

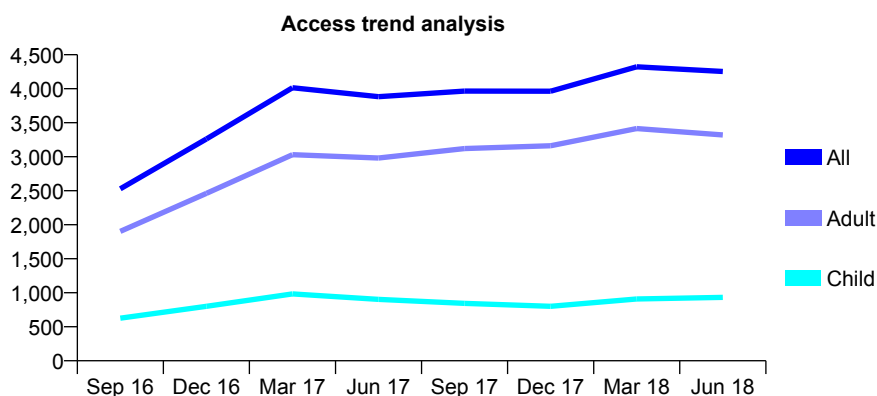
## Q57 - Vital Signs At a Glance Contract Report for 100021/0000 - June 2018

Name or company name	Mr S Shah, Mr P Vaid & Mr S Radia
Contract type name	PDS Plus Contract
Purpose of contract	General
Contract start date	01/03/2016
Contract end date	31/03/2019

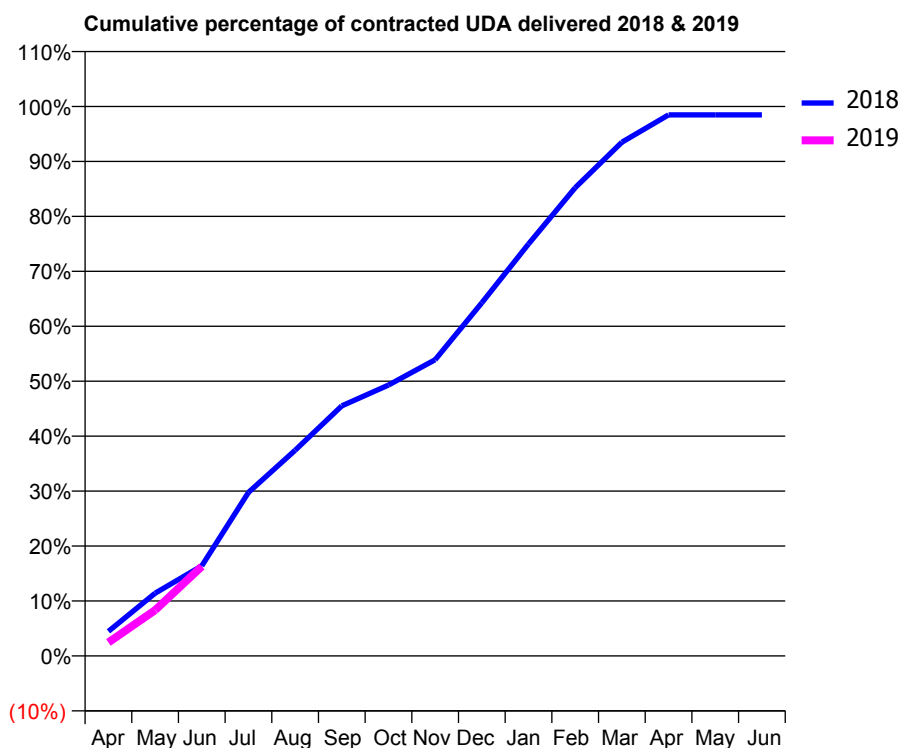
18/19 Contracted general activity (UDA)	15,000
Carry forward general activity (UDA)	0
18/19 Contracted orthodontic activity (UOA)	0
Carry forward orthodontic activity (UOA)	0
Baseline contract value	£411,203.28

### ACCESS\*

Patients seen in 24 months	Total	Change since previous quarter
Quarter ending June 2017	3,884	
Quarter ending September 2017	3,965	↑
Quarter ending December 2017	3,963	→
Quarter ending March 2018	4,323	↑
Quarter ending June 2018	4,253	↓
<b>Variance since June 2017</b>	<b>9.5%</b>	<b>↑</b>



### ACTIVITY



Month	Adjusted Scheduled Activity (UDA)	
	2018	2019
April	673	368
May	1,711	1,250
June	2,459	2,444
July	4,465	
August	5,614	
September	6,826	
October	7,396	
November	8,088	
December	9,641	
January	11,244	
February	12,780	
March	14,023	
April	14,770	
May	14,770	
June	14,770	

### QUALITY

	Quantity	Base Number	Contract	AT	Region	England
% of FP17s for the same patient ID Re-attending within 3 months - Children	12	331	3.6%	9.6%	11.3%	11.5%
% of FP17s for the same patient ID Re-attending within 3 months - Adults	59	853	6.9%	14.2%	14.9%	15.4%
% of FP17s for the same patient ID Re-attending between 3 & 9 months - Children	89	331	26.9%	56.4%	60.0%	58.9%
% of FP17s for the same patient ID Re-attending between 3 & 9 months - Adults	168	853	19.7%	50.6%	52.6%	51.6%
% of FP17s for Band 1 Urgent Courses	111	981	11.3%	8.3%	7.9%	8.9%
% of FP17s Relating to Free Repair or Replacements	4	981	0.4%	0.7%	0.8%	0.8%
% of FP17s Relating to Continuations	1	981	0.1%	0.9%	0.9%	0.9%
% of Patients satisfied with the dentistry they have received	6	6	N/A	92.7%	93.2%	93.2%
% of Patients satisfied with the time they had to wait for an appointment	5	6	N/A	89.5%	89.1%	88.8%

\* This is based on patients treated on this contract for their most recent course of treatment. Figures in italics indicate the base number of FP17s or Patient Questionnaire responses are less than 100. N/A is shown where the base number of responses is less than 10 during the period. % is calculated as Quantity/Base number\*100

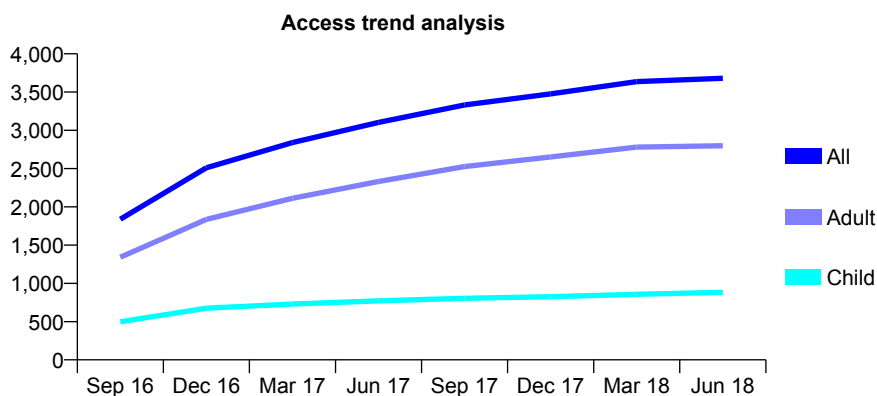
## Q57 - Vital Signs At a Glance Contract Report for 100052/0000 - June 2018

Name or company name	Chigwell Dental Practice
Contract type name	GDS Contract
Purpose of contract	General
Contract start date	01/04/2016
Contract end date	

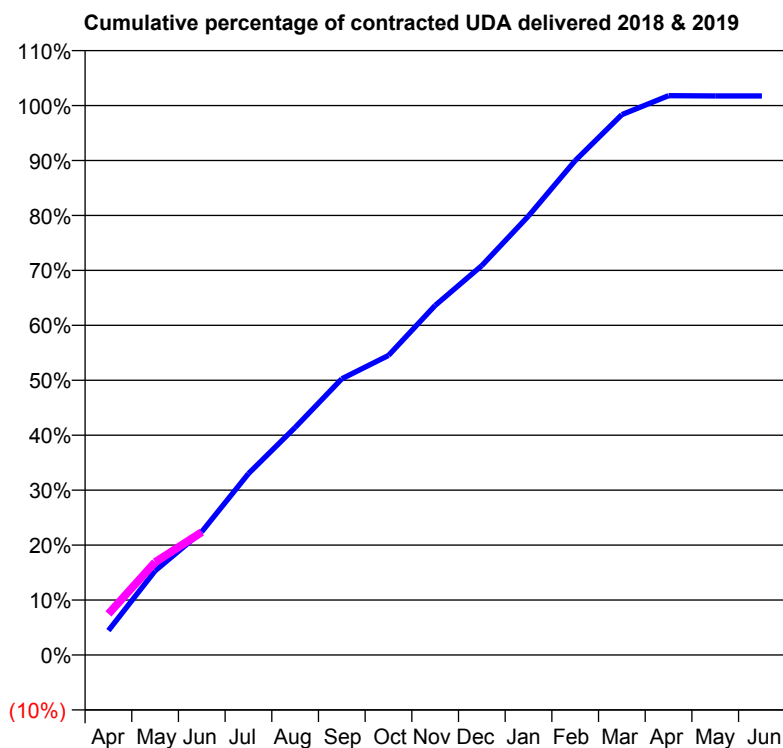
18/19 Contracted general activity (UDA)	9,244
Carry forward general activity (UDA)	0
18/19 Contracted orthodontic activity (UOA)	0
Carry forward orthodontic activity (UOA)	0
Baseline contract value	£295,107.13

### ACCESS\*

Patients seen in 24 months	Total	Change since previous quarter
Quarter ending June 2017	3,103	
Quarter ending September 2017	3,332	↑
Quarter ending December 2017	3,477	↑
Quarter ending March 2018	3,637	↑
Quarter ending June 2018	3,681	→
<b>Variance since June 2017</b>	<b>18.6%</b>	<b>↑</b>



### ACTIVITY



Month	Adjusted Scheduled Activity (UDA)	
	2018	2019
April	411	693
May	1,417	1,563
June	2,073	2,068
July	3,053	
August	3,827	
September	4,646	
October	5,040	
November	5,881	
December	6,552	
January	7,385	
February	8,317	
March	9,092	
April	9,410	
May	9,405	
June	9,405	

### QUALITY

	Quantity	Base Number	Contract	AT	Region	England
% of FP17s for the same patient ID Re-attending within 3 months - Children	8	280	2.9%	9.6%	11.3%	11.5%
% of FP17s for the same patient ID Re-attending within 3 months - Adults	57	709	8.0%	14.2%	14.9%	15.4%
% of FP17s for the same patient ID Re-attending between 3 & 9 months - Children	138	280	49.3%	56.4%	60.0%	58.9%
% of FP17s for the same patient ID Re-attending between 3 & 9 months - Adults	353	709	49.8%	50.6%	52.6%	51.6%
% of FP17s for Band 1 Urgent Courses	35	889	3.9%	8.3%	7.9%	8.9%
% of FP17s Relating to Free Repair or Replacements	5	889	0.6%	0.7%	0.8%	0.8%
% of FP17s Relating to Continuations	1	889	0.1%	0.9%	0.9%	0.9%
% of Patients satisfied with the dentistry they have received	2	2	N/A	92.7%	93.2%	93.2%
% of Patients satisfied with the time they had to wait for an appointment	2	2	N/A	89.5%	89.1%	88.8%

\* This is based on patients treated on this contract for their most recent course of treatment. Figures in italics indicate the base number of FP17s or Patient Questionnaire responses are less than 100. N/A is shown where the base number of responses is less than 10 during the period. % is calculated as Quantity/Base number\*100

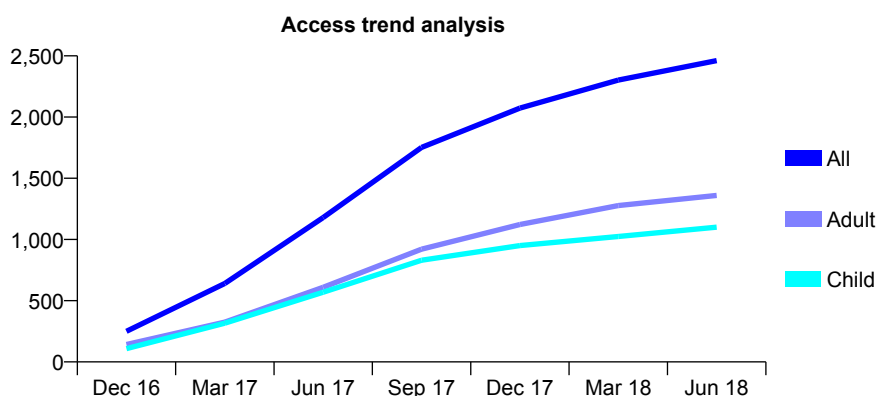
## Q57 - Vital Signs At a Glance Contract Report for 100212/0000 - June 2018

Name or company name	Community Dental Services - CDS CIC Ess
Contract type name	PDS Contract
Purpose of contract	General
Contract start date	01/10/2016
Contract end date	30/09/2019

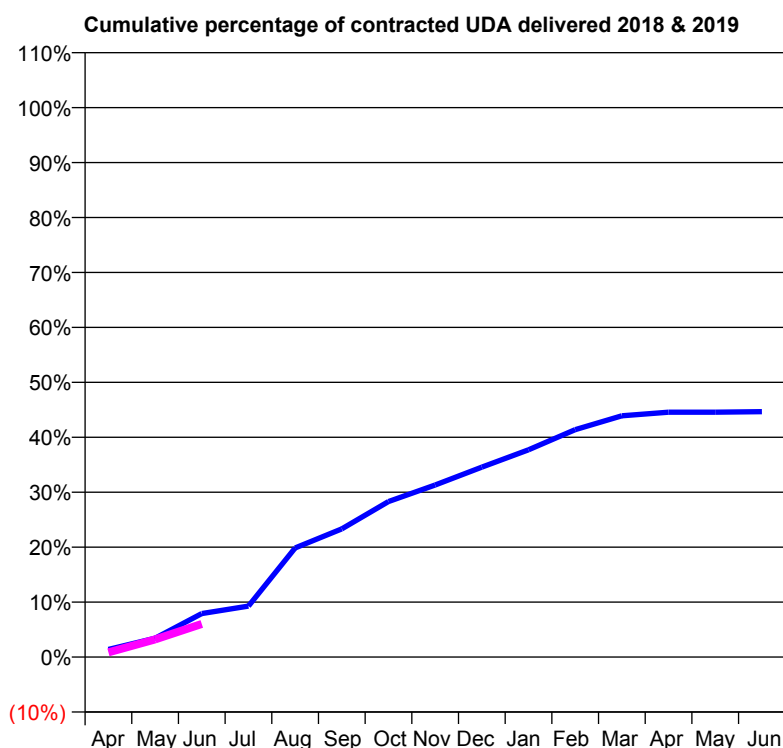
18/19 Contracted general activity (UDA)	9,775
Carry forward general activity (UDA)	0
18/19 Contracted orthodontic activity (UOA)	0
Carry forward orthodontic activity (UOA)	0
Baseline contract value	£1,497,126.62

### ACCESS\*

Patients seen in 24 months	Total	Change since previous quarter
Quarter ending June 2017	1,179	
Quarter ending September 2017	1,752	↑
Quarter ending December 2017	2,073	↑
Quarter ending March 2018	2,302	↑
Quarter ending June 2018	2,461	↑
<b>Variance since June 2017</b>	<b>108.7%</b>	<b>↑</b>



### ACTIVITY



Month	Adjusted Scheduled Activity (UDA)	
	2018	2019
April	137	83
May	337	314
June	776	590
July	908	
August	1,942	
September	2,281	
October	2,768	
November	3,062	
December	3,379	
January	3,687	
February	4,046	
March	4,293	
April	4,356	
May	4,357	
June	4,365	

### QUALITY

	Quantity	Base Number	Contract	AT	Region	England
% of FP17s for the same patient ID Re-attending within 3 months - Children	11	255	4.3%	9.6%	11.3%	11.5%
% of FP17s for the same patient ID Re-attending within 3 months - Adults	16	225	7.1%	14.2%	14.9%	15.4%
% of FP17s for the same patient ID Re-attending between 3 & 9 months - Children	36	255	14.1%	56.4%	60.0%	58.9%
% of FP17s for the same patient ID Re-attending between 3 & 9 months - Adults	77	225	34.2%	50.6%	52.6%	51.6%
% of FP17s for Band 1 Urgent Courses	9	416	2.2%	8.3%	7.9%	8.9%
% of FP17s Relating to Free Repair or Replacements	1	416	0.2%	0.7%	0.8%	0.8%
% of FP17s Relating to Continuations	5	416	1.2%	0.9%	0.9%	0.9%
% of Patients satisfied with the dentistry they have received	2	4	N/A	92.7%	93.2%	93.2%
% of Patients satisfied with the time they had to wait for an appointment	3	4	N/A	89.5%	89.1%	88.8%

\* This is based on patients treated on this contract for their most recent course of treatment. Figures in italics indicate the base number of FP17s or Patient Questionnaire responses are less than 100. N/A is shown where the base number of responses is less than 10 during the period. % is calculated as Quantity/Base number\*100

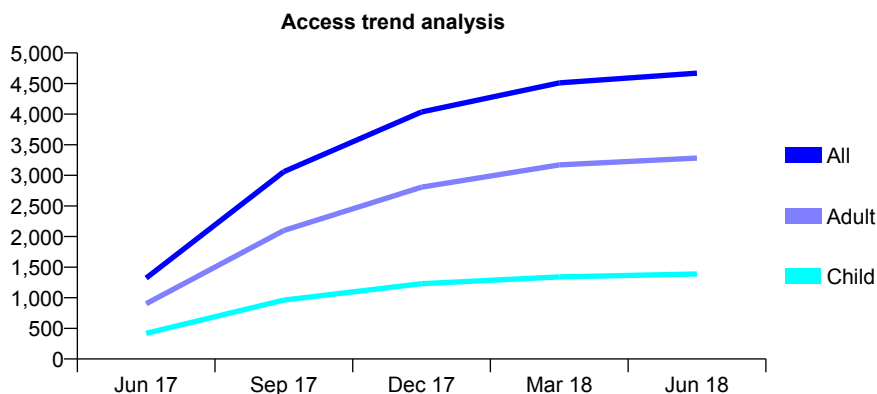
## Q57 - Vital Signs At a Glance Contract Report for 100348/0000 - June 2018

Name or company name	E Harunani, M Kanani & M N Harunani
Contract type name	GDS Contract
Purpose of contract	General
Contract start date	01/04/2017
Contract end date	

18/19 Contracted general activity (UDA)	15,247
Carry forward general activity (UDA)	0
18/19 Contracted orthodontic activity (UOA)	0
Carry forward orthodontic activity (UOA)	0
Baseline contract value	£330,453.82

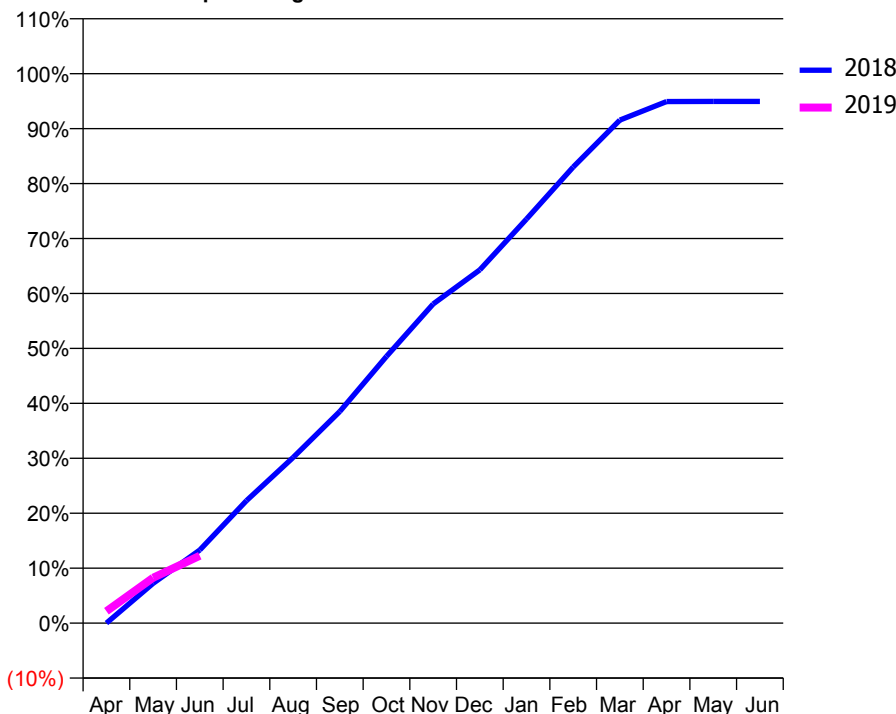
### ACCESS\*

Patients seen in 24 months	Total	Change since previous quarter
Quarter ending June 2017	1,322	
Quarter ending September 2017	3,060	↑
Quarter ending December 2017	4,037	↑
Quarter ending March 2018	4,511	↑
Quarter ending June 2018	4,670	↑
<b>Variance since June 2017</b>	<b>253.3%</b>	<b>↑</b>



### ACTIVITY

Cumulative percentage of contracted UDA delivered 2018 & 2019



Adjusted Scheduled Activity (UDA)

Month	2018	2019
April	0	332
May	1,105	1,261
June	2,028	1,872
July	3,399	
August	4,597	
September	5,872	
October	7,403	
November	8,854	
December	9,805	
January	11,214	
February	12,657	
March	13,959	
April	14,473	
May	14,476	
June	14,476	

### QUALITY

	Quantity	Base Number	Contract	AT	Region	England
% of FP17s for the same patient ID Re-attending within 3 months - Children	20	375	5.3%	9.6%	11.3%	11.5%
% of FP17s for the same patient ID Re-attending within 3 months - Adults	87	853	10.2%	14.2%	14.9%	15.4%
% of FP17s for the same patient ID Re-attending between 3 & 9 months - Children	260	375	69.3%	56.4%	60.0%	58.9%
% of FP17s for the same patient ID Re-attending between 3 & 9 months - Adults	571	853	66.9%	50.6%	52.6%	51.6%
% of FP17s for Band 1 Urgent Courses	78	981	8.0%	8.3%	7.9%	8.9%
% of FP17s Relating to Free Repair or Replacements	0	981	0.0%	0.7%	0.8%	0.8%
% of FP17s Relating to Continuations	4	981	0.4%	0.9%	0.9%	0.9%
% of Patients satisfied with the dentistry they have received	8	8	N/A	92.7%	93.2%	93.2%
% of Patients satisfied with the time they had to wait for an appointment	7	8	N/A	89.5%	89.1%	88.8%

\* This is based on patients treated on this contract for their most recent course of treatment. Figures in italics indicate the base number of FP17s or Patient Questionnaire responses are less than 100. N/A is shown where the base number of responses is less than 10 during the period. % is calculated as Quantity/Base number\*100

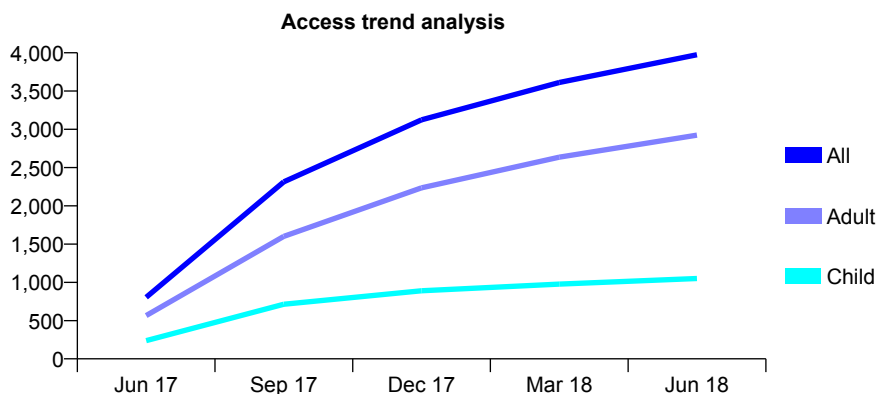
## Q57 - Vital Signs At a Glance Contract Report for 100349/0000 - June 2018

Name or company name	E Harunani, M Kanani & M N Harunani
Contract type name	GDS Contract
Purpose of contract	General
Contract start date	01/04/2017
Contract end date	

18/19 Contracted general activity (UDA)	15,247
Carry forward general activity (UDA)	0
18/19 Contracted orthodontic activity (UOA)	0
Carry forward orthodontic activity (UOA)	0
Baseline contract value	£330,453.82

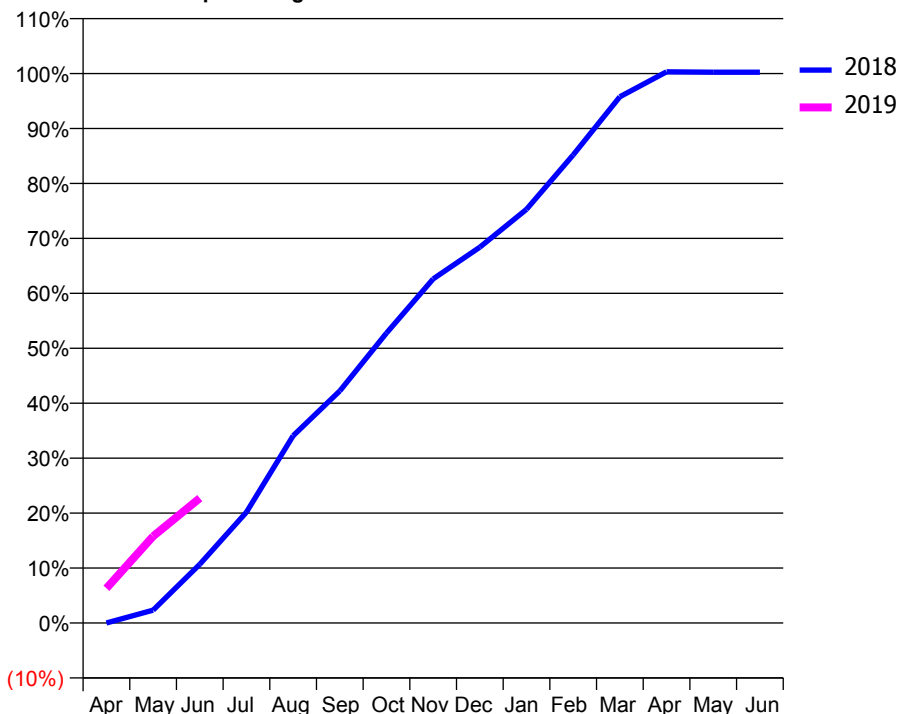
### ACCESS\*

Patients seen in 24 months	Total	Change since previous quarter
Quarter ending June 2017	804	
Quarter ending September 2017	2,314	↑
Quarter ending December 2017	3,125	↑
Quarter ending March 2018	3,613	↑
Quarter ending June 2018	3,974	↑
<b>Variance since June 2017</b>	<b>394.3%</b>	<b>↑</b>



### ACTIVITY

Cumulative percentage of contracted UDA delivered 2018 & 2019



Adjusted Scheduled Activity (UDA)

Month	2018	2019
April	0	964
May	355	2,406
June	1,630	3,466
July	3,075	
August	5,197	
September	6,440	
October	8,047	
November	9,548	
December	10,429	
January	11,480	
February	12,987	
March	14,603	
April	15,293	
May	15,282	
June	15,282	

### QUALITY

	Quantity	Base Number	Contract	AT	Region	England
% of FP17s for the same patient ID Re-attending within 3 months - Children	18	354	5.1%	9.6%	11.3%	11.5%
% of FP17s for the same patient ID Re-attending within 3 months - Adults	173	990	17.5%	14.2%	14.9%	15.4%
% of FP17s for the same patient ID Re-attending between 3 & 9 months - Children	187	354	52.8%	56.4%	60.0%	58.9%
% of FP17s for the same patient ID Re-attending between 3 & 9 months - Adults	405	990	40.9%	50.6%	52.6%	51.6%
% of FP17s for Band 1 Urgent Courses	142	1,143	12.4%	8.3%	7.9%	8.9%
% of FP17s Relating to Free Repair or Replacements	0	1,143	0.0%	0.7%	0.8%	0.8%
% of FP17s Relating to Continuations	21	1,143	1.8%	0.9%	0.9%	0.9%
% of Patients satisfied with the dentistry they have received	4	4	N/A	92.7%	93.2%	93.2%
% of Patients satisfied with the time they had to wait for an appointment	3	4	N/A	89.5%	89.1%	88.8%

\* This is based on patients treated on this contract for their most recent course of treatment. Figures in italics indicate the base number of FP17s or Patient Questionnaire responses are less than 100. N/A is shown where the base number of responses is less than 10 during the period. % is calculated as Quantity/Base number\*100

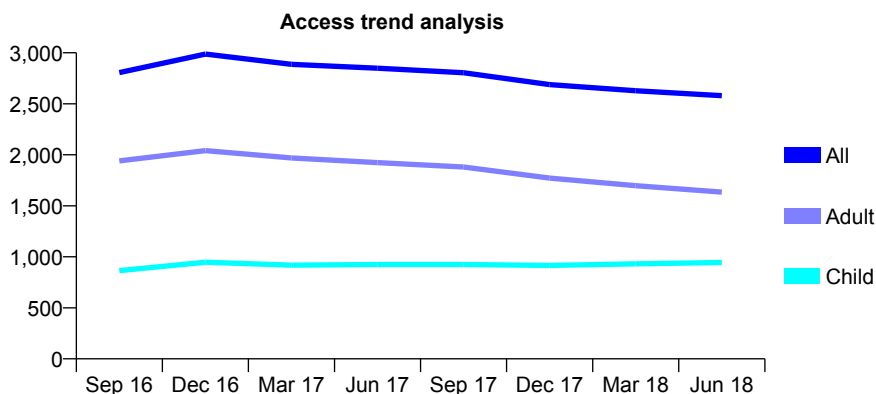
## Q57 - Vital Signs At a Glance Contract Report for 101281/0151 - June 2018

Name or company name	OASIS DENTAL CARE LTD
Contract type name	GDS Contract
Purpose of contract	General
Contract start date	02/04/2006
Contract end date	

18/19 Contracted general activity (UDA)	6,594
Carry forward general activity (UDA)	0
18/19 Contracted orthodontic activity (UOA)	0
Carry forward orthodontic activity (UOA)	0
Baseline contract value	£141,037.67

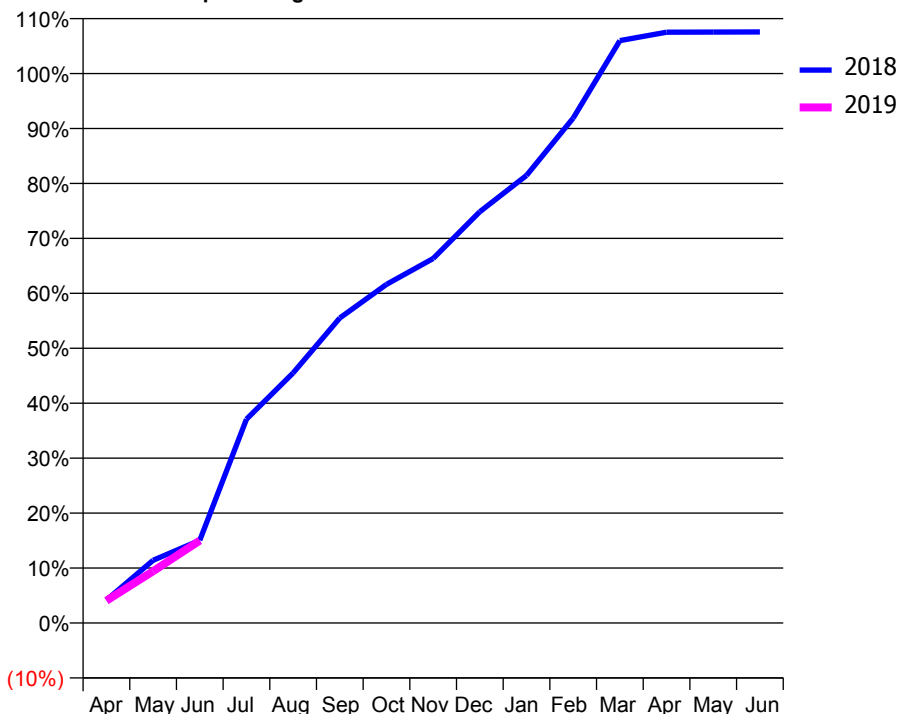
### ACCESS\*

Patients seen in 24 months	Total	Change since previous quarter
Quarter ending June 2017	2,849	
Quarter ending September 2017	2,805	↓
Quarter ending December 2017	2,688	↓
Quarter ending March 2018	2,628	↓
Quarter ending June 2018	2,580	↓
<b>Variance since June 2017</b>	<b>(9.4%)</b>	<b>↓</b>



### ACTIVITY

Cumulative percentage of contracted UDA delivered 2018 & 2019



Adjusted Scheduled Activity (UDA)

Month	2018	2019
April	275	268
May	752	622
June	993	990
July	2,445	
August	3,001	
September	3,660	
October	4,064	
November	4,374	
December	4,936	
January	5,371	
February	6,059	
March	6,988	
April	7,089	
May	7,090	
June	7,093	

### QUALITY

	Quantity	Base Number	Contract	AT	Region	England
% of FP17s for the same patient ID Re-attending within 3 months - Children	24	283	8.5%	9.6%	11.3%	11.5%
% of FP17s for the same patient ID Re-attending within 3 months - Adults	63	348	18.1%	14.2%	14.9%	15.4%
% of FP17s for the same patient ID Re-attending between 3 & 9 months - Children	110	283	38.9%	56.4%	60.0%	58.9%
% of FP17s for the same patient ID Re-attending between 3 & 9 months - Adults	176	348	50.6%	50.6%	52.6%	51.6%
% of FP17s for Band 1 Urgent Courses	53	574	9.2%	8.3%	7.9%	8.9%
% of FP17s Relating to Free Repair or Replacements	6	574	1.0%	0.7%	0.8%	0.8%
% of FP17s Relating to Continuations	11	574	1.9%	0.9%	0.9%	0.9%
% of Patients satisfied with the dentistry they have received	3	3	N/A	92.7%	93.2%	93.2%
% of Patients satisfied with the time they had to wait for an appointment	2	3	N/A	89.5%	89.1%	88.8%

\* This is based on patients treated on this contract for their most recent course of treatment. Figures in italics indicate the base number of FP17s or Patient Questionnaire responses are less than 100. N/A is shown where the base number of responses is less than 10 during the period. % is calculated as Quantity/Base number\*100

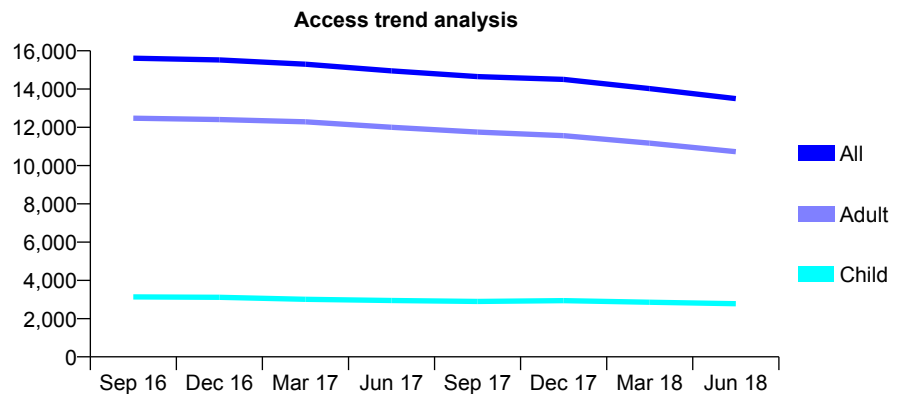
## Q57 - Vital Signs At a Glance Contract Report for 101370/0036 - June 2018

Name or company name	Petrie Tucker & Partners Ltd
Contract type name	GDS Contract
Purpose of contract	General
Contract start date	01/04/2006
Contract end date	

18/19 Contracted general activity (UDA)	56,815
Carry forward general activity (UDA)	0
18/19 Contracted orthodontic activity (UOA)	0
Carry forward orthodontic activity (UOA)	0
Baseline contract value	£1,374,424.81

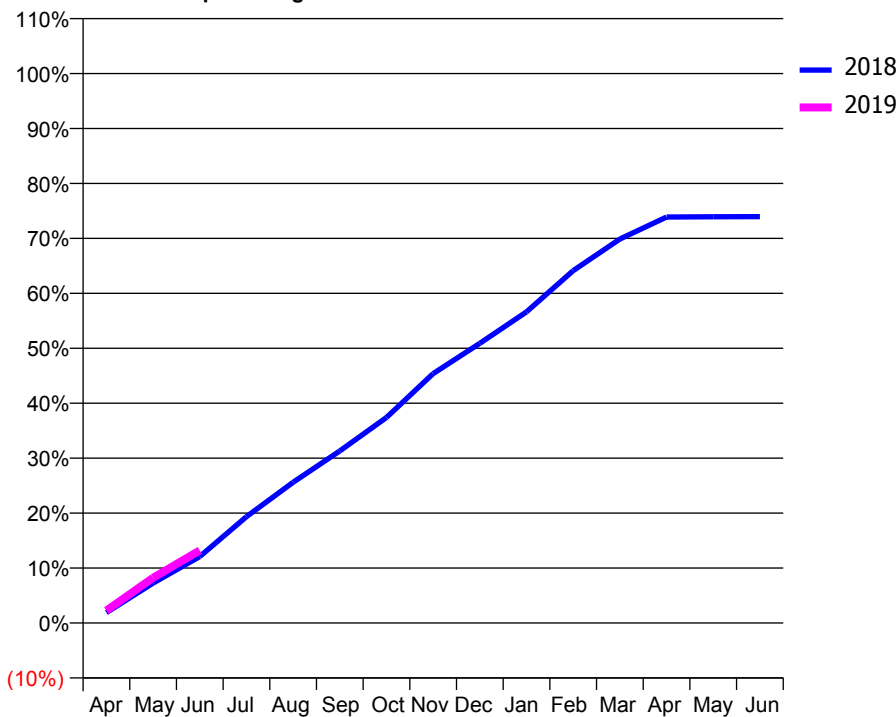
### ACCESS\*

Patients seen in 24 months	Total	Change since previous quarter
Quarter ending June 2017	14,950	
Quarter ending September 2017	14,648	↓
Quarter ending December 2017	14,504	→
Quarter ending March 2018	14,026	↓
Quarter ending June 2018	13,498	↓
<b>Variance since June 2017</b>	<b>(9.7%)</b>	<b>↓</b>



### ACTIVITY

Cumulative percentage of contracted UDA delivered 2018 & 2019



Month	Adjusted Scheduled Activity (UDA)	
	2018	2019
April	1,077	1,295
May	4,130	4,675
June	6,873	7,511
July	10,990	
August	14,551	
September	17,788	
October	21,257	
November	25,785	
December	28,922	
January	32,168	
February	36,429	
March	39,704	
April	41,974	
May	42,000	
June	42,011	

### QUALITY

	Quantity	Base Number	Contract	AT	Region	England
% of FP17s for the same patient ID Re-attending within 3 months - Children	36	773	4.7%	9.6%	11.3%	11.5%
% of FP17s for the same patient ID Re-attending within 3 months - Adults	416	2,711	15.3%	14.2%	14.9%	15.4%
% of FP17s for the same patient ID Re-attending between 3 & 9 months - Children	440	773	56.9%	56.4%	60.0%	58.9%
% of FP17s for the same patient ID Re-attending between 3 & 9 months - Adults	1,141	2,711	42.1%	50.6%	52.6%	51.6%
% of FP17s for Band 1 Urgent Courses	264	2,932	9.0%	8.3%	7.9%	8.9%
% of FP17s Relating to Free Repair or Replacements	20	2,932	0.7%	0.7%	0.8%	0.8%
% of FP17s Relating to Continuations	54	2,932	1.8%	0.9%	0.9%	0.9%
% of Patients satisfied with the dentistry they have received	8	8	N/A	92.7%	93.2%	93.2%
% of Patients satisfied with the time they had to wait for an appointment	5	8	N/A	89.5%	89.1%	88.8%

\* This is based on patients treated on this contract for their most recent course of treatment. Figures in italics indicate the base number of FP17s or Patient Questionnaire responses are less than 100. N/A is shown where the base number of responses is less than 10 during the period. % is calculated as Quantity/Base number\*100

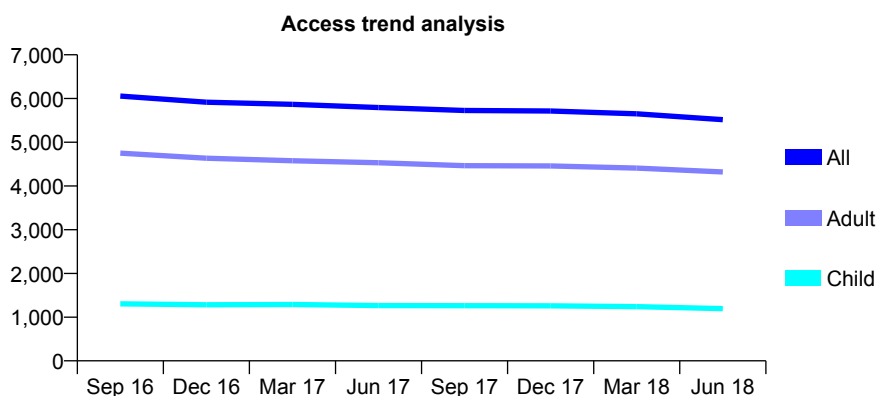
## Q57 - Vital Signs At a Glance Contract Report for 101370/0098 - June 2018

Name or company name	Du Toit and BurgerPartnership Ltd (Harwic
Contract type name	GDS Contract
Purpose of contract	General and Orthodontic
Contract start date	01/04/2007
Contract end date	

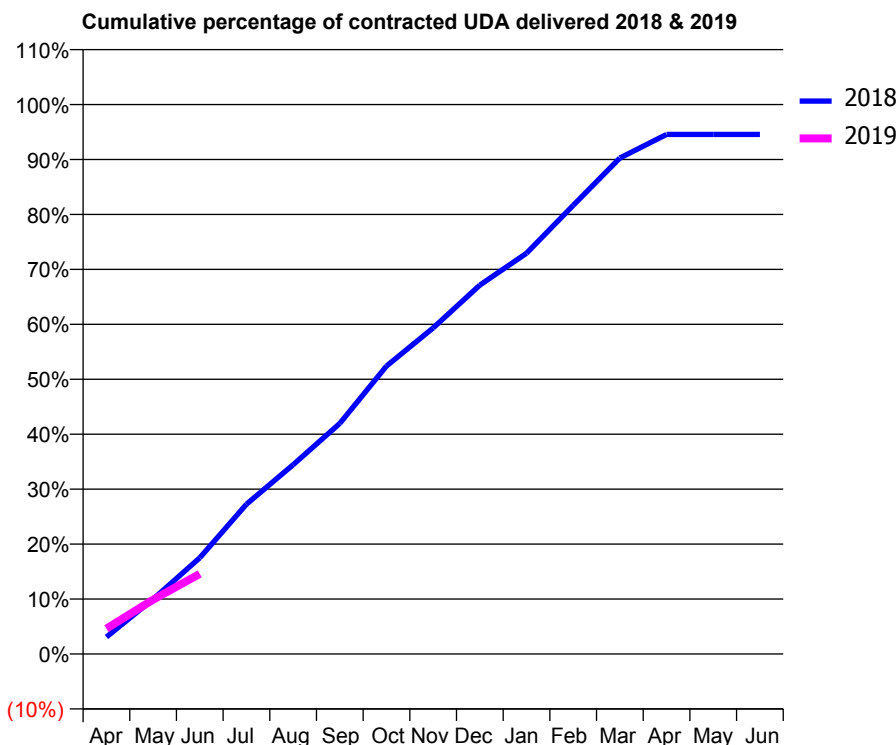
18/19 Contracted general activity (UDA)	19,884
Carry forward general activity (UDA)	0
18/19 Contracted orthodontic activity (UOA)	1,265
Carry forward orthodontic activity (UOA)	0
Baseline contract value	£666,310.67

### ACCESS\*

Patients seen in 24 months	Total	Change since previous quarter
Quarter ending June 2017	5,794	
Quarter ending September 2017	5,727	↓
Quarter ending December 2017	5,715	→
Quarter ending March 2018	5,651	↓
Quarter ending June 2018	5,516	↓
<b>Variance since June 2017</b>	<b>(4.8%)</b>	<b>↓</b>



### ACTIVITY



Adjusted Scheduled Activity (UDA)		
Month	2018	2019
April	615	918
May	1,984	1,967
June	3,481	2,903
July	5,422	
August	6,852	
September	8,348	
October	10,421	
November	11,799	
December	13,349	
January	14,501	
February	16,235	
March	17,950	
April	18,803	
May	18,803	
June	18,803	

### QUALITY

	Quantity	Base Number	Contract	AT	Region	England
% of FP17s for the same patient ID Re-attending within 3 months - Children	33	358	9.2%	9.6%	11.3%	11.5%
% of FP17s for the same patient ID Re-attending within 3 months - Adults	163	1,185	13.8%	14.2%	14.9%	15.4%
% of FP17s for the same patient ID Re-attending between 3 & 9 months - Children	204	358	57.0%	56.4%	60.0%	58.9%
% of FP17s for the same patient ID Re-attending between 3 & 9 months - Adults	530	1,185	44.7%	50.6%	52.6%	51.6%
% of FP17s for Band 1 Urgent Courses	145	1,281	11.3%	8.3%	7.9%	8.9%
% of FP17s Relating to Free Repair or Replacements	9	1,281	0.7%	0.7%	0.8%	0.8%
% of FP17s Relating to Continuations	30	1,281	2.3%	0.9%	0.9%	0.9%
% of Patients satisfied with the dentistry they have received	7	8	N/A	92.7%	93.2%	93.2%
% of Patients satisfied with the time they had to wait for an appointment	8	8	N/A	89.5%	89.1%	88.8%

\* This is based on patients treated on this contract for their most recent course of treatment. Figures in italics indicate the base number of FP17s or Patient Questionnaire responses are less than 100. N/A is shown where the base number of responses is less than 10 during the period. % is calculated as Quantity/Base number\*100



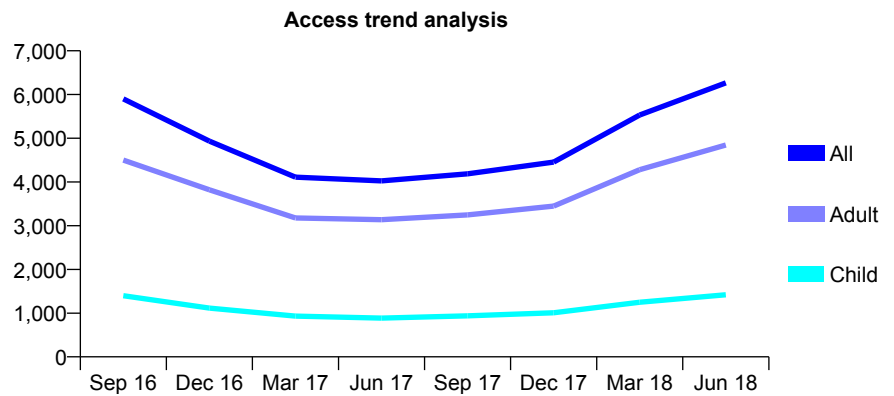
## Q57 - Vital Signs At a Glance Contract Report for 104361/0001 - June 2018

Name or company name	Chelmsford Partnership
Contract type name	GDS Contract
Purpose of contract	General
Contract start date	01/02/2013
Contract end date	

18/19 Contracted general activity (UDA)	15,400
Carry forward general activity (UDA)	0
18/19 Contracted orthodontic activity (UOA)	0
Carry forward orthodontic activity (UOA)	0
Baseline contract value	£427,582.89

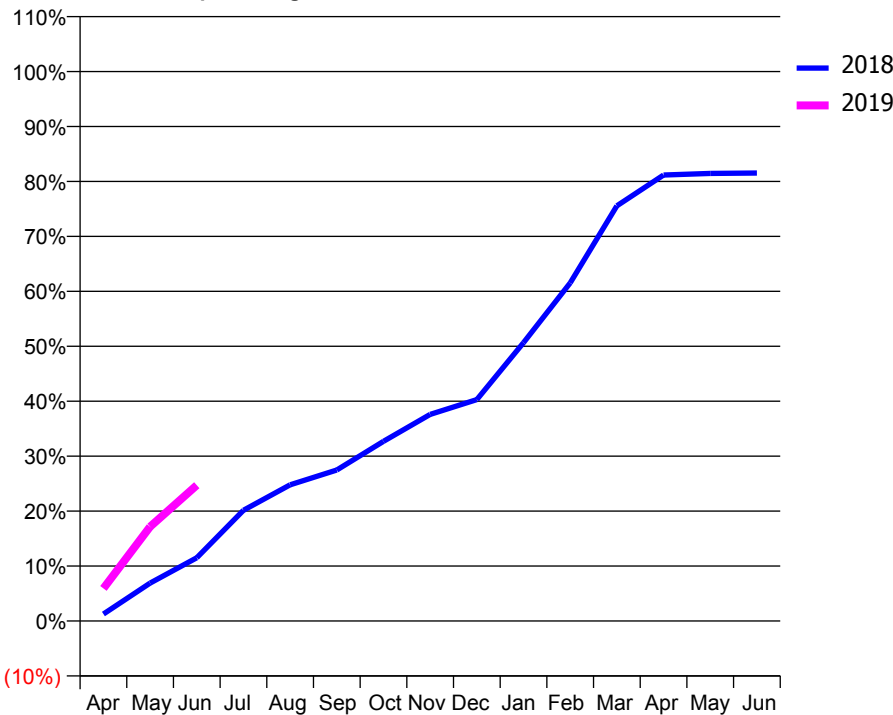
### ACCESS\*

Patients seen in 24 months	Total	Change since previous quarter
Quarter ending June 2017	4,024	
Quarter ending September 2017	4,186	↑
Quarter ending December 2017	4,454	↑
Quarter ending March 2018	5,530	↑
Quarter ending June 2018	6,267	↑
<b>Variance since June 2017</b>	<b>55.7%</b>	<b>↑</b>



### ACTIVITY

Cumulative percentage of contracted UDA delivered 2018 & 2019



Month	Adjusted Scheduled Activity (UDA)	
	2018	2019
April	197	914
May	1,065	2,643
June	1,773	3,808
July	3,103	
August	3,816	
September	4,233	
October	5,037	
November	5,790	
December	6,206	
January	7,801	
February	9,476	
March	11,634	
April	12,498	
May	12,542	
June	12,556	

### QUALITY

	Quantity	Base Number	Contract	AT	Region	England
% of FP17s for the same patient ID Re-attending within 3 months - Children	40	540	7.4%	9.6%	11.3%	11.5%
% of FP17s for the same patient ID Re-attending within 3 months - Adults	243	1,866	13.0%	14.2%	14.9%	15.4%
% of FP17s for the same patient ID Re-attending between 3 & 9 months - Children	188	540	34.8%	56.4%	60.0%	58.9%
% of FP17s for the same patient ID Re-attending between 3 & 9 months - Adults	528	1,866	28.3%	50.6%	52.6%	51.6%
% of FP17s for Band 1 Urgent Courses	243	1,962	12.4%	8.3%	7.9%	8.9%
% of FP17s Relating to Free Repair or Replacements	26	1,962	1.3%	0.7%	0.8%	0.8%
% of FP17s Relating to Continuations	20	1,962	1.0%	0.9%	0.9%	0.9%
% of Patients satisfied with the dentistry they have received	3	3	N/A	92.7%	93.2%	93.2%
% of Patients satisfied with the time they had to wait for an appointment	1	3	N/A	89.5%	89.1%	88.8%

\* This is based on patients treated on this contract for their most recent course of treatment. Figures in italics indicate the base number of FP17s or Patient Questionnaire responses are less than 100. N/A is shown where the base number of responses is less than 10 during the period. % is calculated as Quantity/Base number\*100

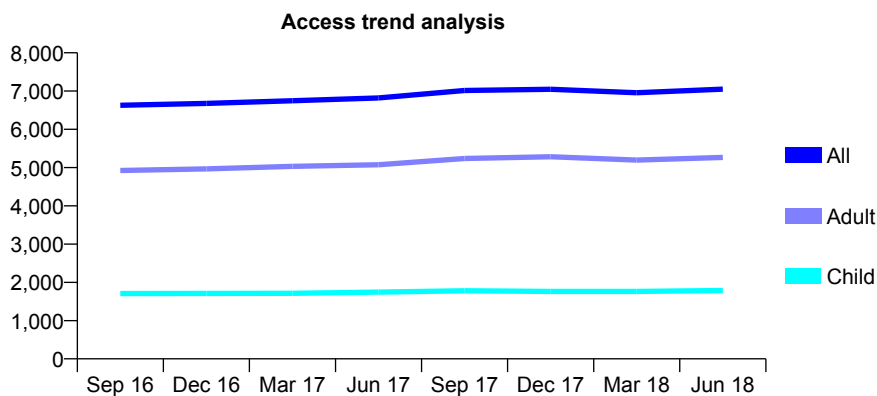
## Q57 - Vital Signs At a Glance Contract Report for 104558/0001 - June 2018

Name or company name	Broadway Dental Clinic
Contract type name	GDS Contract
Purpose of contract	General
Contract start date	01/07/2011
Contract end date	

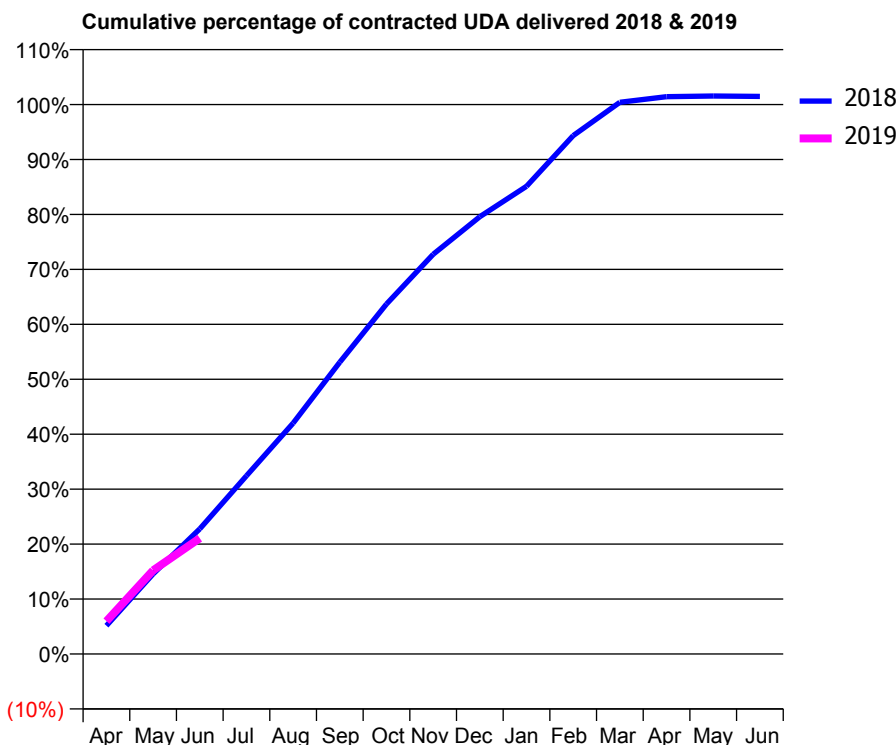
18/19 Contracted general activity (UDA)	17,402
Carry forward general activity (UDA)	0
18/19 Contracted orthodontic activity (UOA)	0
Carry forward orthodontic activity (UOA)	0
Baseline contract value	£498,936.86

### ACCESS\*

Patients seen in 24 months	Total	Change since previous quarter
Quarter ending June 2017	6,819	
Quarter ending September 2017	7,015	↑
Quarter ending December 2017	7,045	→
Quarter ending March 2018	6,956	↓
Quarter ending June 2018	7,051	→
<b>Variance since June 2017</b>	<b>3.4%</b>	<b>↑</b>



### ACTIVITY



Month	Adjusted Scheduled Activity (UDA)	
	2018	2019
April	899	1,041
May	2,534	2,649
June	3,962	3,667
July	5,642	
August	7,311	
September	9,242	
October	11,082	
November	12,658	
December	13,849	
January	14,810	
February	16,416	
March	17,471	
April	17,650	
May	17,673	
June	17,660	

### QUALITY

	Quantity	Base Number	Contract	AT	Region	England
% of FP17s for the same patient ID Re-attending within 3 months - Children	25	629	4.0%	9.6%	11.3%	11.5%
% of FP17s for the same patient ID Re-attending within 3 months - Adults	114	1,543	7.4%	14.2%	14.9%	15.4%
% of FP17s for the same patient ID Re-attending between 3 & 9 months - Children	344	629	54.7%	56.4%	60.0%	58.9%
% of FP17s for the same patient ID Re-attending between 3 & 9 months - Adults	824	1,543	53.4%	50.6%	52.6%	51.6%
% of FP17s for Band 1 Urgent Courses	81	1,843	4.4%	8.3%	7.9%	8.9%
% of FP17s Relating to Free Repair or Replacements	17	1,843	0.9%	0.7%	0.8%	0.8%
% of FP17s Relating to Continuations	7	1,843	0.4%	0.9%	0.9%	0.9%
% of Patients satisfied with the dentistry they have received	6	7	N/A	92.7%	93.2%	93.2%
% of Patients satisfied with the time they had to wait for an appointment	7	7	N/A	89.5%	89.1%	88.8%

\* This is based on patients treated on this contract for their most recent course of treatment. Figures in italics indicate the base number of FP17s or Patient Questionnaire responses are less than 100. N/A is shown where the base number of responses is less than 10 during the period. % is calculated as Quantity/Base number\*100

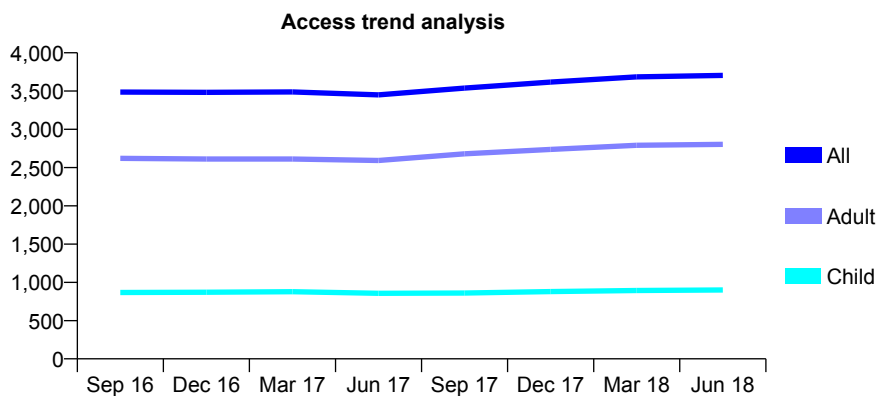
## Q57 - Vital Signs At a Glance Contract Report for 104590/0001 - June 2018

Name or company name	Mr H Du Preez & Miss C Fernando
Contract type name	GDS Contract
Purpose of contract	General
Contract start date	01/04/2011
Contract end date	

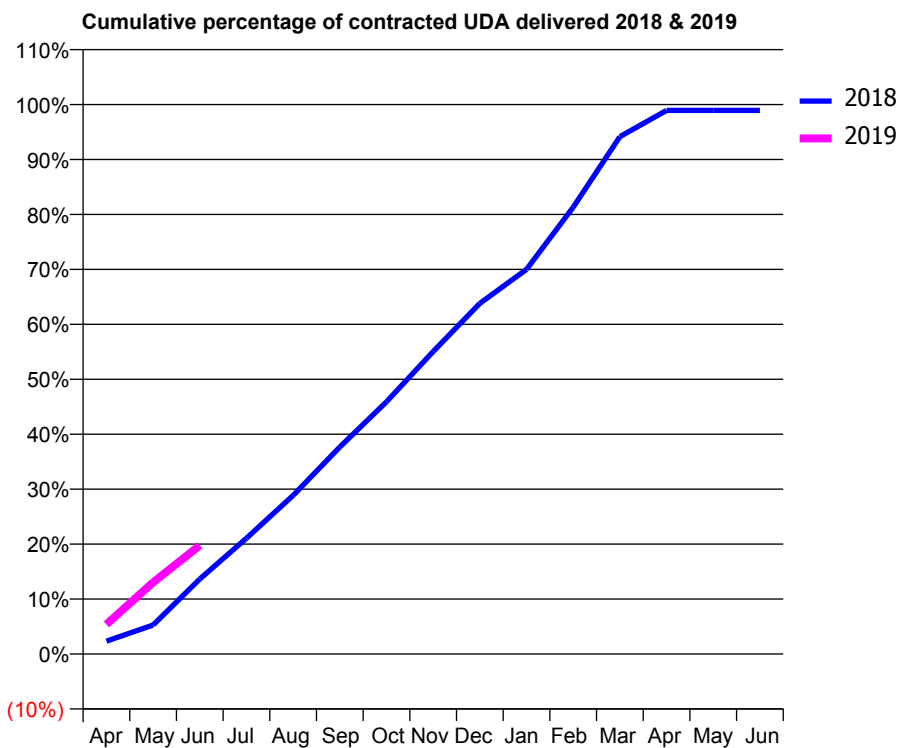
18/19 Contracted general activity (UDA)	12,031
Carry forward general activity (UDA)	0
18/19 Contracted orthodontic activity (UOA)	0
Carry forward orthodontic activity (UOA)	0
Baseline contract value	£370,929.87

### ACCESS\*

Patients seen in 24 months	Total	Change since previous quarter
Quarter ending June 2017	3,450	
Quarter ending September 2017	3,539	↑
Quarter ending December 2017	3,617	↑
Quarter ending March 2018	3,685	→
Quarter ending June 2018	3,704	→
<b>Variance since June 2017</b>	<b>7.4%</b>	<b>↑</b>



### ACTIVITY



Month	Adjusted Scheduled Activity (UDA)	
	2018	2019
April	281	648
May	636	1,570
June	1,643	2,377
July	2,536	
August	3,472	
September	4,531	
October	5,522	
November	6,622	
December	7,678	
January	8,421	
February	9,781	
March	11,325	
April	11,902	
May	11,902	
June	11,901	

### QUALITY

	Quantity	Base Number	Contract	AT	Region	England
% of FP17s for the same patient ID Re-attending within 3 months - Children	18	368	4.9%	9.6%	11.3%	11.5%
% of FP17s for the same patient ID Re-attending within 3 months - Adults	109	910	12.0%	14.2%	14.9%	15.4%
% of FP17s for the same patient ID Re-attending between 3 & 9 months - Children	256	368	69.6%	56.4%	60.0%	58.9%
% of FP17s for the same patient ID Re-attending between 3 & 9 months - Adults	545	910	59.9%	50.6%	52.6%	51.6%
% of FP17s for Band 1 Urgent Courses	52	1,052	4.9%	8.3%	7.9%	8.9%
% of FP17s Relating to Free Repair or Replacements	16	1,052	1.5%	0.7%	0.8%	0.8%
% of FP17s Relating to Continuations	1	1,052	0.1%	0.9%	0.9%	0.9%
% of Patients satisfied with the dentistry they have received	12	13	92.3%	92.7%	93.2%	93.2%
% of Patients satisfied with the time they had to wait for an appointment	13	13	100.0%	89.5%	89.1%	88.8%

\* This is based on patients treated on this contract for their most recent course of treatment. Figures in italics indicate the base number of FP17s or Patient Questionnaire responses are less than 100. N/A is shown where the base number of responses is less than 10 during the period. % is calculated as Quantity/Base number\*100

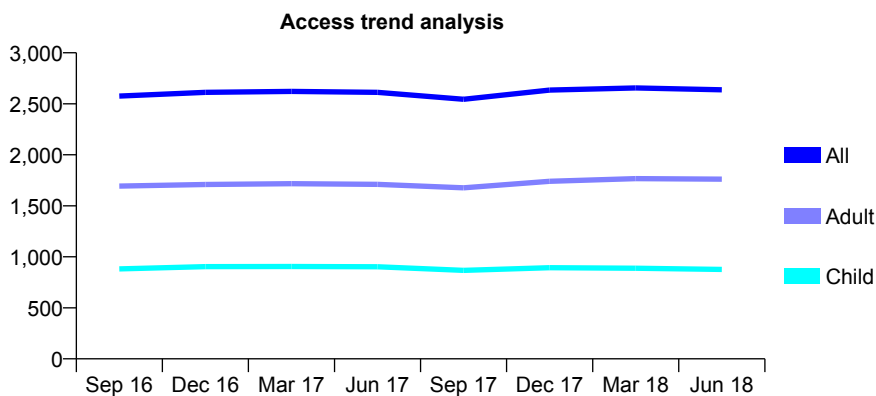
## Q57 - Vital Signs At a Glance Contract Report for 105570/0001 - June 2018

Name or company name	Ramsay and Sud
Contract type name	GDS Contract
Purpose of contract	General
Contract start date	01/04/2006
Contract end date	

18/19 Contracted general activity (UDA)	8,500
Carry forward general activity (UDA)	0
18/19 Contracted orthodontic activity (UOA)	0
Carry forward orthodontic activity (UOA)	0
Baseline contract value	£213,120.29

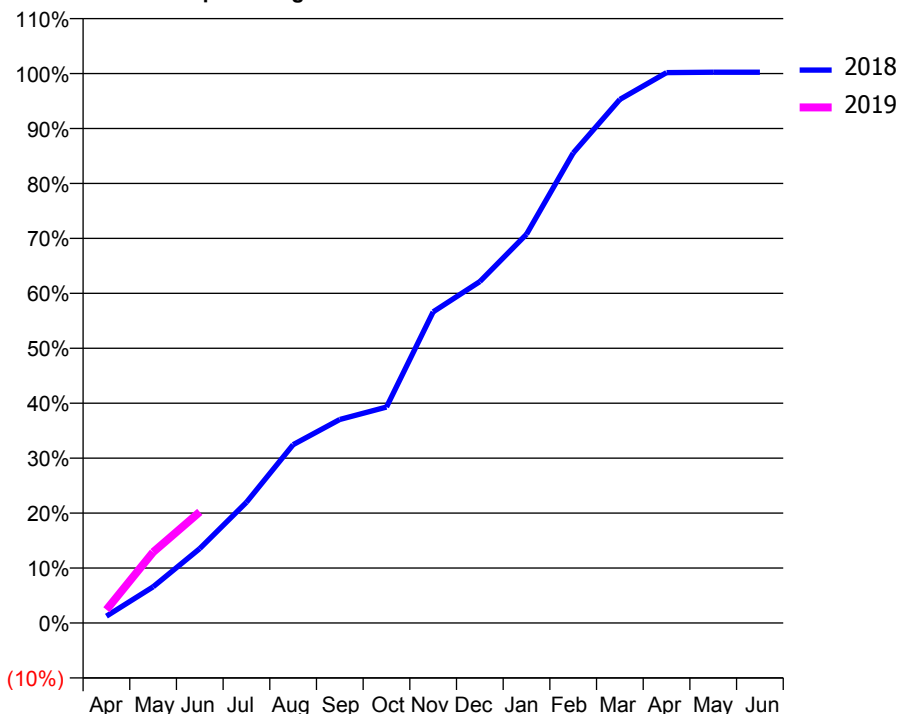
### ACCESS\*

Patients seen in 24 months	Total	Change since previous quarter
Quarter ending June 2017	2,612	
Quarter ending September 2017	2,544	↓
Quarter ending December 2017	2,634	↑
Quarter ending March 2018	2,655	→
Quarter ending June 2018	2,637	→
<b>Variance since June 2017</b>	<b>1.0%</b>	<b>→</b>



### ACTIVITY

Cumulative percentage of contracted UDA delivered 2018 & 2019



Month	Adjusted Scheduled Activity (UDA)	
	2018	2019
April	106	206
May	560	1,096
June	1,152	1,720
July	1,868	
August	2,760	
September	3,150	
October	3,341	
November	4,814	
December	5,282	
January	6,014	
February	7,270	
March	8,100	
April	8,513	
May	8,519	
June	8,519	

### QUALITY

	Quantity	Base Number	Contract	AT	Region	England
% of FP17s for the same patient ID Re-attending within 3 months - Children	23	291	7.9%	9.6%	11.3%	11.5%
% of FP17s for the same patient ID Re-attending within 3 months - Adults	90	482	18.7%	14.2%	14.9%	15.4%
% of FP17s for the same patient ID Re-attending between 3 & 9 months - Children	119	291	40.9%	56.4%	60.0%	58.9%
% of FP17s for the same patient ID Re-attending between 3 & 9 months - Adults	194	482	40.2%	50.6%	52.6%	51.6%
% of FP17s for Band 1 Urgent Courses	44	636	6.9%	8.3%	7.9%	8.9%
% of FP17s Relating to Free Repair or Replacements	8	636	1.3%	0.7%	0.8%	0.8%
% of FP17s Relating to Continuations	30	636	4.7%	0.9%	0.9%	0.9%
% of Patients satisfied with the dentistry they have received	0	0	N/A	92.7%	93.2%	93.2%
% of Patients satisfied with the time they had to wait for an appointment	0	0	N/A	89.5%	89.1%	88.8%

\* This is based on patients treated on this contract for their most recent course of treatment. Figures in italics indicate the base number of FP17s or Patient Questionnaire responses are less than 100. N/A is shown where the base number of responses is less than 10 during the period. % is calculated as Quantity/Base number\*100

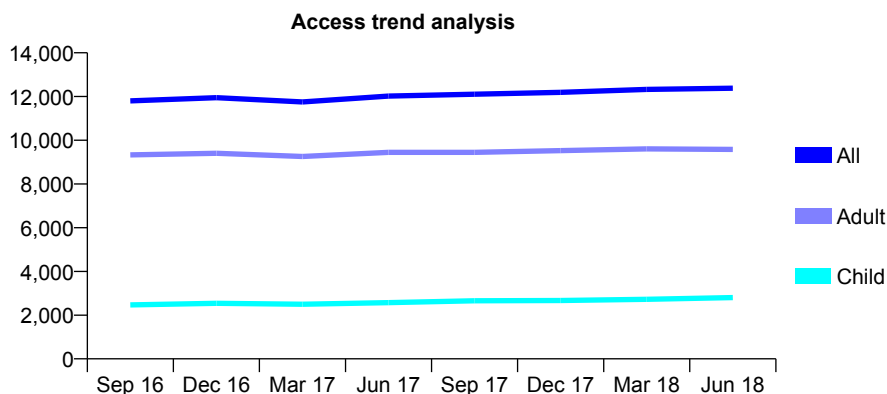
## Q57 - Vital Signs At a Glance Contract Report for 107204/0001 - June 2018

Name or company name	A F Clough & T N Clough
Contract type name	GDS Contract
Purpose of contract	General
Contract start date	01/03/2008
Contract end date	

18/19 Contracted general activity (UDA)	29,583
Carry forward general activity (UDA)	0
18/19 Contracted orthodontic activity (UOA)	0
Carry forward orthodontic activity (UOA)	0
Baseline contract value	£845,300.79

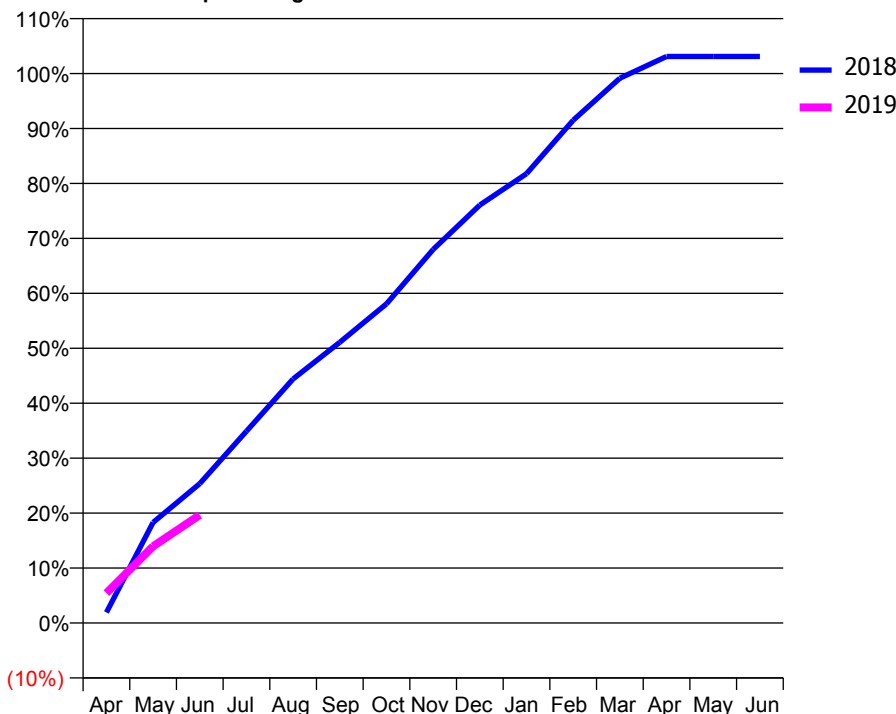
### ACCESS\*

Patients seen in 24 months	Total	Change since previous quarter
Quarter ending June 2017	12,019	
Quarter ending September 2017	12,103	→
Quarter ending December 2017	12,192	→
Quarter ending March 2018	12,327	→
Quarter ending June 2018	12,380	→
<b>Variance since June 2017</b>	<b>3.0%</b>	<b>↑</b>



### ACTIVITY

Cumulative percentage of contracted UDA delivered 2018 & 2019



Month	Adjusted Scheduled Activity (UDA)	
	2018	2019
April	569	1,610
May	5,419	4,130
June	7,508	5,815
July	10,327	
August	13,143	
September	15,118	
October	17,183	
November	20,110	
December	22,506	
January	24,188	
February	27,071	
March	29,331	
April	30,500	
May	30,500	
June	30,498	

### QUALITY

	Quantity	Base Number	Contract	AT	Region	England
% of FP17s for the same patient ID Re-attending within 3 months - Children	64	1,105	5.8%	9.6%	11.3%	11.5%
% of FP17s for the same patient ID Re-attending within 3 months - Adults	415	3,041	13.6%	14.2%	14.9%	15.4%
% of FP17s for the same patient ID Re-attending between 3 & 9 months - Children	665	1,105	60.2%	56.4%	60.0%	58.9%
% of FP17s for the same patient ID Re-attending between 3 & 9 months - Adults	1,554	3,041	51.1%	50.6%	52.6%	51.6%
% of FP17s for Band 1 Urgent Courses	362	3,487	10.4%	8.3%	7.9%	8.9%
% of FP17s Relating to Free Repair or Replacements	37	3,487	1.1%	0.7%	0.8%	0.8%
% of FP17s Relating to Continuations	20	3,487	0.6%	0.9%	0.9%	0.9%
% of Patients satisfied with the dentistry they have received	7	9	N/A	92.7%	93.2%	93.2%
% of Patients satisfied with the time they had to wait for an appointment	7	9	N/A	89.5%	89.1%	88.8%

\* This is based on patients treated on this contract for their most recent course of treatment. Figures in italics indicate the base number of FP17s or Patient Questionnaire responses are less than 100. N/A is shown where the base number of responses is less than 10 during the period. % is calculated as Quantity/Base number\*100

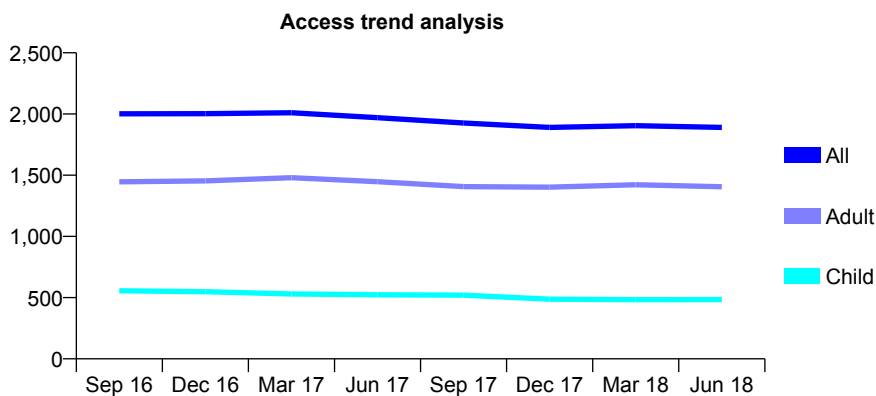
## Q57 - Vital Signs At a Glance Contract Report for 108790/0001 - June 2018

Name or company name	Alexander Dental Practice
Contract type name	GDS Contract
Purpose of contract	General
Contract start date	01/09/2010
Contract end date	

18/19 Contracted general activity (UDA)	5,000
Carry forward general activity (UDA)	0
18/19 Contracted orthodontic activity (UOA)	0
Carry forward orthodontic activity (UOA)	0
Baseline contract value	£142,307.59

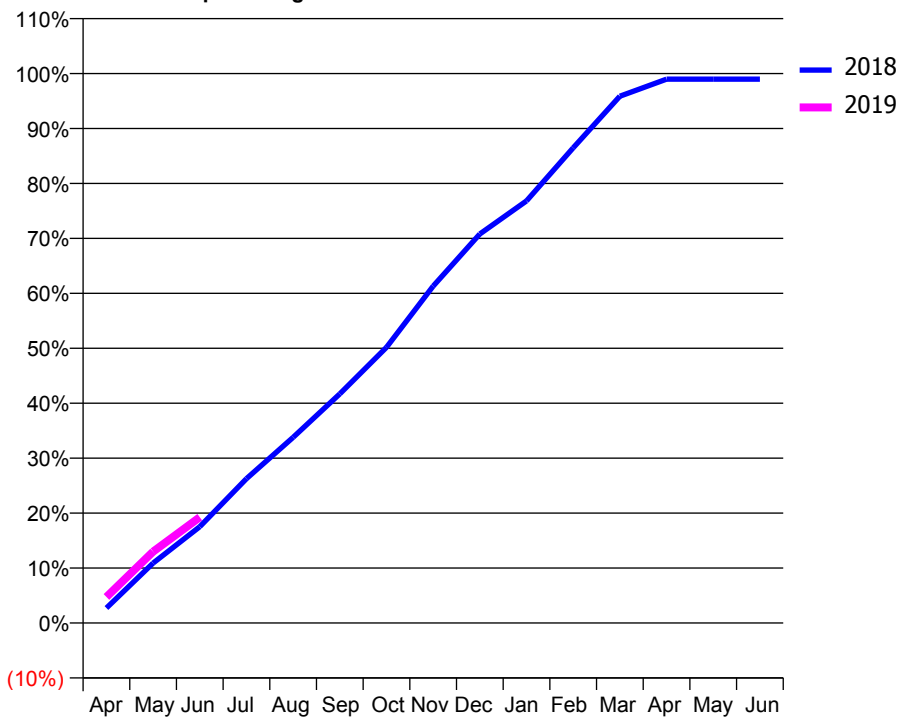
### ACCESS\*

Patients seen in 24 months	Total	Change since previous quarter
Quarter ending June 2017	1,970	
Quarter ending September 2017	1,927	↓
Quarter ending December 2017	1,891	↓
Quarter ending March 2018	1,905	→
Quarter ending June 2018	1,890	→
<b>Variance since June 2017</b>	<b>(4.1%)</b>	<b>↓</b>



### ACTIVITY

Cumulative percentage of contracted UDA delivered 2018 & 2019



Month	Adjusted Scheduled Activity (UDA)	
	2018	2019
April	137	238
May	546	649
June	876	963
July	1,314	
August	1,690	
September	2,085	
October	2,508	
November	3,066	
December	3,540	
January	3,841	
February	4,323	
March	4,794	
April	4,949	
May	4,949	
June	4,949	

### QUALITY

	Quantity	Base Number	Contract	AT	Region	England
% of FP17s for the same patient ID Re-attending within 3 months - Children	15	138	10.9%	9.6%	11.3%	11.5%
% of FP17s for the same patient ID Re-attending within 3 months - Adults	74	387	19.1%	14.2%	14.9%	15.4%
% of FP17s for the same patient ID Re-attending between 3 & 9 months - Children	54	138	39.1%	56.4%	60.0%	58.9%
% of FP17s for the same patient ID Re-attending between 3 & 9 months - Adults	148	387	38.2%	50.6%	52.6%	51.6%
% of FP17s for Band 1 Urgent Courses	99	465	21.3%	8.3%	7.9%	8.9%
% of FP17s Relating to Free Repair or Replacements	0	465	0.0%	0.7%	0.8%	0.8%
% of FP17s Relating to Continuations	3	465	0.6%	0.9%	0.9%	0.9%
% of Patients satisfied with the dentistry they have received	2	2	N/A	92.7%	93.2%	93.2%
% of Patients satisfied with the time they had to wait for an appointment	2	2	N/A	89.5%	89.1%	88.8%

\* This is based on patients treated on this contract for their most recent course of treatment. Figures in italics indicate the base number of FP17s or Patient Questionnaire responses are less than 100. N/A is shown where the base number of responses is less than 10 during the period. % is calculated as Quantity/Base number\*100

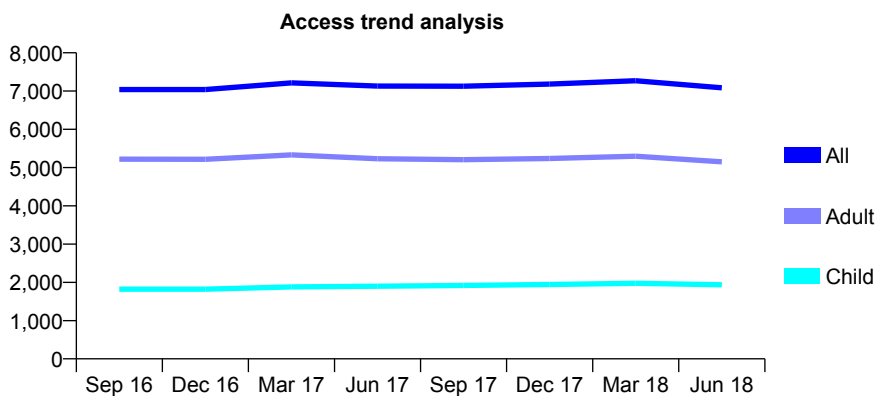
## Q57 - Vital Signs At a Glance Contract Report for 109231/0001 - June 2018

Name or company name	E. Harunani & M. Kanani
Contract type name	GDS Contract
Purpose of contract	General
Contract start date	01/07/2010
Contract end date	

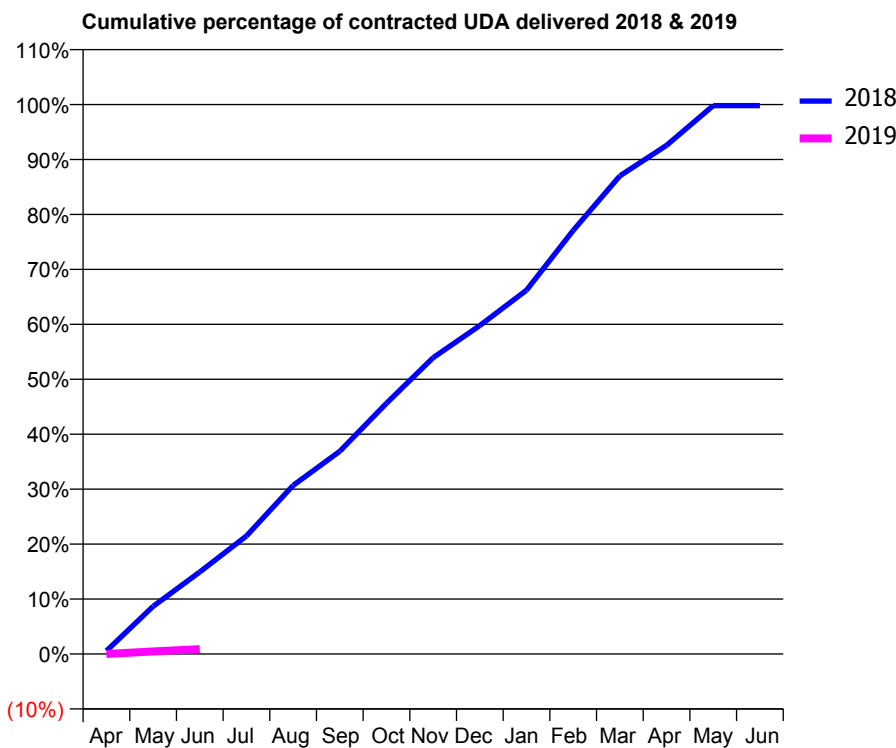
18/19 Contracted general activity (UDA)	20,850
Carry forward general activity (UDA)	0
18/19 Contracted orthodontic activity (UOA)	0
Carry forward orthodontic activity (UOA)	0
Baseline contract value	£520,175.99

### ACCESS\*

Patients seen in 24 months	Total	Change since previous quarter
Quarter ending June 2017	7,131	
Quarter ending September 2017	7,126	→
Quarter ending December 2017	7,181	→
Quarter ending March 2018	7,270	→
Quarter ending June 2018	7,086	↓
<b>Variance since June 2017</b>	<b>(0.6%)</b>	→



### ACTIVITY



Month	Adjusted Scheduled Activity (UDA)	
	2018	2019
April	119	0
May	1,811	101
June	3,115	184
July	4,482	
August	6,399	
September	7,693	
October	9,513	
November	11,244	
December	12,462	
January	13,803	
February	16,074	
March	18,141	
April	19,298	
May	20,806	
June	20,806	

### QUALITY

	Quantity	Base Number	Contract	AT	Region	England
% of FP17s for the same patient ID Re-attending within 3 months - Children	34	418	8.1%	9.6%	11.3%	11.5%
% of FP17s for the same patient ID Re-attending within 3 months - Adults	150	940	16.0%	14.2%	14.9%	15.4%
% of FP17s for the same patient ID Re-attending between 3 & 9 months - Children	242	418	57.9%	56.4%	60.0%	58.9%
% of FP17s for the same patient ID Re-attending between 3 & 9 months - Adults	459	940	48.8%	50.6%	52.6%	51.6%
% of FP17s for Band 1 Urgent Courses	8	87	9.2%	8.3%	7.9%	8.9%
% of FP17s Relating to Free Repair or Replacements	0	87	0.0%	0.7%	0.8%	0.8%
% of FP17s Relating to Continuations	0	87	0.0%	0.9%	0.9%	0.9%
% of Patients satisfied with the dentistry they have received	3	3	N/A	92.7%	93.2%	93.2%
% of Patients satisfied with the time they had to wait for an appointment	2	3	N/A	89.5%	89.1%	88.8%

\* This is based on patients treated on this contract for their most recent course of treatment. Figures in italics indicate the base number of FP17s or Patient Questionnaire responses are less than 100. N/A is shown where the base number of responses is less than 10 during the period. % is calculated as Quantity/Base number\*100

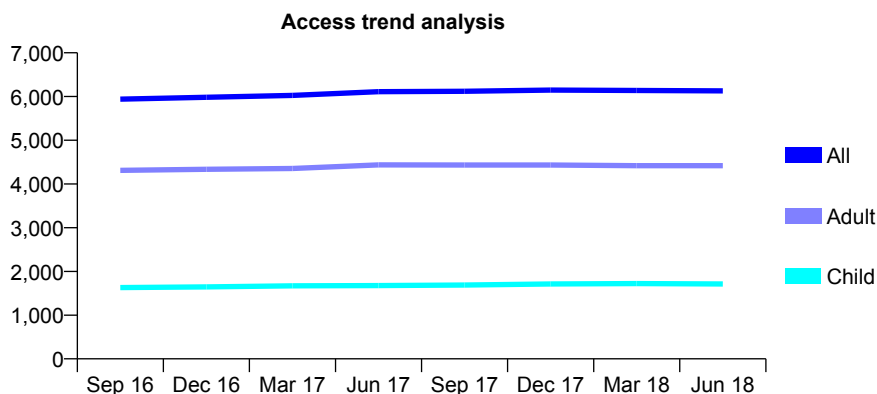
## Q57 - Vital Signs At a Glance Contract Report for 109894/0001 - June 2018

Name or company name	Mr T C Patel, Mrs K Patel, Mr A Patel and M
Contract type name	GDS Contract
Purpose of contract	General
Contract start date	01/05/2011
Contract end date	

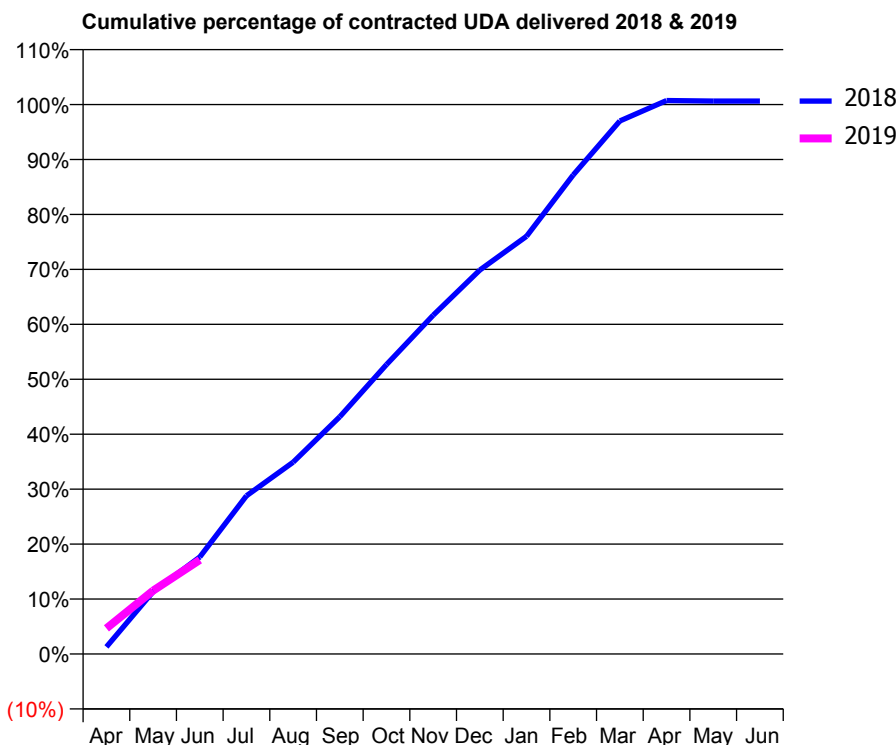
18/19 Contracted general activity (UDA)	12,494
Carry forward general activity (UDA)	0
18/19 Contracted orthodontic activity (UOA)	0
Carry forward orthodontic activity (UOA)	0
Baseline contract value	£297,104.42

### ACCESS\*

Patients seen in 24 months	Total	Change since previous quarter
Quarter ending June 2017	6,112	
Quarter ending September 2017	6,119	→
Quarter ending December 2017	6,147	→
Quarter ending March 2018	6,139	→
Quarter ending June 2018	6,129	→
<b>Variance since June 2017</b>	<b>0.3%</b>	<b>→</b>



### ACTIVITY



Month	Adjusted Scheduled Activity (UDA)	
	2018	2019
April	163	583
May	1,419	1,443
June	2,204	2,139
July	3,598	
August	4,361	
September	5,395	
October	6,580	
November	7,701	
December	8,730	
January	9,498	
February	10,893	
March	12,120	
April	12,584	
May	12,573	
June	12,573	

### QUALITY

	Quantity	Base Number	Contract	AT	Region	England
% of FP17s for the same patient ID Re-attending within 3 months - Children	48	526	9.1%	9.6%	11.3%	11.5%
% of FP17s for the same patient ID Re-attending within 3 months - Adults	185	1,257	14.7%	14.2%	14.9%	15.4%
% of FP17s for the same patient ID Re-attending between 3 & 9 months - Children	318	526	60.5%	56.4%	60.0%	58.9%
% of FP17s for the same patient ID Re-attending between 3 & 9 months - Adults	625	1,257	49.7%	50.6%	52.6%	51.6%
% of FP17s for Band 1 Urgent Courses	149	1,215	12.3%	8.3%	7.9%	8.9%
% of FP17s Relating to Free Repair or Replacements	10	1,215	0.8%	0.7%	0.8%	0.8%
% of FP17s Relating to Continuations	0	1,215	0.0%	0.9%	0.9%	0.9%
% of Patients satisfied with the dentistry they have received	11	12	91.7%	92.7%	93.2%	93.2%
% of Patients satisfied with the time they had to wait for an appointment	11	12	91.7%	89.5%	89.1%	88.8%

\* This is based on patients treated on this contract for their most recent course of treatment. Figures in italics indicate the base number of FP17s or Patient Questionnaire responses are less than 100. N/A is shown where the base number of responses is less than 10 during the period. % is calculated as Quantity/Base number\*100



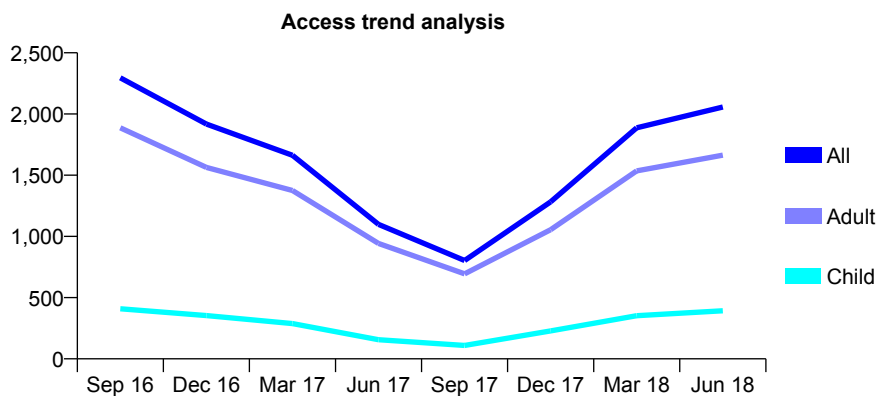
## Q57 - Vital Signs At a Glance Contract Report for 109991/0001 - June 2018

Name or company name	West Mersea Dental Practice
Contract type name	GDS Contract
Purpose of contract	General
Contract start date	01/03/2014
Contract end date	

18/19 Contracted general activity (UDA)	6,975
Carry forward general activity (UDA)	0
18/19 Contracted orthodontic activity (UOA)	0
Carry forward orthodontic activity (UOA)	0
Baseline contract value	£156,716.63

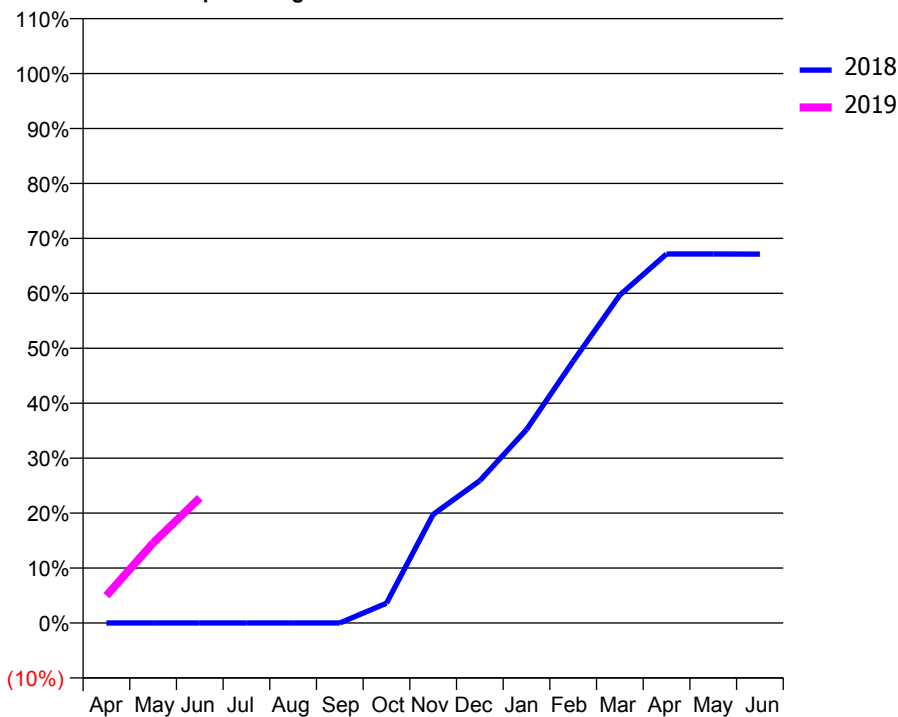
### ACCESS\*

Patients seen in 24 months	Total	Change since previous quarter
Quarter ending June 2017	1,099	
Quarter ending September 2017	803	↓
Quarter ending December 2017	1,283	↑
Quarter ending March 2018	1,887	↑
Quarter ending June 2018	2,057	↑
<b>Variance since June 2017</b>	<b>87.2%</b>	<b>↑</b>



### ACTIVITY

Cumulative percentage of contracted UDA delivered 2018 & 2019



Month	Adjusted Scheduled Activity (UDA)	
	2018	2019
April	0	347
May	0	1,017
June	0	1,589
July	1	
August	1	
September	1	
October	251	
November	1,378	
December	1,807	
January	2,455	
February	3,324	
March	4,163	
April	4,685	
May	4,685	
June	4,682	

### QUALITY

	Quantity	Base Number	Contract	AT	Region	England
% of FP17s for the same patient ID Re-attending within 3 months - Children	8	169	4.7%	9.6%	11.3%	11.5%
% of FP17s for the same patient ID Re-attending within 3 months - Adults	92	671	13.7%	14.2%	14.9%	15.4%
% of FP17s for the same patient ID Re-attending between 3 & 9 months - Children	71	169	42.0%	56.4%	60.0%	58.9%
% of FP17s for the same patient ID Re-attending between 3 & 9 months - Adults	237	671	35.3%	50.6%	52.6%	51.6%
% of FP17s for Band 1 Urgent Courses	31	643	4.8%	8.3%	7.9%	8.9%
% of FP17s Relating to Free Repair or Replacements	0	643	0.0%	0.7%	0.8%	0.8%
% of FP17s Relating to Continuations	9	643	1.4%	0.9%	0.9%	0.9%
% of Patients satisfied with the dentistry they have received	1	1	N/A	92.7%	93.2%	93.2%
% of Patients satisfied with the time they had to wait for an appointment	1	1	N/A	89.5%	89.1%	88.8%

\* This is based on patients treated on this contract for their most recent course of treatment. Figures in italics indicate the base number of FP17s or Patient Questionnaire responses are less than 100. N/A is shown where the base number of responses is less than 10 during the period. % is calculated as Quantity/Base number\*100

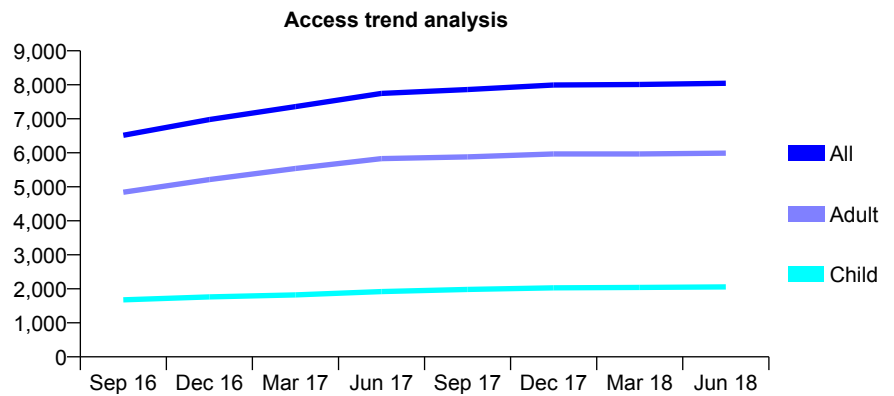
## Q57 - Vital Signs At a Glance Contract Report for 110299/0002 - June 2018

Name or company name	Baddow Dental Practice
Contract type name	GDS Contract
Purpose of contract	General
Contract start date	01/07/2015
Contract end date	

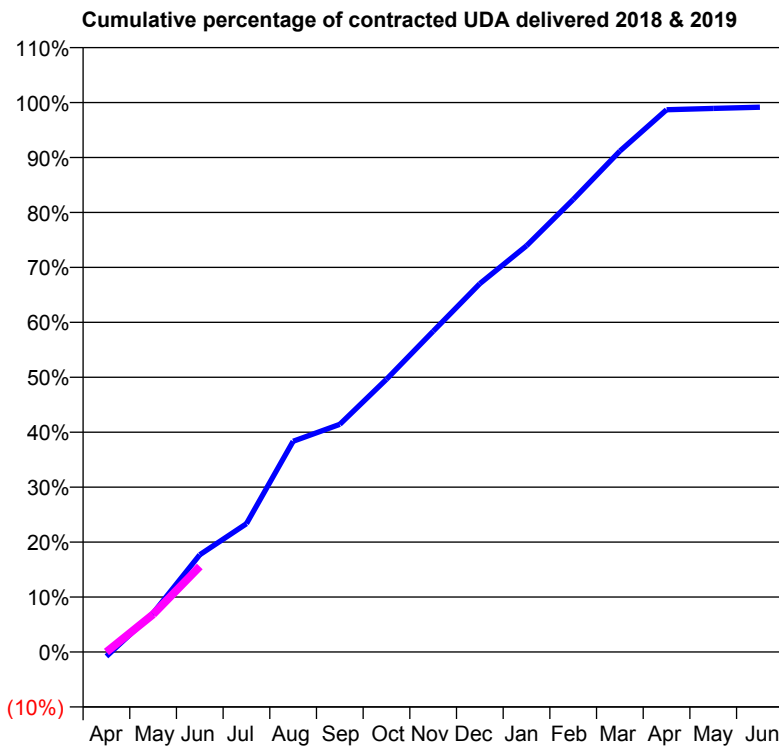
18/19 Contracted general activity (UDA)	20,223
Carry forward general activity (UDA)	0
18/19 Contracted orthodontic activity (UOA)	0
Carry forward orthodontic activity (UOA)	0
Baseline contract value	£615,433.30

### ACCESS\*

Patients seen in 24 months	Total	Change since previous quarter
Quarter ending June 2017	7,748	
Quarter ending September 2017	7,862	→
Quarter ending December 2017	7,995	→
Quarter ending March 2018	8,008	→
Quarter ending June 2018	8,045	→
<b>Variance since June 2017</b>	<b>3.8%</b>	<b>↑</b>



### ACTIVITY



Month	Adjusted Scheduled Activity (UDA)	
	2018	2019
April	-164	0
May	1,431	1,389
June	3,582	3,148
July	4,723	
August	7,758	
September	8,381	
October	10,039	
November	11,806	
December	13,559	
January	14,949	
February	16,656	
March	18,434	
April	19,955	
May	20,003	
June	20,050	

### QUALITY

	Quantity	Base Number	Contract	AT	Region	England
% of FP17s for the same patient ID Re-attending within 3 months - Children	25	663	3.8%	9.6%	11.3%	11.5%
% of FP17s for the same patient ID Re-attending within 3 months - Adults	219	1,721	12.7%	14.2%	14.9%	15.4%
% of FP17s for the same patient ID Re-attending between 3 & 9 months - Children	376	663	56.7%	56.4%	60.0%	58.9%
% of FP17s for the same patient ID Re-attending between 3 & 9 months - Adults	847	1,721	49.2%	50.6%	52.6%	51.6%
% of FP17s for Band 1 Urgent Courses	147	1,611	9.1%	8.3%	7.9%	8.9%
% of FP17s Relating to Free Repair or Replacements	10	1,611	0.6%	0.7%	0.8%	0.8%
% of FP17s Relating to Continuations	11	1,611	0.7%	0.9%	0.9%	0.9%
% of Patients satisfied with the dentistry they have received	9	10	90.0%	92.7%	93.2%	93.2%
% of Patients satisfied with the time they had to wait for an appointment	9	10	90.0%	89.5%	89.1%	88.8%

\* This is based on patients treated on this contract for their most recent course of treatment. Figures in italics indicate the base number of FP17s or Patient Questionnaire responses are less than 100. N/A is shown where the base number of responses is less than 10 during the period. % is calculated as Quantity/Base number\*100

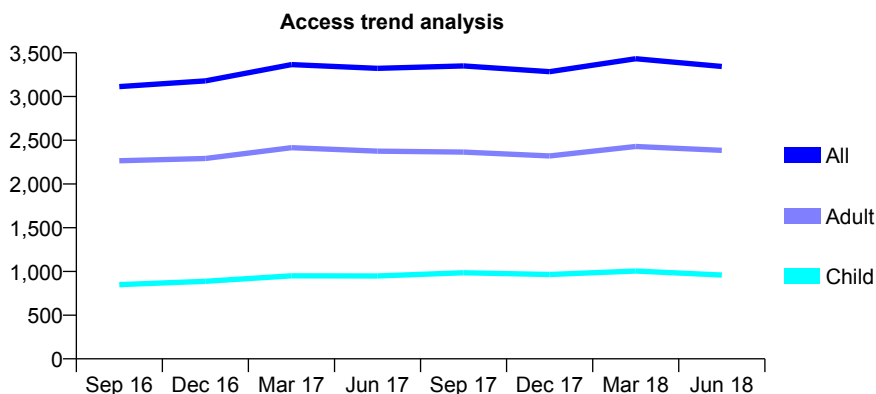
## Q57 - Vital Signs At a Glance Contract Report for 110329/0001 - June 2018

Name or company name	Mr Yap & Mr Dhamu
Contract type name	GDS Contract
Purpose of contract	General
Contract start date	01/04/2014
Contract end date	

18/19 Contracted general activity (UDA)	9,860
Carry forward general activity (UDA)	0
18/19 Contracted orthodontic activity (UOA)	0
Carry forward orthodontic activity (UOA)	0
Baseline contract value	£316,032.83

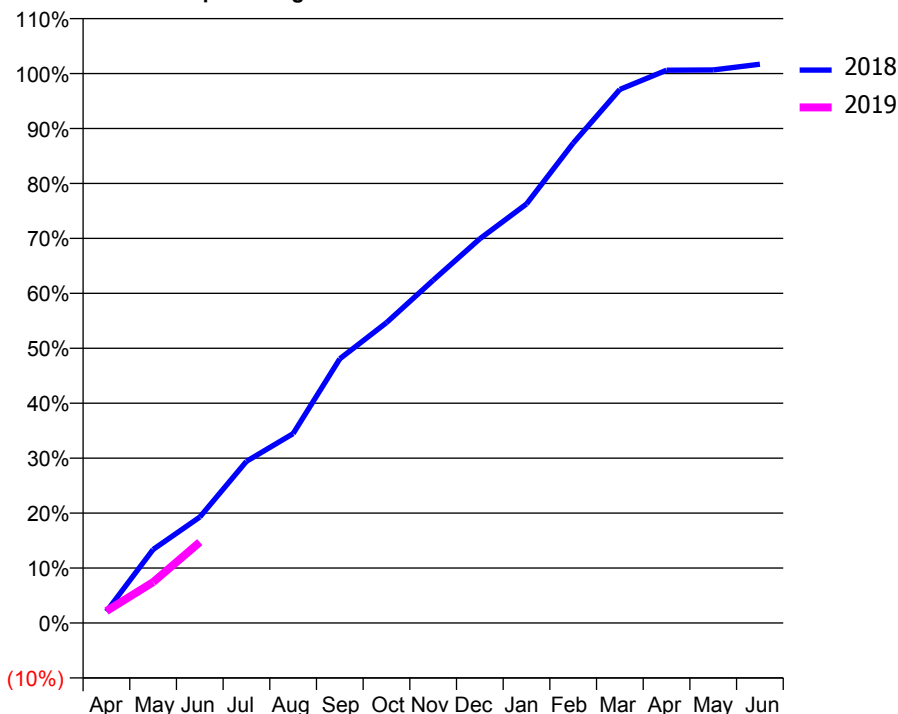
### ACCESS\*

Patients seen in 24 months	Total	Change since previous quarter
Quarter ending June 2017	3,323	
Quarter ending September 2017	3,350	→
Quarter ending December 2017	3,284	↓
Quarter ending March 2018	3,432	↑
Quarter ending June 2018	3,343	↓
<b>Variance since June 2017</b>	<b>0.6%</b>	<b>→</b>



### ACTIVITY

Cumulative percentage of contracted UDA delivered 2018 & 2019



Adjusted Scheduled Activity (UDA)		
Month	2018	2019
April	208	214
May	1,319	733
June	1,901	1,450
July	2,901	
August	3,399	
September	4,741	
October	5,389	
November	6,150	
December	6,896	
January	7,520	
February	8,611	
March	9,575	
April	9,919	
May	9,923	
June	10,027	

### QUALITY

	Quantity	Base Number	Contract	AT	Region	England
% of FP17s for the same patient ID Re-attending within 3 months - Children	11	186	5.9%	9.6%	11.3%	11.5%
% of FP17s for the same patient ID Re-attending within 3 months - Adults	40	522	7.7%	14.2%	14.9%	15.4%
% of FP17s for the same patient ID Re-attending between 3 & 9 months - Children	42	186	22.6%	56.4%	60.0%	58.9%
% of FP17s for the same patient ID Re-attending between 3 & 9 months - Adults	151	522	28.9%	50.6%	52.6%	51.6%
% of FP17s for Band 1 Urgent Courses	21	556	3.8%	8.3%	7.9%	8.9%
% of FP17s Relating to Free Repair or Replacements	0	556	0.0%	0.7%	0.8%	0.8%
% of FP17s Relating to Continuations	0	556	0.0%	0.9%	0.9%	0.9%
% of Patients satisfied with the dentistry they have received	1	2	N/A	92.7%	93.2%	93.2%
% of Patients satisfied with the time they had to wait for an appointment	1	2	N/A	89.5%	89.1%	88.8%

\* This is based on patients treated on this contract for their most recent course of treatment. Figures in italics indicate the base number of FP17s or Patient Questionnaire responses are less than 100. N/A is shown where the base number of responses is less than 10 during the period. % is calculated as Quantity/Base number\*100

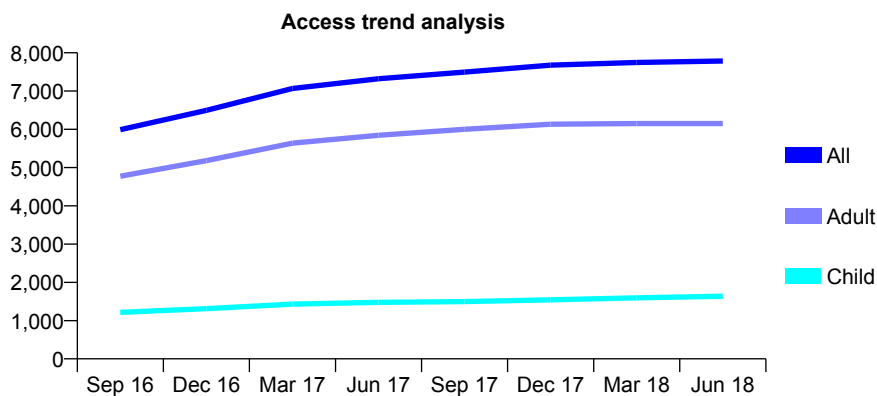
## Q57 - Vital Signs At a Glance Contract Report for 111074/0001 - June 2018

Name or company name	Cygnets Dental Practice
Contract type name	GDS Contract
Purpose of contract	General
Contract start date	01/04/2015
Contract end date	

18/19 Contracted general activity (UDA)	21,884
Carry forward general activity (UDA)	0
18/19 Contracted orthodontic activity (UOA)	0
Carry forward orthodontic activity (UOA)	0
Baseline contract value	£532,154.96

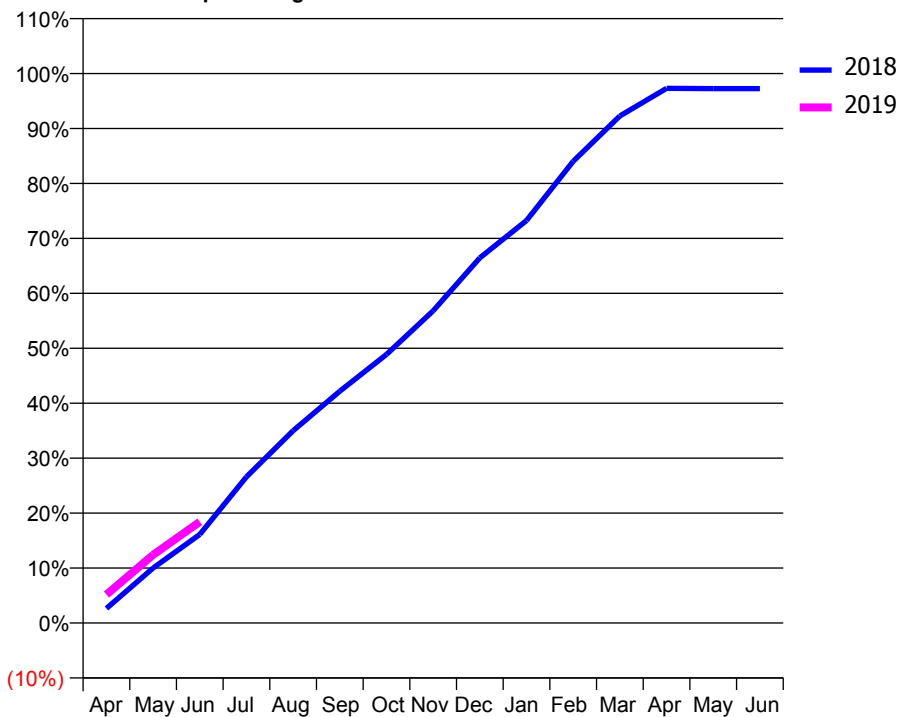
### ACCESS\*

Patients seen in 24 months	Total	Change since previous quarter
Quarter ending June 2017	7,322	
Quarter ending September 2017	7,498	↑
Quarter ending December 2017	7,678	↑
Quarter ending March 2018	7,746	→
Quarter ending June 2018	7,787	→
<b>Variance since June 2017</b>	<b>6.4%</b>	<b>↑</b>



### ACTIVITY

Cumulative percentage of contracted UDA delivered 2018 & 2019



Month	Adjusted Scheduled Activity (UDA)	
	2018	2019
April	583	1,133
May	2,191	2,716
June	3,530	4,031
July	5,824	
August	7,659	
September	9,231	
October	10,699	
November	12,434	
December	14,544	
January	16,032	
February	18,385	
March	20,194	
April	21,293	
May	21,284	
June	21,281	

### QUALITY

	Quantity	Base Number	Contract	AT	Region	England
% of FP17s for the same patient ID Re-attending within 3 months - Children	35	565	6.2%	9.6%	11.3%	11.5%
% of FP17s for the same patient ID Re-attending within 3 months - Adults	244	1,961	12.4%	14.2%	14.9%	15.4%
% of FP17s for the same patient ID Re-attending between 3 & 9 months - Children	349	565	61.8%	56.4%	60.0%	58.9%
% of FP17s for the same patient ID Re-attending between 3 & 9 months - Adults	1,112	1,961	56.7%	50.6%	52.6%	51.6%
% of FP17s for Band 1 Urgent Courses	219	2,013	10.9%	8.3%	7.9%	8.9%
% of FP17s Relating to Free Repair or Replacements	10	2,013	0.5%	0.7%	0.8%	0.8%
% of FP17s Relating to Continuations	11	2,013	0.5%	0.9%	0.9%	0.9%
% of Patients satisfied with the dentistry they have received	10	10	100.0%	92.7%	93.2%	93.2%
% of Patients satisfied with the time they had to wait for an appointment	10	10	100.0%	89.5%	89.1%	88.8%

\* This is based on patients treated on this contract for their most recent course of treatment. Figures in italics indicate the base number of FP17s or Patient Questionnaire responses are less than 100. N/A is shown where the base number of responses is less than 10 during the period. % is calculated as Quantity/Base number\*100

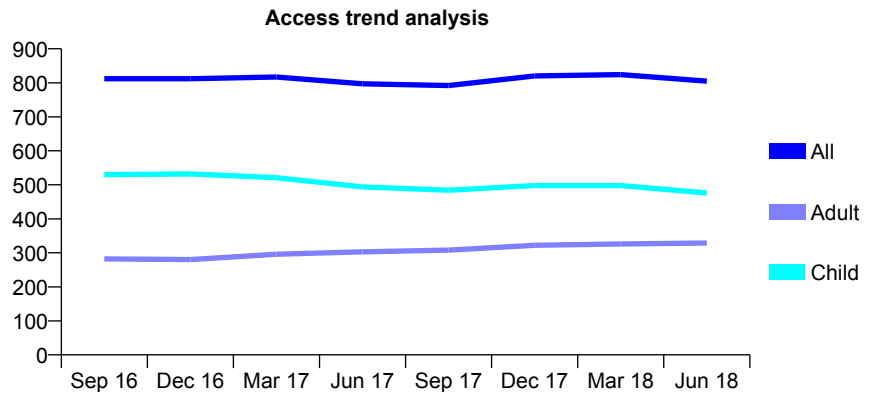
## Q57 - Vital Signs At a Glance Contract Report for 112232/0001 - June 2018

Name or company name	M Duncan & K Singh
Contract type name	GDS Contract
Purpose of contract	General
Contract start date	01/04/2009
Contract end date	

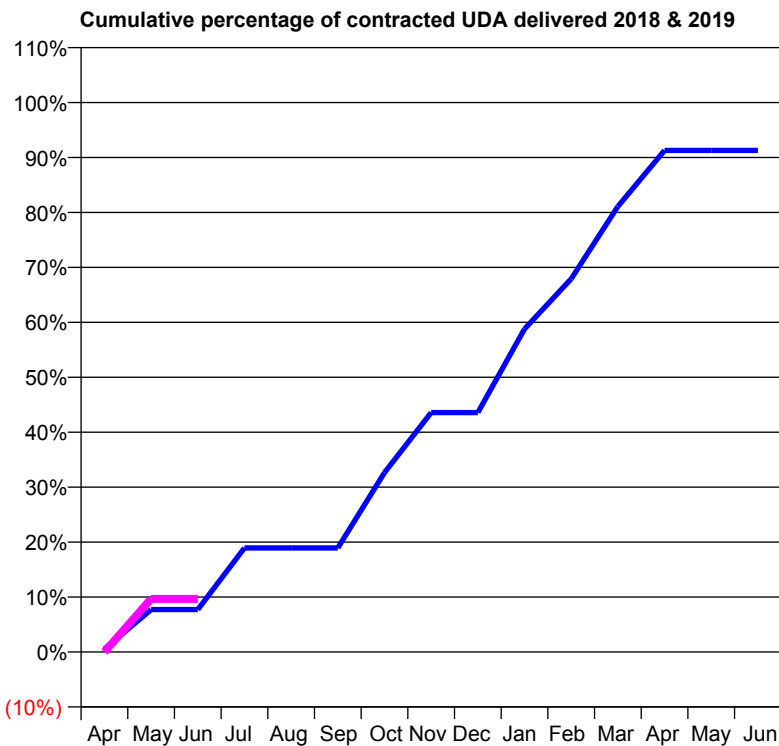
18/19 Contracted general activity (UDA)	2,000
Carry forward general activity (UDA)	0
18/19 Contracted orthodontic activity (UOA)	0
Carry forward orthodontic activity (UOA)	0
Baseline contract value	£48,028.29

### ACCESS\*

Patients seen in 24 months	Total	Change since previous quarter
Quarter ending June 2017	797	
Quarter ending September 2017	792	→
Quarter ending December 2017	820	↑
Quarter ending March 2018	824	→
Quarter ending June 2018	805	↓
<b>Variance since June 2017</b>	<b>1.0%</b>	<b>→</b>



### ACTIVITY



Adjusted Scheduled Activity (UDA)		
Month	2018	2019
April	11	0
May	155	193
June	155	193
July	379	
August	379	
September	379	
October	653	
November	871	
December	871	
January	1,176	
February	1,358	
March	1,622	
April	1,825	
May	1,825	
June	1,825	

### QUALITY

	Quantity	Base Number	Contract	AT	Region	England
% of FP17s for the same patient ID Re-attending within 3 months - Children	10	165	6.1%	9.6%	11.3%	11.5%
% of FP17s for the same patient ID Re-attending within 3 months - Adults	3	59	5.1%	14.2%	14.9%	15.4%
% of FP17s for the same patient ID Re-attending between 3 & 9 months - Children	115	165	69.7%	56.4%	60.0%	58.9%
% of FP17s for the same patient ID Re-attending between 3 & 9 months - Adults	20	59	33.9%	50.6%	52.6%	51.6%
% of FP17s for Band 1 Urgent Courses	7	139	5.0%	8.3%	7.9%	8.9%
% of FP17s Relating to Free Repair or Replacements	0	139	0.0%	0.7%	0.8%	0.8%
% of FP17s Relating to Continuations	2	139	1.4%	0.9%	0.9%	0.9%
% of Patients satisfied with the dentistry they have received	4	4	N/A	92.7%	93.2%	93.2%
% of Patients satisfied with the time they had to wait for an appointment	4	4	N/A	89.5%	89.1%	88.8%

\* This is based on patients treated on this contract for their most recent course of treatment. Figures in italics indicate the base number of FP17s or Patient Questionnaire responses are less than 100. N/A is shown where the base number of responses is less than 10 during the period. % is calculated as Quantity/Base number\*100

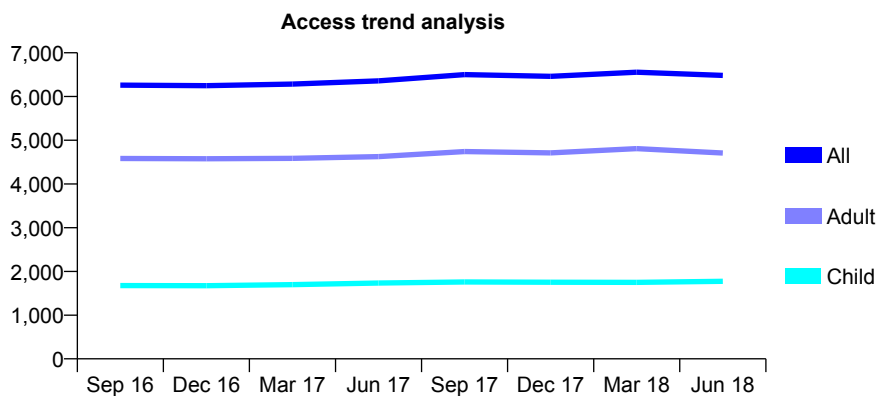
## Q57 - Vital Signs At a Glance Contract Report for 114944/0001 - June 2018

Name or company name	Hockley Dental Care
Contract type name	GDS Contract
Purpose of contract	General
Contract start date	01/10/2010
Contract end date	

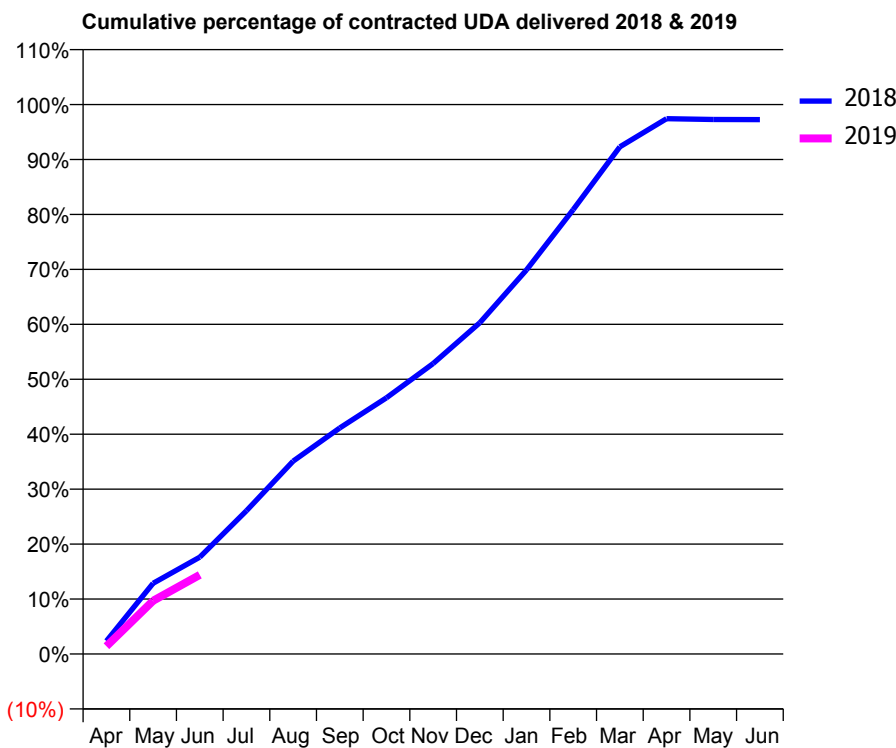
18/19 Contracted general activity (UDA)	18,150
Carry forward general activity (UDA)	0
18/19 Contracted orthodontic activity (UOA)	0
Carry forward orthodontic activity (UOA)	0
Baseline contract value	£441,392.16

### ACCESS\*

Patients seen in 24 months	Total	Change since previous quarter
Quarter ending June 2017	6,359	
Quarter ending September 2017	6,500	↑
Quarter ending December 2017	6,462	→
Quarter ending March 2018	6,557	→
Quarter ending June 2018	6,484	↓
<b>Variance since June 2017</b>	<b>2.0%</b>	<b>→</b>



### ACTIVITY



Adjusted Scheduled Activity (UDA)		
Month	2018	2019
April	429	260
May	2,334	1,759
June	3,198	2,615
July	4,733	
August	6,372	
September	7,469	
October	8,462	
November	9,595	
December	10,941	
January	12,688	
February	14,677	
March	16,754	
April	17,682	
May	17,655	
June	17,653	

### QUALITY

	Quantity	Base Number	Contract	AT	Region	England
% of FP17s for the same patient ID Re-attending within 3 months - Children	41	523	7.8%	9.6%	11.3%	11.5%
% of FP17s for the same patient ID Re-attending within 3 months - Adults	141	1,074	13.1%	14.2%	14.9%	15.4%
% of FP17s for the same patient ID Re-attending between 3 & 9 months - Children	272	523	52.0%	56.4%	60.0%	58.9%
% of FP17s for the same patient ID Re-attending between 3 & 9 months - Adults	523	1,074	48.7%	50.6%	52.6%	51.6%
% of FP17s for Band 1 Urgent Courses	180	1,215	14.8%	8.3%	7.9%	8.9%
% of FP17s Relating to Free Repair or Replacements	2	1,215	0.2%	0.7%	0.8%	0.8%
% of FP17s Relating to Continuations	5	1,215	0.4%	0.9%	0.9%	0.9%
% of Patients satisfied with the dentistry they have received	9	9	N/A	92.7%	93.2%	93.2%
% of Patients satisfied with the time they had to wait for an appointment	9	9	N/A	89.5%	89.1%	88.8%

\* This is based on patients treated on this contract for their most recent course of treatment. Figures in italics indicate the base number of FP17s or Patient Questionnaire responses are less than 100. N/A is shown where the base number of responses is less than 10 during the period. % is calculated as Quantity/Base number\*100

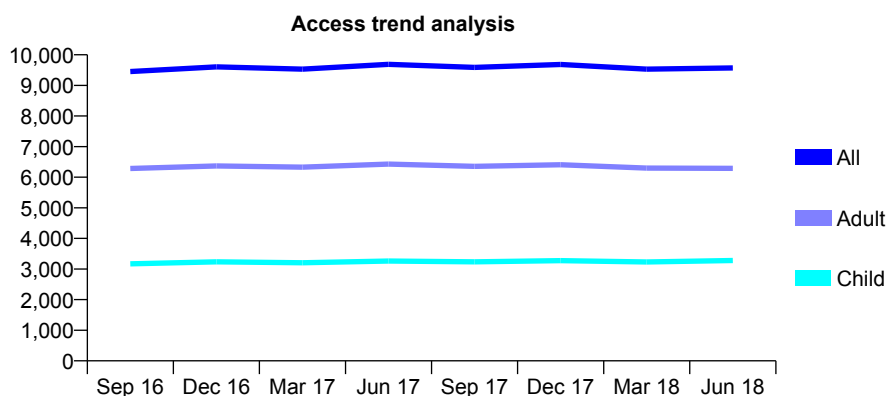
## Q57 - Vital Signs At a Glance Contract Report for 116432/0001 - June 2018

Name or company name	Ghabai and Hemmati
Contract type name	GDS Contract
Purpose of contract	General
Contract start date	01/04/2006
Contract end date	

18/19 Contracted general activity (UDA)	26,845
Carry forward general activity (UDA)	0
18/19 Contracted orthodontic activity (UOA)	0
Carry forward orthodontic activity (UOA)	0
Baseline contract value	£877,019.01

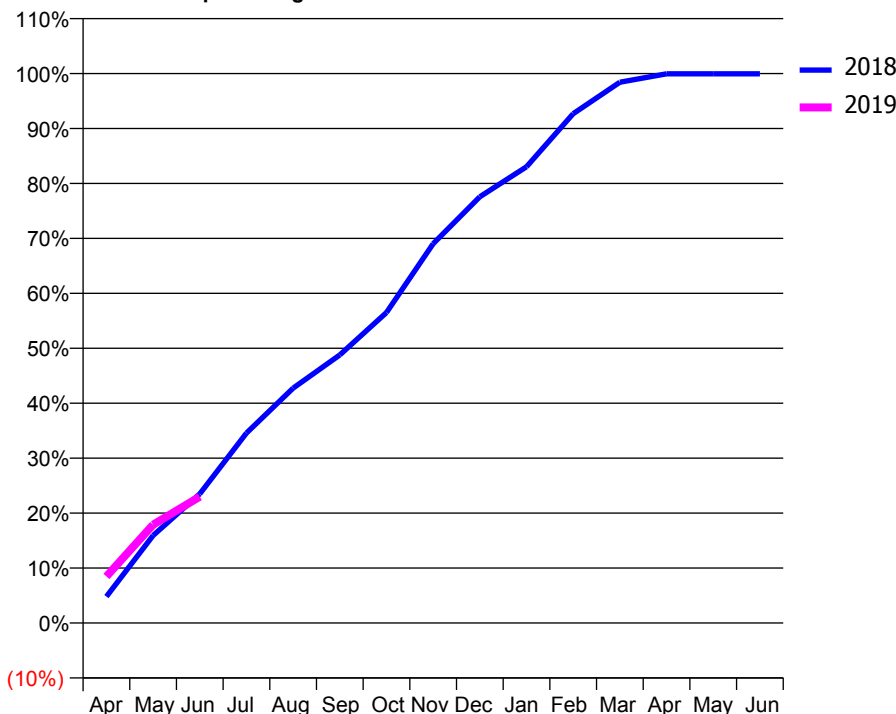
### ACCESS\*

Patients seen in 24 months	Total	Change since previous quarter
Quarter ending June 2017	9,690	
Quarter ending September 2017	9,590	↓
Quarter ending December 2017	9,683	→
Quarter ending March 2018	9,531	↓
Quarter ending June 2018	9,569	→
<b>Variance since June 2017</b>	<b>(1.2%)</b>	<b>↓</b>



### ACTIVITY

Cumulative percentage of contracted UDA delivered 2018 & 2019



Adjusted Scheduled Activity (UDA)

Month	2018	2019
April	1,290	2,274
May	4,274	4,802
June	6,308	6,172
July	9,278	
August	11,475	
September	13,099	
October	15,167	
November	18,528	
December	20,821	
January	22,290	
February	24,884	
March	26,420	
April	26,833	
May	26,833	
June	26,833	

### QUALITY

	Quantity	Base Number	Contract	AT	Region	England
% of FP17s for the same patient ID Re-attending within 3 months - Children	67	1,018	6.6%	9.6%	11.3%	11.5%
% of FP17s for the same patient ID Re-attending within 3 months - Adults	121	1,410	8.6%	14.2%	14.9%	15.4%
% of FP17s for the same patient ID Re-attending between 3 & 9 months - Children	475	1,018	46.7%	56.4%	60.0%	58.9%
% of FP17s for the same patient ID Re-attending between 3 & 9 months - Adults	481	1,410	34.1%	50.6%	52.6%	51.6%
% of FP17s for Band 1 Urgent Courses	98	2,110	4.6%	8.3%	7.9%	8.9%
% of FP17s Relating to Free Repair or Replacements	4	2,110	0.2%	0.7%	0.8%	0.8%
% of FP17s Relating to Continuations	16	2,110	0.8%	0.9%	0.9%	0.9%
% of Patients satisfied with the dentistry they have received	22	25	88.0%	92.7%	93.2%	93.2%
% of Patients satisfied with the time they had to wait for an appointment	24	25	96.0%	89.5%	89.1%	88.8%

\* This is based on patients treated on this contract for their most recent course of treatment. Figures in italics indicate the base number of FP17s or Patient Questionnaire responses are less than 100. N/A is shown where the base number of responses is less than 10 during the period. % is calculated as Quantity/Base number\*100

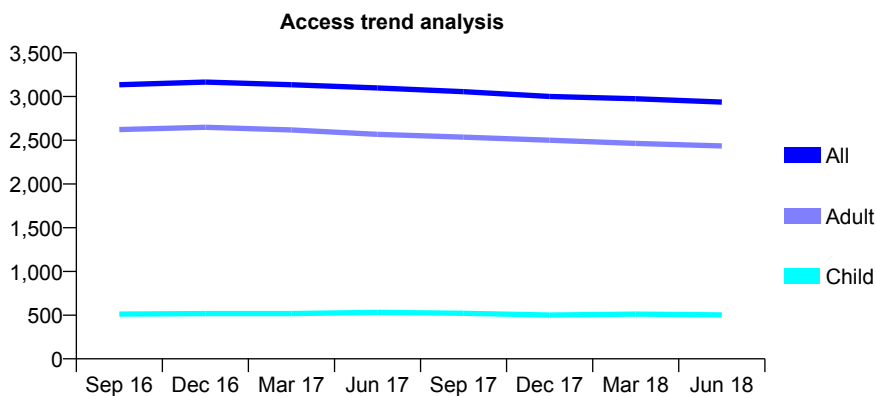
## Q57 - Vital Signs At a Glance Contract Report for 116610/0001 - June 2018

Name or company name	M Duncan & KS Singh
Contract type name	GDS Contract
Purpose of contract	General
Contract start date	01/04/2014
Contract end date	

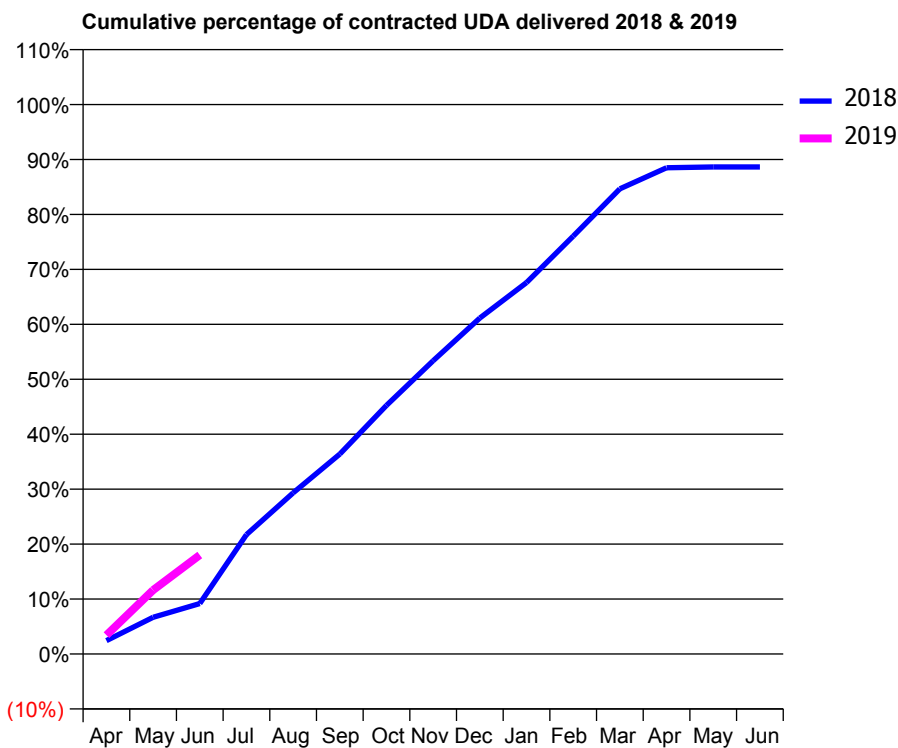
18/19 Contracted general activity (UDA)	9,168
Carry forward general activity (UDA)	0
18/19 Contracted orthodontic activity (UOA)	0
Carry forward orthodontic activity (UOA)	0
Baseline contract value	£250,583.88

### ACCESS\*

Patients seen in 24 months	Total	Change since previous quarter
Quarter ending June 2017	3,098	
Quarter ending September 2017	3,056	↓
Quarter ending December 2017	3,001	↓
Quarter ending March 2018	2,975	→
Quarter ending June 2018	2,936	↓
<b>Variance since June 2017</b>	<b>(5.2%)</b>	<b>↓</b>



### ACTIVITY



Month	Adjusted Scheduled Activity (UDA)	
	2018	2019
April	223	316
May	614	1,066
June	842	1,651
July	1,993	
August	2,689	
September	3,335	
October	4,147	
November	4,894	
December	5,605	
January	6,197	
February	6,971	
March	7,760	
April	8,114	
May	8,126	
June	8,126	

### QUALITY

	Quantity	Base Number	Contract	AT	Region	England
% of FP17s for the same patient ID Re-attending within 3 months - Children	7	148	4.7%	9.6%	11.3%	11.5%
% of FP17s for the same patient ID Re-attending within 3 months - Adults	98	730	13.4%	14.2%	14.9%	15.4%
% of FP17s for the same patient ID Re-attending between 3 & 9 months - Children	59	148	39.9%	56.4%	60.0%	58.9%
% of FP17s for the same patient ID Re-attending between 3 & 9 months - Adults	260	730	35.6%	50.6%	52.6%	51.6%
% of FP17s for Band 1 Urgent Courses	29	756	3.8%	8.3%	7.9%	8.9%
% of FP17s Relating to Free Repair or Replacements	23	756	3.0%	0.7%	0.8%	0.8%
% of FP17s Relating to Continuations	24	756	3.2%	0.9%	0.9%	0.9%
% of Patients satisfied with the dentistry they have received	4	4	N/A	92.7%	93.2%	93.2%
% of Patients satisfied with the time they had to wait for an appointment	4	4	N/A	89.5%	89.1%	88.8%

\* This is based on patients treated on this contract for their most recent course of treatment. Figures in italics indicate the base number of FP17s or Patient Questionnaire responses are less than 100. N/A is shown where the base number of responses is less than 10 during the period. % is calculated as Quantity/Base number\*100



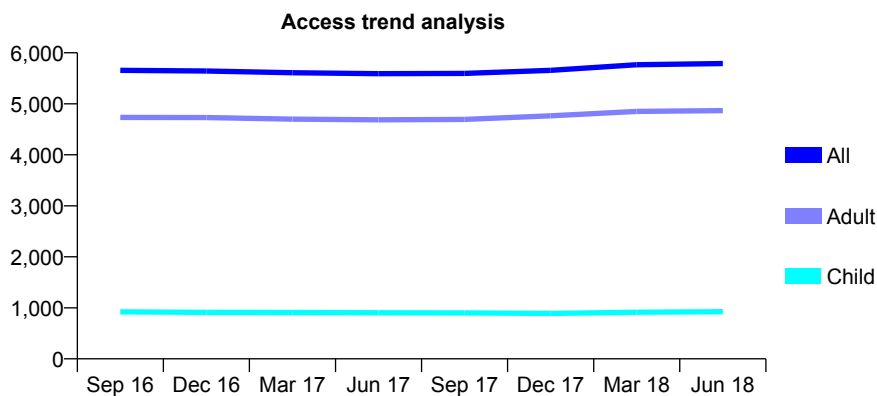
## Q57 - Vital Signs At a Glance Contract Report for 117676/0001 - June 2018

Name or company name	The Loughton Dental Practice
Contract type name	GDS Contract
Purpose of contract	General
Contract start date	31/03/2013
Contract end date	

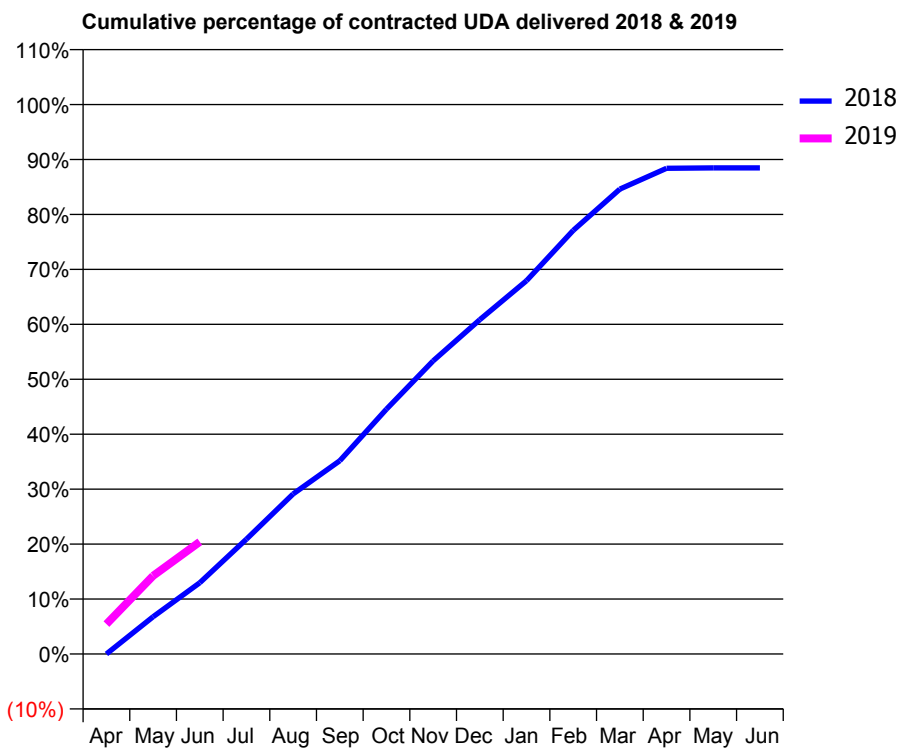
18/19 Contracted general activity (UDA)	16,827
Carry forward general activity (UDA)	0
18/19 Contracted orthodontic activity (UOA)	0
Carry forward orthodontic activity (UOA)	0
Baseline contract value	£421,525.91

### ACCESS\*

Patients seen in 24 months	Total	Change since previous quarter
Quarter ending June 2017	5,590	
Quarter ending September 2017	5,595	→
Quarter ending December 2017	5,655	→
Quarter ending March 2018	5,767	→
Quarter ending June 2018	5,790	→
<b>Variance since June 2017</b>	<b>3.6%</b>	<b>↑</b>



### ACTIVITY



Month	Adjusted Scheduled Activity (UDA)	
	2018	2019
April	0	917
May	1,142	2,393
June	2,182	3,435
July	3,520	
August	4,901	
September	5,919	
October	7,498	
November	8,978	
December	10,241	
January	11,432	
February	12,972	
March	14,238	
April	14,875	
May	14,885	
June	14,885	

### QUALITY

	Quantity	Base Number	Contract	AT	Region	England
% of FP17s for the same patient ID Re-attending within 3 months - Children	21	372	5.6%	9.6%	11.3%	11.5%
% of FP17s for the same patient ID Re-attending within 3 months - Adults	204	1,858	11.0%	14.2%	14.9%	15.4%
% of FP17s for the same patient ID Re-attending between 3 & 9 months - Children	242	372	65.1%	56.4%	60.0%	58.9%
% of FP17s for the same patient ID Re-attending between 3 & 9 months - Adults	1,269	1,858	68.3%	50.6%	52.6%	51.6%
% of FP17s for Band 1 Urgent Courses	81	1,897	4.3%	8.3%	7.9%	8.9%
% of FP17s Relating to Free Repair or Replacements	10	1,897	0.5%	0.7%	0.8%	0.8%
% of FP17s Relating to Continuations	25	1,897	1.3%	0.9%	0.9%	0.9%
% of Patients satisfied with the dentistry they have received	12	14	85.7%	92.7%	93.2%	93.2%
% of Patients satisfied with the time they had to wait for an appointment	12	14	85.7%	89.5%	89.1%	88.8%

\* This is based on patients treated on this contract for their most recent course of treatment. Figures in italics indicate the base number of FP17s or Patient Questionnaire responses are less than 100. N/A is shown where the base number of responses is less than 10 during the period. % is calculated as Quantity/Base number\*100

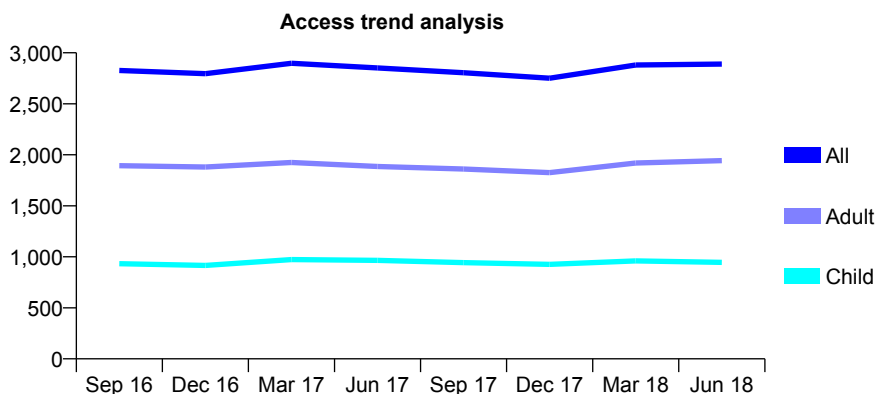
## Q57 - Vital Signs At a Glance Contract Report for 118028/0001 - June 2018

Name or company name	Zen Clinic Limited
Contract type name	GDS Contract
Purpose of contract	General
Contract start date	08/06/2010
Contract end date	

18/19 Contracted general activity (UDA)	8,248
Carry forward general activity (UDA)	0
18/19 Contracted orthodontic activity (UOA)	0
Carry forward orthodontic activity (UOA)	0
Baseline contract value	£229,214.71

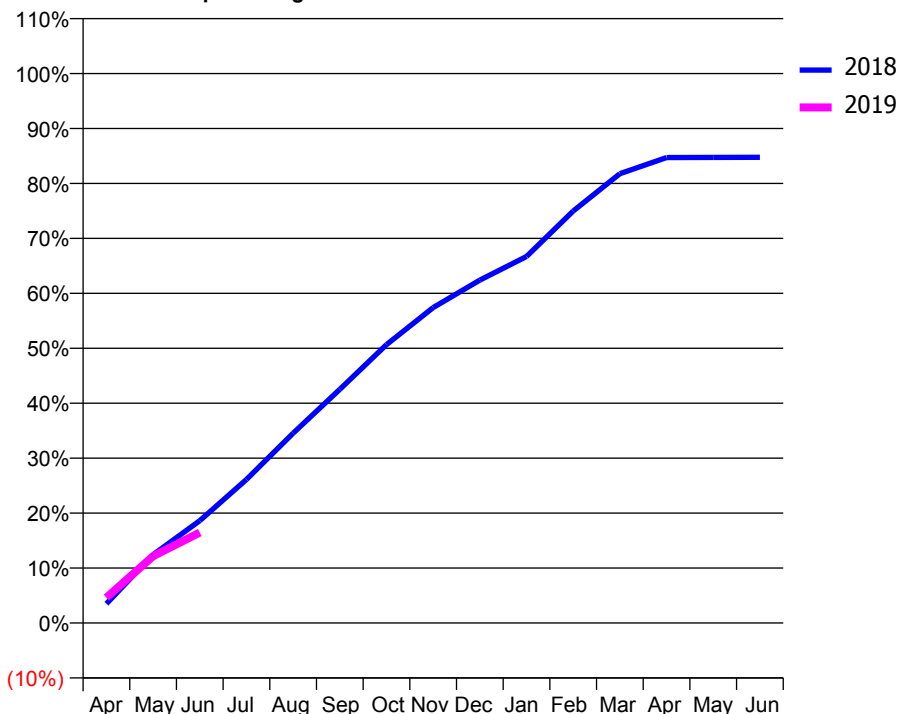
### ACCESS\*

Patients seen in 24 months	Total	Change since previous quarter
Quarter ending June 2017	2,851	
Quarter ending September 2017	2,804	↓
Quarter ending December 2017	2,751	↓
Quarter ending March 2018	2,880	↑
Quarter ending June 2018	2,889	→
<b>Variance since June 2017</b>	<b>1.3%</b>	<b>→</b>



### ACTIVITY

Cumulative percentage of contracted UDA delivered 2018 & 2019



Month	Adjusted Scheduled Activity (UDA)	
	2018	2019
April	288	380
May	1,025	1,004
June	1,536	1,359
July	2,154	
August	2,849	
September	3,508	
October	4,178	
November	4,734	
December	5,146	
January	5,501	
February	6,184	
March	6,744	
April	6,987	
May	6,989	
June	6,991	

### QUALITY

	Quantity	Base Number	Contract	AT	Region	England
% of FP17s for the same patient ID Re-attending within 3 months - Children	21	353	5.9%	9.6%	11.3%	11.5%
% of FP17s for the same patient ID Re-attending within 3 months - Adults	56	640	8.8%	14.2%	14.9%	15.4%
% of FP17s for the same patient ID Re-attending between 3 & 9 months - Children	208	353	58.9%	56.4%	60.0%	58.9%
% of FP17s for the same patient ID Re-attending between 3 & 9 months - Adults	361	640	56.4%	50.6%	52.6%	51.6%
% of FP17s for Band 1 Urgent Courses	44	790	5.6%	8.3%	7.9%	8.9%
% of FP17s Relating to Free Repair or Replacements	2	790	0.3%	0.7%	0.8%	0.8%
% of FP17s Relating to Continuations	1	790	0.1%	0.9%	0.9%	0.9%
% of Patients satisfied with the dentistry they have received	0	0	N/A	92.7%	93.2%	93.2%
% of Patients satisfied with the time they had to wait for an appointment	0	0	N/A	89.5%	89.1%	88.8%

\* This is based on patients treated on this contract for their most recent course of treatment. Figures in italics indicate the base number of FP17s or Patient Questionnaire responses are less than 100. N/A is shown where the base number of responses is less than 10 during the period. % is calculated as Quantity/Base number\*100

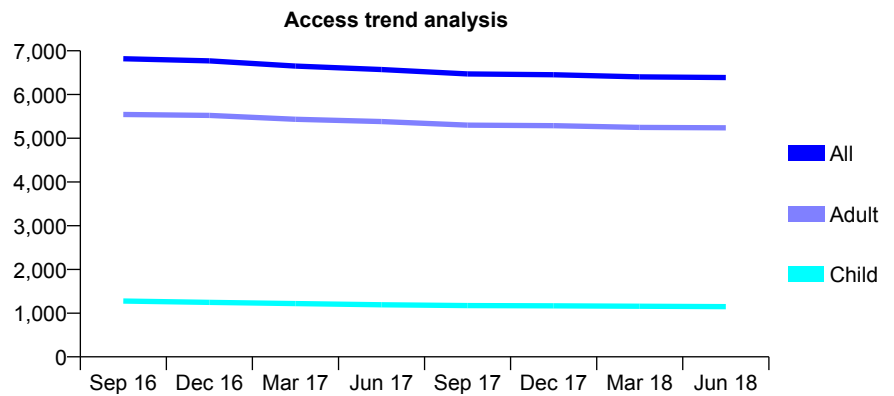
## Q57 - Vital Signs At a Glance Contract Report for 119261/0001 - June 2018

Name or company name	Tiptree Dental Surgery
Contract type name	GDS Contract
Purpose of contract	General and Orthodontic
Contract start date	01/05/2014
Contract end date	

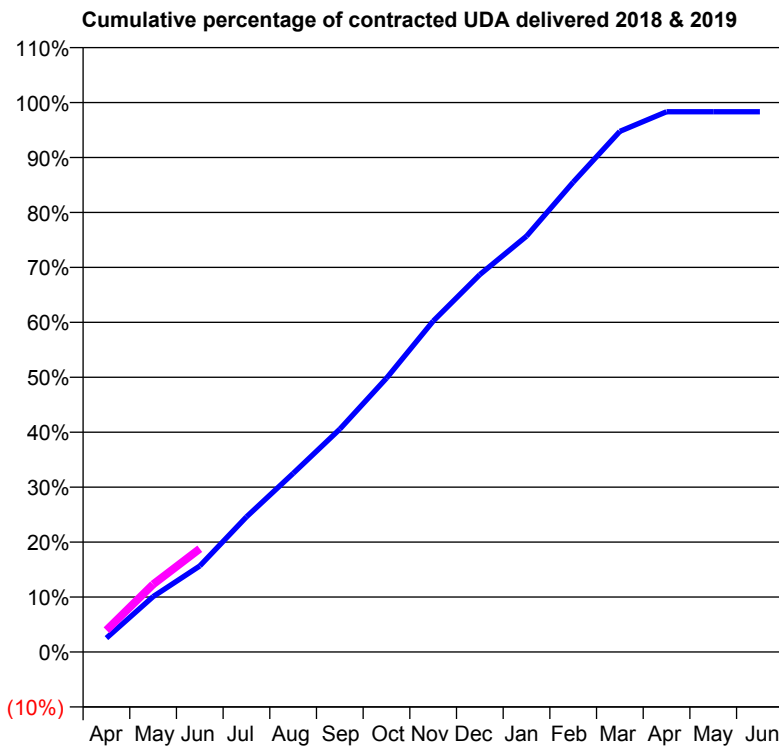
18/19 Contracted general activity (UDA)	17,496
Carry forward general activity (UDA)	0
18/19 Contracted orthodontic activity (UOA)	592
Carry forward orthodontic activity (UOA)	0
Baseline contract value	£808,813.12

### ACCESS\*

Patients seen in 24 months	Total	Change since previous quarter
Quarter ending June 2017	6,572	
Quarter ending September 2017	6,472	↓
Quarter ending December 2017	6,453	→
Quarter ending March 2018	6,403	→
Quarter ending June 2018	6,388	→
<b>Variance since June 2017</b>	<b>(2.8%)</b>	<b>↓</b>



### ACTIVITY



Month	Adjusted Scheduled Activity (UDA)	
	2018	2019
April	444	692
May	1,765	2,157
June	2,740	3,290
July	4,302	
August	5,688	
September	7,097	
October	8,720	
November	10,537	
December	12,017	
January	13,240	
February	14,960	
March	16,578	
April	17,200	
May	17,202	
June	17,203	

### QUALITY

	Quantity	Base Number	Contract	AT	Region	England
% of FP17s for the same patient ID Re-attending within 3 months - Children	51	445	11.5%	9.6%	11.3%	11.5%
% of FP17s for the same patient ID Re-attending within 3 months - Adults	228	1,356	16.8%	14.2%	14.9%	15.4%
% of FP17s for the same patient ID Re-attending between 3 & 9 months - Children	271	445	60.9%	56.4%	60.0%	58.9%
% of FP17s for the same patient ID Re-attending between 3 & 9 months - Adults	409	1,356	30.2%	50.6%	52.6%	51.6%
% of FP17s for Band 1 Urgent Courses	146	1,558	9.4%	8.3%	7.9%	8.9%
% of FP17s Relating to Free Repair or Replacements	20	1,558	1.3%	0.7%	0.8%	0.8%
% of FP17s Relating to Continuations	20	1,558	1.3%	0.9%	0.9%	0.9%
% of Patients satisfied with the dentistry they have received	11	11	100.0%	92.7%	93.2%	93.2%
% of Patients satisfied with the time they had to wait for an appointment	7	11	63.6%	89.5%	89.1%	88.8%

\* This is based on patients treated on this contract for their most recent course of treatment. Figures in italics indicate the base number of FP17s or Patient Questionnaire responses are less than 100. N/A is shown where the base number of responses is less than 10 during the period. % is calculated as Quantity/Base number\*100

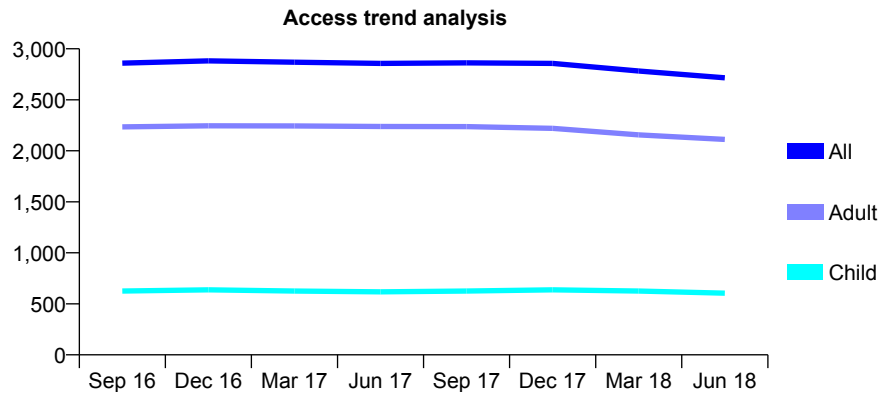
## Q57 - Vital Signs At a Glance Contract Report for 119458/0001 - June 2018

Name or company name	Kafian and McNally
Contract type name	GDS Contract
Purpose of contract	General
Contract start date	01/04/2006
Contract end date	

18/19 Contracted general activity (UDA)	9,524
Carry forward general activity (UDA)	0
18/19 Contracted orthodontic activity (UOA)	0
Carry forward orthodontic activity (UOA)	0
Baseline contract value	£246,457.11

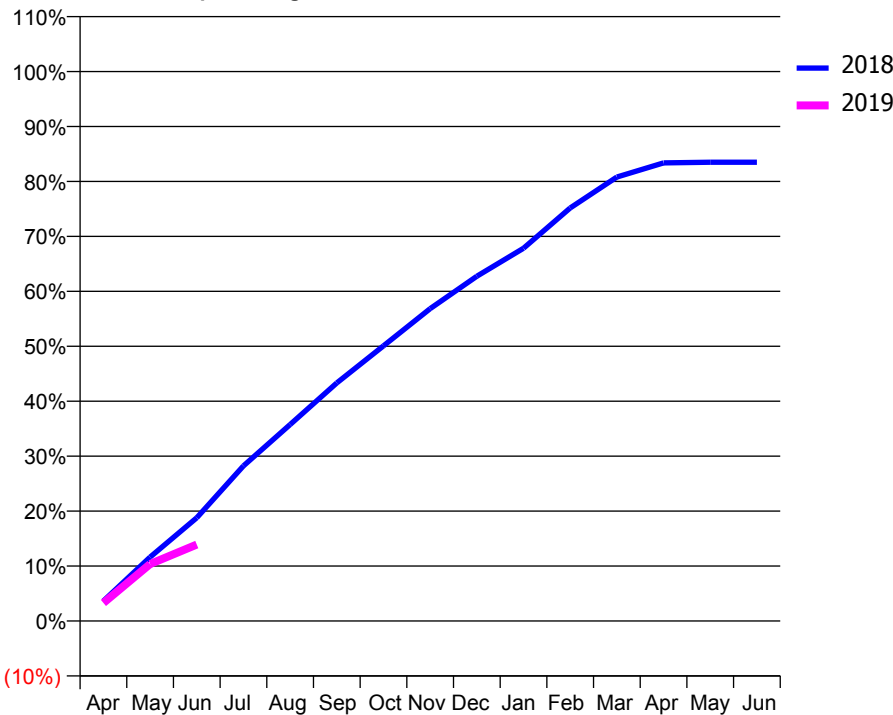
### ACCESS\*

Patients seen in 24 months	Total	Change since previous quarter
Quarter ending June 2017	2,857	
Quarter ending September 2017	2,862	→
Quarter ending December 2017	2,857	→
Quarter ending March 2018	2,782	↓
Quarter ending June 2018	2,716	↓
<b>Variance since June 2017</b>	<b>(4.9%)</b>	<b>↓</b>



### ACTIVITY

Cumulative percentage of contracted UDA delivered 2018 & 2019



Month	Adjusted Scheduled Activity (UDA)	
	2018	2019
April	347	313
May	1,109	988
June	1,790	1,325
July	2,689	
August	3,406	
September	4,127	
October	4,770	
November	5,413	
December	5,975	
January	6,461	
February	7,158	
March	7,696	
April	7,939	
May	7,951	
June	7,951	

### QUALITY

	Quantity	Base Number	Contract	AT	Region	England
% of FP17s for the same patient ID Re-attending within 3 months - Children	6	147	4.1%	9.6%	11.3%	11.5%
% of FP17s for the same patient ID Re-attending within 3 months - Adults	74	510	14.5%	14.2%	14.9%	15.4%
% of FP17s for the same patient ID Re-attending between 3 & 9 months - Children	61	147	41.5%	56.4%	60.0%	58.9%
% of FP17s for the same patient ID Re-attending between 3 & 9 months - Adults	223	510	43.7%	50.6%	52.6%	51.6%
% of FP17s for Band 1 Urgent Courses	66	558	11.8%	8.3%	7.9%	8.9%
% of FP17s Relating to Free Repair or Replacements	4	558	0.7%	0.7%	0.8%	0.8%
% of FP17s Relating to Continuations	9	558	1.6%	0.9%	0.9%	0.9%
% of Patients satisfied with the dentistry they have received	1	1	N/A	92.7%	93.2%	93.2%
% of Patients satisfied with the time they had to wait for an appointment	1	1	N/A	89.5%	89.1%	88.8%

\* This is based on patients treated on this contract for their most recent course of treatment. Figures in italics indicate the base number of FP17s or Patient Questionnaire responses are less than 100. N/A is shown where the base number of responses is less than 10 during the period. % is calculated as Quantity/Base number\*100

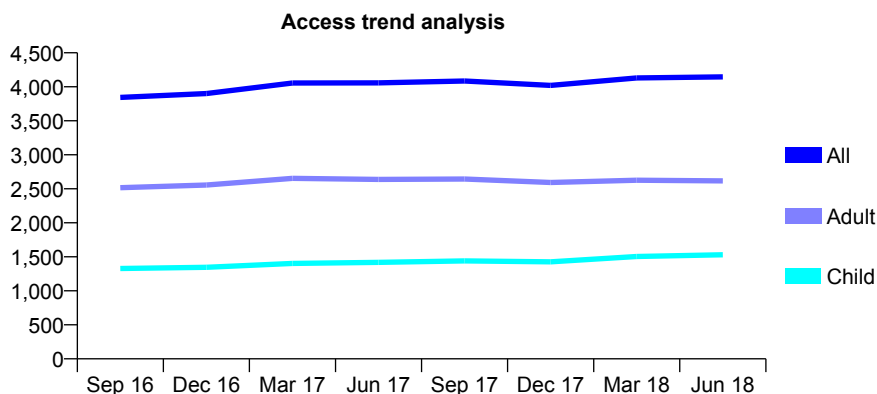
## Q57 - Vital Signs At a Glance Contract Report for 121029/0001 - June 2018

Name or company name	Charybdis & Scylla Ltd
Contract type name	GDS Contract
Purpose of contract	General
Contract start date	17/04/2007
Contract end date	

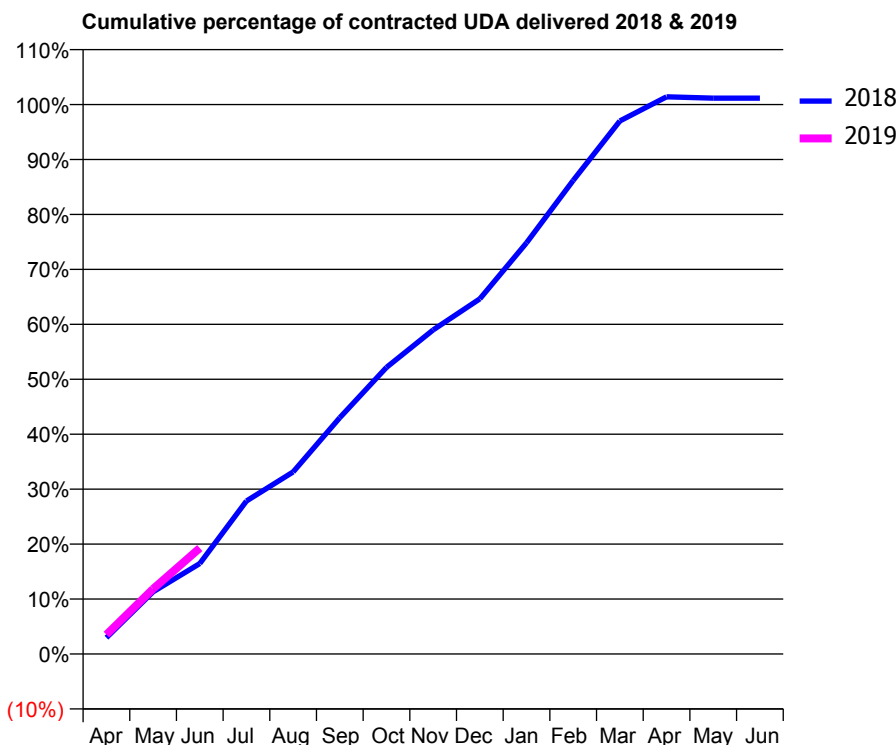
18/19 Contracted general activity (UDA)	9,584
Carry forward general activity (UDA)	0
18/19 Contracted orthodontic activity (UOA)	0
Carry forward orthodontic activity (UOA)	0
Baseline contract value	£292,189.30

### ACCESS\*

Patients seen in 24 months	Total	Change since previous quarter
Quarter ending June 2017	4,057	
Quarter ending September 2017	4,086	→
Quarter ending December 2017	4,020	↓
Quarter ending March 2018	4,131	↑
Quarter ending June 2018	4,147	→
<b>Variance since June 2017</b>	<b>2.2%</b>	<b>↑</b>



### ACTIVITY



Adjusted Scheduled Activity (UDA)		
Month	2018	2019
April	284	339
May	1,085	1,137
June	1,578	1,848
July	2,668	
August	3,177	
September	4,122	
October	4,999	
November	5,654	
December	6,195	
January	7,170	
February	8,259	
March	9,298	
April	9,717	
May	9,695	
June	9,695	

### QUALITY

	Quantity	Base Number	Contract	AT	Region	England
% of FP17s for the same patient ID Re-attending within 3 months - Children	17	454	3.7%	9.6%	11.3%	11.5%
% of FP17s for the same patient ID Re-attending within 3 months - Adults	80	780	10.3%	14.2%	14.9%	15.4%
% of FP17s for the same patient ID Re-attending between 3 & 9 months - Children	239	454	52.6%	56.4%	60.0%	58.9%
% of FP17s for the same patient ID Re-attending between 3 & 9 months - Adults	439	780	56.3%	50.6%	52.6%	51.6%
% of FP17s for Band 1 Urgent Courses	65	1,011	6.4%	8.3%	7.9%	8.9%
% of FP17s Relating to Free Repair or Replacements	5	1,011	0.5%	0.7%	0.8%	0.8%
% of FP17s Relating to Continuations	2	1,011	0.2%	0.9%	0.9%	0.9%
% of Patients satisfied with the dentistry they have received	3	3	N/A	92.7%	93.2%	93.2%
% of Patients satisfied with the time they had to wait for an appointment	3	3	N/A	89.5%	89.1%	88.8%

\* This is based on patients treated on this contract for their most recent course of treatment. Figures in italics indicate the base number of FP17s or Patient Questionnaire responses are less than 100. N/A is shown where the base number of responses is less than 10 during the period. % is calculated as Quantity/Base number\*100

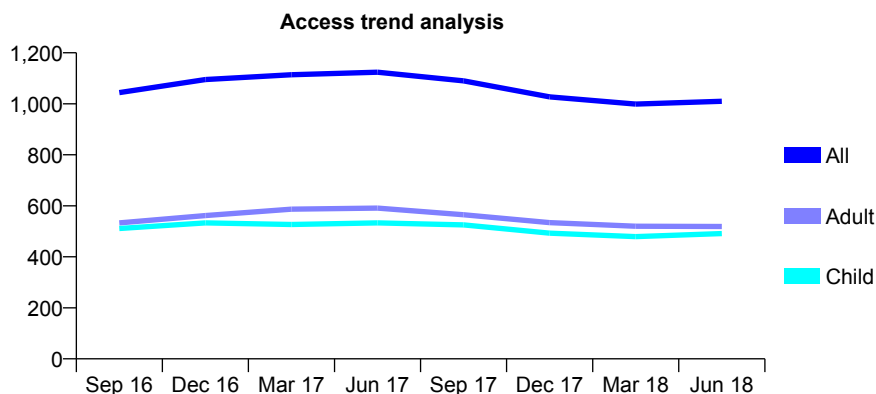
## Q57 - Vital Signs At a Glance Contract Report for 121614/0001 - June 2018

Name or company name	Billericay Dental Studio
Contract type name	GDS Contract
Purpose of contract	General
Contract start date	01/06/2015
Contract end date	

18/19 Contracted general activity (UDA)	2,876
Carry forward general activity (UDA)	0
18/19 Contracted orthodontic activity (UOA)	0
Carry forward orthodontic activity (UOA)	0
Baseline contract value	£70,339.42

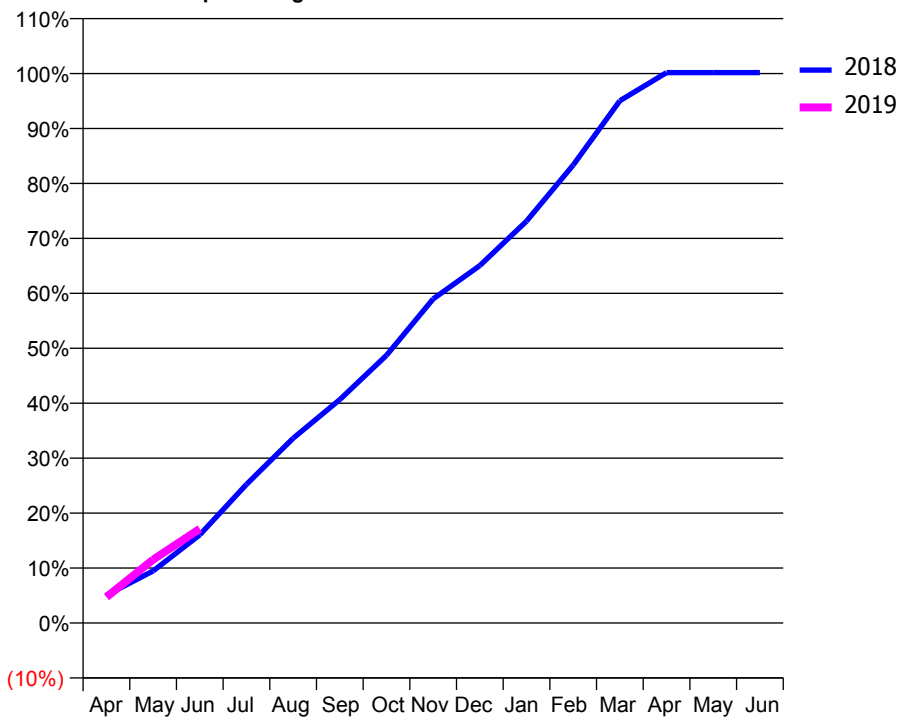
### ACCESS\*

Patients seen in 24 months	Total	Change since previous quarter
Quarter ending June 2017	1,124	
Quarter ending September 2017	1,090	↓
Quarter ending December 2017	1,027	↓
Quarter ending March 2018	999	↓
Quarter ending June 2018	1,010	→
<b>Variance since June 2017</b>	<b>(10.1%)</b>	<b>↓</b>



### ACTIVITY

Cumulative percentage of contracted UDA delivered 2018 & 2019



Month	Adjusted Scheduled Activity (UDA)	
	2018	2019
April	146	136
May	272	332
June	462	493
July	725	
August	967	
September	1,169	
October	1,401	
November	1,696	
December	1,871	
January	2,103	
February	2,397	
March	2,733	
April	2,881	
May	2,881	
June	2,881	

### QUALITY

	Quantity	Base Number	Contract	AT	Region	England
% of FP17s for the same patient ID Re-attending within 3 months - Children	7	178	3.9%	9.6%	11.3%	11.5%
% of FP17s for the same patient ID Re-attending within 3 months - Adults	15	162	9.3%	14.2%	14.9%	15.4%
% of FP17s for the same patient ID Re-attending between 3 & 9 months - Children	116	178	65.2%	56.4%	60.0%	58.9%
% of FP17s for the same patient ID Re-attending between 3 & 9 months - Adults	100	162	61.7%	50.6%	52.6%	51.6%
% of FP17s for Band 1 Urgent Courses	15	285	5.3%	8.3%	7.9%	8.9%
% of FP17s Relating to Free Repair or Replacements	1	285	0.4%	0.7%	0.8%	0.8%
% of FP17s Relating to Continuations	3	285	1.1%	0.9%	0.9%	0.9%
% of Patients satisfied with the dentistry they have received	2	2	N/A	92.7%	93.2%	93.2%
% of Patients satisfied with the time they had to wait for an appointment	2	2	N/A	89.5%	89.1%	88.8%

\* This is based on patients treated on this contract for their most recent course of treatment. Figures in italics indicate the base number of FP17s or Patient Questionnaire responses are less than 100. N/A is shown where the base number of responses is less than 10 during the period. % is calculated as Quantity/Base number\*100

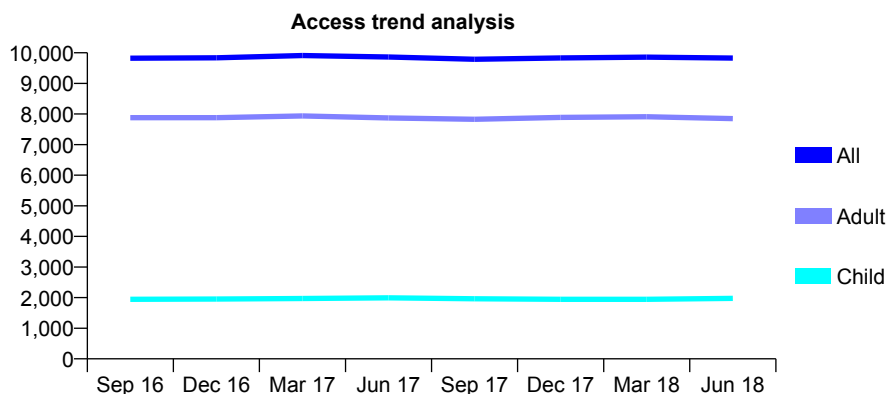
## Q57 - Vital Signs At a Glance Contract Report for 124958/0001 - June 2018

Name or company name	Westcliff Dental Practice Ltd
Contract type name	GDS Contract
Purpose of contract	General
Contract start date	01/02/2013
Contract end date	

18/19 Contracted general activity (UDA)	30,788
Carry forward general activity (UDA)	0
18/19 Contracted orthodontic activity (UOA)	0
Carry forward orthodontic activity (UOA)	0
Baseline contract value	£698,110.95

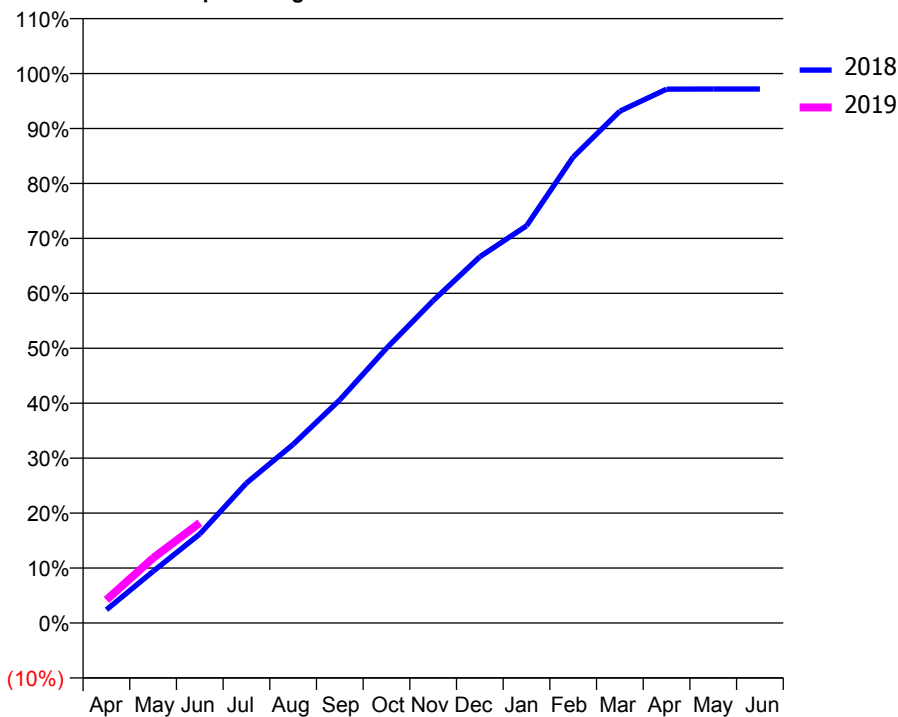
### ACCESS\*

Patients seen in 24 months	Total	Change since previous quarter
Quarter ending June 2017	9,864	
Quarter ending September 2017	9,787	→
Quarter ending December 2017	9,833	→
Quarter ending March 2018	9,857	→
Quarter ending June 2018	9,827	→
<b>Variance since June 2017</b>	<b>(0.4%)</b>	→



### ACTIVITY

Cumulative percentage of contracted UDA delivered 2018 & 2019



Month	Adjusted Scheduled Activity (UDA)	
	2018	2019
April	742	1,300
May	2,893	3,645
June	4,989	5,618
July	7,839	
August	10,005	
September	12,504	
October	15,395	
November	18,061	
December	20,520	
January	22,254	
February	26,111	
March	28,682	
April	29,913	
May	29,915	
June	29,921	

### QUALITY

	Quantity	Base Number	Contract	AT	Region	England
% of FP17s for the same patient ID Re-attending within 3 months - Children	56	760	7.4%	9.6%	11.3%	11.5%
% of FP17s for the same patient ID Re-attending within 3 months - Adults	362	2,432	14.9%	14.2%	14.9%	15.4%
% of FP17s for the same patient ID Re-attending between 3 & 9 months - Children	395	760	52.0%	56.4%	60.0%	58.9%
% of FP17s for the same patient ID Re-attending between 3 & 9 months - Adults	1,251	2,432	51.4%	50.6%	52.6%	51.6%
% of FP17s for Band 1 Urgent Courses	235	2,664	8.8%	8.3%	7.9%	8.9%
% of FP17s Relating to Free Repair or Replacements	25	2,664	0.9%	0.7%	0.8%	0.8%
% of FP17s Relating to Continuations	27	2,664	1.0%	0.9%	0.9%	0.9%
% of Patients satisfied with the dentistry they have received	6	6	N/A	92.7%	93.2%	93.2%
% of Patients satisfied with the time they had to wait for an appointment	6	6	N/A	89.5%	89.1%	88.8%

\* This is based on patients treated on this contract for their most recent course of treatment. Figures in italics indicate the base number of FP17s or Patient Questionnaire responses are less than 100. N/A is shown where the base number of responses is less than 10 during the period. % is calculated as Quantity/Base number\*100

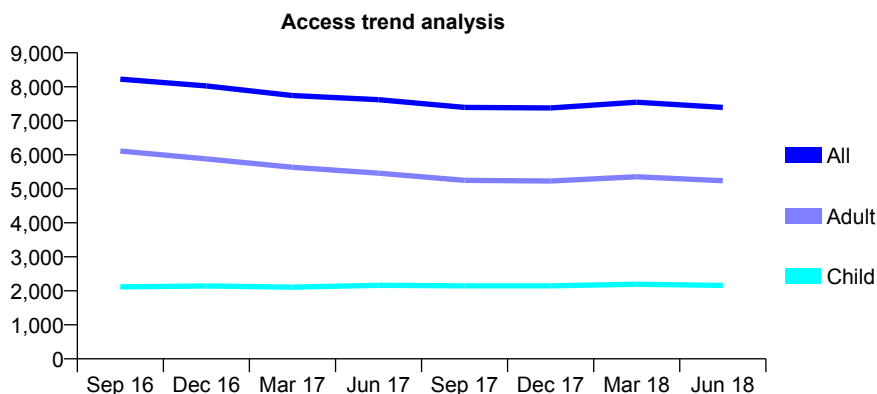
## Q57 - Vital Signs At a Glance Contract Report for 125911/0001 - June 2018

Name or company name	Prettygate Dental Practice Limited
Contract type name	GDS Contract
Purpose of contract	General
Contract start date	01/07/2013
Contract end date	

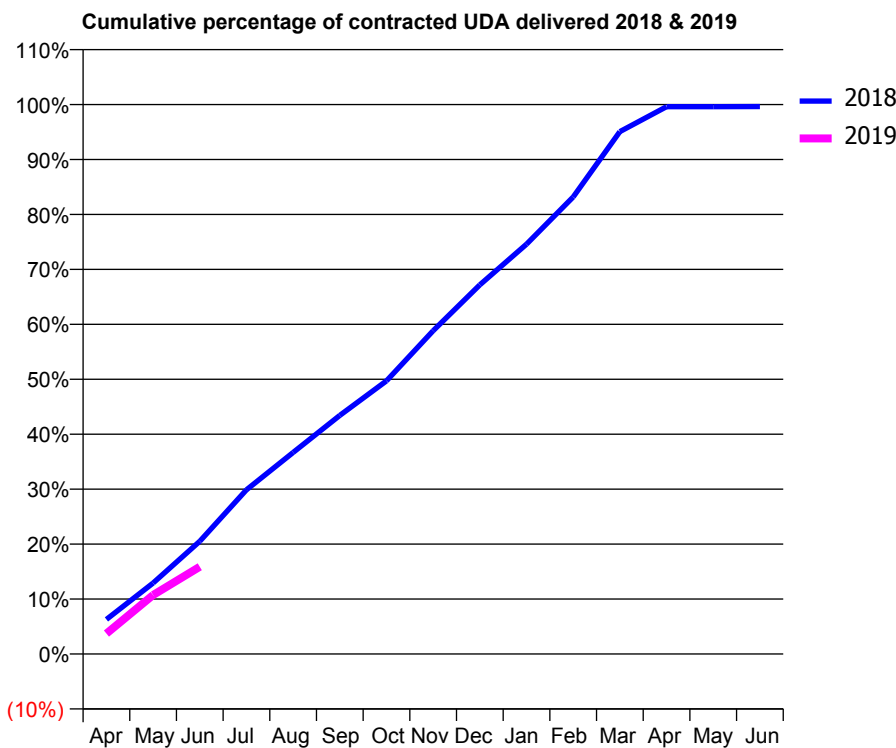
18/19 Contracted general activity (UDA)	20,299
Carry forward general activity (UDA)	0
18/19 Contracted orthodontic activity (UOA)	0
Carry forward orthodontic activity (UOA)	0
Baseline contract value	£491,522.63

### ACCESS\*

Patients seen in 24 months	Total	Change since previous quarter
Quarter ending June 2017	7,623	
Quarter ending September 2017	7,395	↓
Quarter ending December 2017	7,377	→
Quarter ending March 2018	7,546	↑
Quarter ending June 2018	7,395	↓
<b>Variance since June 2017</b>	<b>(3.0%)</b>	<b>↓</b>



### ACTIVITY



Month	Adjusted Scheduled Activity (UDA)	
	2018	2019
April	1,280	755
May	2,625	2,181
June	4,167	3,223
July	6,066	
August	7,444	
September	8,814	
October	10,089	
November	11,943	
December	13,637	
January	15,142	
February	16,882	
March	19,298	
April	20,218	
May	20,221	
June	20,224	

### QUALITY

	Quantity	Base Number	Contract	AT	Region	England
% of FP17s for the same patient ID Re-attending within 3 months - Children	54	636	8.5%	9.6%	11.3%	11.5%
% of FP17s for the same patient ID Re-attending within 3 months - Adults	290	1,622	17.9%	14.2%	14.9%	15.4%
% of FP17s for the same patient ID Re-attending between 3 & 9 months - Children	370	636	58.2%	56.4%	60.0%	58.9%
% of FP17s for the same patient ID Re-attending between 3 & 9 months - Adults	792	1,622	48.8%	50.6%	52.6%	51.6%
% of FP17s for Band 1 Urgent Courses	124	1,811	6.8%	8.3%	7.9%	8.9%
% of FP17s Relating to Free Repair or Replacements	11	1,811	0.6%	0.7%	0.8%	0.8%
% of FP17s Relating to Continuations	21	1,811	1.2%	0.9%	0.9%	0.9%
% of Patients satisfied with the dentistry they have received	11	11	100.0%	92.7%	93.2%	93.2%
% of Patients satisfied with the time they had to wait for an appointment	9	11	81.8%	89.5%	89.1%	88.8%

\* This is based on patients treated on this contract for their most recent course of treatment. Figures in italics indicate the base number of FP17s or Patient Questionnaire responses are less than 100. N/A is shown where the base number of responses is less than 10 during the period. % is calculated as Quantity/Base number\*100



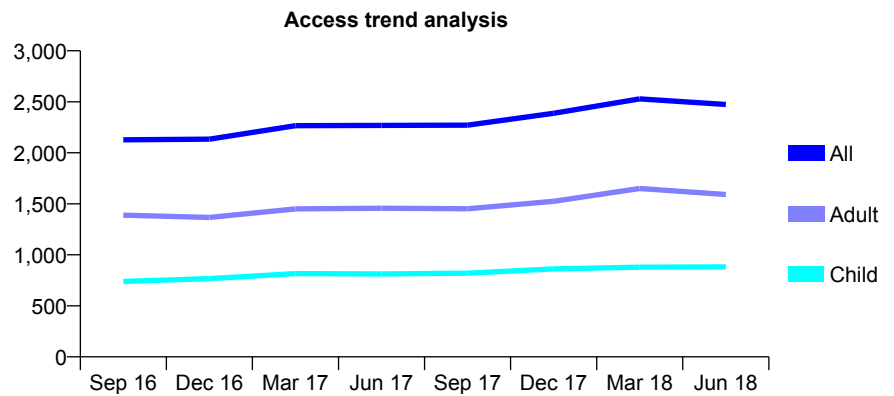
## Q57 - Vital Signs At a Glance Contract Report for 125911/0002 - June 2018

Name or company name	Prettygate Dental Practice Limited
Contract type name	GDS Contract
Purpose of contract	General
Contract start date	01/04/2013
Contract end date	

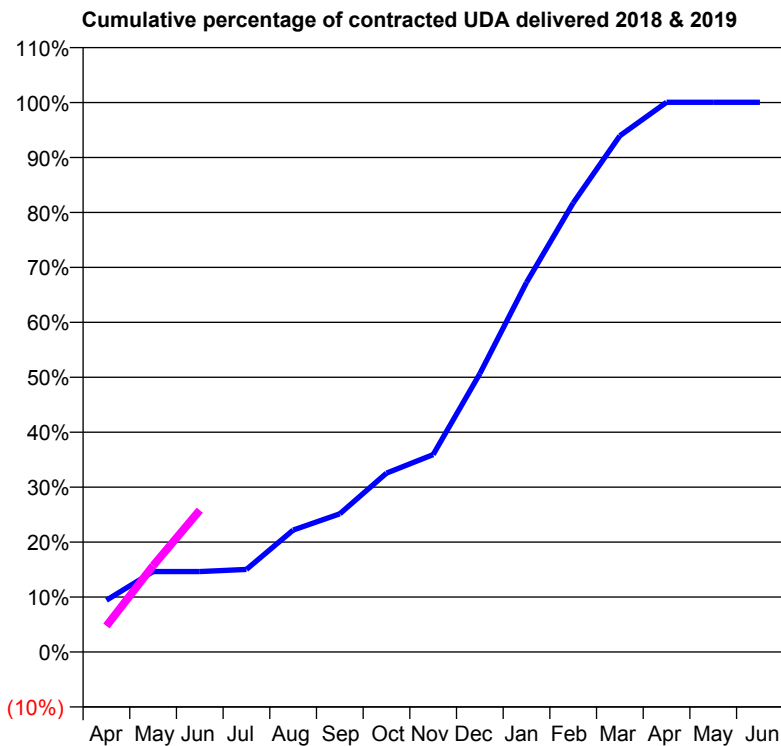
18/19 Contracted general activity (UDA)	4,867
Carry forward general activity (UDA)	0
18/19 Contracted orthodontic activity (UOA)	0
Carry forward orthodontic activity (UOA)	0
Baseline contract value	£115,531.98

### ACCESS\*

Patients seen in 24 months	Total	Change since previous quarter
Quarter ending June 2017	2,269	
Quarter ending September 2017	2,271	→
Quarter ending December 2017	2,387	↑
Quarter ending March 2018	2,529	↑
Quarter ending June 2018	2,474	↓
<b>Variance since June 2017</b>	<b>9.0%</b>	<b>↑</b>



### ACTIVITY



Adjusted Scheduled Activity (UDA)		
Month	2018	2019
April	459	231
May	713	765
June	713	1,256
July	732	
August	1,080	
September	1,224	
October	1,584	
November	1,749	
December	2,466	
January	3,273	
February	3,977	
March	4,573	
April	4,868	
May	4,869	
June	4,869	

### QUALITY

	Quantity	Base Number	Contract	AT	Region	England
% of FP17s for the same patient ID Re-attending within 3 months - Children	26	265	9.8%	9.6%	11.3%	11.5%
% of FP17s for the same patient ID Re-attending within 3 months - Adults	84	490	17.1%	14.2%	14.9%	15.4%
% of FP17s for the same patient ID Re-attending between 3 & 9 months - Children	99	265	37.4%	56.4%	60.0%	58.9%
% of FP17s for the same patient ID Re-attending between 3 & 9 months - Adults	165	490	33.7%	50.6%	52.6%	51.6%
% of FP17s for Band 1 Urgent Courses	39	620	6.3%	8.3%	7.9%	8.9%
% of FP17s Relating to Free Repair or Replacements	14	620	2.3%	0.7%	0.8%	0.8%
% of FP17s Relating to Continuations	8	620	1.3%	0.9%	0.9%	0.9%
% of Patients satisfied with the dentistry they have received	0	0	N/A	92.7%	93.2%	93.2%
% of Patients satisfied with the time they had to wait for an appointment	0	0	N/A	89.5%	89.1%	88.8%

\* This is based on patients treated on this contract for their most recent course of treatment. Figures in italics indicate the base number of FP17s or Patient Questionnaire responses are less than 100. N/A is shown where the base number of responses is less than 10 during the period. % is calculated as Quantity/Base number\*100

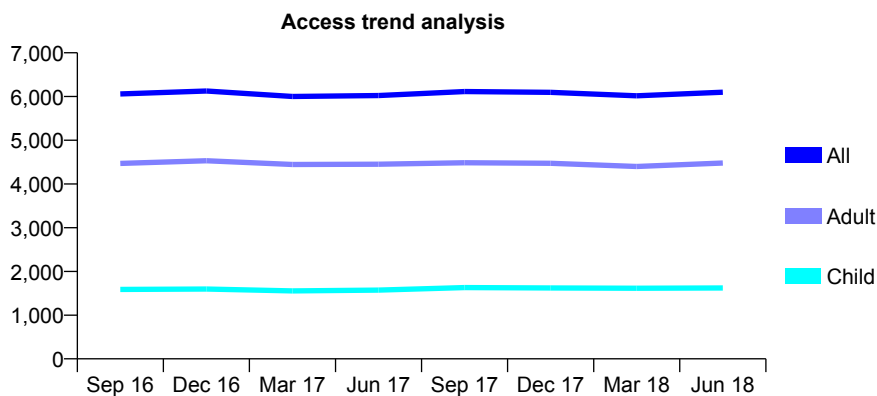
## Q57 - Vital Signs At a Glance Contract Report for 127396/0001 - June 2018

Name or company name	Smile Dental Clinic
Contract type name	GDS Contract
Purpose of contract	General
Contract start date	01/08/2013
Contract end date	

18/19 Contracted general activity (UDA)	16,000
Carry forward general activity (UDA)	0
18/19 Contracted orthodontic activity (UOA)	0
Carry forward orthodontic activity (UOA)	0
Baseline contract value	£434,416.06

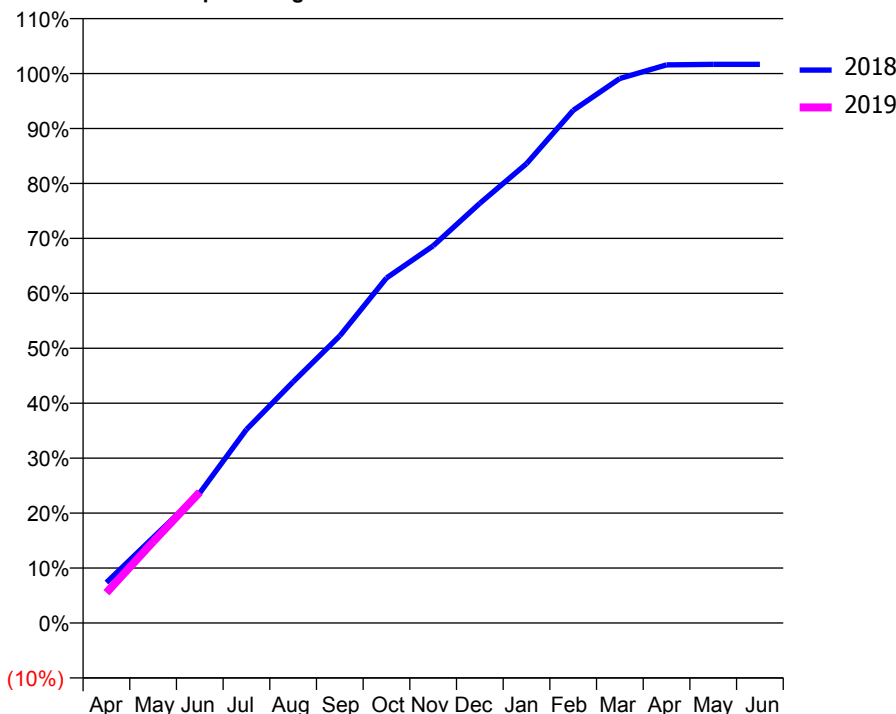
### ACCESS\*

Patients seen in 24 months	Total	Change since previous quarter
Quarter ending June 2017	6,023	
Quarter ending September 2017	6,115	→
Quarter ending December 2017	6,096	→
Quarter ending March 2018	6,017	↓
Quarter ending June 2018	6,100	→
<b>Variance since June 2017</b>	<b>1.3%</b>	<b>→</b>



### ACTIVITY

Cumulative percentage of contracted UDA delivered 2018 & 2019



Month	Adjusted Scheduled Activity (UDA)	
	2018	2019
April	1,180	882
May	2,485	2,368
June	3,789	3,809
July	5,638	
August	7,021	
September	8,360	
October	10,045	
November	10,982	
December	12,222	
January	13,376	
February	14,925	
March	15,856	
April	16,249	
May	16,265	
June	16,267	

### QUALITY

	Quantity	Base Number	Contract	AT	Region	England
% of FP17s for the same patient ID Re-attending within 3 months - Children	7	390	1.8%	9.6%	11.3%	11.5%
% of FP17s for the same patient ID Re-attending within 3 months - Adults	69	1,082	6.4%	14.2%	14.9%	15.4%
% of FP17s for the same patient ID Re-attending between 3 & 9 months - Children	148	390	37.9%	56.4%	60.0%	58.9%
% of FP17s for the same patient ID Re-attending between 3 & 9 months - Adults	341	1,082	31.5%	50.6%	52.6%	51.6%
% of FP17s for Band 1 Urgent Courses	62	1,203	5.2%	8.3%	7.9%	8.9%
% of FP17s Relating to Free Repair or Replacements	14	1,203	1.2%	0.7%	0.8%	0.8%
% of FP17s Relating to Continuations	4	1,203	0.3%	0.9%	0.9%	0.9%
% of Patients satisfied with the dentistry they have received	8	10	80.0%	92.7%	93.2%	93.2%
% of Patients satisfied with the time they had to wait for an appointment	10	10	100.0%	89.5%	89.1%	88.8%

\* This is based on patients treated on this contract for their most recent course of treatment. Figures in italics indicate the base number of FP17s or Patient Questionnaire responses are less than 100. N/A is shown where the base number of responses is less than 10 during the period. % is calculated as Quantity/Base number\*100

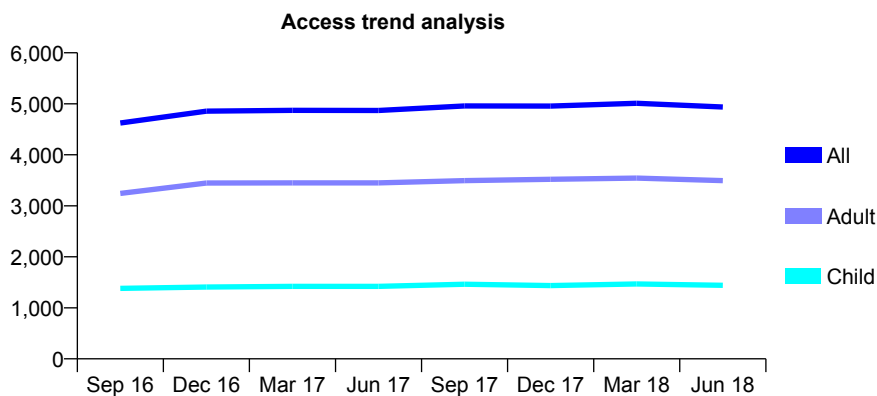
## Q57 - Vital Signs At a Glance Contract Report for 128937/0001 - June 2018

Name or company name	Mr. N.R Chappell and Mr A.W Smith
Contract type name	GDS Contract
Purpose of contract	General
Contract start date	01/01/2015
Contract end date	

18/19 Contracted general activity (UDA)	14,033
Carry forward general activity (UDA)	0
18/19 Contracted orthodontic activity (UOA)	0
Carry forward orthodontic activity (UOA)	0
Baseline contract value	£342,627.11

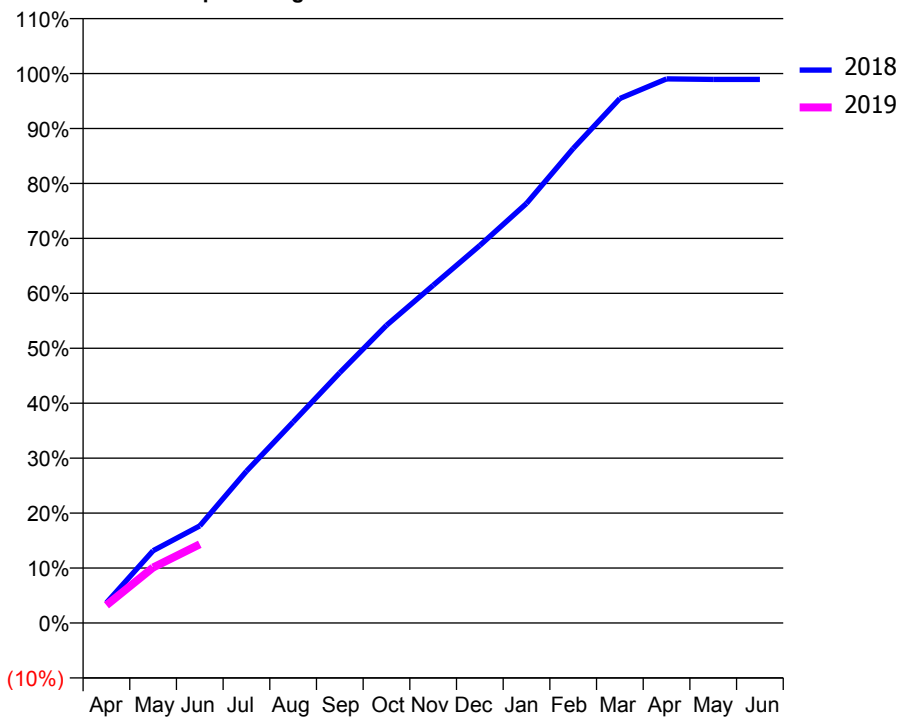
### ACCESS\*

Patients seen in 24 months	Total	Change since previous quarter
Quarter ending June 2017	4,869	
Quarter ending September 2017	4,957	→
Quarter ending December 2017	4,956	→
Quarter ending March 2018	5,011	→
Quarter ending June 2018	4,937	↓
<b>Variance since June 2017</b>	<b>1.4%</b>	<b>→</b>



### ACTIVITY

Cumulative percentage of contracted UDA delivered 2018 & 2019



Adjusted Scheduled Activity (UDA)

Month	2018	2019
April	515	455
May	1,846	1,419
June	2,480	2,011
July	3,877	
August	5,132	
September	6,394	
October	7,603	
November	8,624	
December	9,641	
January	10,716	
February	12,119	
March	13,394	
April	13,896	
May	13,882	
June	13,882	

### QUALITY

	Quantity	Base Number	Contract	AT	Region	England
% of FP17s for the same patient ID Re-attending within 3 months - Children	17	403	4.2%	9.6%	11.3%	11.5%
% of FP17s for the same patient ID Re-attending within 3 months - Adults	64	843	7.6%	14.2%	14.9%	15.4%
% of FP17s for the same patient ID Re-attending between 3 & 9 months - Children	202	403	50.1%	56.4%	60.0%	58.9%
% of FP17s for the same patient ID Re-attending between 3 & 9 months - Adults	462	843	54.8%	50.6%	52.6%	51.6%
% of FP17s for Band 1 Urgent Courses	39	1,021	3.8%	8.3%	7.9%	8.9%
% of FP17s Relating to Free Repair or Replacements	5	1,021	0.5%	0.7%	0.8%	0.8%
% of FP17s Relating to Continuations	1	1,021	0.1%	0.9%	0.9%	0.9%
% of Patients satisfied with the dentistry they have received	2	2	N/A	92.7%	93.2%	93.2%
% of Patients satisfied with the time they had to wait for an appointment	2	2	N/A	89.5%	89.1%	88.8%

\* This is based on patients treated on this contract for their most recent course of treatment. Figures in italics indicate the base number of FP17s or Patient Questionnaire responses are less than 100. N/A is shown where the base number of responses is less than 10 during the period. % is calculated as Quantity/Base number\*100

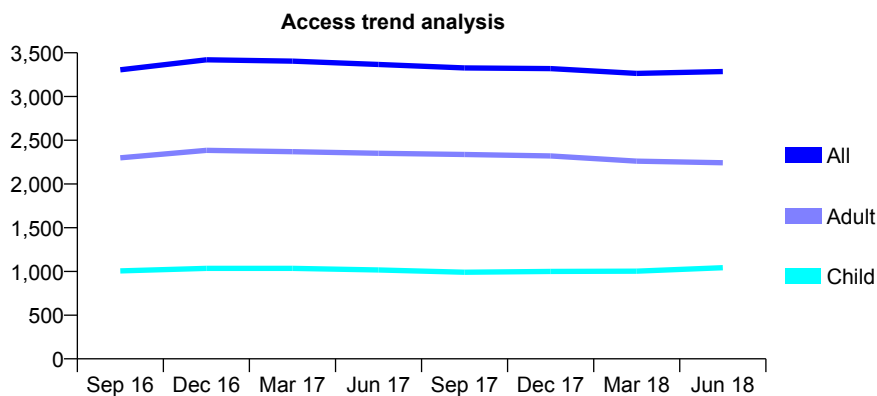
## Q57 - Vital Signs At a Glance Contract Report for 129291/0001 - June 2018

Name or company name	The Essex Dental Clinic
Contract type name	GDS Contract
Purpose of contract	General
Contract start date	01/12/2014
Contract end date	

18/19 Contracted general activity (UDA)	8,750
Carry forward general activity (UDA)	0
18/19 Contracted orthodontic activity (UOA)	0
Carry forward orthodontic activity (UOA)	0
Baseline contract value	£192,106.21

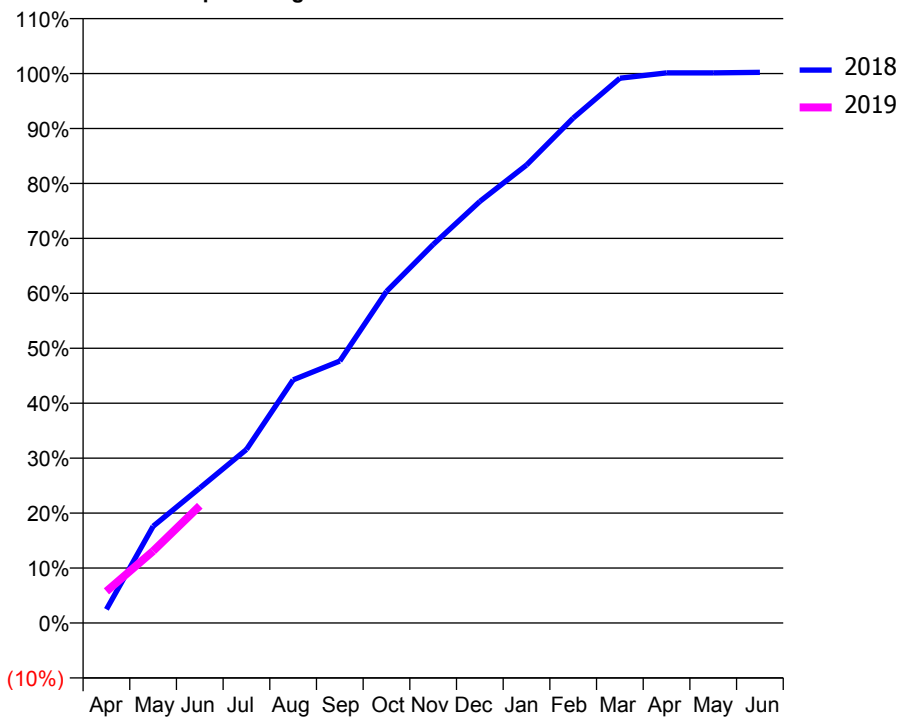
### ACCESS\*

Patients seen in 24 months	Total	Change since previous quarter
Quarter ending June 2017	3,367	
Quarter ending September 2017	3,327	↓
Quarter ending December 2017	3,319	→
Quarter ending March 2018	3,264	↓
Quarter ending June 2018	3,285	→
<b>Variance since June 2017</b>	<b>(2.4%)</b>	<b>↓</b>



### ACTIVITY

Cumulative percentage of contracted UDA delivered 2018 & 2019



Adjusted Scheduled Activity (UDA)

Month	2018	2019
April	217	504
May	1,540	1,147
June	2,151	1,868
July	2,765	
August	3,872	
September	4,170	
October	5,280	
November	6,028	
December	6,713	
January	7,293	
February	8,039	
March	8,675	
April	8,760	
May	8,760	
June	8,769	

### QUALITY

	Quantity	Base Number	Contract	AT	Region	England
% of FP17s for the same patient ID Re-attending within 3 months - Children	18	450	4.0%	9.6%	11.3%	11.5%
% of FP17s for the same patient ID Re-attending within 3 months - Adults	35	616	5.7%	14.2%	14.9%	15.4%
% of FP17s for the same patient ID Re-attending between 3 & 9 months - Children	303	450	67.3%	56.4%	60.0%	58.9%
% of FP17s for the same patient ID Re-attending between 3 & 9 months - Adults	386	616	62.7%	50.6%	52.6%	51.6%
% of FP17s for Band 1 Urgent Courses	35	1,015	3.4%	8.3%	7.9%	8.9%
% of FP17s Relating to Free Repair or Replacements	0	1,015	0.0%	0.7%	0.8%	0.8%
% of FP17s Relating to Continuations	0	1,015	0.0%	0.9%	0.9%	0.9%
% of Patients satisfied with the dentistry they have received	3	3	N/A	92.7%	93.2%	93.2%
% of Patients satisfied with the time they had to wait for an appointment	3	3	N/A	89.5%	89.1%	88.8%

\* This is based on patients treated on this contract for their most recent course of treatment. Figures in italics indicate the base number of FP17s or Patient Questionnaire responses are less than 100. N/A is shown where the base number of responses is less than 10 during the period. % is calculated as Quantity/Base number\*100

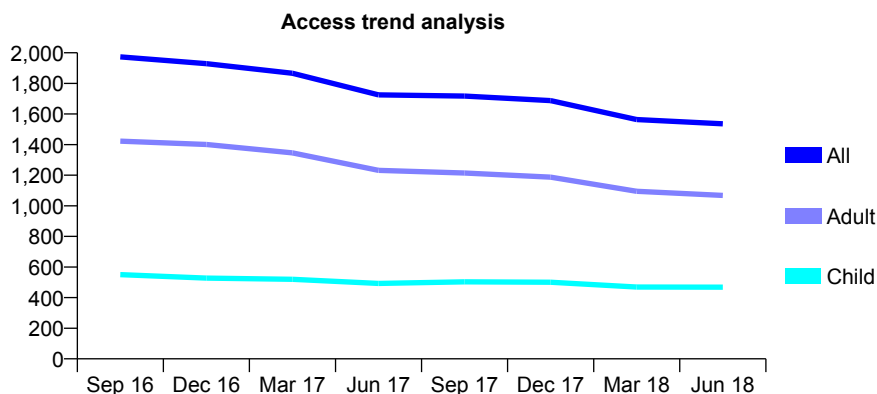
## Q57 - Vital Signs At a Glance Contract Report for 130397/0001 - June 2018

Name or company name	Mr I Arbee & Miss Banoo Peer
Contract type name	GDS Contract
Purpose of contract	General
Contract start date	01/05/2010
Contract end date	

18/19 Contracted general activity (UDA)	4,500
Carry forward general activity (UDA)	0
18/19 Contracted orthodontic activity (UOA)	0
Carry forward orthodontic activity (UOA)	0
Baseline contract value	£119,744.70

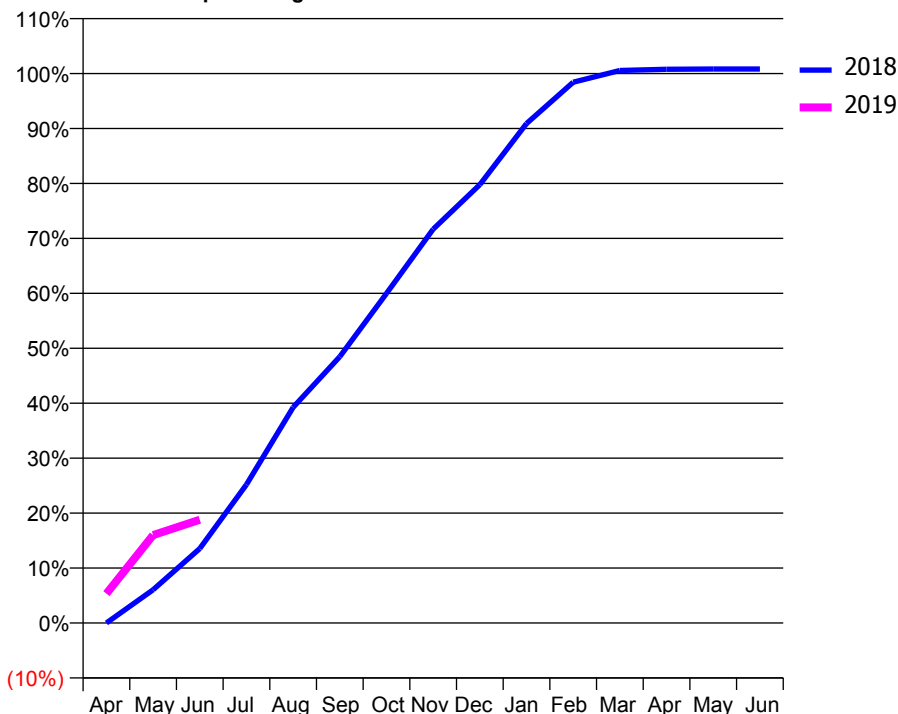
### ACCESS\*

Patients seen in 24 months	Total	Change since previous quarter
Quarter ending June 2017	1,725	
Quarter ending September 2017	1,717	→
Quarter ending December 2017	1,688	↓
Quarter ending March 2018	1,564	↓
Quarter ending June 2018	1,536	↓
<b>Variance since June 2017</b>	<b>(11.0%)</b>	<b>↓</b>



### ACTIVITY

Cumulative percentage of contracted UDA delivered 2018 & 2019



Adjusted Scheduled Activity (UDA)

Month	2018	2019
April	0	241
May	273	720
June	610	846
July	1,134	
August	1,766	
September	2,181	
October	2,699	
November	3,226	
December	3,590	
January	4,090	
February	4,428	
March	4,525	
April	4,534	
May	4,536	
June	4,536	

### QUALITY

	Quantity	Base Number	Contract	AT	Region	England
% of FP17s for the same patient ID Re-attending within 3 months - Children	1	235	0.4%	9.6%	11.3%	11.5%
% of FP17s for the same patient ID Re-attending within 3 months - Adults	7	308	2.3%	14.2%	14.9%	15.4%
% of FP17s for the same patient ID Re-attending between 3 & 9 months - Children	182	235	77.4%	56.4%	60.0%	58.9%
% of FP17s for the same patient ID Re-attending between 3 & 9 months - Adults	236	308	76.6%	50.6%	52.6%	51.6%
% of FP17s for Band 1 Urgent Courses	6	536	1.1%	8.3%	7.9%	8.9%
% of FP17s Relating to Free Repair or Replacements	0	536	0.0%	0.7%	0.8%	0.8%
% of FP17s Relating to Continuations	0	536	0.0%	0.9%	0.9%	0.9%
% of Patients satisfied with the dentistry they have received	3	3	N/A	92.7%	93.2%	93.2%
% of Patients satisfied with the time they had to wait for an appointment	3	3	N/A	89.5%	89.1%	88.8%

\* This is based on patients treated on this contract for their most recent course of treatment. Figures in italics indicate the base number of FP17s or Patient Questionnaire responses are less than 100. N/A is shown where the base number of responses is less than 10 during the period. % is calculated as Quantity/Base number\*100

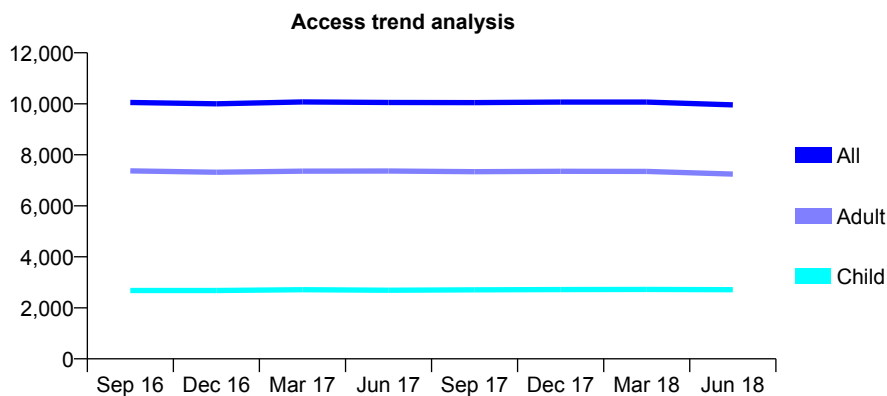
## Q57 - Vital Signs At a Glance Contract Report for 131083/0001 - June 2018

Name or company name	Highwoods & St Johns Limited
Contract type name	GDS Contract
Purpose of contract	General
Contract start date	12/11/2007
Contract end date	

18/19 Contracted general activity (UDA)	29,084
Carry forward general activity (UDA)	0
18/19 Contracted orthodontic activity (UOA)	0
Carry forward orthodontic activity (UOA)	0
Baseline contract value	£929,582.12

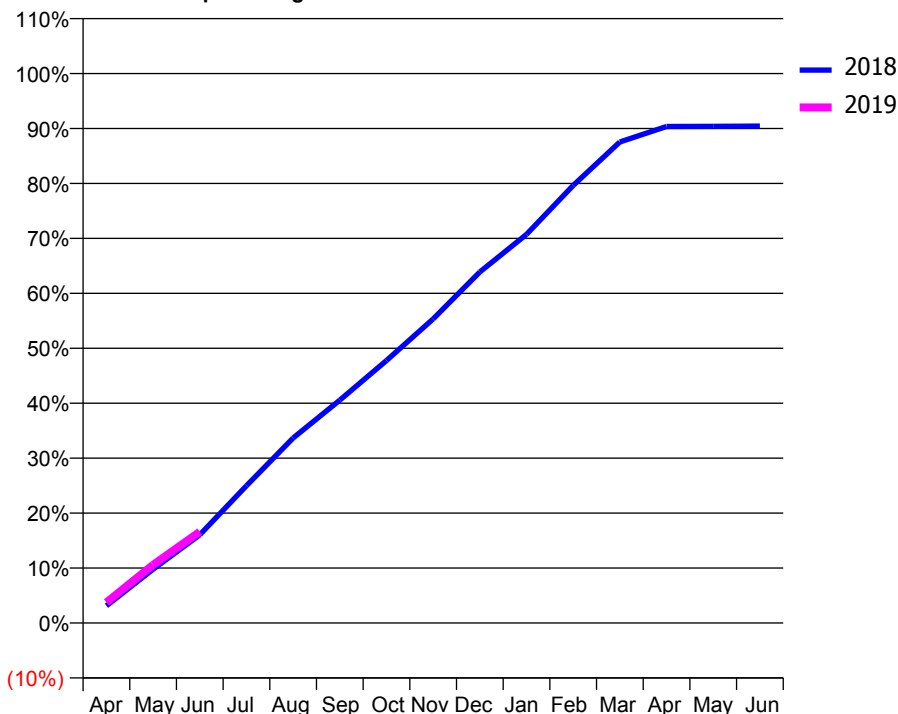
### ACCESS\*

Patients seen in 24 months	Total	Change since previous quarter
Quarter ending June 2017	10,053	
Quarter ending September 2017	10,046	→
Quarter ending December 2017	10,070	→
Quarter ending March 2018	10,069	→
Quarter ending June 2018	9,958	↓
<b>Variance since June 2017</b>	<b>(0.9%)</b>	→



### ACTIVITY

Cumulative percentage of contracted UDA delivered 2018 & 2019



Month	Adjusted Scheduled Activity (UDA)	
	2018	2019
April	915	1,092
May	2,848	3,079
June	4,669	4,828
July	7,266	
August	9,789	
September	11,794	
October	13,894	
November	16,094	
December	18,582	
January	20,568	
February	23,163	
March	25,460	
April	26,279	
May	26,288	
June	26,298	

### QUALITY

	Quantity	Base Number	Contract	AT	Region	England
% of FP17s for the same patient ID Re-attending within 3 months - Children	66	906	7.3%	9.6%	11.3%	11.5%
% of FP17s for the same patient ID Re-attending within 3 months - Adults	317	2,057	15.4%	14.2%	14.9%	15.4%
% of FP17s for the same patient ID Re-attending between 3 & 9 months - Children	556	906	61.4%	56.4%	60.0%	58.9%
% of FP17s for the same patient ID Re-attending between 3 & 9 months - Adults	1,066	2,057	51.8%	50.6%	52.6%	51.6%
% of FP17s for Band 1 Urgent Courses	295	2,608	11.3%	8.3%	7.9%	8.9%
% of FP17s Relating to Free Repair or Replacements	10	2,608	0.4%	0.7%	0.8%	0.8%
% of FP17s Relating to Continuations	1	2,608	0.0%	0.9%	0.9%	0.9%
% of Patients satisfied with the dentistry they have received	17	17	100.0%	92.7%	93.2%	93.2%
% of Patients satisfied with the time they had to wait for an appointment	17	17	100.0%	89.5%	89.1%	88.8%

\* This is based on patients treated on this contract for their most recent course of treatment. Figures in italics indicate the base number of FP17s or Patient Questionnaire responses are less than 100. N/A is shown where the base number of responses is less than 10 during the period. % is calculated as Quantity/Base number\*100

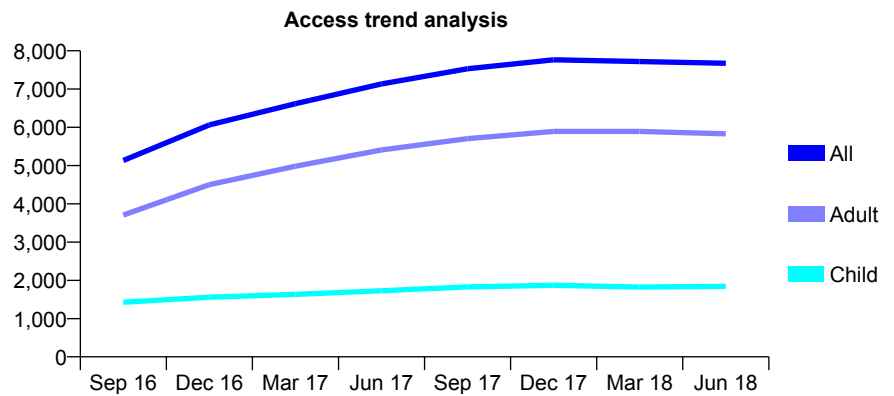
## Q57 - Vital Signs At a Glance Contract Report for 131903/0001 - June 2018

Name or company name	Penhaligon Witham Partnership
Contract type name	GDS Contract
Purpose of contract	General
Contract start date	01/12/2015
Contract end date	

18/19 Contracted general activity (UDA)	19,500
Carry forward general activity (UDA)	0
18/19 Contracted orthodontic activity (UOA)	0
Carry forward orthodontic activity (UOA)	0
Baseline contract value	£571,220.51

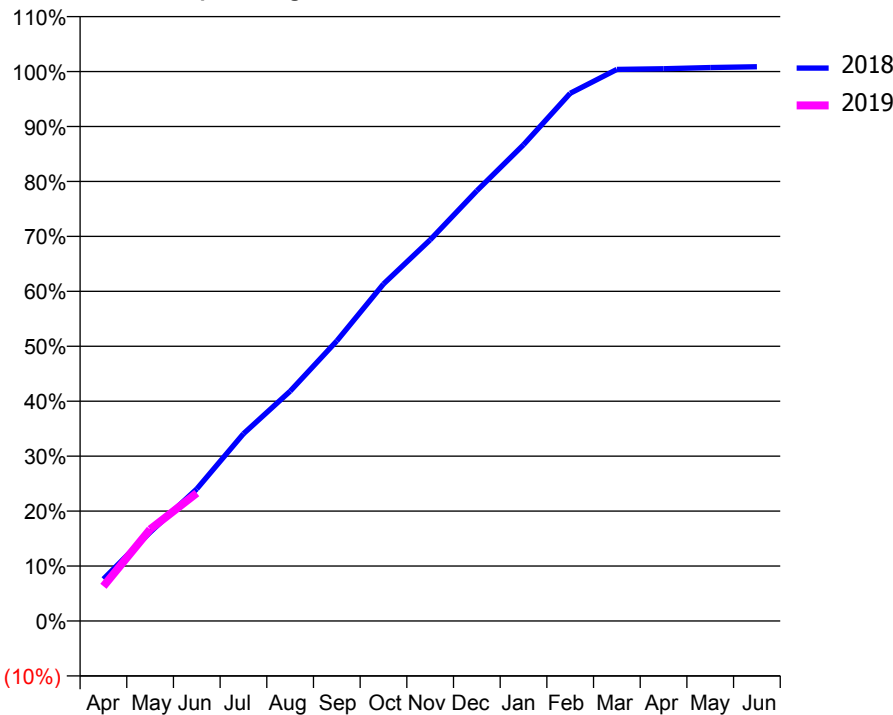
### ACCESS\*

Patients seen in 24 months	Total	Change since previous quarter
Quarter ending June 2017	7,134	
Quarter ending September 2017	7,531	↑
Quarter ending December 2017	7,763	↑
Quarter ending March 2018	7,719	→
Quarter ending June 2018	7,673	→
<b>Variance since June 2017</b>	<b>7.6%</b>	<b>↑</b>



### ACTIVITY

Cumulative percentage of contracted UDA delivered 2018 & 2019



Month	Adjusted Scheduled Activity (UDA)	
	2018	2019
April	1,486	1,234
May	3,151	3,255
June	4,685	4,541
July	6,647	
August	8,154	
September	9,939	
October	11,961	
November	13,528	
December	15,269	
January	16,901	
February	18,727	
March	19,573	
April	19,598	
May	19,640	
June	19,670	

### QUALITY

	Quantity	Base Number	Contract	AT	Region	England
% of FP17s for the same patient ID Re-attending within 3 months - Children	30	483	6.2%	9.6%	11.3%	11.5%
% of FP17s for the same patient ID Re-attending within 3 months - Adults	120	1,447	8.3%	14.2%	14.9%	15.4%
% of FP17s for the same patient ID Re-attending between 3 & 9 months - Children	93	483	19.3%	56.4%	60.0%	58.9%
% of FP17s for the same patient ID Re-attending between 3 & 9 months - Adults	466	1,447	32.2%	50.6%	52.6%	51.6%
% of FP17s for Band 1 Urgent Courses	166	1,897	8.8%	8.3%	7.9%	8.9%
% of FP17s Relating to Free Repair or Replacements	7	1,897	0.4%	0.7%	0.8%	0.8%
% of FP17s Relating to Continuations	2	1,897	0.1%	0.9%	0.9%	0.9%
% of Patients satisfied with the dentistry they have received	4	4	N/A	92.7%	93.2%	93.2%
% of Patients satisfied with the time they had to wait for an appointment	3	4	N/A	89.5%	89.1%	88.8%

\* This is based on patients treated on this contract for their most recent course of treatment. Figures in italics indicate the base number of FP17s or Patient Questionnaire responses are less than 100. N/A is shown where the base number of responses is less than 10 during the period. % is calculated as Quantity/Base number\*100

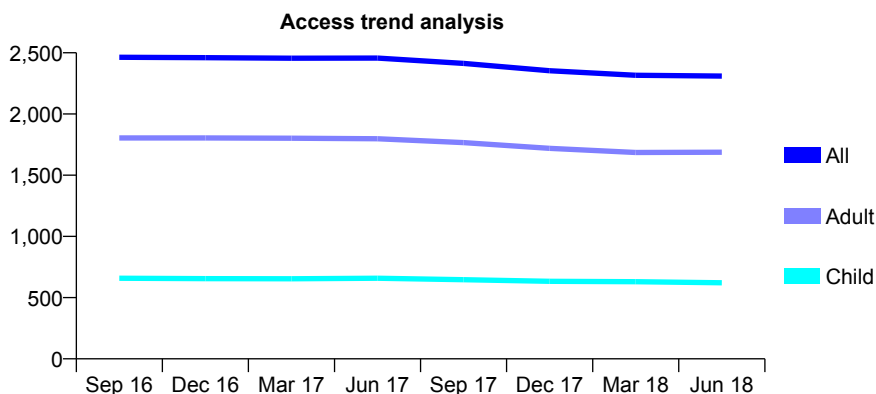
## Q57 - Vital Signs At a Glance Contract Report for 133590/0001 - June 2018

Name or company name	Laindon Health Centre Dental Practice
Contract type name	GDS Contract
Purpose of contract	General
Contract start date	01/07/2006
Contract end date	

18/19 Contracted general activity (UDA)	7,926
Carry forward general activity (UDA)	0
18/19 Contracted orthodontic activity (UOA)	0
Carry forward orthodontic activity (UOA)	0
Baseline contract value	£216,394.12

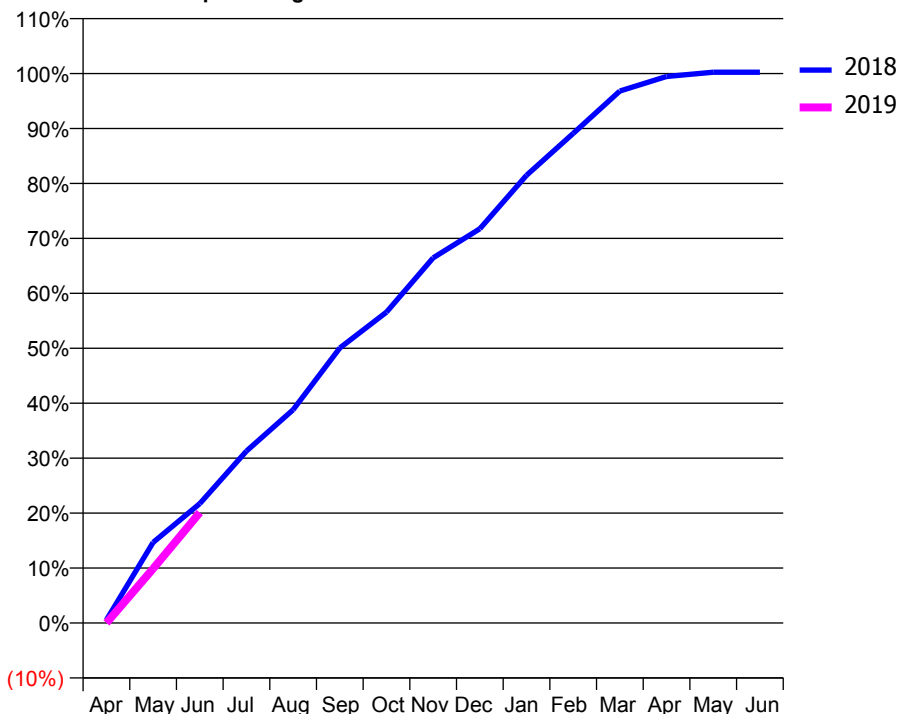
### ACCESS\*

Patients seen in 24 months	Total	Change since previous quarter
Quarter ending June 2017	2,457	
Quarter ending September 2017	2,413	↓
Quarter ending December 2017	2,353	↓
Quarter ending March 2018	2,316	↓
Quarter ending June 2018	2,310	→
<b>Variance since June 2017</b>	<b>(6.0%)</b>	<b>↓</b>



### ACTIVITY

Cumulative percentage of contracted UDA delivered 2018 & 2019



Adjusted Scheduled Activity (UDA)

Month	2018	2019
April	45	0
May	1,164	784
June	1,722	1,594
July	2,481	
August	3,076	
September	3,966	
October	4,484	
November	5,268	
December	5,686	
January	6,457	
February	7,061	
March	7,674	
April	7,883	
May	7,945	
June	7,945	

### QUALITY

	Quantity	Base Number	Contract	AT	Region	England
% of FP17s for the same patient ID Re-attending within 3 months - Children	24	206	11.7%	9.6%	11.3%	11.5%
% of FP17s for the same patient ID Re-attending within 3 months - Adults	81	608	13.3%	14.2%	14.9%	15.4%
% of FP17s for the same patient ID Re-attending between 3 & 9 months - Children	117	206	56.8%	56.4%	60.0%	58.9%
% of FP17s for the same patient ID Re-attending between 3 & 9 months - Adults	377	608	62.0%	50.6%	52.6%	51.6%
% of FP17s for Band 1 Urgent Courses	42	693	6.1%	8.3%	7.9%	8.9%
% of FP17s Relating to Free Repair or Replacements	12	693	1.7%	0.7%	0.8%	0.8%
% of FP17s Relating to Continuations	8	693	1.2%	0.9%	0.9%	0.9%
% of Patients satisfied with the dentistry they have received	2	2	N/A	92.7%	93.2%	93.2%
% of Patients satisfied with the time they had to wait for an appointment	2	2	N/A	89.5%	89.1%	88.8%

\* This is based on patients treated on this contract for their most recent course of treatment. Figures in italics indicate the base number of FP17s or Patient Questionnaire responses are less than 100. N/A is shown where the base number of responses is less than 10 during the period. % is calculated as Quantity/Base number\*100



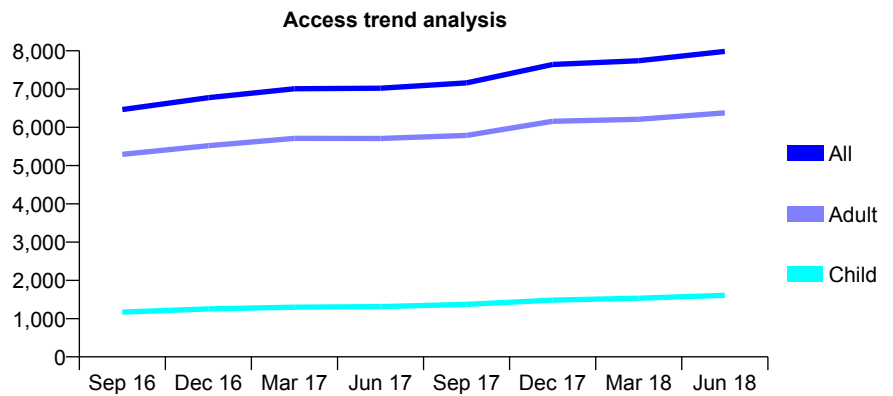
## Q57 - Vital Signs At a Glance Contract Report for 133671/0001 - June 2018

Name or company name	One Step By Step Limited
Contract type name	GDS Contract
Purpose of contract	General
Contract start date	27/09/2010
Contract end date	

18/19 Contracted general activity (UDA)	15,202
Carry forward general activity (UDA)	0
18/19 Contracted orthodontic activity (UOA)	0
Carry forward orthodontic activity (UOA)	0
Baseline contract value	£384,440.68

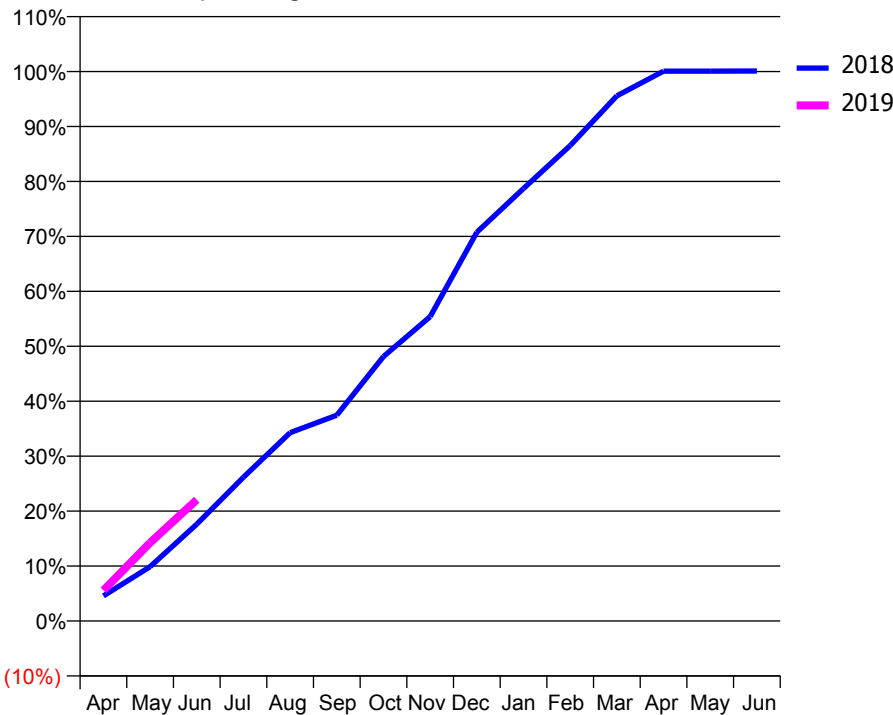
### ACCESS\*

Patients seen in 24 months	Total	Change since previous quarter
Quarter ending June 2017	7,021	
Quarter ending September 2017	7,160	→
Quarter ending December 2017	7,643	↑
Quarter ending March 2018	7,741	→
Quarter ending June 2018	7,985	↑
<b>Variance since June 2017</b>	<b>13.7%</b>	<b>↑</b>



### ACTIVITY

Cumulative percentage of contracted UDA delivered 2018 & 2019



Month	Adjusted Scheduled Activity (UDA)	
	2018	2019
April	696	846
May	1,504	2,166
June	2,678	3,357
July	3,979	
August	5,210	
September	5,695	
October	7,317	
November	8,420	
December	10,757	
January	11,964	
February	13,152	
March	14,529	
April	15,212	
May	15,212	
June	15,217	

### QUALITY

	Quantity	Base Number	Contract	AT	Region	England
% of FP17s for the same patient ID Re-attending within 3 months - Children	37	529	7.0%	9.6%	11.3%	11.5%
% of FP17s for the same patient ID Re-attending within 3 months - Adults	223	1,961	11.4%	14.2%	14.9%	15.4%
% of FP17s for the same patient ID Re-attending between 3 & 9 months - Children	261	529	49.3%	56.4%	60.0%	58.9%
% of FP17s for the same patient ID Re-attending between 3 & 9 months - Adults	1,016	1,961	51.8%	50.6%	52.6%	51.6%
% of FP17s for Band 1 Urgent Courses	225	1,925	11.7%	8.3%	7.9%	8.9%
% of FP17s Relating to Free Repair or Replacements	9	1,925	0.5%	0.7%	0.8%	0.8%
% of FP17s Relating to Continuations	2	1,925	0.1%	0.9%	0.9%	0.9%
% of Patients satisfied with the dentistry they have received	12	13	92.3%	92.7%	93.2%	93.2%
% of Patients satisfied with the time they had to wait for an appointment	12	13	92.3%	89.5%	89.1%	88.8%

\* This is based on patients treated on this contract for their most recent course of treatment. Figures in italics indicate the base number of FP17s or Patient Questionnaire responses are less than 100. N/A is shown where the base number of responses is less than 10 during the period. % is calculated as Quantity/Base number\*100

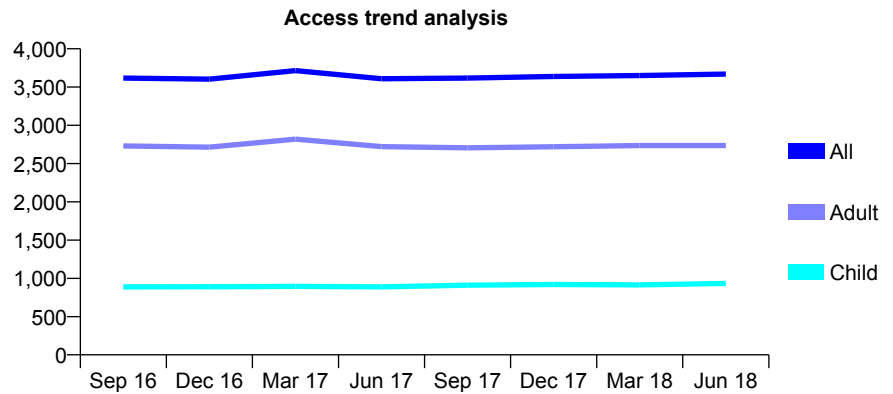
## Q57 - Vital Signs At a Glance Contract Report for 134295/0008 - June 2018

Name or company name	The Benfleet Dental Centre
Contract type name	GDS Contract
Purpose of contract	General
Contract start date	01/06/2012
Contract end date	

18/19 Contracted general activity (UDA)	9,152
Carry forward general activity (UDA)	0
18/19 Contracted orthodontic activity (UOA)	0
Carry forward orthodontic activity (UOA)	0
Baseline contract value	£241,271.19

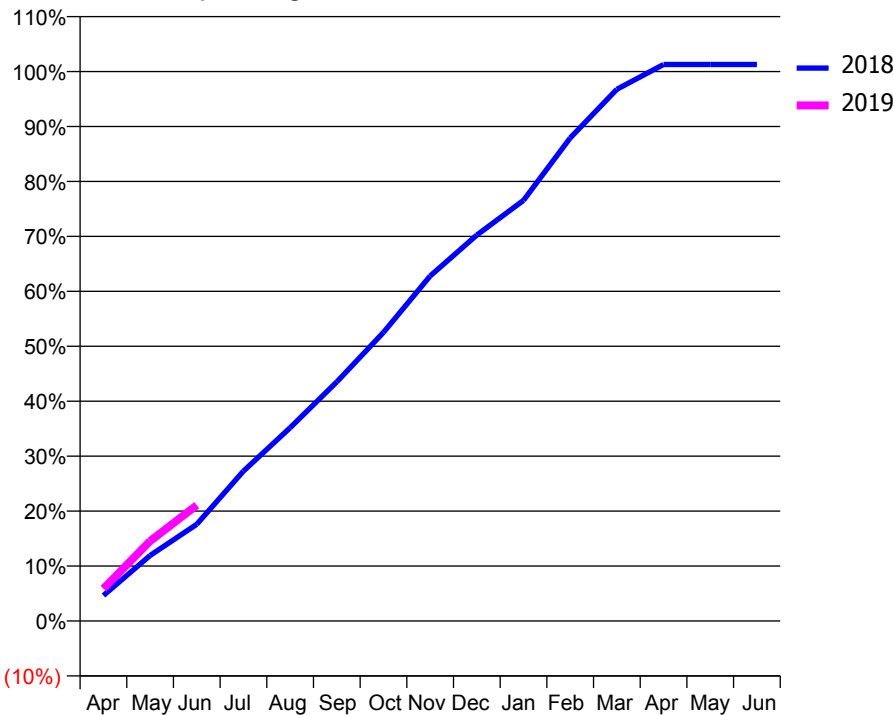
### ACCESS\*

Patients seen in 24 months	Total	Change since previous quarter
Quarter ending June 2017	3,609	
Quarter ending September 2017	3,617	→
Quarter ending December 2017	3,639	→
Quarter ending March 2018	3,651	→
Quarter ending June 2018	3,670	→
<b>Variance since June 2017</b>	<b>1.7%</b>	<b>→</b>



### ACTIVITY

Cumulative percentage of contracted UDA delivered 2018 & 2019



Month	Adjusted Scheduled Activity (UDA)	
	2018	2019
April	426	539
May	1,093	1,331
June	1,612	1,929
July	2,497	
August	3,219	
September	3,984	
October	4,807	
November	5,747	
December	6,428	
January	7,006	
February	8,046	
March	8,857	
April	9,270	
May	9,269	
June	9,269	

### QUALITY

	Quantity	Base Number	Contract	AT	Region	England
% of FP17s for the same patient ID Re-attending within 3 months - Children	20	303	6.6%	9.6%	11.3%	11.5%
% of FP17s for the same patient ID Re-attending within 3 months - Adults	74	765	9.7%	14.2%	14.9%	15.4%
% of FP17s for the same patient ID Re-attending between 3 & 9 months - Children	170	303	56.1%	56.4%	60.0%	58.9%
% of FP17s for the same patient ID Re-attending between 3 & 9 months - Adults	394	765	51.5%	50.6%	52.6%	51.6%
% of FP17s for Band 1 Urgent Courses	77	906	8.5%	8.3%	7.9%	8.9%
% of FP17s Relating to Free Repair or Replacements	3	906	0.3%	0.7%	0.8%	0.8%
% of FP17s Relating to Continuations	0	906	0.0%	0.9%	0.9%	0.9%
% of Patients satisfied with the dentistry they have received	3	3	N/A	92.7%	93.2%	93.2%
% of Patients satisfied with the time they had to wait for an appointment	2	3	N/A	89.5%	89.1%	88.8%

\* This is based on patients treated on this contract for their most recent course of treatment. Figures in italics indicate the base number of FP17s or Patient Questionnaire responses are less than 100. N/A is shown where the base number of responses is less than 10 during the period. % is calculated as Quantity/Base number\*100

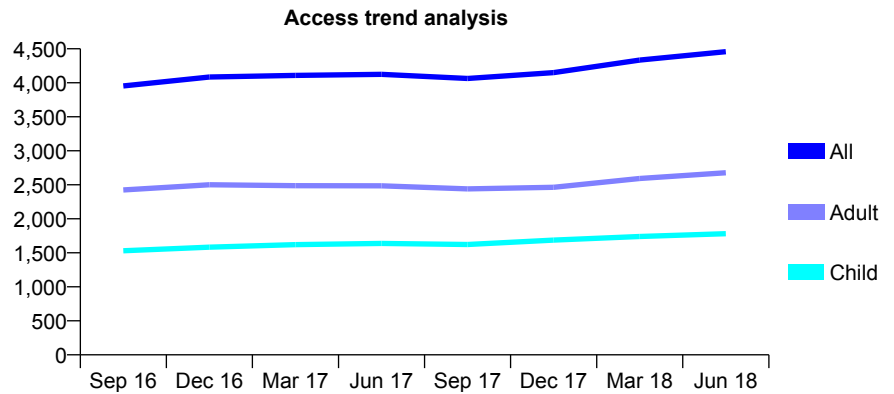
## Q57 - Vital Signs At a Glance Contract Report for 134392/0001 - June 2018

Name or company name	Mr E. Harunani, Mr N. Harunani & Mr M. Ka
Contract type name	GDS Contract
Purpose of contract	General
Contract start date	02/10/2012
Contract end date	

18/19 Contracted general activity (UDA)	13,250
Carry forward general activity (UDA)	0
18/19 Contracted orthodontic activity (UOA)	0
Carry forward orthodontic activity (UOA)	0
Baseline contract value	£327,494.55

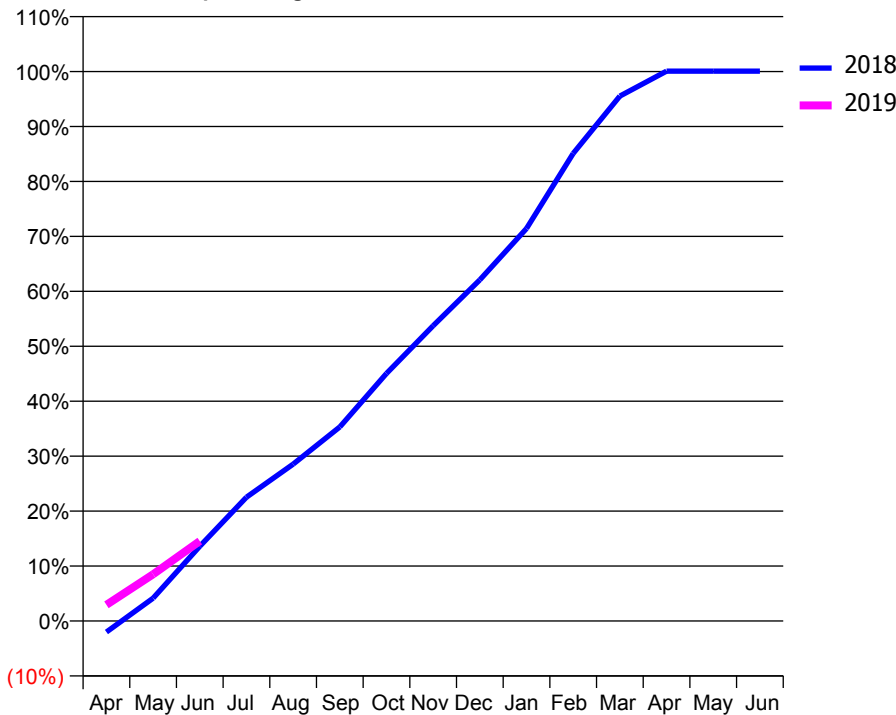
### ACCESS\*

Patients seen in 24 months	Total	Change since previous quarter
Quarter ending June 2017	4,125	
Quarter ending September 2017	4,064	↓
Quarter ending December 2017	4,150	↑
Quarter ending March 2018	4,335	↑
Quarter ending June 2018	4,458	↑
<b>Variance since June 2017</b>	<b>8.1%</b>	<b>↑</b>



### ACTIVITY

Cumulative percentage of contracted UDA delivered 2018 & 2019



Month	Adjusted Scheduled Activity (UDA)	
	2018	2019
April	-270	392
May	550	1,126
June	1,804	1,928
July	2,984	
August	3,782	
September	4,680	
October	5,969	
November	7,121	
December	8,228	
January	9,465	
February	11,274	
March	12,656	
April	13,259	
May	13,259	
June	13,259	

### QUALITY

	Quantity	Base Number	Contract	AT	Region	England
% of FP17s for the same patient ID Re-attending within 3 months - Children	28	404	6.9%	9.6%	11.3%	11.5%
% of FP17s for the same patient ID Re-attending within 3 months - Adults	99	592	16.7%	14.2%	14.9%	15.4%
% of FP17s for the same patient ID Re-attending between 3 & 9 months - Children	142	404	35.1%	56.4%	60.0%	58.9%
% of FP17s for the same patient ID Re-attending between 3 & 9 months - Adults	181	592	30.6%	50.6%	52.6%	51.6%
% of FP17s for Band 1 Urgent Courses	137	806	17.0%	8.3%	7.9%	8.9%
% of FP17s Relating to Free Repair or Replacements	3	806	0.4%	0.7%	0.8%	0.8%
% of FP17s Relating to Continuations	5	806	0.6%	0.9%	0.9%	0.9%
% of Patients satisfied with the dentistry they have received	1	2	N/A	92.7%	93.2%	93.2%
% of Patients satisfied with the time they had to wait for an appointment	2	2	N/A	89.5%	89.1%	88.8%

\* This is based on patients treated on this contract for their most recent course of treatment. Figures in italics indicate the base number of FP17s or Patient Questionnaire responses are less than 100. N/A is shown where the base number of responses is less than 10 during the period. % is calculated as Quantity/Base number\*100

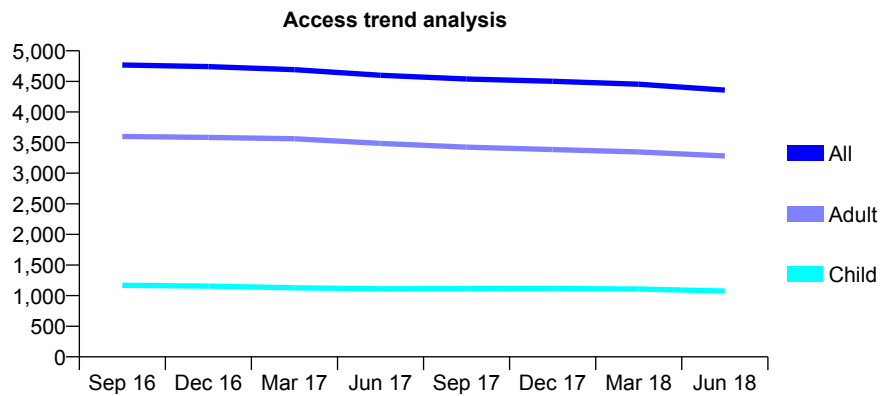
## Q57 - Vital Signs At a Glance Contract Report for 136387/0004 - June 2018

Name or company name	Dr Allen
Contract type name	GDS Contract
Purpose of contract	General
Contract start date	01/10/2013
Contract end date	

18/19 Contracted general activity (UDA)	23,406
Carry forward general activity (UDA)	0
18/19 Contracted orthodontic activity (UOA)	0
Carry forward orthodontic activity (UOA)	0
Baseline contract value	£632,275.02

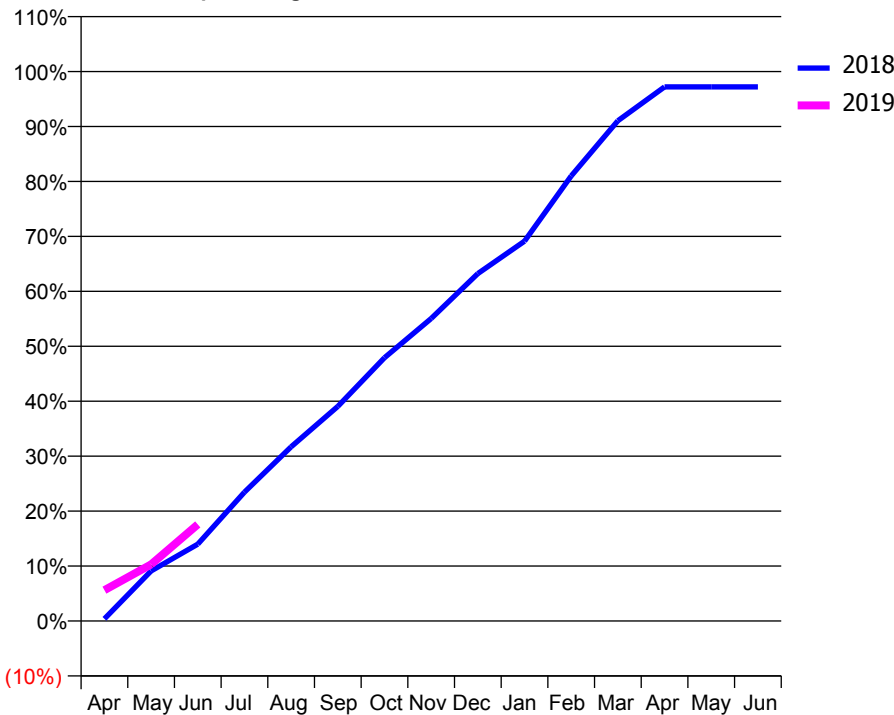
### ACCESS\*

Patients seen in 24 months	Total	Change since previous quarter
Quarter ending June 2017	4,600	
Quarter ending September 2017	4,540	↓
Quarter ending December 2017	4,502	→
Quarter ending March 2018	4,454	↓
Quarter ending June 2018	4,359	↓
<b>Variance since June 2017</b>	<b>(5.2%)</b>	<b>↓</b>



### ACTIVITY

Cumulative percentage of contracted UDA delivered 2018 & 2019



Month	Adjusted Scheduled Activity (UDA)	
	2018	2019
April	95	1,313
May	2,134	2,413
June	3,274	4,117
July	5,491	
August	7,418	
September	9,141	
October	11,215	
November	12,885	
December	14,800	
January	16,178	
February	18,958	
March	21,308	
April	22,752	
May	22,752	
June	22,752	

### QUALITY

	Quantity	Base Number	Contract	AT	Region	England
% of FP17s for the same patient ID Re-attending within 3 months - Children	22	343	6.4%	9.6%	11.3%	11.5%
% of FP17s for the same patient ID Re-attending within 3 months - Adults	141	936	15.1%	14.2%	14.9%	15.4%
% of FP17s for the same patient ID Re-attending between 3 & 9 months - Children	200	343	58.3%	56.4%	60.0%	58.9%
% of FP17s for the same patient ID Re-attending between 3 & 9 months - Adults	464	936	49.6%	50.6%	52.6%	51.6%
% of FP17s for Band 1 Urgent Courses	94	997	9.4%	8.3%	7.9%	8.9%
% of FP17s Relating to Free Repair or Replacements	0	997	0.0%	0.7%	0.8%	0.8%
% of FP17s Relating to Continuations	2	997	0.2%	0.9%	0.9%	0.9%
% of Patients satisfied with the dentistry they have received	14	15	93.3%	92.7%	93.2%	93.2%
% of Patients satisfied with the time they had to wait for an appointment	14	15	93.3%	89.5%	89.1%	88.8%

\* This is based on patients treated on this contract for their most recent course of treatment. Figures in italics indicate the base number of FP17s or Patient Questionnaire responses are less than 100. N/A is shown where the base number of responses is less than 10 during the period. % is calculated as Quantity/Base number\*100

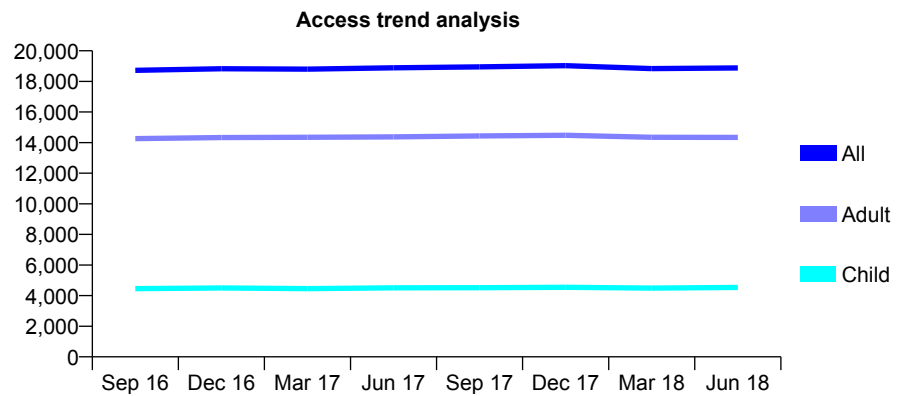
## Q57 - Vital Signs At a Glance Contract Report for 136751/0001 - June 2018

Name or company name	Crowstone Dental Centre Limited
Contract type name	GDS Contract
Purpose of contract	General
Contract start date	01/08/2007
Contract end date	

18/19 Contracted general activity (UDA)	57,626
Carry forward general activity (UDA)	0
18/19 Contracted orthodontic activity (UOA)	0
Carry forward orthodontic activity (UOA)	0
Baseline contract value	£1,720,308.33

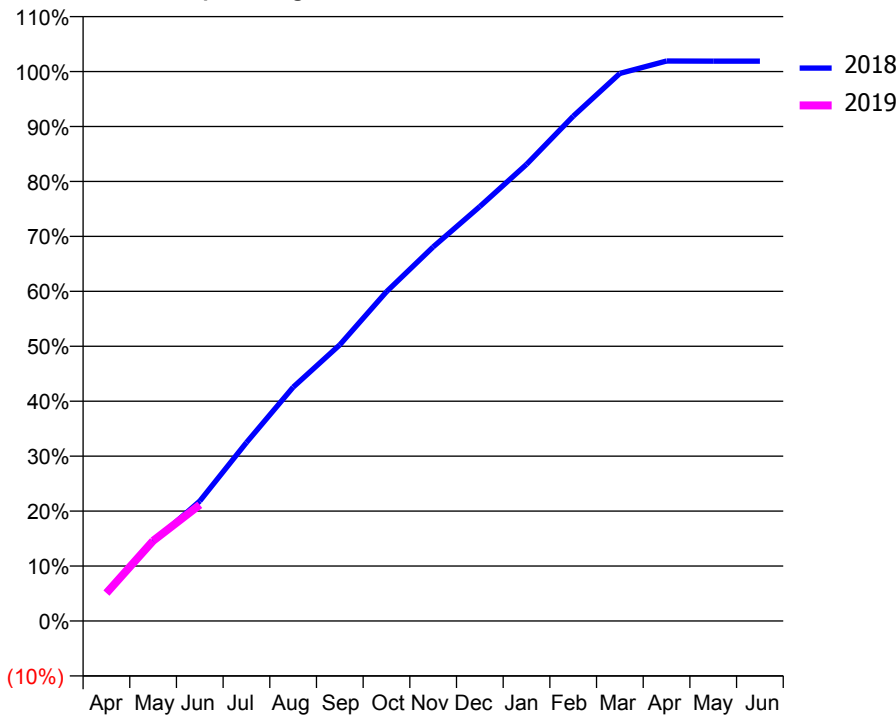
### ACCESS\*

Patients seen in 24 months	Total	Change since previous quarter
Quarter ending June 2017	18,888	
Quarter ending September 2017	18,953	→
Quarter ending December 2017	19,024	→
Quarter ending March 2018	18,835	→
Quarter ending June 2018	18,878	→
<b>Variance since June 2017</b>	<b>(0.1%)</b>	→



### ACTIVITY

Cumulative percentage of contracted UDA delivered 2018 & 2019



Month	Adjusted Scheduled Activity (UDA)	
	2018	2019
April	3,061	2,932
May	8,303	8,415
June	12,576	12,189
July	18,716	
August	24,527	
September	28,971	
October	34,527	
November	39,239	
December	43,475	
January	47,886	
February	52,931	
March	57,420	
April	58,731	
May	58,713	
June	58,711	

### QUALITY

	Quantity	Base Number	Contract	AT	Region	England
% of FP17s for the same patient ID Re-attending within 3 months - Children	84	1,567	5.4%	9.6%	11.3%	11.5%
% of FP17s for the same patient ID Re-attending within 3 months - Adults	444	4,165	10.7%	14.2%	14.9%	15.4%
% of FP17s for the same patient ID Re-attending between 3 & 9 months - Children	887	1,567	56.6%	56.4%	60.0%	58.9%
% of FP17s for the same patient ID Re-attending between 3 & 9 months - Adults	2,129	4,165	51.1%	50.6%	52.6%	51.6%
% of FP17s for Band 1 Urgent Courses	302	5,171	5.8%	8.3%	7.9%	8.9%
% of FP17s Relating to Free Repair or Replacements	57	5,171	1.1%	0.7%	0.8%	0.8%
% of FP17s Relating to Continuations	14	5,171	0.3%	0.9%	0.9%	0.9%
% of Patients satisfied with the dentistry they have received	16	17	94.1%	92.7%	93.2%	93.2%
% of Patients satisfied with the time they had to wait for an appointment	12	17	70.6%	89.5%	89.1%	88.8%

\* This is based on patients treated on this contract for their most recent course of treatment. Figures in italics indicate the base number of FP17s or Patient Questionnaire responses are less than 100. N/A is shown where the base number of responses is less than 10 during the period. % is calculated as Quantity/Base number\*100

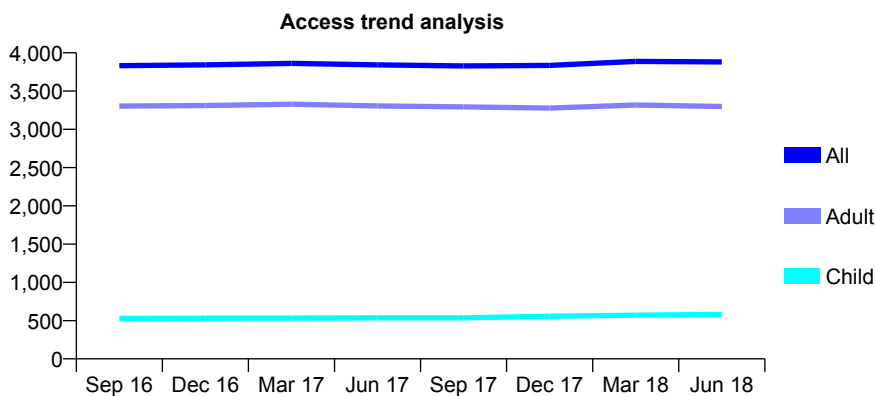
## Q57 - Vital Signs At a Glance Contract Report for 137472/0001 - June 2018

Name or company name	Toothcare Limited
Contract type name	GDS Contract
Purpose of contract	General
Contract start date	01/08/2007
Contract end date	

18/19 Contracted general activity (UDA)	12,561
Carry forward general activity (UDA)	0
18/19 Contracted orthodontic activity (UOA)	0
Carry forward orthodontic activity (UOA)	0
Baseline contract value	£286,290.48

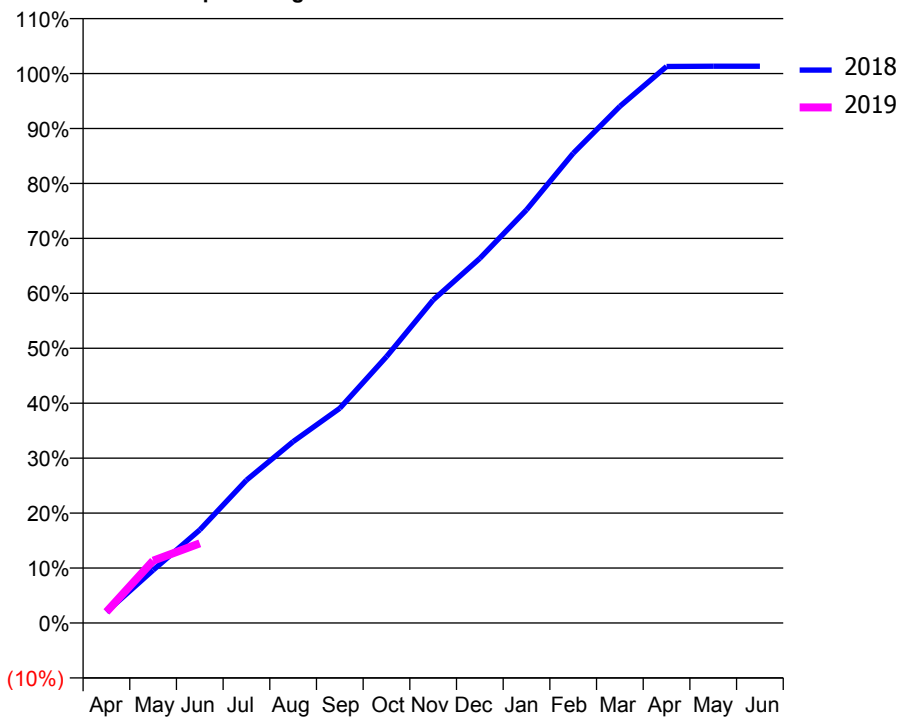
### ACCESS\*

Patients seen in 24 months	Total	Change since previous quarter
Quarter ending June 2017	3,842	
Quarter ending September 2017	3,829	→
Quarter ending December 2017	3,835	→
Quarter ending March 2018	3,888	→
Quarter ending June 2018	3,881	→
<b>Variance since June 2017</b>	<b>1.0%</b>	<b>→</b>



### ACTIVITY

Cumulative percentage of contracted UDA delivered 2018 & 2019



Month	Adjusted Scheduled Activity (UDA)	
	2018	2019
April	254	256
May	1,209	1,425
June	2,130	1,823
July	3,266	
August	4,147	
September	4,910	
October	6,089	
November	7,385	
December	8,336	
January	9,446	
February	10,738	
March	11,810	
April	12,722	
May	12,728	
June	12,728	

### QUALITY

	Quantity	Base Number	Contract	AT	Region	England
% of FP17s for the same patient ID Re-attending within 3 months - Children	15	172	8.7%	9.6%	11.3%	11.5%
% of FP17s for the same patient ID Re-attending within 3 months - Adults	156	1,106	14.1%	14.2%	14.9%	15.4%
% of FP17s for the same patient ID Re-attending between 3 & 9 months - Children	101	172	58.7%	56.4%	60.0%	58.9%
% of FP17s for the same patient ID Re-attending between 3 & 9 months - Adults	716	1,106	64.7%	50.6%	52.6%	51.6%
% of FP17s for Band 1 Urgent Courses	80	874	9.2%	8.3%	7.9%	8.9%
% of FP17s Relating to Free Repair or Replacements	23	874	2.6%	0.7%	0.8%	0.8%
% of FP17s Relating to Continuations	12	874	1.4%	0.9%	0.9%	0.9%
% of Patients satisfied with the dentistry they have received	12	13	92.3%	92.7%	93.2%	93.2%
% of Patients satisfied with the time they had to wait for an appointment	12	13	92.3%	89.5%	89.1%	88.8%

\* This is based on patients treated on this contract for their most recent course of treatment. Figures in italics indicate the base number of FP17s or Patient Questionnaire responses are less than 100. N/A is shown where the base number of responses is less than 10 during the period. % is calculated as Quantity/Base number\*100

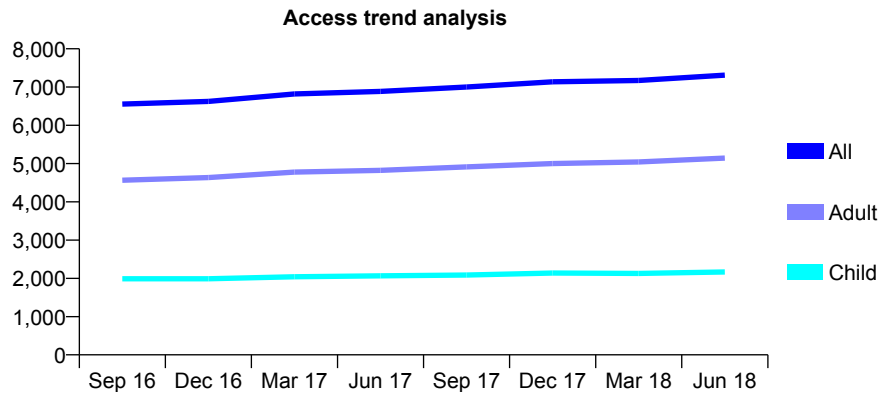
## Q57 - Vital Signs At a Glance Contract Report for 138789/0001 - June 2018

Name or company name	Mr S B Radia & Mr P Vaid
Contract type name	GDS Contract
Purpose of contract	General
Contract start date	01/10/2008
Contract end date	

18/19 Contracted general activity (UDA)	25,465
Carry forward general activity (UDA)	0
18/19 Contracted orthodontic activity (UOA)	0
Carry forward orthodontic activity (UOA)	0
Baseline contract value	£754,873.09

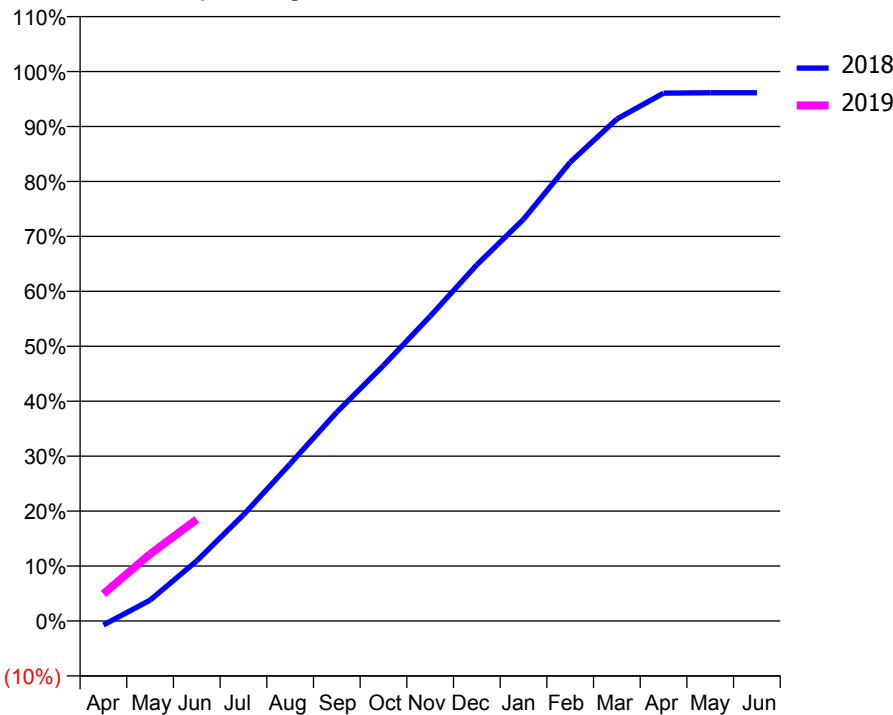
### ACCESS\*

Patients seen in 24 months	Total	Change since previous quarter
Quarter ending June 2017	6,888	
Quarter ending September 2017	7,002	→
Quarter ending December 2017	7,138	→
Quarter ending March 2018	7,171	→
Quarter ending June 2018	7,311	→
<b>Variance since June 2017</b>	<b>6.1%</b>	<b>↑</b>



### ACTIVITY

Cumulative percentage of contracted UDA delivered 2018 & 2019



Month	Adjusted Scheduled Activity (UDA)	
	2018	2019
April	-191	1,260
May	970	3,105
June	2,792	4,711
July	4,921	
August	7,282	
September	9,683	
October	11,846	
November	14,125	
December	16,512	
January	18,617	
February	21,259	
March	23,264	
April	24,462	
May	24,480	
June	24,479	

### QUALITY

	Quantity	Base Number	Contract	AT	Region	England
% of FP17s for the same patient ID Re-attending within 3 months - Children	68	716	9.5%	9.6%	11.3%	11.5%
% of FP17s for the same patient ID Re-attending within 3 months - Adults	192	1,505	12.8%	14.2%	14.9%	15.4%
% of FP17s for the same patient ID Re-attending between 3 & 9 months - Children	389	716	54.3%	56.4%	60.0%	58.9%
% of FP17s for the same patient ID Re-attending between 3 & 9 months - Adults	767	1,505	51.0%	50.6%	52.6%	51.6%
% of FP17s for Band 1 Urgent Courses	122	1,836	6.6%	8.3%	7.9%	8.9%
% of FP17s Relating to Free Repair or Replacements	10	1,836	0.5%	0.7%	0.8%	0.8%
% of FP17s Relating to Continuations	2	1,836	0.1%	0.9%	0.9%	0.9%
% of Patients satisfied with the dentistry they have received	4	5	N/A	92.7%	93.2%	93.2%
% of Patients satisfied with the time they had to wait for an appointment	4	5	N/A	89.5%	89.1%	88.8%

\* This is based on patients treated on this contract for their most recent course of treatment. Figures in italics indicate the base number of FP17s or Patient Questionnaire responses are less than 100. N/A is shown where the base number of responses is less than 10 during the period. % is calculated as Quantity/Base number\*100

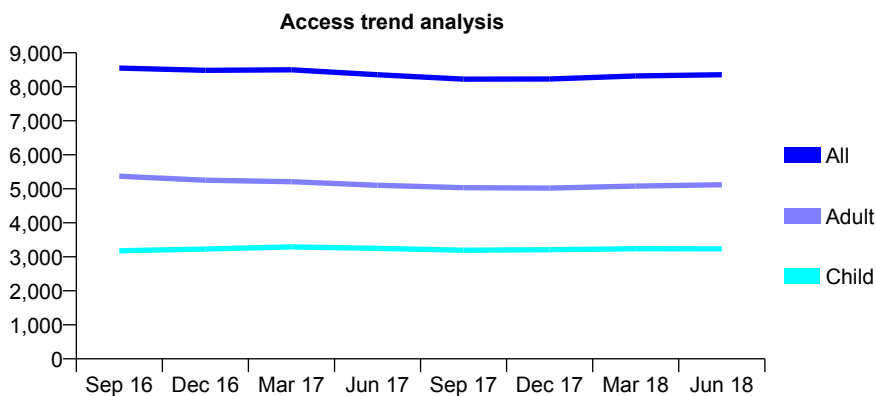
## Q57 - Vital Signs At a Glance Contract Report for 139602/0001 - June 2018

Name or company name	Mr P D S N Datta
Contract type name	GDS Contract
Purpose of contract	General
Contract start date	01/04/2014
Contract end date	

18/19 Contracted general activity (UDA)	19,930
Carry forward general activity (UDA)	0
18/19 Contracted orthodontic activity (UOA)	0
Carry forward orthodontic activity (UOA)	0
Baseline contract value	£473,232.89

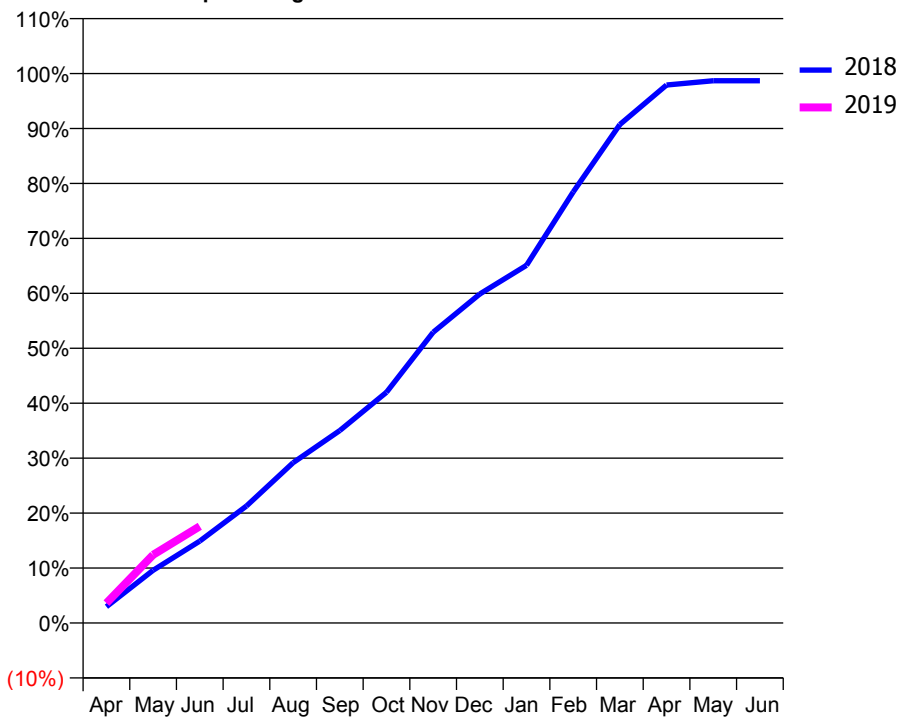
### ACCESS\*

Patients seen in 24 months	Total	Change since previous quarter
Quarter ending June 2017	8,353	
Quarter ending September 2017	8,227	↓
Quarter ending December 2017	8,229	→
Quarter ending March 2018	8,318	→
Quarter ending June 2018	8,355	→
<b>Variance since June 2017</b>	<b>0.0%</b>	<b>→</b>



### ACTIVITY

Cumulative percentage of contracted UDA delivered 2018 & 2019



Adjusted Scheduled Activity (UDA)		
Month	2018	2019
April	593	723
May	1,910	2,475
June	2,974	3,508
July	4,245	
August	5,816	
September	6,979	
October	8,367	
November	10,546	
December	11,934	
January	12,974	
February	15,632	
March	18,081	
April	19,515	
May	19,665	
June	19,669	

### QUALITY

	Quantity	Base Number	Contract	AT	Region	England
% of FP17s for the same patient ID Re-attending within 3 months - Children	54	746	7.2%	9.6%	11.3%	11.5%
% of FP17s for the same patient ID Re-attending within 3 months - Adults	252	1,366	18.4%	14.2%	14.9%	15.4%
% of FP17s for the same patient ID Re-attending between 3 & 9 months - Children	260	746	34.9%	56.4%	60.0%	58.9%
% of FP17s for the same patient ID Re-attending between 3 & 9 months - Adults	409	1,366	29.9%	50.6%	52.6%	51.6%
% of FP17s for Band 1 Urgent Courses	130	1,371	9.5%	8.3%	7.9%	8.9%
% of FP17s Relating to Free Repair or Replacements	0	1,371	0.0%	0.7%	0.8%	0.8%
% of FP17s Relating to Continuations	21	1,371	1.5%	0.9%	0.9%	0.9%
% of Patients satisfied with the dentistry they have received	7	7	N/A	92.7%	93.2%	93.2%
% of Patients satisfied with the time they had to wait for an appointment	7	7	N/A	89.5%	89.1%	88.8%

\* This is based on patients treated on this contract for their most recent course of treatment. Figures in italics indicate the base number of FP17s or Patient Questionnaire responses are less than 100. N/A is shown where the base number of responses is less than 10 during the period. % is calculated as Quantity/Base number\*100



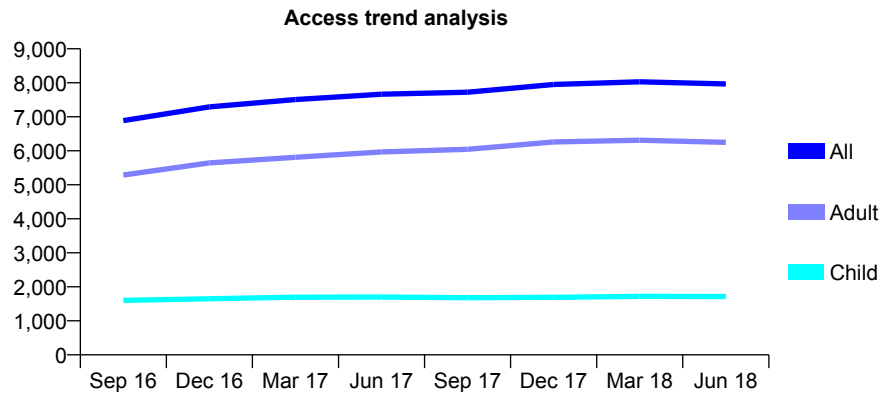
## Q57 - Vital Signs At a Glance Contract Report for 139742/0001 - June 2018

Name or company name	Apex Dental Care Ltd
Contract type name	Pilot Contract
Purpose of contract	General
Contract start date	01/01/2015
Contract end date	

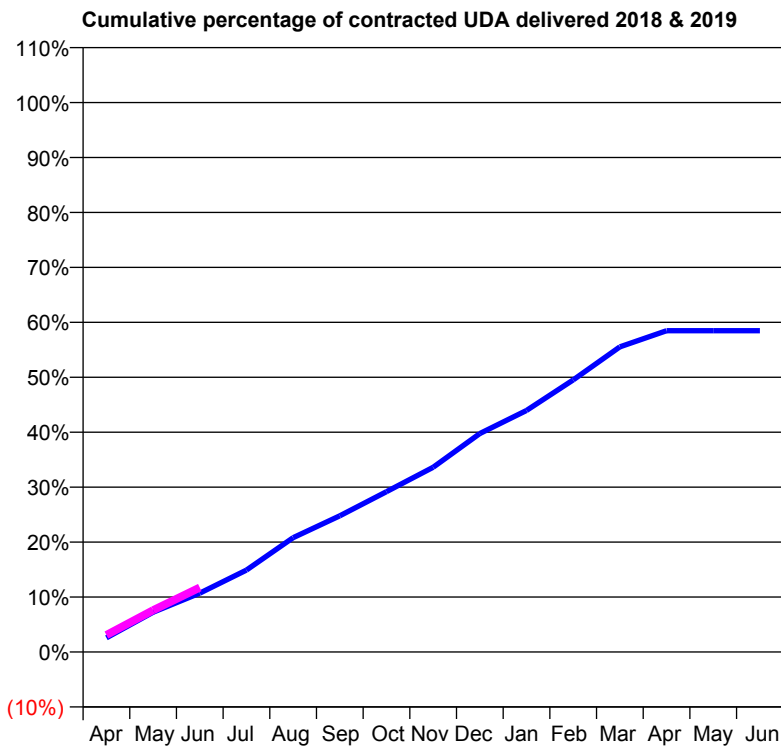
18/19 Contracted general activity (UDA)	26,597
Carry forward general activity (UDA)	0
18/19 Contracted orthodontic activity (UOA)	0
Carry forward orthodontic activity (UOA)	0
Baseline contract value	£735,641.49

### ACCESS\*

Patients seen in 24 months	Total	Change since previous quarter
Quarter ending June 2017	7,665	
Quarter ending September 2017	7,725	→
Quarter ending December 2017	7,951	↑
Quarter ending March 2018	8,029	→
Quarter ending June 2018	7,966	→
<b>Variance since June 2017</b>	<b>3.9%</b>	<b>↑</b>



### ACTIVITY



Month	Adjusted Scheduled Activity (UDA)	
	2018	2019
April	686	822
May	1,929	2,026
June	2,847	3,124
July	3,963	
August	5,537	
September	6,593	
October	7,761	
November	8,944	
December	10,575	
January	11,689	
February	13,168	
March	14,769	
April	15,549	
May	15,550	
June	15,550	

### QUALITY

	Quantity	Base Number	Contract	AT	Region	England
% of FP17s for the same patient ID Re-attending within 3 months - Children	24	497	4.8%	9.6%	11.3%	11.5%
% of FP17s for the same patient ID Re-attending within 3 months - Adults	236	1,652	14.3%	14.2%	14.9%	15.4%
% of FP17s for the same patient ID Re-attending between 3 & 9 months - Children	186	497	37.4%	56.4%	60.0%	58.9%
% of FP17s for the same patient ID Re-attending between 3 & 9 months - Adults	646	1,652	39.1%	50.6%	52.6%	51.6%
% of FP17s for Band 1 Urgent Courses	189	1,797	10.5%	8.3%	7.9%	8.9%
% of FP17s Relating to Free Repair or Replacements	4	1,797	0.2%	0.7%	0.8%	0.8%
% of FP17s Relating to Continuations	28	1,797	1.6%	0.9%	0.9%	0.9%
% of Patients satisfied with the dentistry they have received	5	6	N/A	92.7%	93.2%	93.2%
% of Patients satisfied with the time they had to wait for an appointment	5	6	N/A	89.5%	89.1%	88.8%

\* This is based on patients treated on this contract for their most recent course of treatment. Figures in italics indicate the base number of FP17s or Patient Questionnaire responses are less than 100. N/A is shown where the base number of responses is less than 10 during the period. % is calculated as Quantity/Base number\*100

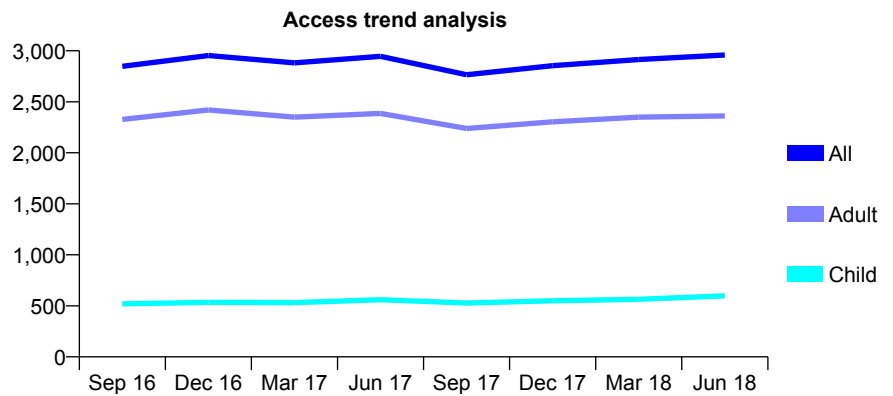
## Q57 - Vital Signs At a Glance Contract Report for 140171/0001 - June 2018

Name or company name	The Toothplace Dental Surgery Limited
Contract type name	GDS Contract
Purpose of contract	General
Contract start date	01/12/2010
Contract end date	

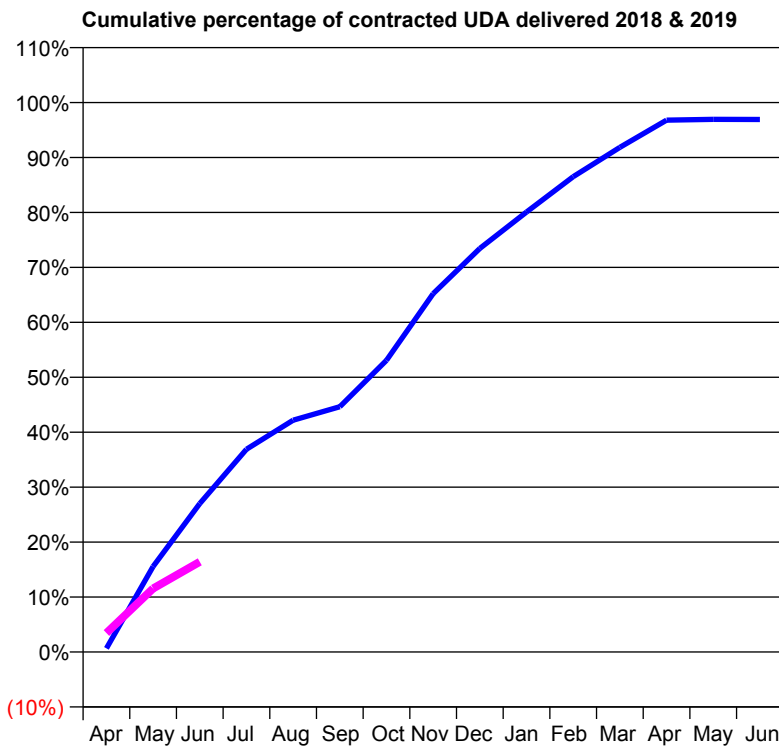
18/19 Contracted general activity (UDA)	12,114
Carry forward general activity (UDA)	0
18/19 Contracted orthodontic activity (UOA)	0
Carry forward orthodontic activity (UOA)	0
Baseline contract value	£381,094.31

### ACCESS\*

Patients seen in 24 months	Total	Change since previous quarter
Quarter ending June 2017	2,946	
Quarter ending September 2017	2,765	↓
Quarter ending December 2017	2,854	↑
Quarter ending March 2018	2,914	↑
Quarter ending June 2018	2,959	→
<b>Variance since June 2017</b>	<b>0.4%</b>	<b>→</b>



### ACTIVITY



Month	Adjusted Scheduled Activity (UDA)	
	2018	2019
April	80	418
May	1,887	1,401
June	3,274	1,989
July	4,470	
August	5,112	
September	5,409	
October	6,429	
November	7,899	
December	8,898	
January	9,698	
February	10,477	
March	11,126	
April	11,726	
May	11,741	
June	11,740	

### QUALITY

	Quantity	Base Number	Contract	AT	Region	England
% of FP17s for the same patient ID Re-attending within 3 months - Children	16	218	7.3%	9.6%	11.3%	11.5%
% of FP17s for the same patient ID Re-attending within 3 months - Adults	79	951	8.3%	14.2%	14.9%	15.4%
% of FP17s for the same patient ID Re-attending between 3 & 9 months - Children	108	218	49.5%	56.4%	60.0%	58.9%
% of FP17s for the same patient ID Re-attending between 3 & 9 months - Adults	572	951	60.1%	50.6%	52.6%	51.6%
% of FP17s for Band 1 Urgent Courses	67	947	7.1%	8.3%	7.9%	8.9%
% of FP17s Relating to Free Repair or Replacements	8	947	0.8%	0.7%	0.8%	0.8%
% of FP17s Relating to Continuations	1	947	0.1%	0.9%	0.9%	0.9%
% of Patients satisfied with the dentistry they have received	2	2	N/A	92.7%	93.2%	93.2%
% of Patients satisfied with the time they had to wait for an appointment	2	2	N/A	89.5%	89.1%	88.8%

\* This is based on patients treated on this contract for their most recent course of treatment. Figures in italics indicate the base number of FP17s or Patient Questionnaire responses are less than 100. N/A is shown where the base number of responses is less than 10 during the period. % is calculated as Quantity/Base number\*100

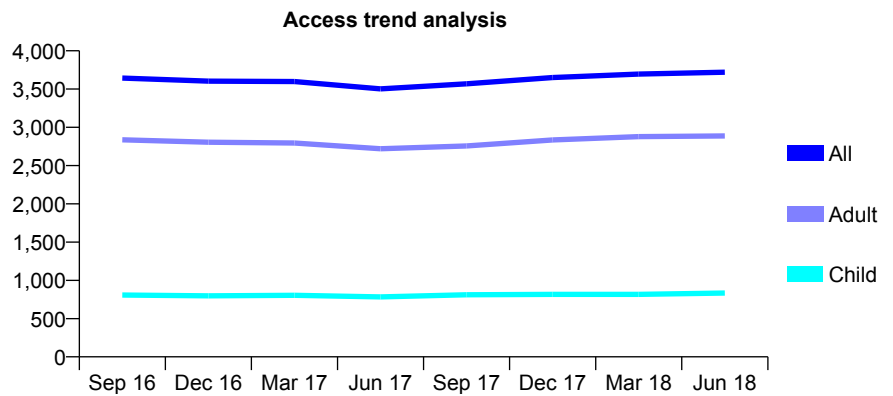
## Q57 - Vital Signs At a Glance Contract Report for 142751/0001 - June 2018

Name or company name	Market Square Dental Practice
Contract type name	GDS Contract
Purpose of contract	General
Contract start date	01/09/2010
Contract end date	

18/19 Contracted general activity (UDA)	10,968
Carry forward general activity (UDA)	0
18/19 Contracted orthodontic activity (UOA)	0
Carry forward orthodontic activity (UOA)	0
Baseline contract value	£295,342.02

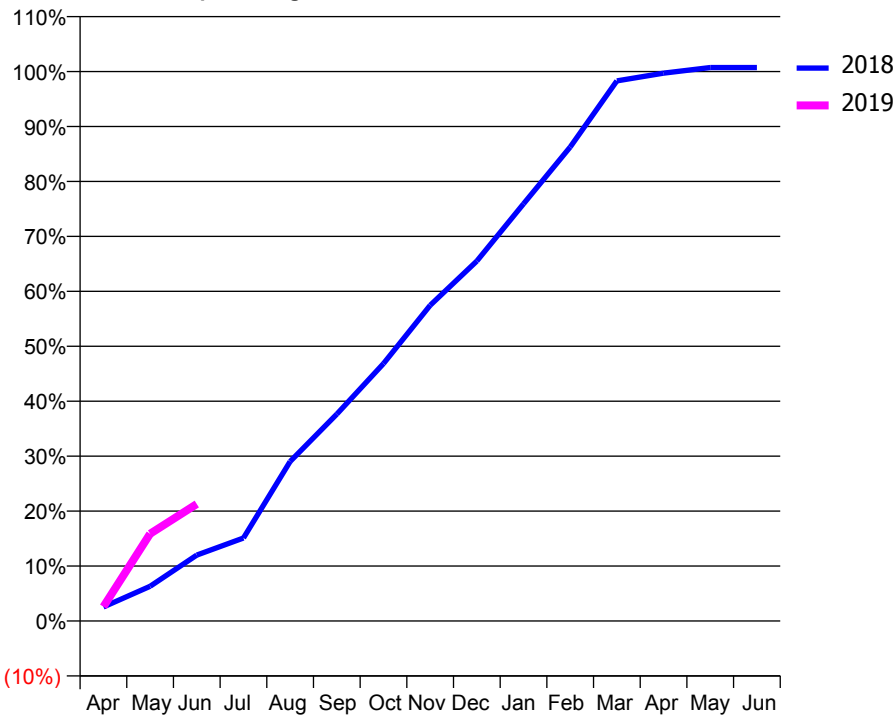
### ACCESS\*

Patients seen in 24 months	Total	Change since previous quarter
Quarter ending June 2017	3,503	
Quarter ending September 2017	3,568	→
Quarter ending December 2017	3,650	↑
Quarter ending March 2018	3,696	→
Quarter ending June 2018	3,721	→
<b>Variance since June 2017</b>	<b>6.2%</b>	<b>↑</b>



### ACTIVITY

Cumulative percentage of contracted UDA delivered 2018 & 2019



Month	Adjusted Scheduled Activity (UDA)	
	2018	2019
April	281	285
May	694	1,743
June	1,317	2,335
July	1,657	
August	3,186	
September	4,130	
October	5,139	
November	6,302	
December	7,186	
January	8,327	
February	9,460	
March	10,780	
April	10,935	
May	11,048	
June	11,048	

### QUALITY

	Quantity	Base Number	Contract	AT	Region	England
% of FP17s for the same patient ID Re-attending within 3 months - Children	14	229	6.1%	9.6%	11.3%	11.5%
% of FP17s for the same patient ID Re-attending within 3 months - Adults	82	756	10.8%	14.2%	14.9%	15.4%
% of FP17s for the same patient ID Re-attending between 3 & 9 months - Children	117	229	51.1%	56.4%	60.0%	58.9%
% of FP17s for the same patient ID Re-attending between 3 & 9 months - Adults	373	756	49.3%	50.6%	52.6%	51.6%
% of FP17s for Band 1 Urgent Courses	40	904	4.4%	8.3%	7.9%	8.9%
% of FP17s Relating to Free Repair or Replacements	8	904	0.9%	0.7%	0.8%	0.8%
% of FP17s Relating to Continuations	3	904	0.3%	0.9%	0.9%	0.9%
% of Patients satisfied with the dentistry they have received	2	2	N/A	92.7%	93.2%	93.2%
% of Patients satisfied with the time they had to wait for an appointment	2	2	N/A	89.5%	89.1%	88.8%

\* This is based on patients treated on this contract for their most recent course of treatment. Figures in italics indicate the base number of FP17s or Patient Questionnaire responses are less than 100. N/A is shown where the base number of responses is less than 10 during the period. % is calculated as Quantity/Base number\*100

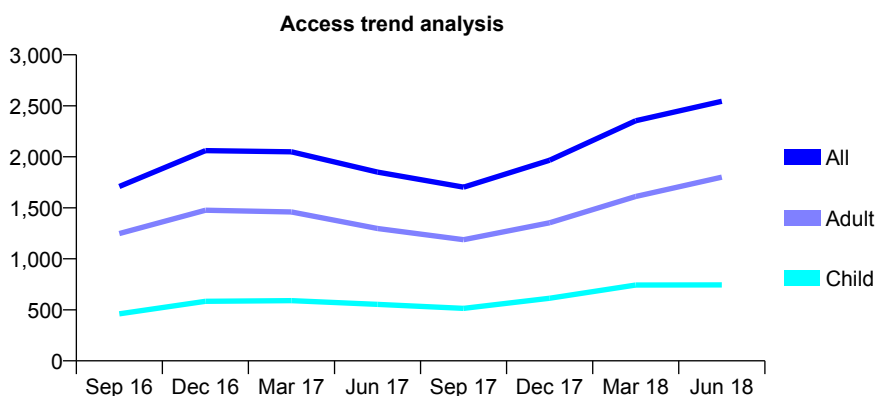
## Q57 - Vital Signs At a Glance Contract Report for 143936/0001 - June 2018

Name or company name	Kangi Surgery Ltd
Contract type name	GDS Contract
Purpose of contract	General
Contract start date	01/04/2011
Contract end date	

18/19 Contracted general activity (UDA)	4,813
Carry forward general activity (UDA)	0
18/19 Contracted orthodontic activity (UOA)	0
Carry forward orthodontic activity (UOA)	0
Baseline contract value	£116,580.25

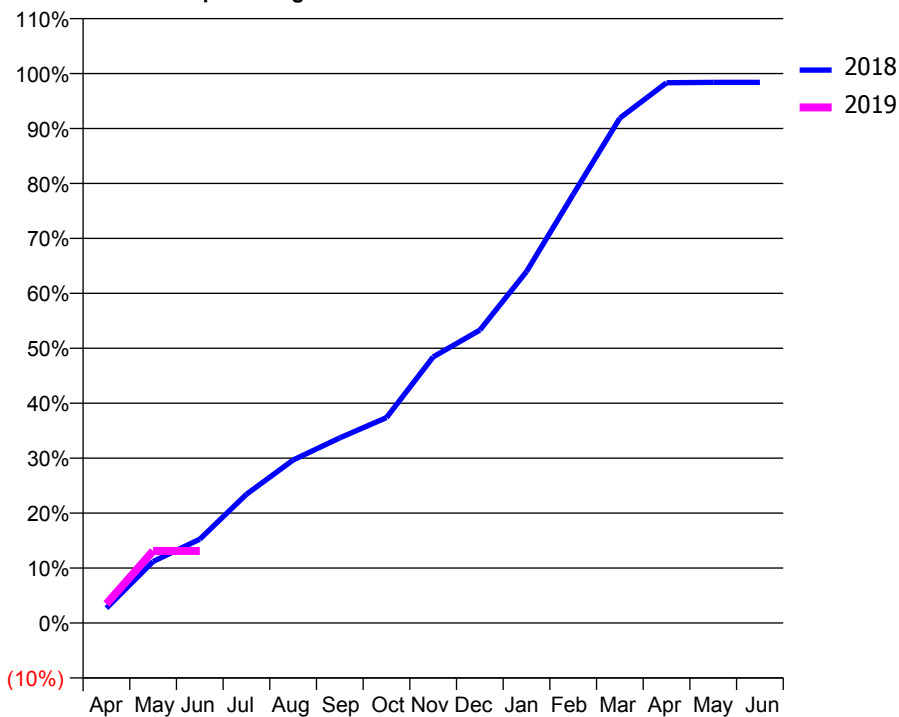
### ACCESS\*

Patients seen in 24 months	Total	Change since previous quarter
Quarter ending June 2017	1,850	
Quarter ending September 2017	1,703	↓
Quarter ending December 2017	1,967	↑
Quarter ending March 2018	2,354	↑
Quarter ending June 2018	2,545	↑
<b>Variance since June 2017</b>	<b>37.6%</b>	<b>↑</b>



### ACTIVITY

Cumulative percentage of contracted UDA delivered 2018 & 2019



Adjusted Scheduled Activity (UDA)

Month	2018	2019
April	130	168
May	540	632
June	735	632
July	1,127	
August	1,428	
September	1,621	
October	1,800	
November	2,331	
December	2,566	
January	3,078	
February	3,755	
March	4,422	
April	4,732	
May	4,736	
June	4,736	

### QUALITY

	Quantity	Base Number	Contract	AT	Region	England
% of FP17s for the same patient ID Re-attending within 3 months - Children	7	135	5.2%	9.6%	11.3%	11.5%
% of FP17s for the same patient ID Re-attending within 3 months - Adults	32	411	7.8%	14.2%	14.9%	15.4%
% of FP17s for the same patient ID Re-attending between 3 & 9 months - Children	48	135	35.6%	56.4%	60.0%	58.9%
% of FP17s for the same patient ID Re-attending between 3 & 9 months - Adults	78	411	19.0%	50.6%	52.6%	51.6%
% of FP17s for Band 1 Urgent Courses	63	401	15.7%	8.3%	7.9%	8.9%
% of FP17s Relating to Free Repair or Replacements	0	401	0.0%	0.7%	0.8%	0.8%
% of FP17s Relating to Continuations	1	401	0.2%	0.9%	0.9%	0.9%
% of Patients satisfied with the dentistry they have received	6	7	N/A	92.7%	93.2%	93.2%
% of Patients satisfied with the time they had to wait for an appointment	7	7	N/A	89.5%	89.1%	88.8%

\* This is based on patients treated on this contract for their most recent course of treatment. Figures in italics indicate the base number of FP17s or Patient Questionnaire responses are less than 100. N/A is shown where the base number of responses is less than 10 during the period. % is calculated as Quantity/Base number\*100

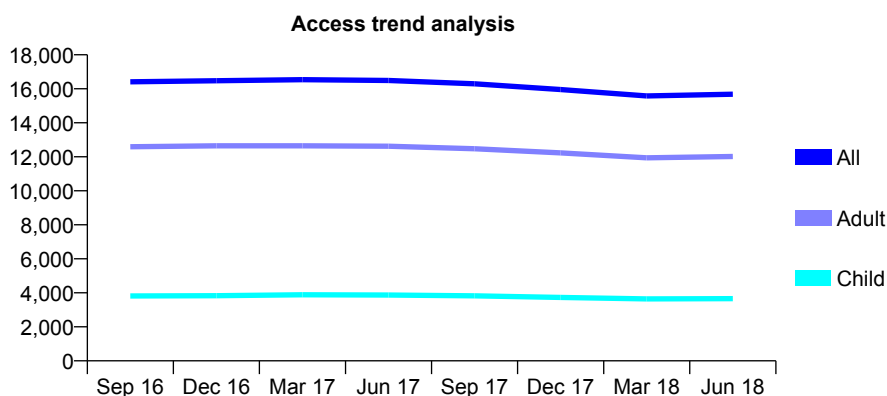
## Q57 - Vital Signs At a Glance Contract Report for 145394/0001 - June 2018

Name or company name	Ongar Road Dental Practice
Contract type name	GDS Contract
Purpose of contract	General
Contract start date	01/04/2006
Contract end date	

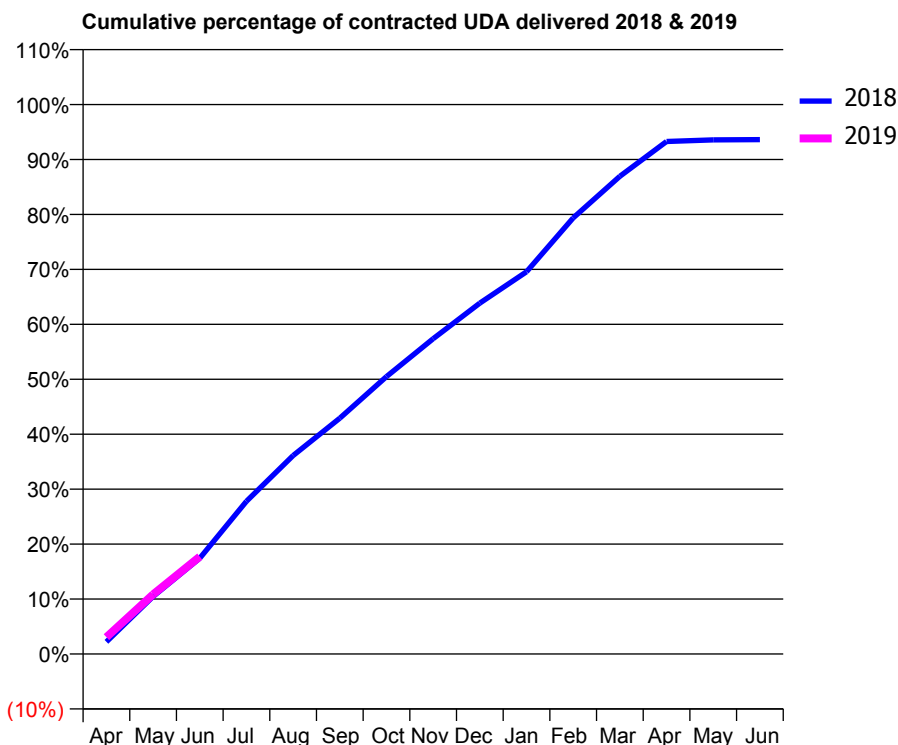
18/19 Contracted general activity (UDA)	43,259
Carry forward general activity (UDA)	0
18/19 Contracted orthodontic activity (UOA)	0
Carry forward orthodontic activity (UOA)	0
Baseline contract value	£1,077,979.54

### ACCESS\*

Patients seen in 24 months	Total	Change since previous quarter
Quarter ending June 2017	16,494	
Quarter ending September 2017	16,295	↓
Quarter ending December 2017	15,957	↓
Quarter ending March 2018	15,584	↓
Quarter ending June 2018	15,682	→
<b>Variance since June 2017</b>	<b>(4.9%)</b>	<b>↓</b>



### ACTIVITY



Month	Adjusted Scheduled Activity (UDA)	
	2018	2019
April	965	1,330
May	4,526	4,693
June	7,547	7,669
July	12,025	
August	15,627	
September	18,563	
October	21,837	
November	24,817	
December	27,624	
January	30,095	
February	34,328	
March	37,608	
April	40,345	
May	40,476	
June	40,496	

### QUALITY

	Quantity	Base Number	Contract	AT	Region	England
% of FP17s for the same patient ID Re-attending within 3 months - Children	75	1,304	5.8%	9.6%	11.3%	11.5%
% of FP17s for the same patient ID Re-attending within 3 months - Adults	444	3,905	11.4%	14.2%	14.9%	15.4%
% of FP17s for the same patient ID Re-attending between 3 & 9 months - Children	591	1,304	45.3%	56.4%	60.0%	58.9%
% of FP17s for the same patient ID Re-attending between 3 & 9 months - Adults	1,738	3,905	44.5%	50.6%	52.6%	51.6%
% of FP17s for Band 1 Urgent Courses	255	3,791	6.7%	8.3%	7.9%	8.9%
% of FP17s Relating to Free Repair or Replacements	53	3,791	1.4%	0.7%	0.8%	0.8%
% of FP17s Relating to Continuations	32	3,791	0.8%	0.9%	0.9%	0.9%
% of Patients satisfied with the dentistry they have received	12	13	92.3%	92.7%	93.2%	93.2%
% of Patients satisfied with the time they had to wait for an appointment	12	13	92.3%	89.5%	89.1%	88.8%

\* This is based on patients treated on this contract for their most recent course of treatment. Figures in italics indicate the base number of FP17s or Patient Questionnaire responses are less than 100. N/A is shown where the base number of responses is less than 10 during the period. % is calculated as Quantity/Base number\*100

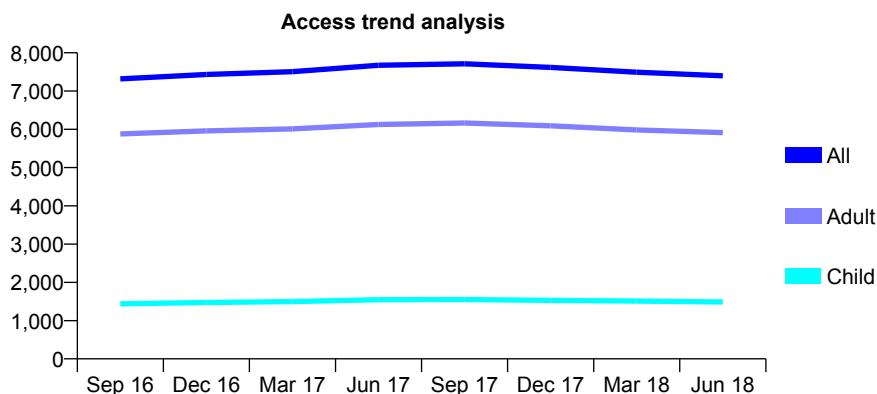
## Q57 - Vital Signs At a Glance Contract Report for 146994/0001 - June 2018

Name or company name	Ms N Ahmed
Contract type name	GDS Contract
Purpose of contract	General
Contract start date	01/04/2011
Contract end date	

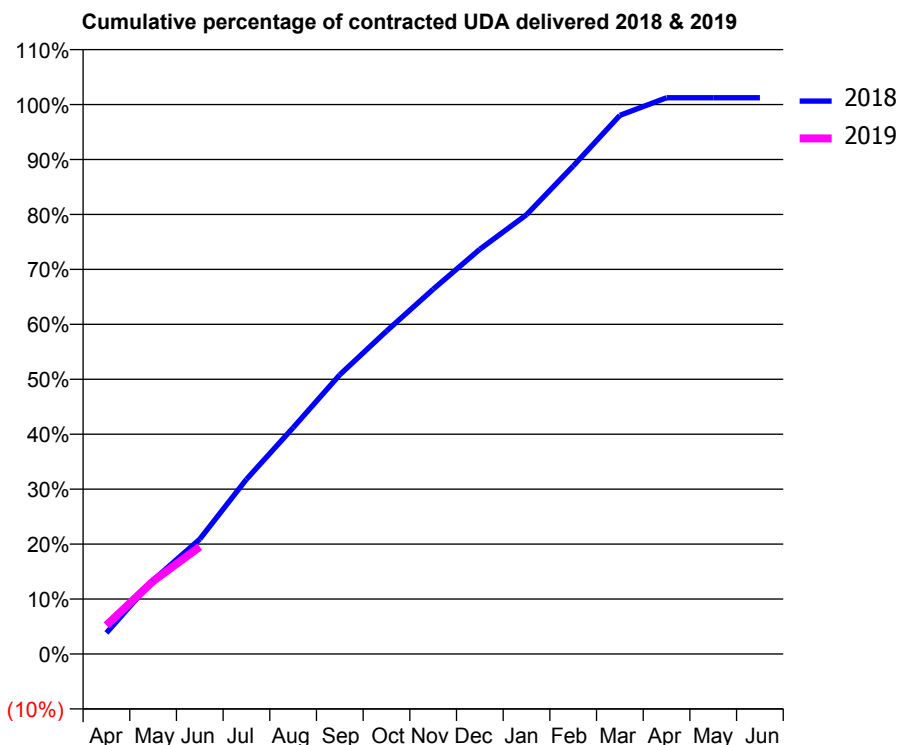
18/19 Contracted general activity (UDA)	20,028
Carry forward general activity (UDA)	0
18/19 Contracted orthodontic activity (UOA)	0
Carry forward orthodontic activity (UOA)	0
Baseline contract value	£491,215.74

### ACCESS\*

Patients seen in 24 months	Total	Change since previous quarter
Quarter ending June 2017	7,673	
Quarter ending September 2017	7,714	→
Quarter ending December 2017	7,617	↓
Quarter ending March 2018	7,493	↓
Quarter ending June 2018	7,398	↓
<b>Variance since June 2017</b>	<b>(3.6%)</b>	<b>↓</b>



### ACTIVITY



Month	Adjusted Scheduled Activity (UDA)	
	2018	2019
April	771	1,047
May	2,691	2,654
June	4,185	3,908
July	6,369	
August	8,250	
September	10,181	
October	11,770	
November	13,296	
December	14,755	
January	16,010	
February	17,786	
March	19,633	
April	20,275	
May	20,275	
June	20,275	

### QUALITY

	Quantity	Base Number	Contract	AT	Region	England
% of FP17s for the same patient ID Re-attending within 3 months - Children	23	547	4.2%	9.6%	11.3%	11.5%
% of FP17s for the same patient ID Re-attending within 3 months - Adults	260	2,057	12.6%	14.2%	14.9%	15.4%
% of FP17s for the same patient ID Re-attending between 3 & 9 months - Children	387	547	70.7%	56.4%	60.0%	58.9%
% of FP17s for the same patient ID Re-attending between 3 & 9 months - Adults	1,237	2,057	60.1%	50.6%	52.6%	51.6%
% of FP17s for Band 1 Urgent Courses	136	2,299	5.9%	8.3%	7.9%	8.9%
% of FP17s Relating to Free Repair or Replacements	21	2,299	0.9%	0.7%	0.8%	0.8%
% of FP17s Relating to Continuations	44	2,299	1.9%	0.9%	0.9%	0.9%
% of Patients satisfied with the dentistry they have received	8	8	N/A	92.7%	93.2%	93.2%
% of Patients satisfied with the time they had to wait for an appointment	8	8	N/A	89.5%	89.1%	88.8%

\* This is based on patients treated on this contract for their most recent course of treatment. Figures in italics indicate the base number of FP17s or Patient Questionnaire responses are less than 100. N/A is shown where the base number of responses is less than 10 during the period. % is calculated as Quantity/Base number\*100

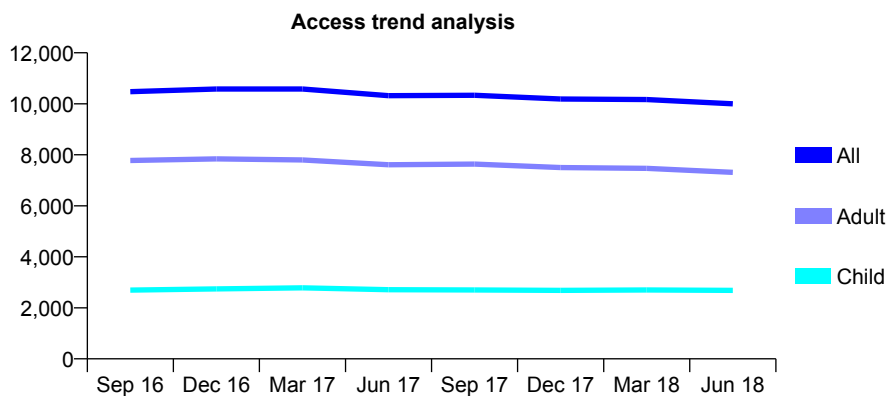
## Q57 - Vital Signs At a Glance Contract Report for 147923/0001 - June 2018

Name or company name	Southend Dental Care
Contract type name	PDS Plus Contract
Purpose of contract	General
Contract start date	01/12/2011
Contract end date	31/03/2019

18/19 Contracted general activity (UDA)	28,000
Carry forward general activity (UDA)	0
18/19 Contracted orthodontic activity (UOA)	0
Carry forward orthodontic activity (UOA)	0
Baseline contract value	£646,260.27

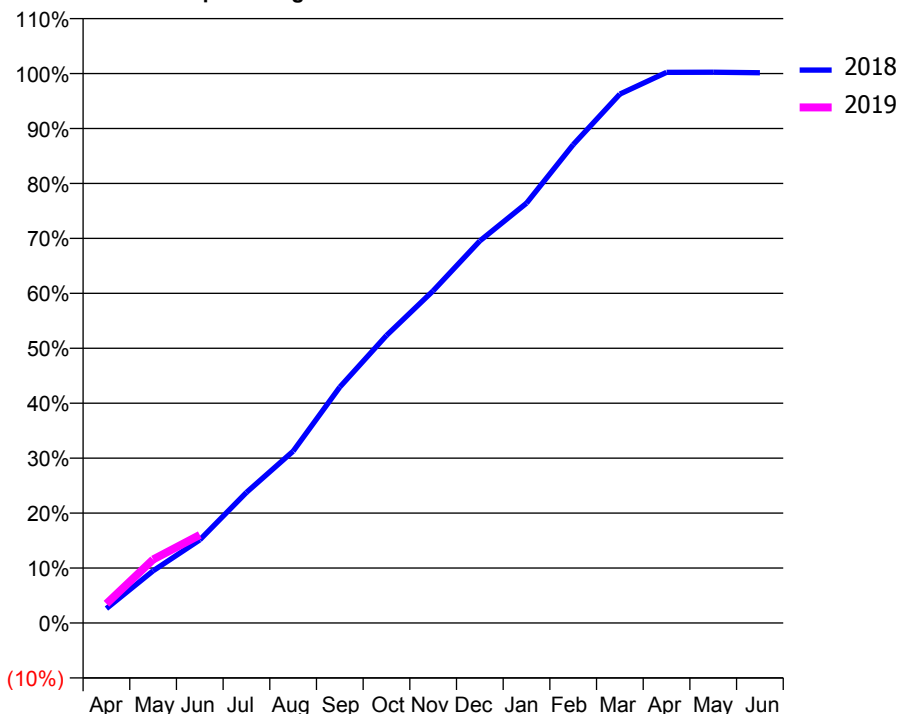
### ACCESS\*

Patients seen in 24 months	Total	Change since previous quarter
Quarter ending June 2017	10,318	
Quarter ending September 2017	10,335	→
Quarter ending December 2017	10,188	↓
Quarter ending March 2018	10,169	→
Quarter ending June 2018	10,000	↓
<b>Variance since June 2017</b>	<b>(3.1%)</b>	<b>↓</b>



### ACTIVITY

Cumulative percentage of contracted UDA delivered 2018 & 2019



Month	Adjusted Scheduled Activity (UDA)	
	2018	2019
April	737	980
May	2,657	3,239
June	4,233	4,489
July	6,655	
August	8,755	
September	12,021	
October	14,653	
November	16,930	
December	19,468	
January	21,395	
February	24,374	
March	26,952	
April	28,057	
May	28,067	
June	28,040	

### QUALITY

	Quantity	Base Number	Contract	AT	Region	England
% of FP17s for the same patient ID Re-attending within 3 months - Children	50	751	6.7%	9.6%	11.3%	11.5%
% of FP17s for the same patient ID Re-attending within 3 months - Adults	248	1,757	14.1%	14.2%	14.9%	15.4%
% of FP17s for the same patient ID Re-attending between 3 & 9 months - Children	407	751	54.2%	56.4%	60.0%	58.9%
% of FP17s for the same patient ID Re-attending between 3 & 9 months - Adults	758	1,757	43.1%	50.6%	52.6%	51.6%
% of FP17s for Band 1 Urgent Courses	208	2,054	10.1%	8.3%	7.9%	8.9%
% of FP17s Relating to Free Repair or Replacements	1	2,054	0.0%	0.7%	0.8%	0.8%
% of FP17s Relating to Continuations	2	2,054	0.1%	0.9%	0.9%	0.9%
% of Patients satisfied with the dentistry they have received	11	12	91.7%	92.7%	93.2%	93.2%
% of Patients satisfied with the time they had to wait for an appointment	11	12	91.7%	89.5%	89.1%	88.8%

\* This is based on patients treated on this contract for their most recent course of treatment. Figures in italics indicate the base number of FP17s or Patient Questionnaire responses are less than 100. N/A is shown where the base number of responses is less than 10 during the period. % is calculated as Quantity/Base number\*100

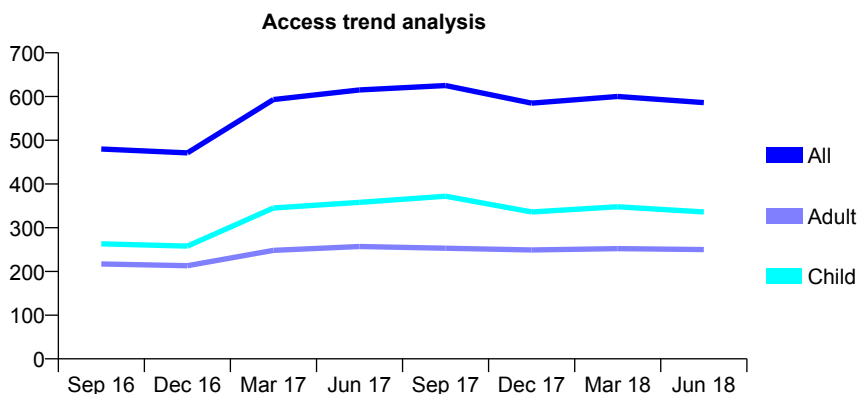
## Q57 - Vital Signs At a Glance Contract Report for 150843/0001 - June 2018

Name or company name	MJ Dooley (Dental Surgeon) Ltd
Contract type name	GDS Contract
Purpose of contract	General
Contract start date	01/11/2010
Contract end date	

18/19 Contracted general activity (UDA)	1,100
Carry forward general activity (UDA)	0
18/19 Contracted orthodontic activity (UOA)	0
Carry forward orthodontic activity (UOA)	0
Baseline contract value	£24,419.72

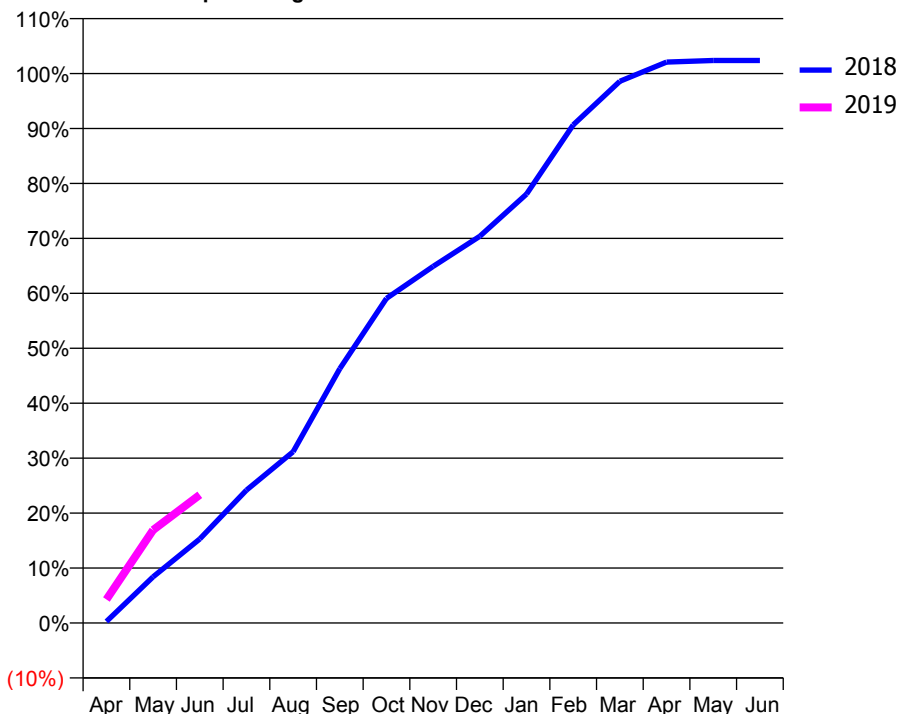
### ACCESS\*

Patients seen in 24 months	Total	Change since previous quarter
Quarter ending June 2017	615	
Quarter ending September 2017	625	→
Quarter ending December 2017	585	↓
Quarter ending March 2018	600	↑
Quarter ending June 2018	586	↓
<b>Variance since June 2017</b>	<b>(4.7%)</b>	<b>↓</b>



### ACTIVITY

Cumulative percentage of contracted UDA delivered 2018 & 2019



Adjusted Scheduled Activity (UDA)

Month	2018	2019
April	3	47
May	93	186
June	168	257
July	266	
August	343	
September	509	
October	650	
November	714	
December	774	
January	859	
February	997	
March	1,084	
April	1,123	
May	1,126	
June	1,126	

### QUALITY

	Quantity	Base Number	Contract	AT	Region	England
% of FP17s for the same patient ID Re-attending within 3 months - Children	0	80	0.0%	9.6%	11.3%	11.5%
% of FP17s for the same patient ID Re-attending within 3 months - Adults	9	52	17.3%	14.2%	14.9%	15.4%
% of FP17s for the same patient ID Re-attending between 3 & 9 months - Children	36	80	45.0%	56.4%	60.0%	58.9%
% of FP17s for the same patient ID Re-attending between 3 & 9 months - Adults	23	52	44.2%	50.6%	52.6%	51.6%
% of FP17s for Band 1 Urgent Courses	3	115	2.6%	8.3%	7.9%	8.9%
% of FP17s Relating to Free Repair or Replacements	0	115	0.0%	0.7%	0.8%	0.8%
% of FP17s Relating to Continuations	3	115	2.6%	0.9%	0.9%	0.9%
% of Patients satisfied with the dentistry they have received	0	0	N/A	92.7%	93.2%	93.2%
% of Patients satisfied with the time they had to wait for an appointment	0	0	N/A	89.5%	89.1%	88.8%

\* This is based on patients treated on this contract for their most recent course of treatment. Figures in italics indicate the base number of FP17s or Patient Questionnaire responses are less than 100. N/A is shown where the base number of responses is less than 10 during the period. % is calculated as Quantity/Base number\*100



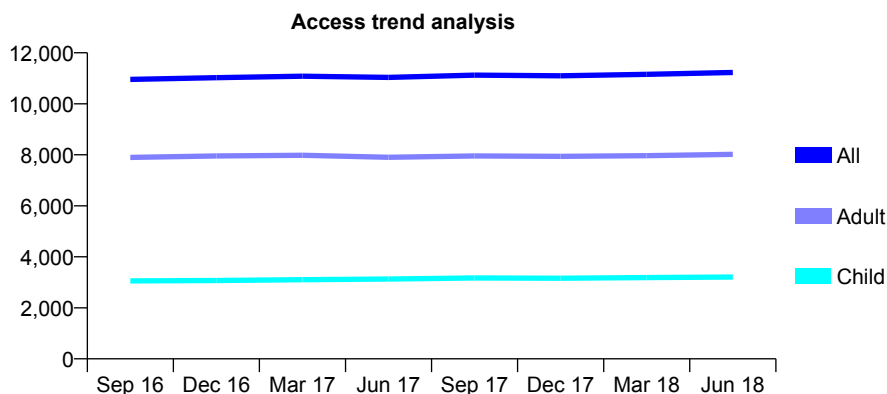
## Q57 - Vital Signs At a Glance Contract Report for 155152/0001 - June 2018

Name or company name	Amar Dave and Rahul Patel & Basildon Dei
Contract type name	GDS Contract
Purpose of contract	General
Contract start date	01/04/2014
Contract end date	

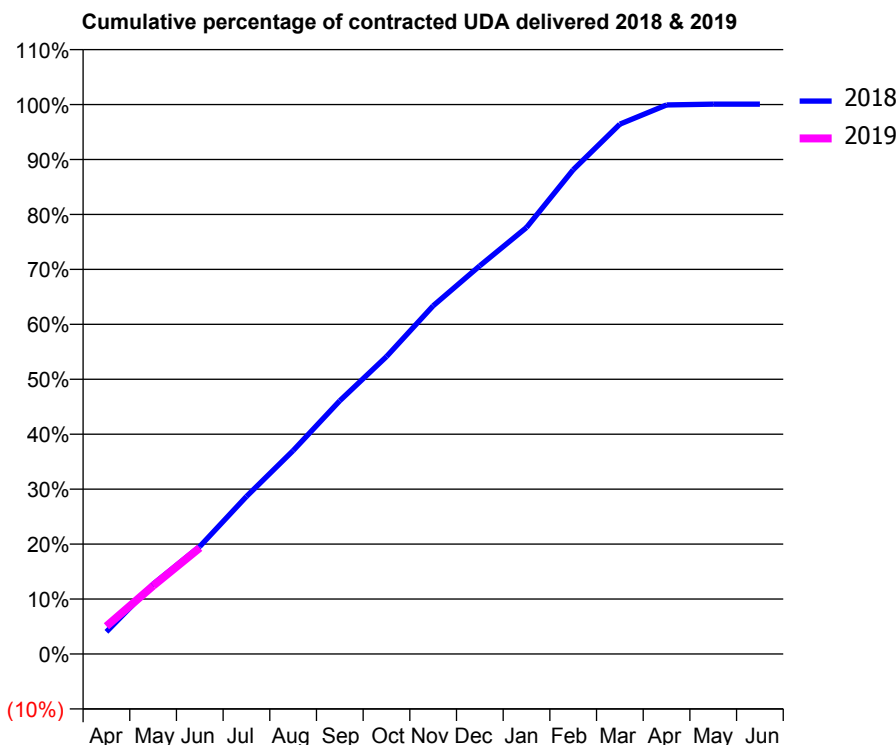
18/19 Contracted general activity (UDA)	31,000
Carry forward general activity (UDA)	0
18/19 Contracted orthodontic activity (UOA)	0
Carry forward orthodontic activity (UOA)	0
Baseline contract value	£832,775.26

### ACCESS\*

Patients seen in 24 months	Total	Change since previous quarter
Quarter ending June 2017	11,037	
Quarter ending September 2017	11,123	→
Quarter ending December 2017	11,100	→
Quarter ending March 2018	11,153	→
Quarter ending June 2018	11,227	→
<b>Variance since June 2017</b>	<b>1.7%</b>	<b>→</b>



### ACTIVITY



Month	Adjusted Scheduled Activity (UDA)	
	2018	2019
April	1,253	1,571
May	3,940	3,849
June	6,067	5,990
July	8,886	
August	11,480	
September	14,286	
October	16,781	
November	19,646	
December	21,901	
January	24,064	
February	27,318	
March	29,891	
April	30,977	
May	31,022	
June	31,022	

### QUALITY

	Quantity	Base Number	Contract	AT	Region	England
% of FP17s for the same patient ID Re-attending within 3 months - Children	57	1,063	5.4%	9.6%	11.3%	11.5%
% of FP17s for the same patient ID Re-attending within 3 months - Adults	230	2,334	9.9%	14.2%	14.9%	15.4%
% of FP17s for the same patient ID Re-attending between 3 & 9 months - Children	686	1,063	64.5%	56.4%	60.0%	58.9%
% of FP17s for the same patient ID Re-attending between 3 & 9 months - Adults	1,228	2,334	52.6%	50.6%	52.6%	51.6%
% of FP17s for Band 1 Urgent Courses	189	2,947	6.4%	8.3%	7.9%	8.9%
% of FP17s Relating to Free Repair or Replacements	11	2,947	0.4%	0.7%	0.8%	0.8%
% of FP17s Relating to Continuations	29	2,947	1.0%	0.9%	0.9%	0.9%
% of Patients satisfied with the dentistry they have received	11	12	91.7%	92.7%	93.2%	93.2%
% of Patients satisfied with the time they had to wait for an appointment	11	12	91.7%	89.5%	89.1%	88.8%

\* This is based on patients treated on this contract for their most recent course of treatment. Figures in italics indicate the base number of FP17s or Patient Questionnaire responses are less than 100. N/A is shown where the base number of responses is less than 10 during the period. % is calculated as Quantity/Base number\*100

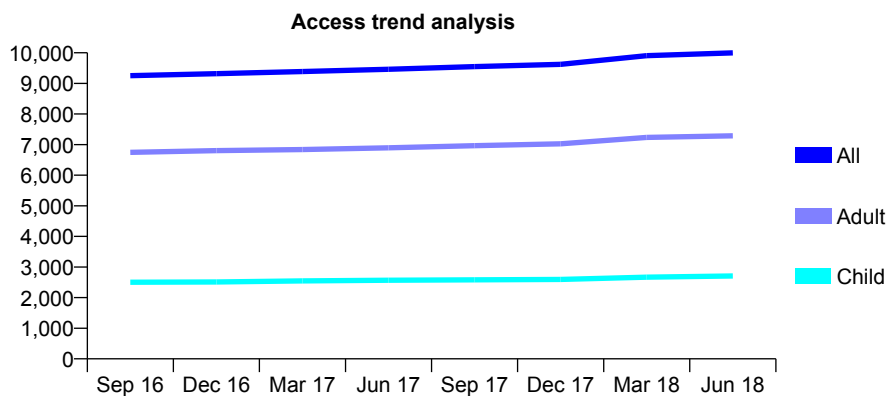
## Q57 - Vital Signs At a Glance Contract Report for 157155/0002 - June 2018

Name or company name	Inspire Dental Eastwood Ltd
Contract type name	GDS Contract
Purpose of contract	General
Contract start date	01/09/2007
Contract end date	

18/19 Contracted general activity (UDA)	32,838
Carry forward general activity (UDA)	0
18/19 Contracted orthodontic activity (UOA)	0
Carry forward orthodontic activity (UOA)	0
Baseline contract value	£924,126.06

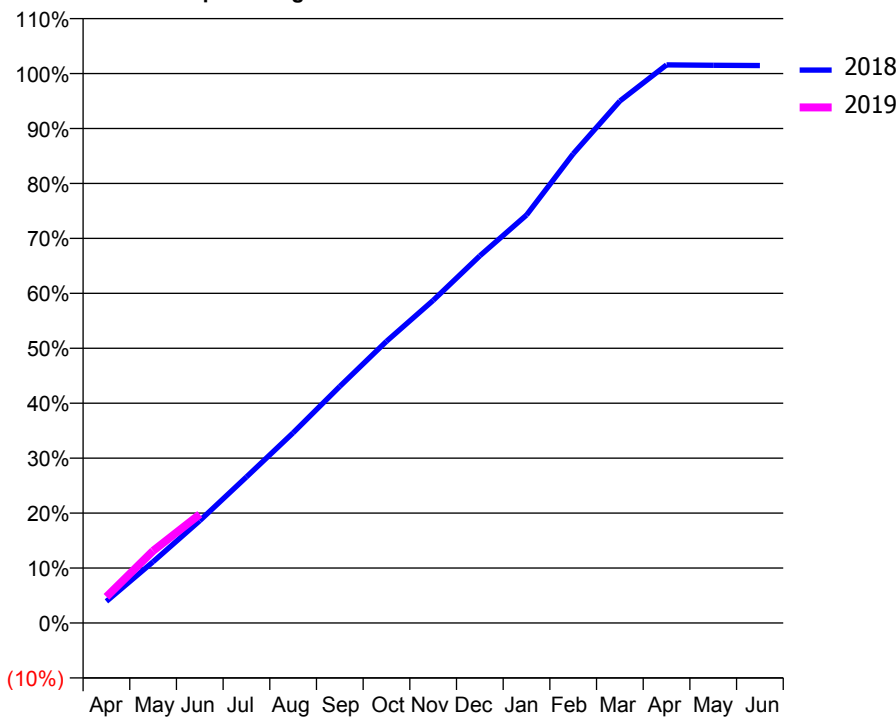
### ACCESS\*

Patients seen in 24 months	Total	Change since previous quarter
Quarter ending June 2017	9,463	
Quarter ending September 2017	9,548	→
Quarter ending December 2017	9,621	→
Quarter ending March 2018	9,906	↑
Quarter ending June 2018	9,998	→
<b>Variance since June 2017</b>	<b>5.7%</b>	<b>↑</b>



### ACTIVITY

Cumulative percentage of contracted UDA delivered 2018 & 2019



Month	Adjusted Scheduled Activity (UDA)	
	2018	2019
April	1,298	1,567
May	3,660	4,314
June	6,115	6,498
July	8,729	
August	11,368	
September	14,138	
October	16,832	
November	19,283	
December	21,938	
January	24,377	
February	28,035	
March	31,195	
April	33,350	
May	33,332	
June	33,317	

### QUALITY

	Quantity	Base Number	Contract	AT	Region	England
% of FP17s for the same patient ID Re-attending within 3 months - Children	71	1,072	6.6%	9.6%	11.3%	11.5%
% of FP17s for the same patient ID Re-attending within 3 months - Adults	296	2,611	11.3%	14.2%	14.9%	15.4%
% of FP17s for the same patient ID Re-attending between 3 & 9 months - Children	643	1,072	60.0%	56.4%	60.0%	58.9%
% of FP17s for the same patient ID Re-attending between 3 & 9 months - Adults	1,503	2,611	57.6%	50.6%	52.6%	51.6%
% of FP17s for Band 1 Urgent Courses	217	2,775	7.8%	8.3%	7.9%	8.9%
% of FP17s Relating to Free Repair or Replacements	30	2,775	1.1%	0.7%	0.8%	0.8%
% of FP17s Relating to Continuations	14	2,775	0.5%	0.9%	0.9%	0.9%
% of Patients satisfied with the dentistry they have received	10	11	90.9%	92.7%	93.2%	93.2%
% of Patients satisfied with the time they had to wait for an appointment	11	11	100.0%	89.5%	89.1%	88.8%

\* This is based on patients treated on this contract for their most recent course of treatment. Figures in italics indicate the base number of FP17s or Patient Questionnaire responses are less than 100. N/A is shown where the base number of responses is less than 10 during the period. % is calculated as Quantity/Base number\*100

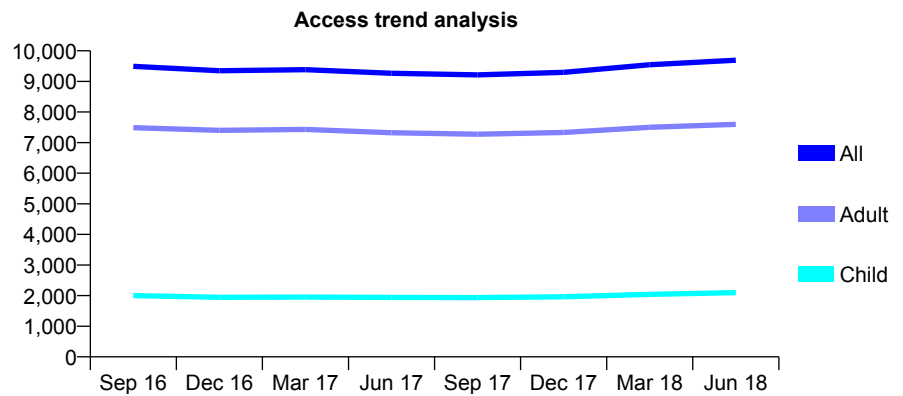
## Q57 - Vital Signs At a Glance Contract Report for 157376/0001 - June 2018

Name or company name	Mr R Patel and Associates
Contract type name	GDS Contract
Purpose of contract	General
Contract start date	01/09/2011
Contract end date	

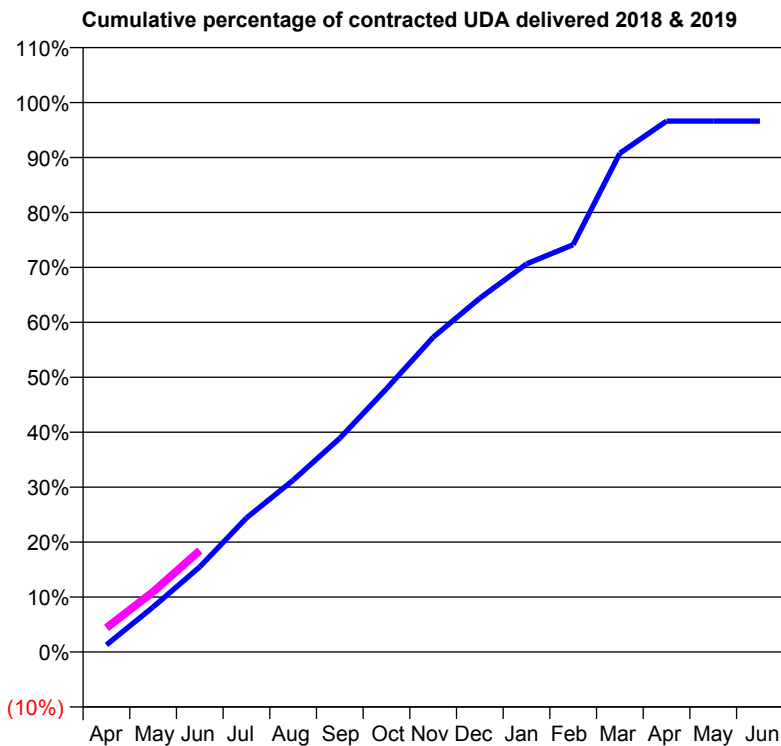
18/19 Contracted general activity (UDA)	27,231
Carry forward general activity (UDA)	0
18/19 Contracted orthodontic activity (UOA)	0
Carry forward orthodontic activity (UOA)	0
Baseline contract value	£854,648.02

### ACCESS\*

Patients seen in 24 months	Total	Change since previous quarter
Quarter ending June 2017	9,264	
Quarter ending September 2017	9,213	→
Quarter ending December 2017	9,295	→
Quarter ending March 2018	9,543	↑
Quarter ending June 2018	9,692	→
<b>Variance since June 2017</b>	<b>4.6%</b>	<b>↑</b>



### ACTIVITY



Month	Adjusted Scheduled Activity (UDA)	
	2018	2019
April	351	1,198
May	2,228	2,982
June	4,220	5,031
July	6,647	
August	8,514	
September	10,594	
October	13,045	
November	15,597	
December	17,538	
January	19,234	
February	20,186	
March	24,717	
April	26,308	
May	26,309	
June	26,309	

### QUALITY

	Quantity	Base Number	Contract	AT	Region	England
% of FP17s for the same patient ID Re-attending within 3 months - Children	55	819	6.7%	9.6%	11.3%	11.5%
% of FP17s for the same patient ID Re-attending within 3 months - Adults	356	2,897	12.3%	14.2%	14.9%	15.4%
% of FP17s for the same patient ID Re-attending between 3 & 9 months - Children	522	819	63.7%	56.4%	60.0%	58.9%
% of FP17s for the same patient ID Re-attending between 3 & 9 months - Adults	1,810	2,897	62.5%	50.6%	52.6%	51.6%
% of FP17s for Band 1 Urgent Courses	257	2,999	8.6%	8.3%	7.9%	8.9%
% of FP17s Relating to Free Repair or Replacements	13	2,999	0.4%	0.7%	0.8%	0.8%
% of FP17s Relating to Continuations	27	2,999	0.9%	0.9%	0.9%	0.9%
% of Patients satisfied with the dentistry they have received	11	13	84.6%	92.7%	93.2%	93.2%
% of Patients satisfied with the time they had to wait for an appointment	12	13	92.3%	89.5%	89.1%	88.8%

\* This is based on patients treated on this contract for their most recent course of treatment. Figures in italics indicate the base number of FP17s or Patient Questionnaire responses are less than 100. N/A is shown where the base number of responses is less than 10 during the period. % is calculated as Quantity/Base number\*100

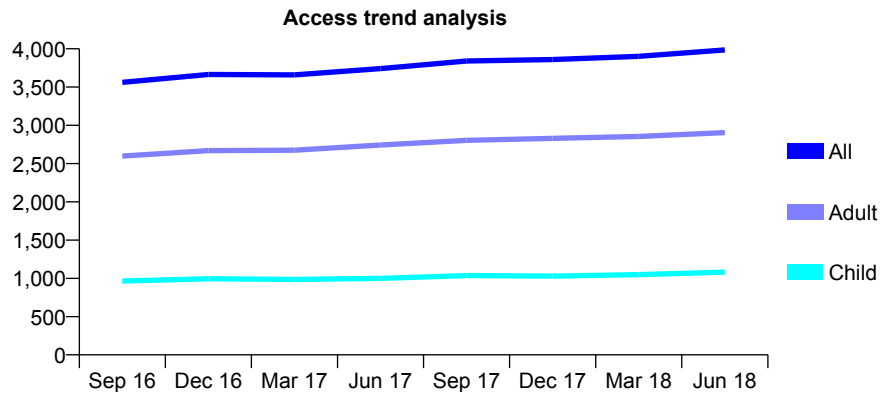
## Q57 - Vital Signs At a Glance Contract Report for 157910/0001 - June 2018

Name or company name	Datta and Najefi
Contract type name	GDS Contract
Purpose of contract	General
Contract start date	01/04/2006
Contract end date	

18/19 Contracted general activity (UDA)	9,642
Carry forward general activity (UDA)	0
18/19 Contracted orthodontic activity (UOA)	0
Carry forward orthodontic activity (UOA)	0
Baseline contract value	£240,057.34

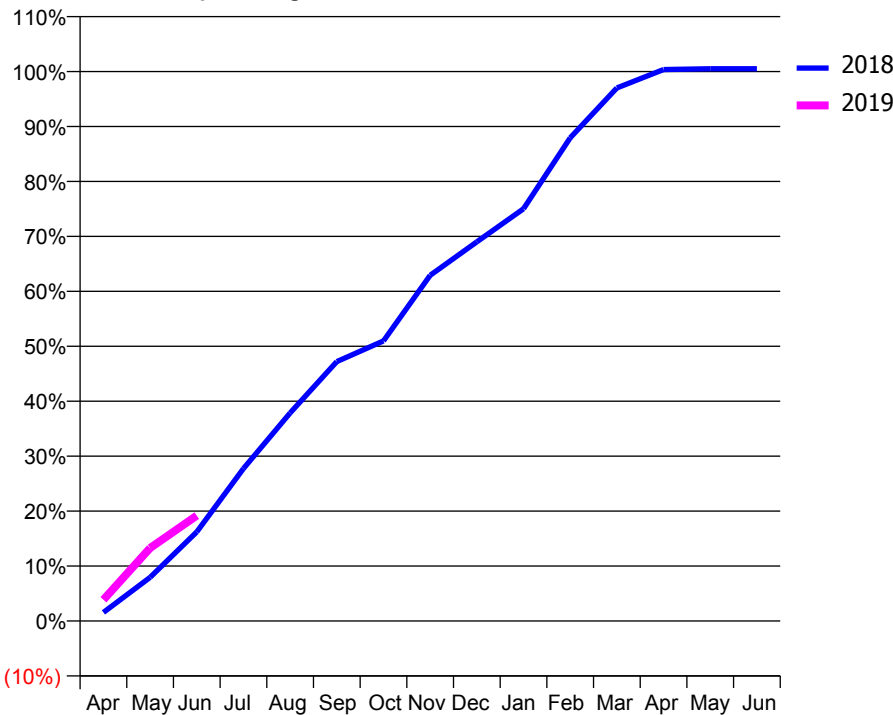
### ACCESS\*

Patients seen in 24 months	Total	Change since previous quarter
Quarter ending June 2017	3,741	
Quarter ending September 2017	3,840	↑
Quarter ending December 2017	3,859	→
Quarter ending March 2018	3,902	→
Quarter ending June 2018	3,986	↑
<b>Variance since June 2017</b>	<b>6.5%</b>	<b>↑</b>



### ACTIVITY

Cumulative percentage of contracted UDA delivered 2018 & 2019



Month	Adjusted Scheduled Activity (UDA)	
	2018	2019
April	151	372
May	767	1,282
June	1,564	1,850
July	2,675	
August	3,650	
September	4,553	
October	4,916	
November	6,066	
December	6,654	
January	7,233	
February	8,477	
March	9,354	
April	9,677	
May	9,689	
June	9,689	

### QUALITY

	Quantity	Base Number	Contract	AT	Region	England
% of FP17s for the same patient ID Re-attending within 3 months - Children	7	283	2.5%	9.6%	11.3%	11.5%
% of FP17s for the same patient ID Re-attending within 3 months - Adults	85	692	12.3%	14.2%	14.9%	15.4%
% of FP17s for the same patient ID Re-attending between 3 & 9 months - Children	81	283	28.6%	56.4%	60.0%	58.9%
% of FP17s for the same patient ID Re-attending between 3 & 9 months - Adults	245	692	35.4%	50.6%	52.6%	51.6%
% of FP17s for Band 1 Urgent Courses	73	839	8.7%	8.3%	7.9%	8.9%
% of FP17s Relating to Free Repair or Replacements	16	839	1.9%	0.7%	0.8%	0.8%
% of FP17s Relating to Continuations	14	839	1.7%	0.9%	0.9%	0.9%
% of Patients satisfied with the dentistry they have received	0	0	N/A	92.7%	93.2%	93.2%
% of Patients satisfied with the time they had to wait for an appointment	0	0	N/A	89.5%	89.1%	88.8%

\* This is based on patients treated on this contract for their most recent course of treatment. Figures in italics indicate the base number of FP17s or Patient Questionnaire responses are less than 100. N/A is shown where the base number of responses is less than 10 during the period. % is calculated as Quantity/Base number\*100

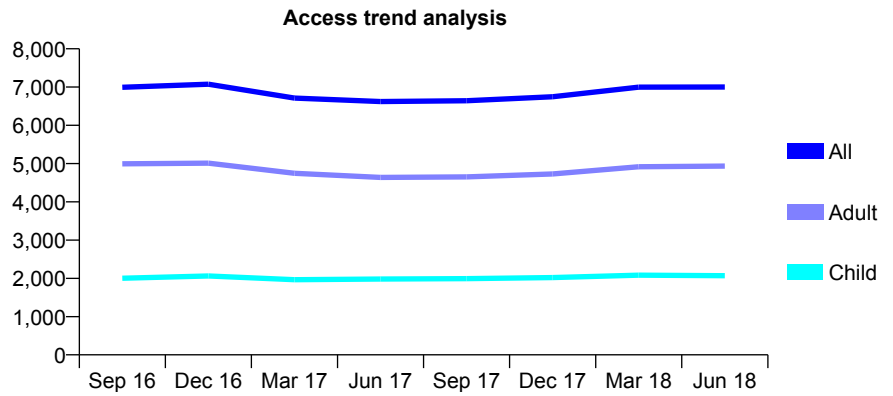
## Q57 - Vital Signs At a Glance Contract Report for 158283/0002 - June 2018

Name or company name	Inspire Dental Eastwood Ltd
Contract type name	GDS Contract
Purpose of contract	General
Contract start date	01/09/2007
Contract end date	

18/19 Contracted general activity (UDA)	21,000
Carry forward general activity (UDA)	0
18/19 Contracted orthodontic activity (UOA)	0
Carry forward orthodontic activity (UOA)	0
Baseline contract value	£568,734.48

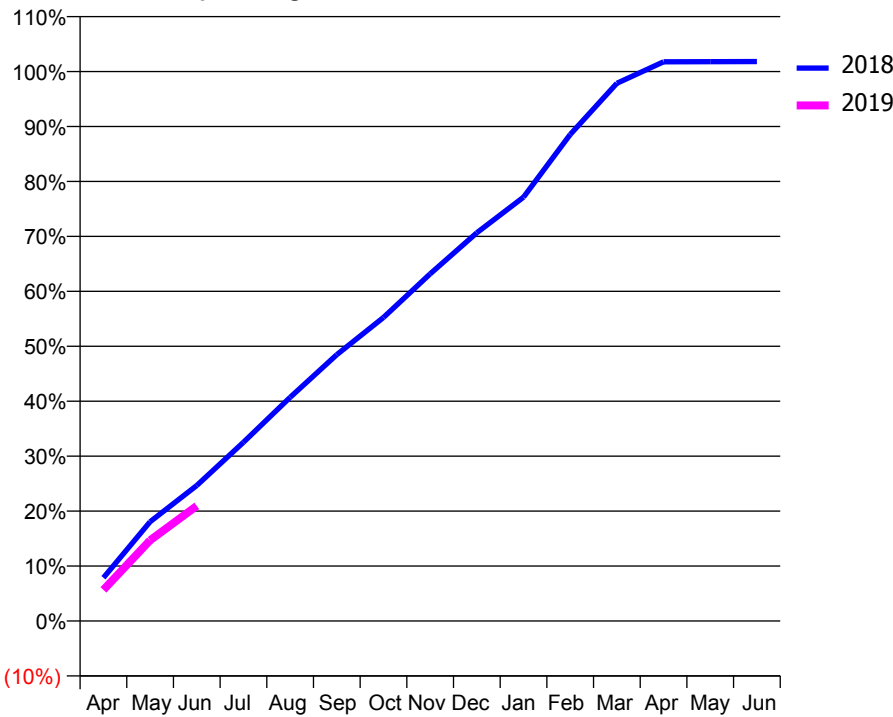
### ACCESS\*

Patients seen in 24 months	Total	Change since previous quarter
Quarter ending June 2017	6,621	
Quarter ending September 2017	6,642	→
Quarter ending December 2017	6,747	→
Quarter ending March 2018	6,999	↑
Quarter ending June 2018	7,002	→
<b>Variance since June 2017</b>	<b>5.8%</b>	<b>↑</b>



### ACTIVITY

Cumulative percentage of contracted UDA delivered 2018 & 2019



Month	Adjusted Scheduled Activity (UDA)	
	2018	2019
April	1,654	1,192
May	3,792	3,086
June	5,178	4,401
July	6,832	
August	8,547	
September	10,177	
October	11,603	
November	13,266	
December	14,838	
January	16,199	
February	18,593	
March	20,552	
April	21,370	
May	21,374	
June	21,381	

### QUALITY

	Quantity	Base Number	Contract	AT	Region	England
% of FP17s for the same patient ID Re-attending within 3 months - Children	35	696	5.0%	9.6%	11.3%	11.5%
% of FP17s for the same patient ID Re-attending within 3 months - Adults	162	1,641	9.9%	14.2%	14.9%	15.4%
% of FP17s for the same patient ID Re-attending between 3 & 9 months - Children	469	696	67.4%	56.4%	60.0%	58.9%
% of FP17s for the same patient ID Re-attending between 3 & 9 months - Adults	930	1,641	56.7%	50.6%	52.6%	51.6%
% of FP17s for Band 1 Urgent Courses	84	2,005	4.2%	8.3%	7.9%	8.9%
% of FP17s Relating to Free Repair or Replacements	11	2,005	0.5%	0.7%	0.8%	0.8%
% of FP17s Relating to Continuations	7	2,005	0.3%	0.9%	0.9%	0.9%
% of Patients satisfied with the dentistry they have received	3	4	N/A	92.7%	93.2%	93.2%
% of Patients satisfied with the time they had to wait for an appointment	3	4	N/A	89.5%	89.1%	88.8%

\* This is based on patients treated on this contract for their most recent course of treatment. Figures in italics indicate the base number of FP17s or Patient Questionnaire responses are less than 100. N/A is shown where the base number of responses is less than 10 during the period. % is calculated as Quantity/Base number\*100

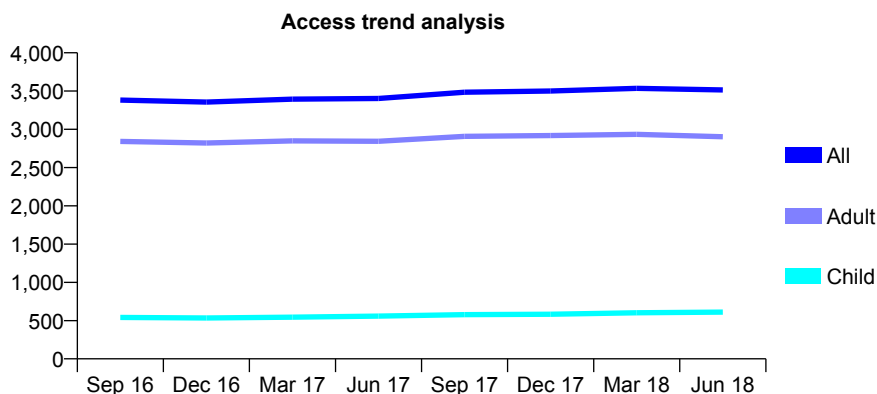
## Q57 - Vital Signs At a Glance Contract Report for 158321/0001 - June 2018

Name or company name	Carmelite Dental Practice
Contract type name	GDS Contract
Purpose of contract	General
Contract start date	01/04/2006
Contract end date	

18/19 Contracted general activity (UDA)	10,298
Carry forward general activity (UDA)	0
18/19 Contracted orthodontic activity (UOA)	0
Carry forward orthodontic activity (UOA)	0
Baseline contract value	£252,759.56

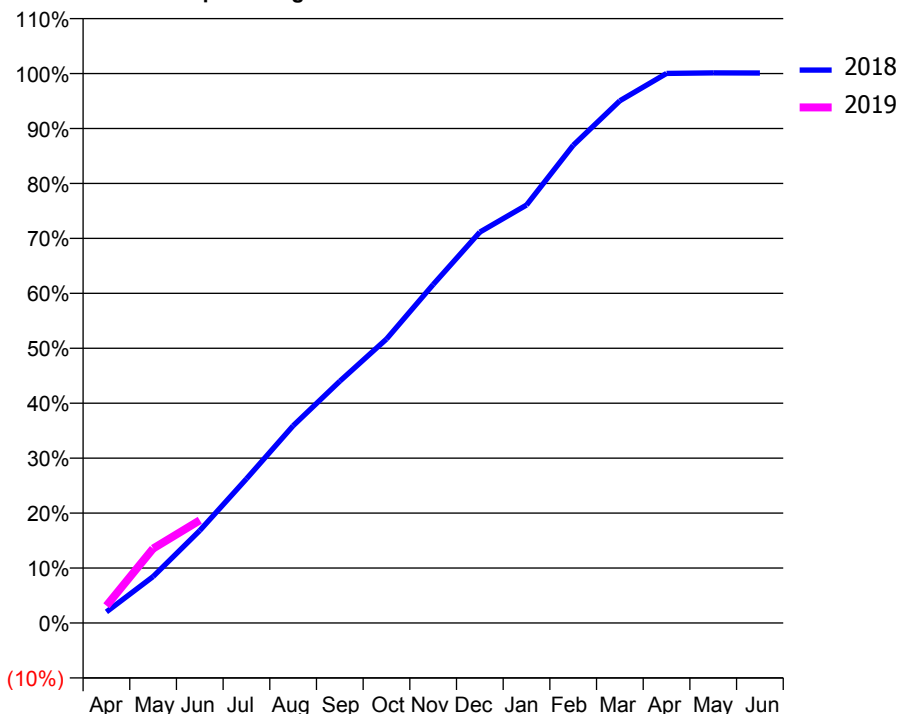
### ACCESS\*

Patients seen in 24 months	Total	Change since previous quarter
Quarter ending June 2017	3,403	
Quarter ending September 2017	3,485	↑
Quarter ending December 2017	3,501	→
Quarter ending March 2018	3,536	→
Quarter ending June 2018	3,514	→
<b>Variance since June 2017</b>	<b>3.3%</b>	<b>↑</b>



### ACTIVITY

Cumulative percentage of contracted UDA delivered 2018 & 2019



Month	Adjusted Scheduled Activity (UDA)	
	2018	2019
April	208	324
May	872	1,395
June	1,732	1,926
July	2,703	
August	3,697	
September	4,532	
October	5,321	
November	6,343	
December	7,325	
January	7,834	
February	8,952	
March	9,786	
April	10,300	
May	10,309	
June	10,308	

### QUALITY

	Quantity	Base Number	Contract	AT	Region	England
% of FP17s for the same patient ID Re-attending within 3 months - Children	13	251	5.2%	9.6%	11.3%	11.5%
% of FP17s for the same patient ID Re-attending within 3 months - Adults	120	1,161	10.3%	14.2%	14.9%	15.4%
% of FP17s for the same patient ID Re-attending between 3 & 9 months - Children	167	251	66.5%	56.4%	60.0%	58.9%
% of FP17s for the same patient ID Re-attending between 3 & 9 months - Adults	767	1,161	66.1%	50.6%	52.6%	51.6%
% of FP17s for Band 1 Urgent Courses	62	1,135	5.5%	8.3%	7.9%	8.9%
% of FP17s Relating to Free Repair or Replacements	3	1,135	0.3%	0.7%	0.8%	0.8%
% of FP17s Relating to Continuations	8	1,135	0.7%	0.9%	0.9%	0.9%
% of Patients satisfied with the dentistry they have received	3	3	N/A	92.7%	93.2%	93.2%
% of Patients satisfied with the time they had to wait for an appointment	3	3	N/A	89.5%	89.1%	88.8%

\* This is based on patients treated on this contract for their most recent course of treatment. Figures in italics indicate the base number of FP17s or Patient Questionnaire responses are less than 100. N/A is shown where the base number of responses is less than 10 during the period. % is calculated as Quantity/Base number\*100

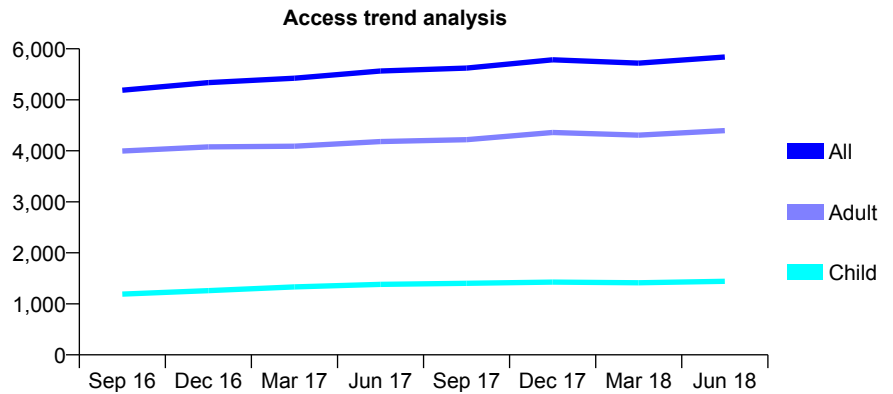
## Q57 - Vital Signs At a Glance Contract Report for 159190/0001 - June 2018

Name or company name	Pitsea Dental Care Limited
Contract type name	GDS Contract
Purpose of contract	General
Contract start date	01/12/2007
Contract end date	

18/19 Contracted general activity (UDA)	15,974
Carry forward general activity (UDA)	0
18/19 Contracted orthodontic activity (UOA)	0
Carry forward orthodontic activity (UOA)	0
Baseline contract value	£439,939.28

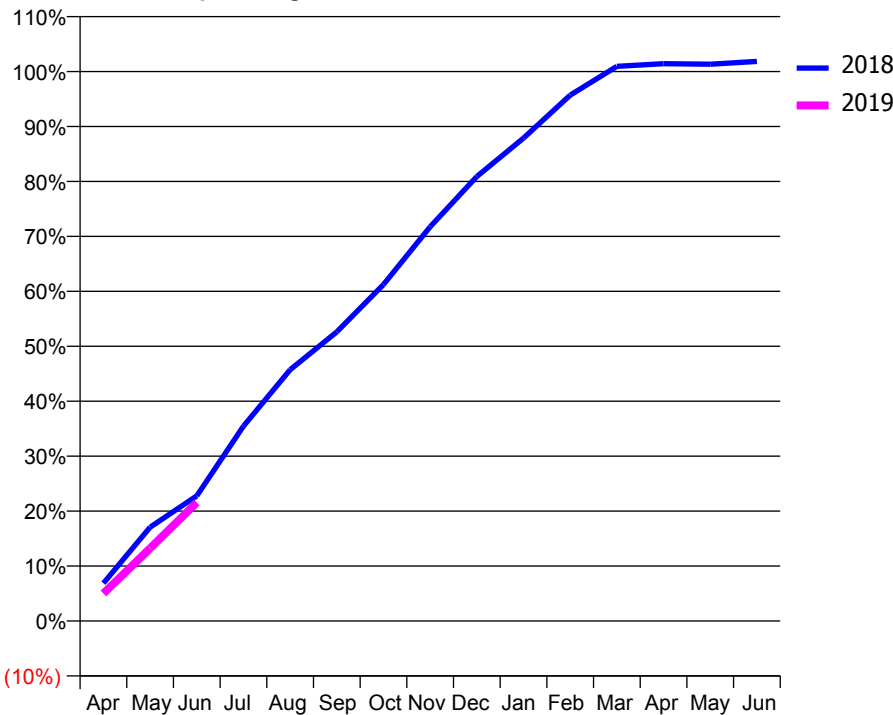
### ACCESS\*

Patients seen in 24 months	Total	Change since previous quarter
Quarter ending June 2017	5,565	
Quarter ending September 2017	5,622	→
Quarter ending December 2017	5,784	↑
Quarter ending March 2018	5,719	↓
Quarter ending June 2018	5,838	↑
<b>Variance since June 2017</b>	<b>4.9%</b>	<b>↑</b>



### ACTIVITY

Cumulative percentage of contracted UDA delivered 2018 & 2019



Month	Adjusted Scheduled Activity (UDA)	
	2018	2019
April	1,098	801
May	2,726	2,113
June	3,640	3,443
July	5,666	
August	7,305	
September	8,407	
October	9,784	
November	11,461	
December	12,921	
January	14,039	
February	15,288	
March	16,123	
April	16,201	
May	16,186	
June	16,266	

### QUALITY

	Quantity	Base Number	Contract	AT	Region	England
% of FP17s for the same patient ID Re-attending within 3 months - Children	16	376	4.3%	9.6%	11.3%	11.5%
% of FP17s for the same patient ID Re-attending within 3 months - Adults	115	1,108	10.4%	14.2%	14.9%	15.4%
% of FP17s for the same patient ID Re-attending between 3 & 9 months - Children	163	376	43.4%	56.4%	60.0%	58.9%
% of FP17s for the same patient ID Re-attending between 3 & 9 months - Adults	419	1,108	37.8%	50.6%	52.6%	51.6%
% of FP17s for Band 1 Urgent Courses	108	1,392	7.8%	8.3%	7.9%	8.9%
% of FP17s Relating to Free Repair or Replacements	20	1,392	1.4%	0.7%	0.8%	0.8%
% of FP17s Relating to Continuations	5	1,392	0.4%	0.9%	0.9%	0.9%
% of Patients satisfied with the dentistry they have received	10	11	90.9%	92.7%	93.2%	93.2%
% of Patients satisfied with the time they had to wait for an appointment	9	11	81.8%	89.5%	89.1%	88.8%

\* This is based on patients treated on this contract for their most recent course of treatment. Figures in italics indicate the base number of FP17s or Patient Questionnaire responses are less than 100. N/A is shown where the base number of responses is less than 10 during the period. % is calculated as Quantity/Base number\*100

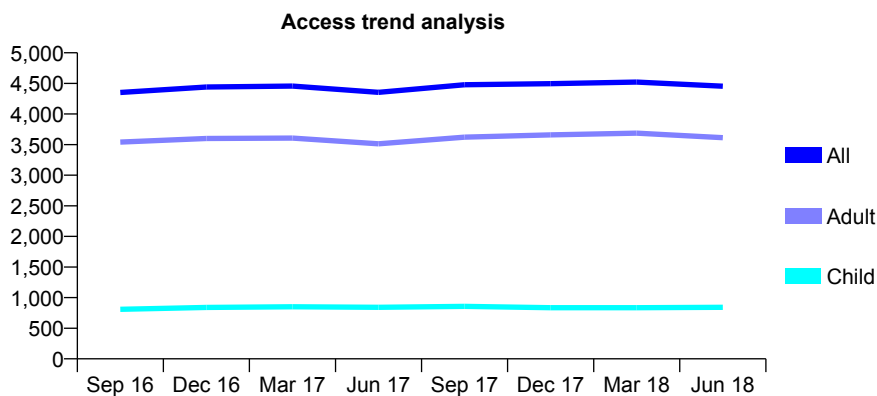
## Q57 - Vital Signs At a Glance Contract Report for 160024/0001 - June 2018

Name or company name	Burnham Dental Practice
Contract type name	GDS Contract
Purpose of contract	General
Contract start date	01/04/2015
Contract end date	

18/19 Contracted general activity (UDA)	14,031
Carry forward general activity (UDA)	0
18/19 Contracted orthodontic activity (UOA)	0
Carry forward orthodontic activity (UOA)	0
Baseline contract value	£427,439.63

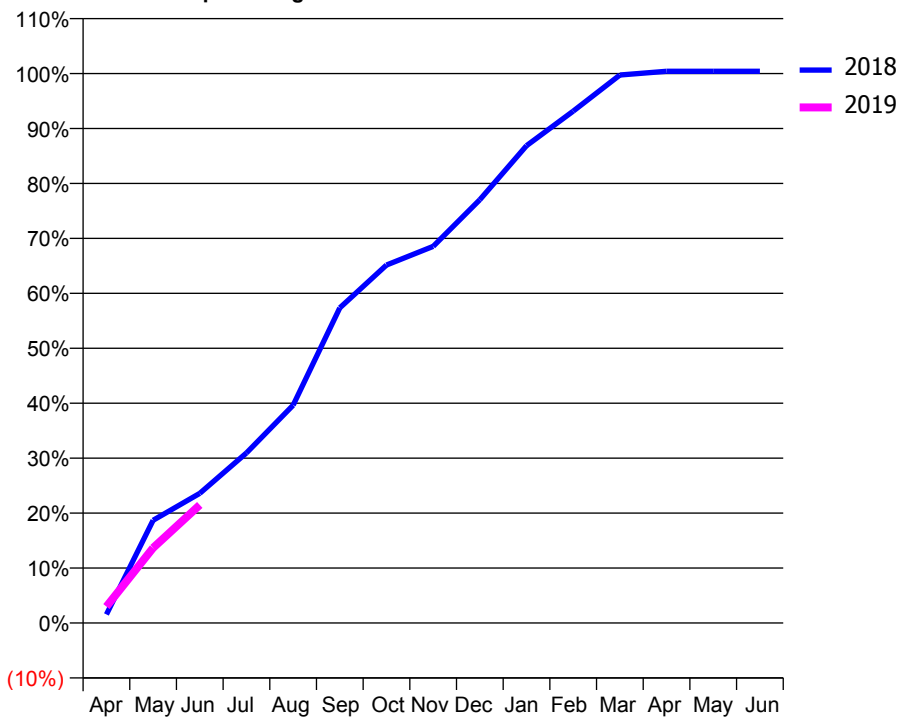
### ACCESS\*

Patients seen in 24 months	Total	Change since previous quarter
Quarter ending June 2017	4,353	
Quarter ending September 2017	4,478	↑
Quarter ending December 2017	4,495	→
Quarter ending March 2018	4,522	→
Quarter ending June 2018	4,454	↓
<b>Variance since June 2017</b>	<b>2.3%</b>	<b>↑</b>



### ACTIVITY

Cumulative percentage of contracted UDA delivered 2018 & 2019



Month	Adjusted Scheduled Activity (UDA)	
	2018	2019
April	220	421
May	2,624	1,919
June	3,312	3,016
July	4,342	
August	5,561	
September	8,048	
October	9,139	
November	9,616	
December	10,808	
January	12,189	
February	13,071	
March	13,991	
April	14,087	
May	14,087	
June	14,087	

### QUALITY

	Quantity	Base Number	Contract	AT	Region	England
% of FP17s for the same patient ID Re-attending within 3 months - Children	11	363	3.0%	9.6%	11.3%	11.5%
% of FP17s for the same patient ID Re-attending within 3 months - Adults	81	1,444	5.6%	14.2%	14.9%	15.4%
% of FP17s for the same patient ID Re-attending between 3 & 9 months - Children	235	363	64.7%	56.4%	60.0%	58.9%
% of FP17s for the same patient ID Re-attending between 3 & 9 months - Adults	1,066	1,444	73.8%	50.6%	52.6%	51.6%
% of FP17s for Band 1 Urgent Courses	27	1,784	1.5%	8.3%	7.9%	8.9%
% of FP17s Relating to Free Repair or Replacements	3	1,784	0.2%	0.7%	0.8%	0.8%
% of FP17s Relating to Continuations	8	1,784	0.4%	0.9%	0.9%	0.9%
% of Patients satisfied with the dentistry they have received	3	3	N/A	92.7%	93.2%	93.2%
% of Patients satisfied with the time they had to wait for an appointment	3	3	N/A	89.5%	89.1%	88.8%

\* This is based on patients treated on this contract for their most recent course of treatment. Figures in italics indicate the base number of FP17s or Patient Questionnaire responses are less than 100. N/A is shown where the base number of responses is less than 10 during the period. % is calculated as Quantity/Base number\*100



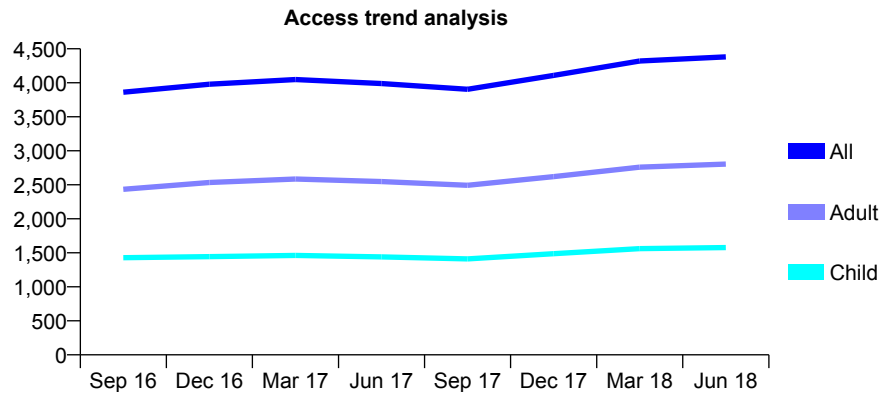
## Q57 - Vital Signs At a Glance Contract Report for 164852/0001 - June 2018

Name or company name	Street Farm Dental Practice
Contract type name	GDS Contract
Purpose of contract	General
Contract start date	01/04/2009
Contract end date	

18/19 Contracted general activity (UDA)	11,500
Carry forward general activity (UDA)	0
18/19 Contracted orthodontic activity (UOA)	0
Carry forward orthodontic activity (UOA)	0
Baseline contract value	£280,241.82

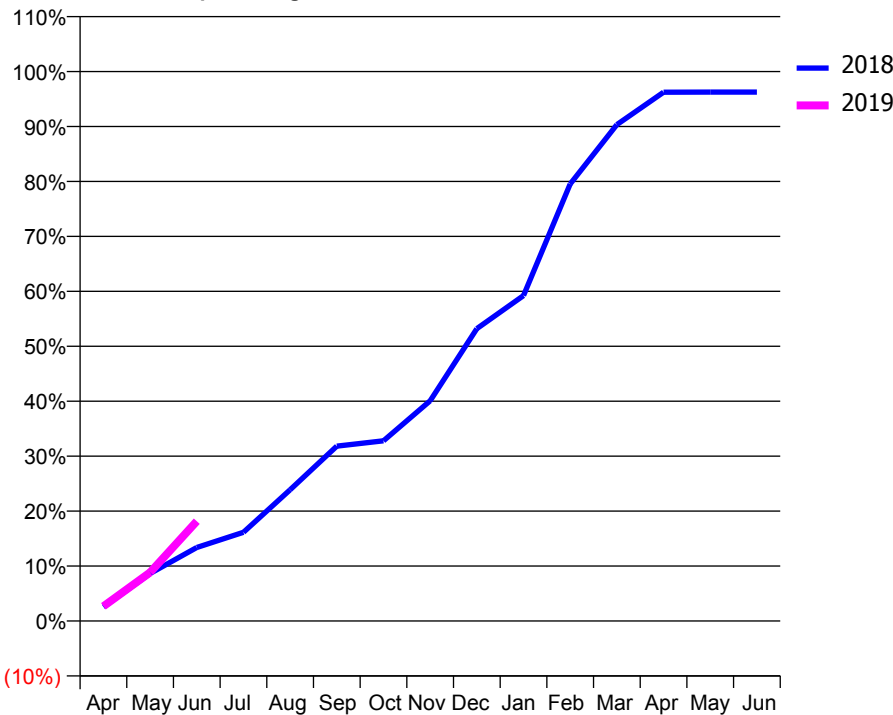
### ACCESS\*

Patients seen in 24 months	Total	Change since previous quarter
Quarter ending June 2017	3,989	
Quarter ending September 2017	3,905	↓
Quarter ending December 2017	4,108	↑
Quarter ending March 2018	4,321	↑
Quarter ending June 2018	4,382	→
<b>Variance since June 2017</b>	<b>9.9%</b>	<b>↑</b>



### ACTIVITY

Cumulative percentage of contracted UDA delivered 2018 & 2019



Month	Adjusted Scheduled Activity (UDA)	
	2018	2019
April	296	308
May	994	1,018
June	1,540	2,088
July	1,856	
August	2,748	
September	3,660	
October	3,770	
November	4,608	
December	6,118	
January	6,810	
February	9,146	
March	10,388	
April	11,067	
May	11,069	
June	11,070	

### QUALITY

	Quantity	Base Number	Contract	AT	Region	England
% of FP17s for the same patient ID Re-attending within 3 months - Children	41	492	8.3%	9.6%	11.3%	11.5%
% of FP17s for the same patient ID Re-attending within 3 months - Adults	125	832	15.0%	14.2%	14.9%	15.4%
% of FP17s for the same patient ID Re-attending between 3 & 9 months - Children	283	492	57.5%	56.4%	60.0%	58.9%
% of FP17s for the same patient ID Re-attending between 3 & 9 months - Adults	415	832	49.9%	50.6%	52.6%	51.6%
% of FP17s for Band 1 Urgent Courses	82	1,055	7.8%	8.3%	7.9%	8.9%
% of FP17s Relating to Free Repair or Replacements	0	1,055	0.0%	0.7%	0.8%	0.8%
% of FP17s Relating to Continuations	23	1,055	2.2%	0.9%	0.9%	0.9%
% of Patients satisfied with the dentistry they have received	3	4	N/A	92.7%	93.2%	93.2%
% of Patients satisfied with the time they had to wait for an appointment	3	4	N/A	89.5%	89.1%	88.8%

\* This is based on patients treated on this contract for their most recent course of treatment. Figures in italics indicate the base number of FP17s or Patient Questionnaire responses are less than 100. N/A is shown where the base number of responses is less than 10 during the period. % is calculated as Quantity/Base number\*100

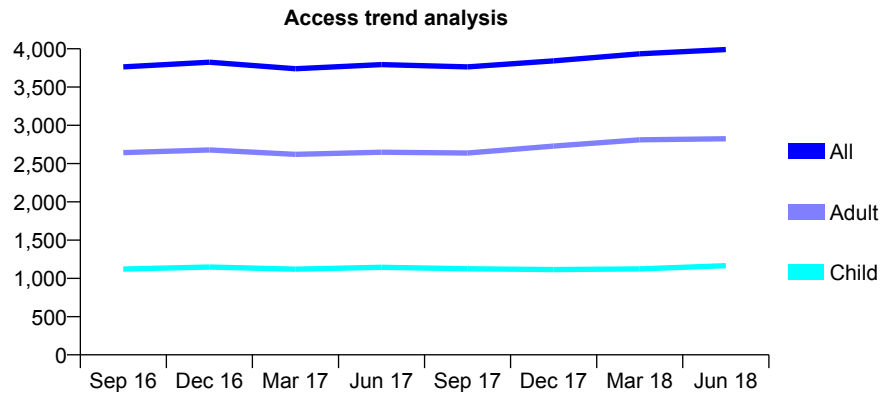
## Q57 - Vital Signs At a Glance Contract Report for 165751/0001 - June 2018

Name or company name	Straight Road Dental Practice
Contract type name	GDS Contract
Purpose of contract	General
Contract start date	01/04/2009
Contract end date	

18/19 Contracted general activity (UDA)	10,000
Carry forward general activity (UDA)	0
18/19 Contracted orthodontic activity (UOA)	0
Carry forward orthodontic activity (UOA)	0
Baseline contract value	£263,485.80

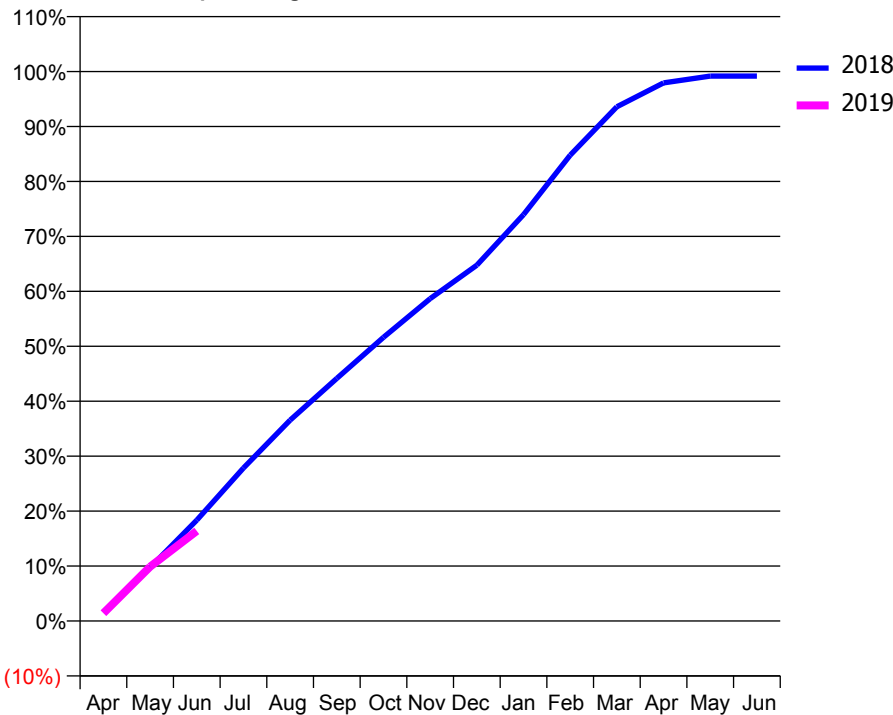
### ACCESS\*

Patients seen in 24 months	Total	Change since previous quarter
Quarter ending June 2017	3,793	
Quarter ending September 2017	3,763	→
Quarter ending December 2017	3,843	↑
Quarter ending March 2018	3,934	↑
Quarter ending June 2018	3,990	→
<b>Variance since June 2017</b>	<b>5.2%</b>	<b>↑</b>



### ACTIVITY

Cumulative percentage of contracted UDA delivered 2018 & 2019



Month	Adjusted Scheduled Activity (UDA)	
	2018	2019
April	167	141
May	975	989
June	1,835	1,639
July	2,784	
August	3,657	
September	4,416	
October	5,162	
November	5,865	
December	6,475	
January	7,395	
February	8,478	
March	9,358	
April	9,792	
May	9,917	
June	9,917	

### QUALITY

	Quantity	Base Number	Contract	AT	Region	England
% of FP17s for the same patient ID Re-attending within 3 months - Children	19	307	6.2%	9.6%	11.3%	11.5%
% of FP17s for the same patient ID Re-attending within 3 months - Adults	36	663	5.4%	14.2%	14.9%	15.4%
% of FP17s for the same patient ID Re-attending between 3 & 9 months - Children	62	307	20.2%	56.4%	60.0%	58.9%
% of FP17s for the same patient ID Re-attending between 3 & 9 months - Adults	203	663	30.6%	50.6%	52.6%	51.6%
% of FP17s for Band 1 Urgent Courses	10	852	1.2%	8.3%	7.9%	8.9%
% of FP17s Relating to Free Repair or Replacements	0	852	0.0%	0.7%	0.8%	0.8%
% of FP17s Relating to Continuations	8	852	0.9%	0.9%	0.9%	0.9%
% of Patients satisfied with the dentistry they have received	2	4	N/A	92.7%	93.2%	93.2%
% of Patients satisfied with the time they had to wait for an appointment	3	4	N/A	89.5%	89.1%	88.8%

\* This is based on patients treated on this contract for their most recent course of treatment. Figures in italics indicate the base number of FP17s or Patient Questionnaire responses are less than 100. N/A is shown where the base number of responses is less than 10 during the period. % is calculated as Quantity/Base number\*100

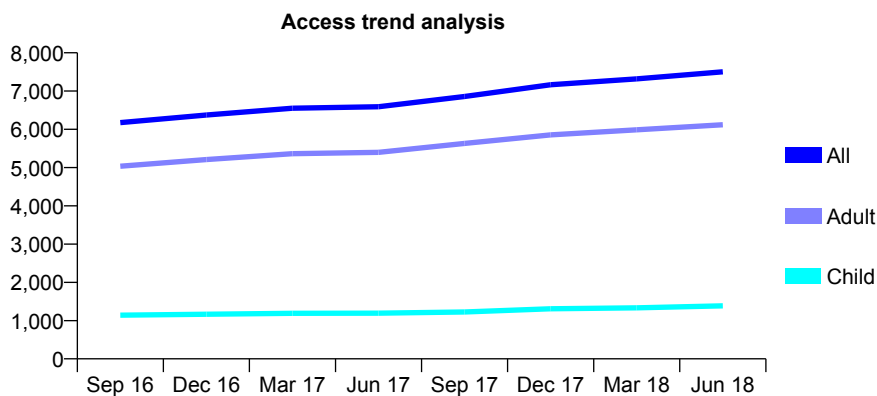
## Q57 - Vital Signs At a Glance Contract Report for 169056/0001 - June 2018

Name or company name	Mr. Mazdak Eyrumlu and Honar Shakir
Contract type name	GDS Contract
Purpose of contract	General
Contract start date	09/11/2012
Contract end date	

18/19 Contracted general activity (UDA)	25,845
Carry forward general activity (UDA)	0
18/19 Contracted orthodontic activity (UOA)	0
Carry forward orthodontic activity (UOA)	0
Baseline contract value	£596,455.76

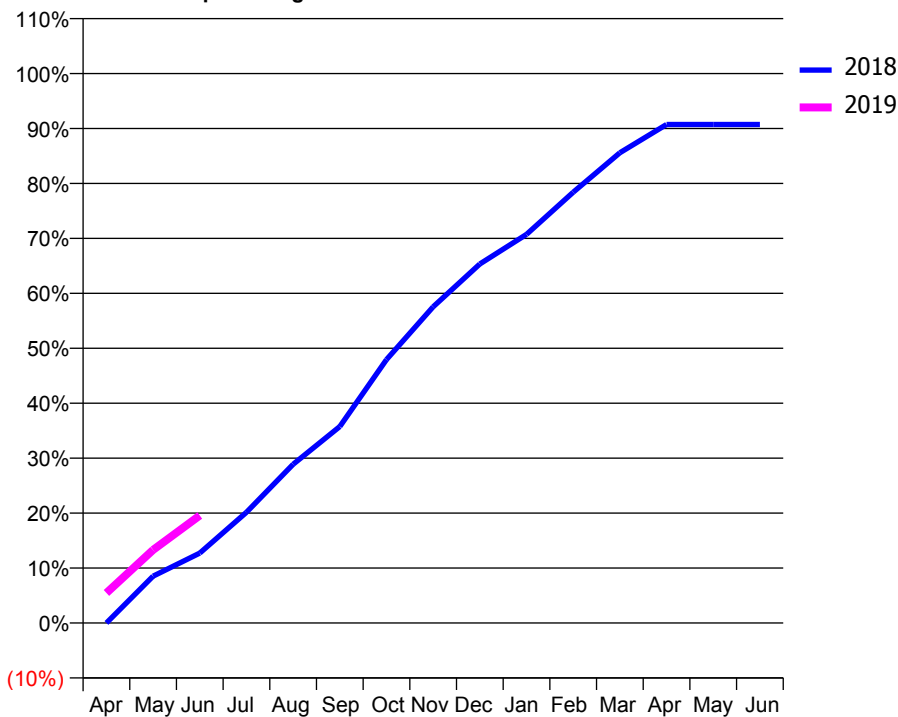
### ACCESS\*

Patients seen in 24 months	Total	Change since previous quarter
Quarter ending June 2017	6,591	
Quarter ending September 2017	6,857	↑
Quarter ending December 2017	7,164	↑
Quarter ending March 2018	7,319	↑
Quarter ending June 2018	7,503	↑
<b>Variance since June 2017</b>	<b>13.8%</b>	<b>↑</b>



### ACTIVITY

Cumulative percentage of contracted UDA delivered 2018 & 2019



Month	Adjusted Scheduled Activity (UDA)	
	2018	2019
April	0	1,416
May	2,207	3,442
June	3,288	5,056
July	5,212	
August	7,465	
September	9,240	
October	12,391	
November	14,872	
December	16,890	
January	18,277	
February	20,261	
March	22,119	
April	23,450	
May	23,449	
June	23,449	

### QUALITY

	Quantity	Base Number	Contract	AT	Region	England
% of FP17s for the same patient ID Re-attending within 3 months - Children	18	482	3.7%	9.6%	11.3%	11.5%
% of FP17s for the same patient ID Re-attending within 3 months - Adults	241	1,988	12.1%	14.2%	14.9%	15.4%
% of FP17s for the same patient ID Re-attending between 3 & 9 months - Children	256	482	53.1%	56.4%	60.0%	58.9%
% of FP17s for the same patient ID Re-attending between 3 & 9 months - Adults	1,013	1,988	51.0%	50.6%	52.6%	51.6%
% of FP17s for Band 1 Urgent Courses	144	2,087	6.9%	8.3%	7.9%	8.9%
% of FP17s Relating to Free Repair or Replacements	11	2,087	0.5%	0.7%	0.8%	0.8%
% of FP17s Relating to Continuations	54	2,087	2.6%	0.9%	0.9%	0.9%
% of Patients satisfied with the dentistry they have received	10	10	100.0%	92.7%	93.2%	93.2%
% of Patients satisfied with the time they had to wait for an appointment	10	10	100.0%	89.5%	89.1%	88.8%

\* This is based on patients treated on this contract for their most recent course of treatment. Figures in italics indicate the base number of FP17s or Patient Questionnaire responses are less than 100. N/A is shown where the base number of responses is less than 10 during the period. % is calculated as Quantity/Base number\*100

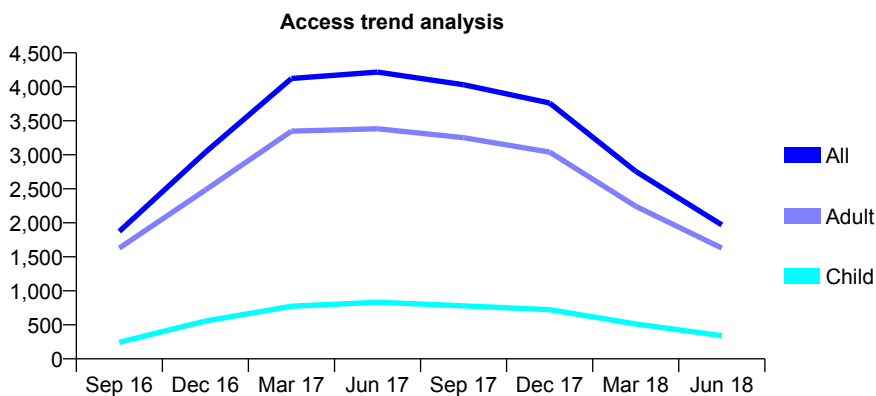
## Q57 - Vital Signs At a Glance Contract Report for 169986/0001 - June 2018

Name or company name	Redmayne Partnership
Contract type name	GDS Contract
Purpose of contract	General
Contract start date	01/04/2015
Contract end date	

18/19 Contracted general activity (UDA)	8,401
Carry forward general activity (UDA)	0
18/19 Contracted orthodontic activity (UOA)	0
Carry forward orthodontic activity (UOA)	0
Baseline contract value	£180,621.50

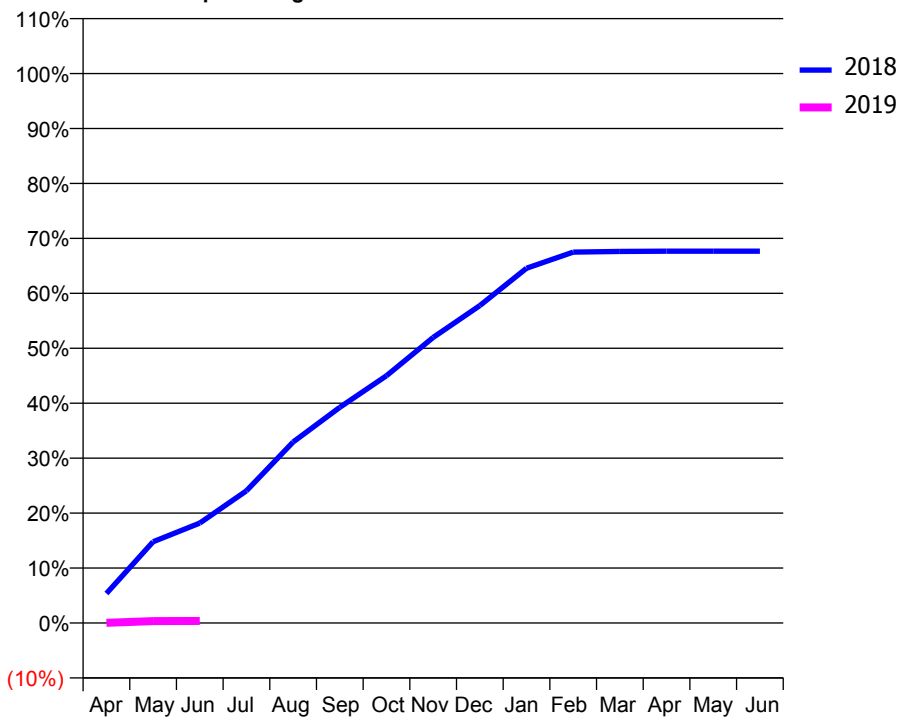
### ACCESS\*

Patients seen in 24 months	Total	Change since previous quarter
Quarter ending June 2017	4,216	
Quarter ending September 2017	4,030	↓
Quarter ending December 2017	3,762	↓
Quarter ending March 2018	2,757	↓
Quarter ending June 2018	1,969	↓
<b>Variance since June 2017</b>	<b>(53.3%)</b>	<b>↓</b>



### ACTIVITY

Cumulative percentage of contracted UDA delivered 2018 & 2019



Adjusted Scheduled Activity (UDA)

Month	2018	2019
April	452	3
May	1,243	29
June	1,529	32
July	2,021	
August	2,768	
September	3,298	
October	3,780	
November	4,366	
December	4,852	
January	5,425	
February	5,670	
March	5,680	
April	5,684	
May	5,685	
June	5,685	

### QUALITY

	Quantity	Base Number	Contract	AT	Region	England
% of FP17s for the same patient ID Re-attending within 3 months - Children	0	5	0.0%	9.6%	11.3%	11.5%
% of FP17s for the same patient ID Re-attending within 3 months - Adults	1	16	6.3%	14.2%	14.9%	15.4%
% of FP17s for the same patient ID Re-attending between 3 & 9 months - Children	1	5	20.0%	56.4%	60.0%	58.9%
% of FP17s for the same patient ID Re-attending between 3 & 9 months - Adults	3	16	18.8%	50.6%	52.6%	51.6%
% of FP17s for Band 1 Urgent Courses	2	18	11.1%	8.3%	7.9%	8.9%
% of FP17s Relating to Free Repair or Replacements	3	18	16.7%	0.7%	0.8%	0.8%
% of FP17s Relating to Continuations	0	18	0.0%	0.9%	0.9%	0.9%
% of Patients satisfied with the dentistry they have received	0	1	N/A	92.7%	93.2%	93.2%
% of Patients satisfied with the time they had to wait for an appointment	0	1	N/A	89.5%	89.1%	88.8%

\* This is based on patients treated on this contract for their most recent course of treatment. Figures in italics indicate the base number of FP17s or Patient Questionnaire responses are less than 100. N/A is shown where the base number of responses is less than 10 during the period. % is calculated as Quantity/Base number\*100

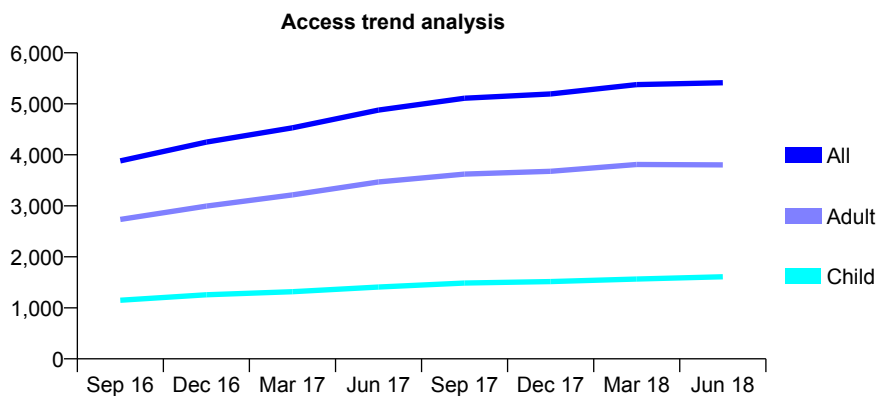
## Q57 - Vital Signs At a Glance Contract Report for 172960/0001 - June 2018

Name or company name	Billericay Dental Care
Contract type name	GDS Contract
Purpose of contract	General
Contract start date	01/09/2015
Contract end date	

18/19 Contracted general activity (UDA)	12,616
Carry forward general activity (UDA)	0
18/19 Contracted orthodontic activity (UOA)	0
Carry forward orthodontic activity (UOA)	0
Baseline contract value	£303,823.44

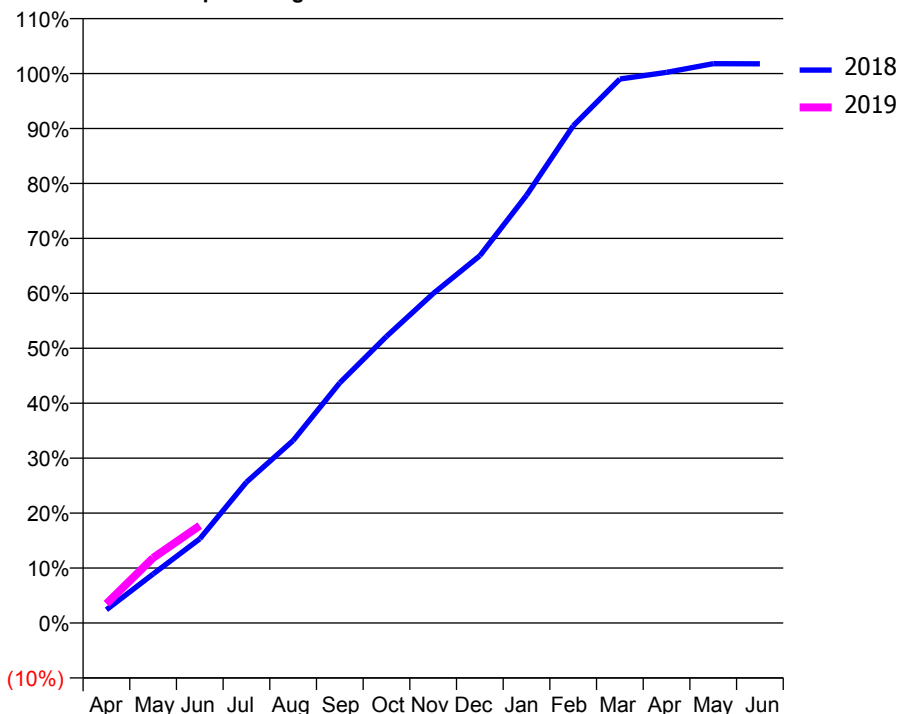
### ACCESS\*

Patients seen in 24 months	Total	Change since previous quarter
Quarter ending June 2017	4,876	
Quarter ending September 2017	5,109	↑
Quarter ending December 2017	5,193	→
Quarter ending March 2018	5,376	↑
Quarter ending June 2018	5,412	→
<b>Variance since June 2017</b>	<b>11.0%</b>	<b>↑</b>



### ACTIVITY

Cumulative percentage of contracted UDA delivered 2018 & 2019



Adjusted Scheduled Activity (UDA)		
Month	2018	2019
April	304	443
May	1,126	1,495
June	1,932	2,237
July	3,236	
August	4,191	
September	5,517	
October	6,580	
November	7,562	
December	8,432	
January	9,820	
February	11,414	
March	12,488	
April	12,644	
May	12,841	
June	12,837	

### QUALITY

	Quantity	Base Number	Contract	AT	Region	England
% of FP17s for the same patient ID Re-attending within 3 months - Children	59	532	11.1%	9.6%	11.3%	11.5%
% of FP17s for the same patient ID Re-attending within 3 months - Adults	120	1,047	11.5%	14.2%	14.9%	15.4%
% of FP17s for the same patient ID Re-attending between 3 & 9 months - Children	305	532	57.3%	56.4%	60.0%	58.9%
% of FP17s for the same patient ID Re-attending between 3 & 9 months - Adults	567	1,047	54.2%	50.6%	52.6%	51.6%
% of FP17s for Band 1 Urgent Courses	116	1,346	8.6%	8.3%	7.9%	8.9%
% of FP17s Relating to Free Repair or Replacements	9	1,346	0.7%	0.7%	0.8%	0.8%
% of FP17s Relating to Continuations	3	1,346	0.2%	0.9%	0.9%	0.9%
% of Patients satisfied with the dentistry they have received	7	7	N/A	92.7%	93.2%	93.2%
% of Patients satisfied with the time they had to wait for an appointment	6	7	N/A	89.5%	89.1%	88.8%

\* This is based on patients treated on this contract for their most recent course of treatment. Figures in italics indicate the base number of FP17s or Patient Questionnaire responses are less than 100. N/A is shown where the base number of responses is less than 10 during the period. % is calculated as Quantity/Base number\*100

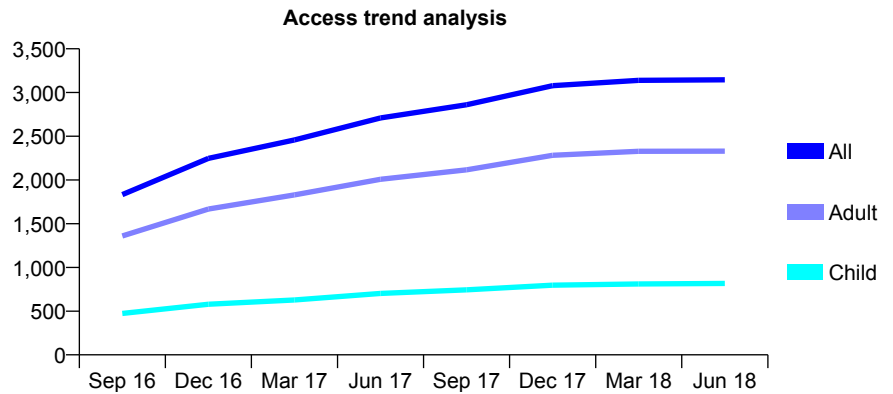
## Q57 - Vital Signs At a Glance Contract Report for 173215/0001 - June 2018

Name or company name	Thames Dental Surgery
Contract type name	GDS Contract
Purpose of contract	General
Contract start date	01/02/2016
Contract end date	

18/19 Contracted general activity (UDA)	9,258
Carry forward general activity (UDA)	0
18/19 Contracted orthodontic activity (UOA)	0
Carry forward orthodontic activity (UOA)	0
Baseline contract value	£226,372.34

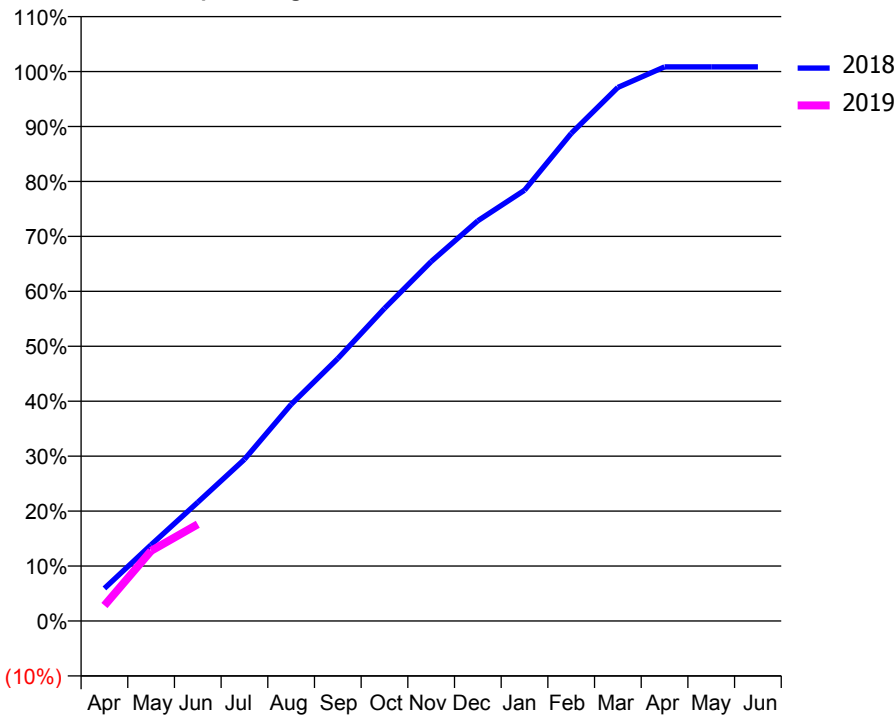
### ACCESS\*

Patients seen in 24 months	Total	Change since previous quarter
Quarter ending June 2017	2,710	
Quarter ending September 2017	2,860	↑
Quarter ending December 2017	3,079	↑
Quarter ending March 2018	3,139	→
Quarter ending June 2018	3,146	→
<b>Variance since June 2017</b>	<b>16.1%</b>	<b>↑</b>



### ACTIVITY

Cumulative percentage of contracted UDA delivered 2018 & 2019



Month	Adjusted Scheduled Activity (UDA)	
	2018	2019
April	550	262
May	1,285	1,184
June	2,001	1,631
July	2,725	
August	3,649	
September	4,423	
October	5,268	
November	6,056	
December	6,742	
January	7,257	
February	8,215	
March	8,991	
April	9,337	
May	9,336	
June	9,336	

### QUALITY

	Quantity	Base Number	Contract	AT	Region	England
% of FP17s for the same patient ID Re-attending within 3 months - Children	10	226	4.4%	9.6%	11.3%	11.5%
% of FP17s for the same patient ID Re-attending within 3 months - Adults	71	661	10.7%	14.2%	14.9%	15.4%
% of FP17s for the same patient ID Re-attending between 3 & 9 months - Children	117	226	51.8%	56.4%	60.0%	58.9%
% of FP17s for the same patient ID Re-attending between 3 & 9 months - Adults	356	661	53.9%	50.6%	52.6%	51.6%
% of FP17s for Band 1 Urgent Courses	59	749	7.9%	8.3%	7.9%	8.9%
% of FP17s Relating to Free Repair or Replacements	7	749	0.9%	0.7%	0.8%	0.8%
% of FP17s Relating to Continuations	9	749	1.2%	0.9%	0.9%	0.9%
% of Patients satisfied with the dentistry they have received	15	16	93.8%	92.7%	93.2%	93.2%
% of Patients satisfied with the time they had to wait for an appointment	16	16	100.0%	89.5%	89.1%	88.8%

\* This is based on patients treated on this contract for their most recent course of treatment. Figures in italics indicate the base number of FP17s or Patient Questionnaire responses are less than 100. N/A is shown where the base number of responses is less than 10 during the period. % is calculated as Quantity/Base number\*100

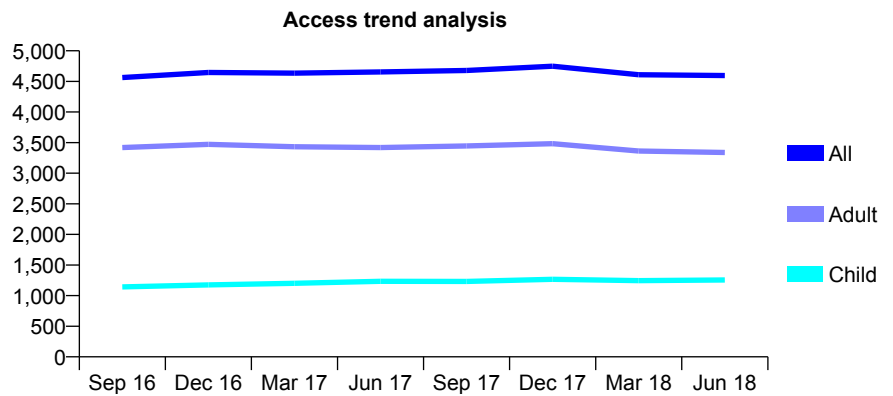
## Q57 - Vital Signs At a Glance Contract Report for 173894/0001 - June 2018

Name or company name	Mr R Patel and Associates
Contract type name	GDS Contract
Purpose of contract	General
Contract start date	01/09/2011
Contract end date	

18/19 Contracted general activity (UDA)	12,350
Carry forward general activity (UDA)	0
18/19 Contracted orthodontic activity (UOA)	0
Carry forward orthodontic activity (UOA)	0
Baseline contract value	£381,302.23

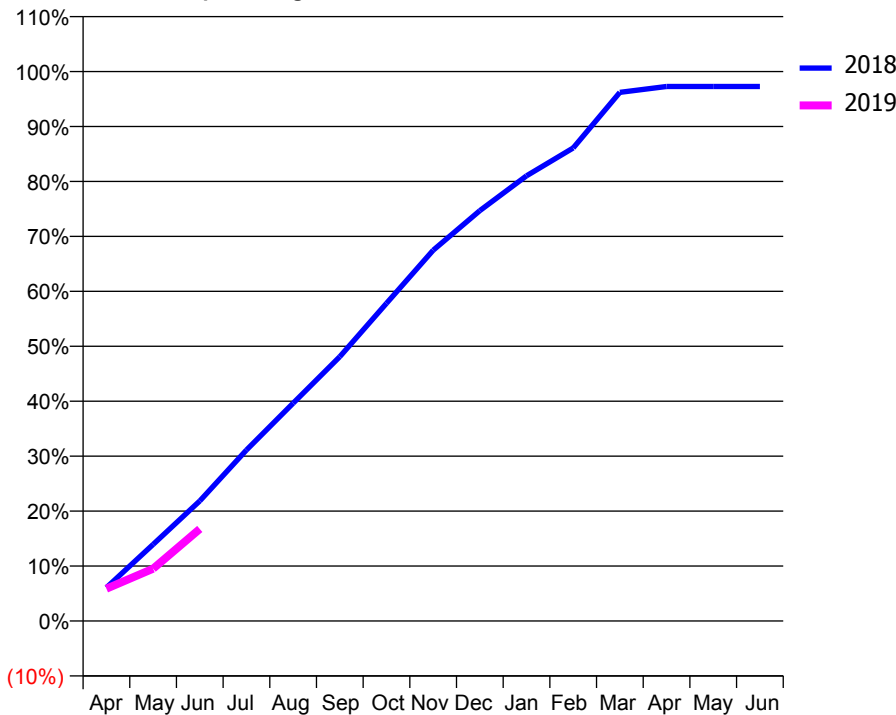
### ACCESS\*

Patients seen in 24 months	Total	Change since previous quarter
Quarter ending June 2017	4,655	
Quarter ending September 2017	4,678	→
Quarter ending December 2017	4,748	→
Quarter ending March 2018	4,608	↓
Quarter ending June 2018	4,595	→
<b>Variance since June 2017</b>	<b>(1.3%)</b>	<b>↓</b>



### ACTIVITY

Cumulative percentage of contracted UDA delivered 2018 & 2019



Adjusted Scheduled Activity (UDA)		
Month	2018	2019
April	751	726
May	1,723	1,176
June	2,700	2,068
July	3,845	
August	4,897	
September	5,943	
October	7,141	
November	8,333	
December	9,224	
January	10,006	
February	10,633	
March	11,882	
April	12,012	
May	12,013	
June	12,013	

### QUALITY

	Quantity	Base Number	Contract	AT	Region	England
% of FP17s for the same patient ID Re-attending within 3 months - Children	23	391	5.9%	9.6%	11.3%	11.5%
% of FP17s for the same patient ID Re-attending within 3 months - Adults	92	1,051	8.8%	14.2%	14.9%	15.4%
% of FP17s for the same patient ID Re-attending between 3 & 9 months - Children	258	391	66.0%	56.4%	60.0%	58.9%
% of FP17s for the same patient ID Re-attending between 3 & 9 months - Adults	680	1,051	64.7%	50.6%	52.6%	51.6%
% of FP17s for Band 1 Urgent Courses	112	1,348	8.3%	8.3%	7.9%	8.9%
% of FP17s Relating to Free Repair or Replacements	9	1,348	0.7%	0.7%	0.8%	0.8%
% of FP17s Relating to Continuations	7	1,348	0.5%	0.9%	0.9%	0.9%
% of Patients satisfied with the dentistry they have received	4	4	N/A	92.7%	93.2%	93.2%
% of Patients satisfied with the time they had to wait for an appointment	4	4	N/A	89.5%	89.1%	88.8%

\* This is based on patients treated on this contract for their most recent course of treatment. Figures in italics indicate the base number of FP17s or Patient Questionnaire responses are less than 100. N/A is shown where the base number of responses is less than 10 during the period. % is calculated as Quantity/Base number\*100

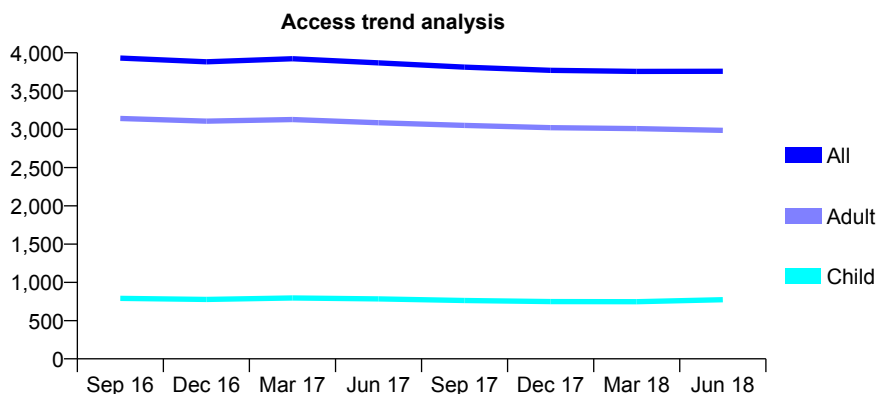
## Q57 - Vital Signs At a Glance Contract Report for 174483/0001 - June 2018

Name or company name	Mr R M Karimi & Mr S Abbasi
Contract type name	GDS Contract
Purpose of contract	General
Contract start date	01/10/2008
Contract end date	

18/19 Contracted general activity (UDA)	15,212
Carry forward general activity (UDA)	0
18/19 Contracted orthodontic activity (UOA)	0
Carry forward orthodontic activity (UOA)	0
Baseline contract value	£481,325.03

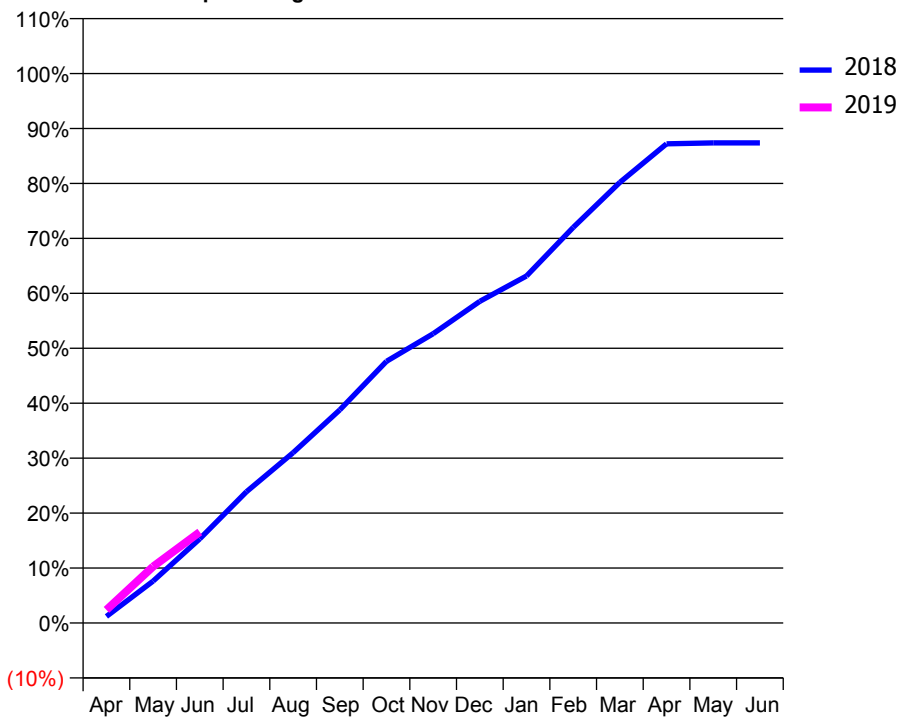
### ACCESS\*

Patients seen in 24 months	Total	Change since previous quarter
Quarter ending June 2017	3,869	
Quarter ending September 2017	3,813	↓
Quarter ending December 2017	3,770	↓
Quarter ending March 2018	3,756	→
Quarter ending June 2018	3,759	→
<b>Variance since June 2017</b>	<b>(2.8%)</b>	<b>↓</b>



### ACTIVITY

Cumulative percentage of contracted UDA delivered 2018 & 2019



Month	Adjusted Scheduled Activity (UDA)	
	2018	2019
April	182	364
May	1,160	1,562
June	2,333	2,519
July	3,634	
August	4,716	
September	5,900	
October	7,244	
November	8,010	
December	8,905	
January	9,609	
February	10,950	
March	12,199	
April	13,266	
May	13,290	
June	13,290	

### QUALITY

	Quantity	Base Number	Contract	AT	Region	England
% of FP17s for the same patient ID Re-attending within 3 months - Children	12	250	4.8%	9.6%	11.3%	11.5%
% of FP17s for the same patient ID Re-attending within 3 months - Adults	98	895	10.9%	14.2%	14.9%	15.4%
% of FP17s for the same patient ID Re-attending between 3 & 9 months - Children	105	250	42.0%	56.4%	60.0%	58.9%
% of FP17s for the same patient ID Re-attending between 3 & 9 months - Adults	460	895	51.4%	50.6%	52.6%	51.6%
% of FP17s for Band 1 Urgent Courses	60	965	6.2%	8.3%	7.9%	8.9%
% of FP17s Relating to Free Repair or Replacements	0	965	0.0%	0.7%	0.8%	0.8%
% of FP17s Relating to Continuations	25	965	2.6%	0.9%	0.9%	0.9%
% of Patients satisfied with the dentistry they have received	3	3	N/A	92.7%	93.2%	93.2%
% of Patients satisfied with the time they had to wait for an appointment	3	3	N/A	89.5%	89.1%	88.8%

\* This is based on patients treated on this contract for their most recent course of treatment. Figures in italics indicate the base number of FP17s or Patient Questionnaire responses are less than 100. N/A is shown where the base number of responses is less than 10 during the period. % is calculated as Quantity/Base number\*100



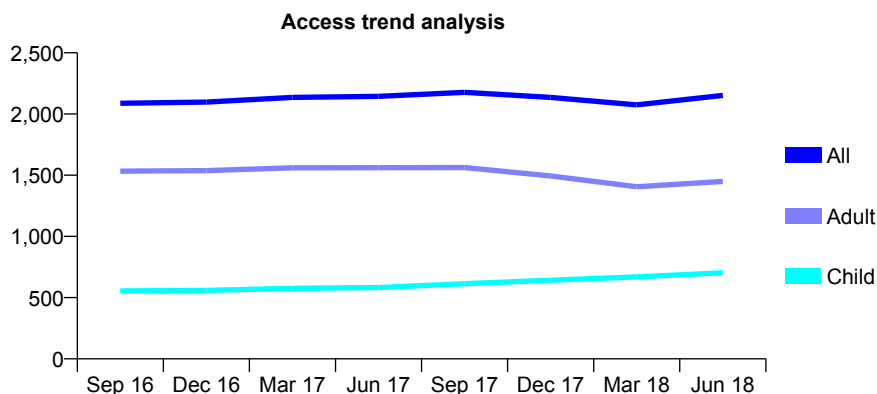
## Q57 - Vital Signs At a Glance Contract Report for 174734/0001 - June 2018

Name or company name	Mr Azm Ahmed & Mrs Samira Ahmed
Contract type name	GDS Contract
Purpose of contract	General
Contract start date	01/09/2013
Contract end date	

18/19 Contracted general activity (UDA)	6,000
Carry forward general activity (UDA)	0
18/19 Contracted orthodontic activity (UOA)	0
Carry forward orthodontic activity (UOA)	0
Baseline contract value	£143,888.68

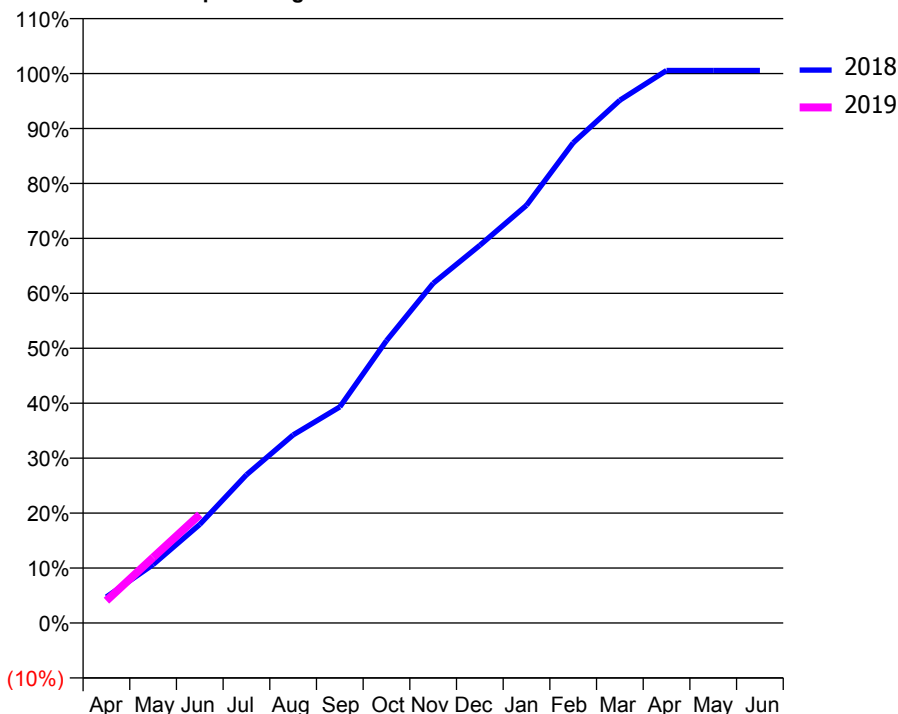
### ACCESS\*

Patients seen in 24 months	Total	Change since previous quarter
Quarter ending June 2017	2,144	
Quarter ending September 2017	2,177	→
Quarter ending December 2017	2,136	↓
Quarter ending March 2018	2,075	↓
Quarter ending June 2018	2,152	↑
<b>Variance since June 2017</b>	<b>0.4%</b>	<b>→</b>



### ACTIVITY

Cumulative percentage of contracted UDA delivered 2018 & 2019



Month	Adjusted Scheduled Activity (UDA)	
	2018	2019
April	285	244
May	638	716
June	1,076	1,185
July	1,618	
August	2,054	
September	2,360	
October	3,083	
November	3,710	
December	4,124	
January	4,560	
February	5,243	
March	5,709	
April	6,033	
May	6,033	
June	6,033	

### QUALITY

	Quantity	Base Number	Contract	AT	Region	England
% of FP17s for the same patient ID Re-attending within 3 months - Children	20	266	7.5%	9.6%	11.3%	11.5%
% of FP17s for the same patient ID Re-attending within 3 months - Adults	50	516	9.7%	14.2%	14.9%	15.4%
% of FP17s for the same patient ID Re-attending between 3 & 9 months - Children	156	266	58.6%	56.4%	60.0%	58.9%
% of FP17s for the same patient ID Re-attending between 3 & 9 months - Adults	320	516	62.0%	50.6%	52.6%	51.6%
% of FP17s for Band 1 Urgent Courses	55	659	8.3%	8.3%	7.9%	8.9%
% of FP17s Relating to Free Repair or Replacements	1	659	0.2%	0.7%	0.8%	0.8%
% of FP17s Relating to Continuations	3	659	0.5%	0.9%	0.9%	0.9%
% of Patients satisfied with the dentistry they have received	4	4	N/A	92.7%	93.2%	93.2%
% of Patients satisfied with the time they had to wait for an appointment	4	4	N/A	89.5%	89.1%	88.8%

\* This is based on patients treated on this contract for their most recent course of treatment. Figures in italics indicate the base number of FP17s or Patient Questionnaire responses are less than 100. N/A is shown where the base number of responses is less than 10 during the period. % is calculated as Quantity/Base number\*100

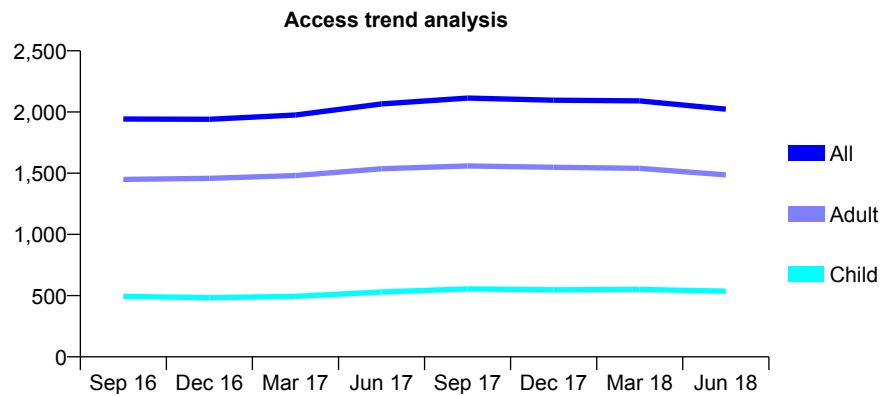
## Q57 - Vital Signs At a Glance Contract Report for 175765/0001 - June 2018

Name or company name	Church Hill Dental Practice
Contract type name	GDS Contract
Purpose of contract	General
Contract start date	01/09/2010
Contract end date	

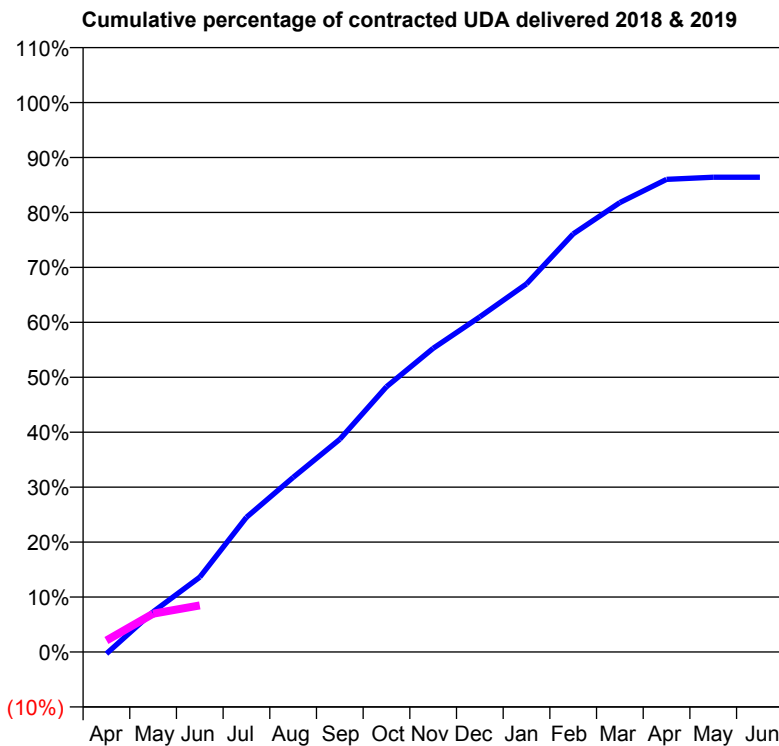
18/19 Contracted general activity (UDA)	6,000
Carry forward general activity (UDA)	0
18/19 Contracted orthodontic activity (UOA)	0
Carry forward orthodontic activity (UOA)	0
Baseline contract value	£145,896.41

### ACCESS\*

Patients seen in 24 months	Total	Change since previous quarter
Quarter ending June 2017	2,066	
Quarter ending September 2017	2,114	↑
Quarter ending December 2017	2,096	→
Quarter ending March 2018	2,091	→
Quarter ending June 2018	2,023	↓
<b>Variance since June 2017</b>	<b>(2.1%)</b>	<b>↓</b>



### ACTIVITY



Month	Adjusted Scheduled Activity (UDA)	
	2018	2019
April	-20	127
May	439	418
June	818	508
July	1,471	
August	1,906	
September	2,323	
October	2,897	
November	3,316	
December	3,659	
January	4,019	
February	4,565	
March	4,907	
April	5,161	
May	5,184	
June	5,184	

### QUALITY

	Quantity	Base Number	Contract	AT	Region	England
% of FP17s for the same patient ID Re-attending within 3 months - Children	10	107	9.3%	9.6%	11.3%	11.5%
% of FP17s for the same patient ID Re-attending within 3 months - Adults	50	335	14.9%	14.2%	14.9%	15.4%
% of FP17s for the same patient ID Re-attending between 3 & 9 months - Children	46	107	43.0%	56.4%	60.0%	58.9%
% of FP17s for the same patient ID Re-attending between 3 & 9 months - Adults	173	335	51.6%	50.6%	52.6%	51.6%
% of FP17s for Band 1 Urgent Courses	32	316	10.1%	8.3%	7.9%	8.9%
% of FP17s Relating to Free Repair or Replacements	2	316	0.6%	0.7%	0.8%	0.8%
% of FP17s Relating to Continuations	3	316	0.9%	0.9%	0.9%	0.9%
% of Patients satisfied with the dentistry they have received	0	1	N/A	92.7%	93.2%	93.2%
% of Patients satisfied with the time they had to wait for an appointment	0	1	N/A	89.5%	89.1%	88.8%

\* This is based on patients treated on this contract for their most recent course of treatment. Figures in italics indicate the base number of FP17s or Patient Questionnaire responses are less than 100. N/A is shown where the base number of responses is less than 10 during the period. % is calculated as Quantity/Base number\*100

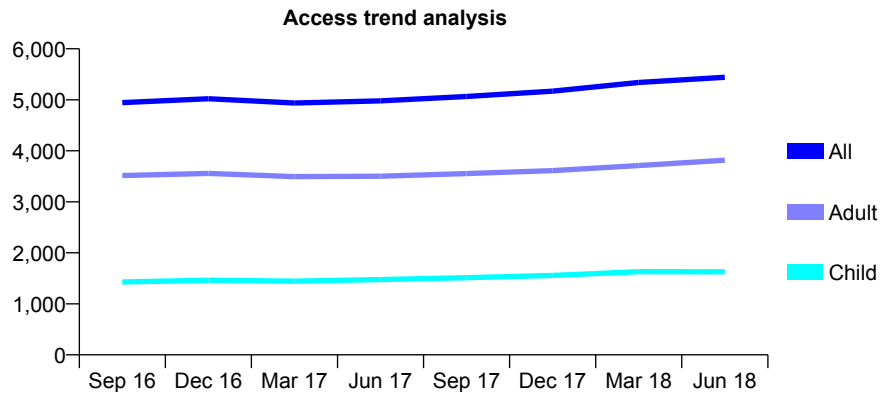
## Q57 - Vital Signs At a Glance Contract Report for 177733/0001 - June 2018

Name or company name	Manningtree Practice Limited
Contract type name	GDS Contract
Purpose of contract	General
Contract start date	01/12/2010
Contract end date	

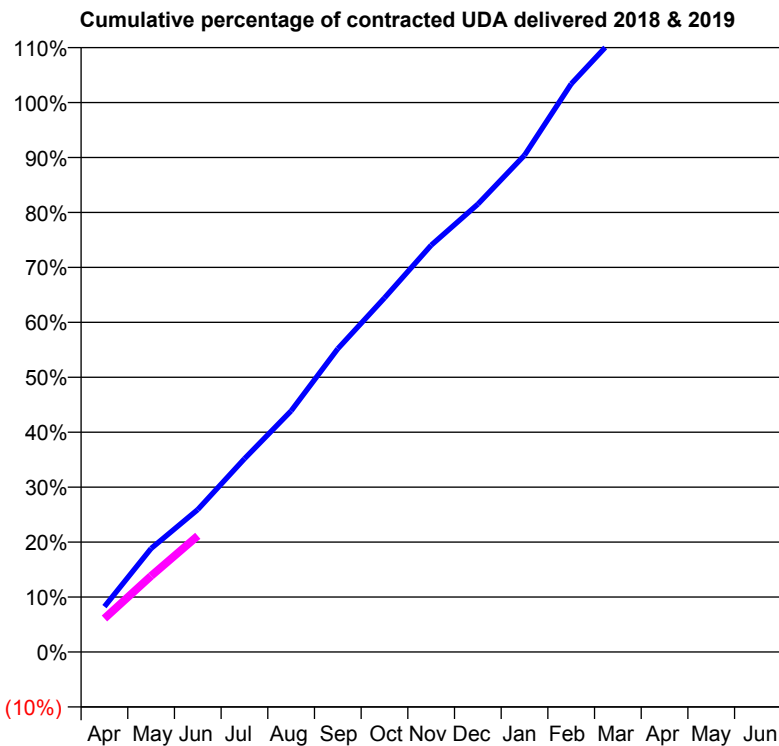
18/19 Contracted general activity (UDA)	10,076
Carry forward general activity (UDA)	0
18/19 Contracted orthodontic activity (UOA)	0
Carry forward orthodontic activity (UOA)	0
Baseline contract value	£281,678.12

### ACCESS\*

Patients seen in 24 months	Total	Change since previous quarter
Quarter ending June 2017	4,978	
Quarter ending September 2017	5,065	→
Quarter ending December 2017	5,171	↑
Quarter ending March 2018	5,339	↑
Quarter ending June 2018	5,443	→
<b>Variance since June 2017</b>	<b>9.3%</b>	<b>↑</b>



### ACTIVITY



Adjusted Scheduled Activity (UDA)		
Month	2018	2019
April	832	616
May	1,900	1,395
June	2,612	2,130
July	3,544	
August	4,421	
September	5,561	
October	6,493	
November	7,459	
December	8,213	
January	9,110	
February	10,417	
March	11,332	
April	12,050	
May	12,051	
June	12,051	

### QUALITY

	Quantity	Base Number	Contract	AT	Region	England
% of FP17s for the same patient ID Re-attending within 3 months - Children	47	600	7.8%	9.6%	11.3%	11.5%
% of FP17s for the same patient ID Re-attending within 3 months - Adults	224	1,390	16.1%	14.2%	14.9%	15.4%
% of FP17s for the same patient ID Re-attending between 3 & 9 months - Children	345	600	57.5%	56.4%	60.0%	58.9%
% of FP17s for the same patient ID Re-attending between 3 & 9 months - Adults	619	1,390	44.5%	50.6%	52.6%	51.6%
% of FP17s for Band 1 Urgent Courses	205	1,365	15.0%	8.3%	7.9%	8.9%
% of FP17s Relating to Free Repair or Replacements	2	1,365	0.1%	0.7%	0.8%	0.8%
% of FP17s Relating to Continuations	1	1,365	0.1%	0.9%	0.9%	0.9%
% of Patients satisfied with the dentistry they have received	8	9	N/A	92.7%	93.2%	93.2%
% of Patients satisfied with the time they had to wait for an appointment	9	9	N/A	89.5%	89.1%	88.8%

\* This is based on patients treated on this contract for their most recent course of treatment. Figures in italics indicate the base number of FP17s or Patient Questionnaire responses are less than 100. N/A is shown where the base number of responses is less than 10 during the period. % is calculated as Quantity/Base number\*100

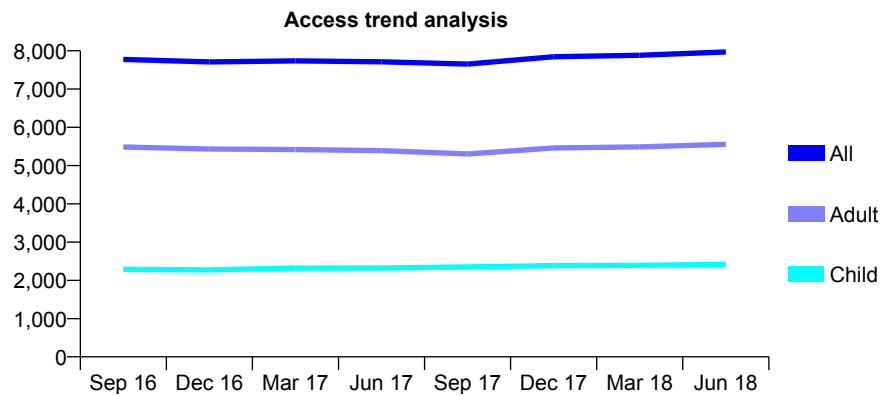
## Q57 - Vital Signs At a Glance Contract Report for 179078/0001 - June 2018

Name or company name	Lister House Dental Centre
Contract type name	GDS Contract
Purpose of contract	General
Contract start date	01/04/2013
Contract end date	

18/19 Contracted general activity (UDA)	19,852
Carry forward general activity (UDA)	0
18/19 Contracted orthodontic activity (UOA)	0
Carry forward orthodontic activity (UOA)	0
Baseline contract value	£566,256.84

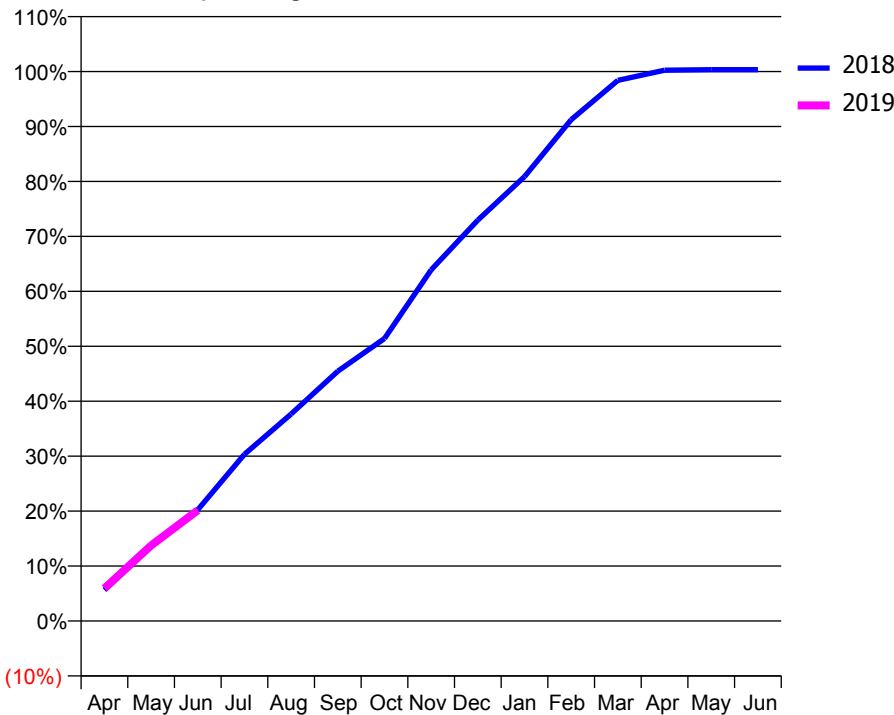
### ACCESS\*

Patients seen in 24 months	Total	Change since previous quarter
Quarter ending June 2017	7,714	
Quarter ending September 2017	7,652	→
Quarter ending December 2017	7,846	↑
Quarter ending March 2018	7,883	→
Quarter ending June 2018	7,972	→
<b>Variance since June 2017</b>	<b>3.3%</b>	<b>↑</b>



### ACTIVITY

Cumulative percentage of contracted UDA delivered 2018 & 2019



Month	Adjusted Scheduled Activity (UDA)	
	2018	2019
April	1,119	1,177
May	2,735	2,728
June	4,020	4,003
July	6,024	
August	7,480	
September	9,025	
October	10,208	
November	12,688	
December	14,482	
January	16,052	
February	18,112	
March	19,530	
April	19,898	
May	19,920	
June	19,918	

### QUALITY

	Quantity	Base Number	Contract	AT	Region	England
% of FP17s for the same patient ID Re-attending within 3 months - Children	68	796	8.5%	9.6%	11.3%	11.5%
% of FP17s for the same patient ID Re-attending within 3 months - Adults	250	1,642	15.2%	14.2%	14.9%	15.4%
% of FP17s for the same patient ID Re-attending between 3 & 9 months - Children	465	796	58.4%	56.4%	60.0%	58.9%
% of FP17s for the same patient ID Re-attending between 3 & 9 months - Adults	814	1,642	49.6%	50.6%	52.6%	51.6%
% of FP17s for Band 1 Urgent Courses	208	1,960	10.6%	8.3%	7.9%	8.9%
% of FP17s Relating to Free Repair or Replacements	10	1,960	0.5%	0.7%	0.8%	0.8%
% of FP17s Relating to Continuations	14	1,960	0.7%	0.9%	0.9%	0.9%
% of Patients satisfied with the dentistry they have received	6	7	N/A	92.7%	93.2%	93.2%
% of Patients satisfied with the time they had to wait for an appointment	6	7	N/A	89.5%	89.1%	88.8%

\* This is based on patients treated on this contract for their most recent course of treatment. Figures in italics indicate the base number of FP17s or Patient Questionnaire responses are less than 100. N/A is shown where the base number of responses is less than 10 during the period. % is calculated as Quantity/Base number\*100

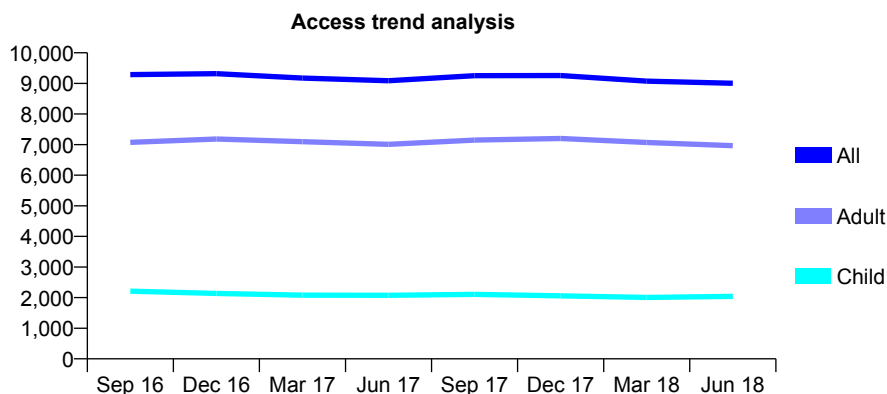
## Q57 - Vital Signs At a Glance Contract Report for 180394/0001 - June 2018

Name or company name	Great Knightleys Dental Clinic
Contract type name	GDS Contract
Purpose of contract	General
Contract start date	01/01/2014
Contract end date	

18/19 Contracted general activity (UDA)	36,655
Carry forward general activity (UDA)	0
18/19 Contracted orthodontic activity (UOA)	0
Carry forward orthodontic activity (UOA)	0
Baseline contract value	£1,122,388.23

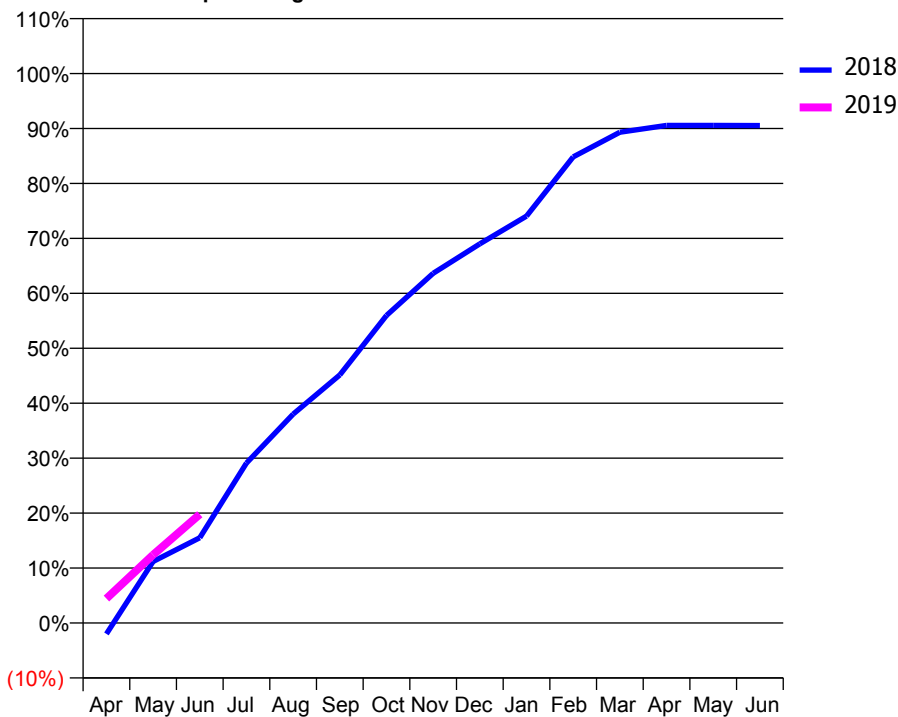
### ACCESS\*

Patients seen in 24 months	Total	Change since previous quarter
Quarter ending June 2017	9,087	
Quarter ending September 2017	9,253	→
Quarter ending December 2017	9,258	→
Quarter ending March 2018	9,076	↓
Quarter ending June 2018	9,003	→
<b>Variance since June 2017</b>	<b>(0.9%)</b>	→



### ACTIVITY

Cumulative percentage of contracted UDA delivered 2018 & 2019



Month	Adjusted Scheduled Activity (UDA)	
	2018	2019
April	-733	1,630
May	4,103	4,549
June	5,687	7,250
July	10,671	
August	13,937	
September	16,549	
October	20,513	
November	23,328	
December	25,297	
January	27,143	
February	31,089	
March	32,740	
April	33,193	
May	33,189	
June	33,186	

### QUALITY

	Quantity	Base Number	Contract	AT	Region	England
% of FP17s for the same patient ID Re-attending within 3 months - Children	32	553	5.8%	9.6%	11.3%	11.5%
% of FP17s for the same patient ID Re-attending within 3 months - Adults	305	1,670	18.3%	14.2%	14.9%	15.4%
% of FP17s for the same patient ID Re-attending between 3 & 9 months - Children	174	553	31.5%	56.4%	60.0%	58.9%
% of FP17s for the same patient ID Re-attending between 3 & 9 months - Adults	352	1,670	21.1%	50.6%	52.6%	51.6%
% of FP17s for Band 1 Urgent Courses	367	2,049	17.9%	8.3%	7.9%	8.9%
% of FP17s Relating to Free Repair or Replacements	37	2,049	1.8%	0.7%	0.8%	0.8%
% of FP17s Relating to Continuations	68	2,049	3.3%	0.9%	0.9%	0.9%
% of Patients satisfied with the dentistry they have received	8	8	N/A	92.7%	93.2%	93.2%
% of Patients satisfied with the time they had to wait for an appointment	7	8	N/A	89.5%	89.1%	88.8%

\* This is based on patients treated on this contract for their most recent course of treatment. Figures in italics indicate the base number of FP17s or Patient Questionnaire responses are less than 100. N/A is shown where the base number of responses is less than 10 during the period. % is calculated as Quantity/Base number\*100

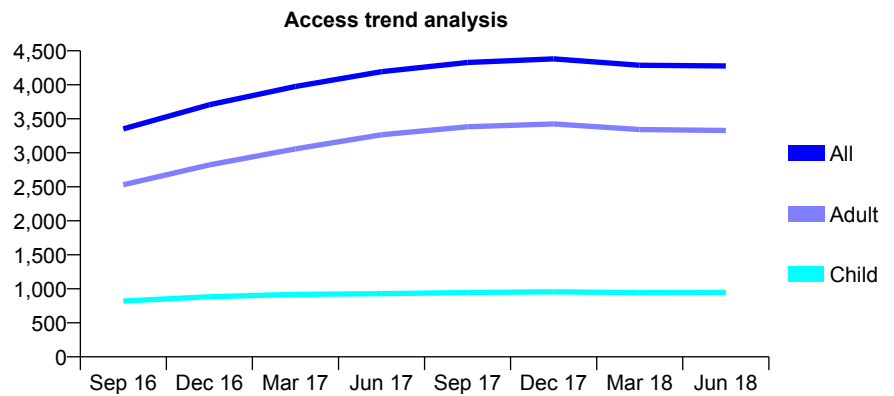
## Q57 - Vital Signs At a Glance Contract Report for 181099/0001 - June 2018

Name or company name	Lemar, Lemar & Finn
Contract type name	GDS Contract
Purpose of contract	General
Contract start date	01/12/2015
Contract end date	

18/19 Contracted general activity (UDA)	12,450
Carry forward general activity (UDA)	0
18/19 Contracted orthodontic activity (UOA)	0
Carry forward orthodontic activity (UOA)	0
Baseline contract value	£287,555.83

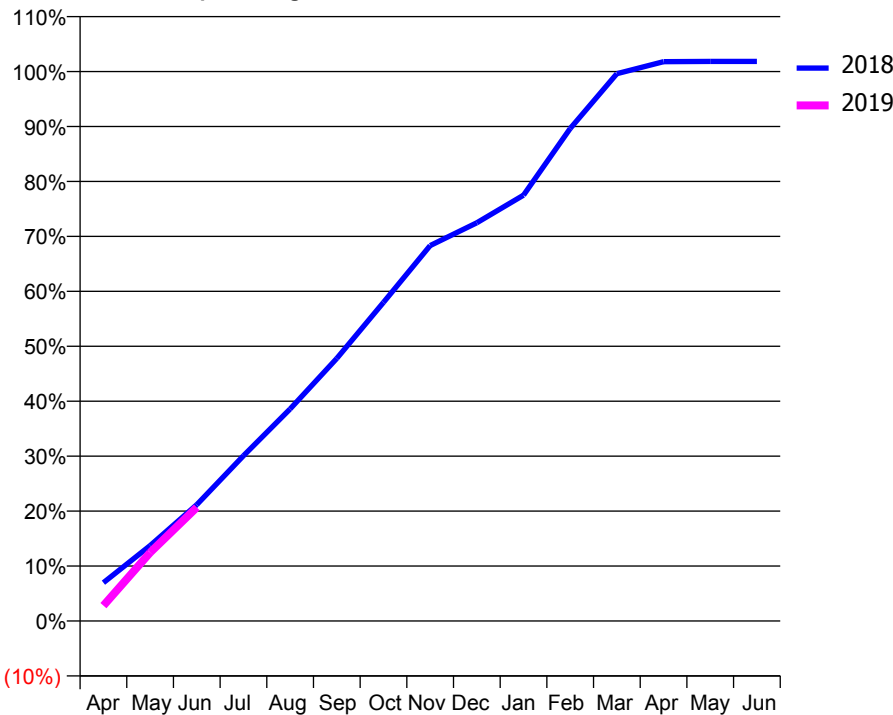
### ACCESS\*

Patients seen in 24 months	Total	Change since previous quarter
Quarter ending June 2017	4,194	
Quarter ending September 2017	4,329	↑
Quarter ending December 2017	4,381	→
Quarter ending March 2018	4,287	↓
Quarter ending June 2018	4,277	→
<b>Variance since June 2017</b>	<b>2.0%</b>	<b>→</b>



### ACTIVITY

Cumulative percentage of contracted UDA delivered 2018 & 2019



Month	Adjusted Scheduled Activity (UDA)	
	2018	2019
April	869	348
May	1,710	1,550
June	2,636	2,575
July	3,745	
August	4,805	
September	5,951	
October	7,220	
November	8,507	
December	9,024	
January	9,650	
February	11,160	
March	12,400	
April	12,671	
May	12,679	
June	12,679	

### QUALITY

	Quantity	Base Number	Contract	AT	Region	England
% of FP17s for the same patient ID Re-attending within 3 months - Children	16	291	5.5%	9.6%	11.3%	11.5%
% of FP17s for the same patient ID Re-attending within 3 months - Adults	104	1,007	10.3%	14.2%	14.9%	15.4%
% of FP17s for the same patient ID Re-attending between 3 & 9 months - Children	143	291	49.1%	56.4%	60.0%	58.9%
% of FP17s for the same patient ID Re-attending between 3 & 9 months - Adults	532	1,007	52.8%	50.6%	52.6%	51.6%
% of FP17s for Band 1 Urgent Courses	51	1,149	4.4%	8.3%	7.9%	8.9%
% of FP17s Relating to Free Repair or Replacements	3	1,149	0.3%	0.7%	0.8%	0.8%
% of FP17s Relating to Continuations	29	1,149	2.5%	0.9%	0.9%	0.9%
% of Patients satisfied with the dentistry they have received	3	3	N/A	92.7%	93.2%	93.2%
% of Patients satisfied with the time they had to wait for an appointment	3	3	N/A	89.5%	89.1%	88.8%

\* This is based on patients treated on this contract for their most recent course of treatment. Figures in italics indicate the base number of FP17s or Patient Questionnaire responses are less than 100. N/A is shown where the base number of responses is less than 10 during the period. % is calculated as Quantity/Base number\*100

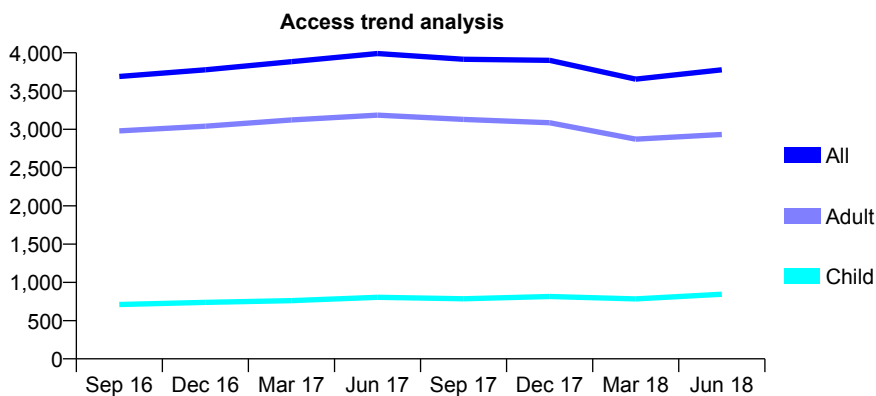
## Q57 - Vital Signs At a Glance Contract Report for 181226/0001 - June 2018

Name or company name	Valley Dental Practice
Contract type name	GDS Contract
Purpose of contract	General
Contract start date	01/07/2012
Contract end date	

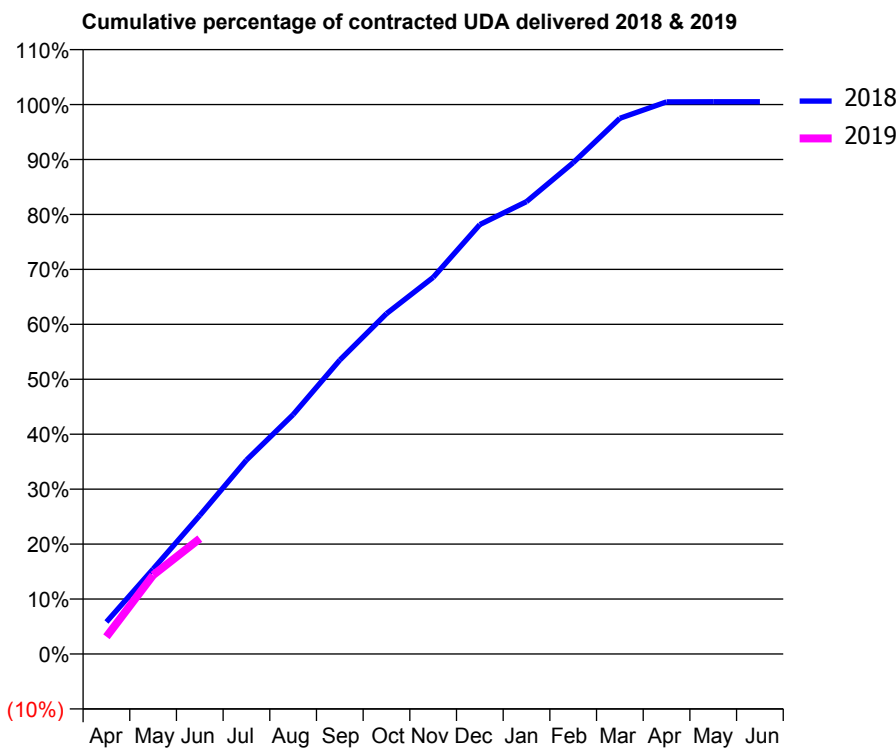
18/19 Contracted general activity (UDA)	8,028
Carry forward general activity (UDA)	0
18/19 Contracted orthodontic activity (UOA)	0
Carry forward orthodontic activity (UOA)	0
Baseline contract value	£181,423.67

### ACCESS\*

Patients seen in 24 months	Total	Change since previous quarter
Quarter ending June 2017	3,991	
Quarter ending September 2017	3,916	↓
Quarter ending December 2017	3,901	→
Quarter ending March 2018	3,655	↓
Quarter ending June 2018	3,778	↑
<b>Variance since June 2017</b>	<b>(5.3%)</b>	<b>↓</b>



### ACTIVITY



Adjusted Scheduled Activity (UDA)		
Month	2018	2019
April	468	252
May	1,242	1,152
June	2,025	1,687
July	2,834	
August	3,498	
September	4,295	
October	4,974	
November	5,503	
December	6,274	
January	6,609	
February	7,178	
March	7,826	
April	8,067	
May	8,068	
June	8,068	

### QUALITY

	Quantity	Base Number	Contract	AT	Region	England
% of FP17s for the same patient ID Re-attending within 3 months - Children	15	308	4.9%	9.6%	11.3%	11.5%
% of FP17s for the same patient ID Re-attending within 3 months - Adults	72	863	8.3%	14.2%	14.9%	15.4%
% of FP17s for the same patient ID Re-attending between 3 & 9 months - Children	116	308	37.7%	56.4%	60.0%	58.9%
% of FP17s for the same patient ID Re-attending between 3 & 9 months - Adults	339	863	39.3%	50.6%	52.6%	51.6%
% of FP17s for Band 1 Urgent Courses	83	964	8.6%	8.3%	7.9%	8.9%
% of FP17s Relating to Free Repair or Replacements	7	964	0.7%	0.7%	0.8%	0.8%
% of FP17s Relating to Continuations	3	964	0.3%	0.9%	0.9%	0.9%
% of Patients satisfied with the dentistry they have received	11	11	100.0%	92.7%	93.2%	93.2%
% of Patients satisfied with the time they had to wait for an appointment	10	11	90.9%	89.5%	89.1%	88.8%

\* This is based on patients treated on this contract for their most recent course of treatment. Figures in italics indicate the base number of FP17s or Patient Questionnaire responses are less than 100. N/A is shown where the base number of responses is less than 10 during the period. % is calculated as Quantity/Base number\*100

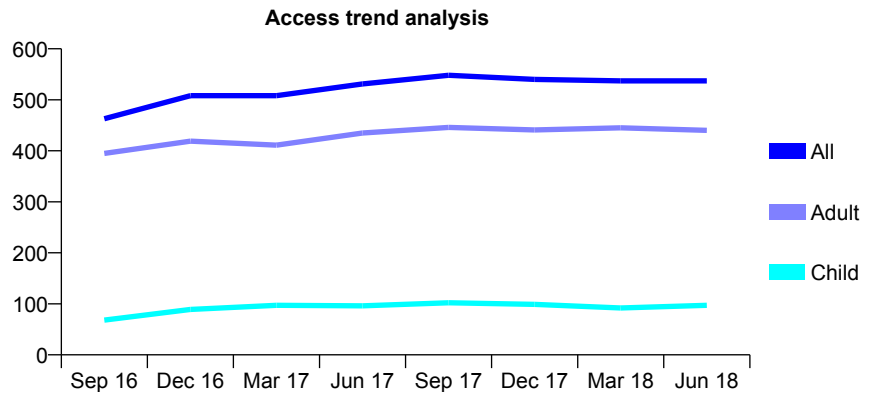
## Q57 - Vital Signs At a Glance Contract Report for 181226/0003 - June 2018

Name or company name	Valley Dental Practice
Contract type name	GDS Contract
Purpose of contract	General
Contract start date	01/07/2012
Contract end date	

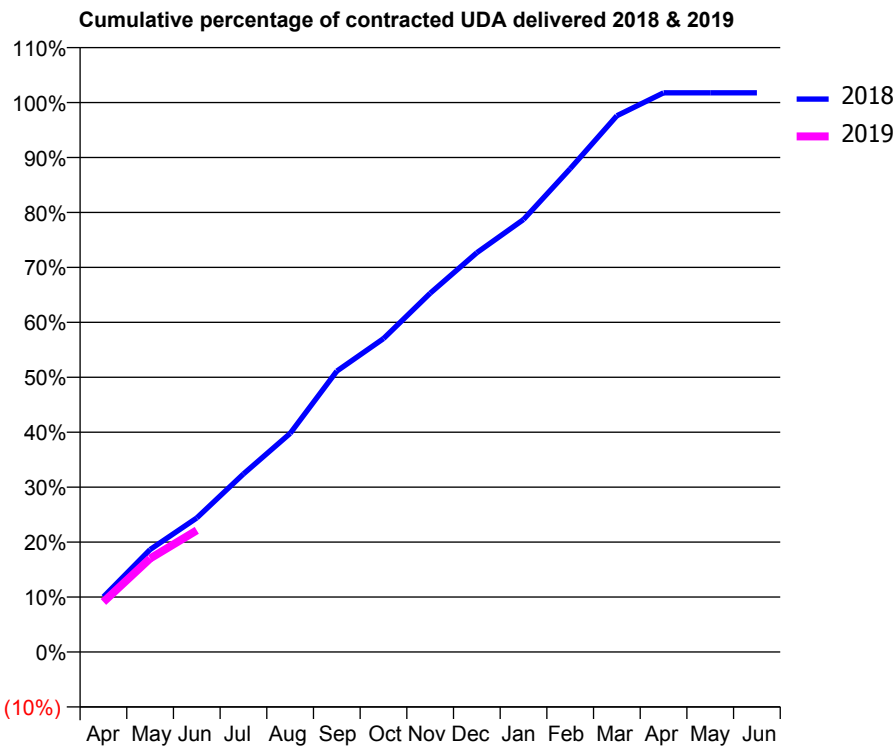
18/19 Contracted general activity (UDA)	1,279
Carry forward general activity (UDA)	0
18/19 Contracted orthodontic activity (UOA)	0
Carry forward orthodontic activity (UOA)	0
Baseline contract value	£29,008.83

### ACCESS\*

Patients seen in 24 months	Total	Change since previous quarter
Quarter ending June 2017	531	
Quarter ending September 2017	548	↑
Quarter ending December 2017	540	↓
Quarter ending March 2018	537	→
Quarter ending June 2018	537	→
<b>Variance since June 2017</b>	<b>1.1%</b>	<b>→</b>



### ACTIVITY



Month	Adjusted Scheduled Activity (UDA)	
	2018	2019
April	128	116
May	239	218
June	312	283
July	415	
August	509	
September	654	
October	729	
November	835	
December	929	
January	1,007	
February	1,125	
March	1,248	
April	1,302	
May	1,302	
June	1,302	

### QUALITY

	Quantity	Base Number	Contract	AT	Region	England
% of FP17s for the same patient ID Re-attending within 3 months - Children	0	36	0.0%	9.6%	11.3%	11.5%
% of FP17s for the same patient ID Re-attending within 3 months - Adults	7	135	5.2%	14.2%	14.9%	15.4%
% of FP17s for the same patient ID Re-attending between 3 & 9 months - Children	13	36	36.1%	56.4%	60.0%	58.9%
% of FP17s for the same patient ID Re-attending between 3 & 9 months - Adults	32	135	23.7%	50.6%	52.6%	51.6%
% of FP17s for Band 1 Urgent Courses	6	141	4.3%	8.3%	7.9%	8.9%
% of FP17s Relating to Free Repair or Replacements	2	141	1.4%	0.7%	0.8%	0.8%
% of FP17s Relating to Continuations	1	141	0.7%	0.9%	0.9%	0.9%
% of Patients satisfied with the dentistry they have received	0	0	N/A	92.7%	93.2%	93.2%
% of Patients satisfied with the time they had to wait for an appointment	0	0	N/A	89.5%	89.1%	88.8%

\* This is based on patients treated on this contract for their most recent course of treatment. Figures in italics indicate the base number of FP17s or Patient Questionnaire responses are less than 100. N/A is shown where the base number of responses is less than 10 during the period. % is calculated as Quantity/Base number\*100



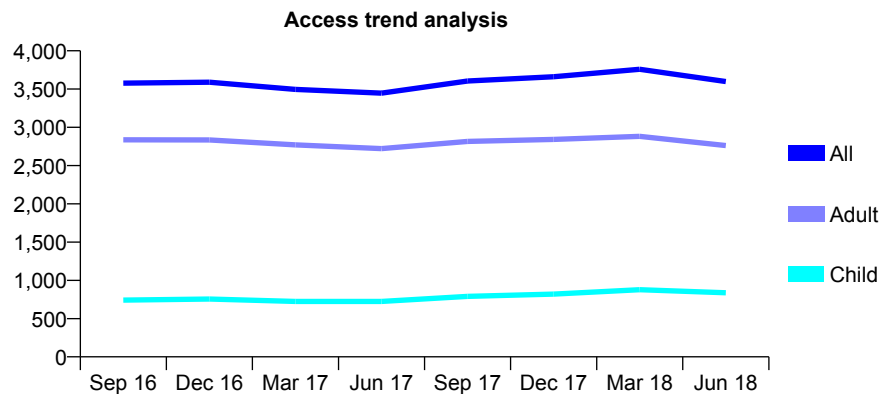
## Q57 - Vital Signs At a Glance Contract Report for 181226/0004 - June 2018

Name or company name	Valley Dental Practice
Contract type name	GDS Contract
Purpose of contract	General
Contract start date	01/07/2012
Contract end date	

18/19 Contracted general activity (UDA)	9,238
Carry forward general activity (UDA)	0
18/19 Contracted orthodontic activity (UOA)	0
Carry forward orthodontic activity (UOA)	0
Baseline contract value	£197,734.14

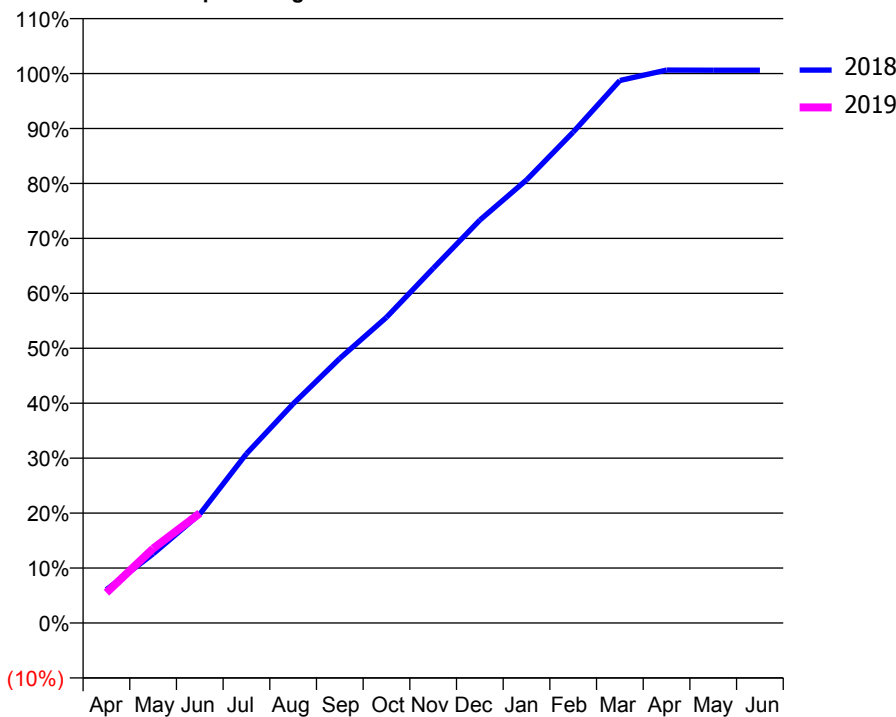
### ACCESS\*

Patients seen in 24 months	Total	Change since previous quarter
Quarter ending June 2017	3,446	
Quarter ending September 2017	3,605	↑
Quarter ending December 2017	3,661	→
Quarter ending March 2018	3,759	↑
Quarter ending June 2018	3,599	↓
<b>Variance since June 2017</b>	<b>4.4%</b>	<b>↑</b>



### ACTIVITY

Cumulative percentage of contracted UDA delivered 2018 & 2019



Month	Adjusted Scheduled Activity (UDA)	
	2018	2019
April	561	510
May	1,163	1,251
June	1,829	1,845
July	2,846	
August	3,685	
September	4,448	
October	5,140	
November	5,961	
December	6,773	
January	7,448	
February	8,253	
March	9,120	
April	9,295	
May	9,293	
June	9,294	

### QUALITY

	Quantity	Base Number	Contract	AT	Region	England
% of FP17s for the same patient ID Re-attending within 3 months - Children	7	258	2.7%	9.6%	11.3%	11.5%
% of FP17s for the same patient ID Re-attending within 3 months - Adults	25	704	3.6%	14.2%	14.9%	15.4%
% of FP17s for the same patient ID Re-attending between 3 & 9 months - Children	122	258	47.3%	56.4%	60.0%	58.9%
% of FP17s for the same patient ID Re-attending between 3 & 9 months - Adults	388	704	55.1%	50.6%	52.6%	51.6%
% of FP17s for Band 1 Urgent Courses	16	891	1.8%	8.3%	7.9%	8.9%
% of FP17s Relating to Free Repair or Replacements	7	891	0.8%	0.7%	0.8%	0.8%
% of FP17s Relating to Continuations	1	891	0.1%	0.9%	0.9%	0.9%
% of Patients satisfied with the dentistry they have received	7	8	N/A	92.7%	93.2%	93.2%
% of Patients satisfied with the time they had to wait for an appointment	7	8	N/A	89.5%	89.1%	88.8%

\* This is based on patients treated on this contract for their most recent course of treatment. Figures in italics indicate the base number of FP17s or Patient Questionnaire responses are less than 100. N/A is shown where the base number of responses is less than 10 during the period. % is calculated as Quantity/Base number\*100

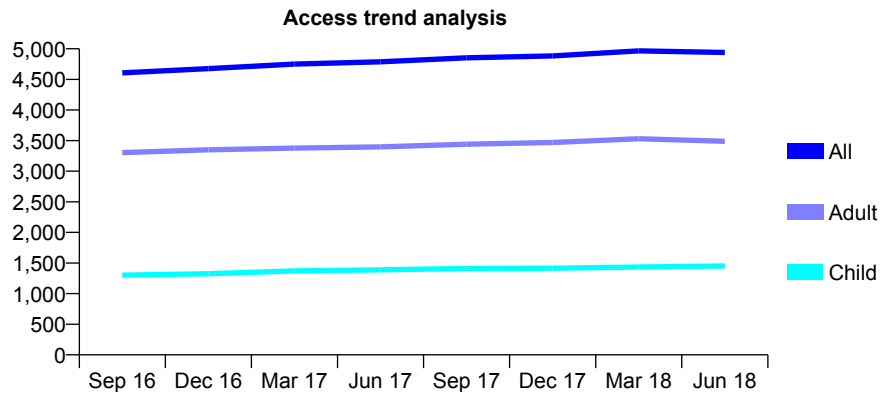
## Q57 - Vital Signs At a Glance Contract Report for 184160/0001 - June 2018

Name or company name	S K Pomfret & C Farrell
Contract type name	GDS Contract
Purpose of contract	General
Contract start date	01/02/2008
Contract end date	

18/19 Contracted general activity (UDA)	14,896
Carry forward general activity (UDA)	0
18/19 Contracted orthodontic activity (UOA)	0
Carry forward orthodontic activity (UOA)	0
Baseline contract value	£342,839.96

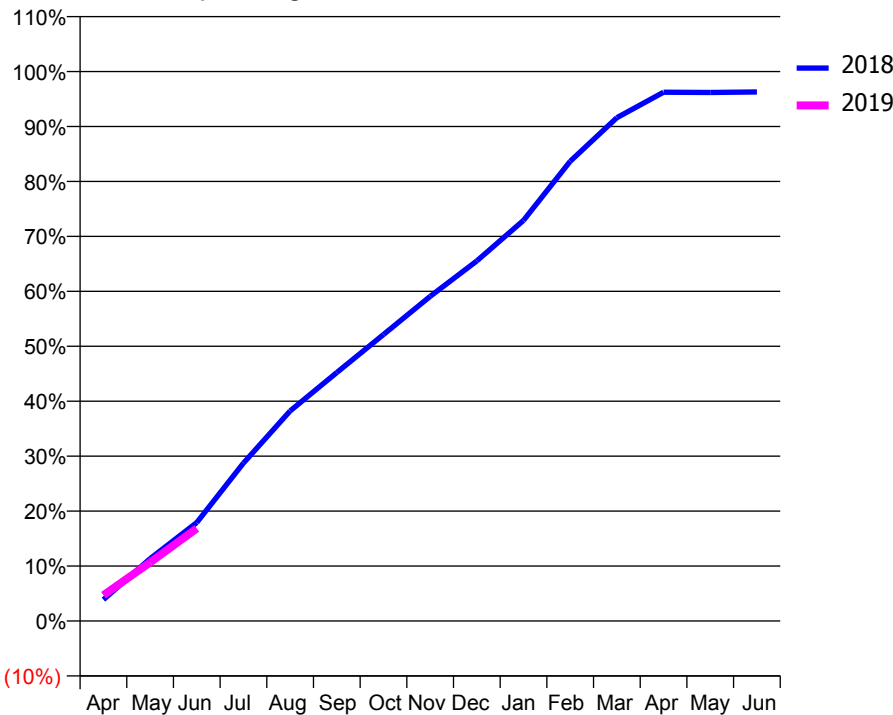
### ACCESS\*

Patients seen in 24 months	Total	Change since previous quarter
Quarter ending June 2017	4,787	
Quarter ending September 2017	4,853	→
Quarter ending December 2017	4,884	→
Quarter ending March 2018	4,966	→
Quarter ending June 2018	4,941	→
<b>Variance since June 2017</b>	<b>3.2%</b>	<b>↑</b>



### ACTIVITY

Cumulative percentage of contracted UDA delivered 2018 & 2019



Month	Adjusted Scheduled Activity (UDA)	
	2018	2019
April	581	700
May	1,690	1,587
June	2,670	2,510
July	4,280	
August	5,694	
September	6,736	
October	7,766	
November	8,801	
December	9,761	
January	10,862	
February	12,464	
March	13,646	
April	14,334	
May	14,329	
June	14,342	

### QUALITY

	Quantity	Base Number	Contract	AT	Region	England
% of FP17s for the same patient ID Re-attending within 3 months - Children	38	551	6.9%	9.6%	11.3%	11.5%
% of FP17s for the same patient ID Re-attending within 3 months - Adults	150	1,220	12.3%	14.2%	14.9%	15.4%
% of FP17s for the same patient ID Re-attending between 3 & 9 months - Children	377	551	68.4%	56.4%	60.0%	58.9%
% of FP17s for the same patient ID Re-attending between 3 & 9 months - Adults	726	1,220	59.5%	50.6%	52.6%	51.6%
% of FP17s for Band 1 Urgent Courses	91	1,452	6.3%	8.3%	7.9%	8.9%
% of FP17s Relating to Free Repair or Replacements	8	1,452	0.6%	0.7%	0.8%	0.8%
% of FP17s Relating to Continuations	5	1,452	0.3%	0.9%	0.9%	0.9%
% of Patients satisfied with the dentistry they have received	4	4	N/A	92.7%	93.2%	93.2%
% of Patients satisfied with the time they had to wait for an appointment	4	4	N/A	89.5%	89.1%	88.8%

\* This is based on patients treated on this contract for their most recent course of treatment. Figures in italics indicate the base number of FP17s or Patient Questionnaire responses are less than 100. N/A is shown where the base number of responses is less than 10 during the period. % is calculated as Quantity/Base number\*100

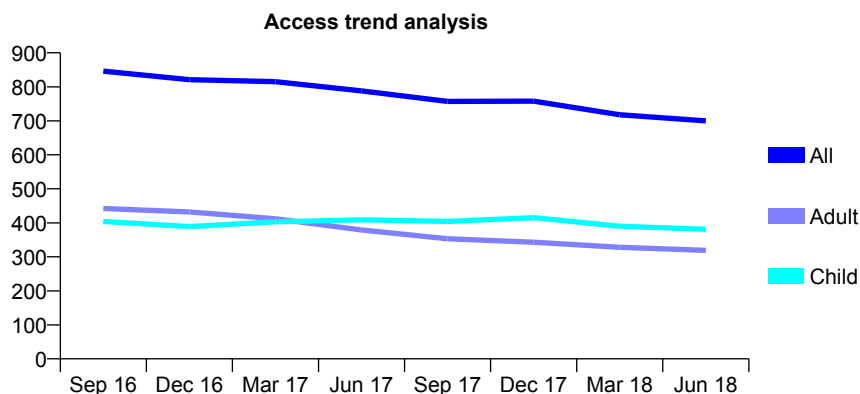
## Q57 - Vital Signs At a Glance Contract Report for 185264/0001 - June 2018

Name or company name	Whitehouse Dental Practice
Contract type name	GDS Contract
Purpose of contract	General
Contract start date	17/10/2012
Contract end date	

18/19 Contracted general activity (UDA)	2,138
Carry forward general activity (UDA)	0
18/19 Contracted orthodontic activity (UOA)	0
Carry forward orthodontic activity (UOA)	0
Baseline contract value	£50,670.92

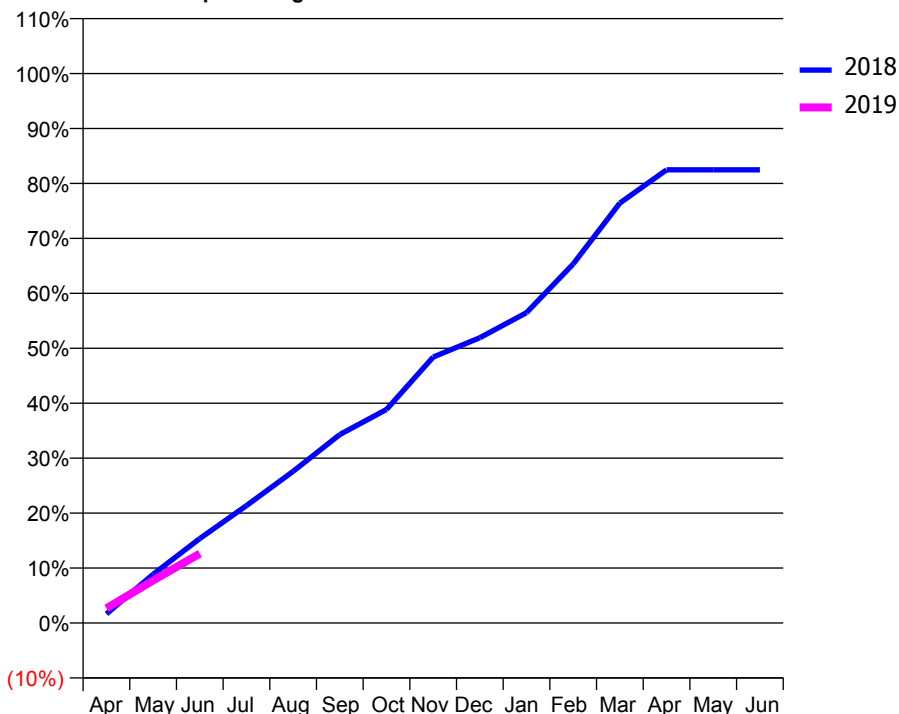
### ACCESS\*

Patients seen in 24 months	Total	Change since previous quarter
Quarter ending June 2017	788	
Quarter ending September 2017	757	↓
Quarter ending December 2017	758	→
Quarter ending March 2018	718	↓
Quarter ending June 2018	700	↓
<b>Variance since June 2017</b>	<b>(11.2%)</b>	<b>↓</b>



### ACTIVITY

Cumulative percentage of contracted UDA delivered 2018 & 2019



Adjusted Scheduled Activity (UDA)

Month	2018	2019
April	36	57
May	189	166
June	329	270
July	457	
August	590	
September	733	
October	831	
November	1,035	
December	1,110	
January	1,208	
February	1,397	
March	1,634	
April	1,763	
May	1,763	
June	1,763	

### QUALITY

	Quantity	Base Number	Contract	AT	Region	England
% of FP17s for the same patient ID Re-attending within 3 months - Children	16	115	13.9%	9.6%	11.3%	11.5%
% of FP17s for the same patient ID Re-attending within 3 months - Adults	8	64	12.5%	14.2%	14.9%	15.4%
% of FP17s for the same patient ID Re-attending between 3 & 9 months - Children	55	115	47.8%	56.4%	60.0%	58.9%
% of FP17s for the same patient ID Re-attending between 3 & 9 months - Adults	28	64	43.8%	50.6%	52.6%	51.6%
% of FP17s for Band 1 Urgent Courses	10	144	6.9%	8.3%	7.9%	8.9%
% of FP17s Relating to Free Repair or Replacements	0	144	0.0%	0.7%	0.8%	0.8%
% of FP17s Relating to Continuations	0	144	0.0%	0.9%	0.9%	0.9%
% of Patients satisfied with the dentistry they have received	1	1	N/A	92.7%	93.2%	93.2%
% of Patients satisfied with the time they had to wait for an appointment	1	1	N/A	89.5%	89.1%	88.8%

\* This is based on patients treated on this contract for their most recent course of treatment. Figures in italics indicate the base number of FP17s or Patient Questionnaire responses are less than 100. N/A is shown where the base number of responses is less than 10 during the period. % is calculated as Quantity/Base number\*100

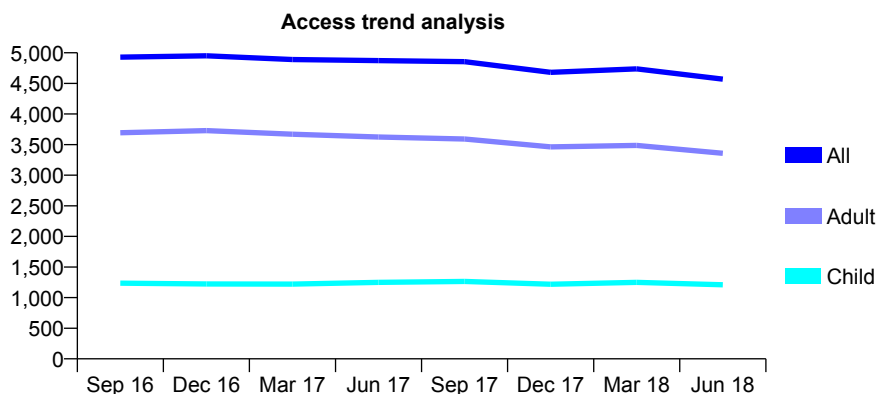
## Q57 - Vital Signs At a Glance Contract Report for 187437/0001 - June 2018

Name or company name	Mr H Dhamu and Mr G V Mathew
Contract type name	GDS Contract
Purpose of contract	General
Contract start date	01/12/2013
Contract end date	

18/19 Contracted general activity (UDA)	12,000
Carry forward general activity (UDA)	0
18/19 Contracted orthodontic activity (UOA)	0
Carry forward orthodontic activity (UOA)	0
Baseline contract value	£291,181.38

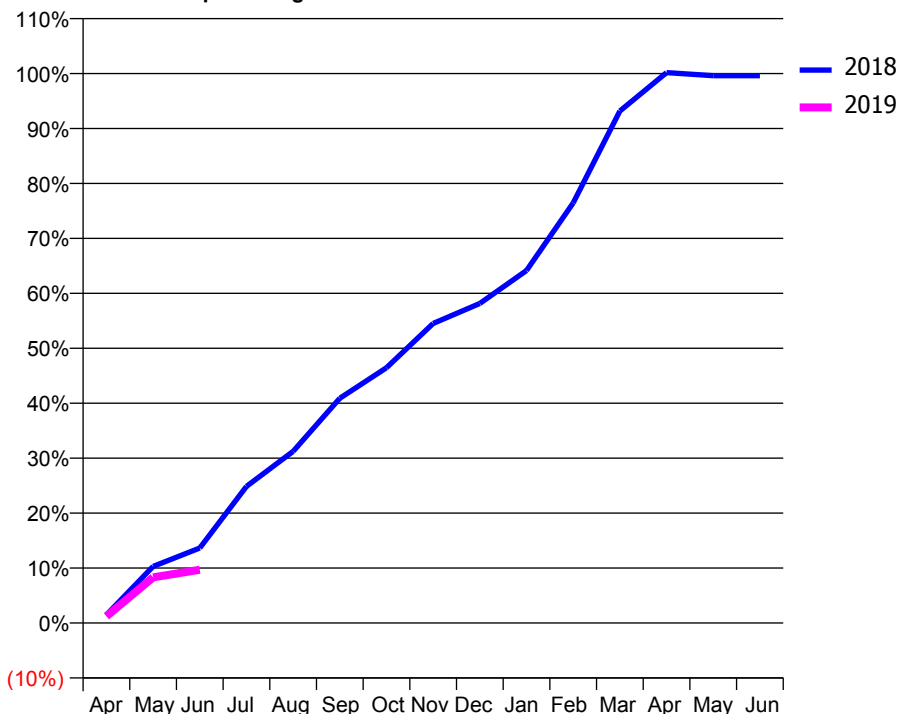
### ACCESS\*

Patients seen in 24 months	Total	Change since previous quarter
Quarter ending June 2017	4,873	
Quarter ending September 2017	4,856	→
Quarter ending December 2017	4,681	↓
Quarter ending March 2018	4,738	→
Quarter ending June 2018	4,570	↓
<b>Variance since June 2017</b>	<b>(6.2%)</b>	<b>↓</b>



### ACTIVITY

Cumulative percentage of contracted UDA delivered 2018 & 2019



Adjusted Scheduled Activity (UDA)

Month	2018	2019
April	179	147
May	1,237	998
June	1,637	1,164
July	2,982	
August	3,750	
September	4,908	
October	5,575	
November	6,541	
December	6,979	
January	7,697	
February	9,174	
March	11,182	
April	12,021	
May	11,952	
June	11,952	

### QUALITY

	Quantity	Base Number	Contract	AT	Region	England
% of FP17s for the same patient ID Re-attending within 3 months - Children	15	176	8.5%	9.6%	11.3%	11.5%
% of FP17s for the same patient ID Re-attending within 3 months - Adults	92	517	17.8%	14.2%	14.9%	15.4%
% of FP17s for the same patient ID Re-attending between 3 & 9 months - Children	90	176	51.1%	56.4%	60.0%	58.9%
% of FP17s for the same patient ID Re-attending between 3 & 9 months - Adults	207	517	40.0%	50.6%	52.6%	51.6%
% of FP17s for Band 1 Urgent Courses	78	497	15.7%	8.3%	7.9%	8.9%
% of FP17s Relating to Free Repair or Replacements	4	497	0.8%	0.7%	0.8%	0.8%
% of FP17s Relating to Continuations	1	497	0.2%	0.9%	0.9%	0.9%
% of Patients satisfied with the dentistry they have received	5	6	N/A	92.7%	93.2%	93.2%
% of Patients satisfied with the time they had to wait for an appointment	4	6	N/A	89.5%	89.1%	88.8%

\* This is based on patients treated on this contract for their most recent course of treatment. Figures in italics indicate the base number of FP17s or Patient Questionnaire responses are less than 100. N/A is shown where the base number of responses is less than 10 during the period. % is calculated as Quantity/Base number\*100

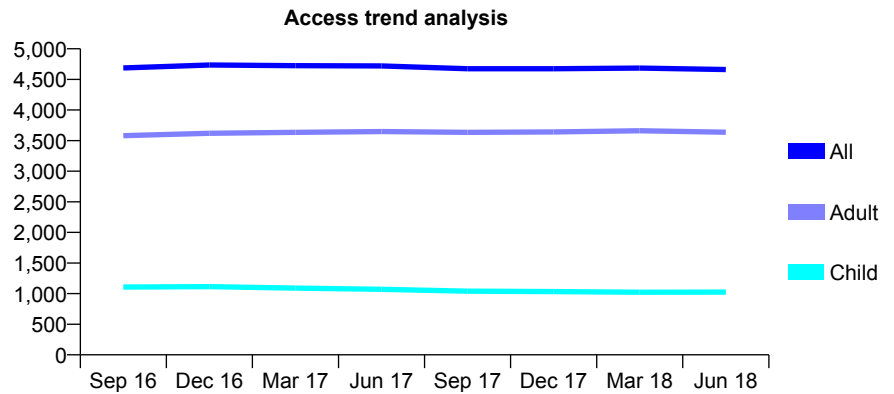
## Q57 - Vital Signs At a Glance Contract Report for 187984/0001 - June 2018

Name or company name	Serenity Dental Surgery Partnership
Contract type name	GDS Contract
Purpose of contract	General
Contract start date	01/04/2009
Contract end date	

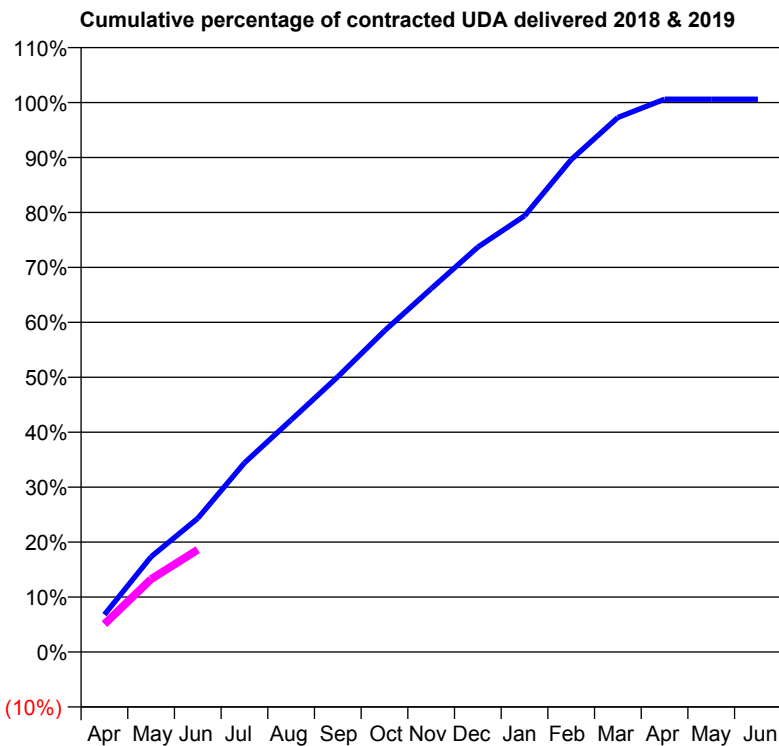
18/19 Contracted general activity (UDA)	14,354
Carry forward general activity (UDA)	0
18/19 Contracted orthodontic activity (UOA)	0
Carry forward orthodontic activity (UOA)	0
Baseline contract value	£424,823.67

### ACCESS\*

Patients seen in 24 months	Total	Change since previous quarter
Quarter ending June 2017	4,720	
Quarter ending September 2017	4,674	→
Quarter ending December 2017	4,675	→
Quarter ending March 2018	4,685	→
Quarter ending June 2018	4,662	→
<b>Variance since June 2017</b>	<b>(1.2%)</b>	<b>↓</b>



### ACTIVITY



Month	Adjusted Scheduled Activity (UDA)	
	2018	2019
April	979	731
May	2,488	1,903
June	3,492	2,673
July	4,941	
August	6,062	
September	7,193	
October	8,391	
November	9,491	
December	10,578	
January	11,392	
February	12,863	
March	13,963	
April	14,439	
May	14,439	
June	14,439	

### QUALITY

	Quantity	Base Number	Contract	AT	Region	England
% of FP17s for the same patient ID Re-attending within 3 months - Children	26	388	6.7%	9.6%	11.3%	11.5%
% of FP17s for the same patient ID Re-attending within 3 months - Adults	202	1,392	14.5%	14.2%	14.9%	15.4%
% of FP17s for the same patient ID Re-attending between 3 & 9 months - Children	248	388	63.9%	56.4%	60.0%	58.9%
% of FP17s for the same patient ID Re-attending between 3 & 9 months - Adults	957	1,392	68.8%	50.6%	52.6%	51.6%
% of FP17s for Band 1 Urgent Courses	72	1,555	4.6%	8.3%	7.9%	8.9%
% of FP17s Relating to Free Repair or Replacements	15	1,555	1.0%	0.7%	0.8%	0.8%
% of FP17s Relating to Continuations	17	1,555	1.1%	0.9%	0.9%	0.9%
% of Patients satisfied with the dentistry they have received	5	5	N/A	92.7%	93.2%	93.2%
% of Patients satisfied with the time they had to wait for an appointment	5	5	N/A	89.5%	89.1%	88.8%

\* This is based on patients treated on this contract for their most recent course of treatment. Figures in italics indicate the base number of FP17s or Patient Questionnaire responses are less than 100. N/A is shown where the base number of responses is less than 10 during the period. % is calculated as Quantity/Base number\*100

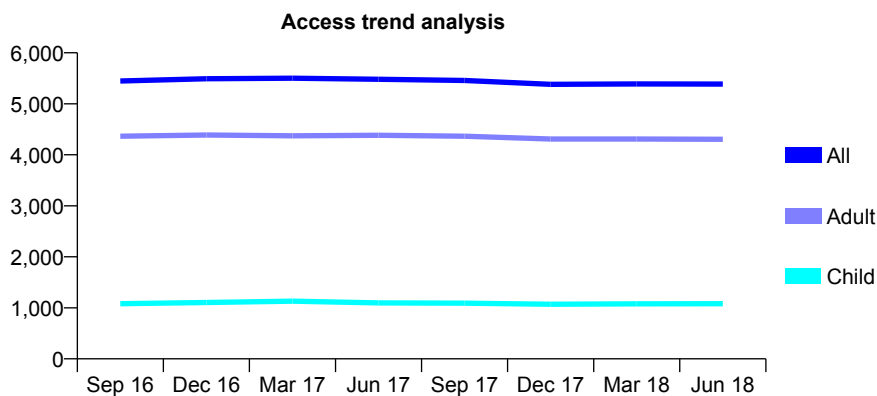
## Q57 - Vital Signs At a Glance Contract Report for 188018/0001 - June 2018

Name or company name	Messrs. Lee & Perera
Contract type name	GDS Contract
Purpose of contract	General
Contract start date	01/04/2008
Contract end date	

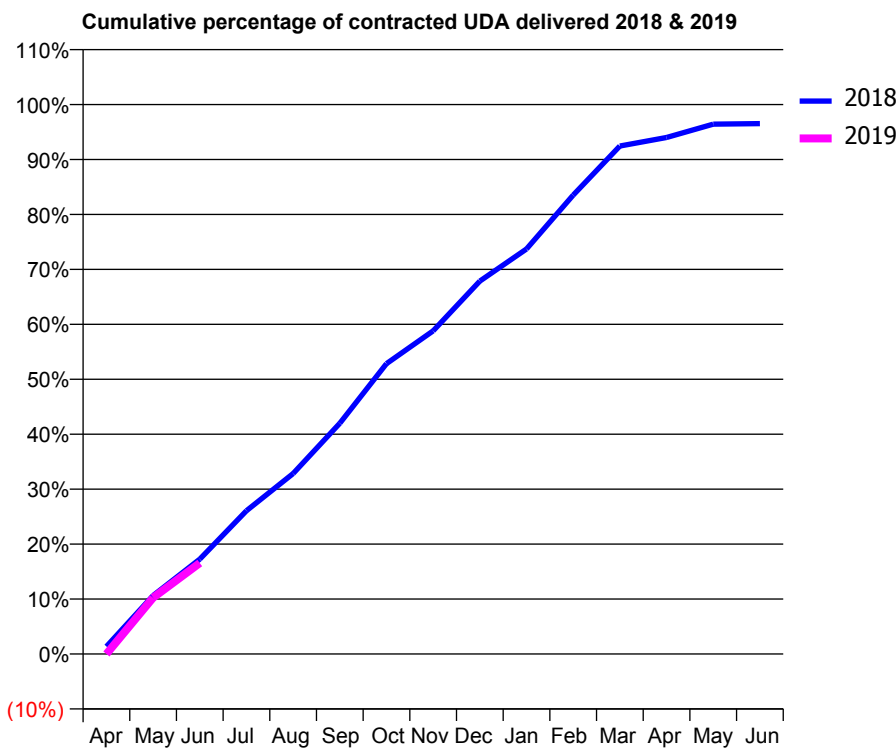
18/19 Contracted general activity (UDA)	15,000
Carry forward general activity (UDA)	0
18/19 Contracted orthodontic activity (UOA)	0
Carry forward orthodontic activity (UOA)	0
Baseline contract value	£452,737.53

### ACCESS\*

Patients seen in 24 months	Total	Change since previous quarter
Quarter ending June 2017	5,481	
Quarter ending September 2017	5,457	→
Quarter ending December 2017	5,382	↓
Quarter ending March 2018	5,389	→
Quarter ending June 2018	5,387	→
<b>Variance since June 2017</b>	<b>(1.7%)</b>	<b>↓</b>



### ACTIVITY



Month	Adjusted Scheduled Activity (UDA)	
	2018	2019
April	204	0
May	1,597	1,537
June	2,590	2,484
July	3,911	
August	4,926	
September	6,299	
October	7,928	
November	8,821	
December	10,179	
January	11,056	
February	12,529	
March	13,867	
April	14,098	
May	14,465	
June	14,477	

### QUALITY

	Quantity	Base Number	Contract	AT	Region	England
% of FP17s for the same patient ID Re-attending within 3 months - Children	32	433	7.4%	9.6%	11.3%	11.5%
% of FP17s for the same patient ID Re-attending within 3 months - Adults	169	1,217	13.9%	14.2%	14.9%	15.4%
% of FP17s for the same patient ID Re-attending between 3 & 9 months - Children	277	433	64.0%	56.4%	60.0%	58.9%
% of FP17s for the same patient ID Re-attending between 3 & 9 months - Adults	613	1,217	50.4%	50.6%	52.6%	51.6%
% of FP17s for Band 1 Urgent Courses	110	1,368	8.0%	8.3%	7.9%	8.9%
% of FP17s Relating to Free Repair or Replacements	6	1,368	0.4%	0.7%	0.8%	0.8%
% of FP17s Relating to Continuations	20	1,368	1.5%	0.9%	0.9%	0.9%
% of Patients satisfied with the dentistry they have received	5	7	N/A	92.7%	93.2%	93.2%
% of Patients satisfied with the time they had to wait for an appointment	6	7	N/A	89.5%	89.1%	88.8%

\* This is based on patients treated on this contract for their most recent course of treatment. Figures in italics indicate the base number of FP17s or Patient Questionnaire responses are less than 100. N/A is shown where the base number of responses is less than 10 during the period. % is calculated as Quantity/Base number\*100

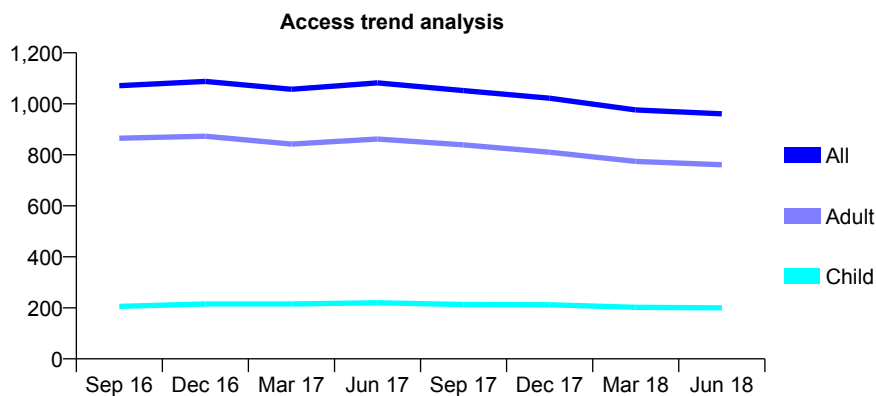
## Q57 - Vital Signs At a Glance Contract Report for 188190/0001 - June 2018

Name or company name	J & S Essex
Contract type name	GDS Contract
Purpose of contract	General
Contract start date	01/11/2008
Contract end date	

18/19 Contracted general activity (UDA)	4,000
Carry forward general activity (UDA)	0
18/19 Contracted orthodontic activity (UOA)	0
Carry forward orthodontic activity (UOA)	0
Baseline contract value	£94,947.24

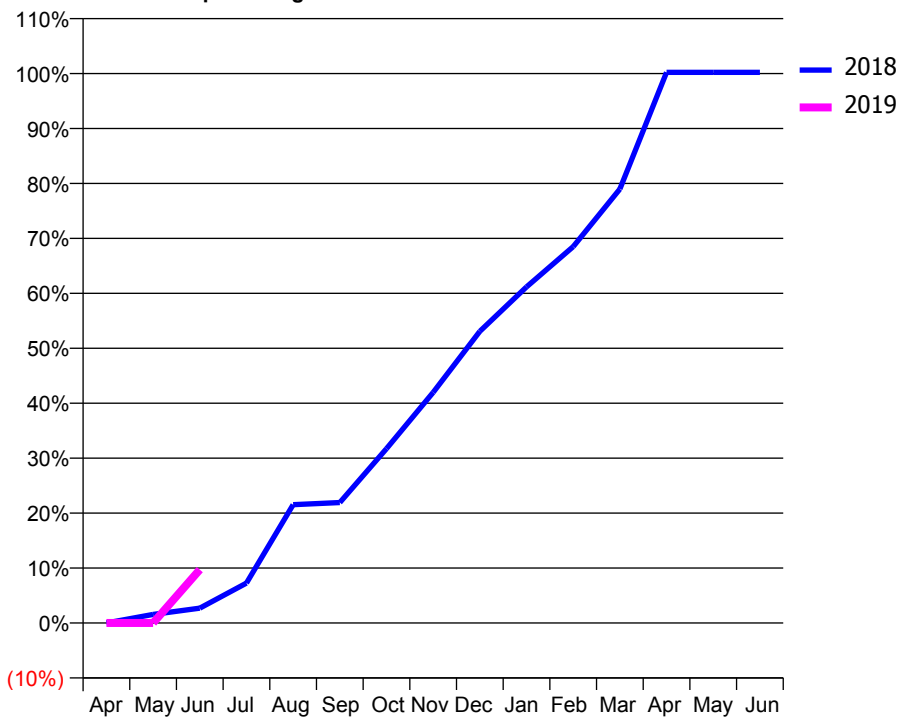
### ACCESS\*

Patients seen in 24 months	Total	Change since previous quarter
Quarter ending June 2017	1,082	
Quarter ending September 2017	1,052	↓
Quarter ending December 2017	1,022	↓
Quarter ending March 2018	976	↓
Quarter ending June 2018	961	↓
<b>Variance since June 2017</b>	<b>(11.2%)</b>	<b>↓</b>



### ACTIVITY

Cumulative percentage of contracted UDA delivered 2018 & 2019



Month	Adjusted Scheduled Activity (UDA)	
	2018	2019
April	0	0
May	63	0
June	108	388
July	291	
August	861	
September	877	
October	1,269	
November	1,679	
December	2,123	
January	2,447	
February	2,740	
March	3,159	
April	4,008	
May	4,008	
June	4,008	

### QUALITY

	Quantity	Base Number	Contract	AT	Region	England
% of FP17s for the same patient ID Re-attending within 3 months - Children	3	56	5.4%	9.6%	11.3%	11.5%
% of FP17s for the same patient ID Re-attending within 3 months - Adults	47	240	19.6%	14.2%	14.9%	15.4%
% of FP17s for the same patient ID Re-attending between 3 & 9 months - Children	23	56	41.1%	56.4%	60.0%	58.9%
% of FP17s for the same patient ID Re-attending between 3 & 9 months - Adults	105	240	43.8%	50.6%	52.6%	51.6%
% of FP17s for Band 1 Urgent Courses	7	126	5.6%	8.3%	7.9%	8.9%
% of FP17s Relating to Free Repair or Replacements	0	126	0.0%	0.7%	0.8%	0.8%
% of FP17s Relating to Continuations	0	126	0.0%	0.9%	0.9%	0.9%
% of Patients satisfied with the dentistry they have received	2	2	N/A	92.7%	93.2%	93.2%
% of Patients satisfied with the time they had to wait for an appointment	2	2	N/A	89.5%	89.1%	88.8%

\* This is based on patients treated on this contract for their most recent course of treatment. Figures in italics indicate the base number of FP17s or Patient Questionnaire responses are less than 100. N/A is shown where the base number of responses is less than 10 during the period. % is calculated as Quantity/Base number\*100

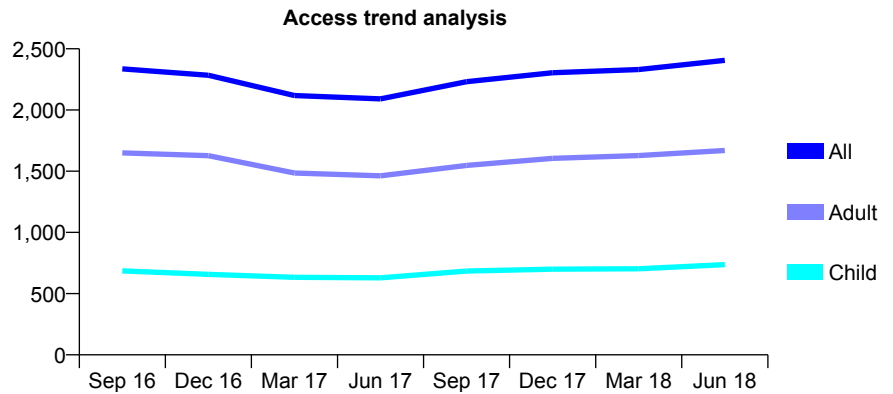
## Q57 - Vital Signs At a Glance Contract Report for 188654/0001 - June 2018

Name or company name	Julie Sutton & James Nelson
Contract type name	GDS Contract
Purpose of contract	General
Contract start date	01/05/2014
Contract end date	

18/19 Contracted general activity (UDA)	6,031
Carry forward general activity (UDA)	0
18/19 Contracted orthodontic activity (UOA)	0
Carry forward orthodontic activity (UOA)	0
Baseline contract value	£151,956.63

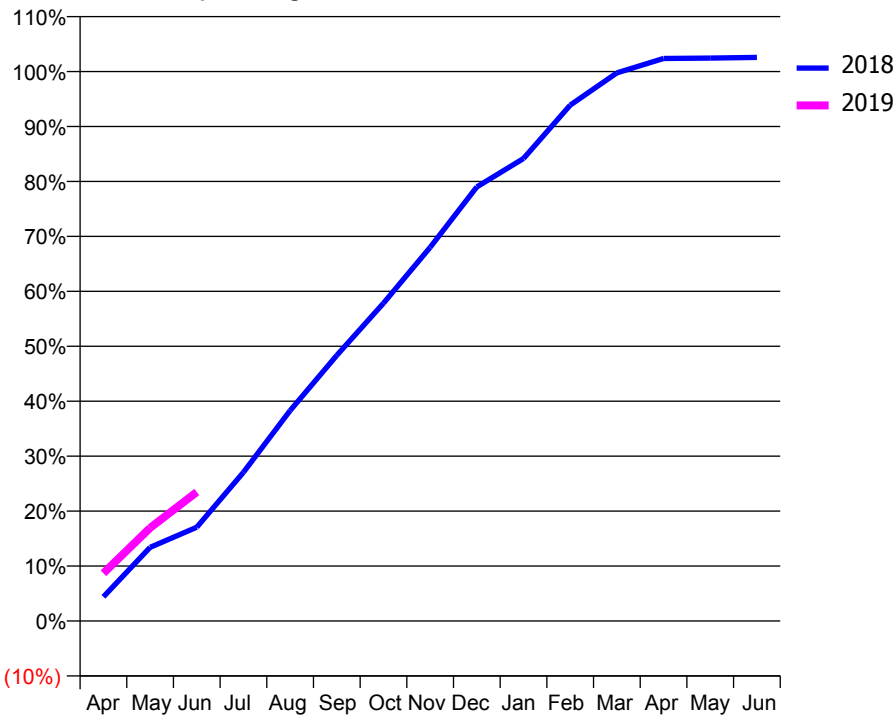
### ACCESS\*

Patients seen in 24 months	Total	Change since previous quarter
Quarter ending June 2017	2,091	
Quarter ending September 2017	2,232	↑
Quarter ending December 2017	2,305	↑
Quarter ending March 2018	2,331	→
Quarter ending June 2018	2,406	↑
<b>Variance since June 2017</b>	<b>15.1%</b>	<b>↑</b>



### ACTIVITY

Cumulative percentage of contracted UDA delivered 2018 & 2019



Month	Adjusted Scheduled Activity (UDA)	
	2018	2019
April	266	525
May	808	1,022
June	1,030	1,416
July	1,633	
August	2,311	
September	2,916	
October	3,488	
November	4,102	
December	4,764	
January	5,076	
February	5,662	
March	6,016	
April	6,174	
May	6,179	
June	6,185	

### QUALITY

	Quantity	Base Number	Contract	AT	Region	England
% of FP17s for the same patient ID Re-attending within 3 months - Children	11	292	3.8%	9.6%	11.3%	11.5%
% of FP17s for the same patient ID Re-attending within 3 months - Adults	43	556	7.7%	14.2%	14.9%	15.4%
% of FP17s for the same patient ID Re-attending between 3 & 9 months - Children	178	292	61.0%	56.4%	60.0%	58.9%
% of FP17s for the same patient ID Re-attending between 3 & 9 months - Adults	298	556	53.6%	50.6%	52.6%	51.6%
% of FP17s for Band 1 Urgent Courses	43	749	5.7%	8.3%	7.9%	8.9%
% of FP17s Relating to Free Repair or Replacements	7	749	0.9%	0.7%	0.8%	0.8%
% of FP17s Relating to Continuations	0	749	0.0%	0.9%	0.9%	0.9%
% of Patients satisfied with the dentistry they have received	2	2	N/A	92.7%	93.2%	93.2%
% of Patients satisfied with the time they had to wait for an appointment	2	2	N/A	89.5%	89.1%	88.8%

\* This is based on patients treated on this contract for their most recent course of treatment. Figures in italics indicate the base number of FP17s or Patient Questionnaire responses are less than 100. N/A is shown where the base number of responses is less than 10 during the period. % is calculated as Quantity/Base number\*100



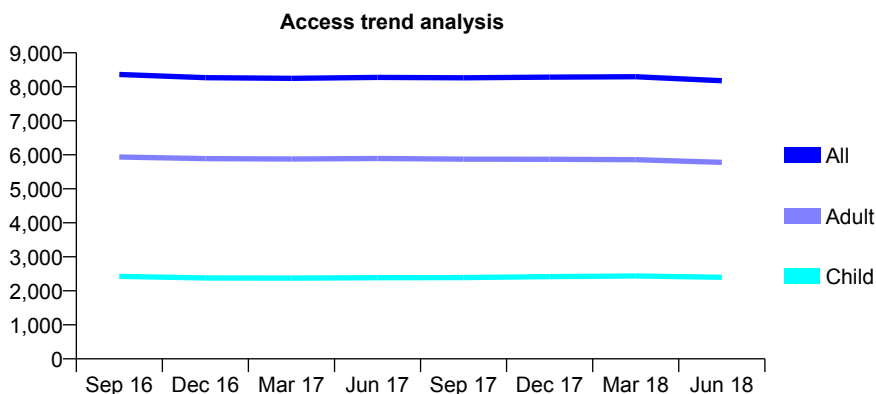
## Q57 - Vital Signs At a Glance Contract Report for 191051/0001 - June 2018

Name or company name	Chelmer Village Associates Ltd
Contract type name	GDS Contract
Purpose of contract	General
Contract start date	01/04/2008
Contract end date	

18/19 Contracted general activity (UDA)	20,550
Carry forward general activity (UDA)	0
18/19 Contracted orthodontic activity (UOA)	0
Carry forward orthodontic activity (UOA)	0
Baseline contract value	£541,368.81

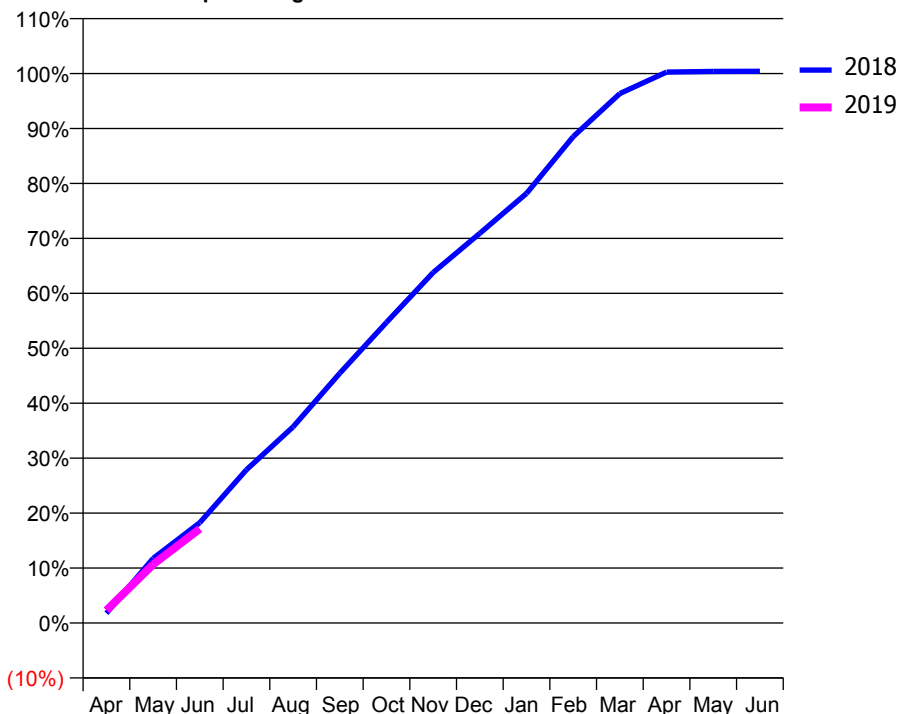
### ACCESS\*

Patients seen in 24 months	Total	Change since previous quarter
Quarter ending June 2017	8,277	
Quarter ending September 2017	8,263	→
Quarter ending December 2017	8,285	→
Quarter ending March 2018	8,295	→
Quarter ending June 2018	8,177	↓
<b>Variance since June 2017</b>	<b>(1.2%)</b>	<b>↓</b>



### ACTIVITY

Cumulative percentage of contracted UDA delivered 2018 & 2019



Adjusted Scheduled Activity (UDA)

Month	2018	2019
April	369	475
May	2,417	2,190
June	3,751	3,525
July	5,731	
August	7,340	
September	9,345	
October	11,245	
November	13,107	
December	14,573	
January	16,064	
February	18,190	
March	19,800	
April	20,605	
May	20,630	
June	20,633	

### QUALITY

	Quantity	Base Number	Contract	AT	Region	England
% of FP17s for the same patient ID Re-attending within 3 months - Children	42	670	6.3%	9.6%	11.3%	11.5%
% of FP17s for the same patient ID Re-attending within 3 months - Adults	125	1,373	9.1%	14.2%	14.9%	15.4%
% of FP17s for the same patient ID Re-attending between 3 & 9 months - Children	374	670	55.8%	56.4%	60.0%	58.9%
% of FP17s for the same patient ID Re-attending between 3 & 9 months - Adults	577	1,373	42.0%	50.6%	52.6%	51.6%
% of FP17s for Band 1 Urgent Courses	143	1,689	8.5%	8.3%	7.9%	8.9%
% of FP17s Relating to Free Repair or Replacements	19	1,689	1.1%	0.7%	0.8%	0.8%
% of FP17s Relating to Continuations	5	1,689	0.3%	0.9%	0.9%	0.9%
% of Patients satisfied with the dentistry they have received	8	8	N/A	92.7%	93.2%	93.2%
% of Patients satisfied with the time they had to wait for an appointment	8	8	N/A	89.5%	89.1%	88.8%

\* This is based on patients treated on this contract for their most recent course of treatment. Figures in italics indicate the base number of FP17s or Patient Questionnaire responses are less than 100. N/A is shown where the base number of responses is less than 10 during the period. % is calculated as Quantity/Base number\*100

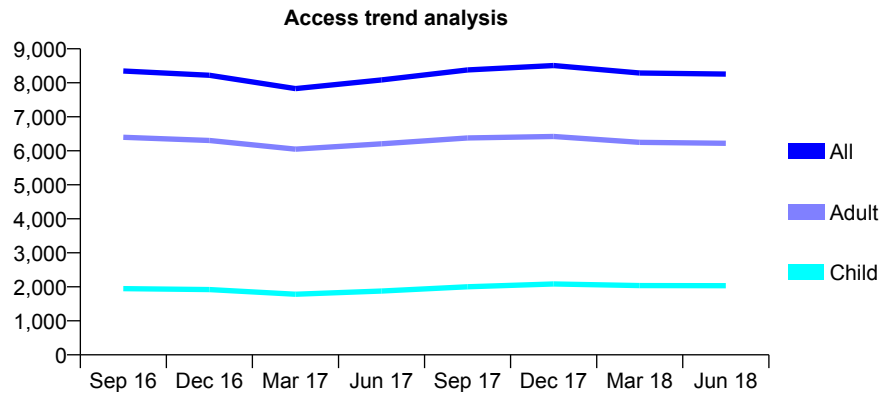
## Q57 - Vital Signs At a Glance Contract Report for 195413/0001 - June 2018

Name or company name	Clacton Dental Care
Contract type name	GDS Contract
Purpose of contract	General
Contract start date	01/04/2010
Contract end date	

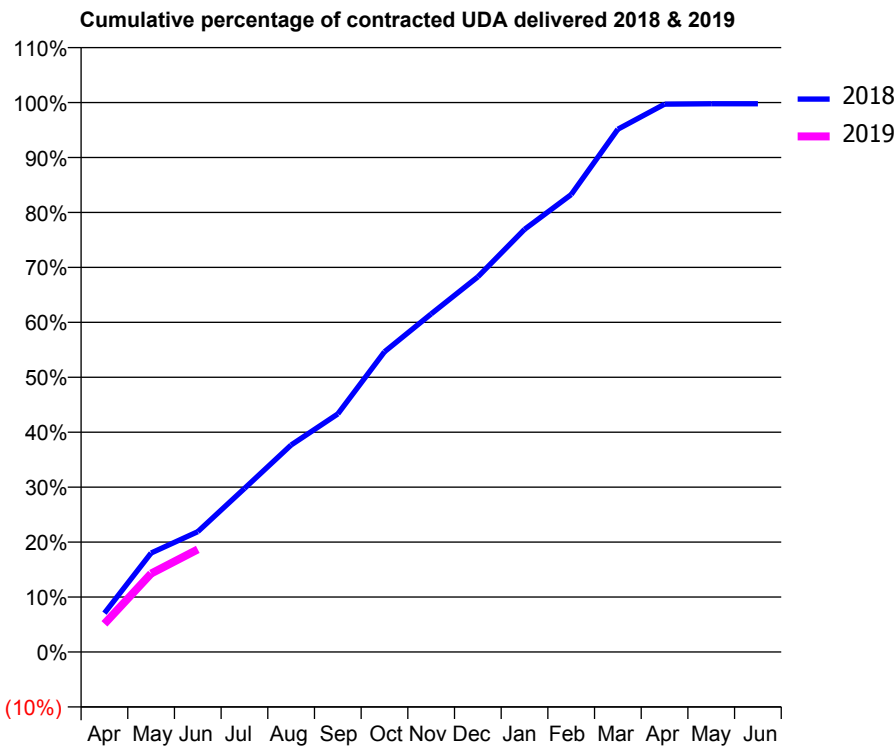
18/19 Contracted general activity (UDA)	25,126
Carry forward general activity (UDA)	0
18/19 Contracted orthodontic activity (UOA)	0
Carry forward orthodontic activity (UOA)	0
Baseline contract value	£687,600.31

### ACCESS\*

Patients seen in 24 months	Total	Change since previous quarter
Quarter ending June 2017	8,085	
Quarter ending September 2017	8,378	↑
Quarter ending December 2017	8,508	→
Quarter ending March 2018	8,287	↓
Quarter ending June 2018	8,257	→
<b>Variance since June 2017</b>	<b>2.1%</b>	<b>↑</b>



### ACTIVITY



Month	Adjusted Scheduled Activity (UDA)	
	2018	2019
April	1,779	1,290
May	4,526	3,589
June	5,501	4,693
July	7,481	
August	9,467	
September	10,884	
October	13,725	
November	15,461	
December	17,158	
January	19,327	
February	20,916	
March	23,903	
April	25,051	
May	25,069	
June	25,072	

### QUALITY

	Quantity	Base Number	Contract	AT	Region	England
% of FP17s for the same patient ID Re-attending within 3 months - Children	41	673	6.1%	9.6%	11.3%	11.5%
% of FP17s for the same patient ID Re-attending within 3 months - Adults	213	1,851	11.5%	14.2%	14.9%	15.4%
% of FP17s for the same patient ID Re-attending between 3 & 9 months - Children	229	673	34.0%	56.4%	60.0%	58.9%
% of FP17s for the same patient ID Re-attending between 3 & 9 months - Adults	492	1,851	26.6%	50.6%	52.6%	51.6%
% of FP17s for Band 1 Urgent Courses	419	2,207	19.0%	8.3%	7.9%	8.9%
% of FP17s Relating to Free Repair or Replacements	4	2,207	0.2%	0.7%	0.8%	0.8%
% of FP17s Relating to Continuations	5	2,207	0.2%	0.9%	0.9%	0.9%
% of Patients satisfied with the dentistry they have received	3	5	N/A	92.7%	93.2%	93.2%
% of Patients satisfied with the time they had to wait for an appointment	3	5	N/A	89.5%	89.1%	88.8%

\* This is based on patients treated on this contract for their most recent course of treatment. Figures in italics indicate the base number of FP17s or Patient Questionnaire responses are less than 100. N/A is shown where the base number of responses is less than 10 during the period. % is calculated as Quantity/Base number\*100

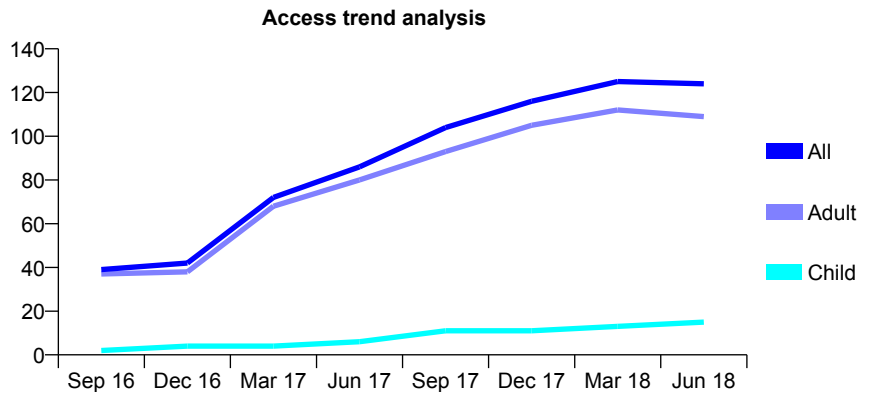
## Q57 - Vital Signs At a Glance Contract Report for 195413/0004 - June 2018

Name or company name	Clacton Dental Care
Contract type name	GDS Contract
Purpose of contract	General
Contract start date	01/04/2015
Contract end date	

18/19 Contracted general activity (UDA)	547
Carry forward general activity (UDA)	0
18/19 Contracted orthodontic activity (UOA)	0
Carry forward orthodontic activity (UOA)	0
Baseline contract value	£14,975.45

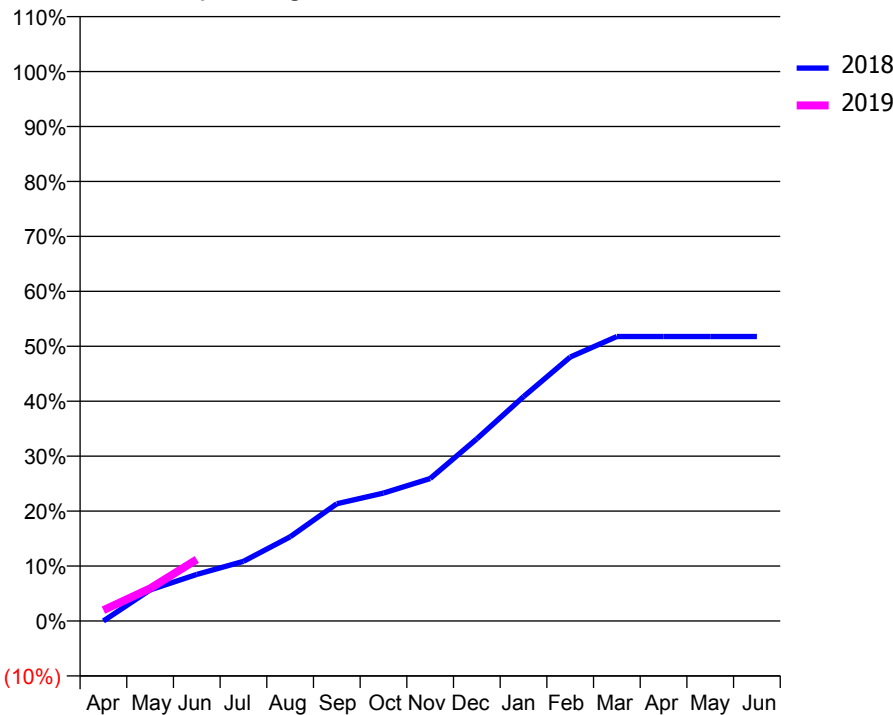
### ACCESS\*

Patients seen in 24 months	Total	Change since previous quarter
Quarter ending June 2017	86	
Quarter ending September 2017	104	↑
Quarter ending December 2017	116	↑
Quarter ending March 2018	125	↑
Quarter ending June 2018	124	→
<b>Variance since June 2017</b>	<b>44.2%</b>	<b>↑</b>



### ACTIVITY

Cumulative percentage of contracted UDA delivered 2018 & 2019



Month	Adjusted Scheduled Activity (UDA)	
	2018	2019
April	0	11
May	31	32
June	46	61
July	59	
August	84	
September	117	
October	127	
November	142	
December	181	
January	223	
February	263	
March	283	
April	283	
May	283	
June	283	

### QUALITY

	Quantity	Base Number	Contract	AT	Region	England
% of FP17s for the same patient ID Re-attending within 3 months - Children	0	6	0.0%	9.6%	11.3%	11.5%
% of FP17s for the same patient ID Re-attending within 3 months - Adults	0	45	0.0%	14.2%	14.9%	15.4%
% of FP17s for the same patient ID Re-attending between 3 & 9 months - Children	0	6	0.0%	56.4%	60.0%	58.9%
% of FP17s for the same patient ID Re-attending between 3 & 9 months - Adults	0	45	0.0%	50.6%	52.6%	51.6%
% of FP17s for Band 1 Urgent Courses	51	51	100.0%	8.3%	7.9%	8.9%
% of FP17s Relating to Free Repair or Replacements	0	51	0.0%	0.7%	0.8%	0.8%
% of FP17s Relating to Continuations	0	51	0.0%	0.9%	0.9%	0.9%
% of Patients satisfied with the dentistry they have received	0	0	N/A	92.7%	93.2%	93.2%
% of Patients satisfied with the time they had to wait for an appointment	0	0	N/A	89.5%	89.1%	88.8%

\* This is based on patients treated on this contract for their most recent course of treatment. Figures in italics indicate the base number of FP17s or Patient Questionnaire responses are less than 100. N/A is shown where the base number of responses is less than 10 during the period. % is calculated as Quantity/Base number\*100

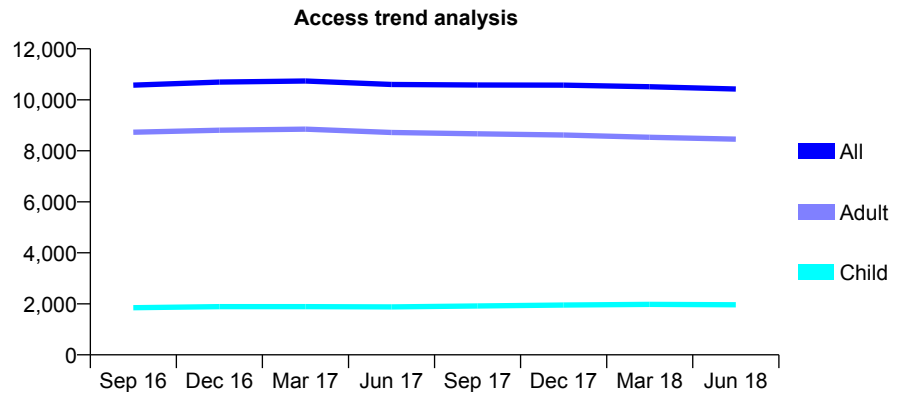
## Q57 - Vital Signs At a Glance Contract Report for 195456/0001 - June 2018

Name or company name	M C Dentistry Ltd
Contract type name	GDS Contract
Purpose of contract	General
Contract start date	01/04/2011
Contract end date	

18/19 Contracted general activity (UDA)	33,500
Carry forward general activity (UDA)	0
18/19 Contracted orthodontic activity (UOA)	0
Carry forward orthodontic activity (UOA)	0
Baseline contract value	£855,463.40

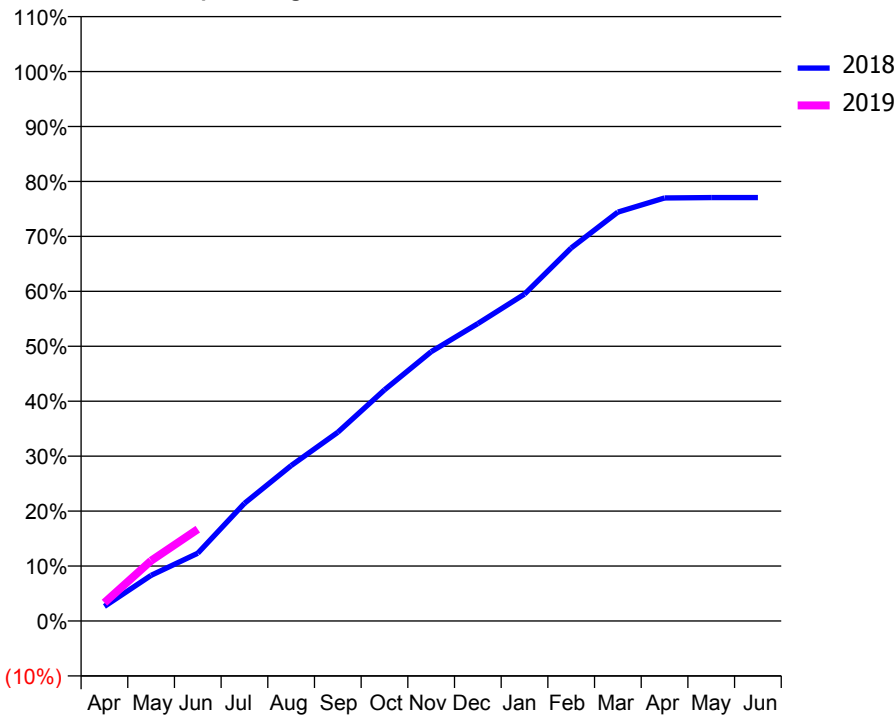
### ACCESS\*

Patients seen in 24 months	Total	Change since previous quarter
Quarter ending June 2017	10,601	
Quarter ending September 2017	10,583	→
Quarter ending December 2017	10,576	→
Quarter ending March 2018	10,511	→
Quarter ending June 2018	10,422	→
<b>Variance since June 2017</b>	<b>(1.7%)</b>	<b>↓</b>



### ACTIVITY

Cumulative percentage of contracted UDA delivered 2018 & 2019



Month	Adjusted Scheduled Activity (UDA)	
	2018	2019
April	890	1,122
May	2,787	3,677
June	4,133	5,598
July	7,173	
August	9,472	
September	11,510	
October	14,089	
November	16,414	
December	18,132	
January	19,927	
February	22,745	
March	24,928	
April	25,794	
May	25,814	
June	25,814	

### QUALITY

	Quantity	Base Number	Contract	AT	Region	England
% of FP17s for the same patient ID Re-attending within 3 months - Children	20	625	3.2%	9.6%	11.3%	11.5%
% of FP17s for the same patient ID Re-attending within 3 months - Adults	276	2,623	10.5%	14.2%	14.9%	15.4%
% of FP17s for the same patient ID Re-attending between 3 & 9 months - Children	396	625	63.4%	56.4%	60.0%	58.9%
% of FP17s for the same patient ID Re-attending between 3 & 9 months - Adults	1,514	2,623	57.7%	50.6%	52.6%	51.6%
% of FP17s for Band 1 Urgent Courses	195	2,811	6.9%	8.3%	7.9%	8.9%
% of FP17s Relating to Free Repair or Replacements	14	2,811	0.5%	0.7%	0.8%	0.8%
% of FP17s Relating to Continuations	46	2,811	1.6%	0.9%	0.9%	0.9%
% of Patients satisfied with the dentistry they have received	12	12	100.0%	92.7%	93.2%	93.2%
% of Patients satisfied with the time they had to wait for an appointment	12	12	100.0%	89.5%	89.1%	88.8%

\* This is based on patients treated on this contract for their most recent course of treatment. Figures in italics indicate the base number of FP17s or Patient Questionnaire responses are less than 100. N/A is shown where the base number of responses is less than 10 during the period. % is calculated as Quantity/Base number\*100

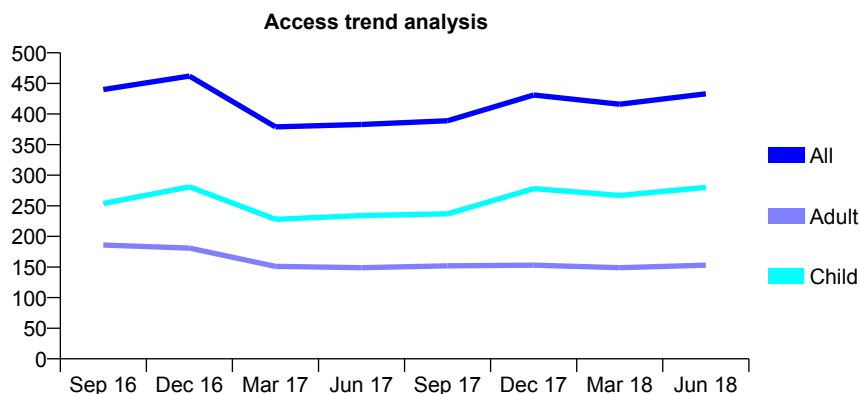
## Q57 - Vital Signs At a Glance Contract Report for 195731/0001 - June 2018

Name or company name	David Dundas (Dental Surgeon) Ltd
Contract type name	GDS Contract
Purpose of contract	General
Contract start date	01/11/2010
Contract end date	

18/19 Contracted general activity (UDA)	950
Carry forward general activity (UDA)	0
18/19 Contracted orthodontic activity (UOA)	0
Carry forward orthodontic activity (UOA)	0
Baseline contract value	£21,483.21

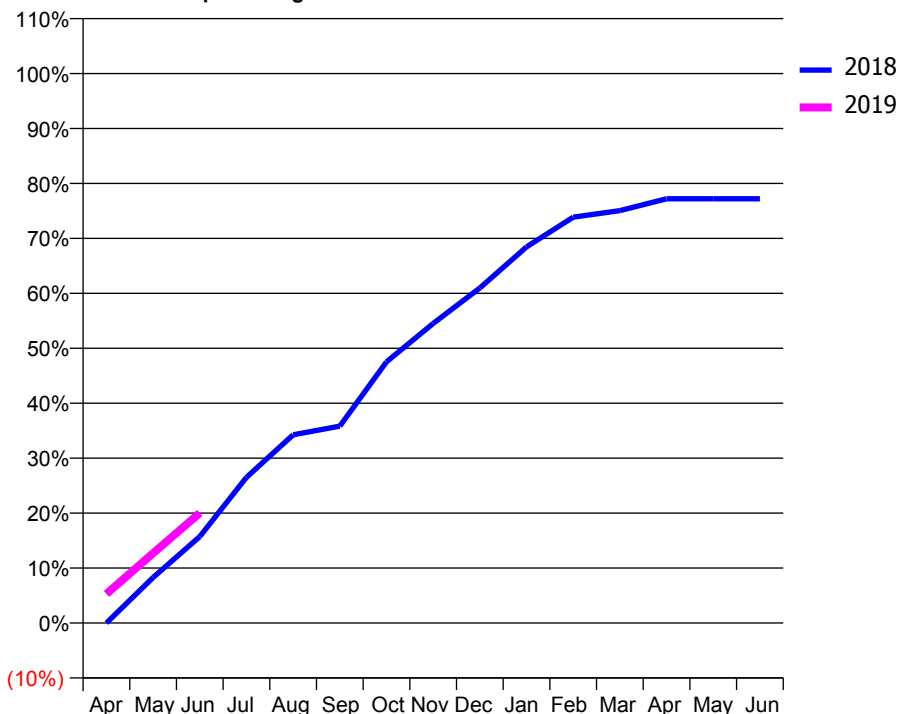
### ACCESS\*

Patients seen in 24 months	Total	Change since previous quarter
Quarter ending June 2017	383	
Quarter ending September 2017	389	→
Quarter ending December 2017	431	↑
Quarter ending March 2018	416	↓
Quarter ending June 2018	433	↑
<b>Variance since June 2017</b>	<b>13.1%</b>	<b>↑</b>



### ACTIVITY

Cumulative percentage of contracted UDA delivered 2018 & 2019



Adjusted Scheduled Activity (UDA)

Month	2018	2019
April	0	50
May	79	121
June	150	190
July	252	
August	325	
September	340	
October	452	
November	518	
December	579	
January	650	
February	702	
March	713	
April	733	
May	733	
June	733	

### QUALITY

	Quantity	Base Number	Contract	AT	Region	England
% of FP17s for the same patient ID Re-attending within 3 months - Children	0	92	0.0%	9.6%	11.3%	11.5%
% of FP17s for the same patient ID Re-attending within 3 months - Adults	4	32	12.5%	14.2%	14.9%	15.4%
% of FP17s for the same patient ID Re-attending between 3 & 9 months - Children	38	92	41.3%	56.4%	60.0%	58.9%
% of FP17s for the same patient ID Re-attending between 3 & 9 months - Adults	13	32	40.6%	50.6%	52.6%	51.6%
% of FP17s for Band 1 Urgent Courses	6	115	5.2%	8.3%	7.9%	8.9%
% of FP17s Relating to Free Repair or Replacements	0	115	0.0%	0.7%	0.8%	0.8%
% of FP17s Relating to Continuations	0	115	0.0%	0.9%	0.9%	0.9%
% of Patients satisfied with the dentistry they have received	0	0	N/A	92.7%	93.2%	93.2%
% of Patients satisfied with the time they had to wait for an appointment	0	0	N/A	89.5%	89.1%	88.8%

\* This is based on patients treated on this contract for their most recent course of treatment. Figures in italics indicate the base number of FP17s or Patient Questionnaire responses are less than 100. N/A is shown where the base number of responses is less than 10 during the period. % is calculated as Quantity/Base number\*100

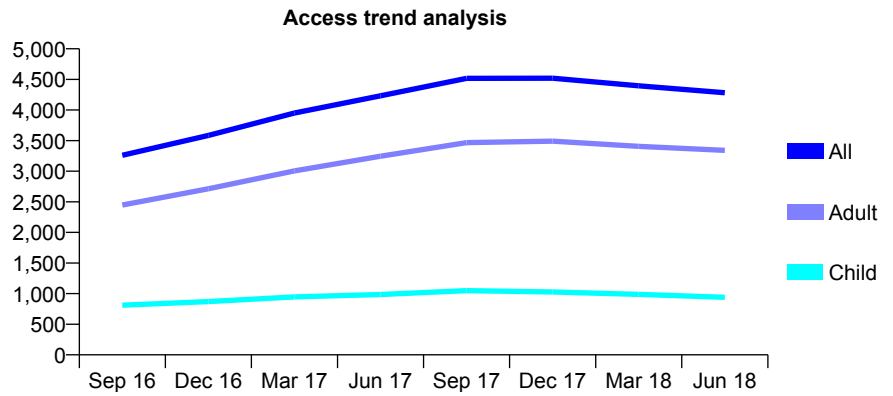
## Q57 - Vital Signs At a Glance Contract Report for 198331/0001 - June 2018

Name or company name	Clear Springs Dental Practice
Contract type name	GDS Contract
Purpose of contract	General
Contract start date	16/10/2015
Contract end date	

18/19 Contracted general activity (UDA)	12,445
Carry forward general activity (UDA)	0
18/19 Contracted orthodontic activity (UOA)	0
Carry forward orthodontic activity (UOA)	0
Baseline contract value	£298,350.92

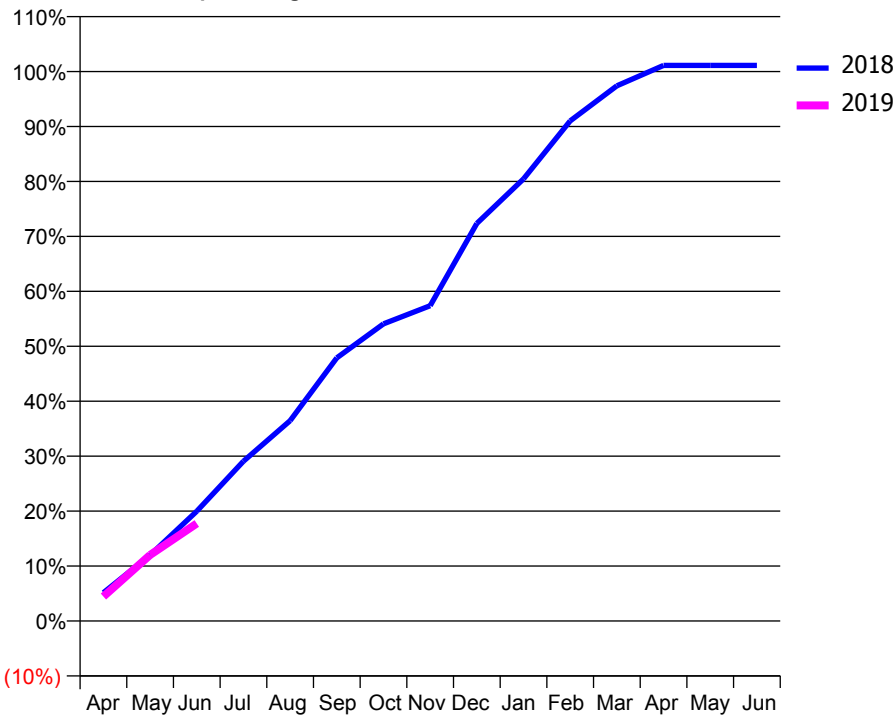
### ACCESS\*

Patients seen in 24 months	Total	Change since previous quarter
Quarter ending June 2017	4,231	
Quarter ending September 2017	4,517	↑
Quarter ending December 2017	4,519	→
Quarter ending March 2018	4,396	↓
Quarter ending June 2018	4,282	↓
<b>Variance since June 2017</b>	<b>1.2%</b>	<b>→</b>



### ACTIVITY

Cumulative percentage of contracted UDA delivered 2018 & 2019



Month	Adjusted Scheduled Activity (UDA)	
	2018	2019
April	641	555
May	1,493	1,497
June	2,488	2,209
July	3,620	
August	4,538	
September	5,961	
October	6,729	
November	7,142	
December	9,004	
January	10,013	
February	11,328	
March	12,122	
April	12,583	
May	12,582	
June	12,583	

### QUALITY

	Quantity	Base Number	Contract	AT	Region	England
% of FP17s for the same patient ID Re-attending within 3 months - Children	14	252	5.6%	9.6%	11.3%	11.5%
% of FP17s for the same patient ID Re-attending within 3 months - Adults	122	860	14.2%	14.2%	14.9%	15.4%
% of FP17s for the same patient ID Re-attending between 3 & 9 months - Children	117	252	46.4%	56.4%	60.0%	58.9%
% of FP17s for the same patient ID Re-attending between 3 & 9 months - Adults	344	860	40.0%	50.6%	52.6%	51.6%
% of FP17s for Band 1 Urgent Courses	55	916	6.0%	8.3%	7.9%	8.9%
% of FP17s Relating to Free Repair or Replacements	1	916	0.1%	0.7%	0.8%	0.8%
% of FP17s Relating to Continuations	9	916	1.0%	0.9%	0.9%	0.9%
% of Patients satisfied with the dentistry they have received	6	6	N/A	92.7%	93.2%	93.2%
% of Patients satisfied with the time they had to wait for an appointment	5	6	N/A	89.5%	89.1%	88.8%

\* This is based on patients treated on this contract for their most recent course of treatment. Figures in italics indicate the base number of FP17s or Patient Questionnaire responses are less than 100. N/A is shown where the base number of responses is less than 10 during the period. % is calculated as Quantity/Base number\*100

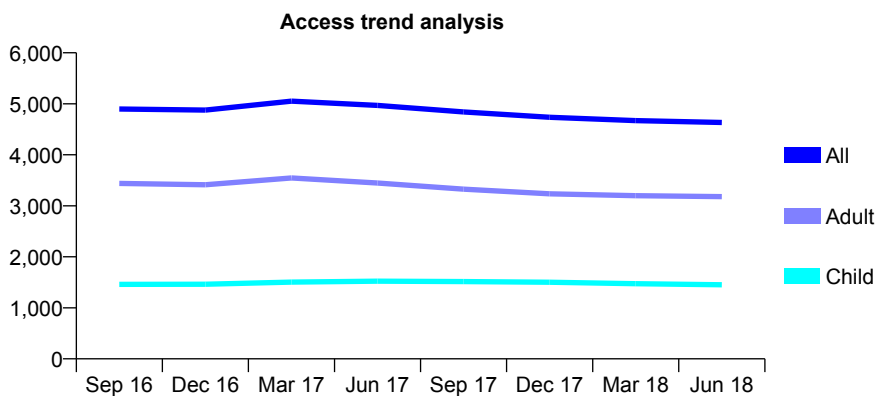
## Q57 - Vital Signs At a Glance Contract Report for 198803/0001 - June 2018

Name or company name	Cobbins Brook Dental Practice
Contract type name	GDS Contract
Purpose of contract	General
Contract start date	01/09/2010
Contract end date	

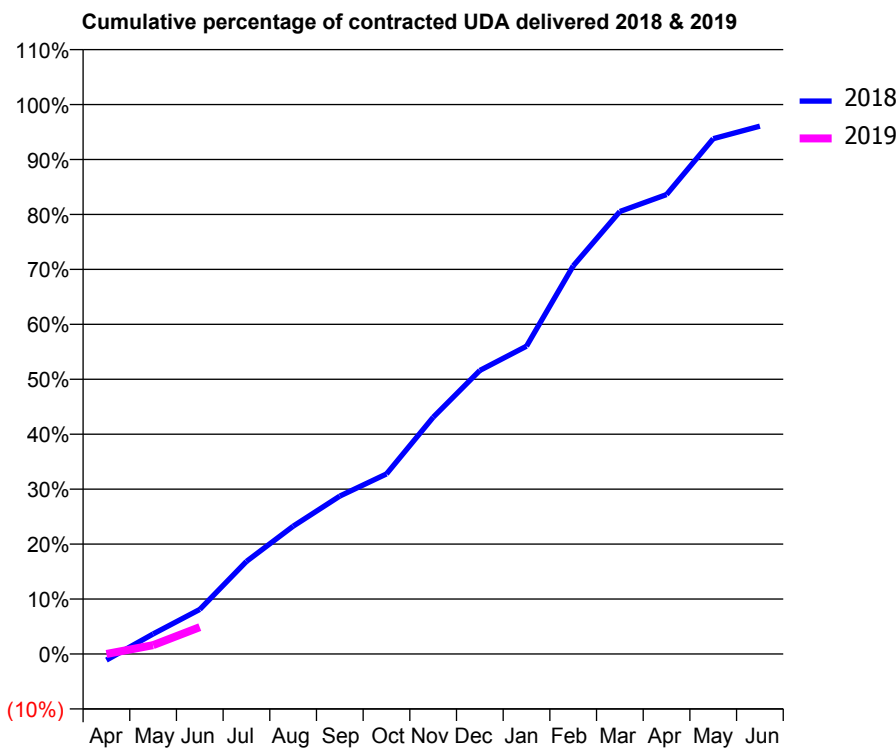
18/19 Contracted general activity (UDA)	13,689
Carry forward general activity (UDA)	0
18/19 Contracted orthodontic activity (UOA)	0
Carry forward orthodontic activity (UOA)	0
Baseline contract value	£366,103.95

### ACCESS\*

Patients seen in 24 months	Total	Change since previous quarter
Quarter ending June 2017	4,968	
Quarter ending September 2017	4,841	↓
Quarter ending December 2017	4,735	↓
Quarter ending March 2018	4,671	↓
Quarter ending June 2018	4,634	→
<b>Variance since June 2017</b>	<b>(6.7%)</b>	<b>↓</b>



### ACTIVITY



Adjusted Scheduled Activity (UDA)		
Month	2018	2019
April	-156	0
May	500	220
June	1,110	670
July	2,306	
August	3,184	
September	3,935	
October	4,485	
November	5,898	
December	7,065	
January	7,667	
February	9,669	
March	11,025	
April	11,445	
May	12,838	
June	13,150	

### QUALITY

	Quantity	Base Number	Contract	AT	Region	England
% of FP17s for the same patient ID Re-attending within 3 months - Children	24	360	6.7%	9.6%	11.3%	11.5%
% of FP17s for the same patient ID Re-attending within 3 months - Adults	82	691	11.9%	14.2%	14.9%	15.4%
% of FP17s for the same patient ID Re-attending between 3 & 9 months - Children	185	360	51.4%	56.4%	60.0%	58.9%
% of FP17s for the same patient ID Re-attending between 3 & 9 months - Adults	238	691	34.4%	50.6%	52.6%	51.6%
% of FP17s for Band 1 Urgent Courses	25	281	8.9%	8.3%	7.9%	8.9%
% of FP17s Relating to Free Repair or Replacements	3	281	1.1%	0.7%	0.8%	0.8%
% of FP17s Relating to Continuations	3	281	1.1%	0.9%	0.9%	0.9%
% of Patients satisfied with the dentistry they have received	3	5	N/A	92.7%	93.2%	93.2%
% of Patients satisfied with the time they had to wait for an appointment	3	5	N/A	89.5%	89.1%	88.8%

\* This is based on patients treated on this contract for their most recent course of treatment. Figures in italics indicate the base number of FP17s or Patient Questionnaire responses are less than 100. N/A is shown where the base number of responses is less than 10 during the period. % is calculated as Quantity/Base number\*100

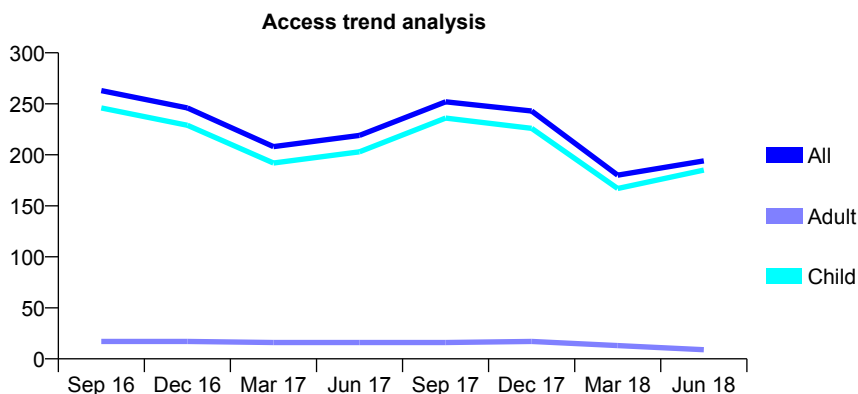
## Q57 - Vital Signs At a Glance Contract Report for 199036/0001 - June 2018

Name or company name	North Hill Surgery Ltd
Contract type name	GDS Contract
Purpose of contract	General
Contract start date	01/05/2010
Contract end date	

18/19 Contracted general activity (UDA)	359
Carry forward general activity (UDA)	0
18/19 Contracted orthodontic activity (UOA)	0
Carry forward orthodontic activity (UOA)	0
Baseline contract value	£12,091.75

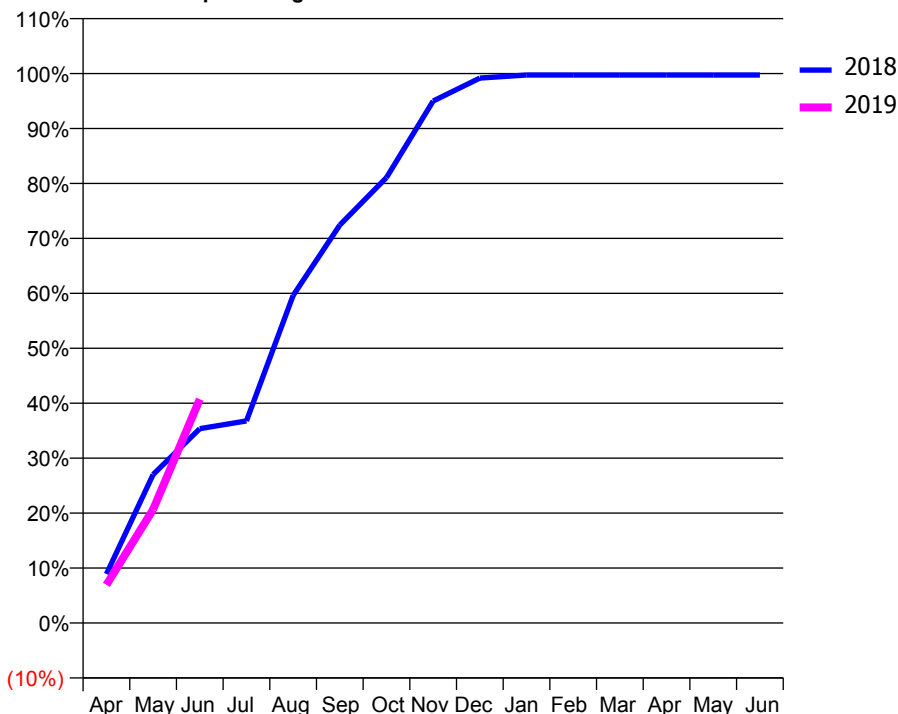
### ACCESS\*

Patients seen in 24 months	Total	Change since previous quarter
Quarter ending June 2017	219	
Quarter ending September 2017	252	↑
Quarter ending December 2017	243	↓
Quarter ending March 2018	180	↓
Quarter ending June 2018	194	↑
<b>Variance since June 2017</b>	<b>(11.4%)</b>	<b>↓</b>



### ACTIVITY

Cumulative percentage of contracted UDA delivered 2018 & 2019



Adjusted Scheduled Activity (UDA)		
Month	2018	2019
April	32	25
May	97	74
June	127	146
July	132	
August	214	
September	260	
October	291	
November	341	
December	356	
January	358	
February	358	
March	358	
April	358	
May	358	
June	358	

### QUALITY

	Quantity	Base Number	Contract	AT	Region	England
% of FP17s for the same patient ID Re-attending within 3 months - Children	2	90	2.2%	9.6%	11.3%	11.5%
% of FP17s for the same patient ID Re-attending within 3 months - Adults	0	0	N/A	14.2%	14.9%	15.4%
% of FP17s for the same patient ID Re-attending between 3 & 9 months - Children	25	90	27.8%	56.4%	60.0%	58.9%
% of FP17s for the same patient ID Re-attending between 3 & 9 months - Adults	0	0	N/A	50.6%	52.6%	51.6%
% of FP17s for Band 1 Urgent Courses	1	90	1.1%	8.3%	7.9%	8.9%
% of FP17s Relating to Free Repair or Replacements	0	90	0.0%	0.7%	0.8%	0.8%
% of FP17s Relating to Continuations	2	90	2.2%	0.9%	0.9%	0.9%
% of Patients satisfied with the dentistry they have received	0	0	N/A	92.7%	93.2%	93.2%
% of Patients satisfied with the time they had to wait for an appointment	0	0	N/A	89.5%	89.1%	88.8%

\* This is based on patients treated on this contract for their most recent course of treatment. Figures in italics indicate the base number of FP17s or Patient Questionnaire responses are less than 100. N/A is shown where the base number of responses is less than 10 during the period. % is calculated as Quantity/Base number\*100



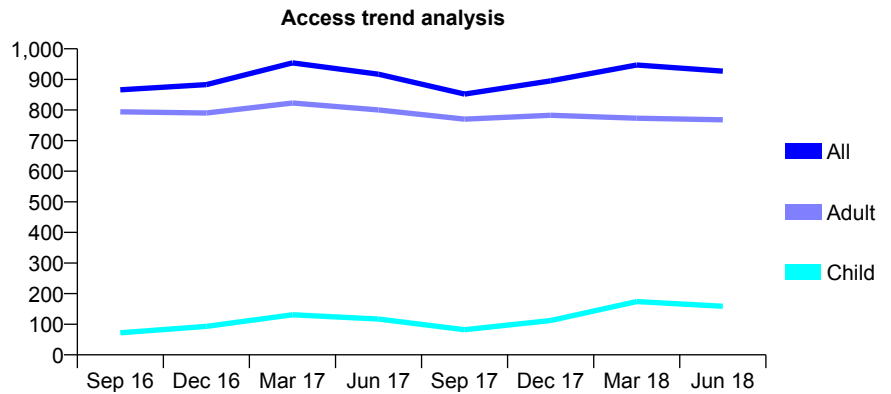
## Q57 - Vital Signs At a Glance Contract Report for 199036/0002 - June 2018

Name or company name	North Hill Surgery Ltd
Contract type name	GDS Contract
Purpose of contract	General
Contract start date	01/05/2010
Contract end date	

18/19 Contracted general activity (UDA)	2,500
Carry forward general activity (UDA)	0
18/19 Contracted orthodontic activity (UOA)	0
Carry forward orthodontic activity (UOA)	0
Baseline contract value	£58,433.98

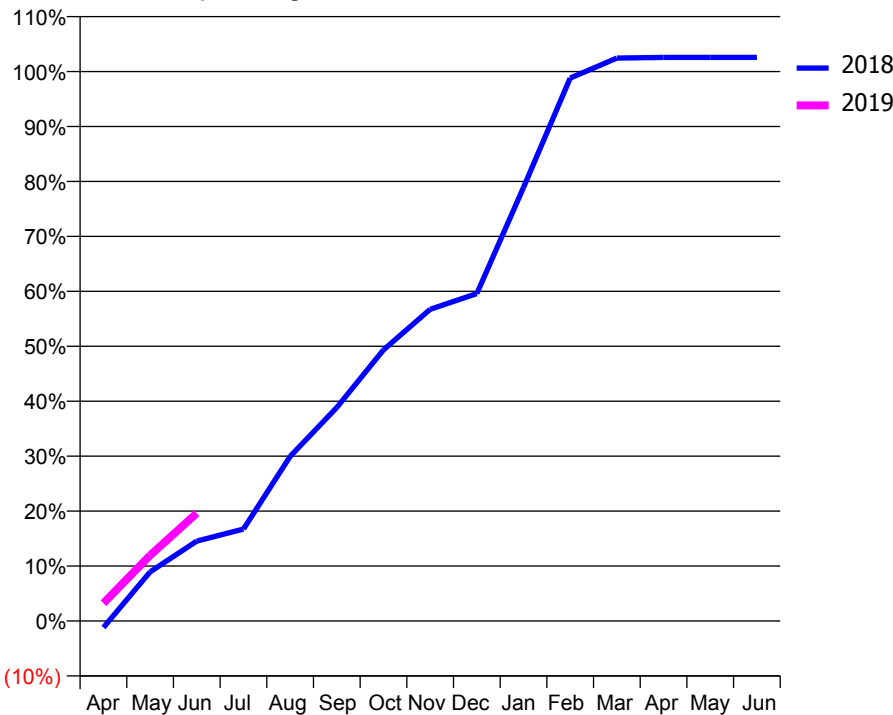
### ACCESS\*

Patients seen in 24 months	Total	Change since previous quarter
Quarter ending June 2017	917	
Quarter ending September 2017	852	↓
Quarter ending December 2017	895	↑
Quarter ending March 2018	947	↑
Quarter ending June 2018	927	↓
<b>Variance since June 2017</b>	<b>1.1%</b>	→



### ACTIVITY

Cumulative percentage of contracted UDA delivered 2018 & 2019



Month	Adjusted Scheduled Activity (UDA)	
	2018	2019
April	-30	81
May	223	299
June	364	490
July	418	
August	749	
September	972	
October	1,233	
November	1,418	
December	1,490	
January	1,972	
February	2,470	
March	2,561	
April	2,564	
May	2,564	
June	2,564	

### QUALITY

	Quantity	Base Number	Contract	AT	Region	England
% of FP17s for the same patient ID Re-attending within 3 months - Children	3	23	13.0%	9.6%	11.3%	11.5%
% of FP17s for the same patient ID Re-attending within 3 months - Adults	12	174	6.9%	14.2%	14.9%	15.4%
% of FP17s for the same patient ID Re-attending between 3 & 9 months - Children	2	23	8.7%	56.4%	60.0%	58.9%
% of FP17s for the same patient ID Re-attending between 3 & 9 months - Adults	58	174	33.3%	50.6%	52.6%	51.6%
% of FP17s for Band 1 Urgent Courses	16	196	8.2%	8.3%	7.9%	8.9%
% of FP17s Relating to Free Repair or Replacements	0	196	0.0%	0.7%	0.8%	0.8%
% of FP17s Relating to Continuations	3	196	1.5%	0.9%	0.9%	0.9%
% of Patients satisfied with the dentistry they have received	2	2	N/A	92.7%	93.2%	93.2%
% of Patients satisfied with the time they had to wait for an appointment	2	2	N/A	89.5%	89.1%	88.8%

\* This is based on patients treated on this contract for their most recent course of treatment. Figures in italics indicate the base number of FP17s or Patient Questionnaire responses are less than 100. N/A is shown where the base number of responses is less than 10 during the period. % is calculated as Quantity/Base number\*100

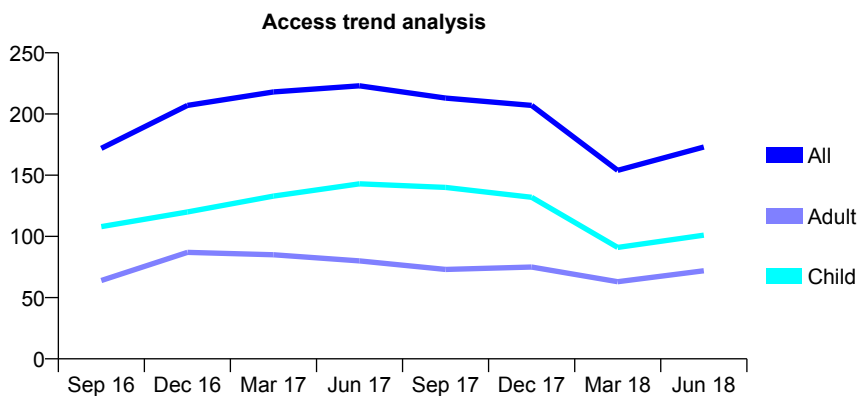
## Q57 - Vital Signs At a Glance Contract Report for 199036/0003 - June 2018

Name or company name	North Hill Surgery Ltd
Contract type name	GDS Contract
Purpose of contract	General
Contract start date	01/05/2010
Contract end date	

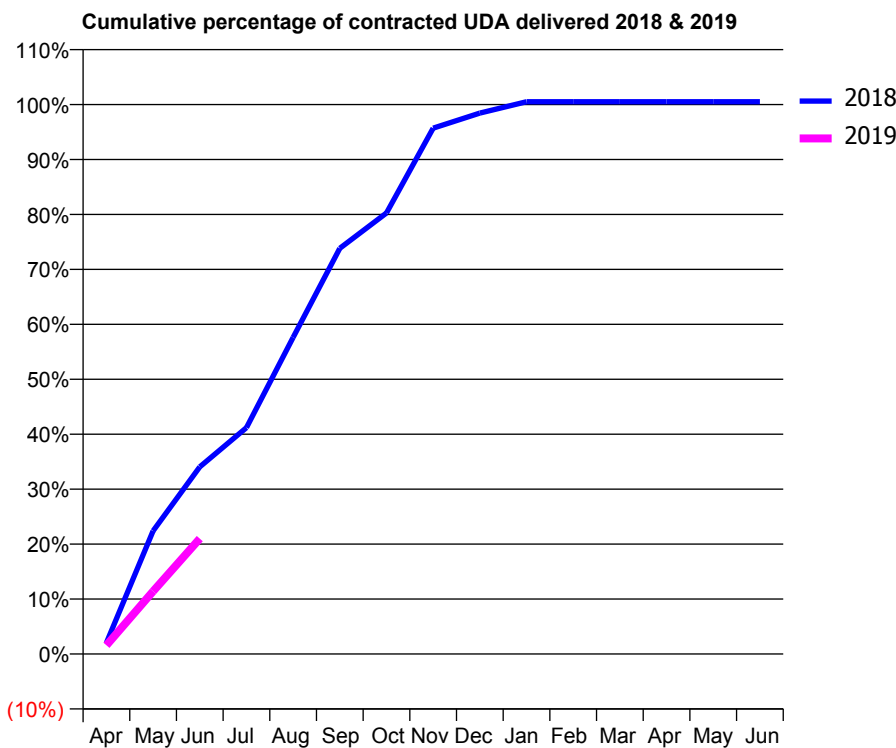
18/19 Contracted general activity (UDA)	438
Carry forward general activity (UDA)	0
18/19 Contracted orthodontic activity (UOA)	0
Carry forward orthodontic activity (UOA)	0
Baseline contract value	£20,294.51

### ACCESS\*

Patients seen in 24 months	Total	Change since previous quarter
Quarter ending June 2017	223	
Quarter ending September 2017	213	↓
Quarter ending December 2017	207	↓
Quarter ending March 2018	154	↓
Quarter ending June 2018	173	↑
<b>Variance since June 2017</b>	<b>(22.4%)</b>	<b>↓</b>



### ACTIVITY



Month	Adjusted Scheduled Activity (UDA)	
	2018	2019
April	9	7
May	98	50
June	149	92
July	180	
August	252	
September	323	
October	352	
November	419	
December	431	
January	440	
February	440	
March	440	
April	440	
May	440	
June	440	

### QUALITY

	Quantity	Base Number	Contract	AT	Region	England
% of FP17s for the same patient ID Re-attending within 3 months - Children	1	47	2.1%	9.6%	11.3%	11.5%
% of FP17s for the same patient ID Re-attending within 3 months - Adults	0	17	0.0%	14.2%	14.9%	15.4%
% of FP17s for the same patient ID Re-attending between 3 & 9 months - Children	16	47	34.0%	56.4%	60.0%	58.9%
% of FP17s for the same patient ID Re-attending between 3 & 9 months - Adults	1	17	5.9%	50.6%	52.6%	51.6%
% of FP17s for Band 1 Urgent Courses	0	62	0.0%	8.3%	7.9%	8.9%
% of FP17s Relating to Free Repair or Replacements	0	62	0.0%	0.7%	0.8%	0.8%
% of FP17s Relating to Continuations	0	62	0.0%	0.9%	0.9%	0.9%
% of Patients satisfied with the dentistry they have received	0	0	N/A	92.7%	93.2%	93.2%
% of Patients satisfied with the time they had to wait for an appointment	0	0	N/A	89.5%	89.1%	88.8%

\* This is based on patients treated on this contract for their most recent course of treatment. Figures in italics indicate the base number of FP17s or Patient Questionnaire responses are less than 100. N/A is shown where the base number of responses is less than 10 during the period. % is calculated as Quantity/Base number\*100

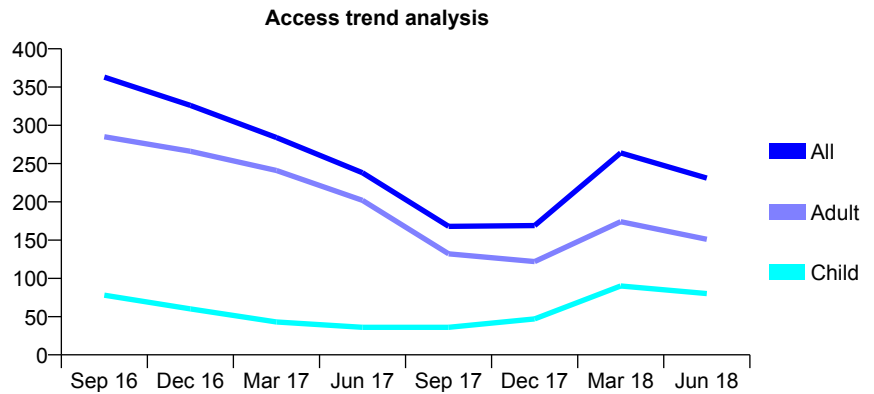
## Q57 - Vital Signs At a Glance Contract Report for 199036/0004 - June 2018

Name or company name	North Hill Surgery Ltd
Contract type name	GDS Contract
Purpose of contract	General
Contract start date	01/05/2010
Contract end date	

18/19 Contracted general activity (UDA)	500
Carry forward general activity (UDA)	0
18/19 Contracted orthodontic activity (UOA)	0
Carry forward orthodontic activity (UOA)	0
Baseline contract value	£11,628.26

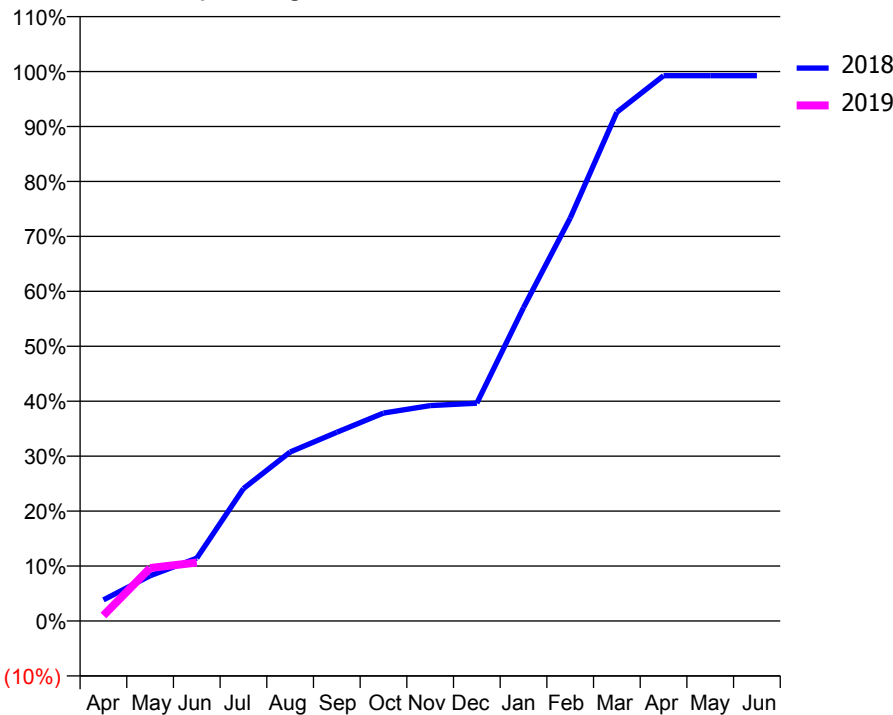
### ACCESS\*

Patients seen in 24 months	Total	Change since previous quarter
Quarter ending June 2017	238	
Quarter ending September 2017	168	↓
Quarter ending December 2017	169	→
Quarter ending March 2018	264	↑
Quarter ending June 2018	231	↓
<b>Variance since June 2017</b>	<b>(2.9%)</b>	<b>↓</b>



### ACTIVITY

Cumulative percentage of contracted UDA delivered 2018 & 2019



Month	Adjusted Scheduled Activity (UDA)	
	2018	2019
April	19	5
May	41	48
June	57	53
July	121	
August	154	
September	172	
October	189	
November	196	
December	198	
January	285	
February	367	
March	463	
April	496	
May	496	
June	496	

### QUALITY

	Quantity	Base Number	Contract	AT	Region	England
% of FP17s for the same patient ID Re-attending within 3 months - Children	0	12	0.0%	9.6%	11.3%	11.5%
% of FP17s for the same patient ID Re-attending within 3 months - Adults	1	30	3.3%	14.2%	14.9%	15.4%
% of FP17s for the same patient ID Re-attending between 3 & 9 months - Children	2	12	16.7%	56.4%	60.0%	58.9%
% of FP17s for the same patient ID Re-attending between 3 & 9 months - Adults	3	30	10.0%	50.6%	52.6%	51.6%
% of FP17s for Band 1 Urgent Courses	1	19	5.3%	8.3%	7.9%	8.9%
% of FP17s Relating to Free Repair or Replacements	0	19	0.0%	0.7%	0.8%	0.8%
% of FP17s Relating to Continuations	0	19	0.0%	0.9%	0.9%	0.9%
% of Patients satisfied with the dentistry they have received	0	0	N/A	92.7%	93.2%	93.2%
% of Patients satisfied with the time they had to wait for an appointment	0	0	N/A	89.5%	89.1%	88.8%

\* This is based on patients treated on this contract for their most recent course of treatment. Figures in italics indicate the base number of FP17s or Patient Questionnaire responses are less than 100. N/A is shown where the base number of responses is less than 10 during the period. % is calculated as Quantity/Base number\*100

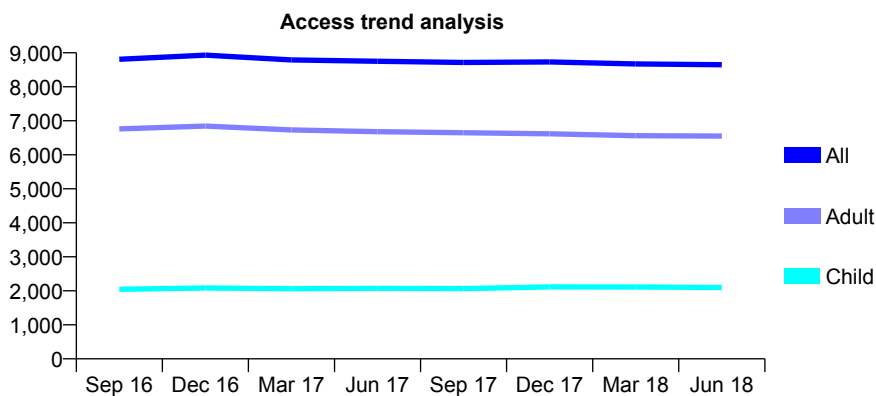
## Q57 - Vital Signs At a Glance Contract Report for 199559/0002 - June 2018

Name or company name	Parmar Dental
Contract type name	GDS Contract
Purpose of contract	General
Contract start date	23/08/2011
Contract end date	

18/19 Contracted general activity (UDA)	24,128
Carry forward general activity (UDA)	0
18/19 Contracted orthodontic activity (UOA)	0
Carry forward orthodontic activity (UOA)	0
Baseline contract value	£616,199.25

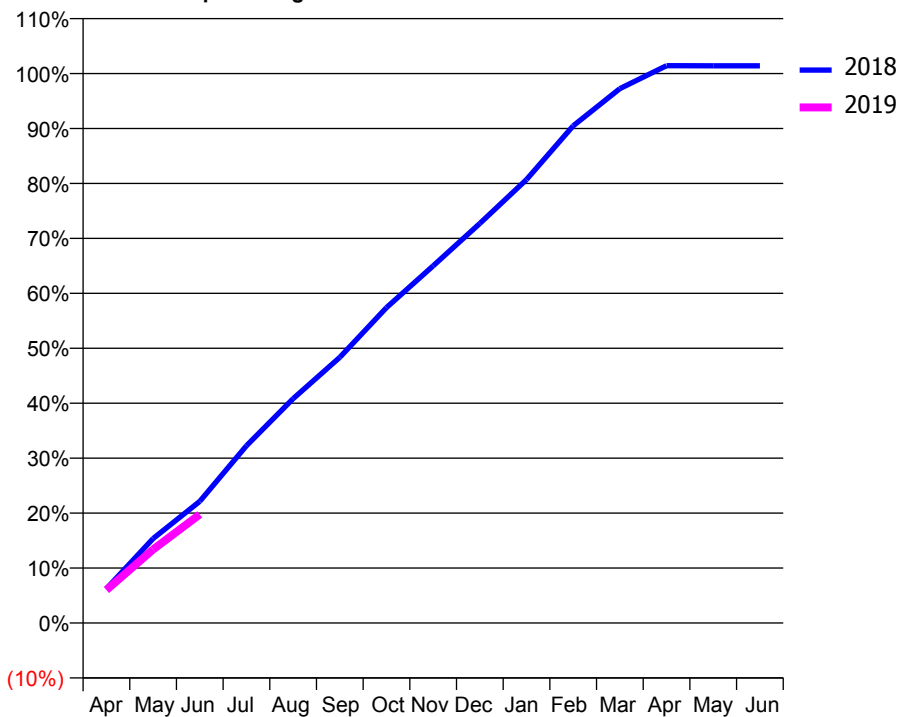
### ACCESS\*

Patients seen in 24 months	Total	Change since previous quarter
Quarter ending June 2017	8,751	
Quarter ending September 2017	8,714	→
Quarter ending December 2017	8,733	→
Quarter ending March 2018	8,673	→
Quarter ending June 2018	8,650	→
<b>Variance since June 2017</b>	<b>(1.2%)</b>	<b>↓</b>



### ACTIVITY

Cumulative percentage of contracted UDA delivered 2018 & 2019



Month	Adjusted Scheduled Activity (UDA)	
	2018	2019
April	1,507	1,450
May	3,710	3,232
June	5,342	4,770
July	7,784	
August	9,854	
September	11,664	
October	13,851	
November	15,684	
December	17,545	
January	19,470	
February	21,830	
March	23,465	
April	24,469	
May	24,468	
June	24,466	

### QUALITY

	Quantity	Base Number	Contract	AT	Region	England
% of FP17s for the same patient ID Re-attending within 3 months - Children	74	832	8.9%	9.6%	11.3%	11.5%
% of FP17s for the same patient ID Re-attending within 3 months - Adults	377	2,373	15.9%	14.2%	14.9%	15.4%
% of FP17s for the same patient ID Re-attending between 3 & 9 months - Children	492	832	59.1%	56.4%	60.0%	58.9%
% of FP17s for the same patient ID Re-attending between 3 & 9 months - Adults	1,380	2,373	58.2%	50.6%	52.6%	51.6%
% of FP17s for Band 1 Urgent Courses	284	2,691	10.6%	8.3%	7.9%	8.9%
% of FP17s Relating to Free Repair or Replacements	27	2,691	1.0%	0.7%	0.8%	0.8%
% of FP17s Relating to Continuations	13	2,691	0.5%	0.9%	0.9%	0.9%
% of Patients satisfied with the dentistry they have received	4	7	N/A	92.7%	93.2%	93.2%
% of Patients satisfied with the time they had to wait for an appointment	5	7	N/A	89.5%	89.1%	88.8%

\* This is based on patients treated on this contract for their most recent course of treatment. Figures in italics indicate the base number of FP17s or Patient Questionnaire responses are less than 100. N/A is shown where the base number of responses is less than 10 during the period. % is calculated as Quantity/Base number\*100

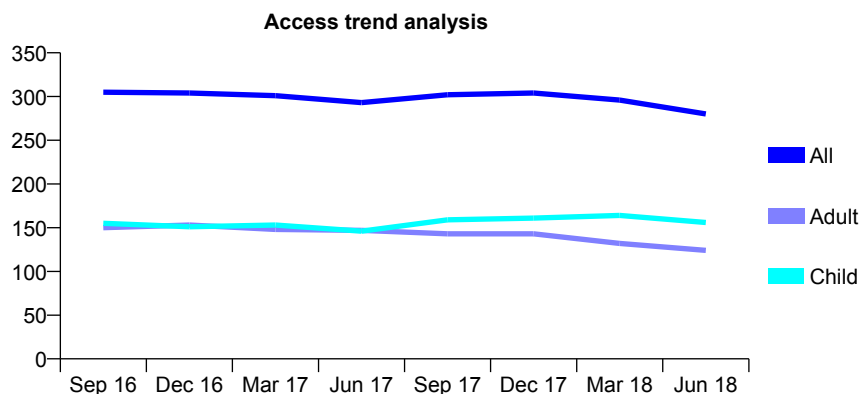
## Q57 - Vital Signs At a Glance Contract Report for 205230/0002 - June 2018

Name or company name	Oakmor Dental Centre
Contract type name	GDS Contract
Purpose of contract	General
Contract start date	05/05/2011
Contract end date	

18/19 Contracted general activity (UDA)	888
Carry forward general activity (UDA)	0
18/19 Contracted orthodontic activity (UOA)	0
Carry forward orthodontic activity (UOA)	0
Baseline contract value	£19,852.65

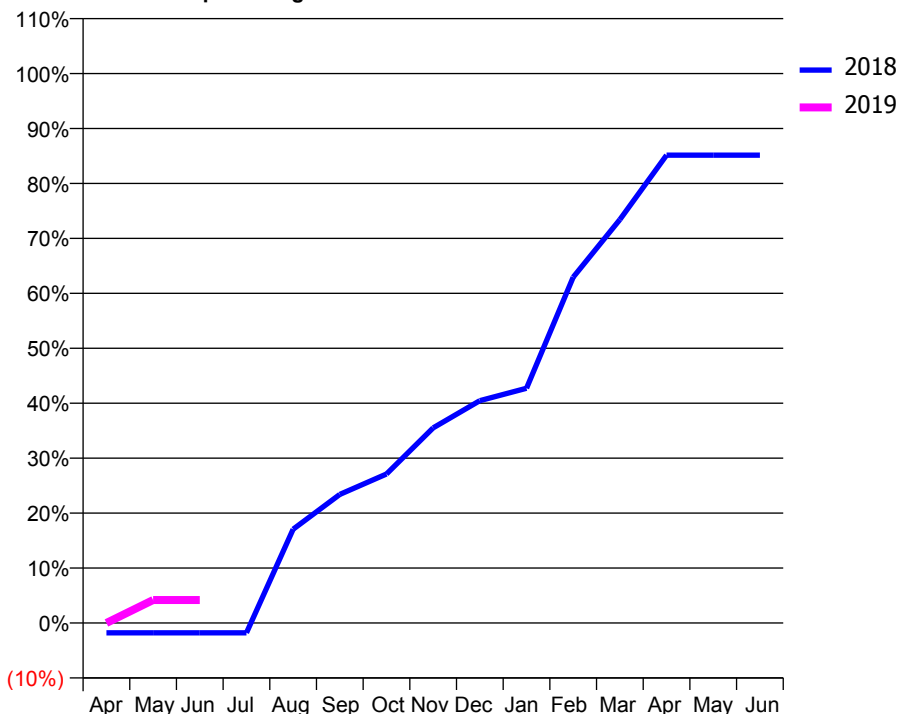
### ACCESS\*

Patients seen in 24 months	Total	Change since previous quarter
Quarter ending June 2017	293	
Quarter ending September 2017	302	↑
Quarter ending December 2017	304	→
Quarter ending March 2018	296	↓
Quarter ending June 2018	280	↓
<b>Variance since June 2017</b>	<b>(4.4%)</b>	<b>↓</b>



### ACTIVITY

Cumulative percentage of contracted UDA delivered 2018 & 2019



Adjusted Scheduled Activity (UDA)

Month	2018	2019
April	-16	0
May	-16	37
June	-16	37
July	-16	
August	152	
September	208	
October	241	
November	315	
December	359	
January	379	
February	559	
March	652	
April	756	
May	756	
June	756	

### QUALITY

	Quantity	Base Number	Contract	AT	Region	England
% of FP17s for the same patient ID Re-attending within 3 months - Children	2	32	6.3%	9.6%	11.3%	11.5%
% of FP17s for the same patient ID Re-attending within 3 months - Adults	3	27	11.1%	14.2%	14.9%	15.4%
% of FP17s for the same patient ID Re-attending between 3 & 9 months - Children	27	32	84.4%	56.4%	60.0%	58.9%
% of FP17s for the same patient ID Re-attending between 3 & 9 months - Adults	16	27	59.3%	50.6%	52.6%	51.6%
% of FP17s for Band 1 Urgent Courses	1	27	3.7%	8.3%	7.9%	8.9%
% of FP17s Relating to Free Repair or Replacements	0	27	0.0%	0.7%	0.8%	0.8%
% of FP17s Relating to Continuations	0	27	0.0%	0.9%	0.9%	0.9%
% of Patients satisfied with the dentistry they have received	1	1	N/A	92.7%	93.2%	93.2%
% of Patients satisfied with the time they had to wait for an appointment	1	1	N/A	89.5%	89.1%	88.8%

\* This is based on patients treated on this contract for their most recent course of treatment. Figures in italics indicate the base number of FP17s or Patient Questionnaire responses are less than 100. N/A is shown where the base number of responses is less than 10 during the period. % is calculated as Quantity/Base number\*100

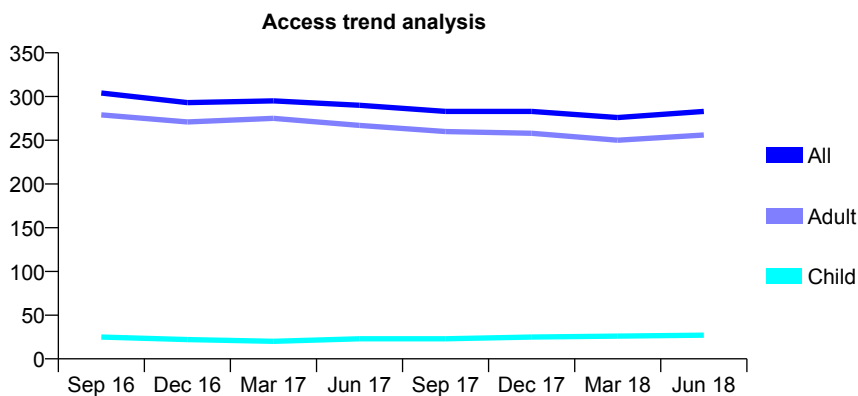
## Q57 - Vital Signs At a Glance Contract Report for 207837/0002 - June 2018

Name or company name	MR RK DESAI
Contract type name	GDS Contract
Purpose of contract	General
Contract start date	01/04/2006
Contract end date	

18/19 Contracted general activity (UDA)	800
Carry forward general activity (UDA)	0
18/19 Contracted orthodontic activity (UOA)	0
Carry forward orthodontic activity (UOA)	0
Baseline contract value	£24,773.42

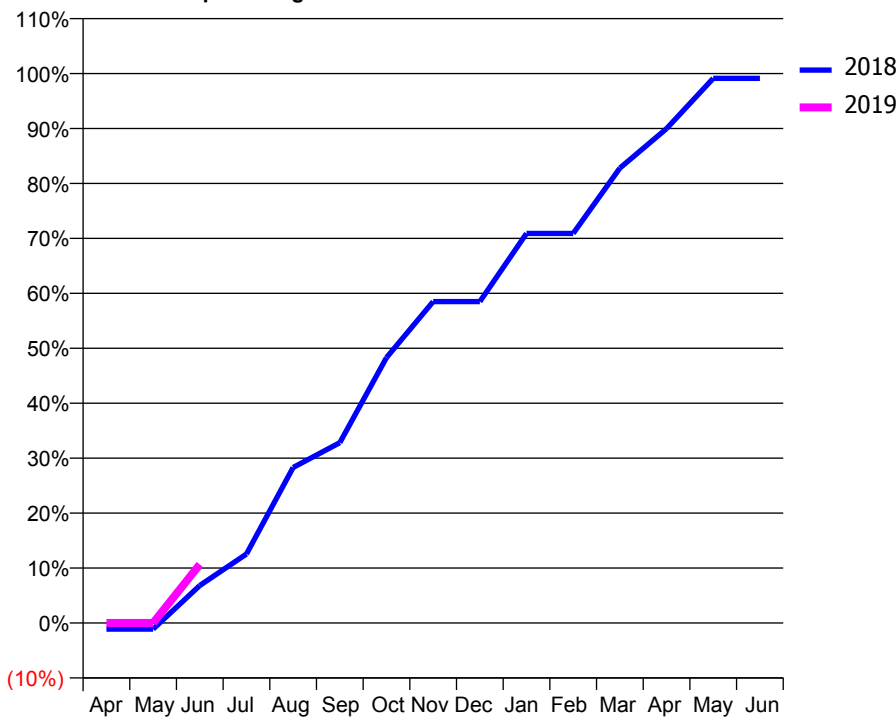
### ACCESS\*

Patients seen in 24 months	Total	Change since previous quarter
Quarter ending June 2017	290	
Quarter ending September 2017	283	↓
Quarter ending December 2017	283	→
Quarter ending March 2018	276	↓
Quarter ending June 2018	283	↑
<b>Variance since June 2017</b>	<b>(2.4%)</b>	<b>↓</b>



### ACTIVITY

Cumulative percentage of contracted UDA delivered 2018 & 2019



Month	Adjusted Scheduled Activity (UDA)	
	2018	2019
April	-9	0
May	-9	0
June	55	85
July	100	
August	226	
September	263	
October	386	
November	468	
December	468	
January	567	
February	567	
March	662	
April	720	
May	793	
June	793	

### QUALITY

	Quantity	Base Number	Contract	AT	Region	England
% of FP17s for the same patient ID Re-attending within 3 months - Children	0	6	0.0%	9.6%	11.3%	11.5%
% of FP17s for the same patient ID Re-attending within 3 months - Adults	6	79	7.6%	14.2%	14.9%	15.4%
% of FP17s for the same patient ID Re-attending between 3 & 9 months - Children	0	6	0.0%	56.4%	60.0%	58.9%
% of FP17s for the same patient ID Re-attending between 3 & 9 months - Adults	26	79	32.9%	50.6%	52.6%	51.6%
% of FP17s for Band 1 Urgent Courses	7	32	21.9%	8.3%	7.9%	8.9%
% of FP17s Relating to Free Repair or Replacements	1	32	3.1%	0.7%	0.8%	0.8%
% of FP17s Relating to Continuations	2	32	6.3%	0.9%	0.9%	0.9%
% of Patients satisfied with the dentistry they have received	0	1	N/A	92.7%	93.2%	93.2%
% of Patients satisfied with the time they had to wait for an appointment	1	1	N/A	89.5%	89.1%	88.8%

\* This is based on patients treated on this contract for their most recent course of treatment. Figures in italics indicate the base number of FP17s or Patient Questionnaire responses are less than 100. N/A is shown where the base number of responses is less than 10 during the period. % is calculated as Quantity/Base number\*100

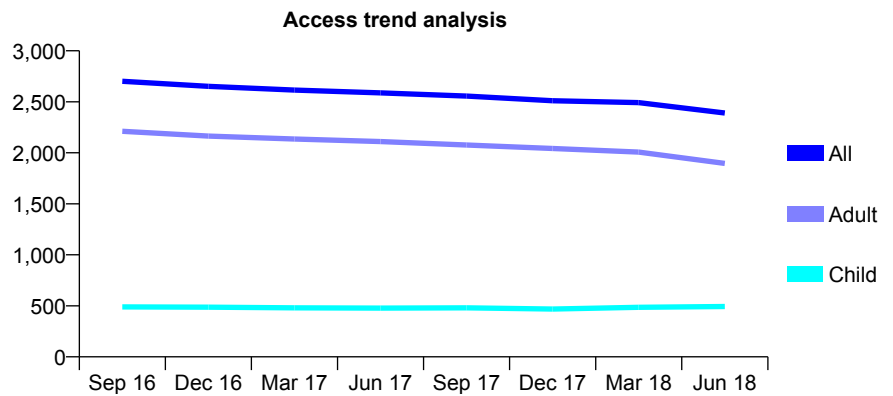
## Q57 - Vital Signs At a Glance Contract Report for 209708/0001 - June 2018

Name or company name	Dedham Dental Surgery
Contract type name	GDS Contract
Purpose of contract	General
Contract start date	01/04/2006
Contract end date	

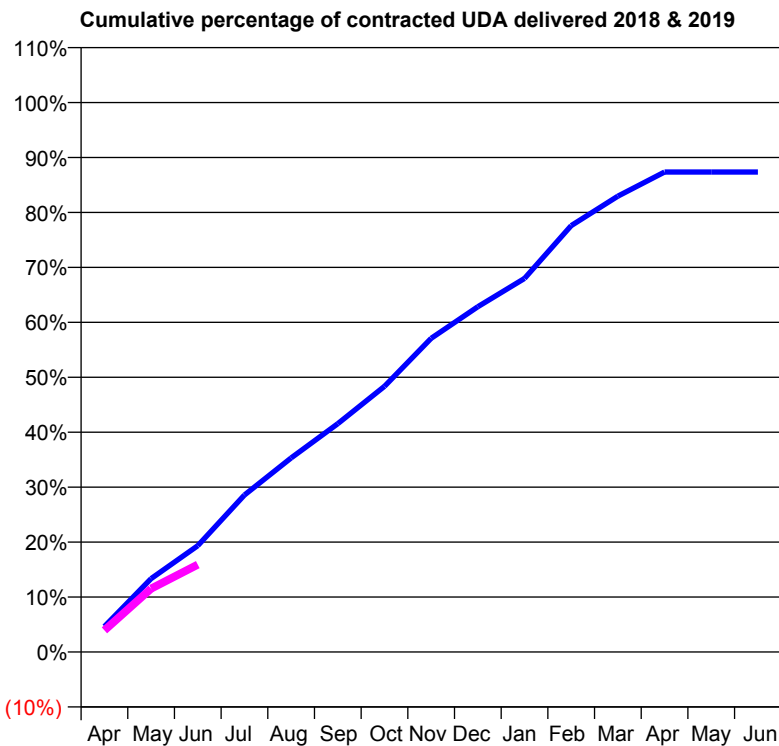
18/19 Contracted general activity (UDA)	6,426
Carry forward general activity (UDA)	0
18/19 Contracted orthodontic activity (UOA)	0
Carry forward orthodontic activity (UOA)	0
Baseline contract value	£191,044.59

### ACCESS\*

Patients seen in 24 months	Total	Change since previous quarter
Quarter ending June 2017	2,588	
Quarter ending September 2017	2,556	↓
Quarter ending December 2017	2,510	↓
Quarter ending March 2018	2,492	→
Quarter ending June 2018	2,390	↓
<b>Variance since June 2017</b>	<b>(7.7%)</b>	<b>↓</b>



### ACTIVITY



Adjusted Scheduled Activity (UDA)		
Month	2018	2019
April	299	254
May	859	742
June	1,243	1,023
July	1,836	
August	2,269	
September	2,670	
October	3,107	
November	3,669	
December	4,037	
January	4,368	
February	4,986	
March	5,331	
April	5,613	
May	5,614	
June	5,614	

### QUALITY

	Quantity	Base Number	Contract	AT	Region	England
% of FP17s for the same patient ID Re-attending within 3 months - Children	7	158	4.4%	9.6%	11.3%	11.5%
% of FP17s for the same patient ID Re-attending within 3 months - Adults	83	619	13.4%	14.2%	14.9%	15.4%
% of FP17s for the same patient ID Re-attending between 3 & 9 months - Children	72	158	45.6%	56.4%	60.0%	58.9%
% of FP17s for the same patient ID Re-attending between 3 & 9 months - Adults	365	619	59.0%	50.6%	52.6%	51.6%
% of FP17s for Band 1 Urgent Courses	29	609	4.8%	8.3%	7.9%	8.9%
% of FP17s Relating to Free Repair or Replacements	5	609	0.8%	0.7%	0.8%	0.8%
% of FP17s Relating to Continuations	0	609	0.0%	0.9%	0.9%	0.9%
% of Patients satisfied with the dentistry they have received	6	7	N/A	92.7%	93.2%	93.2%
% of Patients satisfied with the time they had to wait for an appointment	7	7	N/A	89.5%	89.1%	88.8%

\* This is based on patients treated on this contract for their most recent course of treatment. Figures in italics indicate the base number of FP17s or Patient Questionnaire responses are less than 100. N/A is shown where the base number of responses is less than 10 during the period. % is calculated as Quantity/Base number\*100

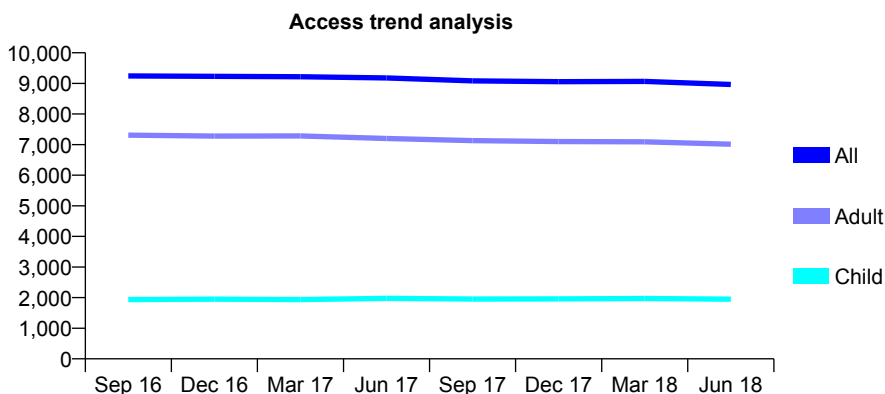
## Q57 - Vital Signs At a Glance Contract Report for 219045/0001 - June 2018

Name or company name	MR PJ POWER
Contract type name	GDS Contract
Purpose of contract	General
Contract start date	01/04/2006
Contract end date	

18/19 Contracted general activity (UDA)	26,541
Carry forward general activity (UDA)	0
18/19 Contracted orthodontic activity (UOA)	0
Carry forward orthodontic activity (UOA)	0
Baseline contract value	£744,699.80

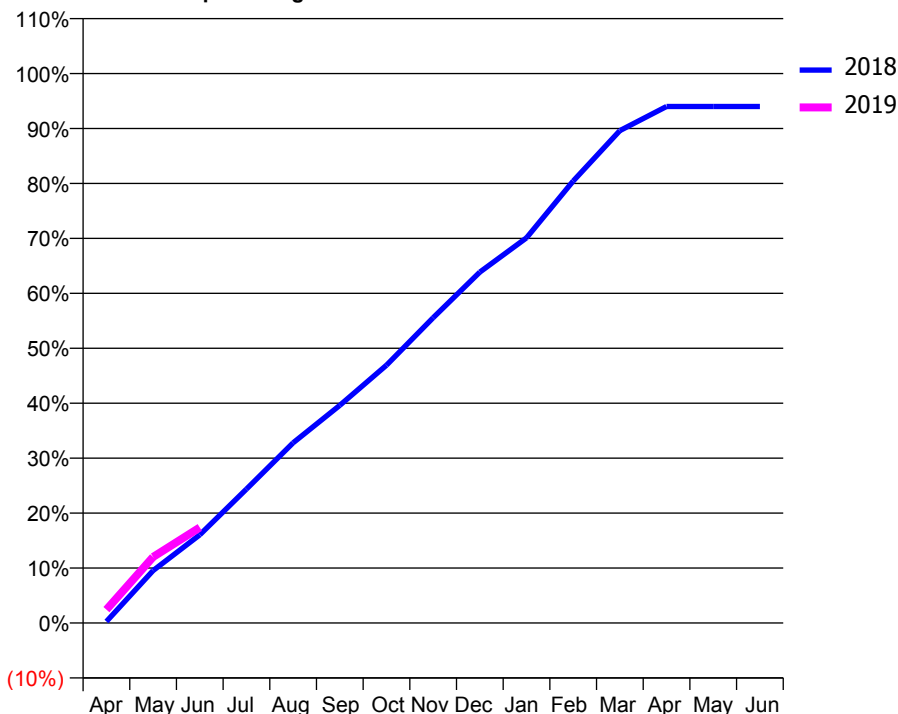
### ACCESS\*

Patients seen in 24 months	Total	Change since previous quarter
Quarter ending June 2017	9,177	
Quarter ending September 2017	9,084	↓
Quarter ending December 2017	9,057	→
Quarter ending March 2018	9,065	→
Quarter ending June 2018	8,964	↓
<b>Variance since June 2017</b>	<b>(2.3%)</b>	<b>↓</b>



### ACTIVITY

Cumulative percentage of contracted UDA delivered 2018 & 2019



Month	Adjusted Scheduled Activity (UDA)	
	2018	2019
April	72	645
May	2,535	3,191
June	4,260	4,618
July	6,471	
August	8,704	
September	10,517	
October	12,451	
November	14,744	
December	16,948	
January	18,601	
February	21,345	
March	23,785	
April	24,950	
May	24,947	
June	24,947	

### QUALITY

	Quantity	Base Number	Contract	AT	Region	England
% of FP17s for the same patient ID Re-attending within 3 months - Children	37	635	5.8%	9.6%	11.3%	11.5%
% of FP17s for the same patient ID Re-attending within 3 months - Adults	313	2,224	14.1%	14.2%	14.9%	15.4%
% of FP17s for the same patient ID Re-attending between 3 & 9 months - Children	359	635	56.5%	56.4%	60.0%	58.9%
% of FP17s for the same patient ID Re-attending between 3 & 9 months - Adults	1,094	2,224	49.2%	50.6%	52.6%	51.6%
% of FP17s for Band 1 Urgent Courses	284	2,359	12.0%	8.3%	7.9%	8.9%
% of FP17s Relating to Free Repair or Replacements	12	2,359	0.5%	0.7%	0.8%	0.8%
% of FP17s Relating to Continuations	10	2,359	0.4%	0.9%	0.9%	0.9%
% of Patients satisfied with the dentistry they have received	13	13	100.0%	92.7%	93.2%	93.2%
% of Patients satisfied with the time they had to wait for an appointment	13	13	100.0%	89.5%	89.1%	88.8%

\* This is based on patients treated on this contract for their most recent course of treatment. Figures in italics indicate the base number of FP17s or Patient Questionnaire responses are less than 100. N/A is shown where the base number of responses is less than 10 during the period. % is calculated as Quantity/Base number\*100



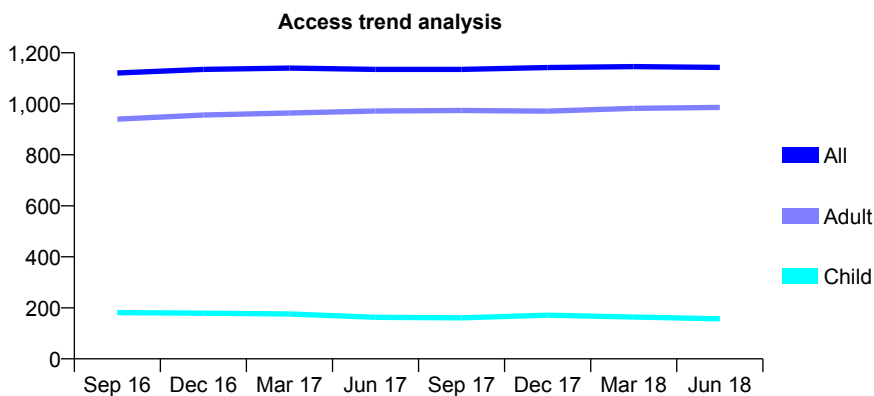
## Q57 - Vital Signs At a Glance Contract Report for 220051/0001 - June 2018

Name or company name	MRS SA RANKIN
Contract type name	GDS Contract
Purpose of contract	General
Contract start date	01/04/2006
Contract end date	

18/19 Contracted general activity (UDA)	3,735
Carry forward general activity (UDA)	0
18/19 Contracted orthodontic activity (UOA)	0
Carry forward orthodontic activity (UOA)	0
Baseline contract value	£82,230.63

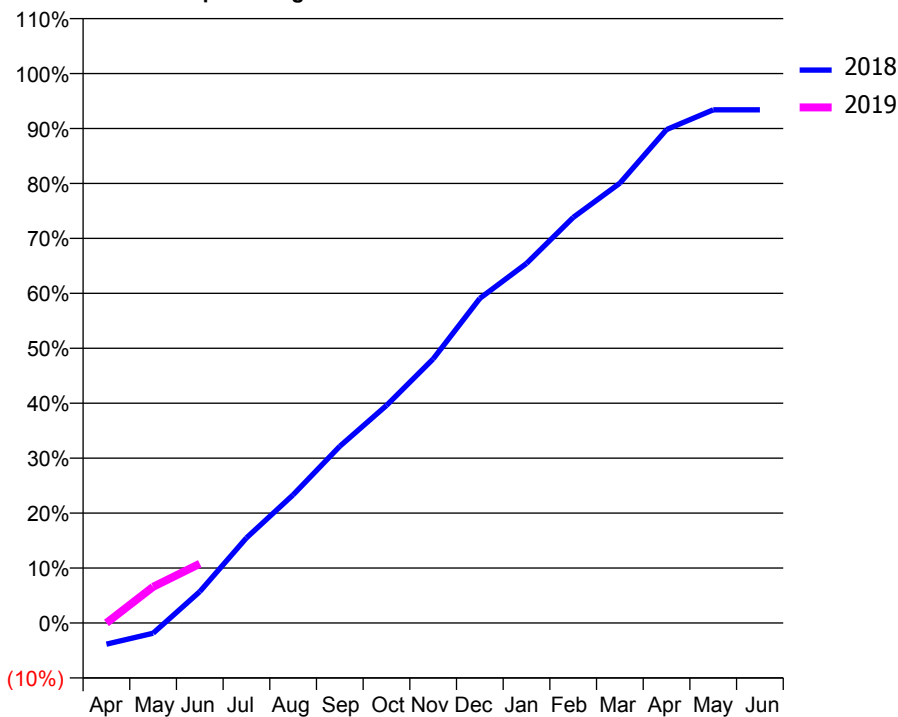
### ACCESS\*

Patients seen in 24 months	Total	Change since previous quarter
Quarter ending June 2017	1,135	
Quarter ending September 2017	1,135	→
Quarter ending December 2017	1,142	→
Quarter ending March 2018	1,146	→
Quarter ending June 2018	1,143	→
<b>Variance since June 2017</b>	<b>0.7%</b>	<b>→</b>



### ACTIVITY

Cumulative percentage of contracted UDA delivered 2018 & 2019



Month	Adjusted Scheduled Activity (UDA)	
	2018	2019
April	-145	0
May	-71	246
June	213	403
July	579	
August	872	
September	1,201	
October	1,479	
November	1,795	
December	2,206	
January	2,444	
February	2,757	
March	2,990	
April	3,354	
May	3,488	
June	3,488	

### QUALITY

	Quantity	Base Number	Contract	AT	Region	England
% of FP17s for the same patient ID Re-attending within 3 months - Children	2	55	3.6%	9.6%	11.3%	11.5%
% of FP17s for the same patient ID Re-attending within 3 months - Adults	54	346	15.6%	14.2%	14.9%	15.4%
% of FP17s for the same patient ID Re-attending between 3 & 9 months - Children	30	55	54.5%	56.4%	60.0%	58.9%
% of FP17s for the same patient ID Re-attending between 3 & 9 months - Adults	139	346	40.2%	50.6%	52.6%	51.6%
% of FP17s for Band 1 Urgent Courses	23	204	11.3%	8.3%	7.9%	8.9%
% of FP17s Relating to Free Repair or Replacements	6	204	2.9%	0.7%	0.8%	0.8%
% of FP17s Relating to Continuations	8	204	3.9%	0.9%	0.9%	0.9%
% of Patients satisfied with the dentistry they have received	6	6	N/A	92.7%	93.2%	93.2%
% of Patients satisfied with the time they had to wait for an appointment	6	6	N/A	89.5%	89.1%	88.8%

\* This is based on patients treated on this contract for their most recent course of treatment. Figures in italics indicate the base number of FP17s or Patient Questionnaire responses are less than 100. N/A is shown where the base number of responses is less than 10 during the period. % is calculated as Quantity/Base number\*100

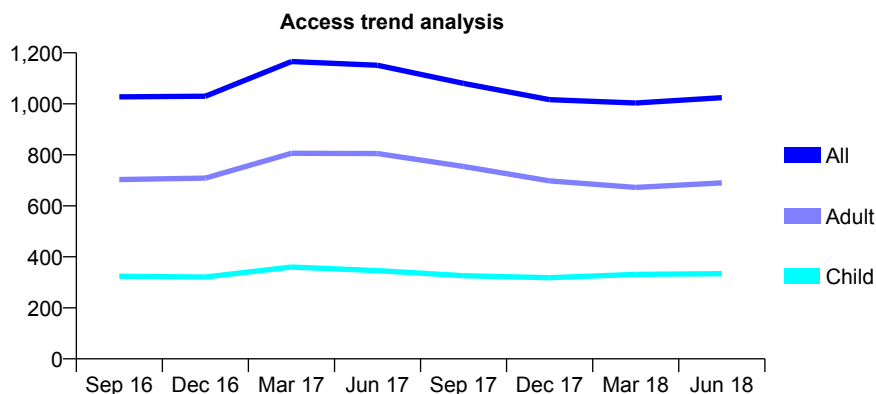
## Q57 - Vital Signs At a Glance Contract Report for 221694/0001 - June 2018

Name or company name	MR MP GOODCHILD
Contract type name	GDS Contract
Purpose of contract	General
Contract start date	01/04/2006
Contract end date	

18/19 Contracted general activity (UDA)	2,861
Carry forward general activity (UDA)	0
18/19 Contracted orthodontic activity (UOA)	0
Carry forward orthodontic activity (UOA)	0
Baseline contract value	£71,206.04

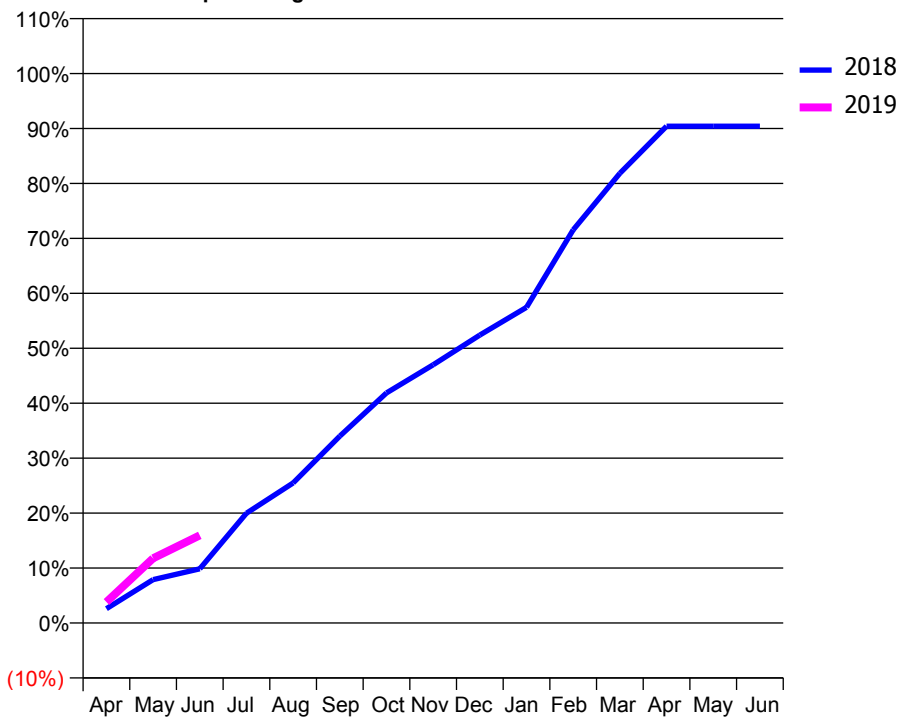
### ACCESS\*

Patients seen in 24 months	Total	Change since previous quarter
Quarter ending June 2017	1,151	
Quarter ending September 2017	1,080	↓
Quarter ending December 2017	1,016	↓
Quarter ending March 2018	1,003	↓
Quarter ending June 2018	1,024	↑
<b>Variance since June 2017</b>	<b>(11.0%)</b>	<b>↓</b>



### ACTIVITY

Cumulative percentage of contracted UDA delivered 2018 & 2019



Month	Adjusted Scheduled Activity (UDA)	
	2018	2019
April	75	110
May	226	337
June	282	456
July	572	
August	730	
September	973	
October	1,198	
November	1,344	
December	1,499	
January	1,644	
February	2,047	
March	2,341	
April	2,586	
May	2,586	
June	2,586	

### QUALITY

	Quantity	Base Number	Contract	AT	Region	England
% of FP17s for the same patient ID Re-attending within 3 months - Children	11	95	11.6%	9.6%	11.3%	11.5%
% of FP17s for the same patient ID Re-attending within 3 months - Adults	22	183	12.0%	14.2%	14.9%	15.4%
% of FP17s for the same patient ID Re-attending between 3 & 9 months - Children	47	95	49.5%	56.4%	60.0%	58.9%
% of FP17s for the same patient ID Re-attending between 3 & 9 months - Adults	70	183	38.3%	50.6%	52.6%	51.6%
% of FP17s for Band 1 Urgent Courses	11	202	5.4%	8.3%	7.9%	8.9%
% of FP17s Relating to Free Repair or Replacements	1	202	0.5%	0.7%	0.8%	0.8%
% of FP17s Relating to Continuations	2	202	1.0%	0.9%	0.9%	0.9%
% of Patients satisfied with the dentistry they have received	0	0	N/A	92.7%	93.2%	93.2%
% of Patients satisfied with the time they had to wait for an appointment	0	0	N/A	89.5%	89.1%	88.8%

\* This is based on patients treated on this contract for their most recent course of treatment. Figures in italics indicate the base number of FP17s or Patient Questionnaire responses are less than 100. N/A is shown where the base number of responses is less than 10 during the period. % is calculated as Quantity/Base number\*100

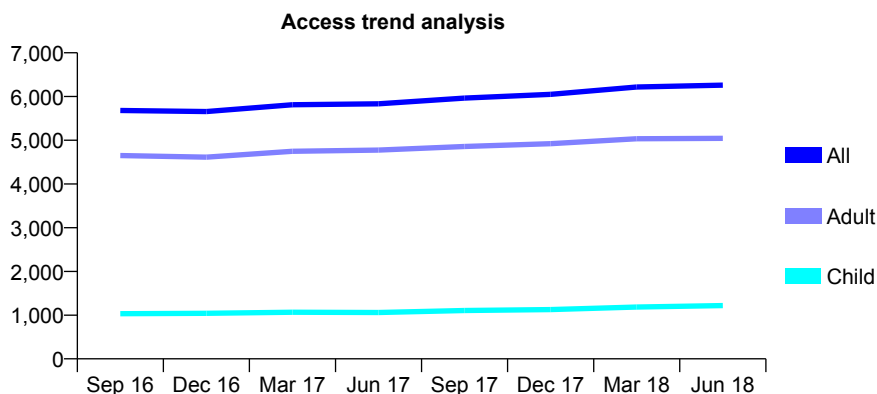
## Q57 - Vital Signs At a Glance Contract Report for 229598/0001 - June 2018

Name or company name	Heybridge Dental Practice Partnership
Contract type name	GDS Contract
Purpose of contract	General
Contract start date	01/04/2006
Contract end date	

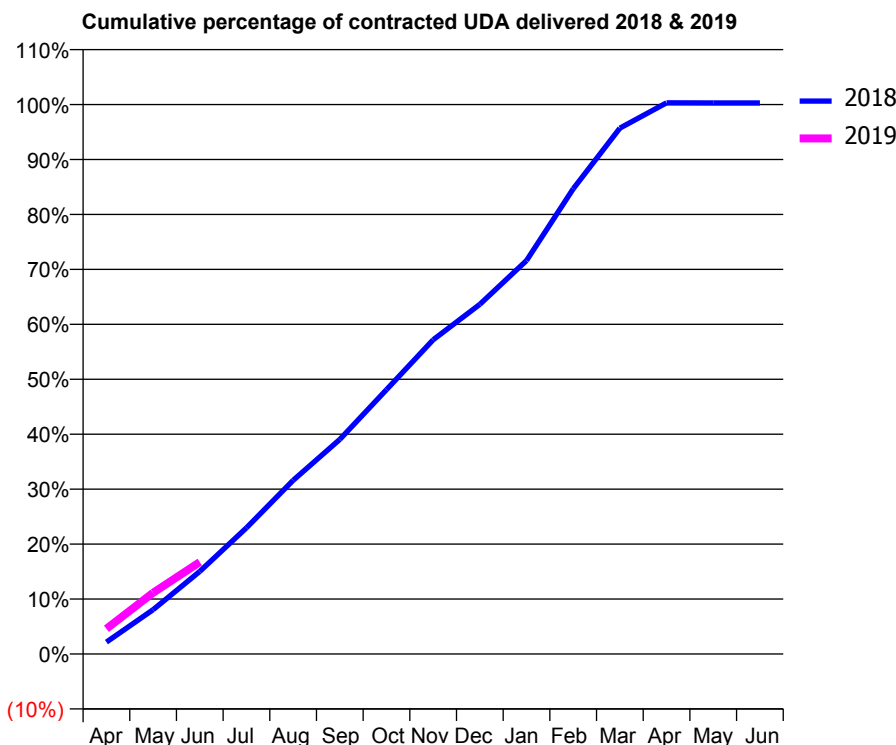
18/19 Contracted general activity (UDA)	21,357
Carry forward general activity (UDA)	0
18/19 Contracted orthodontic activity (UOA)	0
Carry forward orthodontic activity (UOA)	0
Baseline contract value	£632,992.42

### ACCESS\*

Patients seen in 24 months	Total	Change since previous quarter
Quarter ending June 2017	5,833	
Quarter ending September 2017	5,965	↑
Quarter ending December 2017	6,049	→
Quarter ending March 2018	6,219	↑
Quarter ending June 2018	6,261	→
<b>Variance since June 2017</b>	<b>7.3%</b>	<b>↑</b>



### ACTIVITY



Month	Adjusted Scheduled Activity (UDA)	
	2018	2019
April	462	982
May	1,722	2,379
June	3,209	3,573
July	4,906	
August	6,750	
September	8,339	
October	10,274	
November	12,211	
December	13,594	
January	15,294	
February	18,079	
March	20,438	
April	21,420	
May	21,417	
June	21,417	

### QUALITY

	Quantity	Base Number	Contract	AT	Region	England
% of FP17s for the same patient ID Re-attending within 3 months - Children	65	505	12.9%	9.6%	11.3%	11.5%
% of FP17s for the same patient ID Re-attending within 3 months - Adults	380	1,853	20.5%	14.2%	14.9%	15.4%
% of FP17s for the same patient ID Re-attending between 3 & 9 months - Children	306	505	60.6%	56.4%	60.0%	58.9%
% of FP17s for the same patient ID Re-attending between 3 & 9 months - Adults	1,061	1,853	57.3%	50.6%	52.6%	51.6%
% of FP17s for Band 1 Urgent Courses	195	1,834	10.6%	8.3%	7.9%	8.9%
% of FP17s Relating to Free Repair or Replacements	14	1,834	0.8%	0.7%	0.8%	0.8%
% of FP17s Relating to Continuations	12	1,834	0.7%	0.9%	0.9%	0.9%
% of Patients satisfied with the dentistry they have received	3	3	N/A	92.7%	93.2%	93.2%
% of Patients satisfied with the time they had to wait for an appointment	3	3	N/A	89.5%	89.1%	88.8%

\* This is based on patients treated on this contract for their most recent course of treatment. Figures in italics indicate the base number of FP17s or Patient Questionnaire responses are less than 100. N/A is shown where the base number of responses is less than 10 during the period. % is calculated as Quantity/Base number\*100

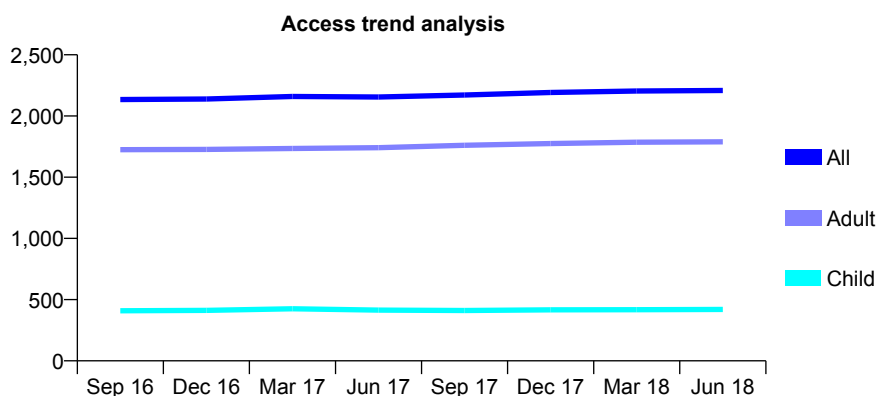
## Q57 - Vital Signs At a Glance Contract Report for 237914/0001 - June 2018

Name or company name	MISS S RASHID
Contract type name	GDS Contract
Purpose of contract	General
Contract start date	01/04/2006
Contract end date	

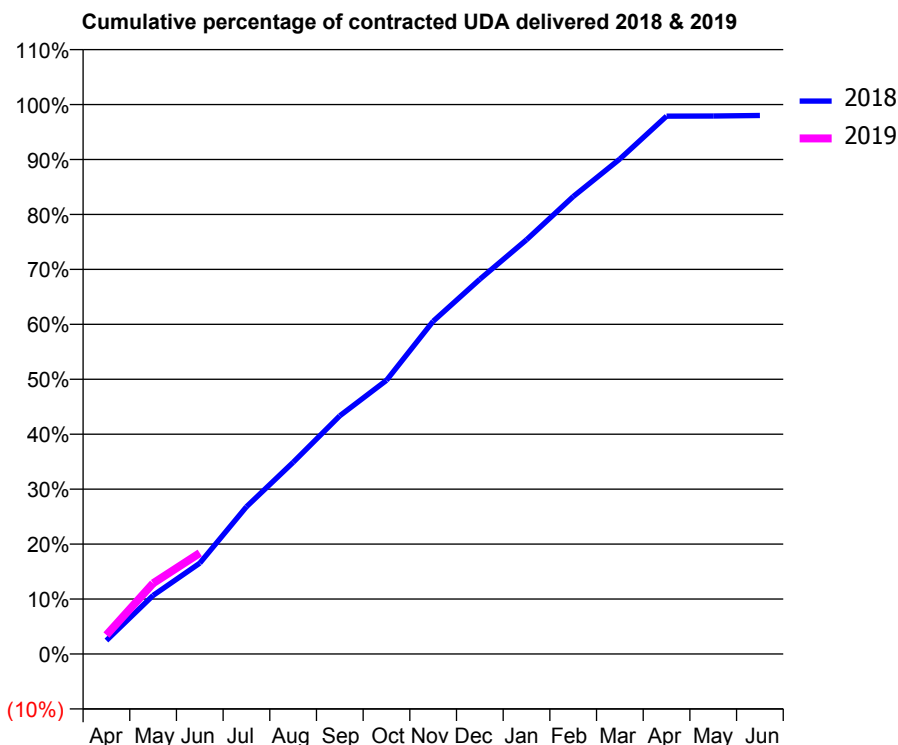
18/19 Contracted general activity (UDA)	6,521
Carry forward general activity (UDA)	0
18/19 Contracted orthodontic activity (UOA)	0
Carry forward orthodontic activity (UOA)	0
Baseline contract value	£151,360.28

### ACCESS\*

Patients seen in 24 months	Total	Change since previous quarter
Quarter ending June 2017	2,155	
Quarter ending September 2017	2,172	→
Quarter ending December 2017	2,192	→
Quarter ending March 2018	2,204	→
Quarter ending June 2018	2,209	→
<b>Variance since June 2017</b>	<b>2.5%</b>	<b>↑</b>



### ACTIVITY



Adjusted Scheduled Activity (UDA)		
Month	2018	2019
April	161	225
May	695	839
June	1,079	1,199
July	1,747	
August	2,274	
September	2,827	
October	3,248	
November	3,949	
December	4,447	
January	4,915	
February	5,428	
March	5,875	
April	6,382	
May	6,384	
June	6,390	

### QUALITY

	Quantity	Base Number	Contract	AT	Region	England
% of FP17s for the same patient ID Re-attending within 3 months - Children	12	207	5.8%	9.6%	11.3%	11.5%
% of FP17s for the same patient ID Re-attending within 3 months - Adults	83	824	10.1%	14.2%	14.9%	15.4%
% of FP17s for the same patient ID Re-attending between 3 & 9 months - Children	146	207	70.5%	56.4%	60.0%	58.9%
% of FP17s for the same patient ID Re-attending between 3 & 9 months - Adults	609	824	73.9%	50.6%	52.6%	51.6%
% of FP17s for Band 1 Urgent Courses	24	758	3.2%	8.3%	7.9%	8.9%
% of FP17s Relating to Free Repair or Replacements	5	758	0.7%	0.7%	0.8%	0.8%
% of FP17s Relating to Continuations	0	758	0.0%	0.9%	0.9%	0.9%
% of Patients satisfied with the dentistry they have received	2	2	N/A	92.7%	93.2%	93.2%
% of Patients satisfied with the time they had to wait for an appointment	2	2	N/A	89.5%	89.1%	88.8%

\* This is based on patients treated on this contract for their most recent course of treatment. Figures in italics indicate the base number of FP17s or Patient Questionnaire responses are less than 100. N/A is shown where the base number of responses is less than 10 during the period. % is calculated as Quantity/Base number\*100

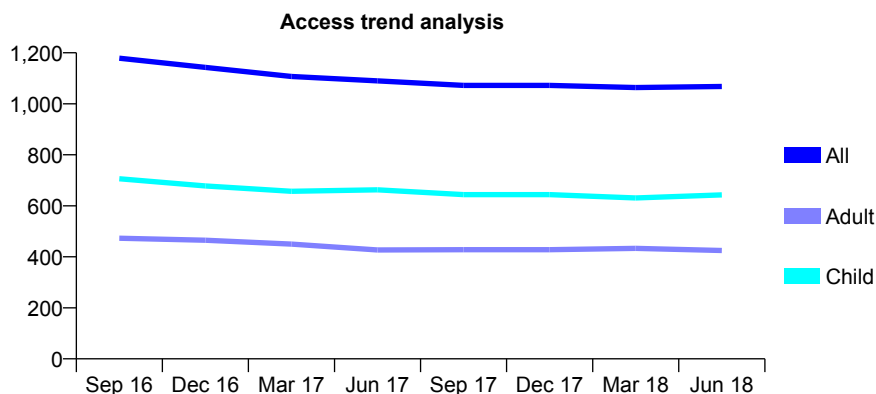
## Q57 - Vital Signs At a Glance Contract Report for 239402/0001 - June 2018

Name or company name	MISS CJ COPE
Contract type name	GDS Contract
Purpose of contract	General
Contract start date	01/04/2006
Contract end date	

18/19 Contracted general activity (UDA)	3,000
Carry forward general activity (UDA)	0
18/19 Contracted orthodontic activity (UOA)	0
Carry forward orthodontic activity (UOA)	0
Baseline contract value	£80,372.73

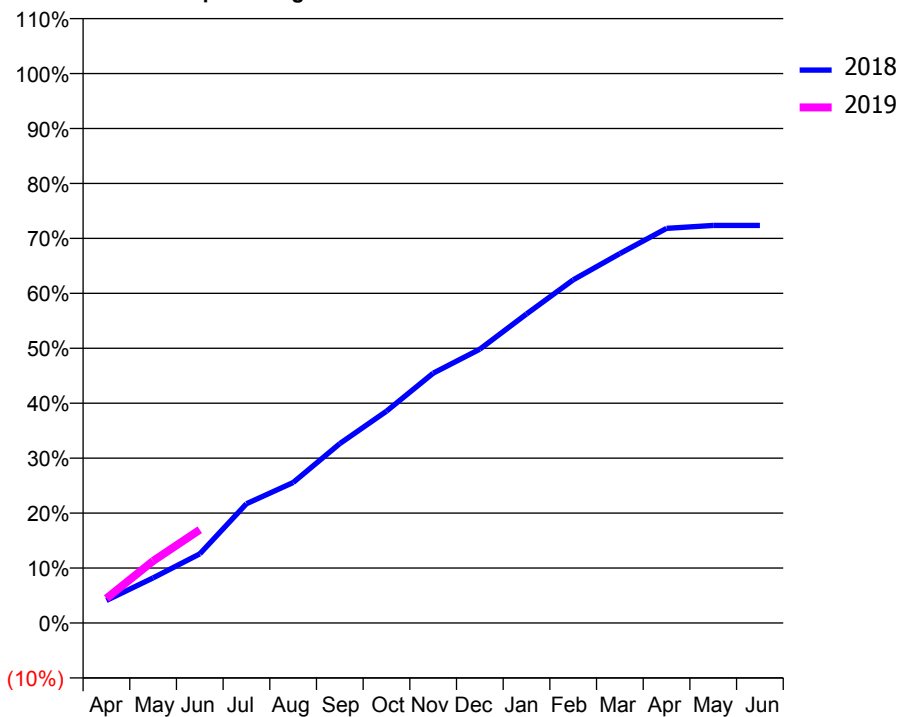
### ACCESS\*

Patients seen in 24 months	Total	Change since previous quarter
Quarter ending June 2017	1,090	
Quarter ending September 2017	1,072	↓
Quarter ending December 2017	1,072	→
Quarter ending March 2018	1,064	→
Quarter ending June 2018	1,068	→
<b>Variance since June 2017</b>	<b>(2.0%)</b>	<b>↓</b>



### ACTIVITY

Cumulative percentage of contracted UDA delivered 2018 & 2019



Adjusted Scheduled Activity (UDA)

Month	2018	2019
April	123	134
May	247	339
June	377	509
July	651	
August	767	
September	980	
October	1,157	
November	1,364	
December	1,495	
January	1,687	
February	1,874	
March	2,017	
April	2,154	
May	2,170	
June	2,170	

### QUALITY

	Quantity	Base Number	Contract	AT	Region	England
% of FP17s for the same patient ID Re-attending within 3 months - Children	25	304	8.2%	9.6%	11.3%	11.5%
% of FP17s for the same patient ID Re-attending within 3 months - Adults	13	129	10.1%	14.2%	14.9%	15.4%
% of FP17s for the same patient ID Re-attending between 3 & 9 months - Children	205	304	67.4%	56.4%	60.0%	58.9%
% of FP17s for the same patient ID Re-attending between 3 & 9 months - Adults	79	129	61.2%	50.6%	52.6%	51.6%
% of FP17s for Band 1 Urgent Courses	10	322	3.1%	8.3%	7.9%	8.9%
% of FP17s Relating to Free Repair or Replacements	1	322	0.3%	0.7%	0.8%	0.8%
% of FP17s Relating to Continuations	0	322	0.0%	0.9%	0.9%	0.9%
% of Patients satisfied with the dentistry they have received	0	0	N/A	92.7%	93.2%	93.2%
% of Patients satisfied with the time they had to wait for an appointment	0	0	N/A	89.5%	89.1%	88.8%

\* This is based on patients treated on this contract for their most recent course of treatment. Figures in italics indicate the base number of FP17s or Patient Questionnaire responses are less than 100. N/A is shown where the base number of responses is less than 10 during the period. % is calculated as Quantity/Base number\*100

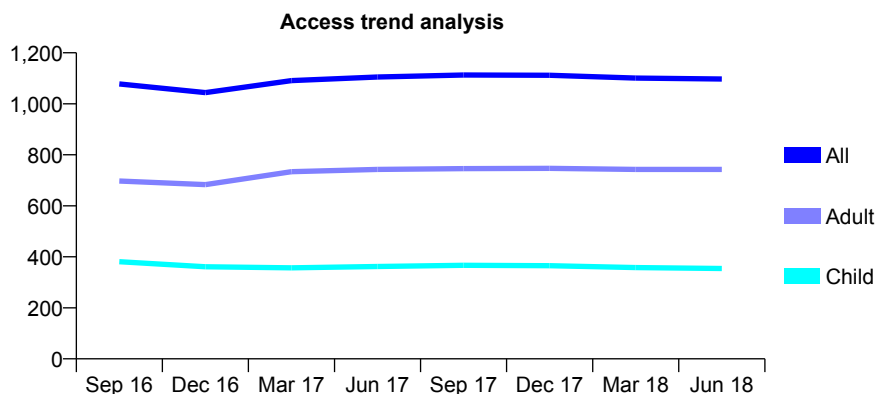
## Q57 - Vital Signs At a Glance Contract Report for 243566/0001 - June 2018

Name or company name	MISS M KHANNA
Contract type name	GDS Contract
Purpose of contract	General
Contract start date	01/04/2006
Contract end date	

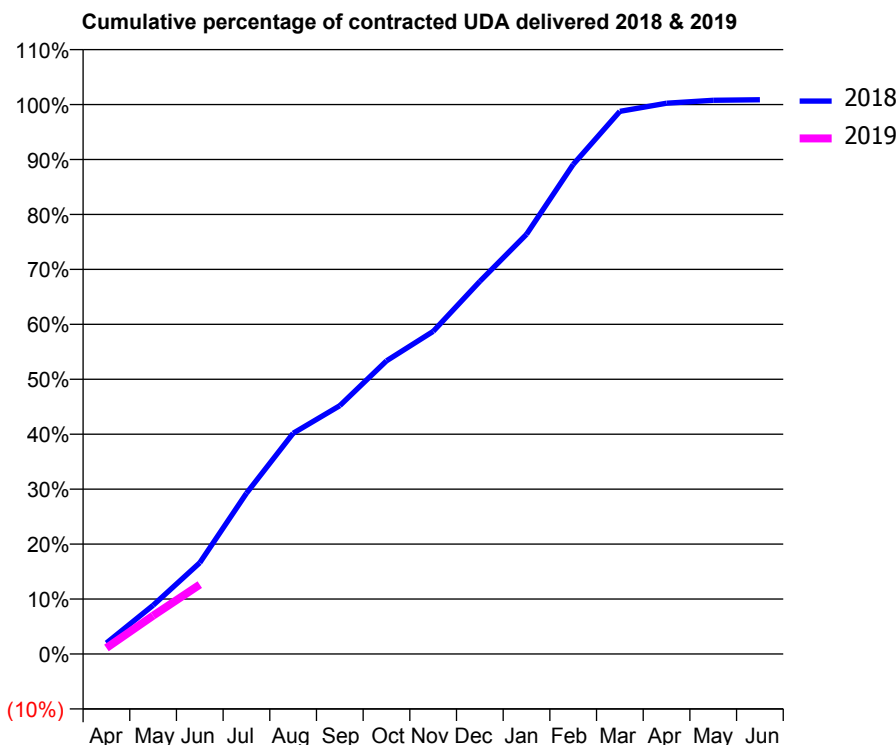
18/19 Contracted general activity (UDA)	3,000
Carry forward general activity (UDA)	0
18/19 Contracted orthodontic activity (UOA)	0
Carry forward orthodontic activity (UOA)	0
Baseline contract value	£71,888.81

### ACCESS\*

Patients seen in 24 months	Total	Change since previous quarter
Quarter ending June 2017	1,105	
Quarter ending September 2017	1,113	→
Quarter ending December 2017	1,112	→
Quarter ending March 2018	1,101	→
Quarter ending June 2018	1,097	→
<b>Variance since June 2017</b>	<b>(0.7%)</b>	→



### ACTIVITY



Month	Adjusted Scheduled Activity (UDA)	
	2018	2019
April	48	33
May	213	209
June	399	379
July	702	
August	964	
September	1,085	
October	1,281	
November	1,409	
December	1,627	
January	1,833	
February	2,138	
March	2,370	
April	2,406	
May	2,419	
June	2,421	

### QUALITY

	Quantity	Base Number	Contract	AT	Region	England
% of FP17s for the same patient ID Re-attending within 3 months - Children	3	74	4.1%	9.6%	11.3%	11.5%
% of FP17s for the same patient ID Re-attending within 3 months - Adults	20	170	11.8%	14.2%	14.9%	15.4%
% of FP17s for the same patient ID Re-attending between 3 & 9 months - Children	47	74	63.5%	56.4%	60.0%	58.9%
% of FP17s for the same patient ID Re-attending between 3 & 9 months - Adults	91	170	53.5%	50.6%	52.6%	51.6%
% of FP17s for Band 1 Urgent Courses	10	217	4.6%	8.3%	7.9%	8.9%
% of FP17s Relating to Free Repair or Replacements	0	217	0.0%	0.7%	0.8%	0.8%
% of FP17s Relating to Continuations	0	217	0.0%	0.9%	0.9%	0.9%
% of Patients satisfied with the dentistry they have received	1	1	N/A	92.7%	93.2%	93.2%
% of Patients satisfied with the time they had to wait for an appointment	1	1	N/A	89.5%	89.1%	88.8%

\* This is based on patients treated on this contract for their most recent course of treatment. Figures in italics indicate the base number of FP17s or Patient Questionnaire responses are less than 100. N/A is shown where the base number of responses is less than 10 during the period. % is calculated as Quantity/Base number\*100

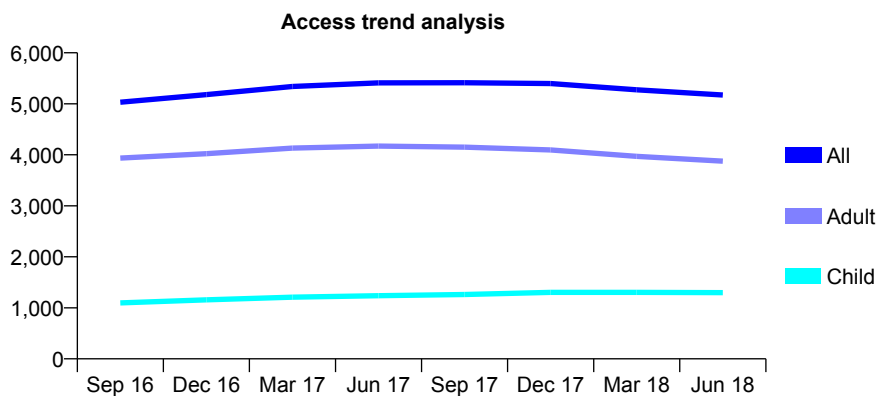
## Q57 - Vital Signs At a Glance Contract Report for 251089/0001 - June 2018

Name or company name	MR JC CUDDIGAN
Contract type name	GDS Contract
Purpose of contract	General
Contract start date	01/04/2006
Contract end date	

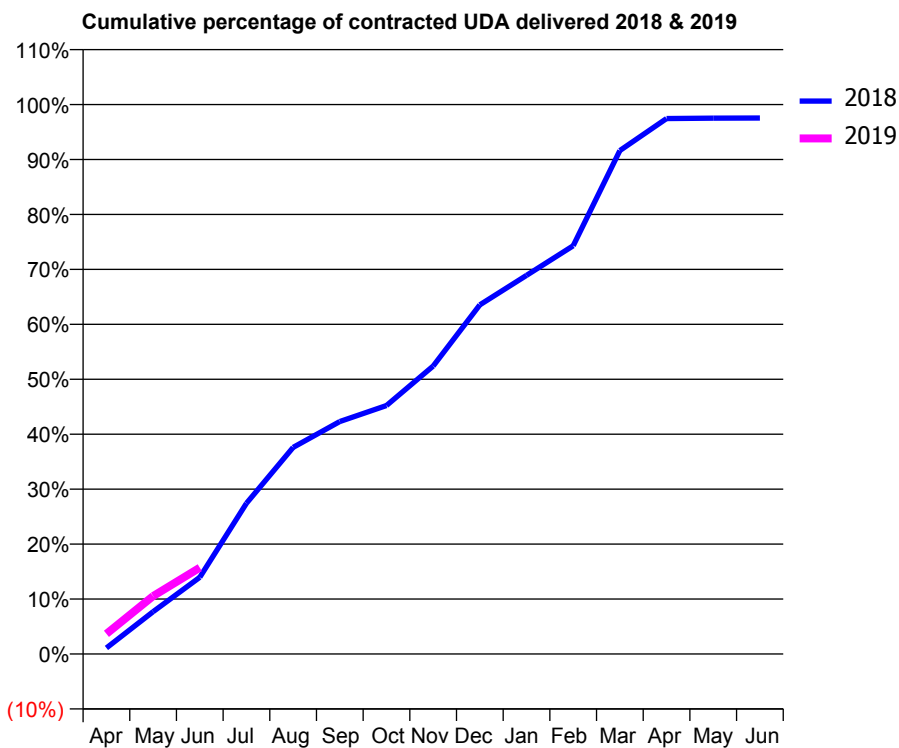
18/19 Contracted general activity (UDA)	11,799
Carry forward general activity (UDA)	0
18/19 Contracted orthodontic activity (UOA)	0
Carry forward orthodontic activity (UOA)	0
Baseline contract value	£292,655.55

### ACCESS\*

Patients seen in 24 months	Total	Change since previous quarter
Quarter ending June 2017	5,410	
Quarter ending September 2017	5,412	→
Quarter ending December 2017	5,398	→
Quarter ending March 2018	5,274	↓
Quarter ending June 2018	5,173	↓
<b>Variance since June 2017</b>	<b>(4.4%)</b>	<b>↓</b>



### ACTIVITY



Month	Adjusted Scheduled Activity (UDA)	
	2018	2019
April	131	433
May	910	1,244
June	1,646	1,854
July	3,238	
August	4,438	
September	4,992	
October	5,336	
November	6,184	
December	7,497	
January	8,130	
February	8,767	
March	10,809	
April	11,497	
May	11,505	
June	11,508	

### QUALITY

	Quantity	Base Number	Contract	AT	Region	England
% of FP17s for the same patient ID Re-attending within 3 months - Children	19	410	4.6%	9.6%	11.3%	11.5%
% of FP17s for the same patient ID Re-attending within 3 months - Adults	166	1,024	16.2%	14.2%	14.9%	15.4%
% of FP17s for the same patient ID Re-attending between 3 & 9 months - Children	201	410	49.0%	56.4%	60.0%	58.9%
% of FP17s for the same patient ID Re-attending between 3 & 9 months - Adults	528	1,024	51.6%	50.6%	52.6%	51.6%
% of FP17s for Band 1 Urgent Courses	118	1,118	10.6%	8.3%	7.9%	8.9%
% of FP17s Relating to Free Repair or Replacements	1	1,118	0.1%	0.7%	0.8%	0.8%
% of FP17s Relating to Continuations	6	1,118	0.5%	0.9%	0.9%	0.9%
% of Patients satisfied with the dentistry they have received	3	3	N/A	92.7%	93.2%	93.2%
% of Patients satisfied with the time they had to wait for an appointment	3	3	N/A	89.5%	89.1%	88.8%

\* This is based on patients treated on this contract for their most recent course of treatment. Figures in italics indicate the base number of FP17s or Patient Questionnaire responses are less than 100. N/A is shown where the base number of responses is less than 10 during the period. % is calculated as Quantity/Base number\*100

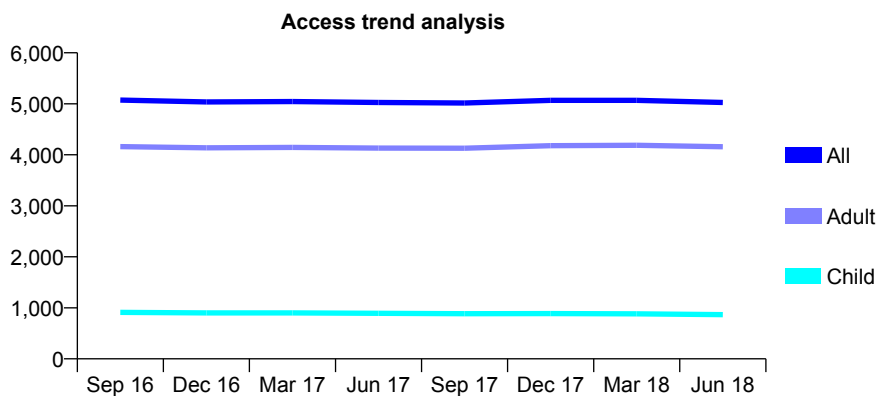
## Q57 - Vital Signs At a Glance Contract Report for 253197/0001 - June 2018

Name or company name	MR DG FIGAJI
Contract type name	GDS Contract
Purpose of contract	General
Contract start date	01/04/2006
Contract end date	

18/19 Contracted general activity (UDA)	17,600
Carry forward general activity (UDA)	0
18/19 Contracted orthodontic activity (UOA)	0
Carry forward orthodontic activity (UOA)	0
Baseline contract value	£535,240.69

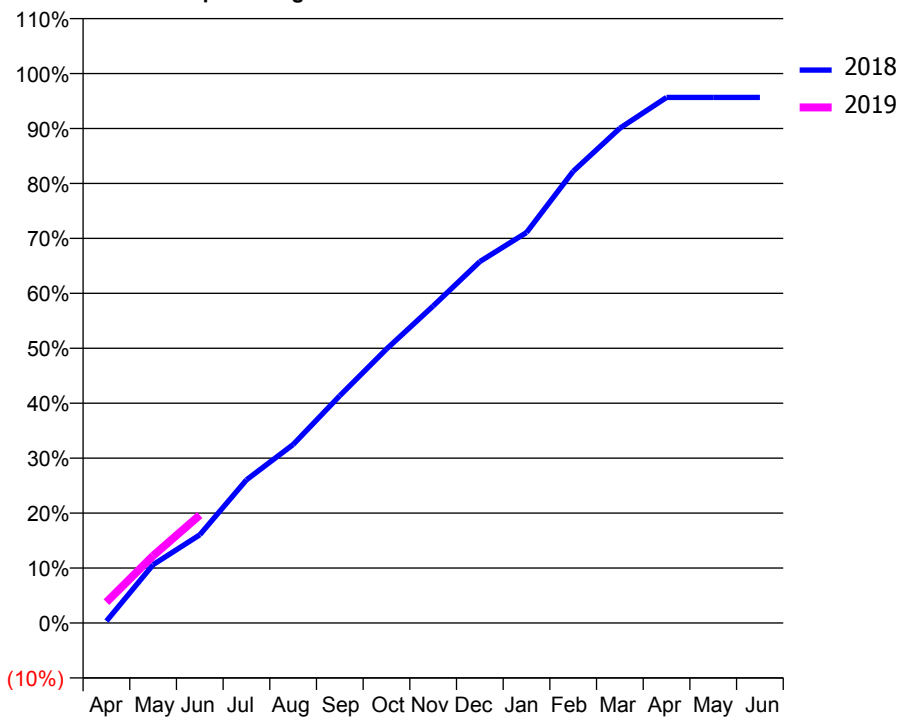
### ACCESS\*

Patients seen in 24 months	Total	Change since previous quarter
Quarter ending June 2017	5,025	
Quarter ending September 2017	5,015	→
Quarter ending December 2017	5,067	→
Quarter ending March 2018	5,068	→
Quarter ending June 2018	5,026	→
<b>Variance since June 2017</b>	<b>0.0%</b>	<b>→</b>



### ACTIVITY

Cumulative percentage of contracted UDA delivered 2018 & 2019



Month	Adjusted Scheduled Activity (UDA)	
	2018	2019
April	63	667
May	1,867	2,156
June	2,824	3,455
July	4,586	
August	5,715	
September	7,280	
October	8,774	
November	10,156	
December	11,578	
January	12,508	
February	14,470	
March	15,849	
April	16,833	
May	16,833	
June	16,833	

### QUALITY

	Quantity	Base Number	Contract	AT	Region	England
% of FP17s for the same patient ID Re-attending within 3 months - Children	12	307	3.9%	9.6%	11.3%	11.5%
% of FP17s for the same patient ID Re-attending within 3 months - Adults	214	1,646	13.0%	14.2%	14.9%	15.4%
% of FP17s for the same patient ID Re-attending between 3 & 9 months - Children	192	307	62.5%	56.4%	60.0%	58.9%
% of FP17s for the same patient ID Re-attending between 3 & 9 months - Adults	990	1,646	60.1%	50.6%	52.6%	51.6%
% of FP17s for Band 1 Urgent Courses	76	1,580	4.8%	8.3%	7.9%	8.9%
% of FP17s Relating to Free Repair or Replacements	16	1,580	1.0%	0.7%	0.8%	0.8%
% of FP17s Relating to Continuations	47	1,580	3.0%	0.9%	0.9%	0.9%
% of Patients satisfied with the dentistry they have received	6	7	N/A	92.7%	93.2%	93.2%
% of Patients satisfied with the time they had to wait for an appointment	6	7	N/A	89.5%	89.1%	88.8%

\* This is based on patients treated on this contract for their most recent course of treatment. Figures in italics indicate the base number of FP17s or Patient Questionnaire responses are less than 100. N/A is shown where the base number of responses is less than 10 during the period. % is calculated as Quantity/Base number\*100



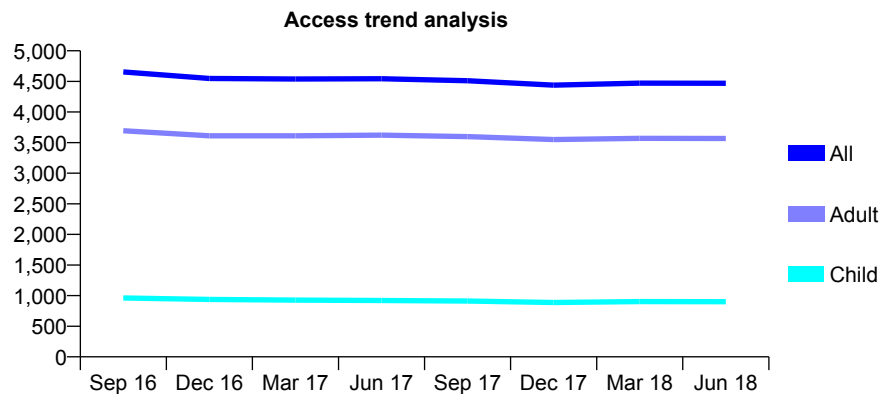
## Q57 - Vital Signs At a Glance Contract Report for 253197/0002 - June 2018

Name or company name	MR DG FIGAJI
Contract type name	GDS Contract
Purpose of contract	General
Contract start date	01/04/2007
Contract end date	

18/19 Contracted general activity (UDA)	13,400
Carry forward general activity (UDA)	0
18/19 Contracted orthodontic activity (UOA)	0
Carry forward orthodontic activity (UOA)	0
Baseline contract value	£347,615.80

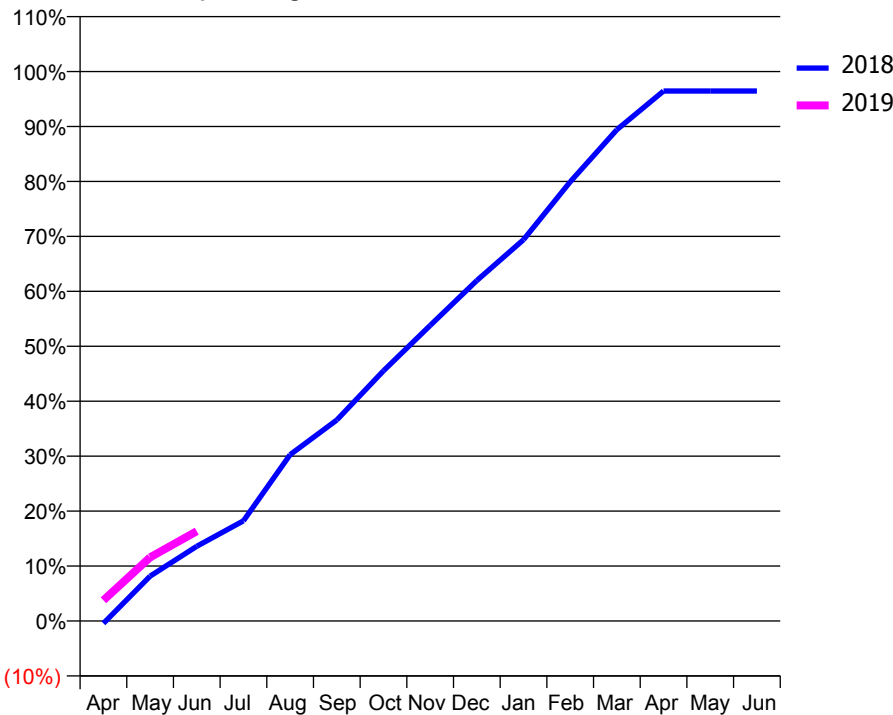
### ACCESS\*

Patients seen in 24 months	Total	Change since previous quarter
Quarter ending June 2017	4,543	
Quarter ending September 2017	4,510	→
Quarter ending December 2017	4,438	↓
Quarter ending March 2018	4,472	→
Quarter ending June 2018	4,469	→
<b>Variance since June 2017</b>	<b>(1.6%)</b>	<b>↓</b>



### ACTIVITY

Cumulative percentage of contracted UDA delivered 2018 & 2019



Month	Adjusted Scheduled Activity (UDA)	
	2018	2019
April	-59	507
May	1,096	1,553
June	1,822	2,191
July	2,445	
August	4,055	
September	4,902	
October	6,103	
November	7,207	
December	8,305	
January	9,298	
February	10,711	
March	11,981	
April	12,924	
May	12,924	
June	12,924	

### QUALITY

	Quantity	Base Number	Contract	AT	Region	England
% of FP17s for the same patient ID Re-attending within 3 months - Children	27	378	7.1%	9.6%	11.3%	11.5%
% of FP17s for the same patient ID Re-attending within 3 months - Adults	185	1,197	15.5%	14.2%	14.9%	15.4%
% of FP17s for the same patient ID Re-attending between 3 & 9 months - Children	259	378	68.5%	56.4%	60.0%	58.9%
% of FP17s for the same patient ID Re-attending between 3 & 9 months - Adults	540	1,197	45.1%	50.6%	52.6%	51.6%
% of FP17s for Band 1 Urgent Courses	44	1,206	3.6%	8.3%	7.9%	8.9%
% of FP17s Relating to Free Repair or Replacements	9	1,206	0.7%	0.7%	0.8%	0.8%
% of FP17s Relating to Continuations	55	1,206	4.6%	0.9%	0.9%	0.9%
% of Patients satisfied with the dentistry they have received	2	2	N/A	92.7%	93.2%	93.2%
% of Patients satisfied with the time they had to wait for an appointment	2	2	N/A	89.5%	89.1%	88.8%

\* This is based on patients treated on this contract for their most recent course of treatment. Figures in italics indicate the base number of FP17s or Patient Questionnaire responses are less than 100. N/A is shown where the base number of responses is less than 10 during the period. % is calculated as Quantity/Base number\*100

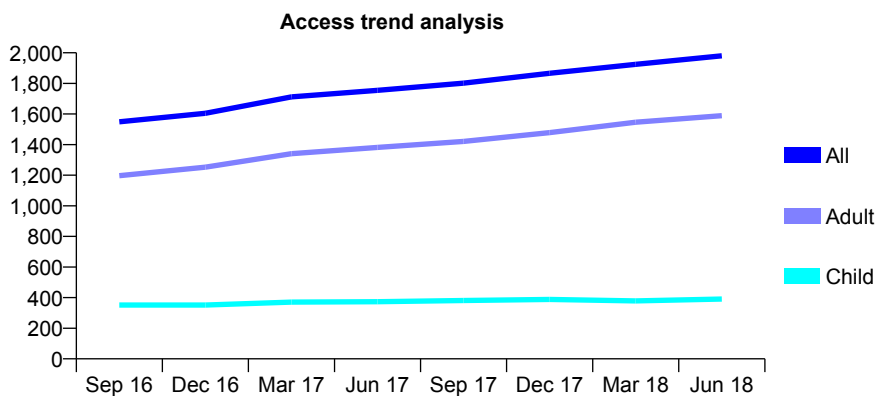
## Q57 - Vital Signs At a Glance Contract Report for 253855/0001 - June 2018

Name or company name	Optident Dental Clinic
Contract type name	GDS Contract
Purpose of contract	General
Contract start date	01/04/2006
Contract end date	

18/19 Contracted general activity (UDA)	7,573
Carry forward general activity (UDA)	0
18/19 Contracted orthodontic activity (UOA)	0
Carry forward orthodontic activity (UOA)	0
Baseline contract value	£216,642.45

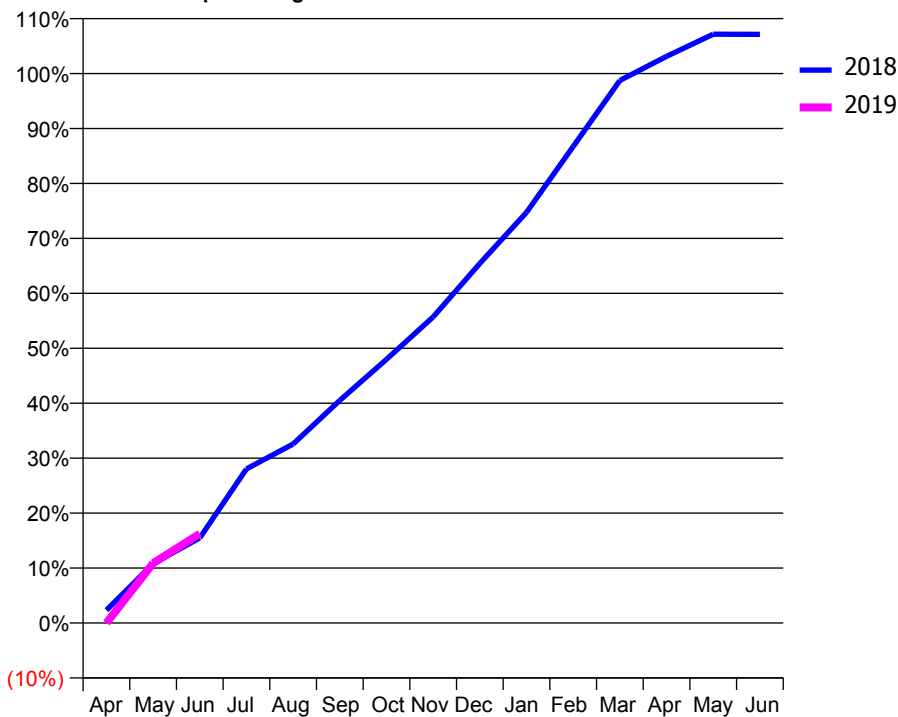
### ACCESS\*

Patients seen in 24 months	Total	Change since previous quarter
Quarter ending June 2017	1,755	
Quarter ending September 2017	1,802	↑
Quarter ending December 2017	1,866	↑
Quarter ending March 2018	1,925	↑
Quarter ending June 2018	1,980	↑
<b>Variance since June 2017</b>	<b>12.8%</b>	<b>↑</b>



### ACTIVITY

Cumulative percentage of contracted UDA delivered 2018 & 2019



Month	Adjusted Scheduled Activity (UDA)	
	2018	2019
April	178	0
May	817	825
June	1,174	1,230
July	2,124	
August	2,468	
September	3,069	
October	3,635	
November	4,219	
December	4,956	
January	5,659	
February	6,568	
March	7,477	
April	7,809	
May	8,114	
June	8,112	

### QUALITY

	Quantity	Base Number	Contract	AT	Region	England
% of FP17s for the same patient ID Re-attending within 3 months - Children	13	123	10.6%	9.6%	11.3%	11.5%
% of FP17s for the same patient ID Re-attending within 3 months - Adults	85	444	19.1%	14.2%	14.9%	15.4%
% of FP17s for the same patient ID Re-attending between 3 & 9 months - Children	59	123	48.0%	56.4%	60.0%	58.9%
% of FP17s for the same patient ID Re-attending between 3 & 9 months - Adults	188	444	42.3%	50.6%	52.6%	51.6%
% of FP17s for Band 1 Urgent Courses	81	432	18.8%	8.3%	7.9%	8.9%
% of FP17s Relating to Free Repair or Replacements	1	432	0.2%	0.7%	0.8%	0.8%
% of FP17s Relating to Continuations	0	432	0.0%	0.9%	0.9%	0.9%
% of Patients satisfied with the dentistry they have received	2	2	N/A	92.7%	93.2%	93.2%
% of Patients satisfied with the time they had to wait for an appointment	2	2	N/A	89.5%	89.1%	88.8%

\* This is based on patients treated on this contract for their most recent course of treatment. Figures in italics indicate the base number of FP17s or Patient Questionnaire responses are less than 100. N/A is shown where the base number of responses is less than 10 during the period. % is calculated as Quantity/Base number\*100

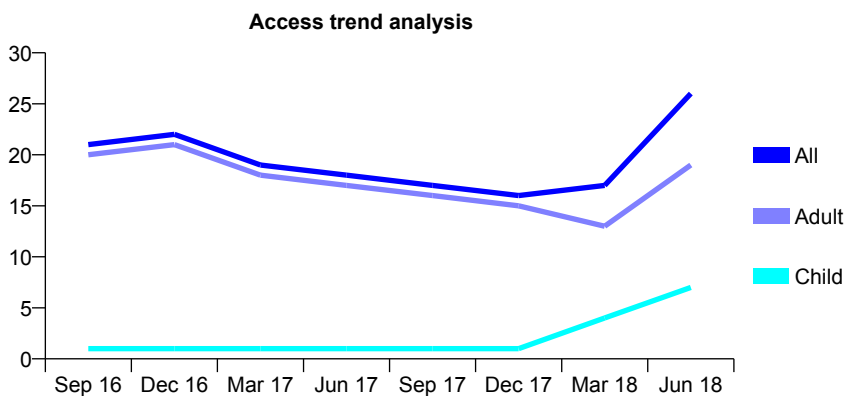
## Q57 - Vital Signs At a Glance Contract Report for 253855/0004 - June 2018

Name or company name	Optident Dental Clinic
Contract type name	GDS Contract
Purpose of contract	General
Contract start date	01/04/2015
Contract end date	

18/19 Contracted general activity (UDA)	123
Carry forward general activity (UDA)	0
18/19 Contracted orthodontic activity (UOA)	0
Carry forward orthodontic activity (UOA)	0
Baseline contract value	£3,506.49

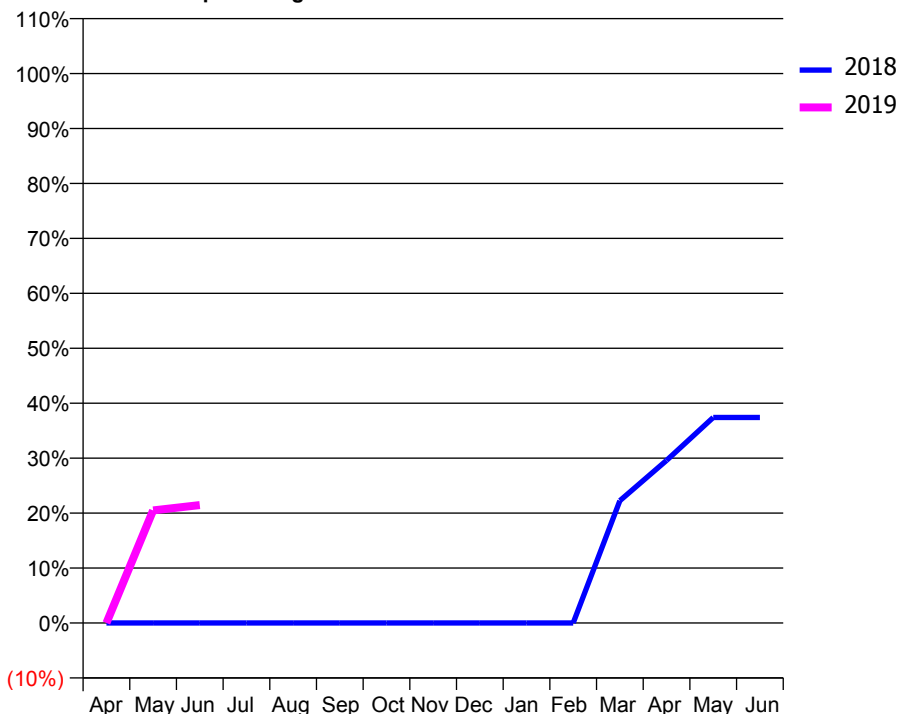
### ACCESS\*

Patients seen in 24 months	Total	Change since previous quarter
Quarter ending June 2017	18	
Quarter ending September 2017	17	↓
Quarter ending December 2017	16	↓
Quarter ending March 2018	17	↑
Quarter ending June 2018	26	↑
<b>Variance since June 2017</b>	<b>44.4%</b>	<b>↑</b>



### ACTIVITY

Cumulative percentage of contracted UDA delivered 2018 & 2019



Month	Adjusted Scheduled Activity (UDA)	
	2018	2019
April	0	0
May	0	25
June	0	26
July	0	
August	0	
September	0	
October	0	
November	0	
December	0	
January	0	
February	0	
March	27	
April	36	
May	46	
June	46	

### QUALITY

	Quantity	Base Number	Contract	AT	Region	England
% of FP17s for the same patient ID Re-attending within 3 months - Children	0	6	0.0%	9.6%	11.3%	11.5%
% of FP17s for the same patient ID Re-attending within 3 months - Adults	0	27	0.0%	14.2%	14.9%	15.4%
% of FP17s for the same patient ID Re-attending between 3 & 9 months - Children	0	6	0.0%	56.4%	60.0%	58.9%
% of FP17s for the same patient ID Re-attending between 3 & 9 months - Adults	0	27	0.0%	50.6%	52.6%	51.6%
% of FP17s for Band 1 Urgent Courses	17	19	89.5%	8.3%	7.9%	8.9%
% of FP17s Relating to Free Repair or Replacements	0	19	0.0%	0.7%	0.8%	0.8%
% of FP17s Relating to Continuations	0	19	0.0%	0.9%	0.9%	0.9%
% of Patients satisfied with the dentistry they have received	0	0	N/A	92.7%	93.2%	93.2%
% of Patients satisfied with the time they had to wait for an appointment	0	0	N/A	89.5%	89.1%	88.8%

\* This is based on patients treated on this contract for their most recent course of treatment. Figures in italics indicate the base number of FP17s or Patient Questionnaire responses are less than 100. N/A is shown where the base number of responses is less than 10 during the period. % is calculated as Quantity/Base number\*100

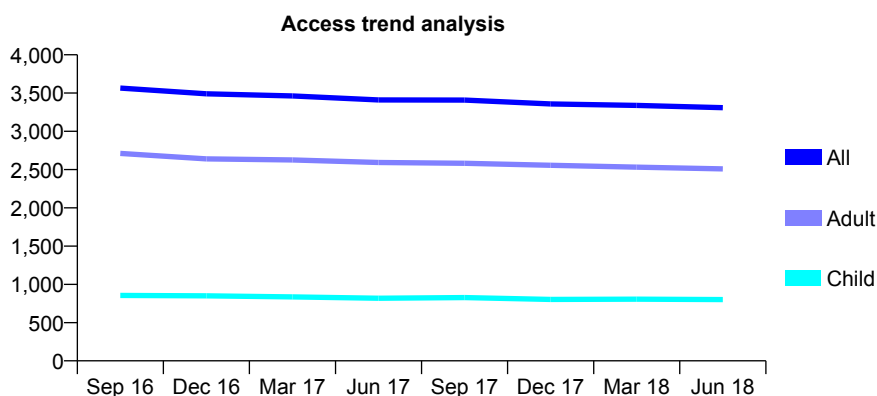
## Q57 - Vital Signs At a Glance Contract Report for 257613/0003 - June 2018

Name or company name	MR S NOZOHOOR
Contract type name	GDS Contract
Purpose of contract	General
Contract start date	01/04/2006
Contract end date	

18/19 Contracted general activity (UDA)	12,949
Carry forward general activity (UDA)	0
18/19 Contracted orthodontic activity (UOA)	0
Carry forward orthodontic activity (UOA)	0
Baseline contract value	£322,843.28

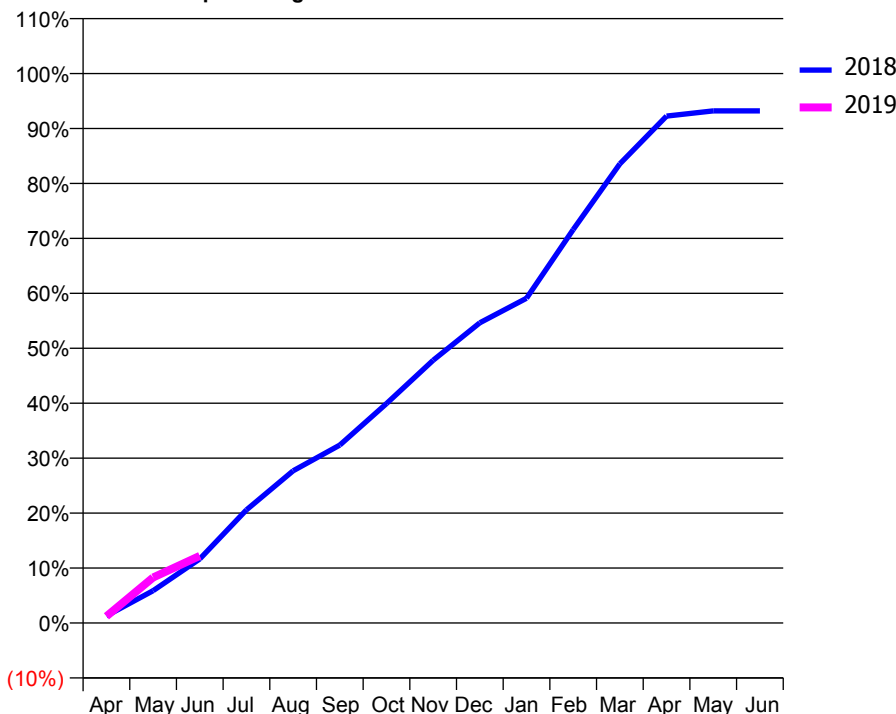
### ACCESS\*

Patients seen in 24 months	Total	Change since previous quarter
Quarter ending June 2017	3,410	
Quarter ending September 2017	3,409	→
Quarter ending December 2017	3,358	↓
Quarter ending March 2018	3,338	→
Quarter ending June 2018	3,309	→
<b>Variance since June 2017</b>	<b>(3.0%)</b>	<b>↓</b>



### ACTIVITY

Cumulative percentage of contracted UDA delivered 2018 & 2019



Adjusted Scheduled Activity (UDA)

Month	2018	2019
April	170	158
May	761	1,072
June	1,509	1,583
July	2,666	
August	3,585	
September	4,193	
October	5,169	
November	6,193	
December	7,074	
January	7,652	
February	9,271	
March	10,820	
April	11,946	
May	12,068	
June	12,068	

### QUALITY

	Quantity	Base Number	Contract	AT	Region	England
% of FP17s for the same patient ID Re-attending within 3 months - Children	23	272	8.5%	9.6%	11.3%	11.5%
% of FP17s for the same patient ID Re-attending within 3 months - Adults	139	842	16.5%	14.2%	14.9%	15.4%
% of FP17s for the same patient ID Re-attending between 3 & 9 months - Children	162	272	59.6%	56.4%	60.0%	58.9%
% of FP17s for the same patient ID Re-attending between 3 & 9 months - Adults	500	842	59.4%	50.6%	52.6%	51.6%
% of FP17s for Band 1 Urgent Courses	39	815	4.8%	8.3%	7.9%	8.9%
% of FP17s Relating to Free Repair or Replacements	9	815	1.1%	0.7%	0.8%	0.8%
% of FP17s Relating to Continuations	7	815	0.9%	0.9%	0.9%	0.9%
% of Patients satisfied with the dentistry they have received	8	10	80.0%	92.7%	93.2%	93.2%
% of Patients satisfied with the time they had to wait for an appointment	8	10	80.0%	89.5%	89.1%	88.8%

\* This is based on patients treated on this contract for their most recent course of treatment. Figures in italics indicate the base number of FP17s or Patient Questionnaire responses are less than 100. N/A is shown where the base number of responses is less than 10 during the period. % is calculated as Quantity/Base number\*100

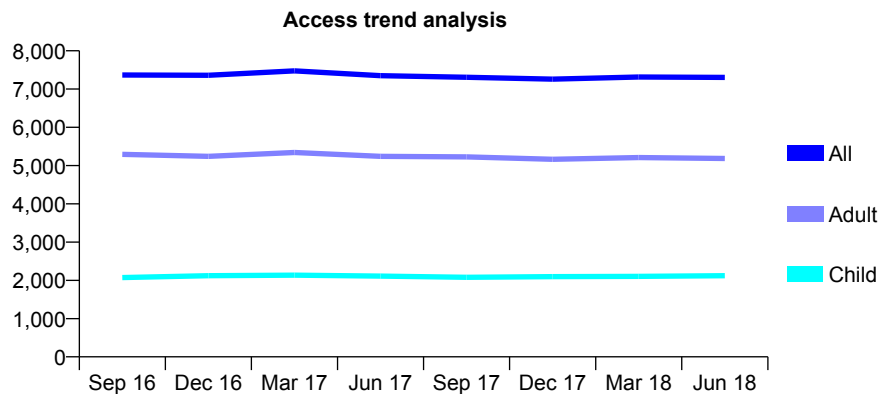
## Q57 - Vital Signs At a Glance Contract Report for 258261/0001 - June 2018

Name or company name	MR D REZAIIE DASTJERDI
Contract type name	GDS Contract
Purpose of contract	General
Contract start date	01/04/2006
Contract end date	

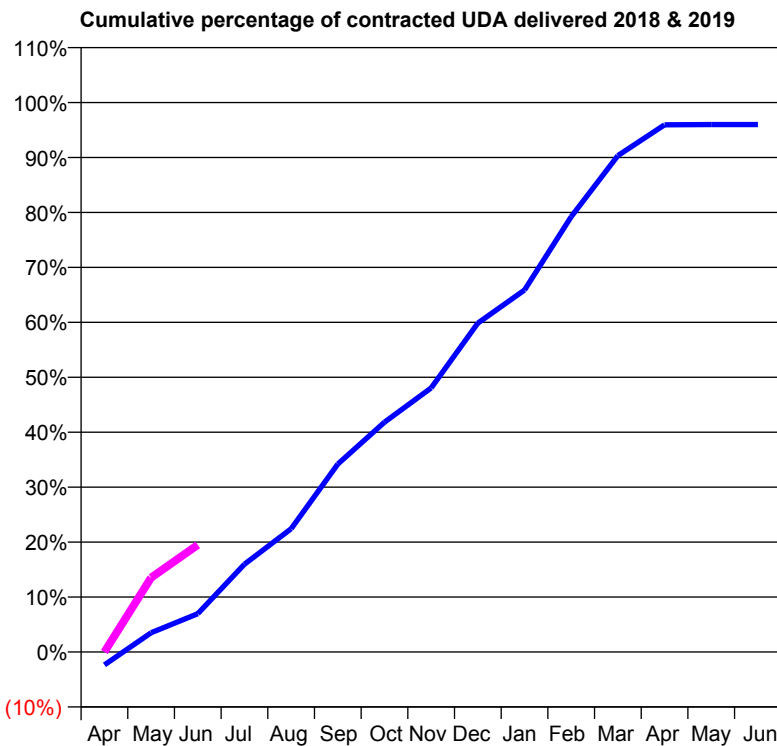
18/19 Contracted general activity (UDA)	21,897
Carry forward general activity (UDA)	0
18/19 Contracted orthodontic activity (UOA)	0
Carry forward orthodontic activity (UOA)	0
Baseline contract value	£600,121.07

### ACCESS\*

Patients seen in 24 months	Total	Change since previous quarter
Quarter ending June 2017	7,349	
Quarter ending September 2017	7,309	→
Quarter ending December 2017	7,260	→
Quarter ending March 2018	7,314	→
Quarter ending June 2018	7,306	→
<b>Variance since June 2017</b>	<b>(0.6%)</b>	→



### ACTIVITY



Month	Adjusted Scheduled Activity (UDA)	
	2018	2019
April	-519	0
May	765	2,962
June	1,530	4,270
July	3,501	
August	4,913	
September	7,491	
October	9,156	
November	10,523	
December	13,107	
January	14,425	
February	17,349	
March	19,782	
April	21,009	
May	21,017	
June	21,019	

### QUALITY

	Quantity	Base Number	Contract	AT	Region	England
% of FP17s for the same patient ID Re-attending within 3 months - Children	31	652	4.8%	9.6%	11.3%	11.5%
% of FP17s for the same patient ID Re-attending within 3 months - Adults	240	1,528	15.7%	14.2%	14.9%	15.4%
% of FP17s for the same patient ID Re-attending between 3 & 9 months - Children	331	652	50.8%	56.4%	60.0%	58.9%
% of FP17s for the same patient ID Re-attending between 3 & 9 months - Adults	750	1,528	49.1%	50.6%	52.6%	51.6%
% of FP17s for Band 1 Urgent Courses	137	1,768	7.7%	8.3%	7.9%	8.9%
% of FP17s Relating to Free Repair or Replacements	1	1,768	0.1%	0.7%	0.8%	0.8%
% of FP17s Relating to Continuations	15	1,768	0.8%	0.9%	0.9%	0.9%
% of Patients satisfied with the dentistry they have received	3	4	N/A	92.7%	93.2%	93.2%
% of Patients satisfied with the time they had to wait for an appointment	3	4	N/A	89.5%	89.1%	88.8%

\* This is based on patients treated on this contract for their most recent course of treatment. Figures in italics indicate the base number of FP17s or Patient Questionnaire responses are less than 100. N/A is shown where the base number of responses is less than 10 during the period. % is calculated as Quantity/Base number\*100

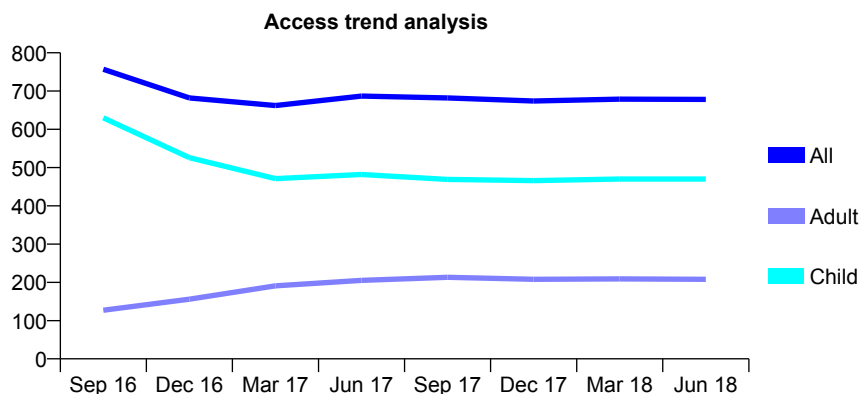
## Q57 - Vital Signs At a Glance Contract Report for 261076/0001 - June 2018

Name or company name	MR SA PITT
Contract type name	GDS Contract
Purpose of contract	General
Contract start date	26/07/2006
Contract end date	

18/19 Contracted general activity (UDA)	1,173
Carry forward general activity (UDA)	0
18/19 Contracted orthodontic activity (UOA)	0
Carry forward orthodontic activity (UOA)	0
Baseline contract value	£26,337.73

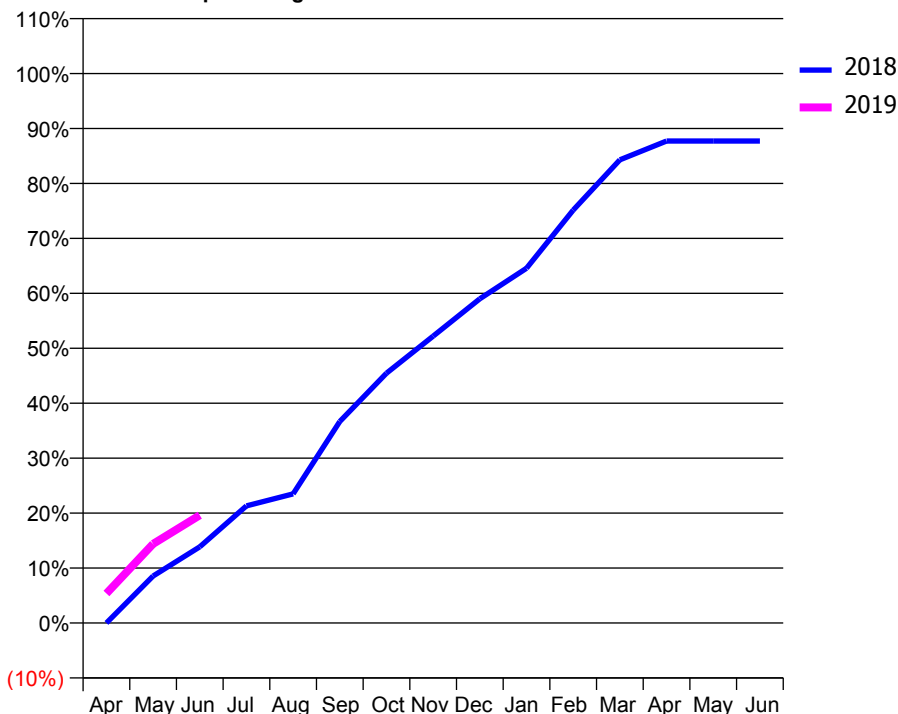
### ACCESS\*

Patients seen in 24 months	Total	Change since previous quarter
Quarter ending June 2017	687	
Quarter ending September 2017	682	→
Quarter ending December 2017	674	↓
Quarter ending March 2018	679	→
Quarter ending June 2018	678	→
<b>Variance since June 2017</b>	<b>(1.3%)</b>	<b>↓</b>



### ACTIVITY

Cumulative percentage of contracted UDA delivered 2018 & 2019



Month	Adjusted Scheduled Activity (UDA)	
	2018	2019
April	0	63
May	100	169
June	163	230
July	250	
August	276	
September	430	
October	533	
November	612	
December	692	
January	757	
February	881	
March	989	
April	1,029	
May	1,029	
June	1,029	

### QUALITY

	Quantity	Base Number	Contract	AT	Region	England
% of FP17s for the same patient ID Re-attending within 3 months - Children	7	143	4.9%	9.6%	11.3%	11.5%
% of FP17s for the same patient ID Re-attending within 3 months - Adults	1	44	2.3%	14.2%	14.9%	15.4%
% of FP17s for the same patient ID Re-attending between 3 & 9 months - Children	81	143	56.6%	56.4%	60.0%	58.9%
% of FP17s for the same patient ID Re-attending between 3 & 9 months - Adults	20	44	45.5%	50.6%	52.6%	51.6%
% of FP17s for Band 1 Urgent Courses	0	157	0.0%	8.3%	7.9%	8.9%
% of FP17s Relating to Free Repair or Replacements	0	157	0.0%	0.7%	0.8%	0.8%
% of FP17s Relating to Continuations	2	157	1.3%	0.9%	0.9%	0.9%
% of Patients satisfied with the dentistry they have received	1	1	N/A	92.7%	93.2%	93.2%
% of Patients satisfied with the time they had to wait for an appointment	1	1	N/A	89.5%	89.1%	88.8%

\* This is based on patients treated on this contract for their most recent course of treatment. Figures in italics indicate the base number of FP17s or Patient Questionnaire responses are less than 100. N/A is shown where the base number of responses is less than 10 during the period. % is calculated as Quantity/Base number\*100

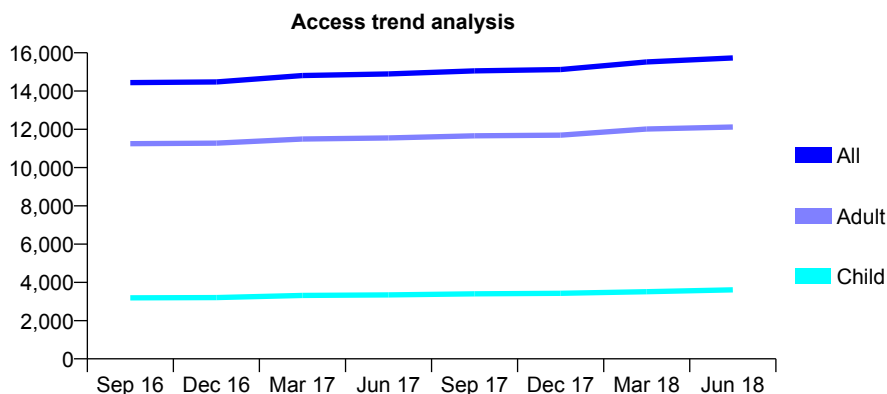
## Q57 - Vital Signs At a Glance Contract Report for 268089/0004 - June 2018

Name or company name	Homewood Dental Surgery
Contract type name	GDS Contract
Purpose of contract	General
Contract start date	07/01/2007
Contract end date	

18/19 Contracted general activity (UDA)	28,411
Carry forward general activity (UDA)	0
18/19 Contracted orthodontic activity (UOA)	0
Carry forward orthodontic activity (UOA)	0
Baseline contract value	£701,547.17

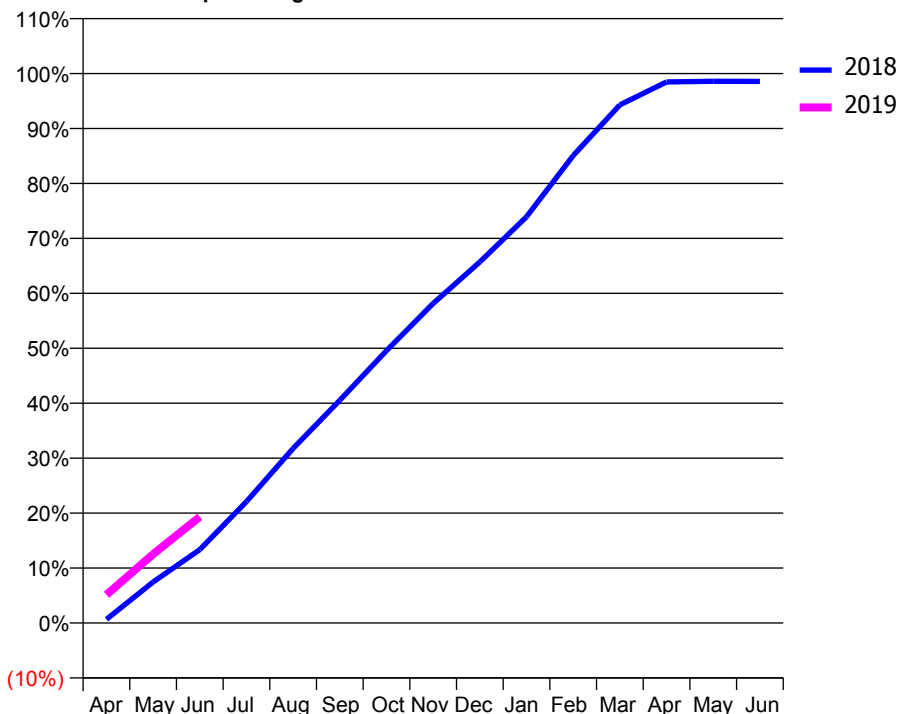
### ACCESS\*

Patients seen in 24 months	Total	Change since previous quarter
Quarter ending June 2017	14,892	
Quarter ending September 2017	15,057	→
Quarter ending December 2017	15,123	→
Quarter ending March 2018	15,524	↑
Quarter ending June 2018	15,729	→
<b>Variance since June 2017</b>	<b>5.6%</b>	<b>↑</b>



### ACTIVITY

Cumulative percentage of contracted UDA delivered 2018 & 2019



Adjusted Scheduled Activity (UDA)

Month	2018	2019
April	190	1,458
May	2,117	3,563
June	3,796	5,494
July	6,274	
August	9,029	
September	11,514	
October	14,081	
November	16,524	
December	18,666	
January	21,001	
February	24,165	
March	26,787	
April	27,974	
May	28,006	
June	28,005	

### QUALITY

	Quantity	Base Number	Contract	AT	Region	England
% of FP17s for the same patient ID Re-attending within 3 months - Children	80	1,188	6.7%	9.6%	11.3%	11.5%
% of FP17s for the same patient ID Re-attending within 3 months - Adults	484	3,310	14.6%	14.2%	14.9%	15.4%
% of FP17s for the same patient ID Re-attending between 3 & 9 months - Children	579	1,188	48.7%	56.4%	60.0%	58.9%
% of FP17s for the same patient ID Re-attending between 3 & 9 months - Adults	1,071	3,310	32.4%	50.6%	52.6%	51.6%
% of FP17s for Band 1 Urgent Courses	383	3,293	11.6%	8.3%	7.9%	8.9%
% of FP17s Relating to Free Repair or Replacements	14	3,293	0.4%	0.7%	0.8%	0.8%
% of FP17s Relating to Continuations	3	3,293	0.1%	0.9%	0.9%	0.9%
% of Patients satisfied with the dentistry they have received	13	13	100.0%	92.7%	93.2%	93.2%
% of Patients satisfied with the time they had to wait for an appointment	13	13	100.0%	89.5%	89.1%	88.8%

\* This is based on patients treated on this contract for their most recent course of treatment. Figures in italics indicate the base number of FP17s or Patient Questionnaire responses are less than 100. N/A is shown where the base number of responses is less than 10 during the period. % is calculated as Quantity/Base number\*100

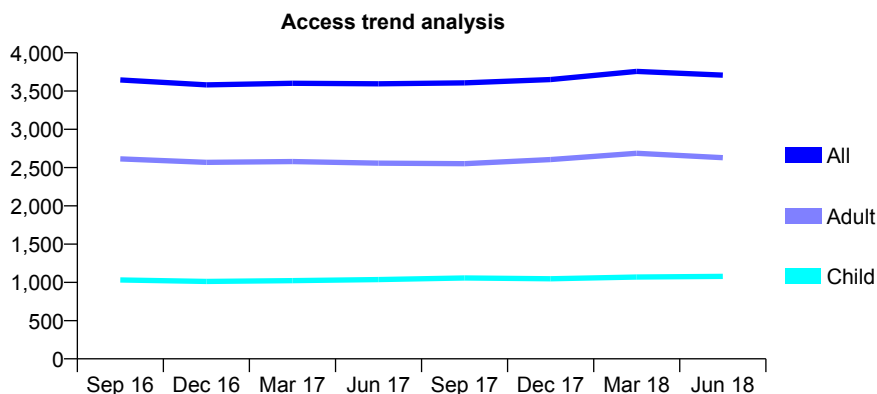
## Q57 - Vital Signs At a Glance Contract Report for 270180/0003 - June 2018

Name or company name	MR SS SIHRA
Contract type name	GDS Contract
Purpose of contract	General
Contract start date	01/01/2014
Contract end date	

18/19 Contracted general activity (UDA)	11,730
Carry forward general activity (UDA)	0
18/19 Contracted orthodontic activity (UOA)	0
Carry forward orthodontic activity (UOA)	0
Baseline contract value	£327,489.71

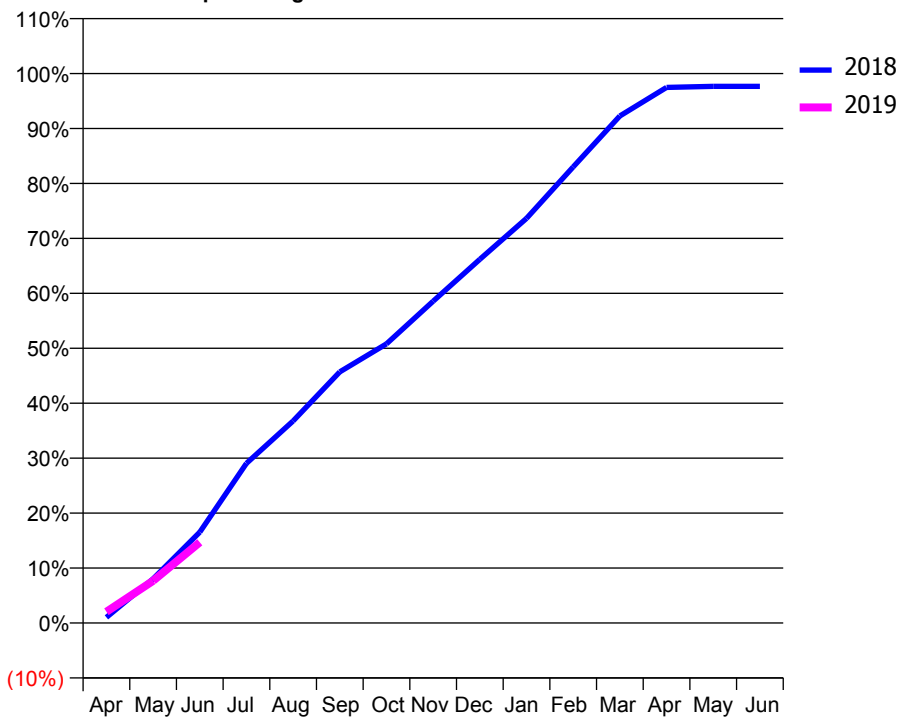
### ACCESS\*

Patients seen in 24 months	Total	Change since previous quarter
Quarter ending June 2017	3,595	
Quarter ending September 2017	3,607	→
Quarter ending December 2017	3,651	→
Quarter ending March 2018	3,756	↑
Quarter ending June 2018	3,708	↓
<b>Variance since June 2017</b>	<b>3.1%</b>	<b>↑</b>



### ACTIVITY

Cumulative percentage of contracted UDA delivered 2018 & 2019



Month	Adjusted Scheduled Activity (UDA)	
	2018	2019
April	121	242
May	943	902
June	1,939	1,723
July	3,409	
August	4,314	
September	5,362	
October	5,959	
November	6,869	
December	7,764	
January	8,638	
February	9,738	
March	10,825	
April	11,432	
May	11,456	
June	11,455	

### QUALITY

	Quantity	Base Number	Contract	AT	Region	England
% of FP17s for the same patient ID Re-attending within 3 months - Children	17	316	5.4%	9.6%	11.3%	11.5%
% of FP17s for the same patient ID Re-attending within 3 months - Adults	96	580	16.6%	14.2%	14.9%	15.4%
% of FP17s for the same patient ID Re-attending between 3 & 9 months - Children	128	316	40.5%	56.4%	60.0%	58.9%
% of FP17s for the same patient ID Re-attending between 3 & 9 months - Adults	191	580	32.9%	50.6%	52.6%	51.6%
% of FP17s for Band 1 Urgent Courses	71	713	10.0%	8.3%	7.9%	8.9%
% of FP17s Relating to Free Repair or Replacements	2	713	0.3%	0.7%	0.8%	0.8%
% of FP17s Relating to Continuations	16	713	2.2%	0.9%	0.9%	0.9%
% of Patients satisfied with the dentistry they have received	6	6	N/A	92.7%	93.2%	93.2%
% of Patients satisfied with the time they had to wait for an appointment	3	6	N/A	89.5%	89.1%	88.8%

\* This is based on patients treated on this contract for their most recent course of treatment. Figures in italics indicate the base number of FP17s or Patient Questionnaire responses are less than 100. N/A is shown where the base number of responses is less than 10 during the period. % is calculated as Quantity/Base number\*100



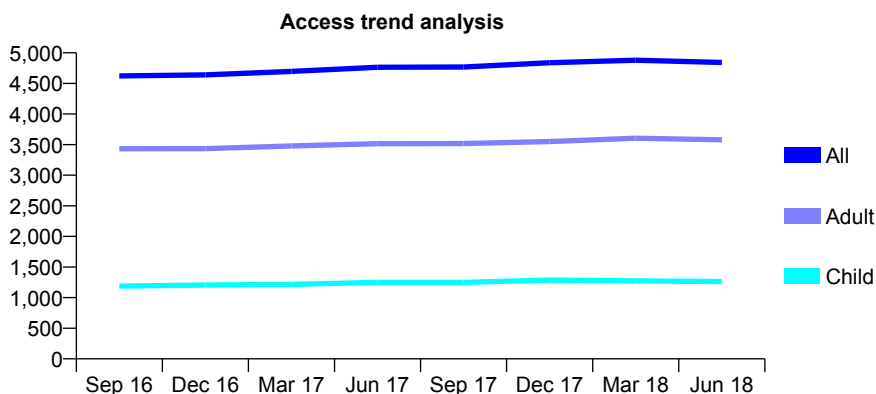
## Q57 - Vital Signs At a Glance Contract Report for 270938/0001 - June 2018

Name or company name	MR A ZACHARATOS
Contract type name	GDS Contract
Purpose of contract	General
Contract start date	01/04/2006
Contract end date	

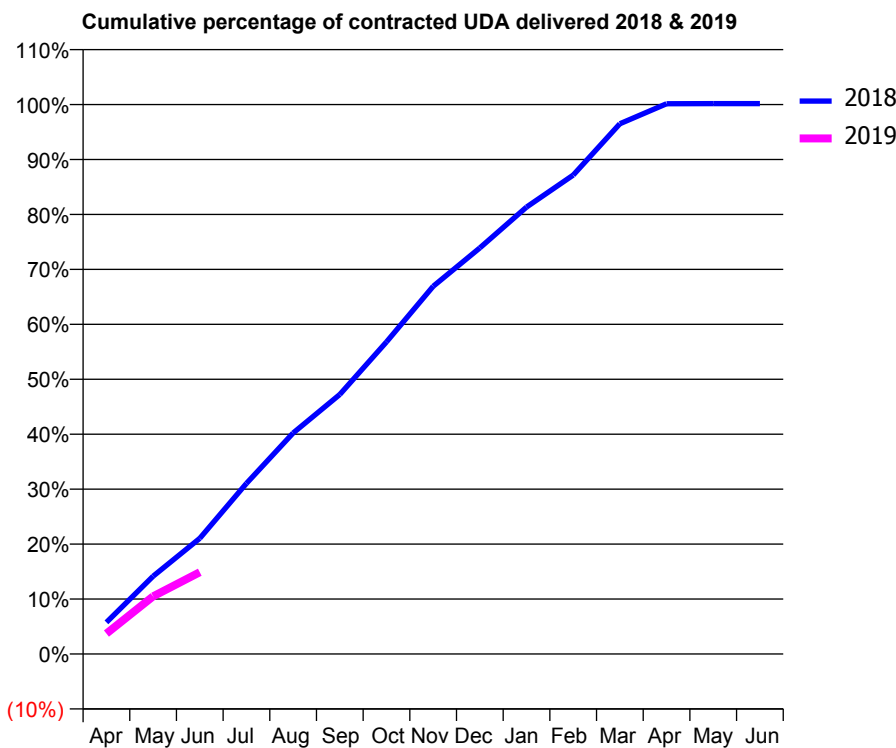
18/19 Contracted general activity (UDA)	12,002
Carry forward general activity (UDA)	0
18/19 Contracted orthodontic activity (UOA)	0
Carry forward orthodontic activity (UOA)	0
Baseline contract value	£369,376.01

### ACCESS\*

Patients seen in 24 months	Total	Change since previous quarter
Quarter ending June 2017	4,764	
Quarter ending September 2017	4,767	→
Quarter ending December 2017	4,837	→
Quarter ending March 2018	4,878	→
Quarter ending June 2018	4,842	→
<b>Variance since June 2017</b>	<b>1.6%</b>	<b>→</b>



### ACTIVITY



Month	Adjusted Scheduled Activity (UDA)	
	2018	2019
April	692	448
May	1,699	1,260
June	2,527	1,788
July	3,726	
August	4,826	
September	5,669	
October	6,816	
November	8,031	
December	8,871	
January	9,761	
February	10,461	
March	11,583	
April	12,019	
May	12,021	
June	12,021	

### QUALITY

	Quantity	Base Number	Contract	AT	Region	England
% of FP17s for the same patient ID Re-attending within 3 months - Children	17	320	5.3%	9.6%	11.3%	11.5%
% of FP17s for the same patient ID Re-attending within 3 months - Adults	141	968	14.6%	14.2%	14.9%	15.4%
% of FP17s for the same patient ID Re-attending between 3 & 9 months - Children	123	320	38.4%	56.4%	60.0%	58.9%
% of FP17s for the same patient ID Re-attending between 3 & 9 months - Adults	382	968	39.5%	50.6%	52.6%	51.6%
% of FP17s for Band 1 Urgent Courses	40	1,043	3.8%	8.3%	7.9%	8.9%
% of FP17s Relating to Free Repair or Replacements	6	1,043	0.6%	0.7%	0.8%	0.8%
% of FP17s Relating to Continuations	31	1,043	3.0%	0.9%	0.9%	0.9%
% of Patients satisfied with the dentistry they have received	8	8	N/A	92.7%	93.2%	93.2%
% of Patients satisfied with the time they had to wait for an appointment	8	8	N/A	89.5%	89.1%	88.8%

\* This is based on patients treated on this contract for their most recent course of treatment. Figures in italics indicate the base number of FP17s or Patient Questionnaire responses are less than 100. N/A is shown where the base number of responses is less than 10 during the period. % is calculated as Quantity/Base number\*100

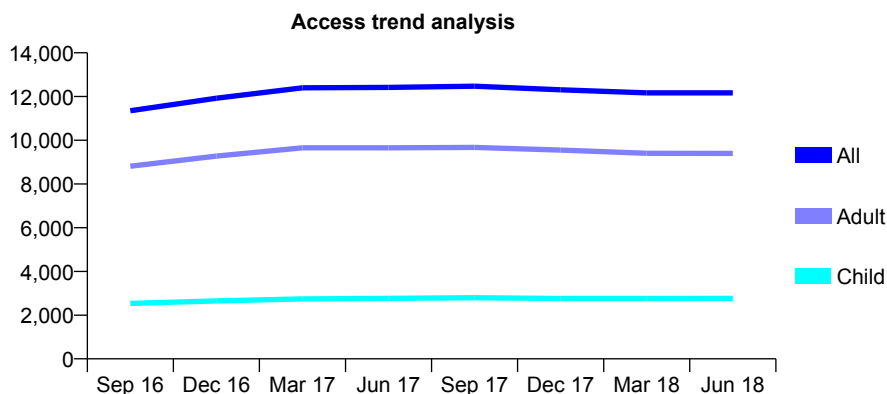
## Q57 - Vital Signs At a Glance Contract Report for 271187/0003 - June 2018

Name or company name	Harlow Dental Surgery
Contract type name	GDS Contract
Purpose of contract	General
Contract start date	01/04/2015
Contract end date	

18/19 Contracted general activity (UDA)	36,237
Carry forward general activity (UDA)	0
18/19 Contracted orthodontic activity (UOA)	0
Carry forward orthodontic activity (UOA)	0
Baseline contract value	£814,141.88

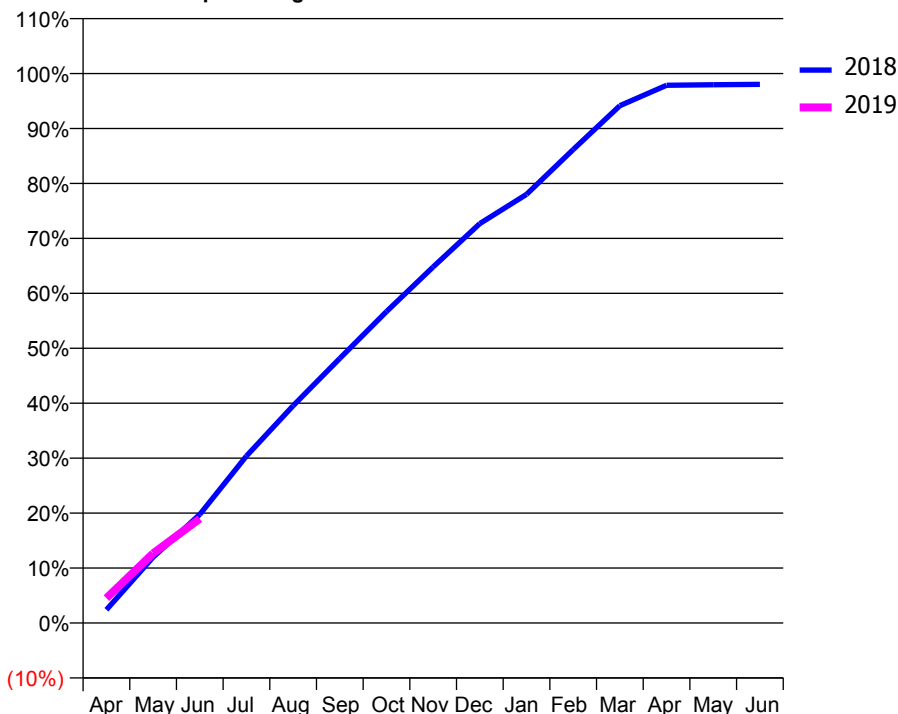
### ACCESS\*

Patients seen in 24 months	Total	Change since previous quarter
Quarter ending June 2017	12,419	
Quarter ending September 2017	12,473	→
Quarter ending December 2017	12,309	↓
Quarter ending March 2018	12,164	↓
Quarter ending June 2018	12,164	→
<b>Variance since June 2017</b>	<b>(2.1%)</b>	<b>↓</b>



### ACTIVITY

Cumulative percentage of contracted UDA delivered 2018 & 2019



Adjusted Scheduled Activity (UDA)

Month	2018	2019
April	873	1,641
May	4,340	4,593
June	7,166	6,879
July	11,012	
August	14,332	
September	17,452	
October	20,541	
November	23,486	
December	26,345	
January	28,271	
February	31,223	
March	34,116	
April	35,462	
May	35,497	
June	35,518	

### QUALITY

	Quantity	Base Number	Contract	AT	Region	England
% of FP17s for the same patient ID Re-attending within 3 months - Children	98	981	10.0%	9.6%	11.3%	11.5%
% of FP17s for the same patient ID Re-attending within 3 months - Adults	502	3,179	15.8%	14.2%	14.9%	15.4%
% of FP17s for the same patient ID Re-attending between 3 & 9 months - Children	503	981	51.3%	56.4%	60.0%	58.9%
% of FP17s for the same patient ID Re-attending between 3 & 9 months - Adults	1,605	3,179	50.5%	50.6%	52.6%	51.6%
% of FP17s for Band 1 Urgent Courses	284	3,311	8.6%	8.3%	7.9%	8.9%
% of FP17s Relating to Free Repair or Replacements	28	3,311	0.8%	0.7%	0.8%	0.8%
% of FP17s Relating to Continuations	22	3,311	0.7%	0.9%	0.9%	0.9%
% of Patients satisfied with the dentistry they have received	13	14	92.9%	92.7%	93.2%	93.2%
% of Patients satisfied with the time they had to wait for an appointment	14	14	100.0%	89.5%	89.1%	88.8%

\* This is based on patients treated on this contract for their most recent course of treatment. Figures in italics indicate the base number of FP17s or Patient Questionnaire responses are less than 100. N/A is shown where the base number of responses is less than 10 during the period. % is calculated as Quantity/Base number\*100

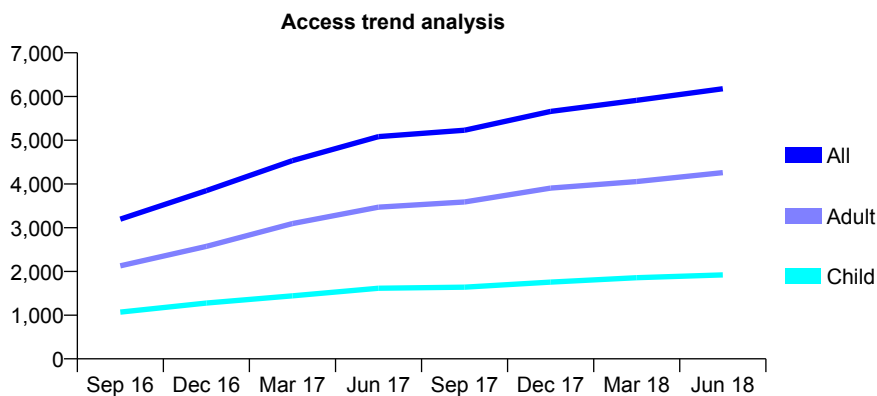
## Q57 - Vital Signs At a Glance Contract Report for 273090/0001 - June 2018

Name or company name	MR I ABDUL-GHANI
Contract type name	GDS Contract
Purpose of contract	General
Contract start date	01/12/2006
Contract end date	

18/19 Contracted general activity (UDA)	14,500
Carry forward general activity (UDA)	0
18/19 Contracted orthodontic activity (UOA)	0
Carry forward orthodontic activity (UOA)	0
Baseline contract value	£353,836.47

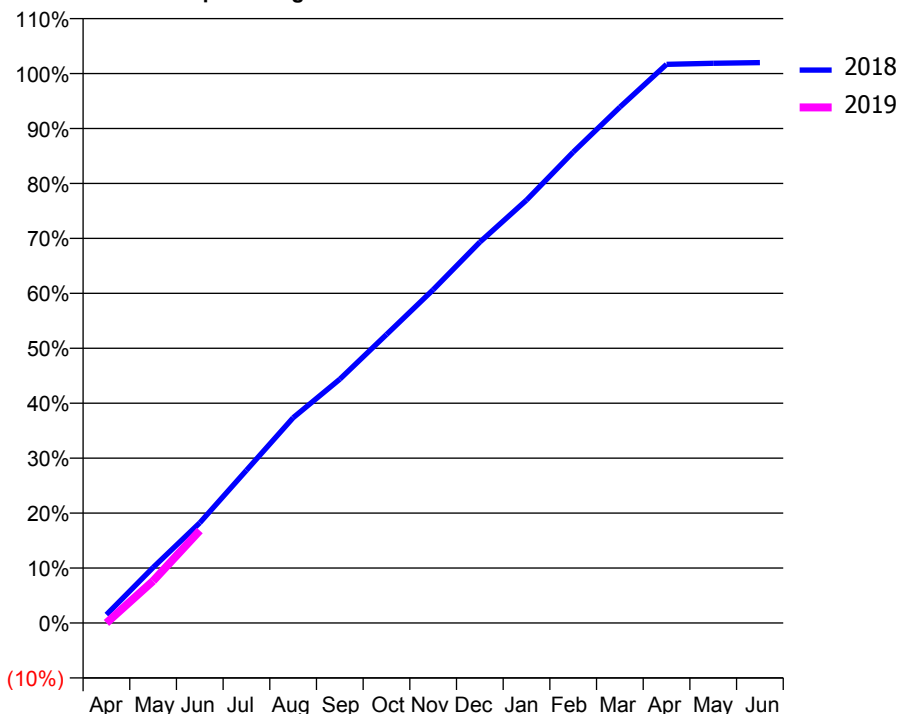
### ACCESS\*

Patients seen in 24 months	Total	Change since previous quarter
Quarter ending June 2017	5,083	
Quarter ending September 2017	5,229	↑
Quarter ending December 2017	5,659	↑
Quarter ending March 2018	5,912	↑
Quarter ending June 2018	6,178	↑
<b>Variance since June 2017</b>	<b>21.5%</b>	<b>↑</b>



### ACTIVITY

Cumulative percentage of contracted UDA delivered 2018 & 2019



Month	Adjusted Scheduled Activity (UDA)	
	2018	2019
April	219	0
May	1,465	1,108
June	2,645	2,440
July	4,032	
August	5,418	
September	6,435	
October	7,614	
November	8,796	
December	10,052	
January	11,159	
February	12,426	
March	13,611	
April	14,741	
May	14,768	
June	14,786	

### QUALITY

	Quantity	Base Number	Contract	AT	Region	England
% of FP17s for the same patient ID Re-attending within 3 months - Children	44	772	5.7%	9.6%	11.3%	11.5%
% of FP17s for the same patient ID Re-attending within 3 months - Adults	138	1,543	8.9%	14.2%	14.9%	15.4%
% of FP17s for the same patient ID Re-attending between 3 & 9 months - Children	468	772	60.6%	56.4%	60.0%	58.9%
% of FP17s for the same patient ID Re-attending between 3 & 9 months - Adults	881	1,543	57.1%	50.6%	52.6%	51.6%
% of FP17s for Band 1 Urgent Courses	59	1,557	3.8%	8.3%	7.9%	8.9%
% of FP17s Relating to Free Repair or Replacements	4	1,557	0.3%	0.7%	0.8%	0.8%
% of FP17s Relating to Continuations	5	1,557	0.3%	0.9%	0.9%	0.9%
% of Patients satisfied with the dentistry they have received	4	4	N/A	92.7%	93.2%	93.2%
% of Patients satisfied with the time they had to wait for an appointment	3	4	N/A	89.5%	89.1%	88.8%

\* This is based on patients treated on this contract for their most recent course of treatment. Figures in italics indicate the base number of FP17s or Patient Questionnaire responses are less than 100. N/A is shown where the base number of responses is less than 10 during the period. % is calculated as Quantity/Base number\*100

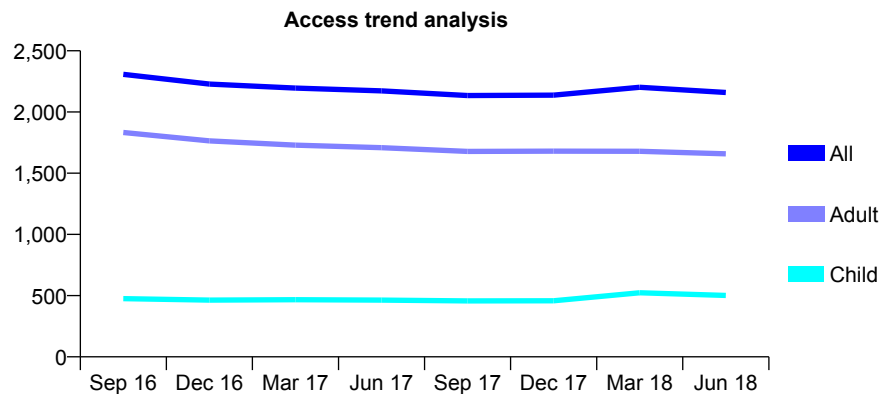
## Q57 - Vital Signs At a Glance Contract Report for 274968/0001 - June 2018

Name or company name	Dental Surgery
Contract type name	GDS Contract
Purpose of contract	General
Contract start date	26/12/2010
Contract end date	

18/19 Contracted general activity (UDA)	8,488
Carry forward general activity (UDA)	0
18/19 Contracted orthodontic activity (UOA)	0
Carry forward orthodontic activity (UOA)	0
Baseline contract value	£179,472.55

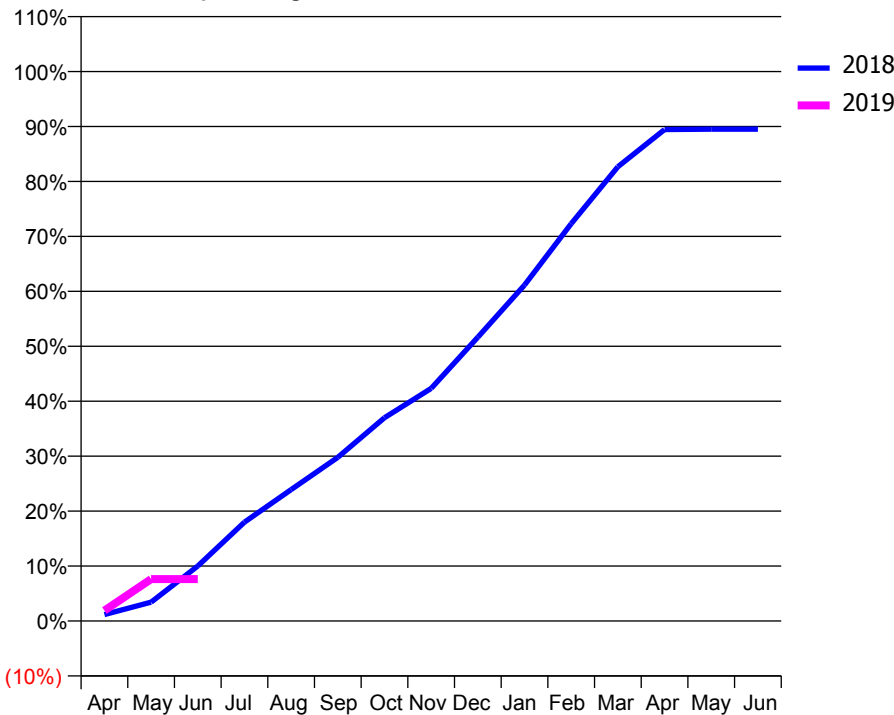
### ACCESS\*

Patients seen in 24 months	Total	Change since previous quarter
Quarter ending June 2017	2,173	
Quarter ending September 2017	2,135	↓
Quarter ending December 2017	2,138	→
Quarter ending March 2018	2,202	↑
Quarter ending June 2018	2,160	↓
<b>Variance since June 2017</b>	<b>(0.6%)</b>	→



### ACTIVITY

Cumulative percentage of contracted UDA delivered 2018 & 2019



Month	2018	2019
April	100	162
May	291	648
June	849	648
July	1,527	
August	2,031	
September	2,529	
October	3,141	
November	3,593	
December	4,385	
January	5,191	
February	6,137	
March	7,017	
April	7,591	
May	7,597	
June	7,597	

### QUALITY

	Quantity	Base Number	Contract	AT	Region	England
% of FP17s for the same patient ID Re-attending within 3 months - Children	4	95	4.2%	9.6%	11.3%	11.5%
% of FP17s for the same patient ID Re-attending within 3 months - Adults	40	375	10.7%	14.2%	14.9%	15.4%
% of FP17s for the same patient ID Re-attending between 3 & 9 months - Children	51	95	53.7%	56.4%	60.0%	58.9%
% of FP17s for the same patient ID Re-attending between 3 & 9 months - Adults	149	375	39.7%	50.6%	52.6%	51.6%
% of FP17s for Band 1 Urgent Courses	22	336	6.5%	8.3%	7.9%	8.9%
% of FP17s Relating to Free Repair or Replacements	12	336	3.6%	0.7%	0.8%	0.8%
% of FP17s Relating to Continuations	3	336	0.9%	0.9%	0.9%	0.9%
% of Patients satisfied with the dentistry they have received	1	1	N/A	92.7%	93.2%	93.2%
% of Patients satisfied with the time they had to wait for an appointment	1	1	N/A	89.5%	89.1%	88.8%

\* This is based on patients treated on this contract for their most recent course of treatment. Figures in italics indicate the base number of FP17s or Patient Questionnaire responses are less than 100. N/A is shown where the base number of responses is less than 10 during the period. % is calculated as Quantity/Base number\*100

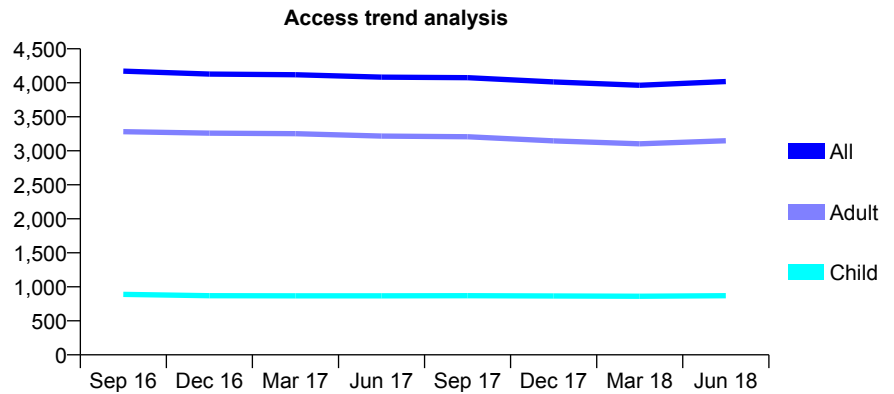
## Q57 - Vital Signs At a Glance Contract Report for 277371/0004 - June 2018

Name or company name	MRS K SIVAGURUNATHAN
Contract type name	GDS Contract
Purpose of contract	General
Contract start date	01/07/2013
Contract end date	

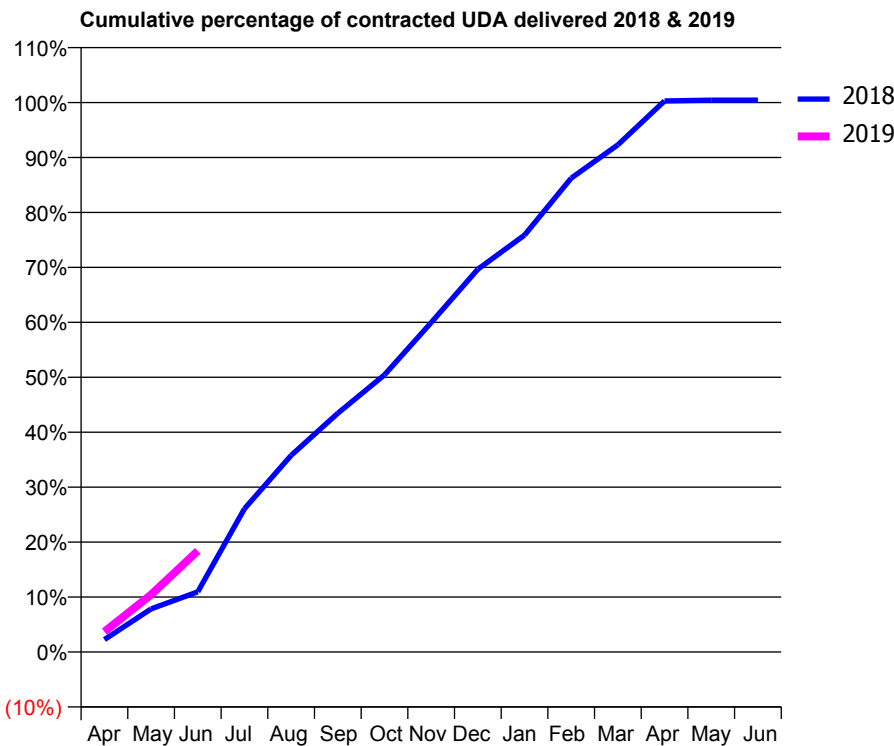
18/19 Contracted general activity (UDA)	8,081
Carry forward general activity (UDA)	0
18/19 Contracted orthodontic activity (UOA)	0
Carry forward orthodontic activity (UOA)	0
Baseline contract value	£252,476.84

### ACCESS\*

Patients seen in 24 months	Total	Change since previous quarter
Quarter ending June 2017	4,084	
Quarter ending September 2017	4,075	→
Quarter ending December 2017	4,013	↓
Quarter ending March 2018	3,964	↓
Quarter ending June 2018	4,018	→
<b>Variance since June 2017</b>	<b>(1.6%)</b>	<b>↓</b>



### ACTIVITY



Adjusted Scheduled Activity (UDA)		
Month	2018	2019
April	184	298
May	635	844
June	886	1,488
July	2,107	
August	2,891	
September	3,511	
October	4,075	
November	4,844	
December	5,630	
January	6,131	
February	6,969	
March	7,458	
April	8,105	
May	8,115	
June	8,115	

### QUALITY

	Quantity	Base Number	Contract	AT	Region	England
% of FP17s for the same patient ID Re-attending within 3 months - Children	14	352	4.0%	9.6%	11.3%	11.5%
% of FP17s for the same patient ID Re-attending within 3 months - Adults	57	824	6.9%	14.2%	14.9%	15.4%
% of FP17s for the same patient ID Re-attending between 3 & 9 months - Children	235	352	66.8%	56.4%	60.0%	58.9%
% of FP17s for the same patient ID Re-attending between 3 & 9 months - Adults	233	824	28.3%	50.6%	52.6%	51.6%
% of FP17s for Band 1 Urgent Courses	46	849	5.4%	8.3%	7.9%	8.9%
% of FP17s Relating to Free Repair or Replacements	4	849	0.5%	0.7%	0.8%	0.8%
% of FP17s Relating to Continuations	9	849	1.1%	0.9%	0.9%	0.9%
% of Patients satisfied with the dentistry they have received	1	1	N/A	92.7%	93.2%	93.2%
% of Patients satisfied with the time they had to wait for an appointment	1	1	N/A	89.5%	89.1%	88.8%

\* This is based on patients treated on this contract for their most recent course of treatment. Figures in italics indicate the base number of FP17s or Patient Questionnaire responses are less than 100. N/A is shown where the base number of responses is less than 10 during the period. % is calculated as Quantity/Base number\*100

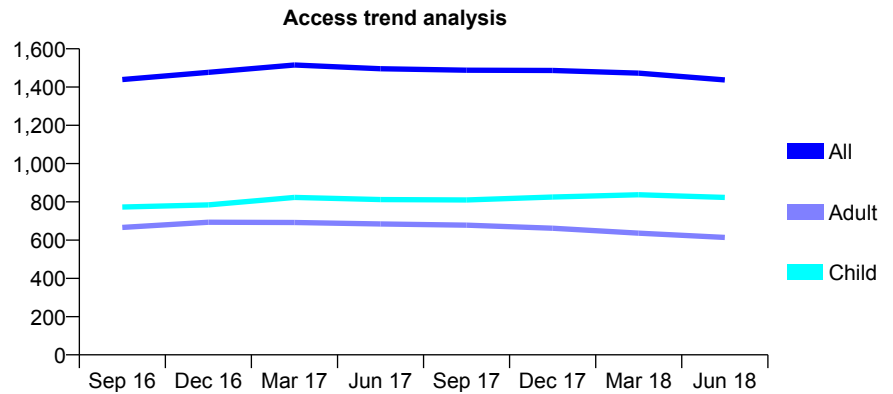
## Q57 - Vital Signs At a Glance Contract Report for 304042/0001 - June 2018

Name or company name	Miss N Jayasuriya
Contract type name	GDS Contract
Purpose of contract	General
Contract start date	01/04/2006
Contract end date	

18/19 Contracted general activity (UDA)	3,000
Carry forward general activity (UDA)	0
18/19 Contracted orthodontic activity (UOA)	0
Carry forward orthodontic activity (UOA)	0
Baseline contract value	£74,888.96

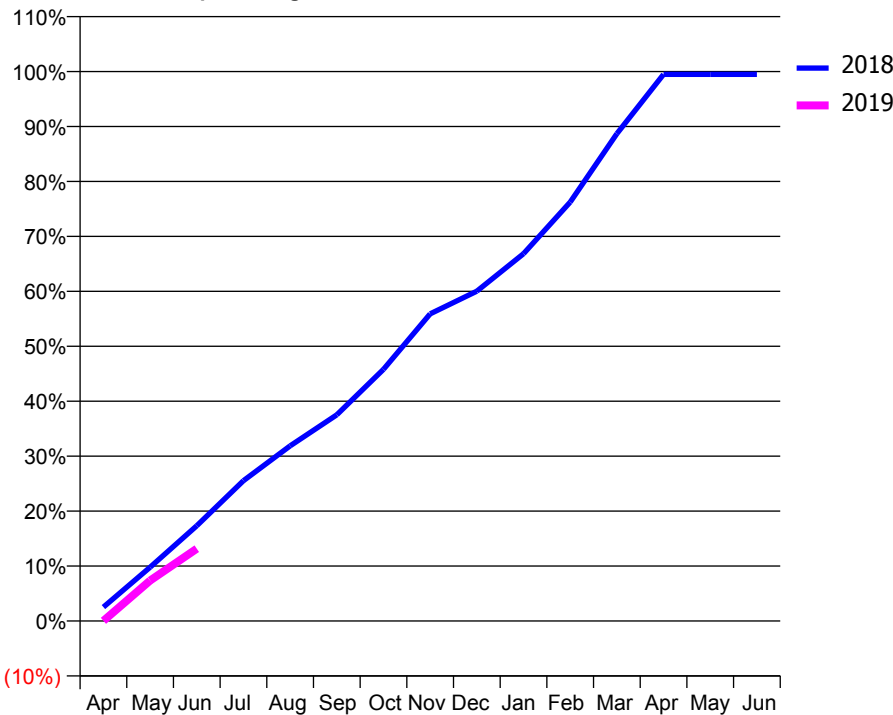
### ACCESS\*

Patients seen in 24 months	Total	Change since previous quarter
Quarter ending June 2017	1,496	
Quarter ending September 2017	1,488	→
Quarter ending December 2017	1,487	→
Quarter ending March 2018	1,473	→
Quarter ending June 2018	1,437	↓
<b>Variance since June 2017</b>	<b>(3.9%)</b>	<b>↓</b>



### ACTIVITY

Cumulative percentage of contracted UDA delivered 2018 & 2019



Month	Adjusted Scheduled Activity (UDA)	
	2018	2019
April	76	1
May	293	221
June	520	395
July	766	
August	956	
September	1,126	
October	1,374	
November	1,677	
December	1,801	
January	2,005	
February	2,287	
March	2,661	
April	2,985	
May	2,985	
June	2,985	

### QUALITY

	Quantity	Base Number	Contract	AT	Region	England
% of FP17s for the same patient ID Re-attending within 3 months - Children	26	270	9.6%	9.6%	11.3%	11.5%
% of FP17s for the same patient ID Re-attending within 3 months - Adults	21	123	17.1%	14.2%	14.9%	15.4%
% of FP17s for the same patient ID Re-attending between 3 & 9 months - Children	138	270	51.1%	56.4%	60.0%	58.9%
% of FP17s for the same patient ID Re-attending between 3 & 9 months - Adults	59	123	48.0%	50.6%	52.6%	51.6%
% of FP17s for Band 1 Urgent Courses	31	247	12.6%	8.3%	7.9%	8.9%
% of FP17s Relating to Free Repair or Replacements	2	247	0.8%	0.7%	0.8%	0.8%
% of FP17s Relating to Continuations	1	247	0.4%	0.9%	0.9%	0.9%
% of Patients satisfied with the dentistry they have received	1	1	N/A	92.7%	93.2%	93.2%
% of Patients satisfied with the time they had to wait for an appointment	1	1	N/A	89.5%	89.1%	88.8%

\* This is based on patients treated on this contract for their most recent course of treatment. Figures in italics indicate the base number of FP17s or Patient Questionnaire responses are less than 100. N/A is shown where the base number of responses is less than 10 during the period. % is calculated as Quantity/Base number\*100

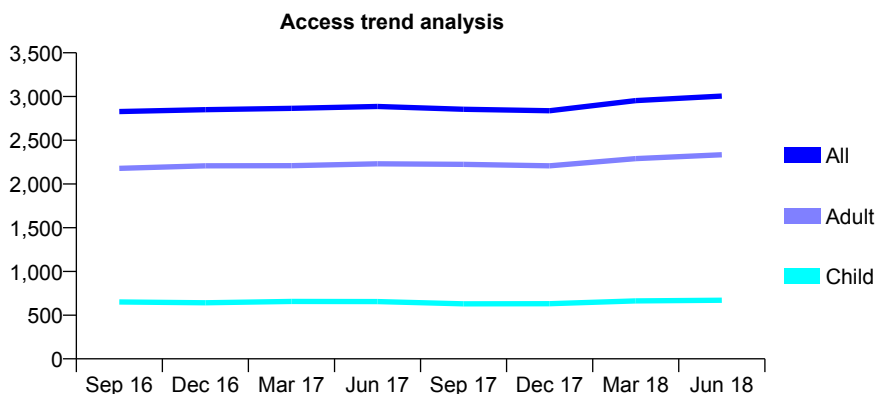
## Q57 - Vital Signs At a Glance Contract Report for 305537/0001 - June 2018

Name or company name	Dental Smiles Chelmsford Partnership
Contract type name	GDS Contract
Purpose of contract	General
Contract start date	01/04/2006
Contract end date	

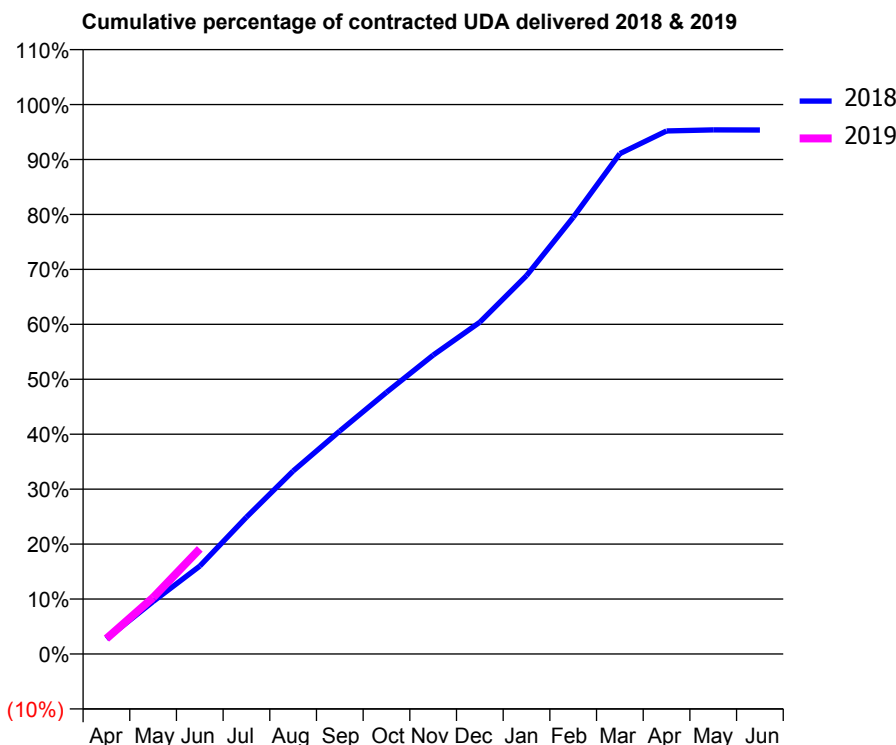
18/19 Contracted general activity (UDA)	7,583
Carry forward general activity (UDA)	0
18/19 Contracted orthodontic activity (UOA)	0
Carry forward orthodontic activity (UOA)	0
Baseline contract value	£168,019.12

### ACCESS\*

Patients seen in 24 months	Total	Change since previous quarter
Quarter ending June 2017	2,886	
Quarter ending September 2017	2,854	↓
Quarter ending December 2017	2,838	→
Quarter ending March 2018	2,953	↑
Quarter ending June 2018	3,005	→
<b>Variance since June 2017</b>	<b>4.1%</b>	<b>↑</b>



### ACTIVITY



Adjusted Scheduled Activity (UDA)		
Month	2018	2019
April	209	213
May	724	779
June	1,214	1,451
July	1,889	
August	2,525	
September	3,077	
October	3,611	
November	4,125	
December	4,579	
January	5,221	
February	6,026	
March	6,905	
April	7,218	
May	7,232	
June	7,231	

### QUALITY

	Quantity	Base Number	Contract	AT	Region	England
% of FP17s for the same patient ID Re-attending within 3 months - Children	37	246	15.0%	9.6%	11.3%	11.5%
% of FP17s for the same patient ID Re-attending within 3 months - Adults	115	744	15.5%	14.2%	14.9%	15.4%
% of FP17s for the same patient ID Re-attending between 3 & 9 months - Children	132	246	53.7%	56.4%	60.0%	58.9%
% of FP17s for the same patient ID Re-attending between 3 & 9 months - Adults	372	744	50.0%	50.6%	52.6%	51.6%
% of FP17s for Band 1 Urgent Courses	48	747	6.4%	8.3%	7.9%	8.9%
% of FP17s Relating to Free Repair or Replacements	4	747	0.5%	0.7%	0.8%	0.8%
% of FP17s Relating to Continuations	18	747	2.4%	0.9%	0.9%	0.9%
% of Patients satisfied with the dentistry they have received	5	5	N/A	92.7%	93.2%	93.2%
% of Patients satisfied with the time they had to wait for an appointment	5	5	N/A	89.5%	89.1%	88.8%

\* This is based on patients treated on this contract for their most recent course of treatment. Figures in italics indicate the base number of FP17s or Patient Questionnaire responses are less than 100. N/A is shown where the base number of responses is less than 10 during the period. % is calculated as Quantity/Base number\*100

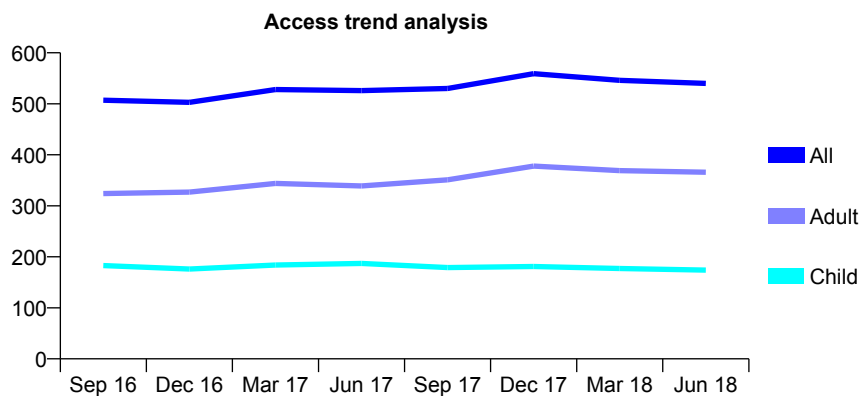
## Q57 - Vital Signs At a Glance Contract Report for 306207/0001 - June 2018

Name or company name	The Cosmetic Dental Studio
Contract type name	GDS Contract
Purpose of contract	General
Contract start date	01/04/2006
Contract end date	

18/19 Contracted general activity (UDA)	1,400
Carry forward general activity (UDA)	0
18/19 Contracted orthodontic activity (UOA)	0
Carry forward orthodontic activity (UOA)	0
Baseline contract value	£43,089.25

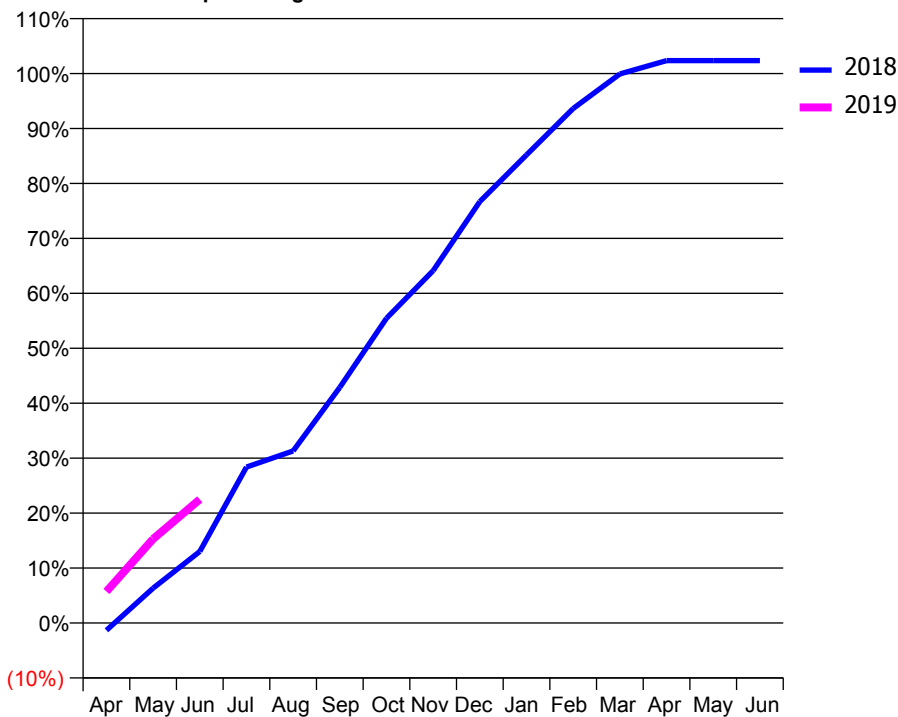
### ACCESS\*

Patients seen in 24 months	Total	Change since previous quarter
Quarter ending June 2017	526	
Quarter ending September 2017	530	→
Quarter ending December 2017	559	↑
Quarter ending March 2018	546	↓
Quarter ending June 2018	540	↓
<b>Variance since June 2017</b>	<b>2.7%</b>	<b>↑</b>



### ACTIVITY

Cumulative percentage of contracted UDA delivered 2018 & 2019



Month	Adjusted Scheduled Activity (UDA)	
	2018	2019
April	-19	80
May	89	214
June	182	315
July	397	
August	438	
September	601	
October	777	
November	898	
December	1,074	
January	1,193	
February	1,311	
March	1,399	
April	1,433	
May	1,433	
June	1,433	

### QUALITY

	Quantity	Base Number	Contract	AT	Region	England
% of FP17s for the same patient ID Re-attending within 3 months - Children	5	68	7.4%	9.6%	11.3%	11.5%
% of FP17s for the same patient ID Re-attending within 3 months - Adults	12	153	7.8%	14.2%	14.9%	15.4%
% of FP17s for the same patient ID Re-attending between 3 & 9 months - Children	58	68	85.3%	56.4%	60.0%	58.9%
% of FP17s for the same patient ID Re-attending between 3 & 9 months - Adults	116	153	75.8%	50.6%	52.6%	51.6%
% of FP17s for Band 1 Urgent Courses	1	195	0.5%	8.3%	7.9%	8.9%
% of FP17s Relating to Free Repair or Replacements	0	195	0.0%	0.7%	0.8%	0.8%
% of FP17s Relating to Continuations	2	195	1.0%	0.9%	0.9%	0.9%
% of Patients satisfied with the dentistry they have received	1	1	N/A	92.7%	93.2%	93.2%
% of Patients satisfied with the time they had to wait for an appointment	1	1	N/A	89.5%	89.1%	88.8%

\* This is based on patients treated on this contract for their most recent course of treatment. Figures in italics indicate the base number of FP17s or Patient Questionnaire responses are less than 100. N/A is shown where the base number of responses is less than 10 during the period. % is calculated as Quantity/Base number\*100



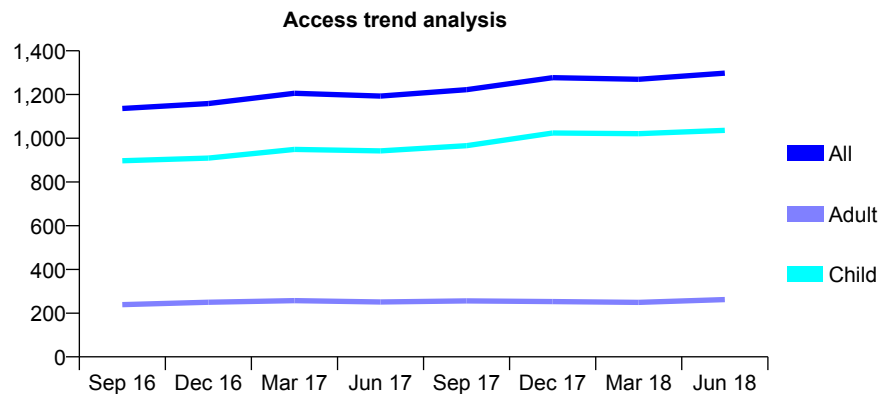
## Q57 - Vital Signs At a Glance Contract Report for 306207/0002 - June 2018

Name or company name	The Cosmetic Dental Studio
Contract type name	GDS Contract
Purpose of contract	General
Contract start date	01/04/2006
Contract end date	

18/19 Contracted general activity (UDA)	3,000
Carry forward general activity (UDA)	0
18/19 Contracted orthodontic activity (UOA)	0
Carry forward orthodontic activity (UOA)	0
Baseline contract value	£85,247.84

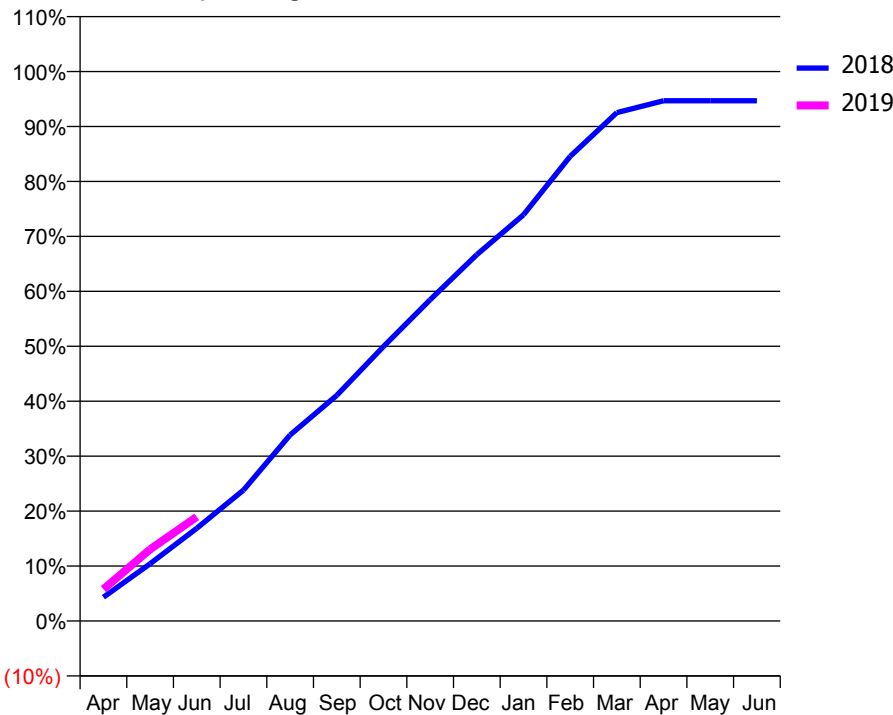
### ACCESS\*

Patients seen in 24 months	Total	Change since previous quarter
Quarter ending June 2017	1,193	
Quarter ending September 2017	1,222	↑
Quarter ending December 2017	1,277	↑
Quarter ending March 2018	1,270	→
Quarter ending June 2018	1,298	↑
<b>Variance since June 2017</b>	<b>8.8%</b>	<b>↑</b>



### ACTIVITY

Cumulative percentage of contracted UDA delivered 2018 & 2019



Month	Adjusted Scheduled Activity (UDA)	
	2018	2019
April	130	173
May	313	391
June	506	569
July	715	
August	1,016	
September	1,232	
October	1,499	
November	1,754	
December	2,000	
January	2,218	
February	2,537	
March	2,776	
April	2,841	
May	2,841	
June	2,841	

### QUALITY

	Quantity	Base Number	Contract	AT	Region	England
% of FP17s for the same patient ID Re-attending within 3 months - Children	33	472	7.0%	9.6%	11.3%	11.5%
% of FP17s for the same patient ID Re-attending within 3 months - Adults	3	56	5.4%	14.2%	14.9%	15.4%
% of FP17s for the same patient ID Re-attending between 3 & 9 months - Children	359	472	76.1%	56.4%	60.0%	58.9%
% of FP17s for the same patient ID Re-attending between 3 & 9 months - Adults	43	56	76.8%	50.6%	52.6%	51.6%
% of FP17s for Band 1 Urgent Courses	34	479	7.1%	8.3%	7.9%	8.9%
% of FP17s Relating to Free Repair or Replacements	0	479	0.0%	0.7%	0.8%	0.8%
% of FP17s Relating to Continuations	4	479	0.8%	0.9%	0.9%	0.9%
% of Patients satisfied with the dentistry they have received	0	0	N/A	92.7%	93.2%	93.2%
% of Patients satisfied with the time they had to wait for an appointment	0	0	N/A	89.5%	89.1%	88.8%

\* This is based on patients treated on this contract for their most recent course of treatment. Figures in italics indicate the base number of FP17s or Patient Questionnaire responses are less than 100. N/A is shown where the base number of responses is less than 10 during the period. % is calculated as Quantity/Base number\*100

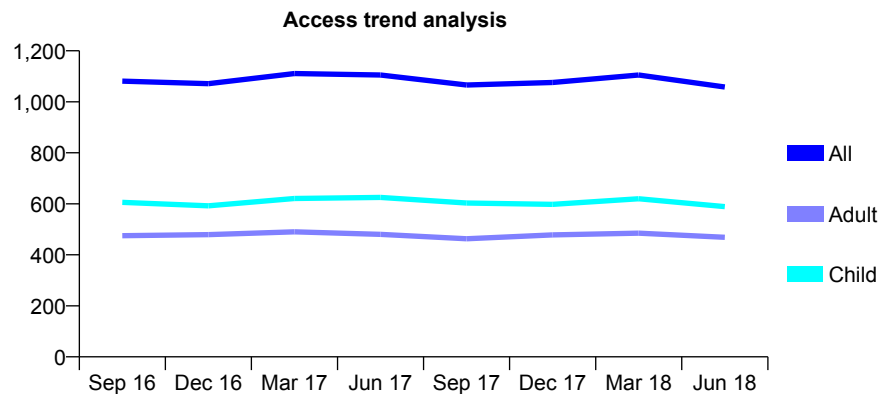
## Q57 - Vital Signs At a Glance Contract Report for 320536/0001 - June 2018

Name or company name	MR CY HUANG
Contract type name	GDS Contract
Purpose of contract	General
Contract start date	01/04/2006
Contract end date	

18/19 Contracted general activity (UDA)	2,889
Carry forward general activity (UDA)	0
18/19 Contracted orthodontic activity (UOA)	0
Carry forward orthodontic activity (UOA)	0
Baseline contract value	£73,955.52

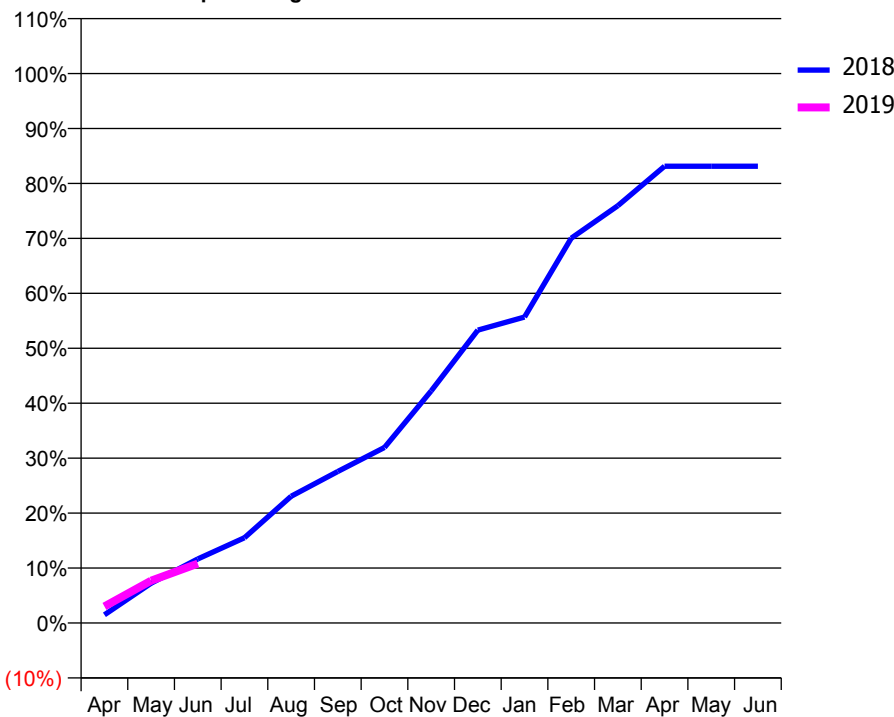
### ACCESS\*

Patients seen in 24 months	Total	Change since previous quarter
Quarter ending June 2017	1,105	
Quarter ending September 2017	1,066	↓
Quarter ending December 2017	1,076	→
Quarter ending March 2018	1,105	↑
Quarter ending June 2018	1,058	↓
<b>Variance since June 2017</b>	<b>(4.3%)</b>	<b>↓</b>



### ACTIVITY

Cumulative percentage of contracted UDA delivered 2018 & 2019



Adjusted Scheduled Activity (UDA)		
Month	2018	2019
April	43	87
May	209	223
June	337	312
July	448	
August	666	
September	797	
October	923	
November	1,220	
December	1,540	
January	1,609	
February	2,023	
March	2,194	
April	2,402	
May	2,402	
June	2,402	

### QUALITY

	Quantity	Base Number	Contract	AT	Region	England
% of FP17s for the same patient ID Re-attending within 3 months - Children	11	171	6.4%	9.6%	11.3%	11.5%
% of FP17s for the same patient ID Re-attending within 3 months - Adults	6	105	5.7%	14.2%	14.9%	15.4%
% of FP17s for the same patient ID Re-attending between 3 & 9 months - Children	98	171	57.3%	56.4%	60.0%	58.9%
% of FP17s for the same patient ID Re-attending between 3 & 9 months - Adults	48	105	45.7%	50.6%	52.6%	51.6%
% of FP17s for Band 1 Urgent Courses	6	177	3.4%	8.3%	7.9%	8.9%
% of FP17s Relating to Free Repair or Replacements	0	177	0.0%	0.7%	0.8%	0.8%
% of FP17s Relating to Continuations	1	177	0.6%	0.9%	0.9%	0.9%
% of Patients satisfied with the dentistry they have received	1	1	N/A	92.7%	93.2%	93.2%
% of Patients satisfied with the time they had to wait for an appointment	1	1	N/A	89.5%	89.1%	88.8%

\* This is based on patients treated on this contract for their most recent course of treatment. Figures in italics indicate the base number of FP17s or Patient Questionnaire responses are less than 100. N/A is shown where the base number of responses is less than 10 during the period. % is calculated as Quantity/Base number\*100

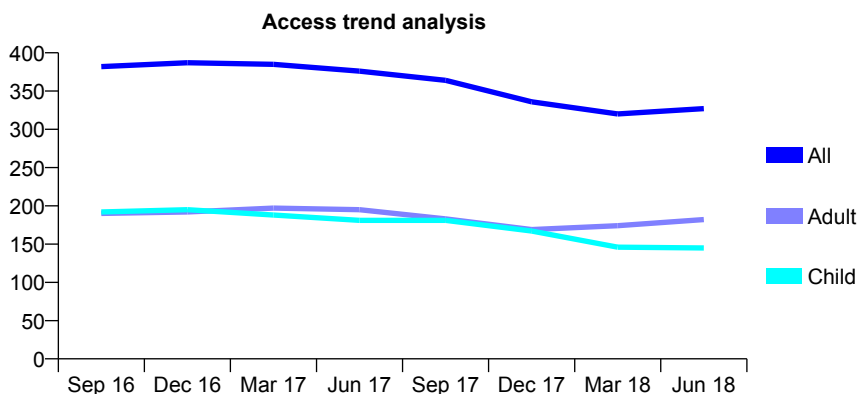
## Q57 - Vital Signs At a Glance Contract Report for 321095/0001 - June 2018

Name or company name	MR J STARK
Contract type name	GDS Contract
Purpose of contract	General
Contract start date	01/04/2006
Contract end date	

18/19 Contracted general activity (UDA)	850
Carry forward general activity (UDA)	0
18/19 Contracted orthodontic activity (UOA)	0
Carry forward orthodontic activity (UOA)	0
Baseline contract value	£18,275.26

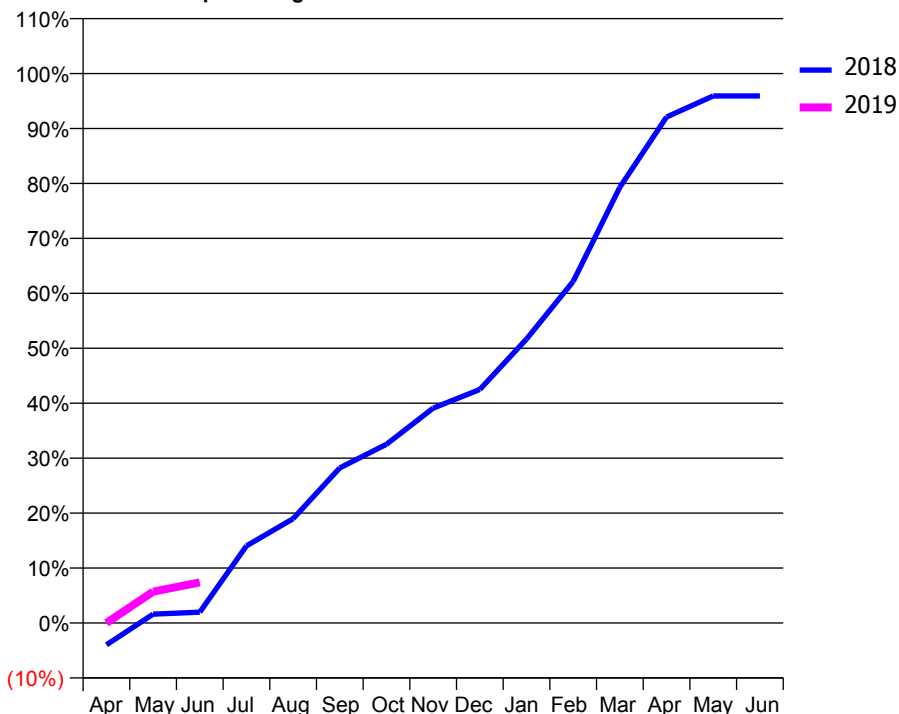
### ACCESS\*

Patients seen in 24 months	Total	Change since previous quarter
Quarter ending June 2017	376	
Quarter ending September 2017	364	↓
Quarter ending December 2017	336	↓
Quarter ending March 2018	320	↓
Quarter ending June 2018	327	↑
<b>Variance since June 2017</b>	<b>(13.0%)</b>	<b>↓</b>



### ACTIVITY

Cumulative percentage of contracted UDA delivered 2018 & 2019



Adjusted Scheduled Activity (UDA)		
Month	2018	2019
April	-34	0
May	14	49
June	17	63
July	119	
August	161	
September	240	
October	277	
November	332	
December	361	
January	439	
February	528	
March	674	
April	783	
May	815	
June	815	

### QUALITY

	Quantity	Base Number	Contract	AT	Region	England
% of FP17s for the same patient ID Re-attending within 3 months - Children	13	49	26.5%	9.6%	11.3%	11.5%
% of FP17s for the same patient ID Re-attending within 3 months - Adults	9	43	20.9%	14.2%	14.9%	15.4%
% of FP17s for the same patient ID Re-attending between 3 & 9 months - Children	23	49	46.9%	56.4%	60.0%	58.9%
% of FP17s for the same patient ID Re-attending between 3 & 9 months - Adults	10	43	23.3%	50.6%	52.6%	51.6%
% of FP17s for Band 1 Urgent Courses	14	52	26.9%	8.3%	7.9%	8.9%
% of FP17s Relating to Free Repair or Replacements	0	52	0.0%	0.7%	0.8%	0.8%
% of FP17s Relating to Continuations	0	52	0.0%	0.9%	0.9%	0.9%
% of Patients satisfied with the dentistry they have received	0	0	N/A	92.7%	93.2%	93.2%
% of Patients satisfied with the time they had to wait for an appointment	0	0	N/A	89.5%	89.1%	88.8%

\* This is based on patients treated on this contract for their most recent course of treatment. Figures in italics indicate the base number of FP17s or Patient Questionnaire responses are less than 100. N/A is shown where the base number of responses is less than 10 during the period. % is calculated as Quantity/Base number\*100

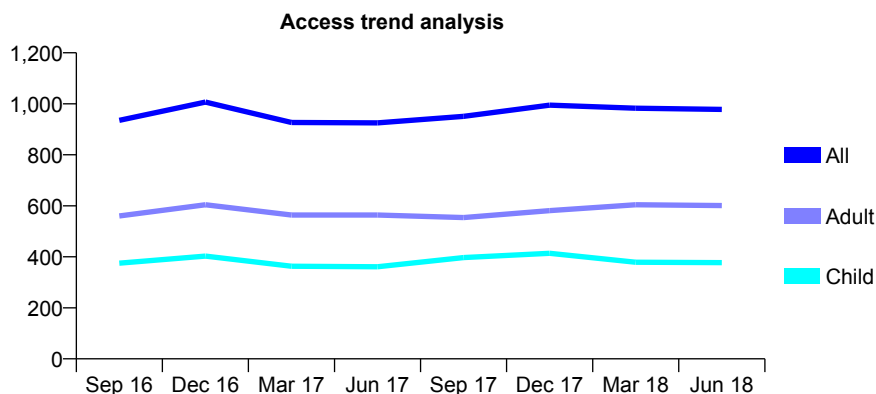
## Q57 - Vital Signs At a Glance Contract Report for 321109/0001 - June 2018

Name or company name	MR SI MCKENZIE
Contract type name	GDS Contract
Purpose of contract	General
Contract start date	01/04/2006
Contract end date	

18/19 Contracted general activity (UDA)	2,600
Carry forward general activity (UDA)	0
18/19 Contracted orthodontic activity (UOA)	0
Carry forward orthodontic activity (UOA)	0
Baseline contract value	£79,333.77

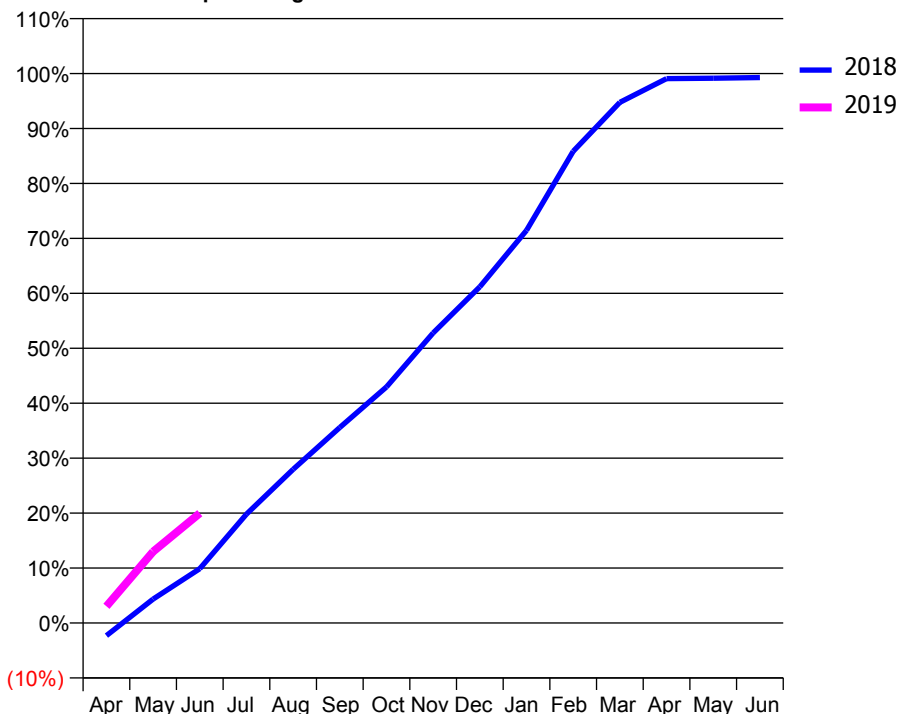
### ACCESS\*

Patients seen in 24 months	Total	Change since previous quarter
Quarter ending June 2017	925	
Quarter ending September 2017	951	↑
Quarter ending December 2017	995	↑
Quarter ending March 2018	983	↓
Quarter ending June 2018	978	→
<b>Variance since June 2017</b>	<b>5.7%</b>	<b>↑</b>



### ACTIVITY

Cumulative percentage of contracted UDA delivered 2018 & 2019



Adjusted Scheduled Activity (UDA)

Month	2018	2019
April	-60	79
May	113	338
June	257	519
July	515	
August	727	
September	925	
October	1,117	
November	1,373	
December	1,591	
January	1,858	
February	2,232	
March	2,464	
April	2,576	
May	2,578	
June	2,581	

### QUALITY

	Quantity	Base Number	Contract	AT	Region	England
% of FP17s for the same patient ID Re-attending within 3 months - Children	4	126	3.2%	9.6%	11.3%	11.5%
% of FP17s for the same patient ID Re-attending within 3 months - Adults	28	173	16.2%	14.2%	14.9%	15.4%
% of FP17s for the same patient ID Re-attending between 3 & 9 months - Children	80	126	63.5%	56.4%	60.0%	58.9%
% of FP17s for the same patient ID Re-attending between 3 & 9 months - Adults	76	173	43.9%	50.6%	52.6%	51.6%
% of FP17s for Band 1 Urgent Courses	22	253	8.7%	8.3%	7.9%	8.9%
% of FP17s Relating to Free Repair or Replacements	1	253	0.4%	0.7%	0.8%	0.8%
% of FP17s Relating to Continuations	7	253	2.8%	0.9%	0.9%	0.9%
% of Patients satisfied with the dentistry they have received	3	3	N/A	92.7%	93.2%	93.2%
% of Patients satisfied with the time they had to wait for an appointment	2	3	N/A	89.5%	89.1%	88.8%

\* This is based on patients treated on this contract for their most recent course of treatment. Figures in italics indicate the base number of FP17s or Patient Questionnaire responses are less than 100. N/A is shown where the base number of responses is less than 10 during the period. % is calculated as Quantity/Base number\*100

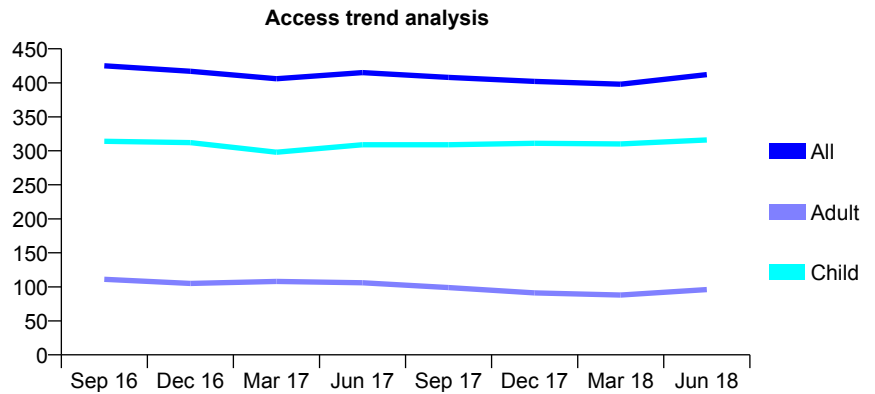
## Q57 - Vital Signs At a Glance Contract Report for 323152/0002 - June 2018

Name or company name	MR D DRISCOLL
Contract type name	GDS Contract
Purpose of contract	General
Contract start date	01/04/2009
Contract end date	

18/19 Contracted general activity (UDA)	900
Carry forward general activity (UDA)	0
18/19 Contracted orthodontic activity (UOA)	0
Carry forward orthodontic activity (UOA)	0
Baseline contract value	£22,011.24

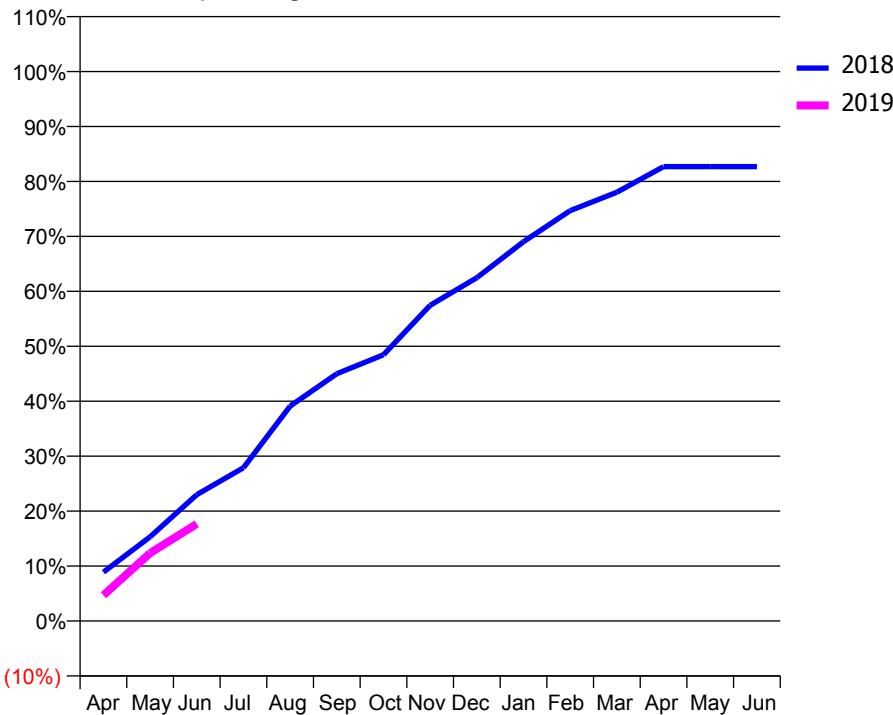
### ACCESS\*

Patients seen in 24 months	Total	Change since previous quarter
Quarter ending June 2017	415	
Quarter ending September 2017	408	↓
Quarter ending December 2017	402	↓
Quarter ending March 2018	398	→
Quarter ending June 2018	412	↑
<b>Variance since June 2017</b>	<b>(0.7%)</b>	→



### ACTIVITY

Cumulative percentage of contracted UDA delivered 2018 & 2019



Adjusted Scheduled Activity (UDA)		
Month	2018	2019
April	80	42
May	138	111
June	207	159
July	251	
August	352	
September	405	
October	436	
November	517	
December	562	
January	621	
February	672	
March	702	
April	744	
May	744	
June	744	

### QUALITY

	Quantity	Base Number	Contract	AT	Region	England
% of FP17s for the same patient ID Re-attending within 3 months - Children	4	143	2.8%	9.6%	11.3%	11.5%
% of FP17s for the same patient ID Re-attending within 3 months - Adults	1	17	5.9%	14.2%	14.9%	15.4%
% of FP17s for the same patient ID Re-attending between 3 & 9 months - Children	93	143	65.0%	56.4%	60.0%	58.9%
% of FP17s for the same patient ID Re-attending between 3 & 9 months - Adults	12	17	70.6%	50.6%	52.6%	51.6%
% of FP17s for Band 1 Urgent Courses	1	135	0.7%	8.3%	7.9%	8.9%
% of FP17s Relating to Free Repair or Replacements	0	135	0.0%	0.7%	0.8%	0.8%
% of FP17s Relating to Continuations	0	135	0.0%	0.9%	0.9%	0.9%
% of Patients satisfied with the dentistry they have received	0	0	N/A	92.7%	93.2%	93.2%
% of Patients satisfied with the time they had to wait for an appointment	0	0	N/A	89.5%	89.1%	88.8%

\* This is based on patients treated on this contract for their most recent course of treatment. Figures in italics indicate the base number of FP17s or Patient Questionnaire responses are less than 100. N/A is shown where the base number of responses is less than 10 during the period. % is calculated as Quantity/Base number\*100

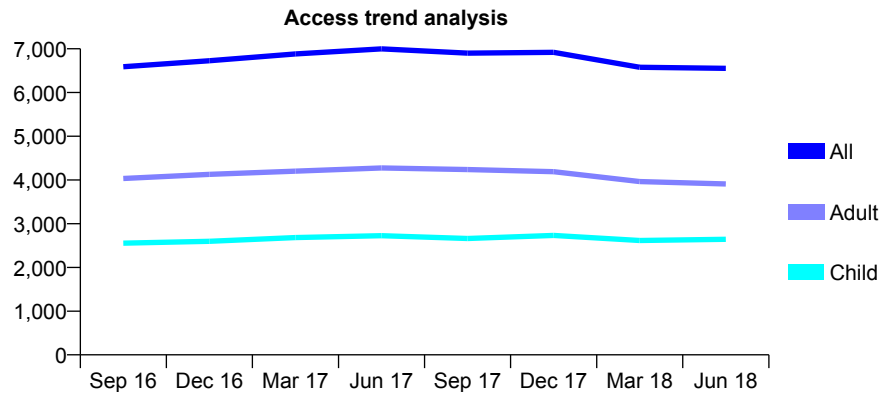
## Q57 - Vital Signs At a Glance Contract Report for 336084/0001 - June 2018

Name or company name	MR CA VAN DER MERWE
Contract type name	GDS Contract
Purpose of contract	General and Orthodontic
Contract start date	01/04/2006
Contract end date	

18/19 Contracted general activity (UDA)	17,359
Carry forward general activity (UDA)	0
18/19 Contracted orthodontic activity (UOA)	2,870
Carry forward orthodontic activity (UOA)	0
Baseline contract value	£934,671.82

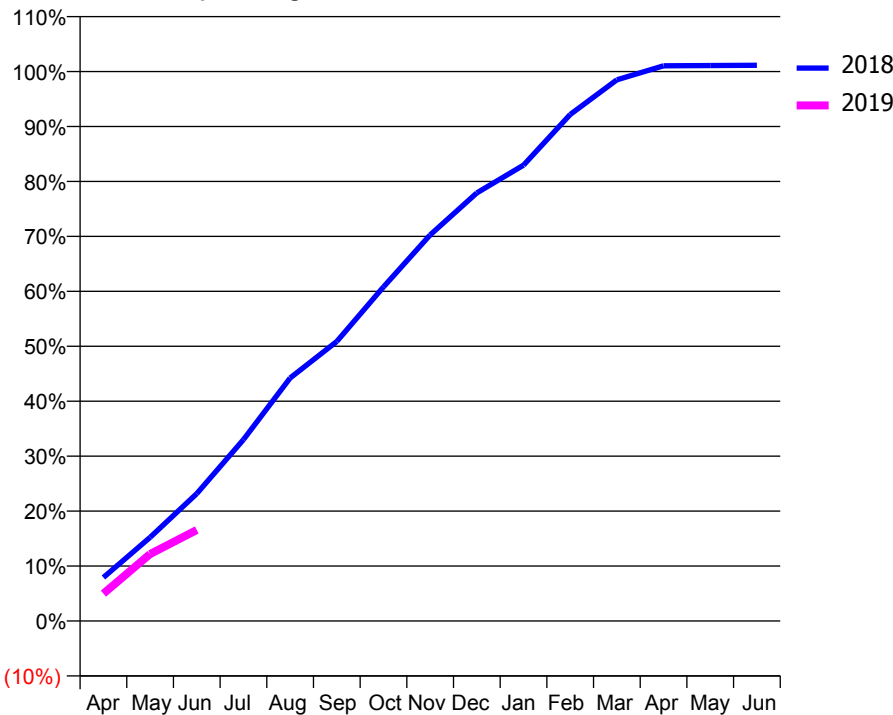
### ACCESS\*

Patients seen in 24 months	Total	Change since previous quarter
Quarter ending June 2017	6,999	
Quarter ending September 2017	6,900	↓
Quarter ending December 2017	6,919	→
Quarter ending March 2018	6,578	↓
Quarter ending June 2018	6,553	→
<b>Variance since June 2017</b>	<b>(6.4%)</b>	<b>↓</b>



### ACTIVITY

Cumulative percentage of contracted UDA delivered 2018 & 2019



Month	Adjusted Scheduled Activity (UDA)	
	2018	2019
April	1,373	864
May	2,642	2,115
June	4,027	2,873
July	5,731	
August	7,676	
September	8,831	
October	10,553	
November	12,196	
December	13,522	
January	14,399	
February	16,001	
March	17,097	
April	17,540	
May	17,548	
June	17,555	

### QUALITY

	Quantity	Base Number	Contract	AT	Region	England
% of FP17s for the same patient ID Re-attending within 3 months - Children	75	901	8.3%	9.6%	11.3%	11.5%
% of FP17s for the same patient ID Re-attending within 3 months - Adults	54	741	7.3%	14.2%	14.9%	15.4%
% of FP17s for the same patient ID Re-attending between 3 & 9 months - Children	217	901	24.1%	56.4%	60.0%	58.9%
% of FP17s for the same patient ID Re-attending between 3 & 9 months - Adults	204	741	27.5%	50.6%	52.6%	51.6%
% of FP17s for Band 1 Urgent Courses	80	1,282	6.2%	8.3%	7.9%	8.9%
% of FP17s Relating to Free Repair or Replacements	2	1,282	0.2%	0.7%	0.8%	0.8%
% of FP17s Relating to Continuations	2	1,282	0.2%	0.9%	0.9%	0.9%
% of Patients satisfied with the dentistry they have received	3	3	N/A	92.7%	93.2%	93.2%
% of Patients satisfied with the time they had to wait for an appointment	2	3	N/A	89.5%	89.1%	88.8%

\* This is based on patients treated on this contract for their most recent course of treatment. Figures in italics indicate the base number of FP17s or Patient Questionnaire responses are less than 100. N/A is shown where the base number of responses is less than 10 during the period. % is calculated as Quantity/Base number\*100

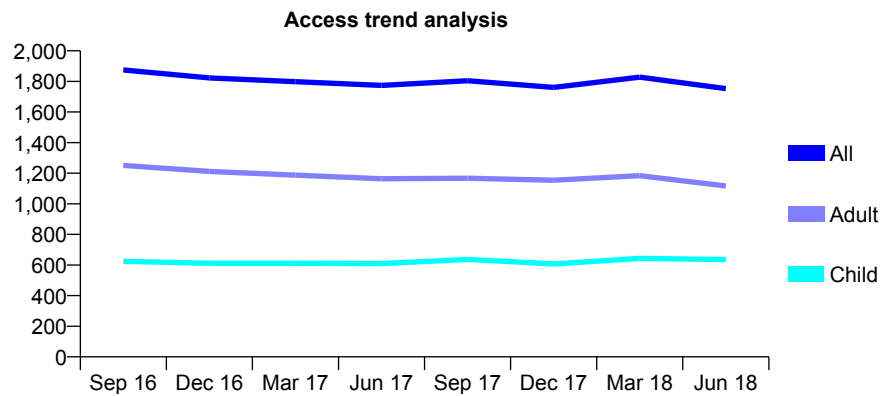
## Q57 - Vital Signs At a Glance Contract Report for 341126/0001 - June 2018

Name or company name	Tru Smile Dental Practice Partnership
Contract type name	GDS Contract
Purpose of contract	General
Contract start date	01/04/2006
Contract end date	

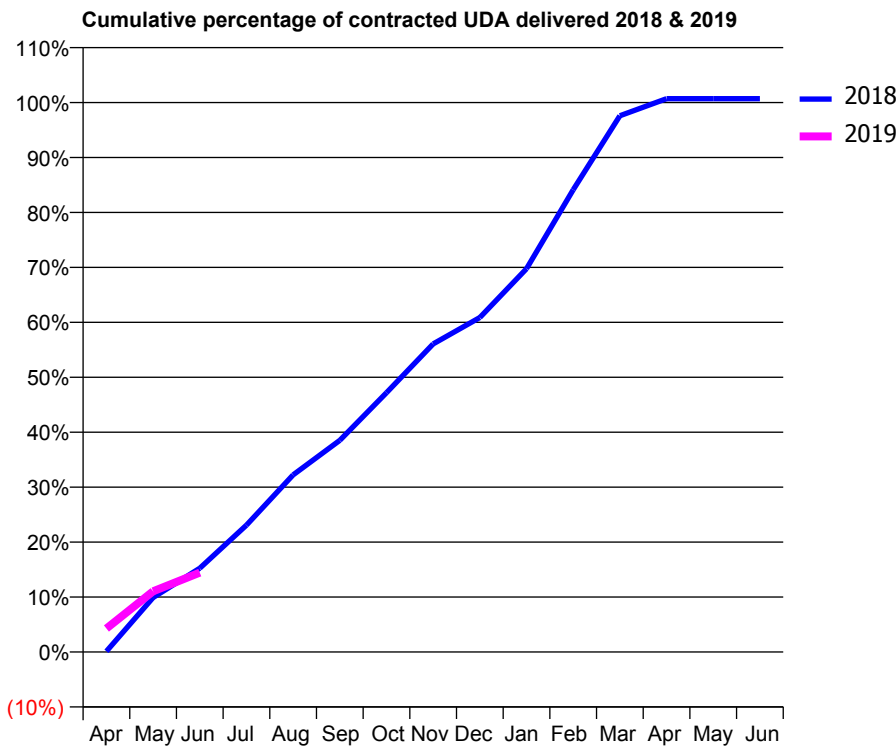
18/19 Contracted general activity (UDA)	4,752
Carry forward general activity (UDA)	0
18/19 Contracted orthodontic activity (UOA)	0
Carry forward orthodontic activity (UOA)	0
Baseline contract value	£127,425.21

### ACCESS\*

Patients seen in 24 months	Total	Change since previous quarter
Quarter ending June 2017	1,774	
Quarter ending September 2017	1,804	→
Quarter ending December 2017	1,761	↓
Quarter ending March 2018	1,828	↑
Quarter ending June 2018	1,753	↓
<b>Variance since June 2017</b>	<b>(1.2%)</b>	<b>↓</b>



### ACTIVITY



Month	Adjusted Scheduled Activity (UDA)	
	2018	2019
April	6	203
May	471	526
June	725	686
July	1,097	
August	1,532	
September	1,831	
October	2,242	
November	2,664	
December	2,893	
January	3,314	
February	3,997	
March	4,638	
April	4,785	
May	4,785	
June	4,785	

### QUALITY

	Quantity	Base Number	Contract	AT	Region	England
% of FP17s for the same patient ID Re-attending within 3 months - Children	7	142	4.9%	9.6%	11.3%	11.5%
% of FP17s for the same patient ID Re-attending within 3 months - Adults	40	244	16.4%	14.2%	14.9%	15.4%
% of FP17s for the same patient ID Re-attending between 3 & 9 months - Children	64	142	45.1%	56.4%	60.0%	58.9%
% of FP17s for the same patient ID Re-attending between 3 & 9 months - Adults	92	244	37.7%	50.6%	52.6%	51.6%
% of FP17s for Band 1 Urgent Courses	56	336	16.7%	8.3%	7.9%	8.9%
% of FP17s Relating to Free Repair or Replacements	5	336	1.5%	0.7%	0.8%	0.8%
% of FP17s Relating to Continuations	5	336	1.5%	0.9%	0.9%	0.9%
% of Patients satisfied with the dentistry they have received	3	3	N/A	92.7%	93.2%	93.2%
% of Patients satisfied with the time they had to wait for an appointment	3	3	N/A	89.5%	89.1%	88.8%

\* This is based on patients treated on this contract for their most recent course of treatment. Figures in italics indicate the base number of FP17s or Patient Questionnaire responses are less than 100. N/A is shown where the base number of responses is less than 10 during the period. % is calculated as Quantity/Base number\*100

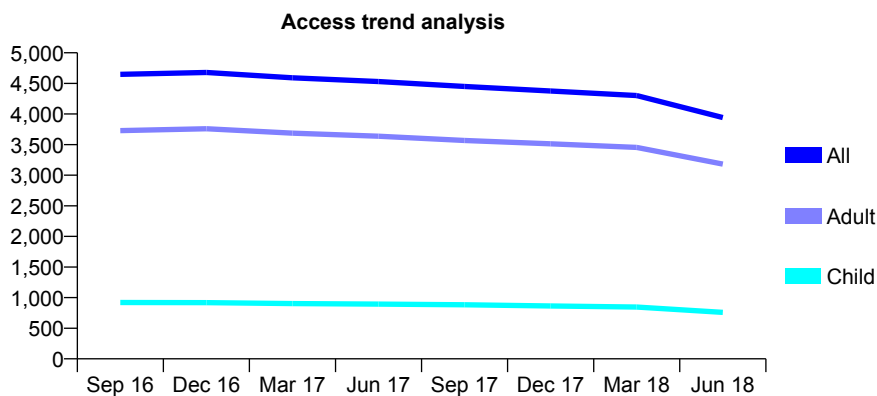
## Q57 - Vital Signs At a Glance Contract Report for 342521/0003 - June 2018

Name or company name	MR J AHMED
Contract type name	GDS Contract
Purpose of contract	General
Contract start date	01/04/2006
Contract end date	

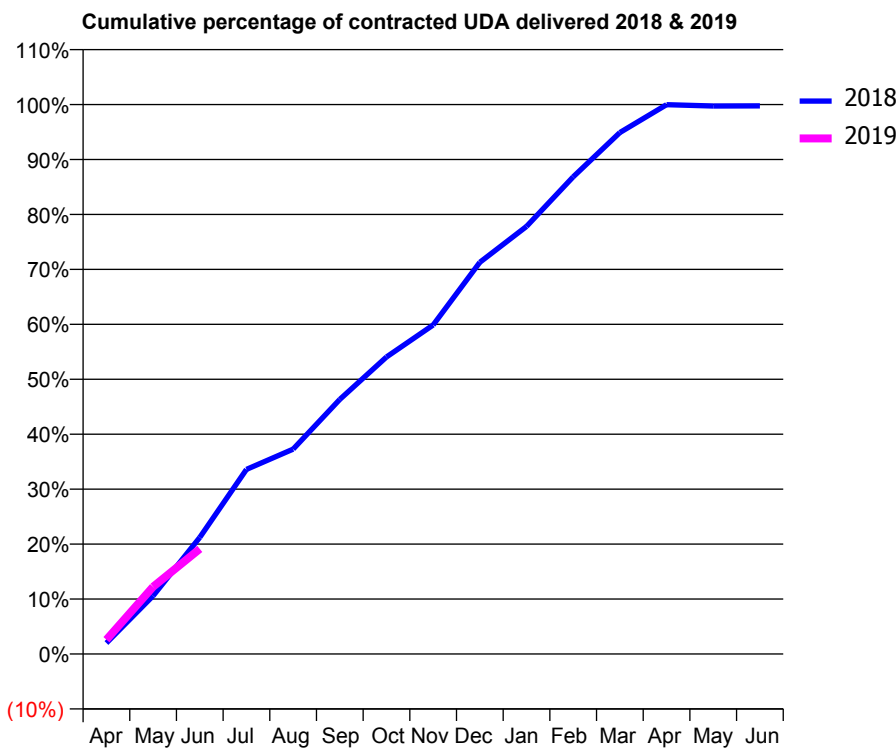
18/19 Contracted general activity (UDA)	13,000
Carry forward general activity (UDA)	0
18/19 Contracted orthodontic activity (UOA)	0
Carry forward orthodontic activity (UOA)	0
Baseline contract value	£331,789.08

### ACCESS\*

Patients seen in 24 months	Total	Change since previous quarter
Quarter ending June 2017	4,531	
Quarter ending September 2017	4,450	↓
Quarter ending December 2017	4,376	↓
Quarter ending March 2018	4,302	↓
Quarter ending June 2018	3,942	↓
<b>Variance since June 2017</b>	<b>(13.0%)</b>	<b>↓</b>



### ACTIVITY



Month	Adjusted Scheduled Activity (UDA)	
	2018	2019
April	260	338
May	1,376	1,592
June	2,758	2,487
July	4,368	
August	4,847	
September	6,025	
October	7,028	
November	7,785	
December	9,268	
January	10,115	
February	11,291	
March	12,336	
April	12,995	
May	12,966	
June	12,967	

### QUALITY

	Quantity	Base Number	Contract	AT	Region	England
% of FP17s for the same patient ID Re-attending within 3 months - Children	15	228	6.6%	9.6%	11.3%	11.5%
% of FP17s for the same patient ID Re-attending within 3 months - Adults	148	1,041	14.2%	14.2%	14.9%	15.4%
% of FP17s for the same patient ID Re-attending between 3 & 9 months - Children	120	228	52.6%	56.4%	60.0%	58.9%
% of FP17s for the same patient ID Re-attending between 3 & 9 months - Adults	588	1,041	56.5%	50.6%	52.6%	51.6%
% of FP17s for Band 1 Urgent Courses	67	992	6.8%	8.3%	7.9%	8.9%
% of FP17s Relating to Free Repair or Replacements	10	992	1.0%	0.7%	0.8%	0.8%
% of FP17s Relating to Continuations	17	992	1.7%	0.9%	0.9%	0.9%
% of Patients satisfied with the dentistry they have received	2	2	N/A	92.7%	93.2%	93.2%
% of Patients satisfied with the time they had to wait for an appointment	2	2	N/A	89.5%	89.1%	88.8%

\* This is based on patients treated on this contract for their most recent course of treatment. Figures in italics indicate the base number of FP17s or Patient Questionnaire responses are less than 100. N/A is shown where the base number of responses is less than 10 during the period. % is calculated as Quantity/Base number\*100



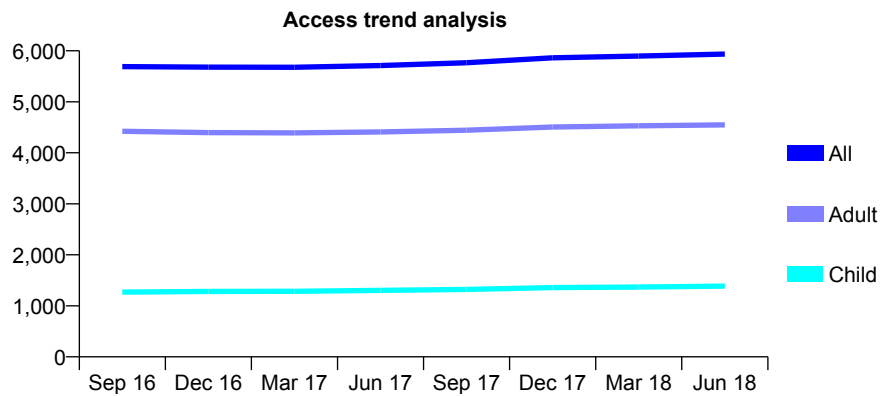
## Q57 - Vital Signs At a Glance Contract Report for 356131/0001 - June 2018

Name or company name	MS J HAFTBARADARAN MOHAMMADI
Contract type name	GDS Contract
Purpose of contract	General
Contract start date	01/04/2006
Contract end date	

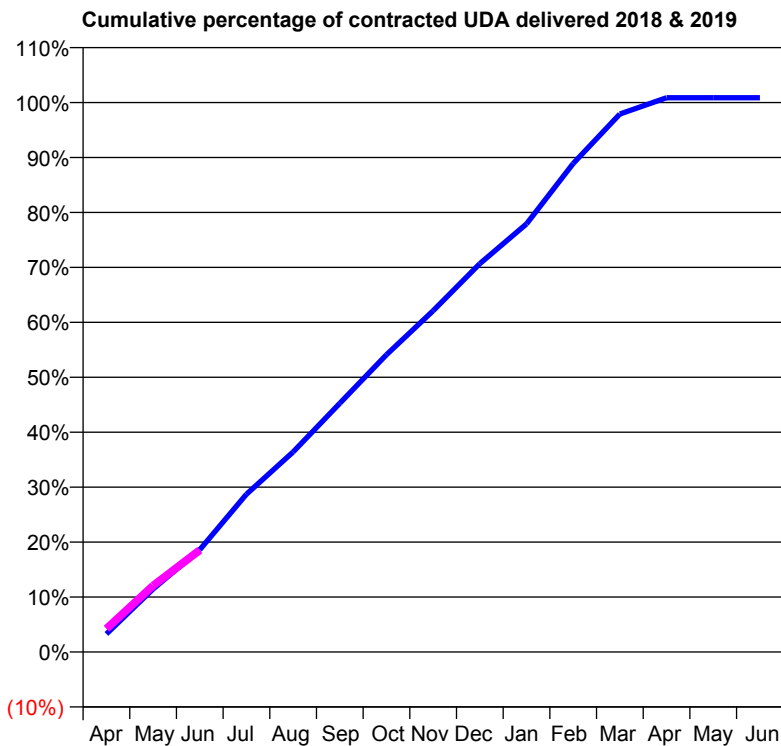
18/19 Contracted general activity (UDA)	20,000
Carry forward general activity (UDA)	0
18/19 Contracted orthodontic activity (UOA)	0
Carry forward orthodontic activity (UOA)	0
Baseline contract value	£493,112.79

### ACCESS\*

Patients seen in 24 months	Total	Change since previous quarter
Quarter ending June 2017	5,711	
Quarter ending September 2017	5,765	→
Quarter ending December 2017	5,863	→
Quarter ending March 2018	5,898	→
Quarter ending June 2018	5,936	→
<b>Variance since June 2017</b>	<b>3.9%</b>	<b>↑</b>



### ACTIVITY



Month	Adjusted Scheduled Activity (UDA)	
	2018	2019
April	658	848
May	2,293	2,412
June	3,724	3,709
July	5,744	
August	7,283	
September	9,053	
October	10,822	
November	12,420	
December	14,135	
January	15,583	
February	17,781	
March	19,579	
April	20,172	
May	20,172	
June	20,172	

### QUALITY

	Quantity	Base Number	Contract	AT	Region	England
% of FP17s for the same patient ID Re-attending within 3 months - Children	49	495	9.9%	9.6%	11.3%	11.5%
% of FP17s for the same patient ID Re-attending within 3 months - Adults	435	1,753	24.8%	14.2%	14.9%	15.4%
% of FP17s for the same patient ID Re-attending between 3 & 9 months - Children	296	495	59.8%	56.4%	60.0%	58.9%
% of FP17s for the same patient ID Re-attending between 3 & 9 months - Adults	956	1,753	54.5%	50.6%	52.6%	51.6%
% of FP17s for Band 1 Urgent Courses	137	1,972	6.9%	8.3%	7.9%	8.9%
% of FP17s Relating to Free Repair or Replacements	29	1,972	1.5%	0.7%	0.8%	0.8%
% of FP17s Relating to Continuations	27	1,972	1.4%	0.9%	0.9%	0.9%
% of Patients satisfied with the dentistry they have received	10	10	100.0%	92.7%	93.2%	93.2%
% of Patients satisfied with the time they had to wait for an appointment	10	10	100.0%	89.5%	89.1%	88.8%

\* This is based on patients treated on this contract for their most recent course of treatment. Figures in italics indicate the base number of FP17s or Patient Questionnaire responses are less than 100. N/A is shown where the base number of responses is less than 10 during the period. % is calculated as Quantity/Base number\*100

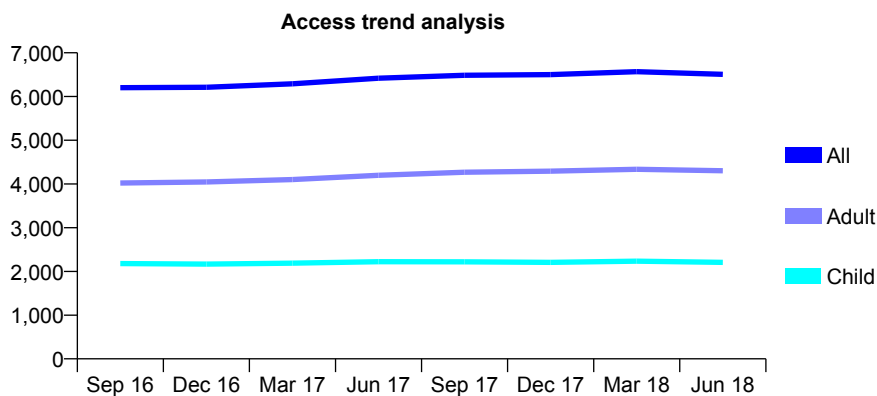
## Q57 - Vital Signs At a Glance Contract Report for 357723/0001 - June 2018

Name or company name	MR AG LADVA
Contract type name	GDS Contract
Purpose of contract	General
Contract start date	01/04/2006
Contract end date	

18/19 Contracted general activity (UDA)	13,311
Carry forward general activity (UDA)	0
18/19 Contracted orthodontic activity (UOA)	0
Carry forward orthodontic activity (UOA)	0
Baseline contract value	£380,643.15

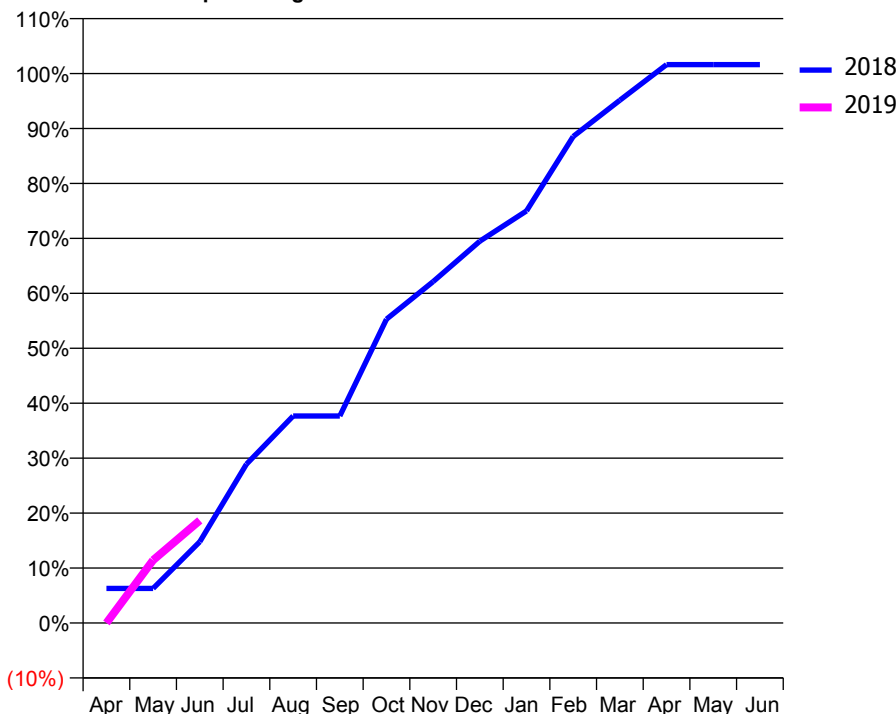
### ACCESS\*

Patients seen in 24 months	Total	Change since previous quarter
Quarter ending June 2017	6,419	
Quarter ending September 2017	6,487	→
Quarter ending December 2017	6,500	→
Quarter ending March 2018	6,569	→
Quarter ending June 2018	6,507	→
<b>Variance since June 2017</b>	<b>1.4%</b>	<b>→</b>



### ACTIVITY

Cumulative percentage of contracted UDA delivered 2018 & 2019



Month	Adjusted Scheduled Activity (UDA)	
	2018	2019
April	839	0
May	839	1,523
June	1,969	2,485
July	3,848	
August	5,015	
September	5,015	
October	7,359	
November	8,271	
December	9,251	
January	9,983	
February	11,787	
March	12,664	
April	13,526	
May	13,526	
June	13,526	

### QUALITY

	Quantity	Base Number	Contract	AT	Region	England
% of FP17s for the same patient ID Re-attending within 3 months - Children	34	679	5.0%	9.6%	11.3%	11.5%
% of FP17s for the same patient ID Re-attending within 3 months - Adults	122	1,218	10.0%	14.2%	14.9%	15.4%
% of FP17s for the same patient ID Re-attending between 3 & 9 months - Children	337	679	49.6%	56.4%	60.0%	58.9%
% of FP17s for the same patient ID Re-attending between 3 & 9 months - Adults	573	1,218	47.0%	50.6%	52.6%	51.6%
% of FP17s for Band 1 Urgent Courses	69	1,444	4.8%	8.3%	7.9%	8.9%
% of FP17s Relating to Free Repair or Replacements	1	1,444	0.1%	0.7%	0.8%	0.8%
% of FP17s Relating to Continuations	22	1,444	1.5%	0.9%	0.9%	0.9%
% of Patients satisfied with the dentistry they have received	5	5	N/A	92.7%	93.2%	93.2%
% of Patients satisfied with the time they had to wait for an appointment	5	5	N/A	89.5%	89.1%	88.8%

\* This is based on patients treated on this contract for their most recent course of treatment. Figures in italics indicate the base number of FP17s or Patient Questionnaire responses are less than 100. N/A is shown where the base number of responses is less than 10 during the period. % is calculated as Quantity/Base number\*100

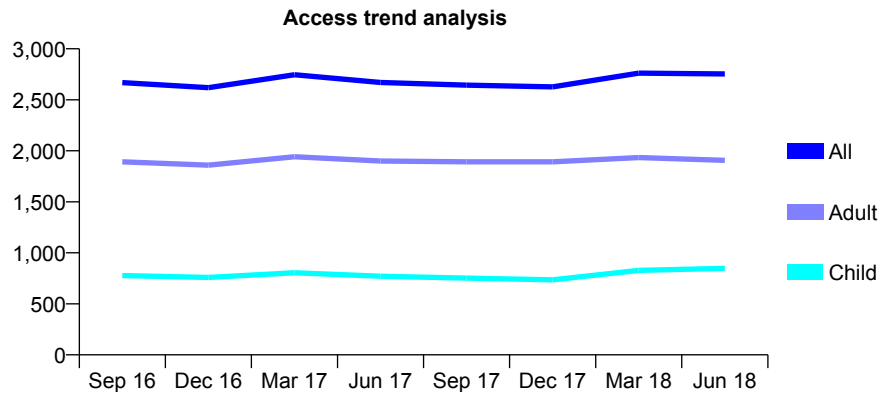
## Q57 - Vital Signs At a Glance Contract Report for 358525/0001 - June 2018

Name or company name	MRS OM AROWOJOLU
Contract type name	GDS Contract
Purpose of contract	General
Contract start date	01/04/2006
Contract end date	

18/19 Contracted general activity (UDA)	6,800
Carry forward general activity (UDA)	0
18/19 Contracted orthodontic activity (UOA)	0
Carry forward orthodontic activity (UOA)	0
Baseline contract value	£193,687.55

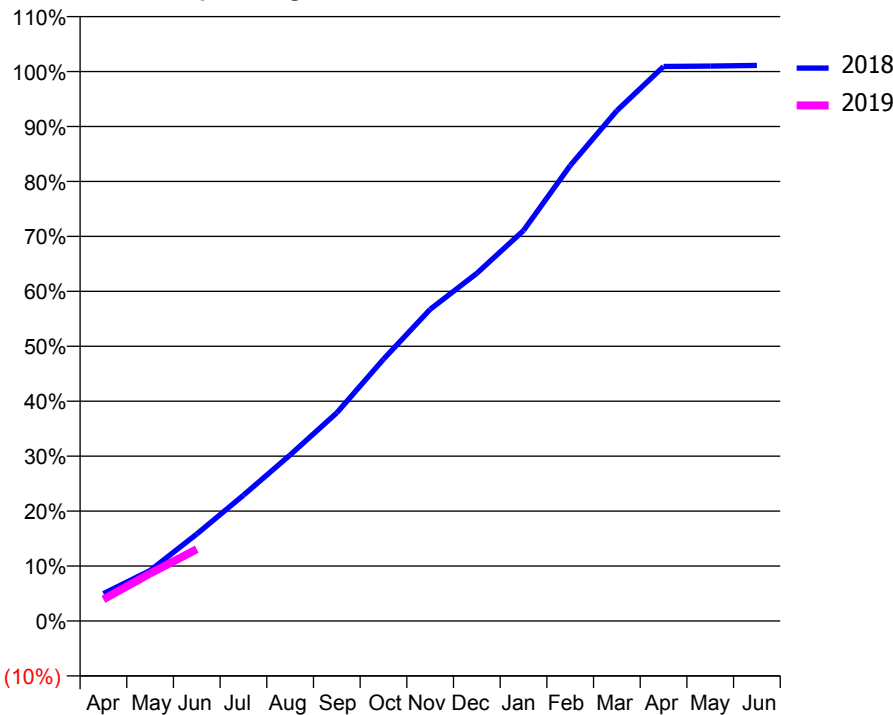
### ACCESS\*

Patients seen in 24 months	Total	Change since previous quarter
Quarter ending June 2017	2,670	
Quarter ending September 2017	2,644	→
Quarter ending December 2017	2,627	→
Quarter ending March 2018	2,762	↑
Quarter ending June 2018	2,754	→
<b>Variance since June 2017</b>	<b>3.1%</b>	<b>↑</b>



### ACTIVITY

Cumulative percentage of contracted UDA delivered 2018 & 2019



Month	Adjusted Scheduled Activity (UDA)	
	2018	2019
April	339	268
May	624	589
June	1,076	889
July	1,558	
August	2,056	
September	2,577	
October	3,240	
November	3,857	
December	4,303	
January	4,832	
February	5,637	
March	6,316	
April	6,863	
May	6,868	
June	6,876	

### QUALITY

	Quantity	Base Number	Contract	AT	Region	England
% of FP17s for the same patient ID Re-attending within 3 months - Children	9	202	4.5%	9.6%	11.3%	11.5%
% of FP17s for the same patient ID Re-attending within 3 months - Adults	54	479	11.3%	14.2%	14.9%	15.4%
% of FP17s for the same patient ID Re-attending between 3 & 9 months - Children	82	202	40.6%	56.4%	60.0%	58.9%
% of FP17s for the same patient ID Re-attending between 3 & 9 months - Adults	208	479	43.4%	50.6%	52.6%	51.6%
% of FP17s for Band 1 Urgent Courses	24	531	4.5%	8.3%	7.9%	8.9%
% of FP17s Relating to Free Repair or Replacements	14	531	2.6%	0.7%	0.8%	0.8%
% of FP17s Relating to Continuations	7	531	1.3%	0.9%	0.9%	0.9%
% of Patients satisfied with the dentistry they have received	3	3	N/A	92.7%	93.2%	93.2%
% of Patients satisfied with the time they had to wait for an appointment	3	3	N/A	89.5%	89.1%	88.8%

\* This is based on patients treated on this contract for their most recent course of treatment. Figures in italics indicate the base number of FP17s or Patient Questionnaire responses are less than 100. N/A is shown where the base number of responses is less than 10 during the period. % is calculated as Quantity/Base number\*100

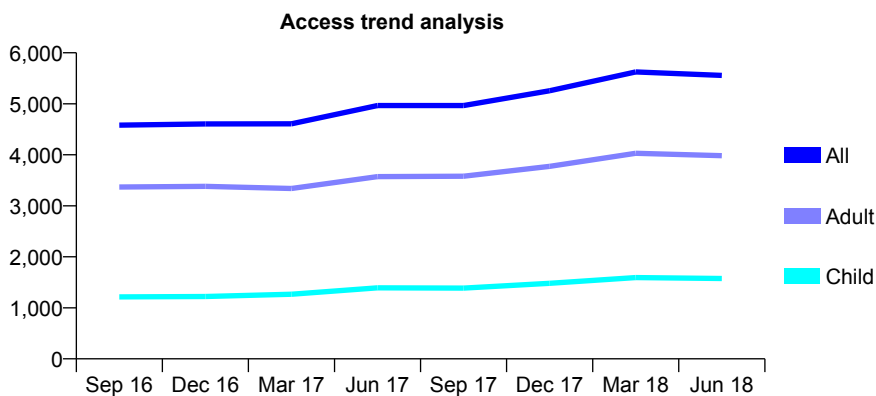
## Q57 - Vital Signs At a Glance Contract Report for 359270/0002 - June 2018

Name or company name	MR AF RAI
Contract type name	GDS Contract
Purpose of contract	General
Contract start date	01/02/2009
Contract end date	

18/19 Contracted general activity (UDA)	12,000
Carry forward general activity (UDA)	0
18/19 Contracted orthodontic activity (UOA)	0
Carry forward orthodontic activity (UOA)	0
Baseline contract value	£291,792.85

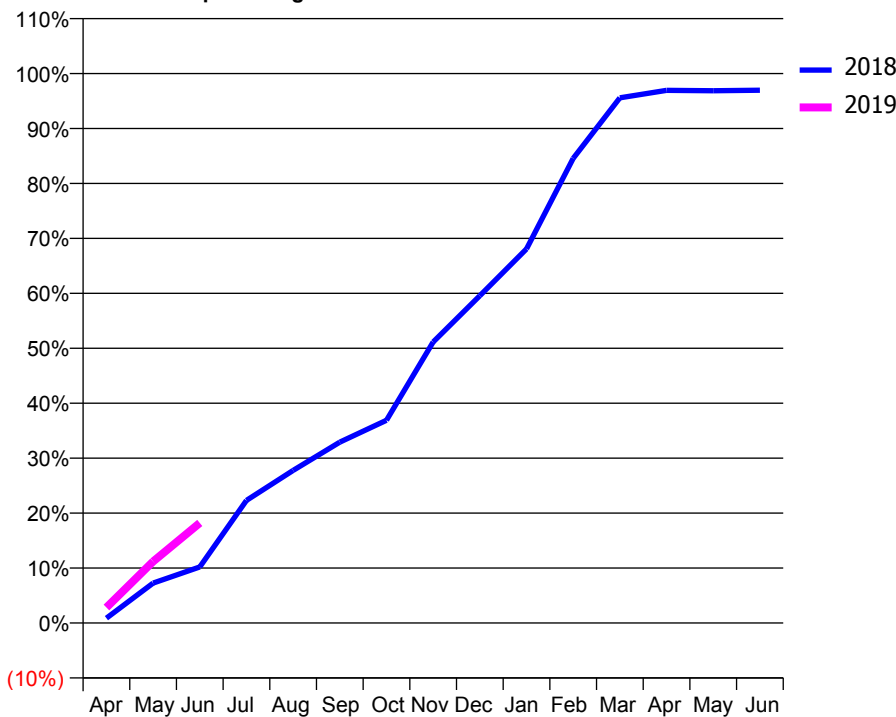
### ACCESS\*

Patients seen in 24 months	Total	Change since previous quarter
Quarter ending June 2017	4,966	
Quarter ending September 2017	4,966	→
Quarter ending December 2017	5,255	↑
Quarter ending March 2018	5,625	↑
Quarter ending June 2018	5,558	↓
<b>Variance since June 2017</b>	<b>11.9%</b>	<b>↑</b>



### ACTIVITY

Cumulative percentage of contracted UDA delivered 2018 & 2019



Month	Adjusted Scheduled Activity (UDA)	
	2018	2019
April	106	339
May	873	1,343
June	1,225	2,186
July	2,676	
August	3,333	
September	3,951	
October	4,428	
November	6,138	
December	7,148	
January	8,170	
February	10,148	
March	11,469	
April	11,633	
May	11,624	
June	11,635	

### QUALITY

	Quantity	Base Number	Contract	AT	Region	England
% of FP17s for the same patient ID Re-attending within 3 months - Children	30	430	7.0%	9.6%	11.3%	11.5%
% of FP17s for the same patient ID Re-attending within 3 months - Adults	117	873	13.4%	14.2%	14.9%	15.4%
% of FP17s for the same patient ID Re-attending between 3 & 9 months - Children	209	430	48.6%	56.4%	60.0%	58.9%
% of FP17s for the same patient ID Re-attending between 3 & 9 months - Adults	369	873	42.3%	50.6%	52.6%	51.6%
% of FP17s for Band 1 Urgent Courses	91	1,232	7.4%	8.3%	7.9%	8.9%
% of FP17s Relating to Free Repair or Replacements	10	1,232	0.8%	0.7%	0.8%	0.8%
% of FP17s Relating to Continuations	15	1,232	1.2%	0.9%	0.9%	0.9%
% of Patients satisfied with the dentistry they have received	4	5	N/A	92.7%	93.2%	93.2%
% of Patients satisfied with the time they had to wait for an appointment	5	5	N/A	89.5%	89.1%	88.8%

\* This is based on patients treated on this contract for their most recent course of treatment. Figures in italics indicate the base number of FP17s or Patient Questionnaire responses are less than 100. N/A is shown where the base number of responses is less than 10 during the period. % is calculated as Quantity/Base number\*100

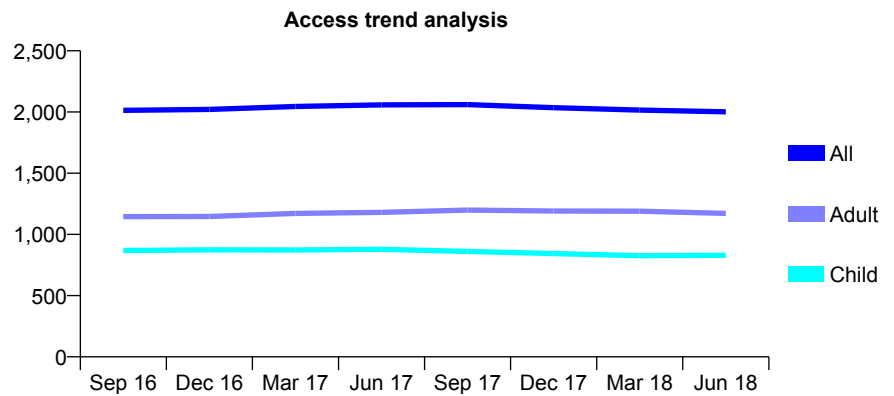
## Q57 - Vital Signs At a Glance Contract Report for 366277/0001 - June 2018

Name or company name	MR SV SHAH
Contract type name	GDS Contract
Purpose of contract	General
Contract start date	01/02/2014
Contract end date	

18/19 Contracted general activity (UDA)	4,000
Carry forward general activity (UDA)	0
18/19 Contracted orthodontic activity (UOA)	0
Carry forward orthodontic activity (UOA)	0
Baseline contract value	£102,140.67

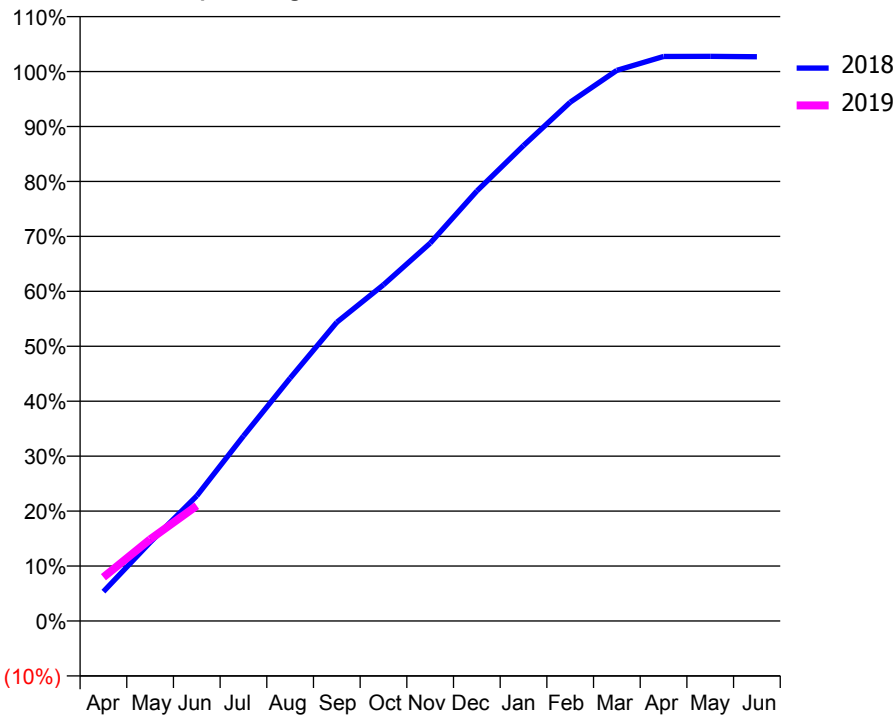
### ACCESS\*

Patients seen in 24 months	Total	Change since previous quarter
Quarter ending June 2017	2,058	
Quarter ending September 2017	2,060	→
Quarter ending December 2017	2,035	↓
Quarter ending March 2018	2,016	→
Quarter ending June 2018	2,002	→
<b>Variance since June 2017</b>	<b>(2.7%)</b>	<b>↓</b>



### ACTIVITY

Cumulative percentage of contracted UDA delivered 2018 & 2019



Adjusted Scheduled Activity (UDA)		
Month	2018	2019
April	214	319
May	572	595
June	911	840
July	1,347	
August	1,768	
September	2,175	
October	2,448	
November	2,750	
December	3,130	
January	3,461	
February	3,777	
March	4,009	
April	4,110	
May	4,111	
June	4,108	

### QUALITY

	Quantity	Base Number	Contract	AT	Region	England
% of FP17s for the same patient ID Re-attending within 3 months - Children	12	343	3.5%	9.6%	11.3%	11.5%
% of FP17s for the same patient ID Re-attending within 3 months - Adults	27	324	8.3%	14.2%	14.9%	15.4%
% of FP17s for the same patient ID Re-attending between 3 & 9 months - Children	219	343	63.8%	56.4%	60.0%	58.9%
% of FP17s for the same patient ID Re-attending between 3 & 9 months - Adults	176	324	54.3%	50.6%	52.6%	51.6%
% of FP17s for Band 1 Urgent Courses	13	596	2.2%	8.3%	7.9%	8.9%
% of FP17s Relating to Free Repair or Replacements	4	596	0.7%	0.7%	0.8%	0.8%
% of FP17s Relating to Continuations	0	596	0.0%	0.9%	0.9%	0.9%
% of Patients satisfied with the dentistry they have received	0	0	N/A	92.7%	93.2%	93.2%
% of Patients satisfied with the time they had to wait for an appointment	0	0	N/A	89.5%	89.1%	88.8%

\* This is based on patients treated on this contract for their most recent course of treatment. Figures in italics indicate the base number of FP17s or Patient Questionnaire responses are less than 100. N/A is shown where the base number of responses is less than 10 during the period. % is calculated as Quantity/Base number\*100

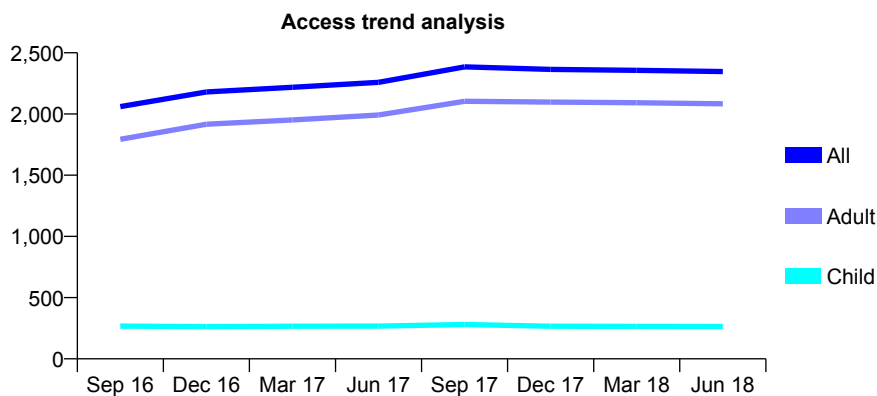
## Q57 - Vital Signs At a Glance Contract Report for 398632/0001 - June 2018

Name or company name	MR R PATEL
Contract type name	GDS Contract
Purpose of contract	General
Contract start date	01/10/2015
Contract end date	

18/19 Contracted general activity (UDA)	8,384
Carry forward general activity (UDA)	0
18/19 Contracted orthodontic activity (UOA)	0
Carry forward orthodontic activity (UOA)	0
Baseline contract value	£189,320.25

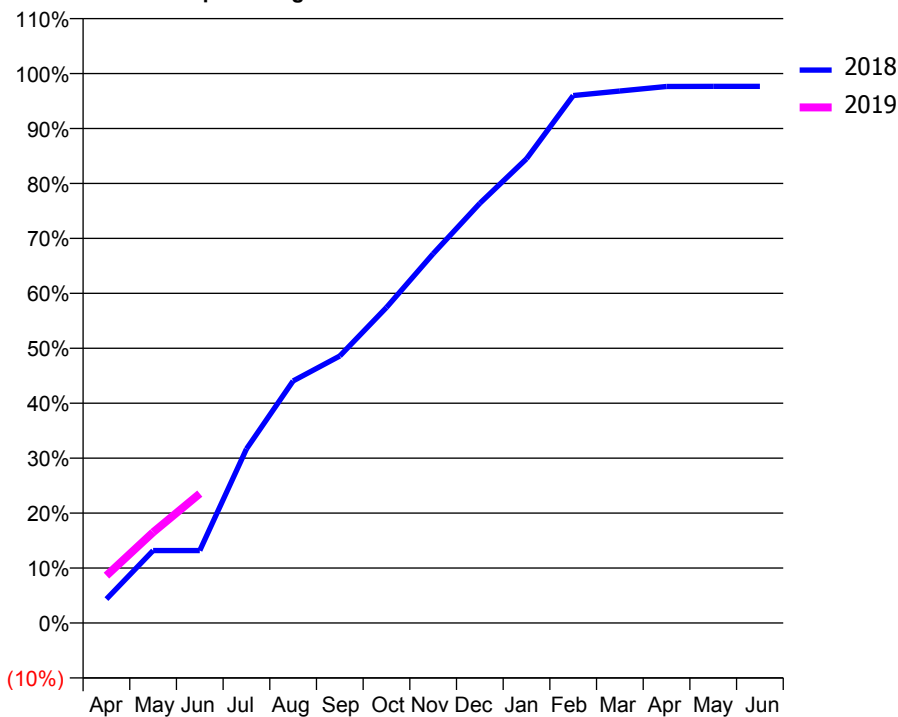
### ACCESS\*

Patients seen in 24 months	Total	Change since previous quarter
Quarter ending June 2017	2,259	
Quarter ending September 2017	2,385	↑
Quarter ending December 2017	2,364	→
Quarter ending March 2018	2,357	→
Quarter ending June 2018	2,347	→
<b>Variance since June 2017</b>	<b>3.9%</b>	<b>↑</b>



### ACTIVITY

Cumulative percentage of contracted UDA delivered 2018 & 2019



Month	Adjusted Scheduled Activity (UDA)	
	2018	2019
April	366	722
May	1,107	1,385
June	1,107	1,975
July	2,656	
August	3,694	
September	4,075	
October	4,815	
November	5,635	
December	6,404	
January	7,083	
February	8,048	
March	8,117	
April	8,186	
May	8,187	
June	8,187	

### QUALITY

	Quantity	Base Number	Contract	AT	Region	England
% of FP17s for the same patient ID Re-attending within 3 months - Children	4	119	3.4%	9.6%	11.3%	11.5%
% of FP17s for the same patient ID Re-attending within 3 months - Adults	144	847	17.0%	14.2%	14.9%	15.4%
% of FP17s for the same patient ID Re-attending between 3 & 9 months - Children	82	119	68.9%	56.4%	60.0%	58.9%
% of FP17s for the same patient ID Re-attending between 3 & 9 months - Adults	602	847	71.1%	50.6%	52.6%	51.6%
% of FP17s for Band 1 Urgent Courses	108	936	11.5%	8.3%	7.9%	8.9%
% of FP17s Relating to Free Repair or Replacements	15	936	1.6%	0.7%	0.8%	0.8%
% of FP17s Relating to Continuations	15	936	1.6%	0.9%	0.9%	0.9%
% of Patients satisfied with the dentistry they have received	7	7	N/A	92.7%	93.2%	93.2%
% of Patients satisfied with the time they had to wait for an appointment	7	7	N/A	89.5%	89.1%	88.8%

\* This is based on patients treated on this contract for their most recent course of treatment. Figures in italics indicate the base number of FP17s or Patient Questionnaire responses are less than 100. N/A is shown where the base number of responses is less than 10 during the period. % is calculated as Quantity/Base number\*100

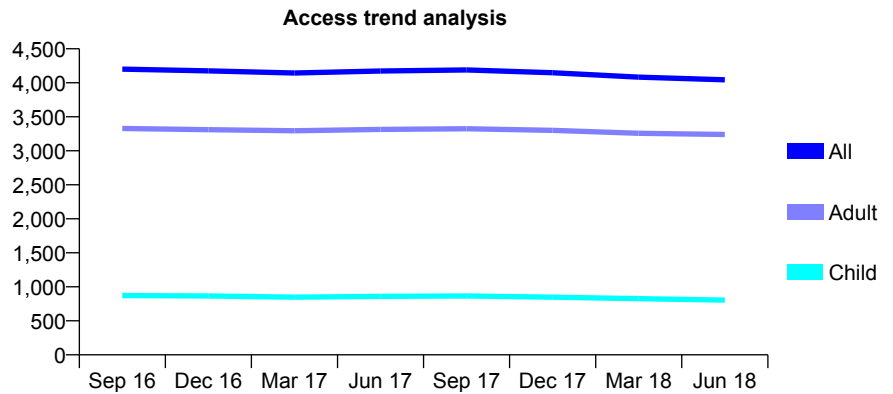
## Q57 - Vital Signs At a Glance Contract Report for 567140/0001 - June 2018

Name or company name	MR SA NAJEFI
Contract type name	GDS Contract
Purpose of contract	General
Contract start date	01/04/2006
Contract end date	

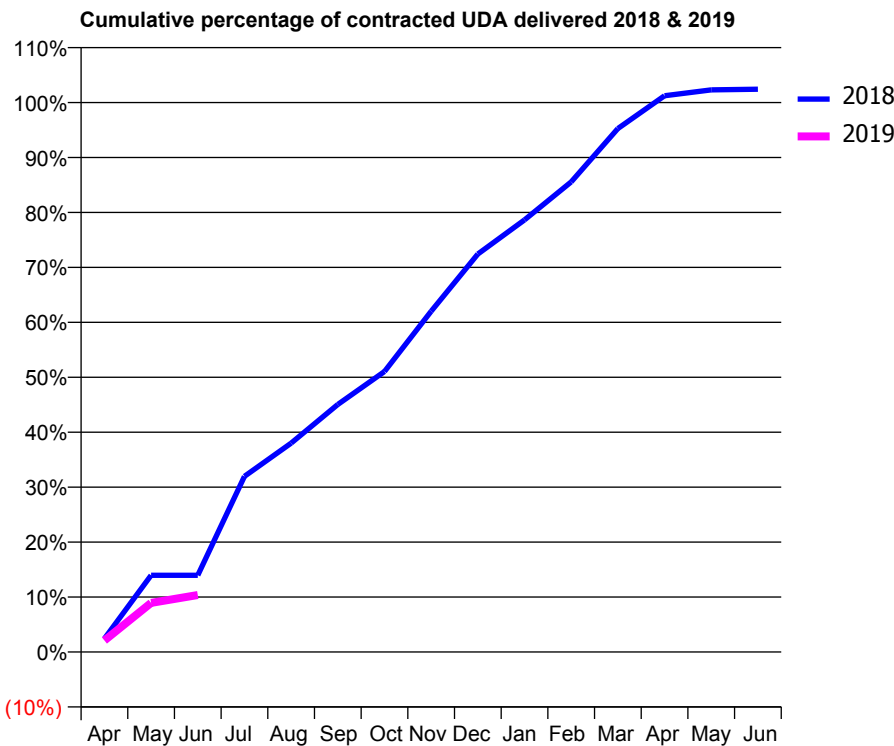
18/19 Contracted general activity (UDA)	10,836
Carry forward general activity (UDA)	0
18/19 Contracted orthodontic activity (UOA)	0
Carry forward orthodontic activity (UOA)	0
Baseline contract value	£266,451.74

### ACCESS\*

Patients seen in 24 months	Total	Change since previous quarter
Quarter ending June 2017	4,173	
Quarter ending September 2017	4,190	→
Quarter ending December 2017	4,149	→
Quarter ending March 2018	4,084	↓
Quarter ending June 2018	4,045	→
<b>Variance since June 2017</b>	<b>(3.1%)</b>	<b>↓</b>



### ACTIVITY



Month	Adjusted Scheduled Activity (UDA)	
	2018	2019
April	264	229
May	1,512	969
June	1,512	1,123
July	3,464	
August	4,119	
September	4,881	
October	5,532	
November	6,720	
December	7,849	
January	8,521	
February	9,270	
March	10,323	
April	10,968	
May	11,085	
June	11,097	

### QUALITY

	Quantity	Base Number	Contract	AT	Region	England
% of FP17s for the same patient ID Re-attending within 3 months - Children	21	247	8.5%	9.6%	11.3%	11.5%
% of FP17s for the same patient ID Re-attending within 3 months - Adults	139	924	15.0%	14.2%	14.9%	15.4%
% of FP17s for the same patient ID Re-attending between 3 & 9 months - Children	143	247	57.9%	56.4%	60.0%	58.9%
% of FP17s for the same patient ID Re-attending between 3 & 9 months - Adults	618	924	66.9%	50.6%	52.6%	51.6%
% of FP17s for Band 1 Urgent Courses	81	742	10.9%	8.3%	7.9%	8.9%
% of FP17s Relating to Free Repair or Replacements	4	742	0.5%	0.7%	0.8%	0.8%
% of FP17s Relating to Continuations	0	742	0.0%	0.9%	0.9%	0.9%
% of Patients satisfied with the dentistry they have received	4	4	N/A	92.7%	93.2%	93.2%
% of Patients satisfied with the time they had to wait for an appointment	3	4	N/A	89.5%	89.1%	88.8%

\* This is based on patients treated on this contract for their most recent course of treatment. Figures in italics indicate the base number of FP17s or Patient Questionnaire responses are less than 100. N/A is shown where the base number of responses is less than 10 during the period. % is calculated as Quantity/Base number\*100

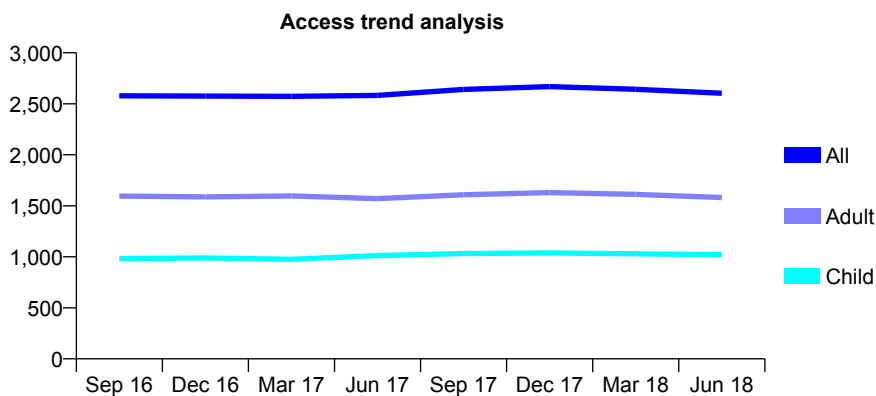
## Q57 - Vital Signs At a Glance Contract Report for 570184/0001 - June 2018

Name or company name	MRS BI HELLYAR
Contract type name	GDS Contract
Purpose of contract	General
Contract start date	01/04/2006
Contract end date	

18/19 Contracted general activity (UDA)	7,174
Carry forward general activity (UDA)	0
18/19 Contracted orthodontic activity (UOA)	0
Carry forward orthodontic activity (UOA)	0
Baseline contract value	£184,583.36

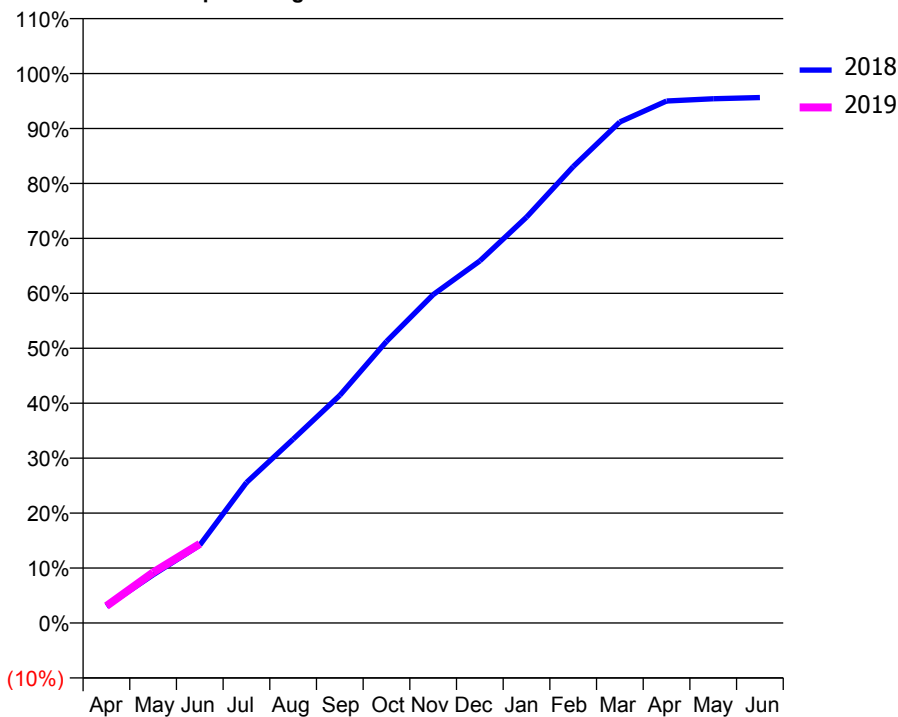
### ACCESS\*

Patients seen in 24 months	Total	Change since previous quarter
Quarter ending June 2017	2,582	
Quarter ending September 2017	2,641	↑
Quarter ending December 2017	2,669	→
Quarter ending March 2018	2,642	↓
Quarter ending June 2018	2,603	↓
<b>Variance since June 2017</b>	<b>0.8%</b>	<b>→</b>



### ACTIVITY

Cumulative percentage of contracted UDA delivered 2018 & 2019



Adjusted Scheduled Activity (UDA)		
Month	2018	2019
April	219	222
May	629	660
June	1,017	1,034
July	1,834	
August	2,401	
September	2,972	
October	3,675	
November	4,287	
December	4,728	
January	5,299	
February	5,958	
March	6,542	
April	6,814	
May	6,845	
June	6,860	

### QUALITY

	Quantity	Base Number	Contract	AT	Region	England
% of FP17s for the same patient ID Re-attending within 3 months - Children	14	224	6.3%	9.6%	11.3%	11.5%
% of FP17s for the same patient ID Re-attending within 3 months - Adults	53	390	13.6%	14.2%	14.9%	15.4%
% of FP17s for the same patient ID Re-attending between 3 & 9 months - Children	76	224	33.9%	56.4%	60.0%	58.9%
% of FP17s for the same patient ID Re-attending between 3 & 9 months - Adults	212	390	54.4%	50.6%	52.6%	51.6%
% of FP17s for Band 1 Urgent Courses	73	521	14.0%	8.3%	7.9%	8.9%
% of FP17s Relating to Free Repair or Replacements	6	521	1.2%	0.7%	0.8%	0.8%
% of FP17s Relating to Continuations	5	521	1.0%	0.9%	0.9%	0.9%
% of Patients satisfied with the dentistry they have received	1	1	N/A	92.7%	93.2%	93.2%
% of Patients satisfied with the time they had to wait for an appointment	1	1	N/A	89.5%	89.1%	88.8%

\* This is based on patients treated on this contract for their most recent course of treatment. Figures in italics indicate the base number of FP17s or Patient Questionnaire responses are less than 100. N/A is shown where the base number of responses is less than 10 during the period. % is calculated as Quantity/Base number\*100



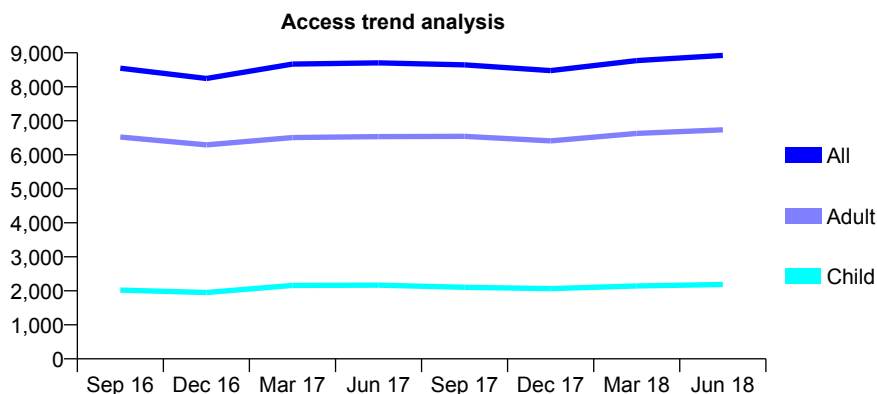
## Q57 - Vital Signs At a Glance Contract Report for 573310/0001 - June 2018

Name or company name	MR R PRASHAR
Contract type name	GDS Contract
Purpose of contract	General
Contract start date	01/04/2006
Contract end date	

18/19 Contracted general activity (UDA)	22,381
Carry forward general activity (UDA)	0
18/19 Contracted orthodontic activity (UOA)	0
Carry forward orthodontic activity (UOA)	0
Baseline contract value	£596,671.76

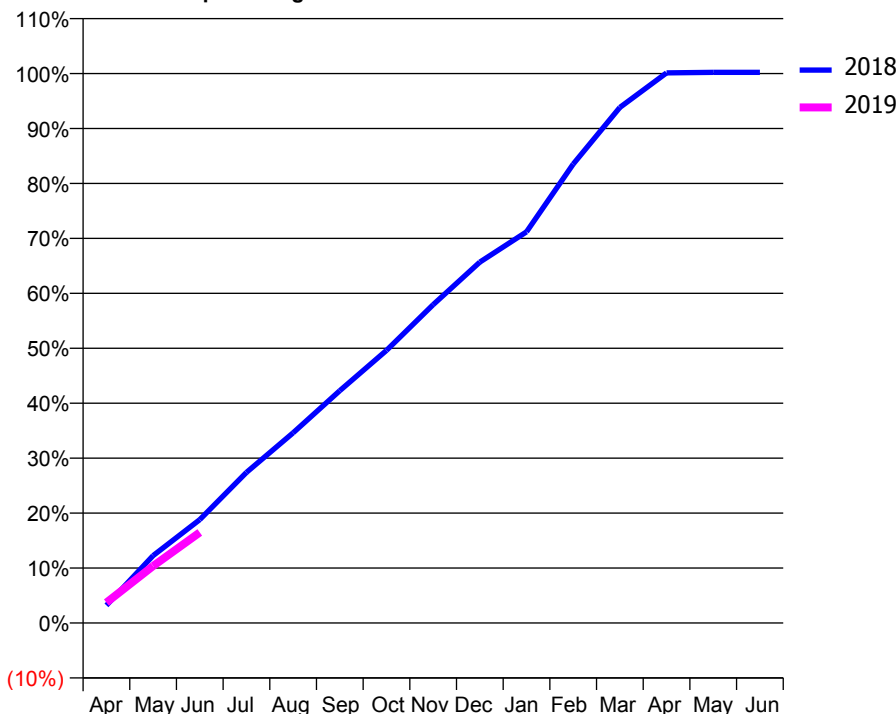
### ACCESS\*

Patients seen in 24 months	Total	Change since previous quarter
Quarter ending June 2017	8,705	
Quarter ending September 2017	8,644	→
Quarter ending December 2017	8,476	↓
Quarter ending March 2018	8,772	↑
Quarter ending June 2018	8,925	→
<b>Variance since June 2017</b>	<b>2.5%</b>	<b>↑</b>



### ACTIVITY

Cumulative percentage of contracted UDA delivered 2018 & 2019



Adjusted Scheduled Activity (UDA)

Month	2018	2019
April	721	833
May	2,747	2,323
June	4,212	3,689
July	6,134	
August	7,748	
September	9,464	
October	11,102	
November	12,968	
December	14,697	
January	15,931	
February	18,692	
March	21,000	
April	22,408	
May	22,429	
June	22,428	

### QUALITY

	Quantity	Base Number	Contract	AT	Region	England
% of FP17s for the same patient ID Re-attending within 3 months - Children	65	685	9.5%	9.6%	11.3%	11.5%
% of FP17s for the same patient ID Re-attending within 3 months - Adults	374	1,967	19.0%	14.2%	14.9%	15.4%
% of FP17s for the same patient ID Re-attending between 3 & 9 months - Children	335	685	48.9%	56.4%	60.0%	58.9%
% of FP17s for the same patient ID Re-attending between 3 & 9 months - Adults	775	1,967	39.4%	50.6%	52.6%	51.6%
% of FP17s for Band 1 Urgent Courses	477	2,179	21.9%	8.3%	7.9%	8.9%
% of FP17s Relating to Free Repair or Replacements	5	2,179	0.2%	0.7%	0.8%	0.8%
% of FP17s Relating to Continuations	7	2,179	0.3%	0.9%	0.9%	0.9%
% of Patients satisfied with the dentistry they have received	4	5	N/A	92.7%	93.2%	93.2%
% of Patients satisfied with the time they had to wait for an appointment	3	5	N/A	89.5%	89.1%	88.8%

\* This is based on patients treated on this contract for their most recent course of treatment. Figures in italics indicate the base number of FP17s or Patient Questionnaire responses are less than 100. N/A is shown where the base number of responses is less than 10 during the period. % is calculated as Quantity/Base number\*100

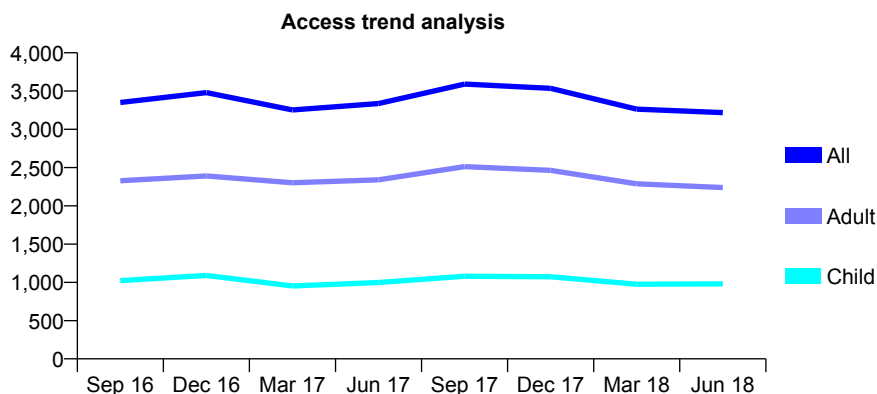
## Q57 - Vital Signs At a Glance Contract Report for 573310/0003 - June 2018

Name or company name	MR R PRASHAR
Contract type name	GDS Contract
Purpose of contract	General
Contract start date	01/07/2009
Contract end date	

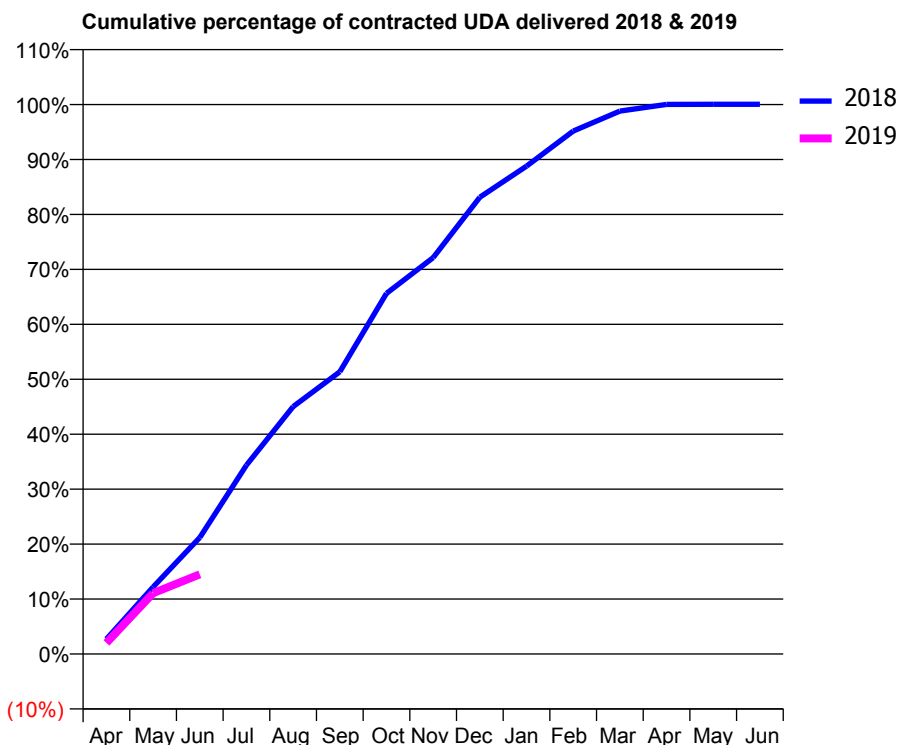
18/19 Contracted general activity (UDA)	7,000
Carry forward general activity (UDA)	0
18/19 Contracted orthodontic activity (UOA)	0
Carry forward orthodontic activity (UOA)	0
Baseline contract value	£183,241.06

### ACCESS\*

Patients seen in 24 months	Total	Change since previous quarter
Quarter ending June 2017	3,337	
Quarter ending September 2017	3,591	↑
Quarter ending December 2017	3,536	↓
Quarter ending March 2018	3,263	↓
Quarter ending June 2018	3,218	↓
<b>Variance since June 2017</b>	<b>(3.6%)</b>	<b>↓</b>



### ACTIVITY



Month	Adjusted Scheduled Activity (UDA)	
	2018	2019
April	191	142
May	853	775
June	1,483	1,015
July	2,407	
August	3,152	
September	3,596	
October	4,594	
November	5,049	
December	5,820	
January	6,215	
February	6,661	
March	6,915	
April	7,001	
May	7,003	
June	7,003	

### QUALITY

	Quantity	Base Number	Contract	AT	Region	England
% of FP17s for the same patient ID Re-attending within 3 months - Children	6	315	1.9%	9.6%	11.3%	11.5%
% of FP17s for the same patient ID Re-attending within 3 months - Adults	31	491	6.3%	14.2%	14.9%	15.4%
% of FP17s for the same patient ID Re-attending between 3 & 9 months - Children	131	315	41.6%	56.4%	60.0%	58.9%
% of FP17s for the same patient ID Re-attending between 3 & 9 months - Adults	202	491	41.1%	50.6%	52.6%	51.6%
% of FP17s for Band 1 Urgent Courses	101	764	13.2%	8.3%	7.9%	8.9%
% of FP17s Relating to Free Repair or Replacements	0	764	0.0%	0.7%	0.8%	0.8%
% of FP17s Relating to Continuations	0	764	0.0%	0.9%	0.9%	0.9%
% of Patients satisfied with the dentistry they have received	2	2	N/A	92.7%	93.2%	93.2%
% of Patients satisfied with the time they had to wait for an appointment	2	2	N/A	89.5%	89.1%	88.8%

\* This is based on patients treated on this contract for their most recent course of treatment. Figures in italics indicate the base number of FP17s or Patient Questionnaire responses are less than 100. N/A is shown where the base number of responses is less than 10 during the period. % is calculated as Quantity/Base number\*100

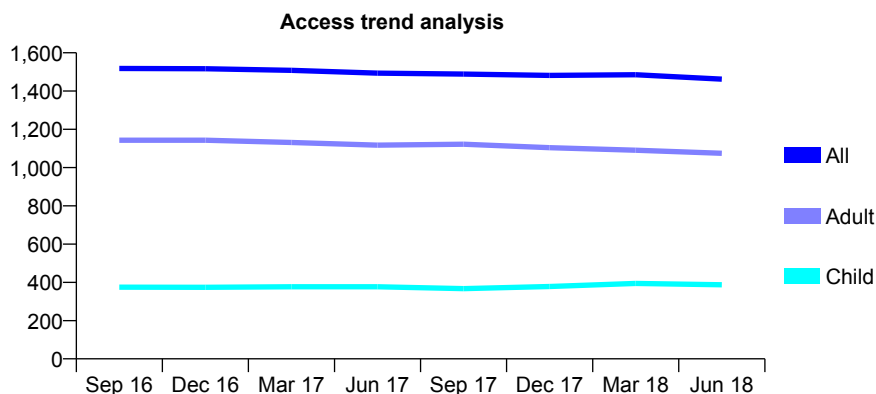
## Q57 - Vital Signs At a Glance Contract Report for 574732/0002 - June 2018

Name or company name	MR B LILADHAR
Contract type name	GDS Contract
Purpose of contract	General
Contract start date	01/04/2006
Contract end date	

18/19 Contracted general activity (UDA)	4,500
Carry forward general activity (UDA)	0
18/19 Contracted orthodontic activity (UOA)	0
Carry forward orthodontic activity (UOA)	0
Baseline contract value	£125,635.45

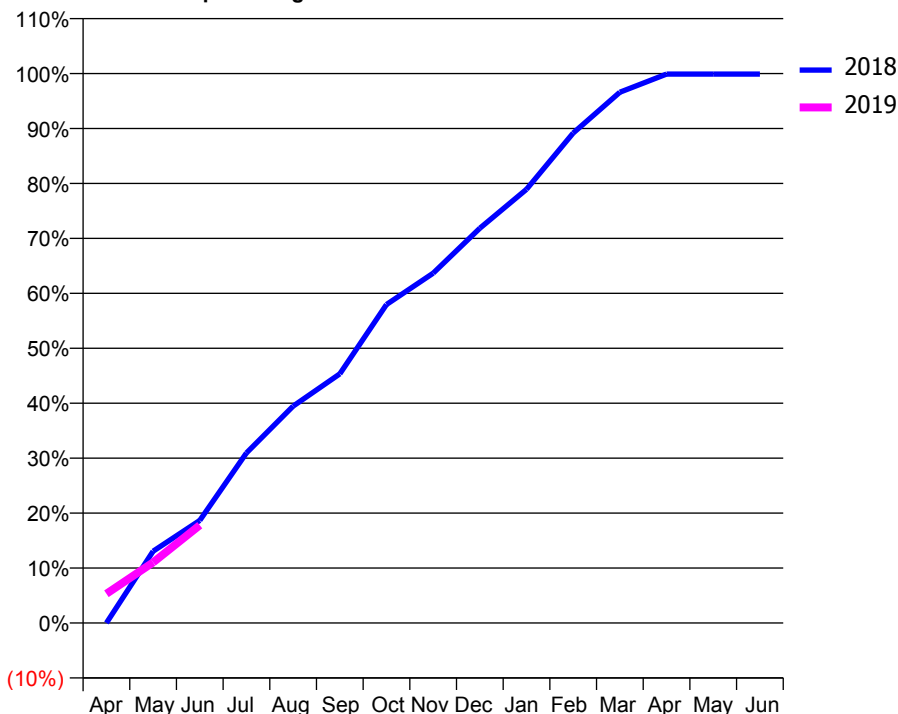
### ACCESS\*

Patients seen in 24 months	Total	Change since previous quarter
Quarter ending June 2017	1,494	
Quarter ending September 2017	1,489	→
Quarter ending December 2017	1,482	→
Quarter ending March 2018	1,485	→
Quarter ending June 2018	1,462	↓
<b>Variance since June 2017</b>	<b>(2.1%)</b>	<b>↓</b>



### ACTIVITY

Cumulative percentage of contracted UDA delivered 2018 & 2019



Adjusted Scheduled Activity (UDA)

Month	2018	2019
April	-1	240
May	588	497
June	840	801
July	1,393	
August	1,776	
September	2,041	
October	2,608	
November	2,865	
December	3,233	
January	3,552	
February	4,013	
March	4,346	
April	4,495	
May	4,495	
June	4,495	

### QUALITY

	Quantity	Base Number	Contract	AT	Region	England
% of FP17s for the same patient ID Re-attending within 3 months - Children	19	140	13.6%	9.6%	11.3%	11.5%
% of FP17s for the same patient ID Re-attending within 3 months - Adults	37	330	11.2%	14.2%	14.9%	15.4%
% of FP17s for the same patient ID Re-attending between 3 & 9 months - Children	88	140	62.9%	56.4%	60.0%	58.9%
% of FP17s for the same patient ID Re-attending between 3 & 9 months - Adults	200	330	60.6%	50.6%	52.6%	51.6%
% of FP17s for Band 1 Urgent Courses	17	414	4.1%	8.3%	7.9%	8.9%
% of FP17s Relating to Free Repair or Replacements	3	414	0.7%	0.7%	0.8%	0.8%
% of FP17s Relating to Continuations	1	414	0.2%	0.9%	0.9%	0.9%
% of Patients satisfied with the dentistry they have received	2	2	N/A	92.7%	93.2%	93.2%
% of Patients satisfied with the time they had to wait for an appointment	2	2	N/A	89.5%	89.1%	88.8%

\* This is based on patients treated on this contract for their most recent course of treatment. Figures in italics indicate the base number of FP17s or Patient Questionnaire responses are less than 100. N/A is shown where the base number of responses is less than 10 during the period. % is calculated as Quantity/Base number\*100

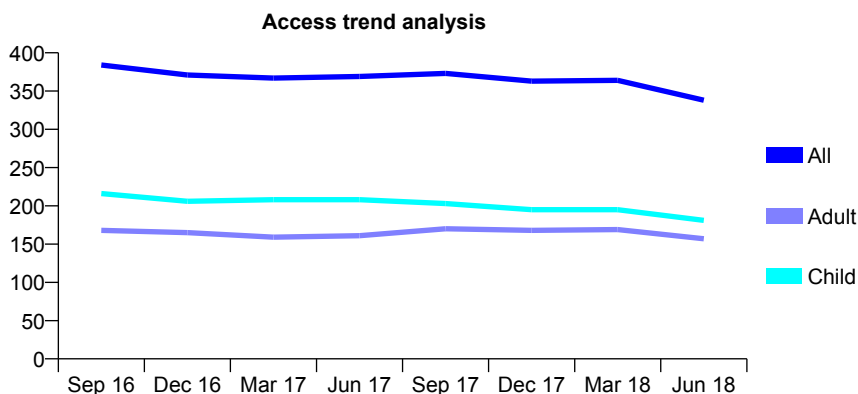
## Q57 - Vital Signs At a Glance Contract Report for 575305/0001 - June 2018

Name or company name	MR AA JALEEL
Contract type name	GDS Contract
Purpose of contract	General
Contract start date	01/04/2006
Contract end date	

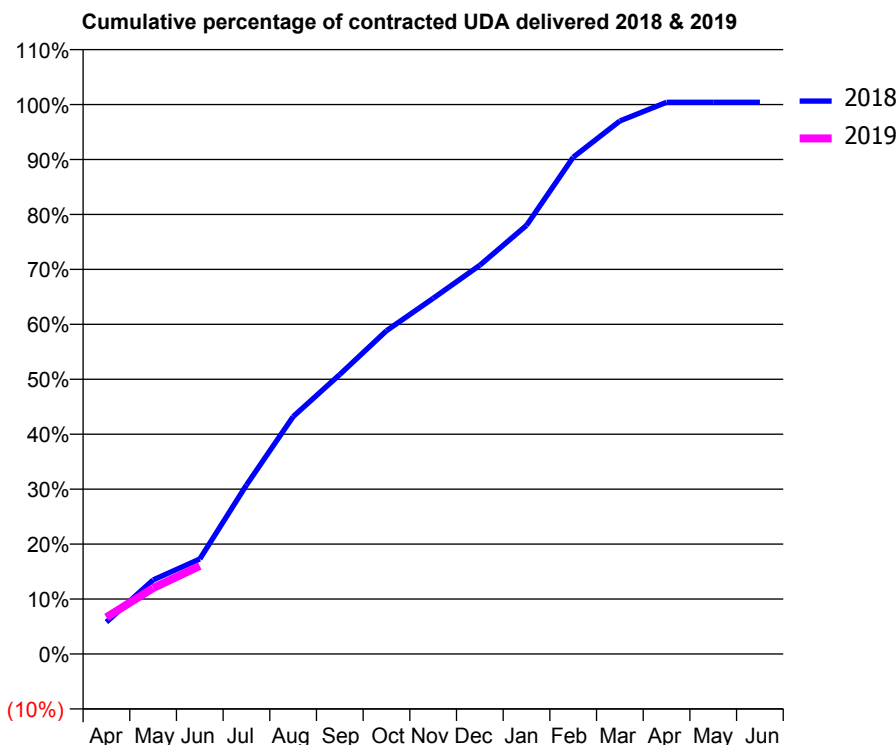
18/19 Contracted general activity (UDA)	500
Carry forward general activity (UDA)	0
18/19 Contracted orthodontic activity (UOA)	0
Carry forward orthodontic activity (UOA)	0
Baseline contract value	£16,585.74

### ACCESS\*

Patients seen in 24 months	Total	Change since previous quarter
Quarter ending June 2017	369	
Quarter ending September 2017	373	→
Quarter ending December 2017	363	↓
Quarter ending March 2018	364	→
Quarter ending June 2018	338	↓
<b>Variance since June 2017</b>	<b>(8.4%)</b>	<b>↓</b>



### ACTIVITY



Month	Adjusted Scheduled Activity (UDA)	
	2018	2019
April	29	33
May	67	60
June	86	80
July	154	
August	216	
September	254	
October	294	
November	324	
December	354	
January	390	
February	452	
March	485	
April	502	
May	502	
June	502	

### QUALITY

	Quantity	Base Number	Contract	AT	Region	England
% of FP17s for the same patient ID Re-attending within 3 months - Children	0	40	0.0%	9.6%	11.3%	11.5%
% of FP17s for the same patient ID Re-attending within 3 months - Adults	1	35	2.9%	14.2%	14.9%	15.4%
% of FP17s for the same patient ID Re-attending between 3 & 9 months - Children	11	40	27.5%	56.4%	60.0%	58.9%
% of FP17s for the same patient ID Re-attending between 3 & 9 months - Adults	15	35	42.9%	50.6%	52.6%	51.6%
% of FP17s for Band 1 Urgent Courses	6	63	9.5%	8.3%	7.9%	8.9%
% of FP17s Relating to Free Repair or Replacements	0	63	0.0%	0.7%	0.8%	0.8%
% of FP17s Relating to Continuations	0	63	0.0%	0.9%	0.9%	0.9%
% of Patients satisfied with the dentistry they have received	0	0	N/A	92.7%	93.2%	93.2%
% of Patients satisfied with the time they had to wait for an appointment	0	0	N/A	89.5%	89.1%	88.8%

\* This is based on patients treated on this contract for their most recent course of treatment. Figures in italics indicate the base number of FP17s or Patient Questionnaire responses are less than 100. N/A is shown where the base number of responses is less than 10 during the period. % is calculated as Quantity/Base number\*100

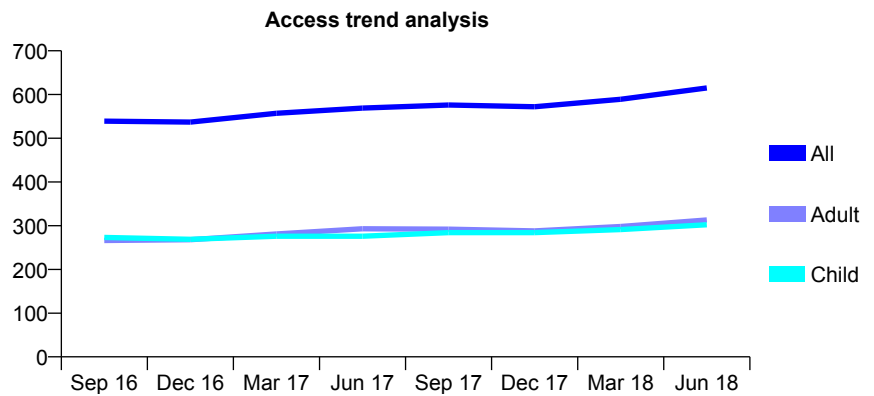
## Q57 - Vital Signs At a Glance Contract Report for 577987/0002 - June 2018

Name or company name	MR K SHETH
Contract type name	GDS Contract
Purpose of contract	General
Contract start date	01/05/2007
Contract end date	

18/19 Contracted general activity (UDA)	1,700
Carry forward general activity (UDA)	0
18/19 Contracted orthodontic activity (UOA)	0
Carry forward orthodontic activity (UOA)	0
Baseline contract value	£48,785.34

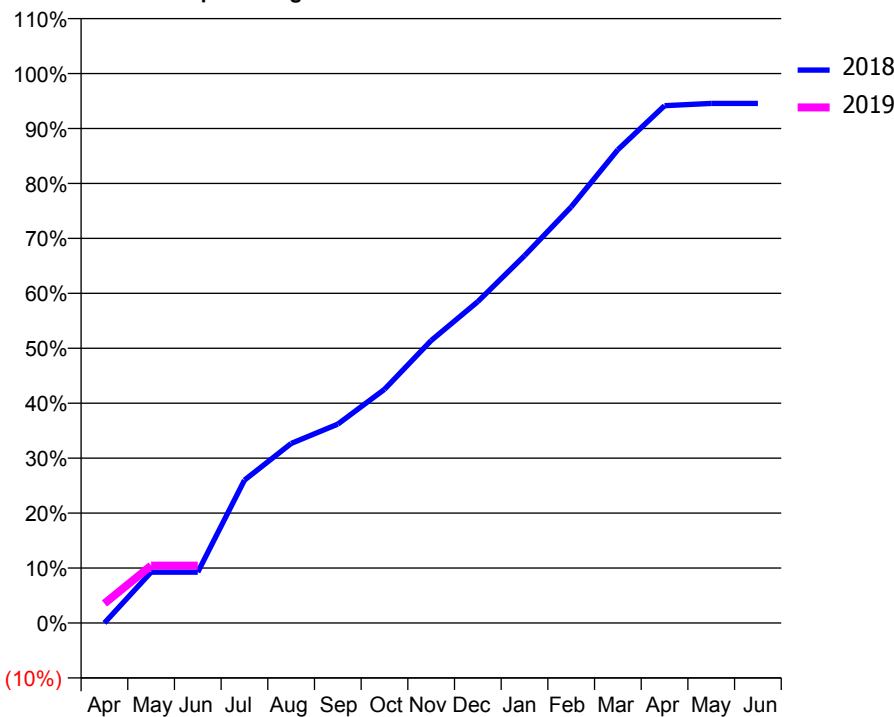
### ACCESS\*

Patients seen in 24 months	Total	Change since previous quarter
Quarter ending June 2017	569	
Quarter ending September 2017	576	→
Quarter ending December 2017	572	→
Quarter ending March 2018	589	↑
Quarter ending June 2018	615	↑
<b>Variance since June 2017</b>	<b>8.1%</b>	<b>↑</b>



### ACTIVITY

Cumulative percentage of contracted UDA delivered 2018 & 2019



Adjusted Scheduled Activity (UDA)		
Month	2018	2019
April	0	61
May	157	178
June	157	178
July	442	
August	555	
September	615	
October	723	
November	874	
December	994	
January	1,136	
February	1,287	
March	1,464	
April	1,600	
May	1,607	
June	1,607	

### QUALITY

	Quantity	Base Number	Contract	AT	Region	England
% of FP17s for the same patient ID Re-attending within 3 months - Children	13	98	13.3%	9.6%	11.3%	11.5%
% of FP17s for the same patient ID Re-attending within 3 months - Adults	17	68	25.0%	14.2%	14.9%	15.4%
% of FP17s for the same patient ID Re-attending between 3 & 9 months - Children	53	98	54.1%	56.4%	60.0%	58.9%
% of FP17s for the same patient ID Re-attending between 3 & 9 months - Adults	20	68	29.4%	50.6%	52.6%	51.6%
% of FP17s for Band 1 Urgent Courses	9	100	9.0%	8.3%	7.9%	8.9%
% of FP17s Relating to Free Repair or Replacements	0	100	0.0%	0.7%	0.8%	0.8%
% of FP17s Relating to Continuations	5	100	5.0%	0.9%	0.9%	0.9%
% of Patients satisfied with the dentistry they have received	0	1	N/A	92.7%	93.2%	93.2%
% of Patients satisfied with the time they had to wait for an appointment	1	1	N/A	89.5%	89.1%	88.8%

\* This is based on patients treated on this contract for their most recent course of treatment. Figures in italics indicate the base number of FP17s or Patient Questionnaire responses are less than 100. N/A is shown where the base number of responses is less than 10 during the period. % is calculated as Quantity/Base number\*100

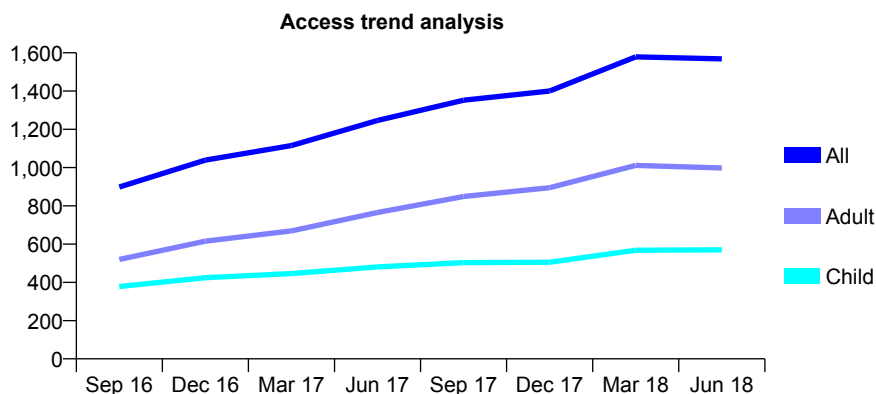
## Q57 - Vital Signs At a Glance Contract Report for 616001/0001 - June 2018

Name or company name	MRS P SHARMA
Contract type name	GDS Contract
Purpose of contract	General
Contract start date	01/11/2014
Contract end date	

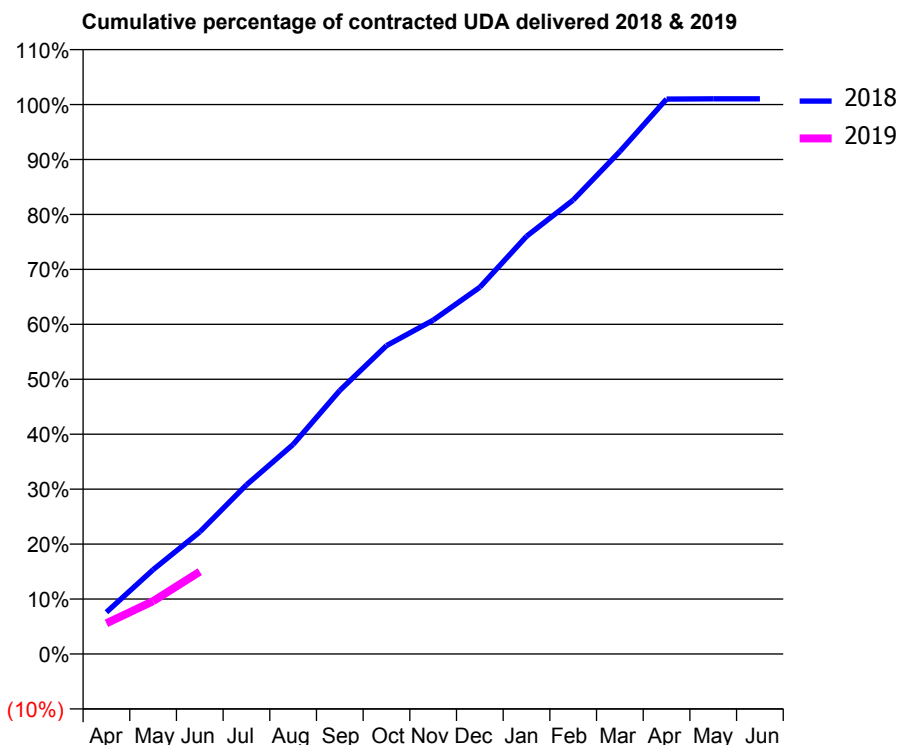
18/19 Contracted general activity (UDA)	2,738
Carry forward general activity (UDA)	0
18/19 Contracted orthodontic activity (UOA)	0
Carry forward orthodontic activity (UOA)	0
Baseline contract value	£66,709.81

### ACCESS\*

Patients seen in 24 months	Total	Change since previous quarter
Quarter ending June 2017	1,246	
Quarter ending September 2017	1,352	↑
Quarter ending December 2017	1,400	↑
Quarter ending March 2018	1,579	↑
Quarter ending June 2018	1,568	→
<b>Variance since June 2017</b>	<b>25.8%</b>	<b>↑</b>



### ACTIVITY



Adjusted Scheduled Activity (UDA)		
Month	2018	2019
April	208	153
May	420	264
June	608	410
July	843	
August	1,044	
September	1,313	
October	1,537	
November	1,663	
December	1,827	
January	2,081	
February	2,262	
March	2,504	
April	2,765	
May	2,766	
June	2,766	

### QUALITY

	Quantity	Base Number	Contract	AT	Region	England
% of FP17s for the same patient ID Re-attending within 3 months - Children	27	215	12.6%	9.6%	11.3%	11.5%
% of FP17s for the same patient ID Re-attending within 3 months - Adults	36	308	11.7%	14.2%	14.9%	15.4%
% of FP17s for the same patient ID Re-attending between 3 & 9 months - Children	112	215	52.1%	56.4%	60.0%	58.9%
% of FP17s for the same patient ID Re-attending between 3 & 9 months - Adults	152	308	49.4%	50.6%	52.6%	51.6%
% of FP17s for Band 1 Urgent Courses	21	244	8.6%	8.3%	7.9%	8.9%
% of FP17s Relating to Free Repair or Replacements	1	244	0.4%	0.7%	0.8%	0.8%
% of FP17s Relating to Continuations	1	244	0.4%	0.9%	0.9%	0.9%
% of Patients satisfied with the dentistry they have received	1	1	N/A	92.7%	93.2%	93.2%
% of Patients satisfied with the time they had to wait for an appointment	1	1	N/A	89.5%	89.1%	88.8%

\* This is based on patients treated on this contract for their most recent course of treatment. Figures in italics indicate the base number of FP17s or Patient Questionnaire responses are less than 100. N/A is shown where the base number of responses is less than 10 during the period. % is calculated as Quantity/Base number\*100

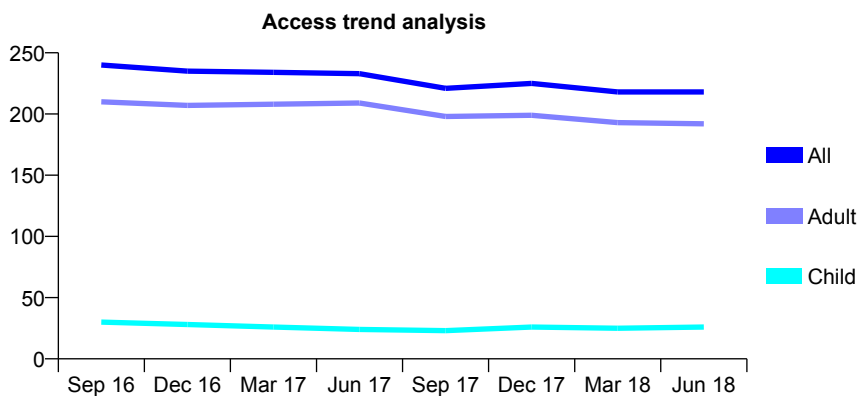
## Q57 - Vital Signs At a Glance Contract Report for 618683/0001 - June 2018

Name or company name	Papineni Dental Practice
Contract type name	GDS Contract
Purpose of contract	General
Contract start date	01/04/2006
Contract end date	

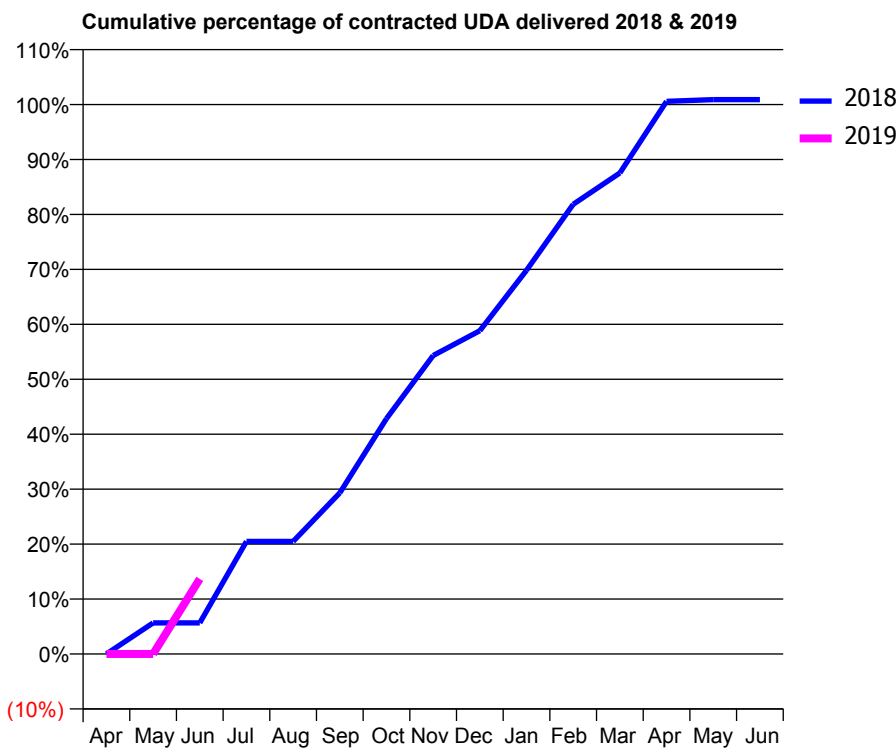
18/19 Contracted general activity (UDA)	600
Carry forward general activity (UDA)	0
18/19 Contracted orthodontic activity (UOA)	0
Carry forward orthodontic activity (UOA)	0
Baseline contract value	£12,933.71

### ACCESS\*

Patients seen in 24 months	Total	Change since previous quarter
Quarter ending June 2017	233	
Quarter ending September 2017	221	↓
Quarter ending December 2017	225	→
Quarter ending March 2018	218	↓
Quarter ending June 2018	218	→
<b>Variance since June 2017</b>	<b>(6.4%)</b>	<b>↓</b>



### ACTIVITY



Month	Adjusted Scheduled Activity (UDA)	
	2018	2019
April	0	0
May	34	0
June	34	82
July	123	
August	123	
September	176	
October	257	
November	326	
December	353	
January	419	
February	491	
March	525	
April	603	
May	605	
June	605	

### QUALITY

	Quantity	Base Number	Contract	AT	Region	England
% of FP17s for the same patient ID Re-attending within 3 months - Children	0	13	0.0%	9.6%	11.3%	11.5%
% of FP17s for the same patient ID Re-attending within 3 months - Adults	2	79	2.5%	14.2%	14.9%	15.4%
% of FP17s for the same patient ID Re-attending between 3 & 9 months - Children	7	13	53.8%	56.4%	60.0%	58.9%
% of FP17s for the same patient ID Re-attending between 3 & 9 months - Adults	62	79	78.5%	50.6%	52.6%	51.6%
% of FP17s for Band 1 Urgent Courses	0	50	0.0%	8.3%	7.9%	8.9%
% of FP17s Relating to Free Repair or Replacements	0	50	0.0%	0.7%	0.8%	0.8%
% of FP17s Relating to Continuations	0	50	0.0%	0.9%	0.9%	0.9%
% of Patients satisfied with the dentistry they have received	0	0	N/A	92.7%	93.2%	93.2%
% of Patients satisfied with the time they had to wait for an appointment	0	0	N/A	89.5%	89.1%	88.8%

\* This is based on patients treated on this contract for their most recent course of treatment. Figures in italics indicate the base number of FP17s or Patient Questionnaire responses are less than 100. N/A is shown where the base number of responses is less than 10 during the period. % is calculated as Quantity/Base number\*100

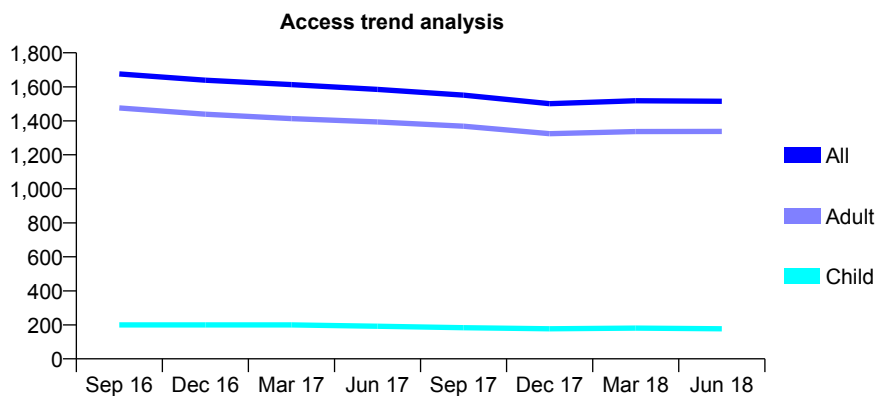
## Q57 - Vital Signs At a Glance Contract Report for 618683/0002 - June 2018

Name or company name	Papineni Dental Practice
Contract type name	GDS Contract
Purpose of contract	General
Contract start date	01/04/2006
Contract end date	

18/19 Contracted general activity (UDA)	4,500
Carry forward general activity (UDA)	0
18/19 Contracted orthodontic activity (UOA)	0
Carry forward orthodontic activity (UOA)	0
Baseline contract value	£90,224.47

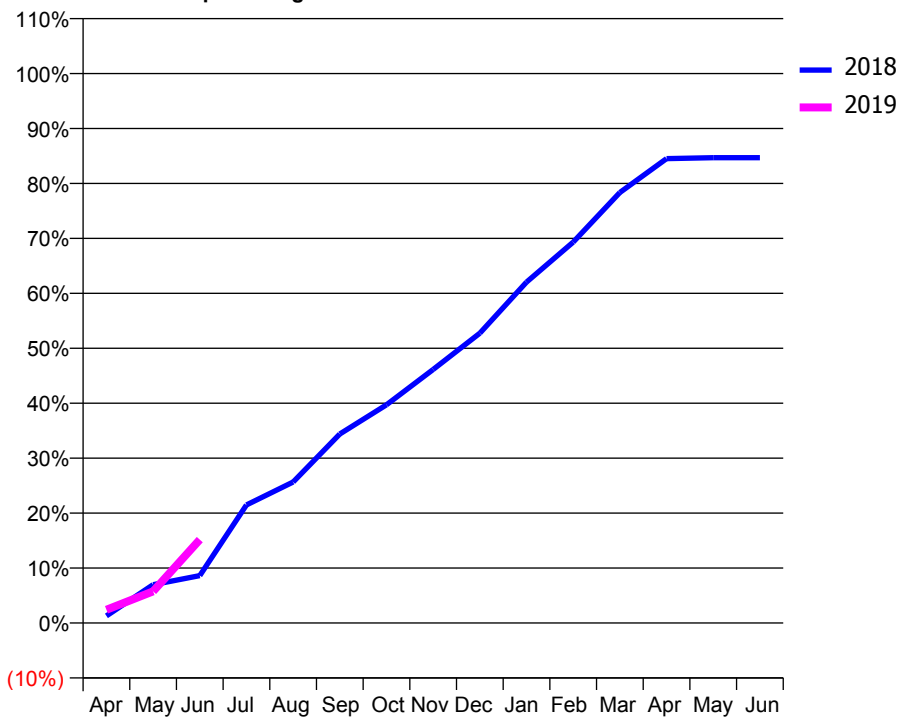
### ACCESS\*

Patients seen in 24 months	Total	Change since previous quarter
Quarter ending June 2017	1,585	
Quarter ending September 2017	1,551	↓
Quarter ending December 2017	1,501	↓
Quarter ending March 2018	1,518	→
Quarter ending June 2018	1,515	→
<b>Variance since June 2017</b>	<b>(4.4%)</b>	<b>↓</b>



### ACTIVITY

Cumulative percentage of contracted UDA delivered 2018 & 2019



Month	Adjusted Scheduled Activity (UDA)	
	2018	2019
April	58	109
May	314	259
June	388	683
July	967	
August	1,155	
September	1,548	
October	1,787	
November	2,077	
December	2,374	
January	2,792	
February	3,119	
March	3,526	
April	3,803	
May	3,811	
June	3,811	

### QUALITY

	Quantity	Base Number	Contract	AT	Region	England
% of FP17s for the same patient ID Re-attending within 3 months - Children	0	68	0.0%	9.6%	11.3%	11.5%
% of FP17s for the same patient ID Re-attending within 3 months - Adults	18	501	3.6%	14.2%	14.9%	15.4%
% of FP17s for the same patient ID Re-attending between 3 & 9 months - Children	52	68	76.5%	56.4%	60.0%	58.9%
% of FP17s for the same patient ID Re-attending between 3 & 9 months - Adults	407	501	81.2%	50.6%	52.6%	51.6%
% of FP17s for Band 1 Urgent Courses	0	444	0.0%	8.3%	7.9%	8.9%
% of FP17s Relating to Free Repair or Replacements	0	444	0.0%	0.7%	0.8%	0.8%
% of FP17s Relating to Continuations	0	444	0.0%	0.9%	0.9%	0.9%
% of Patients satisfied with the dentistry they have received	3	4	N/A	92.7%	93.2%	93.2%
% of Patients satisfied with the time they had to wait for an appointment	3	4	N/A	89.5%	89.1%	88.8%

\* This is based on patients treated on this contract for their most recent course of treatment. Figures in italics indicate the base number of FP17s or Patient Questionnaire responses are less than 100. N/A is shown where the base number of responses is less than 10 during the period. % is calculated as Quantity/Base number\*100



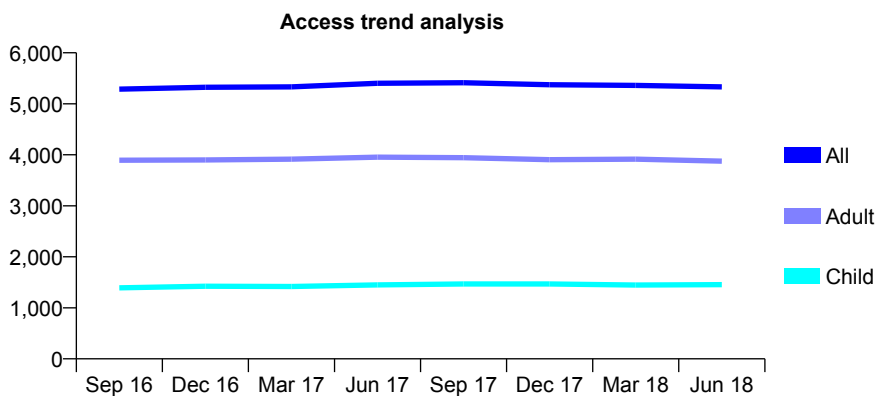
## Q57 - Vital Signs At a Glance Contract Report for 631531/0003 - June 2018

Name or company name	Great Horkesley Dental Studio
Contract type name	GDS Contract
Purpose of contract	General
Contract start date	01/04/2006
Contract end date	

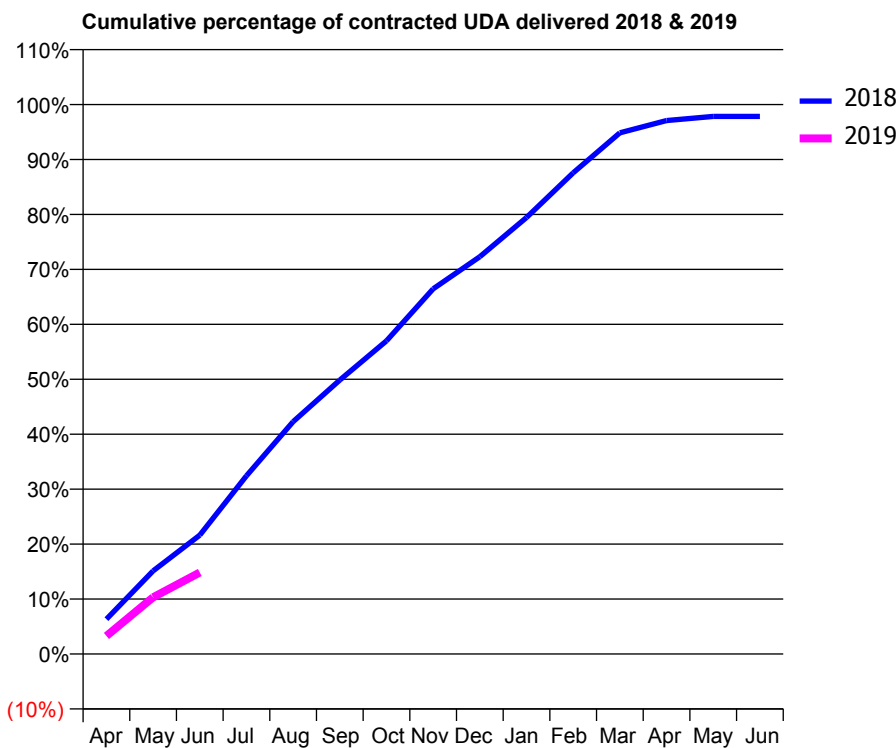
18/19 Contracted general activity (UDA)	11,071
Carry forward general activity (UDA)	0
18/19 Contracted orthodontic activity (UOA)	0
Carry forward orthodontic activity (UOA)	0
Baseline contract value	£249,941.85

### ACCESS\*

Patients seen in 24 months	Total	Change since previous quarter
Quarter ending June 2017	5,403	
Quarter ending September 2017	5,414	→
Quarter ending December 2017	5,373	→
Quarter ending March 2018	5,361	→
Quarter ending June 2018	5,333	→
<b>Variance since June 2017</b>	<b>(1.3%)</b>	<b>↓</b>



### ACTIVITY



Adjusted Scheduled Activity (UDA)		
Month	2018	2019
April	703	365
May	1,674	1,144
June	2,394	1,642
July	3,591	
August	4,681	
September	5,520	
October	6,308	
November	7,357	
December	8,005	
January	8,796	
February	9,695	
March	10,501	
April	10,749	
May	10,830	
June	10,831	

### QUALITY

	Quantity	Base Number	Contract	AT	Region	England
% of FP17s for the same patient ID Re-attending within 3 months - Children	16	468	3.4%	9.6%	11.3%	11.5%
% of FP17s for the same patient ID Re-attending within 3 months - Adults	125	1,101	11.4%	14.2%	14.9%	15.4%
% of FP17s for the same patient ID Re-attending between 3 & 9 months - Children	267	468	57.1%	56.4%	60.0%	58.9%
% of FP17s for the same patient ID Re-attending between 3 & 9 months - Adults	615	1,101	55.9%	50.6%	52.6%	51.6%
% of FP17s for Band 1 Urgent Courses	67	1,097	6.1%	8.3%	7.9%	8.9%
% of FP17s Relating to Free Repair or Replacements	4	1,097	0.4%	0.7%	0.8%	0.8%
% of FP17s Relating to Continuations	12	1,097	1.1%	0.9%	0.9%	0.9%
% of Patients satisfied with the dentistry they have received	7	7	N/A	92.7%	93.2%	93.2%
% of Patients satisfied with the time they had to wait for an appointment	6	7	N/A	89.5%	89.1%	88.8%

\* This is based on patients treated on this contract for their most recent course of treatment. Figures in italics indicate the base number of FP17s or Patient Questionnaire responses are less than 100. N/A is shown where the base number of responses is less than 10 during the period. % is calculated as Quantity/Base number\*100

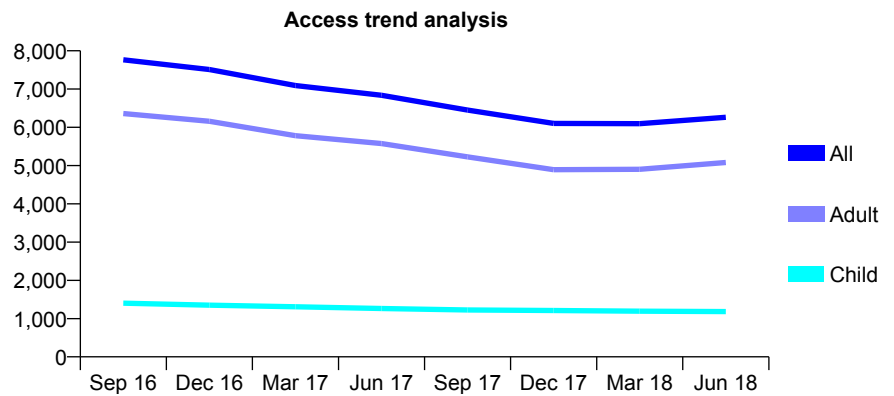
## Q57 - Vital Signs At a Glance Contract Report for 635812/0001 - June 2018

Name or company name	Ford Road Dental Surgery
Contract type name	GDS Contract
Purpose of contract	General
Contract start date	01/04/2006
Contract end date	

18/19 Contracted general activity (UDA)	24,500
Carry forward general activity (UDA)	0
18/19 Contracted orthodontic activity (UOA)	0
Carry forward orthodontic activity (UOA)	0
Baseline contract value	£576,799.25

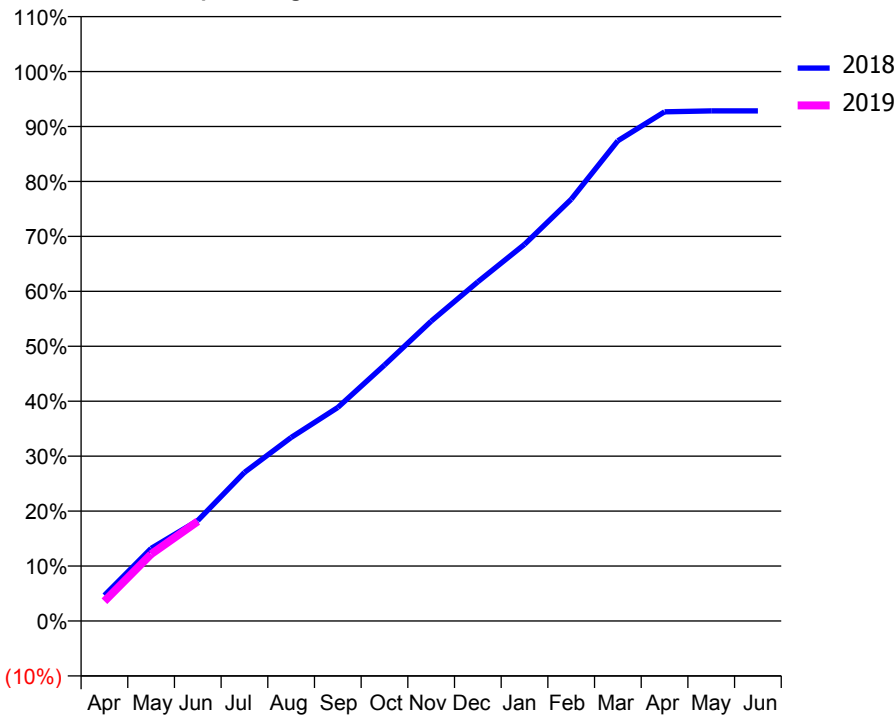
### ACCESS\*

Patients seen in 24 months	Total	Change since previous quarter
Quarter ending June 2017	6,836	
Quarter ending September 2017	6,452	↓
Quarter ending December 2017	6,101	↓
Quarter ending March 2018	6,096	→
Quarter ending June 2018	6,263	↑
<b>Variance since June 2017</b>	<b>(8.4%)</b>	<b>↓</b>



### ACTIVITY

Cumulative percentage of contracted UDA delivered 2018 & 2019



Month	Adjusted Scheduled Activity (UDA)	
	2018	2019
April	1,145	885
May	3,237	2,982
June	4,480	4,446
July	6,628	
August	8,185	
September	9,519	
October	11,414	
November	13,366	
December	15,122	
January	16,796	
February	18,799	
March	21,412	
April	22,700	
May	22,742	
June	22,743	

### QUALITY

	Quantity	Base Number	Contract	AT	Region	England
% of FP17s for the same patient ID Re-attending within 3 months - Children	20	377	5.3%	9.6%	11.3%	11.5%
% of FP17s for the same patient ID Re-attending within 3 months - Adults	228	1,766	12.9%	14.2%	14.9%	15.4%
% of FP17s for the same patient ID Re-attending between 3 & 9 months - Children	229	377	60.7%	56.4%	60.0%	58.9%
% of FP17s for the same patient ID Re-attending between 3 & 9 months - Adults	758	1,766	42.9%	50.6%	52.6%	51.6%
% of FP17s for Band 1 Urgent Courses	78	1,767	4.4%	8.3%	7.9%	8.9%
% of FP17s Relating to Free Repair or Replacements	12	1,767	0.7%	0.7%	0.8%	0.8%
% of FP17s Relating to Continuations	31	1,767	1.8%	0.9%	0.9%	0.9%
% of Patients satisfied with the dentistry they have received	10	11	90.9%	92.7%	93.2%	93.2%
% of Patients satisfied with the time they had to wait for an appointment	8	11	72.7%	89.5%	89.1%	88.8%

\* This is based on patients treated on this contract for their most recent course of treatment. Figures in italics indicate the base number of FP17s or Patient Questionnaire responses are less than 100. N/A is shown where the base number of responses is less than 10 during the period. % is calculated as Quantity/Base number\*100

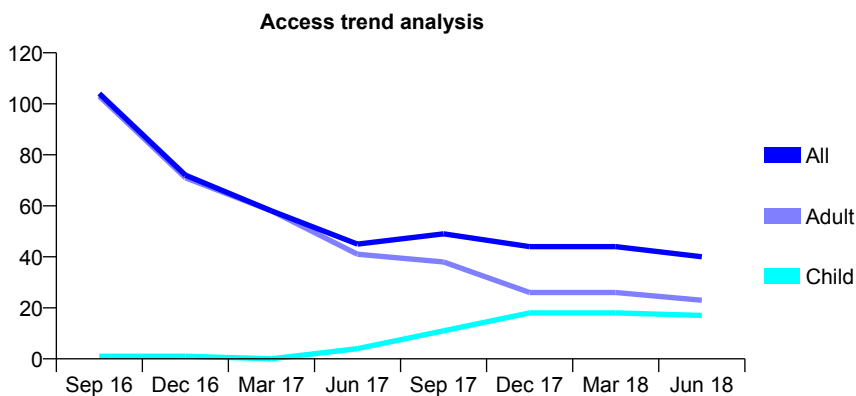
## Q57 - Vital Signs At a Glance Contract Report for 649694/0003 - June 2018

Name or company name	MR SB DENNY
Contract type name	GDS Contract
Purpose of contract	General
Contract start date	01/04/2008
Contract end date	

18/19 Contracted general activity (UDA)	1,020
Carry forward general activity (UDA)	0
18/19 Contracted orthodontic activity (UOA)	0
Carry forward orthodontic activity (UOA)	0
Baseline contract value	£28,732.16

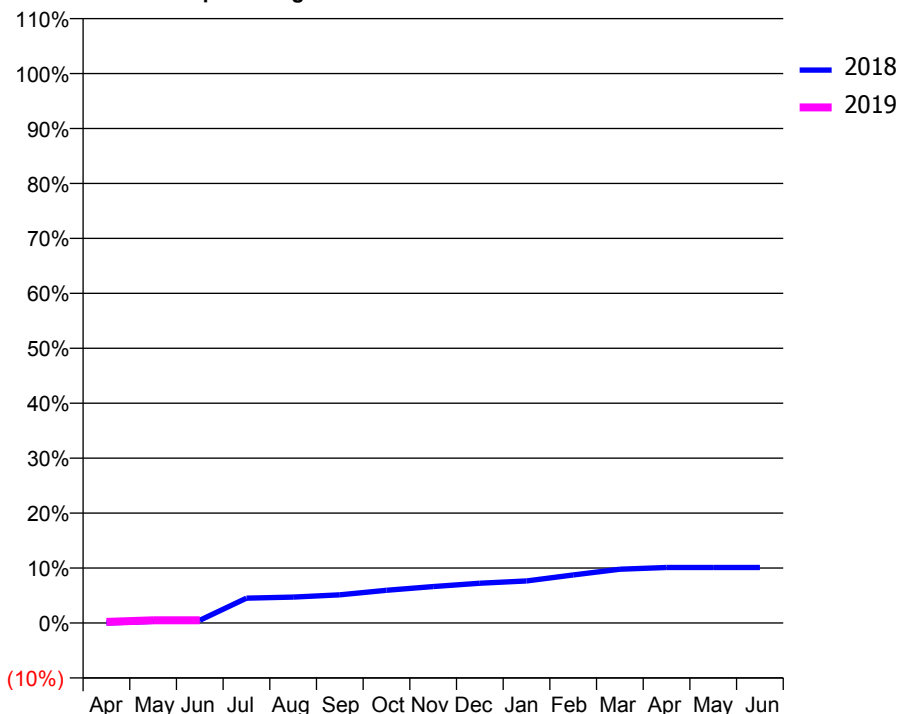
### ACCESS\*

Patients seen in 24 months	Total	Change since previous quarter
Quarter ending June 2017	45	
Quarter ending September 2017	49	↑
Quarter ending December 2017	44	↓
Quarter ending March 2018	44	→
Quarter ending June 2018	40	↓
<b>Variance since June 2017</b>	<b>(11.1%)</b>	<b>↓</b>



### ACTIVITY

Cumulative percentage of contracted UDA delivered 2018 & 2019



Adjusted Scheduled Activity (UDA)

Month	2018	2019
April	0	2
May	3	5
June	5	5
July	46	
August	48	
September	52	
October	61	
November	68	
December	74	
January	78	
February	89	
March	100	
April	103	
May	103	
June	103	

### QUALITY

	Quantity	Base Number	Contract	AT	Region	England
% of FP17s for the same patient ID Re-attending within 3 months - Children	0	4	0.0%	9.6%	11.3%	11.5%
% of FP17s for the same patient ID Re-attending within 3 months - Adults	0	4	0.0%	14.2%	14.9%	15.4%
% of FP17s for the same patient ID Re-attending between 3 & 9 months - Children	2	4	50.0%	56.4%	60.0%	58.9%
% of FP17s for the same patient ID Re-attending between 3 & 9 months - Adults	0	4	0.0%	50.6%	52.6%	51.6%
% of FP17s for Band 1 Urgent Courses	0	5	0.0%	8.3%	7.9%	8.9%
% of FP17s Relating to Free Repair or Replacements	0	5	0.0%	0.7%	0.8%	0.8%
% of FP17s Relating to Continuations	0	5	0.0%	0.9%	0.9%	0.9%
% of Patients satisfied with the dentistry they have received	0	0	N/A	92.7%	93.2%	93.2%
% of Patients satisfied with the time they had to wait for an appointment	0	0	N/A	89.5%	89.1%	88.8%

\* This is based on patients treated on this contract for their most recent course of treatment. Figures in italics indicate the base number of FP17s or Patient Questionnaire responses are less than 100. N/A is shown where the base number of responses is less than 10 during the period. % is calculated as Quantity/Base number\*100

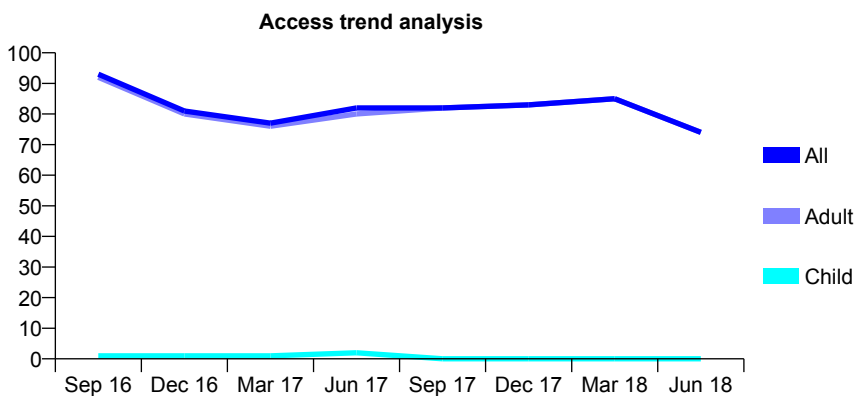
## Q57 - Vital Signs At a Glance Contract Report for 649694/0004 - June 2018

Name or company name	MR SB DENNY
Contract type name	GDS Contract
Purpose of contract	General
Contract start date	01/04/2008
Contract end date	

18/19 Contracted general activity (UDA)	720
Carry forward general activity (UDA)	0
18/19 Contracted orthodontic activity (UOA)	0
Carry forward orthodontic activity (UOA)	0
Baseline contract value	£20,281.51

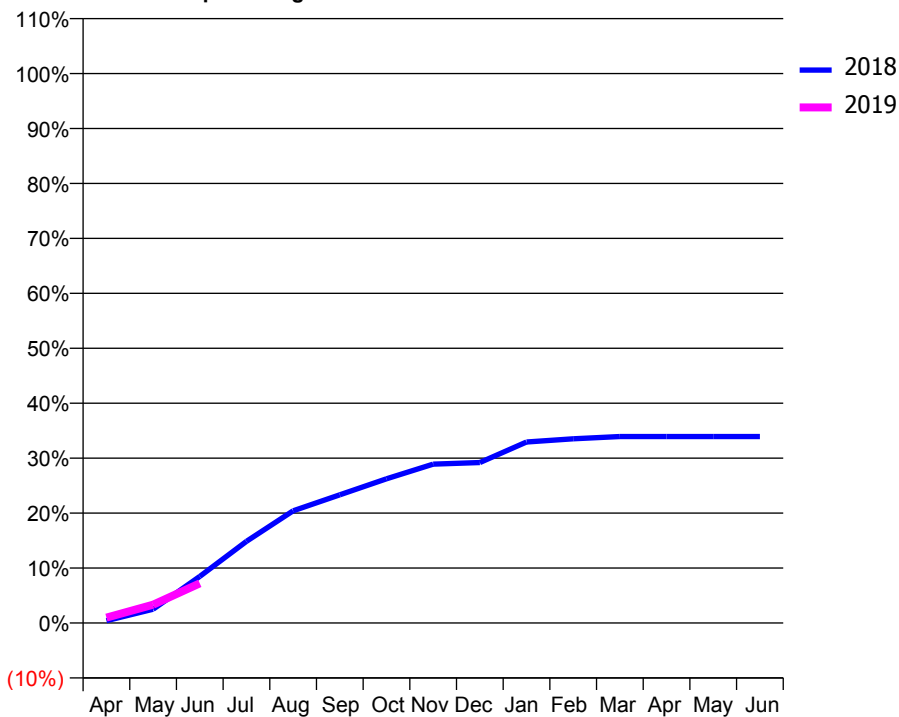
### ACCESS\*

Patients seen in 24 months	Total	Change since previous quarter
Quarter ending June 2017	82	
Quarter ending September 2017	82	→
Quarter ending December 2017	83	→
Quarter ending March 2018	85	↑
Quarter ending June 2018	74	↓
<b>Variance since June 2017</b>	<b>(9.8%)</b>	<b>↓</b>



### ACTIVITY

Cumulative percentage of contracted UDA delivered 2018 & 2019



Adjusted Scheduled Activity (UDA)

Month	2018	2019
April	3	7
May	18	24
June	61	52
July	107	
August	147	
September	168	
October	189	
November	208	
December	210	
January	237	
February	241	
March	244	
April	244	
May	244	
June	244	

### QUALITY

	Quantity	Base Number	Contract	AT	Region	England
% of FP17s for the same patient ID Re-attending within 3 months - Children	0	0	N/A	9.6%	11.3%	11.5%
% of FP17s for the same patient ID Re-attending within 3 months - Adults	0	16	0.0%	14.2%	14.9%	15.4%
% of FP17s for the same patient ID Re-attending between 3 & 9 months - Children	0	0	N/A	56.4%	60.0%	58.9%
% of FP17s for the same patient ID Re-attending between 3 & 9 months - Adults	5	16	31.3%	50.6%	52.6%	51.6%
% of FP17s for Band 1 Urgent Courses	0	16	0.0%	8.3%	7.9%	8.9%
% of FP17s Relating to Free Repair or Replacements	0	16	0.0%	0.7%	0.8%	0.8%
% of FP17s Relating to Continuations	0	16	0.0%	0.9%	0.9%	0.9%
% of Patients satisfied with the dentistry they have received	0	0	N/A	92.7%	93.2%	93.2%
% of Patients satisfied with the time they had to wait for an appointment	0	0	N/A	89.5%	89.1%	88.8%

\* This is based on patients treated on this contract for their most recent course of treatment. Figures in italics indicate the base number of FP17s or Patient Questionnaire responses are less than 100. N/A is shown where the base number of responses is less than 10 during the period. % is calculated as Quantity/Base number\*100

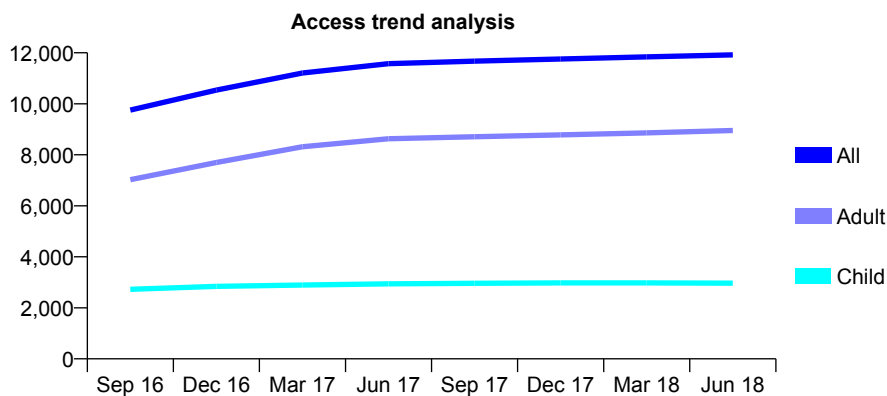
## Q57 - Vital Signs At a Glance Contract Report for 649694/0019 - June 2018

Name or company name	MR SB DENNY
Contract type name	GDS Contract
Purpose of contract	General
Contract start date	01/07/2015
Contract end date	

18/19 Contracted general activity (UDA)	27,371
Carry forward general activity (UDA)	0
18/19 Contracted orthodontic activity (UOA)	0
Carry forward orthodontic activity (UOA)	0
Baseline contract value	£739,692.20

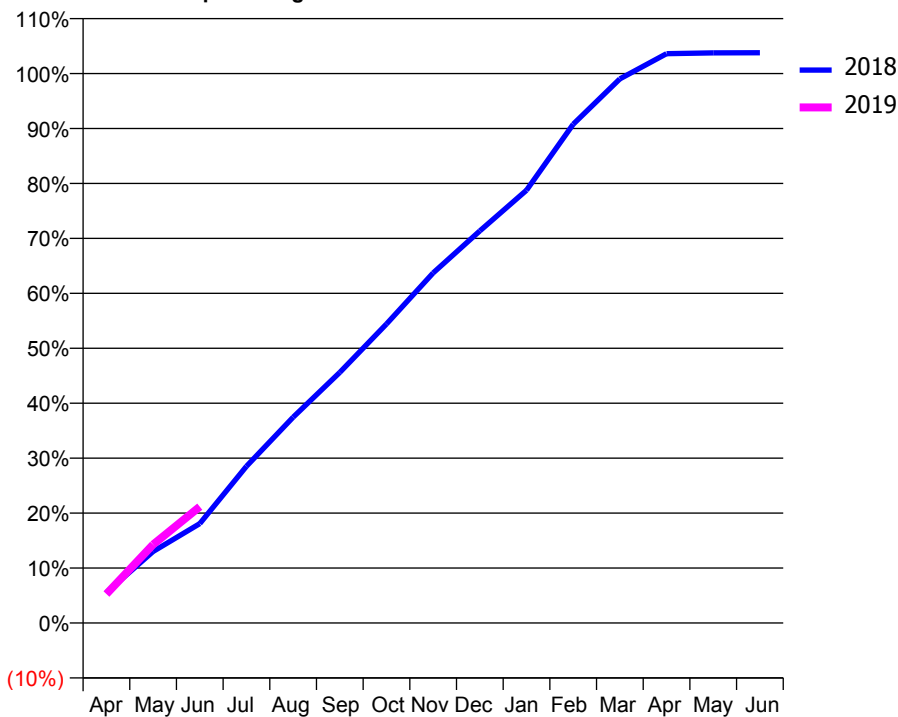
### ACCESS\*

Patients seen in 24 months	Total	Change since previous quarter
Quarter ending June 2017	11,575	
Quarter ending September 2017	11,671	→
Quarter ending December 2017	11,759	→
Quarter ending March 2018	11,840	→
Quarter ending June 2018	11,920	→
<b>Variance since June 2017</b>	<b>3.0%</b>	<b>↑</b>



### ACTIVITY

Cumulative percentage of contracted UDA delivered 2018 & 2019



Month	Adjusted Scheduled Activity (UDA)	
	2018	2019
April	1,517	1,445
May	3,561	3,909
June	4,952	5,793
July	7,809	
August	10,250	
September	12,484	
October	14,892	
November	17,437	
December	19,532	
January	21,558	
February	24,843	
March	27,102	
April	28,356	
May	28,401	
June	28,405	

### QUALITY

	Quantity	Base Number	Contract	AT	Region	England
% of FP17s for the same patient ID Re-attending within 3 months - Children	113	1,122	10.1%	9.6%	11.3%	11.5%
% of FP17s for the same patient ID Re-attending within 3 months - Adults	492	2,836	17.3%	14.2%	14.9%	15.4%
% of FP17s for the same patient ID Re-attending between 3 & 9 months - Children	662	1,122	59.0%	56.4%	60.0%	58.9%
% of FP17s for the same patient ID Re-attending between 3 & 9 months - Adults	1,150	2,836	40.6%	50.6%	52.6%	51.6%
% of FP17s for Band 1 Urgent Courses	367	2,879	12.7%	8.3%	7.9%	8.9%
% of FP17s Relating to Free Repair or Replacements	43	2,879	1.5%	0.7%	0.8%	0.8%
% of FP17s Relating to Continuations	4	2,879	0.1%	0.9%	0.9%	0.9%
% of Patients satisfied with the dentistry they have received	11	11	100.0%	92.7%	93.2%	93.2%
% of Patients satisfied with the time they had to wait for an appointment	7	11	63.6%	89.5%	89.1%	88.8%

\* This is based on patients treated on this contract for their most recent course of treatment. Figures in italics indicate the base number of FP17s or Patient Questionnaire responses are less than 100. N/A is shown where the base number of responses is less than 10 during the period. % is calculated as Quantity/Base number\*100

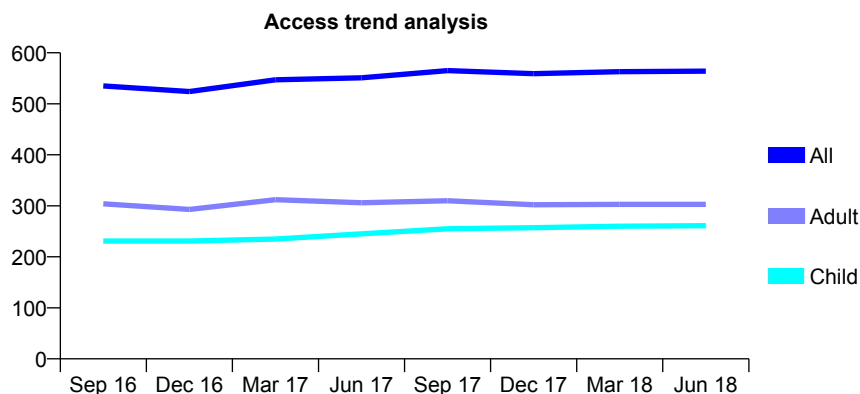
## Q57 - Vital Signs At a Glance Contract Report for 651591/0001 - June 2018

Name or company name	MR PJ CANNELL
Contract type name	GDS Contract
Purpose of contract	General
Contract start date	01/04/2006
Contract end date	

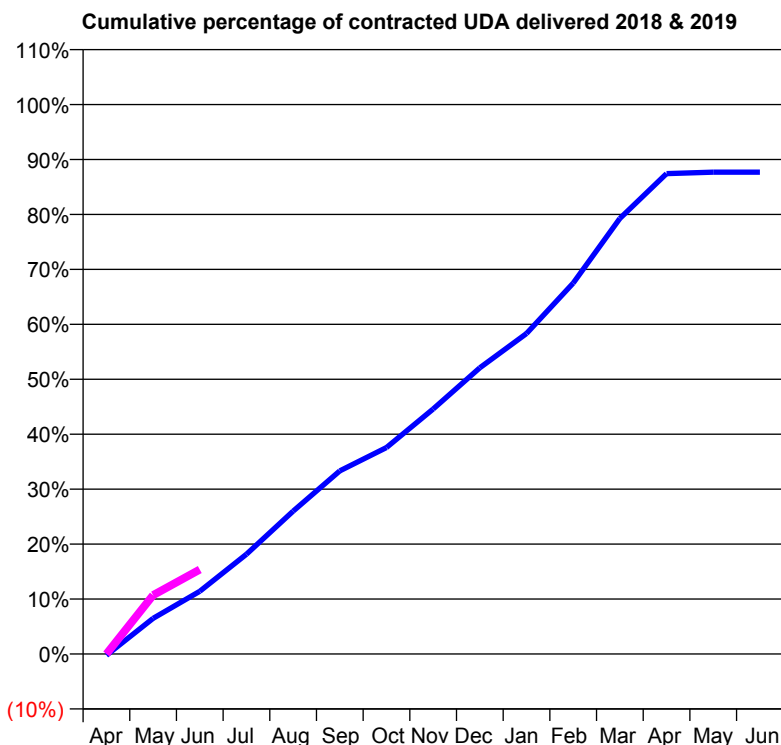
18/19 Contracted general activity (UDA)	1,200
Carry forward general activity (UDA)	0
18/19 Contracted orthodontic activity (UOA)	0
Carry forward orthodontic activity (UOA)	0
Baseline contract value	£27,623.76

### ACCESS\*

Patients seen in 24 months	Total	Change since previous quarter
Quarter ending June 2017	551	
Quarter ending September 2017	565	↑
Quarter ending December 2017	559	↓
Quarter ending March 2018	563	→
Quarter ending June 2018	564	→
<b>Variance since June 2017</b>	<b>2.4%</b>	<b>↑</b>



### ACTIVITY



Month	Adjusted Scheduled Activity (UDA)	
	2018	2019
April	-3	0
May	78	129
June	137	185
July	218	
August	312	
September	400	
October	451	
November	535	
December	625	
January	700	
February	810	
March	951	
April	1,049	
May	1,052	
June	1,052	

### QUALITY

	Quantity	Base Number	Contract	AT	Region	England
% of FP17s for the same patient ID Re-attending within 3 months - Children	6	83	7.2%	9.6%	11.3%	11.5%
% of FP17s for the same patient ID Re-attending within 3 months - Adults	6	93	6.5%	14.2%	14.9%	15.4%
% of FP17s for the same patient ID Re-attending between 3 & 9 months - Children	49	83	59.0%	56.4%	60.0%	58.9%
% of FP17s for the same patient ID Re-attending between 3 & 9 months - Adults	50	93	53.8%	50.6%	52.6%	51.6%
% of FP17s for Band 1 Urgent Courses	3	148	2.0%	8.3%	7.9%	8.9%
% of FP17s Relating to Free Repair or Replacements	0	148	0.0%	0.7%	0.8%	0.8%
% of FP17s Relating to Continuations	1	148	0.7%	0.9%	0.9%	0.9%
% of Patients satisfied with the dentistry they have received	0	0	N/A	92.7%	93.2%	93.2%
% of Patients satisfied with the time they had to wait for an appointment	0	0	N/A	89.5%	89.1%	88.8%

\* This is based on patients treated on this contract for their most recent course of treatment. Figures in italics indicate the base number of FP17s or Patient Questionnaire responses are less than 100. N/A is shown where the base number of responses is less than 10 during the period. % is calculated as Quantity/Base number\*100

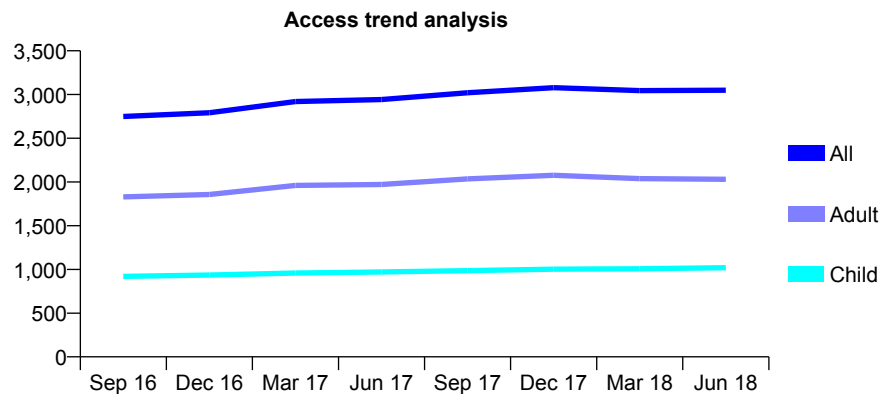
## Q57 - Vital Signs At a Glance Contract Report for 652598/0001 - June 2018

Name or company name	MISS CL JONES
Contract type name	GDS Contract
Purpose of contract	General
Contract start date	01/04/2006
Contract end date	

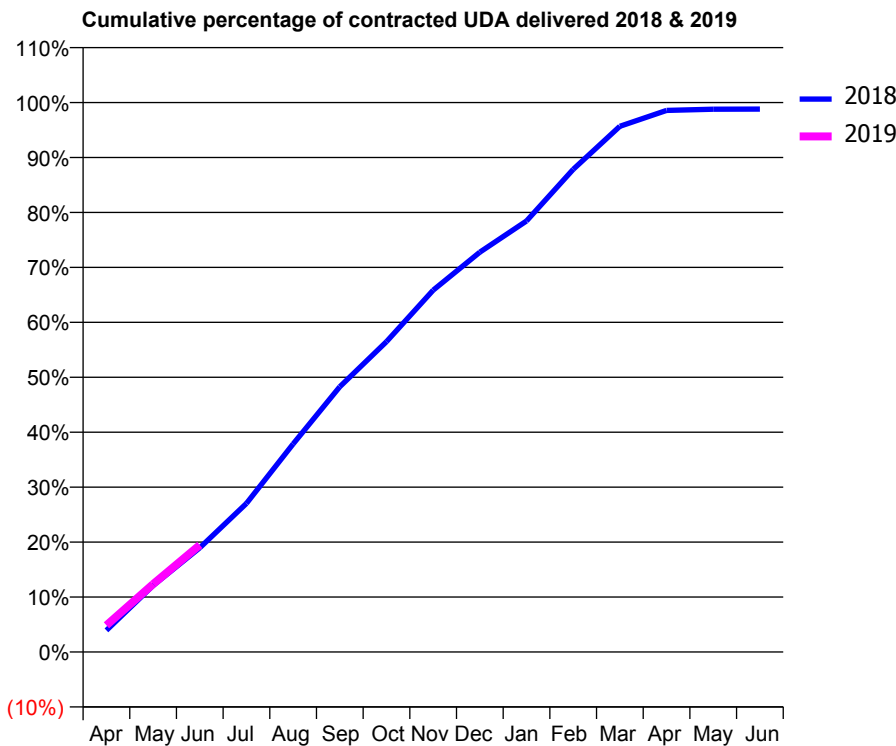
18/19 Contracted general activity (UDA)	8,100
Carry forward general activity (UDA)	0
18/19 Contracted orthodontic activity (UOA)	0
Carry forward orthodontic activity (UOA)	0
Baseline contract value	£205,725.66

### ACCESS\*

Patients seen in 24 months	Total	Change since previous quarter
Quarter ending June 2017	2,942	
Quarter ending September 2017	3,021	↑
Quarter ending December 2017	3,079	→
Quarter ending March 2018	3,045	↓
Quarter ending June 2018	3,050	→
<b>Variance since June 2017</b>	<b>3.7%</b>	<b>↑</b>



### ACTIVITY



Adjusted Scheduled Activity (UDA)		
Month	2018	2019
April	319	395
May	980	1,001
June	1,537	1,577
July	2,190	
August	3,068	
September	3,910	
October	4,574	
November	5,334	
December	5,894	
January	6,354	
February	7,114	
March	7,750	
April	7,984	
May	8,000	
June	8,003	

### QUALITY

	Quantity	Base Number	Contract	AT	Region	England
% of FP17s for the same patient ID Re-attending within 3 months - Children	25	407	6.1%	9.6%	11.3%	11.5%
% of FP17s for the same patient ID Re-attending within 3 months - Adults	86	666	12.9%	14.2%	14.9%	15.4%
% of FP17s for the same patient ID Re-attending between 3 & 9 months - Children	281	407	69.0%	56.4%	60.0%	58.9%
% of FP17s for the same patient ID Re-attending between 3 & 9 months - Adults	426	666	64.0%	50.6%	52.6%	51.6%
% of FP17s for Band 1 Urgent Courses	76	896	8.5%	8.3%	7.9%	8.9%
% of FP17s Relating to Free Repair or Replacements	2	896	0.2%	0.7%	0.8%	0.8%
% of FP17s Relating to Continuations	2	896	0.2%	0.9%	0.9%	0.9%
% of Patients satisfied with the dentistry they have received	4	4	N/A	92.7%	93.2%	93.2%
% of Patients satisfied with the time they had to wait for an appointment	4	4	N/A	89.5%	89.1%	88.8%

\* This is based on patients treated on this contract for their most recent course of treatment. Figures in italics indicate the base number of FP17s or Patient Questionnaire responses are less than 100. N/A is shown where the base number of responses is less than 10 during the period. % is calculated as Quantity/Base number\*100

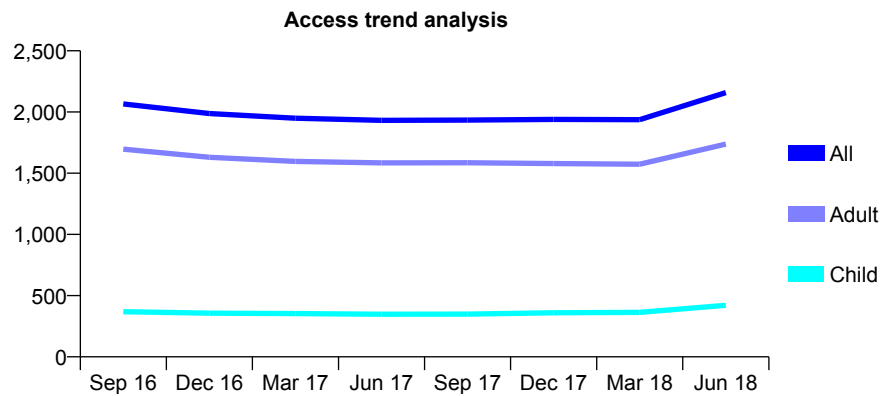
## Q57 - Vital Signs At a Glance Contract Report for 656224/0001 - June 2018

Name or company name	Heralds WY Dental Surgery
Contract type name	GDS Contract
Purpose of contract	General
Contract start date	01/04/2006
Contract end date	

18/19 Contracted general activity (UDA)	5,871
Carry forward general activity (UDA)	0
18/19 Contracted orthodontic activity (UOA)	0
Carry forward orthodontic activity (UOA)	0
Baseline contract value	£164,738.32

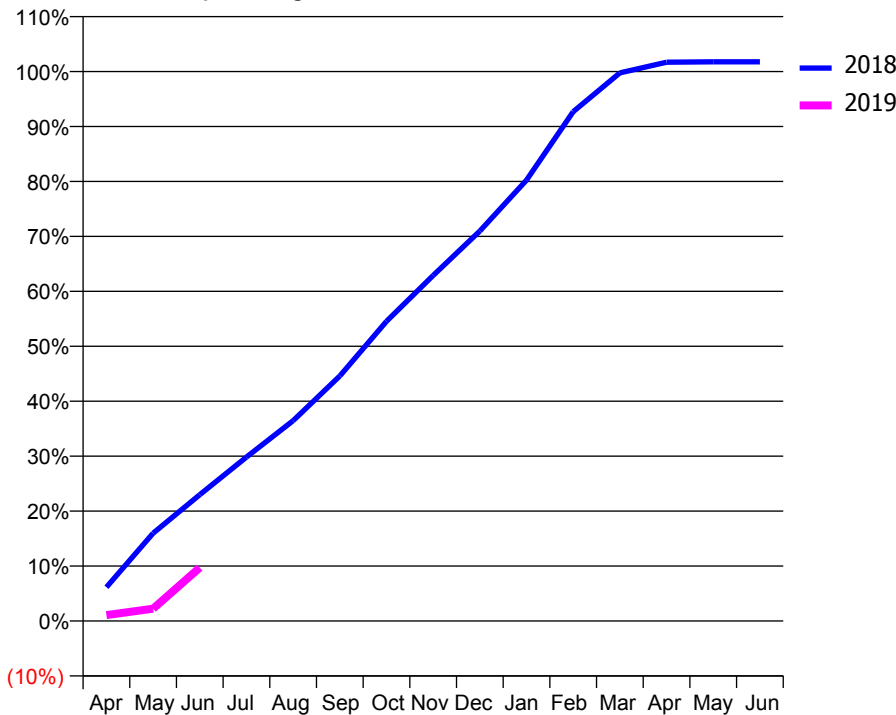
### ACCESS\*

Patients seen in 24 months	Total	Change since previous quarter
Quarter ending June 2017	1,932	
Quarter ending September 2017	1,934	→
Quarter ending December 2017	1,939	→
Quarter ending March 2018	1,937	→
Quarter ending June 2018	2,159	↑
<b>Variance since June 2017</b>	<b>11.7%</b>	<b>↑</b>



### ACTIVITY

Cumulative percentage of contracted UDA delivered 2018 & 2019



Adjusted Scheduled Activity (UDA)		
Month	2018	2019
April	362	63
May	939	131
June	1,349	570
July	1,751	
August	2,141	
September	2,619	
October	3,201	
November	3,692	
December	4,167	
January	4,711	
February	5,442	
March	5,856	
April	5,971	
May	5,975	
June	5,975	

### QUALITY

	Quantity	Base Number	Contract	AT	Region	England
% of FP17s for the same patient ID Re-attending within 3 months - Children	3	70	4.3%	9.6%	11.3%	11.5%
% of FP17s for the same patient ID Re-attending within 3 months - Adults	35	349	10.0%	14.2%	14.9%	15.4%
% of FP17s for the same patient ID Re-attending between 3 & 9 months - Children	47	70	67.1%	56.4%	60.0%	58.9%
% of FP17s for the same patient ID Re-attending between 3 & 9 months - Adults	233	349	66.8%	50.6%	52.6%	51.6%
% of FP17s for Band 1 Urgent Courses	27	378	7.1%	8.3%	7.9%	8.9%
% of FP17s Relating to Free Repair or Replacements	0	378	0.0%	0.7%	0.8%	0.8%
% of FP17s Relating to Continuations	0	378	0.0%	0.9%	0.9%	0.9%
% of Patients satisfied with the dentistry they have received	1	1	N/A	92.7%	93.2%	93.2%
% of Patients satisfied with the time they had to wait for an appointment	1	1	N/A	89.5%	89.1%	88.8%

\* This is based on patients treated on this contract for their most recent course of treatment. Figures in italics indicate the base number of FP17s or Patient Questionnaire responses are less than 100. N/A is shown where the base number of responses is less than 10 during the period. % is calculated as Quantity/Base number\*100



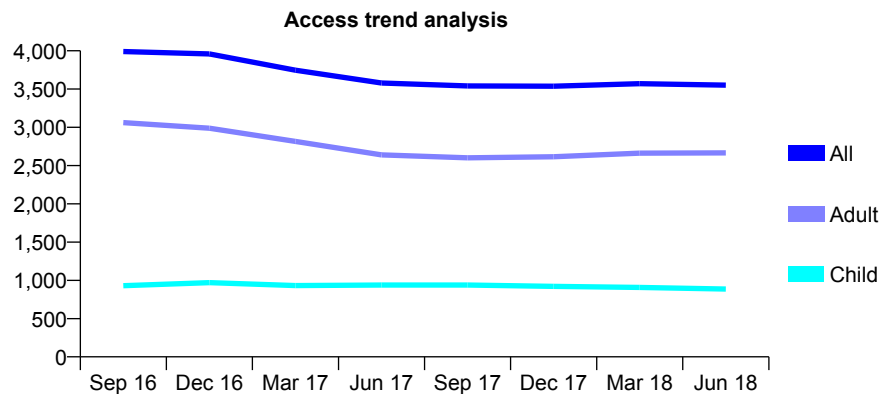
## Q57 - Vital Signs At a Glance Contract Report for 678120/0001 - June 2018

Name or company name	The Dental Care Group Partnership
Contract type name	GDS Contract
Purpose of contract	General
Contract start date	01/04/2006
Contract end date	

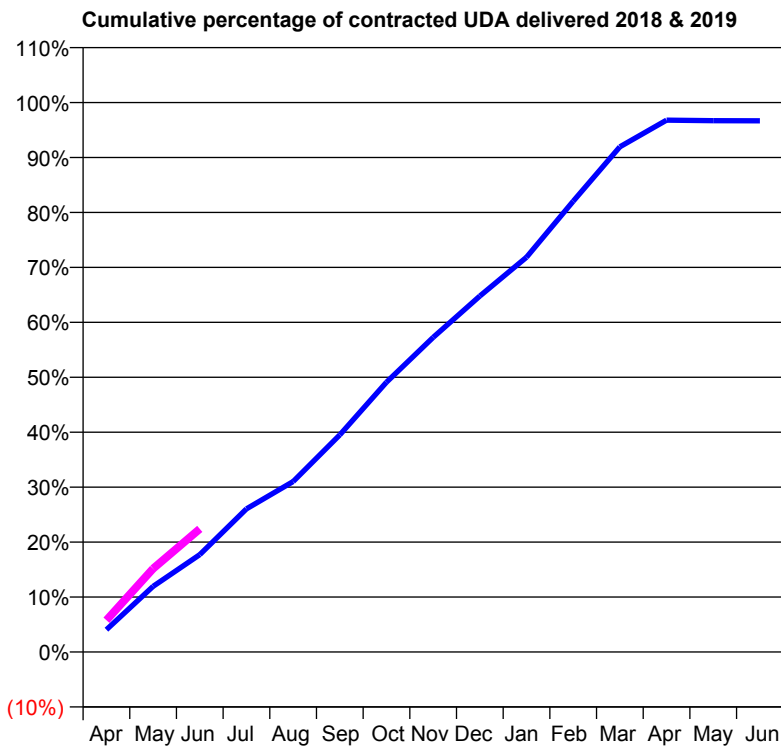
18/19 Contracted general activity (UDA)	13,838
Carry forward general activity (UDA)	0
18/19 Contracted orthodontic activity (UOA)	0
Carry forward orthodontic activity (UOA)	0
Baseline contract value	£411,718.18

### ACCESS\*

Patients seen in 24 months	Total	Change since previous quarter
Quarter ending June 2017	3,579	
Quarter ending September 2017	3,540	↓
Quarter ending December 2017	3,538	→
Quarter ending March 2018	3,570	→
Quarter ending June 2018	3,551	→
<b>Variance since June 2017</b>	<b>(0.8%)</b>	→



### ACTIVITY



Month	Adjusted Scheduled Activity (UDA)	
	2018	2019
April	562	800
May	1,654	2,100
June	2,453	3,100
July	3,604	
August	4,292	
September	5,470	
October	6,794	
November	7,924	
December	8,965	
January	9,943	
February	11,351	
March	12,721	
April	13,395	
May	13,380	
June	13,377	

### QUALITY

	Quantity	Base Number	Contract	AT	Region	England
% of FP17s for the same patient ID Re-attending within 3 months - Children	16	305	5.2%	9.6%	11.3%	11.5%
% of FP17s for the same patient ID Re-attending within 3 months - Adults	52	753	6.9%	14.2%	14.9%	15.4%
% of FP17s for the same patient ID Re-attending between 3 & 9 months - Children	156	305	51.1%	56.4%	60.0%	58.9%
% of FP17s for the same patient ID Re-attending between 3 & 9 months - Adults	320	753	42.5%	50.6%	52.6%	51.6%
% of FP17s for Band 1 Urgent Courses	19	886	2.1%	8.3%	7.9%	8.9%
% of FP17s Relating to Free Repair or Replacements	2	886	0.2%	0.7%	0.8%	0.8%
% of FP17s Relating to Continuations	1	886	0.1%	0.9%	0.9%	0.9%
% of Patients satisfied with the dentistry they have received	6	6	N/A	92.7%	93.2%	93.2%
% of Patients satisfied with the time they had to wait for an appointment	6	6	N/A	89.5%	89.1%	88.8%

\* This is based on patients treated on this contract for their most recent course of treatment. Figures in italics indicate the base number of FP17s or Patient Questionnaire responses are less than 100. N/A is shown where the base number of responses is less than 10 during the period. % is calculated as Quantity/Base number\*100

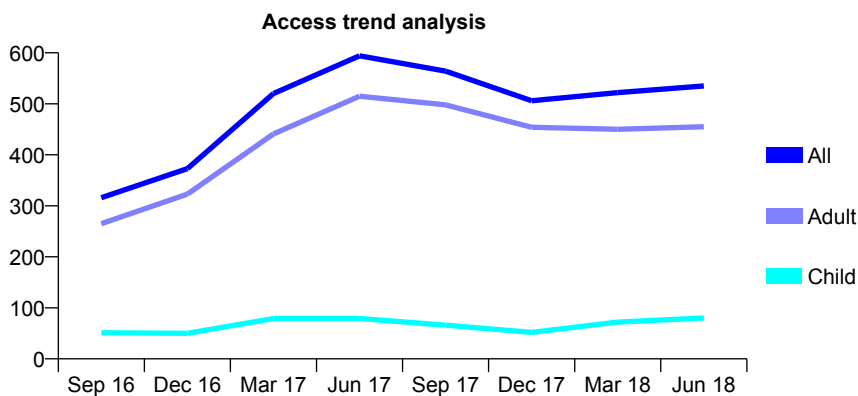
## Q57 - Vital Signs At a Glance Contract Report for 678120/0003 - June 2018

Name or company name	The Dental Care Group Partnership
Contract type name	GDS Contract
Purpose of contract	General
Contract start date	01/04/2015
Contract end date	

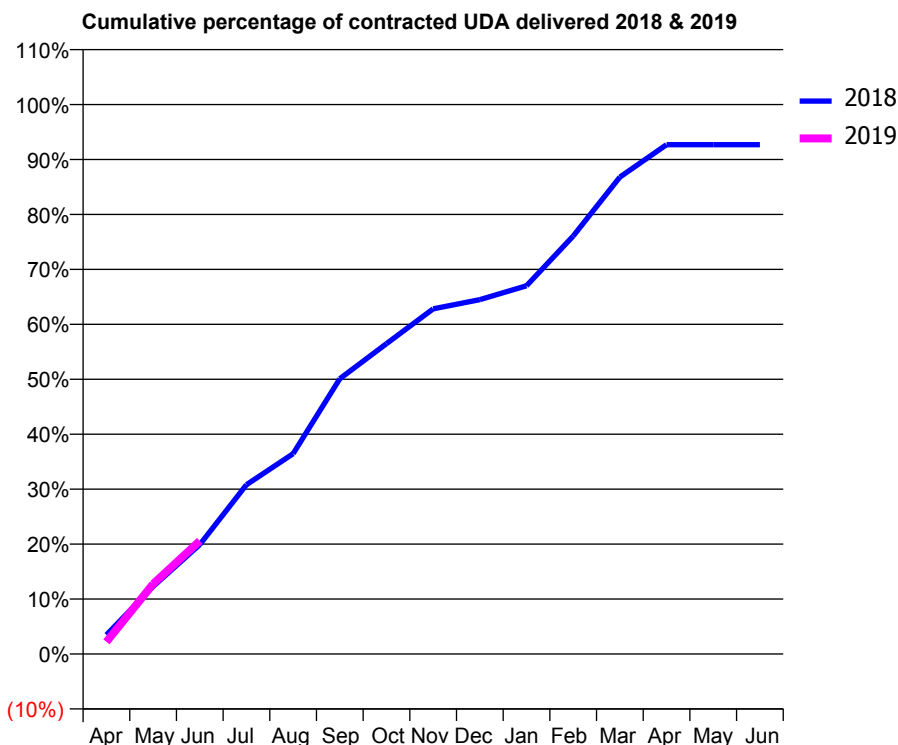
18/19 Contracted general activity (UDA)	1,287
Carry forward general activity (UDA)	0
18/19 Contracted orthodontic activity (UOA)	0
Carry forward orthodontic activity (UOA)	0
Baseline contract value	£38,291.78

### ACCESS\*

Patients seen in 24 months	Total	Change since previous quarter
Quarter ending June 2017	594	
Quarter ending September 2017	564	↓
Quarter ending December 2017	506	↓
Quarter ending March 2018	522	↑
Quarter ending June 2018	535	↑
<b>Variance since June 2017</b>	<b>(9.9%)</b>	<b>↓</b>



### ACTIVITY



Month	Adjusted Scheduled Activity (UDA)	
	2018	2019
April	45	29
May	158	164
June	256	265
July	396	
August	469	
September	645	
October	727	
November	808	
December	830	
January	862	
February	979	
March	1,117	
April	1,193	
May	1,193	
June	1,193	

### QUALITY

	Quantity	Base Number	Contract	AT	Region	England
% of FP17s for the same patient ID Re-attending within 3 months - Children	3	40	7.5%	9.6%	11.3%	11.5%
% of FP17s for the same patient ID Re-attending within 3 months - Adults	10	157	6.4%	14.2%	14.9%	15.4%
% of FP17s for the same patient ID Re-attending between 3 & 9 months - Children	0	40	0.0%	56.4%	60.0%	58.9%
% of FP17s for the same patient ID Re-attending between 3 & 9 months - Adults	3	157	1.9%	50.6%	52.6%	51.6%
% of FP17s for Band 1 Urgent Courses	110	165	66.7%	8.3%	7.9%	8.9%
% of FP17s Relating to Free Repair or Replacements	0	165	0.0%	0.7%	0.8%	0.8%
% of FP17s Relating to Continuations	0	165	0.0%	0.9%	0.9%	0.9%
% of Patients satisfied with the dentistry they have received	2	2	N/A	92.7%	93.2%	93.2%
% of Patients satisfied with the time they had to wait for an appointment	2	2	N/A	89.5%	89.1%	88.8%

\* This is based on patients treated on this contract for their most recent course of treatment. Figures in italics indicate the base number of FP17s or Patient Questionnaire responses are less than 100. N/A is shown where the base number of responses is less than 10 during the period. % is calculated as Quantity/Base number\*100

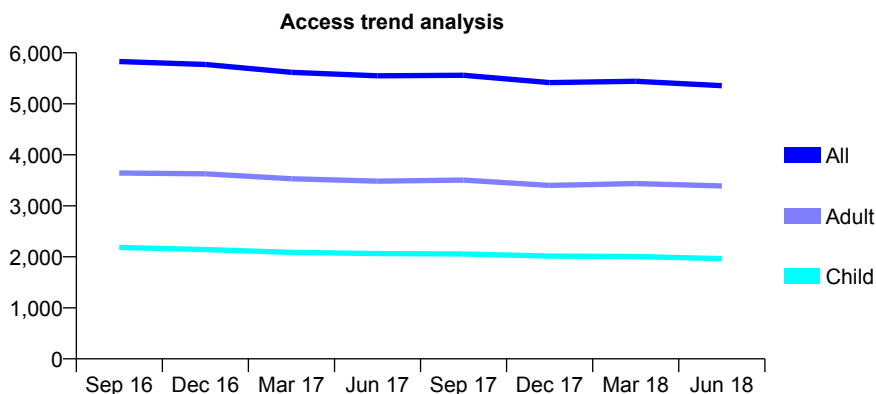
## Q57 - Vital Signs At a Glance Contract Report for 678422/0001 - June 2018

Name or company name	MR SK KEANE
Contract type name	GDS Contract
Purpose of contract	General
Contract start date	01/04/2006
Contract end date	

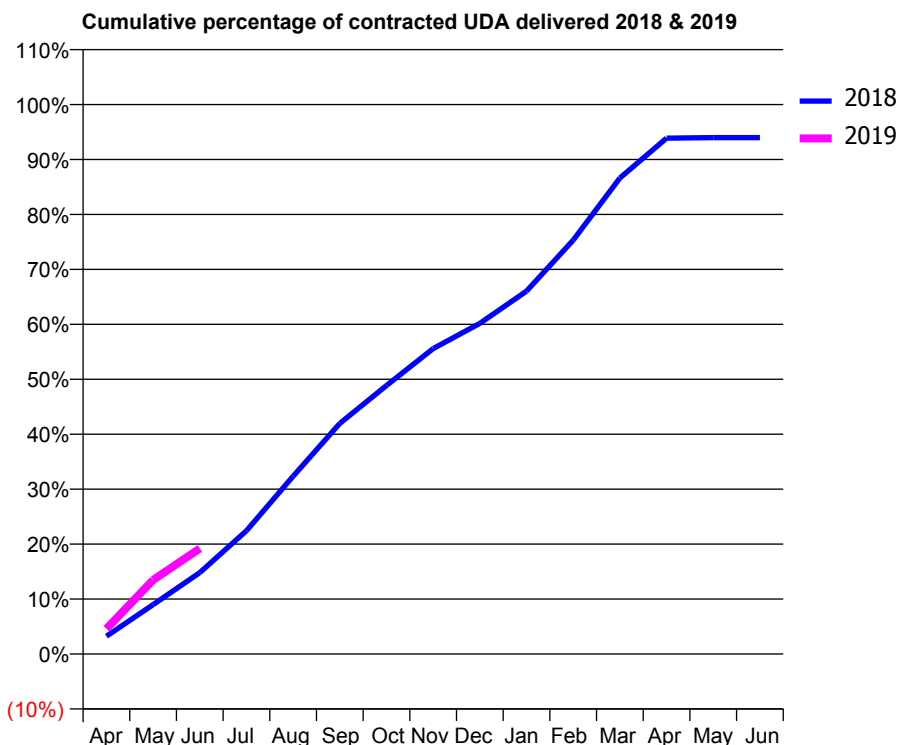
18/19 Contracted general activity (UDA)	14,000
Carry forward general activity (UDA)	0
18/19 Contracted orthodontic activity (UOA)	0
Carry forward orthodontic activity (UOA)	0
Baseline contract value	£477,363.02

### ACCESS\*

Patients seen in 24 months	Total	Change since previous quarter
Quarter ending June 2017	5,548	
Quarter ending September 2017	5,560	→
Quarter ending December 2017	5,415	↓
Quarter ending March 2018	5,442	→
Quarter ending June 2018	5,355	↓
<b>Variance since June 2017</b>	<b>(3.5%)</b>	<b>↓</b>



### ACTIVITY



Adjusted Scheduled Activity (UDA)		
Month	2018	2019
April	452	645
May	1,257	1,886
June	2,074	2,688
July	3,142	
August	4,531	
September	5,875	
October	6,840	
November	7,783	
December	8,423	
January	9,246	
February	10,544	
March	12,126	
April	13,142	
May	13,155	
June	13,155	

### QUALITY

	Quantity	Base Number	Contract	AT	Region	England
% of FP17s for the same patient ID Re-attending within 3 months - Children	59	744	7.9%	9.6%	11.3%	11.5%
% of FP17s for the same patient ID Re-attending within 3 months - Adults	179	1,028	17.4%	14.2%	14.9%	15.4%
% of FP17s for the same patient ID Re-attending between 3 & 9 months - Children	413	744	55.5%	56.4%	60.0%	58.9%
% of FP17s for the same patient ID Re-attending between 3 & 9 months - Adults	484	1,028	47.1%	50.6%	52.6%	51.6%
% of FP17s for Band 1 Urgent Courses	102	1,419	7.2%	8.3%	7.9%	8.9%
% of FP17s Relating to Free Repair or Replacements	12	1,419	0.8%	0.7%	0.8%	0.8%
% of FP17s Relating to Continuations	3	1,419	0.2%	0.9%	0.9%	0.9%
% of Patients satisfied with the dentistry they have received	3	3	N/A	92.7%	93.2%	93.2%
% of Patients satisfied with the time they had to wait for an appointment	3	3	N/A	89.5%	89.1%	88.8%

\* This is based on patients treated on this contract for their most recent course of treatment. Figures in italics indicate the base number of FP17s or Patient Questionnaire responses are less than 100. N/A is shown where the base number of responses is less than 10 during the period. % is calculated as Quantity/Base number\*100

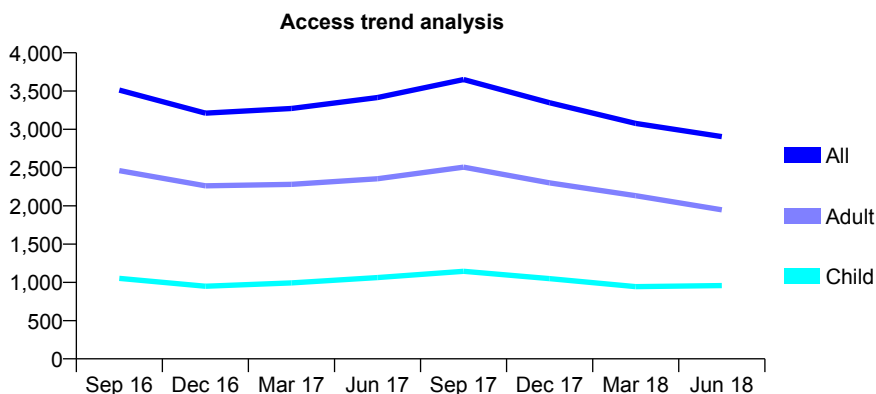
## Q57 - Vital Signs At a Glance Contract Report for 679445/0001 - June 2018

Name or company name	MR M KANGI
Contract type name	GDS Contract
Purpose of contract	General
Contract start date	01/04/2006
Contract end date	

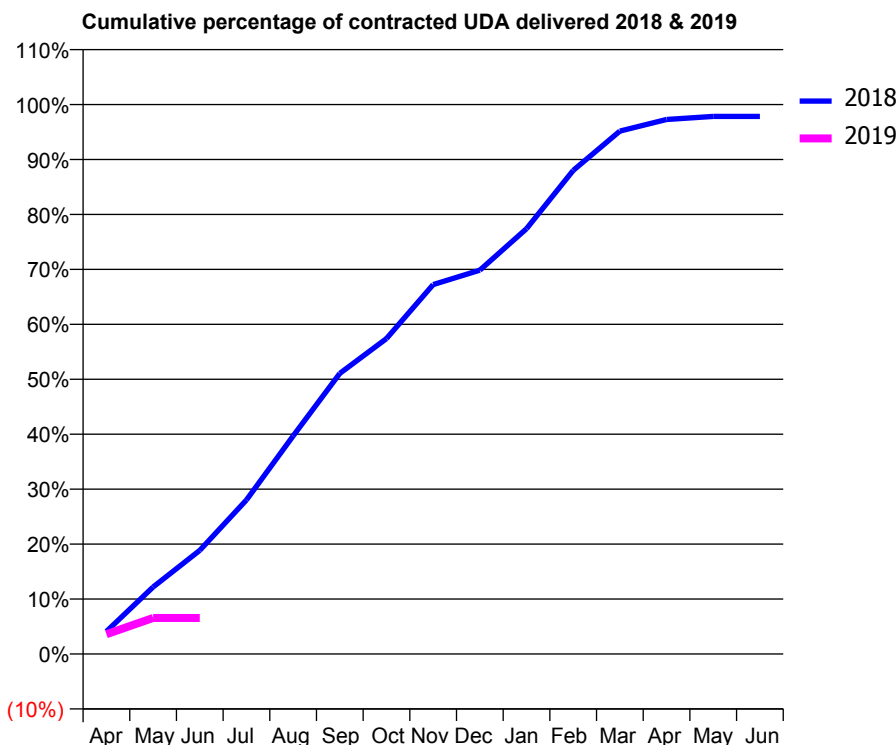
18/19 Contracted general activity (UDA)	7,354
Carry forward general activity (UDA)	0
18/19 Contracted orthodontic activity (UOA)	0
Carry forward orthodontic activity (UOA)	0
Baseline contract value	£224,508.82

### ACCESS\*

Patients seen in 24 months	Total	Change since previous quarter
Quarter ending June 2017	3,416	
Quarter ending September 2017	3,651	↑
Quarter ending December 2017	3,348	↓
Quarter ending March 2018	3,077	↓
Quarter ending June 2018	2,905	↓
<b>Variance since June 2017</b>	<b>(15.0%)</b>	<b>↓</b>



### ACTIVITY



Month	Adjusted Scheduled Activity (UDA)	
	2018	2019
April	303	264
May	896	484
June	1,388	484
July	2,062	
August	2,919	
September	3,756	
October	4,221	
November	4,944	
December	5,137	
January	5,693	
February	6,472	
March	6,998	
April	7,154	
May	7,195	
June	7,195	

### QUALITY

	Quantity	Base Number	Contract	AT	Region	England
% of FP17s for the same patient ID Re-attending within 3 months - Children	6	182	3.3%	9.6%	11.3%	11.5%
% of FP17s for the same patient ID Re-attending within 3 months - Adults	13	253	5.1%	14.2%	14.9%	15.4%
% of FP17s for the same patient ID Re-attending between 3 & 9 months - Children	71	182	39.0%	56.4%	60.0%	58.9%
% of FP17s for the same patient ID Re-attending between 3 & 9 months - Adults	75	253	29.6%	50.6%	52.6%	51.6%
% of FP17s for Band 1 Urgent Courses	23	354	6.5%	8.3%	7.9%	8.9%
% of FP17s Relating to Free Repair or Replacements	1	354	0.3%	0.7%	0.8%	0.8%
% of FP17s Relating to Continuations	0	354	0.0%	0.9%	0.9%	0.9%
% of Patients satisfied with the dentistry they have received	7	10	70.0%	92.7%	93.2%	93.2%
% of Patients satisfied with the time they had to wait for an appointment	4	10	40.0%	89.5%	89.1%	88.8%

\* This is based on patients treated on this contract for their most recent course of treatment. Figures in italics indicate the base number of FP17s or Patient Questionnaire responses are less than 100. N/A is shown where the base number of responses is less than 10 during the period. % is calculated as Quantity/Base number\*100

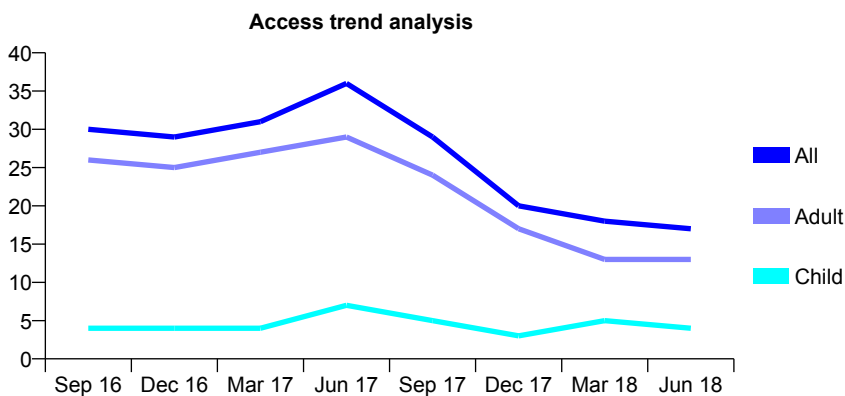
## Q57 - Vital Signs At a Glance Contract Report for 679445/0007 - June 2018

Name or company name	MR M KANGI
Contract type name	GDS Contract
Purpose of contract	General
Contract start date	01/04/2015
Contract end date	

18/19 Contracted general activity (UDA)	46
Carry forward general activity (UDA)	0
18/19 Contracted orthodontic activity (UOA)	0
Carry forward orthodontic activity (UOA)	0
Baseline contract value	£1,410.93

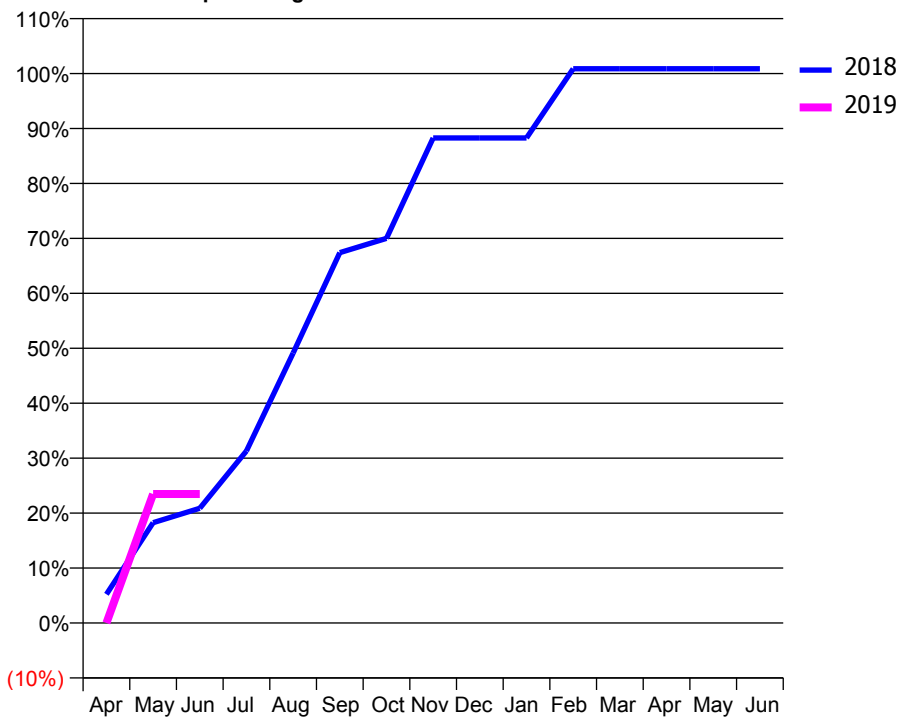
### ACCESS\*

Patients seen in 24 months	Total	Change since previous quarter
Quarter ending June 2017	36	
Quarter ending September 2017	29	↓
Quarter ending December 2017	20	↓
Quarter ending March 2018	18	↓
Quarter ending June 2018	17	↓
<b>Variance since June 2017</b>	<b>(52.8%)</b>	<b>↓</b>



### ACTIVITY

Cumulative percentage of contracted UDA delivered 2018 & 2019



Adjusted Scheduled Activity (UDA)

Month	2018	2019
April	2	0
May	8	11
June	10	11
July	14	
August	23	
September	31	
October	32	
November	41	
December	41	
January	41	
February	46	
March	46	
April	46	
May	46	
June	46	

### QUALITY

	Quantity	Base Number	Contract	AT	Region	England
% of FP17s for the same patient ID Re-attending within 3 months - Children	0	1	0.0%	9.6%	11.3%	11.5%
% of FP17s for the same patient ID Re-attending within 3 months - Adults	0	8	0.0%	14.2%	14.9%	15.4%
% of FP17s for the same patient ID Re-attending between 3 & 9 months - Children	0	1	0.0%	56.4%	60.0%	58.9%
% of FP17s for the same patient ID Re-attending between 3 & 9 months - Adults	0	8	0.0%	50.6%	52.6%	51.6%
% of FP17s for Band 1 Urgent Courses	9	9	100.0%	8.3%	7.9%	8.9%
% of FP17s Relating to Free Repair or Replacements	0	9	0.0%	0.7%	0.8%	0.8%
% of FP17s Relating to Continuations	0	9	0.0%	0.9%	0.9%	0.9%
% of Patients satisfied with the dentistry they have received	0	0	N/A	92.7%	93.2%	93.2%
% of Patients satisfied with the time they had to wait for an appointment	0	0	N/A	89.5%	89.1%	88.8%

\* This is based on patients treated on this contract for their most recent course of treatment. Figures in italics indicate the base number of FP17s or Patient Questionnaire responses are less than 100. N/A is shown where the base number of responses is less than 10 during the period. % is calculated as Quantity/Base number\*100

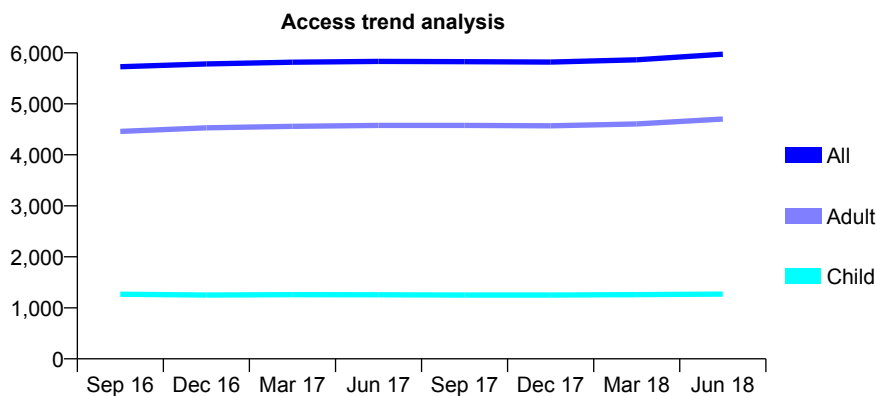
## Q57 - Vital Signs At a Glance Contract Report for 684007/0001 - June 2018

Name or company name	MR EL SCHNEL
Contract type name	GDS Contract
Purpose of contract	General
Contract start date	01/04/2006
Contract end date	

18/19 Contracted general activity (UDA)	16,250
Carry forward general activity (UDA)	0
18/19 Contracted orthodontic activity (UOA)	0
Carry forward orthodontic activity (UOA)	0
Baseline contract value	£515,108.31

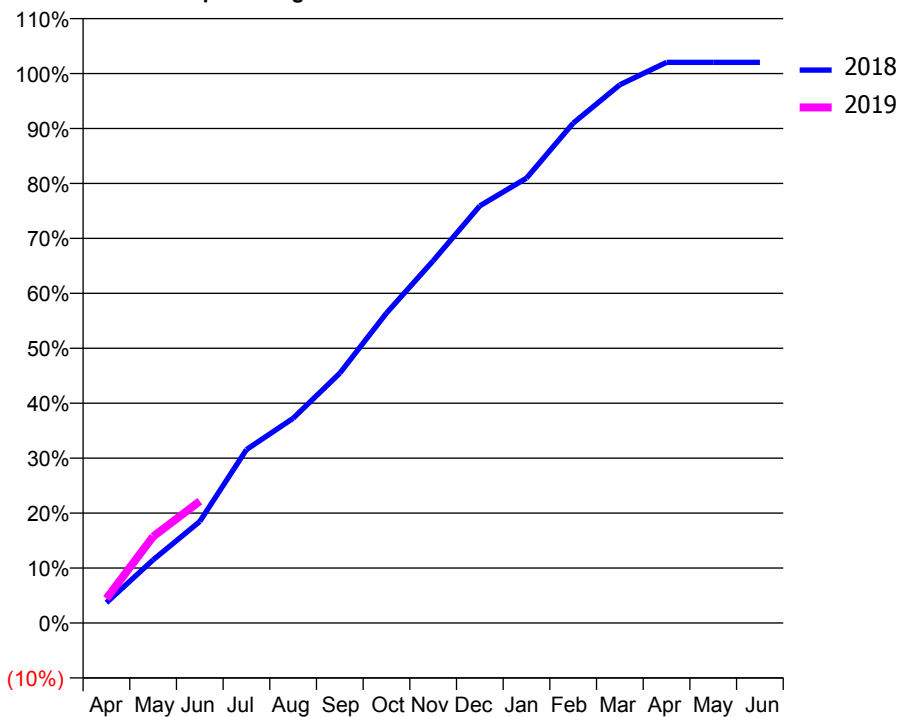
### ACCESS\*

Patients seen in 24 months	Total	Change since previous quarter
Quarter ending June 2017	5,832	
Quarter ending September 2017	5,826	→
Quarter ending December 2017	5,818	→
Quarter ending March 2018	5,864	→
Quarter ending June 2018	5,972	→
<b>Variance since June 2017</b>	<b>2.4%</b>	<b>↑</b>



### ACTIVITY

Cumulative percentage of contracted UDA delivered 2018 & 2019



Month	Adjusted Scheduled Activity (UDA)	
	2018	2019
April	603	725
May	1,867	2,558
June	3,004	3,603
July	5,126	
August	6,054	
September	7,388	
October	9,166	
November	10,711	
December	12,338	
January	13,156	
February	14,782	
March	15,916	
April	16,581	
May	16,581	
June	16,581	

### QUALITY

	Quantity	Base Number	Contract	AT	Region	England
% of FP17s for the same patient ID Re-attending within 3 months - Children	21	481	4.4%	9.6%	11.3%	11.5%
% of FP17s for the same patient ID Re-attending within 3 months - Adults	231	1,565	14.8%	14.2%	14.9%	15.4%
% of FP17s for the same patient ID Re-attending between 3 & 9 months - Children	257	481	53.4%	56.4%	60.0%	58.9%
% of FP17s for the same patient ID Re-attending between 3 & 9 months - Adults	775	1,565	49.5%	50.6%	52.6%	51.6%
% of FP17s for Band 1 Urgent Courses	103	1,757	5.9%	8.3%	7.9%	8.9%
% of FP17s Relating to Free Repair or Replacements	15	1,757	0.9%	0.7%	0.8%	0.8%
% of FP17s Relating to Continuations	26	1,757	1.5%	0.9%	0.9%	0.9%
% of Patients satisfied with the dentistry they have received	7	7	N/A	92.7%	93.2%	93.2%
% of Patients satisfied with the time they had to wait for an appointment	6	7	N/A	89.5%	89.1%	88.8%

\* This is based on patients treated on this contract for their most recent course of treatment. Figures in italics indicate the base number of FP17s or Patient Questionnaire responses are less than 100. N/A is shown where the base number of responses is less than 10 during the period. % is calculated as Quantity/Base number\*100

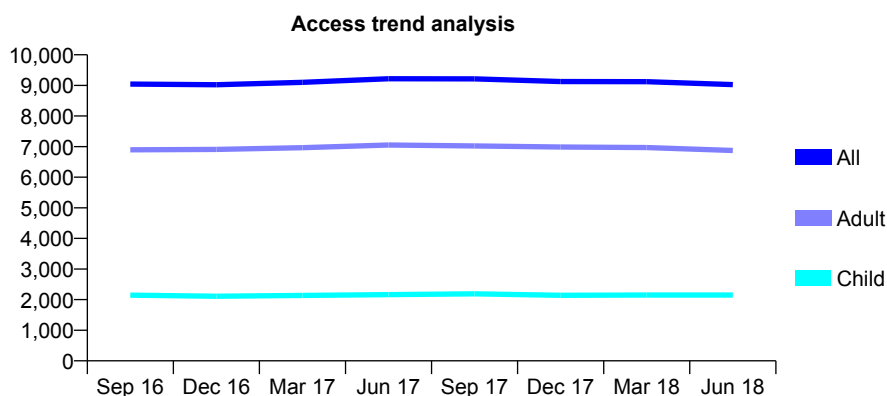
## Q57 - Vital Signs At a Glance Contract Report for 685364/0002 - June 2018

Name or company name	MRS G SENNIK
Contract type name	GDS Contract
Purpose of contract	General
Contract start date	01/04/2006
Contract end date	

18/19 Contracted general activity (UDA)	28,017
Carry forward general activity (UDA)	0
18/19 Contracted orthodontic activity (UOA)	0
Carry forward orthodontic activity (UOA)	0
Baseline contract value	£848,392.92

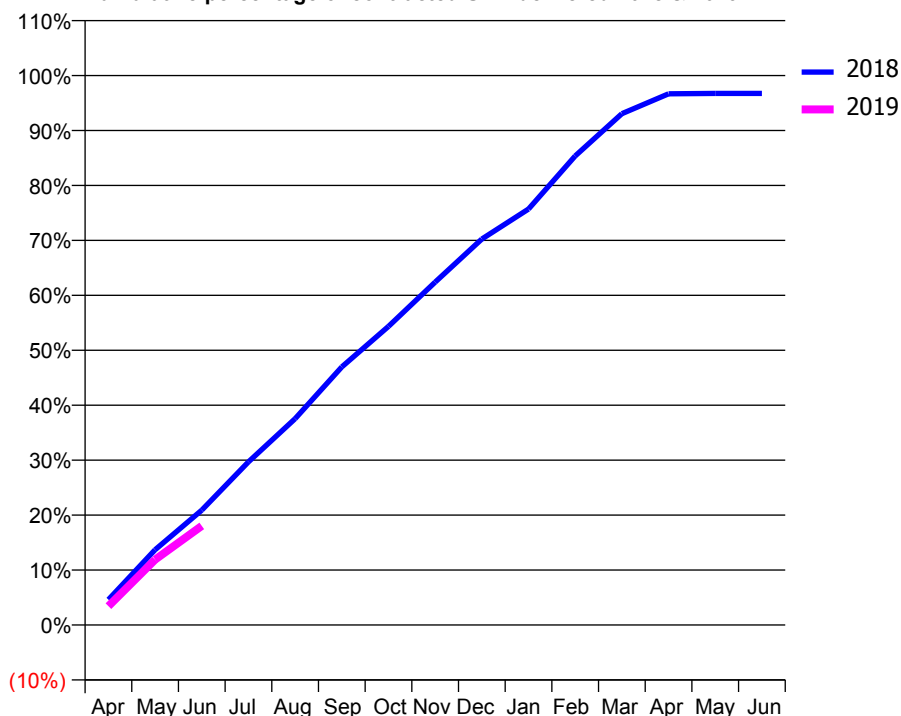
### ACCESS\*

Patients seen in 24 months	Total	Change since previous quarter
Quarter ending June 2017	9,217	
Quarter ending September 2017	9,212	→
Quarter ending December 2017	9,128	→
Quarter ending March 2018	9,122	→
Quarter ending June 2018	9,024	↓
<b>Variance since June 2017</b>	<b>(2.1%)</b>	<b>↓</b>



### ACTIVITY

Cumulative percentage of contracted UDA delivered 2018 & 2019



Adjusted Scheduled Activity (UDA)

Month	2018	2019
April	1,297	960
May	3,835	3,335
June	5,856	5,057
July	8,317	
August	10,524	
September	13,157	
October	15,229	
November	17,483	
December	19,681	
January	21,208	
February	23,918	
March	26,069	
April	27,086	
May	27,103	
June	27,102	

### QUALITY

	Quantity	Base Number	Contract	AT	Region	England
% of FP17s for the same patient ID Re-attending within 3 months - Children	36	647	5.6%	9.6%	11.3%	11.5%
% of FP17s for the same patient ID Re-attending within 3 months - Adults	225	1,954	11.5%	14.2%	14.9%	15.4%
% of FP17s for the same patient ID Re-attending between 3 & 9 months - Children	370	647	57.2%	56.4%	60.0%	58.9%
% of FP17s for the same patient ID Re-attending between 3 & 9 months - Adults	1,032	1,954	52.8%	50.6%	52.6%	51.6%
% of FP17s for Band 1 Urgent Courses	195	2,209	8.8%	8.3%	7.9%	8.9%
% of FP17s Relating to Free Repair or Replacements	21	2,209	1.0%	0.7%	0.8%	0.8%
% of FP17s Relating to Continuations	9	2,209	0.4%	0.9%	0.9%	0.9%
% of Patients satisfied with the dentistry they have received	9	10	90.0%	92.7%	93.2%	93.2%
% of Patients satisfied with the time they had to wait for an appointment	9	10	90.0%	89.5%	89.1%	88.8%

\* This is based on patients treated on this contract for their most recent course of treatment. Figures in italics indicate the base number of FP17s or Patient Questionnaire responses are less than 100. N/A is shown where the base number of responses is less than 10 during the period. % is calculated as Quantity/Base number\*100

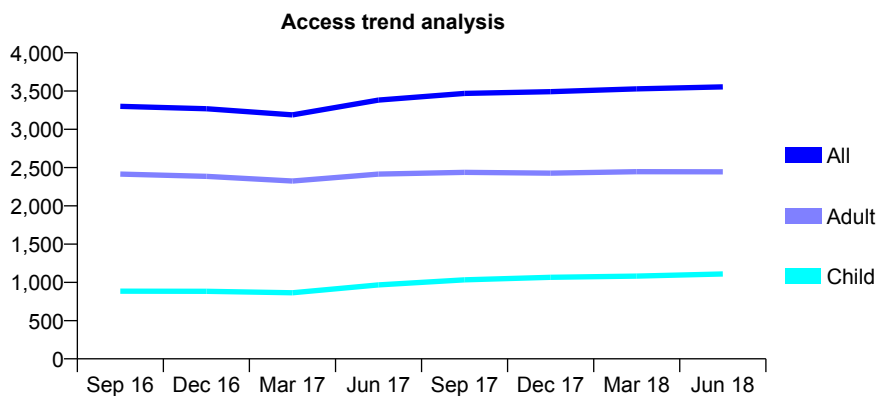
## Q57 - Vital Signs At a Glance Contract Report for 686212/0001 - June 2018

Name or company name	MISS IO AMRORE
Contract type name	GDS Contract
Purpose of contract	General
Contract start date	01/04/2006
Contract end date	

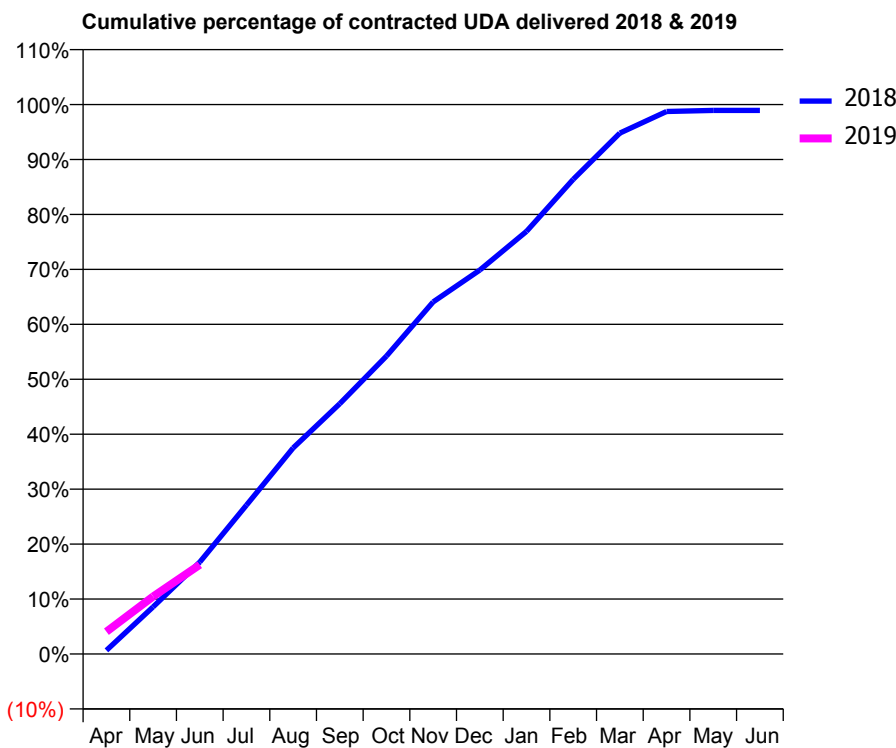
18/19 Contracted general activity (UDA)	8,814
Carry forward general activity (UDA)	0
18/19 Contracted orthodontic activity (UOA)	0
Carry forward orthodontic activity (UOA)	0
Baseline contract value	£221,754.53

### ACCESS\*

Patients seen in 24 months	Total	Change since previous quarter
Quarter ending June 2017	3,382	
Quarter ending September 2017	3,469	↑
Quarter ending December 2017	3,492	→
Quarter ending March 2018	3,528	→
Quarter ending June 2018	3,554	→
<b>Variance since June 2017</b>	<b>5.1%</b>	<b>↑</b>



### ACTIVITY



Month	Adjusted Scheduled Activity (UDA)	
	2018	2019
April	59	359
May	757	923
June	1,474	1,432
July	2,389	
August	3,306	
September	4,016	
October	4,780	
November	5,649	
December	6,159	
January	6,779	
February	7,613	
March	8,355	
April	8,702	
May	8,719	
June	8,719	

### QUALITY

	Quantity	Base Number	Contract	AT	Region	England
% of FP17s for the same patient ID Re-attending within 3 months - Children	26	309	8.4%	9.6%	11.3%	11.5%
% of FP17s for the same patient ID Re-attending within 3 months - Adults	80	584	13.7%	14.2%	14.9%	15.4%
% of FP17s for the same patient ID Re-attending between 3 & 9 months - Children	127	309	41.1%	56.4%	60.0%	58.9%
% of FP17s for the same patient ID Re-attending between 3 & 9 months - Adults	239	584	40.9%	50.6%	52.6%	51.6%
% of FP17s for Band 1 Urgent Courses	99	743	13.3%	8.3%	7.9%	8.9%
% of FP17s Relating to Free Repair or Replacements	5	743	0.7%	0.7%	0.8%	0.8%
% of FP17s Relating to Continuations	5	743	0.7%	0.9%	0.9%	0.9%
% of Patients satisfied with the dentistry they have received	1	2	N/A	92.7%	93.2%	93.2%
% of Patients satisfied with the time they had to wait for an appointment	2	2	N/A	89.5%	89.1%	88.8%

\* This is based on patients treated on this contract for their most recent course of treatment. Figures in italics indicate the base number of FP17s or Patient Questionnaire responses are less than 100. N/A is shown where the base number of responses is less than 10 during the period. % is calculated as Quantity/Base number\*100



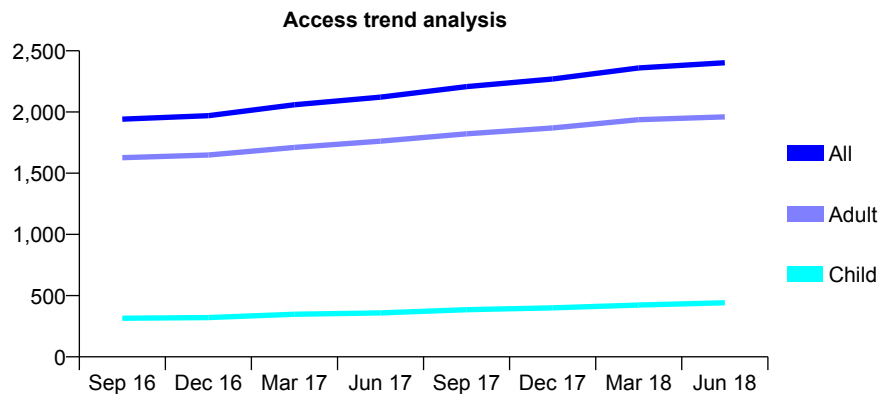
## Q57 - Vital Signs At a Glance Contract Report for 691968/0001 - June 2018

Name or company name	The Hollies Dental Practice
Contract type name	GDS Contract
Purpose of contract	General
Contract start date	01/05/2012
Contract end date	

18/19 Contracted general activity (UDA)	8,676
Carry forward general activity (UDA)	0
18/19 Contracted orthodontic activity (UOA)	0
Carry forward orthodontic activity (UOA)	0
Baseline contract value	£201,126.97

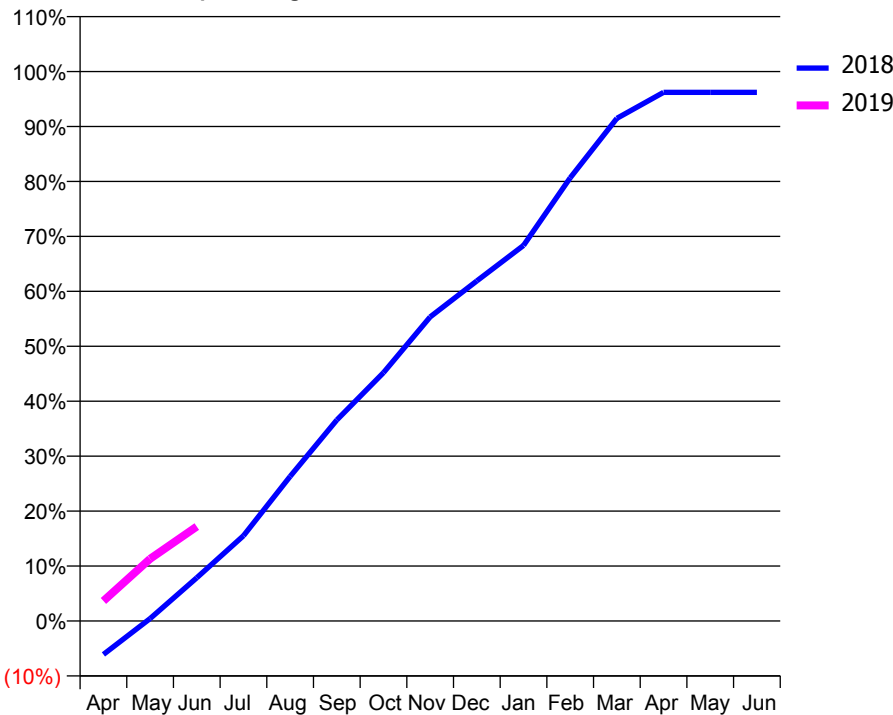
### ACCESS\*

Patients seen in 24 months	Total	Change since previous quarter
Quarter ending June 2017	2,121	
Quarter ending September 2017	2,207	↑
Quarter ending December 2017	2,270	↑
Quarter ending March 2018	2,360	↑
Quarter ending June 2018	2,402	→
<b>Variance since June 2017</b>	<b>13.2%</b>	<b>↑</b>



### ACTIVITY

Cumulative percentage of contracted UDA delivered 2018 & 2019



Month	Adjusted Scheduled Activity (UDA)	
	2018	2019
April	-529	316
May	39	983
June	684	1,491
July	1,347	
August	2,283	
September	3,174	
October	3,921	
November	4,801	
December	5,370	
January	5,929	
February	6,997	
March	7,936	
April	8,348	
May	8,348	
June	8,347	

### QUALITY

	Quantity	Base Number	Contract	AT	Region	England
% of FP17s for the same patient ID Re-attending within 3 months - Children	15	153	9.8%	9.6%	11.3%	11.5%
% of FP17s for the same patient ID Re-attending within 3 months - Adults	126	664	19.0%	14.2%	14.9%	15.4%
% of FP17s for the same patient ID Re-attending between 3 & 9 months - Children	94	153	61.4%	56.4%	60.0%	58.9%
% of FP17s for the same patient ID Re-attending between 3 & 9 months - Adults	366	664	55.1%	50.6%	52.6%	51.6%
% of FP17s for Band 1 Urgent Courses	52	658	7.9%	8.3%	7.9%	8.9%
% of FP17s Relating to Free Repair or Replacements	8	658	1.2%	0.7%	0.8%	0.8%
% of FP17s Relating to Continuations	9	658	1.4%	0.9%	0.9%	0.9%
% of Patients satisfied with the dentistry they have received	10	11	90.9%	92.7%	93.2%	93.2%
% of Patients satisfied with the time they had to wait for an appointment	10	11	90.9%	89.5%	89.1%	88.8%

\* This is based on patients treated on this contract for their most recent course of treatment. Figures in italics indicate the base number of FP17s or Patient Questionnaire responses are less than 100. N/A is shown where the base number of responses is less than 10 during the period. % is calculated as Quantity/Base number\*100

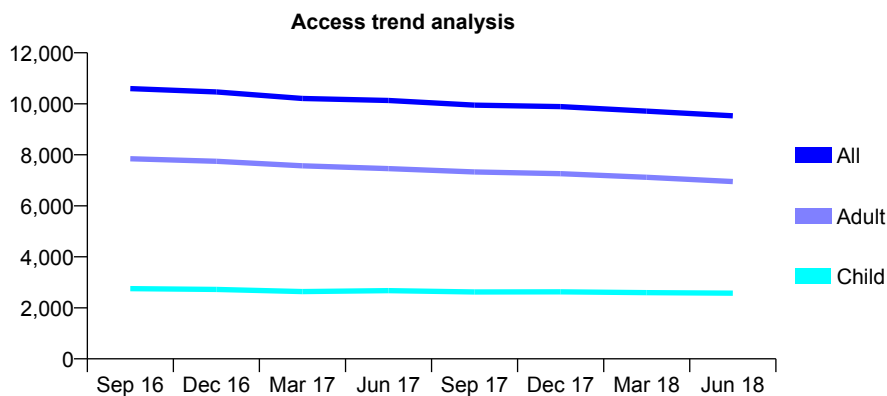
## Q57 - Vital Signs At a Glance Contract Report for 694444/0001 - June 2018

Name or company name	MR AA MOHSENI
Contract type name	GDS Contract
Purpose of contract	General
Contract start date	01/11/2007
Contract end date	

18/19 Contracted general activity (UDA)	29,350
Carry forward general activity (UDA)	0
18/19 Contracted orthodontic activity (UOA)	0
Carry forward orthodontic activity (UOA)	0
Baseline contract value	£701,636.62

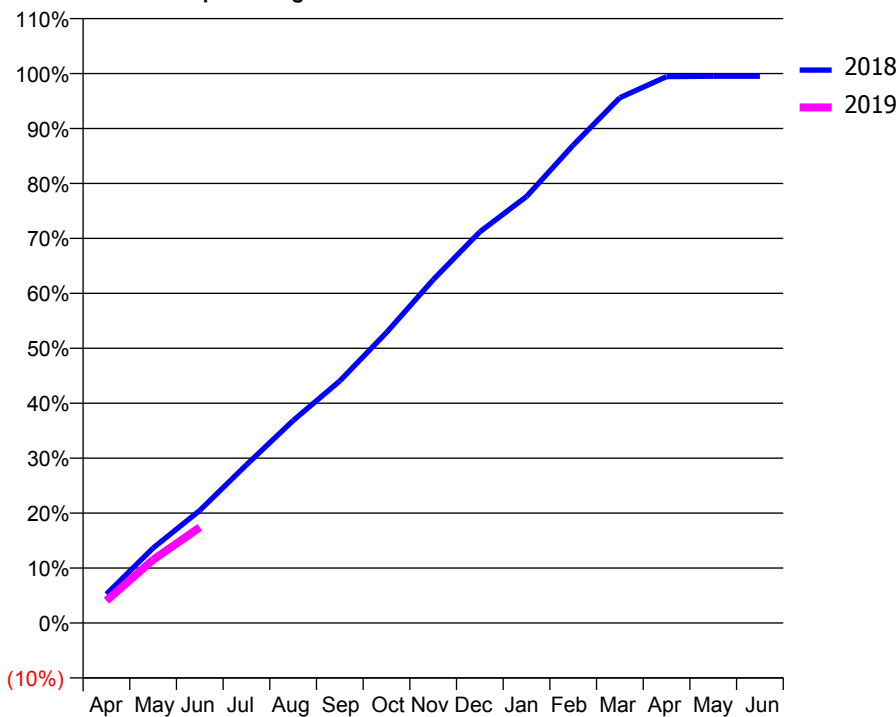
### ACCESS\*

Patients seen in 24 months	Total	Change since previous quarter
Quarter ending June 2017	10,132	
Quarter ending September 2017	9,947	↓
Quarter ending December 2017	9,888	→
Quarter ending March 2018	9,715	↓
Quarter ending June 2018	9,529	↓
<b>Variance since June 2017</b>	<b>(6.0%)</b>	<b>↓</b>



### ACTIVITY

Cumulative percentage of contracted UDA delivered 2018 & 2019



Month	Adjusted Scheduled Activity (UDA)	
	2018	2019
April	1,541	1,195
May	4,007	3,380
June	6,018	5,109
July	8,451	
August	10,813	
September	12,929	
October	15,517	
November	18,333	
December	20,894	
January	22,779	
February	25,520	
March	28,055	
April	29,181	
May	29,203	
June	29,207	

### QUALITY

	Quantity	Base Number	Contract	AT	Region	England
% of FP17s for the same patient ID Re-attending within 3 months - Children	55	861	6.4%	9.6%	11.3%	11.5%
% of FP17s for the same patient ID Re-attending within 3 months - Adults	362	2,236	16.2%	14.2%	14.9%	15.4%
% of FP17s for the same patient ID Re-attending between 3 & 9 months - Children	544	861	63.2%	56.4%	60.0%	58.9%
% of FP17s for the same patient ID Re-attending between 3 & 9 months - Adults	1,163	2,236	52.0%	50.6%	52.6%	51.6%
% of FP17s for Band 1 Urgent Courses	222	2,630	8.4%	8.3%	7.9%	8.9%
% of FP17s Relating to Free Repair or Replacements	26	2,630	1.0%	0.7%	0.8%	0.8%
% of FP17s Relating to Continuations	48	2,630	1.8%	0.9%	0.9%	0.9%
% of Patients satisfied with the dentistry they have received	11	11	100.0%	92.7%	93.2%	93.2%
% of Patients satisfied with the time they had to wait for an appointment	9	11	81.8%	89.5%	89.1%	88.8%

\* This is based on patients treated on this contract for their most recent course of treatment. Figures in italics indicate the base number of FP17s or Patient Questionnaire responses are less than 100. N/A is shown where the base number of responses is less than 10 during the period. % is calculated as Quantity/Base number\*100

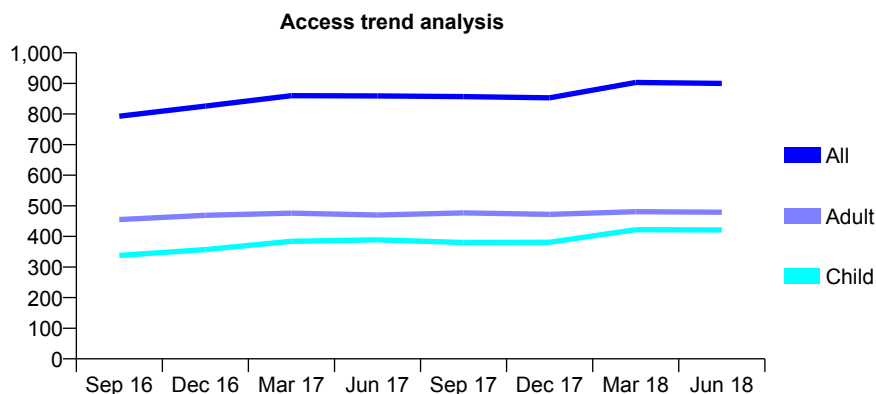
## Q57 - Vital Signs At a Glance Contract Report for 731358/0002 - June 2018

Name or company name	Aveley Dental Surgery
Contract type name	GDS Contract
Purpose of contract	General
Contract start date	01/04/2009
Contract end date	

18/19 Contracted general activity (UDA)	1,800
Carry forward general activity (UDA)	0
18/19 Contracted orthodontic activity (UOA)	0
Carry forward orthodontic activity (UOA)	0
Baseline contract value	£43,931.02

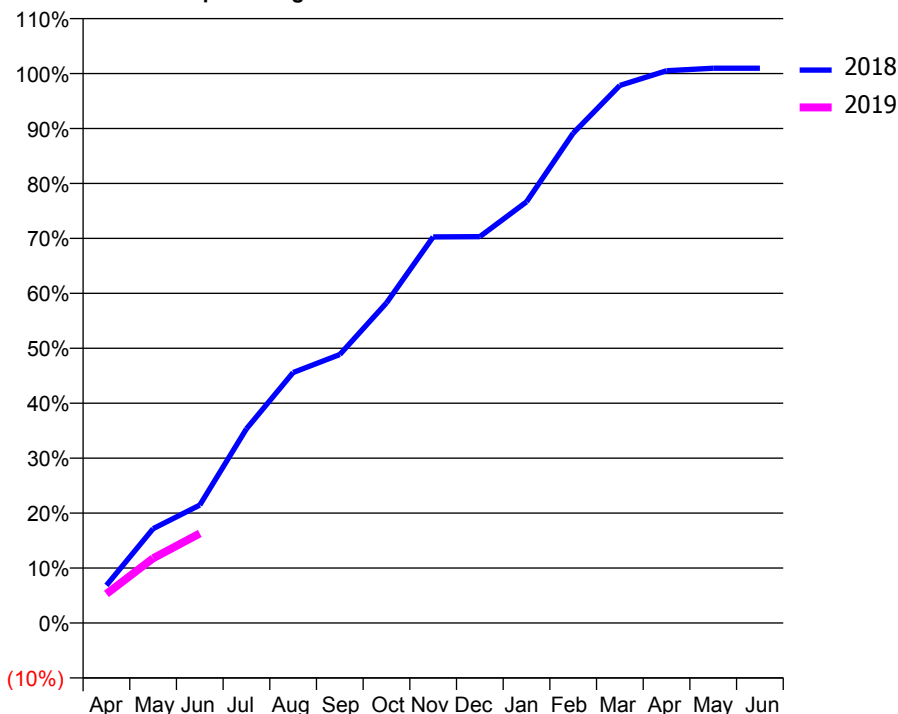
### ACCESS\*

Patients seen in 24 months	Total	Change since previous quarter
Quarter ending June 2017	859	
Quarter ending September 2017	857	→
Quarter ending December 2017	853	→
Quarter ending March 2018	903	↑
Quarter ending June 2018	900	→
<b>Variance since June 2017</b>	<b>4.8%</b>	<b>↑</b>



### ACTIVITY

Cumulative percentage of contracted UDA delivered 2018 & 2019



Adjusted Scheduled Activity (UDA)

Month	2018	2019
April	123	96
May	309	212
June	386	293
July	636	
August	821	
September	880	
October	1,049	
November	1,265	
December	1,266	
January	1,380	
February	1,605	
March	1,761	
April	1,809	
May	1,817	
June	1,817	

### QUALITY

	Quantity	Base Number	Contract	AT	Region	England
% of FP17s for the same patient ID Re-attending within 3 months - Children	5	93	5.4%	9.6%	11.3%	11.5%
% of FP17s for the same patient ID Re-attending within 3 months - Adults	15	98	15.3%	14.2%	14.9%	15.4%
% of FP17s for the same patient ID Re-attending between 3 & 9 months - Children	33	93	35.5%	56.4%	60.0%	58.9%
% of FP17s for the same patient ID Re-attending between 3 & 9 months - Adults	24	98	24.5%	50.6%	52.6%	51.6%
% of FP17s for Band 1 Urgent Courses	11	159	6.9%	8.3%	7.9%	8.9%
% of FP17s Relating to Free Repair or Replacements	0	159	0.0%	0.7%	0.8%	0.8%
% of FP17s Relating to Continuations	0	159	0.0%	0.9%	0.9%	0.9%
% of Patients satisfied with the dentistry they have received	1	1	N/A	92.7%	93.2%	93.2%
% of Patients satisfied with the time they had to wait for an appointment	1	1	N/A	89.5%	89.1%	88.8%

\* This is based on patients treated on this contract for their most recent course of treatment. Figures in italics indicate the base number of FP17s or Patient Questionnaire responses are less than 100. N/A is shown where the base number of responses is less than 10 during the period. % is calculated as Quantity/Base number\*100

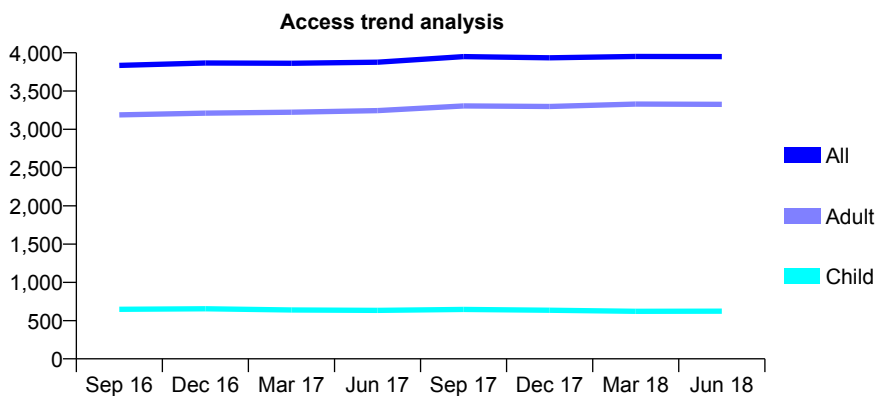
## Q57 - Vital Signs At a Glance Contract Report for 732265/0001 - June 2018

Name or company name	MR ND RANKIN
Contract type name	GDS Contract
Purpose of contract	General
Contract start date	01/04/2006
Contract end date	

18/19 Contracted general activity (UDA)	9,401
Carry forward general activity (UDA)	0
18/19 Contracted orthodontic activity (UOA)	0
Carry forward orthodontic activity (UOA)	0
Baseline contract value	£201,241.02

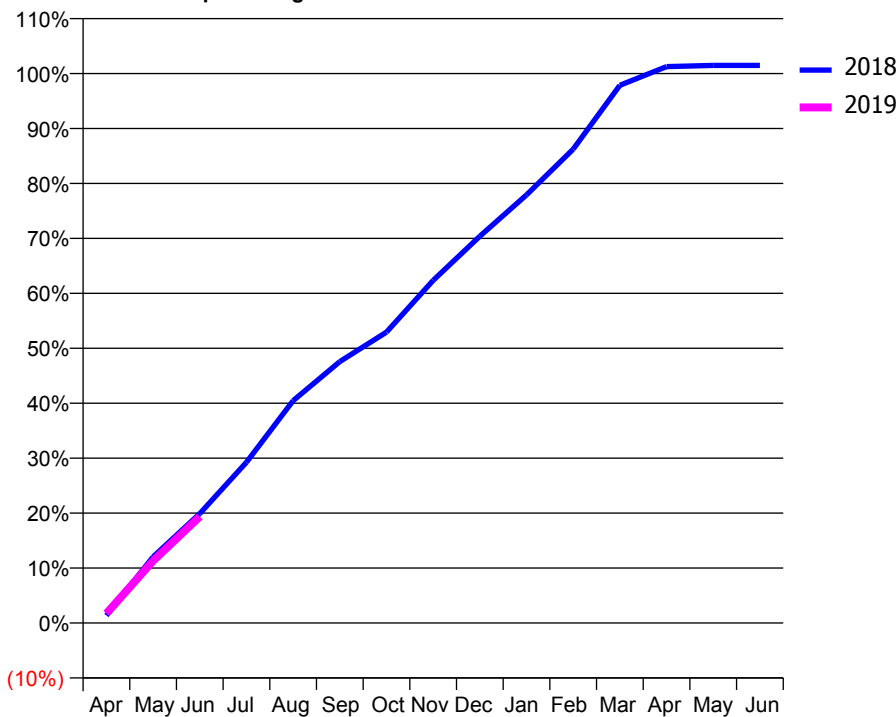
### ACCESS\*

Patients seen in 24 months	Total	Change since previous quarter
Quarter ending June 2017	3,877	
Quarter ending September 2017	3,951	→
Quarter ending December 2017	3,934	→
Quarter ending March 2018	3,952	→
Quarter ending June 2018	3,950	→
<b>Variance since June 2017</b>	<b>1.9%</b>	<b>→</b>



### ACTIVITY

Cumulative percentage of contracted UDA delivered 2018 & 2019



Month	Adjusted Scheduled Activity (UDA)	
	2018	2019
April	128	162
May	1,134	1,065
June	1,872	1,823
July	2,749	
August	3,804	
September	4,472	
October	4,976	
November	5,861	
December	6,618	
January	7,324	
February	8,106	
March	9,199	
April	9,518	
May	9,539	
June	9,539	

### QUALITY

	Quantity	Base Number	Contract	AT	Region	England
% of FP17s for the same patient ID Re-attending within 3 months - Children	15	174	8.6%	9.6%	11.3%	11.5%
% of FP17s for the same patient ID Re-attending within 3 months - Adults	141	955	14.8%	14.2%	14.9%	15.4%
% of FP17s for the same patient ID Re-attending between 3 & 9 months - Children	66	174	37.9%	56.4%	60.0%	58.9%
% of FP17s for the same patient ID Re-attending between 3 & 9 months - Adults	389	955	40.7%	50.6%	52.6%	51.6%
% of FP17s for Band 1 Urgent Courses	57	979	5.8%	8.3%	7.9%	8.9%
% of FP17s Relating to Free Repair or Replacements	10	979	1.0%	0.7%	0.8%	0.8%
% of FP17s Relating to Continuations	10	979	1.0%	0.9%	0.9%	0.9%
% of Patients satisfied with the dentistry they have received	13	13	100.0%	92.7%	93.2%	93.2%
% of Patients satisfied with the time they had to wait for an appointment	13	13	100.0%	89.5%	89.1%	88.8%

\* This is based on patients treated on this contract for their most recent course of treatment. Figures in italics indicate the base number of FP17s or Patient Questionnaire responses are less than 100. N/A is shown where the base number of responses is less than 10 during the period. % is calculated as Quantity/Base number\*100

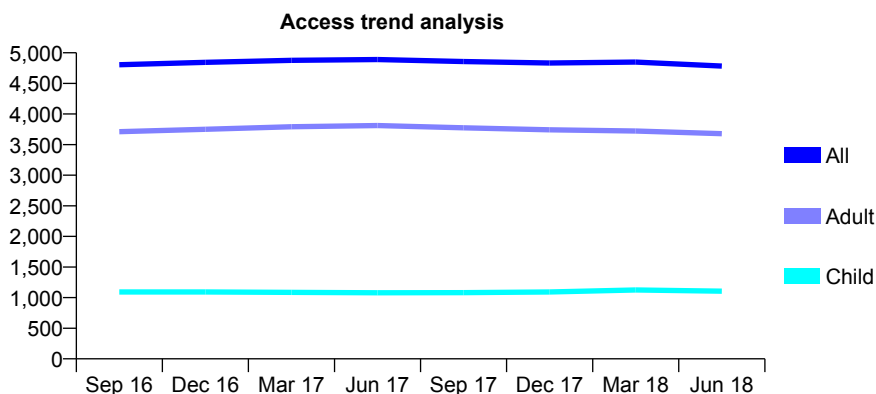
## Q57 - Vital Signs At a Glance Contract Report for 738131/0001 - June 2018

Name or company name	MR FM LUTTERODT
Contract type name	GDS Contract
Purpose of contract	General
Contract start date	01/04/2006
Contract end date	

18/19 Contracted general activity (UDA)	13,688
Carry forward general activity (UDA)	0
18/19 Contracted orthodontic activity (UOA)	0
Carry forward orthodontic activity (UOA)	0
Baseline contract value	£453,443.04

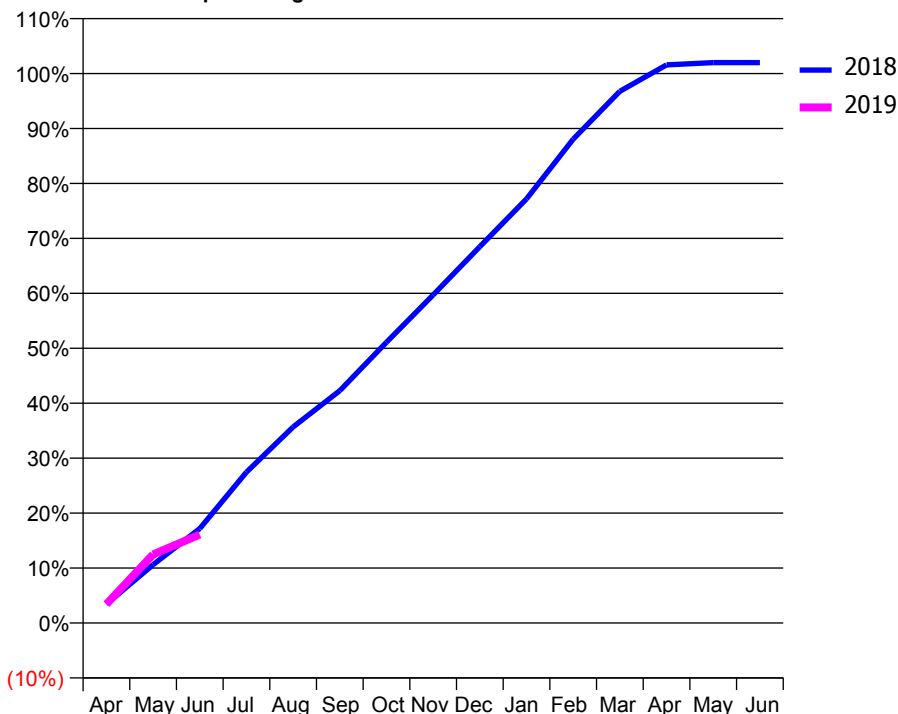
### ACCESS\*

Patients seen in 24 months	Total	Change since previous quarter
Quarter ending June 2017	4,891	
Quarter ending September 2017	4,857	→
Quarter ending December 2017	4,834	→
Quarter ending March 2018	4,848	→
Quarter ending June 2018	4,783	↓
<b>Variance since June 2017</b>	<b>(2.2%)</b>	<b>↓</b>



### ACTIVITY

Cumulative percentage of contracted UDA delivered 2018 & 2019



Month	Adjusted Scheduled Activity (UDA)	
	2018	2019
April	469	470
May	1,453	1,708
June	2,354	2,203
July	3,757	
August	4,886	
September	5,788	
October	6,992	
November	8,172	
December	9,374	
January	10,566	
February	12,053	
March	13,245	
April	13,904	
May	13,959	
June	13,959	

### QUALITY

	Quantity	Base Number	Contract	AT	Region	England
% of FP17s for the same patient ID Re-attending within 3 months - Children	10	321	3.1%	9.6%	11.3%	11.5%
% of FP17s for the same patient ID Re-attending within 3 months - Adults	146	1,071	13.6%	14.2%	14.9%	15.4%
% of FP17s for the same patient ID Re-attending between 3 & 9 months - Children	184	321	57.3%	56.4%	60.0%	58.9%
% of FP17s for the same patient ID Re-attending between 3 & 9 months - Adults	642	1,071	59.9%	50.6%	52.6%	51.6%
% of FP17s for Band 1 Urgent Courses	52	1,093	4.8%	8.3%	7.9%	8.9%
% of FP17s Relating to Free Repair or Replacements	4	1,093	0.4%	0.7%	0.8%	0.8%
% of FP17s Relating to Continuations	11	1,093	1.0%	0.9%	0.9%	0.9%
% of Patients satisfied with the dentistry they have received	1	1	N/A	92.7%	93.2%	93.2%
% of Patients satisfied with the time they had to wait for an appointment	1	1	N/A	89.5%	89.1%	88.8%

\* This is based on patients treated on this contract for their most recent course of treatment. Figures in italics indicate the base number of FP17s or Patient Questionnaire responses are less than 100. N/A is shown where the base number of responses is less than 10 during the period. % is calculated as Quantity/Base number\*100

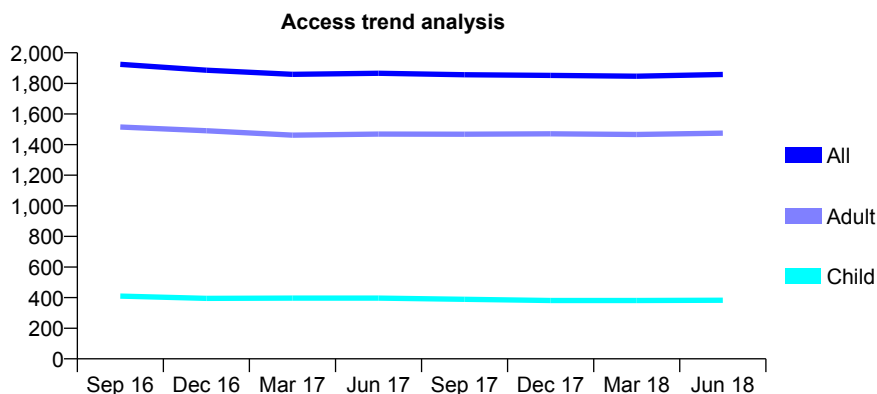
## Q57 - Vital Signs At a Glance Contract Report for 738476/0001 - June 2018

Name or company name	MR J VAPIWALA
Contract type name	GDS Contract
Purpose of contract	General
Contract start date	01/04/2006
Contract end date	

18/19 Contracted general activity (UDA)	6,898
Carry forward general activity (UDA)	0
18/19 Contracted orthodontic activity (UOA)	0
Carry forward orthodontic activity (UOA)	0
Baseline contract value	£192,246.72

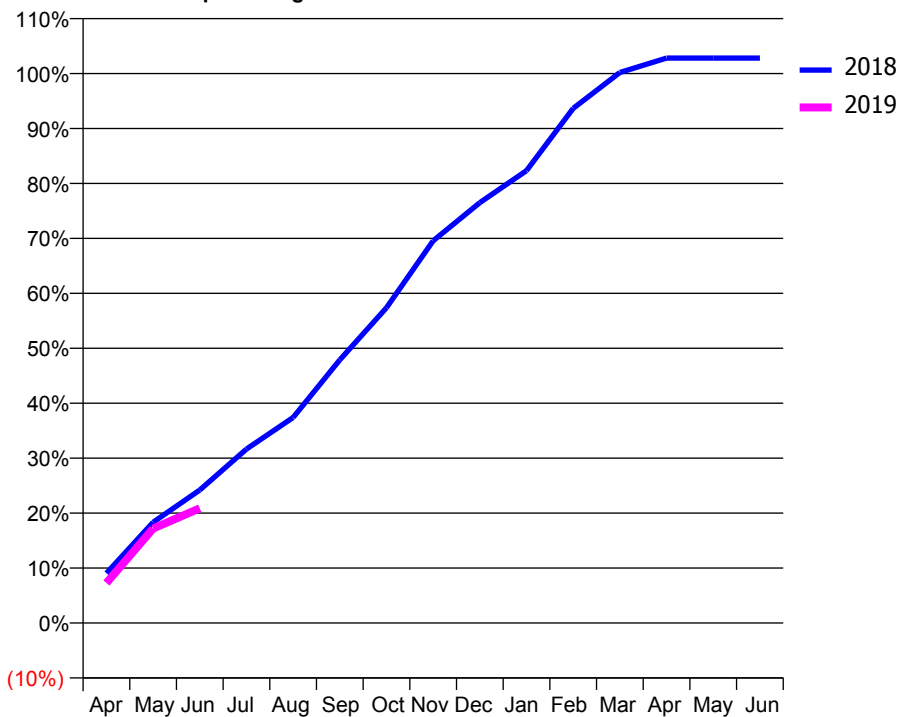
### ACCESS\*

Patients seen in 24 months	Total	Change since previous quarter
Quarter ending June 2017	1,866	
Quarter ending September 2017	1,857	→
Quarter ending December 2017	1,852	→
Quarter ending March 2018	1,847	→
Quarter ending June 2018	1,858	→
<b>Variance since June 2017</b>	<b>(0.4%)</b>	→



### ACTIVITY

Cumulative percentage of contracted UDA delivered 2018 & 2019



Adjusted Scheduled Activity (UDA)

Month	2018	2019
April	625	504
May	1,264	1,186
June	1,669	1,441
July	2,183	
August	2,580	
September	3,303	
October	3,958	
November	4,798	
December	5,277	
January	5,678	
February	6,460	
March	6,910	
April	7,091	
May	7,091	
June	7,091	

### QUALITY

	Quantity	Base Number	Contract	AT	Region	England
% of FP17s for the same patient ID Re-attending within 3 months - Children	3	107	2.8%	9.6%	11.3%	11.5%
% of FP17s for the same patient ID Re-attending within 3 months - Adults	71	553	12.8%	14.2%	14.9%	15.4%
% of FP17s for the same patient ID Re-attending between 3 & 9 months - Children	77	107	72.0%	56.4%	60.0%	58.9%
% of FP17s for the same patient ID Re-attending between 3 & 9 months - Adults	361	553	65.3%	50.6%	52.6%	51.6%
% of FP17s for Band 1 Urgent Courses	30	575	5.2%	8.3%	7.9%	8.9%
% of FP17s Relating to Free Repair or Replacements	23	575	4.0%	0.7%	0.8%	0.8%
% of FP17s Relating to Continuations	31	575	5.4%	0.9%	0.9%	0.9%
% of Patients satisfied with the dentistry they have received	4	4	N/A	92.7%	93.2%	93.2%
% of Patients satisfied with the time they had to wait for an appointment	4	4	N/A	89.5%	89.1%	88.8%

\* This is based on patients treated on this contract for their most recent course of treatment. Figures in italics indicate the base number of FP17s or Patient Questionnaire responses are less than 100. N/A is shown where the base number of responses is less than 10 during the period. % is calculated as Quantity/Base number\*100

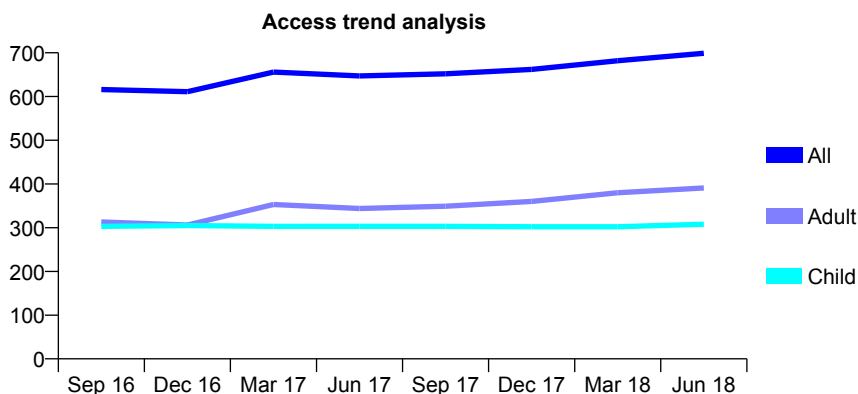
## Q57 - Vital Signs At a Glance Contract Report for 741981/0001 - June 2018

Name or company name	MRS K VINCENT
Contract type name	GDS Contract
Purpose of contract	General
Contract start date	01/05/2007
Contract end date	

18/19 Contracted general activity (UDA)	1,912
Carry forward general activity (UDA)	0
18/19 Contracted orthodontic activity (UOA)	0
Carry forward orthodontic activity (UOA)	0
Baseline contract value	£54,868.59

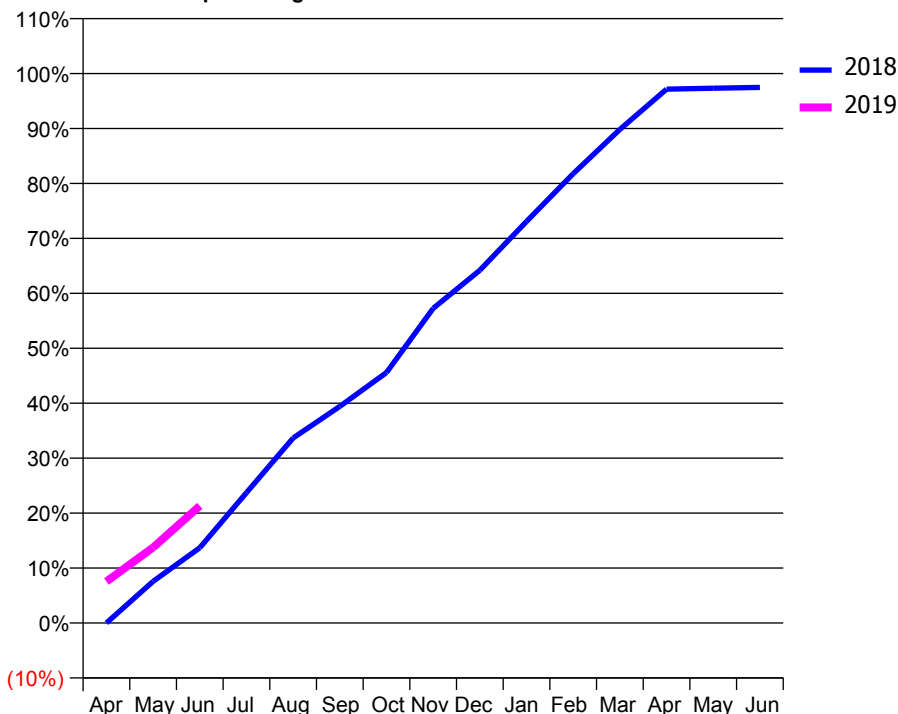
### ACCESS\*

Patients seen in 24 months	Total	Change since previous quarter
Quarter ending June 2017	647	
Quarter ending September 2017	652	→
Quarter ending December 2017	662	→
Quarter ending March 2018	682	↑
Quarter ending June 2018	699	↑
<b>Variance since June 2017</b>	<b>8.0%</b>	<b>↑</b>



### ACTIVITY

Cumulative percentage of contracted UDA delivered 2018 & 2019



Adjusted Scheduled Activity (UDA)

Month	2018	2019
April	0	145
May	145	263
June	262	407
July	454	
August	644	
September	754	
October	872	
November	1,095	
December	1,227	
January	1,397	
February	1,564	
March	1,717	
April	1,858	
May	1,861	
June	1,864	

### QUALITY

	Quantity	Base Number	Contract	AT	Region	England
% of FP17s for the same patient ID Re-attending within 3 months - Children	8	119	6.7%	9.6%	11.3%	11.5%
% of FP17s for the same patient ID Re-attending within 3 months - Adults	21	120	17.5%	14.2%	14.9%	15.4%
% of FP17s for the same patient ID Re-attending between 3 & 9 months - Children	66	119	55.5%	56.4%	60.0%	58.9%
% of FP17s for the same patient ID Re-attending between 3 & 9 months - Adults	42	120	35.0%	50.6%	52.6%	51.6%
% of FP17s for Band 1 Urgent Courses	17	181	9.4%	8.3%	7.9%	8.9%
% of FP17s Relating to Free Repair or Replacements	0	181	0.0%	0.7%	0.8%	0.8%
% of FP17s Relating to Continuations	1	181	0.6%	0.9%	0.9%	0.9%
% of Patients satisfied with the dentistry they have received	0	0	N/A	92.7%	93.2%	93.2%
% of Patients satisfied with the time they had to wait for an appointment	0	0	N/A	89.5%	89.1%	88.8%

\* This is based on patients treated on this contract for their most recent course of treatment. Figures in italics indicate the base number of FP17s or Patient Questionnaire responses are less than 100. N/A is shown where the base number of responses is less than 10 during the period. % is calculated as Quantity/Base number\*100

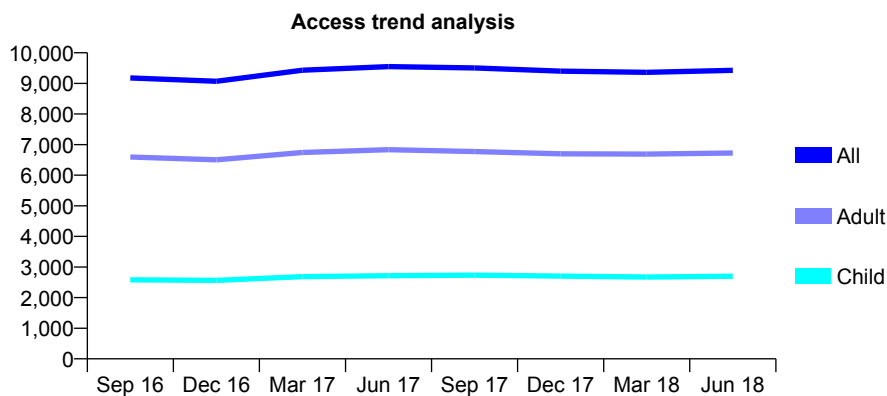
## Q57 - Vital Signs At a Glance Contract Report for 749052/0001 - June 2018

Name or company name	MR HW DIXON
Contract type name	Pilot Contract
Purpose of contract	General
Contract start date	01/04/2006
Contract end date	

18/19 Contracted general activity (UDA)	25,212
Carry forward general activity (UDA)	0
18/19 Contracted orthodontic activity (UOA)	0
Carry forward orthodontic activity (UOA)	0
Baseline contract value	£692,093.62

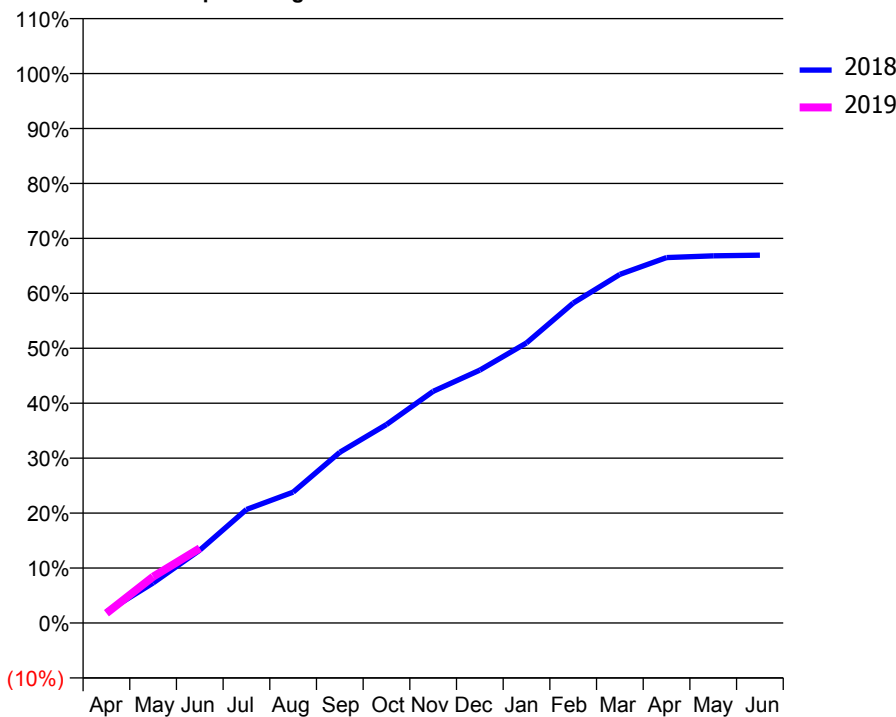
### ACCESS\*

Patients seen in 24 months	Total	Change since previous quarter
Quarter ending June 2017	9,550	
Quarter ending September 2017	9,507	→
Quarter ending December 2017	9,402	↓
Quarter ending March 2018	9,362	→
Quarter ending June 2018	9,427	→
<b>Variance since June 2017</b>	<b>(1.3%)</b>	<b>↓</b>



### ACTIVITY

Cumulative percentage of contracted UDA delivered 2018 & 2019



Month	Adjusted Scheduled Activity (UDA)	
	2018	2019
April	513	453
May	1,838	2,125
June	3,342	3,426
July	5,207	
August	6,003	
September	7,832	
October	9,106	
November	10,631	
December	11,600	
January	12,851	
February	14,683	
March	15,994	
April	16,767	
May	16,849	
June	16,877	

### QUALITY

	Quantity	Base Number	Contract	AT	Region	England
% of FP17s for the same patient ID Re-attending within 3 months - Children	61	837	7.3%	9.6%	11.3%	11.5%
% of FP17s for the same patient ID Re-attending within 3 months - Adults	274	1,881	14.6%	14.2%	14.9%	15.4%
% of FP17s for the same patient ID Re-attending between 3 & 9 months - Children	405	837	48.4%	56.4%	60.0%	58.9%
% of FP17s for the same patient ID Re-attending between 3 & 9 months - Adults	612	1,881	32.5%	50.6%	52.6%	51.6%
% of FP17s for Band 1 Urgent Courses	167	1,907	8.8%	8.3%	7.9%	8.9%
% of FP17s Relating to Free Repair or Replacements	14	1,907	0.7%	0.7%	0.8%	0.8%
% of FP17s Relating to Continuations	0	1,907	0.0%	0.9%	0.9%	0.9%
% of Patients satisfied with the dentistry they have received	8	11	72.7%	92.7%	93.2%	93.2%
% of Patients satisfied with the time they had to wait for an appointment	9	11	81.8%	89.5%	89.1%	88.8%

\* This is based on patients treated on this contract for their most recent course of treatment. Figures in italics indicate the base number of FP17s or Patient Questionnaire responses are less than 100. N/A is shown where the base number of responses is less than 10 during the period. % is calculated as Quantity/Base number\*100



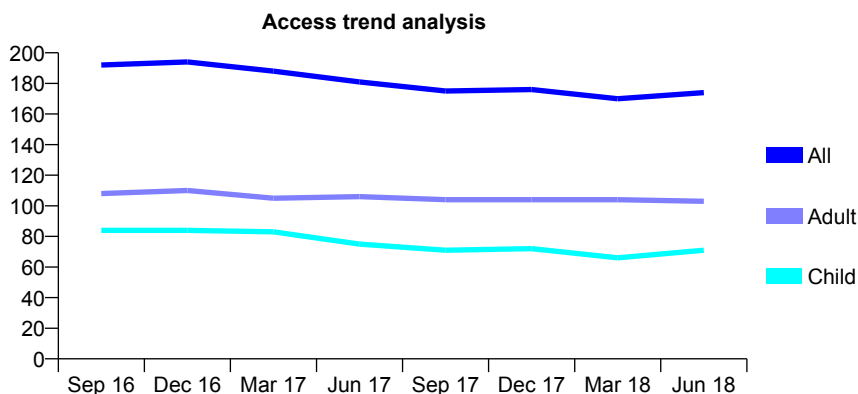
## Q57 - Vital Signs At a Glance Contract Report for 754684/0001 - June 2018

Name or company name	MRS SK RANA
Contract type name	GDS Contract
Purpose of contract	General
Contract start date	01/04/2006
Contract end date	

18/19 Contracted general activity (UDA)	700
Carry forward general activity (UDA)	0
18/19 Contracted orthodontic activity (UOA)	0
Carry forward orthodontic activity (UOA)	0
Baseline contract value	£17,918.97

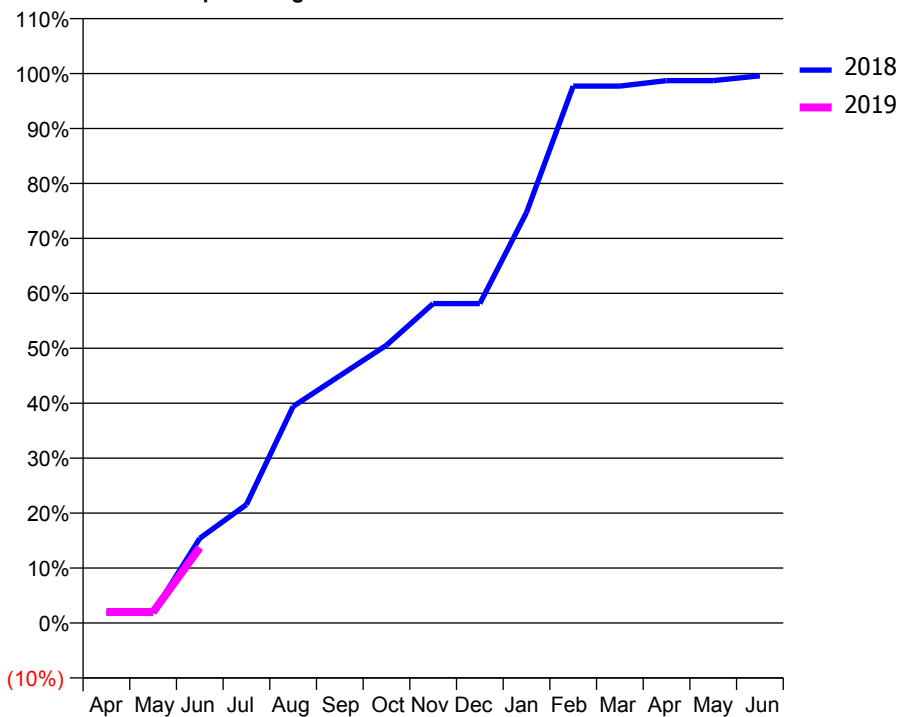
### ACCESS\*

Patients seen in 24 months	Total	Change since previous quarter
Quarter ending June 2017	181	
Quarter ending September 2017	175	↓
Quarter ending December 2017	176	→
Quarter ending March 2018	170	↓
Quarter ending June 2018	174	↑
<b>Variance since June 2017</b>	<b>(3.9%)</b>	<b>↓</b>



### ACTIVITY

Cumulative percentage of contracted UDA delivered 2018 & 2019



Month	Adjusted Scheduled Activity (UDA)	
	2018	2019
April	13	14
May	13	14
June	108	96
July	151	
August	276	
September	315	
October	354	
November	407	
December	407	
January	523	
February	684	
March	684	
April	691	
May	691	
June	697	

### QUALITY

	Quantity	Base Number	Contract	AT	Region	England
% of FP17s for the same patient ID Re-attending within 3 months - Children	1	23	4.3%	9.6%	11.3%	11.5%
% of FP17s for the same patient ID Re-attending within 3 months - Adults	1	33	3.0%	14.2%	14.9%	15.4%
% of FP17s for the same patient ID Re-attending between 3 & 9 months - Children	18	23	78.3%	56.4%	60.0%	58.9%
% of FP17s for the same patient ID Re-attending between 3 & 9 months - Adults	22	33	66.7%	50.6%	52.6%	51.6%
% of FP17s for Band 1 Urgent Courses	0	46	0.0%	8.3%	7.9%	8.9%
% of FP17s Relating to Free Repair or Replacements	0	46	0.0%	0.7%	0.8%	0.8%
% of FP17s Relating to Continuations	0	46	0.0%	0.9%	0.9%	0.9%
% of Patients satisfied with the dentistry they have received	0	0	N/A	92.7%	93.2%	93.2%
% of Patients satisfied with the time they had to wait for an appointment	0	0	N/A	89.5%	89.1%	88.8%

\* This is based on patients treated on this contract for their most recent course of treatment. Figures in italics indicate the base number of FP17s or Patient Questionnaire responses are less than 100. N/A is shown where the base number of responses is less than 10 during the period. % is calculated as Quantity/Base number\*100

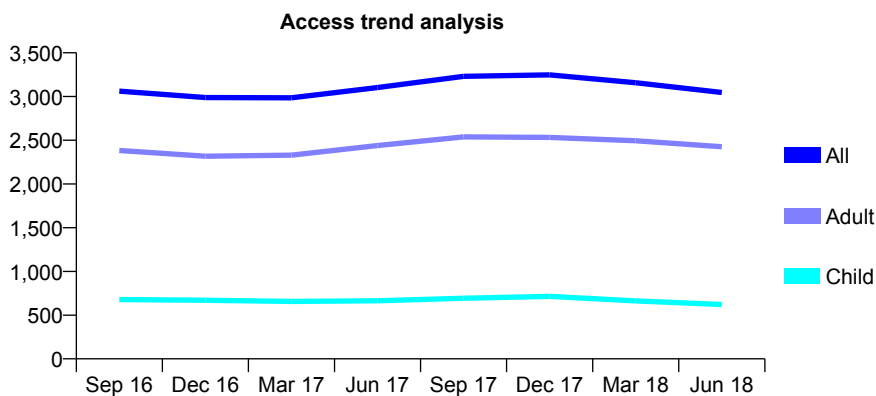
## Q57 - Vital Signs At a Glance Contract Report for 755761/0001 - June 2018

Name or company name	MR MD BAILY
Contract type name	GDS Contract
Purpose of contract	General
Contract start date	01/04/2006
Contract end date	

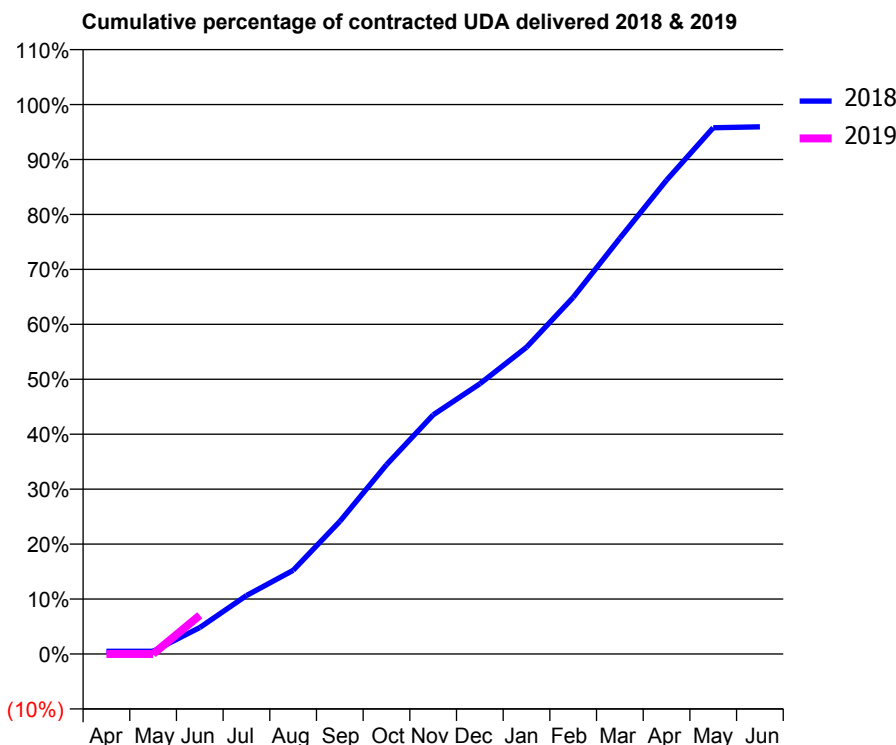
18/19 Contracted general activity (UDA)	8,538
Carry forward general activity (UDA)	0
18/19 Contracted orthodontic activity (UOA)	0
Carry forward orthodontic activity (UOA)	0
Baseline contract value	£215,242.22

### ACCESS\*

Patients seen in 24 months	Total	Change since previous quarter
Quarter ending June 2017	3,103	
Quarter ending September 2017	3,231	↑
Quarter ending December 2017	3,248	→
Quarter ending March 2018	3,157	↓
Quarter ending June 2018	3,047	↓
<b>Variance since June 2017</b>	<b>(1.8%)</b>	<b>↓</b>



### ACTIVITY



Adjusted Scheduled Activity (UDA)		
Month	2018	2019
April	43	0
May	43	0
June	412	602
July	909	
August	1,300	
September	2,060	
October	2,941	
November	3,716	
December	4,199	
January	4,767	
February	5,542	
March	6,460	
April	7,363	
May	8,178	
June	8,192	

### QUALITY

	Quantity	Base Number	Contract	AT	Region	England
% of FP17s for the same patient ID Re-attending within 3 months - Children	6	174	3.4%	9.6%	11.3%	11.5%
% of FP17s for the same patient ID Re-attending within 3 months - Adults	136	744	18.3%	14.2%	14.9%	15.4%
% of FP17s for the same patient ID Re-attending between 3 & 9 months - Children	45	174	25.9%	56.4%	60.0%	58.9%
% of FP17s for the same patient ID Re-attending between 3 & 9 months - Adults	170	744	22.8%	50.6%	52.6%	51.6%
% of FP17s for Band 1 Urgent Courses	23	260	8.8%	8.3%	7.9%	8.9%
% of FP17s Relating to Free Repair or Replacements	1	260	0.4%	0.7%	0.8%	0.8%
% of FP17s Relating to Continuations	2	260	0.8%	0.9%	0.9%	0.9%
% of Patients satisfied with the dentistry they have received	7	7	N/A	92.7%	93.2%	93.2%
% of Patients satisfied with the time they had to wait for an appointment	7	7	N/A	89.5%	89.1%	88.8%

\* This is based on patients treated on this contract for their most recent course of treatment. Figures in italics indicate the base number of FP17s or Patient Questionnaire responses are less than 100. N/A is shown where the base number of responses is less than 10 during the period. % is calculated as Quantity/Base number\*100

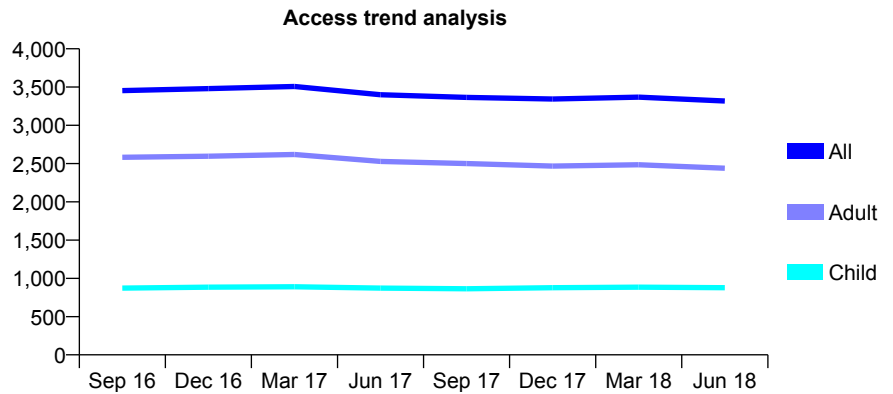
## Q57 - Vital Signs At a Glance Contract Report for 755931/0001 - June 2018

Name or company name	MISS R DHARIWAL
Contract type name	GDS Contract
Purpose of contract	General
Contract start date	01/04/2006
Contract end date	

18/19 Contracted general activity (UDA)	9,500
Carry forward general activity (UDA)	0
18/19 Contracted orthodontic activity (UOA)	0
Carry forward orthodontic activity (UOA)	0
Baseline contract value	£253,929.82

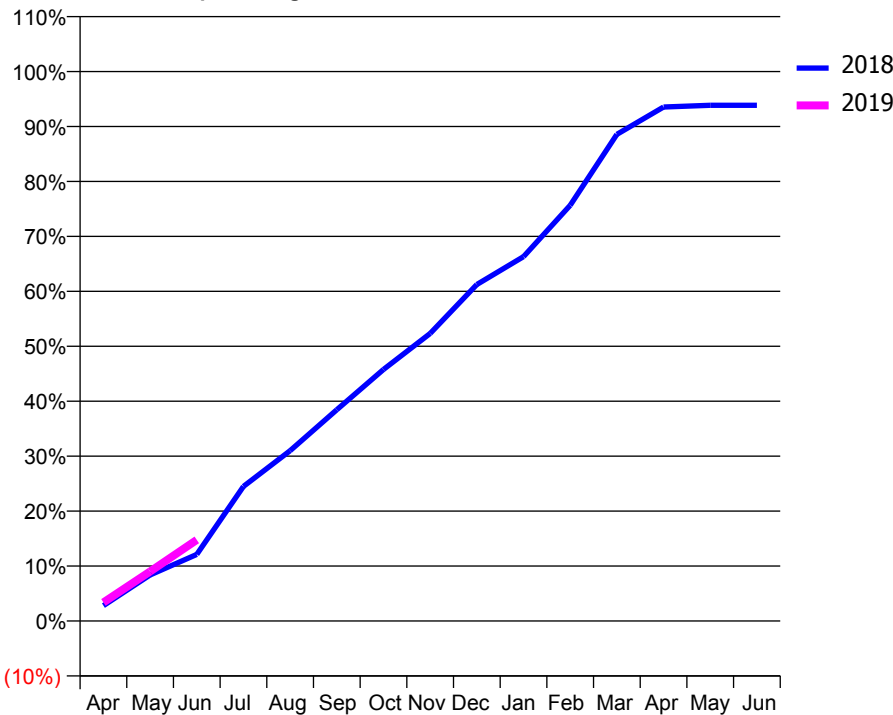
### ACCESS\*

Patients seen in 24 months	Total	Change since previous quarter
Quarter ending June 2017	3,400	
Quarter ending September 2017	3,364	↓
Quarter ending December 2017	3,344	→
Quarter ending March 2018	3,369	→
Quarter ending June 2018	3,318	↓
<b>Variance since June 2017</b>	<b>(2.4%)</b>	<b>↓</b>



### ACTIVITY

Cumulative percentage of contracted UDA delivered 2018 & 2019



Month	Adjusted Scheduled Activity (UDA)	
	2018	2019
April	266	323
May	797	855
June	1,151	1,402
July	2,327	
August	2,945	
September	3,653	
October	4,350	
November	4,972	
December	5,817	
January	6,300	
February	7,186	
March	8,414	
April	8,885	
May	8,916	
June	8,916	

### QUALITY

	Quantity	Base Number	Contract	AT	Region	England
% of FP17s for the same patient ID Re-attending within 3 months - Children	26	299	8.7%	9.6%	11.3%	11.5%
% of FP17s for the same patient ID Re-attending within 3 months - Adults	107	649	16.5%	14.2%	14.9%	15.4%
% of FP17s for the same patient ID Re-attending between 3 & 9 months - Children	180	299	60.2%	56.4%	60.0%	58.9%
% of FP17s for the same patient ID Re-attending between 3 & 9 months - Adults	323	649	49.8%	50.6%	52.6%	51.6%
% of FP17s for Band 1 Urgent Courses	62	780	7.9%	8.3%	7.9%	8.9%
% of FP17s Relating to Free Repair or Replacements	7	780	0.9%	0.7%	0.8%	0.8%
% of FP17s Relating to Continuations	6	780	0.8%	0.9%	0.9%	0.9%
% of Patients satisfied with the dentistry they have received	6	6	N/A	92.7%	93.2%	93.2%
% of Patients satisfied with the time they had to wait for an appointment	4	6	N/A	89.5%	89.1%	88.8%

\* This is based on patients treated on this contract for their most recent course of treatment. Figures in italics indicate the base number of FP17s or Patient Questionnaire responses are less than 100. N/A is shown where the base number of responses is less than 10 during the period. % is calculated as Quantity/Base number\*100

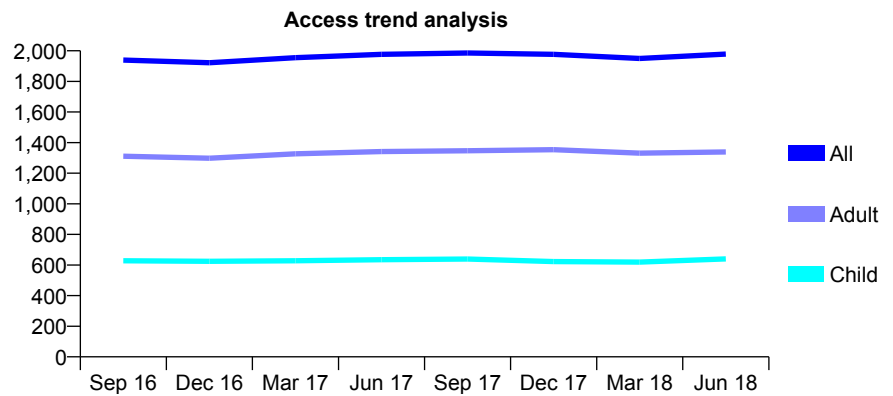
## Q57 - Vital Signs At a Glance Contract Report for 764922/0001 - June 2018

Name or company name	MR J GREGORY
Contract type name	GDS Contract
Purpose of contract	General
Contract start date	01/04/2006
Contract end date	

18/19 Contracted general activity (UDA)	6,000
Carry forward general activity (UDA)	0
18/19 Contracted orthodontic activity (UOA)	0
Carry forward orthodontic activity (UOA)	0
Baseline contract value	£154,441.97

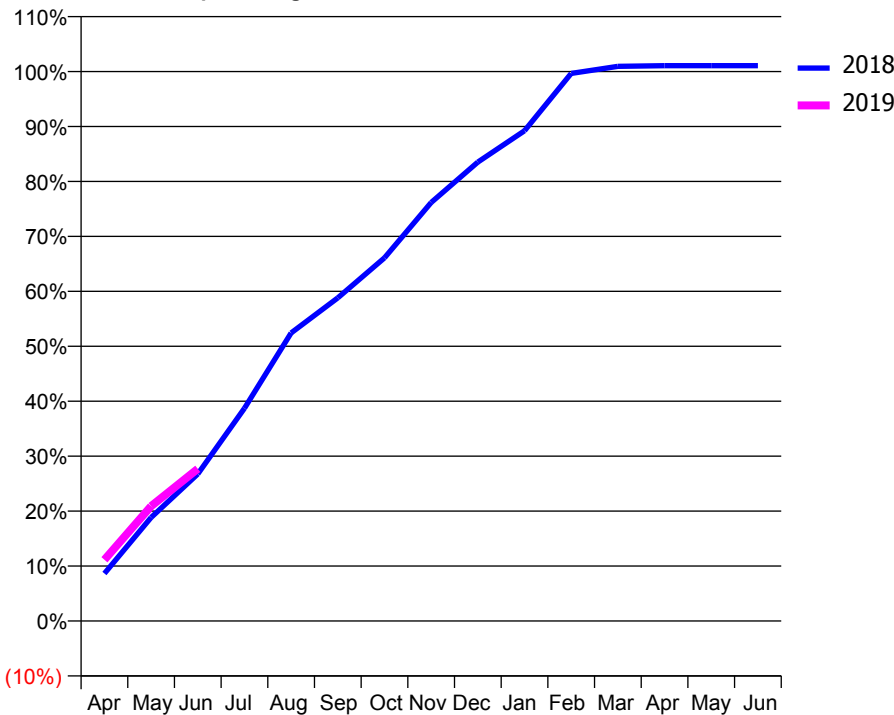
### ACCESS\*

Patients seen in 24 months	Total	Change since previous quarter
Quarter ending June 2017	1,977	
Quarter ending September 2017	1,986	→
Quarter ending December 2017	1,977	→
Quarter ending March 2018	1,950	↓
Quarter ending June 2018	1,979	→
<b>Variance since June 2017</b>	<b>0.1%</b>	<b>→</b>



### ACTIVITY

Cumulative percentage of contracted UDA delivered 2018 & 2019



Month	Adjusted Scheduled Activity (UDA)	
	2018	2019
April	518	669
May	1,131	1,254
June	1,605	1,662
July	2,323	
August	3,145	
September	3,528	
October	3,965	
November	4,570	
December	5,010	
January	5,353	
February	5,979	
March	6,056	
April	6,063	
May	6,064	
June	6,064	

### QUALITY

	Quantity	Base Number	Contract	AT	Region	England
% of FP17s for the same patient ID Re-attending within 3 months - Children	13	281	4.6%	9.6%	11.3%	11.5%
% of FP17s for the same patient ID Re-attending within 3 months - Adults	48	639	7.5%	14.2%	14.9%	15.4%
% of FP17s for the same patient ID Re-attending between 3 & 9 months - Children	181	281	64.4%	56.4%	60.0%	58.9%
% of FP17s for the same patient ID Re-attending between 3 & 9 months - Adults	452	639	70.7%	50.6%	52.6%	51.6%
% of FP17s for Band 1 Urgent Courses	20	914	2.2%	8.3%	7.9%	8.9%
% of FP17s Relating to Free Repair or Replacements	4	914	0.4%	0.7%	0.8%	0.8%
% of FP17s Relating to Continuations	9	914	1.0%	0.9%	0.9%	0.9%
% of Patients satisfied with the dentistry they have received	4	4	N/A	92.7%	93.2%	93.2%
% of Patients satisfied with the time they had to wait for an appointment	3	4	N/A	89.5%	89.1%	88.8%

\* This is based on patients treated on this contract for their most recent course of treatment. Figures in italics indicate the base number of FP17s or Patient Questionnaire responses are less than 100. N/A is shown where the base number of responses is less than 10 during the period. % is calculated as Quantity/Base number\*100

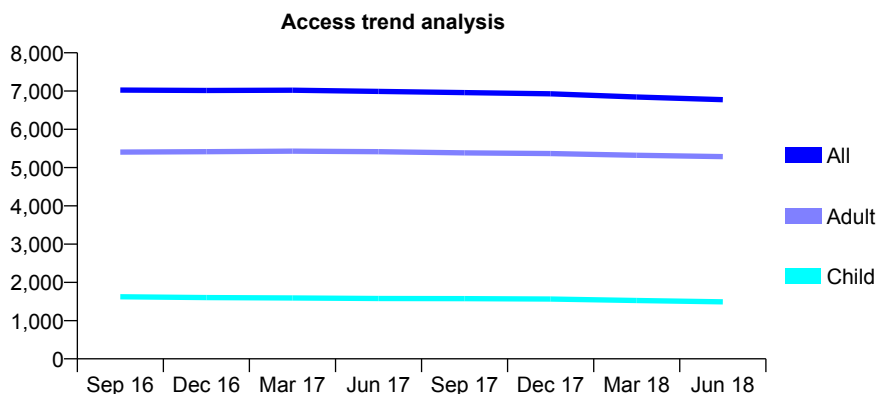
## Q57 - Vital Signs At a Glance Contract Report for 768251/0002 - June 2018

Name or company name	MR AM MANUELSSON
Contract type name	GDS Contract
Purpose of contract	General
Contract start date	01/04/2006
Contract end date	

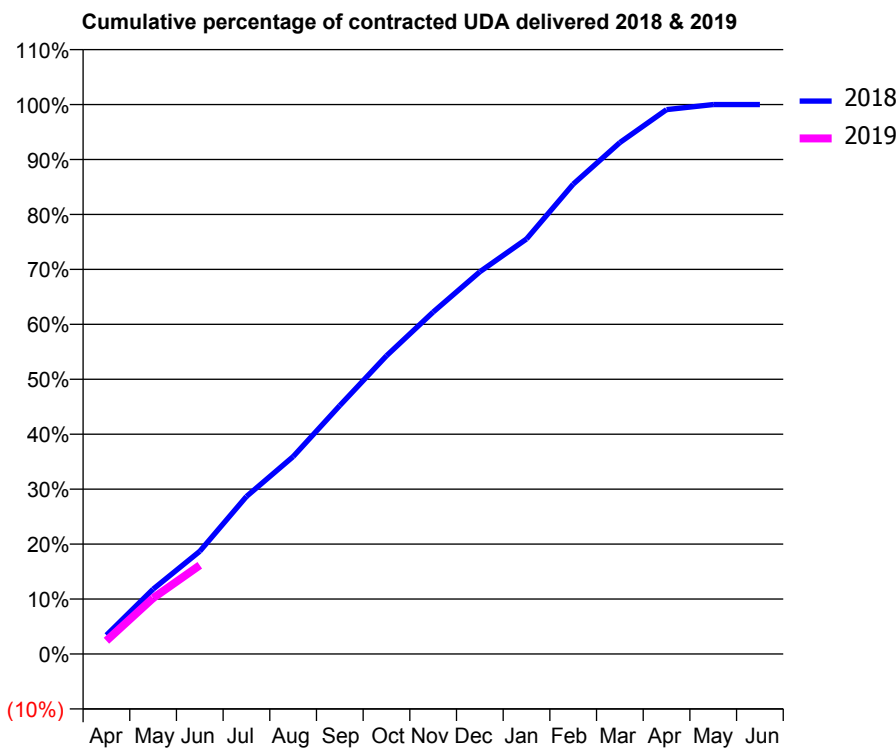
18/19 Contracted general activity (UDA)	21,500
Carry forward general activity (UDA)	0
18/19 Contracted orthodontic activity (UOA)	0
Carry forward orthodontic activity (UOA)	0
Baseline contract value	£610,433.14

### ACCESS\*

Patients seen in 24 months	Total	Change since previous quarter
Quarter ending June 2017	6,992	
Quarter ending September 2017	6,958	→
Quarter ending December 2017	6,929	→
Quarter ending March 2018	6,844	↓
Quarter ending June 2018	6,776	→
<b>Variance since June 2017</b>	<b>(3.1%)</b>	<b>↓</b>



### ACTIVITY



Month	Adjusted Scheduled Activity (UDA)	
	2018	2019
April	740	521
May	2,536	2,189
June	4,020	3,471
July	6,163	
August	7,723	
September	9,721	
October	11,670	
November	13,380	
December	14,955	
January	16,240	
February	18,382	
March	20,012	
April	21,299	
May	21,499	
June	21,499	

### QUALITY

	Quantity	Base Number	Contract	AT	Region	England
% of FP17s for the same patient ID Re-attending within 3 months - Children	16	417	3.8%	9.6%	11.3%	11.5%
% of FP17s for the same patient ID Re-attending within 3 months - Adults	123	1,384	8.9%	14.2%	14.9%	15.4%
% of FP17s for the same patient ID Re-attending between 3 & 9 months - Children	209	417	50.1%	56.4%	60.0%	58.9%
% of FP17s for the same patient ID Re-attending between 3 & 9 months - Adults	682	1,384	49.3%	50.6%	52.6%	51.6%
% of FP17s for Band 1 Urgent Courses	78	1,448	5.4%	8.3%	7.9%	8.9%
% of FP17s Relating to Free Repair or Replacements	2	1,448	0.1%	0.7%	0.8%	0.8%
% of FP17s Relating to Continuations	29	1,448	2.0%	0.9%	0.9%	0.9%
% of Patients satisfied with the dentistry they have received	14	14	100.0%	92.7%	93.2%	93.2%
% of Patients satisfied with the time they had to wait for an appointment	14	14	100.0%	89.5%	89.1%	88.8%

\* This is based on patients treated on this contract for their most recent course of treatment. Figures in italics indicate the base number of FP17s or Patient Questionnaire responses are less than 100. N/A is shown where the base number of responses is less than 10 during the period. % is calculated as Quantity/Base number\*100

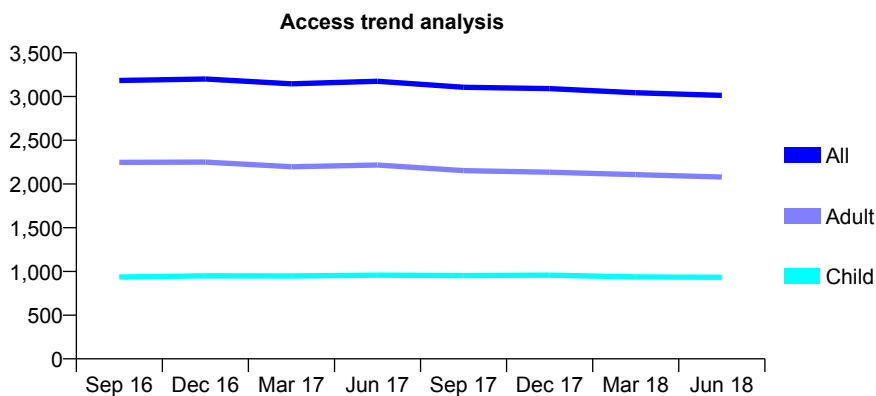
## Q57 - Vital Signs At a Glance Contract Report for 776068/0001 - June 2018

Name or company name	MR OO AWOLOLA
Contract type name	GDS Contract
Purpose of contract	General
Contract start date	14/09/2007
Contract end date	

18/19 Contracted general activity (UDA)	8,551
Carry forward general activity (UDA)	0
18/19 Contracted orthodontic activity (UOA)	0
Carry forward orthodontic activity (UOA)	0
Baseline contract value	£204,889.02

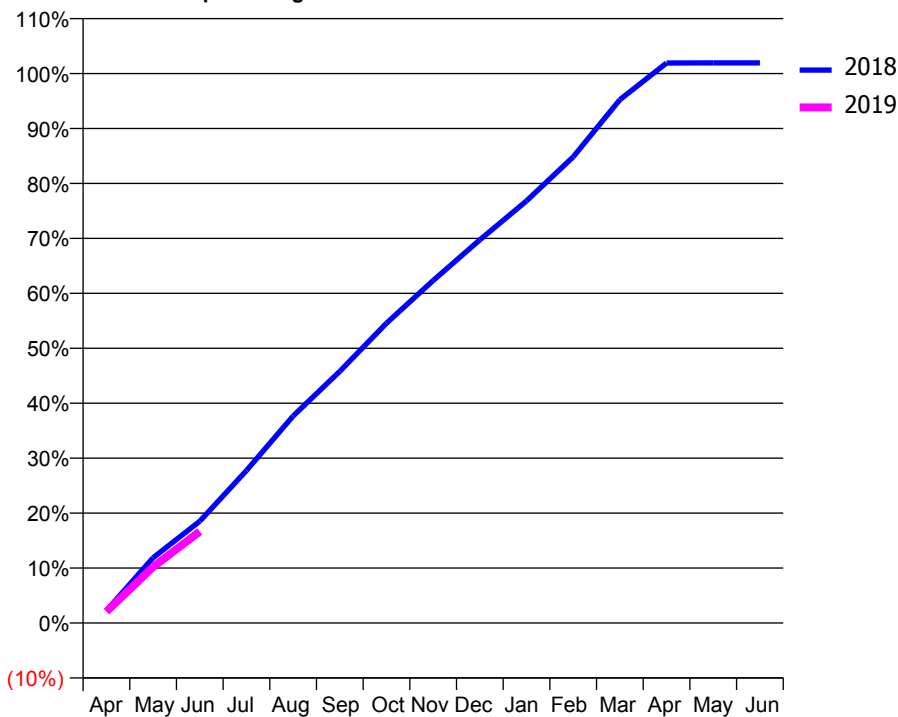
### ACCESS\*

Patients seen in 24 months	Total	Change since previous quarter
Quarter ending June 2017	3,174	
Quarter ending September 2017	3,106	↓
Quarter ending December 2017	3,091	→
Quarter ending March 2018	3,044	↓
Quarter ending June 2018	3,013	↓
<b>Variance since June 2017</b>	<b>(5.1%)</b>	<b>↓</b>



### ACTIVITY

Cumulative percentage of contracted UDA delivered 2018 & 2019



Month	Adjusted Scheduled Activity (UDA)	
	2018	2019
April	195	177
May	1,017	873
June	1,584	1,425
July	2,373	
August	3,222	
September	3,917	
October	4,665	
November	5,329	
December	5,962	
January	6,568	
February	7,253	
March	8,144	
April	8,714	
May	8,715	
June	8,715	

### QUALITY

	Quantity	Base Number	Contract	AT	Region	England
% of FP17s for the same patient ID Re-attending within 3 months - Children	13	330	3.9%	9.6%	11.3%	11.5%
% of FP17s for the same patient ID Re-attending within 3 months - Adults	70	676	10.4%	14.2%	14.9%	15.4%
% of FP17s for the same patient ID Re-attending between 3 & 9 months - Children	178	330	53.9%	56.4%	60.0%	58.9%
% of FP17s for the same patient ID Re-attending between 3 & 9 months - Adults	382	676	56.5%	50.6%	52.6%	51.6%
% of FP17s for Band 1 Urgent Courses	35	739	4.7%	8.3%	7.9%	8.9%
% of FP17s Relating to Free Repair or Replacements	3	739	0.4%	0.7%	0.8%	0.8%
% of FP17s Relating to Continuations	2	739	0.3%	0.9%	0.9%	0.9%
% of Patients satisfied with the dentistry they have received	2	3	N/A	92.7%	93.2%	93.2%
% of Patients satisfied with the time they had to wait for an appointment	3	3	N/A	89.5%	89.1%	88.8%

\* This is based on patients treated on this contract for their most recent course of treatment. Figures in italics indicate the base number of FP17s or Patient Questionnaire responses are less than 100. N/A is shown where the base number of responses is less than 10 during the period. % is calculated as Quantity/Base number\*100

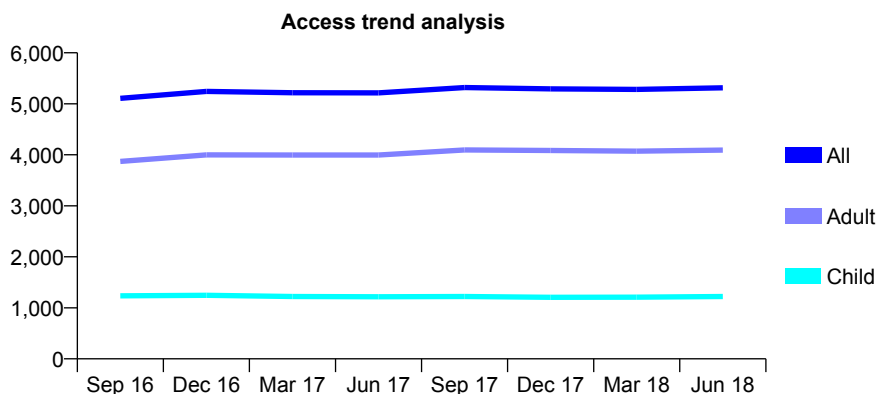
## Q57 - Vital Signs At a Glance Contract Report for 781975/0001 - June 2018

Name or company name	MR O AWOLESI
Contract type name	GDS Contract
Purpose of contract	General
Contract start date	01/04/2006
Contract end date	

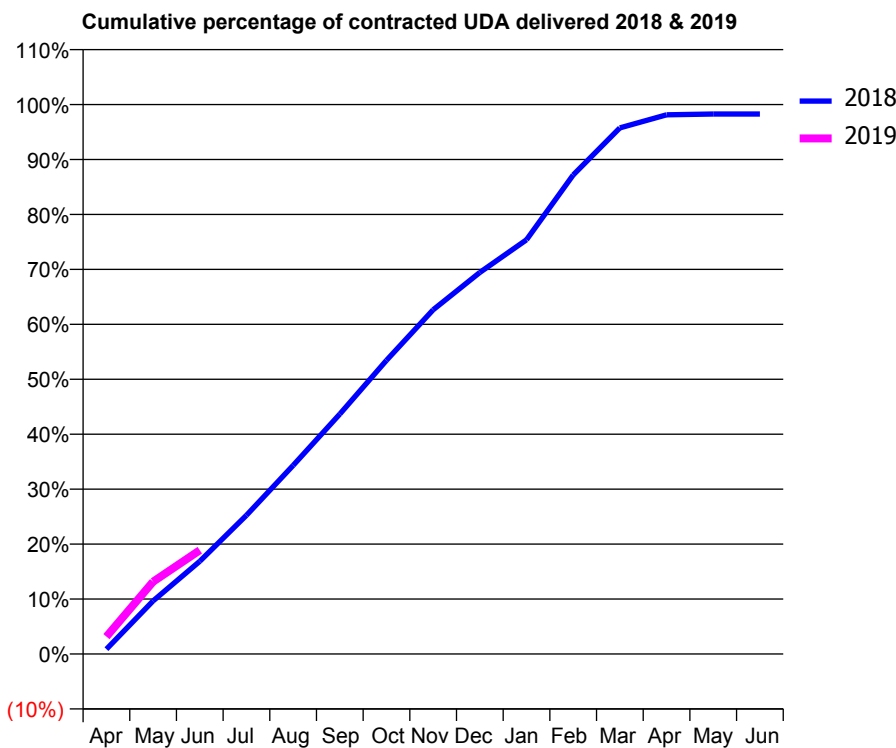
18/19 Contracted general activity (UDA)	11,500
Carry forward general activity (UDA)	0
18/19 Contracted orthodontic activity (UOA)	0
Carry forward orthodontic activity (UOA)	0
Baseline contract value	£349,872.23

### ACCESS\*

Patients seen in 24 months	Total	Change since previous quarter
Quarter ending June 2017	5,215	
Quarter ending September 2017	5,319	→
Quarter ending December 2017	5,292	→
Quarter ending March 2018	5,282	→
Quarter ending June 2018	5,314	→
<b>Variance since June 2017</b>	<b>1.9%</b>	<b>→</b>



### ACTIVITY



Month	Adjusted Scheduled Activity (UDA)	
	2018	2019
April	102	363
May	1,112	1,513
June	1,941	2,172
July	2,903	
August	3,947	
September	5,023	
October	6,148	
November	7,205	
December	7,986	
January	8,669	
February	10,025	
March	11,011	
April	11,285	
May	11,302	
June	11,302	

### QUALITY

	Quantity	Base Number	Contract	AT	Region	England
% of FP17s for the same patient ID Re-attending within 3 months - Children	14	325	4.3%	9.6%	11.3%	11.5%
% of FP17s for the same patient ID Re-attending within 3 months - Adults	97	1,105	8.8%	14.2%	14.9%	15.4%
% of FP17s for the same patient ID Re-attending between 3 & 9 months - Children	198	325	60.9%	56.4%	60.0%	58.9%
% of FP17s for the same patient ID Re-attending between 3 & 9 months - Adults	564	1,105	51.0%	50.6%	52.6%	51.6%
% of FP17s for Band 1 Urgent Courses	81	1,026	7.9%	8.3%	7.9%	8.9%
% of FP17s Relating to Free Repair or Replacements	12	1,026	1.2%	0.7%	0.8%	0.8%
% of FP17s Relating to Continuations	9	1,026	0.9%	0.9%	0.9%	0.9%
% of Patients satisfied with the dentistry they have received	6	7	N/A	92.7%	93.2%	93.2%
% of Patients satisfied with the time they had to wait for an appointment	7	7	N/A	89.5%	89.1%	88.8%

\* This is based on patients treated on this contract for their most recent course of treatment. Figures in italics indicate the base number of FP17s or Patient Questionnaire responses are less than 100. N/A is shown where the base number of responses is less than 10 during the period. % is calculated as Quantity/Base number\*100

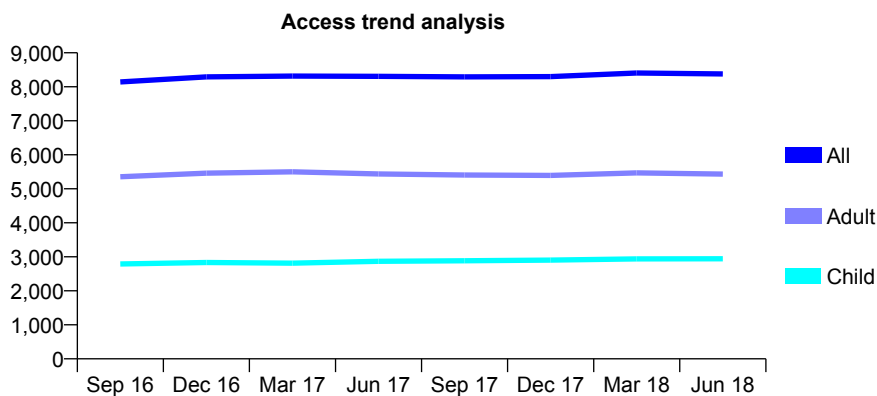
## Q57 - Vital Signs At a Glance Contract Report for 787396/0001 - June 2018

Name or company name	MRS SS PATEL
Contract type name	GDS Contract
Purpose of contract	General
Contract start date	01/07/2008
Contract end date	

18/19 Contracted general activity (UDA)	22,000
Carry forward general activity (UDA)	0
18/19 Contracted orthodontic activity (UOA)	0
Carry forward orthodontic activity (UOA)	0
Baseline contract value	£518,318.32

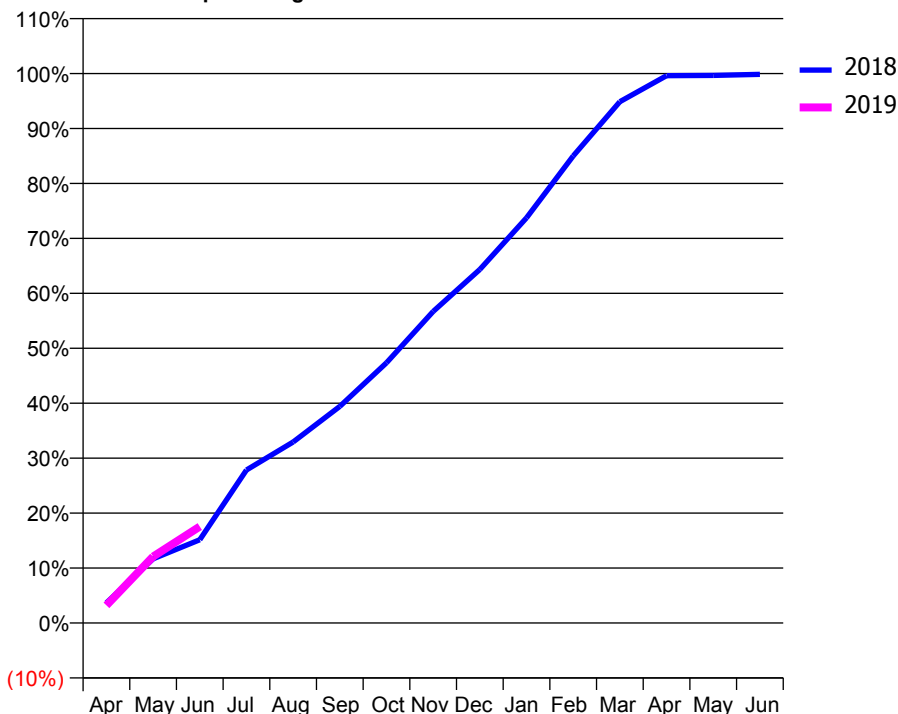
### ACCESS\*

Patients seen in 24 months	Total	Change since previous quarter
Quarter ending June 2017	8,308	
Quarter ending September 2017	8,292	→
Quarter ending December 2017	8,300	→
Quarter ending March 2018	8,407	→
Quarter ending June 2018	8,377	→
<b>Variance since June 2017</b>	<b>0.8%</b>	<b>→</b>



### ACTIVITY

Cumulative percentage of contracted UDA delivered 2018 & 2019



Month	Adjusted Scheduled Activity (UDA)	
	2018	2019
April	810	706
May	2,571	2,659
June	3,334	3,860
July	6,126	
August	7,247	
September	8,675	
October	10,419	
November	12,472	
December	14,156	
January	16,221	
February	18,696	
March	20,871	
April	21,914	
May	21,926	
June	21,964	

### QUALITY

	Quantity	Base Number	Contract	AT	Region	England
% of FP17s for the same patient ID Re-attending within 3 months - Children	121	1,034	11.7%	9.6%	11.3%	11.5%
% of FP17s for the same patient ID Re-attending within 3 months - Adults	278	1,540	18.1%	14.2%	14.9%	15.4%
% of FP17s for the same patient ID Re-attending between 3 & 9 months - Children	567	1,034	54.8%	56.4%	60.0%	58.9%
% of FP17s for the same patient ID Re-attending between 3 & 9 months - Adults	705	1,540	45.8%	50.6%	52.6%	51.6%
% of FP17s for Band 1 Urgent Courses	177	2,043	8.7%	8.3%	7.9%	8.9%
% of FP17s Relating to Free Repair or Replacements	9	2,043	0.4%	0.7%	0.8%	0.8%
% of FP17s Relating to Continuations	2	2,043	0.1%	0.9%	0.9%	0.9%
% of Patients satisfied with the dentistry they have received	5	5	N/A	92.7%	93.2%	93.2%
% of Patients satisfied with the time they had to wait for an appointment	4	5	N/A	89.5%	89.1%	88.8%

\* This is based on patients treated on this contract for their most recent course of treatment. Figures in italics indicate the base number of FP17s or Patient Questionnaire responses are less than 100. N/A is shown where the base number of responses is less than 10 during the period. % is calculated as Quantity/Base number\*100



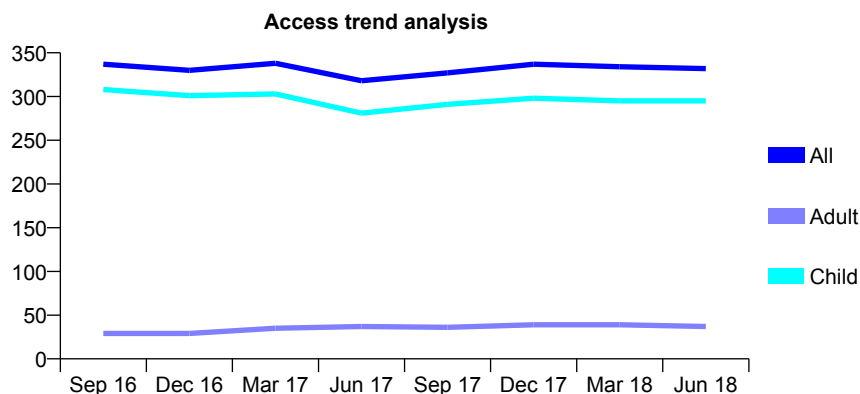
## Q57 - Vital Signs At a Glance Contract Report for 807729/0001 - June 2018

Name or company name	MR PL ISAACS
Contract type name	GDS Contract
Purpose of contract	General
Contract start date	01/04/2006
Contract end date	

18/19 Contracted general activity (UDA)	489
Carry forward general activity (UDA)	0
18/19 Contracted orthodontic activity (UOA)	0
Carry forward orthodontic activity (UOA)	0
Baseline contract value	£12,244.82

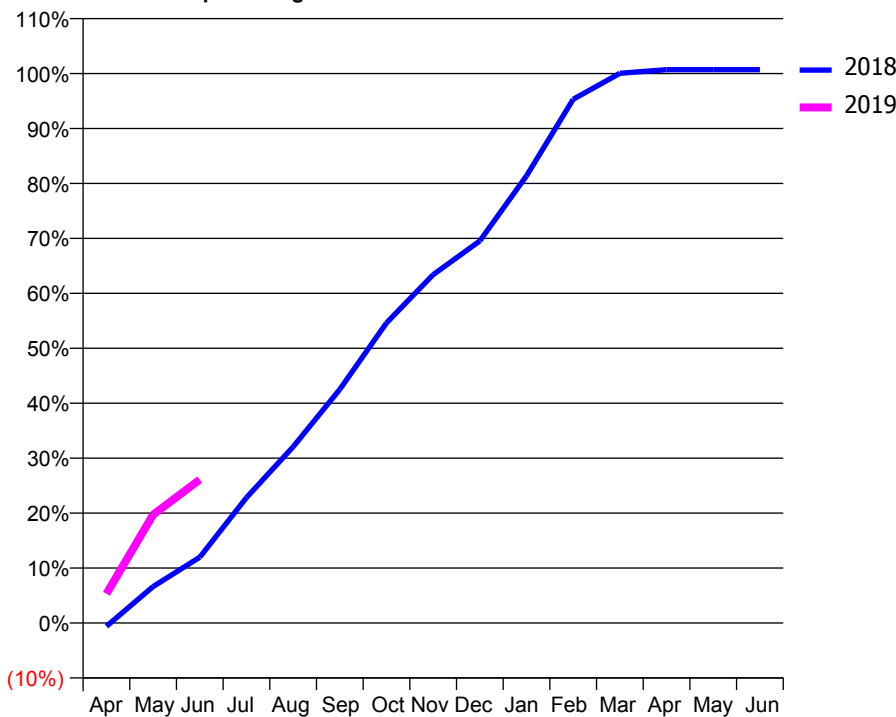
### ACCESS\*

Patients seen in 24 months	Total	Change since previous quarter
Quarter ending June 2017	318	
Quarter ending September 2017	327	↑
Quarter ending December 2017	337	↑
Quarter ending March 2018	334	→
Quarter ending June 2018	332	→
<b>Variance since June 2017</b>	<b>4.4%</b>	<b>↑</b>



### ACTIVITY

Cumulative percentage of contracted UDA delivered 2018 & 2019



Month	Adjusted Scheduled Activity (UDA)	
	2018	2019
April	-3	26
May	32	96
June	59	128
July	112	
August	157	
September	208	
October	267	
November	310	
December	340	
January	398	
February	466	
March	489	
April	492	
May	492	
June	492	

### QUALITY

	Quantity	Base Number	Contract	AT	Region	England
% of FP17s for the same patient ID Re-attending within 3 months - Children	5	83	6.0%	9.6%	11.3%	11.5%
% of FP17s for the same patient ID Re-attending within 3 months - Adults	0	2	0.0%	14.2%	14.9%	15.4%
% of FP17s for the same patient ID Re-attending between 3 & 9 months - Children	33	83	39.8%	56.4%	60.0%	58.9%
% of FP17s for the same patient ID Re-attending between 3 & 9 months - Adults	1	2	50.0%	50.6%	52.6%	51.6%
% of FP17s for Band 1 Urgent Courses	3	82	3.7%	8.3%	7.9%	8.9%
% of FP17s Relating to Free Repair or Replacements	0	82	0.0%	0.7%	0.8%	0.8%
% of FP17s Relating to Continuations	0	82	0.0%	0.9%	0.9%	0.9%
% of Patients satisfied with the dentistry they have received	0	0	N/A	92.7%	93.2%	93.2%
% of Patients satisfied with the time they had to wait for an appointment	0	0	N/A	89.5%	89.1%	88.8%

\* This is based on patients treated on this contract for their most recent course of treatment. Figures in italics indicate the base number of FP17s or Patient Questionnaire responses are less than 100. N/A is shown where the base number of responses is less than 10 during the period. % is calculated as Quantity/Base number\*100

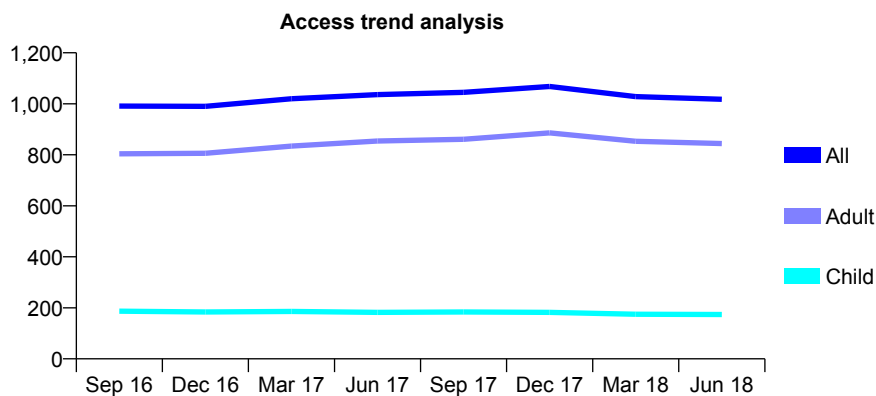
## Q57 - Vital Signs At a Glance Contract Report for 812587/0001 - June 2018

Name or company name	MR JB PEEK
Contract type name	GDS Contract
Purpose of contract	General
Contract start date	01/04/2006
Contract end date	

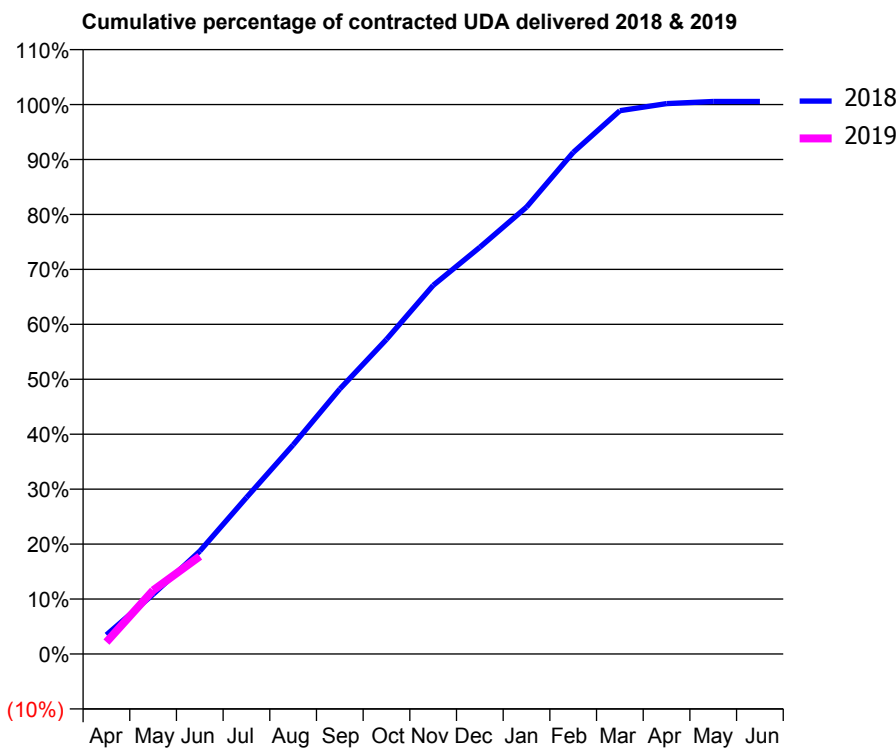
18/19 Contracted general activity (UDA)	5,014
Carry forward general activity (UDA)	0
18/19 Contracted orthodontic activity (UOA)	0
Carry forward orthodontic activity (UOA)	0
Baseline contract value	£133,179.54

### ACCESS\*

Patients seen in 24 months	Total	Change since previous quarter
Quarter ending June 2017	1,036	
Quarter ending September 2017	1,045	→
Quarter ending December 2017	1,068	↑
Quarter ending March 2018	1,028	↓
Quarter ending June 2018	1,018	→
<b>Variance since June 2017</b>	<b>(1.7%)</b>	<b>↓</b>



### ACTIVITY



Month	Adjusted Scheduled Activity (UDA)	
	2018	2019
April	175	109
May	545	581
June	938	891
July	1,428	
August	1,909	
September	2,418	
October	2,870	
November	3,364	
December	3,712	
January	4,077	
February	4,577	
March	4,958	
April	5,023	
May	5,042	
June	5,042	

### QUALITY

	Quantity	Base Number	Contract	AT	Region	England
% of FP17s for the same patient ID Re-attending within 3 months - Children	3	74	4.1%	9.6%	11.3%	11.5%
% of FP17s for the same patient ID Re-attending within 3 months - Adults	67	264	25.4%	14.2%	14.9%	15.4%
% of FP17s for the same patient ID Re-attending between 3 & 9 months - Children	46	74	62.2%	56.4%	60.0%	58.9%
% of FP17s for the same patient ID Re-attending between 3 & 9 months - Adults	122	264	46.2%	50.6%	52.6%	51.6%
% of FP17s for Band 1 Urgent Courses	37	311	11.9%	8.3%	7.9%	8.9%
% of FP17s Relating to Free Repair or Replacements	2	311	0.6%	0.7%	0.8%	0.8%
% of FP17s Relating to Continuations	2	311	0.6%	0.9%	0.9%	0.9%
% of Patients satisfied with the dentistry they have received	1	1	N/A	92.7%	93.2%	93.2%
% of Patients satisfied with the time they had to wait for an appointment	1	1	N/A	89.5%	89.1%	88.8%

\* This is based on patients treated on this contract for their most recent course of treatment. Figures in italics indicate the base number of FP17s or Patient Questionnaire responses are less than 100. N/A is shown where the base number of responses is less than 10 during the period. % is calculated as Quantity/Base number\*100

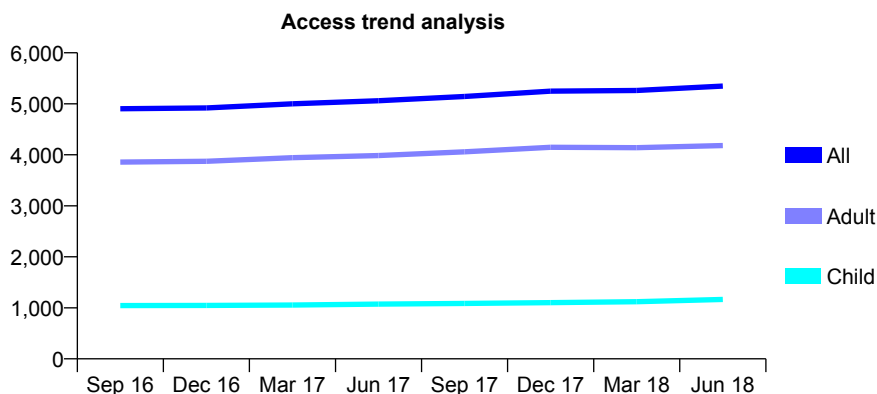
## Q57 - Vital Signs At a Glance Contract Report for 822752/0001 - June 2018

Name or company name	MR JJ PATEL
Contract type name	GDS Contract
Purpose of contract	General
Contract start date	01/04/2006
Contract end date	

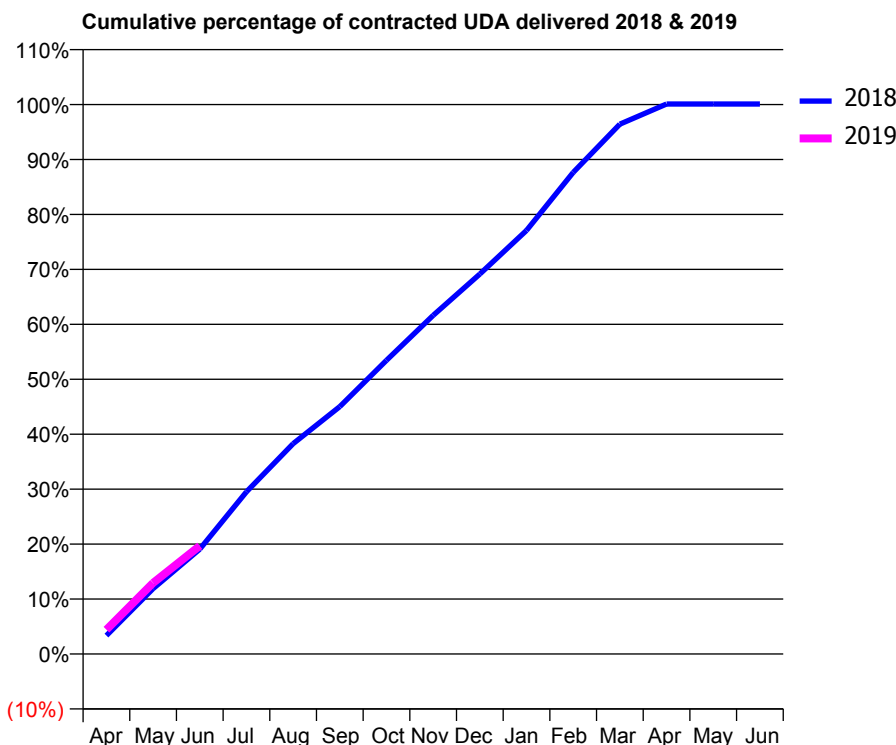
18/19 Contracted general activity (UDA)	17,113
Carry forward general activity (UDA)	0
18/19 Contracted orthodontic activity (UOA)	0
Carry forward orthodontic activity (UOA)	0
Baseline contract value	£442,094.90

### ACCESS\*

Patients seen in 24 months	Total	Change since previous quarter
Quarter ending June 2017	5,060	
Quarter ending September 2017	5,145	→
Quarter ending December 2017	5,249	↑
Quarter ending March 2018	5,262	→
Quarter ending June 2018	5,347	→
<b>Variance since June 2017</b>	<b>5.7%</b>	<b>↑</b>



### ACTIVITY



Month	Adjusted Scheduled Activity (UDA)	
	2018	2019
April	573	758
May	2,038	2,217
June	3,268	3,372
July	5,052	
August	6,549	
September	7,705	
October	9,146	
November	10,546	
December	11,834	
January	13,193	
February	14,996	
March	16,501	
April	17,127	
May	17,127	
June	17,128	

### QUALITY

	Quantity	Base Number	Contract	AT	Region	England
% of FP17s for the same patient ID Re-attending within 3 months - Children	35	492	7.1%	9.6%	11.3%	11.5%
% of FP17s for the same patient ID Re-attending within 3 months - Adults	272	1,677	16.2%	14.2%	14.9%	15.4%
% of FP17s for the same patient ID Re-attending between 3 & 9 months - Children	338	492	68.7%	56.4%	60.0%	58.9%
% of FP17s for the same patient ID Re-attending between 3 & 9 months - Adults	1,124	1,677	67.0%	50.6%	52.6%	51.6%
% of FP17s for Band 1 Urgent Courses	143	1,908	7.5%	8.3%	7.9%	8.9%
% of FP17s Relating to Free Repair or Replacements	23	1,908	1.2%	0.7%	0.8%	0.8%
% of FP17s Relating to Continuations	16	1,908	0.8%	0.9%	0.9%	0.9%
% of Patients satisfied with the dentistry they have received	6	6	N/A	92.7%	93.2%	93.2%
% of Patients satisfied with the time they had to wait for an appointment	6	6	N/A	89.5%	89.1%	88.8%

\* This is based on patients treated on this contract for their most recent course of treatment. Figures in italics indicate the base number of FP17s or Patient Questionnaire responses are less than 100. N/A is shown where the base number of responses is less than 10 during the period. % is calculated as Quantity/Base number\*100

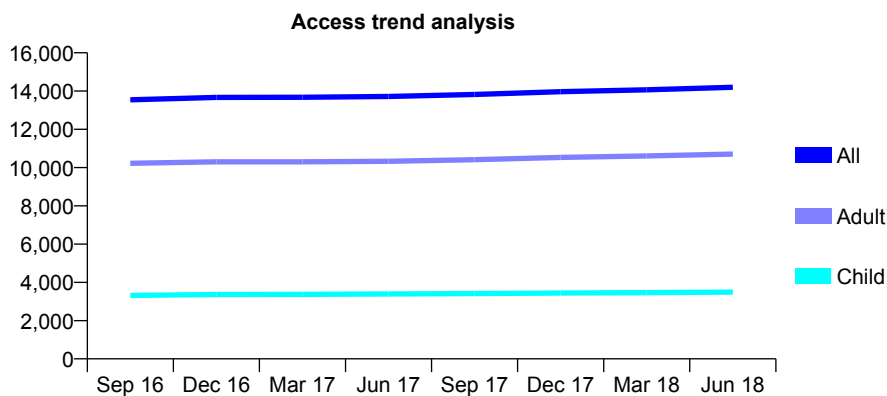
## Q57 - Vital Signs At a Glance Contract Report for 825948/0007 - June 2018

Name or company name	MR JK KOTECHEA
Contract type name	GDS Contract
Purpose of contract	General
Contract start date	01/02/2010
Contract end date	

18/19 Contracted general activity (UDA)	41,204
Carry forward general activity (UDA)	0
18/19 Contracted orthodontic activity (UOA)	0
Carry forward orthodontic activity (UOA)	0
Baseline contract value	£1,128,365.15

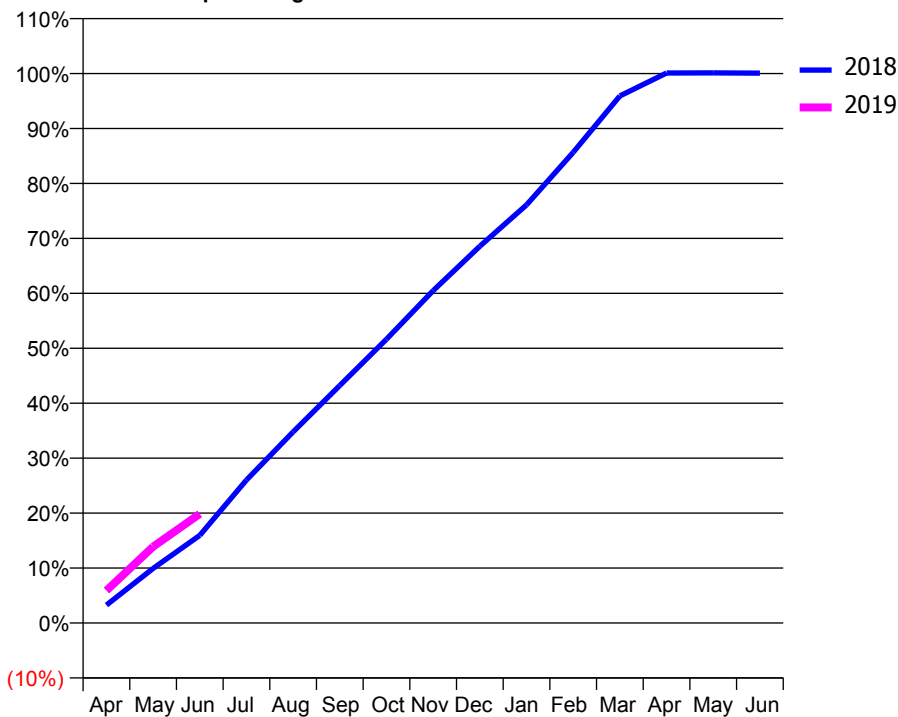
### ACCESS\*

Patients seen in 24 months	Total	Change since previous quarter
Quarter ending June 2017	13,717	
Quarter ending September 2017	13,824	→
Quarter ending December 2017	13,971	→
Quarter ending March 2018	14,063	→
Quarter ending June 2018	14,197	→
<b>Variance since June 2017</b>	<b>3.5%</b>	<b>↑</b>



### ACTIVITY

Cumulative percentage of contracted UDA delivered 2018 & 2019



Month	Adjusted Scheduled Activity (UDA)	
	2018	2019
April	1,348	2,438
May	4,093	5,727
June	6,570	8,188
July	10,722	
August	14,334	
September	17,809	
October	21,282	
November	24,923	
December	28,248	
January	31,355	
February	35,291	
March	39,525	
April	41,240	
May	41,246	
June	41,232	

### QUALITY

	Quantity	Base Number	Contract	AT	Region	England
% of FP17s for the same patient ID Re-attending within 3 months - Children	75	1,289	5.8%	9.6%	11.3%	11.5%
% of FP17s for the same patient ID Re-attending within 3 months - Adults	268	3,217	8.3%	14.2%	14.9%	15.4%
% of FP17s for the same patient ID Re-attending between 3 & 9 months - Children	774	1,289	60.0%	56.4%	60.0%	58.9%
% of FP17s for the same patient ID Re-attending between 3 & 9 months - Adults	1,720	3,217	53.5%	50.6%	52.6%	51.6%
% of FP17s for Band 1 Urgent Courses	202	3,852	5.2%	8.3%	7.9%	8.9%
% of FP17s Relating to Free Repair or Replacements	21	3,852	0.5%	0.7%	0.8%	0.8%
% of FP17s Relating to Continuations	22	3,852	0.6%	0.9%	0.9%	0.9%
% of Patients satisfied with the dentistry they have received	12	12	100.0%	92.7%	93.2%	93.2%
% of Patients satisfied with the time they had to wait for an appointment	10	12	83.3%	89.5%	89.1%	88.8%

\* This is based on patients treated on this contract for their most recent course of treatment. Figures in italics indicate the base number of FP17s or Patient Questionnaire responses are less than 100. N/A is shown where the base number of responses is less than 10 during the period. % is calculated as Quantity/Base number\*100

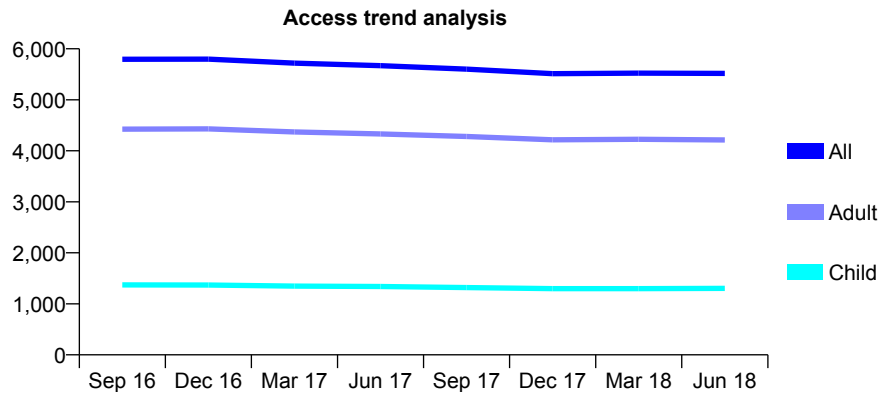
## Q57 - Vital Signs At a Glance Contract Report for 825948/0011 - June 2018

Name or company name	MR JK KOTECHA
Contract type name	GDS Contract
Purpose of contract	General
Contract start date	01/07/2013
Contract end date	

18/19 Contracted general activity (UDA)	14,882
Carry forward general activity (UDA)	0
18/19 Contracted orthodontic activity (UOA)	0
Carry forward orthodontic activity (UOA)	0
Baseline contract value	£421,180.47

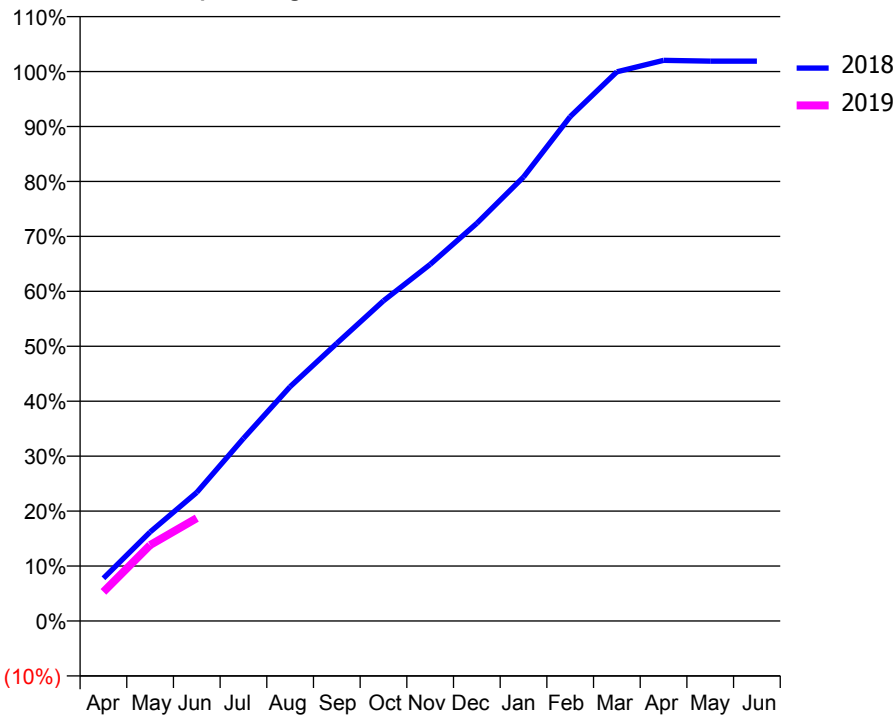
### ACCESS\*

Patients seen in 24 months	Total	Change since previous quarter
Quarter ending June 2017	5,669	
Quarter ending September 2017	5,601	↓
Quarter ending December 2017	5,513	↓
Quarter ending March 2018	5,522	→
Quarter ending June 2018	5,517	→
<b>Variance since June 2017</b>	<b>(2.7%)</b>	<b>↓</b>



### ACTIVITY

Cumulative percentage of contracted UDA delivered 2018 & 2019



Month	Adjusted Scheduled Activity (UDA)	
	2018	2019
April	1,156	789
May	2,409	2,058
June	3,484	2,788
July	4,947	
August	6,346	
September	7,520	
October	8,673	
November	9,660	
December	10,771	
January	12,023	
February	13,660	
March	14,875	
April	15,185	
May	15,164	
June	15,164	

### QUALITY

	Quantity	Base Number	Contract	AT	Region	England
% of FP17s for the same patient ID Re-attending within 3 months - Children	14	428	3.3%	9.6%	11.3%	11.5%
% of FP17s for the same patient ID Re-attending within 3 months - Adults	81	1,345	6.0%	14.2%	14.9%	15.4%
% of FP17s for the same patient ID Re-attending between 3 & 9 months - Children	268	428	62.6%	56.4%	60.0%	58.9%
% of FP17s for the same patient ID Re-attending between 3 & 9 months - Adults	955	1,345	71.0%	50.6%	52.6%	51.6%
% of FP17s for Band 1 Urgent Courses	50	1,608	3.1%	8.3%	7.9%	8.9%
% of FP17s Relating to Free Repair or Replacements	12	1,608	0.7%	0.7%	0.8%	0.8%
% of FP17s Relating to Continuations	3	1,608	0.2%	0.9%	0.9%	0.9%
% of Patients satisfied with the dentistry they have received	4	4	N/A	92.7%	93.2%	93.2%
% of Patients satisfied with the time they had to wait for an appointment	4	4	N/A	89.5%	89.1%	88.8%

\* This is based on patients treated on this contract for their most recent course of treatment. Figures in italics indicate the base number of FP17s or Patient Questionnaire responses are less than 100. N/A is shown where the base number of responses is less than 10 during the period. % is calculated as Quantity/Base number\*100

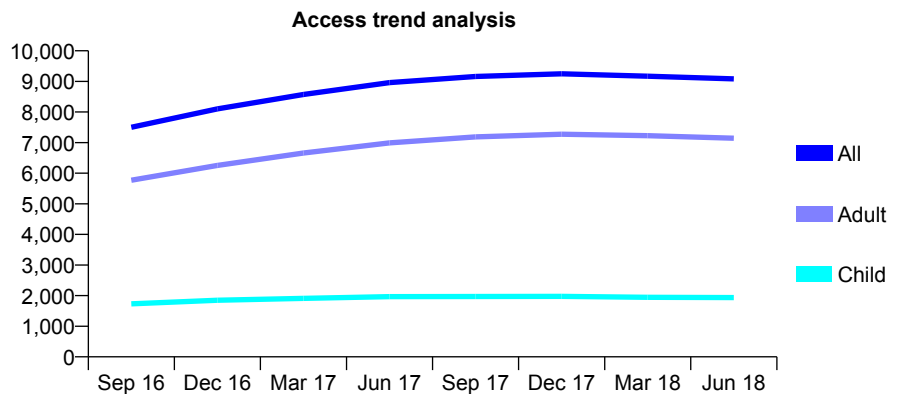
## Q57 - Vital Signs At a Glance Contract Report for 825948/0012 - June 2018

Name or company name	MR JK KOTECHA
Contract type name	GDS Contract
Purpose of contract	General
Contract start date	01/08/2015
Contract end date	

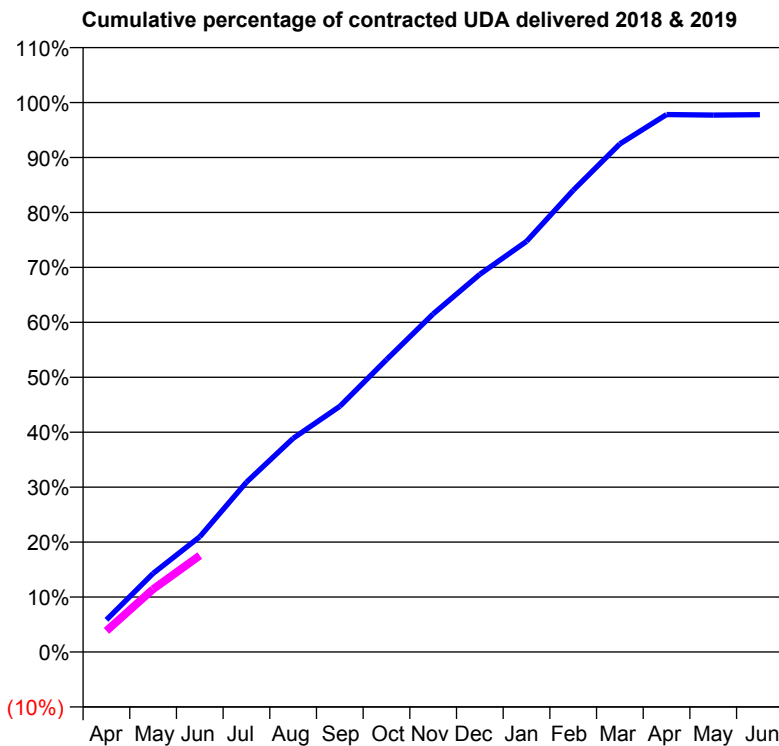
18/19 Contracted general activity (UDA)	24,905
Carry forward general activity (UDA)	0
18/19 Contracted orthodontic activity (UOA)	0
Carry forward orthodontic activity (UOA)	0
Baseline contract value	£824,114.34

### ACCESS\*

Patients seen in 24 months	Total	Change since previous quarter
Quarter ending June 2017	8,962	
Quarter ending September 2017	9,160	↑
Quarter ending December 2017	9,248	→
Quarter ending March 2018	9,170	→
Quarter ending June 2018	9,082	→
<b>Variance since June 2017</b>	<b>1.3%</b>	<b>→</b>



### ACTIVITY



Month	Adjusted Scheduled Activity (UDA)	
	2018	2019
April	1,461	958
May	3,563	2,849
June	5,227	4,375
July	7,698	
August	9,687	
September	11,134	
October	13,251	
November	15,324	
December	17,116	
January	18,611	
February	20,927	
March	23,032	
April	24,356	
May	24,337	
June	24,353	

### QUALITY

	Quantity	Base Number	Contract	AT	Region	England
% of FP17s for the same patient ID Re-attending within 3 months - Children	37	613	6.0%	9.6%	11.3%	11.5%
% of FP17s for the same patient ID Re-attending within 3 months - Adults	202	2,158	9.4%	14.2%	14.9%	15.4%
% of FP17s for the same patient ID Re-attending between 3 & 9 months - Children	361	613	58.9%	56.4%	60.0%	58.9%
% of FP17s for the same patient ID Re-attending between 3 & 9 months - Adults	1,322	2,158	61.3%	50.6%	52.6%	51.6%
% of FP17s for Band 1 Urgent Courses	183	2,313	7.9%	8.3%	7.9%	8.9%
% of FP17s Relating to Free Repair or Replacements	21	2,313	0.9%	0.7%	0.8%	0.8%
% of FP17s Relating to Continuations	13	2,313	0.6%	0.9%	0.9%	0.9%
% of Patients satisfied with the dentistry they have received	16	17	94.1%	92.7%	93.2%	93.2%
% of Patients satisfied with the time they had to wait for an appointment	16	17	94.1%	89.5%	89.1%	88.8%

\* This is based on patients treated on this contract for their most recent course of treatment. Figures in italics indicate the base number of FP17s or Patient Questionnaire responses are less than 100. N/A is shown where the base number of responses is less than 10 during the period. % is calculated as Quantity/Base number\*100

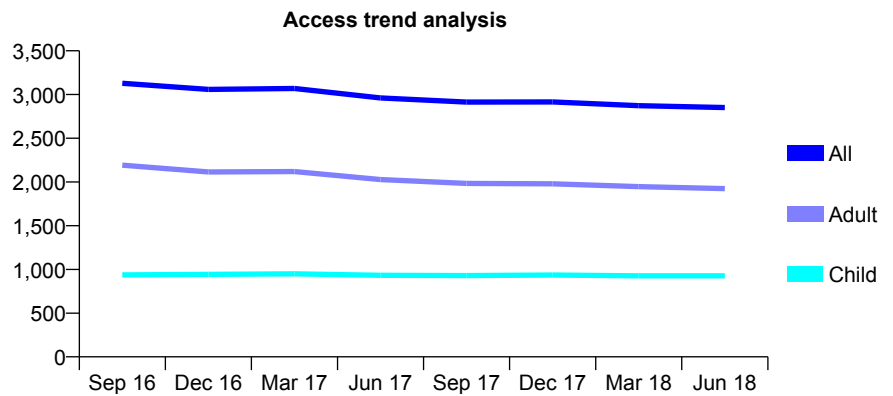
## Q57 - Vital Signs At a Glance Contract Report for 843482/0001 - June 2018

Name or company name	Country Park Dental Practice
Contract type name	Pilot Contract
Purpose of contract	General
Contract start date	01/04/2006
Contract end date	

18/19 Contracted general activity (UDA)	11,447
Carry forward general activity (UDA)	0
18/19 Contracted orthodontic activity (UOA)	0
Carry forward orthodontic activity (UOA)	0
Baseline contract value	£286,029.00

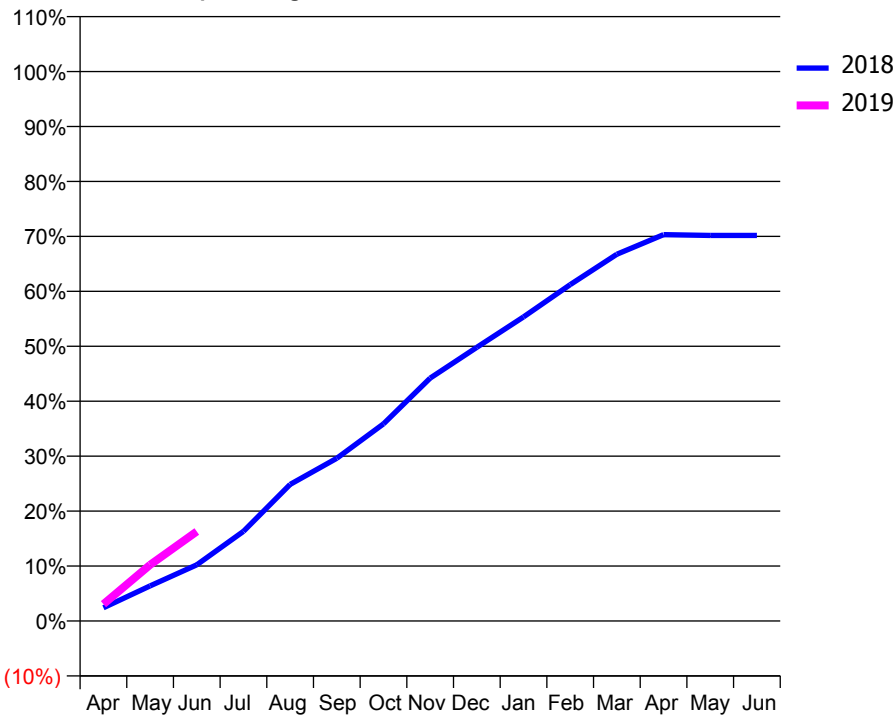
### ACCESS\*

Patients seen in 24 months	Total	Change since previous quarter
Quarter ending June 2017	2,961	
Quarter ending September 2017	2,913	↓
Quarter ending December 2017	2,915	→
Quarter ending March 2018	2,873	↓
Quarter ending June 2018	2,851	→
<b>Variance since June 2017</b>	<b>(3.7%)</b>	<b>↓</b>



### ACTIVITY

Cumulative percentage of contracted UDA delivered 2018 & 2019



Month	Adjusted Scheduled Activity (UDA)	
	2018	2019
April	277	351
May	732	1,170
June	1,170	1,865
July	1,868	
August	2,845	
September	3,391	
October	4,107	
November	5,060	
December	5,701	
January	6,336	
February	7,008	
March	7,640	
April	8,048	
May	8,032	
June	8,032	

### QUALITY

	Quantity	Base Number	Contract	AT	Region	England
% of FP17s for the same patient ID Re-attending within 3 months - Children	12	332	3.6%	9.6%	11.3%	11.5%
% of FP17s for the same patient ID Re-attending within 3 months - Adults	45	537	8.4%	14.2%	14.9%	15.4%
% of FP17s for the same patient ID Re-attending between 3 & 9 months - Children	196	332	59.0%	56.4%	60.0%	58.9%
% of FP17s for the same patient ID Re-attending between 3 & 9 months - Adults	281	537	52.3%	50.6%	52.6%	51.6%
% of FP17s for Band 1 Urgent Courses	37	734	5.0%	8.3%	7.9%	8.9%
% of FP17s Relating to Free Repair or Replacements	1	734	0.1%	0.7%	0.8%	0.8%
% of FP17s Relating to Continuations	1	734	0.1%	0.9%	0.9%	0.9%
% of Patients satisfied with the dentistry they have received	4	5	N/A	92.7%	93.2%	93.2%
% of Patients satisfied with the time they had to wait for an appointment	4	5	N/A	89.5%	89.1%	88.8%

\* This is based on patients treated on this contract for their most recent course of treatment. Figures in italics indicate the base number of FP17s or Patient Questionnaire responses are less than 100. N/A is shown where the base number of responses is less than 10 during the period. % is calculated as Quantity/Base number\*100

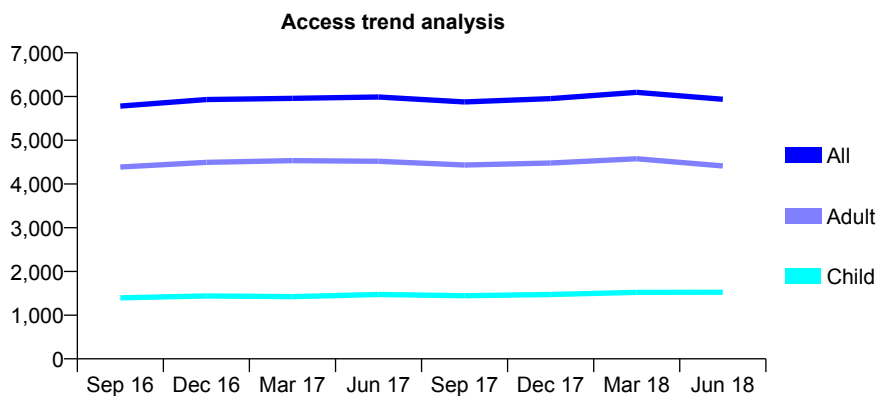
## Q57 - Vital Signs At a Glance Contract Report for 843865/0001 - June 2018

Name or company name	MR S MARZBANI
Contract type name	GDS Contract
Purpose of contract	General
Contract start date	01/04/2006
Contract end date	

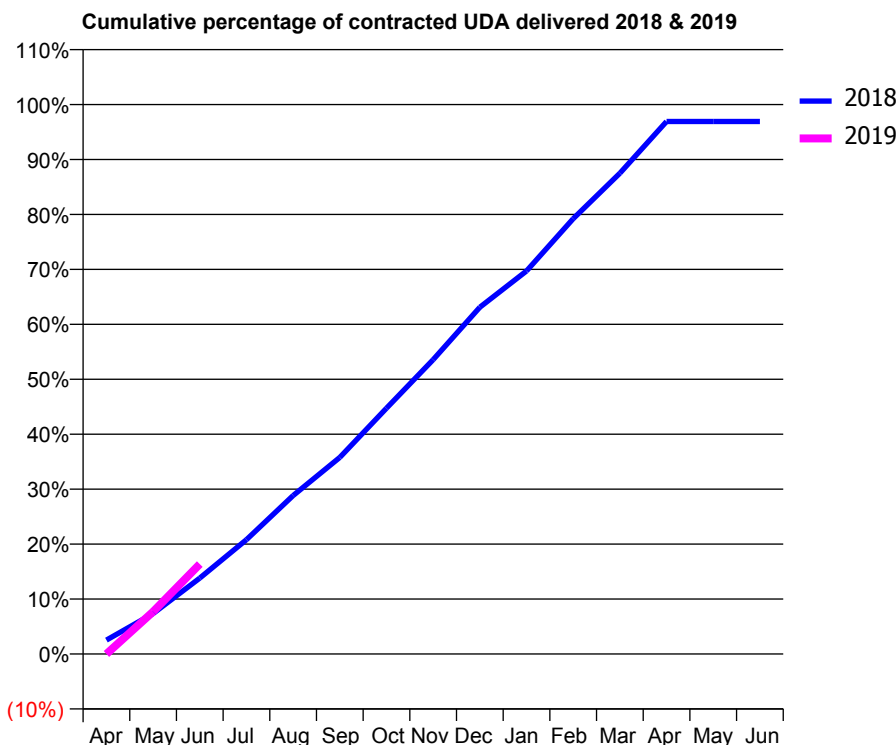
18/19 Contracted general activity (UDA)	14,715
Carry forward general activity (UDA)	0
18/19 Contracted orthodontic activity (UOA)	0
Carry forward orthodontic activity (UOA)	0
Baseline contract value	£344,418.98

### ACCESS\*

Patients seen in 24 months	Total	Change since previous quarter
Quarter ending June 2017	5,990	
Quarter ending September 2017	5,876	↓
Quarter ending December 2017	5,952	→
Quarter ending March 2018	6,097	↑
Quarter ending June 2018	5,936	↓
<b>Variance since June 2017</b>	<b>(0.9%)</b>	→



### ACTIVITY



Month	Adjusted Scheduled Activity (UDA)	
	2018	2019
April	373	0
May	1,084	1,135
June	2,033	2,407
July	3,063	
August	4,245	
September	5,265	
October	6,584	
November	7,884	
December	9,286	
January	10,257	
February	11,658	
March	12,876	
April	14,261	
May	14,262	
June	14,262	

### QUALITY

	Quantity	Base Number	Contract	AT	Region	England
% of FP17s for the same patient ID Re-attending within 3 months - Children	41	563	7.3%	9.6%	11.3%	11.5%
% of FP17s for the same patient ID Re-attending within 3 months - Adults	123	1,514	8.1%	14.2%	14.9%	15.4%
% of FP17s for the same patient ID Re-attending between 3 & 9 months - Children	314	563	55.8%	56.4%	60.0%	58.9%
% of FP17s for the same patient ID Re-attending between 3 & 9 months - Adults	846	1,514	55.9%	50.6%	52.6%	51.6%
% of FP17s for Band 1 Urgent Courses	34	1,417	2.4%	8.3%	7.9%	8.9%
% of FP17s Relating to Free Repair or Replacements	2	1,417	0.1%	0.7%	0.8%	0.8%
% of FP17s Relating to Continuations	7	1,417	0.5%	0.9%	0.9%	0.9%
% of Patients satisfied with the dentistry they have received	7	7	N/A	92.7%	93.2%	93.2%
% of Patients satisfied with the time they had to wait for an appointment	7	7	N/A	89.5%	89.1%	88.8%

\* This is based on patients treated on this contract for their most recent course of treatment. Figures in italics indicate the base number of FP17s or Patient Questionnaire responses are less than 100. N/A is shown where the base number of responses is less than 10 during the period. % is calculated as Quantity/Base number\*100



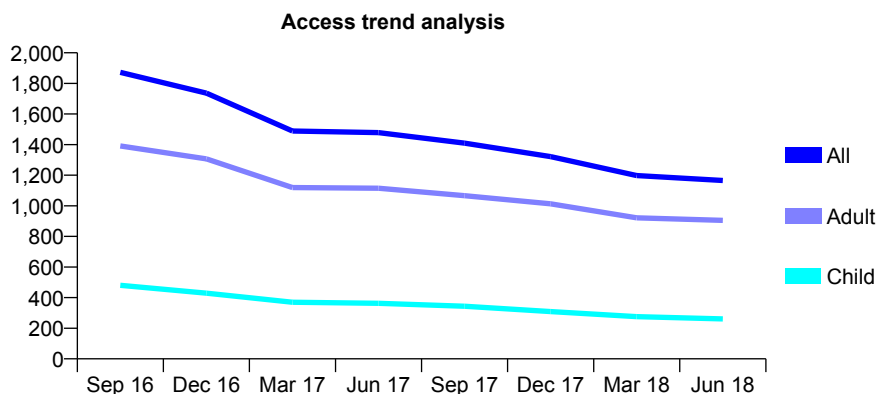
## Q57 - Vital Signs At a Glance Contract Report for 854689/0001 - June 2018

Name or company name	MR A RASHID
Contract type name	GDS Contract
Purpose of contract	General
Contract start date	01/04/2006
Contract end date	

18/19 Contracted general activity (UDA)	7,000
Carry forward general activity (UDA)	0
18/19 Contracted orthodontic activity (UOA)	0
Carry forward orthodontic activity (UOA)	0
Baseline contract value	£162,128.43

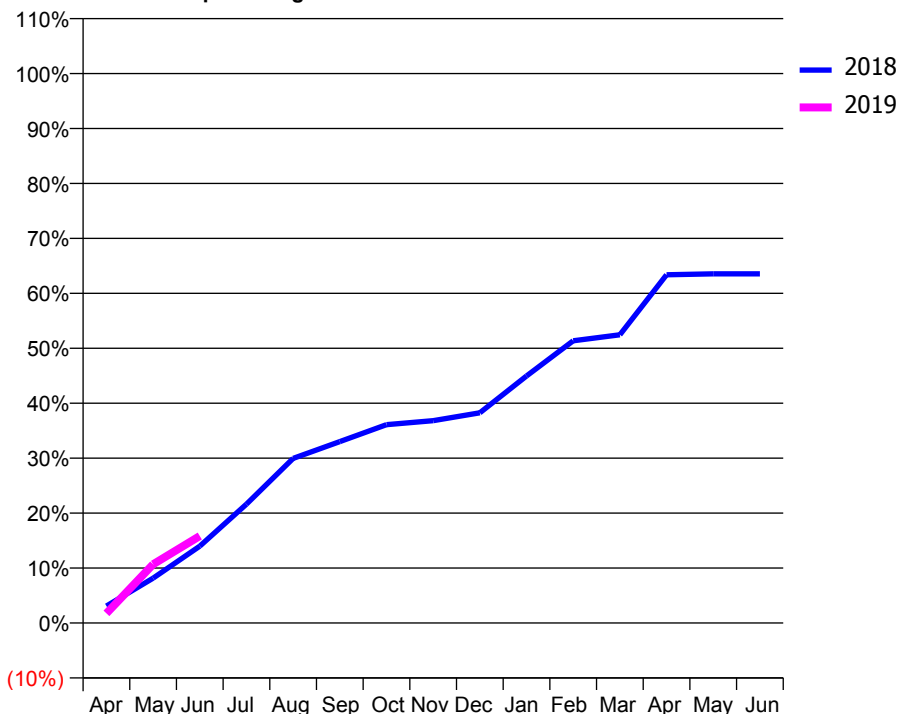
### ACCESS\*

Patients seen in 24 months	Total	Change since previous quarter
Quarter ending June 2017	1,478	
Quarter ending September 2017	1,410	↓
Quarter ending December 2017	1,322	↓
Quarter ending March 2018	1,198	↓
Quarter ending June 2018	1,166	↓
<b>Variance since June 2017</b>	<b>(21.1%)</b>	<b>↓</b>



### ACTIVITY

Cumulative percentage of contracted UDA delivered 2018 & 2019



Adjusted Scheduled Activity (UDA)

Month	2018	2019
April	308	123
May	817	749
June	1,399	1,109
July	2,164	
August	2,996	
September	3,301	
October	3,610	
November	3,682	
December	3,825	
January	4,495	
February	5,136	
March	5,244	
April	6,337	
May	6,354	
June	6,354	

### QUALITY

	Quantity	Base Number	Contract	AT	Region	England
% of FP17s for the same patient ID Re-attending within 3 months - Children	9	115	7.8%	9.6%	11.3%	11.5%
% of FP17s for the same patient ID Re-attending within 3 months - Adults	92	405	22.7%	14.2%	14.9%	15.4%
% of FP17s for the same patient ID Re-attending between 3 & 9 months - Children	41	115	35.7%	56.4%	60.0%	58.9%
% of FP17s for the same patient ID Re-attending between 3 & 9 months - Adults	144	405	35.6%	50.6%	52.6%	51.6%
% of FP17s for Band 1 Urgent Courses	64	332	19.3%	8.3%	7.9%	8.9%
% of FP17s Relating to Free Repair or Replacements	10	332	3.0%	0.7%	0.8%	0.8%
% of FP17s Relating to Continuations	3	332	0.9%	0.9%	0.9%	0.9%
% of Patients satisfied with the dentistry they have received	2	2	N/A	92.7%	93.2%	93.2%
% of Patients satisfied with the time they had to wait for an appointment	1	2	N/A	89.5%	89.1%	88.8%

\* This is based on patients treated on this contract for their most recent course of treatment. Figures in italics indicate the base number of FP17s or Patient Questionnaire responses are less than 100. N/A is shown where the base number of responses is less than 10 during the period. % is calculated as Quantity/Base number\*100

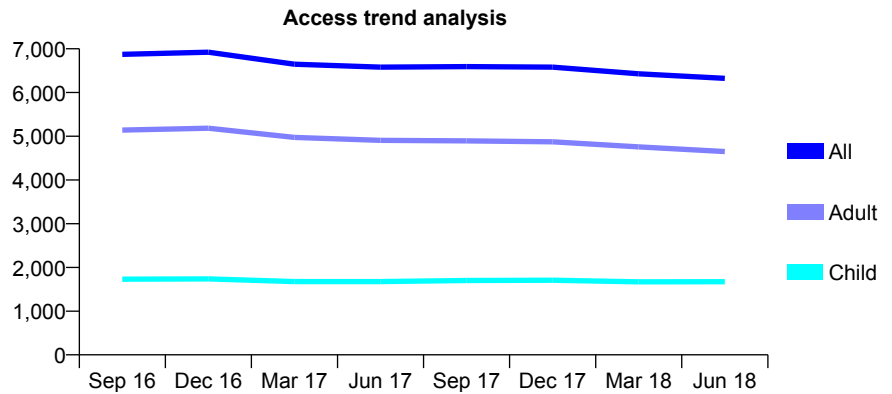
## Q57 - Vital Signs At a Glance Contract Report for 855626/0002 - June 2018

Name or company name	Langdon Hills Dental Care
Contract type name	GDS Contract
Purpose of contract	General
Contract start date	13/12/2011
Contract end date	

18/19 Contracted general activity (UDA)	15,588
Carry forward general activity (UDA)	0
18/19 Contracted orthodontic activity (UOA)	0
Carry forward orthodontic activity (UOA)	0
Baseline contract value	£415,489.80

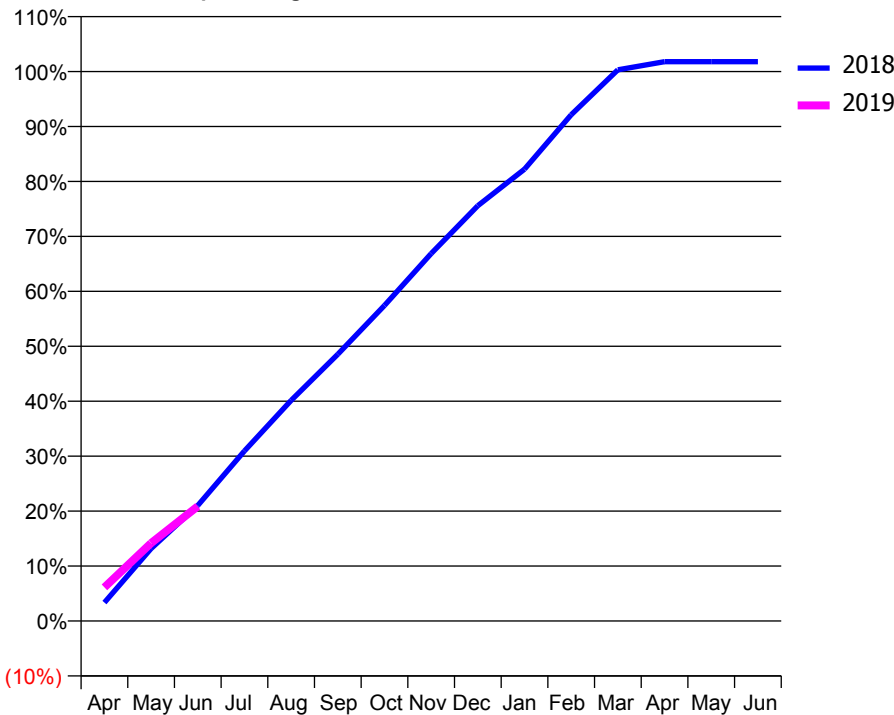
### ACCESS\*

Patients seen in 24 months	Total	Change since previous quarter
Quarter ending June 2017	6,582	
Quarter ending September 2017	6,594	→
Quarter ending December 2017	6,581	→
Quarter ending March 2018	6,427	↓
Quarter ending June 2018	6,323	↓
<b>Variance since June 2017</b>	<b>(3.9%)</b>	<b>↓</b>



### ACTIVITY

Cumulative percentage of contracted UDA delivered 2018 & 2019



Month	Adjusted Scheduled Activity (UDA)	
	2018	2019
April	524	955
May	2,057	2,209
June	3,277	3,253
July	4,825	
August	6,258	
September	7,569	
October	8,952	
November	10,422	
December	11,780	
January	12,818	
February	14,361	
March	15,636	
April	15,867	
May	15,867	
June	15,867	

### QUALITY

	Quantity	Base Number	Contract	AT	Region	England
% of FP17s for the same patient ID Re-attending within 3 months - Children	34	508	6.7%	9.6%	11.3%	11.5%
% of FP17s for the same patient ID Re-attending within 3 months - Adults	232	1,335	17.4%	14.2%	14.9%	15.4%
% of FP17s for the same patient ID Re-attending between 3 & 9 months - Children	243	508	47.8%	56.4%	60.0%	58.9%
% of FP17s for the same patient ID Re-attending between 3 & 9 months - Adults	634	1,335	47.5%	50.6%	52.6%	51.6%
% of FP17s for Band 1 Urgent Courses	186	1,725	10.8%	8.3%	7.9%	8.9%
% of FP17s Relating to Free Repair or Replacements	29	1,725	1.7%	0.7%	0.8%	0.8%
% of FP17s Relating to Continuations	29	1,725	1.7%	0.9%	0.9%	0.9%
% of Patients satisfied with the dentistry they have received	6	6	N/A	92.7%	93.2%	93.2%
% of Patients satisfied with the time they had to wait for an appointment	6	6	N/A	89.5%	89.1%	88.8%

\* This is based on patients treated on this contract for their most recent course of treatment. Figures in italics indicate the base number of FP17s or Patient Questionnaire responses are less than 100. N/A is shown where the base number of responses is less than 10 during the period. % is calculated as Quantity/Base number\*100

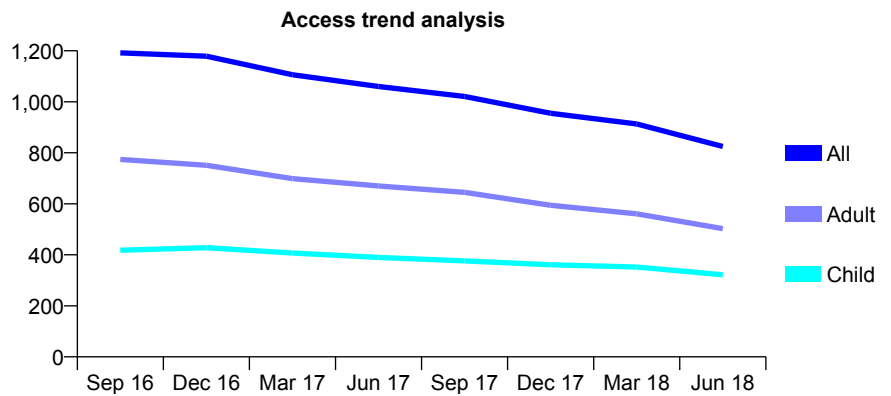
## Q57 - Vital Signs At a Glance Contract Report for 861065/0001 - June 2018

Name or company name	MRS DO GAWLEY
Contract type name	GDS Contract
Purpose of contract	General
Contract start date	01/04/2006
Contract end date	

18/19 Contracted general activity (UDA)	4,051
Carry forward general activity (UDA)	0
18/19 Contracted orthodontic activity (UOA)	0
Carry forward orthodontic activity (UOA)	0
Baseline contract value	£99,563.05

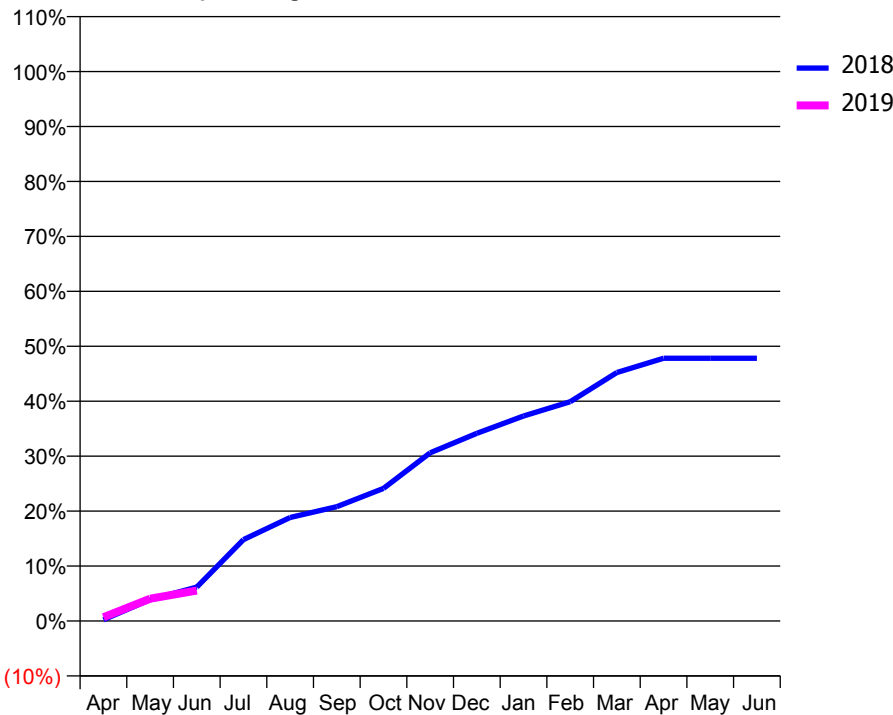
### ACCESS\*

Patients seen in 24 months	Total	Change since previous quarter
Quarter ending June 2017	1,060	
Quarter ending September 2017	1,021	↓
Quarter ending December 2017	955	↓
Quarter ending March 2018	913	↓
Quarter ending June 2018	825	↓
<b>Variance since June 2017</b>	<b>(22.2%)</b>	<b>↓</b>



### ACTIVITY

Cumulative percentage of contracted UDA delivered 2018 & 2019



Adjusted Scheduled Activity (UDA)

Month	2018	2019
April	9	28
May	158	164
June	250	225
July	600	
August	764	
September	843	
October	977	
November	1,240	
December	1,384	
January	1,511	
February	1,616	
March	1,832	
April	1,937	
May	1,937	
June	1,937	

### QUALITY

	Quantity	Base Number	Contract	AT	Region	England
% of FP17s for the same patient ID Re-attending within 3 months - Children	9	86	10.5%	9.6%	11.3%	11.5%
% of FP17s for the same patient ID Re-attending within 3 months - Adults	20	125	16.0%	14.2%	14.9%	15.4%
% of FP17s for the same patient ID Re-attending between 3 & 9 months - Children	60	86	69.8%	56.4%	60.0%	58.9%
% of FP17s for the same patient ID Re-attending between 3 & 9 months - Adults	89	125	71.2%	50.6%	52.6%	51.6%
% of FP17s for Band 1 Urgent Courses	19	162	11.7%	8.3%	7.9%	8.9%
% of FP17s Relating to Free Repair or Replacements	0	162	0.0%	0.7%	0.8%	0.8%
% of FP17s Relating to Continuations	7	162	4.3%	0.9%	0.9%	0.9%
% of Patients satisfied with the dentistry they have received	1	1	N/A	92.7%	93.2%	93.2%
% of Patients satisfied with the time they had to wait for an appointment	1	1	N/A	89.5%	89.1%	88.8%

\* This is based on patients treated on this contract for their most recent course of treatment. Figures in italics indicate the base number of FP17s or Patient Questionnaire responses are less than 100. N/A is shown where the base number of responses is less than 10 during the period. % is calculated as Quantity/Base number\*100

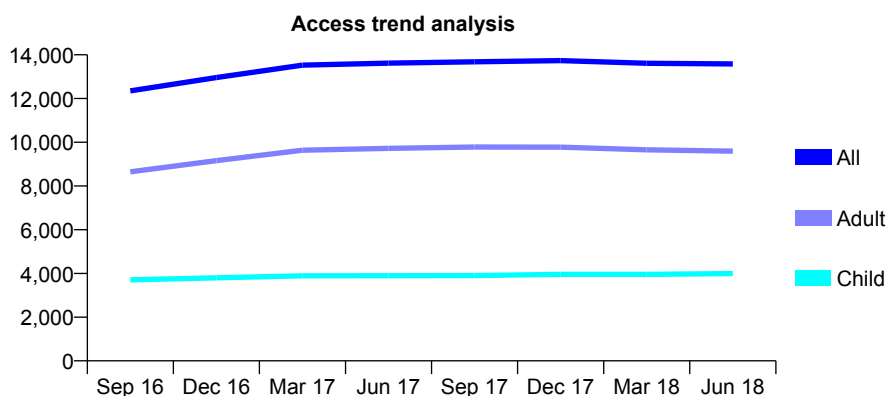
## Q57 - Vital Signs At a Glance Contract Report for 866113/0001 - June 2018

Name or company name	MS N KOTTECHA
Contract type name	GDS Contract
Purpose of contract	General
Contract start date	01/05/2015
Contract end date	

18/19 Contracted general activity (UDA)	36,497
Carry forward general activity (UDA)	0
18/19 Contracted orthodontic activity (UOA)	0
Carry forward orthodontic activity (UOA)	0
Baseline contract value	£906,285.08

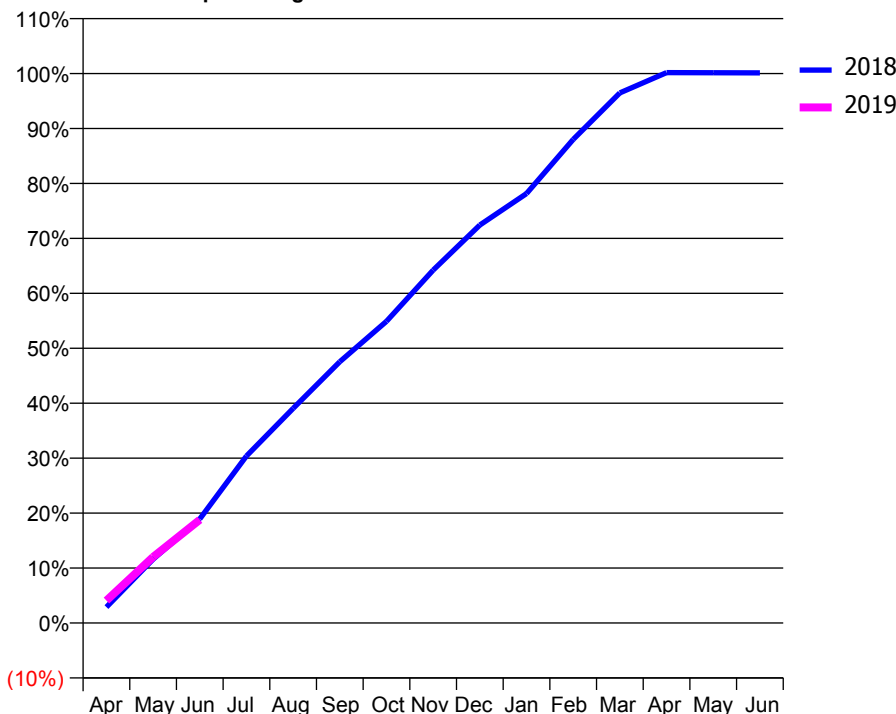
### ACCESS\*

Patients seen in 24 months	Total	Change since previous quarter
Quarter ending June 2017	13,616	
Quarter ending September 2017	13,681	→
Quarter ending December 2017	13,735	→
Quarter ending March 2018	13,613	→
Quarter ending June 2018	13,585	→
<b>Variance since June 2017</b>	<b>(0.2%)</b>	→



### ACTIVITY

Cumulative percentage of contracted UDA delivered 2018 & 2019



Adjusted Scheduled Activity (UDA)

Month	2018	2019
April	1,057	1,493
May	4,234	4,387
June	6,916	6,861
July	11,097	
August	14,256	
September	17,357	
October	20,036	
November	23,443	
December	26,434	
January	28,524	
February	32,115	
March	35,210	
April	36,560	
May	36,548	
June	36,537	

### QUALITY

	Quantity	Base Number	Contract	AT	Region	England
% of FP17s for the same patient ID Re-attending within 3 months - Children	69	1,463	4.7%	9.6%	11.3%	11.5%
% of FP17s for the same patient ID Re-attending within 3 months - Adults	294	2,909	10.1%	14.2%	14.9%	15.4%
% of FP17s for the same patient ID Re-attending between 3 & 9 months - Children	954	1,463	65.2%	56.4%	60.0%	58.9%
% of FP17s for the same patient ID Re-attending between 3 & 9 months - Adults	1,760	2,909	60.5%	50.6%	52.6%	51.6%
% of FP17s for Band 1 Urgent Courses	179	3,581	5.0%	8.3%	7.9%	8.9%
% of FP17s Relating to Free Repair or Replacements	30	3,581	0.8%	0.7%	0.8%	0.8%
% of FP17s Relating to Continuations	9	3,581	0.3%	0.9%	0.9%	0.9%
% of Patients satisfied with the dentistry they have received	16	16	100.0%	92.7%	93.2%	93.2%
% of Patients satisfied with the time they had to wait for an appointment	14	16	87.5%	89.5%	89.1%	88.8%

\* This is based on patients treated on this contract for their most recent course of treatment. Figures in italics indicate the base number of FP17s or Patient Questionnaire responses are less than 100. N/A is shown where the base number of responses is less than 10 during the period. % is calculated as Quantity/Base number\*100

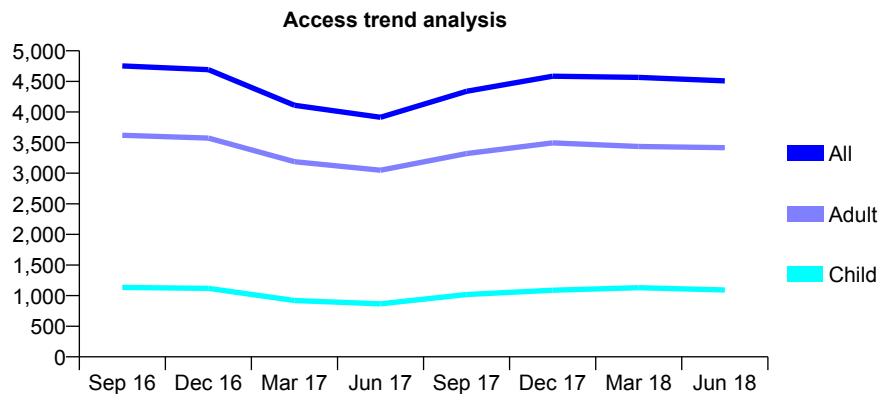
## Q57 - Vital Signs At a Glance Contract Report for 890944/0001 - June 2018

Name or company name	MR AF CLOUGH
Contract type name	GDS Contract
Purpose of contract	General
Contract start date	01/04/2006
Contract end date	

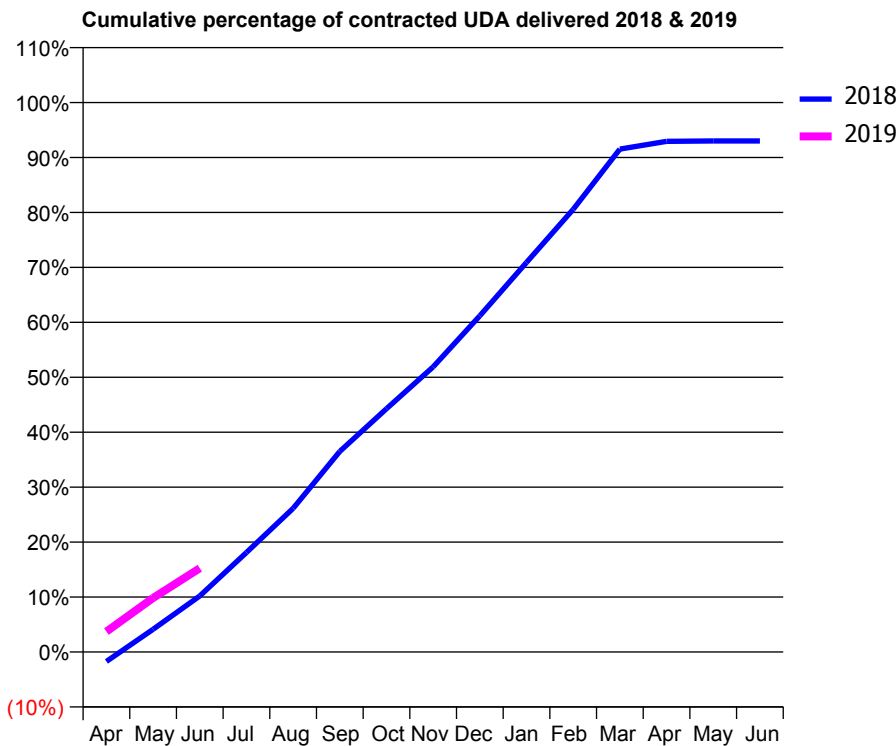
18/19 Contracted general activity (UDA)	11,980
Carry forward general activity (UDA)	0
18/19 Contracted orthodontic activity (UOA)	0
Carry forward orthodontic activity (UOA)	0
Baseline contract value	£338,682.67

### ACCESS\*

Patients seen in 24 months	Total	Change since previous quarter
Quarter ending June 2017	3,914	
Quarter ending September 2017	4,339	↑
Quarter ending December 2017	4,585	↑
Quarter ending March 2018	4,565	→
Quarter ending June 2018	4,509	↓
<b>Variance since June 2017</b>	<b>15.2%</b>	<b>↑</b>



### ACTIVITY



Month	Adjusted Scheduled Activity (UDA)	
	2018	2019
April	-207	447
May	495	1,180
June	1,222	1,828
July	2,170	
August	3,134	
September	4,374	
October	5,305	
November	6,218	
December	7,330	
January	8,494	
February	9,650	
March	10,966	
April	11,132	
May	11,143	
June	11,143	

### QUALITY

	Quantity	Base Number	Contract	AT	Region	England
% of FP17s for the same patient ID Re-attending within 3 months - Children	8	210	3.8%	9.6%	11.3%	11.5%
% of FP17s for the same patient ID Re-attending within 3 months - Adults	55	702	7.8%	14.2%	14.9%	15.4%
% of FP17s for the same patient ID Re-attending between 3 & 9 months - Children	134	210	63.8%	56.4%	60.0%	58.9%
% of FP17s for the same patient ID Re-attending between 3 & 9 months - Adults	260	702	37.0%	50.6%	52.6%	51.6%
% of FP17s for Band 1 Urgent Courses	111	834	13.3%	8.3%	7.9%	8.9%
% of FP17s Relating to Free Repair or Replacements	3	834	0.4%	0.7%	0.8%	0.8%
% of FP17s Relating to Continuations	7	834	0.8%	0.9%	0.9%	0.9%
% of Patients satisfied with the dentistry they have received	2	2	N/A	92.7%	93.2%	93.2%
% of Patients satisfied with the time they had to wait for an appointment	2	2	N/A	89.5%	89.1%	88.8%

\* This is based on patients treated on this contract for their most recent course of treatment. Figures in italics indicate the base number of FP17s or Patient Questionnaire responses are less than 100. N/A is shown where the base number of responses is less than 10 during the period. % is calculated as Quantity/Base number\*100

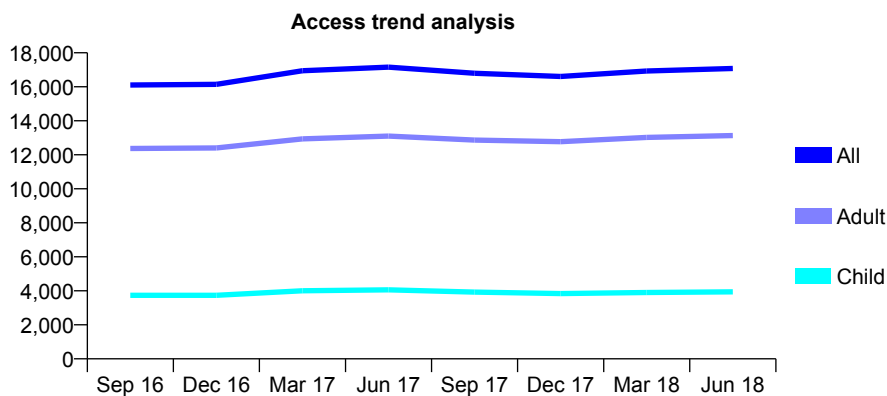
## Q57 - Vital Signs At a Glance Contract Report for 890944/0002 - June 2018

Name or company name	MR AF CLOUGH
Contract type name	GDS Contract
Purpose of contract	General
Contract start date	01/04/2006
Contract end date	

18/19 Contracted general activity (UDA)	45,858
Carry forward general activity (UDA)	0
18/19 Contracted orthodontic activity (UOA)	0
Carry forward orthodontic activity (UOA)	0
Baseline contract value	£1,423,557.16

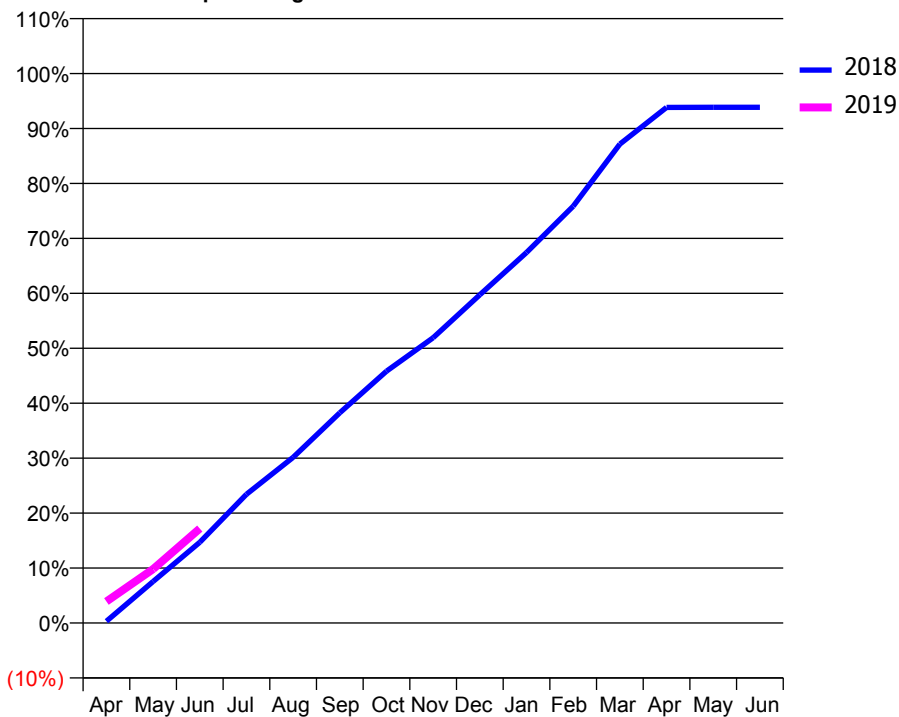
### ACCESS\*

Patients seen in 24 months	Total	Change since previous quarter
Quarter ending June 2017	17,160	
Quarter ending September 2017	16,795	↓
Quarter ending December 2017	16,611	↓
Quarter ending March 2018	16,927	→
Quarter ending June 2018	17,078	→
<b>Variance since June 2017</b>	<b>(0.5%)</b>	→



### ACTIVITY

Cumulative percentage of contracted UDA delivered 2018 & 2019



Month	Adjusted Scheduled Activity (UDA)	
	2018	2019
April	152	1,797
May	3,466	4,498
June	6,735	7,884
July	10,747	
August	13,829	
September	17,542	
October	21,016	
November	23,812	
December	27,395	
January	30,923	
February	34,777	
March	39,962	
April	43,023	
May	43,035	
June	43,033	

### QUALITY

	Quantity	Base Number	Contract	AT	Region	England
% of FP17s for the same patient ID Re-attending within 3 months - Children	100	1,205	8.3%	9.6%	11.3%	11.5%
% of FP17s for the same patient ID Re-attending within 3 months - Adults	685	3,753	18.3%	14.2%	14.9%	15.4%
% of FP17s for the same patient ID Re-attending between 3 & 9 months - Children	563	1,205	46.7%	56.4%	60.0%	58.9%
% of FP17s for the same patient ID Re-attending between 3 & 9 months - Adults	1,163	3,753	31.0%	50.6%	52.6%	51.6%
% of FP17s for Band 1 Urgent Courses	807	3,900	20.7%	8.3%	7.9%	8.9%
% of FP17s Relating to Free Repair or Replacements	44	3,900	1.1%	0.7%	0.8%	0.8%
% of FP17s Relating to Continuations	35	3,900	0.9%	0.9%	0.9%	0.9%
% of Patients satisfied with the dentistry they have received	12	16	75.0%	92.7%	93.2%	93.2%
% of Patients satisfied with the time they had to wait for an appointment	12	16	75.0%	89.5%	89.1%	88.8%

\* This is based on patients treated on this contract for their most recent course of treatment. Figures in italics indicate the base number of FP17s or Patient Questionnaire responses are less than 100. N/A is shown where the base number of responses is less than 10 during the period. % is calculated as Quantity/Base number\*100

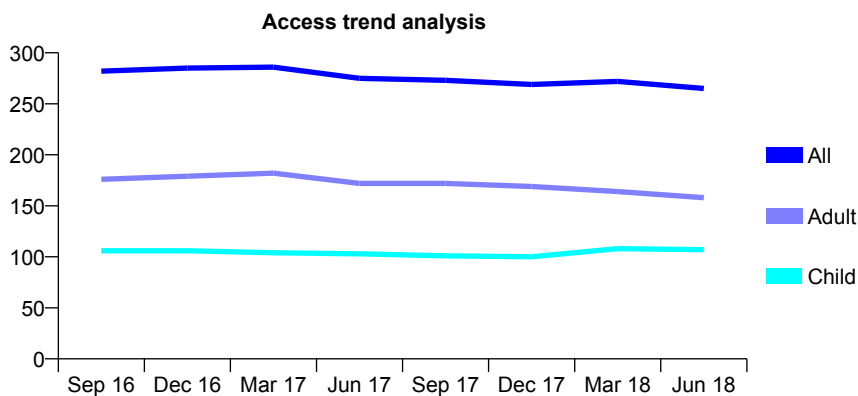
## Q57 - Vital Signs At a Glance Contract Report for 907456/0001 - June 2018

Name or company name	MR NV PANDYA
Contract type name	GDS Contract
Purpose of contract	General
Contract start date	01/04/2006
Contract end date	

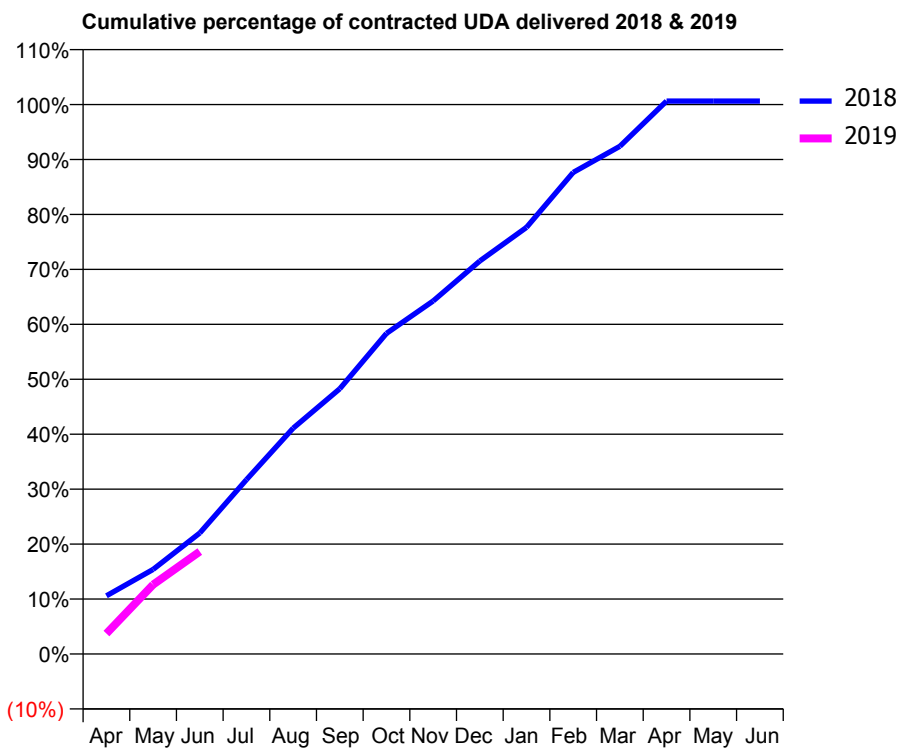
18/19 Contracted general activity (UDA)	621
Carry forward general activity (UDA)	0
18/19 Contracted orthodontic activity (UOA)	0
Carry forward orthodontic activity (UOA)	0
Baseline contract value	£16,490.46

### ACCESS\*

Patients seen in 24 months	Total	Change since previous quarter
Quarter ending June 2017	275	
Quarter ending September 2017	273	→
Quarter ending December 2017	269	↓
Quarter ending March 2018	272	→
Quarter ending June 2018	265	↓
<b>Variance since June 2017</b>	<b>(3.6%)</b>	<b>↓</b>



### ACTIVITY



Month	Adjusted Scheduled Activity (UDA)	
	2018	2019
April	66	23
May	96	78
June	137	116
July	197	
August	255	
September	300	
October	362	
November	399	
December	444	
January	482	
February	544	
March	574	
April	625	
May	625	
June	625	

### QUALITY

	Quantity	Base Number	Contract	AT	Region	England
% of FP17s for the same patient ID Re-attending within 3 months - Children	5	41	12.2%	9.6%	11.3%	11.5%
% of FP17s for the same patient ID Re-attending within 3 months - Adults	8	50	16.0%	14.2%	14.9%	15.4%
% of FP17s for the same patient ID Re-attending between 3 & 9 months - Children	21	41	51.2%	56.4%	60.0%	58.9%
% of FP17s for the same patient ID Re-attending between 3 & 9 months - Adults	30	50	60.0%	50.6%	52.6%	51.6%
% of FP17s for Band 1 Urgent Courses	4	68	5.9%	8.3%	7.9%	8.9%
% of FP17s Relating to Free Repair or Replacements	0	68	0.0%	0.7%	0.8%	0.8%
% of FP17s Relating to Continuations	1	68	1.5%	0.9%	0.9%	0.9%
% of Patients satisfied with the dentistry they have received	0	0	N/A	92.7%	93.2%	93.2%
% of Patients satisfied with the time they had to wait for an appointment	0	0	N/A	89.5%	89.1%	88.8%

\* This is based on patients treated on this contract for their most recent course of treatment. Figures in italics indicate the base number of FP17s or Patient Questionnaire responses are less than 100. N/A is shown where the base number of responses is less than 10 during the period. % is calculated as Quantity/Base number\*100

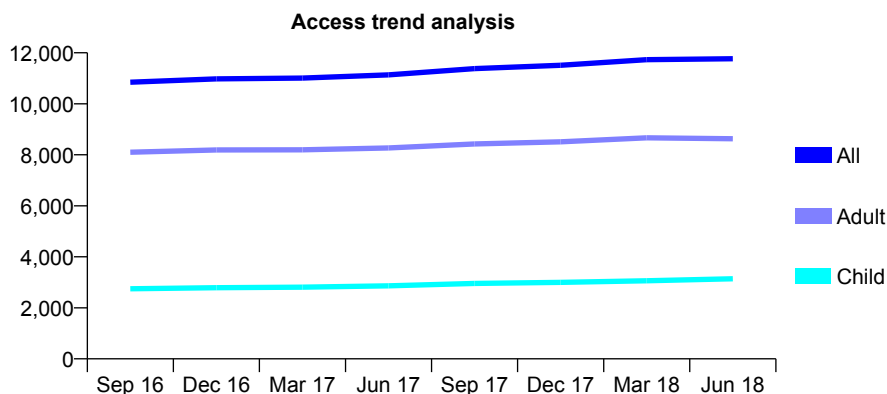
## Q57 - Vital Signs At a Glance Contract Report for 911739/0001 - June 2018

Name or company name	The Walden Dental Clinic
Contract type name	GDS Contract
Purpose of contract	General
Contract start date	01/04/2006
Contract end date	

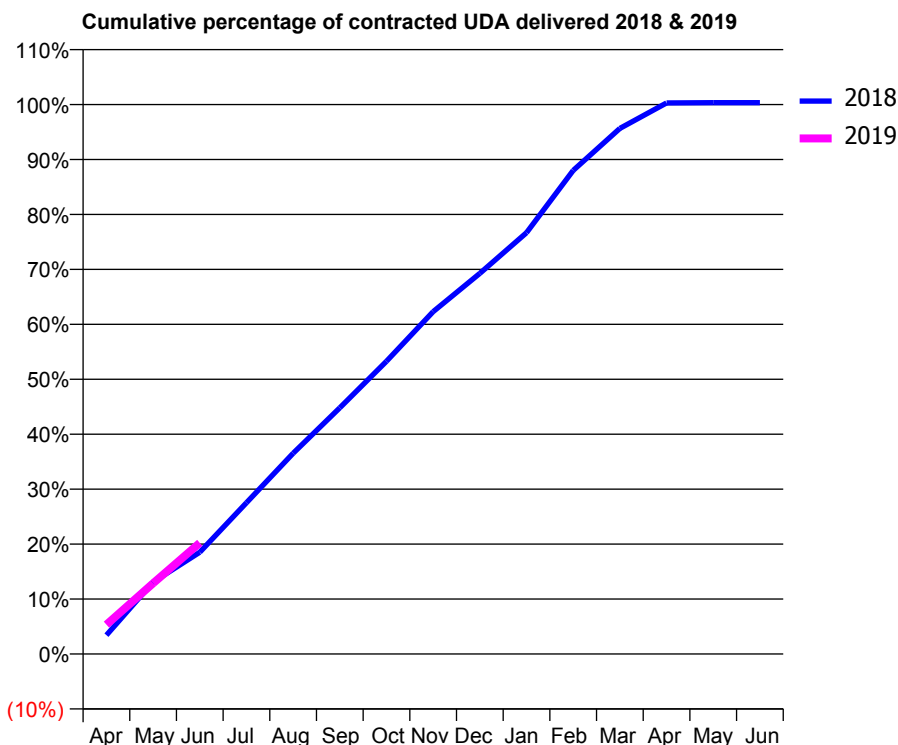
18/19 Contracted general activity (UDA)	28,622
Carry forward general activity (UDA)	0
18/19 Contracted orthodontic activity (UOA)	0
Carry forward orthodontic activity (UOA)	0
Baseline contract value	£714,344.29

### ACCESS\*

Patients seen in 24 months	Total	Change since previous quarter
Quarter ending June 2017	11,133	
Quarter ending September 2017	11,382	↑
Quarter ending December 2017	11,510	→
Quarter ending March 2018	11,732	→
Quarter ending June 2018	11,769	→
<b>Variance since June 2017</b>	<b>5.7%</b>	<b>↑</b>



### ACTIVITY



Month	Adjusted Scheduled Activity (UDA)	
	2018	2019
April	980	1,531
May	3,744	3,686
June	5,303	5,789
July	7,880	
August	10,459	
September	12,823	
October	15,249	
November	17,831	
December	19,823	
January	21,945	
February	25,188	
March	27,375	
April	28,705	
May	28,714	
June	28,714	

### QUALITY

	Quantity	Base Number	Contract	AT	Region	England
% of FP17s for the same patient ID Re-attending within 3 months - Children	87	1,216	7.2%	9.6%	11.3%	11.5%
% of FP17s for the same patient ID Re-attending within 3 months - Adults	320	2,514	12.7%	14.2%	14.9%	15.4%
% of FP17s for the same patient ID Re-attending between 3 & 9 months - Children	725	1,216	59.6%	56.4%	60.0%	58.9%
% of FP17s for the same patient ID Re-attending between 3 & 9 months - Adults	1,120	2,514	44.6%	50.6%	52.6%	51.6%
% of FP17s for Band 1 Urgent Courses	238	2,875	8.3%	8.3%	7.9%	8.9%
% of FP17s Relating to Free Repair or Replacements	18	2,875	0.6%	0.7%	0.8%	0.8%
% of FP17s Relating to Continuations	7	2,875	0.2%	0.9%	0.9%	0.9%
% of Patients satisfied with the dentistry they have received	17	19	89.5%	92.7%	93.2%	93.2%
% of Patients satisfied with the time they had to wait for an appointment	16	19	84.2%	89.5%	89.1%	88.8%

\* This is based on patients treated on this contract for their most recent course of treatment. Figures in italics indicate the base number of FP17s or Patient Questionnaire responses are less than 100. N/A is shown where the base number of responses is less than 10 during the period. % is calculated as Quantity/Base number\*100



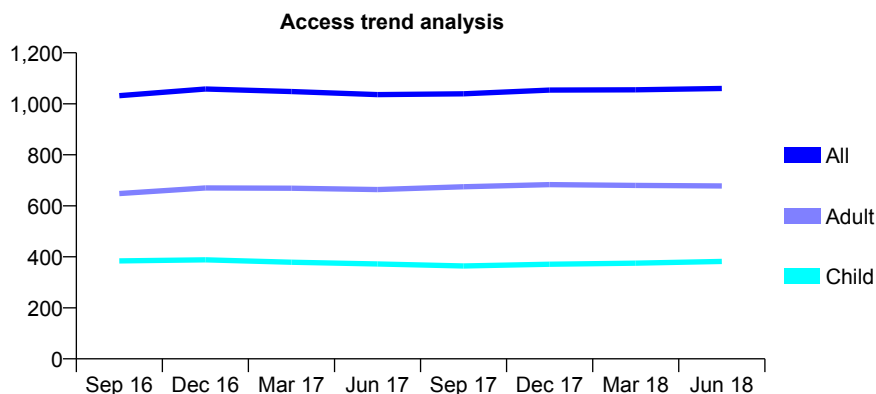
## Q57 - Vital Signs At a Glance Contract Report for 913111/0002 - June 2018

Name or company name	MR J SINGH
Contract type name	GDS Contract
Purpose of contract	General
Contract start date	01/04/2009
Contract end date	

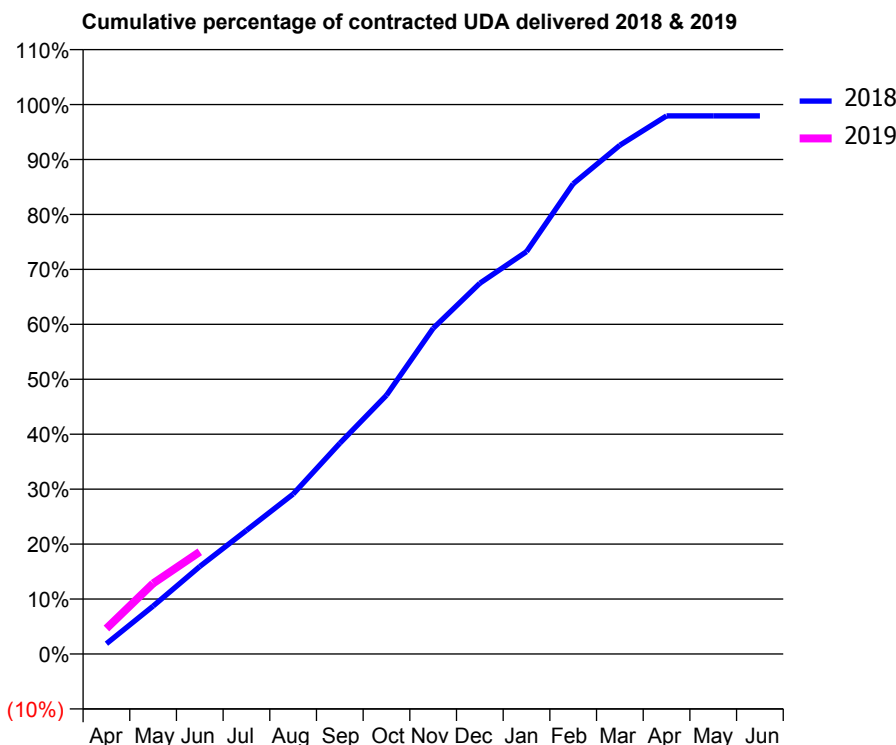
18/19 Contracted general activity (UDA)	2,500
Carry forward general activity (UDA)	0
18/19 Contracted orthodontic activity (UOA)	0
Carry forward orthodontic activity (UOA)	0
Baseline contract value	£60,634.43

### ACCESS\*

Patients seen in 24 months	Total	Change since previous quarter
Quarter ending June 2017	1,036	
Quarter ending September 2017	1,039	→
Quarter ending December 2017	1,054	→
Quarter ending March 2018	1,055	→
Quarter ending June 2018	1,060	→
<b>Variance since June 2017</b>	<b>2.3%</b>	<b>↑</b>



### ACTIVITY



Adjusted Scheduled Activity (UDA)		
Month	2018	2019
April	47	116
May	218	321
June	398	465
July	563	
August	728	
September	959	
October	1,177	
November	1,482	
December	1,687	
January	1,831	
February	2,139	
March	2,315	
April	2,448	
May	2,448	
June	2,448	

### QUALITY

	Quantity	Base Number	Contract	AT	Region	England
% of FP17s for the same patient ID Re-attending within 3 months - Children	7	135	5.2%	9.6%	11.3%	11.5%
% of FP17s for the same patient ID Re-attending within 3 months - Adults	22	216	10.2%	14.2%	14.9%	15.4%
% of FP17s for the same patient ID Re-attending between 3 & 9 months - Children	89	135	65.9%	56.4%	60.0%	58.9%
% of FP17s for the same patient ID Re-attending between 3 & 9 months - Adults	121	216	56.0%	50.6%	52.6%	51.6%
% of FP17s for Band 1 Urgent Courses	6	297	2.0%	8.3%	7.9%	8.9%
% of FP17s Relating to Free Repair or Replacements	2	297	0.7%	0.7%	0.8%	0.8%
% of FP17s Relating to Continuations	9	297	3.0%	0.9%	0.9%	0.9%
% of Patients satisfied with the dentistry they have received	1	1	N/A	92.7%	93.2%	93.2%
% of Patients satisfied with the time they had to wait for an appointment	1	1	N/A	89.5%	89.1%	88.8%

\* This is based on patients treated on this contract for their most recent course of treatment. Figures in italics indicate the base number of FP17s or Patient Questionnaire responses are less than 100. N/A is shown where the base number of responses is less than 10 during the period. % is calculated as Quantity/Base number\*100

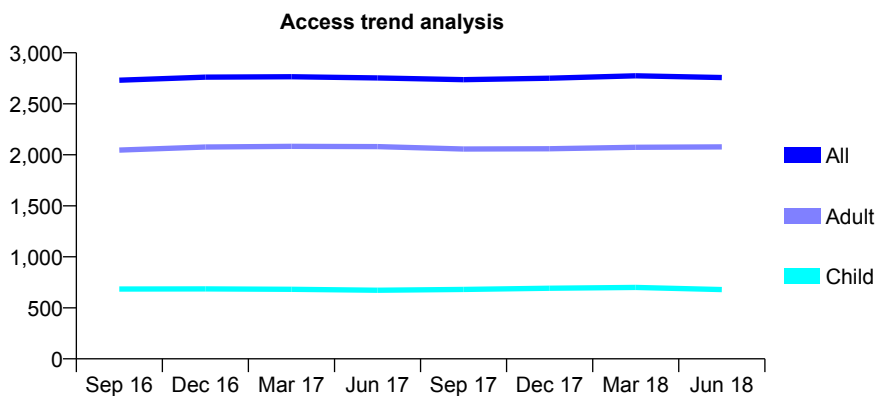
## Q57 - Vital Signs At a Glance Contract Report for 913324/0001 - June 2018

Name or company name	Dr C Bentley & Dr S Sedani
Contract type name	GDS Contract
Purpose of contract	General
Contract start date	01/04/2006
Contract end date	

18/19 Contracted general activity (UDA)	6,366
Carry forward general activity (UDA)	0
18/19 Contracted orthodontic activity (UOA)	0
Carry forward orthodontic activity (UOA)	0
Baseline contract value	£160,807.02

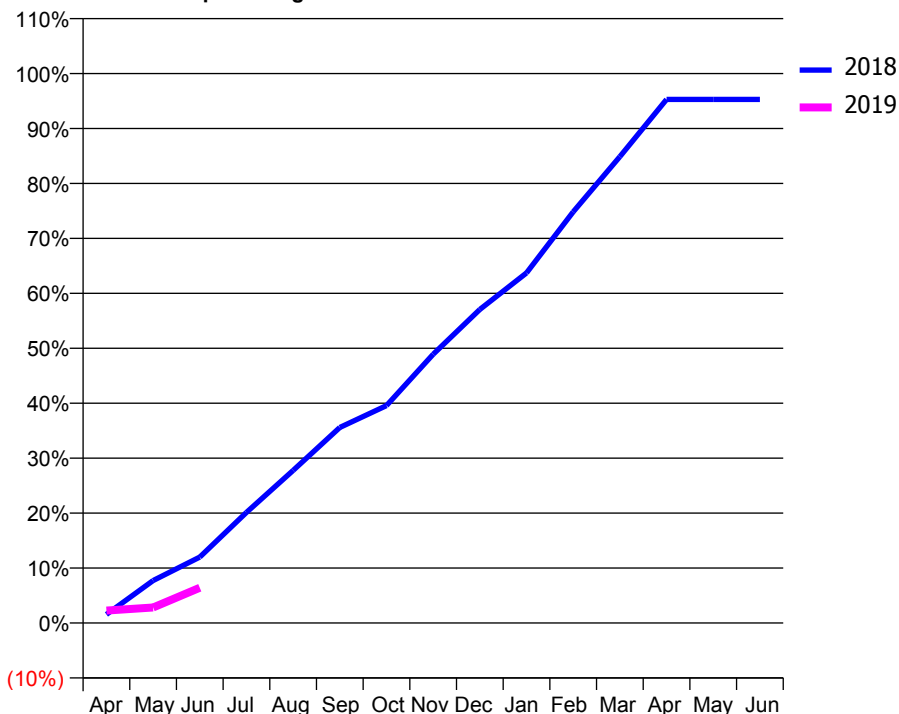
### ACCESS\*

Patients seen in 24 months	Total	Change since previous quarter
Quarter ending June 2017	2,754	
Quarter ending September 2017	2,737	→
Quarter ending December 2017	2,751	→
Quarter ending March 2018	2,774	→
Quarter ending June 2018	2,757	→
<b>Variance since June 2017</b>	<b>0.1%</b>	<b>→</b>



### ACTIVITY

Cumulative percentage of contracted UDA delivered 2018 & 2019



Month	Adjusted Scheduled Activity (UDA)	
	2018	2019
April	99	144
May	493	179
June	763	409
July	1,281	
August	1,768	
September	2,265	
October	2,520	
November	3,114	
December	3,632	
January	4,055	
February	4,763	
March	5,404	
April	6,066	
May	6,066	
June	6,066	

### QUALITY

	Quantity	Base Number	Contract	AT	Region	England
% of FP17s for the same patient ID Re-attending within 3 months - Children	5	106	4.7%	9.6%	11.3%	11.5%
% of FP17s for the same patient ID Re-attending within 3 months - Adults	45	374	12.0%	14.2%	14.9%	15.4%
% of FP17s for the same patient ID Re-attending between 3 & 9 months - Children	23	106	21.7%	56.4%	60.0%	58.9%
% of FP17s for the same patient ID Re-attending between 3 & 9 months - Adults	99	374	26.5%	50.6%	52.6%	51.6%
% of FP17s for Band 1 Urgent Courses	31	251	12.4%	8.3%	7.9%	8.9%
% of FP17s Relating to Free Repair or Replacements	3	251	1.2%	0.7%	0.8%	0.8%
% of FP17s Relating to Continuations	2	251	0.8%	0.9%	0.9%	0.9%
% of Patients satisfied with the dentistry they have received	2	2	N/A	92.7%	93.2%	93.2%
% of Patients satisfied with the time they had to wait for an appointment	2	2	N/A	89.5%	89.1%	88.8%

\* This is based on patients treated on this contract for their most recent course of treatment. Figures in italics indicate the base number of FP17s or Patient Questionnaire responses are less than 100. N/A is shown where the base number of responses is less than 10 during the period. % is calculated as Quantity/Base number\*100

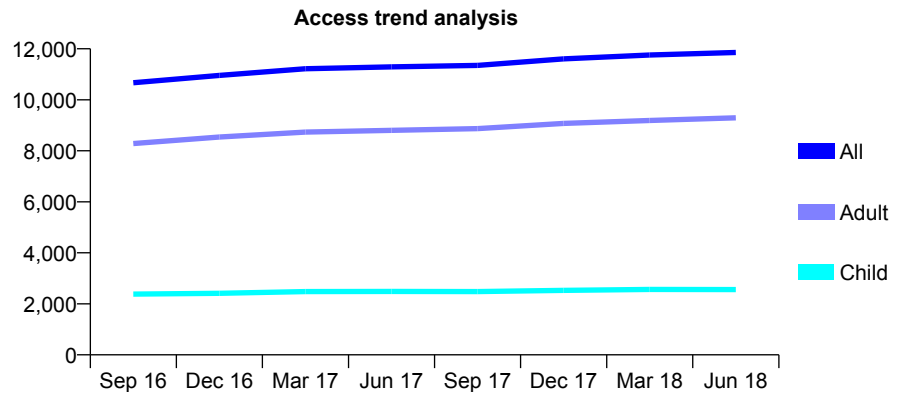
## Q57 - Vital Signs At a Glance Contract Report for 918628/0003 - June 2018

Name or company name	MR P VAID
Contract type name	GDS Contract
Purpose of contract	General
Contract start date	01/11/2007
Contract end date	

18/19 Contracted general activity (UDA)	38,130
Carry forward general activity (UDA)	0
18/19 Contracted orthodontic activity (UOA)	0
Carry forward orthodontic activity (UOA)	0
Baseline contract value	£915,281.82

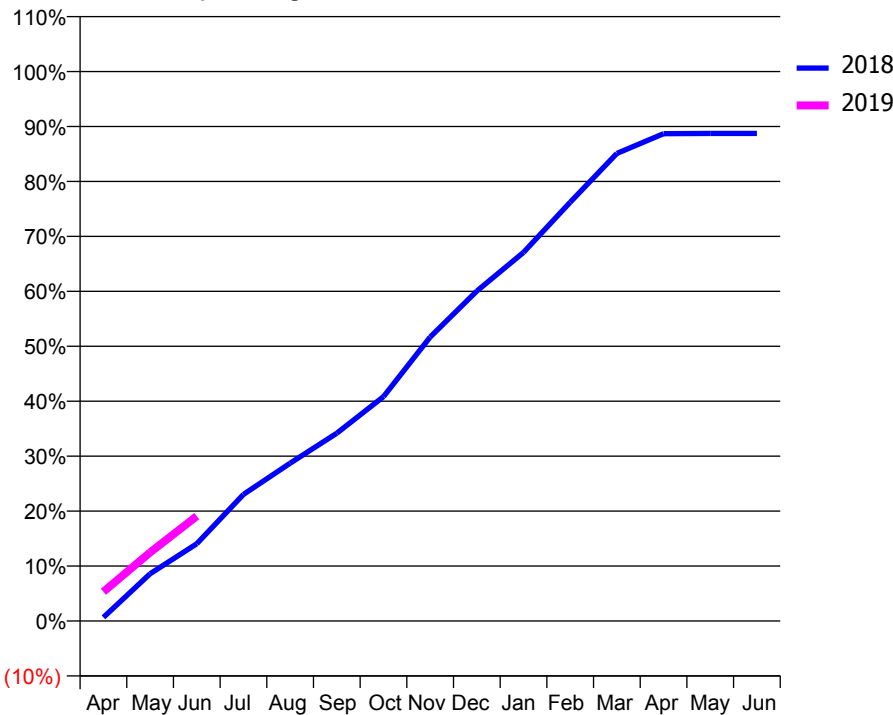
### ACCESS\*

Patients seen in 24 months	Total	Change since previous quarter
Quarter ending June 2017	11,289	
Quarter ending September 2017	11,350	→
Quarter ending December 2017	11,607	↑
Quarter ending March 2018	11,755	→
Quarter ending June 2018	11,857	→
<b>Variance since June 2017</b>	<b>5.0%</b>	<b>↑</b>



### ACTIVITY

Cumulative percentage of contracted UDA delivered 2018 & 2019



Month	Adjusted Scheduled Activity (UDA)	
	2018	2019
April	252	2,028
May	3,280	4,760
June	5,365	7,275
July	8,787	
August	10,951	
September	13,031	
October	15,567	
November	19,701	
December	22,895	
January	25,577	
February	29,057	
March	32,443	
April	33,817	
May	33,830	
June	33,834	

### QUALITY

	Quantity	Base Number	Contract	AT	Region	England
% of FP17s for the same patient ID Re-attending within 3 months - Children	58	994	5.8%	9.6%	11.3%	11.5%
% of FP17s for the same patient ID Re-attending within 3 months - Adults	413	3,284	12.6%	14.2%	14.9%	15.4%
% of FP17s for the same patient ID Re-attending between 3 & 9 months - Children	661	994	66.5%	56.4%	60.0%	58.9%
% of FP17s for the same patient ID Re-attending between 3 & 9 months - Adults	2,102	3,284	64.0%	50.6%	52.6%	51.6%
% of FP17s for Band 1 Urgent Courses	267	3,647	7.3%	8.3%	7.9%	8.9%
% of FP17s Relating to Free Repair or Replacements	35	3,647	1.0%	0.7%	0.8%	0.8%
% of FP17s Relating to Continuations	10	3,647	0.3%	0.9%	0.9%	0.9%
% of Patients satisfied with the dentistry they have received	13	13	100.0%	92.7%	93.2%	93.2%
% of Patients satisfied with the time they had to wait for an appointment	11	13	84.6%	89.5%	89.1%	88.8%

\* This is based on patients treated on this contract for their most recent course of treatment. Figures in italics indicate the base number of FP17s or Patient Questionnaire responses are less than 100. N/A is shown where the base number of responses is less than 10 during the period. % is calculated as Quantity/Base number\*100

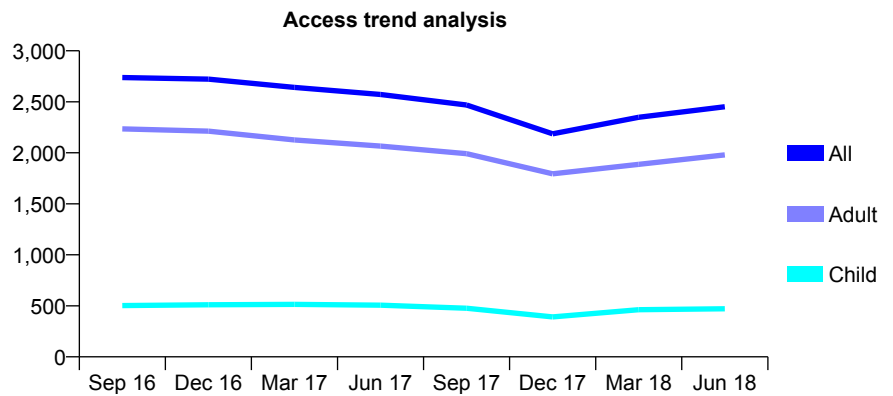
## Q57 - Vital Signs At a Glance Contract Report for 925721/0001 - June 2018

Name or company name	MR I GIBBONS
Contract type name	GDS Contract
Purpose of contract	General
Contract start date	01/04/2006
Contract end date	

18/19 Contracted general activity (UDA)	7,000
Carry forward general activity (UDA)	0
18/19 Contracted orthodontic activity (UOA)	0
Carry forward orthodontic activity (UOA)	0
Baseline contract value	£176,469.38

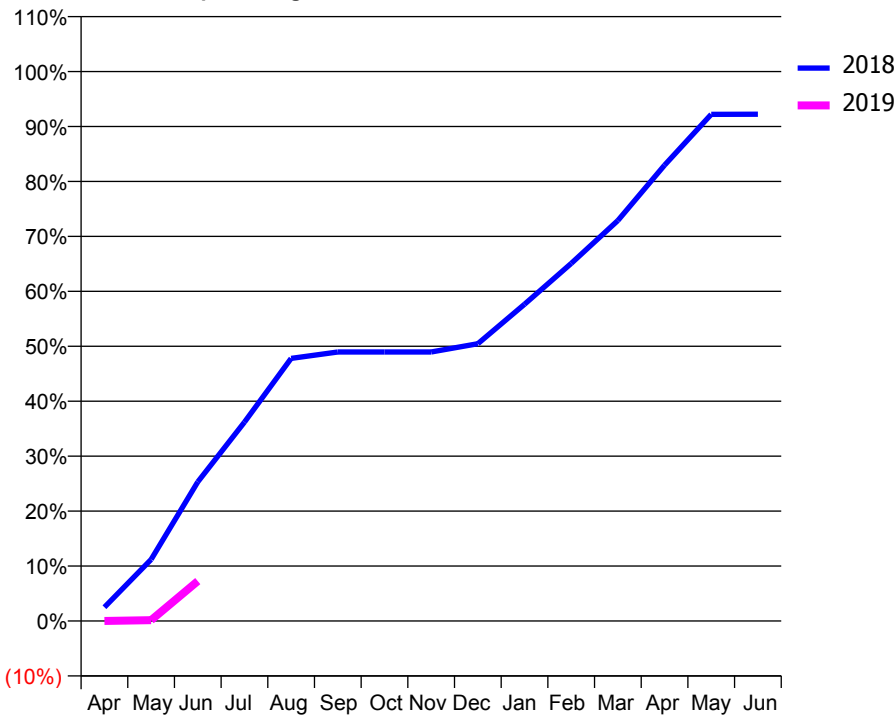
### ACCESS\*

Patients seen in 24 months	Total	Change since previous quarter
Quarter ending June 2017	2,572	
Quarter ending September 2017	2,468	↓
Quarter ending December 2017	2,186	↓
Quarter ending March 2018	2,349	↑
Quarter ending June 2018	2,451	↑
<b>Variance since June 2017</b>	<b>(4.7%)</b>	<b>↓</b>



### ACTIVITY

Cumulative percentage of contracted UDA delivered 2018 & 2019



Adjusted Scheduled Activity (UDA)		
Month	2018	2019
April	176	0
May	783	10
June	1,773	508
July	2,534	
August	3,346	
September	3,428	
October	3,428	
November	3,428	
December	3,533	
January	4,035	
February	4,555	
March	5,102	
April	5,807	
May	6,453	
June	6,456	

### QUALITY

	Quantity	Base Number	Contract	AT	Region	England
% of FP17s for the same patient ID Re-attending within 3 months - Children	10	195	5.1%	9.6%	11.3%	11.5%
% of FP17s for the same patient ID Re-attending within 3 months - Adults	51	766	6.7%	14.2%	14.9%	15.4%
% of FP17s for the same patient ID Re-attending between 3 & 9 months - Children	19	195	9.7%	56.4%	60.0%	58.9%
% of FP17s for the same patient ID Re-attending between 3 & 9 months - Adults	117	766	15.3%	50.6%	52.6%	51.6%
% of FP17s for Band 1 Urgent Courses	16	250	6.4%	8.3%	7.9%	8.9%
% of FP17s Relating to Free Repair or Replacements	2	250	0.8%	0.7%	0.8%	0.8%
% of FP17s Relating to Continuations	1	250	0.4%	0.9%	0.9%	0.9%
% of Patients satisfied with the dentistry they have received	2	2	N/A	92.7%	93.2%	93.2%
% of Patients satisfied with the time they had to wait for an appointment	2	2	N/A	89.5%	89.1%	88.8%

\* This is based on patients treated on this contract for their most recent course of treatment. Figures in italics indicate the base number of FP17s or Patient Questionnaire responses are less than 100. N/A is shown where the base number of responses is less than 10 during the period. % is calculated as Quantity/Base number\*100

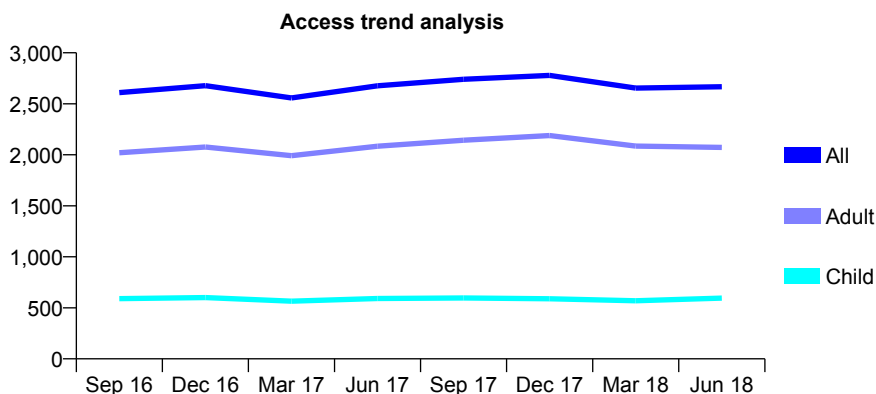
## Q57 - Vital Signs At a Glance Contract Report for 925993/0001 - June 2018

Name or company name	MR M VYAS
Contract type name	GDS Contract
Purpose of contract	General
Contract start date	01/04/2006
Contract end date	

18/19 Contracted general activity (UDA)	6,637
Carry forward general activity (UDA)	0
18/19 Contracted orthodontic activity (UOA)	0
Carry forward orthodontic activity (UOA)	0
Baseline contract value	£271,208.43

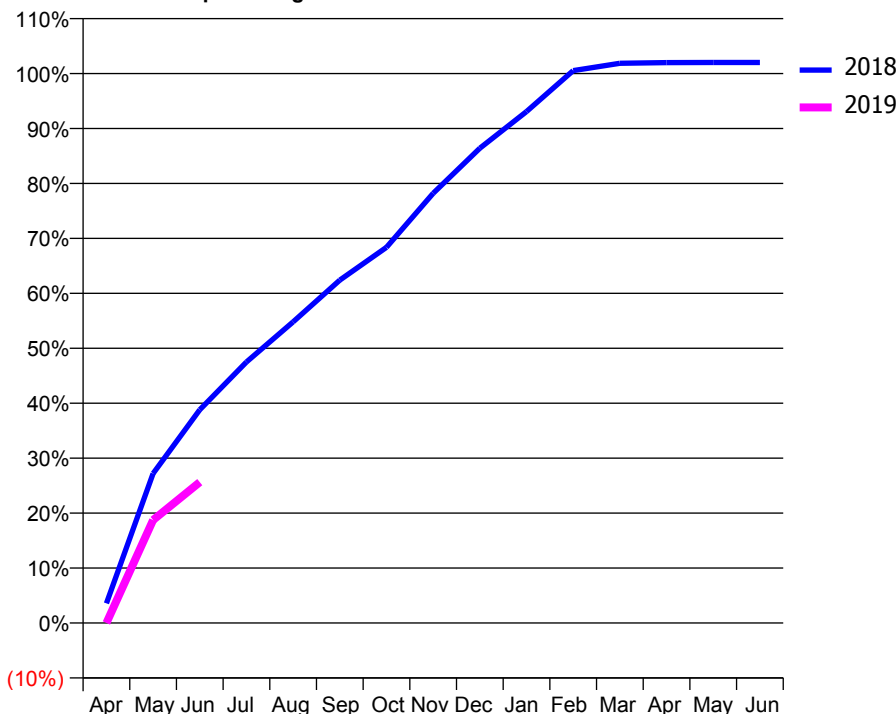
### ACCESS\*

Patients seen in 24 months	Total	Change since previous quarter
Quarter ending June 2017	2,676	
Quarter ending September 2017	2,740	↑
Quarter ending December 2017	2,778	→
Quarter ending March 2018	2,654	↓
Quarter ending June 2018	2,667	→
<b>Variance since June 2017</b>	<b>(0.3%)</b>	→



### ACTIVITY

Cumulative percentage of contracted UDA delivered 2018 & 2019



Adjusted Scheduled Activity (UDA)

Month	2018	2019
April	238	0
May	1,806	1,245
June	2,577	1,702
July	3,153	
August	3,638	
September	4,141	
October	4,538	
November	5,190	
December	5,734	
January	6,178	
February	6,671	
March	6,760	
April	6,769	
May	6,770	
June	6,770	

### QUALITY

	Quantity	Base Number	Contract	AT	Region	England
% of FP17s for the same patient ID Re-attending within 3 months - Children	2	185	1.1%	9.6%	11.3%	11.5%
% of FP17s for the same patient ID Re-attending within 3 months - Adults	42	618	6.8%	14.2%	14.9%	15.4%
% of FP17s for the same patient ID Re-attending between 3 & 9 months - Children	56	185	30.3%	56.4%	60.0%	58.9%
% of FP17s for the same patient ID Re-attending between 3 & 9 months - Adults	231	618	37.4%	50.6%	52.6%	51.6%
% of FP17s for Band 1 Urgent Courses	15	797	1.9%	8.3%	7.9%	8.9%
% of FP17s Relating to Free Repair or Replacements	3	797	0.4%	0.7%	0.8%	0.8%
% of FP17s Relating to Continuations	5	797	0.6%	0.9%	0.9%	0.9%
% of Patients satisfied with the dentistry they have received	1	1	N/A	92.7%	93.2%	93.2%
% of Patients satisfied with the time they had to wait for an appointment	1	1	N/A	89.5%	89.1%	88.8%

\* This is based on patients treated on this contract for their most recent course of treatment. Figures in italics indicate the base number of FP17s or Patient Questionnaire responses are less than 100. N/A is shown where the base number of responses is less than 10 during the period. % is calculated as Quantity/Base number\*100

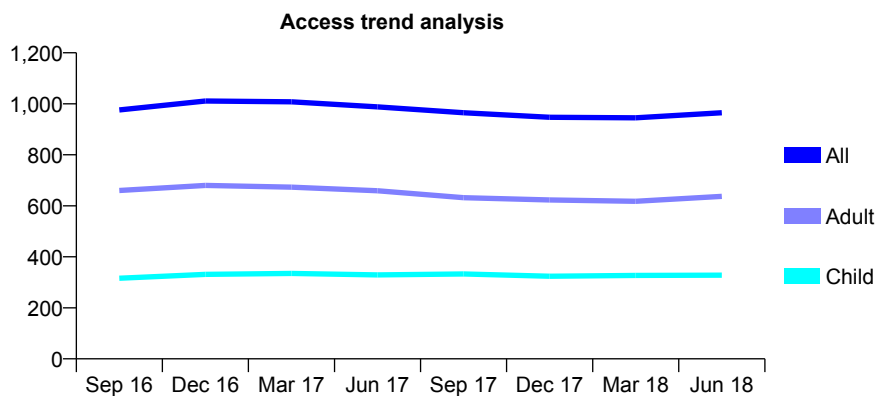
## Q57 - Vital Signs At a Glance Contract Report for 926175/0001 - June 2018

Name or company name	MR GC ECKSTEIN
Contract type name	GDS Contract
Purpose of contract	General
Contract start date	01/04/2006
Contract end date	

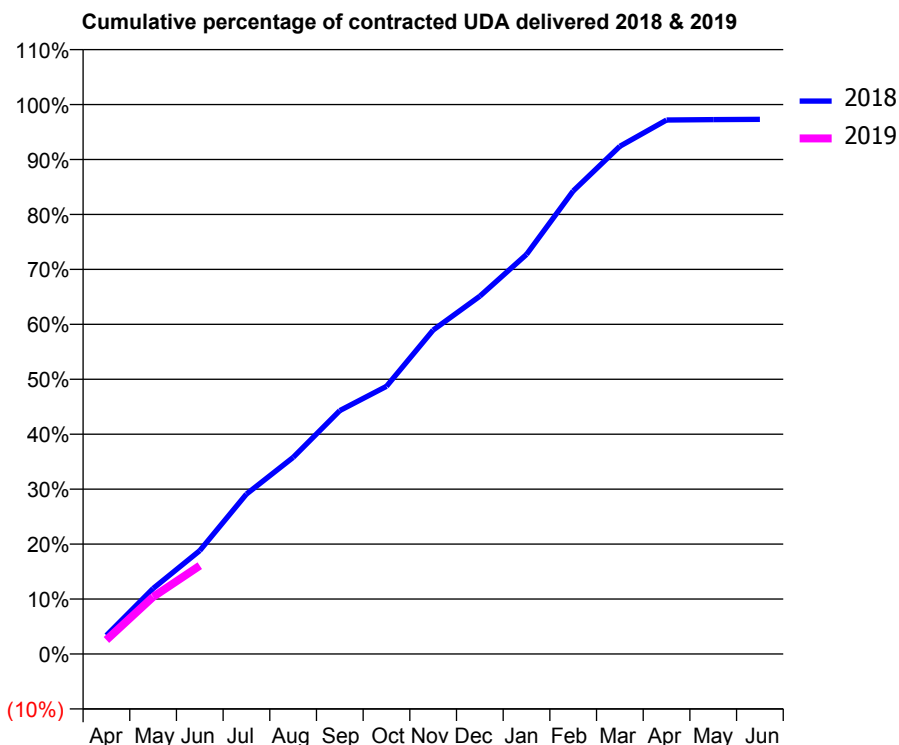
18/19 Contracted general activity (UDA)	2,086
Carry forward general activity (UDA)	0
18/19 Contracted orthodontic activity (UOA)	0
Carry forward orthodontic activity (UOA)	0
Baseline contract value	£47,878.10

### ACCESS\*

Patients seen in 24 months	Total	Change since previous quarter
Quarter ending June 2017	988	
Quarter ending September 2017	965	↓
Quarter ending December 2017	947	↓
Quarter ending March 2018	945	→
Quarter ending June 2018	965	↑
<b>Variance since June 2017</b>	<b>(2.3%)</b>	<b>↓</b>



### ACTIVITY



Month	Adjusted Scheduled Activity (UDA)	
	2018	2019
April	70	53
May	249	217
June	393	335
July	607	
August	746	
September	924	
October	1,016	
November	1,230	
December	1,358	
January	1,517	
February	1,758	
March	1,928	
April	2,027	
May	2,028	
June	2,029	

### QUALITY

	Quantity	Base Number	Contract	AT	Region	England
% of FP17s for the same patient ID Re-attending within 3 months - Children	7	103	6.8%	9.6%	11.3%	11.5%
% of FP17s for the same patient ID Re-attending within 3 months - Adults	14	172	8.1%	14.2%	14.9%	15.4%
% of FP17s for the same patient ID Re-attending between 3 & 9 months - Children	60	103	58.3%	56.4%	60.0%	58.9%
% of FP17s for the same patient ID Re-attending between 3 & 9 months - Adults	55	172	32.0%	50.6%	52.6%	51.6%
% of FP17s for Band 1 Urgent Courses	26	214	12.1%	8.3%	7.9%	8.9%
% of FP17s Relating to Free Repair or Replacements	0	214	0.0%	0.7%	0.8%	0.8%
% of FP17s Relating to Continuations	0	214	0.0%	0.9%	0.9%	0.9%
% of Patients satisfied with the dentistry they have received	0	0	N/A	92.7%	93.2%	93.2%
% of Patients satisfied with the time they had to wait for an appointment	0	0	N/A	89.5%	89.1%	88.8%

\* This is based on patients treated on this contract for their most recent course of treatment. Figures in italics indicate the base number of FP17s or Patient Questionnaire responses are less than 100. N/A is shown where the base number of responses is less than 10 during the period. % is calculated as Quantity/Base number\*100

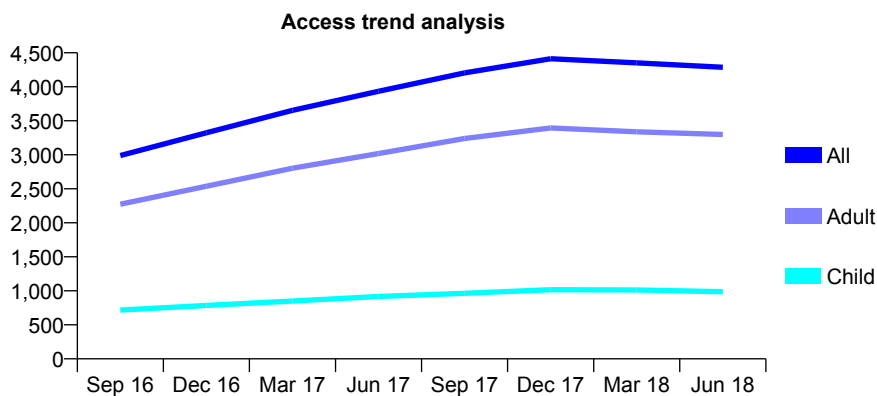
## Q57 - Vital Signs At a Glance Contract Report for 927481/0001 - June 2018

Name or company name	MR A SAID
Contract type name	GDS Contract
Purpose of contract	General
Contract start date	01/12/2015
Contract end date	

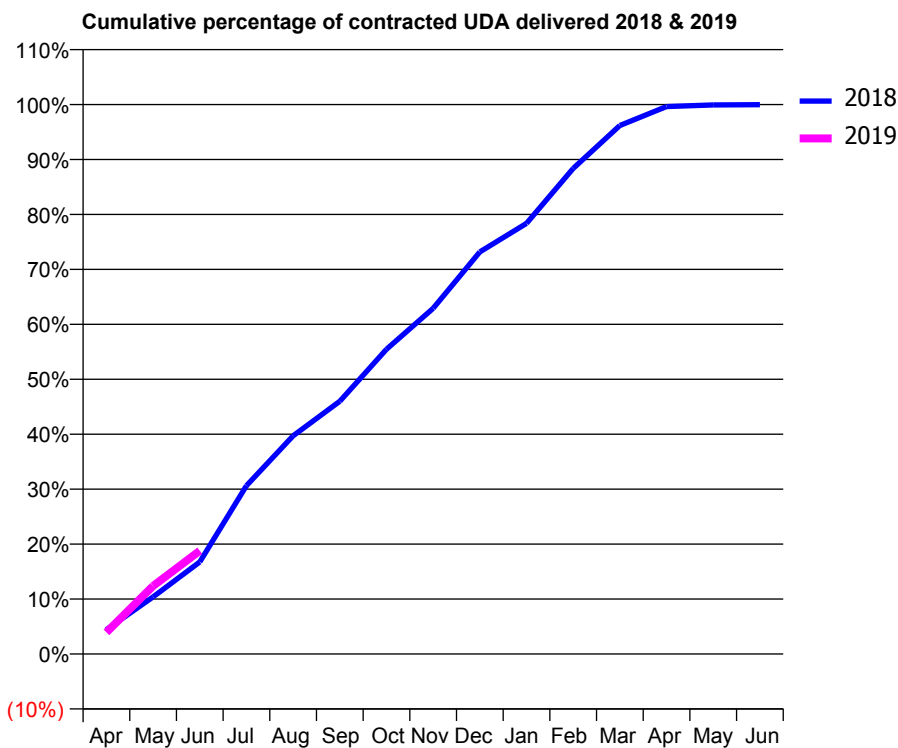
18/19 Contracted general activity (UDA)	14,958
Carry forward general activity (UDA)	0
18/19 Contracted orthodontic activity (UOA)	0
Carry forward orthodontic activity (UOA)	0
Baseline contract value	£406,120.04

### ACCESS\*

Patients seen in 24 months	Total	Change since previous quarter
Quarter ending June 2017	3,935	
Quarter ending September 2017	4,205	↑
Quarter ending December 2017	4,412	↑
Quarter ending March 2018	4,351	↓
Quarter ending June 2018	4,287	↓
<b>Variance since June 2017</b>	<b>8.9%</b>	<b>↑</b>



### ACTIVITY



Month	Adjusted Scheduled Activity (UDA)	
	2018	2019
April	662	590
May	1,554	1,852
June	2,506	2,812
July	4,582	
August	5,941	
September	6,879	
October	8,297	
November	9,409	
December	10,946	
January	11,722	
February	13,219	
March	14,388	
April	14,901	
May	14,947	
June	14,952	

### QUALITY

	Quantity	Base Number	Contract	AT	Region	England
% of FP17s for the same patient ID Re-attending within 3 months - Children	21	269	7.8%	9.6%	11.3%	11.5%
% of FP17s for the same patient ID Re-attending within 3 months - Adults	154	915	16.8%	14.2%	14.9%	15.4%
% of FP17s for the same patient ID Re-attending between 3 & 9 months - Children	126	269	46.8%	56.4%	60.0%	58.9%
% of FP17s for the same patient ID Re-attending between 3 & 9 months - Adults	433	915	47.3%	50.6%	52.6%	51.6%
% of FP17s for Band 1 Urgent Courses	16	985	1.6%	8.3%	7.9%	8.9%
% of FP17s Relating to Free Repair or Replacements	3	985	0.3%	0.7%	0.8%	0.8%
% of FP17s Relating to Continuations	39	985	4.0%	0.9%	0.9%	0.9%
% of Patients satisfied with the dentistry they have received	4	4	N/A	92.7%	93.2%	93.2%
% of Patients satisfied with the time they had to wait for an appointment	4	4	N/A	89.5%	89.1%	88.8%

\* This is based on patients treated on this contract for their most recent course of treatment. Figures in italics indicate the base number of FP17s or Patient Questionnaire responses are less than 100. N/A is shown where the base number of responses is less than 10 during the period. % is calculated as Quantity/Base number\*100

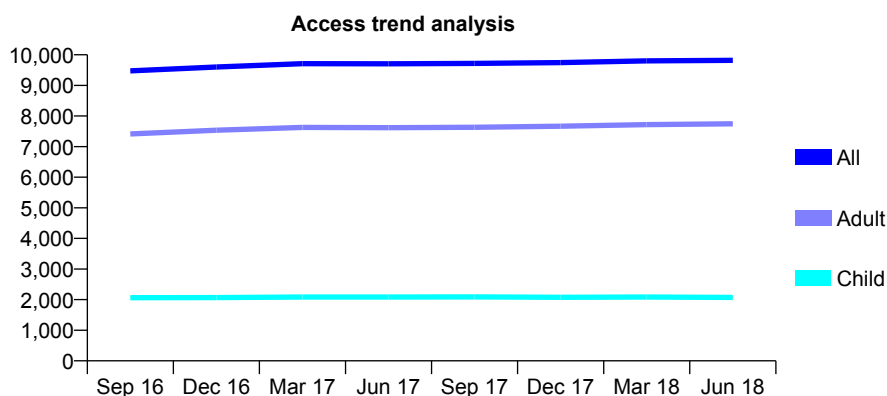
## Q57 - Vital Signs At a Glance Contract Report for 929131/0001 - June 2018

Name or company name	MR MJ PERKINS
Contract type name	GDS Contract
Purpose of contract	General
Contract start date	01/04/2006
Contract end date	

18/19 Contracted general activity (UDA)	24,000
Carry forward general activity (UDA)	0
18/19 Contracted orthodontic activity (UOA)	0
Carry forward orthodontic activity (UOA)	0
Baseline contract value	£538,043.75

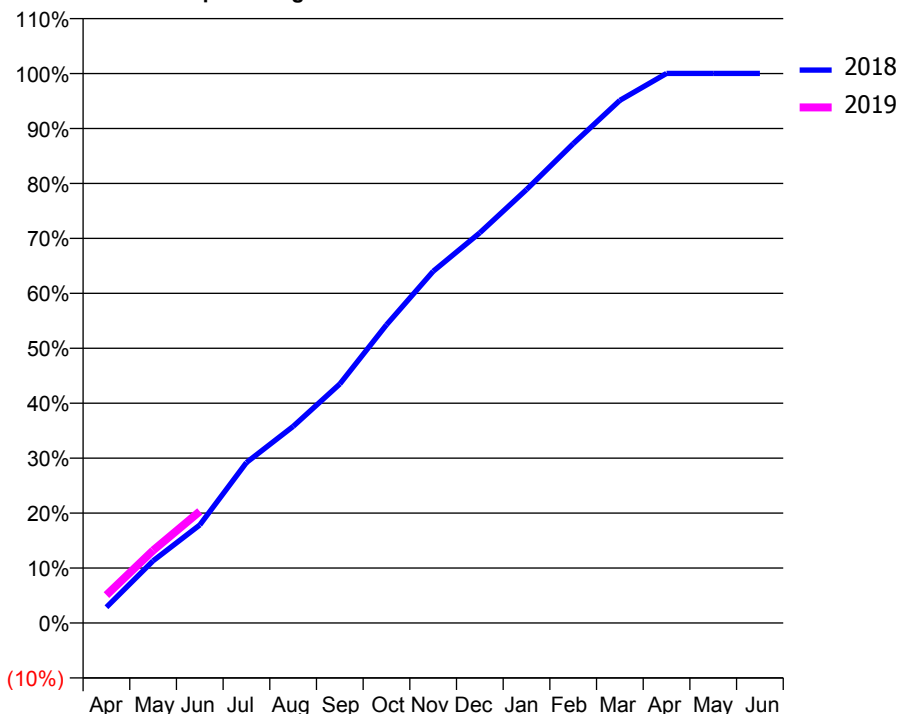
### ACCESS\*

Patients seen in 24 months	Total	Change since previous quarter
Quarter ending June 2017	9,705	
Quarter ending September 2017	9,718	→
Quarter ending December 2017	9,743	→
Quarter ending March 2018	9,801	→
Quarter ending June 2018	9,817	→
<b>Variance since June 2017</b>	<b>1.2%</b>	<b>→</b>



### ACTIVITY

Cumulative percentage of contracted UDA delivered 2018 & 2019



Adjusted Scheduled Activity (UDA)

Month	2018	2019
April	690	1,222
May	2,717	3,172
June	4,281	4,880
July	7,008	
August	8,586	
September	10,441	
October	13,025	
November	15,360	
December	17,045	
January	18,930	
February	20,935	
March	22,825	
April	24,002	
May	24,001	
June	24,001	

### QUALITY

	Quantity	Base Number	Contract	AT	Region	England
% of FP17s for the same patient ID Re-attending within 3 months - Children	42	848	5.0%	9.6%	11.3%	11.5%
% of FP17s for the same patient ID Re-attending within 3 months - Adults	308	2,632	11.7%	14.2%	14.9%	15.4%
% of FP17s for the same patient ID Re-attending between 3 & 9 months - Children	511	848	60.3%	56.4%	60.0%	58.9%
% of FP17s for the same patient ID Re-attending between 3 & 9 months - Adults	1,103	2,632	41.9%	50.6%	52.6%	51.6%
% of FP17s for Band 1 Urgent Courses	238	2,792	8.5%	8.3%	7.9%	8.9%
% of FP17s Relating to Free Repair or Replacements	14	2,792	0.5%	0.7%	0.8%	0.8%
% of FP17s Relating to Continuations	73	2,792	2.6%	0.9%	0.9%	0.9%
% of Patients satisfied with the dentistry they have received	12	12	100.0%	92.7%	93.2%	93.2%
% of Patients satisfied with the time they had to wait for an appointment	12	12	100.0%	89.5%	89.1%	88.8%

\* This is based on patients treated on this contract for their most recent course of treatment. Figures in italics indicate the base number of FP17s or Patient Questionnaire responses are less than 100. N/A is shown where the base number of responses is less than 10 during the period. % is calculated as Quantity/Base number\*100



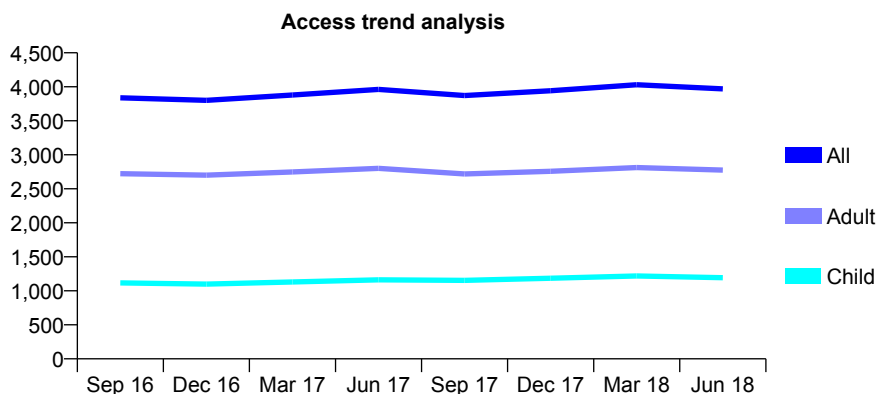
## Q57 - Vital Signs At a Glance Contract Report for 934771/0001 - June 2018

Name or company name	MISS NA PATEL
Contract type name	GDS Contract
Purpose of contract	General
Contract start date	07/05/2012
Contract end date	

18/19 Contracted general activity (UDA)	11,878
Carry forward general activity (UDA)	0
18/19 Contracted orthodontic activity (UOA)	0
Carry forward orthodontic activity (UOA)	0
Baseline contract value	£333,291.52

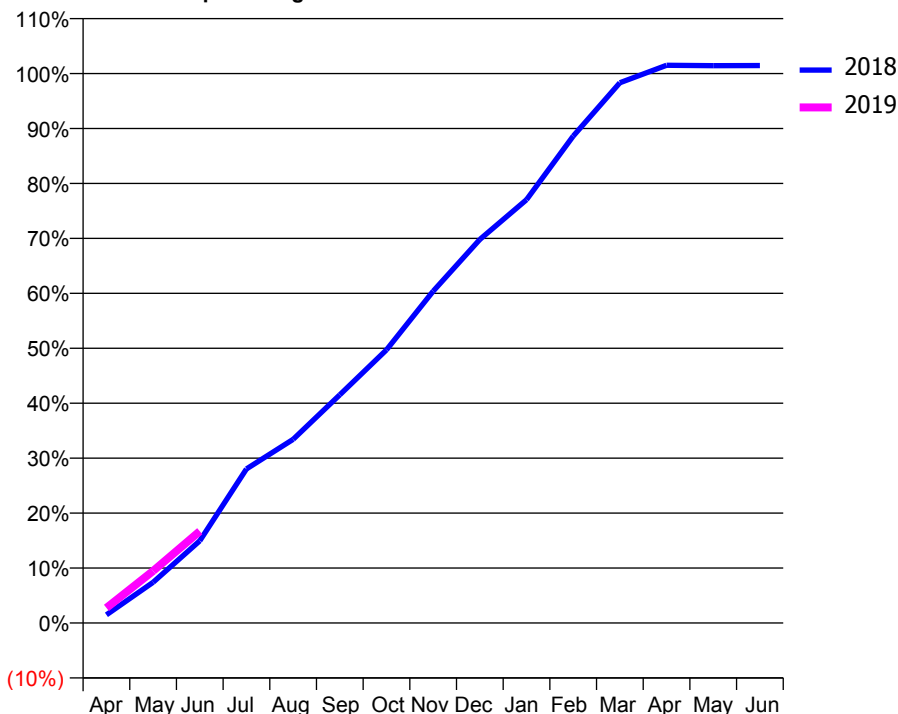
### ACCESS\*

Patients seen in 24 months	Total	Change since previous quarter
Quarter ending June 2017	3,962	
Quarter ending September 2017	3,871	↓
Quarter ending December 2017	3,943	→
Quarter ending March 2018	4,031	↑
Quarter ending June 2018	3,969	↓
<b>Variance since June 2017</b>	<b>0.2%</b>	<b>→</b>



### ACTIVITY

Cumulative percentage of contracted UDA delivered 2018 & 2019



Month	Adjusted Scheduled Activity (UDA)	
	2018	2019
April	178	326
May	882	1,125
June	1,778	1,985
July	3,329	
August	3,970	
September	4,934	
October	5,906	
November	7,174	
December	8,292	
January	9,150	
February	10,525	
March	11,678	
April	12,055	
May	12,048	
June	12,049	

### QUALITY

	Quantity	Base Number	Contract	AT	Region	England
% of FP17s for the same patient ID Re-attending within 3 months - Children	13	225	5.8%	9.6%	11.3%	11.5%
% of FP17s for the same patient ID Re-attending within 3 months - Adults	141	652	21.6%	14.2%	14.9%	15.4%
% of FP17s for the same patient ID Re-attending between 3 & 9 months - Children	82	225	36.4%	56.4%	60.0%	58.9%
% of FP17s for the same patient ID Re-attending between 3 & 9 months - Adults	231	652	35.4%	50.6%	52.6%	51.6%
% of FP17s for Band 1 Urgent Courses	65	764	8.5%	8.3%	7.9%	8.9%
% of FP17s Relating to Free Repair or Replacements	19	764	2.5%	0.7%	0.8%	0.8%
% of FP17s Relating to Continuations	5	764	0.7%	0.9%	0.9%	0.9%
% of Patients satisfied with the dentistry they have received	6	6	N/A	92.7%	93.2%	93.2%
% of Patients satisfied with the time they had to wait for an appointment	6	6	N/A	89.5%	89.1%	88.8%

\* This is based on patients treated on this contract for their most recent course of treatment. Figures in italics indicate the base number of FP17s or Patient Questionnaire responses are less than 100. N/A is shown where the base number of responses is less than 10 during the period. % is calculated as Quantity/Base number\*100

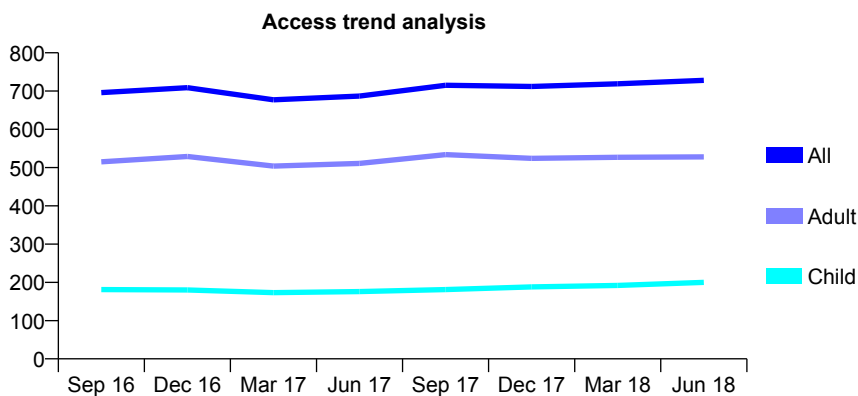
## Q57 - Vital Signs At a Glance Contract Report for 943991/0001 - June 2018

Name or company name	MISS M SHAH
Contract type name	GDS Contract
Purpose of contract	General
Contract start date	01/04/2006
Contract end date	

18/19 Contracted general activity (UDA)	2,333
Carry forward general activity (UDA)	0
18/19 Contracted orthodontic activity (UOA)	0
Carry forward orthodontic activity (UOA)	0
Baseline contract value	£55,667.39

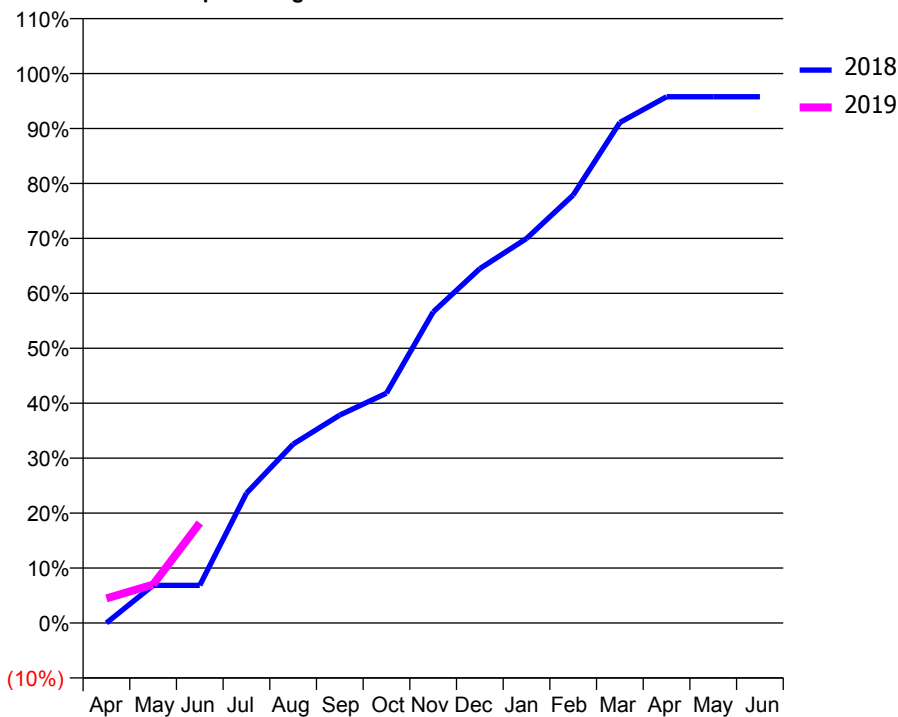
### ACCESS\*

Patients seen in 24 months	Total	Change since previous quarter
Quarter ending June 2017	687	
Quarter ending September 2017	715	↑
Quarter ending December 2017	712	→
Quarter ending March 2018	719	→
Quarter ending June 2018	728	→
<b>Variance since June 2017</b>	<b>6.0%</b>	<b>↑</b>



### ACTIVITY

Cumulative percentage of contracted UDA delivered 2018 & 2019



Month	Adjusted Scheduled Activity (UDA)	
	2018	2019
April	0	105
May	160	163
June	160	425
July	551	
August	759	
September	883	
October	976	
November	1,321	
December	1,505	
January	1,633	
February	1,817	
March	2,125	
April	2,234	
May	2,234	
June	2,234	

### QUALITY

	Quantity	Base Number	Contract	AT	Region	England
% of FP17s for the same patient ID Re-attending within 3 months - Children	7	74	9.5%	9.6%	11.3%	11.5%
% of FP17s for the same patient ID Re-attending within 3 months - Adults	32	160	20.0%	14.2%	14.9%	15.4%
% of FP17s for the same patient ID Re-attending between 3 & 9 months - Children	49	74	66.2%	56.4%	60.0%	58.9%
% of FP17s for the same patient ID Re-attending between 3 & 9 months - Adults	79	160	49.4%	50.6%	52.6%	51.6%
% of FP17s for Band 1 Urgent Courses	15	198	7.6%	8.3%	7.9%	8.9%
% of FP17s Relating to Free Repair or Replacements	8	198	4.0%	0.7%	0.8%	0.8%
% of FP17s Relating to Continuations	5	198	2.5%	0.9%	0.9%	0.9%
% of Patients satisfied with the dentistry they have received	0	0	N/A	92.7%	93.2%	93.2%
% of Patients satisfied with the time they had to wait for an appointment	0	0	N/A	89.5%	89.1%	88.8%

\* This is based on patients treated on this contract for their most recent course of treatment. Figures in italics indicate the base number of FP17s or Patient Questionnaire responses are less than 100. N/A is shown where the base number of responses is less than 10 during the period. % is calculated as Quantity/Base number\*100

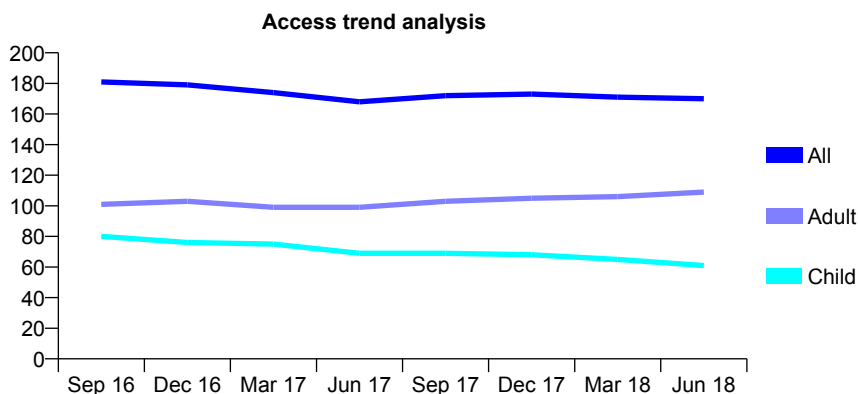
## Q57 - Vital Signs At a Glance Contract Report for 946206/0001 - June 2018

Name or company name	MR S GOVENDER
Contract type name	GDS Contract
Purpose of contract	General
Contract start date	01/05/2007
Contract end date	

18/19 Contracted general activity (UDA)	450
Carry forward general activity (UDA)	0
18/19 Contracted orthodontic activity (UOA)	0
Carry forward orthodontic activity (UOA)	0
Baseline contract value	£12,042.57

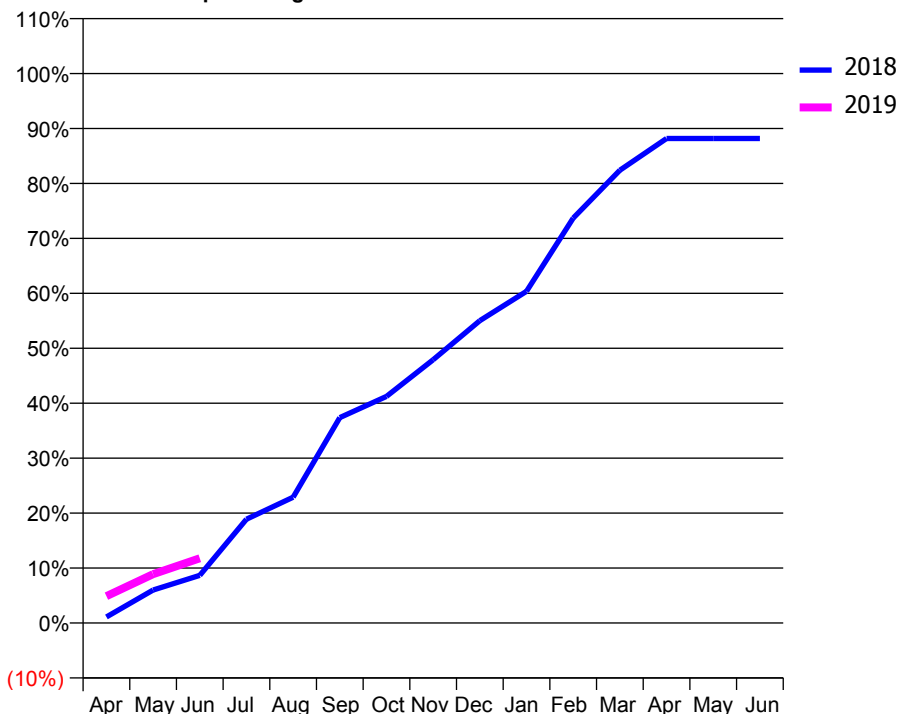
### ACCESS\*

Patients seen in 24 months	Total	Change since previous quarter
Quarter ending June 2017	168	
Quarter ending September 2017	172	↑
Quarter ending December 2017	173	→
Quarter ending March 2018	171	↓
Quarter ending June 2018	170	→
<b>Variance since June 2017</b>	<b>1.2%</b>	<b>→</b>



### ACTIVITY

Cumulative percentage of contracted UDA delivered 2018 & 2019



Adjusted Scheduled Activity (UDA)		
Month	2018	2019
April	5	22
May	27	40
June	39	53
July	85	
August	103	
September	168	
October	186	
November	216	
December	248	
January	272	
February	332	
March	371	
April	397	
May	397	
June	397	

### QUALITY

	Quantity	Base Number	Contract	AT	Region	England
% of FP17s for the same patient ID Re-attending within 3 months - Children	2	19	10.5%	9.6%	11.3%	11.5%
% of FP17s for the same patient ID Re-attending within 3 months - Adults	3	30	10.0%	14.2%	14.9%	15.4%
% of FP17s for the same patient ID Re-attending between 3 & 9 months - Children	13	19	68.4%	56.4%	60.0%	58.9%
% of FP17s for the same patient ID Re-attending between 3 & 9 months - Adults	8	30	26.7%	50.6%	52.6%	51.6%
% of FP17s for Band 1 Urgent Courses	0	37	0.0%	8.3%	7.9%	8.9%
% of FP17s Relating to Free Repair or Replacements	0	37	0.0%	0.7%	0.8%	0.8%
% of FP17s Relating to Continuations	0	37	0.0%	0.9%	0.9%	0.9%
% of Patients satisfied with the dentistry they have received	0	0	N/A	92.7%	93.2%	93.2%
% of Patients satisfied with the time they had to wait for an appointment	0	0	N/A	89.5%	89.1%	88.8%

\* This is based on patients treated on this contract for their most recent course of treatment. Figures in italics indicate the base number of FP17s or Patient Questionnaire responses are less than 100. N/A is shown where the base number of responses is less than 10 during the period. % is calculated as Quantity/Base number\*100

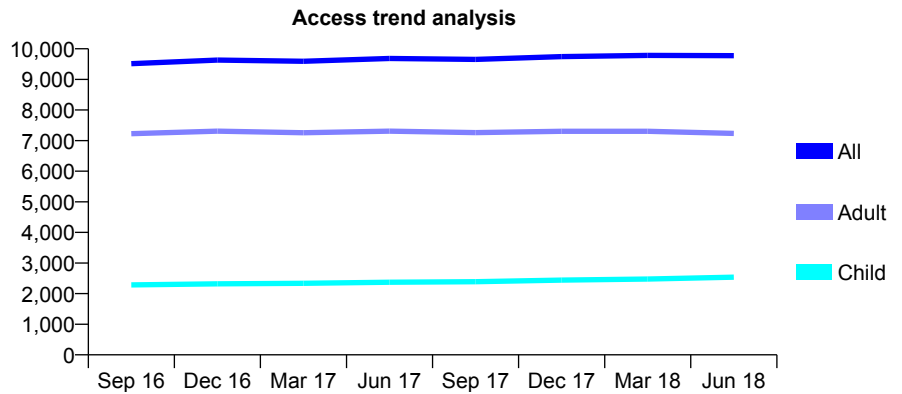
## Q57 - Vital Signs At a Glance Contract Report for 946613/0001 - June 2018

Name or company name	MR M GOLI
Contract type name	GDS Contract
Purpose of contract	General
Contract start date	01/04/2006
Contract end date	

18/19 Contracted general activity (UDA)	27,535
Carry forward general activity (UDA)	0
18/19 Contracted orthodontic activity (UOA)	0
Carry forward orthodontic activity (UOA)	0
Baseline contract value	£744,008.02

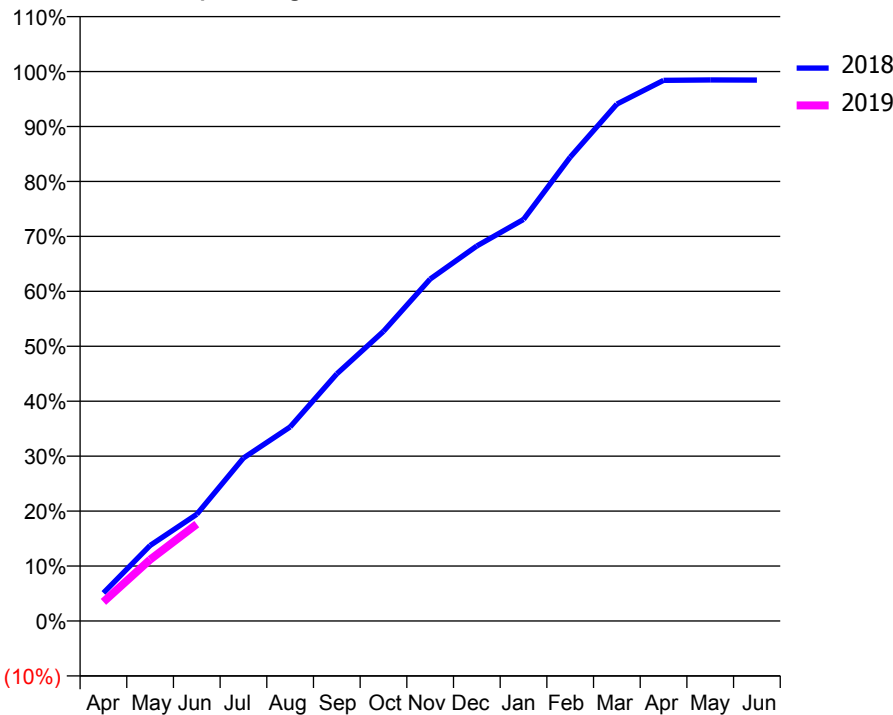
### ACCESS\*

Patients seen in 24 months	Total	Change since previous quarter
Quarter ending June 2017	9,682	
Quarter ending September 2017	9,652	→
Quarter ending December 2017	9,744	→
Quarter ending March 2018	9,785	→
Quarter ending June 2018	9,774	→
<b>Variance since June 2017</b>	<b>1.0%</b>	<b>→</b>



### ACTIVITY

Cumulative percentage of contracted UDA delivered 2018 & 2019



Month	Adjusted Scheduled Activity (UDA)	
	2018	2019
April	1,406	961
May	3,782	3,077
June	5,352	4,853
July	8,168	
August	9,723	
September	12,383	
October	14,516	
November	17,134	
December	18,790	
January	20,124	
February	23,244	
March	25,904	
April	27,092	
May	27,113	
June	27,106	

### QUALITY

	Quantity	Base Number	Contract	AT	Region	England
% of FP17s for the same patient ID Re-attending within 3 months - Children	45	842	5.3%	9.6%	11.3%	11.5%
% of FP17s for the same patient ID Re-attending within 3 months - Adults	223	2,093	10.7%	14.2%	14.9%	15.4%
% of FP17s for the same patient ID Re-attending between 3 & 9 months - Children	447	842	53.1%	56.4%	60.0%	58.9%
% of FP17s for the same patient ID Re-attending between 3 & 9 months - Adults	1,188	2,093	56.8%	50.6%	52.6%	51.6%
% of FP17s for Band 1 Urgent Courses	139	2,468	5.6%	8.3%	7.9%	8.9%
% of FP17s Relating to Free Repair or Replacements	2	2,468	0.1%	0.7%	0.8%	0.8%
% of FP17s Relating to Continuations	11	2,468	0.4%	0.9%	0.9%	0.9%
% of Patients satisfied with the dentistry they have received	16	16	100.0%	92.7%	93.2%	93.2%
% of Patients satisfied with the time they had to wait for an appointment	16	16	100.0%	89.5%	89.1%	88.8%

\* This is based on patients treated on this contract for their most recent course of treatment. Figures in italics indicate the base number of FP17s or Patient Questionnaire responses are less than 100. N/A is shown where the base number of responses is less than 10 during the period. % is calculated as Quantity/Base number\*100

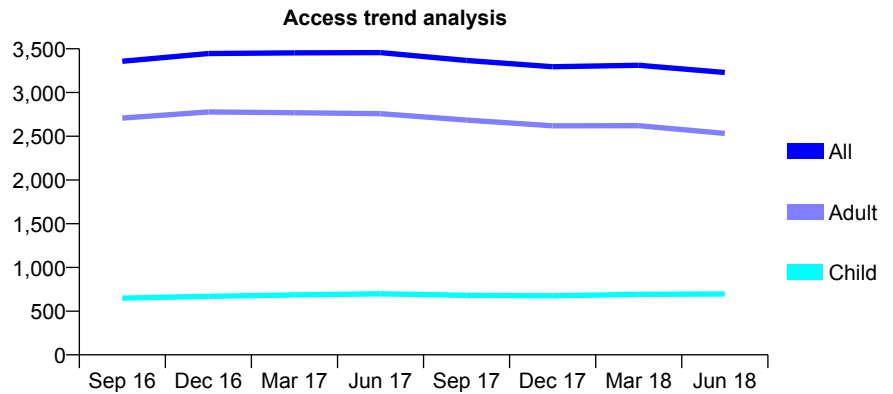
## Q57 - Vital Signs At a Glance Contract Report for 991163/0001 - June 2018

Name or company name	MR S DITTA
Contract type name	GDS Contract
Purpose of contract	General
Contract start date	01/12/2014
Contract end date	

18/19 Contracted general activity (UDA)	9,500
Carry forward general activity (UDA)	0
18/19 Contracted orthodontic activity (UOA)	0
Carry forward orthodontic activity (UOA)	0
Baseline contract value	£229,797.24

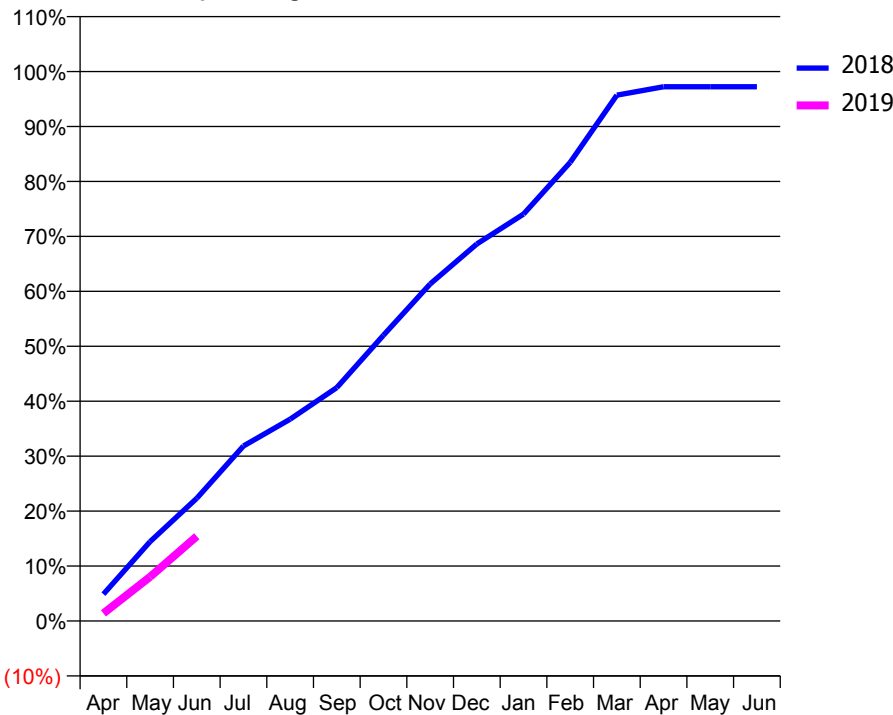
### ACCESS\*

Patients seen in 24 months	Total	Change since previous quarter
Quarter ending June 2017	3,456	
Quarter ending September 2017	3,366	↓
Quarter ending December 2017	3,295	↓
Quarter ending March 2018	3,312	→
Quarter ending June 2018	3,229	↓
<b>Variance since June 2017</b>	<b>(6.6%)</b>	<b>↓</b>



### ACTIVITY

Cumulative percentage of contracted UDA delivered 2018 & 2019



Month	Adjusted Scheduled Activity (UDA)	
	2018	2019
April	464	133
May	1,374	764
June	2,122	1,464
July	3,026	
August	3,489	
September	4,036	
October	4,941	
November	5,827	
December	6,519	
January	7,035	
February	7,929	
March	9,091	
April	9,236	
May	9,236	
June	9,236	

### QUALITY

	Quantity	Base Number	Contract	AT	Region	England
% of FP17s for the same patient ID Re-attending within 3 months - Children	6	173	3.5%	9.6%	11.3%	11.5%
% of FP17s for the same patient ID Re-attending within 3 months - Adults	34	471	7.2%	14.2%	14.9%	15.4%
% of FP17s for the same patient ID Re-attending between 3 & 9 months - Children	93	173	53.8%	56.4%	60.0%	58.9%
% of FP17s for the same patient ID Re-attending between 3 & 9 months - Adults	279	471	59.2%	50.6%	52.6%	51.6%
% of FP17s for Band 1 Urgent Courses	27	576	4.7%	8.3%	7.9%	8.9%
% of FP17s Relating to Free Repair or Replacements	4	576	0.7%	0.7%	0.8%	0.8%
% of FP17s Relating to Continuations	1	576	0.2%	0.9%	0.9%	0.9%
% of Patients satisfied with the dentistry they have received	4	4	N/A	92.7%	93.2%	93.2%
% of Patients satisfied with the time they had to wait for an appointment	3	4	N/A	89.5%	89.1%	88.8%

\* This is based on patients treated on this contract for their most recent course of treatment. Figures in italics indicate the base number of FP17s or Patient Questionnaire responses are less than 100. N/A is shown where the base number of responses is less than 10 during the period. % is calculated as Quantity/Base number\*100

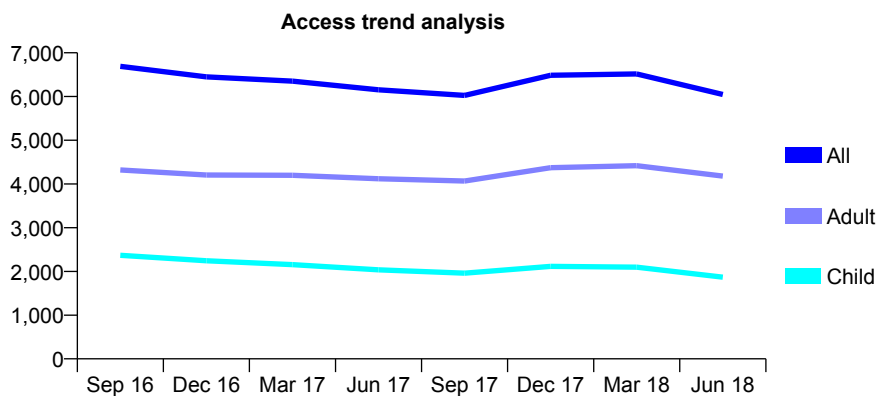
## Q57 - Vital Signs At a Glance Contract Report for 993662/0001 - June 2018

Name or company name	MRS JA JORDAN
Contract type name	GDS Contract
Purpose of contract	General
Contract start date	01/04/2006
Contract end date	

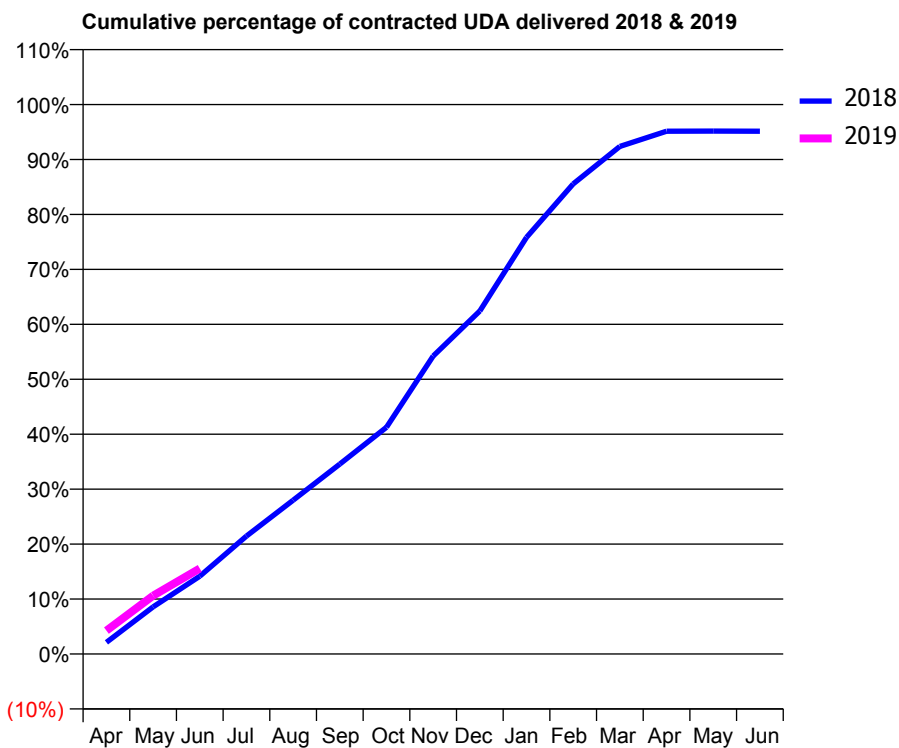
18/19 Contracted general activity (UDA)	13,700
Carry forward general activity (UDA)	0
18/19 Contracted orthodontic activity (UOA)	0
Carry forward orthodontic activity (UOA)	0
Baseline contract value	£404,097.58

### ACCESS\*

Patients seen in 24 months	Total	Change since previous quarter
Quarter ending June 2017	6,155	
Quarter ending September 2017	6,027	↓
Quarter ending December 2017	6,487	↑
Quarter ending March 2018	6,516	→
Quarter ending June 2018	6,048	↓
<b>Variance since June 2017</b>	<b>(1.7%)</b>	<b>↓</b>



### ACTIVITY



Month	Adjusted Scheduled Activity (UDA)	
	2018	2019
April	289	582
May	1,174	1,456
June	1,940	2,134
July	2,941	
August	3,835	
September	4,736	
October	5,654	
November	7,429	
December	8,552	
January	10,387	
February	11,719	
March	12,656	
April	13,033	
May	13,036	
June	13,034	

### QUALITY

	Quantity	Base Number	Contract	AT	Region	England
% of FP17s for the same patient ID Re-attending within 3 months - Children	15	525	2.9%	9.6%	11.3%	11.5%
% of FP17s for the same patient ID Re-attending within 3 months - Adults	85	931	9.1%	14.2%	14.9%	15.4%
% of FP17s for the same patient ID Re-attending between 3 & 9 months - Children	290	525	55.2%	56.4%	60.0%	58.9%
% of FP17s for the same patient ID Re-attending between 3 & 9 months - Adults	435	931	46.7%	50.6%	52.6%	51.6%
% of FP17s for Band 1 Urgent Courses	93	1,301	7.1%	8.3%	7.9%	8.9%
% of FP17s Relating to Free Repair or Replacements	4	1,301	0.3%	0.7%	0.8%	0.8%
% of FP17s Relating to Continuations	3	1,301	0.2%	0.9%	0.9%	0.9%
% of Patients satisfied with the dentistry they have received	2	2	N/A	92.7%	93.2%	93.2%
% of Patients satisfied with the time they had to wait for an appointment	2	2	N/A	89.5%	89.1%	88.8%

\* This is based on patients treated on this contract for their most recent course of treatment. Figures in italics indicate the base number of FP17s or Patient Questionnaire responses are less than 100. N/A is shown where the base number of responses is less than 10 during the period. % is calculated as Quantity/Base number\*100

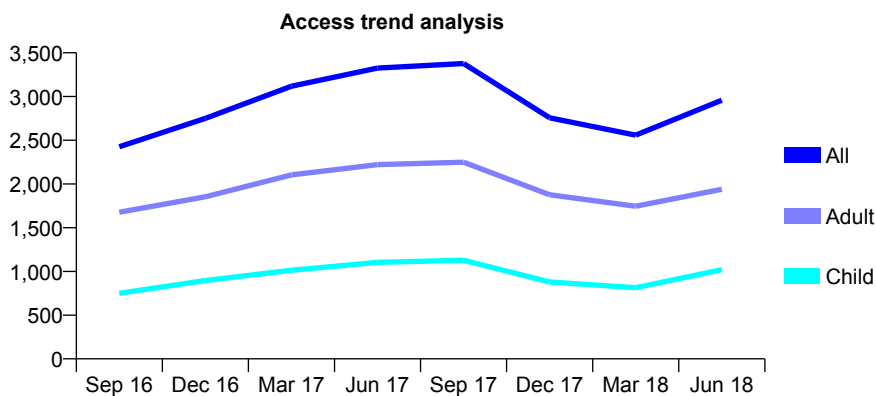
## Q57 - Vital Signs At a Glance Contract Report for 993662/0002 - June 2018

Name or company name	MRS JA JORDAN
Contract type name	GDS Contract
Purpose of contract	General
Contract start date	01/04/2006
Contract end date	

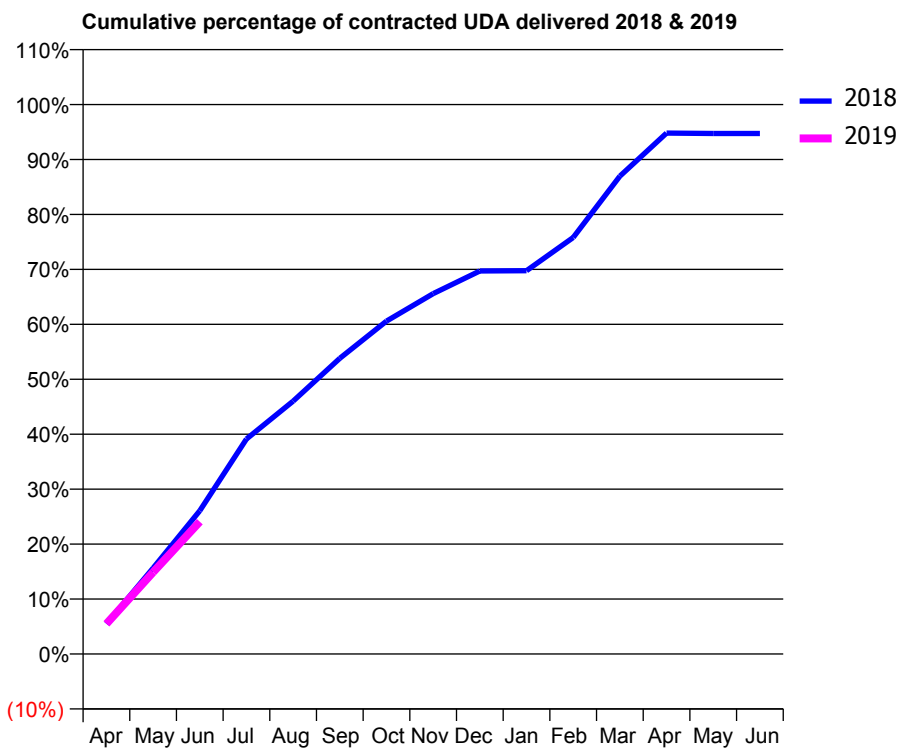
18/19 Contracted general activity (UDA)	6,000
Carry forward general activity (UDA)	0
18/19 Contracted orthodontic activity (UOA)	0
Carry forward orthodontic activity (UOA)	0
Baseline contract value	£150,243.03

### ACCESS\*

Patients seen in 24 months	Total	Change since previous quarter
Quarter ending June 2017	3,326	
Quarter ending September 2017	3,377	→
Quarter ending December 2017	2,756	↓
Quarter ending March 2018	2,559	↓
Quarter ending June 2018	2,958	↑
<b>Variance since June 2017</b>	<b>(11.1%)</b>	<b>↓</b>



### ACTIVITY



Adjusted Scheduled Activity (UDA)		
Month	2018	2019
April	330	330
May	939	894
June	1,564	1,445
July	2,348	
August	2,762	
September	3,228	
October	3,635	
November	3,935	
December	4,182	
January	4,185	
February	4,548	
March	5,217	
April	5,687	
May	5,683	
June	5,683	

### QUALITY

	Quantity	Base Number	Contract	AT	Region	England
% of FP17s for the same patient ID Re-attending within 3 months - Children	37	518	7.1%	9.6%	11.3%	11.5%
% of FP17s for the same patient ID Re-attending within 3 months - Adults	91	734	12.4%	14.2%	14.9%	15.4%
% of FP17s for the same patient ID Re-attending between 3 & 9 months - Children	112	518	21.6%	56.4%	60.0%	58.9%
% of FP17s for the same patient ID Re-attending between 3 & 9 months - Adults	112	734	15.3%	50.6%	52.6%	51.6%
% of FP17s for Band 1 Urgent Courses	164	1,013	16.2%	8.3%	7.9%	8.9%
% of FP17s Relating to Free Repair or Replacements	0	1,013	0.0%	0.7%	0.8%	0.8%
% of FP17s Relating to Continuations	1	1,013	0.1%	0.9%	0.9%	0.9%
% of Patients satisfied with the dentistry they have received	0	0	N/A	92.7%	93.2%	93.2%
% of Patients satisfied with the time they had to wait for an appointment	0	0	N/A	89.5%	89.1%	88.8%

\* This is based on patients treated on this contract for their most recent course of treatment. Figures in italics indicate the base number of FP17s or Patient Questionnaire responses are less than 100. N/A is shown where the base number of responses is less than 10 during the period. % is calculated as Quantity/Base number\*100

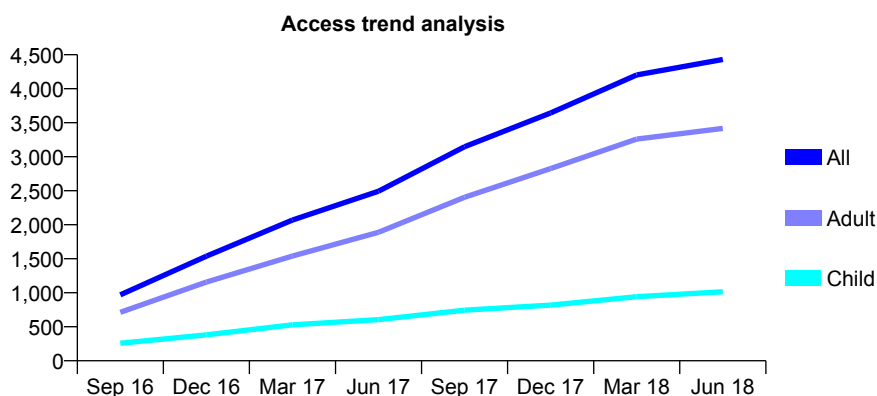
## Q58 - Vital Signs At a Glance Contract Report for 100039/0000 - June 2018

Name or company name	Damira Dental Studios Ltd
Contract type name	PDS Contract
Purpose of contract	General
Contract start date	01/04/2016
Contract end date	31/03/2021

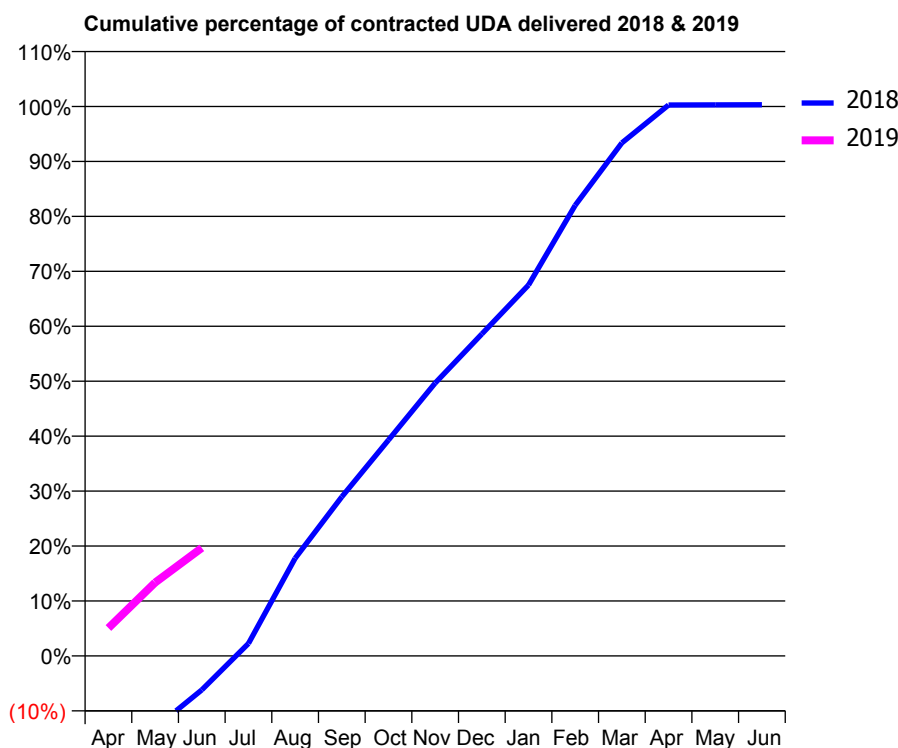
18/19 Contracted general activity (UDA)	10,255
Carry forward general activity (UDA)	0
18/19 Contracted orthodontic activity (UOA)	0
Carry forward orthodontic activity (UOA)	0
Baseline contract value	£260,587.21

### ACCESS\*

Patients seen in 24 months	Total	Change since previous quarter
Quarter ending June 2017	2,493	
Quarter ending September 2017	3,149	↑
Quarter ending December 2017	3,644	↑
Quarter ending March 2018	4,203	↑
Quarter ending June 2018	4,431	↑
<b>Variance since June 2017</b>	<b>77.7%</b>	<b>↑</b>



### ACTIVITY



Month	Adjusted Scheduled Activity (UDA)	
	2018	2019
April	-2,380	522
May	-1,347	1,370
June	-635	2,016
July	233	
August	1,824	
September	2,971	
October	4,031	
November	5,094	
December	6,010	
January	6,922	
February	8,410	
March	9,574	
April	10,282	
May	10,284	
June	10,287	

### QUALITY

	Quantity	Base Number	Contract	AT	Region	England
% of FP17s for the same patient ID Re-attending within 3 months - Children	26	310	8.4%	10.6%	11.3%	11.5%
% of FP17s for the same patient ID Re-attending within 3 months - Adults	118	922	12.8%	14.5%	14.9%	15.4%
% of FP17s for the same patient ID Re-attending between 3 & 9 months - Children	150	310	48.4%	58.1%	60.0%	58.9%
% of FP17s for the same patient ID Re-attending between 3 & 9 months - Adults	400	922	43.4%	49.3%	52.6%	51.6%
% of FP17s for Band 1 Urgent Courses	107	956	11.2%	8.9%	7.9%	8.9%
% of FP17s Relating to Free Repair or Replacements	4	956	0.4%	0.7%	0.8%	0.8%
% of FP17s Relating to Continuations	4	956	0.4%	0.8%	0.9%	0.9%
% of Patients satisfied with the dentistry they have received	3	3	N/A	93.6%	93.2%	93.2%
% of Patients satisfied with the time they had to wait for an appointment	3	3	N/A	87.7%	89.1%	88.8%

\* This is based on patients treated on this contract for their most recent course of treatment. Figures in italics indicate the base number of FP17s or Patient Questionnaire responses are less than 100. N/A is shown where the base number of responses is less than 10 during the period. % is calculated as Quantity/Base number\*100



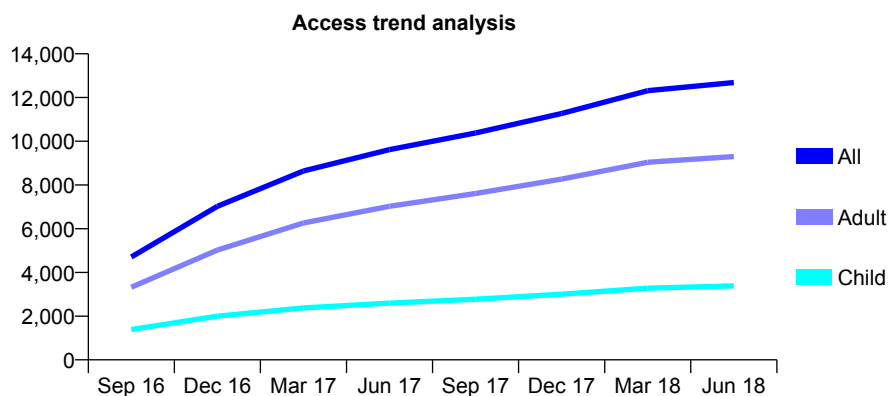
## Q58 - Vital Signs At a Glance Contract Report for 100041/0000 - June 2018

Name or company name	2:30 Ltd
Contract type name	GDS Contract
Purpose of contract	General and Orthodontic
Contract start date	01/04/2016
Contract end date	

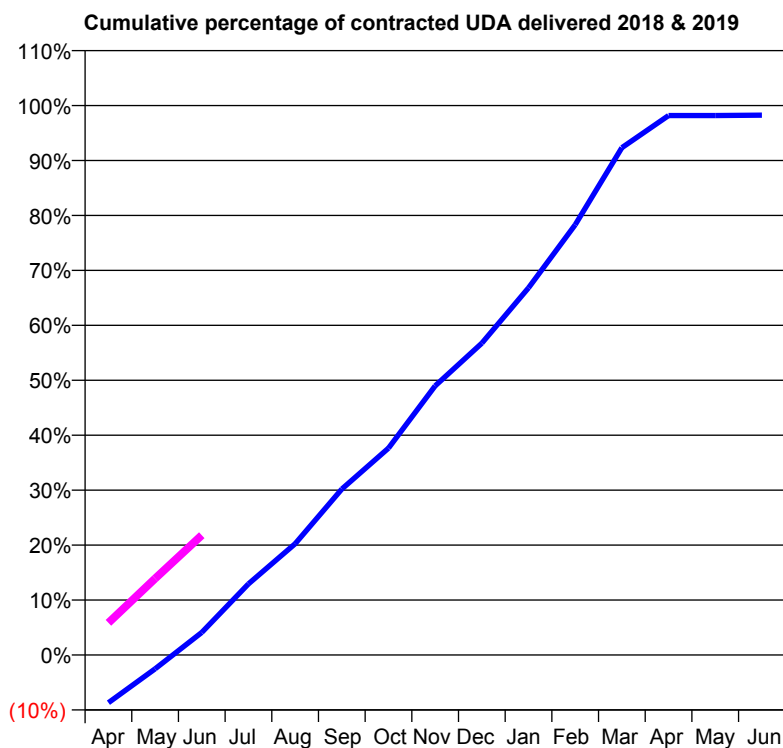
18/19 Contracted general activity (UDA)	31,550
Carry forward general activity (UDA)	0
18/19 Contracted orthodontic activity (UOA)	785
Carry forward orthodontic activity (UOA)	0
Baseline contract value	£943,035.11

### ACCESS\*

Patients seen in 24 months	Total	Change since previous quarter
Quarter ending June 2017	9,615	
Quarter ending September 2017	10,382	↑
Quarter ending December 2017	11,273	↑
Quarter ending March 2018	12,314	↑
Quarter ending June 2018	12,683	↑
<b>Variance since June 2017</b>	<b>31.9%</b>	<b>↑</b>



### ACTIVITY



Month	Adjusted Scheduled Activity (UDA)	
	2018	2019
April	-2,742	1,850
May	-797	4,390
June	1,300	6,881
July	4,083	
August	6,389	
September	9,526	
October	11,879	
November	15,453	
December	17,906	
January	21,082	
February	24,704	
March	29,131	
April	30,974	
May	30,976	
June	30,993	

### QUALITY

	Quantity	Base Number	Contract	AT	Region	England
% of FP17s for the same patient ID Re-attending within 3 months - Children	121	1,181	10.2%	10.6%	11.3%	11.5%
% of FP17s for the same patient ID Re-attending within 3 months - Adults	391	2,919	13.4%	14.5%	14.9%	15.4%
% of FP17s for the same patient ID Re-attending between 3 & 9 months - Children	618	1,181	52.3%	58.1%	60.0%	58.9%
% of FP17s for the same patient ID Re-attending between 3 & 9 months - Adults	1,443	2,919	49.4%	49.3%	52.6%	51.6%
% of FP17s for Band 1 Urgent Courses	320	3,373	9.5%	8.9%	7.9%	8.9%
% of FP17s Relating to Free Repair or Replacements	55	3,373	1.6%	0.7%	0.8%	0.8%
% of FP17s Relating to Continuations	34	3,373	1.0%	0.8%	0.9%	0.9%
% of Patients satisfied with the dentistry they have received	8	8	N/A	93.6%	93.2%	93.2%
% of Patients satisfied with the time they had to wait for an appointment	8	8	N/A	87.7%	89.1%	88.8%

\* This is based on patients treated on this contract for their most recent course of treatment. Figures in italics indicate the base number of FP17s or Patient Questionnaire responses are less than 100. N/A is shown where the base number of responses is less than 10 during the period. % is calculated as Quantity/Base number\*100

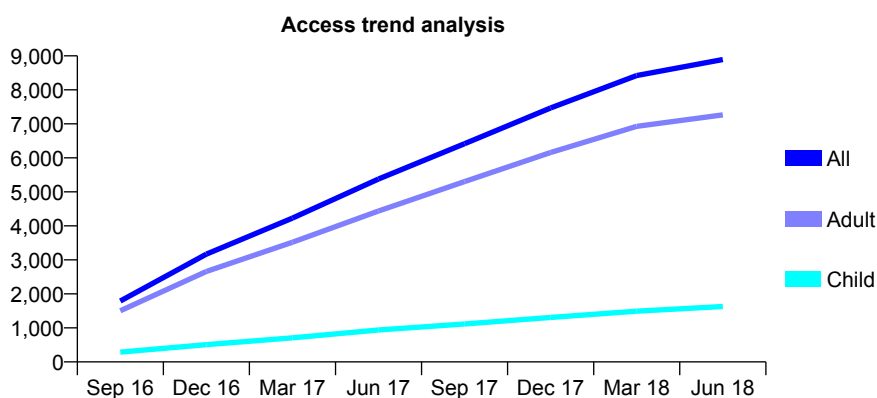
## Q58 - Vital Signs At a Glance Contract Report for 100079/0000 - June 2018

Name or company name	Rodericks Dental Limited
Contract type name	GDS Contract
Purpose of contract	General
Contract start date	01/04/2016
Contract end date	

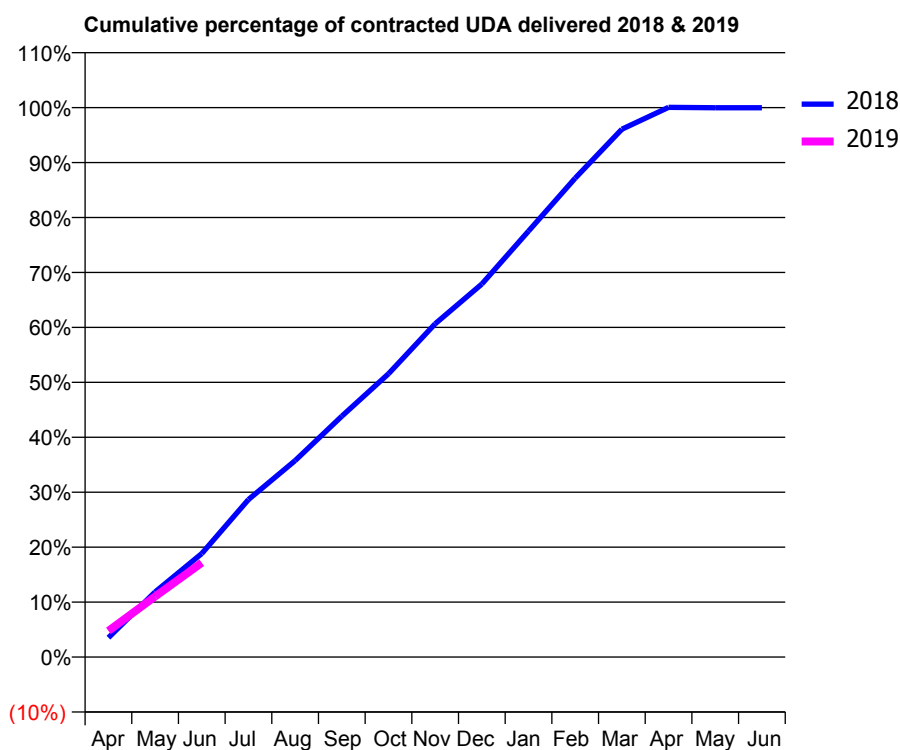
18/19 Contracted general activity (UDA)	25,000
Carry forward general activity (UDA)	0
18/19 Contracted orthodontic activity (UOA)	0
Carry forward orthodontic activity (UOA)	0
Baseline contract value	£638,270.27

### ACCESS\*

Patients seen in 24 months	Total	Change since previous quarter
Quarter ending June 2017	5,380	
Quarter ending September 2017	6,419	↑
Quarter ending December 2017	7,467	↑
Quarter ending March 2018	8,421	↑
Quarter ending June 2018	8,893	↑
<b>Variance since June 2017</b>	<b>65.3%</b>	<b>↑</b>



### ACTIVITY



Month	Adjusted Scheduled Activity (UDA)	
	2018	2019
April	884	1,194
May	2,965	2,757
June	4,711	4,294
July	7,167	
August	8,942	
September	10,962	
October	12,888	
November	15,166	
December	16,973	
January	19,382	
February	21,789	
March	24,012	
April	25,008	
May	24,990	
June	24,991	

### QUALITY

	Quantity	Base Number	Contract	AT	Region	England
% of FP17s for the same patient ID Re-attending within 3 months - Children	43	586	7.3%	10.6%	11.3%	11.5%
% of FP17s for the same patient ID Re-attending within 3 months - Adults	400	2,024	19.8%	14.5%	14.9%	15.4%
% of FP17s for the same patient ID Re-attending between 3 & 9 months - Children	260	586	44.4%	58.1%	60.0%	58.9%
% of FP17s for the same patient ID Re-attending between 3 & 9 months - Adults	598	2,024	29.5%	49.3%	52.6%	51.6%
% of FP17s for Band 1 Urgent Courses	753	2,192	34.4%	8.9%	7.9%	8.9%
% of FP17s Relating to Free Repair or Replacements	25	2,192	1.1%	0.7%	0.8%	0.8%
% of FP17s Relating to Continuations	3	2,192	0.1%	0.8%	0.9%	0.9%
% of Patients satisfied with the dentistry they have received	4	4	N/A	93.6%	93.2%	93.2%
% of Patients satisfied with the time they had to wait for an appointment	4	4	N/A	87.7%	89.1%	88.8%

\* This is based on patients treated on this contract for their most recent course of treatment. Figures in italics indicate the base number of FP17s or Patient Questionnaire responses are less than 100. N/A is shown where the base number of responses is less than 10 during the period. % is calculated as Quantity/Base number\*100

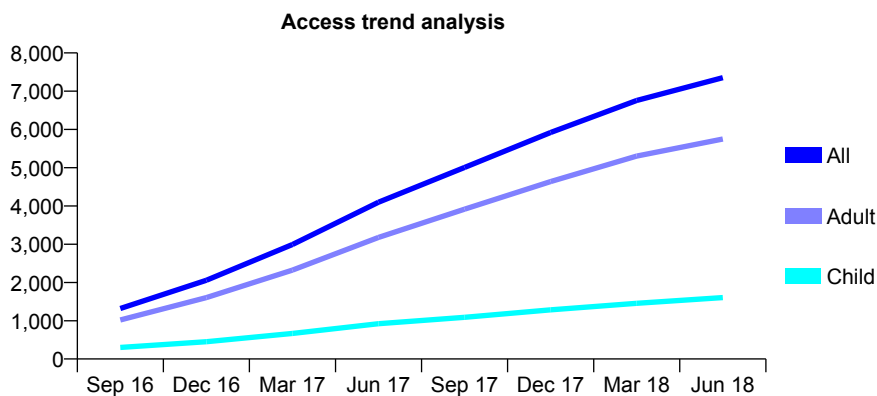
## Q58 - Vital Signs At a Glance Contract Report for 100081/0000 - June 2018

Name or company name	Rodericks Dental Limited
Contract type name	GDS Contract
Purpose of contract	General
Contract start date	01/04/2016
Contract end date	

18/19 Contracted general activity (UDA)	25,000
Carry forward general activity (UDA)	0
18/19 Contracted orthodontic activity (UOA)	0
Carry forward orthodontic activity (UOA)	0
Baseline contract value	£641,576.05

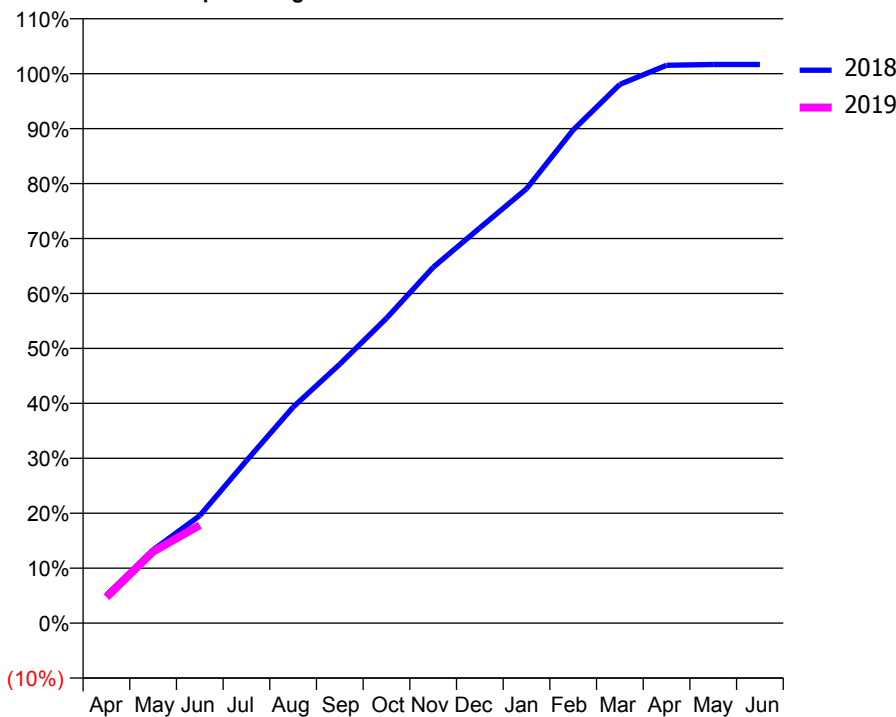
### ACCESS\*

Patients seen in 24 months	Total	Change since previous quarter
Quarter ending June 2017	4,099	
Quarter ending September 2017	5,006	↑
Quarter ending December 2017	5,921	↑
Quarter ending March 2018	6,759	↑
Quarter ending June 2018	7,353	↑
<b>Variance since June 2017</b>	<b>79.4%</b>	<b>↑</b>



### ACTIVITY

Cumulative percentage of contracted UDA delivered 2018 & 2019



Month	Adjusted Scheduled Activity (UDA)	
	2018	2019
April	1,275	1,179
May	3,333	3,253
June	4,890	4,456
July	7,395	
August	9,828	
September	11,786	
October	13,871	
November	16,187	
December	17,987	
January	19,763	
February	22,440	
March	24,512	
April	25,380	
May	25,416	
June	25,416	

### QUALITY

	Quantity	Base Number	Contract	AT	Region	England
% of FP17s for the same patient ID Re-attending within 3 months - Children	55	586	9.4%	10.6%	11.3%	11.5%
% of FP17s for the same patient ID Re-attending within 3 months - Adults	251	1,488	16.9%	14.5%	14.9%	15.4%
% of FP17s for the same patient ID Re-attending between 3 & 9 months - Children	234	586	39.9%	58.1%	60.0%	58.9%
% of FP17s for the same patient ID Re-attending between 3 & 9 months - Adults	347	1,488	23.3%	49.3%	52.6%	51.6%
% of FP17s for Band 1 Urgent Courses	655	1,762	37.2%	8.9%	7.9%	8.9%
% of FP17s Relating to Free Repair or Replacements	6	1,762	0.3%	0.7%	0.8%	0.8%
% of FP17s Relating to Continuations	4	1,762	0.2%	0.8%	0.9%	0.9%
% of Patients satisfied with the dentistry they have received	2	4	N/A	93.6%	93.2%	93.2%
% of Patients satisfied with the time they had to wait for an appointment	2	4	N/A	87.7%	89.1%	88.8%

\* This is based on patients treated on this contract for their most recent course of treatment. Figures in italics indicate the base number of FP17s or Patient Questionnaire responses are less than 100. N/A is shown where the base number of responses is less than 10 during the period. % is calculated as Quantity/Base number\*100

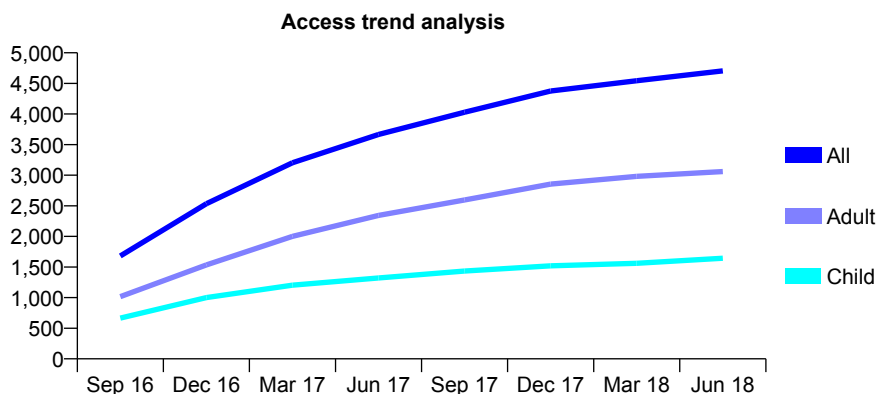
## Q58 - Vital Signs At a Glance Contract Report for 100082/0000 - June 2018

Name or company name	Rodericks Dental Limited
Contract type name	GDS Contract
Purpose of contract	General
Contract start date	01/04/2016
Contract end date	

18/19 Contracted general activity (UDA)	14,000
Carry forward general activity (UDA)	0
18/19 Contracted orthodontic activity (UOA)	0
Carry forward orthodontic activity (UOA)	0
Baseline contract value	£368,023.64

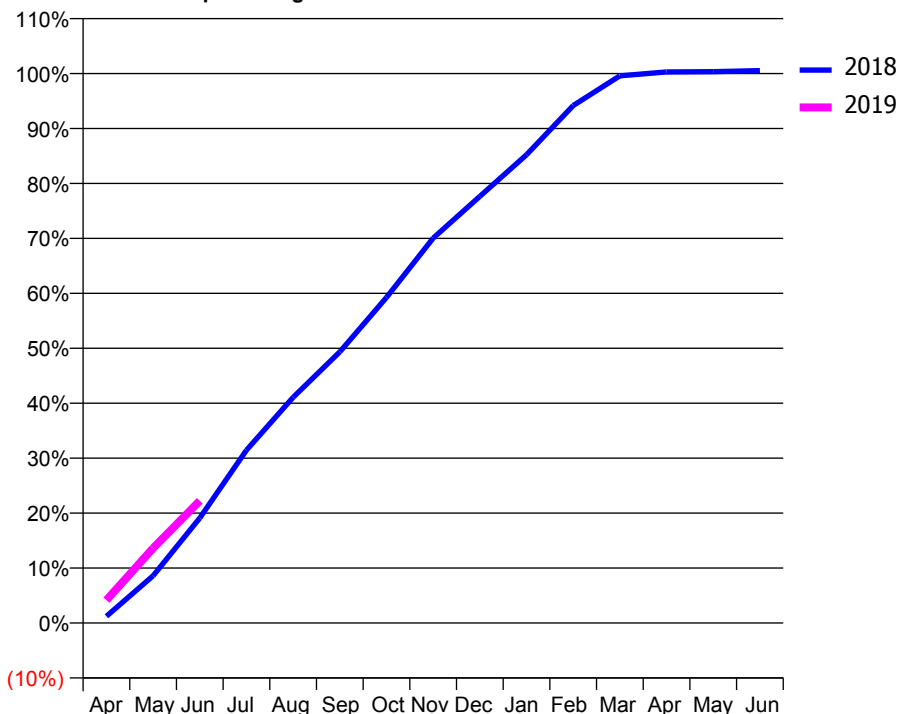
### ACCESS\*

Patients seen in 24 months	Total	Change since previous quarter
Quarter ending June 2017	3,665	
Quarter ending September 2017	4,029	↑
Quarter ending December 2017	4,375	↑
Quarter ending March 2018	4,543	↑
Quarter ending June 2018	4,705	↑
<b>Variance since June 2017</b>	<b>28.4%</b>	<b>↑</b>



### ACTIVITY

Cumulative percentage of contracted UDA delivered 2018 & 2019



Adjusted Scheduled Activity (UDA)

Month	2018	2019
April	173	583
May	1,203	1,906
June	2,674	3,114
July	4,404	
August	5,749	
September	6,909	
October	8,295	
November	9,807	
December	10,871	
January	11,930	
February	13,184	
March	13,940	
April	14,040	
May	14,047	
June	14,075	

### QUALITY

	Quantity	Base Number	Contract	AT	Region	England
% of FP17s for the same patient ID Re-attending within 3 months - Children	45	569	7.9%	10.6%	11.3%	11.5%
% of FP17s for the same patient ID Re-attending within 3 months - Adults	125	879	14.2%	14.5%	14.9%	15.4%
% of FP17s for the same patient ID Re-attending between 3 & 9 months - Children	298	569	52.4%	58.1%	60.0%	58.9%
% of FP17s for the same patient ID Re-attending between 3 & 9 months - Adults	422	879	48.0%	49.3%	52.6%	51.6%
% of FP17s for Band 1 Urgent Courses	164	1,374	11.9%	8.9%	7.9%	8.9%
% of FP17s Relating to Free Repair or Replacements	4	1,374	0.3%	0.7%	0.8%	0.8%
% of FP17s Relating to Continuations	0	1,374	0.0%	0.8%	0.9%	0.9%
% of Patients satisfied with the dentistry they have received	2	2	N/A	93.6%	93.2%	93.2%
% of Patients satisfied with the time they had to wait for an appointment	2	2	N/A	87.7%	89.1%	88.8%

\* This is based on patients treated on this contract for their most recent course of treatment. Figures in italics indicate the base number of FP17s or Patient Questionnaire responses are less than 100. N/A is shown where the base number of responses is less than 10 during the period. % is calculated as Quantity/Base number\*100

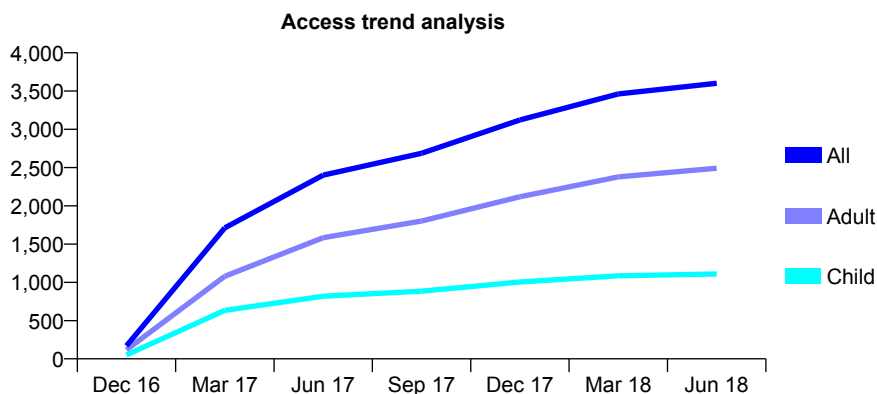
## Q58 - Vital Signs At a Glance Contract Report for 100232/0000 - June 2018

Name or company name	Mr R Naidoo and Mrs S Naidoo
Contract type name	GDS Contract
Purpose of contract	General
Contract start date	01/11/2016
Contract end date	

18/19 Contracted general activity (UDA)	7,404
Carry forward general activity (UDA)	0
18/19 Contracted orthodontic activity (UOA)	0
Carry forward orthodontic activity (UOA)	0
Baseline contract value	£190,892.78

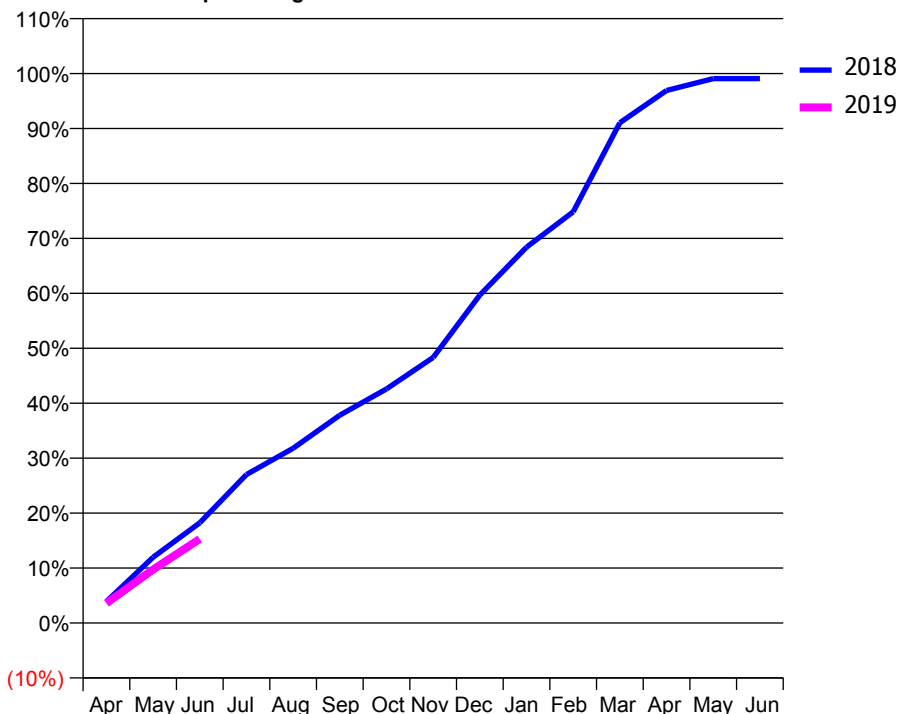
### ACCESS\*

Patients seen in 24 months	Total	Change since previous quarter
Quarter ending June 2017	2,401	
Quarter ending September 2017	2,686	↑
Quarter ending December 2017	3,123	↑
Quarter ending March 2018	3,463	↑
Quarter ending June 2018	3,601	↑
<b>Variance since June 2017</b>	<b>50.0%</b>	<b>↑</b>



### ACTIVITY

Cumulative percentage of contracted UDA delivered 2018 & 2019



Month	Adjusted Scheduled Activity (UDA)	
	2018	2019
April	291	267
May	887	721
June	1,351	1,132
July	2,000	
August	2,355	
September	2,800	
October	3,154	
November	3,578	
December	4,419	
January	5,064	
February	5,539	
March	6,740	
April	7,174	
May	7,334	
June	7,335	

### QUALITY

	Quantity	Base Number	Contract	AT	Region	England
% of FP17s for the same patient ID Re-attending within 3 months - Children	63	346	18.2%	10.6%	11.3%	11.5%
% of FP17s for the same patient ID Re-attending within 3 months - Adults	115	634	18.1%	14.5%	14.9%	15.4%
% of FP17s for the same patient ID Re-attending between 3 & 9 months - Children	133	346	38.4%	58.1%	60.0%	58.9%
% of FP17s for the same patient ID Re-attending between 3 & 9 months - Adults	192	634	30.3%	49.3%	52.6%	51.6%
% of FP17s for Band 1 Urgent Courses	50	568	8.8%	8.9%	7.9%	8.9%
% of FP17s Relating to Free Repair or Replacements	3	568	0.5%	0.7%	0.8%	0.8%
% of FP17s Relating to Continuations	3	568	0.5%	0.8%	0.9%	0.9%
% of Patients satisfied with the dentistry they have received	2	2	N/A	93.6%	93.2%	93.2%
% of Patients satisfied with the time they had to wait for an appointment	2	2	N/A	87.7%	89.1%	88.8%

\* This is based on patients treated on this contract for their most recent course of treatment. Figures in italics indicate the base number of FP17s or Patient Questionnaire responses are less than 100. N/A is shown where the base number of responses is less than 10 during the period. % is calculated as Quantity/Base number\*100

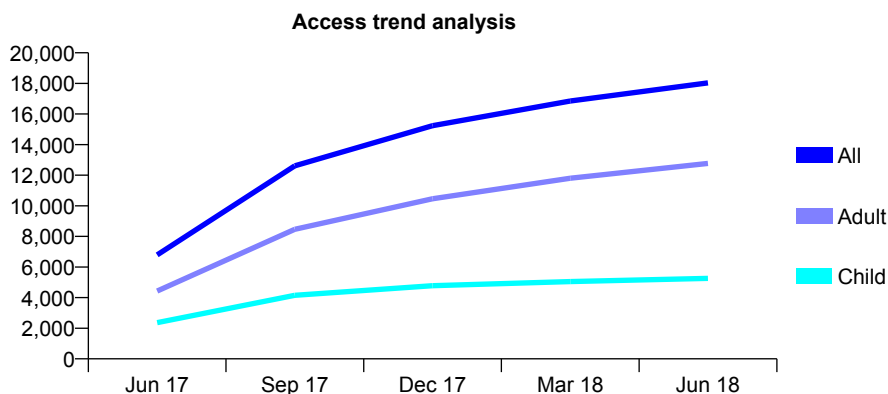
## Q58 - Vital Signs At a Glance Contract Report for 100345/0000 - June 2018

Name or company name	Oradi Ltd.
Contract type name	GDS Contract
Purpose of contract	General
Contract start date	01/04/2017
Contract end date	

18/19 Contracted general activity (UDA)	52,783
Carry forward general activity (UDA)	0
18/19 Contracted orthodontic activity (UOA)	0
Carry forward orthodontic activity (UOA)	0
Baseline contract value	£1,305,029.51

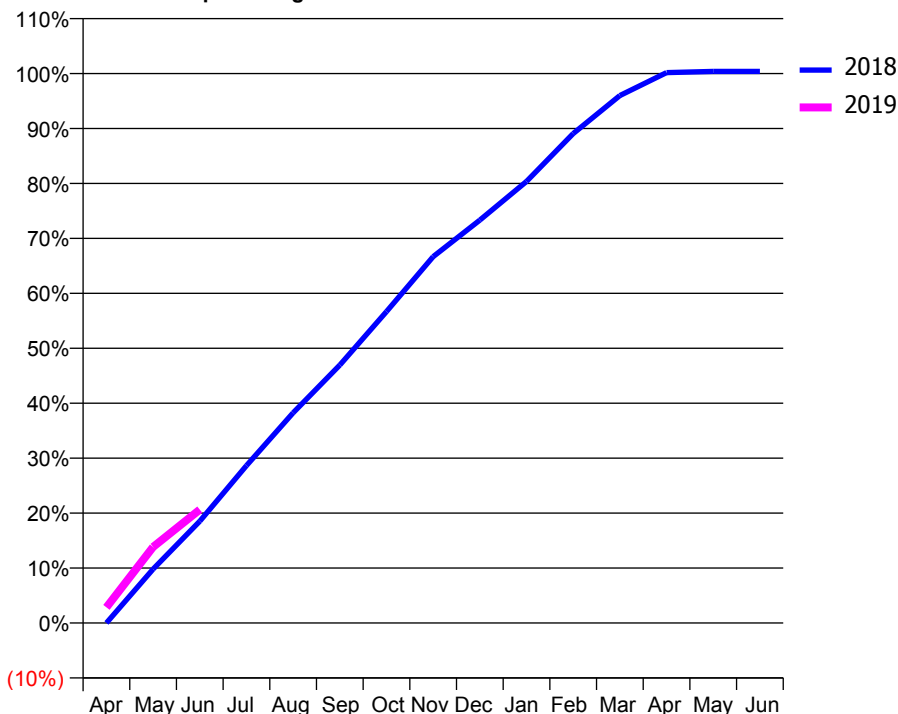
### ACCESS\*

Patients seen in 24 months	Total	Change since previous quarter
Quarter ending June 2017	6,797	
Quarter ending September 2017	12,615	↑
Quarter ending December 2017	15,236	↑
Quarter ending March 2018	16,854	↑
Quarter ending June 2018	18,036	↑
<b>Variance since June 2017</b>	<b>165.4%</b>	<b>↑</b>



### ACTIVITY

Cumulative percentage of contracted UDA delivered 2018 & 2019



Adjusted Scheduled Activity (UDA)

Month	2018	2019
April	0	1,501
May	5,231	7,314
June	9,872	10,890
July	15,273	
August	20,397	
September	25,030	
October	30,212	
November	35,544	
December	39,098	
January	42,846	
February	47,488	
March	51,177	
April	53,404	
May	53,515	
June	53,523	

### QUALITY

	Quantity	Base Number	Contract	AT	Region	England
% of FP17s for the same patient ID Re-attending within 3 months - Children	221	2,363	9.4%	10.6%	11.3%	11.5%
% of FP17s for the same patient ID Re-attending within 3 months - Adults	501	4,845	10.3%	14.5%	14.9%	15.4%
% of FP17s for the same patient ID Re-attending between 3 & 9 months - Children	1,556	2,363	65.8%	58.1%	60.0%	58.9%
% of FP17s for the same patient ID Re-attending between 3 & 9 months - Adults	2,595	4,845	53.6%	49.3%	52.6%	51.6%
% of FP17s for Band 1 Urgent Courses	311	6,022	5.2%	8.9%	7.9%	8.9%
% of FP17s Relating to Free Repair or Replacements	25	6,022	0.4%	0.7%	0.8%	0.8%
% of FP17s Relating to Continuations	17	6,022	0.3%	0.8%	0.9%	0.9%
% of Patients satisfied with the dentistry they have received	8	9	N/A	93.6%	93.2%	93.2%
% of Patients satisfied with the time they had to wait for an appointment	8	9	N/A	87.7%	89.1%	88.8%

\* This is based on patients treated on this contract for their most recent course of treatment. Figures in italics indicate the base number of FP17s or Patient Questionnaire responses are less than 100. N/A is shown where the base number of responses is less than 10 during the period. % is calculated as Quantity/Base number\*100

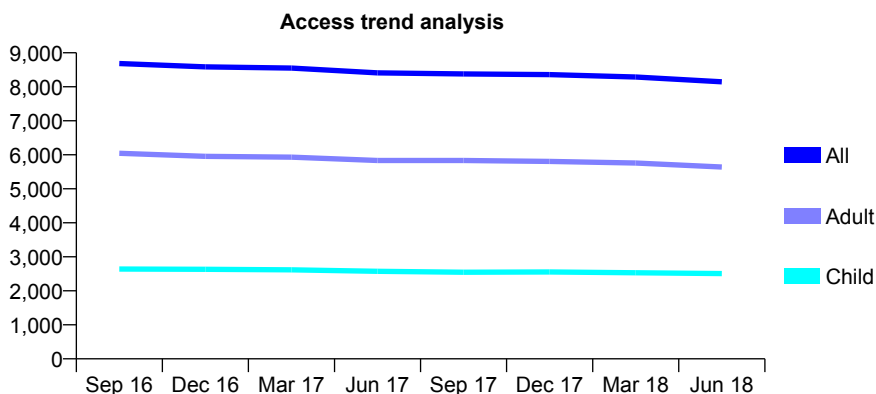
## Q58 - Vital Signs At a Glance Contract Report for 101281/0053 - June 2018

Name or company name	OASIS DENTAL CARE LTD
Contract type name	GDS Contract
Purpose of contract	General
Contract start date	01/04/2006
Contract end date	

18/19 Contracted general activity (UDA)	22,735
Carry forward general activity (UDA)	0
18/19 Contracted orthodontic activity (UOA)	0
Carry forward orthodontic activity (UOA)	0
Baseline contract value	£577,419.33

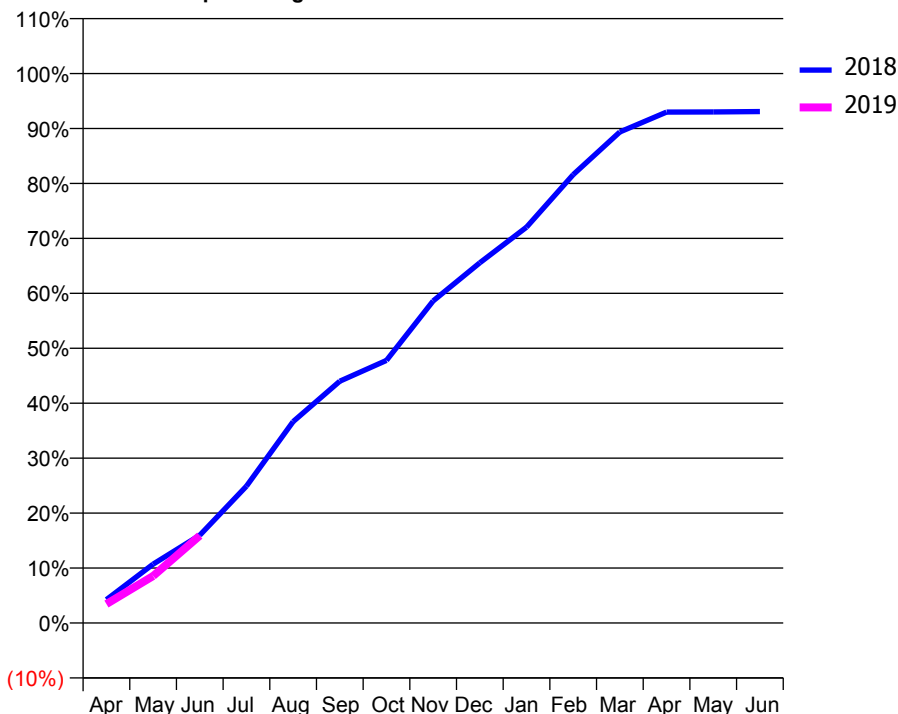
### ACCESS\*

Patients seen in 24 months	Total	Change since previous quarter
Quarter ending June 2017	8,408	
Quarter ending September 2017	8,378	→
Quarter ending December 2017	8,360	→
Quarter ending March 2018	8,289	→
Quarter ending June 2018	8,148	↓
<b>Variance since June 2017</b>	<b>(3.1%)</b>	<b>↓</b>



### ACTIVITY

Cumulative percentage of contracted UDA delivered 2018 & 2019



Adjusted Scheduled Activity (UDA)

Month	2018	2019
April	968	788
May	2,438	1,945
June	3,633	3,619
July	5,663	
August	8,335	
September	10,004	
October	10,864	
November	13,324	
December	14,906	
January	16,379	
February	18,551	
March	20,314	
April	21,139	
May	21,145	
June	21,159	

### QUALITY

	Quantity	Base Number	Contract	AT	Region	England
% of FP17s for the same patient ID Re-attending within 3 months - Children	63	865	7.3%	10.6%	11.3%	11.5%
% of FP17s for the same patient ID Re-attending within 3 months - Adults	258	1,734	14.9%	14.5%	14.9%	15.4%
% of FP17s for the same patient ID Re-attending between 3 & 9 months - Children	597	865	69.0%	58.1%	60.0%	58.9%
% of FP17s for the same patient ID Re-attending between 3 & 9 months - Adults	1,022	1,734	58.9%	49.3%	52.6%	51.6%
% of FP17s for Band 1 Urgent Courses	185	2,137	8.7%	8.9%	7.9%	8.9%
% of FP17s Relating to Free Repair or Replacements	13	2,137	0.6%	0.7%	0.8%	0.8%
% of FP17s Relating to Continuations	6	2,137	0.3%	0.8%	0.9%	0.9%
% of Patients satisfied with the dentistry they have received	8	8	N/A	93.6%	93.2%	93.2%
% of Patients satisfied with the time they had to wait for an appointment	8	8	N/A	87.7%	89.1%	88.8%

\* This is based on patients treated on this contract for their most recent course of treatment. Figures in italics indicate the base number of FP17s or Patient Questionnaire responses are less than 100. N/A is shown where the base number of responses is less than 10 during the period. % is calculated as Quantity/Base number\*100

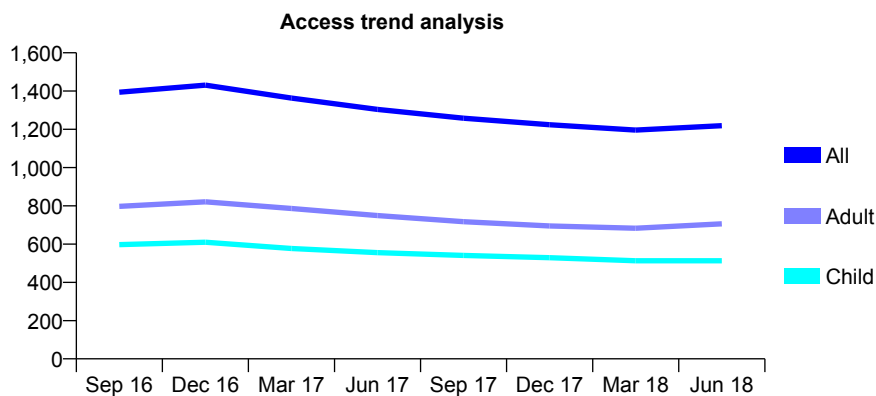
## Q58 - Vital Signs At a Glance Contract Report for 101281/0075 - June 2018

Name or company name	OASIS DENTAL CARE LTD
Contract type name	GDS Contract
Purpose of contract	General
Contract start date	01/04/2006
Contract end date	

18/19 Contracted general activity (UDA)	3,032
Carry forward general activity (UDA)	0
18/19 Contracted orthodontic activity (UOA)	0
Carry forward orthodontic activity (UOA)	0
Baseline contract value	£64,151.66

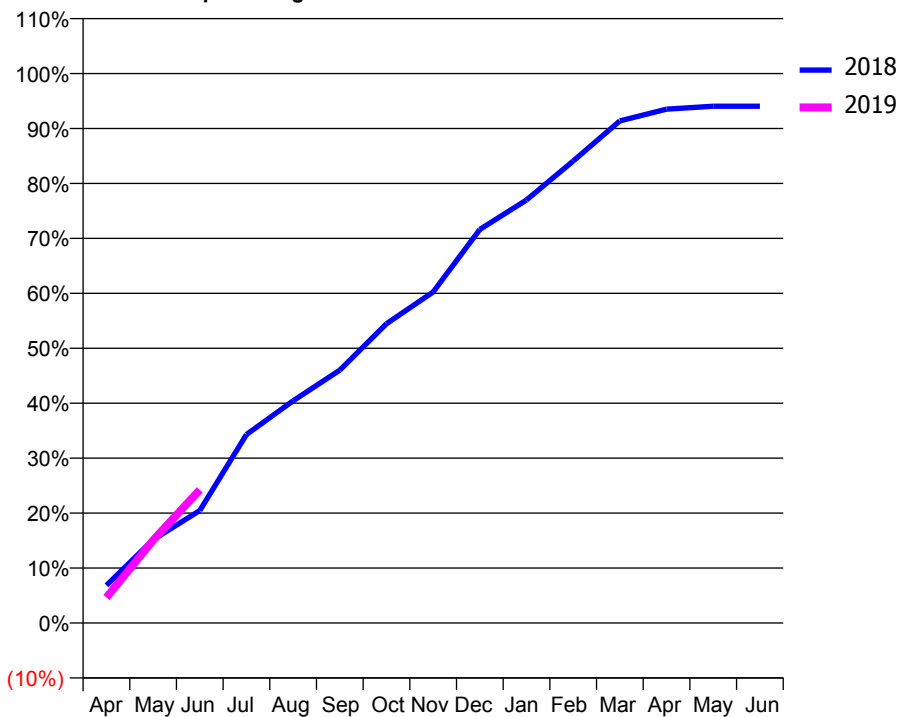
### ACCESS\*

Patients seen in 24 months	Total	Change since previous quarter
Quarter ending June 2017	1,304	
Quarter ending September 2017	1,258	↓
Quarter ending December 2017	1,224	↓
Quarter ending March 2018	1,196	↓
Quarter ending June 2018	1,219	→
<b>Variance since June 2017</b>	<b>(6.5%)</b>	<b>↓</b>



### ACTIVITY

Cumulative percentage of contracted UDA delivered 2018 & 2019



Adjusted Scheduled Activity (UDA)

Month	2018	2019
April	208	141
May	460	456
June	621	734
July	1,040	
August	1,226	
September	1,395	
October	1,651	
November	1,827	
December	2,171	
January	2,334	
February	2,549	
March	2,770	
April	2,835	
May	2,852	
June	2,852	

### QUALITY

	Quantity	Base Number	Contract	AT	Region	England
% of FP17s for the same patient ID Re-attending within 3 months - Children	4	207	1.9%	10.6%	11.3%	11.5%
% of FP17s for the same patient ID Re-attending within 3 months - Adults	28	252	11.1%	14.5%	14.9%	15.4%
% of FP17s for the same patient ID Re-attending between 3 & 9 months - Children	114	207	55.1%	58.1%	60.0%	58.9%
% of FP17s for the same patient ID Re-attending between 3 & 9 months - Adults	139	252	55.2%	49.3%	52.6%	51.6%
% of FP17s for Band 1 Urgent Courses	22	408	5.4%	8.9%	7.9%	8.9%
% of FP17s Relating to Free Repair or Replacements	0	408	0.0%	0.7%	0.8%	0.8%
% of FP17s Relating to Continuations	2	408	0.5%	0.8%	0.9%	0.9%
% of Patients satisfied with the dentistry they have received	2	3	N/A	93.6%	93.2%	93.2%
% of Patients satisfied with the time they had to wait for an appointment	2	3	N/A	87.7%	89.1%	88.8%

\* This is based on patients treated on this contract for their most recent course of treatment. Figures in italics indicate the base number of FP17s or Patient Questionnaire responses are less than 100. N/A is shown where the base number of responses is less than 10 during the period. % is calculated as Quantity/Base number\*100



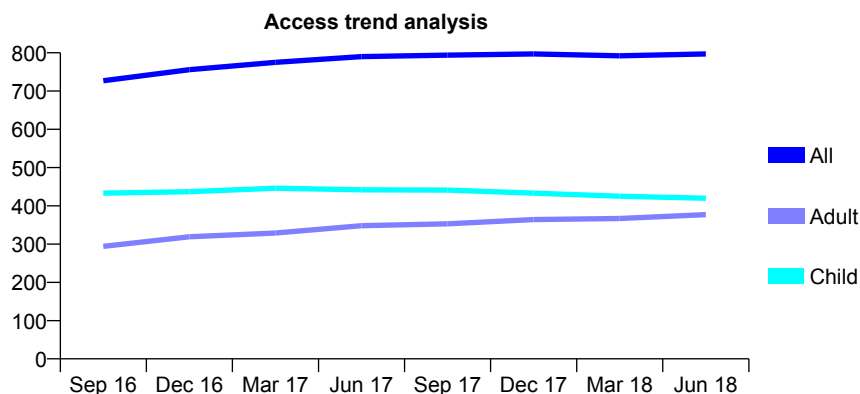
## Q58 - Vital Signs At a Glance Contract Report for 101281/0091 - June 2018

Name or company name	OASIS DENTAL CARE LTD
Contract type name	GDS Contract
Purpose of contract	General
Contract start date	01/04/2006
Contract end date	

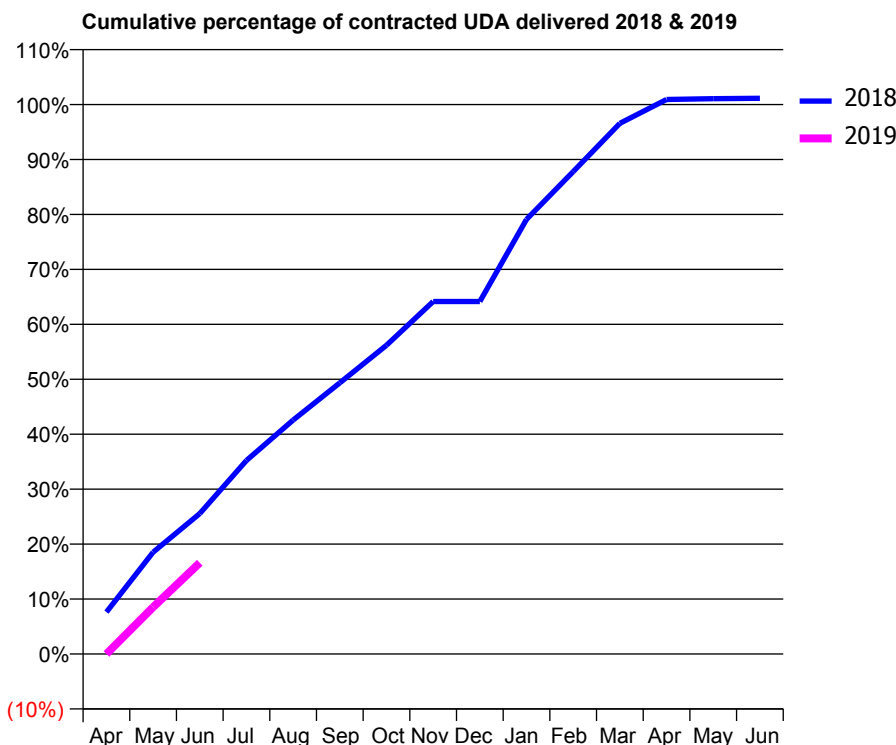
18/19 Contracted general activity (UDA)	1,300
Carry forward general activity (UDA)	0
18/19 Contracted orthodontic activity (UOA)	0
Carry forward orthodontic activity (UOA)	0
Baseline contract value	£34,322.36

### ACCESS\*

Patients seen in 24 months	Total	Change since previous quarter
Quarter ending June 2017	790	
Quarter ending September 2017	794	→
Quarter ending December 2017	797	→
Quarter ending March 2018	792	→
Quarter ending June 2018	797	→
<b>Variance since June 2017</b>	<b>0.9%</b>	<b>→</b>



### ACTIVITY



Adjusted Scheduled Activity (UDA)		
Month	2018	2019
April	99	0
May	241	111
June	332	216
July	458	
August	553	
September	642	
October	731	
November	834	
December	834	
January	1,028	
February	1,141	
March	1,255	
April	1,312	
May	1,314	
June	1,315	

### QUALITY

	Quantity	Base Number	Contract	AT	Region	England
% of FP17s for the same patient ID Re-attending within 3 months - Children	8	125	6.4%	10.6%	11.3%	11.5%
% of FP17s for the same patient ID Re-attending within 3 months - Adults	8	79	10.1%	14.5%	14.9%	15.4%
% of FP17s for the same patient ID Re-attending between 3 & 9 months - Children	64	125	51.2%	58.1%	60.0%	58.9%
% of FP17s for the same patient ID Re-attending between 3 & 9 months - Adults	30	79	38.0%	49.3%	52.6%	51.6%
% of FP17s for Band 1 Urgent Courses	5	165	3.0%	8.9%	7.9%	8.9%
% of FP17s Relating to Free Repair or Replacements	0	165	0.0%	0.7%	0.8%	0.8%
% of FP17s Relating to Continuations	2	165	1.2%	0.8%	0.9%	0.9%
% of Patients satisfied with the dentistry they have received	0	0	N/A	93.6%	93.2%	93.2%
% of Patients satisfied with the time they had to wait for an appointment	0	0	N/A	87.7%	89.1%	88.8%

\* This is based on patients treated on this contract for their most recent course of treatment. Figures in italics indicate the base number of FP17s or Patient Questionnaire responses are less than 100. N/A is shown where the base number of responses is less than 10 during the period. % is calculated as Quantity/Base number\*100

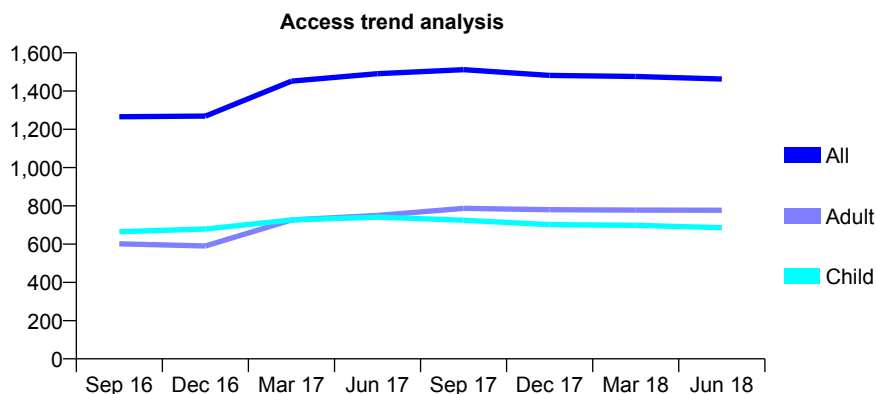
## Q58 - Vital Signs At a Glance Contract Report for 101281/0125 - June 2018

Name or company name	OASIS DENTAL CARE LTD
Contract type name	GDS Contract
Purpose of contract	General
Contract start date	01/04/2006
Contract end date	

18/19 Contracted general activity (UDA)	3,558
Carry forward general activity (UDA)	0
18/19 Contracted orthodontic activity (UOA)	0
Carry forward orthodontic activity (UOA)	0
Baseline contract value	£85,150.50

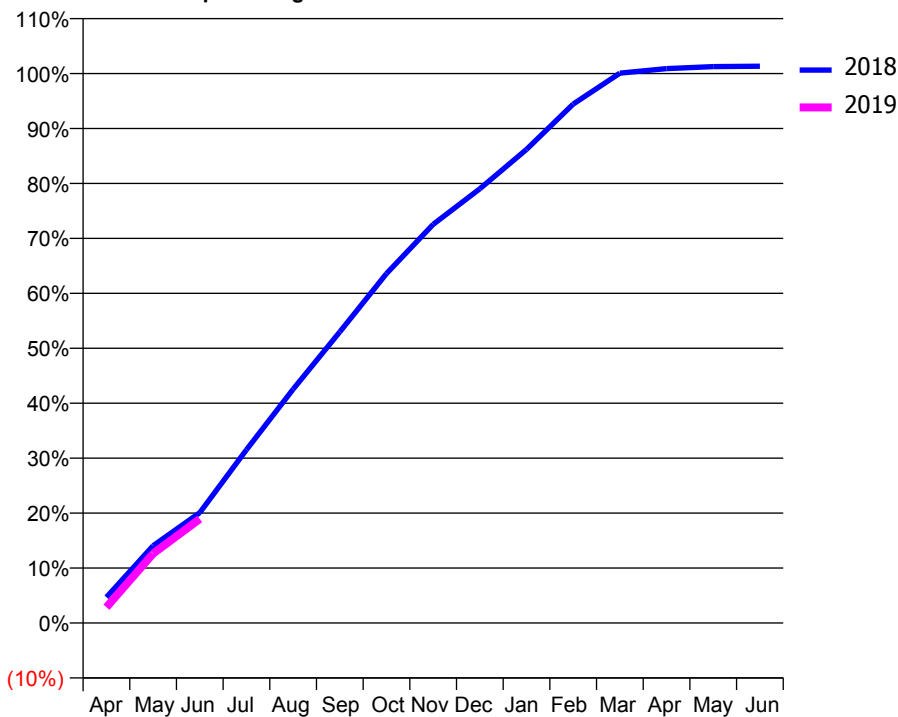
### ACCESS\*

Patients seen in 24 months	Total	Change since previous quarter
Quarter ending June 2017	1,491	
Quarter ending September 2017	1,512	→
Quarter ending December 2017	1,482	↓
Quarter ending March 2018	1,476	→
Quarter ending June 2018	1,463	→
<b>Variance since June 2017</b>	<b>(1.9%)</b>	<b>↓</b>



### ACTIVITY

Cumulative percentage of contracted UDA delivered 2018 & 2019



Adjusted Scheduled Activity (UDA)

Month	2018	2019
April	167	102
May	500	449
June	714	674
July	1,122	
August	1,514	
September	1,885	
October	2,263	
November	2,581	
December	2,812	
January	3,067	
February	3,360	
March	3,560	
April	3,589	
May	3,602	
June	3,605	

### QUALITY

	Quantity	Base Number	Contract	AT	Region	England
% of FP17s for the same patient ID Re-attending within 3 months - Children	13	210	6.2%	10.6%	11.3%	11.5%
% of FP17s for the same patient ID Re-attending within 3 months - Adults	20	179	11.2%	14.5%	14.9%	15.4%
% of FP17s for the same patient ID Re-attending between 3 & 9 months - Children	135	210	64.3%	58.1%	60.0%	58.9%
% of FP17s for the same patient ID Re-attending between 3 & 9 months - Adults	112	179	62.6%	49.3%	52.6%	51.6%
% of FP17s for Band 1 Urgent Courses	13	358	3.6%	8.9%	7.9%	8.9%
% of FP17s Relating to Free Repair or Replacements	1	358	0.3%	0.7%	0.8%	0.8%
% of FP17s Relating to Continuations	5	358	1.4%	0.8%	0.9%	0.9%
% of Patients satisfied with the dentistry they have received	0	0	N/A	93.6%	93.2%	93.2%
% of Patients satisfied with the time they had to wait for an appointment	0	0	N/A	87.7%	89.1%	88.8%

\* This is based on patients treated on this contract for their most recent course of treatment. Figures in italics indicate the base number of FP17s or Patient Questionnaire responses are less than 100. N/A is shown where the base number of responses is less than 10 during the period. % is calculated as Quantity/Base number\*100

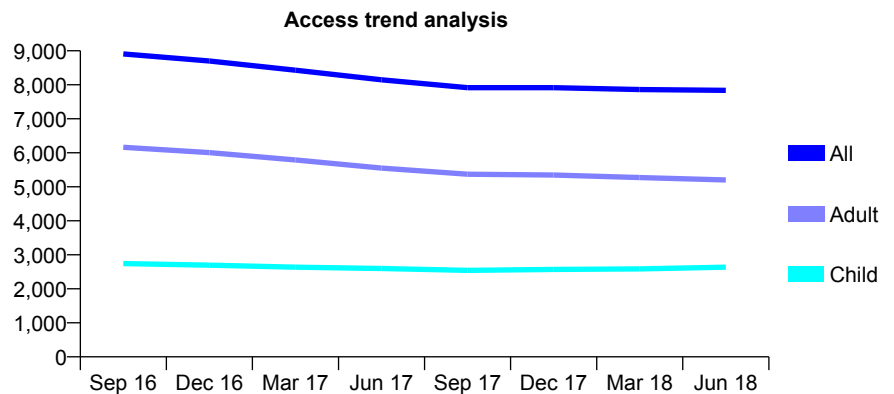
## Q58 - Vital Signs At a Glance Contract Report for 101281/0162 - June 2018

Name or company name	OASIS DENTAL CARE LTD
Contract type name	GDS Contract
Purpose of contract	General
Contract start date	23/10/2006
Contract end date	

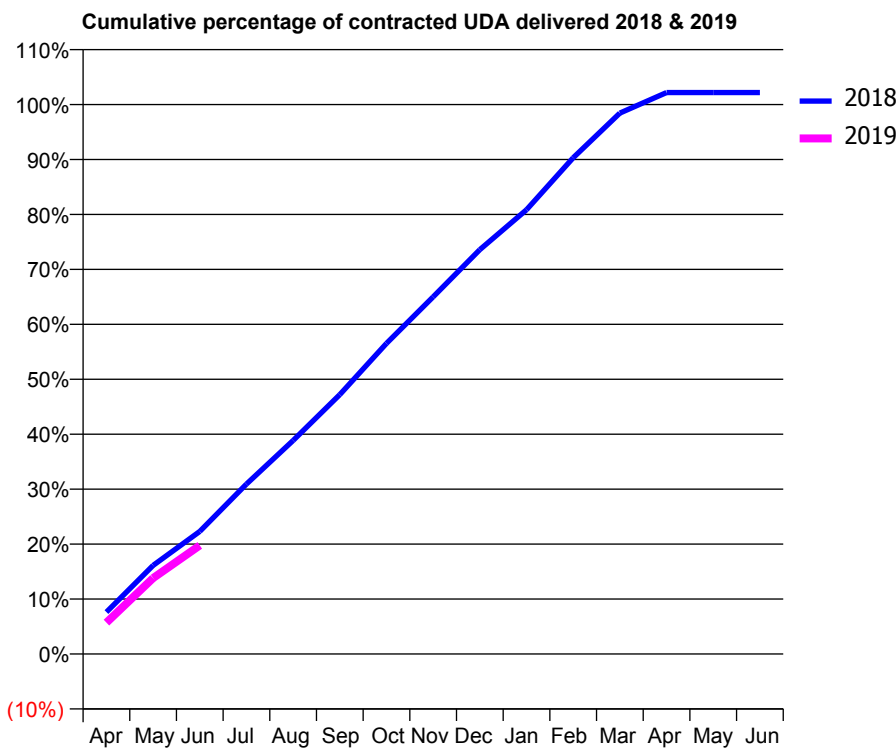
18/19 Contracted general activity (UDA)	26,700
Carry forward general activity (UDA)	0
18/19 Contracted orthodontic activity (UOA)	0
Carry forward orthodontic activity (UOA)	0
Baseline contract value	£677,584.82

### ACCESS\*

Patients seen in 24 months	Total	Change since previous quarter
Quarter ending June 2017	8,148	
Quarter ending September 2017	7,915	↓
Quarter ending December 2017	7,917	→
Quarter ending March 2018	7,862	→
Quarter ending June 2018	7,839	→
<b>Variance since June 2017</b>	<b>(3.8%)</b>	<b>↓</b>



### ACTIVITY



Month	Adjusted Scheduled Activity (UDA)	
	2018	2019
April	2,039	1,525
May	4,307	3,689
June	5,959	5,276
July	8,261	
August	10,376	
September	12,603	
October	15,093	
November	17,353	
December	19,650	
January	21,586	
February	24,111	
March	26,286	
April	27,280	
May	27,280	
June	27,280	

### QUALITY

	Quantity	Base Number	Contract	AT	Region	England
% of FP17s for the same patient ID Re-attending within 3 months - Children	87	990	8.8%	10.6%	11.3%	11.5%
% of FP17s for the same patient ID Re-attending within 3 months - Adults	445	1,931	23.0%	14.5%	14.9%	15.4%
% of FP17s for the same patient ID Re-attending between 3 & 9 months - Children	601	990	60.7%	58.1%	60.0%	58.9%
% of FP17s for the same patient ID Re-attending between 3 & 9 months - Adults	999	1,931	51.7%	49.3%	52.6%	51.6%
% of FP17s for Band 1 Urgent Courses	308	2,516	12.2%	8.9%	7.9%	8.9%
% of FP17s Relating to Free Repair or Replacements	111	2,516	4.4%	0.7%	0.8%	0.8%
% of FP17s Relating to Continuations	41	2,516	1.6%	0.8%	0.9%	0.9%
% of Patients satisfied with the dentistry they have received	1	1	N/A	93.6%	93.2%	93.2%
% of Patients satisfied with the time they had to wait for an appointment	0	1	N/A	87.7%	89.1%	88.8%

\* This is based on patients treated on this contract for their most recent course of treatment. Figures in italics indicate the base number of FP17s or Patient Questionnaire responses are less than 100. N/A is shown where the base number of responses is less than 10 during the period. % is calculated as Quantity/Base number\*100

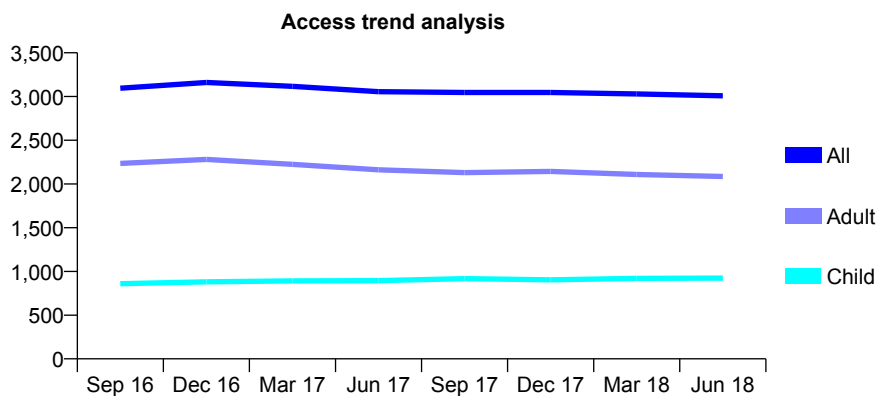
## Q58 - Vital Signs At a Glance Contract Report for 101281/0192 - June 2018

Name or company name	OASIS DENTAL CARE LTD
Contract type name	GDS Contract
Purpose of contract	General
Contract start date	01/11/2008
Contract end date	

18/19 Contracted general activity (UDA)	9,273
Carry forward general activity (UDA)	0
18/19 Contracted orthodontic activity (UOA)	0
Carry forward orthodontic activity (UOA)	0
Baseline contract value	£244,824.07

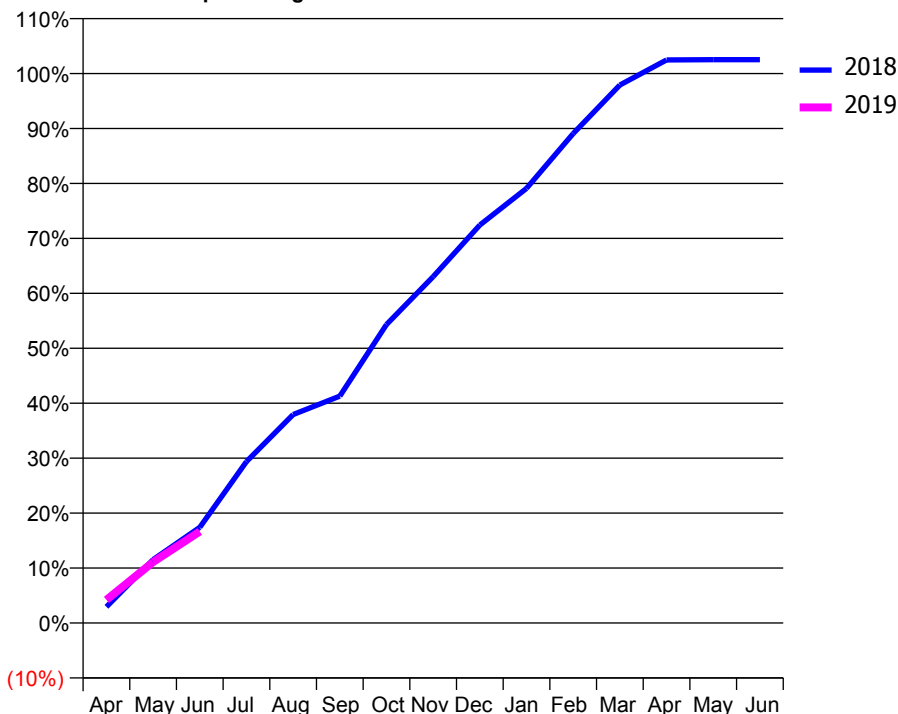
### ACCESS\*

Patients seen in 24 months	Total	Change since previous quarter
Quarter ending June 2017	3,056	
Quarter ending September 2017	3,047	→
Quarter ending December 2017	3,047	→
Quarter ending March 2018	3,029	→
Quarter ending June 2018	3,008	→
<b>Variance since June 2017</b>	<b>(1.6%)</b>	<b>↓</b>



### ACTIVITY

Cumulative percentage of contracted UDA delivered 2018 & 2019



Month	Adjusted Scheduled Activity (UDA)	
	2018	2019
April	273	390
May	1,071	1,030
June	1,615	1,545
July	2,725	
August	3,518	
September	3,829	
October	5,038	
November	5,844	
December	6,715	
January	7,334	
February	8,260	
March	9,078	
April	9,502	
May	9,507	
June	9,507	

### QUALITY

	Quantity	Base Number	Contract	AT	Region	England
% of FP17s for the same patient ID Re-attending within 3 months - Children	19	318	6.0%	10.6%	11.3%	11.5%
% of FP17s for the same patient ID Re-attending within 3 months - Adults	76	523	14.5%	14.5%	14.9%	15.4%
% of FP17s for the same patient ID Re-attending between 3 & 9 months - Children	178	318	56.0%	58.1%	60.0%	58.9%
% of FP17s for the same patient ID Re-attending between 3 & 9 months - Adults	205	523	39.2%	49.3%	52.6%	51.6%
% of FP17s for Band 1 Urgent Courses	80	699	11.4%	8.9%	7.9%	8.9%
% of FP17s Relating to Free Repair or Replacements	0	699	0.0%	0.7%	0.8%	0.8%
% of FP17s Relating to Continuations	0	699	0.0%	0.8%	0.9%	0.9%
% of Patients satisfied with the dentistry they have received	2	2	N/A	93.6%	93.2%	93.2%
% of Patients satisfied with the time they had to wait for an appointment	2	2	N/A	87.7%	89.1%	88.8%

\* This is based on patients treated on this contract for their most recent course of treatment. Figures in italics indicate the base number of FP17s or Patient Questionnaire responses are less than 100. N/A is shown where the base number of responses is less than 10 during the period. % is calculated as Quantity/Base number\*100

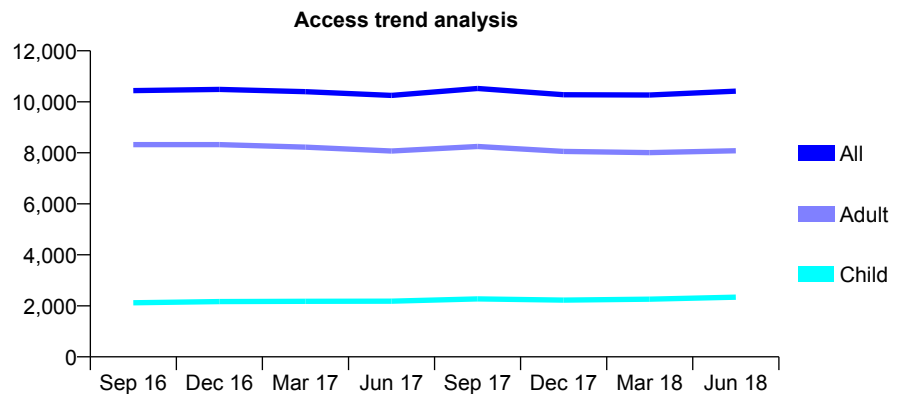
## Q58 - Vital Signs At a Glance Contract Report for 101281/0229 - June 2018

Name or company name	OASIS DENTAL CARE LTD
Contract type name	PDS Contract
Purpose of contract	General
Contract start date	13/12/2010
Contract end date	30/09/2020

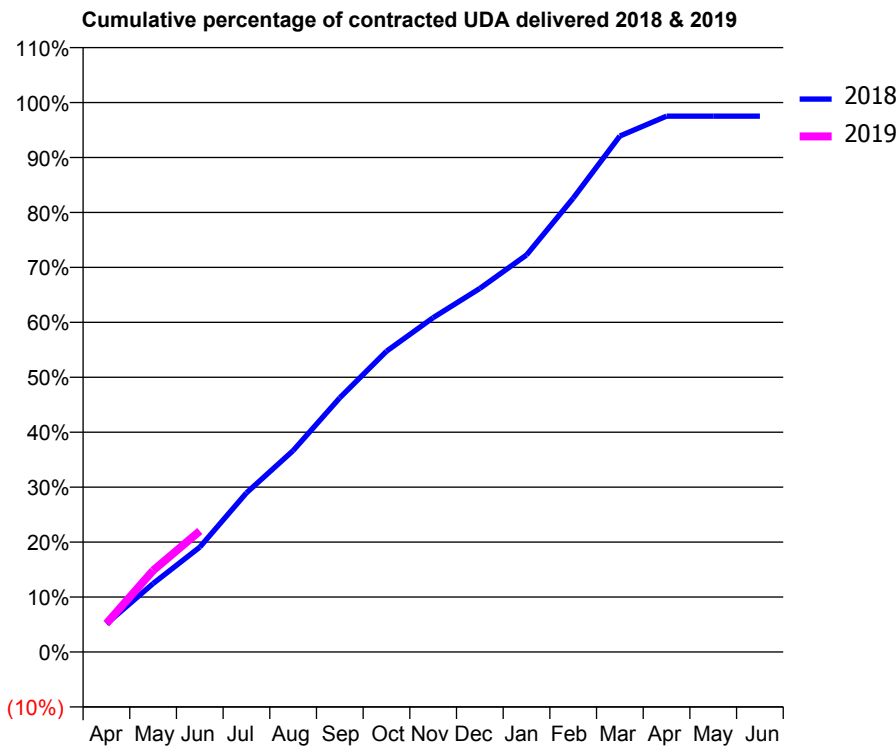
18/19 Contracted general activity (UDA)	28,900
Carry forward general activity (UDA)	0
18/19 Contracted orthodontic activity (UOA)	0
Carry forward orthodontic activity (UOA)	0
Baseline contract value	£788,832.94

### ACCESS\*

Patients seen in 24 months	Total	Change since previous quarter
Quarter ending June 2017	10,253	
Quarter ending September 2017	10,522	↑
Quarter ending December 2017	10,277	↓
Quarter ending March 2018	10,269	→
Quarter ending June 2018	10,417	→
<b>Variance since June 2017</b>	<b>1.6%</b>	<b>→</b>



### ACTIVITY



Month	Adjusted Scheduled Activity (UDA)	
	2018	2019
April	1,482	1,499
May	3,605	4,291
June	5,513	6,365
July	8,373	
August	10,594	
September	13,372	
October	15,816	
November	17,585	
December	19,124	
January	20,884	
February	23,873	
March	27,135	
April	28,179	
May	28,186	
June	28,186	

### QUALITY

	Quantity	Base Number	Contract	AT	Region	England
% of FP17s for the same patient ID Re-attending within 3 months - Children	121	833	14.5%	10.6%	11.3%	11.5%
% of FP17s for the same patient ID Re-attending within 3 months - Adults	548	2,481	22.1%	14.5%	14.9%	15.4%
% of FP17s for the same patient ID Re-attending between 3 & 9 months - Children	326	833	39.1%	58.1%	60.0%	58.9%
% of FP17s for the same patient ID Re-attending between 3 & 9 months - Adults	702	2,481	28.3%	49.3%	52.6%	51.6%
% of FP17s for Band 1 Urgent Courses	839	2,827	29.7%	8.9%	7.9%	8.9%
% of FP17s Relating to Free Repair or Replacements	39	2,827	1.4%	0.7%	0.8%	0.8%
% of FP17s Relating to Continuations	65	2,827	2.3%	0.8%	0.9%	0.9%
% of Patients satisfied with the dentistry they have received	14	14	100.0%	93.6%	93.2%	93.2%
% of Patients satisfied with the time they had to wait for an appointment	12	14	85.7%	87.7%	89.1%	88.8%

\* This is based on patients treated on this contract for their most recent course of treatment. Figures in italics indicate the base number of FP17s or Patient Questionnaire responses are less than 100. N/A is shown where the base number of responses is less than 10 during the period. % is calculated as Quantity/Base number\*100

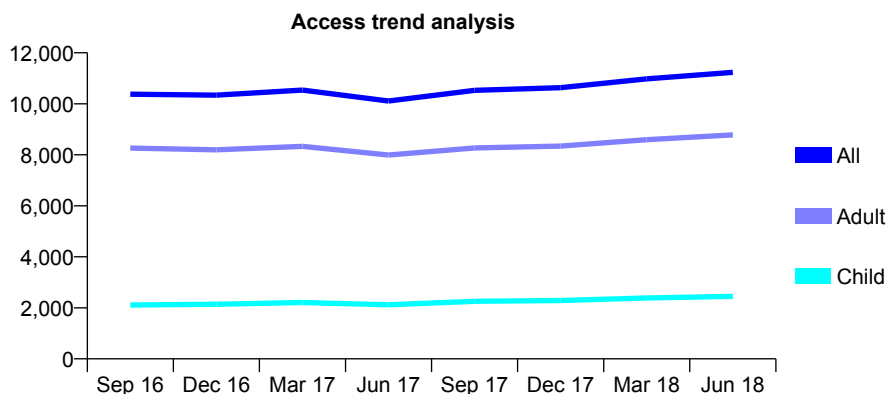
## Q58 - Vital Signs At a Glance Contract Report for 101281/0234 - June 2018

Name or company name	OASIS DENTAL CARE LTD
Contract type name	PDS Contract
Purpose of contract	General
Contract start date	30/03/2011
Contract end date	30/09/2020

18/19 Contracted general activity (UDA)	26,363
Carry forward general activity (UDA)	0
18/19 Contracted orthodontic activity (UOA)	0
Carry forward orthodontic activity (UOA)	0
Baseline contract value	£719,552.01

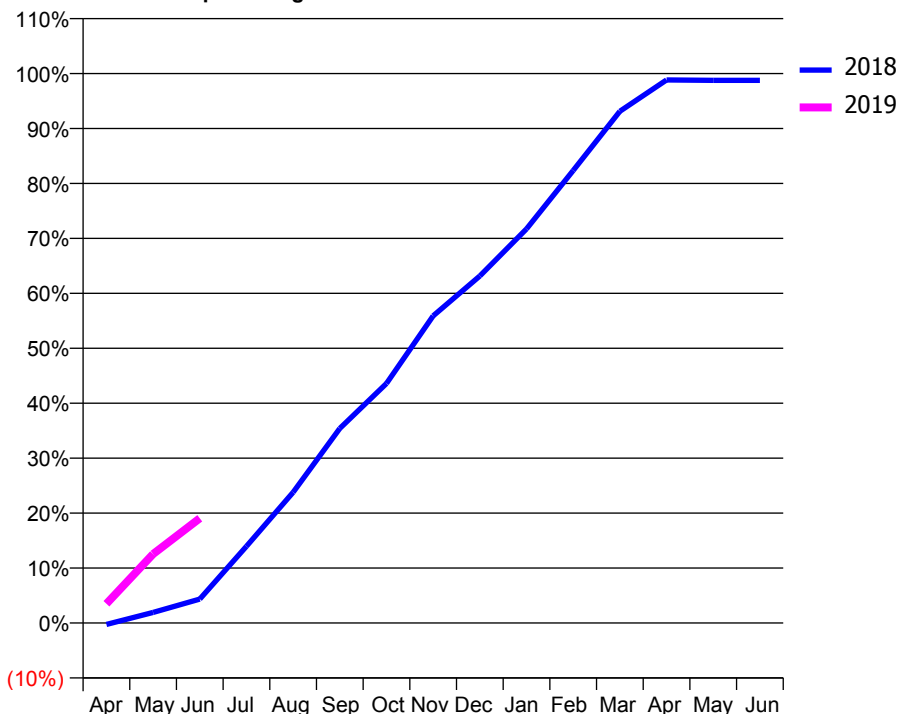
### ACCESS\*

Patients seen in 24 months	Total	Change since previous quarter
Quarter ending June 2017	10,111	
Quarter ending September 2017	10,527	↑
Quarter ending December 2017	10,635	→
Quarter ending March 2018	10,979	↑
Quarter ending June 2018	11,232	↑
<b>Variance since June 2017</b>	<b>11.1%</b>	<b>↑</b>



### ACTIVITY

Cumulative percentage of contracted UDA delivered 2018 & 2019



Month	Adjusted Scheduled Activity (UDA)	
	2018	2019
April	-75	925
May	510	3,308
June	1,148	5,028
July	3,679	
August	6,276	
September	9,338	
October	11,496	
November	14,738	
December	16,650	
January	18,907	
February	21,710	
March	24,551	
April	26,056	
May	26,037	
June	26,037	

### QUALITY

	Quantity	Base Number	Contract	AT	Region	England
% of FP17s for the same patient ID Re-attending within 3 months - Children	89	780	11.4%	10.6%	11.3%	11.5%
% of FP17s for the same patient ID Re-attending within 3 months - Adults	405	2,345	17.3%	14.5%	14.9%	15.4%
% of FP17s for the same patient ID Re-attending between 3 & 9 months - Children	323	780	41.4%	58.1%	60.0%	58.9%
% of FP17s for the same patient ID Re-attending between 3 & 9 months - Adults	554	2,345	23.6%	49.3%	52.6%	51.6%
% of FP17s for Band 1 Urgent Courses	1,183	2,578	45.9%	8.9%	7.9%	8.9%
% of FP17s Relating to Free Repair or Replacements	12	2,578	0.5%	0.7%	0.8%	0.8%
% of FP17s Relating to Continuations	33	2,578	1.3%	0.8%	0.9%	0.9%
% of Patients satisfied with the dentistry they have received	10	10	100.0%	93.6%	93.2%	93.2%
% of Patients satisfied with the time they had to wait for an appointment	9	10	90.0%	87.7%	89.1%	88.8%

\* This is based on patients treated on this contract for their most recent course of treatment. Figures in italics indicate the base number of FP17s or Patient Questionnaire responses are less than 100. N/A is shown where the base number of responses is less than 10 during the period. % is calculated as Quantity/Base number\*100

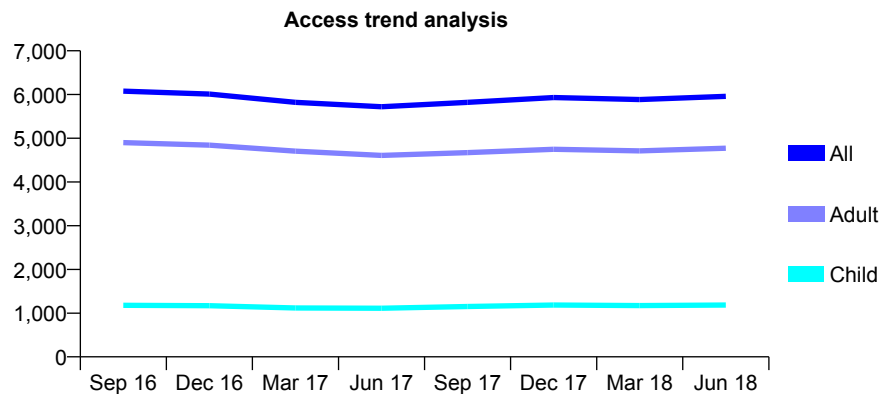
## Q58 - Vital Signs At a Glance Contract Report for 101281/0236 - June 2018

Name or company name	OASIS DENTAL CARE LTD
Contract type name	PDS Contract
Purpose of contract	General
Contract start date	16/05/2011
Contract end date	30/09/2020

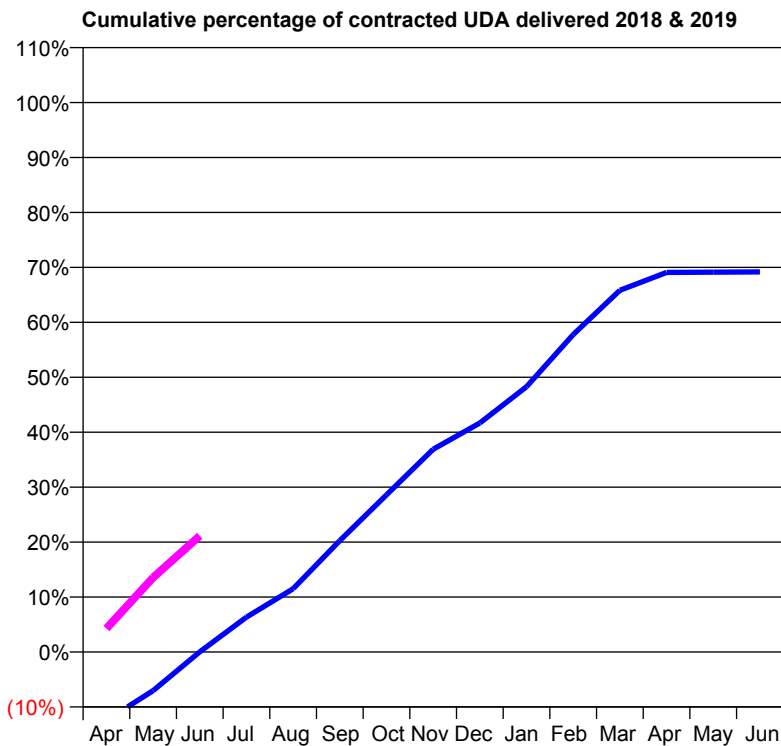
18/19 Contracted general activity (UDA)	21,600
Carry forward general activity (UDA)	0
18/19 Contracted orthodontic activity (UOA)	0
Carry forward orthodontic activity (UOA)	0
Baseline contract value	£589,577.59

### ACCESS\*

Patients seen in 24 months	Total	Change since previous quarter
Quarter ending June 2017	5,720	
Quarter ending September 2017	5,821	→
Quarter ending December 2017	5,932	→
Quarter ending March 2018	5,885	→
Quarter ending June 2018	5,957	→
<b>Variance since June 2017</b>	<b>4.1%</b>	<b>↑</b>



### ACTIVITY



Month	Adjusted Scheduled Activity (UDA)	
	2018	2019
April	-2,689	925
May	-1,525	2,926
June	9	4,567
July	1,369	
August	2,485	
September	4,381	
October	6,176	
November	7,968	
December	9,003	
January	10,429	
February	12,476	
March	14,220	
April	14,918	
May	14,933	
June	14,939	

### QUALITY

	Quantity	Base Number	Contract	AT	Region	England
% of FP17s for the same patient ID Re-attending within 3 months - Children	56	471	11.9%	10.6%	11.3%	11.5%
% of FP17s for the same patient ID Re-attending within 3 months - Adults	325	1,712	19.0%	14.5%	14.9%	15.4%
% of FP17s for the same patient ID Re-attending between 3 & 9 months - Children	236	471	50.1%	58.1%	60.0%	58.9%
% of FP17s for the same patient ID Re-attending between 3 & 9 months - Adults	756	1,712	44.2%	49.3%	52.6%	51.6%
% of FP17s for Band 1 Urgent Courses	293	1,860	15.8%	8.9%	7.9%	8.9%
% of FP17s Relating to Free Repair or Replacements	25	1,860	1.3%	0.7%	0.8%	0.8%
% of FP17s Relating to Continuations	37	1,860	2.0%	0.8%	0.9%	0.9%
% of Patients satisfied with the dentistry they have received	3	3	N/A	93.6%	93.2%	93.2%
% of Patients satisfied with the time they had to wait for an appointment	2	3	N/A	87.7%	89.1%	88.8%

\* This is based on patients treated on this contract for their most recent course of treatment. Figures in italics indicate the base number of FP17s or Patient Questionnaire responses are less than 100. N/A is shown where the base number of responses is less than 10 during the period. % is calculated as Quantity/Base number\*100

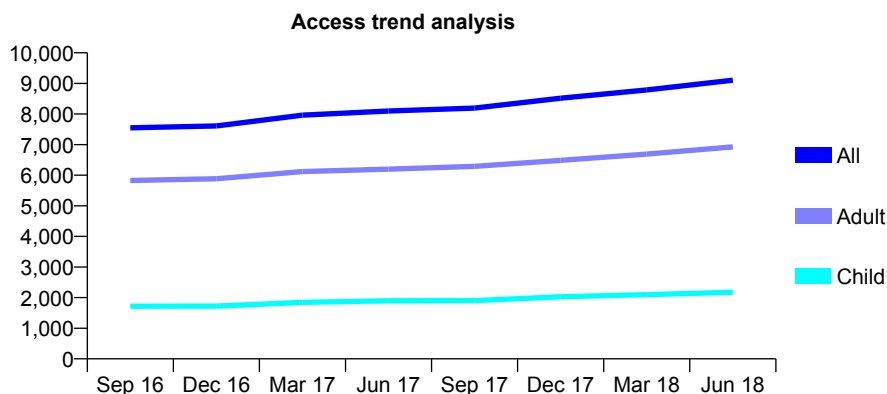
## Q58 - Vital Signs At a Glance Contract Report for 101281/0238 - June 2018

Name or company name	OASIS DENTAL CARE LTD
Contract type name	PDS Contract
Purpose of contract	General
Contract start date	24/11/2011
Contract end date	30/09/2020

18/19 Contracted general activity (UDA)	23,250
Carry forward general activity (UDA)	0
18/19 Contracted orthodontic activity (UOA)	0
Carry forward orthodontic activity (UOA)	0
Baseline contract value	£634,585.77

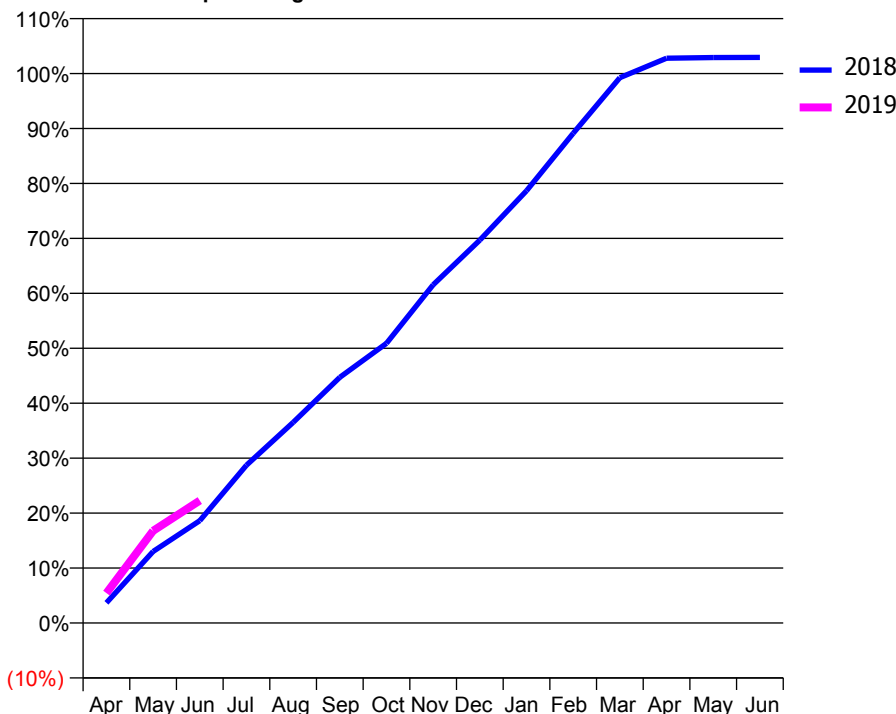
### ACCESS\*

Patients seen in 24 months	Total	Change since previous quarter
Quarter ending June 2017	8,098	
Quarter ending September 2017	8,192	→
Quarter ending December 2017	8,517	↑
Quarter ending March 2018	8,786	↑
Quarter ending June 2018	9,103	↑
<b>Variance since June 2017</b>	<b>12.4%</b>	<b>↑</b>



### ACTIVITY

Cumulative percentage of contracted UDA delivered 2018 & 2019



Month	Adjusted Scheduled Activity (UDA)	
	2018	2019
April	857	1,264
May	3,028	3,901
June	4,328	5,183
July	6,675	
August	8,491	
September	10,397	
October	11,835	
November	14,313	
December	16,199	
January	18,287	
February	20,721	
March	23,072	
April	23,895	
May	23,926	
June	23,929	

### QUALITY

	Quantity	Base Number	Contract	AT	Region	England
% of FP17s for the same patient ID Re-attending within 3 months - Children	73	740	9.9%	10.6%	11.3%	11.5%
% of FP17s for the same patient ID Re-attending within 3 months - Adults	393	2,149	18.3%	14.5%	14.9%	15.4%
% of FP17s for the same patient ID Re-attending between 3 & 9 months - Children	365	740	49.3%	58.1%	60.0%	58.9%
% of FP17s for the same patient ID Re-attending between 3 & 9 months - Adults	859	2,149	40.0%	49.3%	52.6%	51.6%
% of FP17s for Band 1 Urgent Courses	536	2,473	21.7%	8.9%	7.9%	8.9%
% of FP17s Relating to Free Repair or Replacements	22	2,473	0.9%	0.7%	0.8%	0.8%
% of FP17s Relating to Continuations	22	2,473	0.9%	0.8%	0.9%	0.9%
% of Patients satisfied with the dentistry they have received	11	12	91.7%	93.6%	93.2%	93.2%
% of Patients satisfied with the time they had to wait for an appointment	10	12	83.3%	87.7%	89.1%	88.8%

\* This is based on patients treated on this contract for their most recent course of treatment. Figures in italics indicate the base number of FP17s or Patient Questionnaire responses are less than 100. N/A is shown where the base number of responses is less than 10 during the period. % is calculated as Quantity/Base number\*100



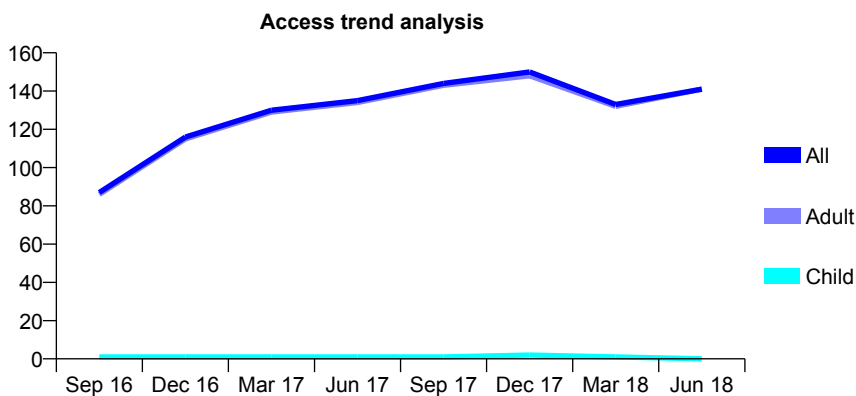
## Q58 - Vital Signs At a Glance Contract Report for 101281/0255 - June 2018

Name or company name	OASIS DENTAL CARE LTD
Contract type name	PDS Contract
Purpose of contract	General
Contract start date	01/01/2014
Contract end date	31/03/2020

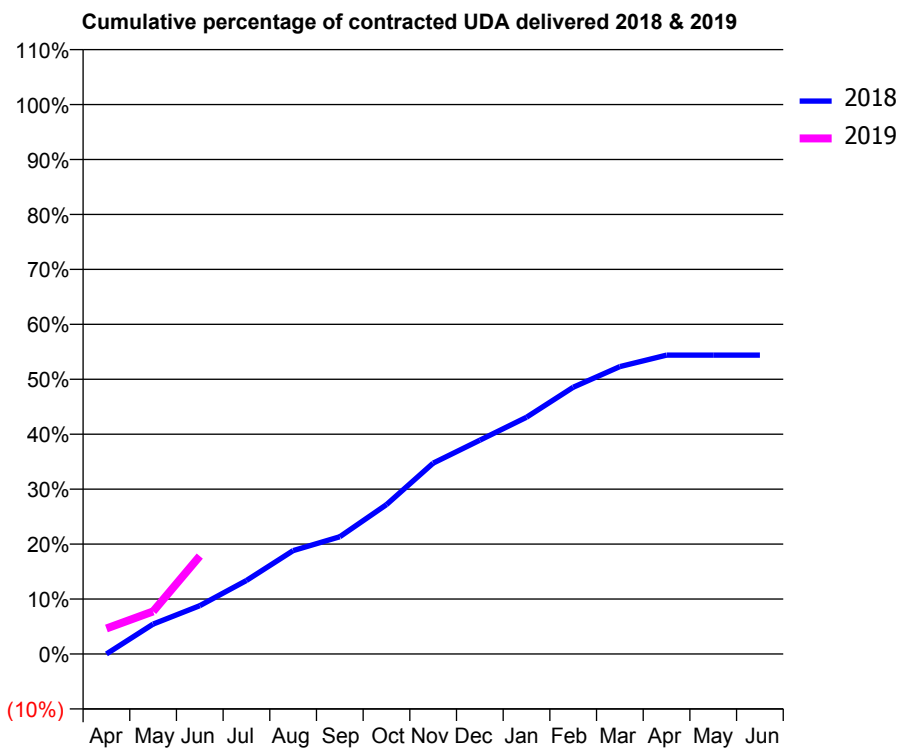
18/19 Contracted general activity (UDA)	387
Carry forward general activity (UDA)	0
18/19 Contracted orthodontic activity (UOA)	0
Carry forward orthodontic activity (UOA)	0
Baseline contract value	£4,801.02

### ACCESS\*

Patients seen in 24 months	Total	Change since previous quarter
Quarter ending June 2017	135	
Quarter ending September 2017	144	↑
Quarter ending December 2017	150	↑
Quarter ending March 2018	133	↓
Quarter ending June 2018	141	↑
<b>Variance since June 2017</b>	<b>4.4%</b>	<b>↑</b>



### ACTIVITY



Month	Adjusted Scheduled Activity (UDA)	
	2018	2019
April	0	18
May	39	30
June	63	69
July	96	
August	135	
September	153	
October	195	
November	249	
December	279	
January	309	
February	348	
March	375	
April	390	
May	390	
June	390	

### QUALITY

	Quantity	Base Number	Contract	AT	Region	England
% of FP17s for the same patient ID Re-attending within 3 months - Children	0	0	N/A	10.6%	11.3%	11.5%
% of FP17s for the same patient ID Re-attending within 3 months - Adults	0	28	0.0%	14.5%	14.9%	15.4%
% of FP17s for the same patient ID Re-attending between 3 & 9 months - Children	0	0	N/A	58.1%	60.0%	58.9%
% of FP17s for the same patient ID Re-attending between 3 & 9 months - Adults	0	28	0.0%	49.3%	52.6%	51.6%
% of FP17s for Band 1 Urgent Courses	0	23	0.0%	8.9%	7.9%	8.9%
% of FP17s Relating to Free Repair or Replacements	0	23	0.0%	0.7%	0.8%	0.8%
% of FP17s Relating to Continuations	0	23	0.0%	0.8%	0.9%	0.9%
% of Patients satisfied with the dentistry they have received	0	0	N/A	93.6%	93.2%	93.2%
% of Patients satisfied with the time they had to wait for an appointment	0	0	N/A	87.7%	89.1%	88.8%

\* This is based on patients treated on this contract for their most recent course of treatment. Figures in italics indicate the base number of FP17s or Patient Questionnaire responses are less than 100. N/A is shown where the base number of responses is less than 10 during the period. % is calculated as Quantity/Base number\*100

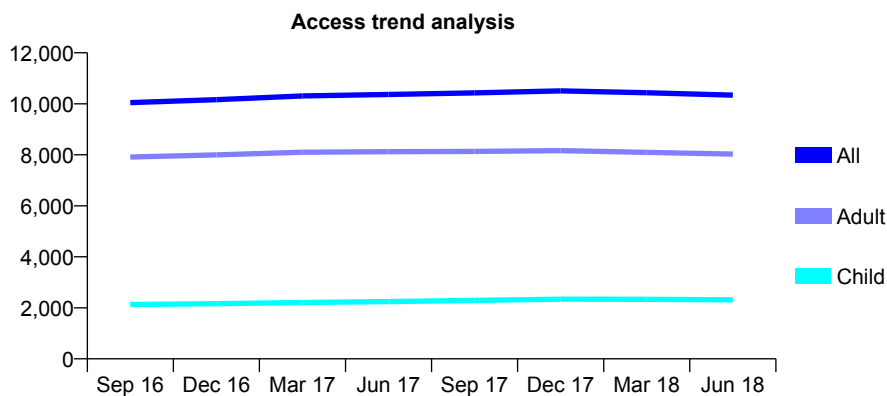
## Q58 - Vital Signs At a Glance Contract Report for 101338/0048 - June 2018

Name or company name	Whitecross Dental Care Limited
Contract type name	Pilot Contract
Purpose of contract	General
Contract start date	01/04/2007
Contract end date	

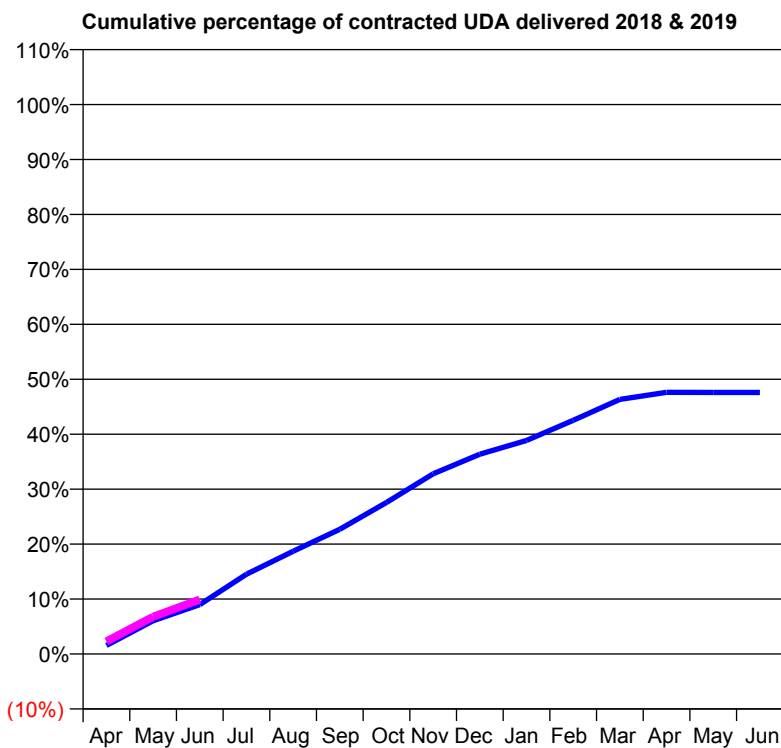
18/19 Contracted general activity (UDA)	41,400
Carry forward general activity (UDA)	0
18/19 Contracted orthodontic activity (UOA)	0
Carry forward orthodontic activity (UOA)	0
Baseline contract value	£1,148,069.06

### ACCESS\*

Patients seen in 24 months	Total	Change since previous quarter
Quarter ending June 2017	10,368	
Quarter ending September 2017	10,427	→
Quarter ending December 2017	10,505	→
Quarter ending March 2018	10,435	→
Quarter ending June 2018	10,339	→
<b>Variance since June 2017</b>	<b>(0.3%)</b>	→



### ACTIVITY



Month	Adjusted Scheduled Activity (UDA)	
	2018	2019
April	650	946
May	2,502	2,811
June	3,718	4,108
July	6,013	
August	7,739	
September	9,400	
October	11,414	
November	13,574	
December	15,055	
January	16,091	
February	17,611	
March	19,187	
April	19,721	
May	19,710	
June	19,710	

### QUALITY

	Quantity	Base Number	Contract	AT	Region	England
% of FP17s for the same patient ID Re-attending within 3 months - Children	9	463	1.9%	10.6%	11.3%	11.5%
% of FP17s for the same patient ID Re-attending within 3 months - Adults	92	1,717	5.4%	14.5%	14.9%	15.4%
% of FP17s for the same patient ID Re-attending between 3 & 9 months - Children	145	463	31.3%	58.1%	60.0%	58.9%
% of FP17s for the same patient ID Re-attending between 3 & 9 months - Adults	485	1,717	28.2%	49.3%	52.6%	51.6%
% of FP17s for Band 1 Urgent Courses	115	1,930	6.0%	8.9%	7.9%	8.9%
% of FP17s Relating to Free Repair or Replacements	8	1,930	0.4%	0.7%	0.8%	0.8%
% of FP17s Relating to Continuations	6	1,930	0.3%	0.8%	0.9%	0.9%
% of Patients satisfied with the dentistry they have received	2	2	N/A	93.6%	93.2%	93.2%
% of Patients satisfied with the time they had to wait for an appointment	1	2	N/A	87.7%	89.1%	88.8%

\* This is based on patients treated on this contract for their most recent course of treatment. Figures in italics indicate the base number of FP17s or Patient Questionnaire responses are less than 100. N/A is shown where the base number of responses is less than 10 during the period. % is calculated as Quantity/Base number\*100

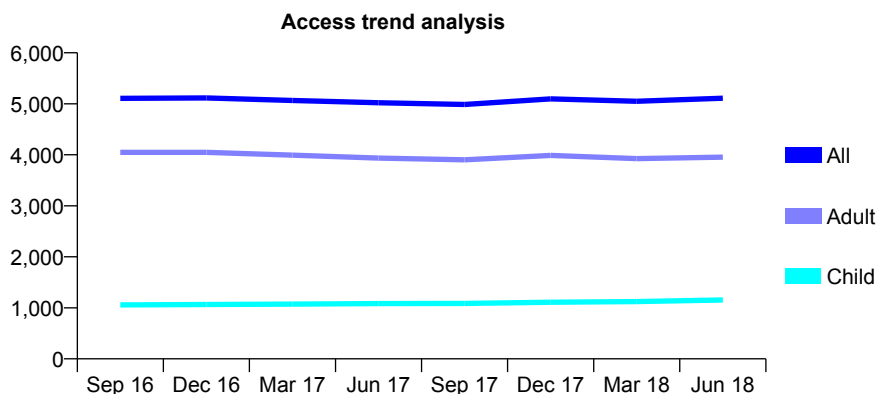
## Q58 - Vital Signs At a Glance Contract Report for 101338/0065 - June 2018

Name or company name	Whitecross Dental Care Limited
Contract type name	GDS Contract
Purpose of contract	General
Contract start date	01/06/2008
Contract end date	

18/19 Contracted general activity (UDA)	13,500
Carry forward general activity (UDA)	0
18/19 Contracted orthodontic activity (UOA)	0
Carry forward orthodontic activity (UOA)	0
Baseline contract value	£320,339.09

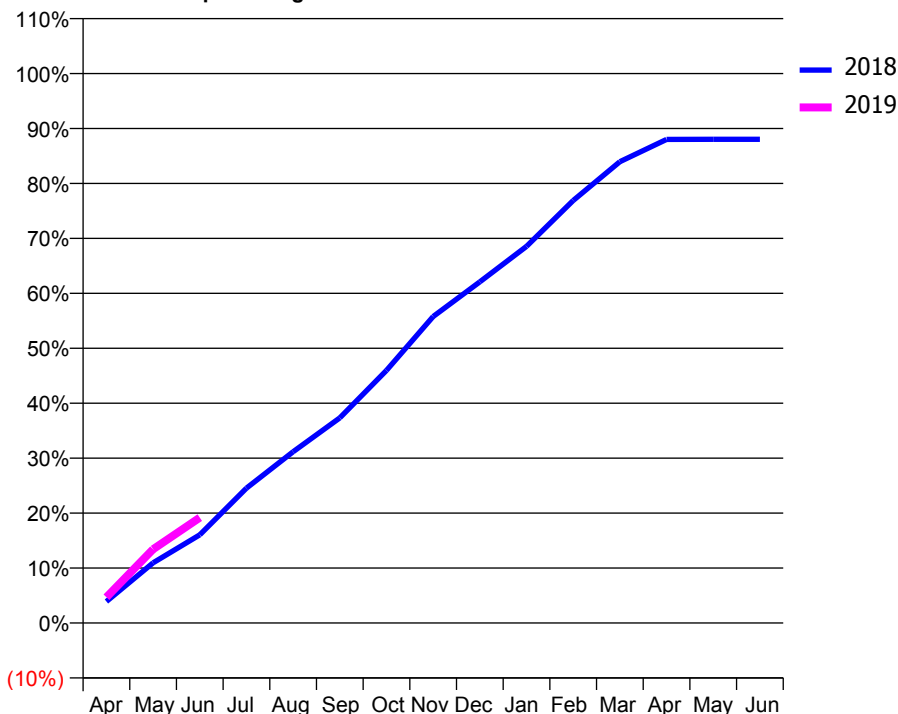
### ACCESS\*

Patients seen in 24 months	Total	Change since previous quarter
Quarter ending June 2017	5,020	
Quarter ending September 2017	4,987	→
Quarter ending December 2017	5,097	↑
Quarter ending March 2018	5,049	→
Quarter ending June 2018	5,109	→
<b>Variance since June 2017</b>	<b>1.8%</b>	<b>→</b>



### ACTIVITY

Cumulative percentage of contracted UDA delivered 2018 & 2019



Adjusted Scheduled Activity (UDA)

Month	2018	2019
April	529	634
May	1,478	1,812
June	2,167	2,589
July	3,314	
August	4,209	
September	5,040	
October	6,205	
November	7,529	
December	8,383	
January	9,253	
February	10,380	
March	11,334	
April	11,879	
May	11,883	
June	11,884	

### QUALITY

	Quantity	Base Number	Contract	AT	Region	England
% of FP17s for the same patient ID Re-attending within 3 months - Children	19	352	5.4%	10.6%	11.3%	11.5%
% of FP17s for the same patient ID Re-attending within 3 months - Adults	121	1,079	11.2%	14.5%	14.9%	15.4%
% of FP17s for the same patient ID Re-attending between 3 & 9 months - Children	166	352	47.2%	58.1%	60.0%	58.9%
% of FP17s for the same patient ID Re-attending between 3 & 9 months - Adults	437	1,079	40.5%	49.3%	52.6%	51.6%
% of FP17s for Band 1 Urgent Courses	102	1,227	8.3%	8.9%	7.9%	8.9%
% of FP17s Relating to Free Repair or Replacements	3	1,227	0.2%	0.7%	0.8%	0.8%
% of FP17s Relating to Continuations	18	1,227	1.5%	0.8%	0.9%	0.9%
% of Patients satisfied with the dentistry they have received	3	3	N/A	93.6%	93.2%	93.2%
% of Patients satisfied with the time they had to wait for an appointment	2	3	N/A	87.7%	89.1%	88.8%

\* This is based on patients treated on this contract for their most recent course of treatment. Figures in italics indicate the base number of FP17s or Patient Questionnaire responses are less than 100. N/A is shown where the base number of responses is less than 10 during the period. % is calculated as Quantity/Base number\*100

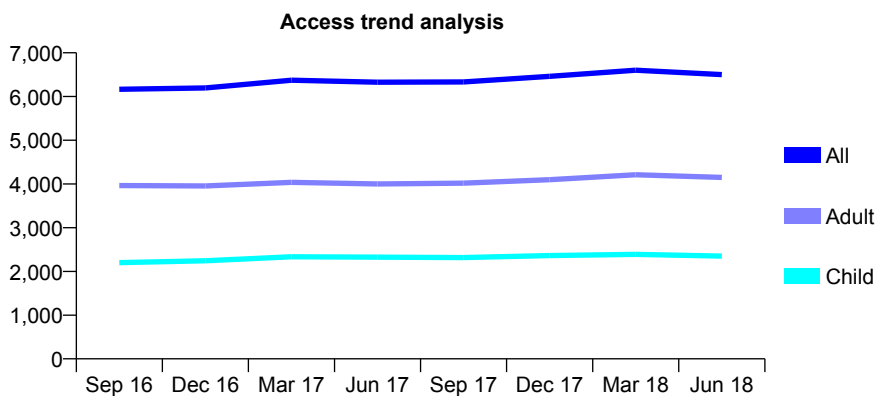
## Q58 - Vital Signs At a Glance Contract Report for 101362/0001 - June 2018

Name or company name	Rodericks Dental Limited
Contract type name	Pilot Contract
Purpose of contract	General
Contract start date	01/04/2006
Contract end date	

18/19 Contracted general activity (UDA)	18,000
Carry forward general activity (UDA)	0
18/19 Contracted orthodontic activity (UOA)	0
Carry forward orthodontic activity (UOA)	0
Baseline contract value	£610,183.47

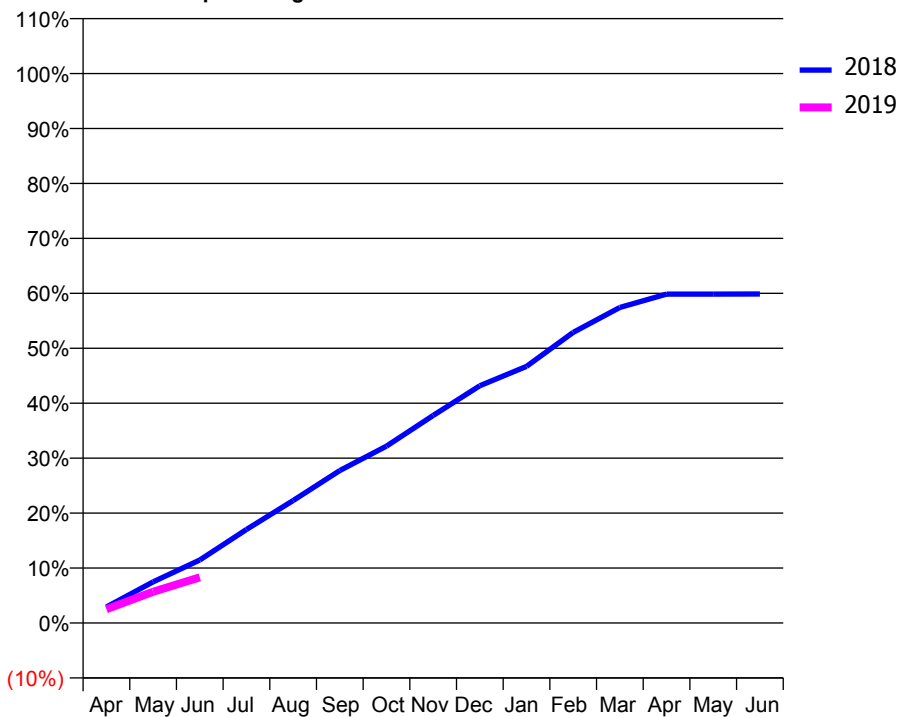
### ACCESS\*

Patients seen in 24 months	Total	Change since previous quarter
Quarter ending June 2017	6,328	
Quarter ending September 2017	6,335	→
Quarter ending December 2017	6,461	→
Quarter ending March 2018	6,601	↑
Quarter ending June 2018	6,502	↓
<b>Variance since June 2017</b>	<b>2.7%</b>	<b>↑</b>



### ACTIVITY

Cumulative percentage of contracted UDA delivered 2018 & 2019



Adjusted Scheduled Activity (UDA)

Month	2018	2019
April	527	452
May	1,349	1,026
June	2,066	1,498
July	3,063	
August	4,011	
September	4,995	
October	5,794	
November	6,799	
December	7,771	
January	8,406	
February	9,519	
March	10,339	
April	10,775	
May	10,775	
June	10,778	

### QUALITY

	Quantity	Base Number	Contract	AT	Region	England
% of FP17s for the same patient ID Re-attending within 3 months - Children	19	586	3.2%	10.6%	11.3%	11.5%
% of FP17s for the same patient ID Re-attending within 3 months - Adults	54	841	6.4%	14.5%	14.9%	15.4%
% of FP17s for the same patient ID Re-attending between 3 & 9 months - Children	371	586	63.3%	58.1%	60.0%	58.9%
% of FP17s for the same patient ID Re-attending between 3 & 9 months - Adults	414	841	49.2%	49.3%	52.6%	51.6%
% of FP17s for Band 1 Urgent Courses	110	1,064	10.3%	8.9%	7.9%	8.9%
% of FP17s Relating to Free Repair or Replacements	1	1,064	0.1%	0.7%	0.8%	0.8%
% of FP17s Relating to Continuations	0	1,064	0.0%	0.8%	0.9%	0.9%
% of Patients satisfied with the dentistry they have received	3	3	N/A	93.6%	93.2%	93.2%
% of Patients satisfied with the time they had to wait for an appointment	3	3	N/A	87.7%	89.1%	88.8%

\* This is based on patients treated on this contract for their most recent course of treatment. Figures in italics indicate the base number of FP17s or Patient Questionnaire responses are less than 100. N/A is shown where the base number of responses is less than 10 during the period. % is calculated as Quantity/Base number\*100

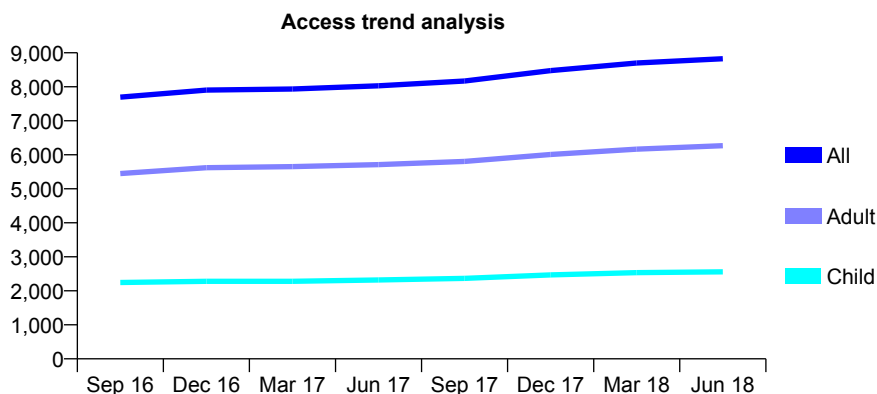
## Q58 - Vital Signs At a Glance Contract Report for 101362/0002 - June 2018

Name or company name	Rodericks Dental Limited
Contract type name	GDS Contract
Purpose of contract	General
Contract start date	02/10/2006
Contract end date	

18/19 Contracted general activity (UDA)	21,795
Carry forward general activity (UDA)	0
18/19 Contracted orthodontic activity (UOA)	0
Carry forward orthodontic activity (UOA)	0
Baseline contract value	£492,011.80

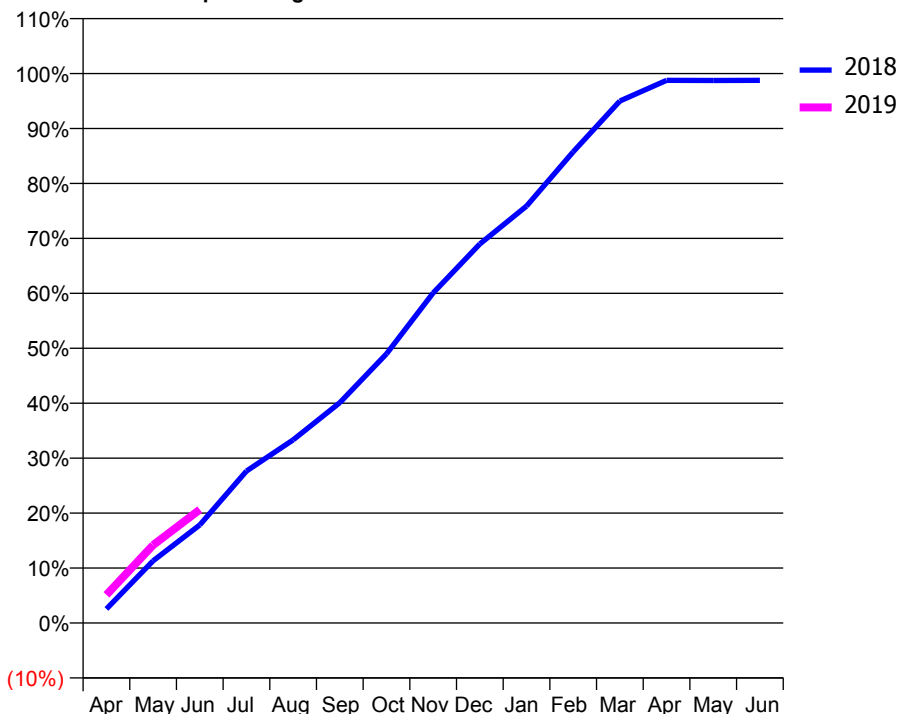
### ACCESS\*

Patients seen in 24 months	Total	Change since previous quarter
Quarter ending June 2017	8,031	
Quarter ending September 2017	8,172	→
Quarter ending December 2017	8,478	↑
Quarter ending March 2018	8,699	↑
Quarter ending June 2018	8,827	→
<b>Variance since June 2017</b>	<b>9.9%</b>	<b>↑</b>



### ACTIVITY

Cumulative percentage of contracted UDA delivered 2018 & 2019



Adjusted Scheduled Activity (UDA)

Month	2018	2019
April	559	1,119
May	2,467	3,093
June	3,888	4,496
July	6,027	
August	7,267	
September	8,739	
October	10,675	
November	13,091	
December	15,036	
January	16,537	
February	18,688	
March	20,706	
April	21,522	
May	21,520	
June	21,521	

### QUALITY

	Quantity	Base Number	Contract	AT	Region	England
% of FP17s for the same patient ID Re-attending within 3 months - Children	62	916	6.8%	10.6%	11.3%	11.5%
% of FP17s for the same patient ID Re-attending within 3 months - Adults	328	1,986	16.5%	14.5%	14.9%	15.4%
% of FP17s for the same patient ID Re-attending between 3 & 9 months - Children	586	916	64.0%	58.1%	60.0%	58.9%
% of FP17s for the same patient ID Re-attending between 3 & 9 months - Adults	1,018	1,986	51.3%	49.3%	52.6%	51.6%
% of FP17s for Band 1 Urgent Courses	214	2,506	8.5%	8.9%	7.9%	8.9%
% of FP17s Relating to Free Repair or Replacements	11	2,506	0.4%	0.7%	0.8%	0.8%
% of FP17s Relating to Continuations	3	2,506	0.1%	0.8%	0.9%	0.9%
% of Patients satisfied with the dentistry they have received	5	6	N/A	93.6%	93.2%	93.2%
% of Patients satisfied with the time they had to wait for an appointment	6	6	N/A	87.7%	89.1%	88.8%

\* This is based on patients treated on this contract for their most recent course of treatment. Figures in italics indicate the base number of FP17s or Patient Questionnaire responses are less than 100. N/A is shown where the base number of responses is less than 10 during the period. % is calculated as Quantity/Base number\*100

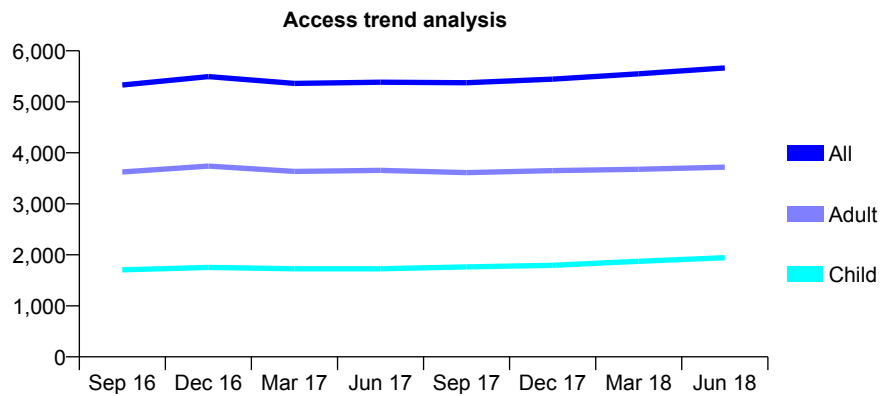
## Q58 - Vital Signs At a Glance Contract Report for 101362/0009 - June 2018

Name or company name	Rodericks Dental Limited
Contract type name	GDS Contract
Purpose of contract	General
Contract start date	01/06/2008
Contract end date	

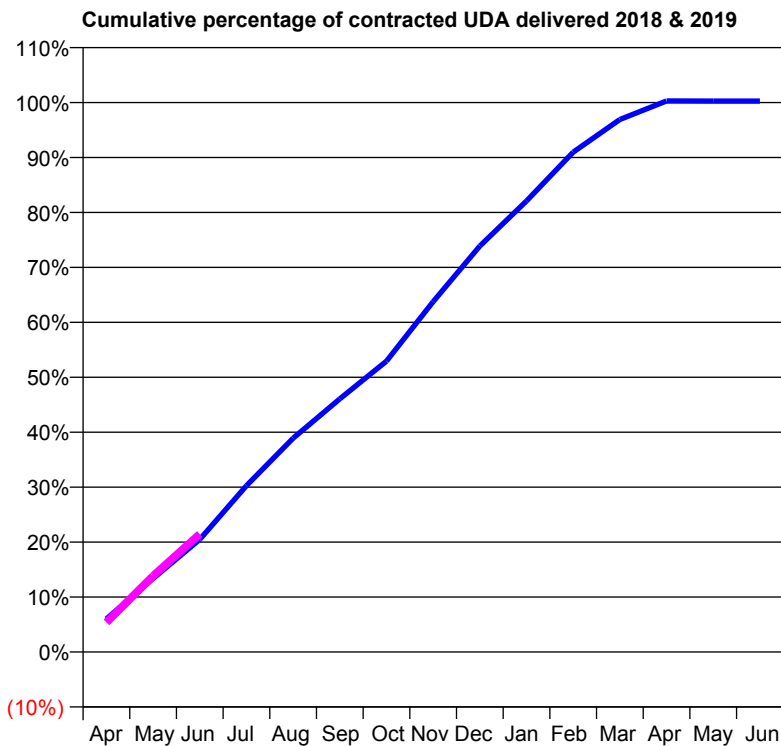
18/19 Contracted general activity (UDA)	12,918
Carry forward general activity (UDA)	0
18/19 Contracted orthodontic activity (UOA)	0
Carry forward orthodontic activity (UOA)	0
Baseline contract value	£293,488.56

### ACCESS\*

Patients seen in 24 months	Total	Change since previous quarter
Quarter ending June 2017	5,384	
Quarter ending September 2017	5,374	→
Quarter ending December 2017	5,445	→
Quarter ending March 2018	5,550	→
Quarter ending June 2018	5,663	↑
<b>Variance since June 2017</b>	<b>5.2%</b>	<b>↑</b>



### ACTIVITY



Month	Adjusted Scheduled Activity (UDA)	
	2018	2019
April	780	696
May	1,729	1,787
June	2,647	2,774
July	3,911	
August	5,026	
September	5,952	
October	6,840	
November	8,237	
December	9,543	
January	10,603	
February	11,749	
March	12,520	
April	12,955	
May	12,950	
June	12,950	

### QUALITY

	Quantity	Base Number	Contract	AT	Region	England
% of FP17s for the same patient ID Re-attending within 3 months - Children	44	647	6.8%	10.6%	11.3%	11.5%
% of FP17s for the same patient ID Re-attending within 3 months - Adults	112	988	11.3%	14.5%	14.9%	15.4%
% of FP17s for the same patient ID Re-attending between 3 & 9 months - Children	322	647	49.8%	58.1%	60.0%	58.9%
% of FP17s for the same patient ID Re-attending between 3 & 9 months - Adults	366	988	37.0%	49.3%	52.6%	51.6%
% of FP17s for Band 1 Urgent Courses	123	1,407	8.7%	8.9%	7.9%	8.9%
% of FP17s Relating to Free Repair or Replacements	8	1,407	0.6%	0.7%	0.8%	0.8%
% of FP17s Relating to Continuations	0	1,407	0.0%	0.8%	0.9%	0.9%
% of Patients satisfied with the dentistry they have received	2	3	N/A	93.6%	93.2%	93.2%
% of Patients satisfied with the time they had to wait for an appointment	2	3	N/A	87.7%	89.1%	88.8%

\* This is based on patients treated on this contract for their most recent course of treatment. Figures in italics indicate the base number of FP17s or Patient Questionnaire responses are less than 100. N/A is shown where the base number of responses is less than 10 during the period. % is calculated as Quantity/Base number\*100

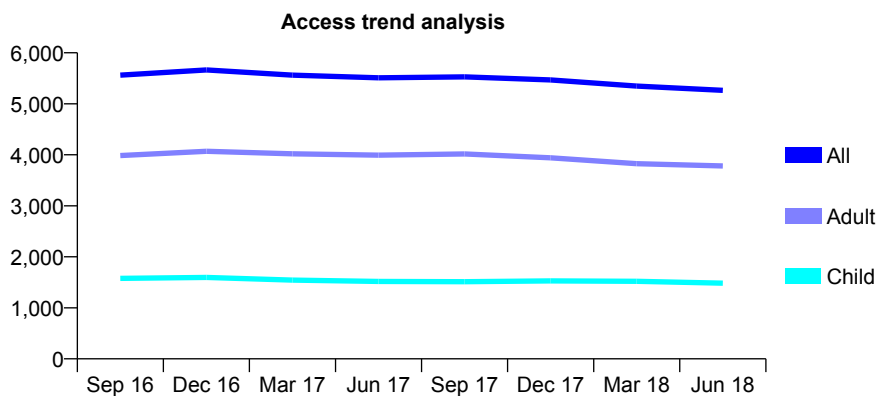
## Q58 - Vital Signs At a Glance Contract Report for 101362/0020 - June 2018

Name or company name	Rodericks Dental Limited
Contract type name	GDS Contract
Purpose of contract	General
Contract start date	20/08/2009
Contract end date	

18/19 Contracted general activity (UDA)	14,000
Carry forward general activity (UDA)	0
18/19 Contracted orthodontic activity (UOA)	0
Carry forward orthodontic activity (UOA)	0
Baseline contract value	£364,464.84

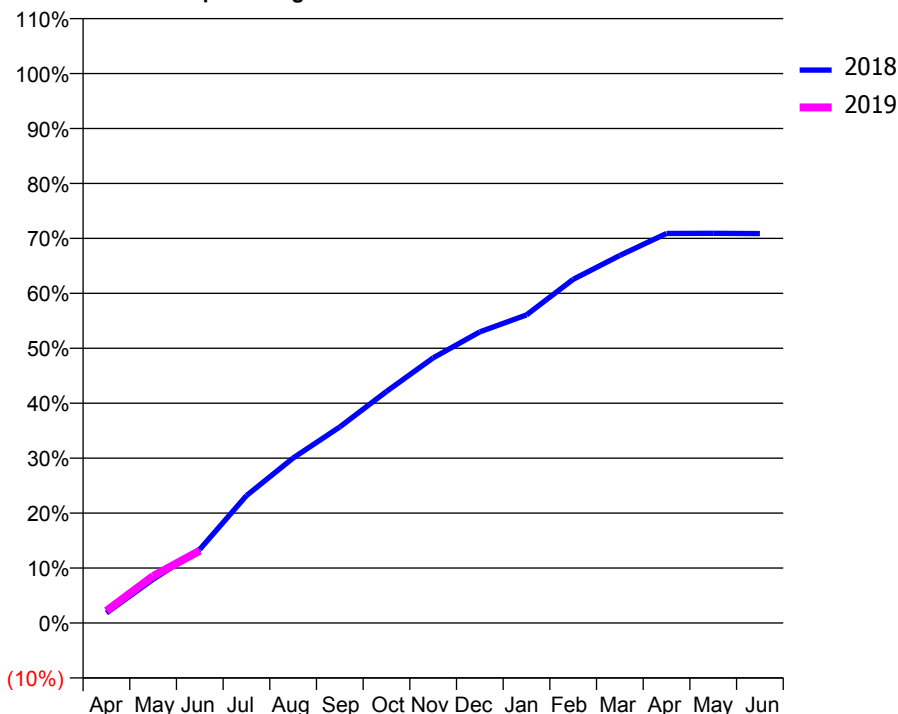
### ACCESS\*

Patients seen in 24 months	Total	Change since previous quarter
Quarter ending June 2017	5,511	
Quarter ending September 2017	5,528	→
Quarter ending December 2017	5,467	↓
Quarter ending March 2018	5,347	↓
Quarter ending June 2018	5,265	↓
<b>Variance since June 2017</b>	<b>(4.5%)</b>	<b>↓</b>



### ACTIVITY

Cumulative percentage of contracted UDA delivered 2018 & 2019



Adjusted Scheduled Activity (UDA)

Month	2018	2019
April	256	312
May	1,116	1,198
June	1,876	1,844
July	3,246	
August	4,204	
September	4,995	
October	5,898	
November	6,756	
December	7,418	
January	7,850	
February	8,757	
March	9,364	
April	9,925	
May	9,930	
June	9,922	

### QUALITY

	Quantity	Base Number	Contract	AT	Region	England
% of FP17s for the same patient ID Re-attending within 3 months - Children	39	589	6.6%	10.6%	11.3%	11.5%
% of FP17s for the same patient ID Re-attending within 3 months - Adults	134	1,079	12.4%	14.5%	14.9%	15.4%
% of FP17s for the same patient ID Re-attending between 3 & 9 months - Children	356	589	60.4%	58.1%	60.0%	58.9%
% of FP17s for the same patient ID Re-attending between 3 & 9 months - Adults	405	1,079	37.5%	49.3%	52.6%	51.6%
% of FP17s for Band 1 Urgent Courses	188	1,363	13.8%	8.9%	7.9%	8.9%
% of FP17s Relating to Free Repair or Replacements	0	1,363	0.0%	0.7%	0.8%	0.8%
% of FP17s Relating to Continuations	0	1,363	0.0%	0.8%	0.9%	0.9%
% of Patients satisfied with the dentistry they have received	5	5	N/A	93.6%	93.2%	93.2%
% of Patients satisfied with the time they had to wait for an appointment	5	5	N/A	87.7%	89.1%	88.8%

\* This is based on patients treated on this contract for their most recent course of treatment. Figures in italics indicate the base number of FP17s or Patient Questionnaire responses are less than 100. N/A is shown where the base number of responses is less than 10 during the period. % is calculated as Quantity/Base number\*100

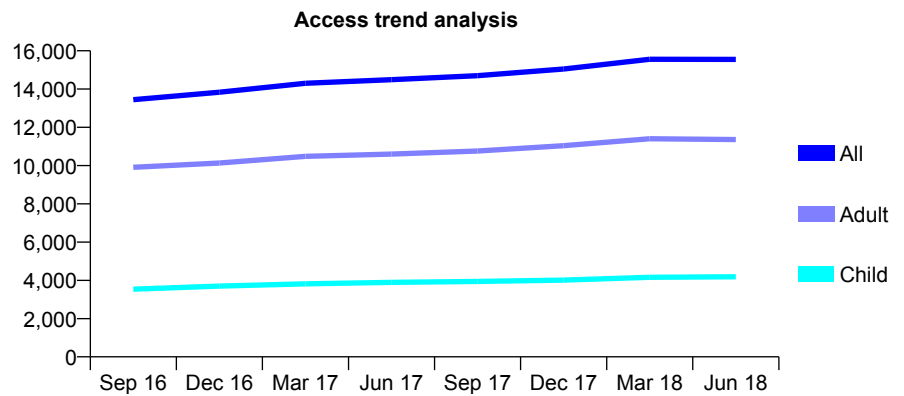
## Q58 - Vital Signs At a Glance Contract Report for 101362/0021 - June 2018

Name or company name	Rodericks Dental Limited
Contract type name	GDS Contract
Purpose of contract	General
Contract start date	01/10/2009
Contract end date	

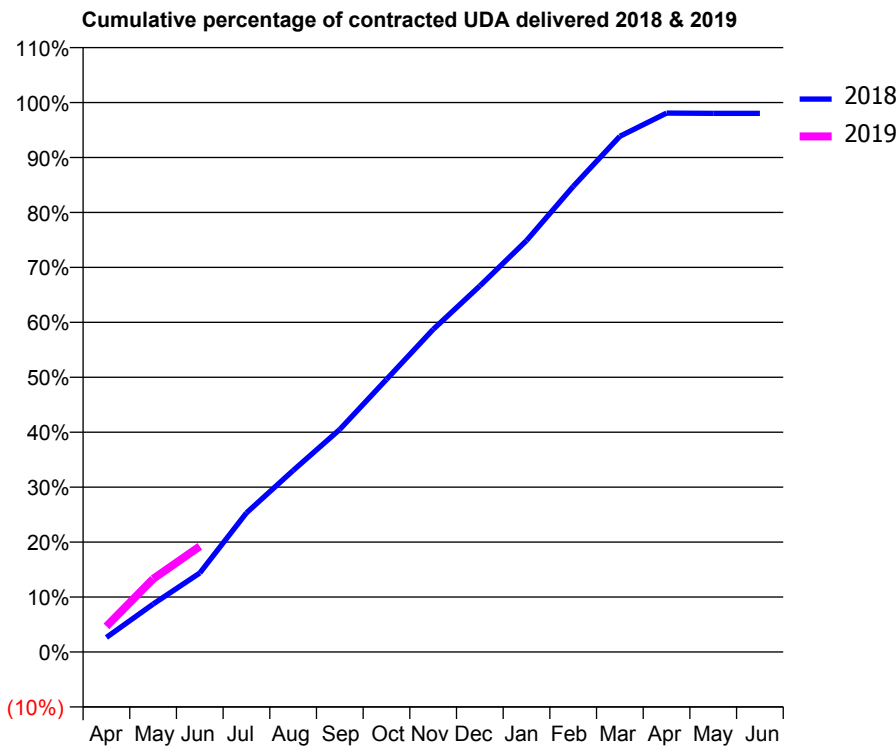
18/19 Contracted general activity (UDA)	40,147
Carry forward general activity (UDA)	0
18/19 Contracted orthodontic activity (UOA)	0
Carry forward orthodontic activity (UOA)	0
Baseline contract value	£1,182,655.47

### ACCESS\*

Patients seen in 24 months	Total	Change since previous quarter
Quarter ending June 2017	14,491	
Quarter ending September 2017	14,703	→
Quarter ending December 2017	15,051	↑
Quarter ending March 2018	15,557	↑
Quarter ending June 2018	15,547	→
<b>Variance since June 2017</b>	<b>7.3%</b>	<b>↑</b>



### ACTIVITY



Month	Adjusted Scheduled Activity (UDA)	
	2018	2019
April	1,064	1,871
May	3,500	5,343
June	5,775	7,721
July	10,168	
August	13,267	
September	16,264	
October	19,922	
November	23,568	
December	26,746	
January	30,057	
February	34,011	
March	37,681	
April	39,377	
May	39,351	
June	39,352	

### QUALITY

	Quantity	Base Number	Contract	AT	Region	England
% of FP17s for the same patient ID Re-attending within 3 months - Children	129	1,422	9.1%	10.6%	11.3%	11.5%
% of FP17s for the same patient ID Re-attending within 3 months - Adults	580	3,617	16.0%	14.5%	14.9%	15.4%
% of FP17s for the same patient ID Re-attending between 3 & 9 months - Children	861	1,422	60.5%	58.1%	60.0%	58.9%
% of FP17s for the same patient ID Re-attending between 3 & 9 months - Adults	1,841	3,617	50.9%	49.3%	52.6%	51.6%
% of FP17s for Band 1 Urgent Courses	946	4,254	22.2%	8.9%	7.9%	8.9%
% of FP17s Relating to Free Repair or Replacements	18	4,254	0.4%	0.7%	0.8%	0.8%
% of FP17s Relating to Continuations	7	4,254	0.2%	0.8%	0.9%	0.9%
% of Patients satisfied with the dentistry they have received	10	12	83.3%	93.6%	93.2%	93.2%
% of Patients satisfied with the time they had to wait for an appointment	8	12	66.7%	87.7%	89.1%	88.8%

\* This is based on patients treated on this contract for their most recent course of treatment. Figures in italics indicate the base number of FP17s or Patient Questionnaire responses are less than 100. N/A is shown where the base number of responses is less than 10 during the period. % is calculated as Quantity/Base number\*100



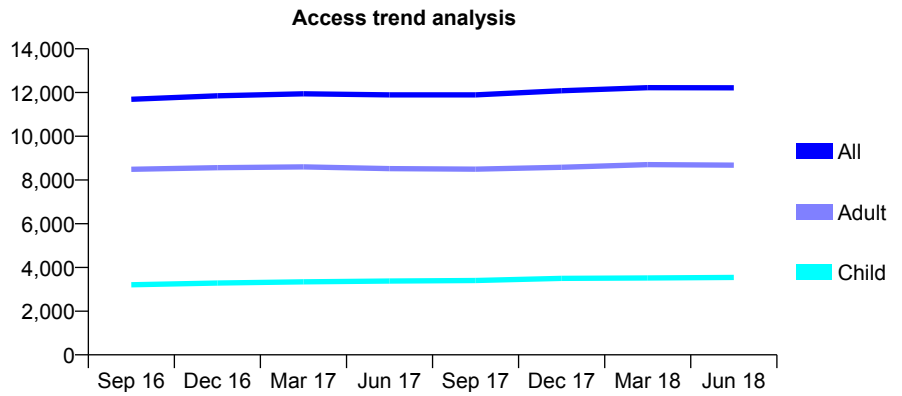
## Q58 - Vital Signs At a Glance Contract Report for 101370/0047 - June 2018

Name or company name	Petrie Tucker & Partners Ltd
Contract type name	GDS Contract
Purpose of contract	General
Contract start date	01/04/2006
Contract end date	

18/19 Contracted general activity (UDA)	29,673
Carry forward general activity (UDA)	0
18/19 Contracted orthodontic activity (UOA)	0
Carry forward orthodontic activity (UOA)	0
Baseline contract value	£812,654.55

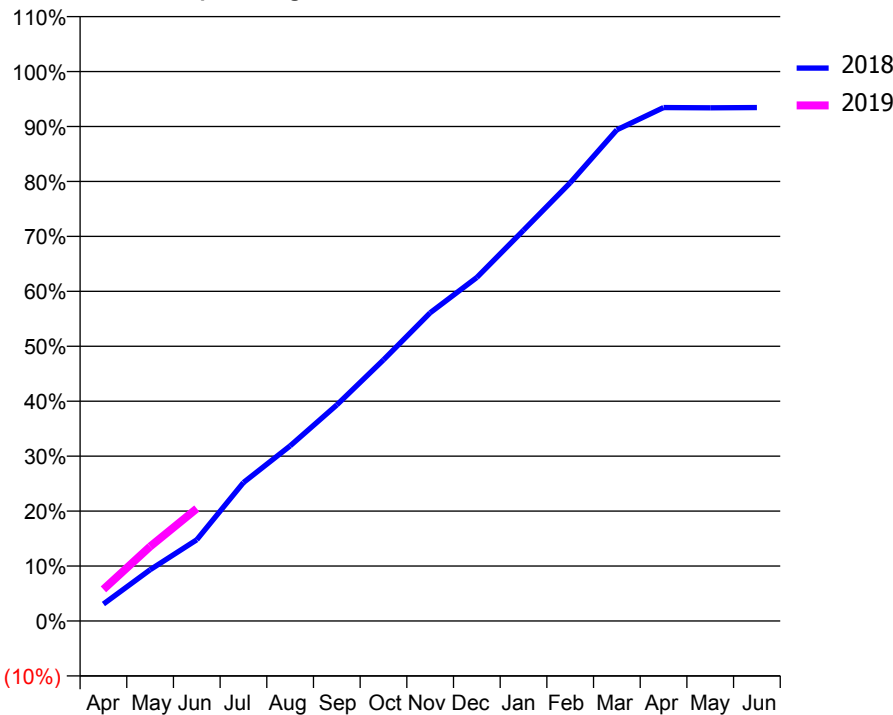
### ACCESS\*

Patients seen in 24 months	Total	Change since previous quarter
Quarter ending June 2017	11,890	
Quarter ending September 2017	11,893	→
Quarter ending December 2017	12,080	→
Quarter ending March 2018	12,220	→
Quarter ending June 2018	12,217	→
<b>Variance since June 2017</b>	<b>2.8%</b>	<b>↑</b>



### ACTIVITY

Cumulative percentage of contracted UDA delivered 2018 & 2019



Month	Adjusted Scheduled Activity (UDA)	
	2018	2019
April	916	1,710
May	2,769	4,023
June	4,388	6,072
July	7,480	
August	9,460	
September	11,669	
October	14,104	
November	16,645	
December	18,555	
January	21,102	
February	23,664	
March	26,525	
April	27,723	
May	27,715	
June	27,723	

### QUALITY

	Quantity	Base Number	Contract	AT	Region	England
% of FP17s for the same patient ID Re-attending within 3 months - Children	41	1,176	3.5%	10.6%	11.3%	11.5%
% of FP17s for the same patient ID Re-attending within 3 months - Adults	160	2,367	6.8%	14.5%	14.9%	15.4%
% of FP17s for the same patient ID Re-attending between 3 & 9 months - Children	686	1,176	58.3%	58.1%	60.0%	58.9%
% of FP17s for the same patient ID Re-attending between 3 & 9 months - Adults	1,147	2,367	48.5%	49.3%	52.6%	51.6%
% of FP17s for Band 1 Urgent Courses	114	3,008	3.8%	8.9%	7.9%	8.9%
% of FP17s Relating to Free Repair or Replacements	12	3,008	0.4%	0.7%	0.8%	0.8%
% of FP17s Relating to Continuations	26	3,008	0.9%	0.8%	0.9%	0.9%
% of Patients satisfied with the dentistry they have received	11	11	100.0%	93.6%	93.2%	93.2%
% of Patients satisfied with the time they had to wait for an appointment	10	11	90.9%	87.7%	89.1%	88.8%

\* This is based on patients treated on this contract for their most recent course of treatment. Figures in italics indicate the base number of FP17s or Patient Questionnaire responses are less than 100. N/A is shown where the base number of responses is less than 10 during the period. % is calculated as Quantity/Base number\*100

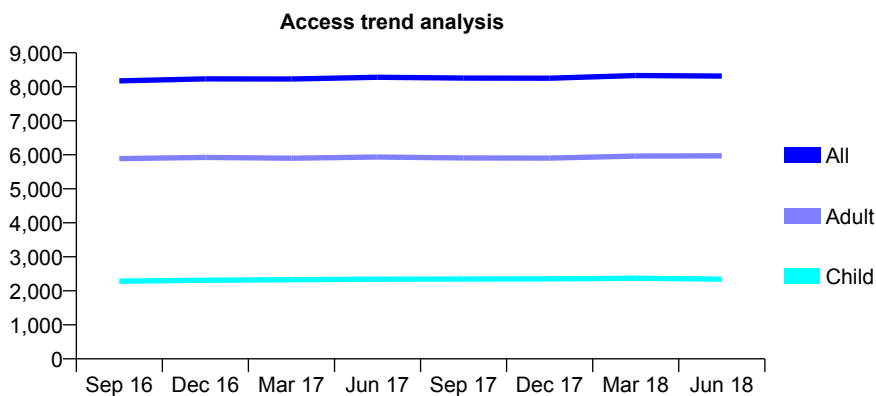
## Q58 - Vital Signs At a Glance Contract Report for 101370/0057 - June 2018

Name or company name	Petrie Tucker & Partners Ltd
Contract type name	GDS Contract
Purpose of contract	General
Contract start date	01/04/2006
Contract end date	

18/19 Contracted general activity (UDA)	24,667
Carry forward general activity (UDA)	0
18/19 Contracted orthodontic activity (UOA)	0
Carry forward orthodontic activity (UOA)	0
Baseline contract value	£617,665.81

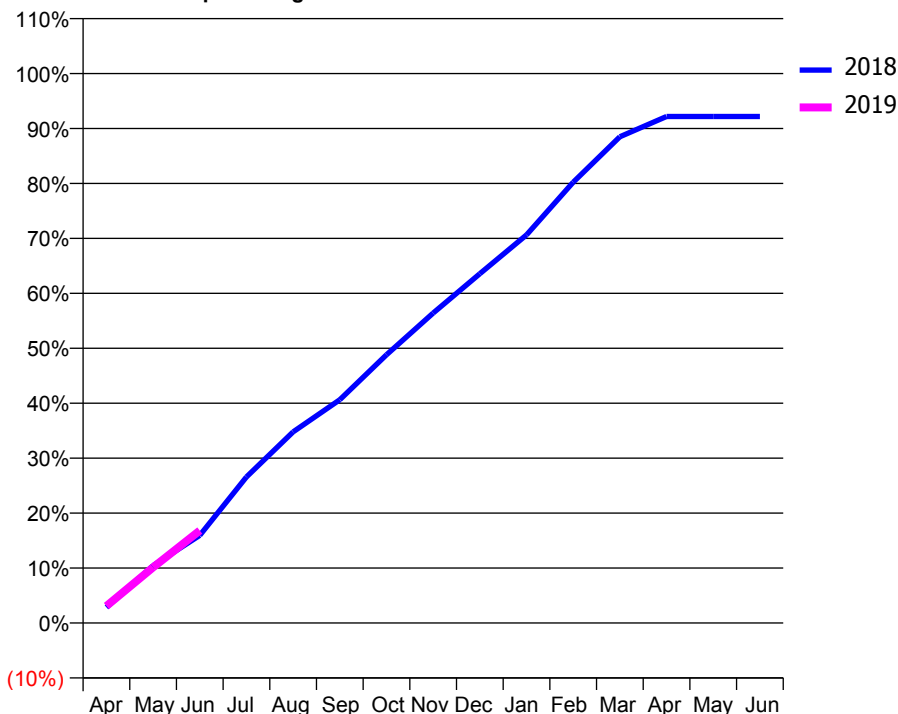
### ACCESS\*

Patients seen in 24 months	Total	Change since previous quarter
Quarter ending June 2017	8,279	
Quarter ending September 2017	8,256	→
Quarter ending December 2017	8,254	→
Quarter ending March 2018	8,333	→
Quarter ending June 2018	8,314	→
<b>Variance since June 2017</b>	<b>0.4%</b>	<b>→</b>



### ACTIVITY

Cumulative percentage of contracted UDA delivered 2018 & 2019



Month	Adjusted Scheduled Activity (UDA)	
	2018	2019
April	706	761
May	2,579	2,501
June	3,938	4,153
July	6,559	
August	8,580	
September	10,023	
October	12,039	
November	13,914	
December	15,678	
January	17,421	
February	19,786	
March	21,830	
April	22,737	
May	22,736	
June	22,738	

### QUALITY

	Quantity	Base Number	Contract	AT	Region	England
% of FP17s for the same patient ID Re-attending within 3 months - Children	21	780	2.7%	10.6%	11.3%	11.5%
% of FP17s for the same patient ID Re-attending within 3 months - Adults	101	1,676	6.0%	14.5%	14.9%	15.4%
% of FP17s for the same patient ID Re-attending between 3 & 9 months - Children	320	780	41.0%	58.1%	60.0%	58.9%
% of FP17s for the same patient ID Re-attending between 3 & 9 months - Adults	660	1,676	39.4%	49.3%	52.6%	51.6%
% of FP17s for Band 1 Urgent Courses	68	2,063	3.3%	8.9%	7.9%	8.9%
% of FP17s Relating to Free Repair or Replacements	10	2,063	0.5%	0.7%	0.8%	0.8%
% of FP17s Relating to Continuations	28	2,063	1.4%	0.8%	0.9%	0.9%
% of Patients satisfied with the dentistry they have received	10	10	100.0%	93.6%	93.2%	93.2%
% of Patients satisfied with the time they had to wait for an appointment	10	10	100.0%	87.7%	89.1%	88.8%

\* This is based on patients treated on this contract for their most recent course of treatment. Figures in italics indicate the base number of FP17s or Patient Questionnaire responses are less than 100. N/A is shown where the base number of responses is less than 10 during the period. % is calculated as Quantity/Base number\*100

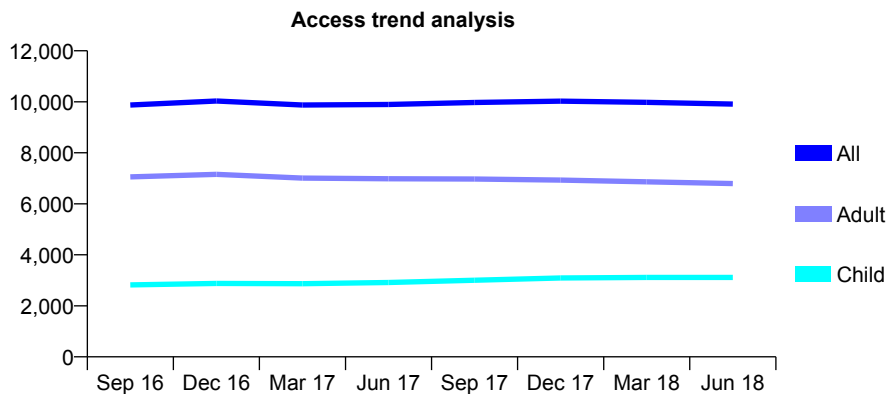
## Q58 - Vital Signs At a Glance Contract Report for 101370/0064 - June 2018

Name or company name	Petrie Tucker & Partners Ltd
Contract type name	GDS Contract
Purpose of contract	General
Contract start date	01/04/2006
Contract end date	

18/19 Contracted general activity (UDA)	31,719
Carry forward general activity (UDA)	0
18/19 Contracted orthodontic activity (UOA)	0
Carry forward orthodontic activity (UOA)	0
Baseline contract value	£867,241.97

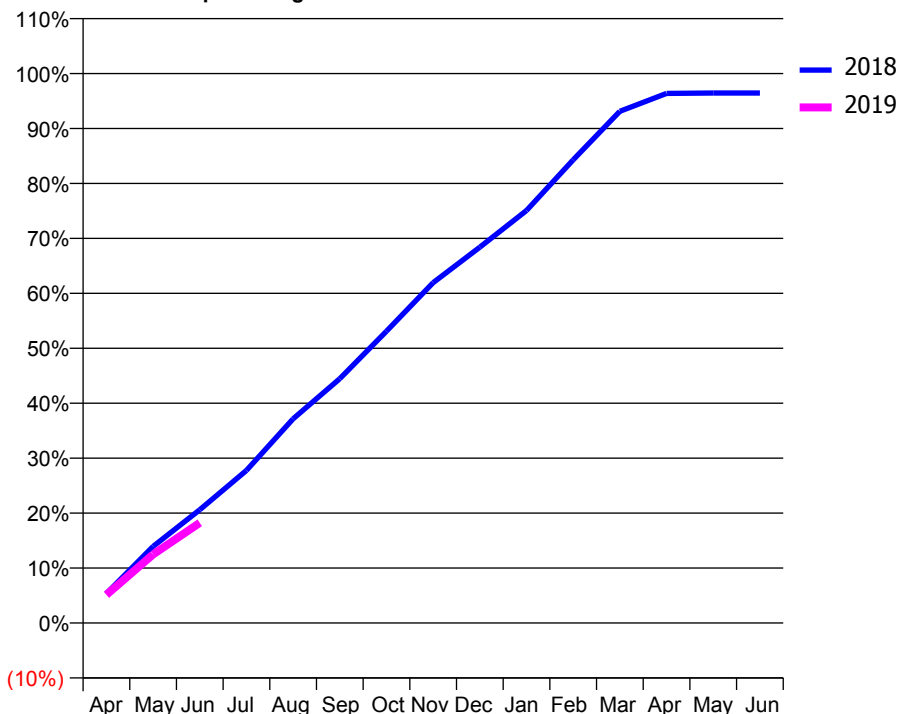
### ACCESS\*

Patients seen in 24 months	Total	Change since previous quarter
Quarter ending June 2017	9,897	
Quarter ending September 2017	9,974	→
Quarter ending December 2017	10,025	→
Quarter ending March 2018	9,978	→
Quarter ending June 2018	9,910	→
<b>Variance since June 2017</b>	<b>0.1%</b>	<b>→</b>



### ACTIVITY

Cumulative percentage of contracted UDA delivered 2018 & 2019



Month	Adjusted Scheduled Activity (UDA)	
	2018	2019
April	1,705	1,625
May	4,421	3,961
June	6,536	5,784
July	8,809	
August	11,789	
September	14,103	
October	16,844	
November	19,647	
December	21,697	
January	23,808	
February	26,739	
March	29,537	
April	30,570	
May	30,595	
June	30,595	

### QUALITY

	Quantity	Base Number	Contract	AT	Region	England
% of FP17s for the same patient ID Re-attending within 3 months - Children	79	1,033	7.6%	10.6%	11.3%	11.5%
% of FP17s for the same patient ID Re-attending within 3 months - Adults	192	1,681	11.4%	14.5%	14.9%	15.4%
% of FP17s for the same patient ID Re-attending between 3 & 9 months - Children	515	1,033	49.9%	58.1%	60.0%	58.9%
% of FP17s for the same patient ID Re-attending between 3 & 9 months - Adults	779	1,681	46.3%	49.3%	52.6%	51.6%
% of FP17s for Band 1 Urgent Courses	141	2,313	6.1%	8.9%	7.9%	8.9%
% of FP17s Relating to Free Repair or Replacements	4	2,313	0.2%	0.7%	0.8%	0.8%
% of FP17s Relating to Continuations	33	2,313	1.4%	0.8%	0.9%	0.9%
% of Patients satisfied with the dentistry they have received	7	8	N/A	93.6%	93.2%	93.2%
% of Patients satisfied with the time they had to wait for an appointment	8	8	N/A	87.7%	89.1%	88.8%

\* This is based on patients treated on this contract for their most recent course of treatment. Figures in italics indicate the base number of FP17s or Patient Questionnaire responses are less than 100. N/A is shown where the base number of responses is less than 10 during the period. % is calculated as Quantity/Base number\*100

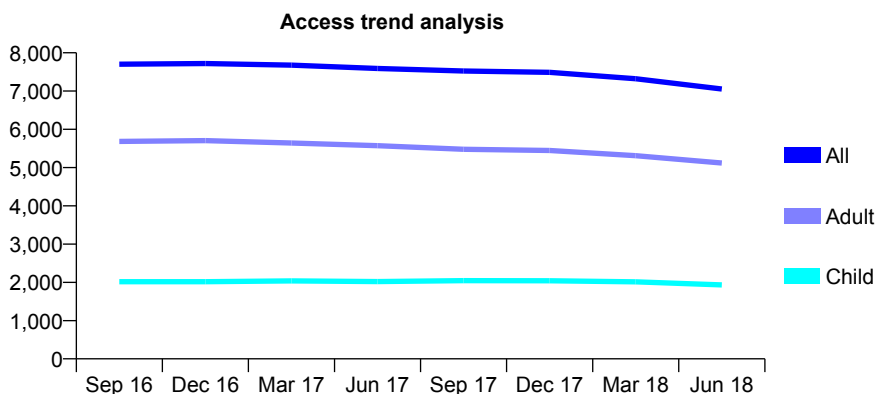
## Q58 - Vital Signs At a Glance Contract Report for 101370/0065 - June 2018

Name or company name	Petrie Tucker & Partners Ltd
Contract type name	GDS Contract
Purpose of contract	General
Contract start date	01/04/2006
Contract end date	

18/19 Contracted general activity (UDA)	21,251
Carry forward general activity (UDA)	0
18/19 Contracted orthodontic activity (UOA)	0
Carry forward orthodontic activity (UOA)	0
Baseline contract value	£511,730.57

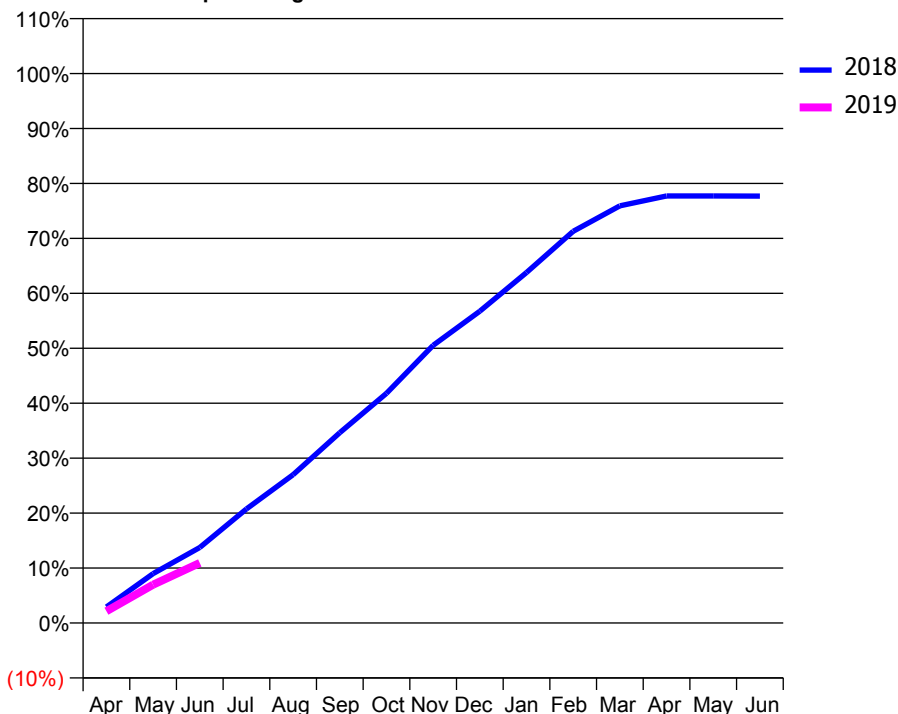
### ACCESS\*

Patients seen in 24 months	Total	Change since previous quarter
Quarter ending June 2017	7,592	
Quarter ending September 2017	7,523	→
Quarter ending December 2017	7,490	→
Quarter ending March 2018	7,322	↓
Quarter ending June 2018	7,052	↓
<b>Variance since June 2017</b>	<b>(7.1%)</b>	<b>↓</b>



### ACTIVITY

Cumulative percentage of contracted UDA delivered 2018 & 2019



Month	Adjusted Scheduled Activity (UDA)	
	2018	2019
April	621	456
May	1,913	1,482
June	2,923	2,323
July	4,413	
August	5,738	
September	7,361	
October	8,883	
November	10,737	
December	12,057	
January	13,554	
February	15,148	
March	16,136	
April	16,515	
May	16,516	
June	16,512	

### QUALITY

	Quantity	Base Number	Contract	AT	Region	England
% of FP17s for the same patient ID Re-attending within 3 months - Children	27	474	5.7%	10.6%	11.3%	11.5%
% of FP17s for the same patient ID Re-attending within 3 months - Adults	145	1,178	12.3%	14.5%	14.9%	15.4%
% of FP17s for the same patient ID Re-attending between 3 & 9 months - Children	273	474	57.6%	58.1%	60.0%	58.9%
% of FP17s for the same patient ID Re-attending between 3 & 9 months - Adults	583	1,178	49.5%	49.3%	52.6%	51.6%
% of FP17s for Band 1 Urgent Courses	137	1,445	9.5%	8.9%	7.9%	8.9%
% of FP17s Relating to Free Repair or Replacements	8	1,445	0.6%	0.7%	0.8%	0.8%
% of FP17s Relating to Continuations	17	1,445	1.2%	0.8%	0.9%	0.9%
% of Patients satisfied with the dentistry they have received	4	4	N/A	93.6%	93.2%	93.2%
% of Patients satisfied with the time they had to wait for an appointment	4	4	N/A	87.7%	89.1%	88.8%

\* This is based on patients treated on this contract for their most recent course of treatment. Figures in italics indicate the base number of FP17s or Patient Questionnaire responses are less than 100. N/A is shown where the base number of responses is less than 10 during the period. % is calculated as Quantity/Base number\*100

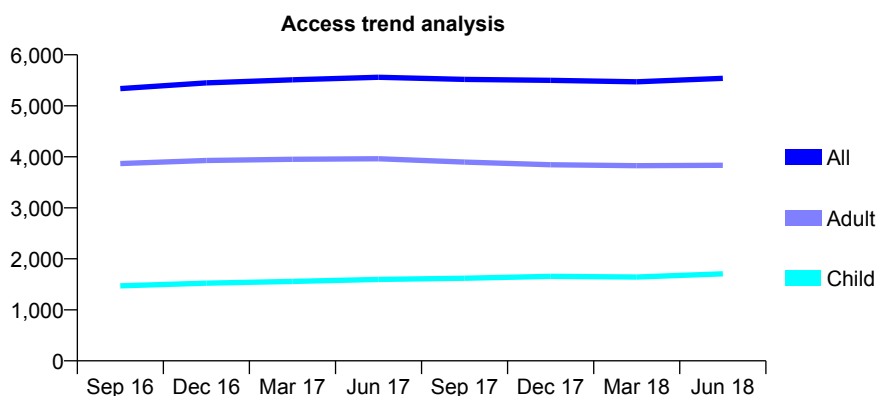
## Q58 - Vital Signs At a Glance Contract Report for 101435/0003 - June 2018

Name or company name	IDH Limited
Contract type name	GDS Contract
Purpose of contract	General and Orthodontic
Contract start date	01/04/2006
Contract end date	

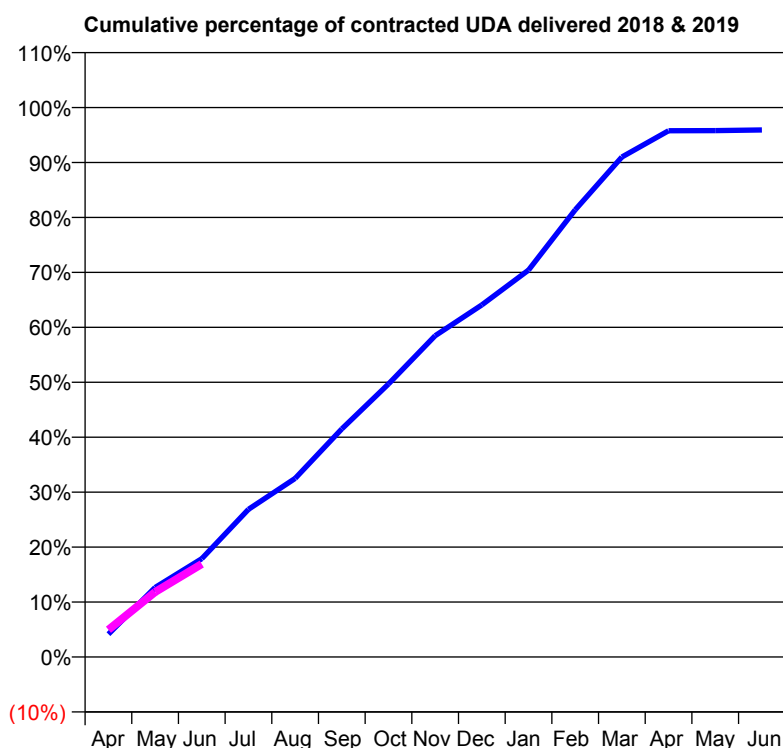
18/19 Contracted general activity (UDA)	15,825
Carry forward general activity (UDA)	0
18/19 Contracted orthodontic activity (UOA)	428
Carry forward orthodontic activity (UOA)	0
Baseline contract value	£436,797.94

### ACCESS\*

Patients seen in 24 months	Total	Change since previous quarter
Quarter ending June 2017	5,560	
Quarter ending September 2017	5,517	→
Quarter ending December 2017	5,500	→
Quarter ending March 2018	5,470	→
Quarter ending June 2018	5,538	→
<b>Variance since June 2017</b>	<b>(0.4%)</b>	→



### ACTIVITY



Month	Adjusted Scheduled Activity (UDA)	
	2018	2019
April	657	785
May	2,002	1,872
June	2,831	2,680
July	4,254	
August	5,145	
September	6,568	
October	7,861	
November	9,253	
December	10,140	
January	11,143	
February	12,880	
March	14,400	
April	15,157	
May	15,160	
June	15,180	

### QUALITY

	Quantity	Base Number	Contract	AT	Region	England
% of FP17s for the same patient ID Re-attending within 3 months - Children	34	557	6.1%	10.6%	11.3%	11.5%
% of FP17s for the same patient ID Re-attending within 3 months - Adults	105	918	11.4%	14.5%	14.9%	15.4%
% of FP17s for the same patient ID Re-attending between 3 & 9 months - Children	262	557	47.0%	58.1%	60.0%	58.9%
% of FP17s for the same patient ID Re-attending between 3 & 9 months - Adults	343	918	37.4%	49.3%	52.6%	51.6%
% of FP17s for Band 1 Urgent Courses	116	1,241	9.3%	8.9%	7.9%	8.9%
% of FP17s Relating to Free Repair or Replacements	1	1,241	0.1%	0.7%	0.8%	0.8%
% of FP17s Relating to Continuations	12	1,241	1.0%	0.8%	0.9%	0.9%
% of Patients satisfied with the dentistry they have received	2	2	N/A	93.6%	93.2%	93.2%
% of Patients satisfied with the time they had to wait for an appointment	2	2	N/A	87.7%	89.1%	88.8%

\* This is based on patients treated on this contract for their most recent course of treatment. Figures in italics indicate the base number of FP17s or Patient Questionnaire responses are less than 100. N/A is shown where the base number of responses is less than 10 during the period. % is calculated as Quantity/Base number\*100

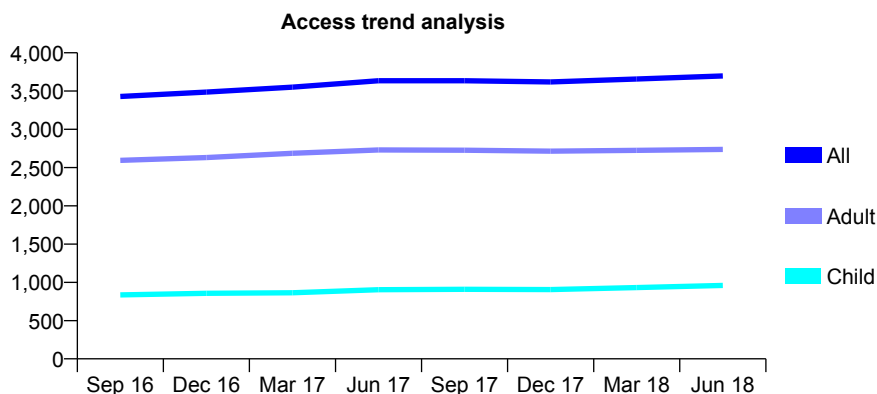
## Q58 - Vital Signs At a Glance Contract Report for 101435/0081 - June 2018

Name or company name	IDH Limited
Contract type name	GDS Contract
Purpose of contract	General
Contract start date	01/02/2008
Contract end date	

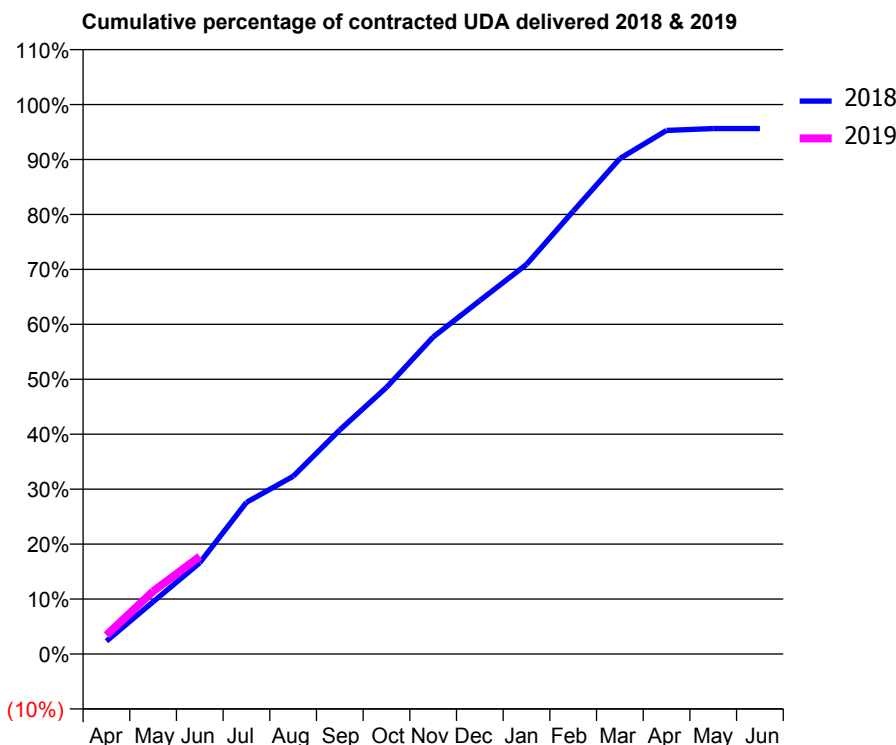
18/19 Contracted general activity (UDA)	11,105
Carry forward general activity (UDA)	0
18/19 Contracted orthodontic activity (UOA)	0
Carry forward orthodontic activity (UOA)	0
Baseline contract value	£288,100.68

### ACCESS\*

Patients seen in 24 months	Total	Change since previous quarter
Quarter ending June 2017	3,634	
Quarter ending September 2017	3,635	→
Quarter ending December 2017	3,620	→
Quarter ending March 2018	3,657	→
Quarter ending June 2018	3,698	→
<b>Variance since June 2017</b>	<b>1.8%</b>	<b>→</b>



### ACTIVITY



Month	Adjusted Scheduled Activity (UDA)	
	2018	2019
April	260	380
May	1,054	1,268
June	1,846	1,970
July	3,066	
August	3,590	
September	4,528	
October	5,388	
November	6,408	
December	7,141	
January	7,874	
February	8,949	
March	10,012	
April	10,580	
May	10,619	
June	10,619	

### QUALITY

	Quantity	Base Number	Contract	AT	Region	England
% of FP17s for the same patient ID Re-attending within 3 months - Children	13	336	3.9%	10.6%	11.3%	11.5%
% of FP17s for the same patient ID Re-attending within 3 months - Adults	73	662	11.0%	14.5%	14.9%	15.4%
% of FP17s for the same patient ID Re-attending between 3 & 9 months - Children	150	336	44.6%	58.1%	60.0%	58.9%
% of FP17s for the same patient ID Re-attending between 3 & 9 months - Adults	253	662	38.2%	49.3%	52.6%	51.6%
% of FP17s for Band 1 Urgent Courses	56	845	6.6%	8.9%	7.9%	8.9%
% of FP17s Relating to Free Repair or Replacements	3	845	0.4%	0.7%	0.8%	0.8%
% of FP17s Relating to Continuations	5	845	0.6%	0.8%	0.9%	0.9%
% of Patients satisfied with the dentistry they have received	0	0	N/A	93.6%	93.2%	93.2%
% of Patients satisfied with the time they had to wait for an appointment	0	0	N/A	87.7%	89.1%	88.8%

\* This is based on patients treated on this contract for their most recent course of treatment. Figures in italics indicate the base number of FP17s or Patient Questionnaire responses are less than 100. N/A is shown where the base number of responses is less than 10 during the period. % is calculated as Quantity/Base number\*100

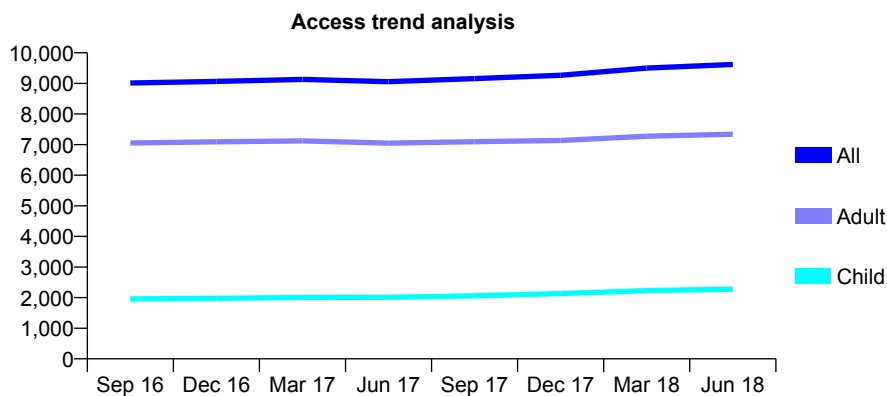
## Q58 - Vital Signs At a Glance Contract Report for 101435/0082 - June 2018

Name or company name	IDH Limited
Contract type name	GDS Contract
Purpose of contract	General
Contract start date	01/02/2008
Contract end date	

18/19 Contracted general activity (UDA)	25,924
Carry forward general activity (UDA)	0
18/19 Contracted orthodontic activity (UOA)	0
Carry forward orthodontic activity (UOA)	0
Baseline contract value	£605,519.35

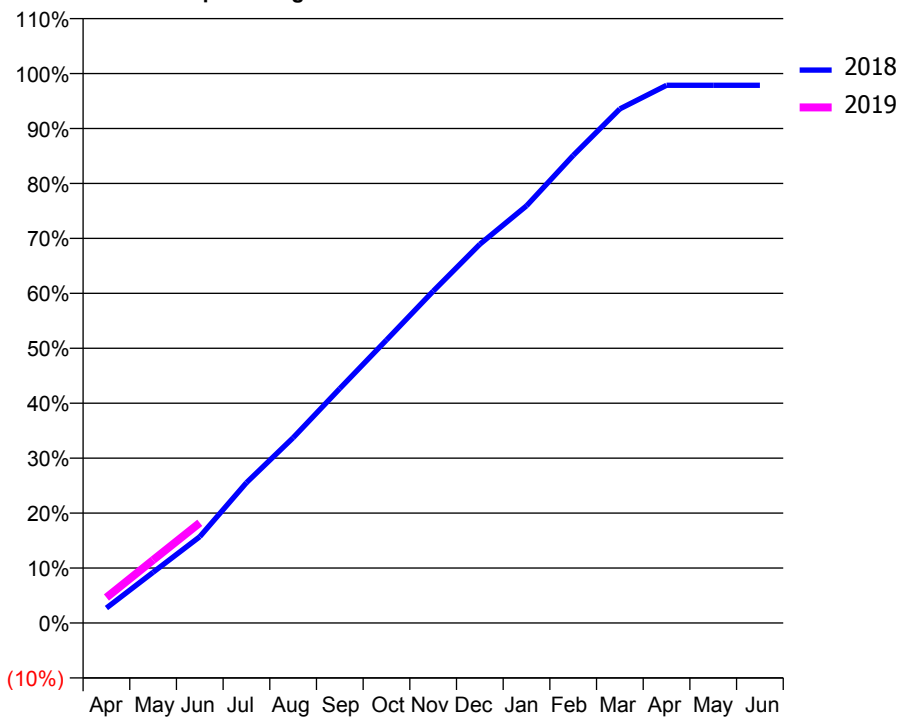
### ACCESS\*

Patients seen in 24 months	Total	Change since previous quarter
Quarter ending June 2017	9,058	
Quarter ending September 2017	9,155	→
Quarter ending December 2017	9,266	→
Quarter ending March 2018	9,502	↑
Quarter ending June 2018	9,617	→
<b>Variance since June 2017</b>	<b>6.2%</b>	<b>↑</b>



### ACTIVITY

Cumulative percentage of contracted UDA delivered 2018 & 2019



Adjusted Scheduled Activity (UDA)		
Month	2018	2019
April	705	1,203
May	2,396	2,971
June	4,071	4,727
July	6,624	
August	8,738	
September	11,063	
October	13,353	
November	15,652	
December	17,869	
January	19,684	
February	22,062	
March	24,254	
April	25,367	
May	25,369	
June	25,369	

### QUALITY

	Quantity	Base Number	Contract	AT	Region	England
% of FP17s for the same patient ID Re-attending within 3 months - Children	43	808	5.3%	10.6%	11.3%	11.5%
% of FP17s for the same patient ID Re-attending within 3 months - Adults	330	2,563	12.9%	14.5%	14.9%	15.4%
% of FP17s for the same patient ID Re-attending between 3 & 9 months - Children	489	808	60.5%	58.1%	60.0%	58.9%
% of FP17s for the same patient ID Re-attending between 3 & 9 months - Adults	1,543	2,563	60.2%	49.3%	52.6%	51.6%
% of FP17s for Band 1 Urgent Courses	162	2,773	5.8%	8.9%	7.9%	8.9%
% of FP17s Relating to Free Repair or Replacements	41	2,773	1.5%	0.7%	0.8%	0.8%
% of FP17s Relating to Continuations	40	2,773	1.4%	0.8%	0.9%	0.9%
% of Patients satisfied with the dentistry they have received	14	15	93.3%	93.6%	93.2%	93.2%
% of Patients satisfied with the time they had to wait for an appointment	10	15	66.7%	87.7%	89.1%	88.8%

\* This is based on patients treated on this contract for their most recent course of treatment. Figures in italics indicate the base number of FP17s or Patient Questionnaire responses are less than 100. N/A is shown where the base number of responses is less than 10 during the period. % is calculated as Quantity/Base number\*100

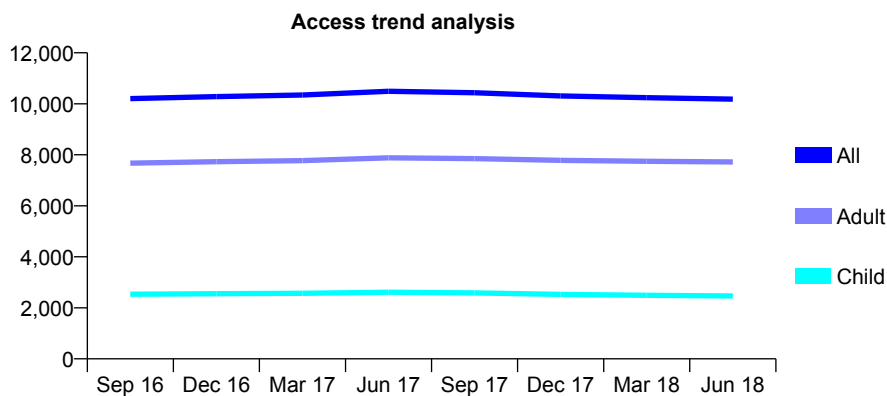
## Q58 - Vital Signs At a Glance Contract Report for 101435/0088 - June 2018

Name or company name	IDH Limited
Contract type name	GDS Contract
Purpose of contract	General
Contract start date	23/02/2008
Contract end date	

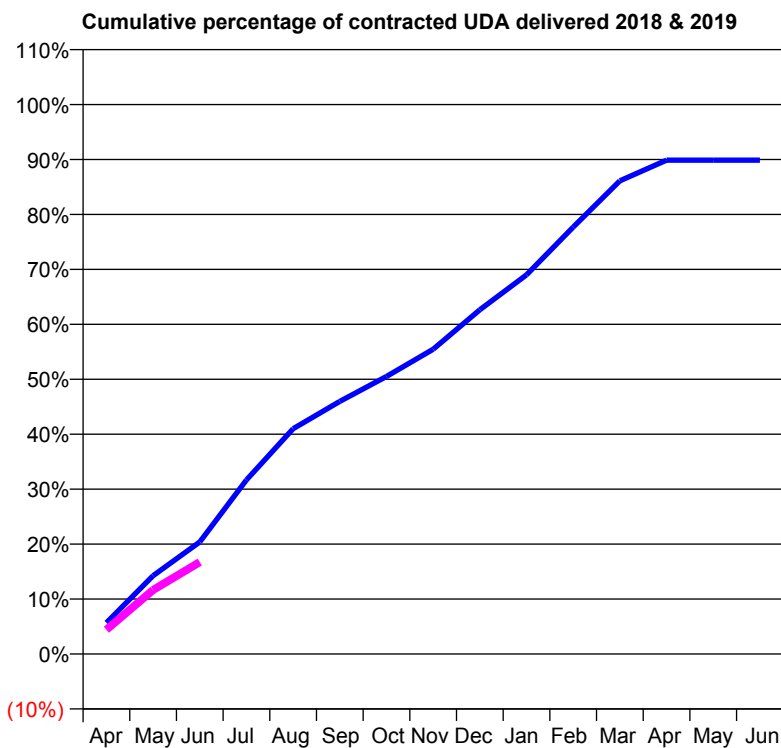
18/19 Contracted general activity (UDA)	29,108
Carry forward general activity (UDA)	0
18/19 Contracted orthodontic activity (UOA)	0
Carry forward orthodontic activity (UOA)	0
Baseline contract value	£817,267.57

### ACCESS\*

Patients seen in 24 months	Total	Change since previous quarter
Quarter ending June 2017	10,491	
Quarter ending September 2017	10,434	→
Quarter ending December 2017	10,309	↓
Quarter ending March 2018	10,239	→
Quarter ending June 2018	10,183	→
<b>Variance since June 2017</b>	<b>(2.9%)</b>	<b>↓</b>



### ACTIVITY



Adjusted Scheduled Activity (UDA)		
Month	2018	2019
April	1,656	1,286
May	4,148	3,394
June	5,939	4,873
July	9,224	
August	11,937	
September	13,382	
October	14,702	
November	16,141	
December	18,235	
January	20,088	
February	22,611	
March	25,062	
April	26,159	
May	26,161	
June	26,163	

### QUALITY

	Quantity	Base Number	Contract	AT	Region	England
% of FP17s for the same patient ID Re-attending within 3 months - Children	38	840	4.5%	10.6%	11.3%	11.5%
% of FP17s for the same patient ID Re-attending within 3 months - Adults	326	2,378	13.7%	14.5%	14.9%	15.4%
% of FP17s for the same patient ID Re-attending between 3 & 9 months - Children	513	840	61.1%	58.1%	60.0%	58.9%
% of FP17s for the same patient ID Re-attending between 3 & 9 months - Adults	1,127	2,378	47.4%	49.3%	52.6%	51.6%
% of FP17s for Band 1 Urgent Courses	210	2,715	7.7%	8.9%	7.9%	8.9%
% of FP17s Relating to Free Repair or Replacements	11	2,715	0.4%	0.7%	0.8%	0.8%
% of FP17s Relating to Continuations	48	2,715	1.8%	0.8%	0.9%	0.9%
% of Patients satisfied with the dentistry they have received	2	2	N/A	93.6%	93.2%	93.2%
% of Patients satisfied with the time they had to wait for an appointment	2	2	N/A	87.7%	89.1%	88.8%

\* This is based on patients treated on this contract for their most recent course of treatment. Figures in italics indicate the base number of FP17s or Patient Questionnaire responses are less than 100. N/A is shown where the base number of responses is less than 10 during the period. % is calculated as Quantity/Base number\*100



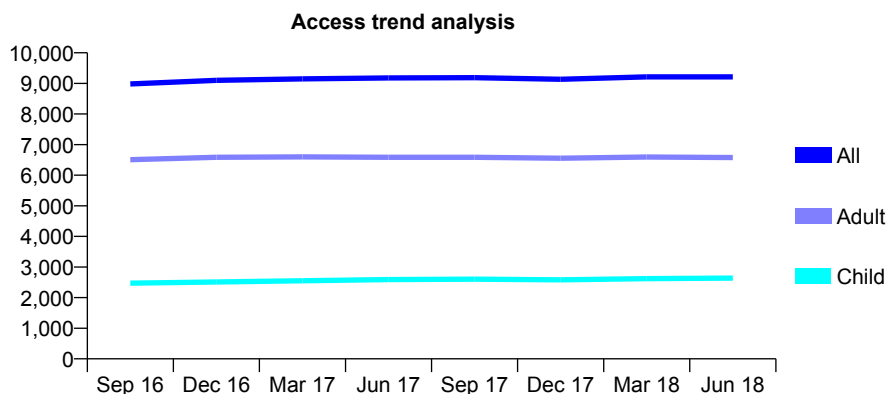
## Q58 - Vital Signs At a Glance Contract Report for 101435/0089 - June 2018

Name or company name	IDH Limited
Contract type name	GDS Contract
Purpose of contract	General
Contract start date	23/02/2008
Contract end date	

18/19 Contracted general activity (UDA)	21,831
Carry forward general activity (UDA)	0
18/19 Contracted orthodontic activity (UOA)	0
Carry forward orthodontic activity (UOA)	0
Baseline contract value	£612,949.76

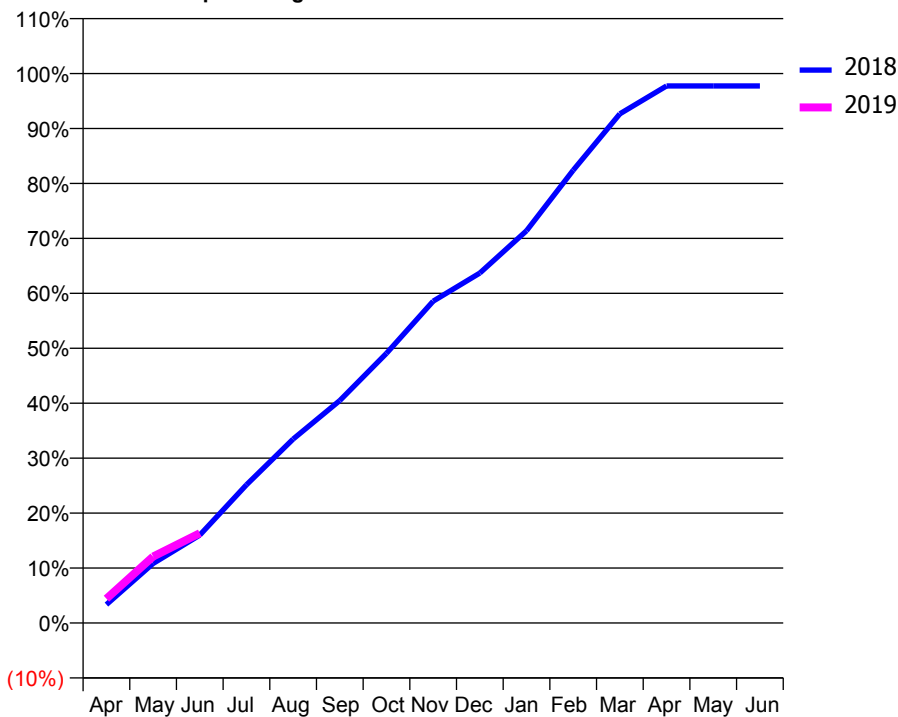
### ACCESS\*

Patients seen in 24 months	Total	Change since previous quarter
Quarter ending June 2017	9,178	
Quarter ending September 2017	9,189	→
Quarter ending December 2017	9,136	→
Quarter ending March 2018	9,213	→
Quarter ending June 2018	9,215	→
<b>Variance since June 2017</b>	<b>0.4%</b>	<b>→</b>



### ACTIVITY

Cumulative percentage of contracted UDA delivered 2018 & 2019



Adjusted Scheduled Activity (UDA)

Month	2018	2019
April	732	965
May	2,364	2,642
June	3,495	3,567
July	5,489	
August	7,308	
September	8,841	
October	10,715	
November	12,784	
December	13,903	
January	15,584	
February	17,987	
March	20,231	
April	21,338	
May	21,338	
June	21,338	

### QUALITY

	Quantity	Base Number	Contract	AT	Region	England
% of FP17s for the same patient ID Re-attending within 3 months - Children	48	885	5.4%	10.6%	11.3%	11.5%
% of FP17s for the same patient ID Re-attending within 3 months - Adults	142	1,609	8.8%	14.5%	14.9%	15.4%
% of FP17s for the same patient ID Re-attending between 3 & 9 months - Children	550	885	62.1%	58.1%	60.0%	58.9%
% of FP17s for the same patient ID Re-attending between 3 & 9 months - Adults	480	1,609	29.8%	49.3%	52.6%	51.6%
% of FP17s for Band 1 Urgent Courses	87	2,048	4.2%	8.9%	7.9%	8.9%
% of FP17s Relating to Free Repair or Replacements	0	2,048	0.0%	0.7%	0.8%	0.8%
% of FP17s Relating to Continuations	17	2,048	0.8%	0.8%	0.9%	0.9%
% of Patients satisfied with the dentistry they have received	7	7	N/A	93.6%	93.2%	93.2%
% of Patients satisfied with the time they had to wait for an appointment	7	7	N/A	87.7%	89.1%	88.8%

\* This is based on patients treated on this contract for their most recent course of treatment. Figures in italics indicate the base number of FP17s or Patient Questionnaire responses are less than 100. N/A is shown where the base number of responses is less than 10 during the period. % is calculated as Quantity/Base number\*100

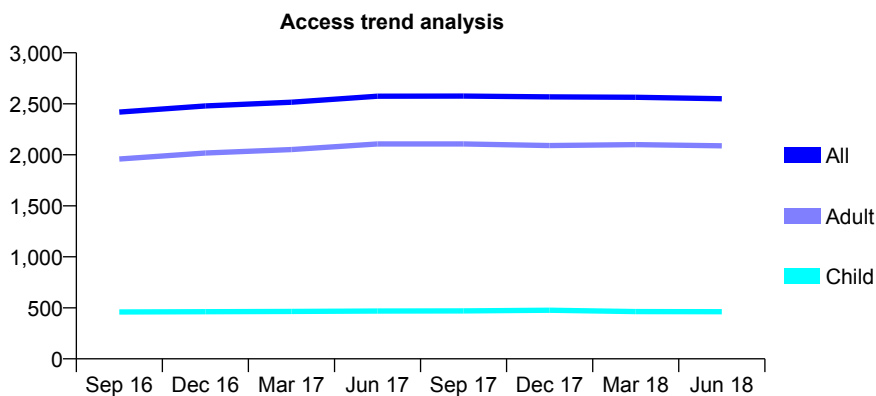
## Q58 - Vital Signs At a Glance Contract Report for 102024/0001 - June 2018

Name or company name	Teamcare Dental Practice
Contract type name	GDS Contract
Purpose of contract	General
Contract start date	18/08/2015
Contract end date	

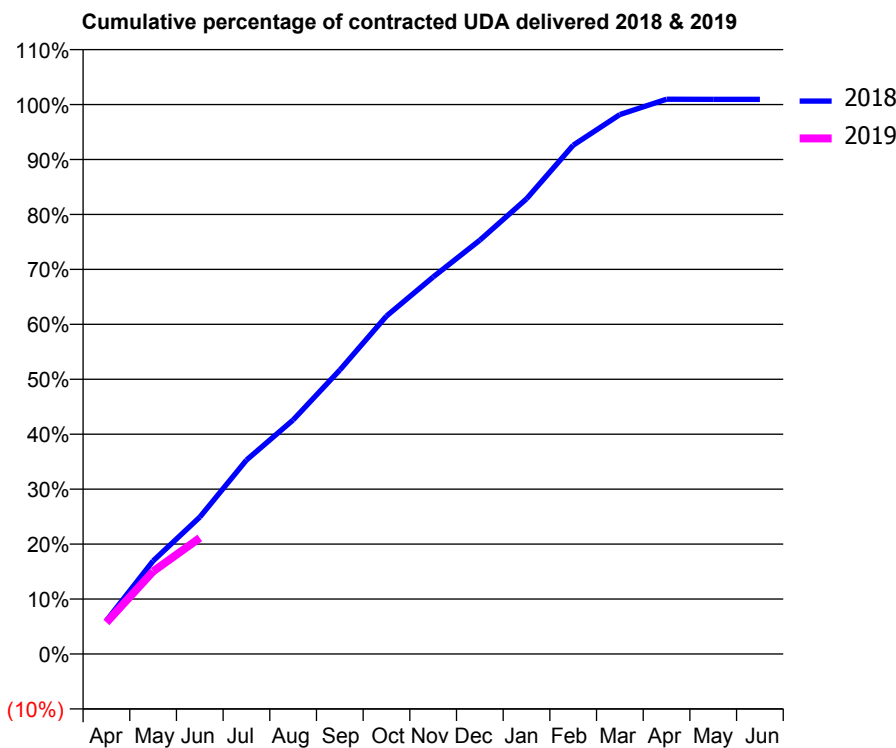
18/19 Contracted general activity (UDA)	7,400
Carry forward general activity (UDA)	0
18/19 Contracted orthodontic activity (UOA)	0
Carry forward orthodontic activity (UOA)	0
Baseline contract value	£172,605.14

### ACCESS\*

Patients seen in 24 months	Total	Change since previous quarter
Quarter ending June 2017	2,575	
Quarter ending September 2017	2,576	→
Quarter ending December 2017	2,568	→
Quarter ending March 2018	2,564	→
Quarter ending June 2018	2,550	→
<b>Variance since June 2017</b>	<b>(1.0%)</b>	→



### ACTIVITY



Month	Adjusted Scheduled Activity (UDA)	
	2018	2019
April	449	425
May	1,254	1,112
June	1,843	1,564
July	2,613	
August	3,153	
September	3,824	
October	4,552	
November	5,077	
December	5,574	
January	6,130	
February	6,852	
March	7,265	
April	7,472	
May	7,470	
June	7,470	

### QUALITY

	Quantity	Base Number	Contract	AT	Region	England
% of FP17s for the same patient ID Re-attending within 3 months - Children	7	169	4.1%	10.6%	11.3%	11.5%
% of FP17s for the same patient ID Re-attending within 3 months - Adults	121	807	15.0%	14.5%	14.9%	15.4%
% of FP17s for the same patient ID Re-attending between 3 & 9 months - Children	130	169	76.9%	58.1%	60.0%	58.9%
% of FP17s for the same patient ID Re-attending between 3 & 9 months - Adults	513	807	63.6%	49.3%	52.6%	51.6%
% of FP17s for Band 1 Urgent Courses	35	858	4.1%	8.9%	7.9%	8.9%
% of FP17s Relating to Free Repair or Replacements	2	858	0.2%	0.7%	0.8%	0.8%
% of FP17s Relating to Continuations	20	858	2.3%	0.8%	0.9%	0.9%
% of Patients satisfied with the dentistry they have received	3	3	N/A	93.6%	93.2%	93.2%
% of Patients satisfied with the time they had to wait for an appointment	3	3	N/A	87.7%	89.1%	88.8%

\* This is based on patients treated on this contract for their most recent course of treatment. Figures in italics indicate the base number of FP17s or Patient Questionnaire responses are less than 100. N/A is shown where the base number of responses is less than 10 during the period. % is calculated as Quantity/Base number\*100

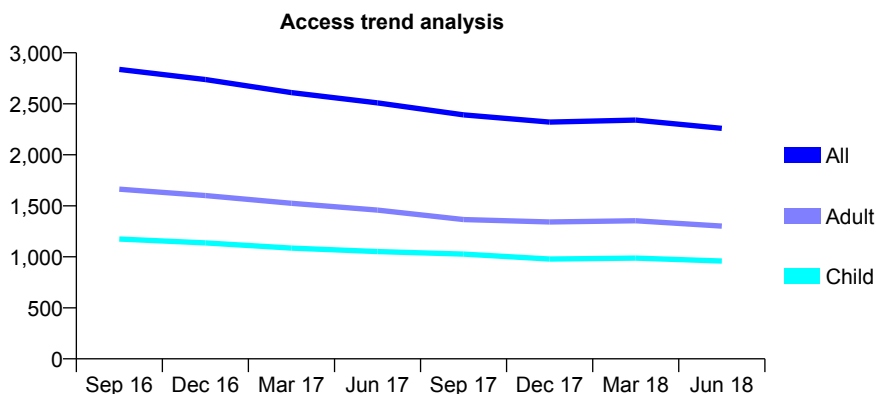
## Q58 - Vital Signs At a Glance Contract Report for 102857/0001 - June 2018

Name or company name	PANSHANGER DENTAL PRACTICE
Contract type name	GDS Contract
Purpose of contract	General
Contract start date	01/12/2012
Contract end date	

18/19 Contracted general activity (UDA)	7,192
Carry forward general activity (UDA)	0
18/19 Contracted orthodontic activity (UOA)	0
Carry forward orthodontic activity (UOA)	0
Baseline contract value	£171,426.57

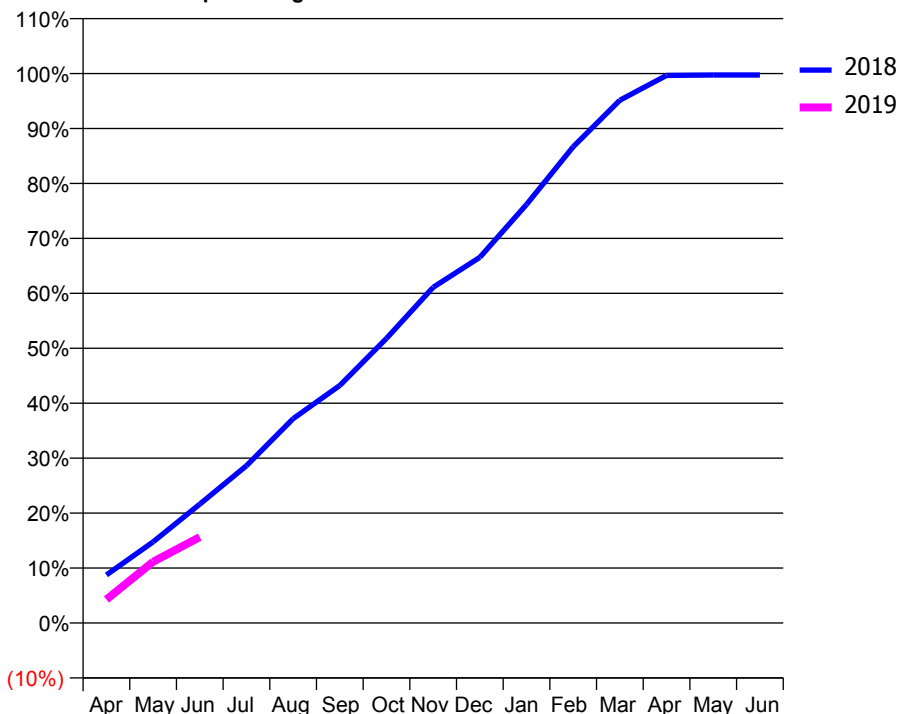
### ACCESS\*

Patients seen in 24 months	Total	Change since previous quarter
Quarter ending June 2017	2,509	
Quarter ending September 2017	2,392	↓
Quarter ending December 2017	2,321	↓
Quarter ending March 2018	2,341	→
Quarter ending June 2018	2,260	↓
<b>Variance since June 2017</b>	<b>(9.9%)</b>	<b>↓</b>



### ACTIVITY

Cumulative percentage of contracted UDA delivered 2018 & 2019



Month	Adjusted Scheduled Activity (UDA)	
	2018	2019
April	628	308
May	1,062	803
June	1,555	1,125
July	2,059	
August	2,675	
September	3,109	
October	3,725	
November	4,393	
December	4,786	
January	5,478	
February	6,234	
March	6,842	
April	7,168	
May	7,172	
June	7,172	

### QUALITY

	Quantity	Base Number	Contract	AT	Region	England
% of FP17s for the same patient ID Re-attending within 3 months - Children	22	355	6.2%	10.6%	11.3%	11.5%
% of FP17s for the same patient ID Re-attending within 3 months - Adults	57	460	12.4%	14.5%	14.9%	15.4%
% of FP17s for the same patient ID Re-attending between 3 & 9 months - Children	236	355	66.5%	58.1%	60.0%	58.9%
% of FP17s for the same patient ID Re-attending between 3 & 9 months - Adults	279	460	60.7%	49.3%	52.6%	51.6%
% of FP17s for Band 1 Urgent Courses	37	677	5.5%	8.9%	7.9%	8.9%
% of FP17s Relating to Free Repair or Replacements	2	677	0.3%	0.7%	0.8%	0.8%
% of FP17s Relating to Continuations	6	677	0.9%	0.8%	0.9%	0.9%
% of Patients satisfied with the dentistry they have received	4	4	N/A	93.6%	93.2%	93.2%
% of Patients satisfied with the time they had to wait for an appointment	4	4	N/A	87.7%	89.1%	88.8%

\* This is based on patients treated on this contract for their most recent course of treatment. Figures in italics indicate the base number of FP17s or Patient Questionnaire responses are less than 100. N/A is shown where the base number of responses is less than 10 during the period. % is calculated as Quantity/Base number\*100

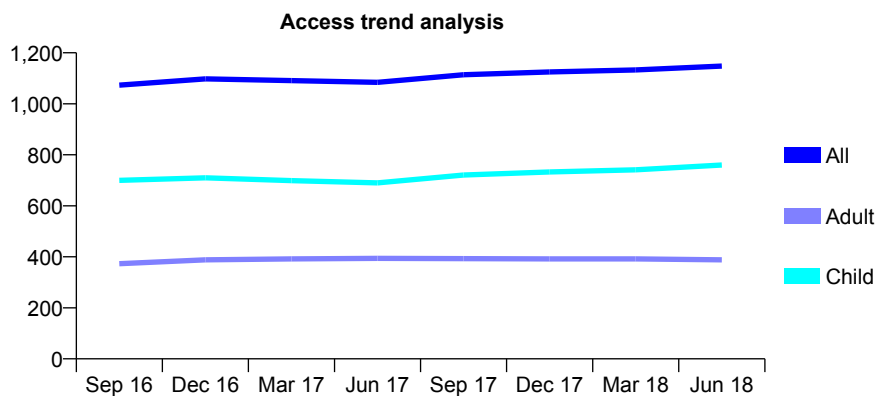
## Q58 - Vital Signs At a Glance Contract Report for 104191/0001 - June 2018

Name or company name	Village Dental Practice Ltd
Contract type name	GDS Contract
Purpose of contract	General
Contract start date	01/09/2009
Contract end date	

18/19 Contracted general activity (UDA)	2,700
Carry forward general activity (UDA)	0
18/19 Contracted orthodontic activity (UOA)	0
Carry forward orthodontic activity (UOA)	0
Baseline contract value	£67,795.85

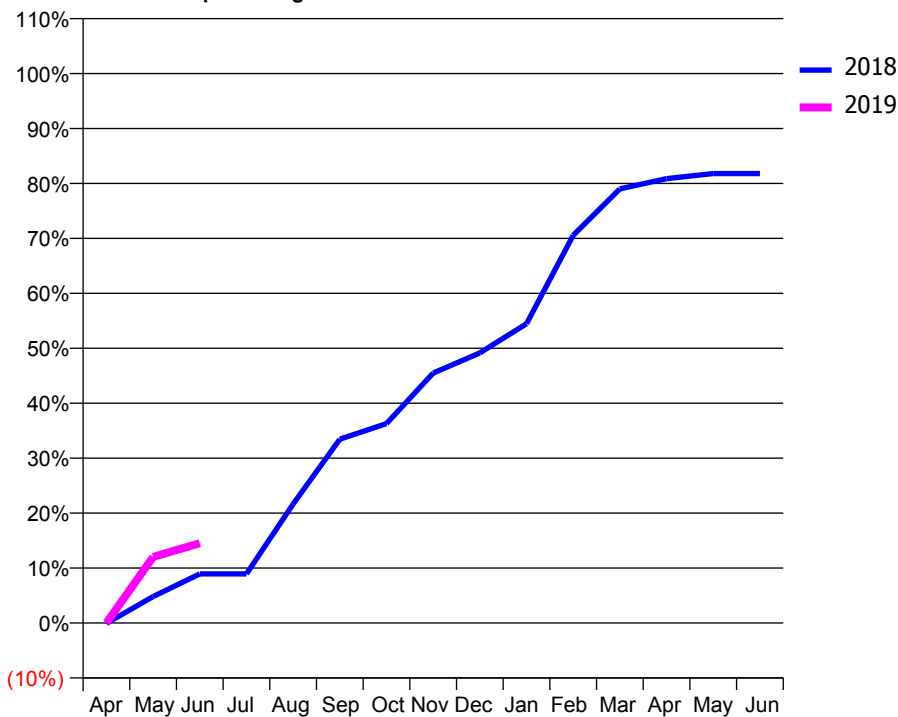
### ACCESS\*

Patients seen in 24 months	Total	Change since previous quarter
Quarter ending June 2017	1,084	
Quarter ending September 2017	1,114	↑
Quarter ending December 2017	1,125	→
Quarter ending March 2018	1,133	→
Quarter ending June 2018	1,148	→
<b>Variance since June 2017</b>	<b>5.9%</b>	<b>↑</b>



### ACTIVITY

Cumulative percentage of contracted UDA delivered 2018 & 2019



Adjusted Scheduled Activity (UDA)

Month	2018	2019
April	-3	0
May	130	325
June	241	392
July	241	
August	585	
September	903	
October	980	
November	1,228	
December	1,327	
January	1,471	
February	1,905	
March	2,133	
April	2,183	
May	2,209	
June	2,209	

### QUALITY

	Quantity	Base Number	Contract	AT	Region	England
% of FP17s for the same patient ID Re-attending within 3 months - Children	12	243	4.9%	10.6%	11.3%	11.5%
% of FP17s for the same patient ID Re-attending within 3 months - Adults	8	63	12.7%	14.5%	14.9%	15.4%
% of FP17s for the same patient ID Re-attending between 3 & 9 months - Children	152	243	62.6%	58.1%	60.0%	58.9%
% of FP17s for the same patient ID Re-attending between 3 & 9 months - Adults	33	63	52.4%	49.3%	52.6%	51.6%
% of FP17s for Band 1 Urgent Courses	6	247	2.4%	8.9%	7.9%	8.9%
% of FP17s Relating to Free Repair or Replacements	0	247	0.0%	0.7%	0.8%	0.8%
% of FP17s Relating to Continuations	4	247	1.6%	0.8%	0.9%	0.9%
% of Patients satisfied with the dentistry they have received	1	1	N/A	93.6%	93.2%	93.2%
% of Patients satisfied with the time they had to wait for an appointment	1	1	N/A	87.7%	89.1%	88.8%

\* This is based on patients treated on this contract for their most recent course of treatment. Figures in italics indicate the base number of FP17s or Patient Questionnaire responses are less than 100. N/A is shown where the base number of responses is less than 10 during the period. % is calculated as Quantity/Base number\*100

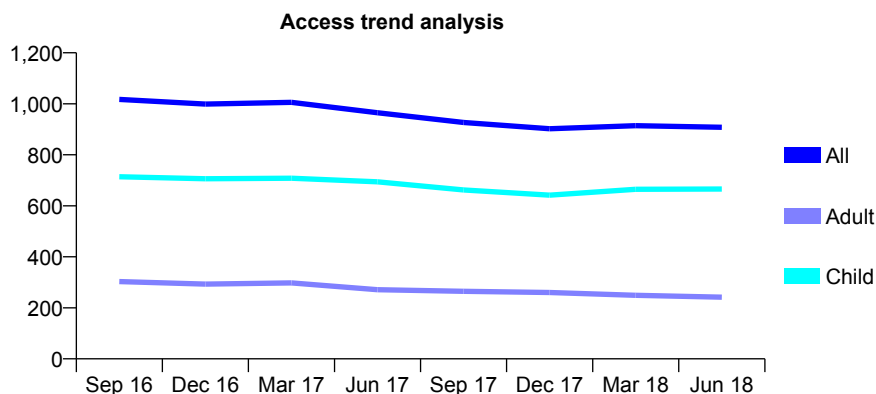
## Q58 - Vital Signs At a Glance Contract Report for 104884/0001 - June 2018

Name or company name	Abacus Dental Care
Contract type name	GDS Contract
Purpose of contract	General
Contract start date	01/12/2014
Contract end date	

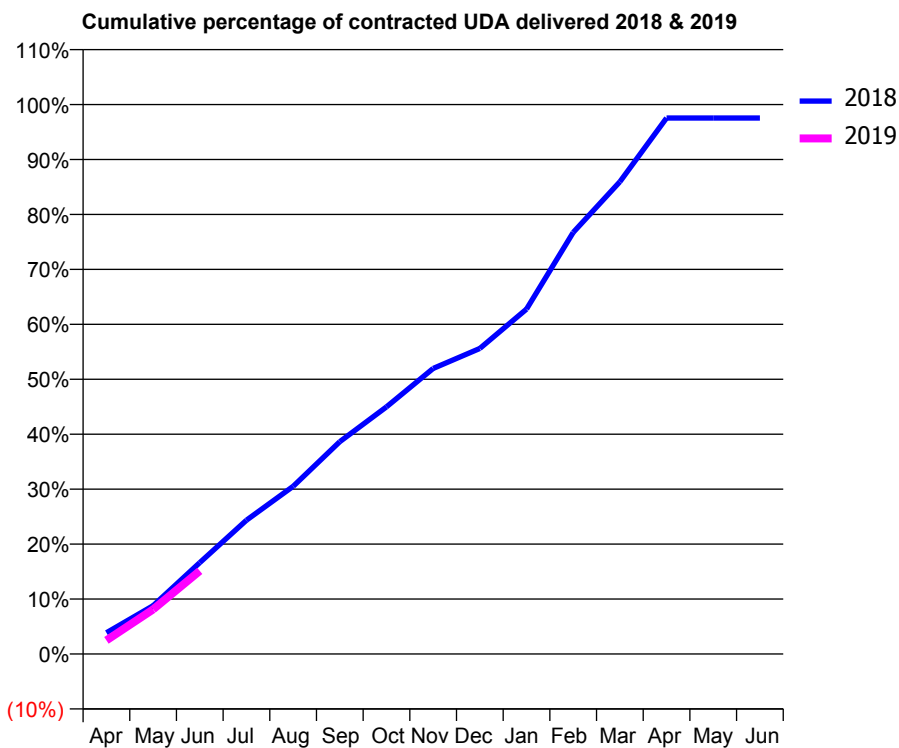
18/19 Contracted general activity (UDA)	2,777
Carry forward general activity (UDA)	0
18/19 Contracted orthodontic activity (UOA)	0
Carry forward orthodontic activity (UOA)	0
Baseline contract value	£57,883.76

### ACCESS\*

Patients seen in 24 months	Total	Change since previous quarter
Quarter ending June 2017	965	
Quarter ending September 2017	927	↓
Quarter ending December 2017	902	↓
Quarter ending March 2018	914	→
Quarter ending June 2018	908	→
<b>Variance since June 2017</b>	<b>(5.9%)</b>	<b>↓</b>



### ACTIVITY



Month	Adjusted Scheduled Activity (UDA)	
	2018	2019
April	107	69
May	244	225
June	462	420
July	676	
August	848	
September	1,073	
October	1,249	
November	1,443	
December	1,544	
January	1,743	
February	2,130	
March	2,387	
April	2,708	
May	2,708	
June	2,708	

### QUALITY

	Quantity	Base Number	Contract	AT	Region	England
% of FP17s for the same patient ID Re-attending within 3 months - Children	25	270	9.3%	10.6%	11.3%	11.5%
% of FP17s for the same patient ID Re-attending within 3 months - Adults	16	86	18.6%	14.5%	14.9%	15.4%
% of FP17s for the same patient ID Re-attending between 3 & 9 months - Children	162	270	60.0%	58.1%	60.0%	58.9%
% of FP17s for the same patient ID Re-attending between 3 & 9 months - Adults	42	86	48.8%	49.3%	52.6%	51.6%
% of FP17s for Band 1 Urgent Courses	15	248	6.0%	8.9%	7.9%	8.9%
% of FP17s Relating to Free Repair or Replacements	0	248	0.0%	0.7%	0.8%	0.8%
% of FP17s Relating to Continuations	1	248	0.4%	0.8%	0.9%	0.9%
% of Patients satisfied with the dentistry they have received	0	0	N/A	93.6%	93.2%	93.2%
% of Patients satisfied with the time they had to wait for an appointment	0	0	N/A	87.7%	89.1%	88.8%

\* This is based on patients treated on this contract for their most recent course of treatment. Figures in italics indicate the base number of FP17s or Patient Questionnaire responses are less than 100. N/A is shown where the base number of responses is less than 10 during the period. % is calculated as Quantity/Base number\*100

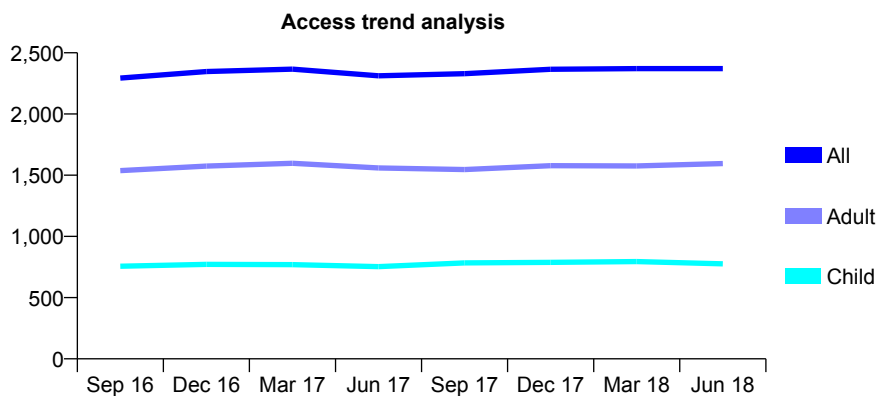
## Q58 - Vital Signs At a Glance Contract Report for 105228/0001 - June 2018

Name or company name	Bancroft Dental Limited
Contract type name	GDS Contract
Purpose of contract	General
Contract start date	01/04/2009
Contract end date	

18/19 Contracted general activity (UDA)	6,300
Carry forward general activity (UDA)	0
18/19 Contracted orthodontic activity (UOA)	0
Carry forward orthodontic activity (UOA)	0
Baseline contract value	£177,227.97

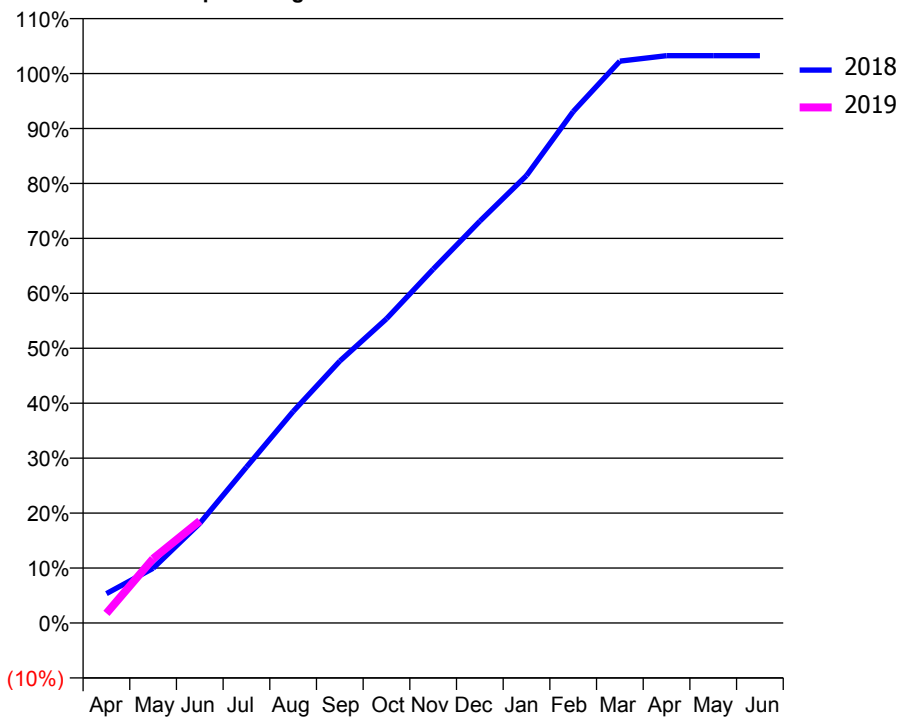
### ACCESS\*

Patients seen in 24 months	Total	Change since previous quarter
Quarter ending June 2017	2,312	
Quarter ending September 2017	2,330	→
Quarter ending December 2017	2,366	→
Quarter ending March 2018	2,371	→
Quarter ending June 2018	2,371	→
<b>Variance since June 2017</b>	<b>2.6%</b>	<b>↑</b>



### ACTIVITY

Cumulative percentage of contracted UDA delivered 2018 & 2019



Adjusted Scheduled Activity (UDA)

Month	2018	2019
April	338	111
May	627	737
June	1,143	1,170
July	1,787	
August	2,425	
September	3,004	
October	3,488	
November	4,056	
December	4,607	
January	5,130	
February	5,864	
March	6,441	
April	6,504	
May	6,504	
June	6,504	

### QUALITY

	Quantity	Base Number	Contract	AT	Region	England
% of FP17s for the same patient ID Re-attending within 3 months - Children	10	250	4.0%	10.6%	11.3%	11.5%
% of FP17s for the same patient ID Re-attending within 3 months - Adults	56	423	13.2%	14.5%	14.9%	15.4%
% of FP17s for the same patient ID Re-attending between 3 & 9 months - Children	146	250	58.4%	58.1%	60.0%	58.9%
% of FP17s for the same patient ID Re-attending between 3 & 9 months - Adults	200	423	47.3%	49.3%	52.6%	51.6%
% of FP17s for Band 1 Urgent Courses	53	638	8.3%	8.9%	7.9%	8.9%
% of FP17s Relating to Free Repair or Replacements	6	638	0.9%	0.7%	0.8%	0.8%
% of FP17s Relating to Continuations	1	638	0.2%	0.8%	0.9%	0.9%
% of Patients satisfied with the dentistry they have received	0	1	N/A	93.6%	93.2%	93.2%
% of Patients satisfied with the time they had to wait for an appointment	0	1	N/A	87.7%	89.1%	88.8%

\* This is based on patients treated on this contract for their most recent course of treatment. Figures in italics indicate the base number of FP17s or Patient Questionnaire responses are less than 100. N/A is shown where the base number of responses is less than 10 during the period. % is calculated as Quantity/Base number\*100

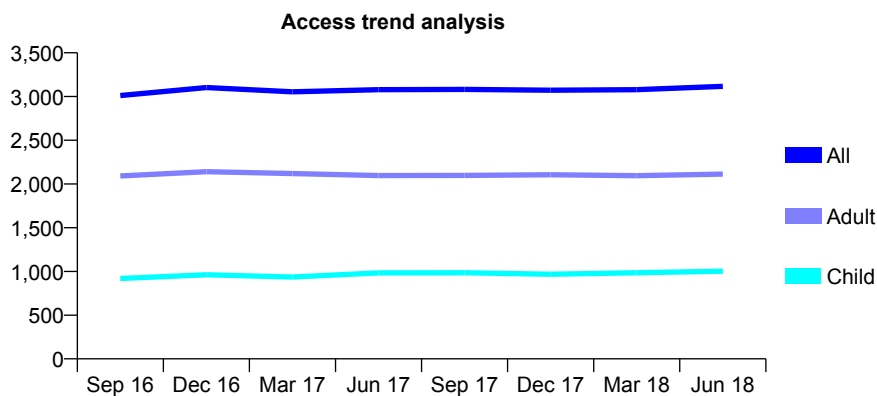
## Q58 - Vital Signs At a Glance Contract Report for 105597/0001 - June 2018

Name or company name	Karz Ltd
Contract type name	GDS Contract
Purpose of contract	General
Contract start date	01/04/2007
Contract end date	

18/19 Contracted general activity (UDA)	7,100
Carry forward general activity (UDA)	0
18/19 Contracted orthodontic activity (UOA)	0
Carry forward orthodontic activity (UOA)	0
Baseline contract value	£202,414.85

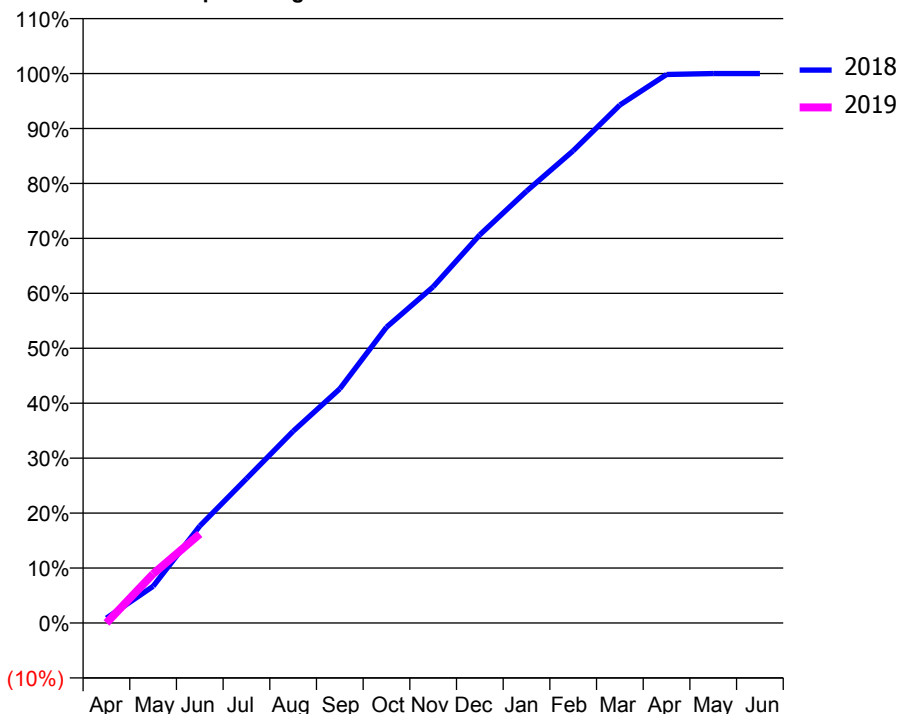
### ACCESS\*

Patients seen in 24 months	Total	Change since previous quarter
Quarter ending June 2017	3,079	
Quarter ending September 2017	3,082	→
Quarter ending December 2017	3,072	→
Quarter ending March 2018	3,079	→
Quarter ending June 2018	3,116	→
<b>Variance since June 2017</b>	<b>1.2%</b>	<b>→</b>



### ACTIVITY

Cumulative percentage of contracted UDA delivered 2018 & 2019



Adjusted Scheduled Activity (UDA)

Month	2018	2019
April	63	0
May	475	634
June	1,253	1,151
July	1,865	
August	2,478	
September	3,026	
October	3,822	
November	4,344	
December	5,016	
January	5,581	
February	6,102	
March	6,694	
April	7,088	
May	7,100	
June	7,100	

### QUALITY

	Quantity	Base Number	Contract	AT	Region	England
% of FP17s for the same patient ID Re-attending within 3 months - Children	38	324	11.7%	10.6%	11.3%	11.5%
% of FP17s for the same patient ID Re-attending within 3 months - Adults	113	569	19.9%	14.5%	14.9%	15.4%
% of FP17s for the same patient ID Re-attending between 3 & 9 months - Children	176	324	54.3%	58.1%	60.0%	58.9%
% of FP17s for the same patient ID Re-attending between 3 & 9 months - Adults	243	569	42.7%	49.3%	52.6%	51.6%
% of FP17s for Band 1 Urgent Courses	79	548	14.4%	8.9%	7.9%	8.9%
% of FP17s Relating to Free Repair or Replacements	1	548	0.2%	0.7%	0.8%	0.8%
% of FP17s Relating to Continuations	3	548	0.5%	0.8%	0.9%	0.9%
% of Patients satisfied with the dentistry they have received	4	4	N/A	93.6%	93.2%	93.2%
% of Patients satisfied with the time they had to wait for an appointment	4	4	N/A	87.7%	89.1%	88.8%

\* This is based on patients treated on this contract for their most recent course of treatment. Figures in italics indicate the base number of FP17s or Patient Questionnaire responses are less than 100. N/A is shown where the base number of responses is less than 10 during the period. % is calculated as Quantity/Base number\*100

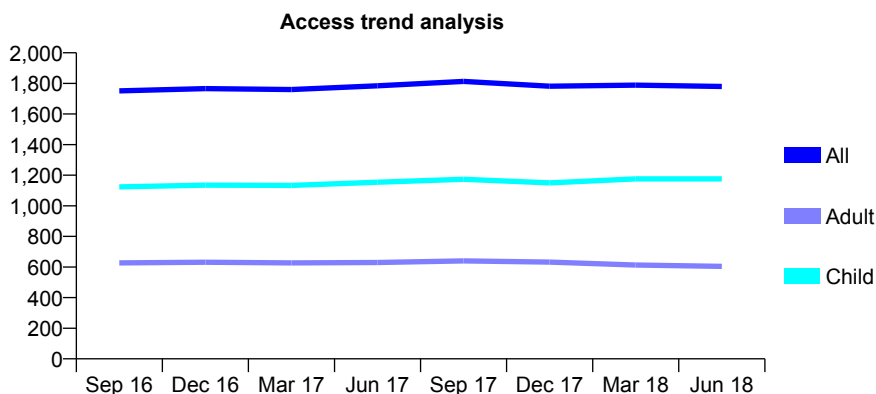
## Q58 - Vital Signs At a Glance Contract Report for 105600/0001 - June 2018

Name or company name	The Shefford Dental Practice Ltd
Contract type name	GDS Contract
Purpose of contract	General
Contract start date	01/02/2013
Contract end date	

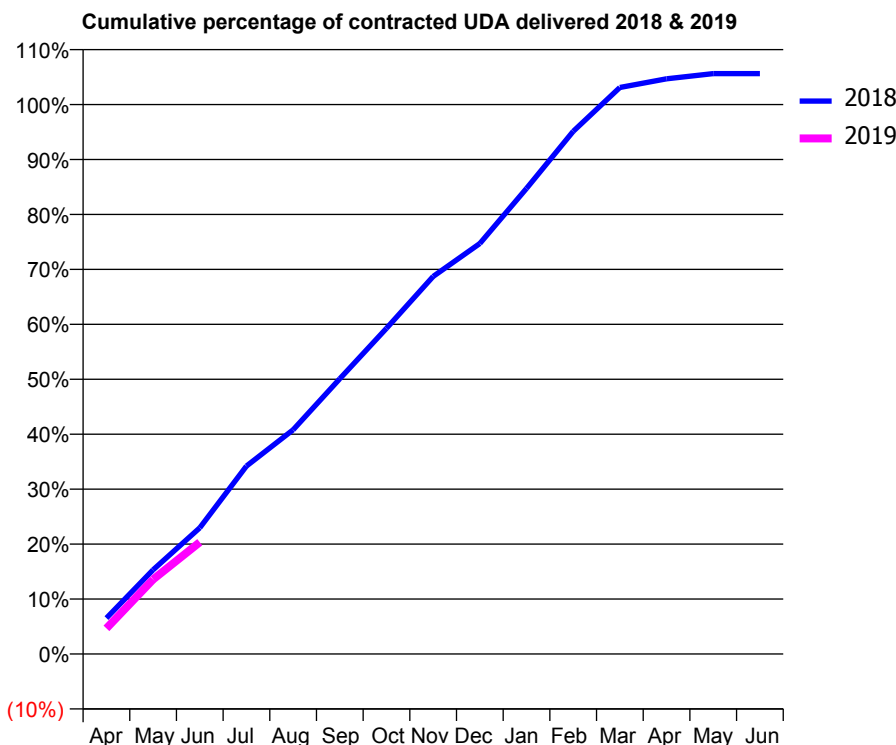
18/19 Contracted general activity (UDA)	3,592
Carry forward general activity (UDA)	0
18/19 Contracted orthodontic activity (UOA)	0
Carry forward orthodontic activity (UOA)	0
Baseline contract value	£80,432.50

### ACCESS\*

Patients seen in 24 months	Total	Change since previous quarter
Quarter ending June 2017	1,784	
Quarter ending September 2017	1,813	→
Quarter ending December 2017	1,782	↓
Quarter ending March 2018	1,789	→
Quarter ending June 2018	1,780	→
<b>Variance since June 2017</b>	<b>(0.2%)</b>	<b>→</b>



### ACTIVITY



Month	Adjusted Scheduled Activity (UDA)	
	2018	2019
April	235	168
May	550	488
June	825	731
July	1,229	
August	1,466	
September	1,800	
October	2,129	
November	2,468	
December	2,684	
January	3,043	
February	3,417	
March	3,704	
April	3,760	
May	3,794	
June	3,794	

### QUALITY

	Quantity	Base Number	Contract	AT	Region	England
% of FP17s for the same patient ID Re-attending within 3 months - Children	34	418	8.1%	10.6%	11.3%	11.5%
% of FP17s for the same patient ID Re-attending within 3 months - Adults	14	163	8.6%	14.5%	14.9%	15.4%
% of FP17s for the same patient ID Re-attending between 3 & 9 months - Children	286	418	68.4%	58.1%	60.0%	58.9%
% of FP17s for the same patient ID Re-attending between 3 & 9 months - Adults	112	163	68.7%	49.3%	52.6%	51.6%
% of FP17s for Band 1 Urgent Courses	23	506	4.5%	8.9%	7.9%	8.9%
% of FP17s Relating to Free Repair or Replacements	0	506	0.0%	0.7%	0.8%	0.8%
% of FP17s Relating to Continuations	0	506	0.0%	0.8%	0.9%	0.9%
% of Patients satisfied with the dentistry they have received	2	2	N/A	93.6%	93.2%	93.2%
% of Patients satisfied with the time they had to wait for an appointment	2	2	N/A	87.7%	89.1%	88.8%

\* This is based on patients treated on this contract for their most recent course of treatment. Figures in italics indicate the base number of FP17s or Patient Questionnaire responses are less than 100. N/A is shown where the base number of responses is less than 10 during the period. % is calculated as Quantity/Base number\*100



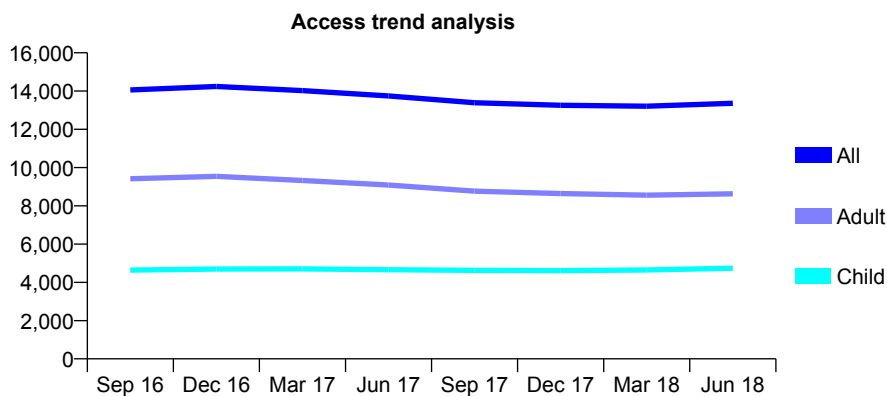
## Q58 - Vital Signs At a Glance Contract Report for 106194/0001 - June 2018

Name or company name	Weston Favell Dental Surgery
Contract type name	GDS Contract
Purpose of contract	General
Contract start date	01/04/2006
Contract end date	

18/19 Contracted general activity (UDA)	42,552
Carry forward general activity (UDA)	0
18/19 Contracted orthodontic activity (UOA)	0
Carry forward orthodontic activity (UOA)	0
Baseline contract value	£1,134,746.92

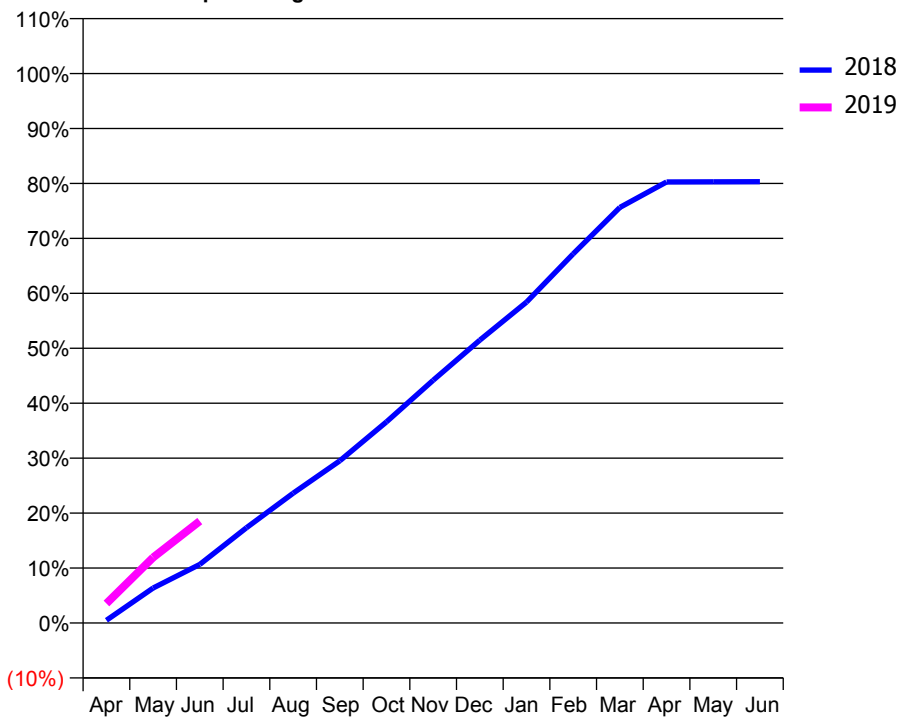
### ACCESS\*

Patients seen in 24 months	Total	Change since previous quarter
Quarter ending June 2017	13,744	
Quarter ending September 2017	13,390	↓
Quarter ending December 2017	13,255	↓
Quarter ending March 2018	13,208	→
Quarter ending June 2018	13,361	→
<b>Variance since June 2017</b>	<b>(2.8%)</b>	<b>↓</b>



### ACTIVITY

Cumulative percentage of contracted UDA delivered 2018 & 2019



Month	Adjusted Scheduled Activity (UDA)	
	2018	2019
April	213	1,516
May	2,715	5,072
June	4,539	7,890
July	7,377	
August	10,054	
September	12,560	
October	15,577	
November	18,795	
December	21,909	
January	24,852	
February	28,586	
March	32,179	
April	34,156	
May	34,169	
June	34,170	

### QUALITY

	Quantity	Base Number	Contract	AT	Region	England
% of FP17s for the same patient ID Re-attending within 3 months - Children	138	1,967	7.0%	10.6%	11.3%	11.5%
% of FP17s for the same patient ID Re-attending within 3 months - Adults	361	3,048	11.8%	14.5%	14.9%	15.4%
% of FP17s for the same patient ID Re-attending between 3 & 9 months - Children	1,212	1,967	61.6%	58.1%	60.0%	58.9%
% of FP17s for the same patient ID Re-attending between 3 & 9 months - Adults	1,582	3,048	51.9%	49.3%	52.6%	51.6%
% of FP17s for Band 1 Urgent Courses	271	4,097	6.6%	8.9%	7.9%	8.9%
% of FP17s Relating to Free Repair or Replacements	25	4,097	0.6%	0.7%	0.8%	0.8%
% of FP17s Relating to Continuations	14	4,097	0.3%	0.8%	0.9%	0.9%
% of Patients satisfied with the dentistry they have received	4	5	N/A	93.6%	93.2%	93.2%
% of Patients satisfied with the time they had to wait for an appointment	2	5	N/A	87.7%	89.1%	88.8%

\* This is based on patients treated on this contract for their most recent course of treatment. Figures in italics indicate the base number of FP17s or Patient Questionnaire responses are less than 100. N/A is shown where the base number of responses is less than 10 during the period. % is calculated as Quantity/Base number\*100

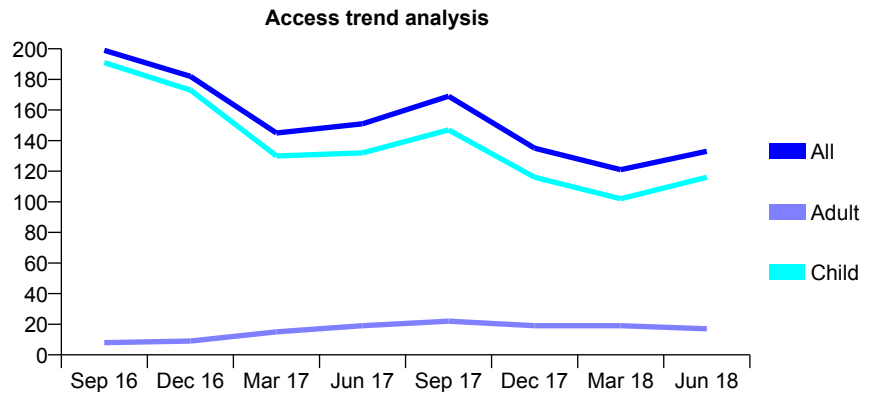
## Q58 - Vital Signs At a Glance Contract Report for 106194/0002 - June 2018

Name or company name	Weston Favell Dental Surgery
Contract type name	GDS Contract
Purpose of contract	General
Contract start date	01/04/2006
Contract end date	

18/19 Contracted general activity (UDA)	4,500
Carry forward general activity (UDA)	0
18/19 Contracted orthodontic activity (UOA)	0
Carry forward orthodontic activity (UOA)	0
Baseline contract value	£166,265.22

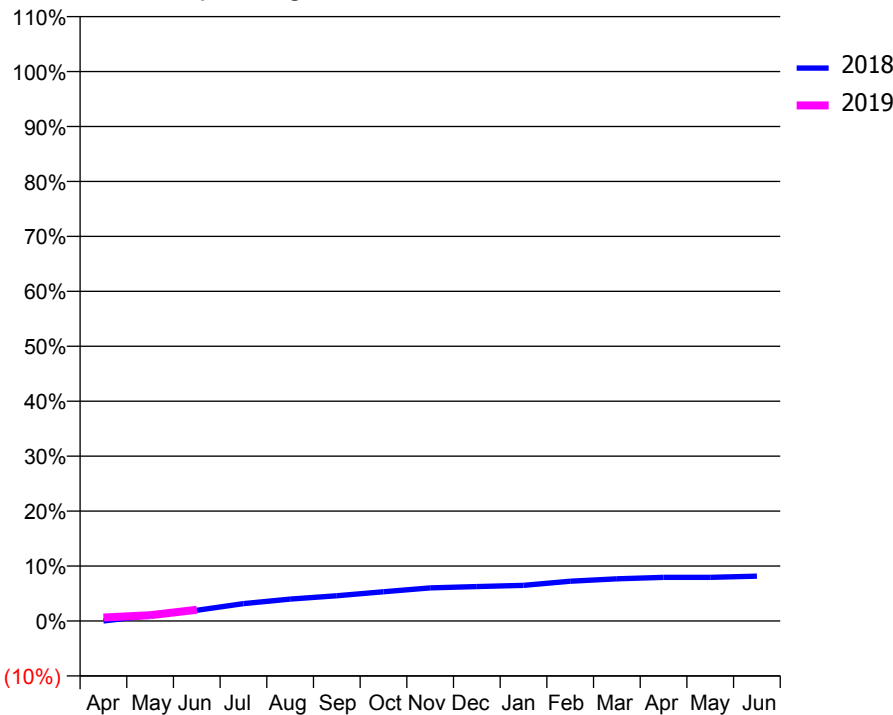
### ACCESS\*

Patients seen in 24 months	Total	Change since previous quarter
Quarter ending June 2017	151	
Quarter ending September 2017	169	↑
Quarter ending December 2017	135	↓
Quarter ending March 2018	121	↓
Quarter ending June 2018	133	↑
<b>Variance since June 2017</b>	<b>(11.9%)</b>	<b>↓</b>



### ACTIVITY

Cumulative percentage of contracted UDA delivered 2018 & 2019



Month	Adjusted Scheduled Activity (UDA)	
	2018	2019
April	0	29
May	45	48
June	88	92
July	142	
August	179	
September	207	
October	239	
November	271	
December	283	
January	292	
February	326	
March	346	
April	358	
May	358	
June	368	

### QUALITY

	Quantity	Base Number	Contract	AT	Region	England
% of FP17s for the same patient ID Re-attending within 3 months - Children	1	51	2.0%	10.6%	11.3%	11.5%
% of FP17s for the same patient ID Re-attending within 3 months - Adults	0	1	0.0%	14.5%	14.9%	15.4%
% of FP17s for the same patient ID Re-attending between 3 & 9 months - Children	5	51	9.8%	58.1%	60.0%	58.9%
% of FP17s for the same patient ID Re-attending between 3 & 9 months - Adults	0	1	0.0%	49.3%	52.6%	51.6%
% of FP17s for Band 1 Urgent Courses	0	42	0.0%	8.9%	7.9%	8.9%
% of FP17s Relating to Free Repair or Replacements	0	42	0.0%	0.7%	0.8%	0.8%
% of FP17s Relating to Continuations	0	42	0.0%	0.8%	0.9%	0.9%
% of Patients satisfied with the dentistry they have received	0	0	N/A	93.6%	93.2%	93.2%
% of Patients satisfied with the time they had to wait for an appointment	0	0	N/A	87.7%	89.1%	88.8%

\* This is based on patients treated on this contract for their most recent course of treatment. Figures in italics indicate the base number of FP17s or Patient Questionnaire responses are less than 100. N/A is shown where the base number of responses is less than 10 during the period. % is calculated as Quantity/Base number\*100

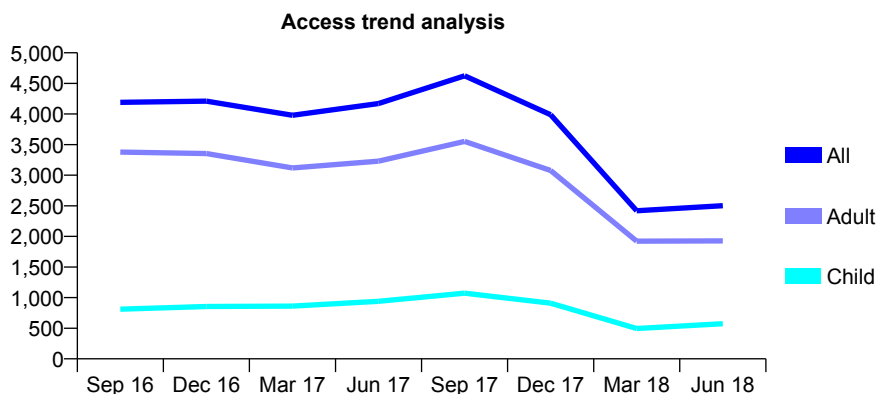
## Q58 - Vital Signs At a Glance Contract Report for 106259/0001 - June 2018

Name or company name	Mr S Mehra and Mr A Khetia
Contract type name	GDS Contract
Purpose of contract	General
Contract start date	28/05/2014
Contract end date	

18/19 Contracted general activity (UDA)	11,262
Carry forward general activity (UDA)	0
18/19 Contracted orthodontic activity (UOA)	0
Carry forward orthodontic activity (UOA)	0
Baseline contract value	£212,908.17

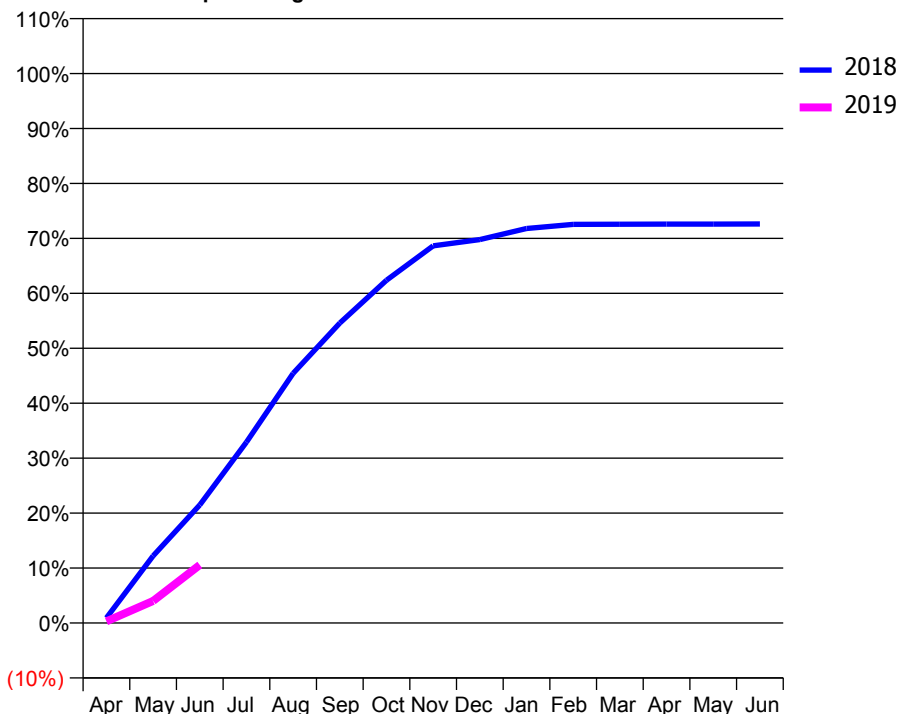
### ACCESS\*

Patients seen in 24 months	Total	Change since previous quarter
Quarter ending June 2017	4,170	
Quarter ending September 2017	4,624	↑
Quarter ending December 2017	3,987	↓
Quarter ending March 2018	2,419	↓
Quarter ending June 2018	2,502	↑
<b>Variance since June 2017</b>	<b>(40.0%)</b>	<b>↓</b>



### ACTIVITY

Cumulative percentage of contracted UDA delivered 2018 & 2019



Adjusted Scheduled Activity (UDA)

Month	2018	2019
April	105	35
May	1,375	451
June	2,419	1,190
July	3,708	
August	5,117	
September	6,148	
October	7,026	
November	7,731	
December	7,858	
January	8,085	
February	8,171	
March	8,174	
April	8,176	
May	8,176	
June	8,178	

### QUALITY

	Quantity	Base Number	Contract	AT	Region	England
% of FP17s for the same patient ID Re-attending within 3 months - Children	2	215	0.9%	10.6%	11.3%	11.5%
% of FP17s for the same patient ID Re-attending within 3 months - Adults	6	488	1.2%	14.5%	14.9%	15.4%
% of FP17s for the same patient ID Re-attending between 3 & 9 months - Children	22	215	10.2%	58.1%	60.0%	58.9%
% of FP17s for the same patient ID Re-attending between 3 & 9 months - Adults	52	488	10.7%	49.3%	52.6%	51.6%
% of FP17s for Band 1 Urgent Courses	41	698	5.9%	8.9%	7.9%	8.9%
% of FP17s Relating to Free Repair or Replacements	3	698	0.4%	0.7%	0.8%	0.8%
% of FP17s Relating to Continuations	2	698	0.3%	0.8%	0.9%	0.9%
% of Patients satisfied with the dentistry they have received	4	4	N/A	93.6%	93.2%	93.2%
% of Patients satisfied with the time they had to wait for an appointment	3	4	N/A	87.7%	89.1%	88.8%

\* This is based on patients treated on this contract for their most recent course of treatment. Figures in italics indicate the base number of FP17s or Patient Questionnaire responses are less than 100. N/A is shown where the base number of responses is less than 10 during the period. % is calculated as Quantity/Base number\*100

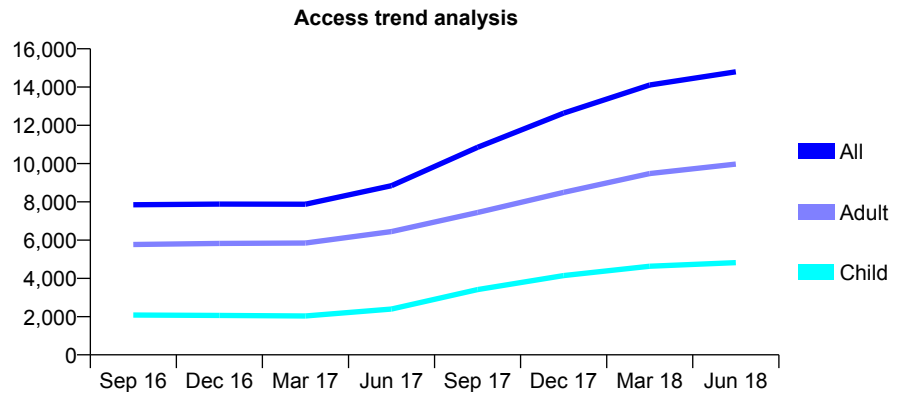
## Q58 - Vital Signs At a Glance Contract Report for 107573/0002 - June 2018

Name or company name	Mr S Bhandal
Contract type name	GDS Contract
Purpose of contract	General
Contract start date	11/02/2014
Contract end date	

18/19 Contracted general activity (UDA)	41,255
Carry forward general activity (UDA)	0
18/19 Contracted orthodontic activity (UOA)	0
Carry forward orthodontic activity (UOA)	0
Baseline contract value	£1,322,643.08

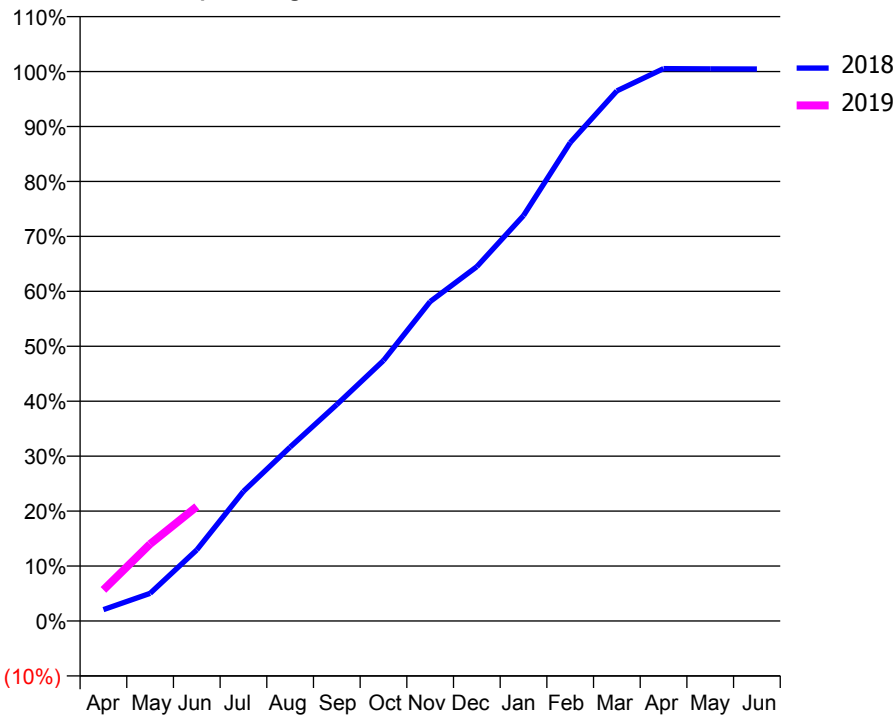
### ACCESS\*

Patients seen in 24 months	Total	Change since previous quarter
Quarter ending June 2017	8,843	
Quarter ending September 2017	10,852	↑
Quarter ending December 2017	12,639	↑
Quarter ending March 2018	14,108	↑
Quarter ending June 2018	14,794	↑
<b>Variance since June 2017</b>	<b>67.3%</b>	<b>↑</b>



### ACTIVITY

Cumulative percentage of contracted UDA delivered 2018 & 2019



Month	Adjusted Scheduled Activity (UDA)	
	2018	2019
April	801	2,339
May	1,949	5,781
June	5,005	8,591
July	9,124	
August	12,233	
September	15,222	
October	18,321	
November	22,465	
December	24,926	
January	28,513	
February	33,642	
March	37,281	
April	38,853	
May	38,831	
June	38,822	

### QUALITY

	Quantity	Base Number	Contract	AT	Region	England
% of FP17s for the same patient ID Re-attending within 3 months - Children	133	1,760	7.6%	10.6%	11.3%	11.5%
% of FP17s for the same patient ID Re-attending within 3 months - Adults	350	3,241	10.8%	14.5%	14.9%	15.4%
% of FP17s for the same patient ID Re-attending between 3 & 9 months - Children	1,066	1,760	60.6%	58.1%	60.0%	58.9%
% of FP17s for the same patient ID Re-attending between 3 & 9 months - Adults	1,446	3,241	44.6%	49.3%	52.6%	51.6%
% of FP17s for Band 1 Urgent Courses	311	4,281	7.3%	8.9%	7.9%	8.9%
% of FP17s Relating to Free Repair or Replacements	21	4,281	0.5%	0.7%	0.8%	0.8%
% of FP17s Relating to Continuations	14	4,281	0.3%	0.8%	0.9%	0.9%
% of Patients satisfied with the dentistry they have received	5	5	N/A	93.6%	93.2%	93.2%
% of Patients satisfied with the time they had to wait for an appointment	3	5	N/A	87.7%	89.1%	88.8%

\* This is based on patients treated on this contract for their most recent course of treatment. Figures in italics indicate the base number of FP17s or Patient Questionnaire responses are less than 100. N/A is shown where the base number of responses is less than 10 during the period. % is calculated as Quantity/Base number\*100

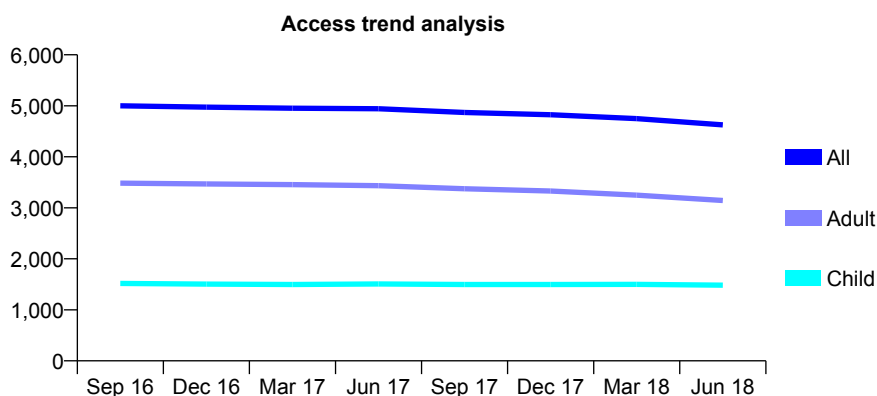
## Q58 - Vital Signs At a Glance Contract Report for 107581/0001 - June 2018

Name or company name	Mr R Naidoo and Mrs S Naidoo
Contract type name	GDS Contract
Purpose of contract	General
Contract start date	01/04/2006
Contract end date	

18/19 Contracted general activity (UDA)	7,404
Carry forward general activity (UDA)	0
18/19 Contracted orthodontic activity (UOA)	0
Carry forward orthodontic activity (UOA)	0
Baseline contract value	£190,892.78

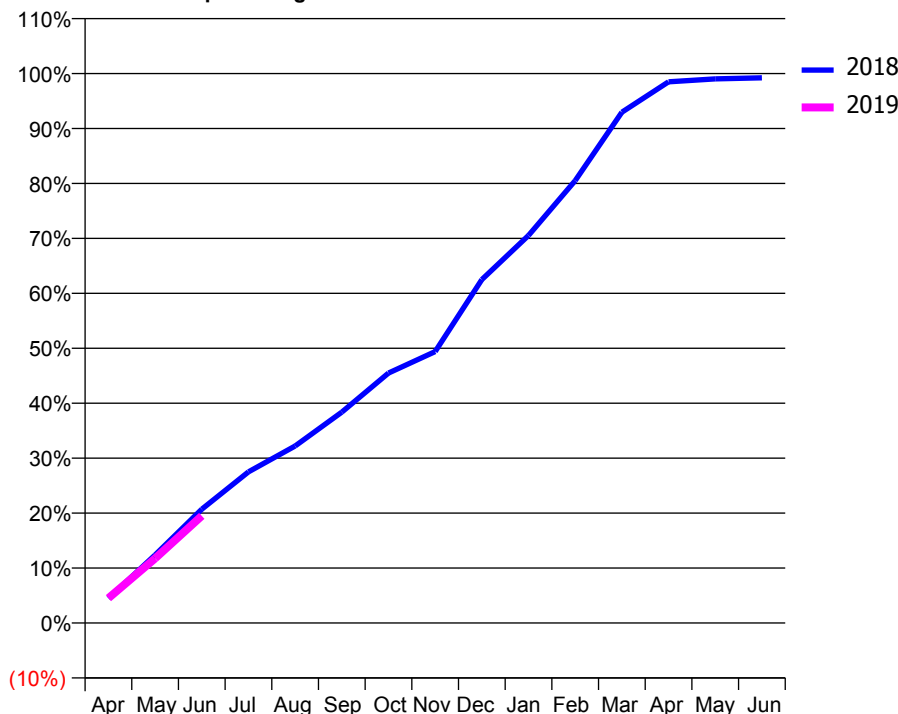
### ACCESS\*

Patients seen in 24 months	Total	Change since previous quarter
Quarter ending June 2017	4,942	
Quarter ending September 2017	4,869	↓
Quarter ending December 2017	4,826	→
Quarter ending March 2018	4,749	↓
Quarter ending June 2018	4,627	↓
<b>Variance since June 2017</b>	<b>(6.4%)</b>	<b>↓</b>



### ACTIVITY

Cumulative percentage of contracted UDA delivered 2018 & 2019



Month	Adjusted Scheduled Activity (UDA)	
	2018	2019
April	334	335
May	917	871
June	1,533	1,444
July	2,037	
August	2,385	
September	2,841	
October	3,369	
November	3,658	
December	4,627	
January	5,222	
February	5,961	
March	6,882	
April	7,291	
May	7,332	
June	7,347	

### QUALITY

	Quantity	Base Number	Contract	AT	Region	England
% of FP17s for the same patient ID Re-attending within 3 months - Children	45	444	10.1%	10.6%	11.3%	11.5%
% of FP17s for the same patient ID Re-attending within 3 months - Adults	120	774	15.5%	14.5%	14.9%	15.4%
% of FP17s for the same patient ID Re-attending between 3 & 9 months - Children	137	444	30.9%	58.1%	60.0%	58.9%
% of FP17s for the same patient ID Re-attending between 3 & 9 months - Adults	206	774	26.6%	49.3%	52.6%	51.6%
% of FP17s for Band 1 Urgent Courses	53	773	6.9%	8.9%	7.9%	8.9%
% of FP17s Relating to Free Repair or Replacements	5	773	0.6%	0.7%	0.8%	0.8%
% of FP17s Relating to Continuations	2	773	0.3%	0.8%	0.9%	0.9%
% of Patients satisfied with the dentistry they have received	2	2	N/A	93.6%	93.2%	93.2%
% of Patients satisfied with the time they had to wait for an appointment	2	2	N/A	87.7%	89.1%	88.8%

\* This is based on patients treated on this contract for their most recent course of treatment. Figures in italics indicate the base number of FP17s or Patient Questionnaire responses are less than 100. N/A is shown where the base number of responses is less than 10 during the period. % is calculated as Quantity/Base number\*100

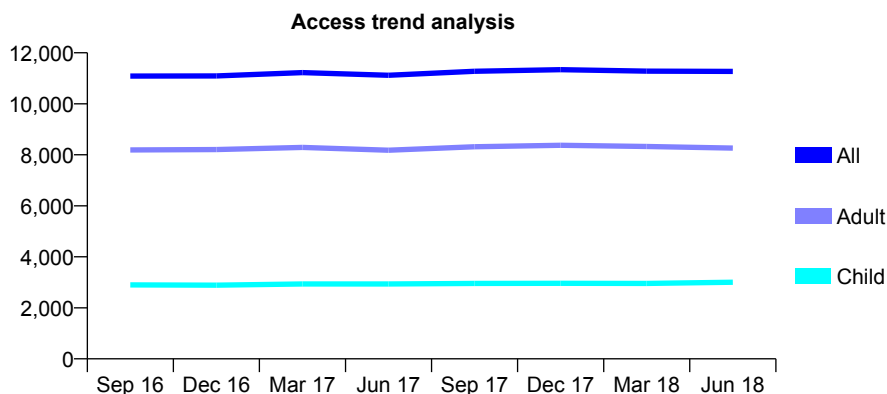
## Q58 - Vital Signs At a Glance Contract Report for 108561/0001 - June 2018

Name or company name	Stevenage Dental Practice
Contract type name	GDS Contract
Purpose of contract	General
Contract start date	01/04/2006
Contract end date	

18/19 Contracted general activity (UDA)	28,940
Carry forward general activity (UDA)	0
18/19 Contracted orthodontic activity (UOA)	0
Carry forward orthodontic activity (UOA)	0
Baseline contract value	£793,515.69

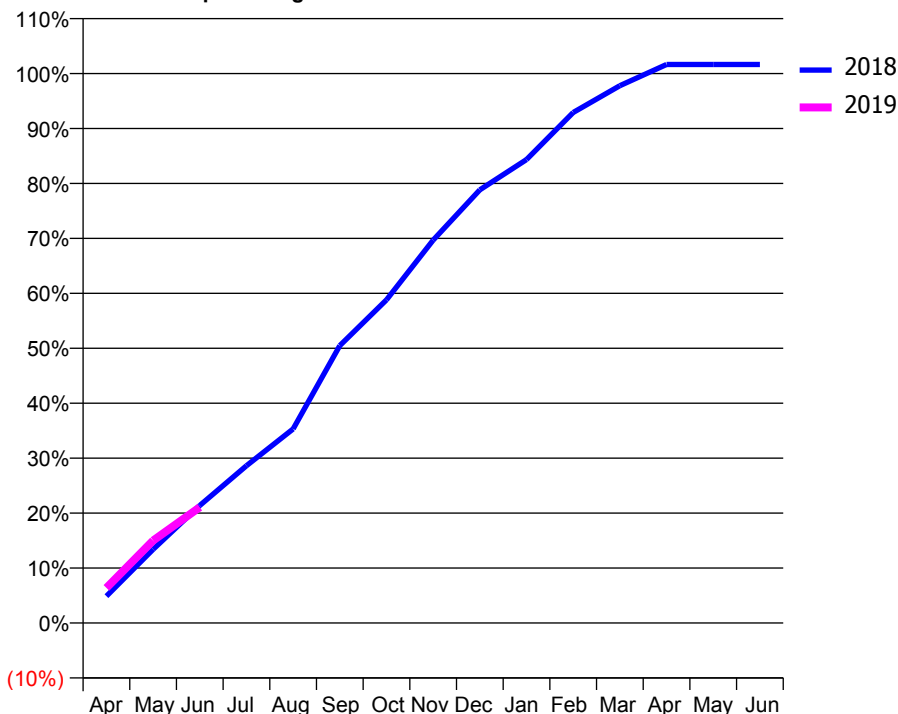
### ACCESS\*

Patients seen in 24 months	Total	Change since previous quarter
Quarter ending June 2017	11,118	
Quarter ending September 2017	11,274	→
Quarter ending December 2017	11,336	→
Quarter ending March 2018	11,281	→
Quarter ending June 2018	11,268	→
<b>Variance since June 2017</b>	<b>1.3%</b>	<b>→</b>



### ACTIVITY

Cumulative percentage of contracted UDA delivered 2018 & 2019



Adjusted Scheduled Activity (UDA)

Month	2018	2019
April	1,413	1,850
May	3,878	4,344
June	6,191	6,102
July	8,284	
August	10,223	
September	14,609	
October	17,021	
November	20,163	
December	22,813	
January	24,406	
February	26,888	
March	28,301	
April	29,418	
May	29,416	
June	29,415	

### QUALITY

	Quantity	Base Number	Contract	AT	Region	England
% of FP17s for the same patient ID Re-attending within 3 months - Children	45	978	4.6%	10.6%	11.3%	11.5%
% of FP17s for the same patient ID Re-attending within 3 months - Adults	268	2,256	11.9%	14.5%	14.9%	15.4%
% of FP17s for the same patient ID Re-attending between 3 & 9 months - Children	505	978	51.6%	58.1%	60.0%	58.9%
% of FP17s for the same patient ID Re-attending between 3 & 9 months - Adults	872	2,256	38.7%	49.3%	52.6%	51.6%
% of FP17s for Band 1 Urgent Courses	296	2,863	10.3%	8.9%	7.9%	8.9%
% of FP17s Relating to Free Repair or Replacements	16	2,863	0.6%	0.7%	0.8%	0.8%
% of FP17s Relating to Continuations	26	2,863	0.9%	0.8%	0.9%	0.9%
% of Patients satisfied with the dentistry they have received	13	14	92.9%	93.6%	93.2%	93.2%
% of Patients satisfied with the time they had to wait for an appointment	12	14	85.7%	87.7%	89.1%	88.8%

\* This is based on patients treated on this contract for their most recent course of treatment. Figures in italics indicate the base number of FP17s or Patient Questionnaire responses are less than 100. N/A is shown where the base number of responses is less than 10 during the period. % is calculated as Quantity/Base number\*100

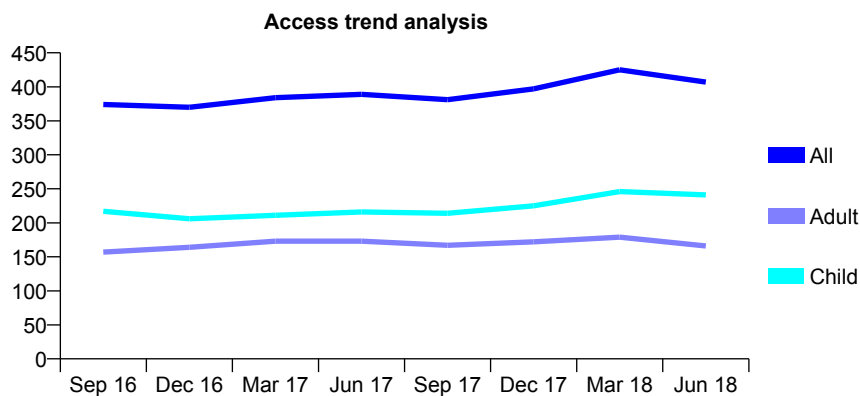
## Q58 - Vital Signs At a Glance Contract Report for 109908/0001 - June 2018

Name or company name	Tailored Dental Care
Contract type name	GDS Contract
Purpose of contract	General
Contract start date	01/05/2015
Contract end date	

18/19 Contracted general activity (UDA)	1,524
Carry forward general activity (UDA)	0
18/19 Contracted orthodontic activity (UOA)	0
Carry forward orthodontic activity (UOA)	0
Baseline contract value	£36,432.87

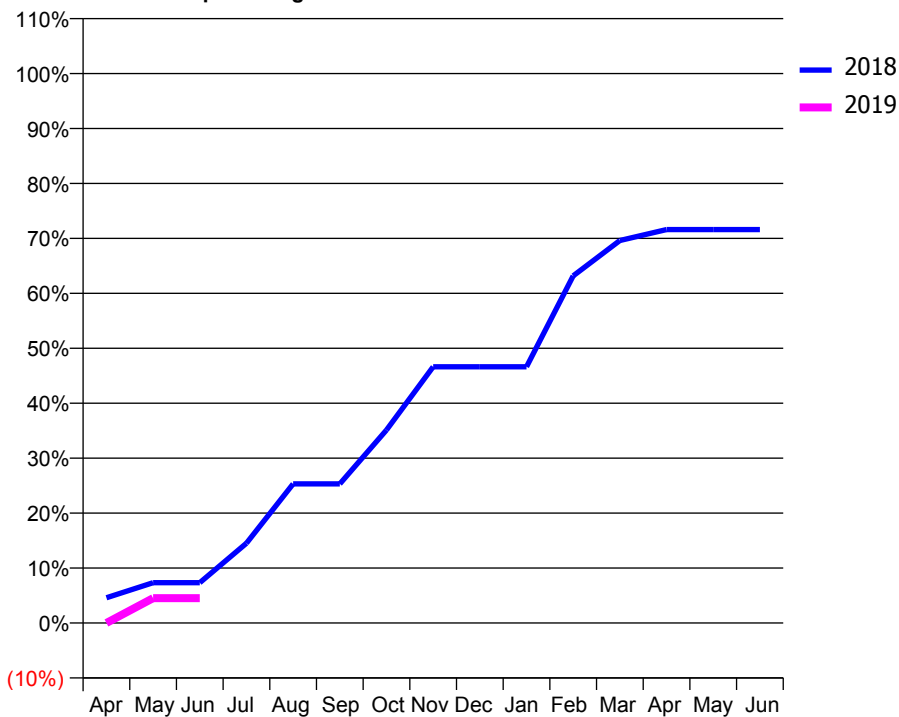
### ACCESS\*

Patients seen in 24 months	Total	Change since previous quarter
Quarter ending June 2017	389	
Quarter ending September 2017	381	↓
Quarter ending December 2017	397	↑
Quarter ending March 2018	425	↑
Quarter ending June 2018	407	↓
<b>Variance since June 2017</b>	<b>4.6%</b>	<b>↑</b>



### ACTIVITY

Cumulative percentage of contracted UDA delivered 2018 & 2019



Adjusted Scheduled Activity (UDA)

Month	2018	2019
April	70	0
May	112	69
June	112	69
July	221	
August	386	
September	386	
October	535	
November	711	
December	711	
January	711	
February	963	
March	1,061	
April	1,091	
May	1,091	
June	1,091	

### QUALITY

	Quantity	Base Number	Contract	AT	Region	England
% of FP17s for the same patient ID Re-attending within 3 months - Children	2	30	6.7%	10.6%	11.3%	11.5%
% of FP17s for the same patient ID Re-attending within 3 months - Adults	0	19	0.0%	14.5%	14.9%	15.4%
% of FP17s for the same patient ID Re-attending between 3 & 9 months - Children	27	30	90.0%	58.1%	60.0%	58.9%
% of FP17s for the same patient ID Re-attending between 3 & 9 months - Adults	14	19	73.7%	49.3%	52.6%	51.6%
% of FP17s for Band 1 Urgent Courses	0	38	0.0%	8.9%	7.9%	8.9%
% of FP17s Relating to Free Repair or Replacements	0	38	0.0%	0.7%	0.8%	0.8%
% of FP17s Relating to Continuations	0	38	0.0%	0.8%	0.9%	0.9%
% of Patients satisfied with the dentistry they have received	0	0	N/A	93.6%	93.2%	93.2%
% of Patients satisfied with the time they had to wait for an appointment	0	0	N/A	87.7%	89.1%	88.8%

\* This is based on patients treated on this contract for their most recent course of treatment. Figures in italics indicate the base number of FP17s or Patient Questionnaire responses are less than 100. N/A is shown where the base number of responses is less than 10 during the period. % is calculated as Quantity/Base number\*100

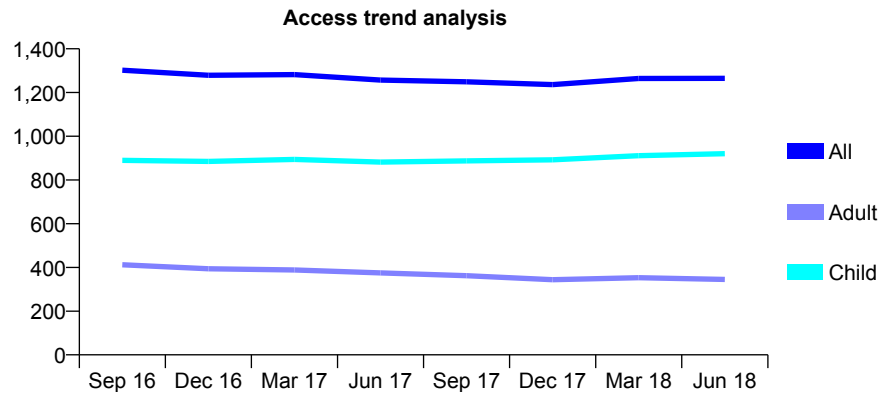
## Q58 - Vital Signs At a Glance Contract Report for 110280/0001 - June 2018

Name or company name	Purleys Dental Care
Contract type name	GDS Contract
Purpose of contract	General
Contract start date	01/04/2006
Contract end date	

18/19 Contracted general activity (UDA)	5,890
Carry forward general activity (UDA)	0
18/19 Contracted orthodontic activity (UOA)	0
Carry forward orthodontic activity (UOA)	0
Baseline contract value	£169,958.25

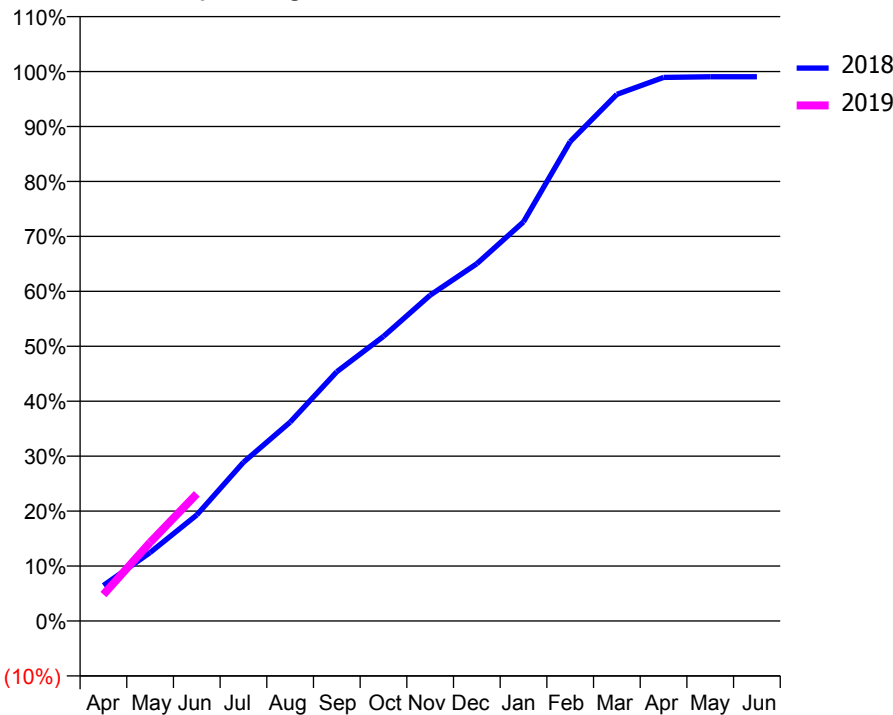
### ACCESS\*

Patients seen in 24 months	Total	Change since previous quarter
Quarter ending June 2017	1,257	
Quarter ending September 2017	1,249	→
Quarter ending December 2017	1,236	↓
Quarter ending March 2018	1,264	↑
Quarter ending June 2018	1,265	→
<b>Variance since June 2017</b>	<b>0.6%</b>	<b>→</b>



### ACTIVITY

Cumulative percentage of contracted UDA delivered 2018 & 2019



Month	Adjusted Scheduled Activity (UDA)	
	2018	2019
April	381	283
May	733	843
June	1,138	1,363
July	1,702	
August	2,131	
September	2,672	
October	3,051	
November	3,493	
December	3,830	
January	4,279	
February	5,139	
March	5,645	
April	5,827	
May	5,834	
June	5,834	

### QUALITY

	Quantity	Base Number	Contract	AT	Region	England
% of FP17s for the same patient ID Re-attending within 3 months - Children	48	508	9.4%	10.6%	11.3%	11.5%
% of FP17s for the same patient ID Re-attending within 3 months - Adults	20	93	21.5%	14.5%	14.9%	15.4%
% of FP17s for the same patient ID Re-attending between 3 & 9 months - Children	366	508	72.0%	58.1%	60.0%	58.9%
% of FP17s for the same patient ID Re-attending between 3 & 9 months - Adults	57	93	61.3%	49.3%	52.6%	51.6%
% of FP17s for Band 1 Urgent Courses	17	538	3.2%	8.9%	7.9%	8.9%
% of FP17s Relating to Free Repair or Replacements	0	538	0.0%	0.7%	0.8%	0.8%
% of FP17s Relating to Continuations	2	538	0.4%	0.8%	0.9%	0.9%
% of Patients satisfied with the dentistry they have received	1	1	N/A	93.6%	93.2%	93.2%
% of Patients satisfied with the time they had to wait for an appointment	1	1	N/A	87.7%	89.1%	88.8%

\* This is based on patients treated on this contract for their most recent course of treatment. Figures in italics indicate the base number of FP17s or Patient Questionnaire responses are less than 100. N/A is shown where the base number of responses is less than 10 during the period. % is calculated as Quantity/Base number\*100



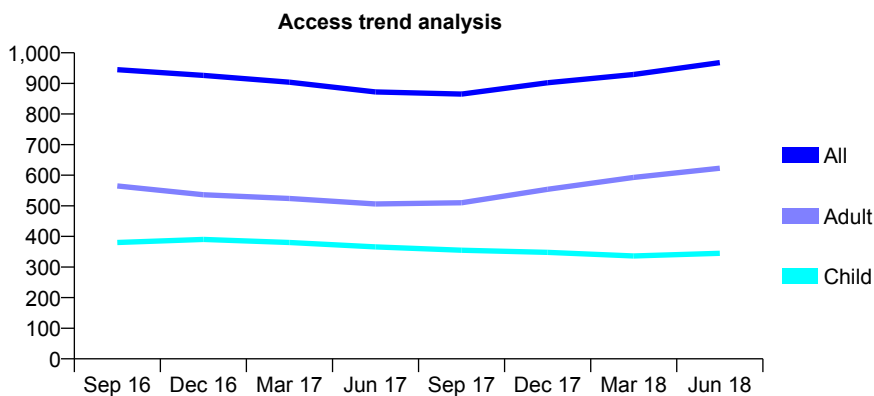
## Q58 - Vital Signs At a Glance Contract Report for 113492/0001 - June 2018

Name or company name	Bucklersbury Dental Surgery
Contract type name	GDS Contract
Purpose of contract	General
Contract start date	01/08/2011
Contract end date	

18/19 Contracted general activity (UDA)	3,832
Carry forward general activity (UDA)	0
18/19 Contracted orthodontic activity (UOA)	0
Carry forward orthodontic activity (UOA)	0
Baseline contract value	£95,983.85

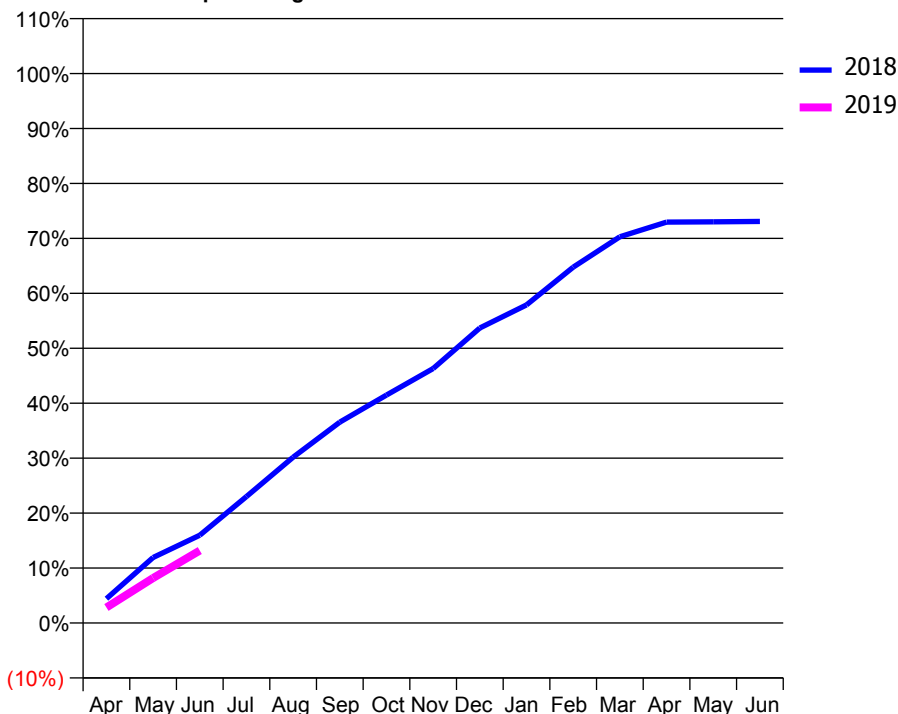
### ACCESS\*

Patients seen in 24 months	Total	Change since previous quarter
Quarter ending June 2017	872	
Quarter ending September 2017	865	→
Quarter ending December 2017	902	↑
Quarter ending March 2018	929	↑
Quarter ending June 2018	968	↑
<b>Variance since June 2017</b>	<b>11.0%</b>	<b>↑</b>



### ACTIVITY

Cumulative percentage of contracted UDA delivered 2018 & 2019



Adjusted Scheduled Activity (UDA)		
Month	2018	2019
April	170	109
May	457	314
June	612	505
July	882	
August	1,156	
September	1,401	
October	1,590	
November	1,774	
December	2,057	
January	2,218	
February	2,481	
March	2,693	
April	2,795	
May	2,797	
June	2,800	

### QUALITY

	Quantity	Base Number	Contract	AT	Region	England
% of FP17s for the same patient ID Re-attending within 3 months - Children	7	128	5.5%	10.6%	11.3%	11.5%
% of FP17s for the same patient ID Re-attending within 3 months - Adults	17	146	11.6%	14.5%	14.9%	15.4%
% of FP17s for the same patient ID Re-attending between 3 & 9 months - Children	64	128	50.0%	58.1%	60.0%	58.9%
% of FP17s for the same patient ID Re-attending between 3 & 9 months - Adults	56	146	38.4%	49.3%	52.6%	51.6%
% of FP17s for Band 1 Urgent Courses	6	231	2.6%	8.9%	7.9%	8.9%
% of FP17s Relating to Free Repair or Replacements	1	231	0.4%	0.7%	0.8%	0.8%
% of FP17s Relating to Continuations	0	231	0.0%	0.8%	0.9%	0.9%
% of Patients satisfied with the dentistry they have received	2	2	N/A	93.6%	93.2%	93.2%
% of Patients satisfied with the time they had to wait for an appointment	2	2	N/A	87.7%	89.1%	88.8%

\* This is based on patients treated on this contract for their most recent course of treatment. Figures in italics indicate the base number of FP17s or Patient Questionnaire responses are less than 100. N/A is shown where the base number of responses is less than 10 during the period. % is calculated as Quantity/Base number\*100

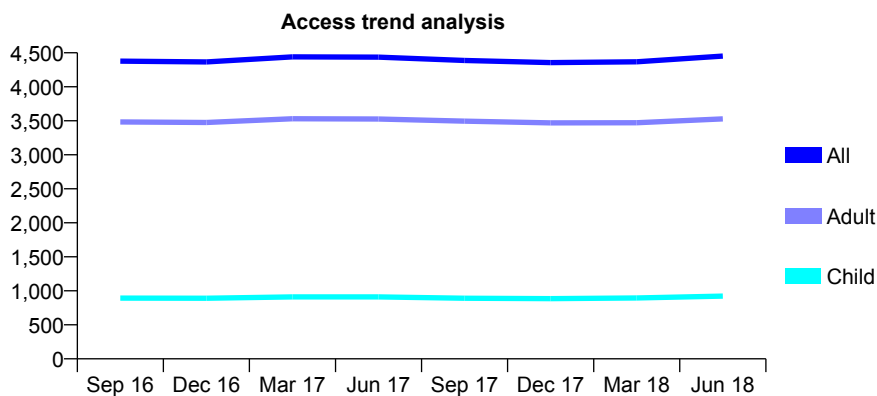
## Q58 - Vital Signs At a Glance Contract Report for 113506/0001 - June 2018

Name or company name	Leighton House Practice Limited
Contract type name	GDS Contract
Purpose of contract	General
Contract start date	01/04/2009
Contract end date	

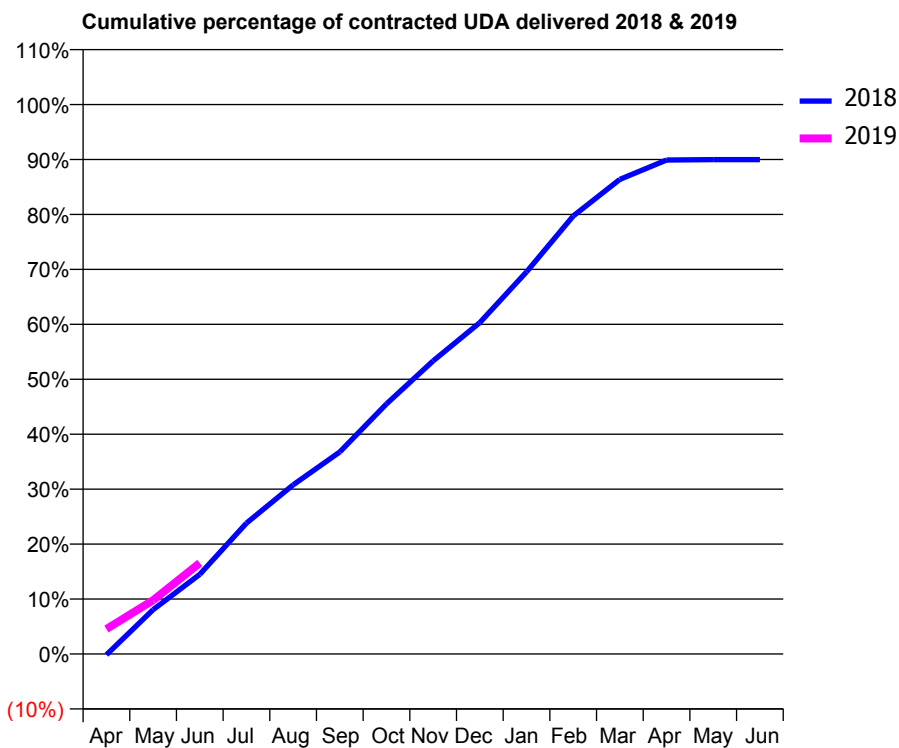
18/19 Contracted general activity (UDA)	14,865
Carry forward general activity (UDA)	0
18/19 Contracted orthodontic activity (UOA)	0
Carry forward orthodontic activity (UOA)	0
Baseline contract value	£413,669.53

### ACCESS\*

Patients seen in 24 months	Total	Change since previous quarter
Quarter ending June 2017	4,437	
Quarter ending September 2017	4,387	↓
Quarter ending December 2017	4,356	→
Quarter ending March 2018	4,368	→
Quarter ending June 2018	4,452	→
<b>Variance since June 2017</b>	<b>0.3%</b>	<b>→</b>



### ACTIVITY



Month	Adjusted Scheduled Activity (UDA)	
	2018	2019
April	-25	675
May	1,201	1,454
June	2,157	2,463
July	3,539	
August	4,576	
September	5,466	
October	6,767	
November	7,929	
December	8,966	
January	10,336	
February	11,848	
March	12,840	
April	13,362	
May	13,376	
June	13,376	

### QUALITY

	Quantity	Base Number	Contract	AT	Region	England
% of FP17s for the same patient ID Re-attending within 3 months - Children	24	352	6.8%	10.6%	11.3%	11.5%
% of FP17s for the same patient ID Re-attending within 3 months - Adults	131	1,096	12.0%	14.5%	14.9%	15.4%
% of FP17s for the same patient ID Re-attending between 3 & 9 months - Children	186	352	52.8%	58.1%	60.0%	58.9%
% of FP17s for the same patient ID Re-attending between 3 & 9 months - Adults	555	1,096	50.6%	49.3%	52.6%	51.6%
% of FP17s for Band 1 Urgent Courses	70	1,222	5.7%	8.9%	7.9%	8.9%
% of FP17s Relating to Free Repair or Replacements	25	1,222	2.0%	0.7%	0.8%	0.8%
% of FP17s Relating to Continuations	15	1,222	1.2%	0.8%	0.9%	0.9%
% of Patients satisfied with the dentistry they have received	4	5	N/A	93.6%	93.2%	93.2%
% of Patients satisfied with the time they had to wait for an appointment	5	5	N/A	87.7%	89.1%	88.8%

\* This is based on patients treated on this contract for their most recent course of treatment. Figures in italics indicate the base number of FP17s or Patient Questionnaire responses are less than 100. N/A is shown where the base number of responses is less than 10 during the period. % is calculated as Quantity/Base number\*100

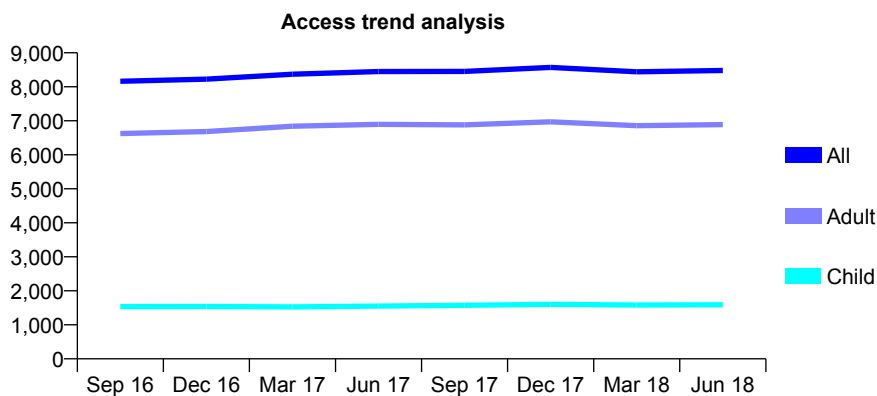
## Q58 - Vital Signs At a Glance Contract Report for 114170/0001 - June 2018

Name or company name	King Gaigher & Chastell
Contract type name	GDS Contract
Purpose of contract	General
Contract start date	01/04/2008
Contract end date	

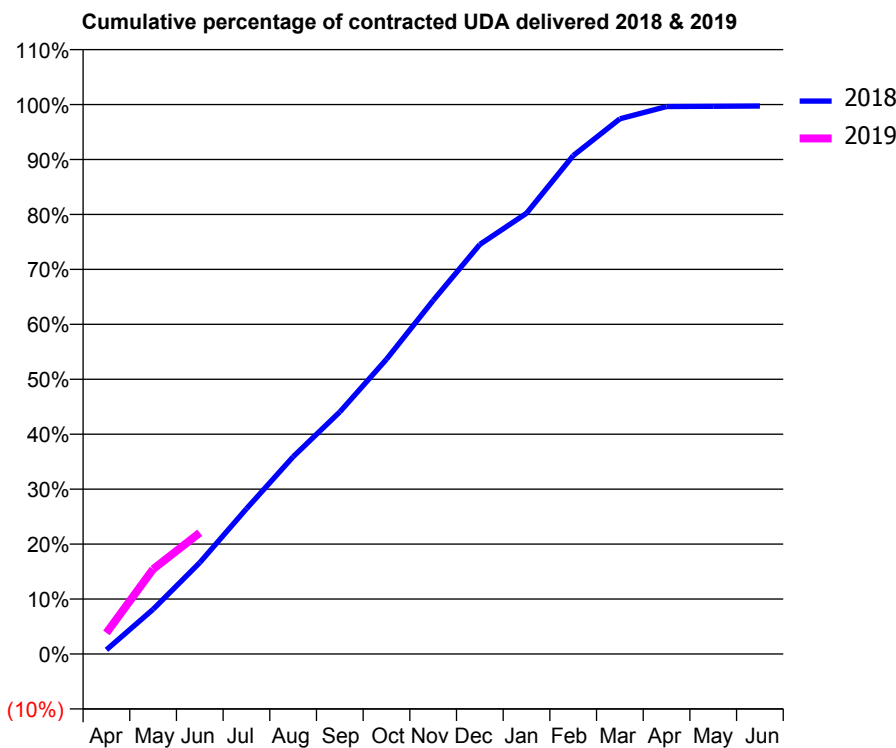
18/19 Contracted general activity (UDA)	20,194
Carry forward general activity (UDA)	0
18/19 Contracted orthodontic activity (UOA)	0
Carry forward orthodontic activity (UOA)	0
Baseline contract value	£491,472.93

### ACCESS\*

Patients seen in 24 months	Total	Change since previous quarter
Quarter ending June 2017	8,448	
Quarter ending September 2017	8,454	→
Quarter ending December 2017	8,572	→
Quarter ending March 2018	8,440	↓
Quarter ending June 2018	8,479	→
<b>Variance since June 2017</b>	<b>0.4%</b>	<b>→</b>



### ACTIVITY



Month	Adjusted Scheduled Activity (UDA)	
	2018	2019
April	157	777
May	1,644	3,121
June	3,359	4,459
July	5,341	
August	7,250	
September	8,895	
October	10,832	
November	12,994	
December	15,051	
January	16,200	
February	18,314	
March	19,668	
April	20,119	
May	20,128	
June	20,136	

### QUALITY

	Quantity	Base Number	Contract	AT	Region	England
% of FP17s for the same patient ID Re-attending within 3 months - Children	27	463	5.8%	10.6%	11.3%	11.5%
% of FP17s for the same patient ID Re-attending within 3 months - Adults	216	1,707	12.7%	14.5%	14.9%	15.4%
% of FP17s for the same patient ID Re-attending between 3 & 9 months - Children	187	463	40.4%	58.1%	60.0%	58.9%
% of FP17s for the same patient ID Re-attending between 3 & 9 months - Adults	611	1,707	35.8%	49.3%	52.6%	51.6%
% of FP17s for Band 1 Urgent Courses	165	1,988	8.3%	8.9%	7.9%	8.9%
% of FP17s Relating to Free Repair or Replacements	9	1,988	0.5%	0.7%	0.8%	0.8%
% of FP17s Relating to Continuations	53	1,988	2.7%	0.8%	0.9%	0.9%
% of Patients satisfied with the dentistry they have received	10	10	100.0%	93.6%	93.2%	93.2%
% of Patients satisfied with the time they had to wait for an appointment	10	10	100.0%	87.7%	89.1%	88.8%

\* This is based on patients treated on this contract for their most recent course of treatment. Figures in italics indicate the base number of FP17s or Patient Questionnaire responses are less than 100. N/A is shown where the base number of responses is less than 10 during the period. % is calculated as Quantity/Base number\*100

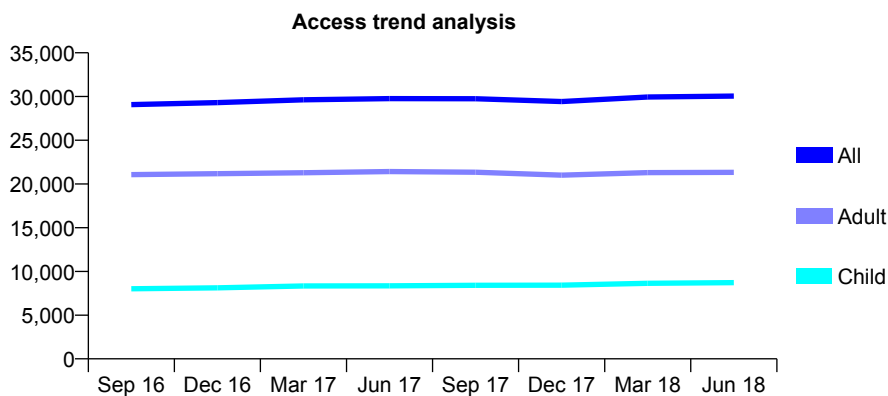
## Q58 - Vital Signs At a Glance Contract Report for 114189/0001 - June 2018

Name or company name	Distal Point Limited
Contract type name	GDS Contract
Purpose of contract	General
Contract start date	01/11/2007
Contract end date	

18/19 Contracted general activity (UDA)	73,034
Carry forward general activity (UDA)	0
18/19 Contracted orthodontic activity (UOA)	0
Carry forward orthodontic activity (UOA)	0
Baseline contract value	£1,906,916.62

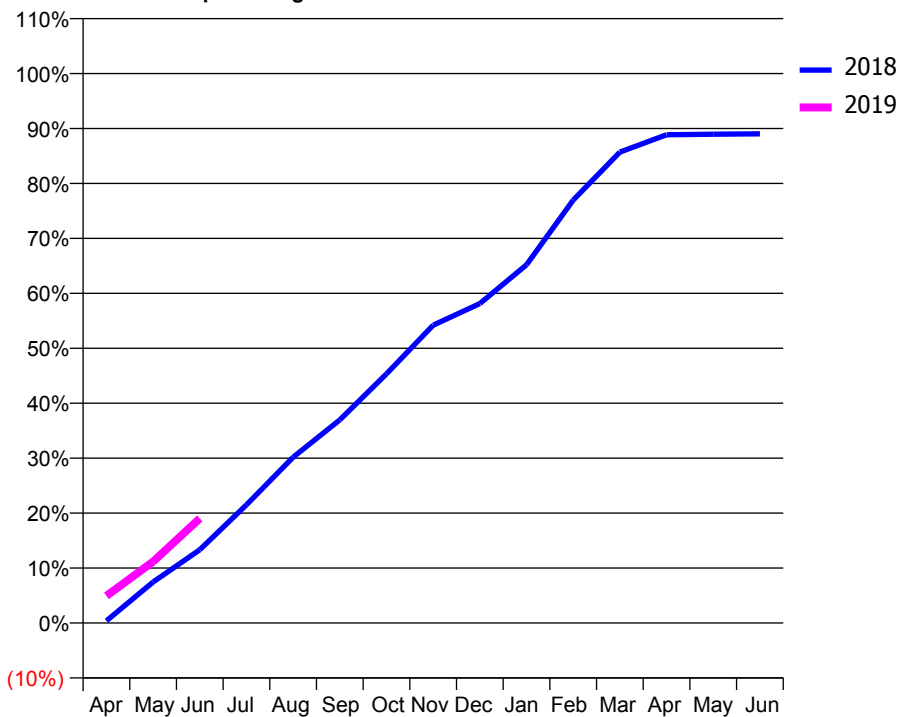
### ACCESS\*

Patients seen in 24 months	Total	Change since previous quarter
Quarter ending June 2017	29,767	
Quarter ending September 2017	29,752	→
Quarter ending December 2017	29,425	↓
Quarter ending March 2018	29,937	→
Quarter ending June 2018	30,050	→
<b>Variance since June 2017</b>	<b>1.0%</b>	<b>→</b>



### ACTIVITY

Cumulative percentage of contracted UDA delivered 2018 & 2019



Month	Adjusted Scheduled Activity (UDA)	
	2018	2019
April	288	3,607
May	5,447	8,168
June	9,745	13,900
July	15,705	
August	22,032	
September	26,998	
October	33,113	
November	39,587	
December	42,461	
January	47,617	
February	56,201	
March	62,580	
April	64,900	
May	64,969	
June	65,013	

### QUALITY

	Quantity	Base Number	Contract	AT	Region	England
% of FP17s for the same patient ID Re-attending within 3 months - Children	245	2,801	8.7%	10.6%	11.3%	11.5%
% of FP17s for the same patient ID Re-attending within 3 months - Adults	720	5,708	12.6%	14.5%	14.9%	15.4%
% of FP17s for the same patient ID Re-attending between 3 & 9 months - Children	1,878	2,801	67.0%	58.1%	60.0%	58.9%
% of FP17s for the same patient ID Re-attending between 3 & 9 months - Adults	2,533	5,708	44.4%	49.3%	52.6%	51.6%
% of FP17s for Band 1 Urgent Courses	657	7,328	9.0%	8.9%	7.9%	8.9%
% of FP17s Relating to Free Repair or Replacements	27	7,328	0.4%	0.7%	0.8%	0.8%
% of FP17s Relating to Continuations	16	7,328	0.2%	0.8%	0.9%	0.9%
% of Patients satisfied with the dentistry they have received	11	12	91.7%	93.6%	93.2%	93.2%
% of Patients satisfied with the time they had to wait for an appointment	9	12	75.0%	87.7%	89.1%	88.8%

\* This is based on patients treated on this contract for their most recent course of treatment. Figures in italics indicate the base number of FP17s or Patient Questionnaire responses are less than 100. N/A is shown where the base number of responses is less than 10 during the period. % is calculated as Quantity/Base number\*100

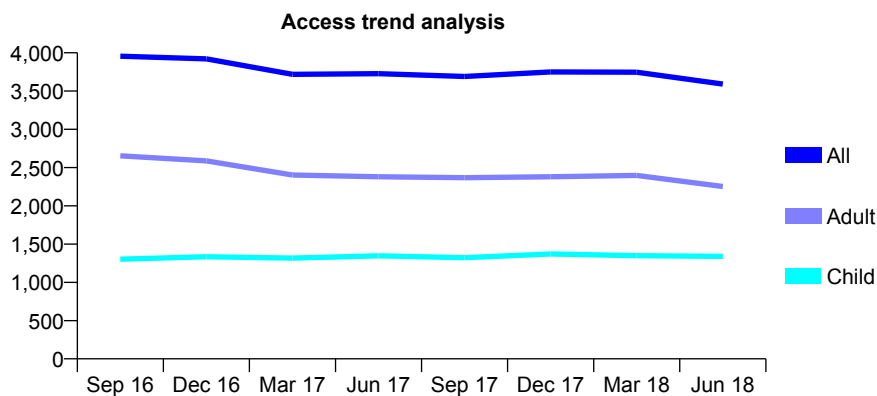
## Q58 - Vital Signs At a Glance Contract Report for 116076/0001 - June 2018

Name or company name	Ace Dental Care Limited
Contract type name	GDS Contract
Purpose of contract	General
Contract start date	01/04/2010
Contract end date	

18/19 Contracted general activity (UDA)	9,163
Carry forward general activity (UDA)	0
18/19 Contracted orthodontic activity (UOA)	0
Carry forward orthodontic activity (UOA)	0
Baseline contract value	£227,144.99

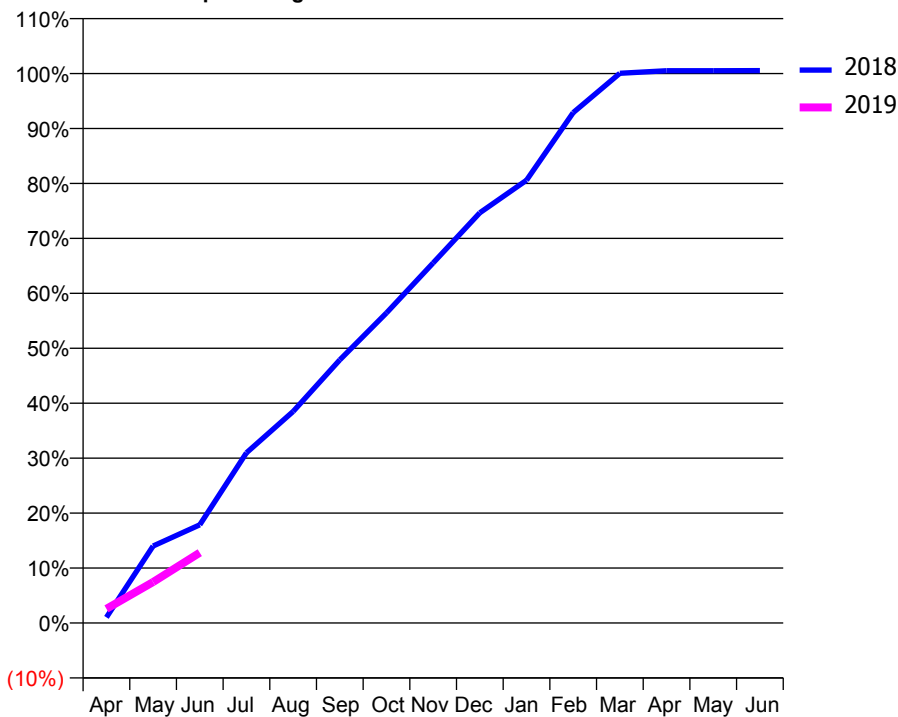
### ACCESS\*

Patients seen in 24 months	Total	Change since previous quarter
Quarter ending June 2017	3,727	
Quarter ending September 2017	3,690	→
Quarter ending December 2017	3,750	→
Quarter ending March 2018	3,746	→
Quarter ending June 2018	3,591	↓
<b>Variance since June 2017</b>	<b>(3.6%)</b>	<b>↓</b>



### ACTIVITY

Cumulative percentage of contracted UDA delivered 2018 & 2019



Month	Adjusted Scheduled Activity (UDA)	
	2018	2019
April	94	238
May	1,284	685
June	1,637	1,174
July	2,838	
August	3,527	
September	4,388	
October	5,171	
November	6,004	
December	6,840	
January	7,384	
February	8,511	
March	9,167	
April	9,210	
May	9,210	
June	9,211	

### QUALITY

	Quantity	Base Number	Contract	AT	Region	England
% of FP17s for the same patient ID Re-attending within 3 months - Children	25	379	6.6%	10.6%	11.3%	11.5%
% of FP17s for the same patient ID Re-attending within 3 months - Adults	20	262	7.6%	14.5%	14.9%	15.4%
% of FP17s for the same patient ID Re-attending between 3 & 9 months - Children	201	379	53.0%	58.1%	60.0%	58.9%
% of FP17s for the same patient ID Re-attending between 3 & 9 months - Adults	138	262	52.7%	49.3%	52.6%	51.6%
% of FP17s for Band 1 Urgent Courses	44	615	7.2%	8.9%	7.9%	8.9%
% of FP17s Relating to Free Repair or Replacements	0	615	0.0%	0.7%	0.8%	0.8%
% of FP17s Relating to Continuations	0	615	0.0%	0.8%	0.9%	0.9%
% of Patients satisfied with the dentistry they have received	3	4	N/A	93.6%	93.2%	93.2%
% of Patients satisfied with the time they had to wait for an appointment	1	4	N/A	87.7%	89.1%	88.8%

\* This is based on patients treated on this contract for their most recent course of treatment. Figures in italics indicate the base number of FP17s or Patient Questionnaire responses are less than 100. N/A is shown where the base number of responses is less than 10 during the period. % is calculated as Quantity/Base number\*100

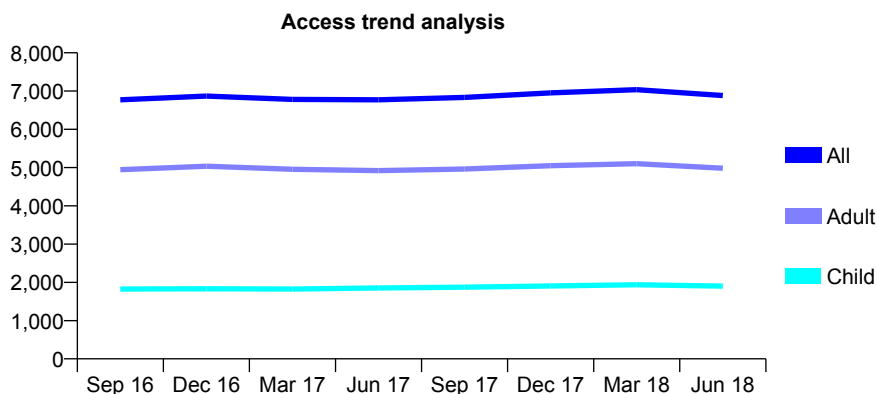
## Q58 - Vital Signs At a Glance Contract Report for 117803/0001 - June 2018

Name or company name	St Albans Dental Centre
Contract type name	GDS Contract
Purpose of contract	General
Contract start date	01/03/2013
Contract end date	

18/19 Contracted general activity (UDA)	22,592
Carry forward general activity (UDA)	0
18/19 Contracted orthodontic activity (UOA)	0
Carry forward orthodontic activity (UOA)	0
Baseline contract value	£606,331.57

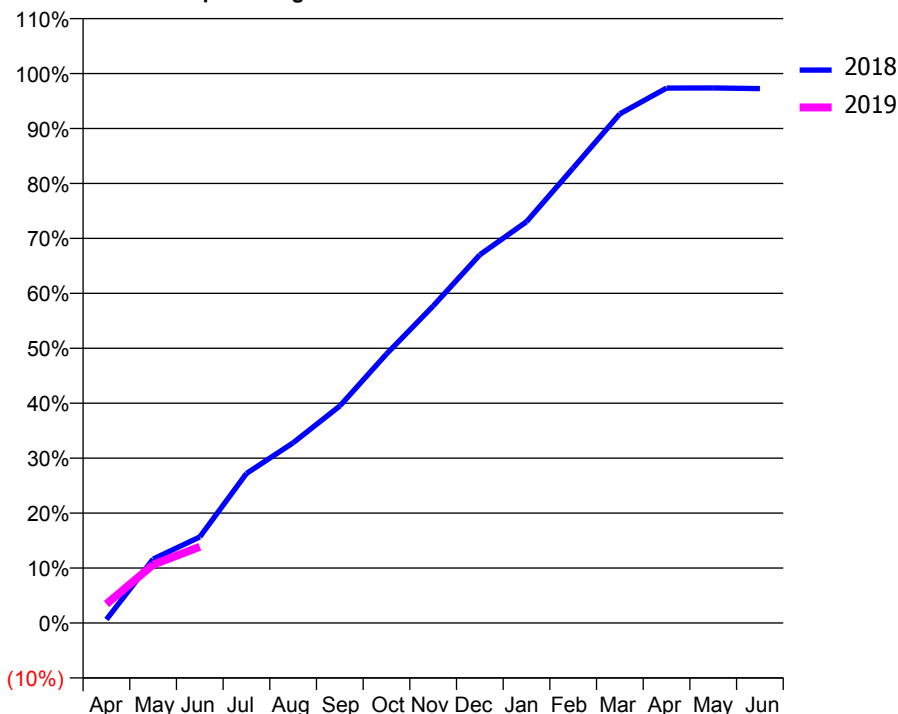
### ACCESS\*

Patients seen in 24 months	Total	Change since previous quarter
Quarter ending June 2017	6,771	
Quarter ending September 2017	6,834	→
Quarter ending December 2017	6,952	→
Quarter ending March 2018	7,036	→
Quarter ending June 2018	6,883	↓
<b>Variance since June 2017</b>	<b>1.7%</b>	<b>→</b>



### ACTIVITY

Cumulative percentage of contracted UDA delivered 2018 & 2019



Month	Adjusted Scheduled Activity (UDA)	
	2018	2019
April	146	783
May	2,627	2,398
June	3,538	3,131
July	6,149	
August	7,412	
September	8,924	
October	11,059	
November	13,034	
December	15,142	
January	16,498	
February	18,707	
March	20,933	
April	21,990	
May	21,997	
June	21,970	

### QUALITY

	Quantity	Base Number	Contract	AT	Region	England
% of FP17s for the same patient ID Re-attending within 3 months - Children	30	412	7.3%	10.6%	11.3%	11.5%
% of FP17s for the same patient ID Re-attending within 3 months - Adults	151	959	15.7%	14.5%	14.9%	15.4%
% of FP17s for the same patient ID Re-attending between 3 & 9 months - Children	164	412	39.8%	58.1%	60.0%	58.9%
% of FP17s for the same patient ID Re-attending between 3 & 9 months - Adults	337	959	35.1%	49.3%	52.6%	51.6%
% of FP17s for Band 1 Urgent Courses	142	1,108	12.8%	8.9%	7.9%	8.9%
% of FP17s Relating to Free Repair or Replacements	18	1,108	1.6%	0.7%	0.8%	0.8%
% of FP17s Relating to Continuations	25	1,108	2.3%	0.8%	0.9%	0.9%
% of Patients satisfied with the dentistry they have received	2	2	N/A	93.6%	93.2%	93.2%
% of Patients satisfied with the time they had to wait for an appointment	2	2	N/A	87.7%	89.1%	88.8%

\* This is based on patients treated on this contract for their most recent course of treatment. Figures in italics indicate the base number of FP17s or Patient Questionnaire responses are less than 100. N/A is shown where the base number of responses is less than 10 during the period. % is calculated as Quantity/Base number\*100

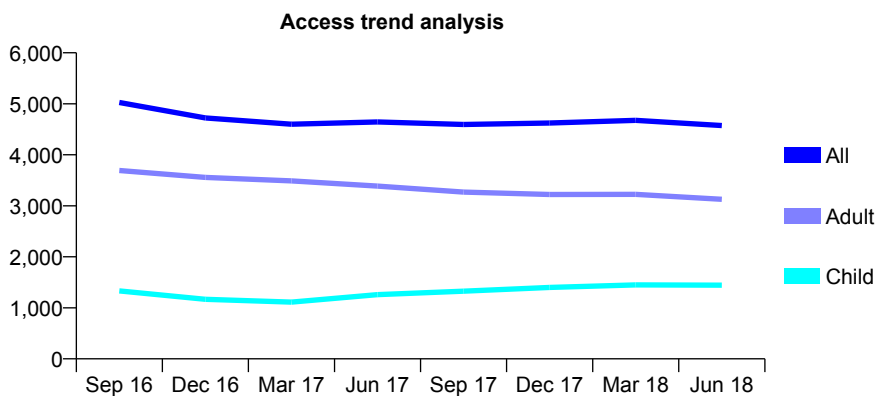
## Q58 - Vital Signs At a Glance Contract Report for 117846/0001 - June 2018

Name or company name	Woodview Dental Clinic
Contract type name	GDS Contract
Purpose of contract	General
Contract start date	01/04/2006
Contract end date	

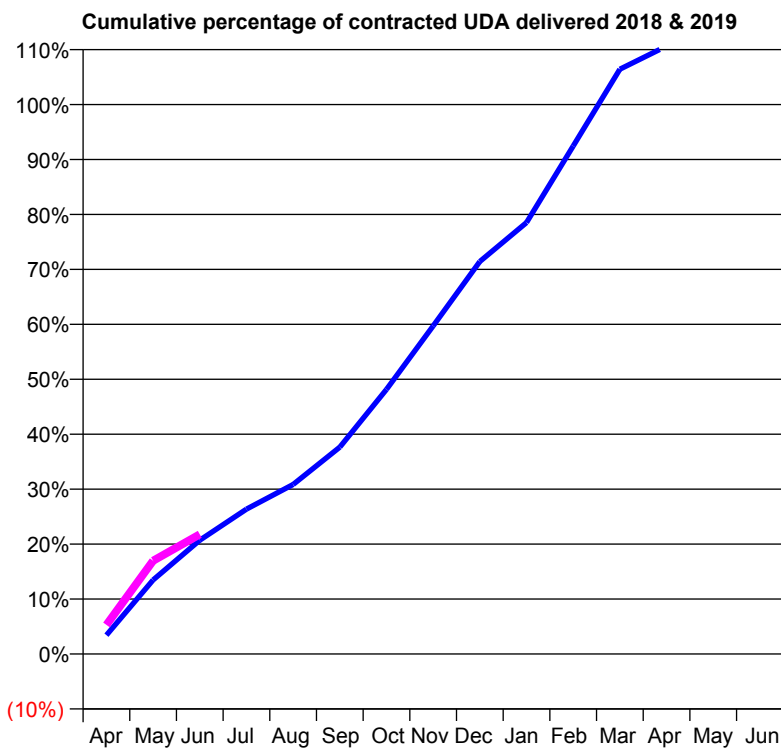
18/19 Contracted general activity (UDA)	9,943
Carry forward general activity (UDA)	0
18/19 Contracted orthodontic activity (UOA)	0
Carry forward orthodontic activity (UOA)	0
Baseline contract value	£265,152.96

### ACCESS\*

Patients seen in 24 months	Total	Change since previous quarter
Quarter ending June 2017	4,645	
Quarter ending September 2017	4,596	↓
Quarter ending December 2017	4,624	→
Quarter ending March 2018	4,675	→
Quarter ending June 2018	4,574	↓
<b>Variance since June 2017</b>	<b>(1.5%)</b>	<b>↓</b>



### ACTIVITY



Month	Adjusted Scheduled Activity (UDA)	
	2018	2019
April	340	528
May	1,340	1,687
June	2,059	2,166
July	2,622	
August	3,068	
September	3,744	
October	4,787	
November	5,938	
December	7,102	
January	7,806	
February	9,191	
March	10,581	
April	10,999	
May	10,997	
June	11,021	

### QUALITY

	Quantity	Base Number	Contract	AT	Region	England
% of FP17s for the same patient ID Re-attending within 3 months - Children	38	480	7.9%	10.6%	11.3%	11.5%
% of FP17s for the same patient ID Re-attending within 3 months - Adults	138	944	14.6%	14.5%	14.9%	15.4%
% of FP17s for the same patient ID Re-attending between 3 & 9 months - Children	261	480	54.4%	58.1%	60.0%	58.9%
% of FP17s for the same patient ID Re-attending between 3 & 9 months - Adults	528	944	55.9%	49.3%	52.6%	51.6%
% of FP17s for Band 1 Urgent Courses	117	1,224	9.6%	8.9%	7.9%	8.9%
% of FP17s Relating to Free Repair or Replacements	12	1,224	1.0%	0.7%	0.8%	0.8%
% of FP17s Relating to Continuations	4	1,224	0.3%	0.8%	0.9%	0.9%
% of Patients satisfied with the dentistry they have received	2	2	N/A	93.6%	93.2%	93.2%
% of Patients satisfied with the time they had to wait for an appointment	2	2	N/A	87.7%	89.1%	88.8%

\* This is based on patients treated on this contract for their most recent course of treatment. Figures in italics indicate the base number of FP17s or Patient Questionnaire responses are less than 100. N/A is shown where the base number of responses is less than 10 during the period. % is calculated as Quantity/Base number\*100

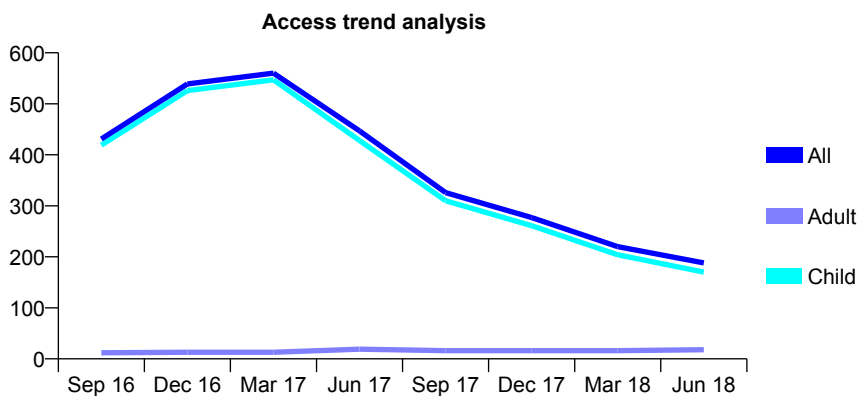
## Q58 - Vital Signs At a Glance Contract Report for 117846/0003 - June 2018

Name or company name	Woodview Dental Clinic
Contract type name	GDS Contract
Purpose of contract	General
Contract start date	01/04/2006
Contract end date	

18/19 Contracted general activity (UDA)	750
Carry forward general activity (UDA)	0
18/19 Contracted orthodontic activity (UOA)	0
Carry forward orthodontic activity (UOA)	0
Baseline contract value	£27,710.92

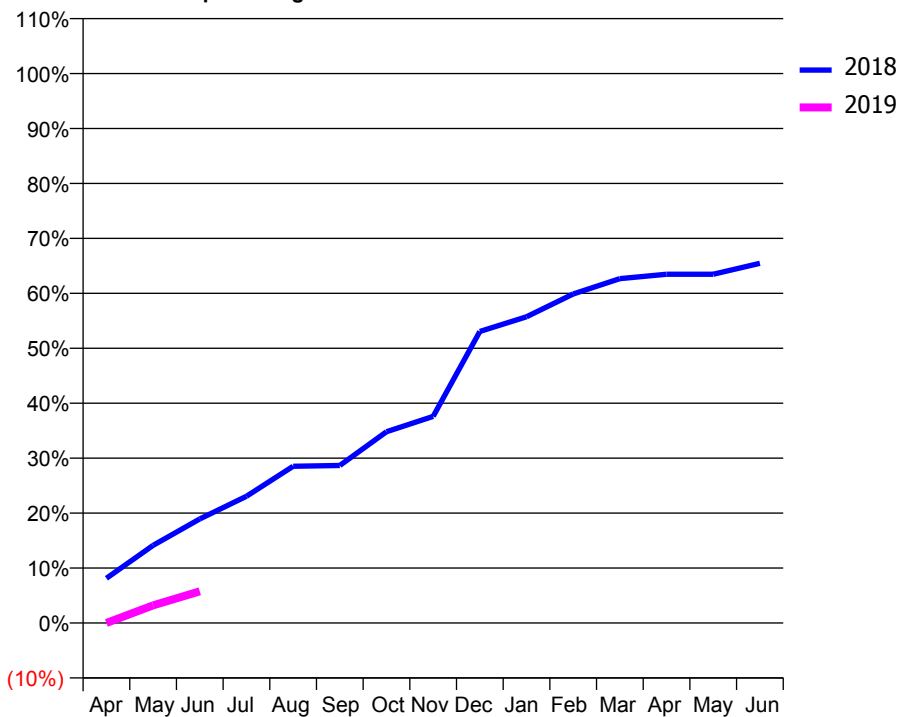
### ACCESS\*

Patients seen in 24 months	Total	Change since previous quarter
Quarter ending June 2017	447	
Quarter ending September 2017	326	↓
Quarter ending December 2017	277	↓
Quarter ending March 2018	220	↓
Quarter ending June 2018	188	↓
<b>Variance since June 2017</b>	<b>(57.9%)</b>	<b>↓</b>



### ACTIVITY

Cumulative percentage of contracted UDA delivered 2018 & 2019



Adjusted Scheduled Activity (UDA)		
Month	2018	2019
April	61	0
May	106	24
June	142	43
July	173	
August	214	
September	215	
October	261	
November	282	
December	398	
January	418	
February	449	
March	470	
April	476	
May	476	
June	491	

### QUALITY

	Quantity	Base Number	Contract	AT	Region	England
% of FP17s for the same patient ID Re-attending within 3 months - Children	2	32	6.3%	10.6%	11.3%	11.5%
% of FP17s for the same patient ID Re-attending within 3 months - Adults	0	0	N/A	14.5%	14.9%	15.4%
% of FP17s for the same patient ID Re-attending between 3 & 9 months - Children	3	32	9.4%	58.1%	60.0%	58.9%
% of FP17s for the same patient ID Re-attending between 3 & 9 months - Adults	0	0	N/A	49.3%	52.6%	51.6%
% of FP17s for Band 1 Urgent Courses	1	17	5.9%	8.9%	7.9%	8.9%
% of FP17s Relating to Free Repair or Replacements	0	17	0.0%	0.7%	0.8%	0.8%
% of FP17s Relating to Continuations	0	17	0.0%	0.8%	0.9%	0.9%
% of Patients satisfied with the dentistry they have received	0	0	N/A	93.6%	93.2%	93.2%
% of Patients satisfied with the time they had to wait for an appointment	0	0	N/A	87.7%	89.1%	88.8%

\* This is based on patients treated on this contract for their most recent course of treatment. Figures in italics indicate the base number of FP17s or Patient Questionnaire responses are less than 100. N/A is shown where the base number of responses is less than 10 during the period. % is calculated as Quantity/Base number\*100



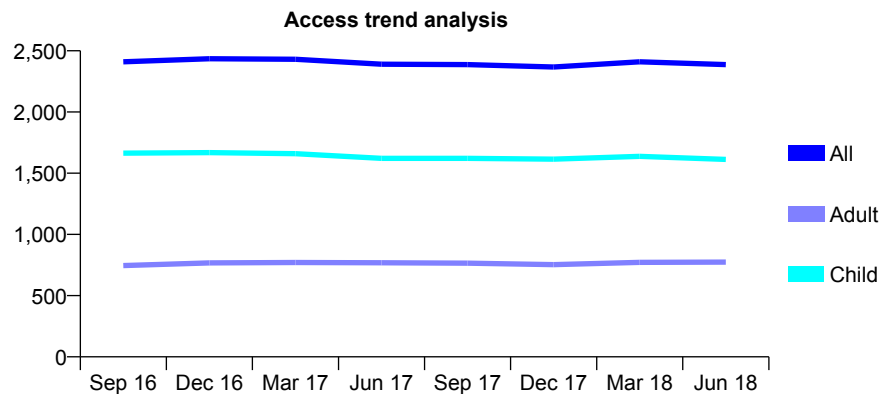
## Q58 - Vital Signs At a Glance Contract Report for 118354/0001 - June 2018

Name or company name	King's Road Dental Practice Ltd
Contract type name	GDS Contract
Purpose of contract	General
Contract start date	01/04/2010
Contract end date	

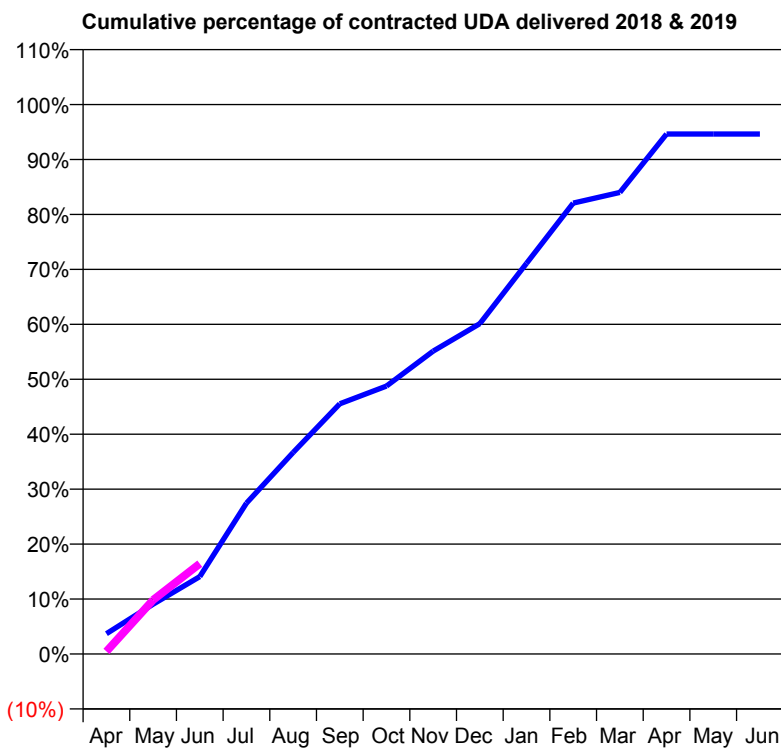
18/19 Contracted general activity (UDA)	4,360
Carry forward general activity (UDA)	0
18/19 Contracted orthodontic activity (UOA)	0
Carry forward orthodontic activity (UOA)	0
Baseline contract value	£101,196.23

### ACCESS\*

Patients seen in 24 months	Total	Change since previous quarter
Quarter ending June 2017	2,390	
Quarter ending September 2017	2,387	→
Quarter ending December 2017	2,368	→
Quarter ending March 2018	2,410	→
Quarter ending June 2018	2,387	→
<b>Variance since June 2017</b>	<b>(0.1%)</b>	→



### ACTIVITY



Adjusted Scheduled Activity (UDA)		
Month	2018	2019
April	161	21
May	395	429
June	614	717
July	1,197	
August	1,599	
September	1,985	
October	2,126	
November	2,404	
December	2,621	
January	3,099	
February	3,578	
March	3,663	
April	4,126	
May	4,126	
June	4,126	

### QUALITY

	Quantity	Base Number	Contract	AT	Region	England
% of FP17s for the same patient ID Re-attending within 3 months - Children	37	652	5.7%	10.6%	11.3%	11.5%
% of FP17s for the same patient ID Re-attending within 3 months - Adults	18	198	9.1%	14.5%	14.9%	15.4%
% of FP17s for the same patient ID Re-attending between 3 & 9 months - Children	331	652	50.8%	58.1%	60.0%	58.9%
% of FP17s for the same patient ID Re-attending between 3 & 9 months - Adults	90	198	45.5%	49.3%	52.6%	51.6%
% of FP17s for Band 1 Urgent Courses	25	521	4.8%	8.9%	7.9%	8.9%
% of FP17s Relating to Free Repair or Replacements	0	521	0.0%	0.7%	0.8%	0.8%
% of FP17s Relating to Continuations	0	521	0.0%	0.8%	0.9%	0.9%
% of Patients satisfied with the dentistry they have received	0	0	N/A	93.6%	93.2%	93.2%
% of Patients satisfied with the time they had to wait for an appointment	0	0	N/A	87.7%	89.1%	88.8%

\* This is based on patients treated on this contract for their most recent course of treatment. Figures in italics indicate the base number of FP17s or Patient Questionnaire responses are less than 100. N/A is shown where the base number of responses is less than 10 during the period. % is calculated as Quantity/Base number\*100

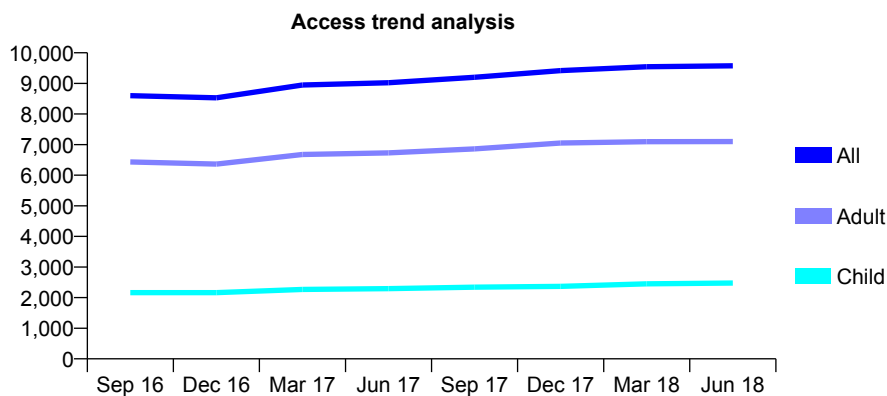
## Q58 - Vital Signs At a Glance Contract Report for 118702/0001 - June 2018

Name or company name	Hertford Dental Care
Contract type name	GDS Contract
Purpose of contract	General
Contract start date	01/04/2008
Contract end date	

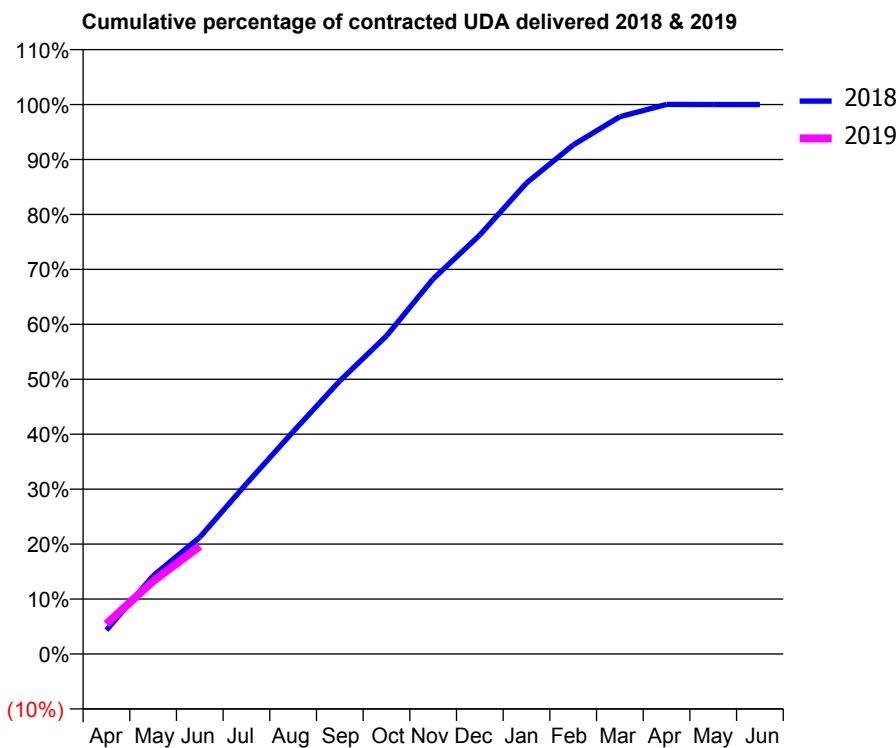
18/19 Contracted general activity (UDA)	21,000
Carry forward general activity (UDA)	0
18/19 Contracted orthodontic activity (UOA)	0
Carry forward orthodontic activity (UOA)	0
Baseline contract value	£486,785.17

### ACCESS\*

Patients seen in 24 months	Total	Change since previous quarter
Quarter ending June 2017	9,023	
Quarter ending September 2017	9,201	→
Quarter ending December 2017	9,420	↑
Quarter ending March 2018	9,543	→
Quarter ending June 2018	9,574	→
<b>Variance since June 2017</b>	<b>6.1%</b>	<b>↑</b>



### ACTIVITY



Month	Adjusted Scheduled Activity (UDA)	
	2018	2019
April	913	1,150
May	2,988	2,784
June	4,464	4,119
July	6,509	
August	8,499	
September	10,437	
October	12,155	
November	14,336	
December	16,016	
January	18,001	
February	19,457	
March	20,537	
April	21,003	
May	20,996	
June	20,997	

### QUALITY

	Quantity	Base Number	Contract	AT	Region	England
% of FP17s for the same patient ID Re-attending within 3 months - Children	62	893	6.9%	10.6%	11.3%	11.5%
% of FP17s for the same patient ID Re-attending within 3 months - Adults	176	2,069	8.5%	14.5%	14.9%	15.4%
% of FP17s for the same patient ID Re-attending between 3 & 9 months - Children	610	893	68.3%	58.1%	60.0%	58.9%
% of FP17s for the same patient ID Re-attending between 3 & 9 months - Adults	1,365	2,069	66.0%	49.3%	52.6%	51.6%
% of FP17s for Band 1 Urgent Courses	264	2,672	9.9%	8.9%	7.9%	8.9%
% of FP17s Relating to Free Repair or Replacements	8	2,672	0.3%	0.7%	0.8%	0.8%
% of FP17s Relating to Continuations	2	2,672	0.1%	0.8%	0.9%	0.9%
% of Patients satisfied with the dentistry they have received	6	8	N/A	93.6%	93.2%	93.2%
% of Patients satisfied with the time they had to wait for an appointment	8	8	N/A	87.7%	89.1%	88.8%

\* This is based on patients treated on this contract for their most recent course of treatment. Figures in italics indicate the base number of FP17s or Patient Questionnaire responses are less than 100. N/A is shown where the base number of responses is less than 10 during the period. % is calculated as Quantity/Base number\*100

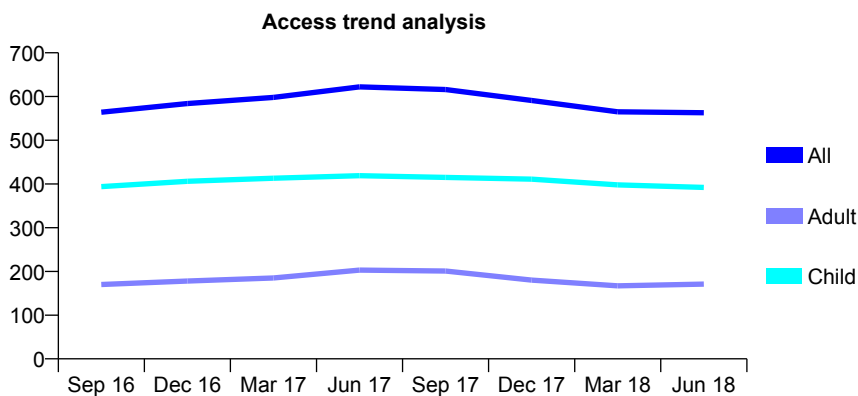
## Q58 - Vital Signs At a Glance Contract Report for 118893/0001 - June 2018

Name or company name	The Dental Surgery
Contract type name	GDS Contract
Purpose of contract	General
Contract start date	30/06/2015
Contract end date	

18/19 Contracted general activity (UDA)	1,800
Carry forward general activity (UDA)	0
18/19 Contracted orthodontic activity (UOA)	0
Carry forward orthodontic activity (UOA)	0
Baseline contract value	£43,259.50

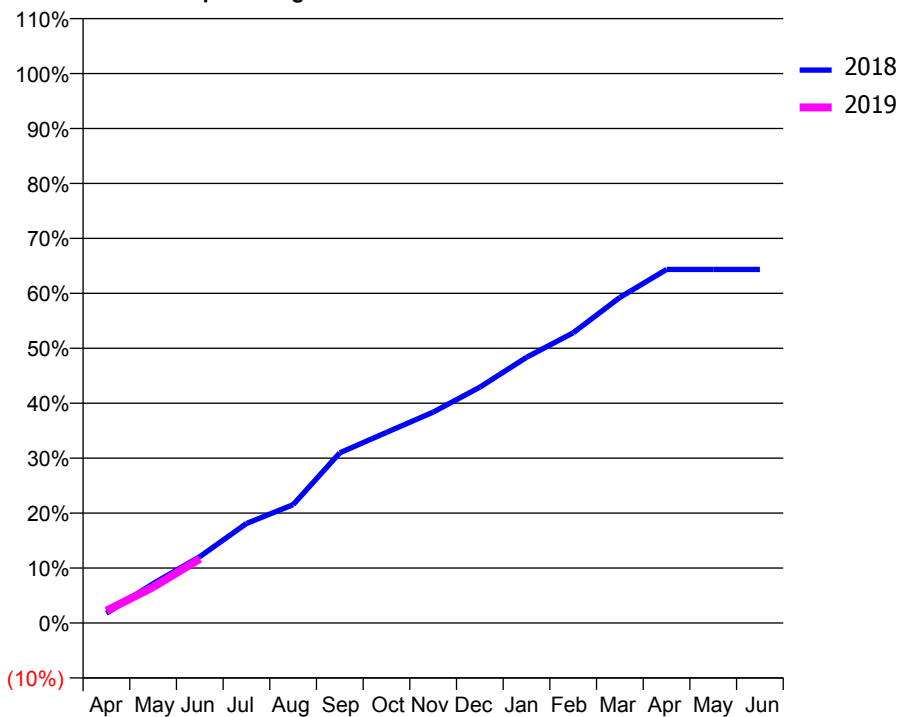
### ACCESS\*

Patients seen in 24 months	Total	Change since previous quarter
Quarter ending June 2017	622	
Quarter ending September 2017	616	→
Quarter ending December 2017	591	↓
Quarter ending March 2018	565	↓
Quarter ending June 2018	563	→
<b>Variance since June 2017</b>	<b>(9.5%)</b>	<b>↓</b>



### ACTIVITY

Cumulative percentage of contracted UDA delivered 2018 & 2019



Month	Adjusted Scheduled Activity (UDA)	
	2018	2019
April	32	40
May	129	118
June	217	210
July	326	
August	388	
September	558	
October	624	
November	691	
December	772	
January	870	
February	951	
March	1,066	
April	1,158	
May	1,158	
June	1,158	

### QUALITY

	Quantity	Base Number	Contract	AT	Region	England
% of FP17s for the same patient ID Re-attending within 3 months - Children	12	143	8.4%	10.6%	11.3%	11.5%
% of FP17s for the same patient ID Re-attending within 3 months - Adults	6	39	15.4%	14.5%	14.9%	15.4%
% of FP17s for the same patient ID Re-attending between 3 & 9 months - Children	93	143	65.0%	58.1%	60.0%	58.9%
% of FP17s for the same patient ID Re-attending between 3 & 9 months - Adults	19	39	48.7%	49.3%	52.6%	51.6%
% of FP17s for Band 1 Urgent Courses	7	130	5.4%	8.9%	7.9%	8.9%
% of FP17s Relating to Free Repair or Replacements	0	130	0.0%	0.7%	0.8%	0.8%
% of FP17s Relating to Continuations	1	130	0.8%	0.8%	0.9%	0.9%
% of Patients satisfied with the dentistry they have received	0	0	N/A	93.6%	93.2%	93.2%
% of Patients satisfied with the time they had to wait for an appointment	0	0	N/A	87.7%	89.1%	88.8%

\* This is based on patients treated on this contract for their most recent course of treatment. Figures in italics indicate the base number of FP17s or Patient Questionnaire responses are less than 100. N/A is shown where the base number of responses is less than 10 during the period. % is calculated as Quantity/Base number\*100

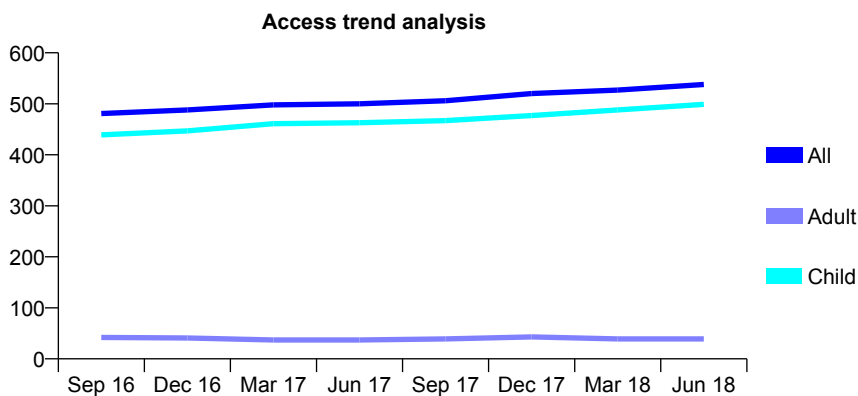
## Q58 - Vital Signs At a Glance Contract Report for 118982/0001 - June 2018

Name or company name	St Peter's Lodge Dental Practice
Contract type name	GDS Contract
Purpose of contract	General
Contract start date	01/08/2010
Contract end date	

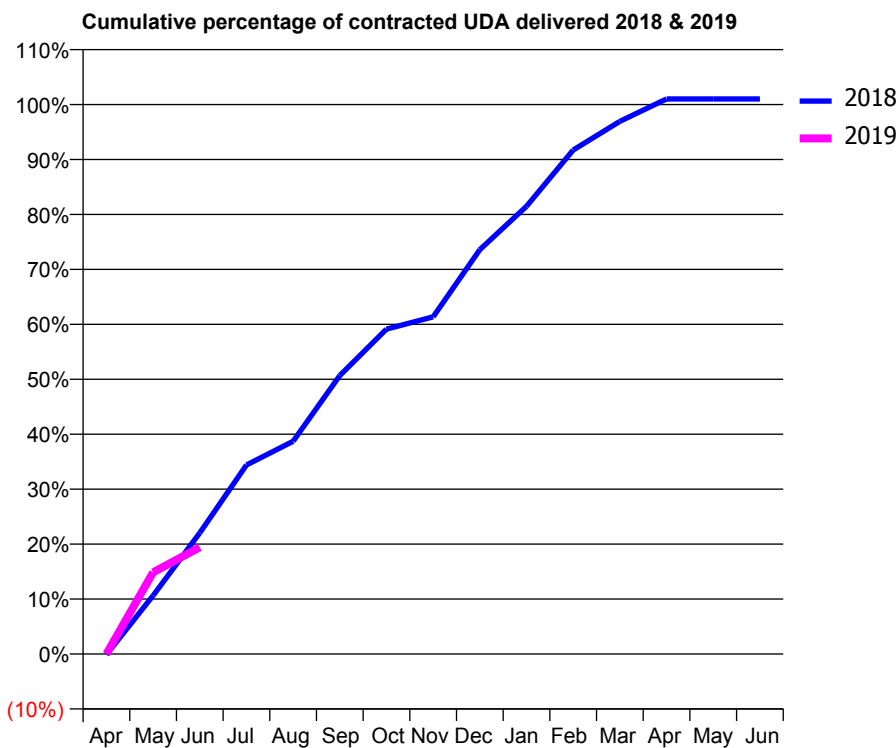
18/19 Contracted general activity (UDA)	810
Carry forward general activity (UDA)	0
18/19 Contracted orthodontic activity (UOA)	0
Carry forward orthodontic activity (UOA)	0
Baseline contract value	£17,853.87

### ACCESS\*

Patients seen in 24 months	Total	Change since previous quarter
Quarter ending June 2017	500	
Quarter ending September 2017	506	→
Quarter ending December 2017	520	↑
Quarter ending March 2018	527	→
Quarter ending June 2018	538	↑
<b>Variance since June 2017</b>	<b>7.6%</b>	<b>↑</b>



### ACTIVITY



Month	Adjusted Scheduled Activity (UDA)	
	2018	2019
April	-1	0
May	86	120
June	179	157
July	279	
August	314	
September	411	
October	479	
November	497	
December	596	
January	660	
February	743	
March	785	
April	818	
May	818	
June	818	

### QUALITY

	Quantity	Base Number	Contract	AT	Region	England
% of FP17s for the same patient ID Re-attending within 3 months - Children	3	163	1.8%	10.6%	11.3%	11.5%
% of FP17s for the same patient ID Re-attending within 3 months - Adults	0	6	0.0%	14.5%	14.9%	15.4%
% of FP17s for the same patient ID Re-attending between 3 & 9 months - Children	97	163	59.5%	58.1%	60.0%	58.9%
% of FP17s for the same patient ID Re-attending between 3 & 9 months - Adults	3	6	50.0%	49.3%	52.6%	51.6%
% of FP17s for Band 1 Urgent Courses	2	143	1.4%	8.9%	7.9%	8.9%
% of FP17s Relating to Free Repair or Replacements	0	143	0.0%	0.7%	0.8%	0.8%
% of FP17s Relating to Continuations	0	143	0.0%	0.8%	0.9%	0.9%
% of Patients satisfied with the dentistry they have received	0	0	N/A	93.6%	93.2%	93.2%
% of Patients satisfied with the time they had to wait for an appointment	0	0	N/A	87.7%	89.1%	88.8%

\* This is based on patients treated on this contract for their most recent course of treatment. Figures in italics indicate the base number of FP17s or Patient Questionnaire responses are less than 100. N/A is shown where the base number of responses is less than 10 during the period. % is calculated as Quantity/Base number\*100

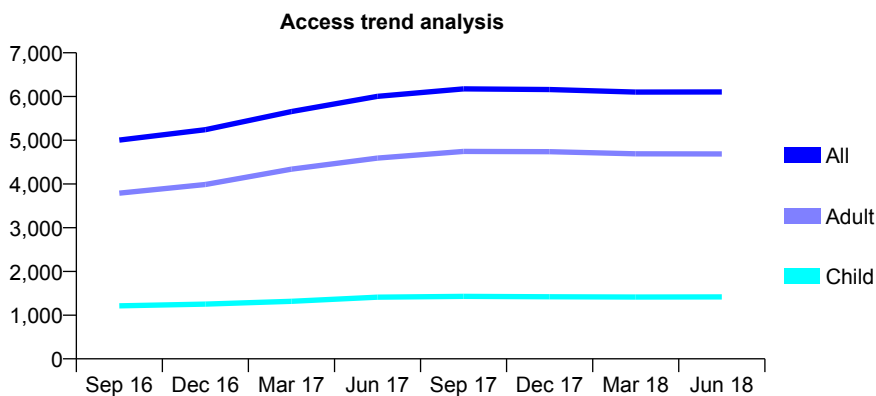
## Q58 - Vital Signs At a Glance Contract Report for 120480/0001 - June 2018

Name or company name	Park View Dental Care
Contract type name	GDS Contract
Purpose of contract	General
Contract start date	01/08/2015
Contract end date	

18/19 Contracted general activity (UDA)	19,576
Carry forward general activity (UDA)	0
18/19 Contracted orthodontic activity (UOA)	0
Carry forward orthodontic activity (UOA)	0
Baseline contract value	£505,945.86

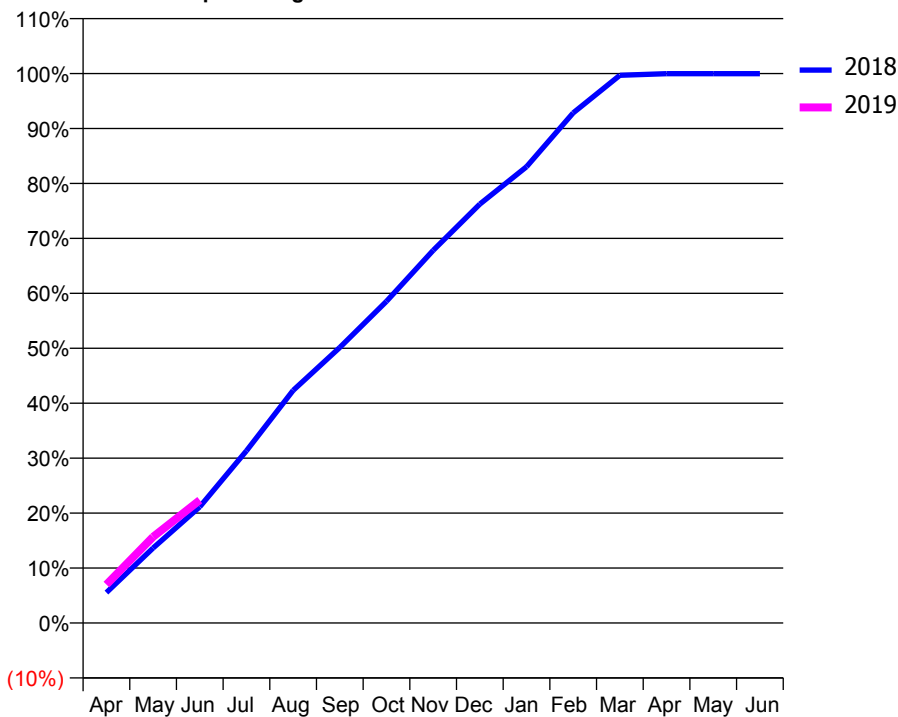
### ACCESS\*

Patients seen in 24 months	Total	Change since previous quarter
Quarter ending June 2017	6,003	
Quarter ending September 2017	6,174	↑
Quarter ending December 2017	6,159	→
Quarter ending March 2018	6,103	→
Quarter ending June 2018	6,104	→
<b>Variance since June 2017</b>	<b>1.7%</b>	<b>→</b>



### ACTIVITY

Cumulative percentage of contracted UDA delivered 2018 & 2019



Month	Adjusted Scheduled Activity (UDA)	
	2018	2019
April	1,087	1,372
May	2,674	3,073
June	4,141	4,378
July	6,138	
August	8,289	
September	9,818	
October	11,460	
November	13,277	
December	14,925	
January	16,253	
February	18,171	
March	19,514	
April	19,569	
May	19,570	
June	19,571	

### QUALITY

	Quantity	Base Number	Contract	AT	Region	England
% of FP17s for the same patient ID Re-attending within 3 months - Children	35	469	7.5%	10.6%	11.3%	11.5%
% of FP17s for the same patient ID Re-attending within 3 months - Adults	213	1,463	14.6%	14.5%	14.9%	15.4%
% of FP17s for the same patient ID Re-attending between 3 & 9 months - Children	255	469	54.4%	58.1%	60.0%	58.9%
% of FP17s for the same patient ID Re-attending between 3 & 9 months - Adults	780	1,463	53.3%	49.3%	52.6%	51.6%
% of FP17s for Band 1 Urgent Courses	226	1,905	11.9%	8.9%	7.9%	8.9%
% of FP17s Relating to Free Repair or Replacements	13	1,905	0.7%	0.7%	0.8%	0.8%
% of FP17s Relating to Continuations	24	1,905	1.3%	0.8%	0.9%	0.9%
% of Patients satisfied with the dentistry they have received	5	5	N/A	93.6%	93.2%	93.2%
% of Patients satisfied with the time they had to wait for an appointment	3	5	N/A	87.7%	89.1%	88.8%

\* This is based on patients treated on this contract for their most recent course of treatment. Figures in italics indicate the base number of FP17s or Patient Questionnaire responses are less than 100. N/A is shown where the base number of responses is less than 10 during the period. % is calculated as Quantity/Base number\*100

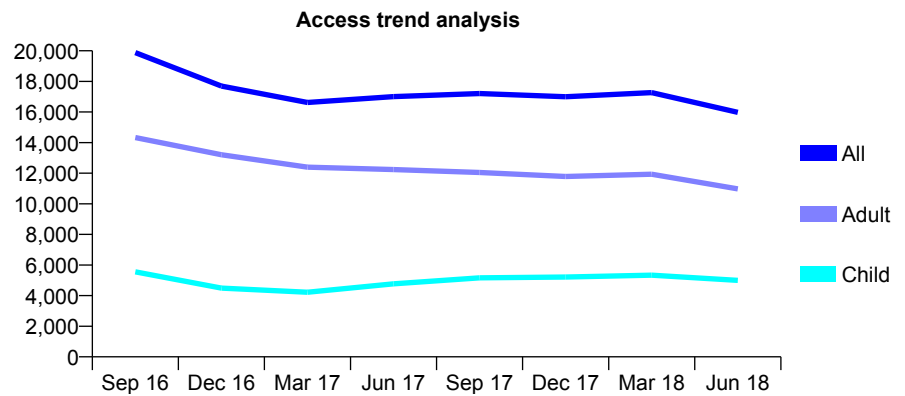
## Q58 - Vital Signs At a Glance Contract Report for 121096/0001 - June 2018

Name or company name	Luton Centre Limited
Contract type name	GDS Contract
Purpose of contract	General
Contract start date	01/12/2007
Contract end date	

18/19 Contracted general activity (UDA)	47,677
Carry forward general activity (UDA)	0
18/19 Contracted orthodontic activity (UOA)	0
Carry forward orthodontic activity (UOA)	0
Baseline contract value	£1,359,241.72

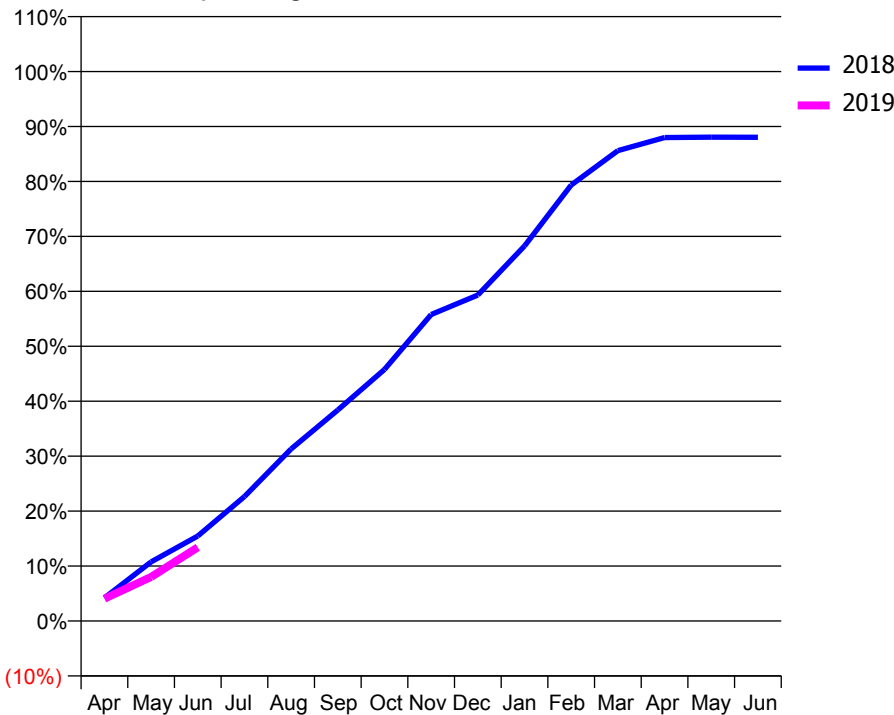
### ACCESS\*

Patients seen in 24 months	Total	Change since previous quarter
Quarter ending June 2017	17,009	
Quarter ending September 2017	17,209	→
Quarter ending December 2017	16,998	↓
Quarter ending March 2018	17,272	→
Quarter ending June 2018	15,978	↓
<b>Variance since June 2017</b>	<b>(6.1%)</b>	<b>↓</b>



### ACTIVITY

Cumulative percentage of contracted UDA delivered 2018 & 2019



Month	Adjusted Scheduled Activity (UDA)	
	2018	2019
April	2,007	1,934
May	5,130	3,829
June	7,374	6,387
July	10,798	
August	14,927	
September	18,313	
October	21,824	
November	26,596	
December	28,284	
January	32,535	
February	37,822	
March	40,816	
April	41,950	
May	41,978	
June	41,974	

### QUALITY

	Quantity	Base Number	Contract	AT	Region	England
% of FP17s for the same patient ID Re-attending within 3 months - Children	61	1,405	4.3%	10.6%	11.3%	11.5%
% of FP17s for the same patient ID Re-attending within 3 months - Adults	161	2,129	7.6%	14.5%	14.9%	15.4%
% of FP17s for the same patient ID Re-attending between 3 & 9 months - Children	938	1,405	66.8%	58.1%	60.0%	58.9%
% of FP17s for the same patient ID Re-attending between 3 & 9 months - Adults	1,030	2,129	48.4%	49.3%	52.6%	51.6%
% of FP17s for Band 1 Urgent Courses	139	3,097	4.5%	8.9%	7.9%	8.9%
% of FP17s Relating to Free Repair or Replacements	15	3,097	0.5%	0.7%	0.8%	0.8%
% of FP17s Relating to Continuations	15	3,097	0.5%	0.8%	0.9%	0.9%
% of Patients satisfied with the dentistry they have received	5	5	N/A	93.6%	93.2%	93.2%
% of Patients satisfied with the time they had to wait for an appointment	4	5	N/A	87.7%	89.1%	88.8%

\* This is based on patients treated on this contract for their most recent course of treatment. Figures in italics indicate the base number of FP17s or Patient Questionnaire responses are less than 100. N/A is shown where the base number of responses is less than 10 during the period. % is calculated as Quantity/Base number\*100

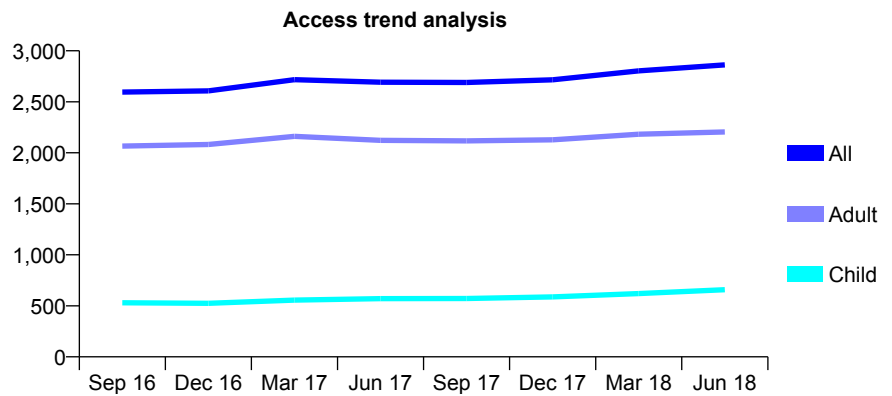
## Q58 - Vital Signs At a Glance Contract Report for 121339/0001 - June 2018

Name or company name	Mr and Mrs Desai
Contract type name	GDS Contract
Purpose of contract	General
Contract start date	01/02/2013
Contract end date	

18/19 Contracted general activity (UDA)	6,300
Carry forward general activity (UDA)	0
18/19 Contracted orthodontic activity (UOA)	0
Carry forward orthodontic activity (UOA)	0
Baseline contract value	£141,520.37

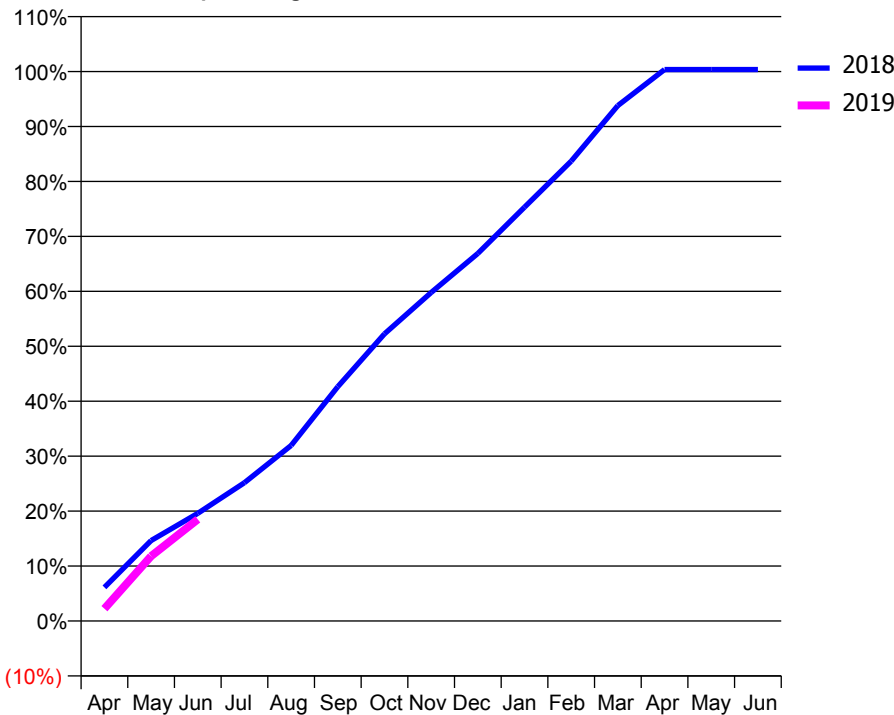
### ACCESS\*

Patients seen in 24 months	Total	Change since previous quarter
Quarter ending June 2017	2,692	
Quarter ending September 2017	2,689	→
Quarter ending December 2017	2,716	→
Quarter ending March 2018	2,803	↑
Quarter ending June 2018	2,862	↑
<b>Variance since June 2017</b>	<b>6.3%</b>	<b>↑</b>



### ACTIVITY

Cumulative percentage of contracted UDA delivered 2018 & 2019



Adjusted Scheduled Activity (UDA)		
Month	2018	2019
April	387	141
May	923	744
June	1,235	1,166
July	1,586	
August	2,013	
September	2,686	
October	3,292	
November	3,766	
December	4,215	
January	4,745	
February	5,273	
March	5,909	
April	6,322	
May	6,322	
June	6,322	

### QUALITY

	Quantity	Base Number	Contract	AT	Region	England
% of FP17s for the same patient ID Re-attending within 3 months - Children	2	167	1.2%	10.6%	11.3%	11.5%
% of FP17s for the same patient ID Re-attending within 3 months - Adults	43	609	7.1%	14.5%	14.9%	15.4%
% of FP17s for the same patient ID Re-attending between 3 & 9 months - Children	76	167	45.5%	58.1%	60.0%	58.9%
% of FP17s for the same patient ID Re-attending between 3 & 9 months - Adults	254	609	41.7%	49.3%	52.6%	51.6%
% of FP17s for Band 1 Urgent Courses	6	571	1.1%	8.9%	7.9%	8.9%
% of FP17s Relating to Free Repair or Replacements	2	571	0.4%	0.7%	0.8%	0.8%
% of FP17s Relating to Continuations	6	571	1.1%	0.8%	0.9%	0.9%
% of Patients satisfied with the dentistry they have received	1	1	N/A	93.6%	93.2%	93.2%
% of Patients satisfied with the time they had to wait for an appointment	1	1	N/A	87.7%	89.1%	88.8%

\* This is based on patients treated on this contract for their most recent course of treatment. Figures in italics indicate the base number of FP17s or Patient Questionnaire responses are less than 100. N/A is shown where the base number of responses is less than 10 during the period. % is calculated as Quantity/Base number\*100

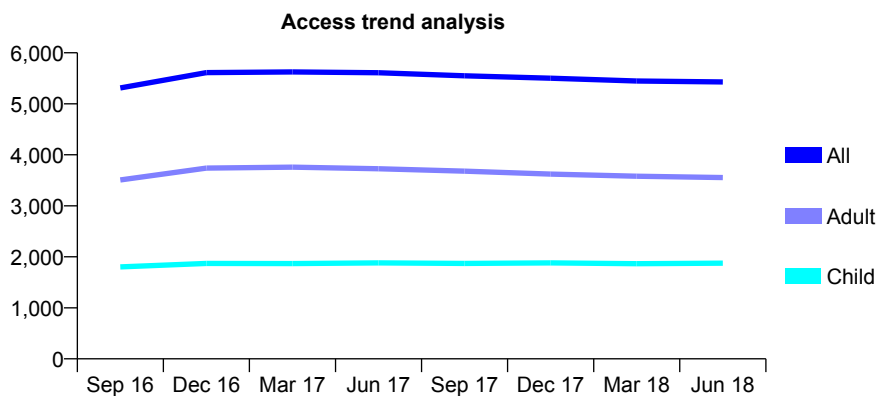
## Q58 - Vital Signs At a Glance Contract Report for 122114/0001 - June 2018

Name or company name	Hudson's Dental Care
Contract type name	GDS Contract
Purpose of contract	General
Contract start date	01/01/2015
Contract end date	

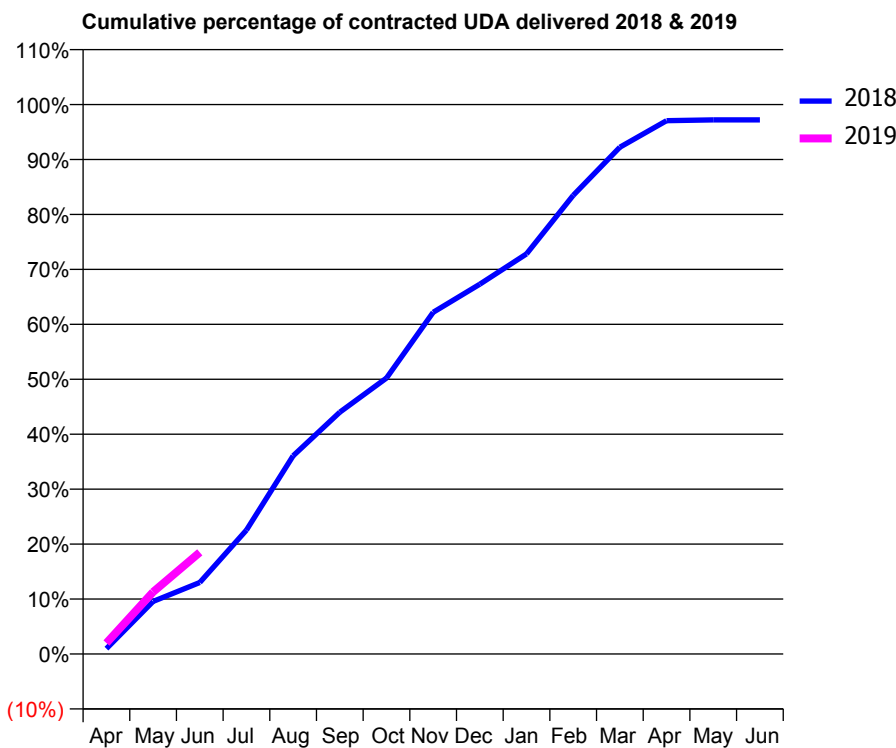
18/19 Contracted general activity (UDA)	12,720
Carry forward general activity (UDA)	0
18/19 Contracted orthodontic activity (UOA)	0
Carry forward orthodontic activity (UOA)	0
Baseline contract value	£270,792.04

### ACCESS\*

Patients seen in 24 months	Total	Change since previous quarter
Quarter ending June 2017	5,608	
Quarter ending September 2017	5,550	↓
Quarter ending December 2017	5,503	→
Quarter ending March 2018	5,446	↓
Quarter ending June 2018	5,430	→
<b>Variance since June 2017</b>	<b>(3.2%)</b>	<b>↓</b>



### ACTIVITY



Month	Adjusted Scheduled Activity (UDA)	
	2018	2019
April	126	256
May	1,218	1,438
June	1,657	2,354
July	2,868	
August	4,587	
September	5,598	
October	6,389	
November	7,911	
December	8,561	
January	9,263	
February	10,615	
March	11,731	
April	12,346	
May	12,365	
June	12,365	

### QUALITY

	Quantity	Base Number	Contract	AT	Region	England
% of FP17s for the same patient ID Re-attending within 3 months - Children	42	733	5.7%	10.6%	11.3%	11.5%
% of FP17s for the same patient ID Re-attending within 3 months - Adults	156	1,102	14.2%	14.5%	14.9%	15.4%
% of FP17s for the same patient ID Re-attending between 3 & 9 months - Children	406	733	55.4%	58.1%	60.0%	58.9%
% of FP17s for the same patient ID Re-attending between 3 & 9 months - Adults	529	1,102	48.0%	49.3%	52.6%	51.6%
% of FP17s for Band 1 Urgent Courses	117	1,516	7.7%	8.9%	7.9%	8.9%
% of FP17s Relating to Free Repair or Replacements	12	1,516	0.8%	0.7%	0.8%	0.8%
% of FP17s Relating to Continuations	26	1,516	1.7%	0.8%	0.9%	0.9%
% of Patients satisfied with the dentistry they have received	1	1	N/A	93.6%	93.2%	93.2%
% of Patients satisfied with the time they had to wait for an appointment	1	1	N/A	87.7%	89.1%	88.8%

\* This is based on patients treated on this contract for their most recent course of treatment. Figures in italics indicate the base number of FP17s or Patient Questionnaire responses are less than 100. N/A is shown where the base number of responses is less than 10 during the period. % is calculated as Quantity/Base number\*100



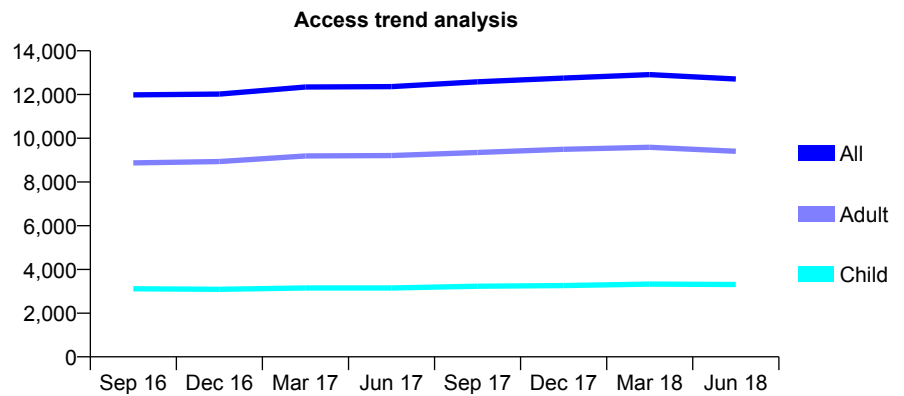
## Q58 - Vital Signs At a Glance Contract Report for 122378/0001 - June 2018

Name or company name	Mr A Pangotra & Dr P Taneja
Contract type name	GDS Contract
Purpose of contract	General
Contract start date	01/04/2014
Contract end date	

18/19 Contracted general activity (UDA)	41,404
Carry forward general activity (UDA)	0
18/19 Contracted orthodontic activity (UOA)	0
Carry forward orthodontic activity (UOA)	0
Baseline contract value	£1,128,866.74

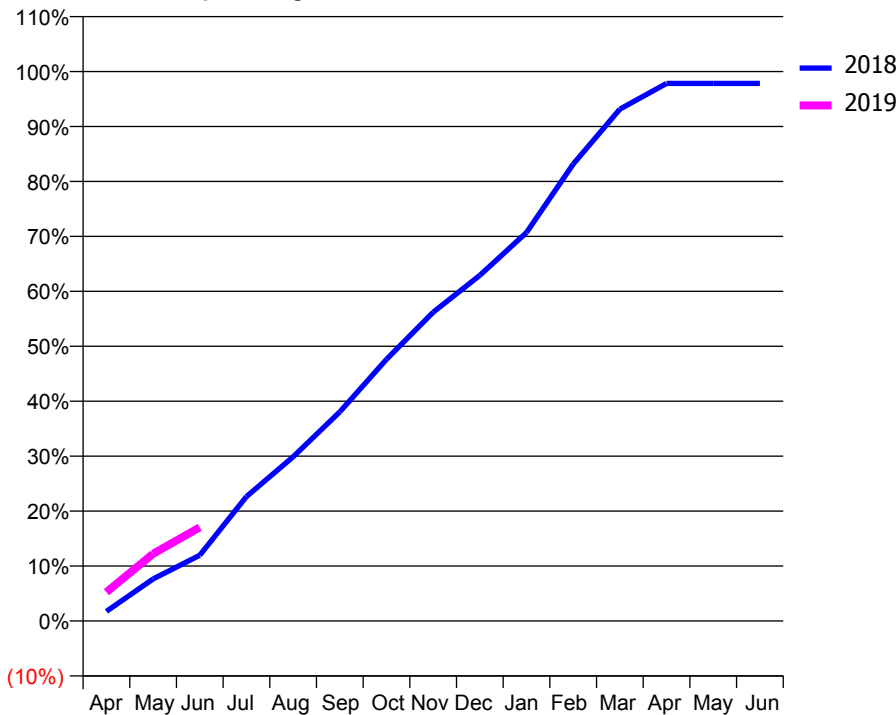
### ACCESS\*

Patients seen in 24 months	Total	Change since previous quarter
Quarter ending June 2017	12,360	
Quarter ending September 2017	12,581	→
Quarter ending December 2017	12,755	→
Quarter ending March 2018	12,914	→
Quarter ending June 2018	12,709	↓
<b>Variance since June 2017</b>	<b>2.8%</b>	<b>↑</b>



### ACTIVITY

Cumulative percentage of contracted UDA delivered 2018 & 2019



Month	Adjusted Scheduled Activity (UDA)	
	2018	2019
April	731	2,177
May	3,168	5,067
June	4,958	7,058
July	9,376	
August	12,369	
September	15,757	
October	19,721	
November	23,267	
December	26,046	
January	29,273	
February	34,432	
March	38,569	
April	40,503	
May	40,504	
June	40,506	

### QUALITY

	Quantity	Base Number	Contract	AT	Region	England
% of FP17s for the same patient ID Re-attending within 3 months - Children	77	1,122	6.9%	10.6%	11.3%	11.5%
% of FP17s for the same patient ID Re-attending within 3 months - Adults	390	2,519	15.5%	14.5%	14.9%	15.4%
% of FP17s for the same patient ID Re-attending between 3 & 9 months - Children	726	1,122	64.7%	58.1%	60.0%	58.9%
% of FP17s for the same patient ID Re-attending between 3 & 9 months - Adults	1,279	2,519	50.8%	49.3%	52.6%	51.6%
% of FP17s for Band 1 Urgent Courses	374	2,990	12.5%	8.9%	7.9%	8.9%
% of FP17s Relating to Free Repair or Replacements	2	2,990	0.1%	0.7%	0.8%	0.8%
% of FP17s Relating to Continuations	41	2,990	1.4%	0.8%	0.9%	0.9%
% of Patients satisfied with the dentistry they have received	7	7	N/A	93.6%	93.2%	93.2%
% of Patients satisfied with the time they had to wait for an appointment	7	7	N/A	87.7%	89.1%	88.8%

\* This is based on patients treated on this contract for their most recent course of treatment. Figures in italics indicate the base number of FP17s or Patient Questionnaire responses are less than 100. N/A is shown where the base number of responses is less than 10 during the period. % is calculated as Quantity/Base number\*100

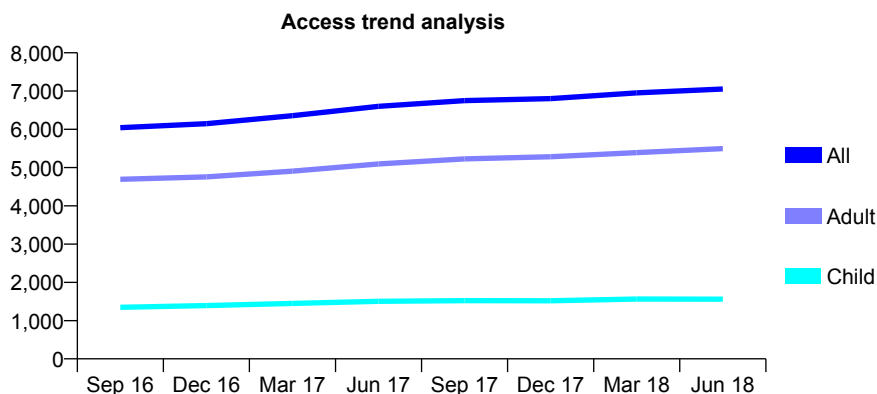
## Q58 - Vital Signs At a Glance Contract Report for 124311/0001 - June 2018

Name or company name	Victoria Promenade Dental Practice
Contract type name	GDS Contract
Purpose of contract	General
Contract start date	01/04/2006
Contract end date	

18/19 Contracted general activity (UDA)	18,742
Carry forward general activity (UDA)	0
18/19 Contracted orthodontic activity (UOA)	0
Carry forward orthodontic activity (UOA)	0
Baseline contract value	£499,798.53

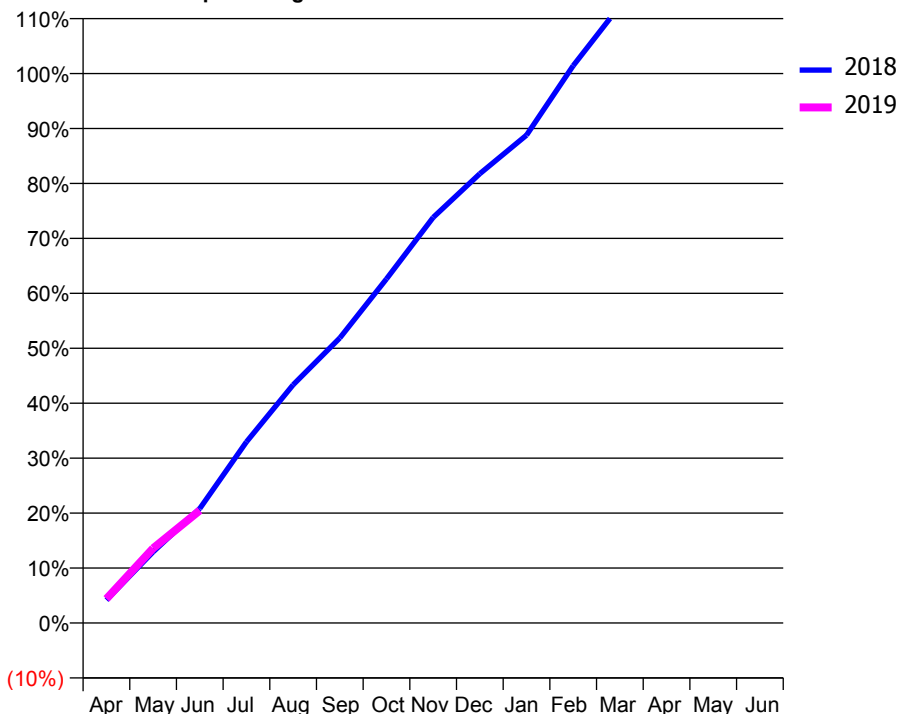
### ACCESS\*

Patients seen in 24 months	Total	Change since previous quarter
Quarter ending June 2017	6,599	
Quarter ending September 2017	6,749	↑
Quarter ending December 2017	6,801	→
Quarter ending March 2018	6,953	↑
Quarter ending June 2018	7,055	→
<b>Variance since June 2017</b>	<b>6.9%</b>	<b>↑</b>



### ACTIVITY

Cumulative percentage of contracted UDA delivered 2018 & 2019



Month	Adjusted Scheduled Activity (UDA)	
	2018	2019
April	784	824
May	2,425	2,547
June	3,906	3,843
July	6,179	
August	8,124	
September	9,724	
October	11,735	
November	13,832	
December	15,325	
January	16,639	
February	19,010	
March	21,044	
April	22,358	
May	22,357	
June	22,365	

### QUALITY

	Quantity	Base Number	Contract	AT	Region	England
% of FP17s for the same patient ID Re-attending within 3 months - Children	44	517	8.5%	10.6%	11.3%	11.5%
% of FP17s for the same patient ID Re-attending within 3 months - Adults	215	1,774	12.1%	14.5%	14.9%	15.4%
% of FP17s for the same patient ID Re-attending between 3 & 9 months - Children	335	517	64.8%	58.1%	60.0%	58.9%
% of FP17s for the same patient ID Re-attending between 3 & 9 months - Adults	1,031	1,774	58.1%	49.3%	52.6%	51.6%
% of FP17s for Band 1 Urgent Courses	89	1,671	5.3%	8.9%	7.9%	8.9%
% of FP17s Relating to Free Repair or Replacements	38	1,671	2.3%	0.7%	0.8%	0.8%
% of FP17s Relating to Continuations	10	1,671	0.6%	0.8%	0.9%	0.9%
% of Patients satisfied with the dentistry they have received	8	9	N/A	93.6%	93.2%	93.2%
% of Patients satisfied with the time they had to wait for an appointment	8	9	N/A	87.7%	89.1%	88.8%

\* This is based on patients treated on this contract for their most recent course of treatment. Figures in italics indicate the base number of FP17s or Patient Questionnaire responses are less than 100. N/A is shown where the base number of responses is less than 10 during the period. % is calculated as Quantity/Base number\*100

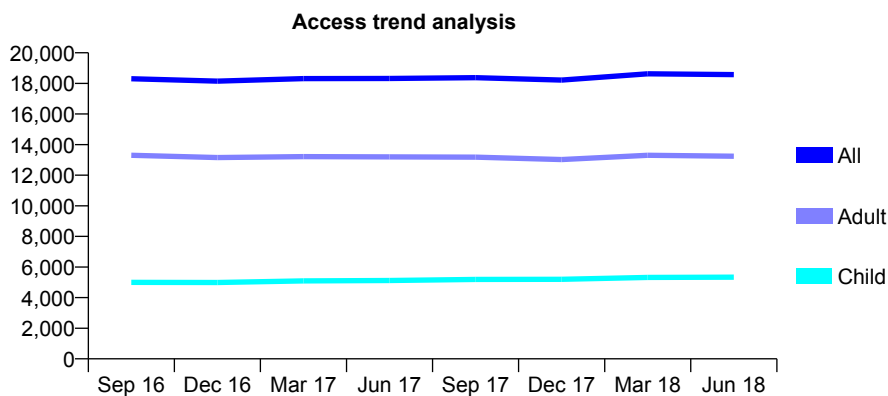
## Q58 - Vital Signs At a Glance Contract Report for 126047/0001 - June 2018

Name or company name	Conation Partners Ltd
Contract type name	GDS Contract
Purpose of contract	General
Contract start date	01/11/2007
Contract end date	

18/19 Contracted general activity (UDA)	47,407
Carry forward general activity (UDA)	0
18/19 Contracted orthodontic activity (UOA)	0
Carry forward orthodontic activity (UOA)	0
Baseline contract value	£1,442,880.00

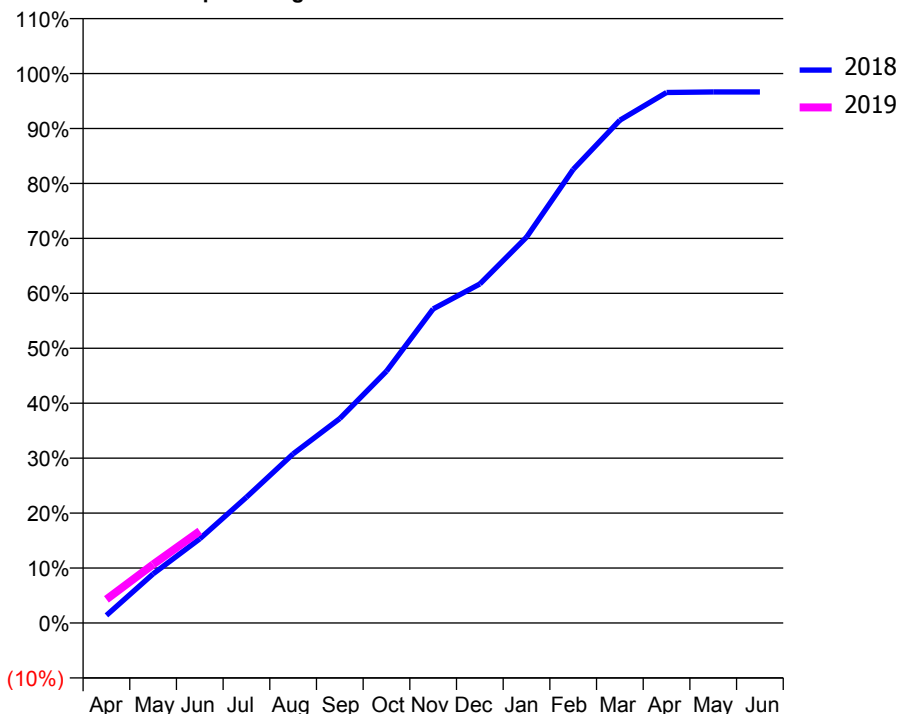
### ACCESS\*

Patients seen in 24 months	Total	Change since previous quarter
Quarter ending June 2017	18,319	
Quarter ending September 2017	18,375	→
Quarter ending December 2017	18,215	→
Quarter ending March 2018	18,626	↑
Quarter ending June 2018	18,578	→
<b>Variance since June 2017</b>	<b>1.4%</b>	<b>→</b>



### ACTIVITY

Cumulative percentage of contracted UDA delivered 2018 & 2019



Month	Adjusted Scheduled Activity (UDA)	
	2018	2019
April	665	2,040
May	4,243	5,059
June	7,270	7,932
July	10,849	
August	14,594	
September	17,642	
October	21,720	
November	27,102	
December	29,246	
January	33,286	
February	39,133	
March	43,382	
April	45,774	
May	45,819	
June	45,811	

### QUALITY

	Quantity	Base Number	Contract	AT	Region	England
% of FP17s for the same patient ID Re-attending within 3 months - Children	106	1,526	6.9%	10.6%	11.3%	11.5%
% of FP17s for the same patient ID Re-attending within 3 months - Adults	325	3,491	9.3%	14.5%	14.9%	15.4%
% of FP17s for the same patient ID Re-attending between 3 & 9 months - Children	976	1,526	64.0%	58.1%	60.0%	58.9%
% of FP17s for the same patient ID Re-attending between 3 & 9 months - Adults	1,816	3,491	52.0%	49.3%	52.6%	51.6%
% of FP17s for Band 1 Urgent Courses	320	4,009	8.0%	8.9%	7.9%	8.9%
% of FP17s Relating to Free Repair or Replacements	19	4,009	0.5%	0.7%	0.8%	0.8%
% of FP17s Relating to Continuations	5	4,009	0.1%	0.8%	0.9%	0.9%
% of Patients satisfied with the dentistry they have received	16	16	100.0%	93.6%	93.2%	93.2%
% of Patients satisfied with the time they had to wait for an appointment	14	16	87.5%	87.7%	89.1%	88.8%

\* This is based on patients treated on this contract for their most recent course of treatment. Figures in italics indicate the base number of FP17s or Patient Questionnaire responses are less than 100. N/A is shown where the base number of responses is less than 10 during the period. % is calculated as Quantity/Base number\*100

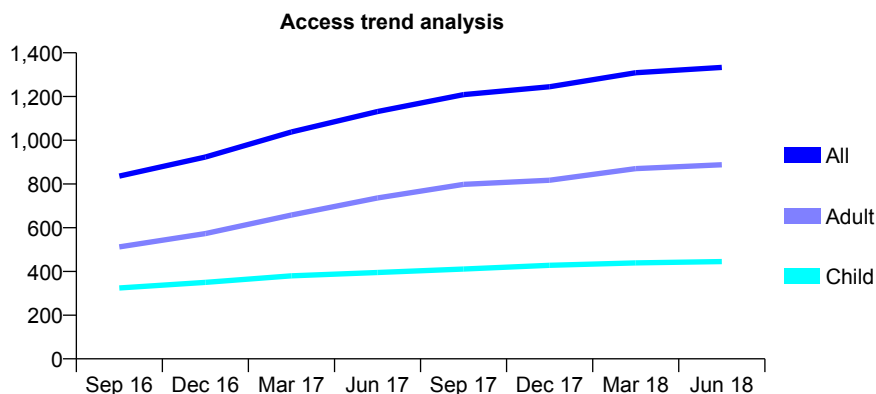
## Q58 - Vital Signs At a Glance Contract Report for 127140/0001 - June 2018

Name or company name	Saving Smiles Rushden
Contract type name	GDS Contract
Purpose of contract	General
Contract start date	01/11/2015
Contract end date	

18/19 Contracted general activity (UDA)	3,550
Carry forward general activity (UDA)	0
18/19 Contracted orthodontic activity (UOA)	0
Carry forward orthodontic activity (UOA)	0
Baseline contract value	£90,646.52

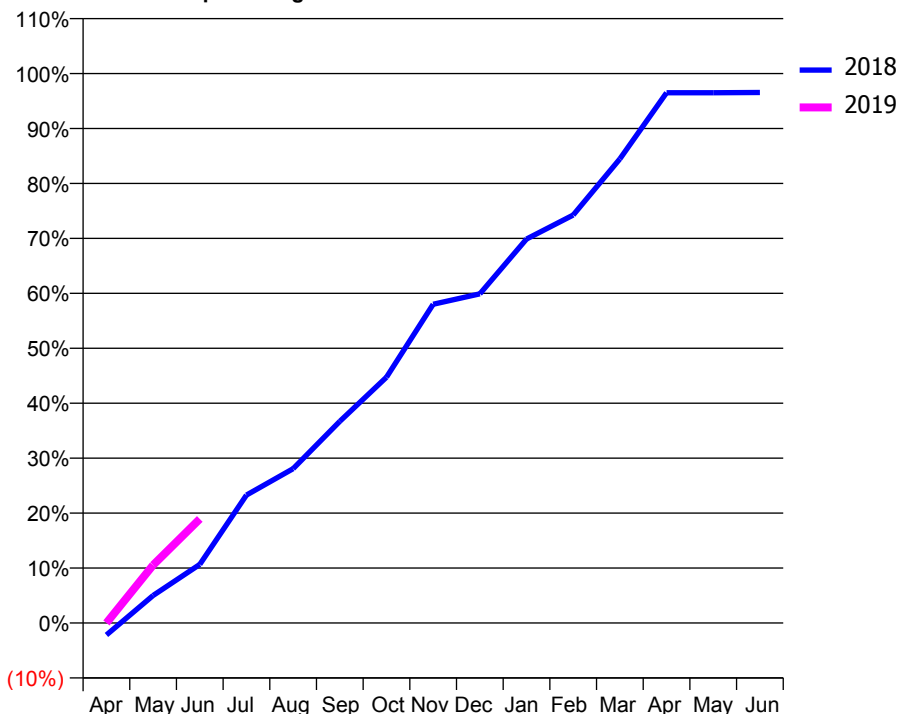
### ACCESS\*

Patients seen in 24 months	Total	Change since previous quarter
Quarter ending June 2017	1,131	
Quarter ending September 2017	1,209	↑
Quarter ending December 2017	1,245	↑
Quarter ending March 2018	1,309	↑
Quarter ending June 2018	1,333	→
<b>Variance since June 2017</b>	<b>17.9%</b>	<b>↑</b>



### ACTIVITY

Cumulative percentage of contracted UDA delivered 2018 & 2019



Adjusted Scheduled Activity (UDA)

Month	2018	2019
April	-78	0
May	178	374
June	378	672
July	827	
August	997	
September	1,303	
October	1,588	
November	2,060	
December	2,127	
January	2,481	
February	2,636	
March	2,998	
April	3,426	
May	3,426	
June	3,427	

### QUALITY

	Quantity	Base Number	Contract	AT	Region	England
% of FP17s for the same patient ID Re-attending within 3 months - Children	16	202	7.9%	10.6%	11.3%	11.5%
% of FP17s for the same patient ID Re-attending within 3 months - Adults	57	379	15.0%	14.5%	14.9%	15.4%
% of FP17s for the same patient ID Re-attending between 3 & 9 months - Children	141	202	69.8%	58.1%	60.0%	58.9%
% of FP17s for the same patient ID Re-attending between 3 & 9 months - Adults	201	379	53.0%	49.3%	52.6%	51.6%
% of FP17s for Band 1 Urgent Courses	25	380	6.6%	8.9%	7.9%	8.9%
% of FP17s Relating to Free Repair or Replacements	0	380	0.0%	0.7%	0.8%	0.8%
% of FP17s Relating to Continuations	3	380	0.8%	0.8%	0.9%	0.9%
% of Patients satisfied with the dentistry they have received	1	1	N/A	93.6%	93.2%	93.2%
% of Patients satisfied with the time they had to wait for an appointment	1	1	N/A	87.7%	89.1%	88.8%

\* This is based on patients treated on this contract for their most recent course of treatment. Figures in italics indicate the base number of FP17s or Patient Questionnaire responses are less than 100. N/A is shown where the base number of responses is less than 10 during the period. % is calculated as Quantity/Base number\*100

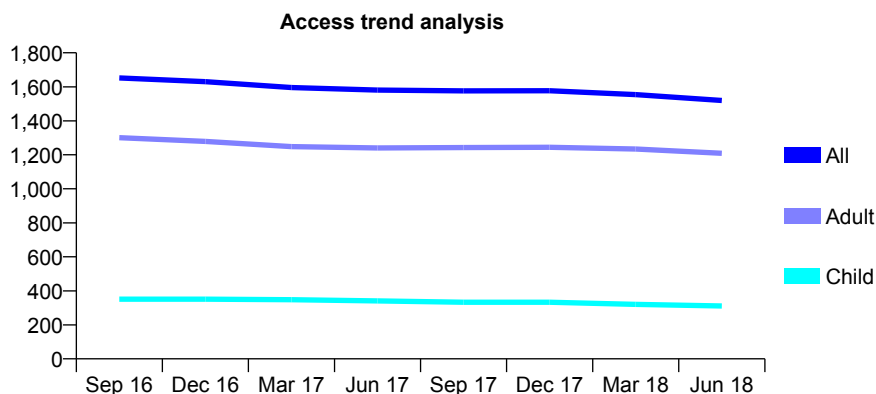
## Q58 - Vital Signs At a Glance Contract Report for 127914/0001 - June 2018

Name or company name	Mr L Khiroya & Mr R Khiroya
Contract type name	GDS Contract
Purpose of contract	General
Contract start date	01/01/2012
Contract end date	

18/19 Contracted general activity (UDA)	2,841
Carry forward general activity (UDA)	0
18/19 Contracted orthodontic activity (UOA)	0
Carry forward orthodontic activity (UOA)	0
Baseline contract value	£76,161.30

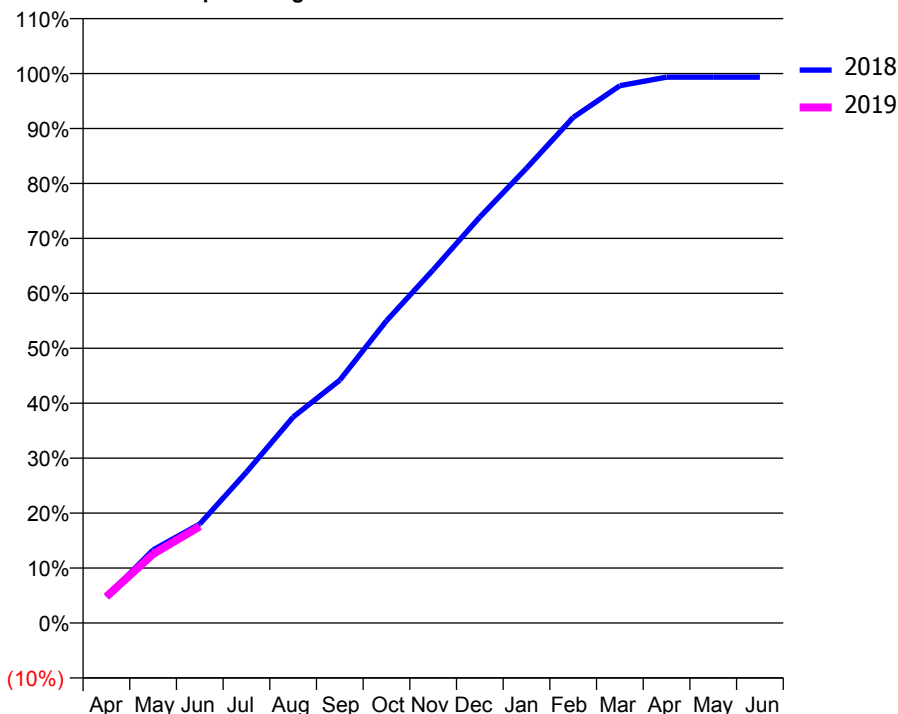
### ACCESS\*

Patients seen in 24 months	Total	Change since previous quarter
Quarter ending June 2017	1,581	
Quarter ending September 2017	1,576	→
Quarter ending December 2017	1,577	→
Quarter ending March 2018	1,554	↓
Quarter ending June 2018	1,520	↓
<b>Variance since June 2017</b>	<b>(3.9%)</b>	<b>↓</b>



### ACTIVITY

Cumulative percentage of contracted UDA delivered 2018 & 2019



Adjusted Scheduled Activity (UDA)

Month	2018	2019
April	136	136
May	378	357
June	512	499
July	780	
August	1,065	
September	1,256	
October	1,563	
November	1,826	
December	2,099	
January	2,351	
February	2,614	
March	2,778	
April	2,822	
May	2,822	
June	2,822	

### QUALITY

	Quantity	Base Number	Contract	AT	Region	England
% of FP17s for the same patient ID Re-attending within 3 months - Children	1	61	1.6%	10.6%	11.3%	11.5%
% of FP17s for the same patient ID Re-attending within 3 months - Adults	17	210	8.1%	14.5%	14.9%	15.4%
% of FP17s for the same patient ID Re-attending between 3 & 9 months - Children	22	61	36.1%	58.1%	60.0%	58.9%
% of FP17s for the same patient ID Re-attending between 3 & 9 months - Adults	82	210	39.0%	49.3%	52.6%	51.6%
% of FP17s for Band 1 Urgent Courses	17	244	7.0%	8.9%	7.9%	8.9%
% of FP17s Relating to Free Repair or Replacements	0	244	0.0%	0.7%	0.8%	0.8%
% of FP17s Relating to Continuations	0	244	0.0%	0.8%	0.9%	0.9%
% of Patients satisfied with the dentistry they have received	1	2	N/A	93.6%	93.2%	93.2%
% of Patients satisfied with the time they had to wait for an appointment	2	2	N/A	87.7%	89.1%	88.8%

\* This is based on patients treated on this contract for their most recent course of treatment. Figures in italics indicate the base number of FP17s or Patient Questionnaire responses are less than 100. N/A is shown where the base number of responses is less than 10 during the period. % is calculated as Quantity/Base number\*100

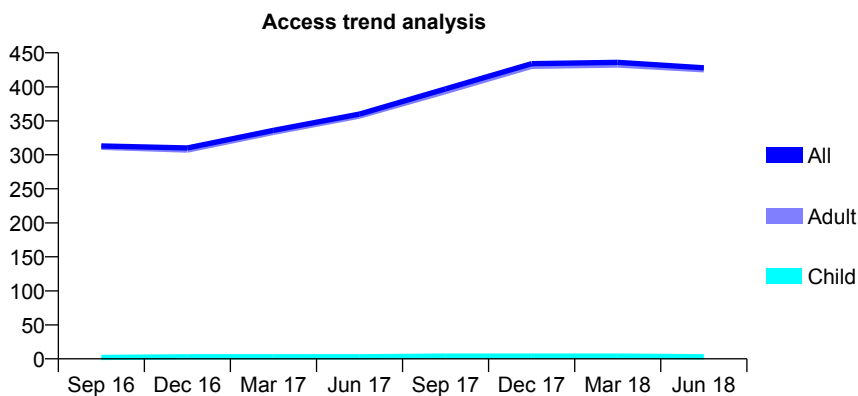
## Q58 - Vital Signs At a Glance Contract Report for 128775/0001 - June 2018

Name or company name	MOS Hertfordshire LTD
Contract type name	PDS Contract
Purpose of contract	General
Contract start date	01/11/2012
Contract end date	31/03/2020

18/19 Contracted general activity (UDA)	273
Carry forward general activity (UDA)	0
18/19 Contracted orthodontic activity (UOA)	0
Carry forward orthodontic activity (UOA)	0
Baseline contract value	£18,201.02

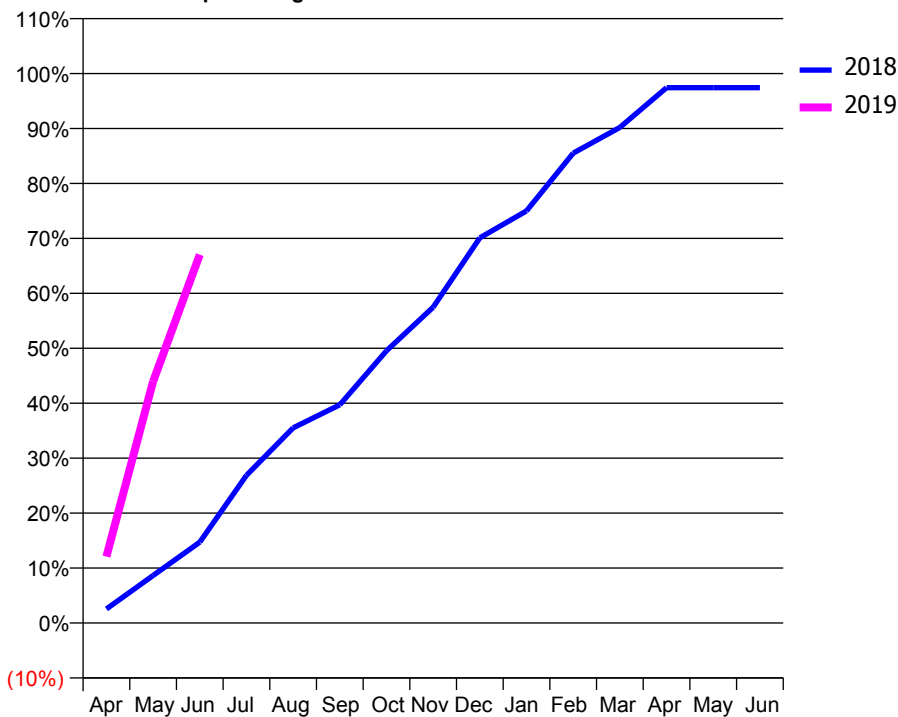
### ACCESS\*

Patients seen in 24 months	Total	Change since previous quarter
Quarter ending June 2017	360	
Quarter ending September 2017	397	↑
Quarter ending December 2017	434	↑
Quarter ending March 2018	436	→
Quarter ending June 2018	428	↓
<b>Variance since June 2017</b>	<b>18.9%</b>	<b>↑</b>



### ACTIVITY

Cumulative percentage of contracted UDA delivered 2018 & 2019



Adjusted Scheduled Activity (UDA)		
Month	2018	2019
April	33	33
May	111	120
June	189	183
July	345	
August	456	
September	510	
October	636	
November	738	
December	900	
January	963	
February	1,098	
March	1,158	
April	1,251	
May	1,251	
June	1,251	

### QUALITY

	Quantity	Base Number	Contract	AT	Region	England
% of FP17s for the same patient ID Re-attending within 3 months - Children	0	0	N/A	10.6%	11.3%	11.5%
% of FP17s for the same patient ID Re-attending within 3 months - Adults	2	92	2.2%	14.5%	14.9%	15.4%
% of FP17s for the same patient ID Re-attending between 3 & 9 months - Children	0	0	N/A	58.1%	60.0%	58.9%
% of FP17s for the same patient ID Re-attending between 3 & 9 months - Adults	0	92	0.0%	49.3%	52.6%	51.6%
% of FP17s for Band 1 Urgent Courses	0	61	0.0%	8.9%	7.9%	8.9%
% of FP17s Relating to Free Repair or Replacements	0	61	0.0%	0.7%	0.8%	0.8%
% of FP17s Relating to Continuations	0	61	0.0%	0.8%	0.9%	0.9%
% of Patients satisfied with the dentistry they have received	0	0	N/A	93.6%	93.2%	93.2%
% of Patients satisfied with the time they had to wait for an appointment	0	0	N/A	87.7%	89.1%	88.8%

\* This is based on patients treated on this contract for their most recent course of treatment. Figures in italics indicate the base number of FP17s or Patient Questionnaire responses are less than 100. N/A is shown where the base number of responses is less than 10 during the period. % is calculated as Quantity/Base number\*100

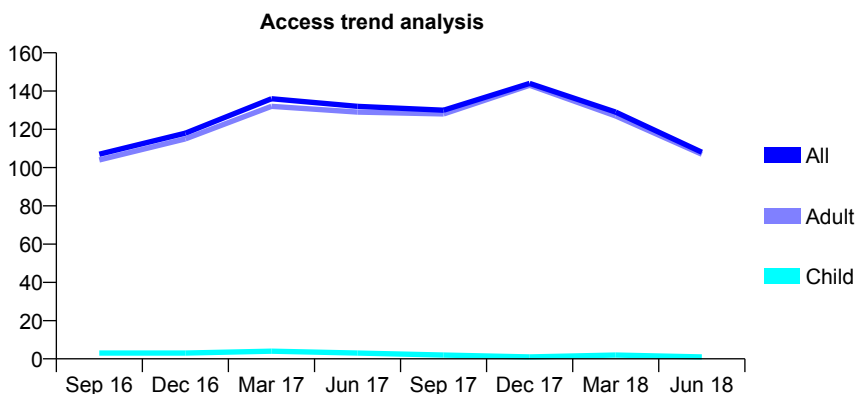
## Q58 - Vital Signs At a Glance Contract Report for 128775/0002 - June 2018

Name or company name	MOS Hertfordshire LTD
Contract type name	PDS Contract
Purpose of contract	General
Contract start date	01/11/2012
Contract end date	31/03/2020

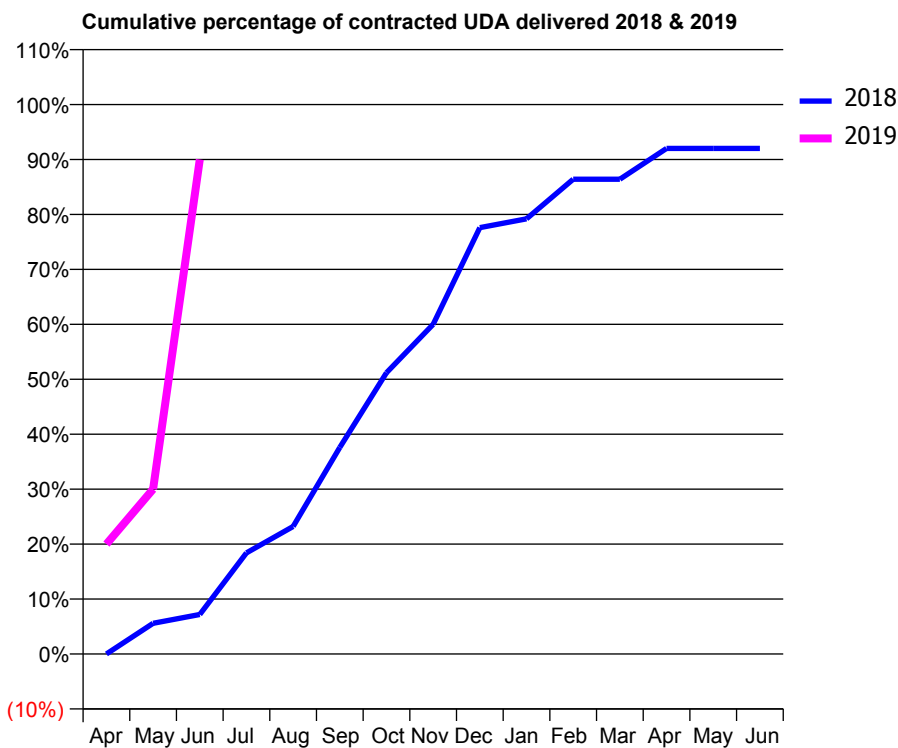
18/19 Contracted general activity (UDA)	30
Carry forward general activity (UDA)	0
18/19 Contracted orthodontic activity (UOA)	0
Carry forward orthodontic activity (UOA)	0
Baseline contract value	£2,001.02

### ACCESS\*

Patients seen in 24 months	Total	Change since previous quarter
Quarter ending June 2017	132	
Quarter ending September 2017	130	↓
Quarter ending December 2017	144	↑
Quarter ending March 2018	129	↓
Quarter ending June 2018	108	↓
<b>Variance since June 2017</b>	<b>(18.2%)</b>	<b>↓</b>



### ACTIVITY



Month	Adjusted Scheduled Activity (UDA)	
	2018	2019
April	0	6
May	21	9
June	27	27
July	69	
August	87	
September	141	
October	192	
November	225	
December	291	
January	297	
February	324	
March	324	
April	345	
May	345	
June	345	

### QUALITY

	Quantity	Base Number	Contract	AT	Region	England
% of FP17s for the same patient ID Re-attending within 3 months - Children	0	0	N/A	10.6%	11.3%	11.5%
% of FP17s for the same patient ID Re-attending within 3 months - Adults	2	16	12.5%	14.5%	14.9%	15.4%
% of FP17s for the same patient ID Re-attending between 3 & 9 months - Children	0	0	N/A	58.1%	60.0%	58.9%
% of FP17s for the same patient ID Re-attending between 3 & 9 months - Adults	0	16	0.0%	49.3%	52.6%	51.6%
% of FP17s for Band 1 Urgent Courses	0	9	0.0%	8.9%	7.9%	8.9%
% of FP17s Relating to Free Repair or Replacements	0	9	0.0%	0.7%	0.8%	0.8%
% of FP17s Relating to Continuations	0	9	0.0%	0.8%	0.9%	0.9%
% of Patients satisfied with the dentistry they have received	0	0	N/A	93.6%	93.2%	93.2%
% of Patients satisfied with the time they had to wait for an appointment	0	0	N/A	87.7%	89.1%	88.8%

\* This is based on patients treated on this contract for their most recent course of treatment. Figures in italics indicate the base number of FP17s or Patient Questionnaire responses are less than 100. N/A is shown where the base number of responses is less than 10 during the period. % is calculated as Quantity/Base number\*100

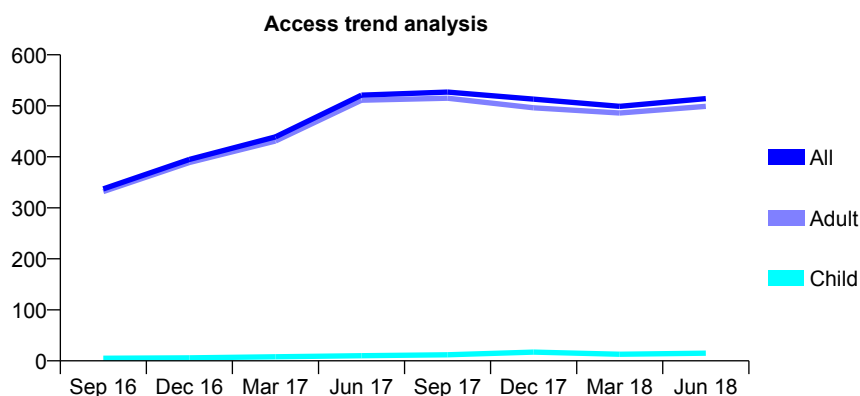
## Q58 - Vital Signs At a Glance Contract Report for 128775/0003 - June 2018

Name or company name	MOS Hertfordshire LTD
Contract type name	PDS Contract
Purpose of contract	General
Contract start date	01/11/2012
Contract end date	31/03/2020

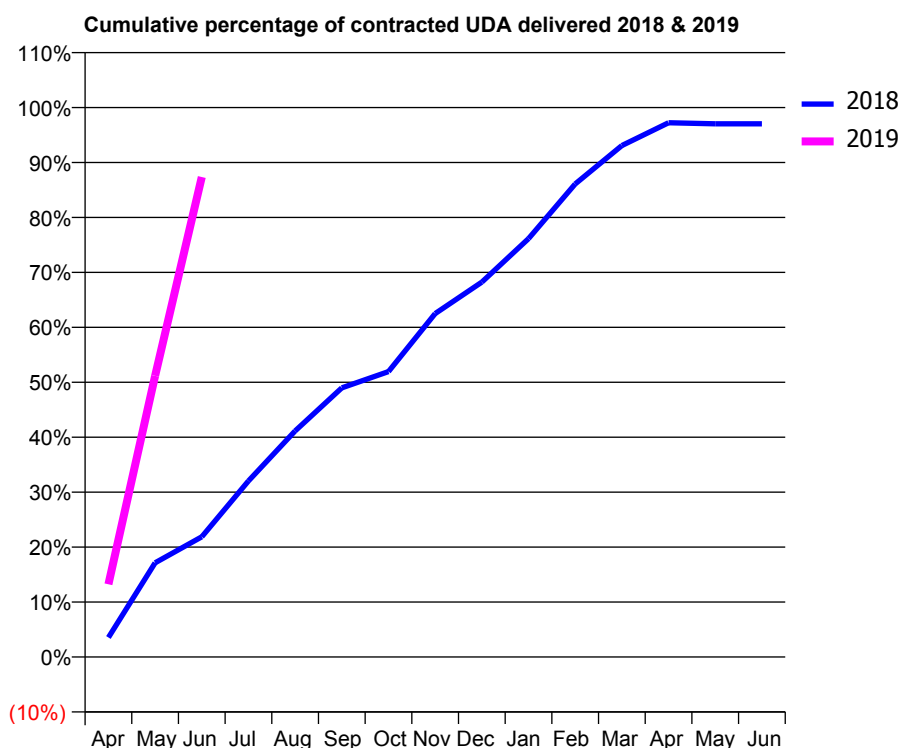
18/19 Contracted general activity (UDA)	340
Carry forward general activity (UDA)	0
18/19 Contracted orthodontic activity (UOA)	0
Carry forward orthodontic activity (UOA)	0
Baseline contract value	£22,667.69

### ACCESS\*

Patients seen in 24 months	Total	Change since previous quarter
Quarter ending June 2017	521	
Quarter ending September 2017	527	→
Quarter ending December 2017	513	↓
Quarter ending March 2018	499	↓
Quarter ending June 2018	514	↑
<b>Variance since June 2017</b>	<b>(1.3%)</b>	<b>↓</b>



### ACTIVITY



Month	Adjusted Scheduled Activity (UDA)	
	2018	2019
April	54	45
May	260	174
June	332	297
July	486	
August	624	
September	743	
October	788	
November	948	
December	1,035	
January	1,155	
February	1,306	
March	1,412	
April	1,475	
May	1,472	
June	1,472	

### QUALITY

	Quantity	Base Number	Contract	AT	Region	England
% of FP17s for the same patient ID Re-attending within 3 months - Children	0	4	0.0%	10.6%	11.3%	11.5%
% of FP17s for the same patient ID Re-attending within 3 months - Adults	1	116	0.9%	14.5%	14.9%	15.4%
% of FP17s for the same patient ID Re-attending between 3 & 9 months - Children	0	4	0.0%	58.1%	60.0%	58.9%
% of FP17s for the same patient ID Re-attending between 3 & 9 months - Adults	0	116	0.0%	49.3%	52.6%	51.6%
% of FP17s for Band 1 Urgent Courses	0	99	0.0%	8.9%	7.9%	8.9%
% of FP17s Relating to Free Repair or Replacements	0	99	0.0%	0.7%	0.8%	0.8%
% of FP17s Relating to Continuations	0	99	0.0%	0.8%	0.9%	0.9%
% of Patients satisfied with the dentistry they have received	0	0	N/A	93.6%	93.2%	93.2%
% of Patients satisfied with the time they had to wait for an appointment	0	0	N/A	87.7%	89.1%	88.8%

\* This is based on patients treated on this contract for their most recent course of treatment. Figures in italics indicate the base number of FP17s or Patient Questionnaire responses are less than 100. N/A is shown where the base number of responses is less than 10 during the period. % is calculated as Quantity/Base number\*100



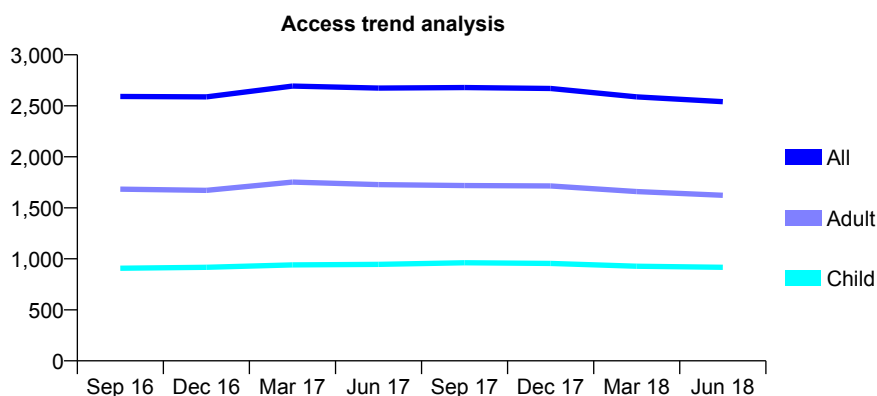
## Q58 - Vital Signs At a Glance Contract Report for 129151/0002 - June 2018

Name or company name	Bargain Dentist.Com Limited
Contract type name	GDS Contract
Purpose of contract	General
Contract start date	01/04/2009
Contract end date	

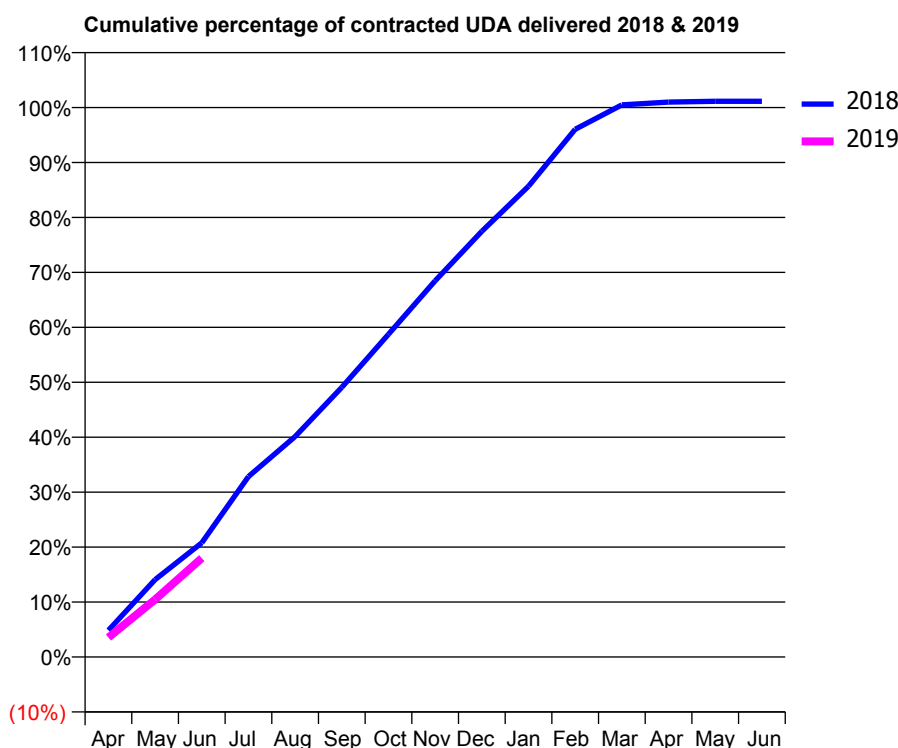
18/19 Contracted general activity (UDA)	7,808
Carry forward general activity (UDA)	0
18/19 Contracted orthodontic activity (UOA)	0
Carry forward orthodontic activity (UOA)	0
Baseline contract value	£232,763.42

### ACCESS\*

Patients seen in 24 months	Total	Change since previous quarter
Quarter ending June 2017	2,674	
Quarter ending September 2017	2,679	→
Quarter ending December 2017	2,670	→
Quarter ending March 2018	2,587	↓
Quarter ending June 2018	2,540	↓
<b>Variance since June 2017</b>	<b>(5.0%)</b>	<b>↓</b>



### ACTIVITY



Month	Adjusted Scheduled Activity (UDA)	
	2018	2019
April	381	278
May	1,100	817
June	1,624	1,406
July	2,565	
August	3,132	
September	3,832	
October	4,586	
November	5,345	
December	6,048	
January	6,689	
February	7,499	
March	7,844	
April	7,884	
May	7,896	
June	7,896	

### QUALITY

	Quantity	Base Number	Contract	AT	Region	England
% of FP17s for the same patient ID Re-attending within 3 months - Children	11	311	3.5%	10.6%	11.3%	11.5%
% of FP17s for the same patient ID Re-attending within 3 months - Adults	22	296	7.4%	14.5%	14.9%	15.4%
% of FP17s for the same patient ID Re-attending between 3 & 9 months - Children	183	311	58.8%	58.1%	60.0%	58.9%
% of FP17s for the same patient ID Re-attending between 3 & 9 months - Adults	101	296	34.1%	49.3%	52.6%	51.6%
% of FP17s for Band 1 Urgent Courses	23	601	3.8%	8.9%	7.9%	8.9%
% of FP17s Relating to Free Repair or Replacements	6	601	1.0%	0.7%	0.8%	0.8%
% of FP17s Relating to Continuations	8	601	1.3%	0.8%	0.9%	0.9%
% of Patients satisfied with the dentistry they have received	0	0	N/A	93.6%	93.2%	93.2%
% of Patients satisfied with the time they had to wait for an appointment	0	0	N/A	87.7%	89.1%	88.8%

\* This is based on patients treated on this contract for their most recent course of treatment. Figures in italics indicate the base number of FP17s or Patient Questionnaire responses are less than 100. N/A is shown where the base number of responses is less than 10 during the period. % is calculated as Quantity/Base number\*100

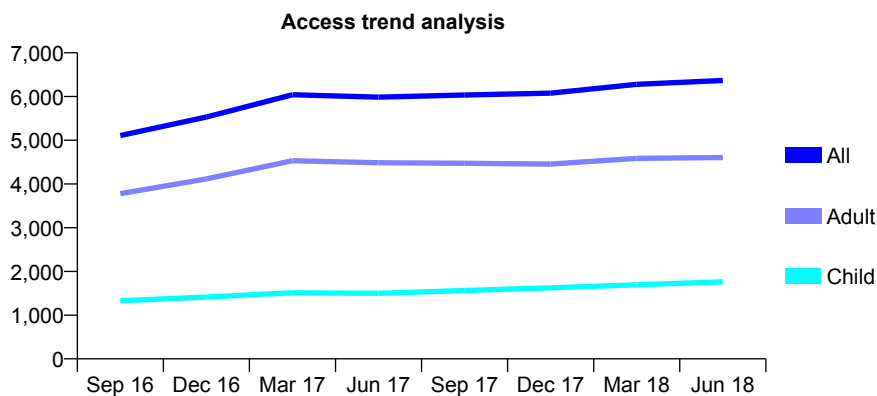
## Q58 - Vital Signs At a Glance Contract Report for 129755/0003 - June 2018

Name or company name	Experdental Limited
Contract type name	GDS Contract
Purpose of contract	General
Contract start date	01/04/2015
Contract end date	

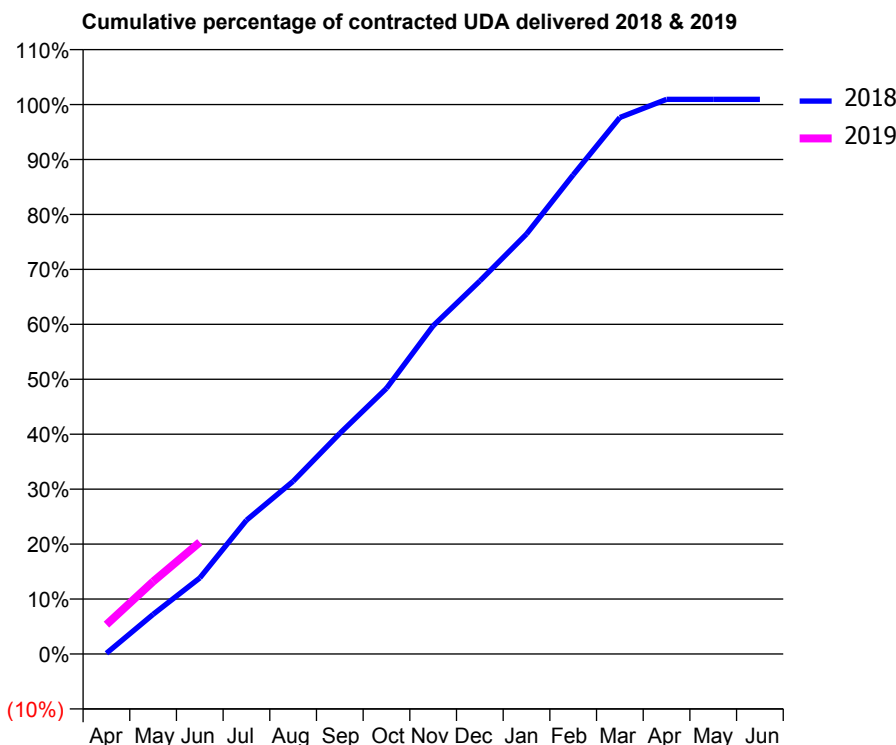
18/19 Contracted general activity (UDA)	25,000
Carry forward general activity (UDA)	0
18/19 Contracted orthodontic activity (UOA)	0
Carry forward orthodontic activity (UOA)	0
Baseline contract value	£659,828.73

### ACCESS\*

Patients seen in 24 months	Total	Change since previous quarter
Quarter ending June 2017	5,986	
Quarter ending September 2017	6,036	→
Quarter ending December 2017	6,078	→
Quarter ending March 2018	6,278	↑
Quarter ending June 2018	6,367	→
<b>Variance since June 2017</b>	<b>6.4%</b>	<b>↑</b>



### ACTIVITY



Month	Adjusted Scheduled Activity (UDA)	
	2018	2019
April	36	1,337
May	1,805	3,298
June	3,460	5,089
July	6,085	
August	7,857	
September	10,035	
October	12,089	
November	14,936	
December	16,974	
January	19,107	
February	21,801	
March	24,410	
April	25,236	
May	25,233	
June	25,233	

### QUALITY

	Quantity	Base Number	Contract	AT	Region	England
% of FP17s for the same patient ID Re-attending within 3 months - Children	23	608	3.8%	10.6%	11.3%	11.5%
% of FP17s for the same patient ID Re-attending within 3 months - Adults	75	1,187	6.3%	14.5%	14.9%	15.4%
% of FP17s for the same patient ID Re-attending between 3 & 9 months - Children	327	608	53.8%	58.1%	60.0%	58.9%
% of FP17s for the same patient ID Re-attending between 3 & 9 months - Adults	500	1,187	42.1%	49.3%	52.6%	51.6%
% of FP17s for Band 1 Urgent Courses	103	1,562	6.6%	8.9%	7.9%	8.9%
% of FP17s Relating to Free Repair or Replacements	1	1,562	0.1%	0.7%	0.8%	0.8%
% of FP17s Relating to Continuations	5	1,562	0.3%	0.8%	0.9%	0.9%
% of Patients satisfied with the dentistry they have received	5	7	N/A	93.6%	93.2%	93.2%
% of Patients satisfied with the time they had to wait for an appointment	6	7	N/A	87.7%	89.1%	88.8%

\* This is based on patients treated on this contract for their most recent course of treatment. Figures in italics indicate the base number of FP17s or Patient Questionnaire responses are less than 100. N/A is shown where the base number of responses is less than 10 during the period. % is calculated as Quantity/Base number\*100

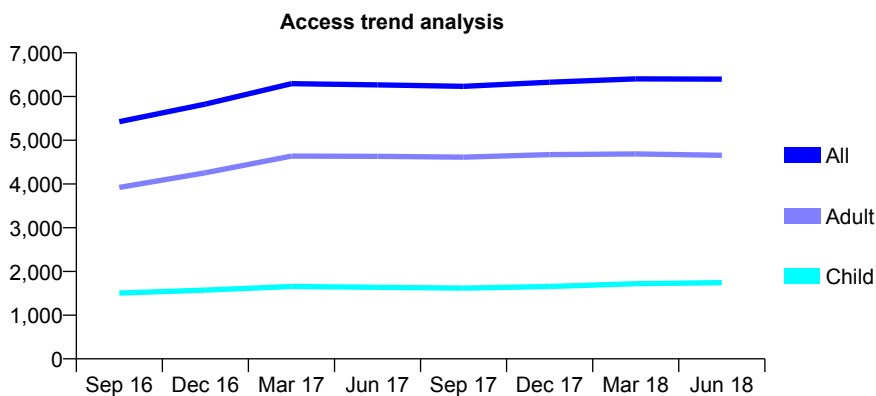
## Q58 - Vital Signs At a Glance Contract Report for 129755/0004 - June 2018

Name or company name	Experdental Limited
Contract type name	GDS Contract
Purpose of contract	General
Contract start date	01/04/2015
Contract end date	

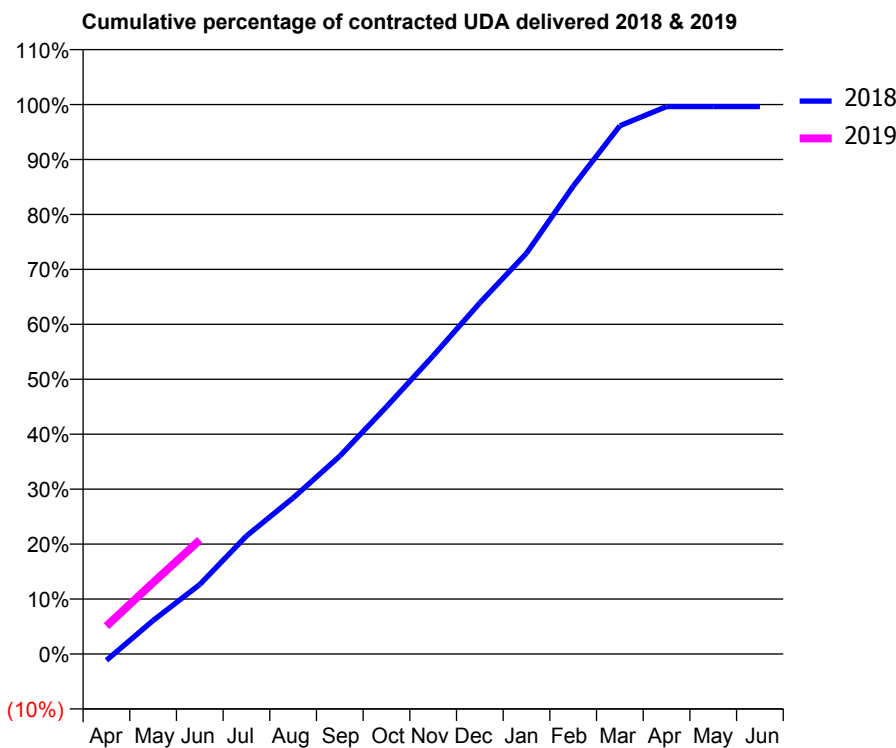
18/19 Contracted general activity (UDA)	23,755
Carry forward general activity (UDA)	0
18/19 Contracted orthodontic activity (UOA)	0
Carry forward orthodontic activity (UOA)	0
Baseline contract value	£614,794.45

### ACCESS\*

Patients seen in 24 months	Total	Change since previous quarter
Quarter ending June 2017	6,266	
Quarter ending September 2017	6,232	→
Quarter ending December 2017	6,326	→
Quarter ending March 2018	6,404	→
Quarter ending June 2018	6,399	→
<b>Variance since June 2017</b>	<b>2.1%</b>	<b>↑</b>



### ACTIVITY



Month	Adjusted Scheduled Activity (UDA)	
	2018	2019
April	-281	1,207
May	1,451	3,088
June	3,007	4,934
July	5,102	
August	6,749	
September	8,557	
October	10,689	
November	12,895	
December	15,181	
January	17,327	
February	20,224	
March	22,837	
April	23,665	
May	23,664	
June	23,664	

### QUALITY

	Quantity	Base Number	Contract	AT	Region	England
% of FP17s for the same patient ID Re-attending within 3 months - Children	37	571	6.5%	10.6%	11.3%	11.5%
% of FP17s for the same patient ID Re-attending within 3 months - Adults	135	1,215	11.1%	14.5%	14.9%	15.4%
% of FP17s for the same patient ID Re-attending between 3 & 9 months - Children	300	571	52.5%	58.1%	60.0%	58.9%
% of FP17s for the same patient ID Re-attending between 3 & 9 months - Adults	512	1,215	42.1%	49.3%	52.6%	51.6%
% of FP17s for Band 1 Urgent Courses	62	1,526	4.1%	8.9%	7.9%	8.9%
% of FP17s Relating to Free Repair or Replacements	6	1,526	0.4%	0.7%	0.8%	0.8%
% of FP17s Relating to Continuations	5	1,526	0.3%	0.8%	0.9%	0.9%
% of Patients satisfied with the dentistry they have received	5	6	N/A	93.6%	93.2%	93.2%
% of Patients satisfied with the time they had to wait for an appointment	5	6	N/A	87.7%	89.1%	88.8%

\* This is based on patients treated on this contract for their most recent course of treatment. Figures in italics indicate the base number of FP17s or Patient Questionnaire responses are less than 100. N/A is shown where the base number of responses is less than 10 during the period. % is calculated as Quantity/Base number\*100

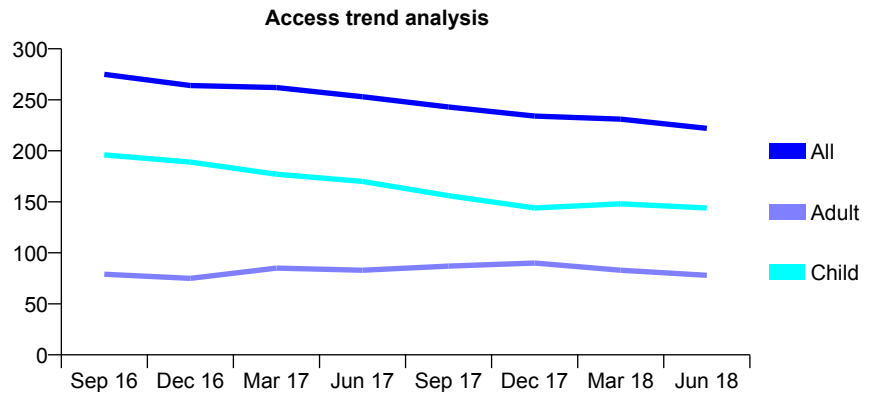
## Q58 - Vital Signs At a Glance Contract Report for 130338/0001 - June 2018

Name or company name	Berkhamsted Dental Practice
Contract type name	GDS Contract
Purpose of contract	General
Contract start date	01/11/2007
Contract end date	

18/19 Contracted general activity (UDA)	540
Carry forward general activity (UDA)	0
18/19 Contracted orthodontic activity (UOA)	0
Carry forward orthodontic activity (UOA)	0
Baseline contract value	£11,535.57

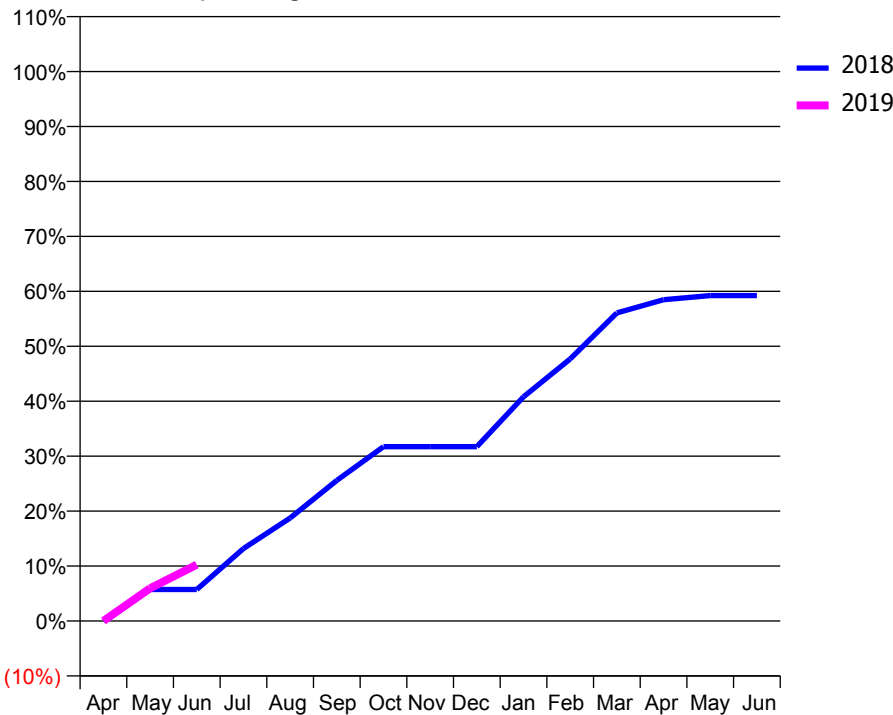
### ACCESS\*

Patients seen in 24 months	Total	Change since previous quarter
Quarter ending June 2017	253	
Quarter ending September 2017	243	↓
Quarter ending December 2017	234	↓
Quarter ending March 2018	231	↓
Quarter ending June 2018	222	↓
<b>Variance since June 2017</b>	<b>(12.3%)</b>	<b>↓</b>



### ACTIVITY

Cumulative percentage of contracted UDA delivered 2018 & 2019



Month	Adjusted Scheduled Activity (UDA)	
	2018	2019
April	0	0
May	31	32
June	31	55
July	71	
August	101	
September	138	
October	171	
November	171	
December	171	
January	220	
February	258	
March	303	
April	316	
May	320	
June	320	

### QUALITY

	Quantity	Base Number	Contract	AT	Region	England
% of FP17s for the same patient ID Re-attending within 3 months - Children	1	49	2.0%	10.6%	11.3%	11.5%
% of FP17s for the same patient ID Re-attending within 3 months - Adults	0	15	0.0%	14.5%	14.9%	15.4%
% of FP17s for the same patient ID Re-attending between 3 & 9 months - Children	35	49	71.4%	58.1%	60.0%	58.9%
% of FP17s for the same patient ID Re-attending between 3 & 9 months - Adults	13	15	86.7%	49.3%	52.6%	51.6%
% of FP17s for Band 1 Urgent Courses	2	51	3.9%	8.9%	7.9%	8.9%
% of FP17s Relating to Free Repair or Replacements	0	51	0.0%	0.7%	0.8%	0.8%
% of FP17s Relating to Continuations	0	51	0.0%	0.8%	0.9%	0.9%
% of Patients satisfied with the dentistry they have received	0	0	N/A	93.6%	93.2%	93.2%
% of Patients satisfied with the time they had to wait for an appointment	0	0	N/A	87.7%	89.1%	88.8%

\* This is based on patients treated on this contract for their most recent course of treatment. Figures in italics indicate the base number of FP17s or Patient Questionnaire responses are less than 100. N/A is shown where the base number of responses is less than 10 during the period. % is calculated as Quantity/Base number\*100

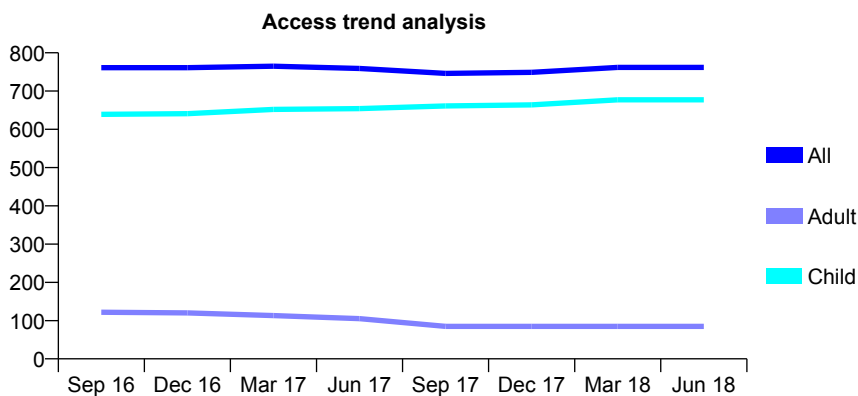
## Q58 - Vital Signs At a Glance Contract Report for 130605/0001 - June 2018

Name or company name	Admiral House Dental Practice
Contract type name	GDS Contract
Purpose of contract	General
Contract start date	01/07/2010
Contract end date	

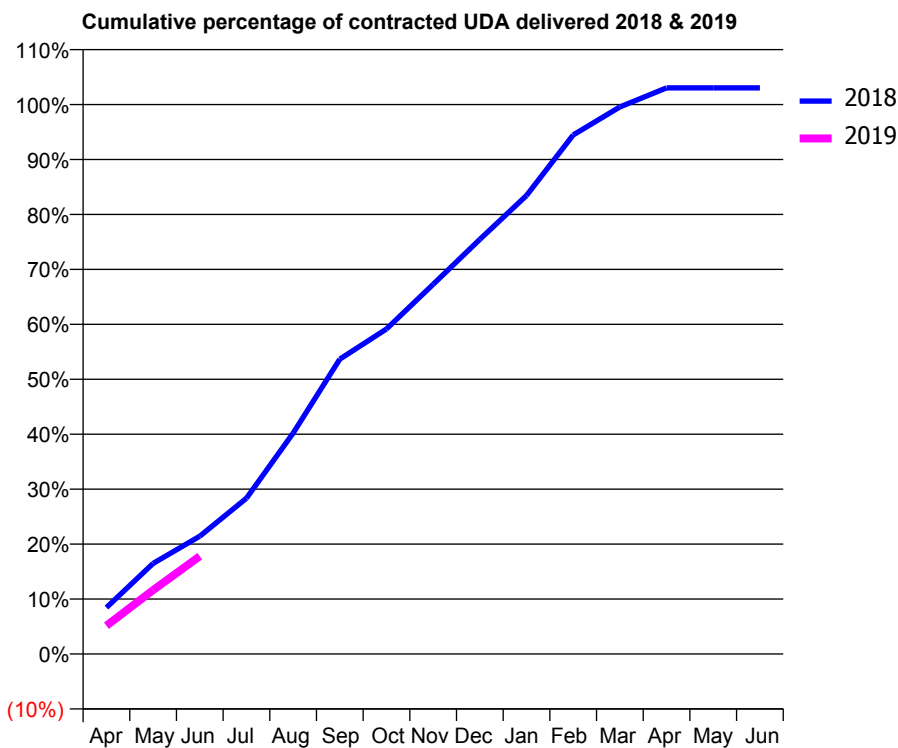
18/19 Contracted general activity (UDA)	1,240
Carry forward general activity (UDA)	0
18/19 Contracted orthodontic activity (UOA)	0
Carry forward orthodontic activity (UOA)	0
Baseline contract value	£34,930.35

### ACCESS\*

Patients seen in 24 months	Total	Change since previous quarter
Quarter ending June 2017	759	
Quarter ending September 2017	746	↓
Quarter ending December 2017	749	→
Quarter ending March 2018	762	→
Quarter ending June 2018	762	→
<b>Variance since June 2017</b>	<b>0.4%</b>	<b>→</b>



### ACTIVITY



Adjusted Scheduled Activity (UDA)		
Month	2018	2019
April	105	64
May	205	144
June	266	221
July	352	
August	498	
September	665	
October	733	
November	834	
December	936	
January	1,035	
February	1,171	
March	1,235	
April	1,278	
May	1,278	
June	1,278	

### QUALITY

	Quantity	Base Number	Contract	AT	Region	England
% of FP17s for the same patient ID Re-attending within 3 months - Children	8	218	3.7%	10.6%	11.3%	11.5%
% of FP17s for the same patient ID Re-attending within 3 months - Adults	0	4	0.0%	14.5%	14.9%	15.4%
% of FP17s for the same patient ID Re-attending between 3 & 9 months - Children	135	218	61.9%	58.1%	60.0%	58.9%
% of FP17s for the same patient ID Re-attending between 3 & 9 months - Adults	3	4	75.0%	49.3%	52.6%	51.6%
% of FP17s for Band 1 Urgent Courses	3	196	1.5%	8.9%	7.9%	8.9%
% of FP17s Relating to Free Repair or Replacements	0	196	0.0%	0.7%	0.8%	0.8%
% of FP17s Relating to Continuations	0	196	0.0%	0.8%	0.9%	0.9%
% of Patients satisfied with the dentistry they have received	0	0	N/A	93.6%	93.2%	93.2%
% of Patients satisfied with the time they had to wait for an appointment	0	0	N/A	87.7%	89.1%	88.8%

\* This is based on patients treated on this contract for their most recent course of treatment. Figures in italics indicate the base number of FP17s or Patient Questionnaire responses are less than 100. N/A is shown where the base number of responses is less than 10 during the period. % is calculated as Quantity/Base number\*100

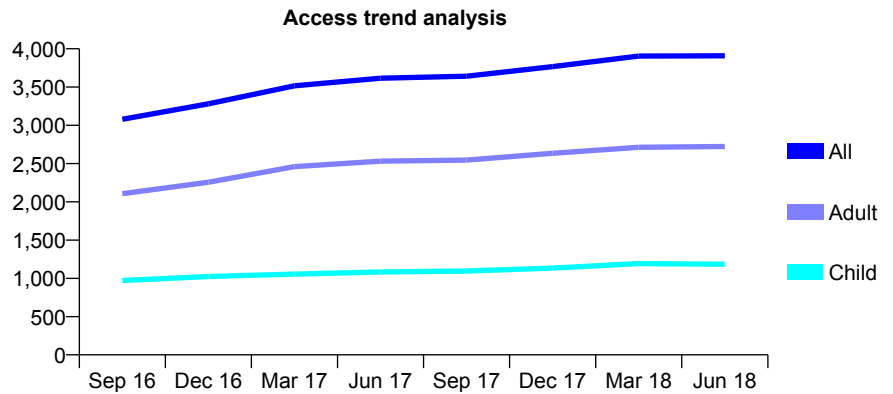
## Q58 - Vital Signs At a Glance Contract Report for 130737/0001 - June 2018

Name or company name	Chartwell Dental Practice Limited
Contract type name	GDS Contract
Purpose of contract	General
Contract start date	01/04/2015
Contract end date	

18/19 Contracted general activity (UDA)	11,100
Carry forward general activity (UDA)	0
18/19 Contracted orthodontic activity (UOA)	0
Carry forward orthodontic activity (UOA)	0
Baseline contract value	£303,085.25

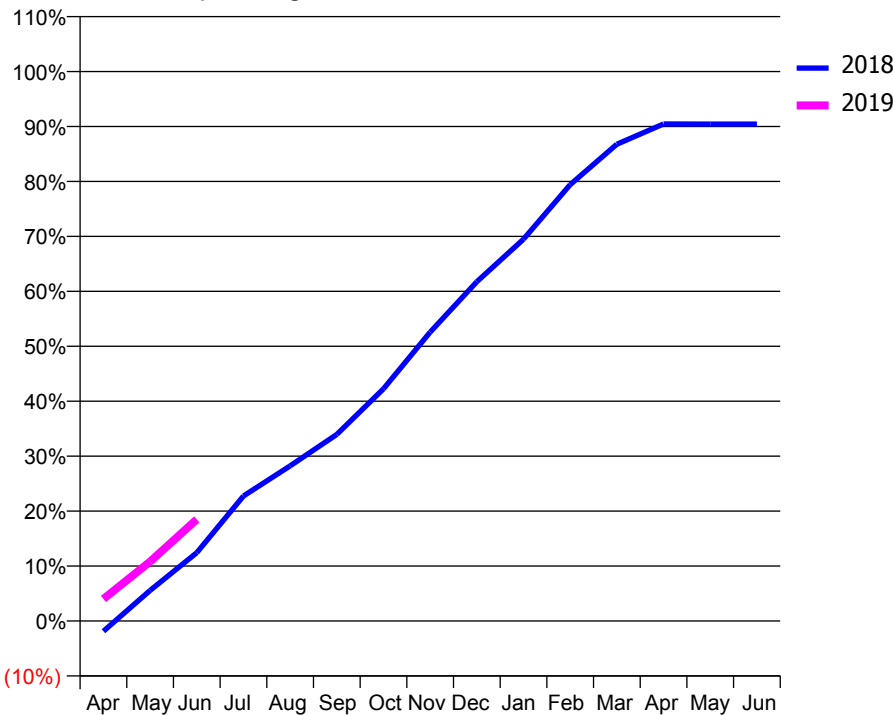
### ACCESS\*

Patients seen in 24 months	Total	Change since previous quarter
Quarter ending June 2017	3,615	
Quarter ending September 2017	3,642	→
Quarter ending December 2017	3,768	↑
Quarter ending March 2018	3,905	↑
Quarter ending June 2018	3,908	→
<b>Variance since June 2017</b>	<b>8.1%</b>	<b>↑</b>



### ACTIVITY

Cumulative percentage of contracted UDA delivered 2018 & 2019



Month	Adjusted Scheduled Activity (UDA)	
	2018	2019
April	-208	447
May	619	1,199
June	1,381	2,054
July	2,525	
August	3,133	
September	3,769	
October	4,690	
November	5,835	
December	6,854	
January	7,714	
February	8,816	
March	9,632	
April	10,041	
May	10,038	
June	10,038	

### QUALITY

	Quantity	Base Number	Contract	AT	Region	England
% of FP17s for the same patient ID Re-attending within 3 months - Children	24	403	6.0%	10.6%	11.3%	11.5%
% of FP17s for the same patient ID Re-attending within 3 months - Adults	145	924	15.7%	14.5%	14.9%	15.4%
% of FP17s for the same patient ID Re-attending between 3 & 9 months - Children	244	403	60.5%	58.1%	60.0%	58.9%
% of FP17s for the same patient ID Re-attending between 3 & 9 months - Adults	513	924	55.5%	49.3%	52.6%	51.6%
% of FP17s for Band 1 Urgent Courses	81	1,136	7.1%	8.9%	7.9%	8.9%
% of FP17s Relating to Free Repair or Replacements	7	1,136	0.6%	0.7%	0.8%	0.8%
% of FP17s Relating to Continuations	10	1,136	0.9%	0.8%	0.9%	0.9%
% of Patients satisfied with the dentistry they have received	1	1	N/A	93.6%	93.2%	93.2%
% of Patients satisfied with the time they had to wait for an appointment	1	1	N/A	87.7%	89.1%	88.8%

\* This is based on patients treated on this contract for their most recent course of treatment. Figures in italics indicate the base number of FP17s or Patient Questionnaire responses are less than 100. N/A is shown where the base number of responses is less than 10 during the period. % is calculated as Quantity/Base number\*100

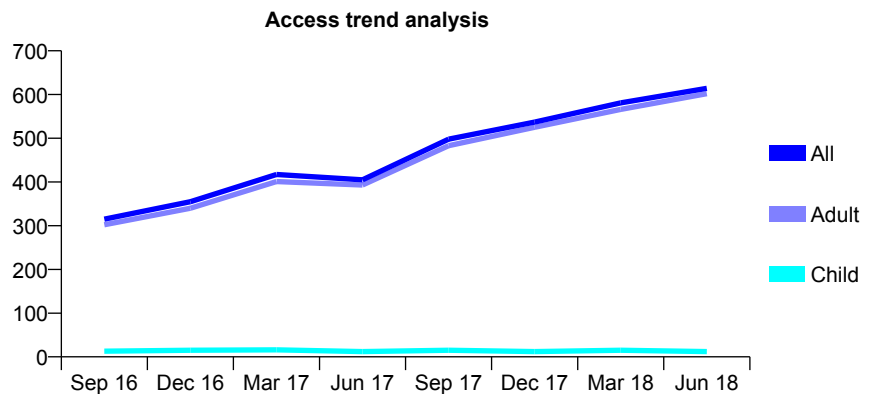
## Q58 - Vital Signs At a Glance Contract Report for 130737/0003 - June 2018

Name or company name	Chartwell Dental Practice Limited
Contract type name	PDS Contract
Purpose of contract	General
Contract start date	01/04/2015
Contract end date	31/03/2020

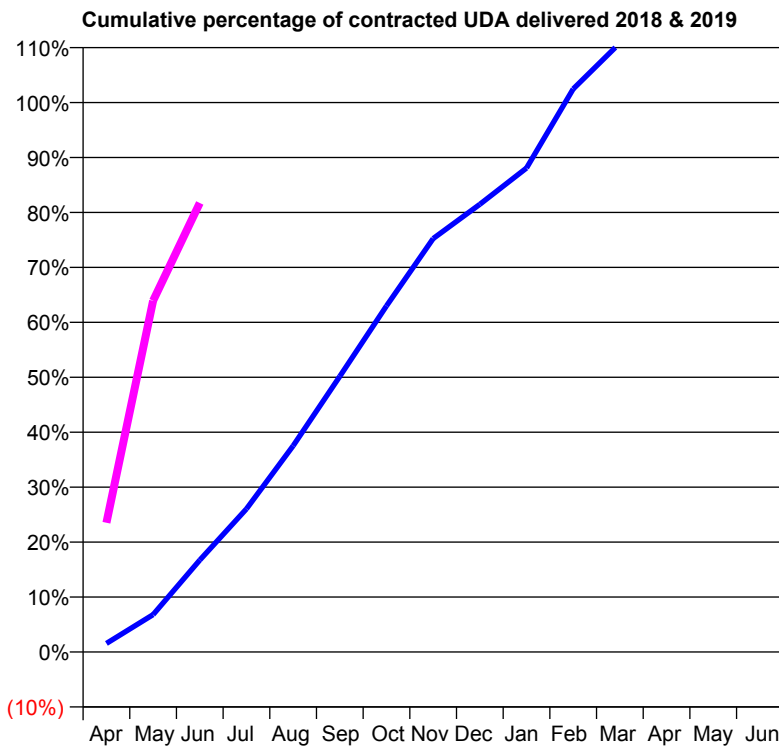
18/19 Contracted general activity (UDA)	574
Carry forward general activity (UDA)	0
18/19 Contracted orthodontic activity (UOA)	0
Carry forward orthodontic activity (UOA)	0
Baseline contract value	£38,267.68

### ACCESS\*

Patients seen in 24 months	Total	Change since previous quarter
Quarter ending June 2017	405	
Quarter ending September 2017	498	↑
Quarter ending December 2017	537	↑
Quarter ending March 2018	581	↑
Quarter ending June 2018	614	↑
<b>Variance since June 2017</b>	<b>51.6%</b>	<b>↑</b>



### ACTIVITY



Month	Adjusted Scheduled Activity (UDA)	
	2018	2019
April	24	135
May	105	367
June	258	469
July	402	
August	579	
September	774	
October	972	
November	1,161	
December	1,257	
January	1,359	
February	1,581	
March	1,710	
April	1,788	
May	1,788	
June	1,788	

### QUALITY

	Quantity	Base Number	Contract	AT	Region	England
% of FP17s for the same patient ID Re-attending within 3 months - Children	0	4	0.0%	10.6%	11.3%	11.5%
% of FP17s for the same patient ID Re-attending within 3 months - Adults	0	179	0.0%	14.5%	14.9%	15.4%
% of FP17s for the same patient ID Re-attending between 3 & 9 months - Children	0	4	0.0%	58.1%	60.0%	58.9%
% of FP17s for the same patient ID Re-attending between 3 & 9 months - Adults	1	179	0.6%	49.3%	52.6%	51.6%
% of FP17s for Band 1 Urgent Courses	0	157	0.0%	8.9%	7.9%	8.9%
% of FP17s Relating to Free Repair or Replacements	0	157	0.0%	0.7%	0.8%	0.8%
% of FP17s Relating to Continuations	0	157	0.0%	0.8%	0.9%	0.9%
% of Patients satisfied with the dentistry they have received	0	0	N/A	93.6%	93.2%	93.2%
% of Patients satisfied with the time they had to wait for an appointment	0	0	N/A	87.7%	89.1%	88.8%

\* This is based on patients treated on this contract for their most recent course of treatment. Figures in italics indicate the base number of FP17s or Patient Questionnaire responses are less than 100. N/A is shown where the base number of responses is less than 10 during the period. % is calculated as Quantity/Base number\*100

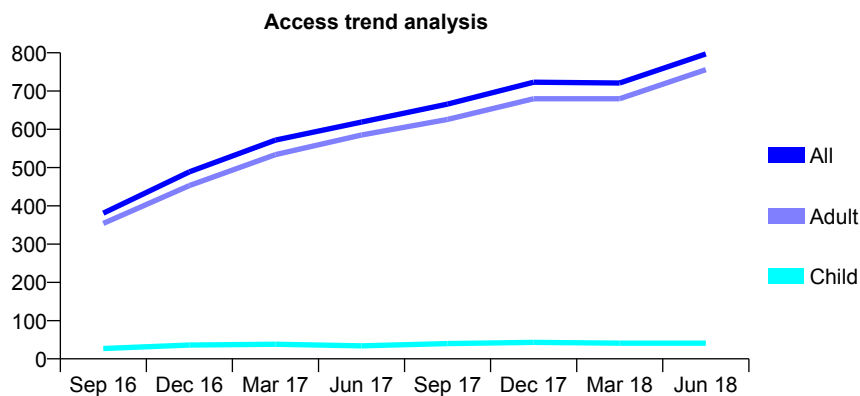
## Q58 - Vital Signs At a Glance Contract Report for 130737/0004 - June 2018

Name or company name	Chartwell Dental Practice Limited
Contract type name	PDS Contract
Purpose of contract	General
Contract start date	01/04/2015
Contract end date	31/03/2020

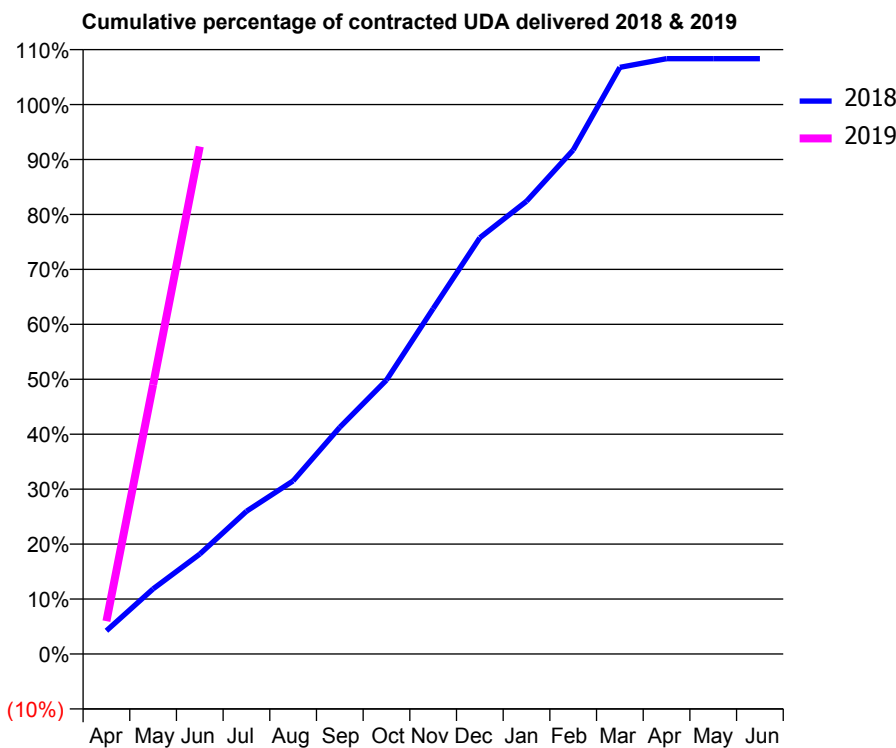
18/19 Contracted general activity (UDA)	602
Carry forward general activity (UDA)	0
18/19 Contracted orthodontic activity (UOA)	0
Carry forward orthodontic activity (UOA)	0
Baseline contract value	£75,251.01

### ACCESS\*

Patients seen in 24 months	Total	Change since previous quarter
Quarter ending June 2017	619	
Quarter ending September 2017	666	↑
Quarter ending December 2017	723	↑
Quarter ending March 2018	721	→
Quarter ending June 2018	797	↑
<b>Variance since June 2017</b>	<b>28.8%</b>	<b>↑</b>



### ACTIVITY



Month	Adjusted Scheduled Activity (UDA)	
	2018	2019
April	78	36
May	219	295
June	336	556
July	480	
August	582	
September	762	
October	921	
November	1,161	
December	1,399	
January	1,522	
February	1,694	
March	1,972	
April	2,001	
May	2,001	
June	2,001	

### QUALITY

	Quantity	Base Number	Contract	AT	Region	England
% of FP17s for the same patient ID Re-attending within 3 months - Children	0	14	0.0%	10.6%	11.3%	11.5%
% of FP17s for the same patient ID Re-attending within 3 months - Adults	0	181	0.0%	14.5%	14.9%	15.4%
% of FP17s for the same patient ID Re-attending between 3 & 9 months - Children	0	14	0.0%	58.1%	60.0%	58.9%
% of FP17s for the same patient ID Re-attending between 3 & 9 months - Adults	0	181	0.0%	49.3%	52.6%	51.6%
% of FP17s for Band 1 Urgent Courses	0	186	0.0%	8.9%	7.9%	8.9%
% of FP17s Relating to Free Repair or Replacements	0	186	0.0%	0.7%	0.8%	0.8%
% of FP17s Relating to Continuations	0	186	0.0%	0.8%	0.9%	0.9%
% of Patients satisfied with the dentistry they have received	0	0	N/A	93.6%	93.2%	93.2%
% of Patients satisfied with the time they had to wait for an appointment	0	0	N/A	87.7%	89.1%	88.8%

\* This is based on patients treated on this contract for their most recent course of treatment. Figures in italics indicate the base number of FP17s or Patient Questionnaire responses are less than 100. N/A is shown where the base number of responses is less than 10 during the period. % is calculated as Quantity/Base number\*100



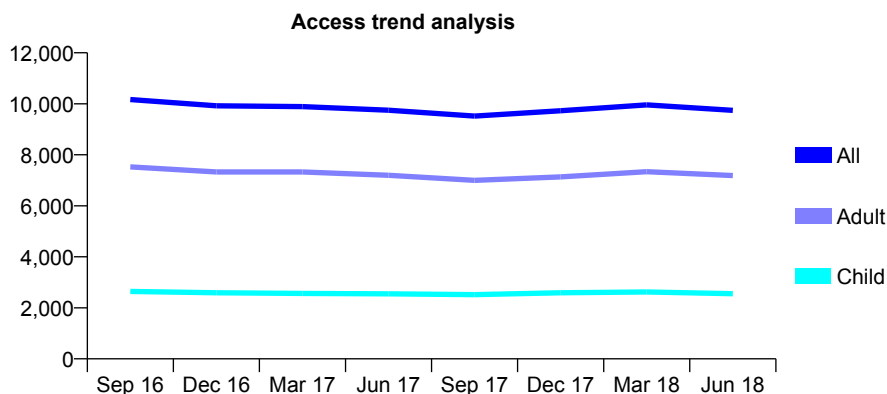
## Q58 - Vital Signs At a Glance Contract Report for 131881/0001 - June 2018

Name or company name	Basudev Enterprise Ltd
Contract type name	GDS Contract
Purpose of contract	General
Contract start date	01/02/2012
Contract end date	

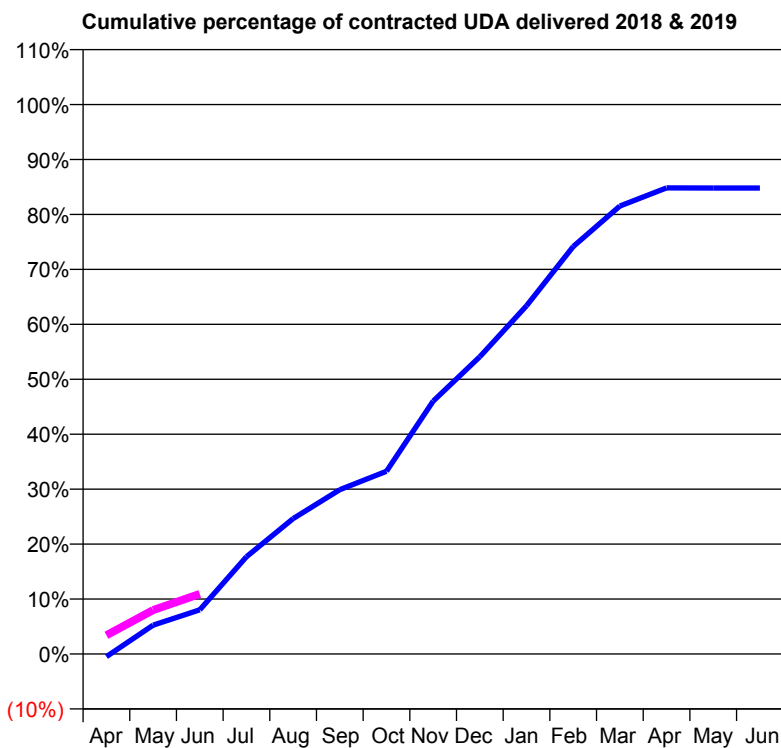
18/19 Contracted general activity (UDA)	28,259
Carry forward general activity (UDA)	0
18/19 Contracted orthodontic activity (UOA)	0
Carry forward orthodontic activity (UOA)	0
Baseline contract value	£652,363.20

### ACCESS\*

Patients seen in 24 months	Total	Change since previous quarter
Quarter ending June 2017	9,750	
Quarter ending September 2017	9,518	↓
Quarter ending December 2017	9,728	↑
Quarter ending March 2018	9,960	↑
Quarter ending June 2018	9,742	↓
<b>Variance since June 2017</b>	<b>(0.1%)</b>	→



### ACTIVITY



Month	Adjusted Scheduled Activity (UDA)	
	2018	2019
April	-142	963
May	1,487	2,261
June	2,273	3,089
July	5,006	
August	6,963	
September	8,451	
October	9,401	
November	13,002	
December	15,288	
January	17,906	
February	20,955	
March	23,040	
April	23,971	
May	23,967	
June	23,966	

### QUALITY

	Quantity	Base Number	Contract	AT	Region	England
% of FP17s for the same patient ID Re-attending within 3 months - Children	52	659	7.9%	10.6%	11.3%	11.5%
% of FP17s for the same patient ID Re-attending within 3 months - Adults	224	1,657	13.5%	14.5%	14.9%	15.4%
% of FP17s for the same patient ID Re-attending between 3 & 9 months - Children	415	659	63.0%	58.1%	60.0%	58.9%
% of FP17s for the same patient ID Re-attending between 3 & 9 months - Adults	938	1,657	56.6%	49.3%	52.6%	51.6%
% of FP17s for Band 1 Urgent Courses	188	1,858	10.1%	8.9%	7.9%	8.9%
% of FP17s Relating to Free Repair or Replacements	15	1,858	0.8%	0.7%	0.8%	0.8%
% of FP17s Relating to Continuations	6	1,858	0.3%	0.8%	0.9%	0.9%
% of Patients satisfied with the dentistry they have received	3	3	N/A	93.6%	93.2%	93.2%
% of Patients satisfied with the time they had to wait for an appointment	3	3	N/A	87.7%	89.1%	88.8%

\* This is based on patients treated on this contract for their most recent course of treatment. Figures in italics indicate the base number of FP17s or Patient Questionnaire responses are less than 100. N/A is shown where the base number of responses is less than 10 during the period. % is calculated as Quantity/Base number\*100

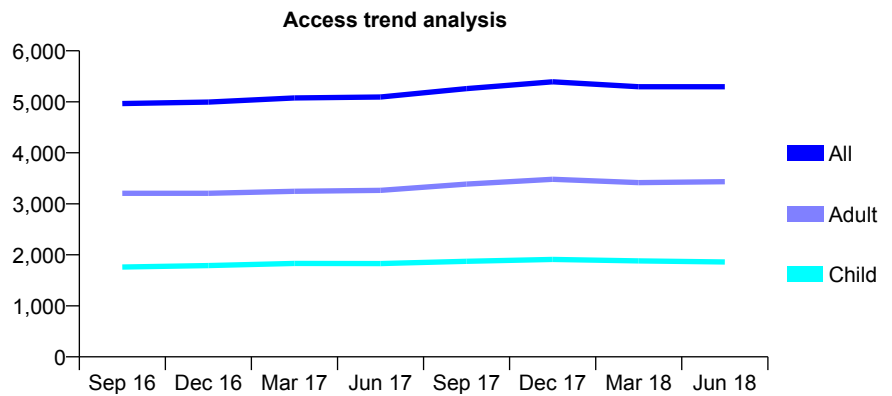
## Q58 - Vital Signs At a Glance Contract Report for 134139/0001 - June 2018

Name or company name	The Green Bushey Partnership
Contract type name	GDS Contract
Purpose of contract	General
Contract start date	01/11/2007
Contract end date	

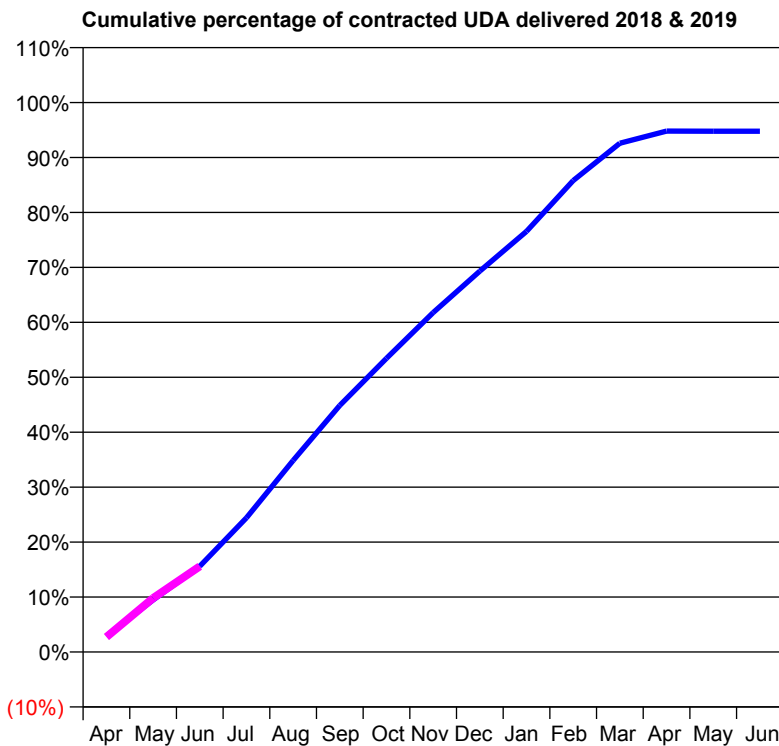
18/19 Contracted general activity (UDA)	12,423
Carry forward general activity (UDA)	0
18/19 Contracted orthodontic activity (UOA)	0
Carry forward orthodontic activity (UOA)	0
Baseline contract value	£389,433.40

### ACCESS\*

Patients seen in 24 months	Total	Change since previous quarter
Quarter ending June 2017	5,094	
Quarter ending September 2017	5,259	↑
Quarter ending December 2017	5,392	↑
Quarter ending March 2018	5,296	↓
Quarter ending June 2018	5,295	→
<b>Variance since June 2017</b>	<b>3.9%</b>	<b>↑</b>



### ACTIVITY



Month	Adjusted Scheduled Activity (UDA)	
	2018	2019
April	363	339
May	1,178	1,219
June	1,941	1,936
July	3,033	
August	4,332	
September	5,577	
October	6,639	
November	7,675	
December	8,611	
January	9,509	
February	10,660	
March	11,503	
April	11,776	
May	11,775	
June	11,775	

### QUALITY

	Quantity	Base Number	Contract	AT	Region	England
% of FP17s for the same patient ID Re-attending within 3 months - Children	26	492	5.3%	10.6%	11.3%	11.5%
% of FP17s for the same patient ID Re-attending within 3 months - Adults	108	830	13.0%	14.5%	14.9%	15.4%
% of FP17s for the same patient ID Re-attending between 3 & 9 months - Children	292	492	59.3%	58.1%	60.0%	58.9%
% of FP17s for the same patient ID Re-attending between 3 & 9 months - Adults	390	830	47.0%	49.3%	52.6%	51.6%
% of FP17s for Band 1 Urgent Courses	160	1,184	13.5%	8.9%	7.9%	8.9%
% of FP17s Relating to Free Repair or Replacements	4	1,184	0.3%	0.7%	0.8%	0.8%
% of FP17s Relating to Continuations	11	1,184	0.9%	0.8%	0.9%	0.9%
% of Patients satisfied with the dentistry they have received	5	5	N/A	93.6%	93.2%	93.2%
% of Patients satisfied with the time they had to wait for an appointment	5	5	N/A	87.7%	89.1%	88.8%

\* This is based on patients treated on this contract for their most recent course of treatment. Figures in italics indicate the base number of FP17s or Patient Questionnaire responses are less than 100. N/A is shown where the base number of responses is less than 10 during the period. % is calculated as Quantity/Base number\*100

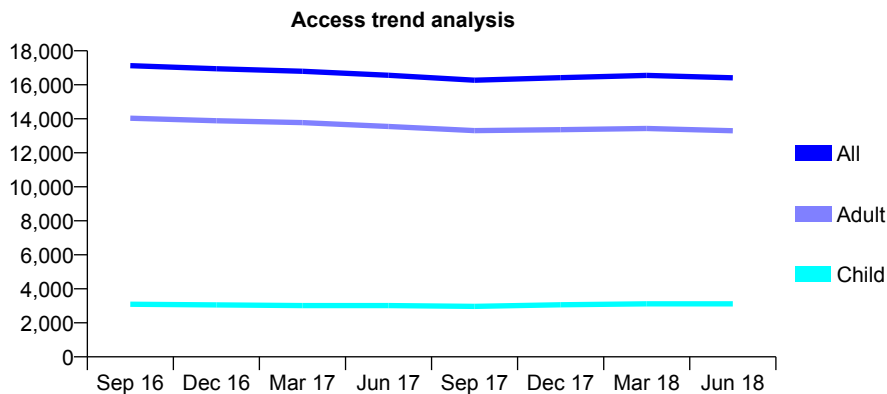
## Q58 - Vital Signs At a Glance Contract Report for 134368/0001 - June 2018

Name or company name	The Elms Dental Practice
Contract type name	GDS Contract
Purpose of contract	General
Contract start date	01/04/2006
Contract end date	

18/19 Contracted general activity (UDA)	53,046
Carry forward general activity (UDA)	0
18/19 Contracted orthodontic activity (UOA)	0
Carry forward orthodontic activity (UOA)	0
Baseline contract value	£1,414,593.59

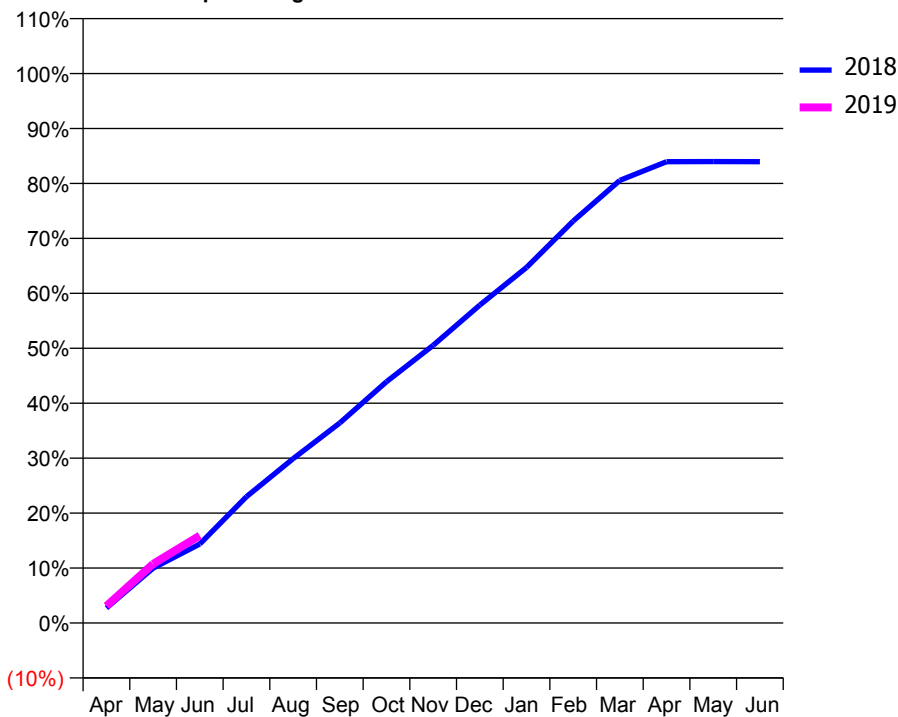
### ACCESS\*

Patients seen in 24 months	Total	Change since previous quarter
Quarter ending June 2017	16,561	
Quarter ending September 2017	16,272	↓
Quarter ending December 2017	16,422	→
Quarter ending March 2018	16,552	→
Quarter ending June 2018	16,409	→
<b>Variance since June 2017</b>	<b>(0.9%)</b>	→



### ACTIVITY

Cumulative percentage of contracted UDA delivered 2018 & 2019



Month	Adjusted Scheduled Activity (UDA)	
	2018	2019
April	1,444	1,644
May	5,291	5,712
June	7,626	8,433
July	12,192	
August	15,861	
September	19,317	
October	23,294	
November	26,813	
December	30,699	
January	34,321	
February	38,800	
March	42,728	
April	44,527	
May	44,540	
June	44,538	

### QUALITY

	Quantity	Base Number	Contract	AT	Region	England
% of FP17s for the same patient ID Re-attending within 3 months - Children	72	1,117	6.4%	10.6%	11.3%	11.5%
% of FP17s for the same patient ID Re-attending within 3 months - Adults	503	4,539	11.1%	14.5%	14.9%	15.4%
% of FP17s for the same patient ID Re-attending between 3 & 9 months - Children	736	1,117	65.9%	58.1%	60.0%	58.9%
% of FP17s for the same patient ID Re-attending between 3 & 9 months - Adults	2,957	4,539	65.1%	49.3%	52.6%	51.6%
% of FP17s for Band 1 Urgent Courses	240	4,657	5.2%	8.9%	7.9%	8.9%
% of FP17s Relating to Free Repair or Replacements	62	4,657	1.3%	0.7%	0.8%	0.8%
% of FP17s Relating to Continuations	6	4,657	0.1%	0.8%	0.9%	0.9%
% of Patients satisfied with the dentistry they have received	17	18	94.4%	93.6%	93.2%	93.2%
% of Patients satisfied with the time they had to wait for an appointment	17	18	94.4%	87.7%	89.1%	88.8%

\* This is based on patients treated on this contract for their most recent course of treatment. Figures in italics indicate the base number of FP17s or Patient Questionnaire responses are less than 100. N/A is shown where the base number of responses is less than 10 during the period. % is calculated as Quantity/Base number\*100

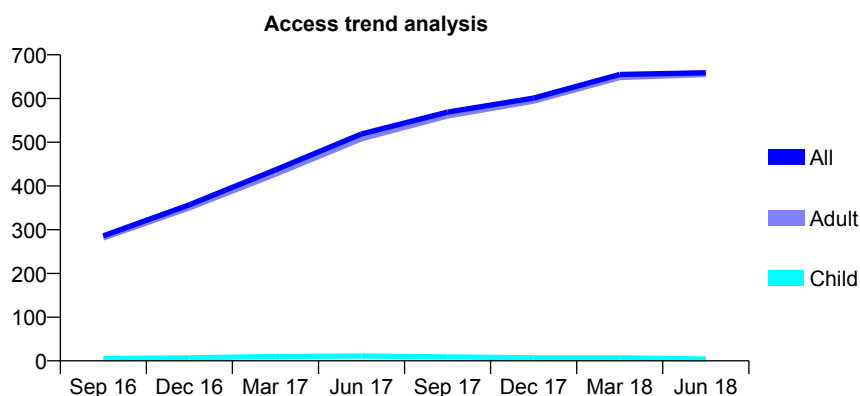
## Q58 - Vital Signs At a Glance Contract Report for 135143/0001 - June 2018

Name or company name	GOFFS OAK DENTAL CARE
Contract type name	PDS Contract
Purpose of contract	General
Contract start date	25/02/2013
Contract end date	31/03/2020

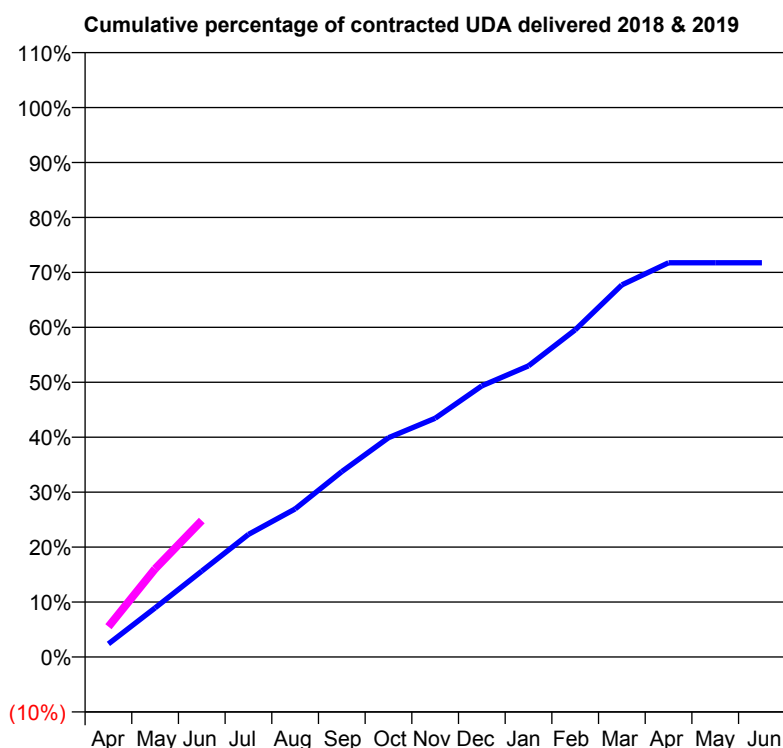
18/19 Contracted general activity (UDA)	1,196
Carry forward general activity (UDA)	0
18/19 Contracted orthodontic activity (UOA)	0
Carry forward orthodontic activity (UOA)	0
Baseline contract value	£32,201.02

### ACCESS\*

Patients seen in 24 months	Total	Change since previous quarter
Quarter ending June 2017	519	
Quarter ending September 2017	569	↑
Quarter ending December 2017	601	↑
Quarter ending March 2018	655	↑
Quarter ending June 2018	659	→
<b>Variance since June 2017</b>	<b>27.0%</b>	<b>↑</b>



### ACTIVITY



Adjusted Scheduled Activity (UDA)		
Month	2018	2019
April	57	66
May	213	192
June	373	297
July	532	
August	643	
September	805	
October	952	
November	1,036	
December	1,177	
January	1,264	
February	1,420	
March	1,615	
April	1,711	
May	1,711	
June	1,711	

### QUALITY

	Quantity	Base Number	Contract	AT	Region	England
% of FP17s for the same patient ID Re-attending within 3 months - Children	0	0	N/A	10.6%	11.3%	11.5%
% of FP17s for the same patient ID Re-attending within 3 months - Adults	0	131	0.0%	14.5%	14.9%	15.4%
% of FP17s for the same patient ID Re-attending between 3 & 9 months - Children	0	0	N/A	58.1%	60.0%	58.9%
% of FP17s for the same patient ID Re-attending between 3 & 9 months - Adults	0	131	0.0%	49.3%	52.6%	51.6%
% of FP17s for Band 1 Urgent Courses	0	99	0.0%	8.9%	7.9%	8.9%
% of FP17s Relating to Free Repair or Replacements	0	99	0.0%	0.7%	0.8%	0.8%
% of FP17s Relating to Continuations	0	99	0.0%	0.8%	0.9%	0.9%
% of Patients satisfied with the dentistry they have received	0	0	N/A	93.6%	93.2%	93.2%
% of Patients satisfied with the time they had to wait for an appointment	0	0	N/A	87.7%	89.1%	88.8%

\* This is based on patients treated on this contract for their most recent course of treatment. Figures in italics indicate the base number of FP17s or Patient Questionnaire responses are less than 100. N/A is shown where the base number of responses is less than 10 during the period. % is calculated as Quantity/Base number\*100

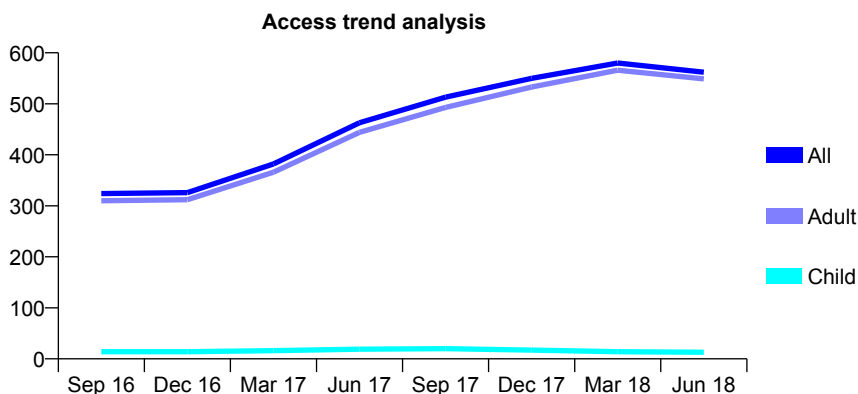
## Q58 - Vital Signs At a Glance Contract Report for 135143/0002 - June 2018

Name or company name	GOFFS OAK DENTAL CARE
Contract type name	PDS Contract
Purpose of contract	General
Contract start date	25/02/2013
Contract end date	31/03/2020

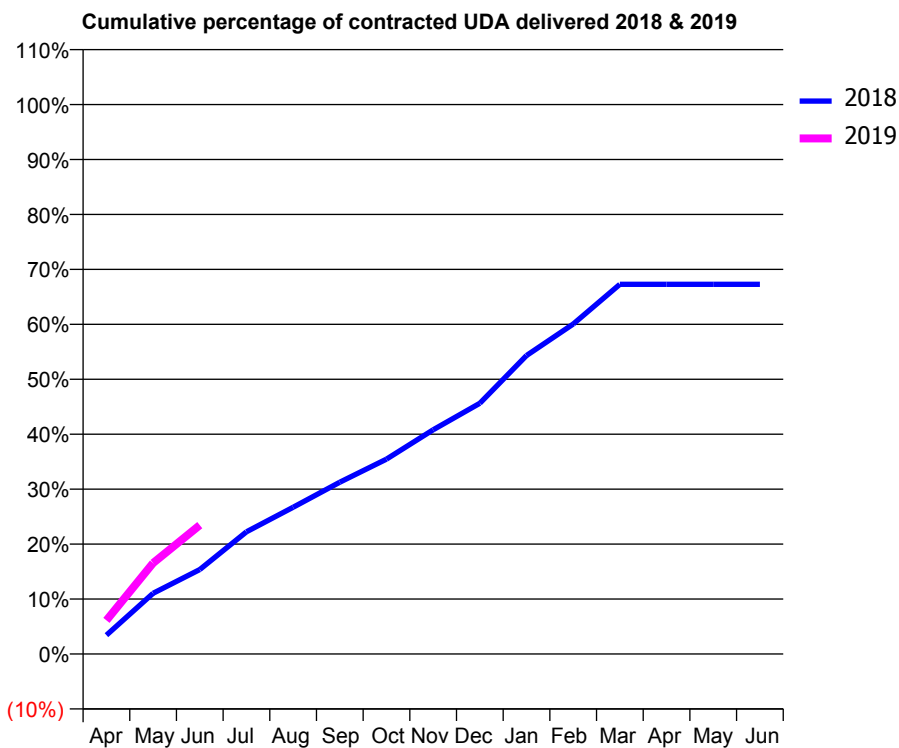
18/19 Contracted general activity (UDA)	1,177
Carry forward general activity (UDA)	0
18/19 Contracted orthodontic activity (UOA)	0
Carry forward orthodontic activity (UOA)	0
Baseline contract value	£45,751.02

### ACCESS\*

Patients seen in 24 months	Total	Change since previous quarter
Quarter ending June 2017	463	
Quarter ending September 2017	513	↑
Quarter ending December 2017	550	↑
Quarter ending March 2018	580	↑
Quarter ending June 2018	562	↓
<b>Variance since June 2017</b>	<b>21.4%</b>	<b>↑</b>



### ACTIVITY



Adjusted Scheduled Activity (UDA)		
Month	2018	2019
April	81	72
May	261	195
June	363	276
July	525	
August	630	
September	738	
October	837	
November	963	
December	1,077	
January	1,282	
February	1,417	
March	1,588	
April	1,588	
May	1,588	
June	1,588	

### QUALITY

	Quantity	Base Number	Contract	AT	Region	England
% of FP17s for the same patient ID Re-attending within 3 months - Children	0	3	0.0%	10.6%	11.3%	11.5%
% of FP17s for the same patient ID Re-attending within 3 months - Adults	0	89	0.0%	14.5%	14.9%	15.4%
% of FP17s for the same patient ID Re-attending between 3 & 9 months - Children	0	3	0.0%	58.1%	60.0%	58.9%
% of FP17s for the same patient ID Re-attending between 3 & 9 months - Adults	1	89	1.1%	49.3%	52.6%	51.6%
% of FP17s for Band 1 Urgent Courses	0	92	0.0%	8.9%	7.9%	8.9%
% of FP17s Relating to Free Repair or Replacements	0	92	0.0%	0.7%	0.8%	0.8%
% of FP17s Relating to Continuations	0	92	0.0%	0.8%	0.9%	0.9%
% of Patients satisfied with the dentistry they have received	0	0	N/A	93.6%	93.2%	93.2%
% of Patients satisfied with the time they had to wait for an appointment	0	0	N/A	87.7%	89.1%	88.8%

\* This is based on patients treated on this contract for their most recent course of treatment. Figures in italics indicate the base number of FP17s or Patient Questionnaire responses are less than 100. N/A is shown where the base number of responses is less than 10 during the period. % is calculated as Quantity/Base number\*100

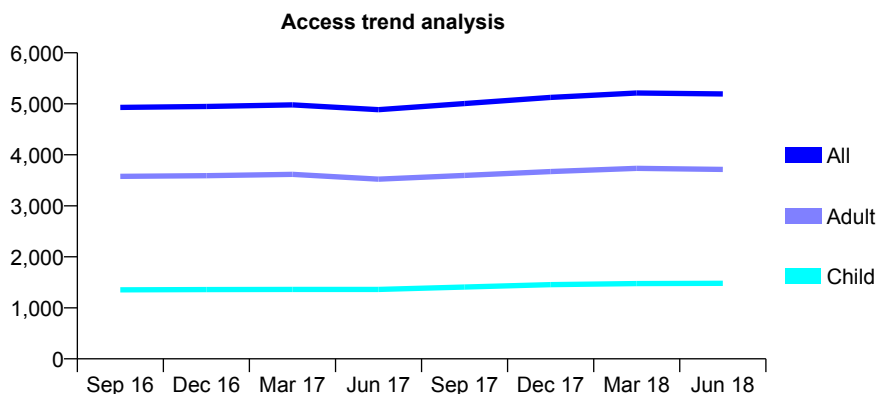
## Q58 - Vital Signs At a Glance Contract Report for 135380/0001 - June 2018

Name or company name	Borehamwood Dental Practice Ltd
Contract type name	GDS Contract
Purpose of contract	General
Contract start date	19/11/2007
Contract end date	

18/19 Contracted general activity (UDA)	13,845
Carry forward general activity (UDA)	0
18/19 Contracted orthodontic activity (UOA)	0
Carry forward orthodontic activity (UOA)	0
Baseline contract value	£414,433.11

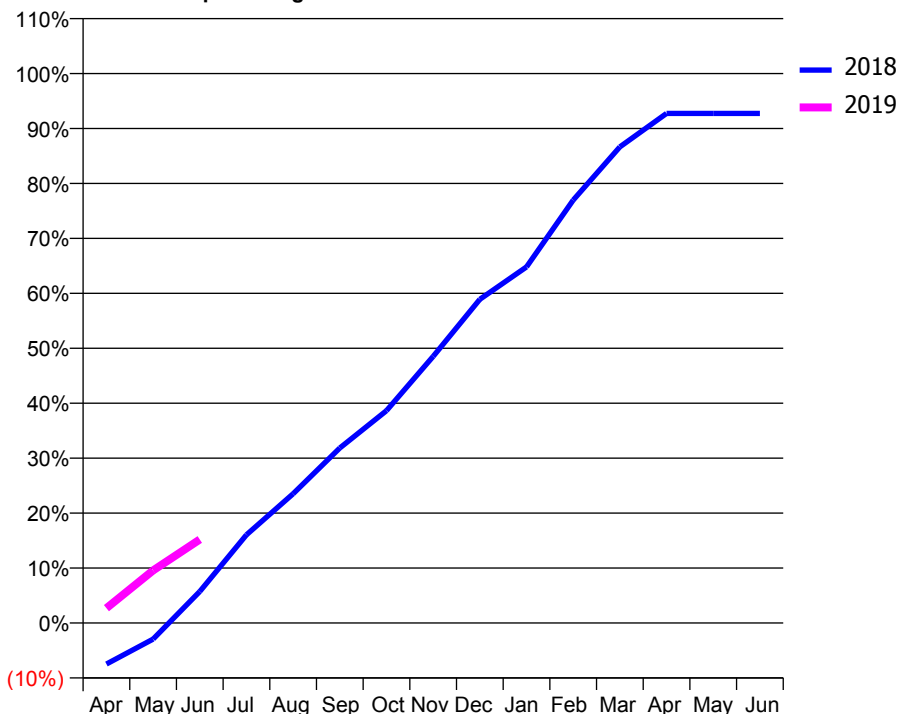
### ACCESS\*

Patients seen in 24 months	Total	Change since previous quarter
Quarter ending June 2017	4,884	
Quarter ending September 2017	5,005	↑
Quarter ending December 2017	5,125	↑
Quarter ending March 2018	5,211	→
Quarter ending June 2018	5,194	→
<b>Variance since June 2017</b>	<b>6.3%</b>	<b>↑</b>



### ACTIVITY

Cumulative percentage of contracted UDA delivered 2018 & 2019



Adjusted Scheduled Activity (UDA)

Month	2018	2019
April	-1,037	373
May	-408	1,327
June	796	2,106
July	2,224	
August	3,257	
September	4,409	
October	5,351	
November	6,719	
December	8,155	
January	8,972	
February	10,656	
March	11,997	
April	12,838	
May	12,838	
June	12,838	

### QUALITY

	Quantity	Base Number	Contract	AT	Region	England
% of FP17s for the same patient ID Re-attending within 3 months - Children	39	473	8.2%	10.6%	11.3%	11.5%
% of FP17s for the same patient ID Re-attending within 3 months - Adults	156	990	15.8%	14.5%	14.9%	15.4%
% of FP17s for the same patient ID Re-attending between 3 & 9 months - Children	263	473	55.6%	58.1%	60.0%	58.9%
% of FP17s for the same patient ID Re-attending between 3 & 9 months - Adults	485	990	49.0%	49.3%	52.6%	51.6%
% of FP17s for Band 1 Urgent Courses	105	1,124	9.3%	8.9%	7.9%	8.9%
% of FP17s Relating to Free Repair or Replacements	0	1,124	0.0%	0.7%	0.8%	0.8%
% of FP17s Relating to Continuations	25	1,124	2.2%	0.8%	0.9%	0.9%
% of Patients satisfied with the dentistry they have received	2	2	N/A	93.6%	93.2%	93.2%
% of Patients satisfied with the time they had to wait for an appointment	2	2	N/A	87.7%	89.1%	88.8%

\* This is based on patients treated on this contract for their most recent course of treatment. Figures in italics indicate the base number of FP17s or Patient Questionnaire responses are less than 100. N/A is shown where the base number of responses is less than 10 during the period. % is calculated as Quantity/Base number\*100

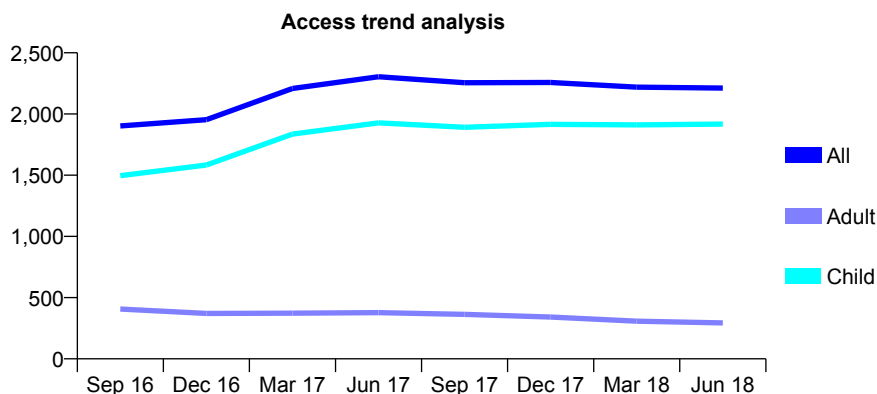
## Q58 - Vital Signs At a Glance Contract Report for 137677/0003 - June 2018

Name or company name	Legrave Clinic Ltd
Contract type name	GDS Contract
Purpose of contract	General
Contract start date	01/04/2014
Contract end date	31/03/2020

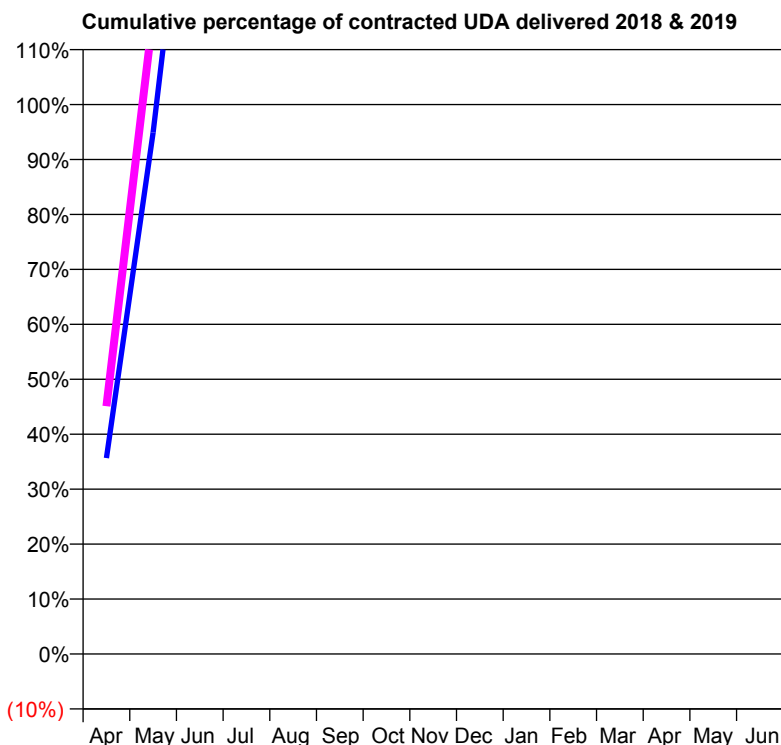
18/19 Contracted general activity (UDA)	900
Carry forward general activity (UDA)	0
18/19 Contracted orthodontic activity (UOA)	0
Carry forward orthodontic activity (UOA)	0
Baseline contract value	£570,945.74

### ACCESS\*

Patients seen in 24 months	Total	Change since previous quarter
Quarter ending June 2017	2,305	
Quarter ending September 2017	2,255	↓
Quarter ending December 2017	2,258	→
Quarter ending March 2018	2,219	↓
Quarter ending June 2018	2,212	→
<b>Variance since June 2017</b>	<b>(4.0%)</b>	<b>↓</b>



### ACTIVITY



Month	Adjusted Scheduled Activity (UDA)	
	2018	2019
April	321	406
May	854	1,045
June	1,497	1,553
July	2,264	
August	2,823	
September	3,528	
October	4,362	
November	5,116	
December	5,777	
January	6,358	
February	7,150	
March	7,830	
April	8,130	
May	8,130	
June	8,130	

### QUALITY

	Quantity	Base Number	Contract	AT	Region	England
% of FP17s for the same patient ID Re-attending within 3 months - Children	49	634	7.7%	10.6%	11.3%	11.5%
% of FP17s for the same patient ID Re-attending within 3 months - Adults	2	55	3.6%	14.5%	14.9%	15.4%
% of FP17s for the same patient ID Re-attending between 3 & 9 months - Children	11	634	1.7%	58.1%	60.0%	58.9%
% of FP17s for the same patient ID Re-attending between 3 & 9 months - Adults	1	55	1.8%	49.3%	52.6%	51.6%
% of FP17s for Band 1 Urgent Courses	0	577	0.0%	8.9%	7.9%	8.9%
% of FP17s Relating to Free Repair or Replacements	0	577	0.0%	0.7%	0.8%	0.8%
% of FP17s Relating to Continuations	5	577	0.9%	0.8%	0.9%	0.9%
% of Patients satisfied with the dentistry they have received	2	2	N/A	93.6%	93.2%	93.2%
% of Patients satisfied with the time they had to wait for an appointment	1	2	N/A	87.7%	89.1%	88.8%

\* This is based on patients treated on this contract for their most recent course of treatment. Figures in italics indicate the base number of FP17s or Patient Questionnaire responses are less than 100. N/A is shown where the base number of responses is less than 10 during the period. % is calculated as Quantity/Base number\*100

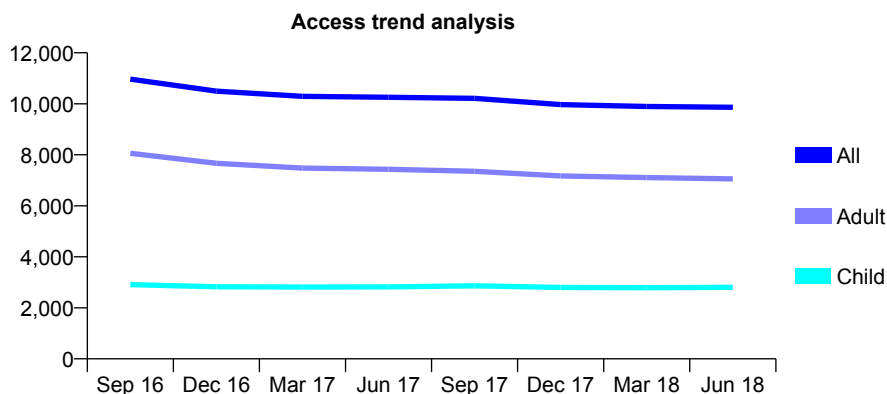
## Q58 - Vital Signs At a Glance Contract Report for 138703/0002 - June 2018

Name or company name	Palladium Services Limited
Contract type name	GDS Contract
Purpose of contract	General
Contract start date	05/08/2011
Contract end date	

18/19 Contracted general activity (UDA)	24,913
Carry forward general activity (UDA)	0
18/19 Contracted orthodontic activity (UOA)	0
Carry forward orthodontic activity (UOA)	0
Baseline contract value	£662,417.35

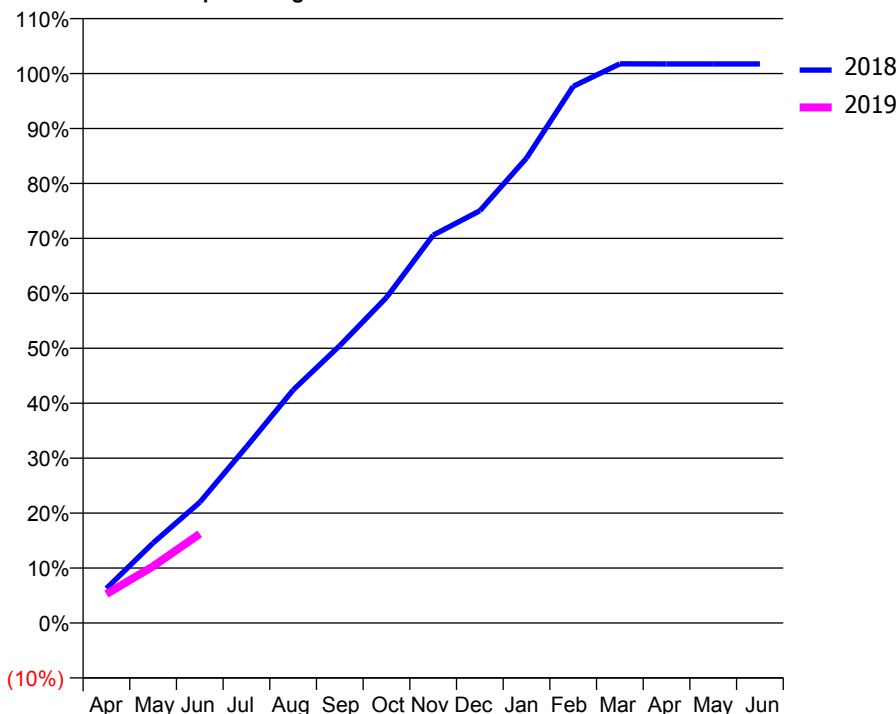
### ACCESS\*

Patients seen in 24 months	Total	Change since previous quarter
Quarter ending June 2017	10,254	
Quarter ending September 2017	10,216	→
Quarter ending December 2017	9,969	↓
Quarter ending March 2018	9,898	→
Quarter ending June 2018	9,863	→
<b>Variance since June 2017</b>	<b>(3.8%)</b>	<b>↓</b>



### ACTIVITY

Cumulative percentage of contracted UDA delivered 2018 & 2019



Adjusted Scheduled Activity (UDA)

Month	2018	2019
April	1,569	1,317
May	3,631	2,574
June	5,472	4,043
July	7,987	
August	10,567	
September	12,578	
October	14,758	
November	17,581	
December	18,692	
January	21,080	
February	24,330	
March	25,354	
April	25,346	
May	25,348	
June	25,347	

### QUALITY

	Quantity	Base Number	Contract	AT	Region	England
% of FP17s for the same patient ID Re-attending within 3 months - Children	58	920	6.3%	10.6%	11.3%	11.5%
% of FP17s for the same patient ID Re-attending within 3 months - Adults	124	1,503	8.3%	14.5%	14.9%	15.4%
% of FP17s for the same patient ID Re-attending between 3 & 9 months - Children	631	920	68.6%	58.1%	60.0%	58.9%
% of FP17s for the same patient ID Re-attending between 3 & 9 months - Adults	944	1,503	62.8%	49.3%	52.6%	51.6%
% of FP17s for Band 1 Urgent Courses	164	2,424	6.8%	8.9%	7.9%	8.9%
% of FP17s Relating to Free Repair or Replacements	12	2,424	0.5%	0.7%	0.8%	0.8%
% of FP17s Relating to Continuations	9	2,424	0.4%	0.8%	0.9%	0.9%
% of Patients satisfied with the dentistry they have received	4	5	N/A	93.6%	93.2%	93.2%
% of Patients satisfied with the time they had to wait for an appointment	5	5	N/A	87.7%	89.1%	88.8%

\* This is based on patients treated on this contract for their most recent course of treatment. Figures in italics indicate the base number of FP17s or Patient Questionnaire responses are less than 100. N/A is shown where the base number of responses is less than 10 during the period. % is calculated as Quantity/Base number\*100



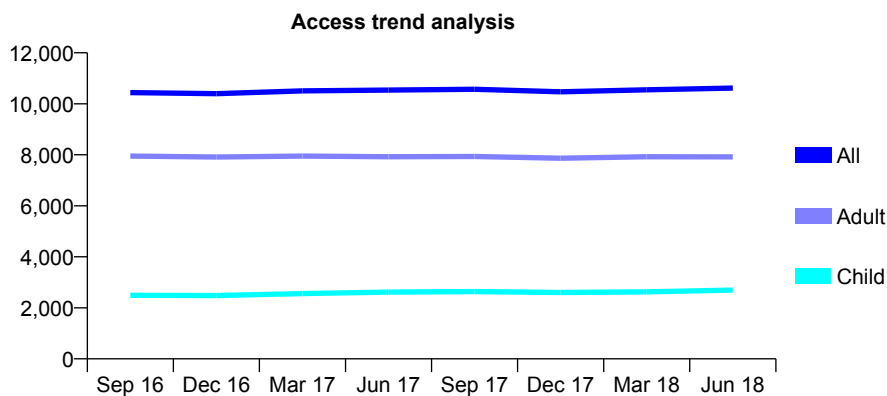
## Q58 - Vital Signs At a Glance Contract Report for 140732/0001 - June 2018

Name or company name	The Watford Dental Partnership Ltd
Contract type name	GDS Contract
Purpose of contract	General
Contract start date	01/10/2011
Contract end date	

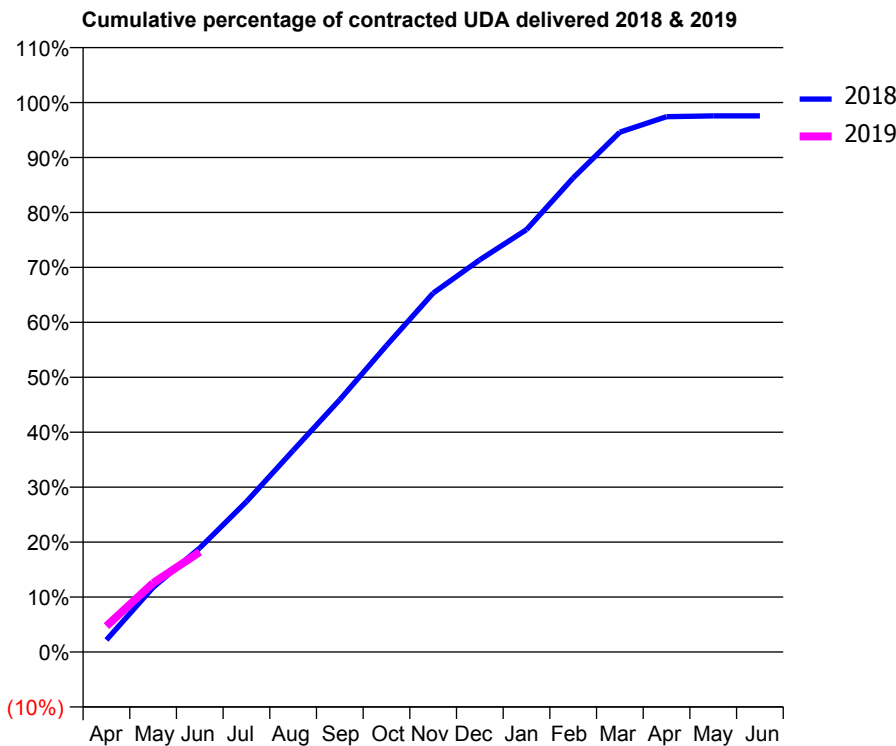
18/19 Contracted general activity (UDA)	22,916
Carry forward general activity (UDA)	0
18/19 Contracted orthodontic activity (UOA)	0
Carry forward orthodontic activity (UOA)	0
Baseline contract value	£536,780.96

### ACCESS\*

Patients seen in 24 months	Total	Change since previous quarter
Quarter ending June 2017	10,541	
Quarter ending September 2017	10,571	→
Quarter ending December 2017	10,470	→
Quarter ending March 2018	10,550	→
Quarter ending June 2018	10,618	→
<b>Variance since June 2017</b>	<b>0.7%</b>	<b>→</b>



### ACTIVITY



Month	Adjusted Scheduled Activity (UDA)	
	2018	2019
April	505	1,082
May	2,694	2,876
June	4,338	4,172
July	6,272	
August	8,404	
September	10,524	
October	12,784	
November	14,966	
December	16,360	
January	17,615	
February	19,770	
March	21,679	
April	22,323	
May	22,358	
June	22,360	

### QUALITY

	Quantity	Base Number	Contract	AT	Region	England
% of FP17s for the same patient ID Re-attending within 3 months - Children	53	898	5.9%	10.6%	11.3%	11.5%
% of FP17s for the same patient ID Re-attending within 3 months - Adults	298	2,228	13.4%	14.5%	14.9%	15.4%
% of FP17s for the same patient ID Re-attending between 3 & 9 months - Children	484	898	53.9%	58.1%	60.0%	58.9%
% of FP17s for the same patient ID Re-attending between 3 & 9 months - Adults	1,002	2,228	45.0%	49.3%	52.6%	51.6%
% of FP17s for Band 1 Urgent Courses	251	2,474	10.1%	8.9%	7.9%	8.9%
% of FP17s Relating to Free Repair or Replacements	14	2,474	0.6%	0.7%	0.8%	0.8%
% of FP17s Relating to Continuations	7	2,474	0.3%	0.8%	0.9%	0.9%
% of Patients satisfied with the dentistry they have received	6	7	N/A	93.6%	93.2%	93.2%
% of Patients satisfied with the time they had to wait for an appointment	7	7	N/A	87.7%	89.1%	88.8%

\* This is based on patients treated on this contract for their most recent course of treatment. Figures in italics indicate the base number of FP17s or Patient Questionnaire responses are less than 100. N/A is shown where the base number of responses is less than 10 during the period. % is calculated as Quantity/Base number\*100

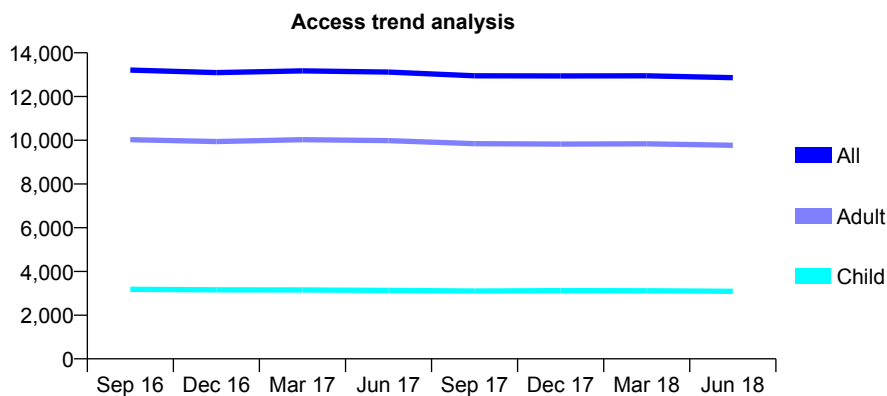
## Q58 - Vital Signs At a Glance Contract Report for 141607/0001 - June 2018

Name or company name	Ware Dental Care
Contract type name	GDS Contract
Purpose of contract	General
Contract start date	01/06/2007
Contract end date	

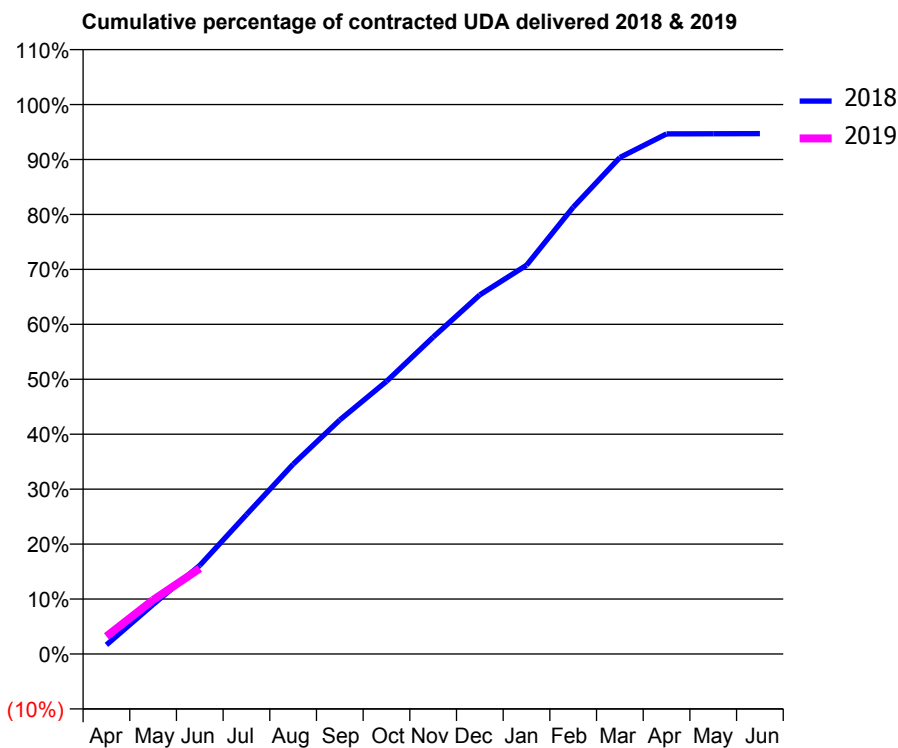
18/19 Contracted general activity (UDA)	35,500
Carry forward general activity (UDA)	0
18/19 Contracted orthodontic activity (UOA)	0
Carry forward orthodontic activity (UOA)	0
Baseline contract value	£921,474.97

### ACCESS\*

Patients seen in 24 months	Total	Change since previous quarter
Quarter ending June 2017	13,118	
Quarter ending September 2017	12,946	↓
Quarter ending December 2017	12,940	→
Quarter ending March 2018	12,948	→
Quarter ending June 2018	12,862	→
<b>Variance since June 2017</b>	<b>(2.0%)</b>	<b>↓</b>



### ACTIVITY



Month	Adjusted Scheduled Activity (UDA)	
	2018	2019
April	591	1,145
May	3,199	3,494
June	5,726	5,523
July	9,005	
August	12,263	
September	15,122	
October	17,616	
November	20,473	
December	23,206	
January	25,121	
February	28,864	
March	32,080	
April	33,598	
May	33,614	
June	33,616	

### QUALITY

	Quantity	Base Number	Contract	AT	Region	England
% of FP17s for the same patient ID Re-attending within 3 months - Children	61	1,039	5.9%	10.6%	11.3%	11.5%
% of FP17s for the same patient ID Re-attending within 3 months - Adults	385	3,320	11.6%	14.5%	14.9%	15.4%
% of FP17s for the same patient ID Re-attending between 3 & 9 months - Children	721	1,039	69.4%	58.1%	60.0%	58.9%
% of FP17s for the same patient ID Re-attending between 3 & 9 months - Adults	2,145	3,320	64.6%	49.3%	52.6%	51.6%
% of FP17s for Band 1 Urgent Courses	304	3,597	8.5%	8.9%	7.9%	8.9%
% of FP17s Relating to Free Repair or Replacements	8	3,597	0.2%	0.7%	0.8%	0.8%
% of FP17s Relating to Continuations	19	3,597	0.5%	0.8%	0.9%	0.9%
% of Patients satisfied with the dentistry they have received	5	5	N/A	93.6%	93.2%	93.2%
% of Patients satisfied with the time they had to wait for an appointment	4	5	N/A	87.7%	89.1%	88.8%

\* This is based on patients treated on this contract for their most recent course of treatment. Figures in italics indicate the base number of FP17s or Patient Questionnaire responses are less than 100. N/A is shown where the base number of responses is less than 10 during the period. % is calculated as Quantity/Base number\*100

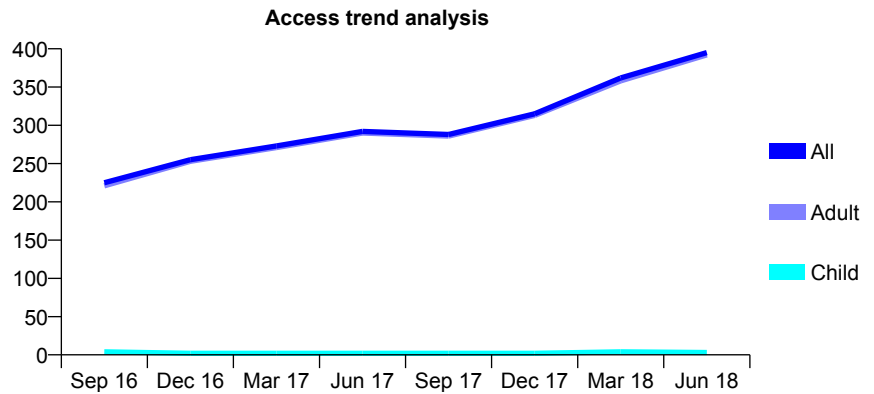
## Q58 - Vital Signs At a Glance Contract Report for 141607/0002 - June 2018

Name or company name	Ware Dental Care
Contract type name	PDS Contract
Purpose of contract	General
Contract start date	21/01/2013
Contract end date	31/03/2020

18/19 Contracted general activity (UDA)	1,331
Carry forward general activity (UDA)	0
18/19 Contracted orthodontic activity (UOA)	0
Carry forward orthodontic activity (UOA)	0
Baseline contract value	£23,601.02

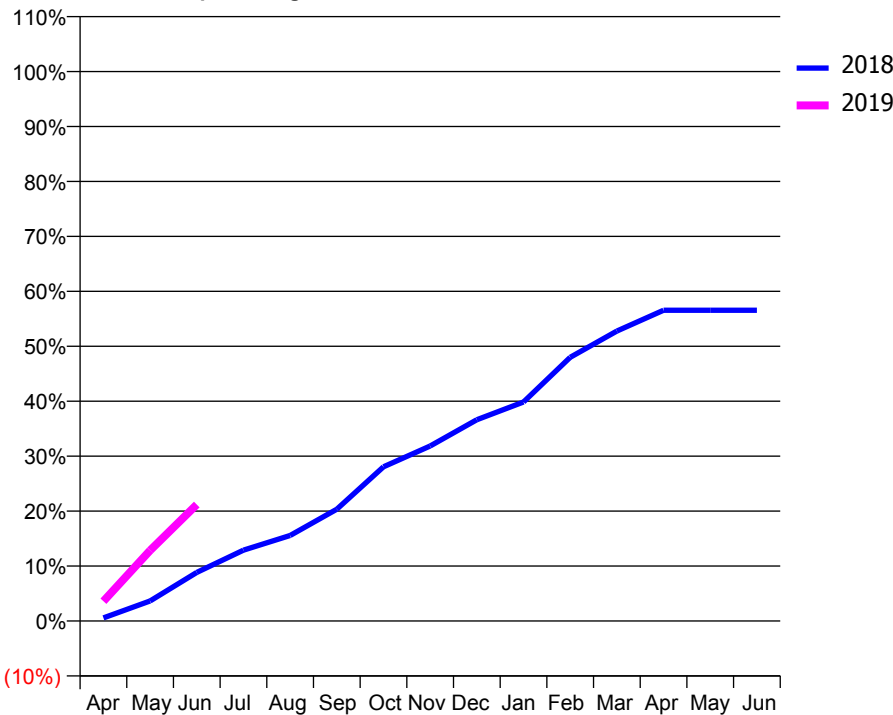
### ACCESS\*

Patients seen in 24 months	Total	Change since previous quarter
Quarter ending June 2017	292	
Quarter ending September 2017	288	↓
Quarter ending December 2017	315	↑
Quarter ending March 2018	362	↑
Quarter ending June 2018	395	↑
<b>Variance since June 2017</b>	<b>35.3%</b>	<b>↑</b>



### ACTIVITY

Cumulative percentage of contracted UDA delivered 2018 & 2019



Month	Adjusted Scheduled Activity (UDA)	
	2018	2019
April	12	48
May	78	171
June	189	282
July	276	
August	333	
September	435	
October	600	
November	681	
December	783	
January	852	
February	1,026	
March	1,128	
April	1,209	
May	1,209	
June	1,209	

### QUALITY

	Quantity	Base Number	Contract	AT	Region	England
% of FP17s for the same patient ID Re-attending within 3 months - Children	0	2	0.0%	10.6%	11.3%	11.5%
% of FP17s for the same patient ID Re-attending within 3 months - Adults	0	119	0.0%	14.5%	14.9%	15.4%
% of FP17s for the same patient ID Re-attending between 3 & 9 months - Children	0	2	0.0%	58.1%	60.0%	58.9%
% of FP17s for the same patient ID Re-attending between 3 & 9 months - Adults	1	119	0.8%	49.3%	52.6%	51.6%
% of FP17s for Band 1 Urgent Courses	0	94	0.0%	8.9%	7.9%	8.9%
% of FP17s Relating to Free Repair or Replacements	0	94	0.0%	0.7%	0.8%	0.8%
% of FP17s Relating to Continuations	0	94	0.0%	0.8%	0.9%	0.9%
% of Patients satisfied with the dentistry they have received	1	1	N/A	93.6%	93.2%	93.2%
% of Patients satisfied with the time they had to wait for an appointment	1	1	N/A	87.7%	89.1%	88.8%

\* This is based on patients treated on this contract for their most recent course of treatment. Figures in italics indicate the base number of FP17s or Patient Questionnaire responses are less than 100. N/A is shown where the base number of responses is less than 10 during the period. % is calculated as Quantity/Base number\*100

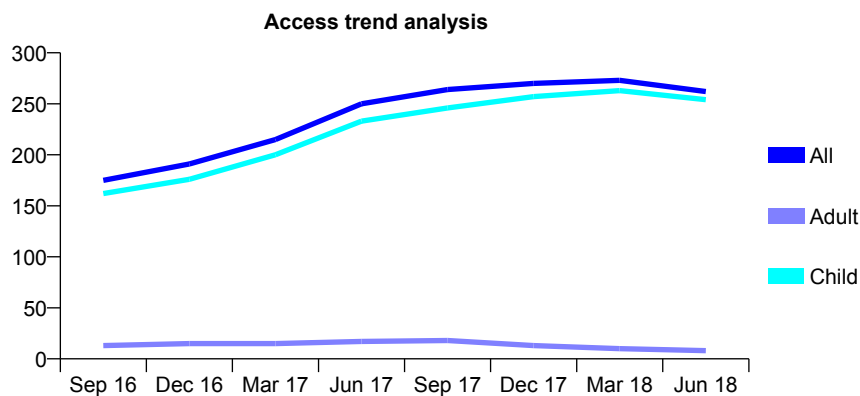
## Q58 - Vital Signs At a Glance Contract Report for 144185/0001 - June 2018

Name or company name	Boxmoor House Dental Practice
Contract type name	GDS Contract
Purpose of contract	General
Contract start date	13/07/2015
Contract end date	

18/19 Contracted general activity (UDA)	399
Carry forward general activity (UDA)	0
18/19 Contracted orthodontic activity (UOA)	0
Carry forward orthodontic activity (UOA)	0
Baseline contract value	£8,848.78

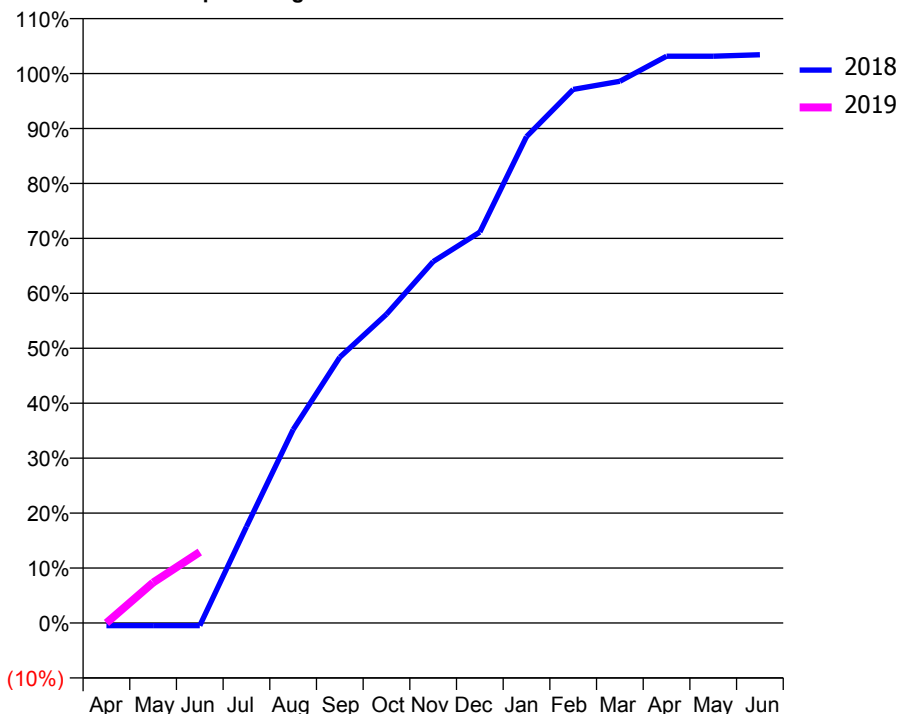
### ACCESS\*

Patients seen in 24 months	Total	Change since previous quarter
Quarter ending June 2017	250	
Quarter ending September 2017	264	↑
Quarter ending December 2017	270	↑
Quarter ending March 2018	273	→
Quarter ending June 2018	262	↓
<b>Variance since June 2017</b>	<b>4.8%</b>	<b>↑</b>



### ACTIVITY

Cumulative percentage of contracted UDA delivered 2018 & 2019



Adjusted Scheduled Activity (UDA)

Month	2018	2019
April	-2	0
May	-2	29
June	-2	52
July	70	
August	140	
September	193	
October	224	
November	262	
December	284	
January	353	
February	387	
March	393	
April	412	
May	412	
June	413	

### QUALITY

	Quantity	Base Number	Contract	AT	Region	England
% of FP17s for the same patient ID Re-attending within 3 months - Children	2	73	2.7%	10.6%	11.3%	11.5%
% of FP17s for the same patient ID Re-attending within 3 months - Adults	0	0	N/A	14.5%	14.9%	15.4%
% of FP17s for the same patient ID Re-attending between 3 & 9 months - Children	49	73	67.1%	58.1%	60.0%	58.9%
% of FP17s for the same patient ID Re-attending between 3 & 9 months - Adults	0	0	N/A	49.3%	52.6%	51.6%
% of FP17s for Band 1 Urgent Courses	3	54	5.6%	8.9%	7.9%	8.9%
% of FP17s Relating to Free Repair or Replacements	0	54	0.0%	0.7%	0.8%	0.8%
% of FP17s Relating to Continuations	0	54	0.0%	0.8%	0.9%	0.9%
% of Patients satisfied with the dentistry they have received	0	0	N/A	93.6%	93.2%	93.2%
% of Patients satisfied with the time they had to wait for an appointment	0	0	N/A	87.7%	89.1%	88.8%

\* This is based on patients treated on this contract for their most recent course of treatment. Figures in italics indicate the base number of FP17s or Patient Questionnaire responses are less than 100. N/A is shown where the base number of responses is less than 10 during the period. % is calculated as Quantity/Base number\*100

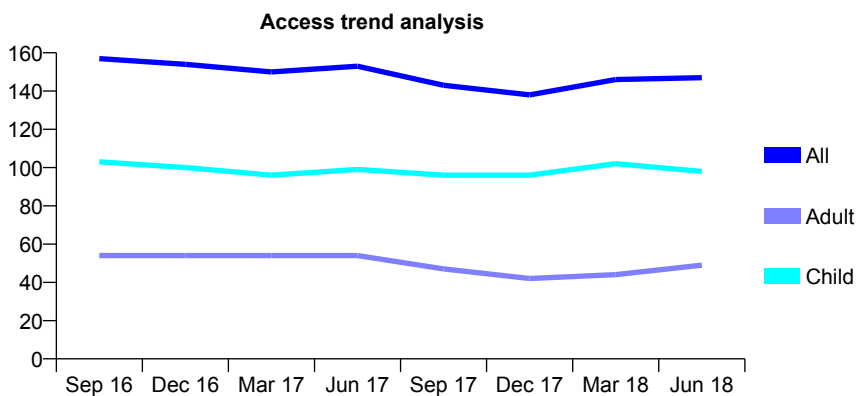
## Q58 - Vital Signs At a Glance Contract Report for 144401/0001 - June 2018

Name or company name	Berkeley Clinic
Contract type name	GDS Contract
Purpose of contract	General
Contract start date	01/04/2014
Contract end date	

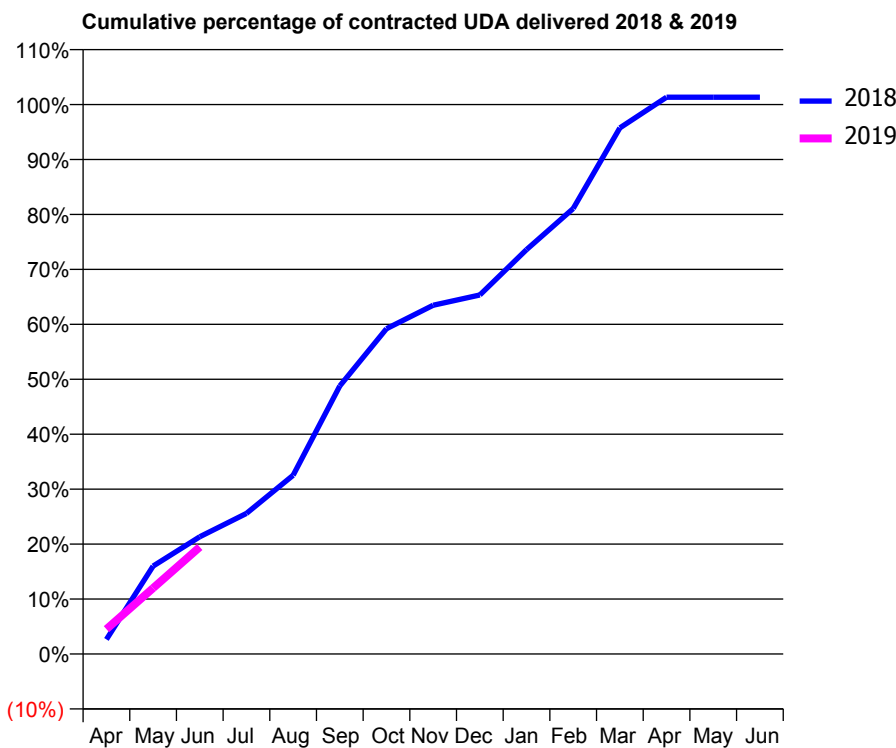
18/19 Contracted general activity (UDA)	375
Carry forward general activity (UDA)	0
18/19 Contracted orthodontic activity (UOA)	0
Carry forward orthodontic activity (UOA)	0
Baseline contract value	£9,414.64

### ACCESS\*

Patients seen in 24 months	Total	Change since previous quarter
Quarter ending June 2017	153	
Quarter ending September 2017	143	↓
Quarter ending December 2017	138	↓
Quarter ending March 2018	146	↑
Quarter ending June 2018	147	→
<b>Variance since June 2017</b>	<b>(3.9%)</b>	<b>↓</b>



### ACTIVITY



Month	Adjusted Scheduled Activity (UDA)	
	2018	2019
April	10	17
May	60	45
June	80	73
July	96	
August	122	
September	183	
October	222	
November	238	
December	245	
January	276	
February	304	
March	359	
April	380	
May	380	
June	380	

### QUALITY

	Quantity	Base Number	Contract	AT	Region	England
% of FP17s for the same patient ID Re-attending within 3 months - Children	2	37	5.4%	10.6%	11.3%	11.5%
% of FP17s for the same patient ID Re-attending within 3 months - Adults	0	14	0.0%	14.5%	14.9%	15.4%
% of FP17s for the same patient ID Re-attending between 3 & 9 months - Children	19	37	51.4%	58.1%	60.0%	58.9%
% of FP17s for the same patient ID Re-attending between 3 & 9 months - Adults	6	14	42.9%	49.3%	52.6%	51.6%
% of FP17s for Band 1 Urgent Courses	0	45	0.0%	8.9%	7.9%	8.9%
% of FP17s Relating to Free Repair or Replacements	0	45	0.0%	0.7%	0.8%	0.8%
% of FP17s Relating to Continuations	1	45	2.2%	0.8%	0.9%	0.9%
% of Patients satisfied with the dentistry they have received	1	1	N/A	93.6%	93.2%	93.2%
% of Patients satisfied with the time they had to wait for an appointment	1	1	N/A	87.7%	89.1%	88.8%

\* This is based on patients treated on this contract for their most recent course of treatment. Figures in italics indicate the base number of FP17s or Patient Questionnaire responses are less than 100. N/A is shown where the base number of responses is less than 10 during the period. % is calculated as Quantity/Base number\*100

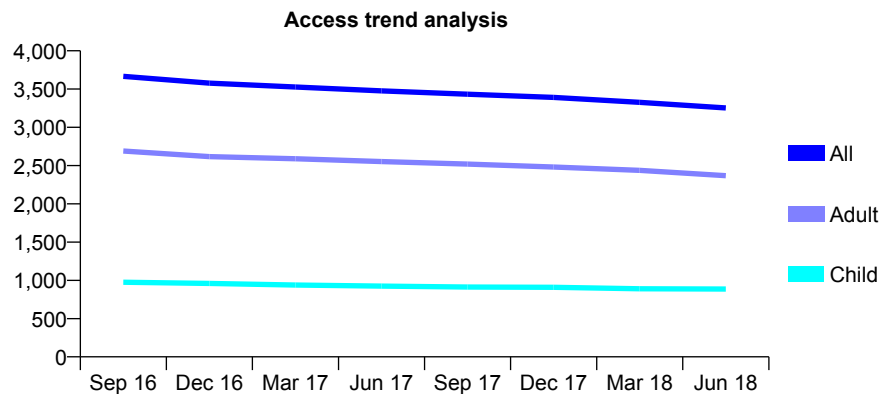
## Q58 - Vital Signs At a Glance Contract Report for 144789/0001 - June 2018

Name or company name	SAAB Professional Ltd
Contract type name	GDS Contract
Purpose of contract	General
Contract start date	01/01/2011
Contract end date	

18/19 Contracted general activity (UDA)	7,343
Carry forward general activity (UDA)	0
18/19 Contracted orthodontic activity (UOA)	0
Carry forward orthodontic activity (UOA)	0
Baseline contract value	£180,659.37

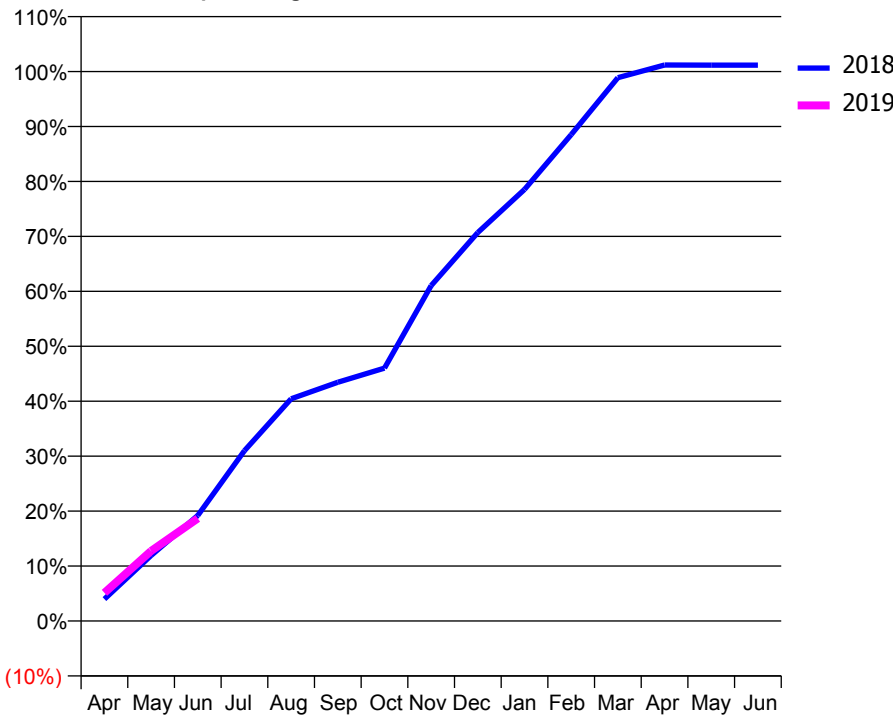
### ACCESS\*

Patients seen in 24 months	Total	Change since previous quarter
Quarter ending June 2017	3,476	
Quarter ending September 2017	3,433	↓
Quarter ending December 2017	3,390	↓
Quarter ending March 2018	3,327	↓
Quarter ending June 2018	3,254	↓
<b>Variance since June 2017</b>	<b>(6.4%)</b>	<b>↓</b>



### ACTIVITY

Cumulative percentage of contracted UDA delivered 2018 & 2019



Month	Adjusted Scheduled Activity (UDA)	
	2018	2019
April	294	376
May	876	936
June	1,410	1,371
July	2,276	
August	2,969	
September	3,190	
October	3,379	
November	4,482	
December	5,192	
January	5,767	
February	6,499	
March	7,261	
April	7,429	
May	7,427	
June	7,427	

### QUALITY

	Quantity	Base Number	Contract	AT	Region	England
% of FP17s for the same patient ID Re-attending within 3 months - Children	8	294	2.7%	10.6%	11.3%	11.5%
% of FP17s for the same patient ID Re-attending within 3 months - Adults	48	706	6.8%	14.5%	14.9%	15.4%
% of FP17s for the same patient ID Re-attending between 3 & 9 months - Children	193	294	65.6%	58.1%	60.0%	58.9%
% of FP17s for the same patient ID Re-attending between 3 & 9 months - Adults	480	706	68.0%	49.3%	52.6%	51.6%
% of FP17s for Band 1 Urgent Courses	27	885	3.1%	8.9%	7.9%	8.9%
% of FP17s Relating to Free Repair or Replacements	1	885	0.1%	0.7%	0.8%	0.8%
% of FP17s Relating to Continuations	2	885	0.2%	0.8%	0.9%	0.9%
% of Patients satisfied with the dentistry they have received	1	1	N/A	93.6%	93.2%	93.2%
% of Patients satisfied with the time they had to wait for an appointment	1	1	N/A	87.7%	89.1%	88.8%

\* This is based on patients treated on this contract for their most recent course of treatment. Figures in italics indicate the base number of FP17s or Patient Questionnaire responses are less than 100. N/A is shown where the base number of responses is less than 10 during the period. % is calculated as Quantity/Base number\*100

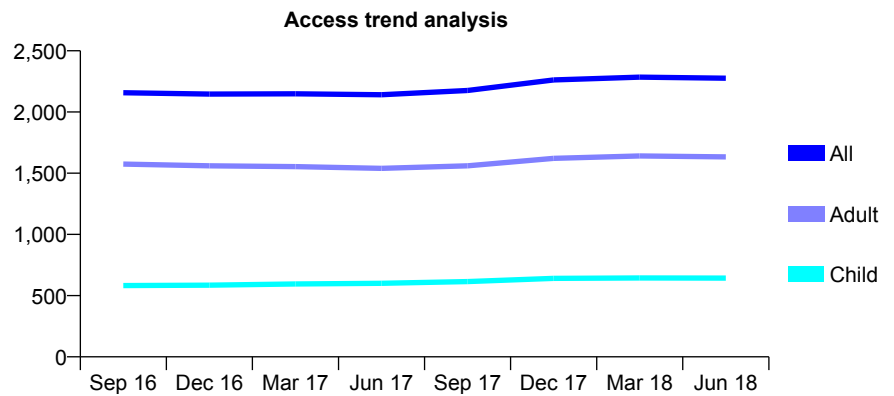
## Q58 - Vital Signs At a Glance Contract Report for 145246/0001 - June 2018

Name or company name	Mr M Eyrumlu and Mr A Eyrumlu
Contract type name	GDS Contract
Purpose of contract	General
Contract start date	07/05/2014
Contract end date	

18/19 Contracted general activity (UDA)	9,500
Carry forward general activity (UDA)	0
18/19 Contracted orthodontic activity (UOA)	0
Carry forward orthodontic activity (UOA)	0
Baseline contract value	£329,212.31

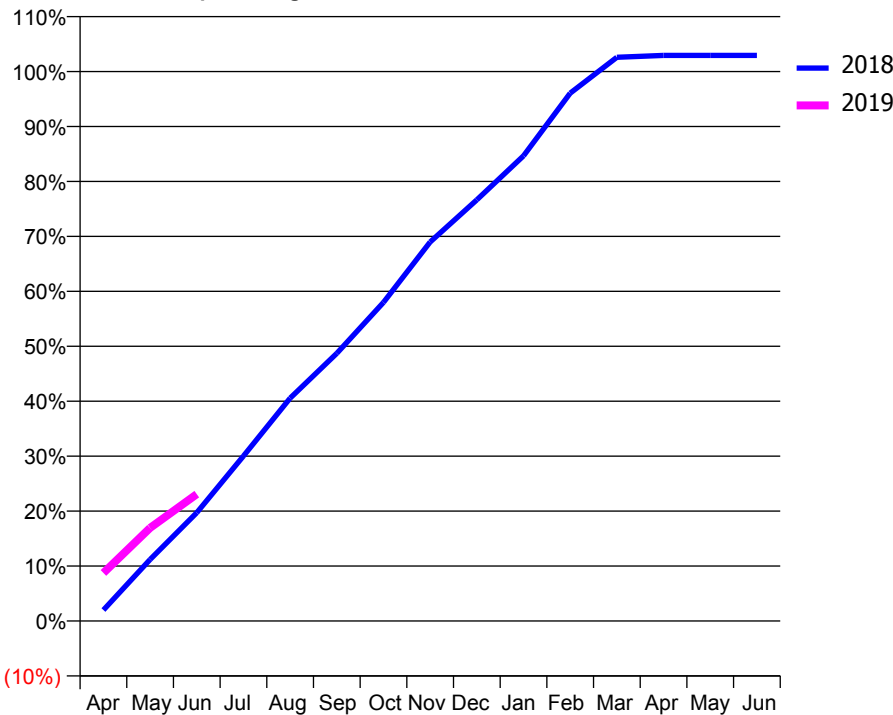
### ACCESS\*

Patients seen in 24 months	Total	Change since previous quarter
Quarter ending June 2017	2,141	
Quarter ending September 2017	2,176	→
Quarter ending December 2017	2,262	↑
Quarter ending March 2018	2,285	→
Quarter ending June 2018	2,276	→
<b>Variance since June 2017</b>	<b>6.3%</b>	<b>↑</b>



### ACTIVITY

Cumulative percentage of contracted UDA delivered 2018 & 2019



Month	Adjusted Scheduled Activity (UDA)	
	2018	2019
April	190	832
May	1,063	1,611
June	1,874	2,194
July	2,854	
August	3,854	
September	4,628	
October	5,508	
November	6,553	
December	7,282	
January	8,043	
February	9,127	
March	9,745	
April	9,779	
May	9,779	
June	9,779	

### QUALITY

	Quantity	Base Number	Contract	AT	Region	England
% of FP17s for the same patient ID Re-attending within 3 months - Children	8	204	3.9%	10.6%	11.3%	11.5%
% of FP17s for the same patient ID Re-attending within 3 months - Adults	76	554	13.7%	14.5%	14.9%	15.4%
% of FP17s for the same patient ID Re-attending between 3 & 9 months - Children	147	204	72.1%	58.1%	60.0%	58.9%
% of FP17s for the same patient ID Re-attending between 3 & 9 months - Adults	369	554	66.6%	49.3%	52.6%	51.6%
% of FP17s for Band 1 Urgent Courses	31	733	4.2%	8.9%	7.9%	8.9%
% of FP17s Relating to Free Repair or Replacements	8	733	1.1%	0.7%	0.8%	0.8%
% of FP17s Relating to Continuations	10	733	1.4%	0.8%	0.9%	0.9%
% of Patients satisfied with the dentistry they have received	2	2	N/A	93.6%	93.2%	93.2%
% of Patients satisfied with the time they had to wait for an appointment	1	2	N/A	87.7%	89.1%	88.8%

\* This is based on patients treated on this contract for their most recent course of treatment. Figures in italics indicate the base number of FP17s or Patient Questionnaire responses are less than 100. N/A is shown where the base number of responses is less than 10 during the period. % is calculated as Quantity/Base number\*100

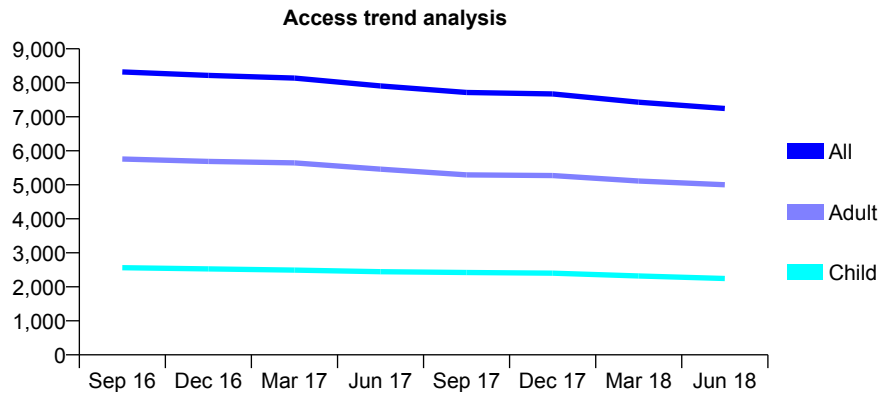
## Q58 - Vital Signs At a Glance Contract Report for 145742/0001 - June 2018

Name or company name	Southdown Dental Practice
Contract type name	GDS Contract
Purpose of contract	General
Contract start date	01/12/2011
Contract end date	

18/19 Contracted general activity (UDA)	37,862
Carry forward general activity (UDA)	0
18/19 Contracted orthodontic activity (UOA)	0
Carry forward orthodontic activity (UOA)	0
Baseline contract value	£1,034,794.54

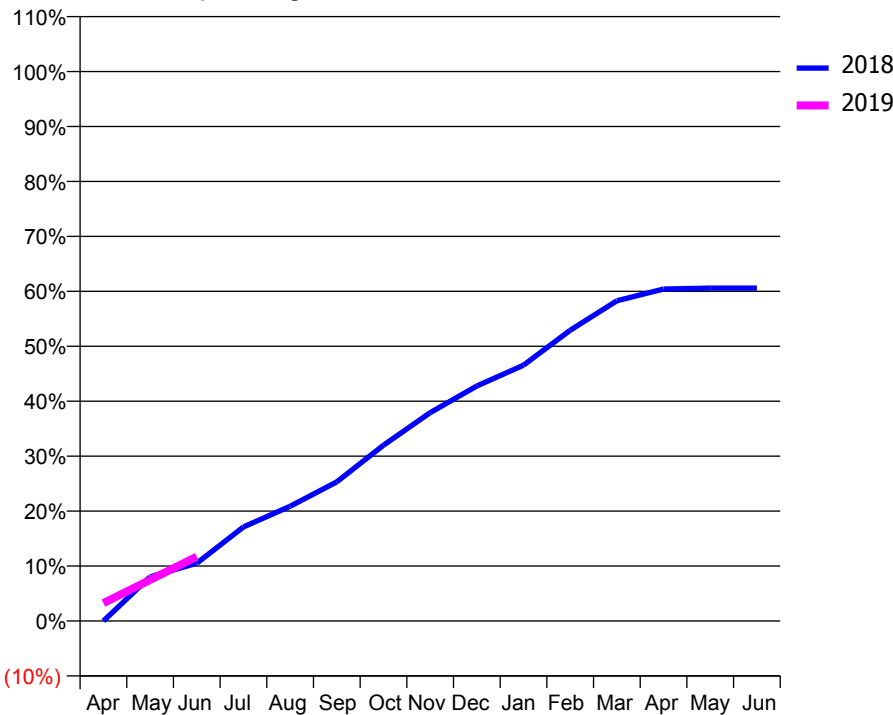
### ACCESS\*

Patients seen in 24 months	Total	Change since previous quarter
Quarter ending June 2017	7,907	
Quarter ending September 2017	7,714	↓
Quarter ending December 2017	7,674	→
Quarter ending March 2018	7,431	↓
Quarter ending June 2018	7,246	↓
<b>Variance since June 2017</b>	<b>(8.4%)</b>	<b>↓</b>



### ACTIVITY

Cumulative percentage of contracted UDA delivered 2018 & 2019



Month	Adjusted Scheduled Activity (UDA)	
	2018	2019
April	0	1,235
May	3,049	2,833
June	3,979	4,430
July	6,479	
August	7,905	
September	9,586	
October	12,115	
November	14,360	
December	16,190	
January	17,623	
February	20,036	
March	22,068	
April	22,877	
May	22,937	
June	22,938	

### QUALITY

	Quantity	Base Number	Contract	AT	Region	England
% of FP17s for the same patient ID Re-attending within 3 months - Children	60	666	9.0%	10.6%	11.3%	11.5%
% of FP17s for the same patient ID Re-attending within 3 months - Adults	225	1,307	17.2%	14.5%	14.9%	15.4%
% of FP17s for the same patient ID Re-attending between 3 & 9 months - Children	369	666	55.4%	58.1%	60.0%	58.9%
% of FP17s for the same patient ID Re-attending between 3 & 9 months - Adults	611	1,307	46.7%	49.3%	52.6%	51.6%
% of FP17s for Band 1 Urgent Courses	150	1,667	9.0%	8.9%	7.9%	8.9%
% of FP17s Relating to Free Repair or Replacements	14	1,667	0.8%	0.7%	0.8%	0.8%
% of FP17s Relating to Continuations	45	1,667	2.7%	0.8%	0.9%	0.9%
% of Patients satisfied with the dentistry they have received	4	4	N/A	93.6%	93.2%	93.2%
% of Patients satisfied with the time they had to wait for an appointment	4	4	N/A	87.7%	89.1%	88.8%

\* This is based on patients treated on this contract for their most recent course of treatment. Figures in italics indicate the base number of FP17s or Patient Questionnaire responses are less than 100. N/A is shown where the base number of responses is less than 10 during the period. % is calculated as Quantity/Base number\*100



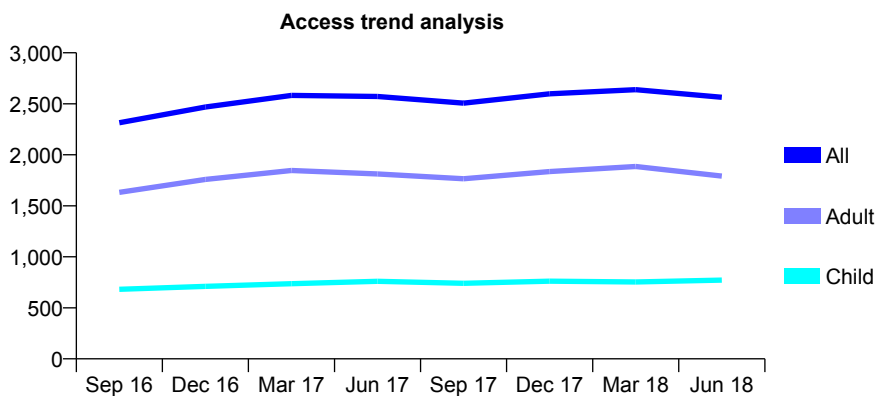
## Q58 - Vital Signs At a Glance Contract Report for 146552/0001 - June 2018

Name or company name	Nadeem Rathore
Contract type name	GDS Contract
Purpose of contract	General
Contract start date	23/02/2015
Contract end date	

18/19 Contracted general activity (UDA)	6,279
Carry forward general activity (UDA)	0
18/19 Contracted orthodontic activity (UOA)	0
Carry forward orthodontic activity (UOA)	0
Baseline contract value	£139,580.34

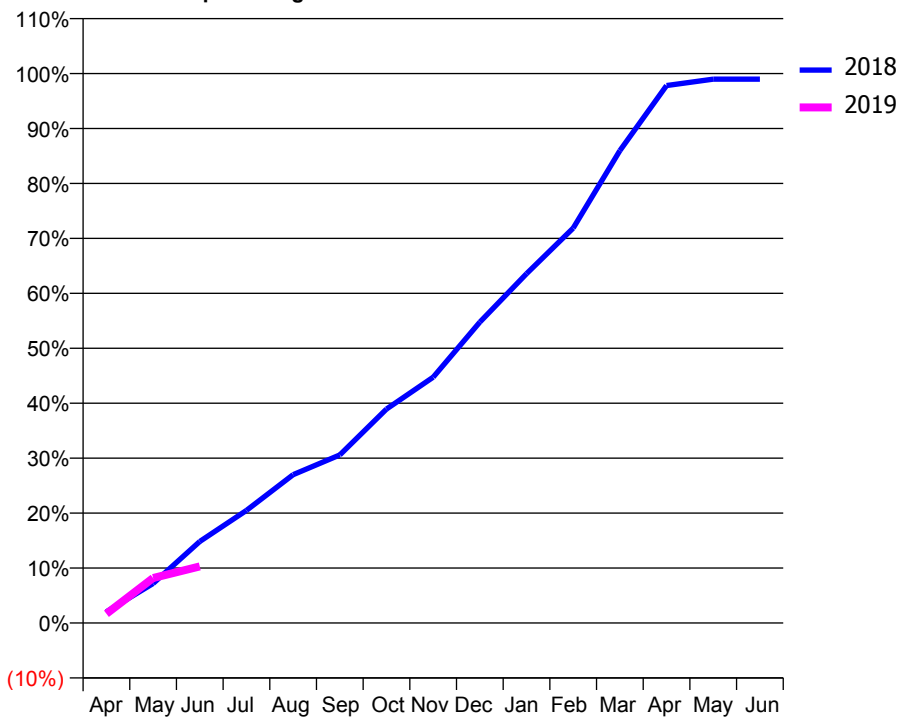
### ACCESS\*

Patients seen in 24 months	Total	Change since previous quarter
Quarter ending June 2017	2,572	
Quarter ending September 2017	2,507	↓
Quarter ending December 2017	2,598	↑
Quarter ending March 2018	2,639	→
Quarter ending June 2018	2,564	↓
<b>Variance since June 2017</b>	<b>(0.3%)</b>	→



### ACTIVITY

Cumulative percentage of contracted UDA delivered 2018 & 2019



Month	Adjusted Scheduled Activity (UDA)	
	2018	2019
April	128	105
May	452	514
June	932	647
July	1,287	
August	1,695	
September	1,921	
October	2,444	
November	2,809	
December	3,439	
January	3,991	
February	4,512	
March	5,398	
April	6,142	
May	6,215	
June	6,215	

### QUALITY

	Quantity	Base Number	Contract	AT	Region	England
% of FP17s for the same patient ID Re-attending within 3 months - Children	9	274	3.3%	10.6%	11.3%	11.5%
% of FP17s for the same patient ID Re-attending within 3 months - Adults	23	259	8.9%	14.5%	14.9%	15.4%
% of FP17s for the same patient ID Re-attending between 3 & 9 months - Children	163	274	59.5%	58.1%	60.0%	58.9%
% of FP17s for the same patient ID Re-attending between 3 & 9 months - Adults	100	259	38.6%	49.3%	52.6%	51.6%
% of FP17s for Band 1 Urgent Courses	16	249	6.4%	8.9%	7.9%	8.9%
% of FP17s Relating to Free Repair or Replacements	0	249	0.0%	0.7%	0.8%	0.8%
% of FP17s Relating to Continuations	0	249	0.0%	0.8%	0.9%	0.9%
% of Patients satisfied with the dentistry they have received	2	2	N/A	93.6%	93.2%	93.2%
% of Patients satisfied with the time they had to wait for an appointment	2	2	N/A	87.7%	89.1%	88.8%

\* This is based on patients treated on this contract for their most recent course of treatment. Figures in italics indicate the base number of FP17s or Patient Questionnaire responses are less than 100. N/A is shown where the base number of responses is less than 10 during the period. % is calculated as Quantity/Base number\*100

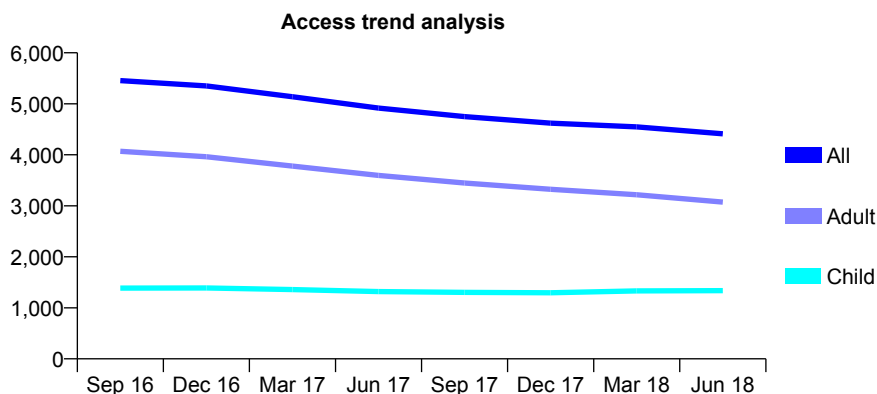
## Q58 - Vital Signs At a Glance Contract Report for 147311/0001 - June 2018

Name or company name	Abington Dental Practice
Contract type name	GDS Contract
Purpose of contract	General
Contract start date	01/04/2014
Contract end date	

18/19 Contracted general activity (UDA)	15,504
Carry forward general activity (UDA)	0
18/19 Contracted orthodontic activity (UOA)	0
Carry forward orthodontic activity (UOA)	0
Baseline contract value	£395,028.83

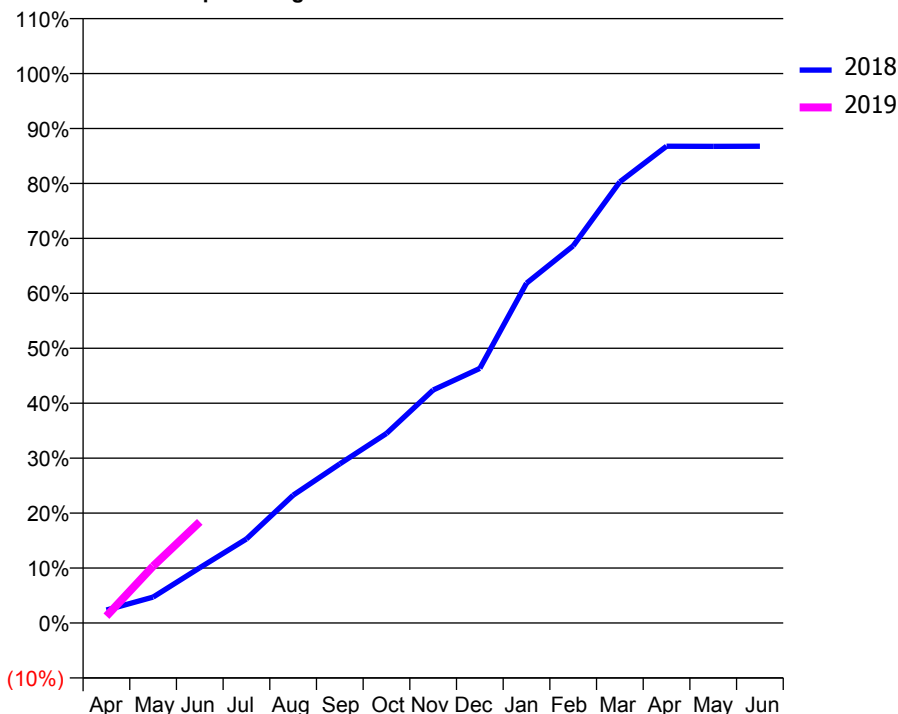
### ACCESS\*

Patients seen in 24 months	Total	Change since previous quarter
Quarter ending June 2017	4,917	
Quarter ending September 2017	4,750	↓
Quarter ending December 2017	4,620	↓
Quarter ending March 2018	4,549	↓
Quarter ending June 2018	4,411	↓
<b>Variance since June 2017</b>	<b>(10.3%)</b>	<b>↓</b>



### ACTIVITY

Cumulative percentage of contracted UDA delivered 2018 & 2019



Month	Adjusted Scheduled Activity (UDA)	
	2018	2019
April	366	194
May	733	1,606
June	1,558	2,854
July	2,373	
August	3,605	
September	4,489	
October	5,347	
November	6,576	
December	7,185	
January	9,587	
February	10,641	
March	12,450	
April	13,450	
May	13,450	
June	13,451	

### QUALITY

	Quantity	Base Number	Contract	AT	Region	England
% of FP17s for the same patient ID Re-attending within 3 months - Children	67	598	11.2%	10.6%	11.3%	11.5%
% of FP17s for the same patient ID Re-attending within 3 months - Adults	205	1,177	17.4%	14.5%	14.9%	15.4%
% of FP17s for the same patient ID Re-attending between 3 & 9 months - Children	416	598	69.6%	58.1%	60.0%	58.9%
% of FP17s for the same patient ID Re-attending between 3 & 9 months - Adults	793	1,177	67.4%	49.3%	52.6%	51.6%
% of FP17s for Band 1 Urgent Courses	94	1,331	7.1%	8.9%	7.9%	8.9%
% of FP17s Relating to Free Repair or Replacements	9	1,331	0.7%	0.7%	0.8%	0.8%
% of FP17s Relating to Continuations	10	1,331	0.8%	0.8%	0.9%	0.9%
% of Patients satisfied with the dentistry they have received	7	10	70.0%	93.6%	93.2%	93.2%
% of Patients satisfied with the time they had to wait for an appointment	8	10	80.0%	87.7%	89.1%	88.8%

\* This is based on patients treated on this contract for their most recent course of treatment. Figures in italics indicate the base number of FP17s or Patient Questionnaire responses are less than 100. N/A is shown where the base number of responses is less than 10 during the period. % is calculated as Quantity/Base number\*100

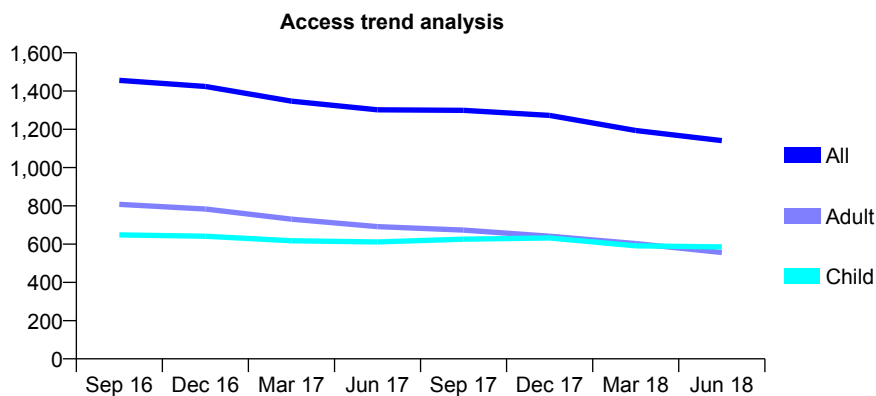
## Q58 - Vital Signs At a Glance Contract Report for 147893/0001 - June 2018

Name or company name	Hockerill Dental Practice
Contract type name	GDS Contract
Purpose of contract	General
Contract start date	01/10/2013
Contract end date	

18/19 Contracted general activity (UDA)	2,475
Carry forward general activity (UDA)	0
18/19 Contracted orthodontic activity (UOA)	0
Carry forward orthodontic activity (UOA)	0
Baseline contract value	£70,697.89

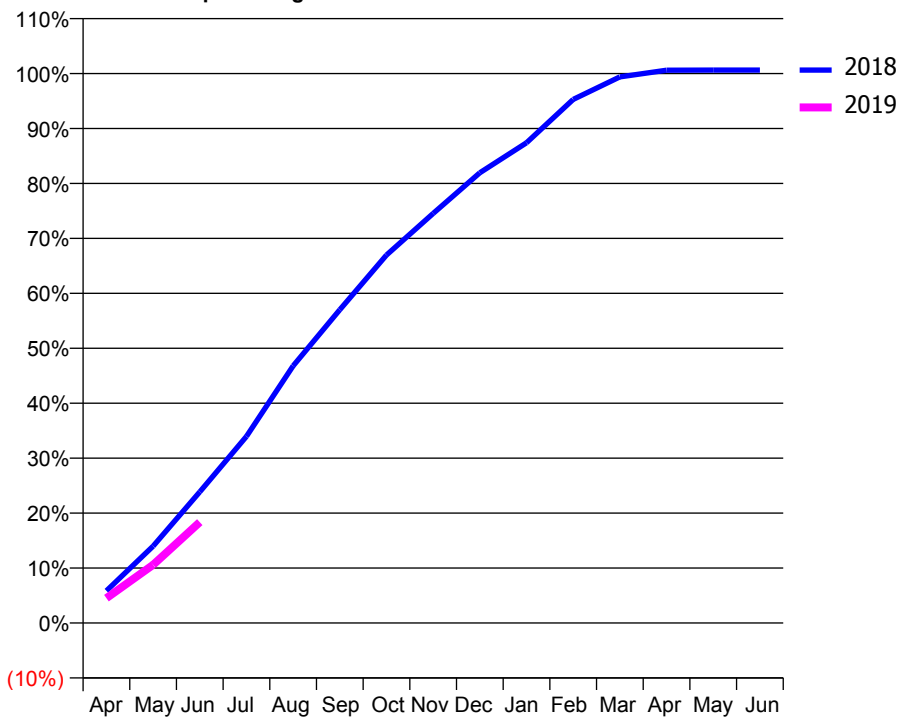
### ACCESS\*

Patients seen in 24 months	Total	Change since previous quarter
Quarter ending June 2017	1,302	
Quarter ending September 2017	1,299	→
Quarter ending December 2017	1,273	↓
Quarter ending March 2018	1,194	↓
Quarter ending June 2018	1,141	↓
<b>Variance since June 2017</b>	<b>(12.4%)</b>	<b>↓</b>



### ACTIVITY

Cumulative percentage of contracted UDA delivered 2018 & 2019



Adjusted Scheduled Activity (UDA)

Month	2018	2019
April	145	112
May	346	262
June	591	455
July	841	
August	1,158	
September	1,411	
October	1,657	
November	1,845	
December	2,028	
January	2,163	
February	2,358	
March	2,460	
April	2,490	
May	2,491	
June	2,491	

### QUALITY

	Quantity	Base Number	Contract	AT	Region	England
% of FP17s for the same patient ID Re-attending within 3 months - Children	5	207	2.4%	10.6%	11.3%	11.5%
% of FP17s for the same patient ID Re-attending within 3 months - Adults	2	139	1.4%	14.5%	14.9%	15.4%
% of FP17s for the same patient ID Re-attending between 3 & 9 months - Children	124	207	59.9%	58.1%	60.0%	58.9%
% of FP17s for the same patient ID Re-attending between 3 & 9 months - Adults	79	139	56.8%	49.3%	52.6%	51.6%
% of FP17s for Band 1 Urgent Courses	3	316	0.9%	8.9%	7.9%	8.9%
% of FP17s Relating to Free Repair or Replacements	0	316	0.0%	0.7%	0.8%	0.8%
% of FP17s Relating to Continuations	1	316	0.3%	0.8%	0.9%	0.9%
% of Patients satisfied with the dentistry they have received	1	1	N/A	93.6%	93.2%	93.2%
% of Patients satisfied with the time they had to wait for an appointment	0	1	N/A	87.7%	89.1%	88.8%

\* This is based on patients treated on this contract for their most recent course of treatment. Figures in italics indicate the base number of FP17s or Patient Questionnaire responses are less than 100. N/A is shown where the base number of responses is less than 10 during the period. % is calculated as Quantity/Base number\*100

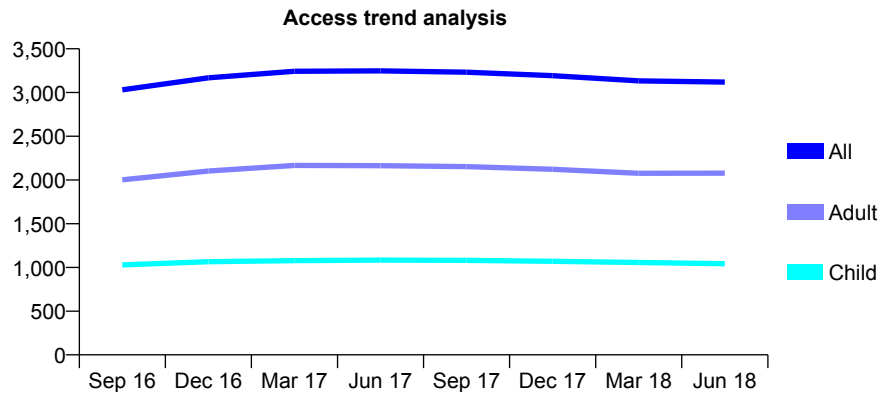
## Q58 - Vital Signs At a Glance Contract Report for 147915/0001 - June 2018

Name or company name	Marford Dental Practice
Contract type name	GDS Contract
Purpose of contract	General
Contract start date	13/05/2015
Contract end date	

18/19 Contracted general activity (UDA)	9,281
Carry forward general activity (UDA)	0
18/19 Contracted orthodontic activity (UOA)	0
Carry forward orthodontic activity (UOA)	0
Baseline contract value	£259,789.64

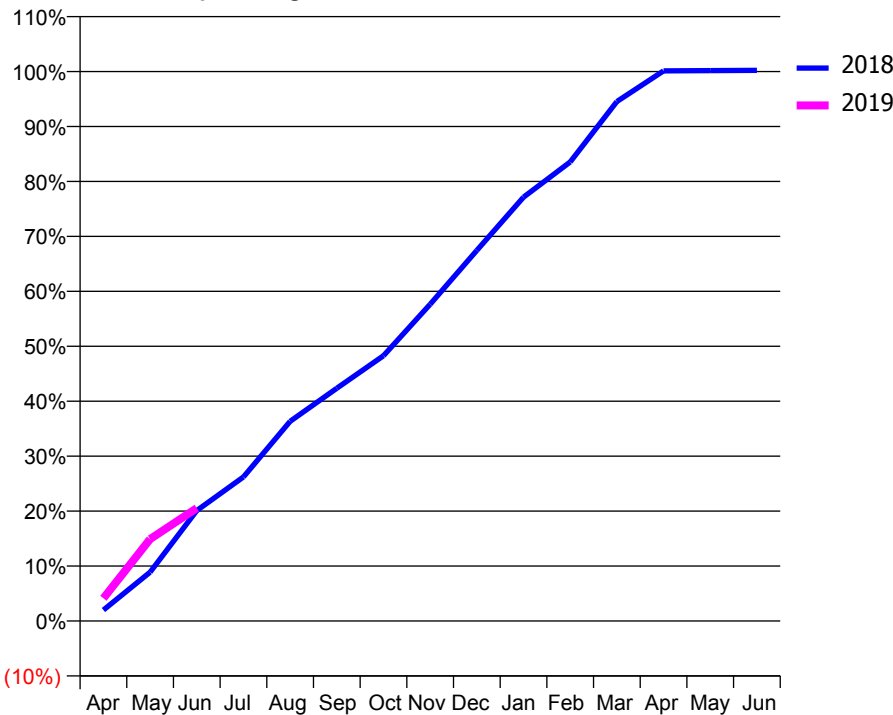
### ACCESS\*

Patients seen in 24 months	Total	Change since previous quarter
Quarter ending June 2017	3,247	
Quarter ending September 2017	3,233	→
Quarter ending December 2017	3,192	↓
Quarter ending March 2018	3,133	↓
Quarter ending June 2018	3,120	→
<b>Variance since June 2017</b>	<b>(3.9%)</b>	<b>↓</b>



### ACTIVITY

Cumulative percentage of contracted UDA delivered 2018 & 2019



Adjusted Scheduled Activity (UDA)		
Month	2018	2019
April	186	385
May	825	1,385
June	1,866	1,907
July	2,433	
August	3,373	
September	3,930	
October	4,481	
November	5,351	
December	6,259	
January	7,159	
February	7,754	
March	8,775	
April	9,292	
May	9,297	
June	9,300	

### QUALITY

	Quantity	Base Number	Contract	AT	Region	England
% of FP17s for the same patient ID Re-attending within 3 months - Children	31	364	8.5%	10.6%	11.3%	11.5%
% of FP17s for the same patient ID Re-attending within 3 months - Adults	122	769	15.9%	14.5%	14.9%	15.4%
% of FP17s for the same patient ID Re-attending between 3 & 9 months - Children	209	364	57.4%	58.1%	60.0%	58.9%
% of FP17s for the same patient ID Re-attending between 3 & 9 months - Adults	403	769	52.4%	49.3%	52.6%	51.6%
% of FP17s for Band 1 Urgent Courses	36	811	4.4%	8.9%	7.9%	8.9%
% of FP17s Relating to Free Repair or Replacements	5	811	0.6%	0.7%	0.8%	0.8%
% of FP17s Relating to Continuations	11	811	1.4%	0.8%	0.9%	0.9%
% of Patients satisfied with the dentistry they have received	19	19	100.0%	93.6%	93.2%	93.2%
% of Patients satisfied with the time they had to wait for an appointment	18	19	94.7%	87.7%	89.1%	88.8%

\* This is based on patients treated on this contract for their most recent course of treatment. Figures in italics indicate the base number of FP17s or Patient Questionnaire responses are less than 100. N/A is shown where the base number of responses is less than 10 during the period. % is calculated as Quantity/Base number\*100

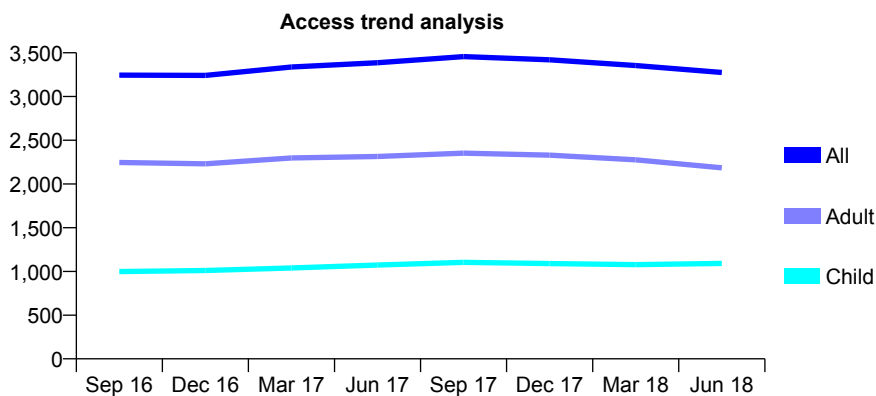
## Q58 - Vital Signs At a Glance Contract Report for 149004/0002 - June 2018

Name or company name	Greenleaves Dental Practice
Contract type name	GDS Contract
Purpose of contract	General
Contract start date	01/02/2009
Contract end date	

18/19 Contracted general activity (UDA)	7,150
Carry forward general activity (UDA)	0
18/19 Contracted orthodontic activity (UOA)	0
Carry forward orthodontic activity (UOA)	0
Baseline contract value	£178,925.52

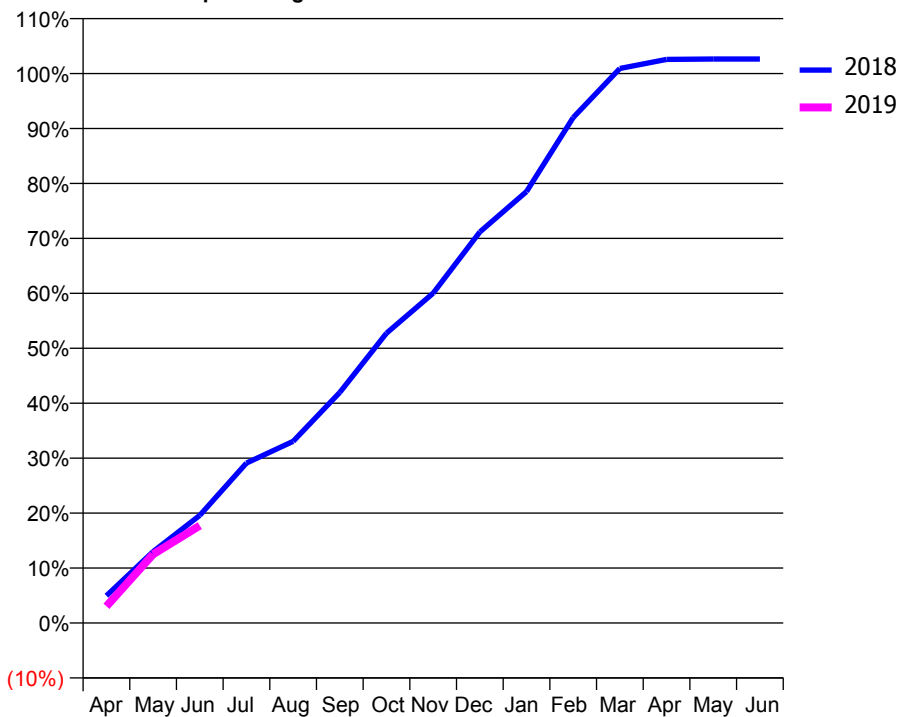
### ACCESS\*

Patients seen in 24 months	Total	Change since previous quarter
Quarter ending June 2017	3,387	
Quarter ending September 2017	3,457	↑
Quarter ending December 2017	3,420	↓
Quarter ending March 2018	3,354	↓
Quarter ending June 2018	3,275	↓
<b>Variance since June 2017</b>	<b>(3.3%)</b>	<b>↓</b>



### ACTIVITY

Cumulative percentage of contracted UDA delivered 2018 & 2019



Adjusted Scheduled Activity (UDA)

Month	2018	2019
April	354	218
May	929	894
June	1,401	1,267
July	2,082	
August	2,365	
September	3,001	
October	3,772	
November	4,292	
December	5,089	
January	5,614	
February	6,577	
March	7,215	
April	7,333	
May	7,339	
June	7,339	

### QUALITY

	Quantity	Base Number	Contract	AT	Region	England
% of FP17s for the same patient ID Re-attending within 3 months - Children	32	318	10.1%	10.6%	11.3%	11.5%
% of FP17s for the same patient ID Re-attending within 3 months - Adults	45	376	12.0%	14.5%	14.9%	15.4%
% of FP17s for the same patient ID Re-attending between 3 & 9 months - Children	175	318	55.0%	58.1%	60.0%	58.9%
% of FP17s for the same patient ID Re-attending between 3 & 9 months - Adults	185	376	49.2%	49.3%	52.6%	51.6%
% of FP17s for Band 1 Urgent Courses	79	656	12.0%	8.9%	7.9%	8.9%
% of FP17s Relating to Free Repair or Replacements	3	656	0.5%	0.7%	0.8%	0.8%
% of FP17s Relating to Continuations	3	656	0.5%	0.8%	0.9%	0.9%
% of Patients satisfied with the dentistry they have received	1	1	N/A	93.6%	93.2%	93.2%
% of Patients satisfied with the time they had to wait for an appointment	1	1	N/A	87.7%	89.1%	88.8%

\* This is based on patients treated on this contract for their most recent course of treatment. Figures in italics indicate the base number of FP17s or Patient Questionnaire responses are less than 100. N/A is shown where the base number of responses is less than 10 during the period. % is calculated as Quantity/Base number\*100

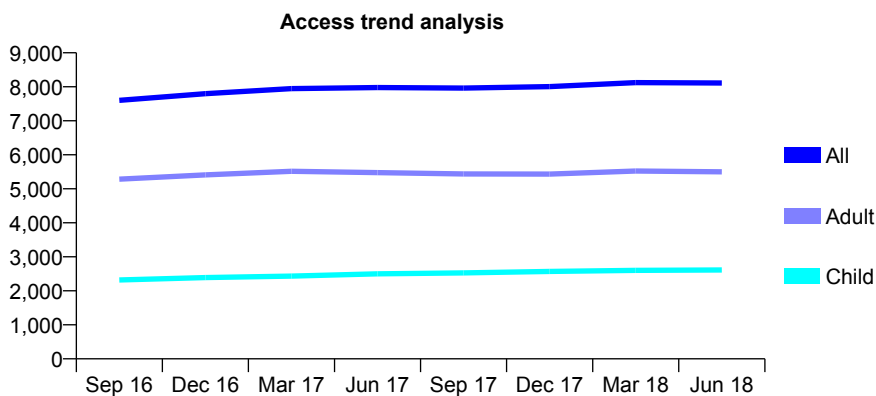
## Q58 - Vital Signs At a Glance Contract Report for 149772/0001 - June 2018

Name or company name	Vogue Dental Care
Contract type name	GDS Contract
Purpose of contract	General
Contract start date	01/11/2010
Contract end date	

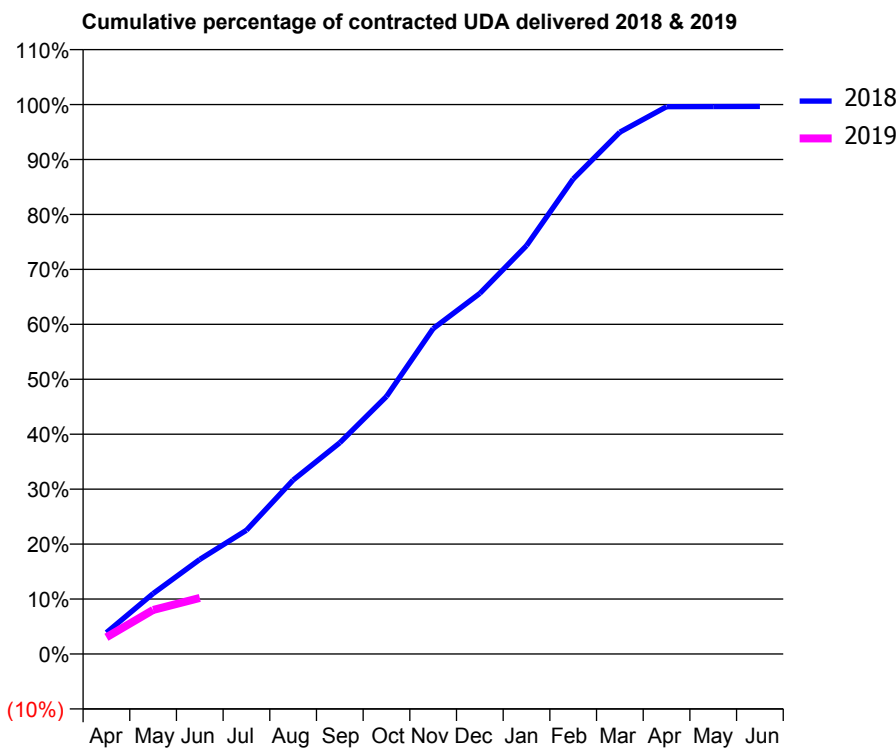
18/19 Contracted general activity (UDA)	19,156
Carry forward general activity (UDA)	0
18/19 Contracted orthodontic activity (UOA)	0
Carry forward orthodontic activity (UOA)	0
Baseline contract value	£656,133.71

### ACCESS\*

Patients seen in 24 months	Total	Change since previous quarter
Quarter ending June 2017	7,978	
Quarter ending September 2017	7,964	→
Quarter ending December 2017	8,006	→
Quarter ending March 2018	8,124	→
Quarter ending June 2018	8,113	→
<b>Variance since June 2017</b>	<b>1.7%</b>	<b>→</b>



### ACTIVITY



Month	Adjusted Scheduled Activity (UDA)	
	2018	2019
April	744	583
May	2,106	1,536
June	3,300	1,954
July	4,317	
August	6,064	
September	7,364	
October	8,979	
November	11,347	
December	12,571	
January	14,236	
February	16,562	
March	18,193	
April	19,081	
May	19,085	
June	19,090	

### QUALITY

	Quantity	Base Number	Contract	AT	Region	England
% of FP17s for the same patient ID Re-attending within 3 months - Children	48	630	7.6%	10.6%	11.3%	11.5%
% of FP17s for the same patient ID Re-attending within 3 months - Adults	201	1,190	16.9%	14.5%	14.9%	15.4%
% of FP17s for the same patient ID Re-attending between 3 & 9 months - Children	424	630	67.3%	58.1%	60.0%	58.9%
% of FP17s for the same patient ID Re-attending between 3 & 9 months - Adults	641	1,190	53.9%	49.3%	52.6%	51.6%
% of FP17s for Band 1 Urgent Courses	98	1,164	8.4%	8.9%	7.9%	8.9%
% of FP17s Relating to Free Repair or Replacements	10	1,164	0.9%	0.7%	0.8%	0.8%
% of FP17s Relating to Continuations	0	1,164	0.0%	0.8%	0.9%	0.9%
% of Patients satisfied with the dentistry they have received	6	8	N/A	93.6%	93.2%	93.2%
% of Patients satisfied with the time they had to wait for an appointment	7	8	N/A	87.7%	89.1%	88.8%

\* This is based on patients treated on this contract for their most recent course of treatment. Figures in italics indicate the base number of FP17s or Patient Questionnaire responses are less than 100. N/A is shown where the base number of responses is less than 10 during the period. % is calculated as Quantity/Base number\*100

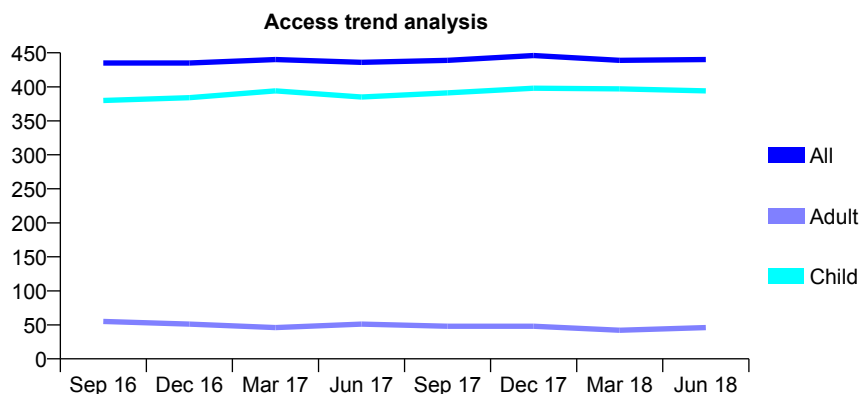
## Q58 - Vital Signs At a Glance Contract Report for 150002/0001 - June 2018

Name or company name	Smilecraft Dental Care
Contract type name	GDS Contract
Purpose of contract	General
Contract start date	01/09/2012
Contract end date	

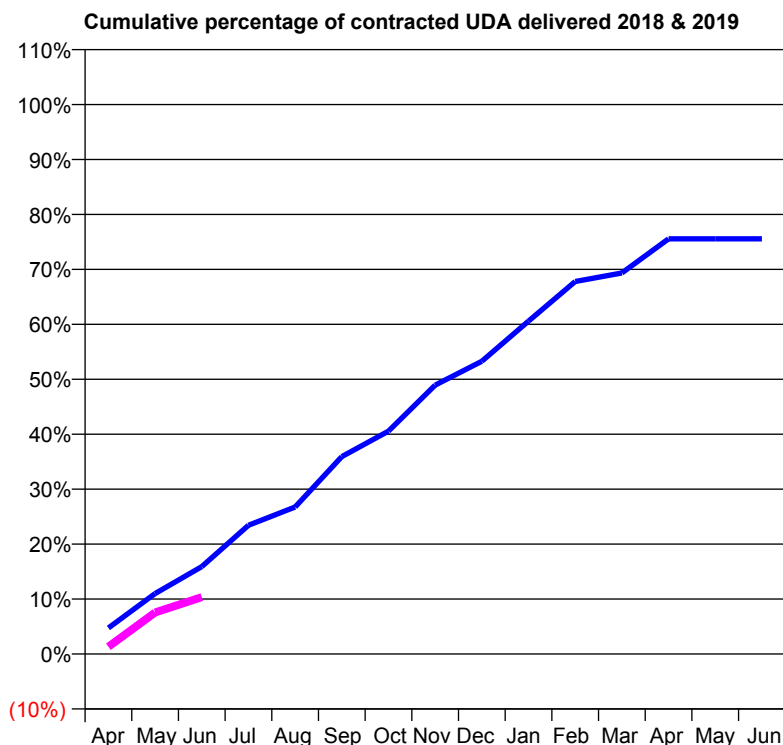
18/19 Contracted general activity (UDA)	1,800
Carry forward general activity (UDA)	0
18/19 Contracted orthodontic activity (UOA)	0
Carry forward orthodontic activity (UOA)	0
Baseline contract value	£46,345.03

### ACCESS\*

Patients seen in 24 months	Total	Change since previous quarter
Quarter ending June 2017	436	
Quarter ending September 2017	439	→
Quarter ending December 2017	446	→
Quarter ending March 2018	439	↓
Quarter ending June 2018	440	→
<b>Variance since June 2017</b>	<b>0.9%</b>	<b>→</b>



### ACTIVITY



Month	Adjusted Scheduled Activity (UDA)	
	2018	2019
April	85	24
May	198	136
June	286	186
July	422	
August	482	
September	647	
October	730	
November	881	
December	959	
January	1,091	
February	1,220	
March	1,248	
April	1,360	
May	1,360	
June	1,360	

### QUALITY

	Quantity	Base Number	Contract	AT	Region	England
% of FP17s for the same patient ID Re-attending within 3 months - Children	12	214	5.6%	10.6%	11.3%	11.5%
% of FP17s for the same patient ID Re-attending within 3 months - Adults	0	4	0.0%	14.5%	14.9%	15.4%
% of FP17s for the same patient ID Re-attending between 3 & 9 months - Children	182	214	85.0%	58.1%	60.0%	58.9%
% of FP17s for the same patient ID Re-attending between 3 & 9 months - Adults	4	4	100.0%	49.3%	52.6%	51.6%
% of FP17s for Band 1 Urgent Courses	1	138	0.7%	8.9%	7.9%	8.9%
% of FP17s Relating to Free Repair or Replacements	0	138	0.0%	0.7%	0.8%	0.8%
% of FP17s Relating to Continuations	0	138	0.0%	0.8%	0.9%	0.9%
% of Patients satisfied with the dentistry they have received	0	0	N/A	93.6%	93.2%	93.2%
% of Patients satisfied with the time they had to wait for an appointment	0	0	N/A	87.7%	89.1%	88.8%

\* This is based on patients treated on this contract for their most recent course of treatment. Figures in italics indicate the base number of FP17s or Patient Questionnaire responses are less than 100. N/A is shown where the base number of responses is less than 10 during the period. % is calculated as Quantity/Base number\*100

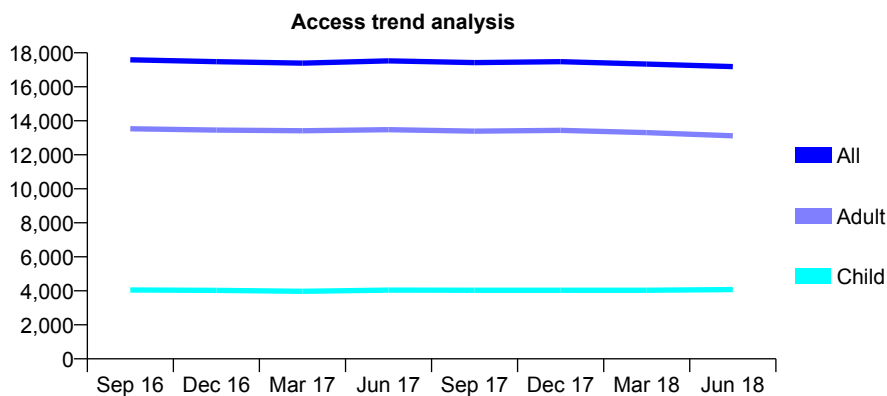
## Q58 - Vital Signs At a Glance Contract Report for 150592/0001 - June 2018

Name or company name	Flitwick Dental Group
Contract type name	GDS Contract
Purpose of contract	General
Contract start date	14/08/2014
Contract end date	

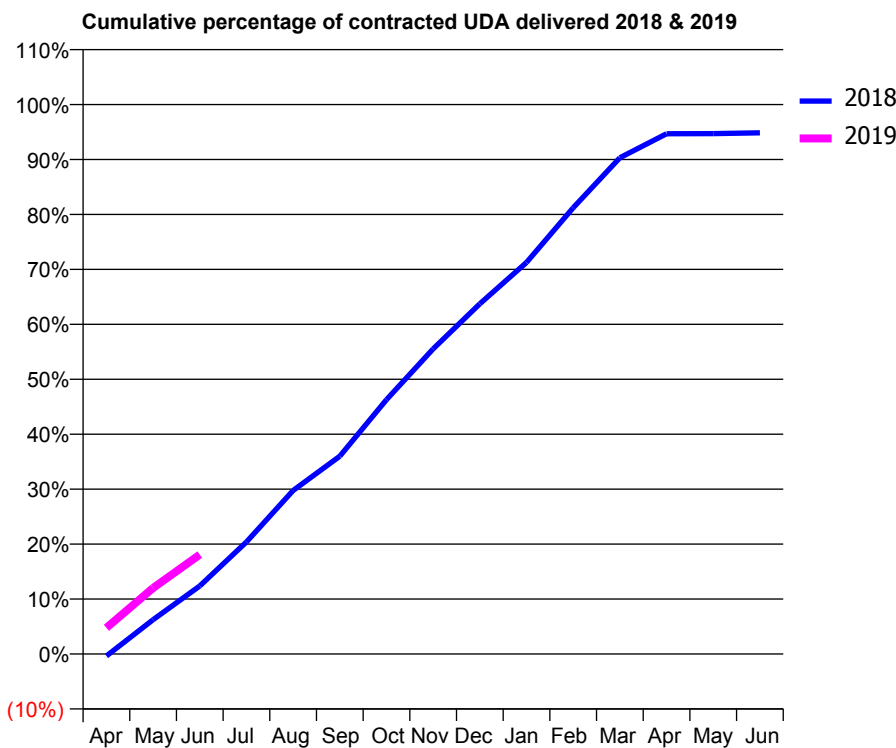
18/19 Contracted general activity (UDA)	40,361
Carry forward general activity (UDA)	0
18/19 Contracted orthodontic activity (UOA)	0
Carry forward orthodontic activity (UOA)	0
Baseline contract value	£906,651.42

### ACCESS\*

Patients seen in 24 months	Total	Change since previous quarter
Quarter ending June 2017	17,522	
Quarter ending September 2017	17,425	→
Quarter ending December 2017	17,480	→
Quarter ending March 2018	17,340	→
Quarter ending June 2018	17,188	→
<b>Variance since June 2017</b>	<b>(1.9%)</b>	<b>↓</b>



### ACTIVITY



Month	Adjusted Scheduled Activity (UDA)	
	2018	2019
April	-148	1,928
May	2,526	4,853
June	4,999	7,306
July	8,234	
August	12,009	
September	14,534	
October	18,680	
November	22,411	
December	25,728	
January	28,761	
February	32,774	
March	36,446	
April	38,213	
May	38,223	
June	38,282	

### QUALITY

	Quantity	Base Number	Contract	AT	Region	England
% of FP17s for the same patient ID Re-attending within 3 months - Children	75	1,375	5.5%	10.6%	11.3%	11.5%
% of FP17s for the same patient ID Re-attending within 3 months - Adults	491	3,461	14.2%	14.5%	14.9%	15.4%
% of FP17s for the same patient ID Re-attending between 3 & 9 months - Children	848	1,375	61.7%	58.1%	60.0%	58.9%
% of FP17s for the same patient ID Re-attending between 3 & 9 months - Adults	1,290	3,461	37.3%	49.3%	52.6%	51.6%
% of FP17s for Band 1 Urgent Courses	422	3,937	10.7%	8.9%	7.9%	8.9%
% of FP17s Relating to Free Repair or Replacements	79	3,937	2.0%	0.7%	0.8%	0.8%
% of FP17s Relating to Continuations	27	3,937	0.7%	0.8%	0.9%	0.9%
% of Patients satisfied with the dentistry they have received	8	9	N/A	93.6%	93.2%	93.2%
% of Patients satisfied with the time they had to wait for an appointment	7	9	N/A	87.7%	89.1%	88.8%

\* This is based on patients treated on this contract for their most recent course of treatment. Figures in italics indicate the base number of FP17s or Patient Questionnaire responses are less than 100. N/A is shown where the base number of responses is less than 10 during the period. % is calculated as Quantity/Base number\*100



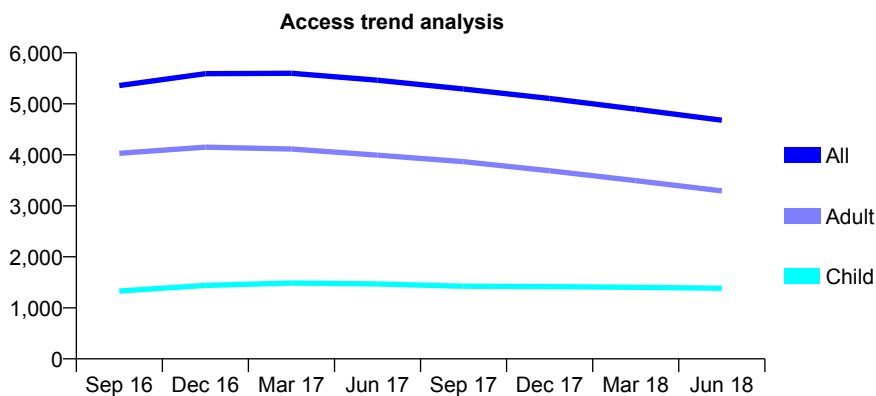
## Q58 - Vital Signs At a Glance Contract Report for 151440/0001 - June 2018

Name or company name	Obex Partners Ltd
Contract type name	GDS Contract
Purpose of contract	General
Contract start date	01/11/2007
Contract end date	

18/19 Contracted general activity (UDA)	12,324
Carry forward general activity (UDA)	0
18/19 Contracted orthodontic activity (UOA)	0
Carry forward orthodontic activity (UOA)	0
Baseline contract value	£359,488.46

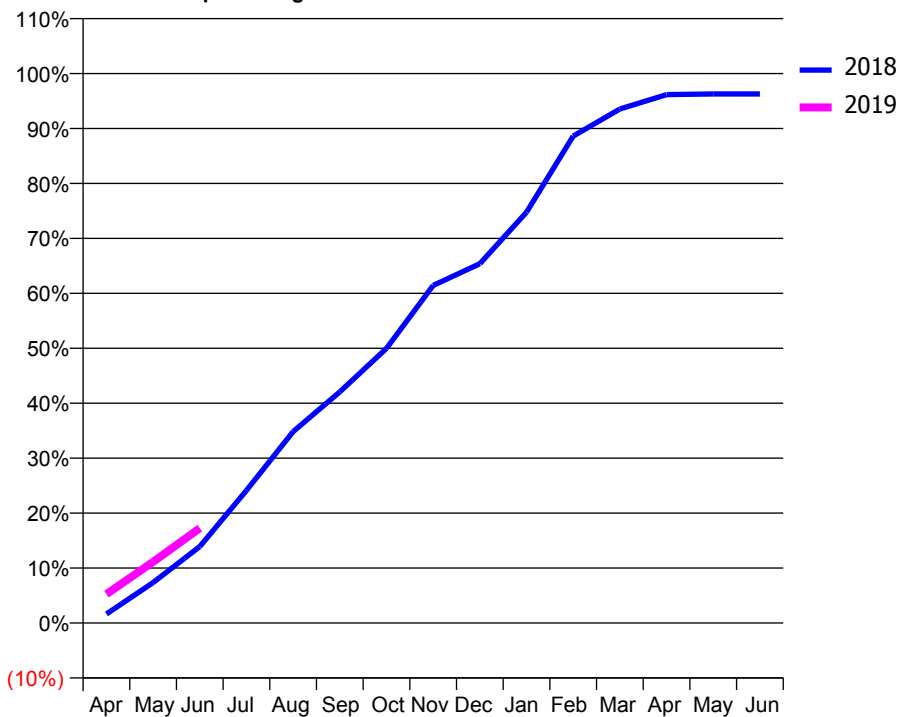
### ACCESS\*

Patients seen in 24 months	Total	Change since previous quarter
Quarter ending June 2017	5,463	
Quarter ending September 2017	5,289	↓
Quarter ending December 2017	5,104	↓
Quarter ending March 2018	4,896	↓
Quarter ending June 2018	4,678	↓
<b>Variance since June 2017</b>	<b>(14.4%)</b>	<b>↓</b>



### ACTIVITY

Cumulative percentage of contracted UDA delivered 2018 & 2019



Month	Adjusted Scheduled Activity (UDA)	
	2018	2019
April	201	647
May	908	1,372
June	1,714	2,129
July	2,976	
August	4,292	
September	5,184	
October	6,160	
November	7,570	
December	8,058	
January	9,211	
February	10,921	
March	11,527	
April	11,851	
May	11,865	
June	11,865	

### QUALITY

	Quantity	Base Number	Contract	AT	Region	England
% of FP17s for the same patient ID Re-attending within 3 months - Children	30	433	6.9%	10.6%	11.3%	11.5%
% of FP17s for the same patient ID Re-attending within 3 months - Adults	62	963	6.4%	14.5%	14.9%	15.4%
% of FP17s for the same patient ID Re-attending between 3 & 9 months - Children	309	433	71.4%	58.1%	60.0%	58.9%
% of FP17s for the same patient ID Re-attending between 3 & 9 months - Adults	621	963	64.5%	49.3%	52.6%	51.6%
% of FP17s for Band 1 Urgent Courses	53	1,260	4.2%	8.9%	7.9%	8.9%
% of FP17s Relating to Free Repair or Replacements	8	1,260	0.6%	0.7%	0.8%	0.8%
% of FP17s Relating to Continuations	7	1,260	0.6%	0.8%	0.9%	0.9%
% of Patients satisfied with the dentistry they have received	2	2	N/A	93.6%	93.2%	93.2%
% of Patients satisfied with the time they had to wait for an appointment	1	2	N/A	87.7%	89.1%	88.8%

\* This is based on patients treated on this contract for their most recent course of treatment. Figures in italics indicate the base number of FP17s or Patient Questionnaire responses are less than 100. N/A is shown where the base number of responses is less than 10 during the period. % is calculated as Quantity/Base number\*100

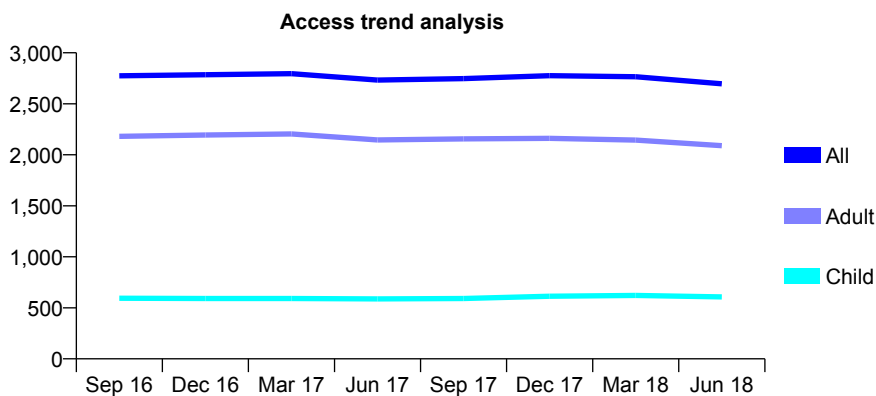
## Q58 - Vital Signs At a Glance Contract Report for 152706/0001 - June 2018

Name or company name	R Patel & Associate
Contract type name	GDS Contract
Purpose of contract	General
Contract start date	01/04/2008
Contract end date	

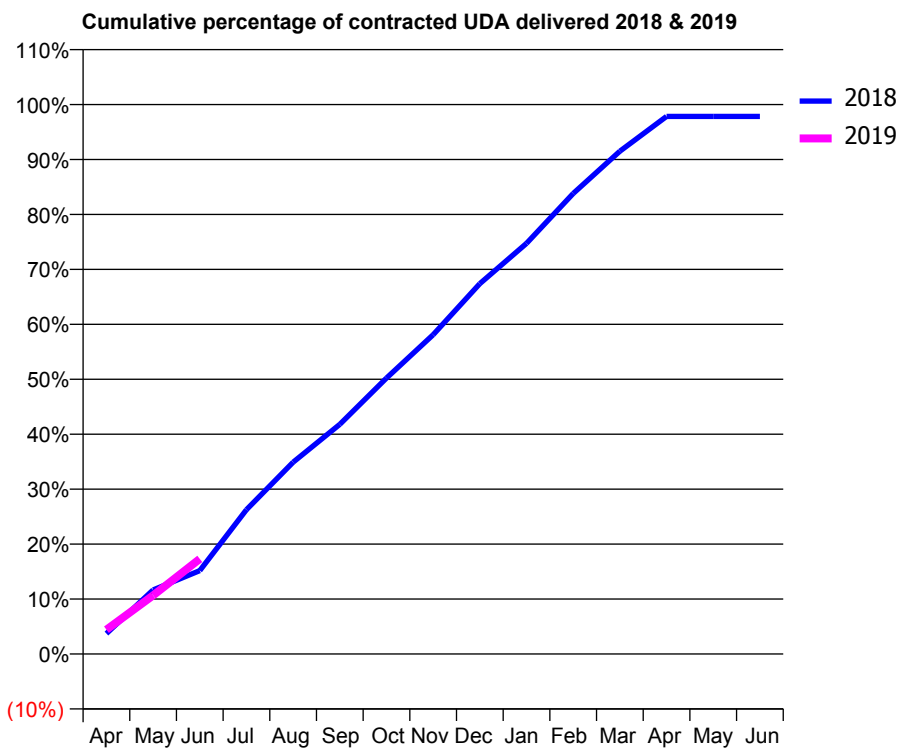
18/19 Contracted general activity (UDA)	6,257
Carry forward general activity (UDA)	0
18/19 Contracted orthodontic activity (UOA)	0
Carry forward orthodontic activity (UOA)	0
Baseline contract value	£166,243.80

### ACCESS\*

Patients seen in 24 months	Total	Change since previous quarter
Quarter ending June 2017	2,733	
Quarter ending September 2017	2,747	→
Quarter ending December 2017	2,776	→
Quarter ending March 2018	2,766	→
Quarter ending June 2018	2,696	↓
<b>Variance since June 2017</b>	<b>(1.4%)</b>	<b>↓</b>



### ACTIVITY



Adjusted Scheduled Activity (UDA)		
Month	2018	2019
April	233	277
May	730	668
June	950	1,084
July	1,643	
August	2,184	
September	2,616	
October	3,143	
November	3,636	
December	4,217	
January	4,677	
February	5,244	
March	5,724	
April	6,121	
May	6,121	
June	6,121	

### QUALITY

	Quantity	Base Number	Contract	AT	Region	England
% of FP17s for the same patient ID Re-attending within 3 months - Children	8	195	4.1%	10.6%	11.3%	11.5%
% of FP17s for the same patient ID Re-attending within 3 months - Adults	82	694	11.8%	14.5%	14.9%	15.4%
% of FP17s for the same patient ID Re-attending between 3 & 9 months - Children	130	195	66.7%	58.1%	60.0%	58.9%
% of FP17s for the same patient ID Re-attending between 3 & 9 months - Adults	406	694	58.5%	49.3%	52.6%	51.6%
% of FP17s for Band 1 Urgent Courses	39	666	5.9%	8.9%	7.9%	8.9%
% of FP17s Relating to Free Repair or Replacements	1	666	0.2%	0.7%	0.8%	0.8%
% of FP17s Relating to Continuations	4	666	0.6%	0.8%	0.9%	0.9%
% of Patients satisfied with the dentistry they have received	0	1	N/A	93.6%	93.2%	93.2%
% of Patients satisfied with the time they had to wait for an appointment	1	1	N/A	87.7%	89.1%	88.8%

\* This is based on patients treated on this contract for their most recent course of treatment. Figures in italics indicate the base number of FP17s or Patient Questionnaire responses are less than 100. N/A is shown where the base number of responses is less than 10 during the period. % is calculated as Quantity/Base number\*100

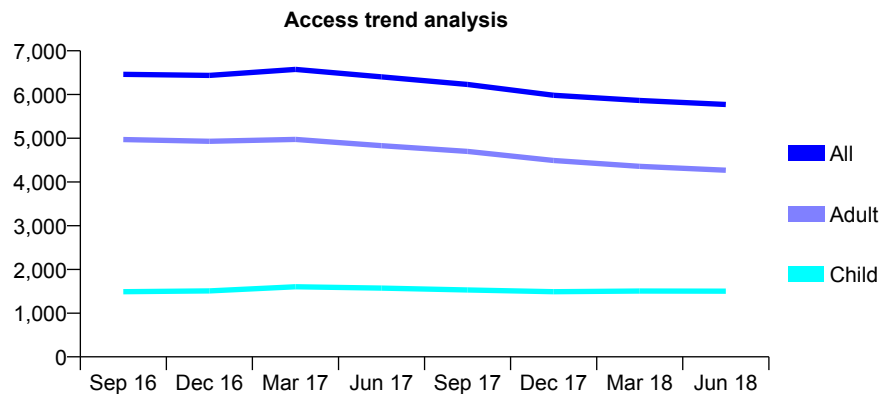
## Q58 - Vital Signs At a Glance Contract Report for 153052/0002 - June 2018

Name or company name	Dentalcare (Southern) Limited
Contract type name	PDS Contract
Purpose of contract	General
Contract start date	01/04/2013
Contract end date	31/03/2023

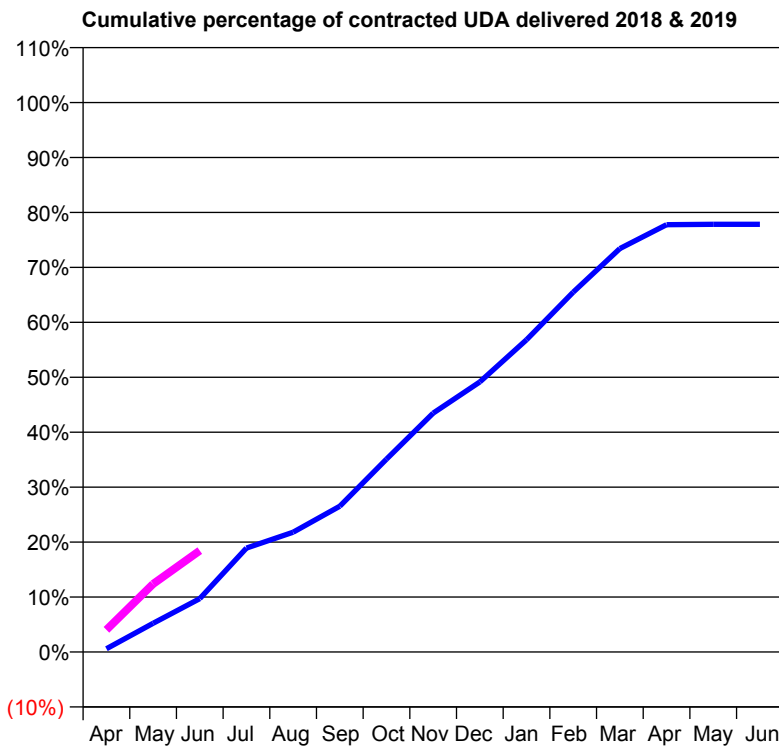
18/19 Contracted general activity (UDA)	15,000
Carry forward general activity (UDA)	0
18/19 Contracted orthodontic activity (UOA)	0
Carry forward orthodontic activity (UOA)	0
Baseline contract value	£361,781.31

### ACCESS\*

Patients seen in 24 months	Total	Change since previous quarter
Quarter ending June 2017	6,404	
Quarter ending September 2017	6,229	↓
Quarter ending December 2017	5,983	↓
Quarter ending March 2018	5,864	↓
Quarter ending June 2018	5,772	↓
<b>Variance since June 2017</b>	<b>(9.9%)</b>	<b>↓</b>



### ACTIVITY



Month	Adjusted Scheduled Activity (UDA)	
	2018	2019
April	90	607
May	783	1,859
June	1,456	2,769
July	2,838	
August	3,271	
September	3,979	
October	5,264	
November	6,520	
December	7,375	
January	8,524	
February	9,822	
March	11,013	
April	11,666	
May	11,674	
June	11,674	

### QUALITY

	Quantity	Base Number	Contract	AT	Region	England
% of FP17s for the same patient ID Re-attending within 3 months - Children	23	500	4.6%	10.6%	11.3%	11.5%
% of FP17s for the same patient ID Re-attending within 3 months - Adults	153	1,317	11.6%	14.5%	14.9%	15.4%
% of FP17s for the same patient ID Re-attending between 3 & 9 months - Children	286	500	57.2%	58.1%	60.0%	58.9%
% of FP17s for the same patient ID Re-attending between 3 & 9 months - Adults	642	1,317	48.7%	49.3%	52.6%	51.6%
% of FP17s for Band 1 Urgent Courses	147	1,469	10.0%	8.9%	7.9%	8.9%
% of FP17s Relating to Free Repair or Replacements	5	1,469	0.3%	0.7%	0.8%	0.8%
% of FP17s Relating to Continuations	1	1,469	0.1%	0.8%	0.9%	0.9%
% of Patients satisfied with the dentistry they have received	3	3	N/A	93.6%	93.2%	93.2%
% of Patients satisfied with the time they had to wait for an appointment	3	3	N/A	87.7%	89.1%	88.8%

\* This is based on patients treated on this contract for their most recent course of treatment. Figures in italics indicate the base number of FP17s or Patient Questionnaire responses are less than 100. N/A is shown where the base number of responses is less than 10 during the period. % is calculated as Quantity/Base number\*100

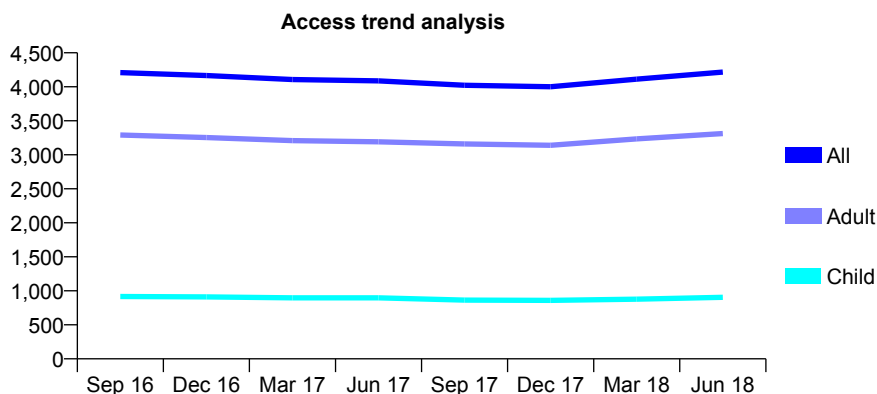
## Q58 - Vital Signs At a Glance Contract Report for 154571/0001 - June 2018

Name or company name	Cheshunt Dental Care
Contract type name	GDS Contract
Purpose of contract	General
Contract start date	01/04/2007
Contract end date	

18/19 Contracted general activity (UDA)	15,790
Carry forward general activity (UDA)	0
18/19 Contracted orthodontic activity (UOA)	0
Carry forward orthodontic activity (UOA)	0
Baseline contract value	£494,350.80

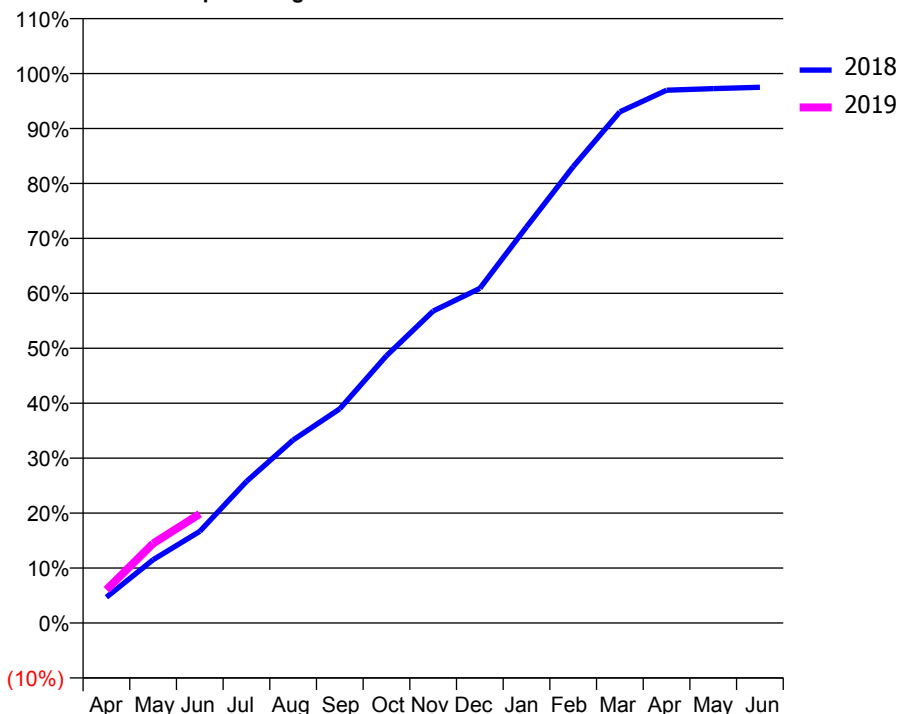
### ACCESS\*

Patients seen in 24 months	Total	Change since previous quarter
Quarter ending June 2017	4,088	
Quarter ending September 2017	4,023	↓
Quarter ending December 2017	4,000	→
Quarter ending March 2018	4,113	↑
Quarter ending June 2018	4,216	↑
<b>Variance since June 2017</b>	<b>3.1%</b>	<b>↑</b>



### ACTIVITY

Cumulative percentage of contracted UDA delivered 2018 & 2019



Month	Adjusted Scheduled Activity (UDA)	
	2018	2019
April	740	955
May	1,817	2,287
June	2,635	3,135
July	4,068	
August	5,259	
September	6,157	
October	7,681	
November	8,965	
December	9,616	
January	11,381	
February	13,114	
March	14,688	
April	15,308	
May	15,357	
June	15,395	

### QUALITY

	Quantity	Base Number	Contract	AT	Region	England
% of FP17s for the same patient ID Re-attending within 3 months - Children	16	363	4.4%	10.6%	11.3%	11.5%
% of FP17s for the same patient ID Re-attending within 3 months - Adults	151	1,063	14.2%	14.5%	14.9%	15.4%
% of FP17s for the same patient ID Re-attending between 3 & 9 months - Children	154	363	42.4%	58.1%	60.0%	58.9%
% of FP17s for the same patient ID Re-attending between 3 & 9 months - Adults	387	1,063	36.4%	49.3%	52.6%	51.6%
% of FP17s for Band 1 Urgent Courses	109	1,139	9.6%	8.9%	7.9%	8.9%
% of FP17s Relating to Free Repair or Replacements	8	1,139	0.7%	0.7%	0.8%	0.8%
% of FP17s Relating to Continuations	3	1,139	0.3%	0.8%	0.9%	0.9%
% of Patients satisfied with the dentistry they have received	2	2	N/A	93.6%	93.2%	93.2%
% of Patients satisfied with the time they had to wait for an appointment	2	2	N/A	87.7%	89.1%	88.8%

\* This is based on patients treated on this contract for their most recent course of treatment. Figures in italics indicate the base number of FP17s or Patient Questionnaire responses are less than 100. N/A is shown where the base number of responses is less than 10 during the period. % is calculated as Quantity/Base number\*100

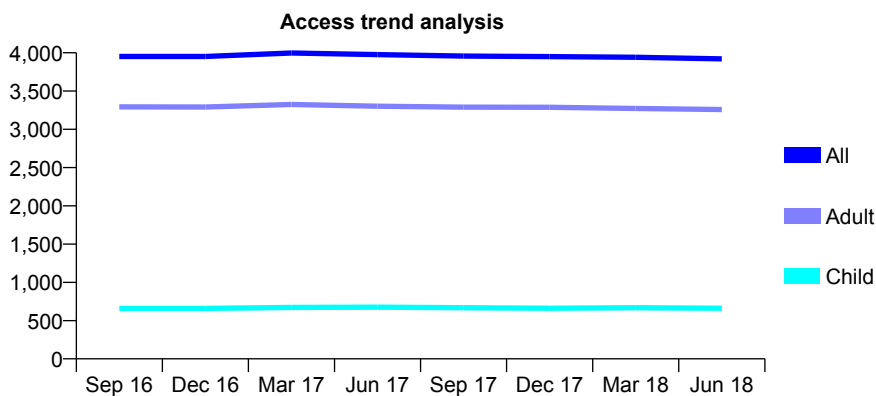
## Q58 - Vital Signs At a Glance Contract Report for 154598/0001 - June 2018

Name or company name	Broxbourne Dental Smile Clinic
Contract type name	GDS Contract
Purpose of contract	General
Contract start date	01/12/2010
Contract end date	

18/19 Contracted general activity (UDA)	10,484
Carry forward general activity (UDA)	0
18/19 Contracted orthodontic activity (UOA)	0
Carry forward orthodontic activity (UOA)	0
Baseline contract value	£294,897.54

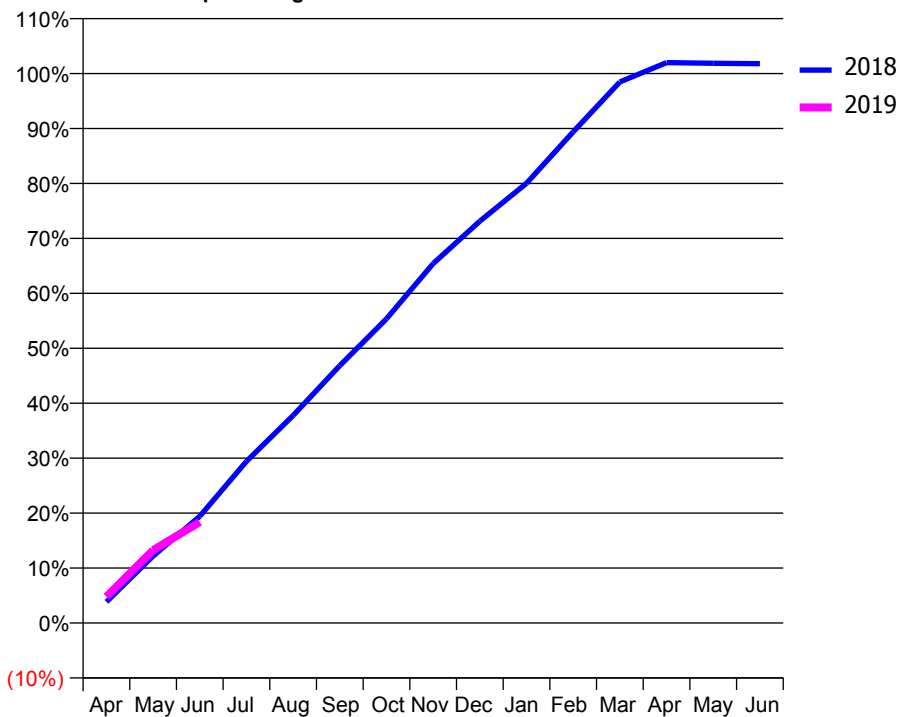
### ACCESS\*

Patients seen in 24 months	Total	Change since previous quarter
Quarter ending June 2017	3,977	
Quarter ending September 2017	3,958	→
Quarter ending December 2017	3,950	→
Quarter ending March 2018	3,941	→
Quarter ending June 2018	3,920	→
<b>Variance since June 2017</b>	<b>(1.4%)</b>	<b>↓</b>



### ACTIVITY

Cumulative percentage of contracted UDA delivered 2018 & 2019



Adjusted Scheduled Activity (UDA)

Month	2018	2019
April	402	502
May	1,279	1,390
June	2,036	1,928
July	3,086	
August	3,961	
September	4,912	
October	5,805	
November	6,857	
December	7,667	
January	8,390	
February	9,372	
March	10,323	
April	10,691	
May	10,678	
June	10,672	

### QUALITY

	Quantity	Base Number	Contract	AT	Region	England
% of FP17s for the same patient ID Re-attending within 3 months - Children	13	231	5.6%	10.6%	11.3%	11.5%
% of FP17s for the same patient ID Re-attending within 3 months - Adults	148	1,095	13.5%	14.5%	14.9%	15.4%
% of FP17s for the same patient ID Re-attending between 3 & 9 months - Children	149	231	64.5%	58.1%	60.0%	58.9%
% of FP17s for the same patient ID Re-attending between 3 & 9 months - Adults	681	1,095	62.2%	49.3%	52.6%	51.6%
% of FP17s for Band 1 Urgent Courses	87	1,123	7.7%	8.9%	7.9%	8.9%
% of FP17s Relating to Free Repair or Replacements	6	1,123	0.5%	0.7%	0.8%	0.8%
% of FP17s Relating to Continuations	3	1,123	0.3%	0.8%	0.9%	0.9%
% of Patients satisfied with the dentistry they have received	6	6	N/A	93.6%	93.2%	93.2%
% of Patients satisfied with the time they had to wait for an appointment	6	6	N/A	87.7%	89.1%	88.8%

\* This is based on patients treated on this contract for their most recent course of treatment. Figures in italics indicate the base number of FP17s or Patient Questionnaire responses are less than 100. N/A is shown where the base number of responses is less than 10 during the period. % is calculated as Quantity/Base number\*100

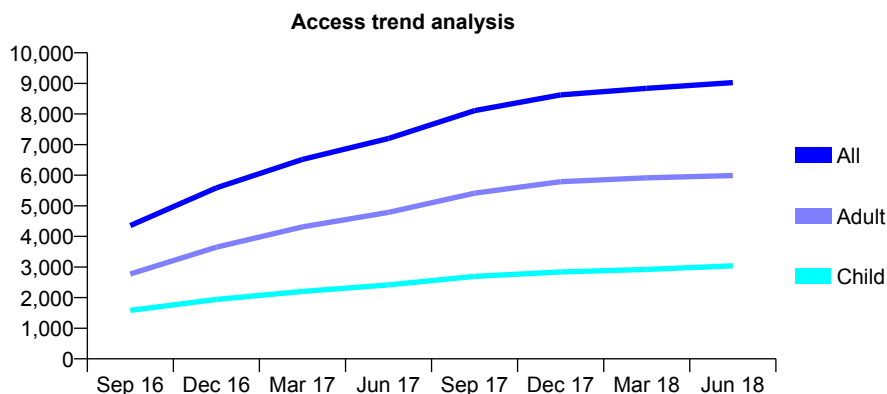
## Q58 - Vital Signs At a Glance Contract Report for 154709/0001 - June 2018

Name or company name	Citident Dental Centre
Contract type name	GDS Contract
Purpose of contract	General
Contract start date	01/12/2015
Contract end date	

18/19 Contracted general activity (UDA)	24,141
Carry forward general activity (UDA)	0
18/19 Contracted orthodontic activity (UOA)	0
Carry forward orthodontic activity (UOA)	0
Baseline contract value	£644,188.15

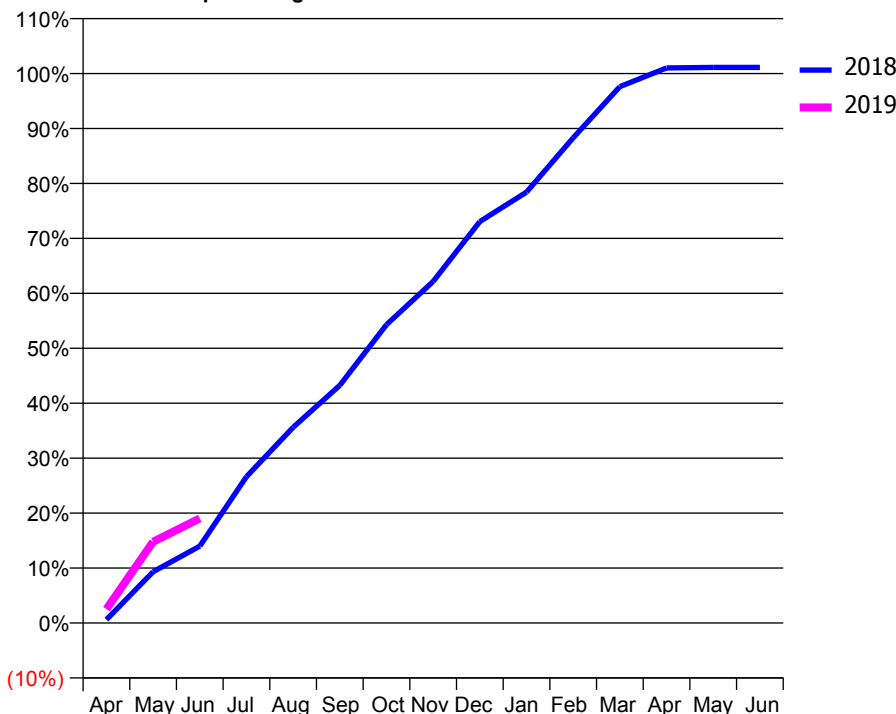
### ACCESS\*

Patients seen in 24 months	Total	Change since previous quarter
Quarter ending June 2017	7,201	
Quarter ending September 2017	8,110	↑
Quarter ending December 2017	8,625	↑
Quarter ending March 2018	8,837	↑
Quarter ending June 2018	9,026	↑
<b>Variance since June 2017</b>	<b>25.3%</b>	<b>↑</b>



### ACTIVITY

Cumulative percentage of contracted UDA delivered 2018 & 2019



Adjusted Scheduled Activity (UDA)

Month	2018	2019
April	152	610
May	2,254	3,572
June	3,378	4,596
July	6,428	
August	8,596	
September	10,443	
October	13,106	
November	15,004	
December	17,636	
January	18,933	
February	21,316	
March	23,567	
April	24,386	
May	24,408	
June	24,408	

### QUALITY

	Quantity	Base Number	Contract	AT	Region	England
% of FP17s for the same patient ID Re-attending within 3 months - Children	50	891	5.6%	10.6%	11.3%	11.5%
% of FP17s for the same patient ID Re-attending within 3 months - Adults	192	1,449	13.3%	14.5%	14.9%	15.4%
% of FP17s for the same patient ID Re-attending between 3 & 9 months - Children	435	891	48.8%	58.1%	60.0%	58.9%
% of FP17s for the same patient ID Re-attending between 3 & 9 months - Adults	612	1,449	42.2%	49.3%	52.6%	51.6%
% of FP17s for Band 1 Urgent Courses	156	1,989	7.8%	8.9%	7.9%	8.9%
% of FP17s Relating to Free Repair or Replacements	12	1,989	0.6%	0.7%	0.8%	0.8%
% of FP17s Relating to Continuations	7	1,989	0.4%	0.8%	0.9%	0.9%
% of Patients satisfied with the dentistry they have received	2	2	N/A	93.6%	93.2%	93.2%
% of Patients satisfied with the time they had to wait for an appointment	1	2	N/A	87.7%	89.1%	88.8%

\* This is based on patients treated on this contract for their most recent course of treatment. Figures in italics indicate the base number of FP17s or Patient Questionnaire responses are less than 100. N/A is shown where the base number of responses is less than 10 during the period. % is calculated as Quantity/Base number\*100

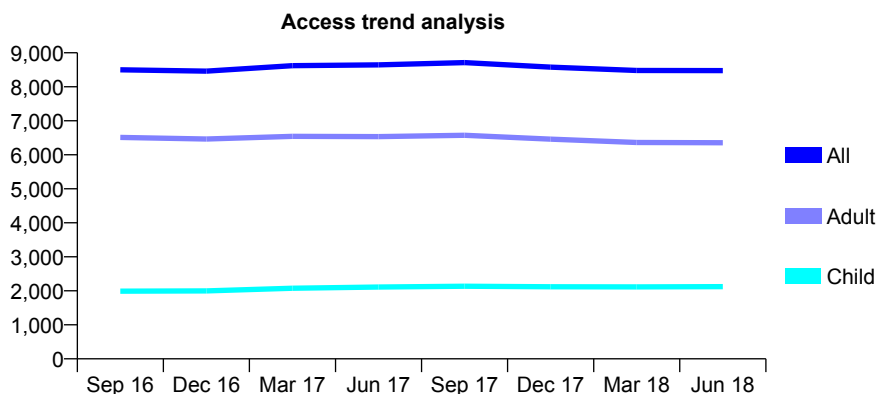
## Q58 - Vital Signs At a Glance Contract Report for 155438/0003 - June 2018

Name or company name	Syteldent Ltd
Contract type name	GDS Contract
Purpose of contract	General and Orthodontic
Contract start date	01/08/2008
Contract end date	

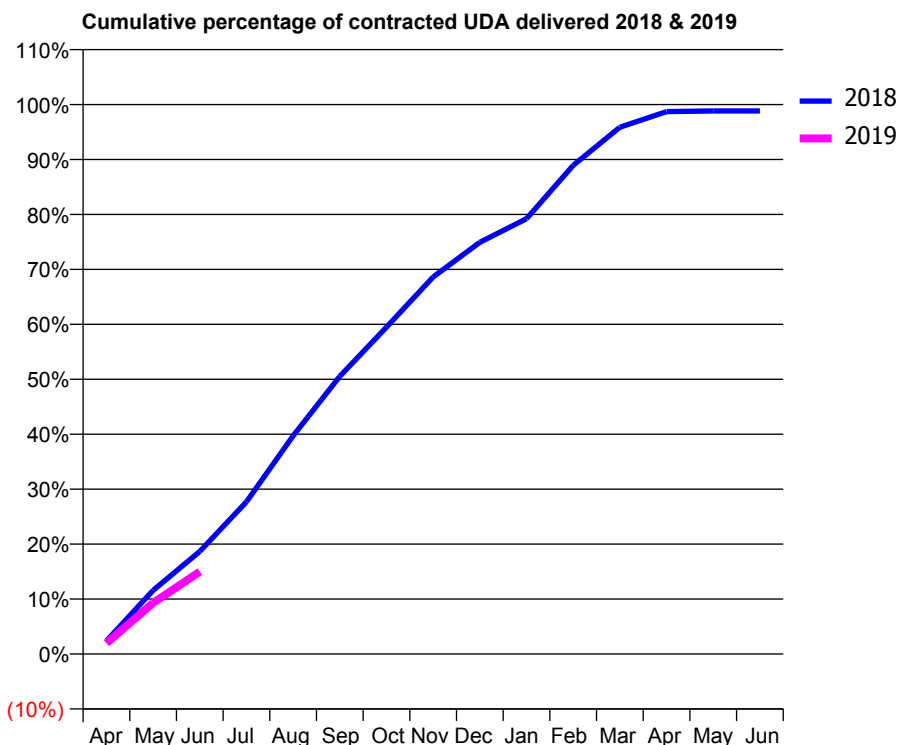
18/19 Contracted general activity (UDA)	23,050
Carry forward general activity (UDA)	0
18/19 Contracted orthodontic activity (UOA)	648
Carry forward orthodontic activity (UOA)	0
Baseline contract value	£623,321.50

### ACCESS\*

Patients seen in 24 months	Total	Change since previous quarter
Quarter ending June 2017	8,645	
Quarter ending September 2017	8,711	→
Quarter ending December 2017	8,579	↓
Quarter ending March 2018	8,479	↓
Quarter ending June 2018	8,478	→
<b>Variance since June 2017</b>	<b>(1.9%)</b>	<b>↓</b>



### ACTIVITY



Month	Adjusted Scheduled Activity (UDA)	
	2018	2019
April	550	457
May	2,670	2,143
June	4,307	3,453
July	6,384	
August	9,156	
September	11,650	
October	13,712	
November	15,814	
December	17,268	
January	18,258	
February	20,495	
March	22,098	
April	22,753	
May	22,779	
June	22,779	

### QUALITY

	Quantity	Base Number	Contract	AT	Region	England
% of FP17s for the same patient ID Re-attending within 3 months - Children	45	560	8.0%	10.6%	11.3%	11.5%
% of FP17s for the same patient ID Re-attending within 3 months - Adults	199	1,354	14.7%	14.5%	14.9%	15.4%
% of FP17s for the same patient ID Re-attending between 3 & 9 months - Children	243	560	43.4%	58.1%	60.0%	58.9%
% of FP17s for the same patient ID Re-attending between 3 & 9 months - Adults	522	1,354	38.6%	49.3%	52.6%	51.6%
% of FP17s for Band 1 Urgent Courses	168	1,599	10.5%	8.9%	7.9%	8.9%
% of FP17s Relating to Free Repair or Replacements	8	1,599	0.5%	0.7%	0.8%	0.8%
% of FP17s Relating to Continuations	30	1,599	1.9%	0.8%	0.9%	0.9%
% of Patients satisfied with the dentistry they have received	6	6	N/A	93.6%	93.2%	93.2%
% of Patients satisfied with the time they had to wait for an appointment	6	6	N/A	87.7%	89.1%	88.8%

\* This is based on patients treated on this contract for their most recent course of treatment. Figures in italics indicate the base number of FP17s or Patient Questionnaire responses are less than 100. N/A is shown where the base number of responses is less than 10 during the period. % is calculated as Quantity/Base number\*100

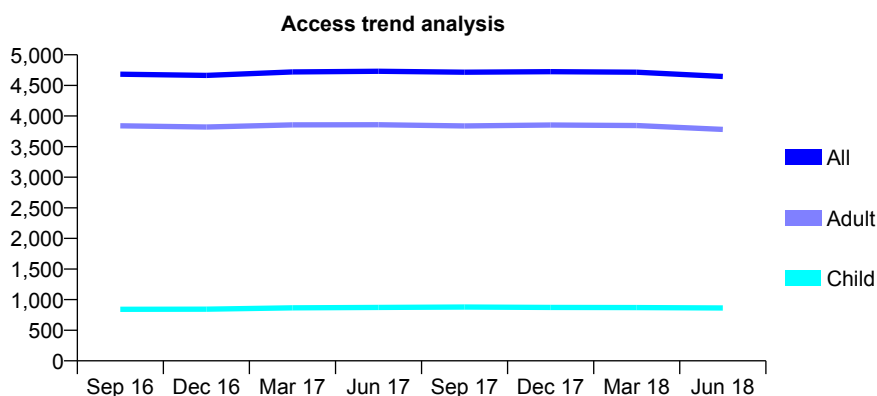
## Q58 - Vital Signs At a Glance Contract Report for 156302/0001 - June 2018

Name or company name	A P Smith & A J Luck
Contract type name	GDS Contract
Purpose of contract	General
Contract start date	01/08/2010
Contract end date	

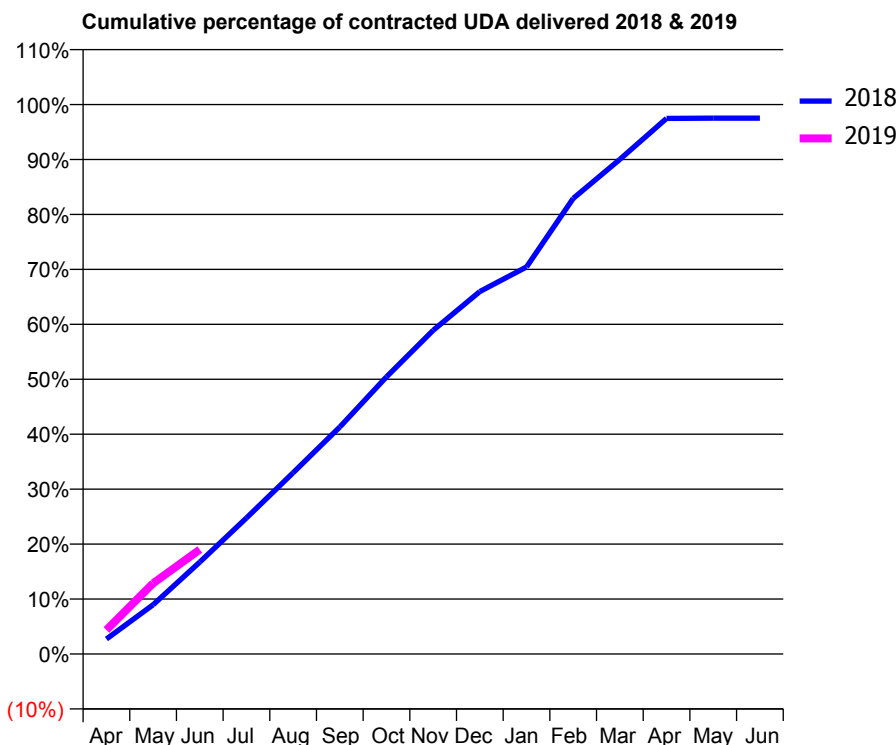
18/19 Contracted general activity (UDA)	12,300
Carry forward general activity (UDA)	0
18/19 Contracted orthodontic activity (UOA)	0
Carry forward orthodontic activity (UOA)	0
Baseline contract value	£325,286.02

### ACCESS\*

Patients seen in 24 months	Total	Change since previous quarter
Quarter ending June 2017	4,730	
Quarter ending September 2017	4,715	→
Quarter ending December 2017	4,724	→
Quarter ending March 2018	4,715	→
Quarter ending June 2018	4,645	↓
<b>Variance since June 2017</b>	<b>(1.8%)</b>	<b>↓</b>



### ACTIVITY



Month	Adjusted Scheduled Activity (UDA)	
	2018	2019
April	337	538
May	1,103	1,584
June	2,058	2,339
July	3,047	
August	4,057	
September	5,083	
October	6,204	
November	7,244	
December	8,115	
January	8,663	
February	10,199	
March	11,072	
April	11,990	
May	11,995	
June	11,995	

### QUALITY

	Quantity	Base Number	Contract	AT	Region	England
% of FP17s for the same patient ID Re-attending within 3 months - Children	33	320	10.3%	10.6%	11.3%	11.5%
% of FP17s for the same patient ID Re-attending within 3 months - Adults	247	1,564	15.8%	14.5%	14.9%	15.4%
% of FP17s for the same patient ID Re-attending between 3 & 9 months - Children	184	320	57.5%	58.1%	60.0%	58.9%
% of FP17s for the same patient ID Re-attending between 3 & 9 months - Adults	1,000	1,564	63.9%	49.3%	52.6%	51.6%
% of FP17s for Band 1 Urgent Courses	125	1,299	9.6%	8.9%	7.9%	8.9%
% of FP17s Relating to Free Repair or Replacements	6	1,299	0.5%	0.7%	0.8%	0.8%
% of FP17s Relating to Continuations	10	1,299	0.8%	0.8%	0.9%	0.9%
% of Patients satisfied with the dentistry they have received	8	8	N/A	93.6%	93.2%	93.2%
% of Patients satisfied with the time they had to wait for an appointment	8	8	N/A	87.7%	89.1%	88.8%

\* This is based on patients treated on this contract for their most recent course of treatment. Figures in italics indicate the base number of FP17s or Patient Questionnaire responses are less than 100. N/A is shown where the base number of responses is less than 10 during the period. % is calculated as Quantity/Base number\*100



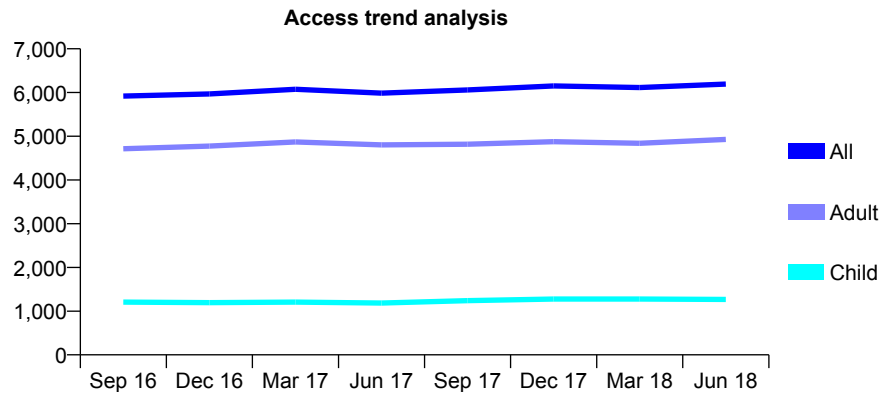
## Q58 - Vital Signs At a Glance Contract Report for 158305/0001 - June 2018

Name or company name	Chrysalis Dental Practice Ltd
Contract type name	GDS Contract
Purpose of contract	General
Contract start date	01/08/2011
Contract end date	

18/19 Contracted general activity (UDA)	13,276
Carry forward general activity (UDA)	0
18/19 Contracted orthodontic activity (UOA)	0
Carry forward orthodontic activity (UOA)	0
Baseline contract value	£343,177.00

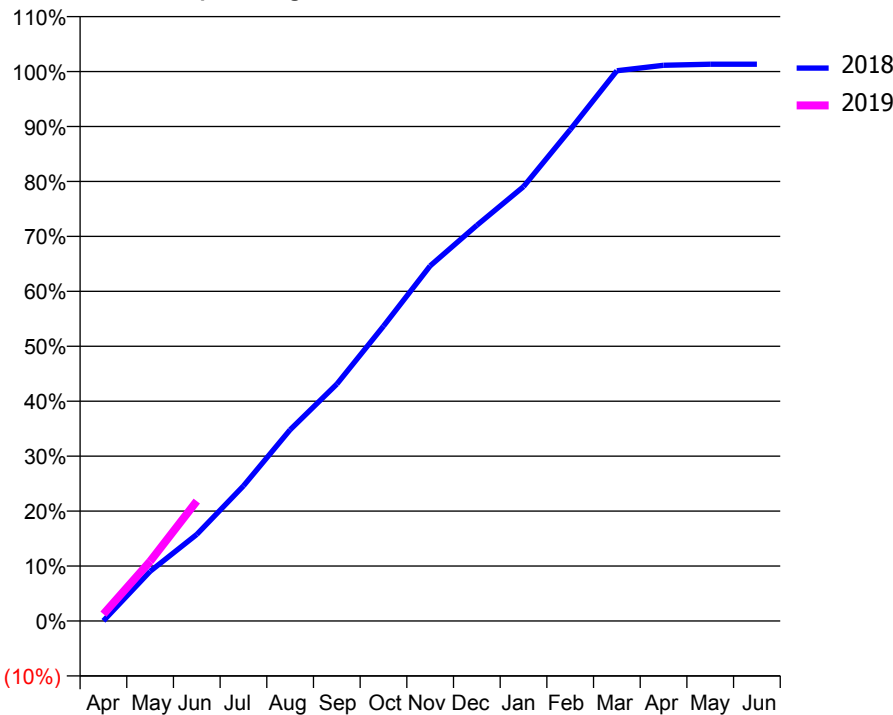
### ACCESS\*

Patients seen in 24 months	Total	Change since previous quarter
Quarter ending June 2017	5,986	
Quarter ending September 2017	6,058	→
Quarter ending December 2017	6,151	→
Quarter ending March 2018	6,115	→
Quarter ending June 2018	6,194	→
<b>Variance since June 2017</b>	<b>3.5%</b>	<b>↑</b>



### ACTIVITY

Cumulative percentage of contracted UDA delivered 2018 & 2019



Month	Adjusted Scheduled Activity (UDA)	
	2018	2019
April	5	165
May	1,202	1,440
June	2,091	2,899
July	3,266	
August	4,622	
September	5,723	
October	7,125	
November	8,580	
December	9,560	
January	10,496	
February	11,871	
March	13,295	
April	13,427	
May	13,453	
June	13,453	

### QUALITY

	Quantity	Base Number	Contract	AT	Region	England
% of FP17s for the same patient ID Re-attending within 3 months - Children	28	373	7.5%	10.6%	11.3%	11.5%
% of FP17s for the same patient ID Re-attending within 3 months - Adults	172	1,379	12.5%	14.5%	14.9%	15.4%
% of FP17s for the same patient ID Re-attending between 3 & 9 months - Children	207	373	55.5%	58.1%	60.0%	58.9%
% of FP17s for the same patient ID Re-attending between 3 & 9 months - Adults	693	1,379	50.3%	49.3%	52.6%	51.6%
% of FP17s for Band 1 Urgent Courses	135	1,545	8.7%	8.9%	7.9%	8.9%
% of FP17s Relating to Free Repair or Replacements	4	1,545	0.3%	0.7%	0.8%	0.8%
% of FP17s Relating to Continuations	2	1,545	0.1%	0.8%	0.9%	0.9%
% of Patients satisfied with the dentistry they have received	4	4	N/A	93.6%	93.2%	93.2%
% of Patients satisfied with the time they had to wait for an appointment	4	4	N/A	87.7%	89.1%	88.8%

\* This is based on patients treated on this contract for their most recent course of treatment. Figures in italics indicate the base number of FP17s or Patient Questionnaire responses are less than 100. N/A is shown where the base number of responses is less than 10 during the period. % is calculated as Quantity/Base number\*100

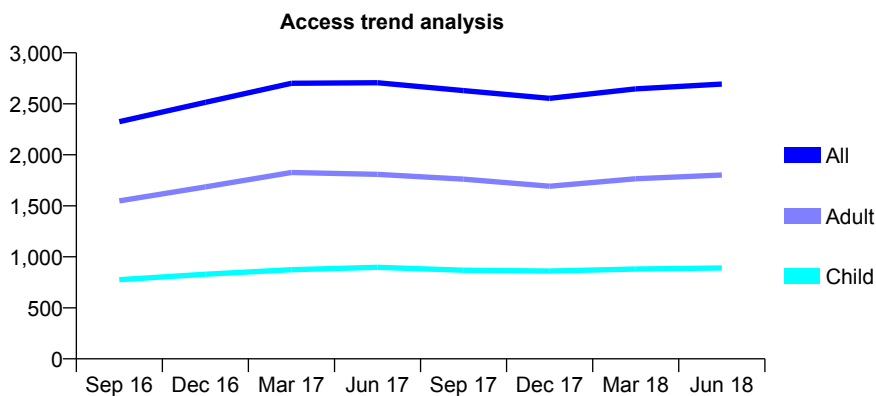
## Q58 - Vital Signs At a Glance Contract Report for 158704/0001 - June 2018

Name or company name	Ivory Dental Clinic
Contract type name	GDS Contract
Purpose of contract	General
Contract start date	01/04/2015
Contract end date	

18/19 Contracted general activity (UDA)	6,292
Carry forward general activity (UDA)	0
18/19 Contracted orthodontic activity (UOA)	0
Carry forward orthodontic activity (UOA)	0
Baseline contract value	£182,157.99

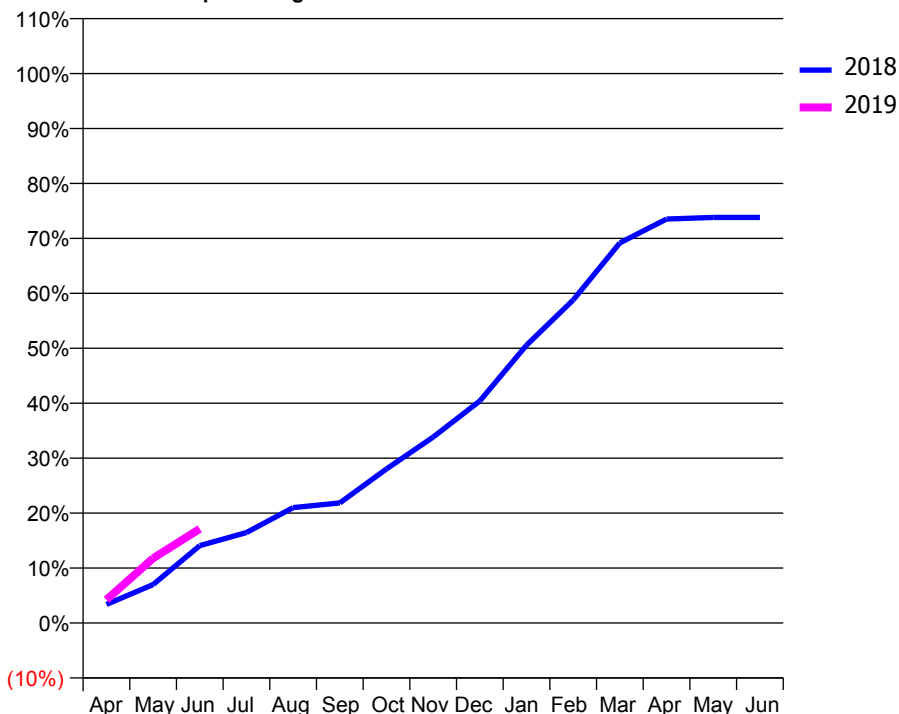
### ACCESS\*

Patients seen in 24 months	Total	Change since previous quarter
Quarter ending June 2017	2,707	
Quarter ending September 2017	2,630	↓
Quarter ending December 2017	2,553	↓
Quarter ending March 2018	2,647	↑
Quarter ending June 2018	2,693	→
<b>Variance since June 2017</b>	<b>(0.5%)</b>	→



### ACTIVITY

Cumulative percentage of contracted UDA delivered 2018 & 2019



Month	Adjusted Scheduled Activity (UDA)	
	2018	2019
April	213	267
May	441	742
June	887	1,079
July	1,036	
August	1,322	
September	1,375	
October	1,764	
November	2,130	
December	2,544	
January	3,182	
February	3,698	
March	4,352	
April	4,625	
May	4,644	
June	4,644	

### QUALITY

	Quantity	Base Number	Contract	AT	Region	England
% of FP17s for the same patient ID Re-attending within 3 months - Children	15	285	5.3%	10.6%	11.3%	11.5%
% of FP17s for the same patient ID Re-attending within 3 months - Adults	76	532	14.3%	14.5%	14.9%	15.4%
% of FP17s for the same patient ID Re-attending between 3 & 9 months - Children	97	285	34.0%	58.1%	60.0%	58.9%
% of FP17s for the same patient ID Re-attending between 3 & 9 months - Adults	172	532	32.3%	49.3%	52.6%	51.6%
% of FP17s for Band 1 Urgent Courses	38	651	5.8%	8.9%	7.9%	8.9%
% of FP17s Relating to Free Repair or Replacements	3	651	0.5%	0.7%	0.8%	0.8%
% of FP17s Relating to Continuations	16	651	2.5%	0.8%	0.9%	0.9%
% of Patients satisfied with the dentistry they have received	1	1	N/A	93.6%	93.2%	93.2%
% of Patients satisfied with the time they had to wait for an appointment	1	1	N/A	87.7%	89.1%	88.8%

\* This is based on patients treated on this contract for their most recent course of treatment. Figures in italics indicate the base number of FP17s or Patient Questionnaire responses are less than 100. N/A is shown where the base number of responses is less than 10 during the period. % is calculated as Quantity/Base number\*100

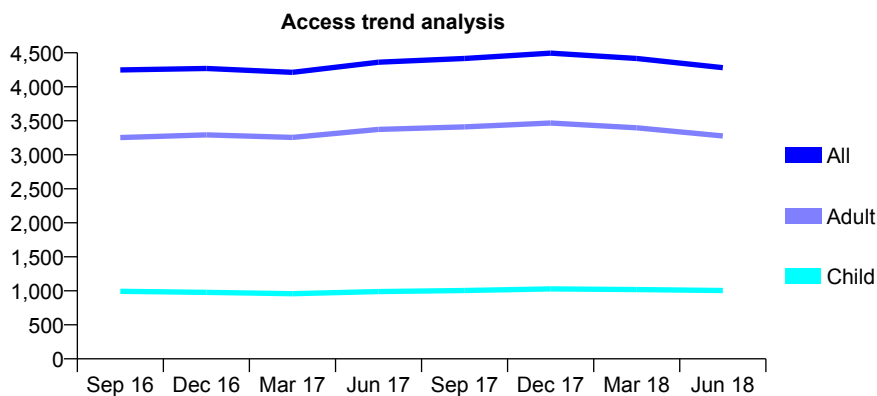
## Q58 - Vital Signs At a Glance Contract Report for 159719/0001 - June 2018

Name or company name	Stanstead Abbots Dental Care
Contract type name	GDS Contract
Purpose of contract	General
Contract start date	01/12/2008
Contract end date	

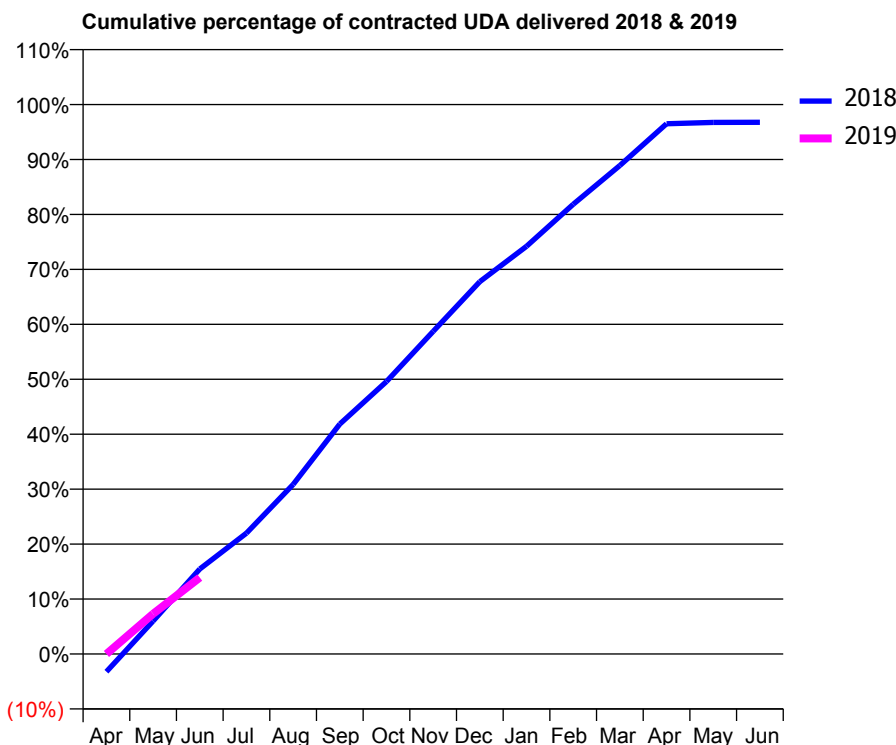
18/19 Contracted general activity (UDA)	11,336
Carry forward general activity (UDA)	0
18/19 Contracted orthodontic activity (UOA)	0
Carry forward orthodontic activity (UOA)	0
Baseline contract value	£261,818.77

### ACCESS\*

Patients seen in 24 months	Total	Change since previous quarter
Quarter ending June 2017	4,362	
Quarter ending September 2017	4,416	→
Quarter ending December 2017	4,496	→
Quarter ending March 2018	4,416	↓
Quarter ending June 2018	4,281	↓
<b>Variance since June 2017</b>	<b>(1.9%)</b>	<b>↓</b>



### ACTIVITY



Month	Adjusted Scheduled Activity (UDA)	
	2018	2019
April	-366	0
May	681	828
June	1,753	1,579
July	2,493	
August	3,498	
September	4,745	
October	5,622	
November	6,655	
December	7,681	
January	8,412	
February	9,278	
March	10,077	
April	10,940	
May	10,968	
June	10,969	

### QUALITY

	Quantity	Base Number	Contract	AT	Region	England
% of FP17s for the same patient ID Re-attending within 3 months - Children	14	419	3.3%	10.6%	11.3%	11.5%
% of FP17s for the same patient ID Re-attending within 3 months - Adults	161	1,066	15.1%	14.5%	14.9%	15.4%
% of FP17s for the same patient ID Re-attending between 3 & 9 months - Children	263	419	62.8%	58.1%	60.0%	58.9%
% of FP17s for the same patient ID Re-attending between 3 & 9 months - Adults	564	1,066	52.9%	49.3%	52.6%	51.6%
% of FP17s for Band 1 Urgent Courses	79	791	10.0%	8.9%	7.9%	8.9%
% of FP17s Relating to Free Repair or Replacements	3	791	0.4%	0.7%	0.8%	0.8%
% of FP17s Relating to Continuations	11	791	1.4%	0.8%	0.9%	0.9%
% of Patients satisfied with the dentistry they have received	2	2	N/A	93.6%	93.2%	93.2%
% of Patients satisfied with the time they had to wait for an appointment	2	2	N/A	87.7%	89.1%	88.8%

\* This is based on patients treated on this contract for their most recent course of treatment. Figures in italics indicate the base number of FP17s or Patient Questionnaire responses are less than 100. N/A is shown where the base number of responses is less than 10 during the period. % is calculated as Quantity/Base number\*100

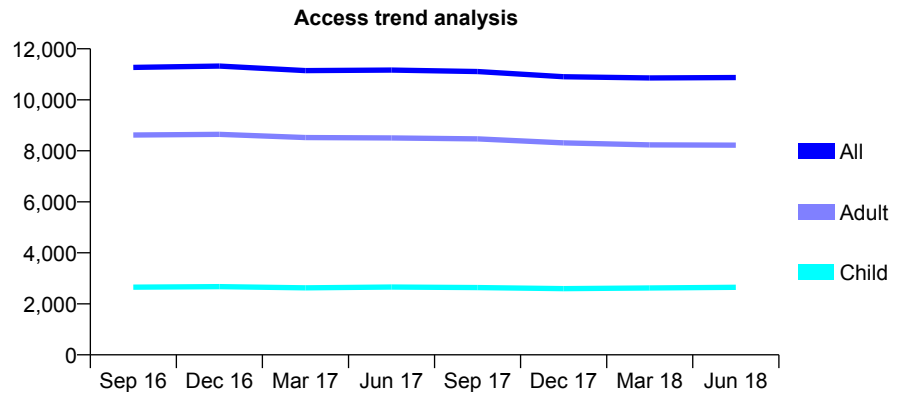
## Q58 - Vital Signs At a Glance Contract Report for 160644/0001 - June 2018

Name or company name	Mr K Hanji and Mr V Vipin
Contract type name	GDS Contract
Purpose of contract	General
Contract start date	16/07/2014
Contract end date	

18/19 Contracted general activity (UDA)	30,486
Carry forward general activity (UDA)	0
18/19 Contracted orthodontic activity (UOA)	0
Carry forward orthodontic activity (UOA)	0
Baseline contract value	£946,414.03

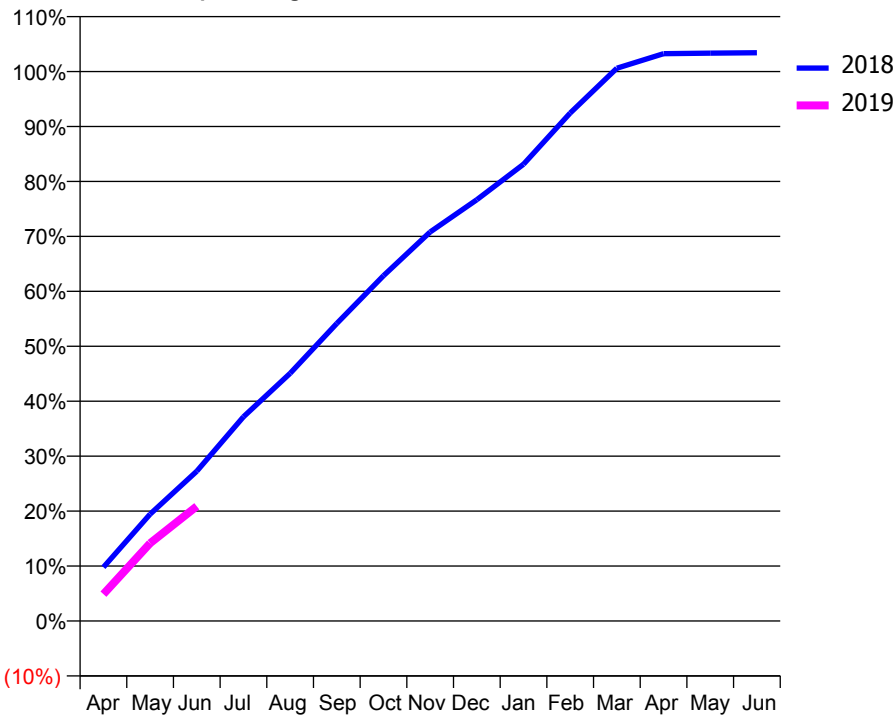
### ACCESS\*

Patients seen in 24 months	Total	Change since previous quarter
Quarter ending June 2017	11,164	
Quarter ending September 2017	11,107	→
Quarter ending December 2017	10,903	↓
Quarter ending March 2018	10,858	→
Quarter ending June 2018	10,871	→
<b>Variance since June 2017</b>	<b>(2.6%)</b>	<b>↓</b>



### ACTIVITY

Cumulative percentage of contracted UDA delivered 2018 & 2019



Month	Adjusted Scheduled Activity (UDA)	
	2018	2019
April	2,982	1,493
May	5,929	4,317
June	8,312	6,369
July	11,328	
August	13,743	
September	16,509	
October	19,159	
November	21,585	
December	23,376	
January	25,343	
February	28,181	
March	30,670	
April	31,474	
May	31,503	
June	31,530	

### QUALITY

	Quantity	Base Number	Contract	AT	Region	England
% of FP17s for the same patient ID Re-attending within 3 months - Children	72	972	7.4%	10.6%	11.3%	11.5%
% of FP17s for the same patient ID Re-attending within 3 months - Adults	231	2,544	9.1%	14.5%	14.9%	15.4%
% of FP17s for the same patient ID Re-attending between 3 & 9 months - Children	514	972	52.9%	58.1%	60.0%	58.9%
% of FP17s for the same patient ID Re-attending between 3 & 9 months - Adults	1,282	2,544	50.4%	49.3%	52.6%	51.6%
% of FP17s for Band 1 Urgent Courses	186	3,125	6.0%	8.9%	7.9%	8.9%
% of FP17s Relating to Free Repair or Replacements	8	3,125	0.3%	0.7%	0.8%	0.8%
% of FP17s Relating to Continuations	6	3,125	0.2%	0.8%	0.9%	0.9%
% of Patients satisfied with the dentistry they have received	4	4	N/A	93.6%	93.2%	93.2%
% of Patients satisfied with the time they had to wait for an appointment	3	4	N/A	87.7%	89.1%	88.8%

\* This is based on patients treated on this contract for their most recent course of treatment. Figures in italics indicate the base number of FP17s or Patient Questionnaire responses are less than 100. N/A is shown where the base number of responses is less than 10 during the period. % is calculated as Quantity/Base number\*100

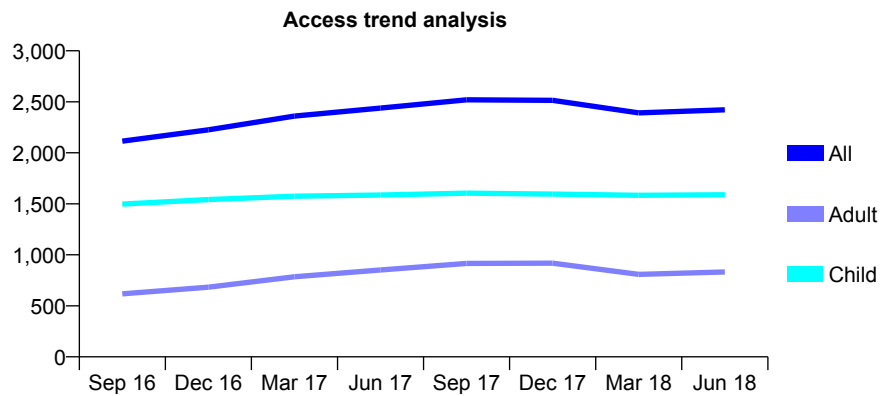
## Q58 - Vital Signs At a Glance Contract Report for 160792/0001 - June 2018

Name or company name	Oxford House Dental Practice
Contract type name	GDS Contract
Purpose of contract	General
Contract start date	02/10/2015
Contract end date	

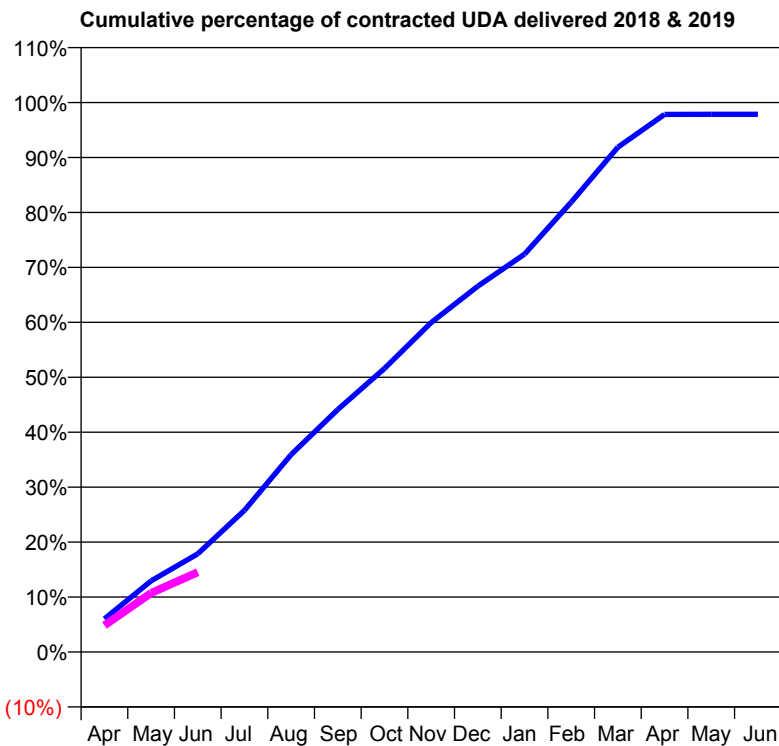
18/19 Contracted general activity (UDA)	6,000
Carry forward general activity (UDA)	0
18/19 Contracted orthodontic activity (UOA)	0
Carry forward orthodontic activity (UOA)	0
Baseline contract value	£123,567.54

### ACCESS\*

Patients seen in 24 months	Total	Change since previous quarter
Quarter ending June 2017	2,438	
Quarter ending September 2017	2,520	↑
Quarter ending December 2017	2,514	→
Quarter ending March 2018	2,392	↓
Quarter ending June 2018	2,421	→
<b>Variance since June 2017</b>	<b>(0.7%)</b>	→



### ACTIVITY



Month	Adjusted Scheduled Activity (UDA)	
	2018	2019
April	362	290
May	777	644
June	1,073	872
July	1,548	
August	2,155	
September	2,647	
October	3,096	
November	3,597	
December	3,995	
January	4,344	
February	4,911	
March	5,512	
April	5,870	
May	5,872	
June	5,872	

### QUALITY

	Quantity	Base Number	Contract	AT	Region	England
% of FP17s for the same patient ID Re-attending within 3 months - Children	28	601	4.7%	10.6%	11.3%	11.5%
% of FP17s for the same patient ID Re-attending within 3 months - Adults	22	176	12.5%	14.5%	14.9%	15.4%
% of FP17s for the same patient ID Re-attending between 3 & 9 months - Children	467	601	77.7%	58.1%	60.0%	58.9%
% of FP17s for the same patient ID Re-attending between 3 & 9 months - Adults	76	176	43.2%	49.3%	52.6%	51.6%
% of FP17s for Band 1 Urgent Courses	20	616	3.2%	8.9%	7.9%	8.9%
% of FP17s Relating to Free Repair or Replacements	0	616	0.0%	0.7%	0.8%	0.8%
% of FP17s Relating to Continuations	1	616	0.2%	0.8%	0.9%	0.9%
% of Patients satisfied with the dentistry they have received	0	0	N/A	93.6%	93.2%	93.2%
% of Patients satisfied with the time they had to wait for an appointment	0	0	N/A	87.7%	89.1%	88.8%

\* This is based on patients treated on this contract for their most recent course of treatment. Figures in italics indicate the base number of FP17s or Patient Questionnaire responses are less than 100. N/A is shown where the base number of responses is less than 10 during the period. % is calculated as Quantity/Base number\*100

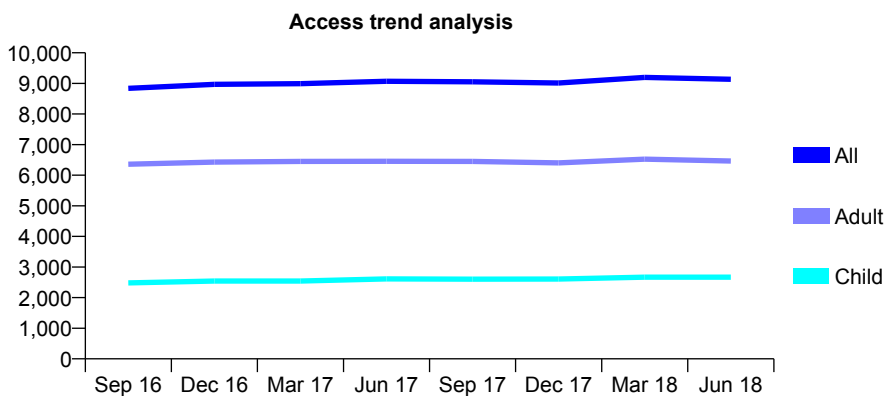
## Q58 - Vital Signs At a Glance Contract Report for 160873/0001 - June 2018

Name or company name	Bramingham Dental Clinic
Contract type name	GDS Contract
Purpose of contract	General
Contract start date	01/05/2010
Contract end date	

18/19 Contracted general activity (UDA)	26,015
Carry forward general activity (UDA)	0
18/19 Contracted orthodontic activity (UOA)	0
Carry forward orthodontic activity (UOA)	0
Baseline contract value	£723,360.01

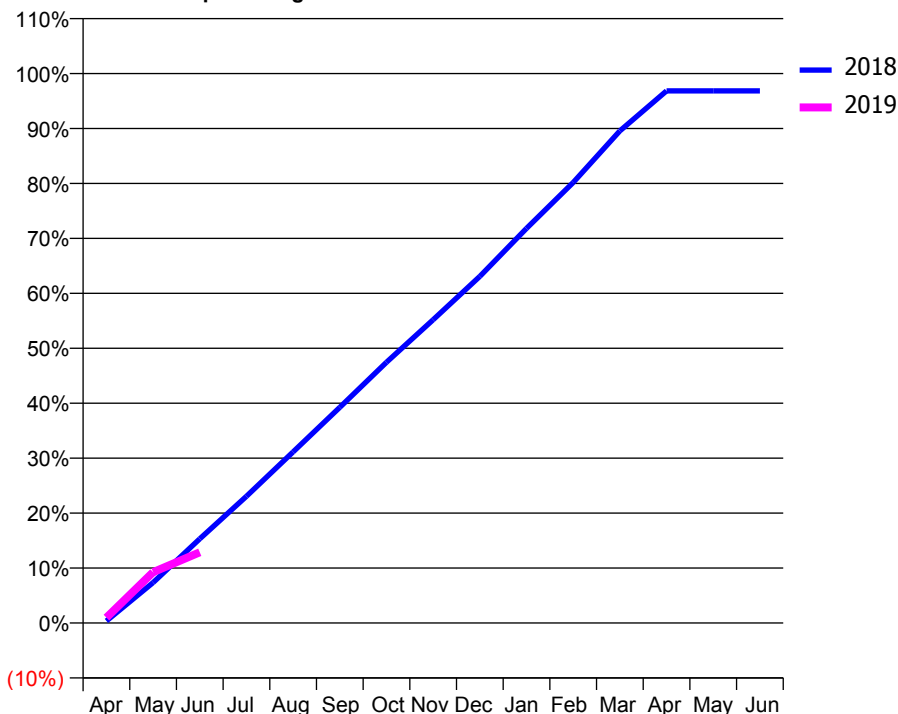
### ACCESS\*

Patients seen in 24 months	Total	Change since previous quarter
Quarter ending June 2017	9,068	
Quarter ending September 2017	9,054	→
Quarter ending December 2017	9,011	→
Quarter ending March 2018	9,197	↑
Quarter ending June 2018	9,134	→
<b>Variance since June 2017</b>	<b>0.7%</b>	<b>→</b>



### ACTIVITY

Cumulative percentage of contracted UDA delivered 2018 & 2019



Month	Adjusted Scheduled Activity (UDA)	
	2018	2019
April	99	254
May	1,915	2,411
June	3,984	3,351
July	6,003	
August	8,101	
September	10,212	
October	12,346	
November	14,360	
December	16,413	
January	18,685	
February	20,853	
March	23,298	
April	25,194	
May	25,195	
June	25,195	

### QUALITY

	Quantity	Base Number	Contract	AT	Region	England
% of FP17s for the same patient ID Re-attending within 3 months - Children	59	832	7.1%	10.6%	11.3%	11.5%
% of FP17s for the same patient ID Re-attending within 3 months - Adults	271	1,818	14.9%	14.5%	14.9%	15.4%
% of FP17s for the same patient ID Re-attending between 3 & 9 months - Children	446	832	53.6%	58.1%	60.0%	58.9%
% of FP17s for the same patient ID Re-attending between 3 & 9 months - Adults	937	1,818	51.5%	49.3%	52.6%	51.6%
% of FP17s for Band 1 Urgent Courses	218	1,793	12.2%	8.9%	7.9%	8.9%
% of FP17s Relating to Free Repair or Replacements	24	1,793	1.3%	0.7%	0.8%	0.8%
% of FP17s Relating to Continuations	16	1,793	0.9%	0.8%	0.9%	0.9%
% of Patients satisfied with the dentistry they have received	6	6	N/A	93.6%	93.2%	93.2%
% of Patients satisfied with the time they had to wait for an appointment	6	6	N/A	87.7%	89.1%	88.8%

\* This is based on patients treated on this contract for their most recent course of treatment. Figures in italics indicate the base number of FP17s or Patient Questionnaire responses are less than 100. N/A is shown where the base number of responses is less than 10 during the period. % is calculated as Quantity/Base number\*100

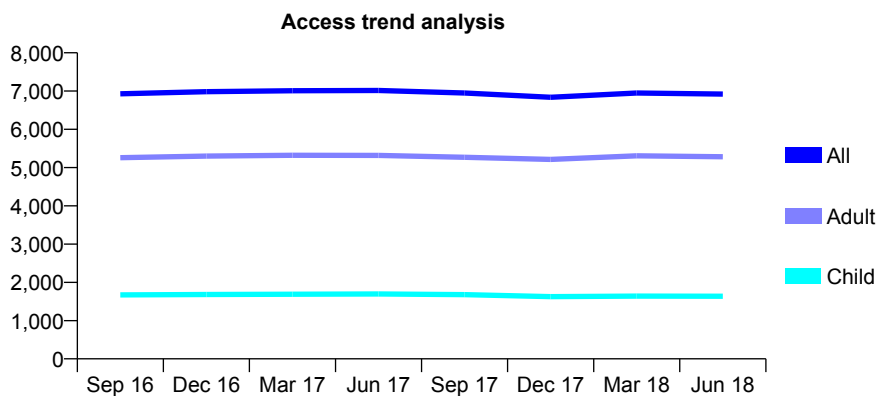
## Q58 - Vital Signs At a Glance Contract Report for 162051/0001 - June 2018

Name or company name	Much Hadham Dental Care Limited
Contract type name	GDS Contract
Purpose of contract	General
Contract start date	01/05/2009
Contract end date	

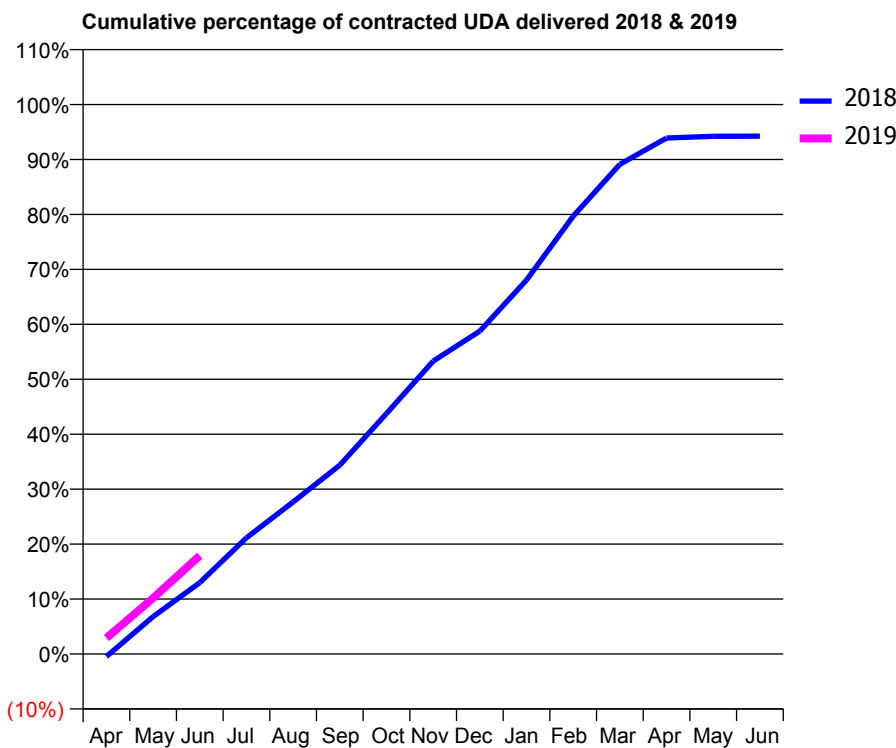
18/19 Contracted general activity (UDA)	19,191
Carry forward general activity (UDA)	0
18/19 Contracted orthodontic activity (UOA)	0
Carry forward orthodontic activity (UOA)	0
Baseline contract value	£437,504.06

### ACCESS\*

Patients seen in 24 months	Total	Change since previous quarter
Quarter ending June 2017	7,015	
Quarter ending September 2017	6,950	→
Quarter ending December 2017	6,839	↓
Quarter ending March 2018	6,949	→
Quarter ending June 2018	6,921	→
<b>Variance since June 2017</b>	<b>(1.3%)</b>	<b>↓</b>



### ACTIVITY



Month	Adjusted Scheduled Activity (UDA)	
	2018	2019
April	-92	559
May	1,304	1,953
June	2,493	3,440
July	4,060	
August	5,311	
September	6,597	
October	8,400	
November	10,231	
December	11,275	
January	13,060	
February	15,291	
March	17,104	
April	18,023	
May	18,081	
June	18,086	

### QUALITY

	Quantity	Base Number	Contract	AT	Region	England
% of FP17s for the same patient ID Re-attending within 3 months - Children	29	619	4.7%	10.6%	11.3%	11.5%
% of FP17s for the same patient ID Re-attending within 3 months - Adults	291	1,816	16.0%	14.5%	14.9%	15.4%
% of FP17s for the same patient ID Re-attending between 3 & 9 months - Children	400	619	64.6%	58.1%	60.0%	58.9%
% of FP17s for the same patient ID Re-attending between 3 & 9 months - Adults	969	1,816	53.4%	49.3%	52.6%	51.6%
% of FP17s for Band 1 Urgent Courses	175	2,013	8.7%	8.9%	7.9%	8.9%
% of FP17s Relating to Free Repair or Replacements	24	2,013	1.2%	0.7%	0.8%	0.8%
% of FP17s Relating to Continuations	20	2,013	1.0%	0.8%	0.9%	0.9%
% of Patients satisfied with the dentistry they have received	3	3	N/A	93.6%	93.2%	93.2%
% of Patients satisfied with the time they had to wait for an appointment	3	3	N/A	87.7%	89.1%	88.8%

\* This is based on patients treated on this contract for their most recent course of treatment. Figures in italics indicate the base number of FP17s or Patient Questionnaire responses are less than 100. N/A is shown where the base number of responses is less than 10 during the period. % is calculated as Quantity/Base number\*100

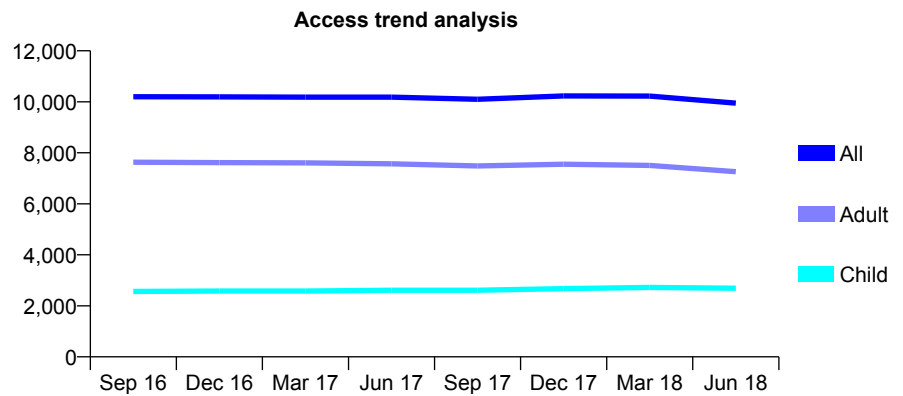
## Q58 - Vital Signs At a Glance Contract Report for 162167/0001 - June 2018

Name or company name	A Gatrads Dental Surgey
Contract type name	GDS Contract
Purpose of contract	General
Contract start date	01/04/2011
Contract end date	

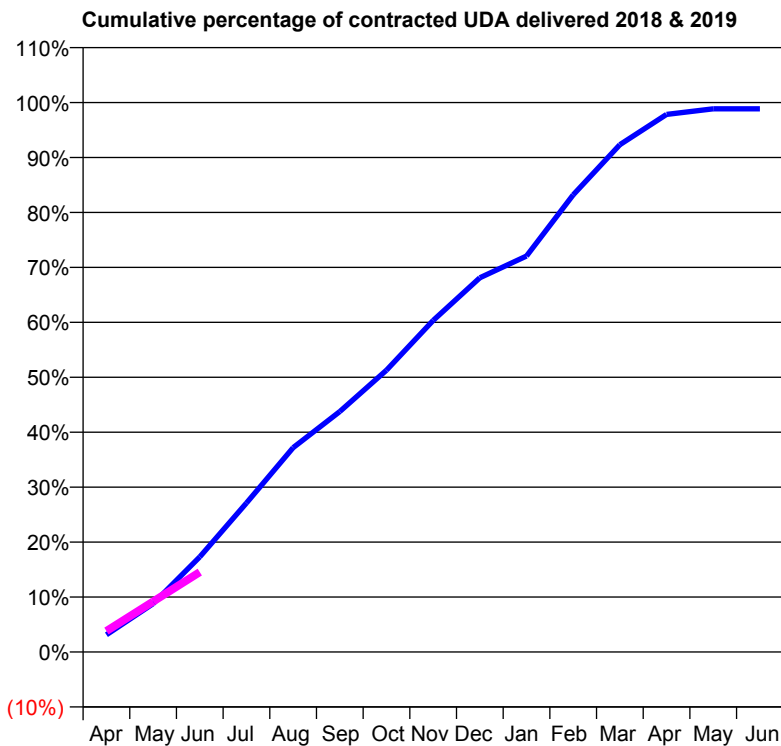
18/19 Contracted general activity (UDA)	28,325
Carry forward general activity (UDA)	0
18/19 Contracted orthodontic activity (UOA)	0
Carry forward orthodontic activity (UOA)	0
Baseline contract value	£718,937.36

### ACCESS\*

Patients seen in 24 months	Total	Change since previous quarter
Quarter ending June 2017	10,183	
Quarter ending September 2017	10,099	→
Quarter ending December 2017	10,232	→
Quarter ending March 2018	10,227	→
Quarter ending June 2018	9,949	↓
<b>Variance since June 2017</b>	<b>(2.3%)</b>	<b>↓</b>



### ACTIVITY



Month	Adjusted Scheduled Activity (UDA)	
	2018	2019
April	888	1,080
May	2,492	2,605
June	4,904	4,121
July	7,679	
August	10,536	
September	12,395	
October	14,529	
November	17,094	
December	19,288	
January	20,409	
February	23,563	
March	26,151	
April	27,713	
May	27,999	
June	27,999	

### QUALITY

	Quantity	Base Number	Contract	AT	Region	England
% of FP17s for the same patient ID Re-attending within 3 months - Children	60	829	7.2%	10.6%	11.3%	11.5%
% of FP17s for the same patient ID Re-attending within 3 months - Adults	294	1,938	15.2%	14.5%	14.9%	15.4%
% of FP17s for the same patient ID Re-attending between 3 & 9 months - Children	422	829	50.9%	58.1%	60.0%	58.9%
% of FP17s for the same patient ID Re-attending between 3 & 9 months - Adults	866	1,938	44.7%	49.3%	52.6%	51.6%
% of FP17s for Band 1 Urgent Courses	237	2,281	10.4%	8.9%	7.9%	8.9%
% of FP17s Relating to Free Repair or Replacements	8	2,281	0.4%	0.7%	0.8%	0.8%
% of FP17s Relating to Continuations	36	2,281	1.6%	0.8%	0.9%	0.9%
% of Patients satisfied with the dentistry they have received	8	8	N/A	93.6%	93.2%	93.2%
% of Patients satisfied with the time they had to wait for an appointment	7	8	N/A	87.7%	89.1%	88.8%

\* This is based on patients treated on this contract for their most recent course of treatment. Figures in italics indicate the base number of FP17s or Patient Questionnaire responses are less than 100. N/A is shown where the base number of responses is less than 10 during the period. % is calculated as Quantity/Base number\*100



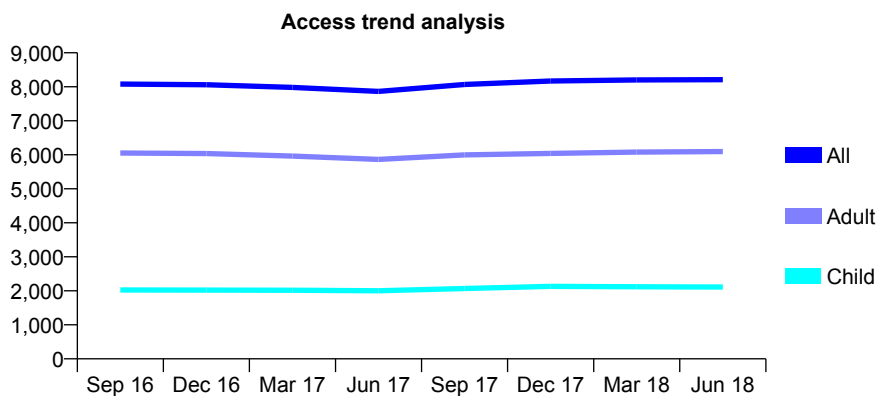
## Q58 - Vital Signs At a Glance Contract Report for 163473/0001 - June 2018

Name or company name	Kettering Central Dental Practice
Contract type name	GDS Contract
Purpose of contract	General
Contract start date	05/10/2012
Contract end date	

18/19 Contracted general activity (UDA)	23,018
Carry forward general activity (UDA)	0
18/19 Contracted orthodontic activity (UOA)	0
Carry forward orthodontic activity (UOA)	0
Baseline contract value	£810,512.93

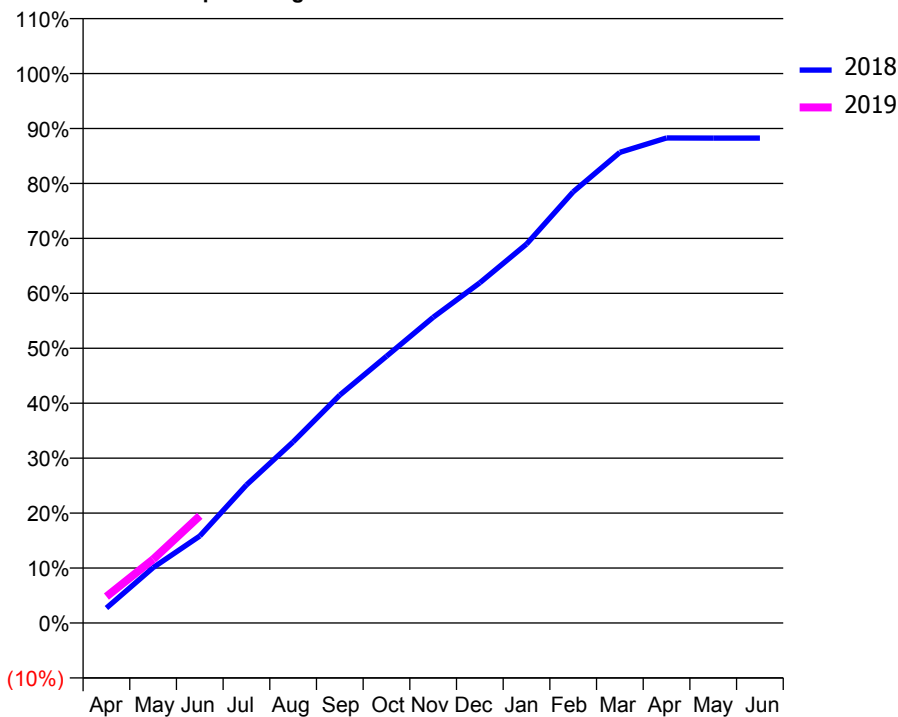
### ACCESS\*

Patients seen in 24 months	Total	Change since previous quarter
Quarter ending June 2017	7,866	
Quarter ending September 2017	8,067	↑
Quarter ending December 2017	8,171	→
Quarter ending March 2018	8,200	→
Quarter ending June 2018	8,211	→
<b>Variance since June 2017</b>	<b>4.4%</b>	<b>↑</b>



### ACTIVITY

Cumulative percentage of contracted UDA delivered 2018 & 2019



Month	Adjusted Scheduled Activity (UDA)	
	2018	2019
April	631	1,109
May	2,321	2,667
June	3,642	4,489
July	5,782	
August	7,590	
September	9,551	
October	11,175	
November	12,805	
December	14,249	
January	15,872	
February	18,061	
March	19,715	
April	20,316	
May	20,312	
June	20,312	

### QUALITY

	Quantity	Base Number	Contract	AT	Region	England
% of FP17s for the same patient ID Re-attending within 3 months - Children	47	678	6.9%	10.6%	11.3%	11.5%
% of FP17s for the same patient ID Re-attending within 3 months - Adults	171	1,611	10.6%	14.5%	14.9%	15.4%
% of FP17s for the same patient ID Re-attending between 3 & 9 months - Children	340	678	50.1%	58.1%	60.0%	58.9%
% of FP17s for the same patient ID Re-attending between 3 & 9 months - Adults	568	1,611	35.3%	49.3%	52.6%	51.6%
% of FP17s for Band 1 Urgent Courses	96	2,017	4.8%	8.9%	7.9%	8.9%
% of FP17s Relating to Free Repair or Replacements	14	2,017	0.7%	0.7%	0.8%	0.8%
% of FP17s Relating to Continuations	26	2,017	1.3%	0.8%	0.9%	0.9%
% of Patients satisfied with the dentistry they have received	6	7	N/A	93.6%	93.2%	93.2%
% of Patients satisfied with the time they had to wait for an appointment	6	7	N/A	87.7%	89.1%	88.8%

\* This is based on patients treated on this contract for their most recent course of treatment. Figures in italics indicate the base number of FP17s or Patient Questionnaire responses are less than 100. N/A is shown where the base number of responses is less than 10 during the period. % is calculated as Quantity/Base number\*100

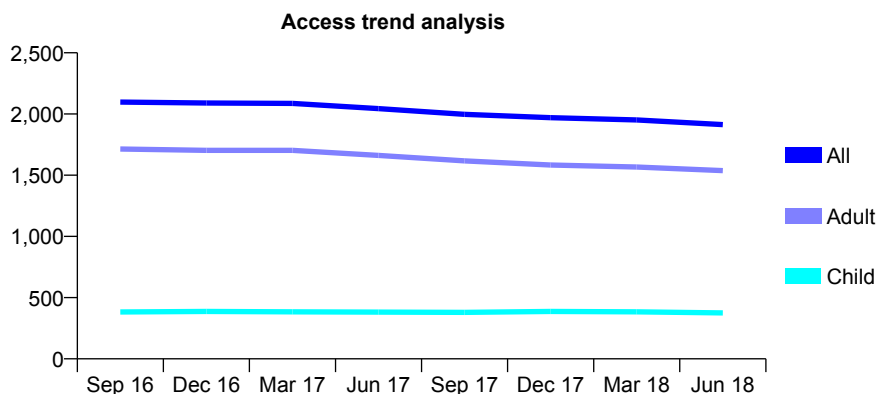
## Q58 - Vital Signs At a Glance Contract Report for 164585/0001 - June 2018

Name or company name	MR A MCGREGOR AND DR M MOKHTAR
Contract type name	GDS Contract
Purpose of contract	General
Contract start date	01/04/2007
Contract end date	

18/19 Contracted general activity (UDA)	6,316
Carry forward general activity (UDA)	0
18/19 Contracted orthodontic activity (UOA)	0
Carry forward orthodontic activity (UOA)	0
Baseline contract value	£140,915.52

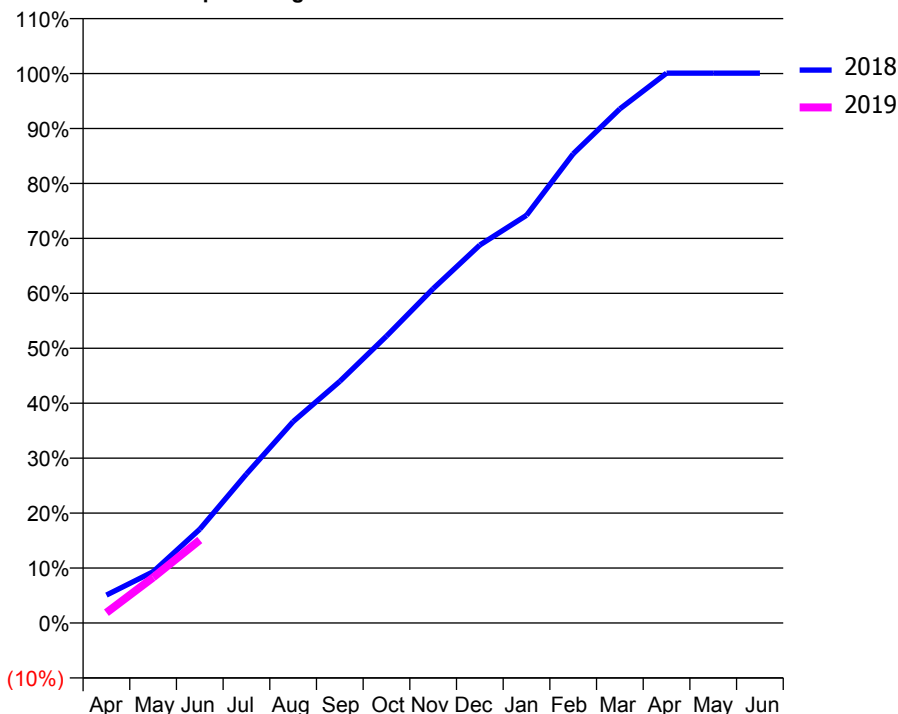
### ACCESS\*

Patients seen in 24 months	Total	Change since previous quarter
Quarter ending June 2017	2,044	
Quarter ending September 2017	1,997	↓
Quarter ending December 2017	1,970	↓
Quarter ending March 2018	1,951	→
Quarter ending June 2018	1,913	↓
<b>Variance since June 2017</b>	<b>(6.4%)</b>	<b>↓</b>



### ACTIVITY

Cumulative percentage of contracted UDA delivered 2018 & 2019



Month	Adjusted Scheduled Activity (UDA)	
	2018	2019
April	322	119
May	589	524
June	1,079	954
July	1,713	
August	2,315	
September	2,778	
October	3,298	
November	3,844	
December	4,344	
January	4,686	
February	5,393	
March	5,909	
April	6,321	
May	6,321	
June	6,321	

### QUALITY

	Quantity	Base Number	Contract	AT	Region	England
% of FP17s for the same patient ID Re-attending within 3 months - Children	3	112	2.7%	10.6%	11.3%	11.5%
% of FP17s for the same patient ID Re-attending within 3 months - Adults	81	577	14.0%	14.5%	14.9%	15.4%
% of FP17s for the same patient ID Re-attending between 3 & 9 months - Children	73	112	65.2%	58.1%	60.0%	58.9%
% of FP17s for the same patient ID Re-attending between 3 & 9 months - Adults	385	577	66.7%	49.3%	52.6%	51.6%
% of FP17s for Band 1 Urgent Courses	11	514	2.1%	8.9%	7.9%	8.9%
% of FP17s Relating to Free Repair or Replacements	11	514	2.1%	0.7%	0.8%	0.8%
% of FP17s Relating to Continuations	3	514	0.6%	0.8%	0.9%	0.9%
% of Patients satisfied with the dentistry they have received	5	5	N/A	93.6%	93.2%	93.2%
% of Patients satisfied with the time they had to wait for an appointment	5	5	N/A	87.7%	89.1%	88.8%

\* This is based on patients treated on this contract for their most recent course of treatment. Figures in italics indicate the base number of FP17s or Patient Questionnaire responses are less than 100. N/A is shown where the base number of responses is less than 10 during the period. % is calculated as Quantity/Base number\*100

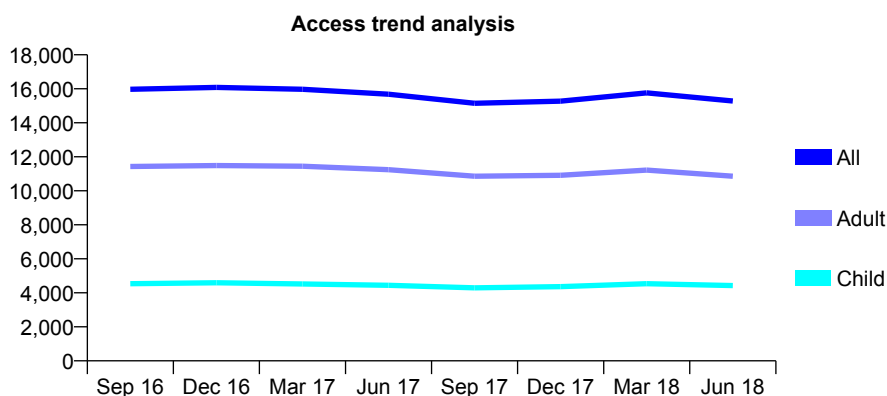
## Q58 - Vital Signs At a Glance Contract Report for 164593/0001 - June 2018

Name or company name	Dental Suite Ltd
Contract type name	GDS Contract
Purpose of contract	General
Contract start date	01/04/2007
Contract end date	

18/19 Contracted general activity (UDA)	37,656
Carry forward general activity (UDA)	0
18/19 Contracted orthodontic activity (UOA)	0
Carry forward orthodontic activity (UOA)	0
Baseline contract value	£915,074.79

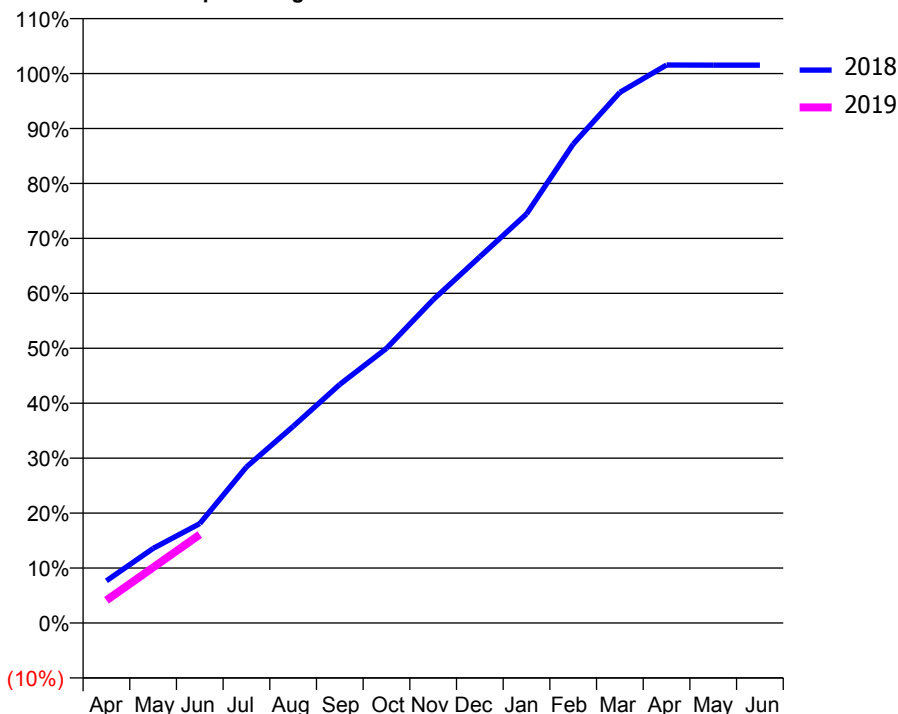
### ACCESS\*

Patients seen in 24 months	Total	Change since previous quarter
Quarter ending June 2017	15,682	
Quarter ending September 2017	15,151	↓
Quarter ending December 2017	15,275	→
Quarter ending March 2018	15,760	↑
Quarter ending June 2018	15,280	↓
<b>Variance since June 2017</b>	<b>(2.6%)</b>	<b>↓</b>



### ACTIVITY

Cumulative percentage of contracted UDA delivered 2018 & 2019



Month	Adjusted Scheduled Activity (UDA)	
	2018	2019
April	2,895	1,559
May	5,109	3,805
June	6,813	6,059
July	10,694	
August	13,471	
September	16,348	
October	18,820	
November	22,159	
December	25,096	
January	28,030	
February	32,816	
March	36,367	
April	38,240	
May	38,230	
June	38,227	

### QUALITY

	Quantity	Base Number	Contract	AT	Region	England
% of FP17s for the same patient ID Re-attending within 3 months - Children	117	1,377	8.5%	10.6%	11.3%	11.5%
% of FP17s for the same patient ID Re-attending within 3 months - Adults	313	2,858	11.0%	14.5%	14.9%	15.4%
% of FP17s for the same patient ID Re-attending between 3 & 9 months - Children	875	1,377	63.5%	58.1%	60.0%	58.9%
% of FP17s for the same patient ID Re-attending between 3 & 9 months - Adults	1,863	2,858	65.2%	49.3%	52.6%	51.6%
% of FP17s for Band 1 Urgent Courses	195	3,404	5.7%	8.9%	7.9%	8.9%
% of FP17s Relating to Free Repair or Replacements	9	3,404	0.3%	0.7%	0.8%	0.8%
% of FP17s Relating to Continuations	3	3,404	0.1%	0.8%	0.9%	0.9%
% of Patients satisfied with the dentistry they have received	6	7	N/A	93.6%	93.2%	93.2%
% of Patients satisfied with the time they had to wait for an appointment	6	7	N/A	87.7%	89.1%	88.8%

\* This is based on patients treated on this contract for their most recent course of treatment. Figures in italics indicate the base number of FP17s or Patient Questionnaire responses are less than 100. N/A is shown where the base number of responses is less than 10 during the period. % is calculated as Quantity/Base number\*100

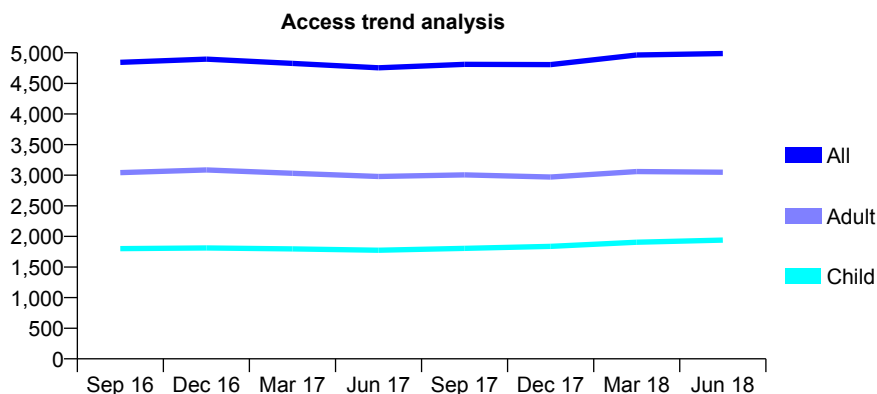
## Q58 - Vital Signs At a Glance Contract Report for 165034/0001 - June 2018

Name or company name	Ross, Hirschowitz & Videlefsky
Contract type name	GDS Contract
Purpose of contract	General
Contract start date	01/04/2009
Contract end date	

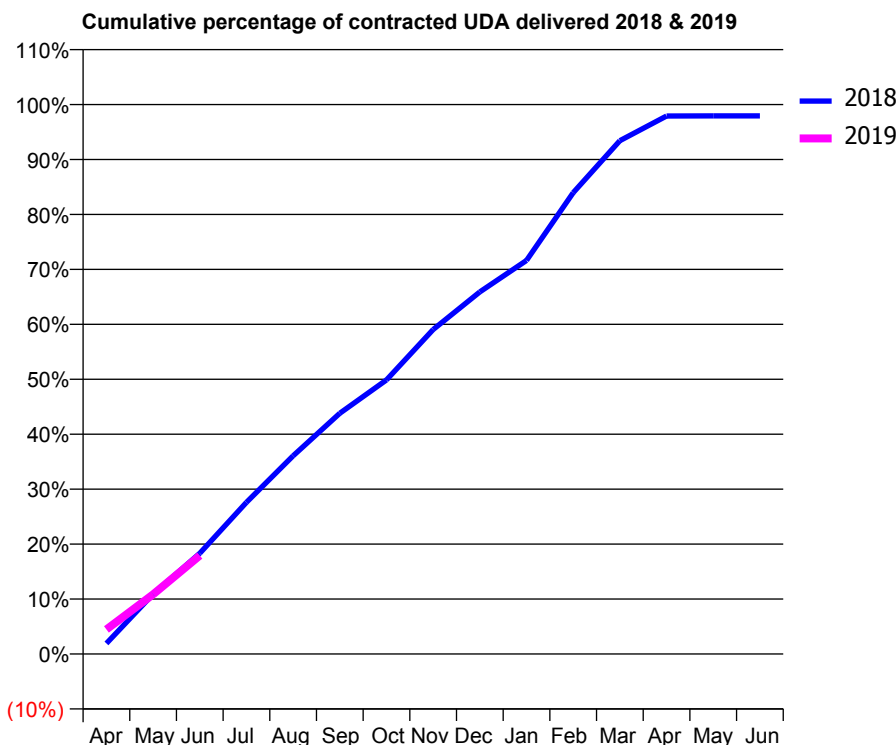
18/19 Contracted general activity (UDA)	12,500
Carry forward general activity (UDA)	0
18/19 Contracted orthodontic activity (UOA)	0
Carry forward orthodontic activity (UOA)	0
Baseline contract value	£301,267.74

### ACCESS\*

Patients seen in 24 months	Total	Change since previous quarter
Quarter ending June 2017	4,754	
Quarter ending September 2017	4,811	→
Quarter ending December 2017	4,808	→
Quarter ending March 2018	4,964	↑
Quarter ending June 2018	4,987	→
<b>Variance since June 2017</b>	<b>4.9%</b>	<b>↑</b>



### ACTIVITY



Month	Adjusted Scheduled Activity (UDA)	
	2018	2019
April	240	559
May	1,362	1,357
June	2,293	2,240
July	3,450	
August	4,510	
September	5,476	
October	6,236	
November	7,381	
December	8,236	
January	8,952	
February	10,493	
March	11,676	
April	12,239	
May	12,242	
June	12,241	

### QUALITY

	Quantity	Base Number	Contract	AT	Region	England
% of FP17s for the same patient ID Re-attending within 3 months - Children	92	845	10.9%	10.6%	11.3%	11.5%
% of FP17s for the same patient ID Re-attending within 3 months - Adults	111	846	13.1%	14.5%	14.9%	15.4%
% of FP17s for the same patient ID Re-attending between 3 & 9 months - Children	545	845	64.5%	58.1%	60.0%	58.9%
% of FP17s for the same patient ID Re-attending between 3 & 9 months - Adults	439	846	51.9%	49.3%	52.6%	51.6%
% of FP17s for Band 1 Urgent Courses	109	1,384	7.9%	8.9%	7.9%	8.9%
% of FP17s Relating to Free Repair or Replacements	4	1,384	0.3%	0.7%	0.8%	0.8%
% of FP17s Relating to Continuations	9	1,384	0.7%	0.8%	0.9%	0.9%
% of Patients satisfied with the dentistry they have received	2	2	N/A	93.6%	93.2%	93.2%
% of Patients satisfied with the time they had to wait for an appointment	2	2	N/A	87.7%	89.1%	88.8%

\* This is based on patients treated on this contract for their most recent course of treatment. Figures in italics indicate the base number of FP17s or Patient Questionnaire responses are less than 100. N/A is shown where the base number of responses is less than 10 during the period. % is calculated as Quantity/Base number\*100

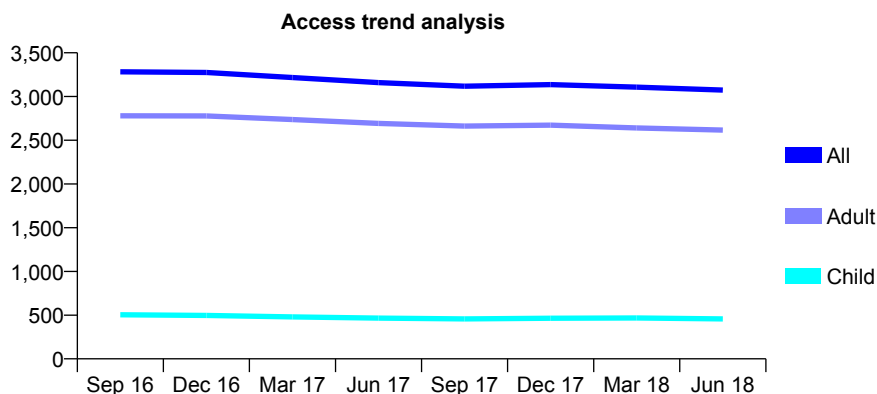
## Q58 - Vital Signs At a Glance Contract Report for 165220/0001 - June 2018

Name or company name	Beech Hill Dental Practice Limited
Contract type name	GDS Contract
Purpose of contract	General
Contract start date	01/10/2010
Contract end date	

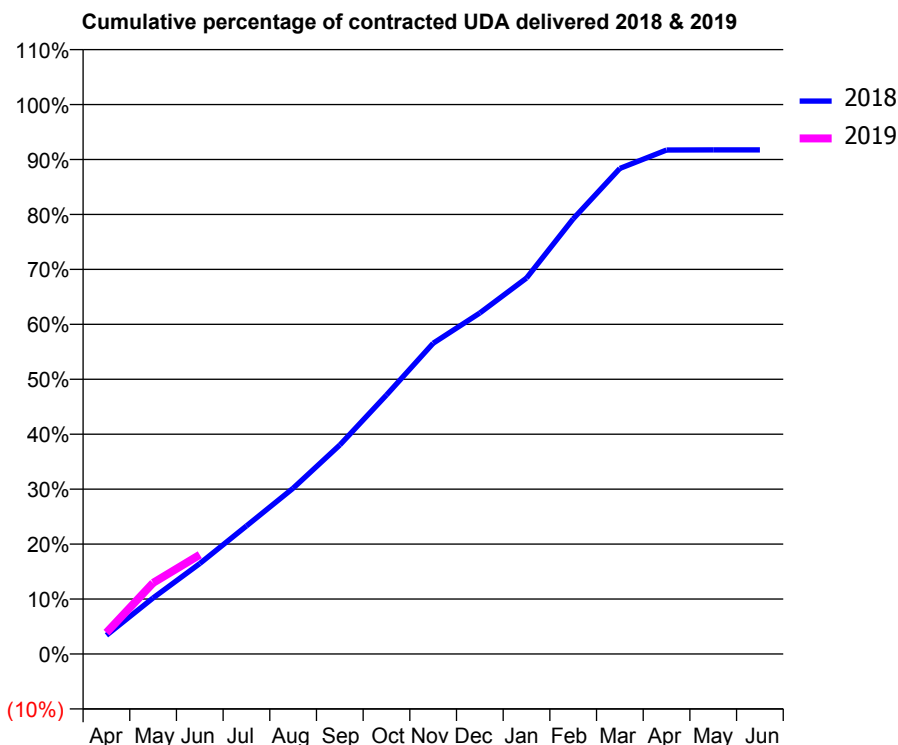
18/19 Contracted general activity (UDA)	11,000
Carry forward general activity (UDA)	0
18/19 Contracted orthodontic activity (UOA)	0
Carry forward orthodontic activity (UOA)	0
Baseline contract value	£275,699.60

### ACCESS\*

Patients seen in 24 months	Total	Change since previous quarter
Quarter ending June 2017	3,159	
Quarter ending September 2017	3,118	↓
Quarter ending December 2017	3,137	→
Quarter ending March 2018	3,108	→
Quarter ending June 2018	3,073	↓
<b>Variance since June 2017</b>	<b>(2.7%)</b>	<b>↓</b>



### ACTIVITY



Month	Adjusted Scheduled Activity (UDA)	
	2018	2019
April	374	427
May	1,122	1,423
June	1,811	1,987
July	2,564	
August	3,319	
September	4,184	
October	5,185	
November	6,221	
December	6,827	
January	7,526	
February	8,710	
March	9,720	
April	10,088	
May	10,092	
June	10,092	

### QUALITY

	Quantity	Base Number	Contract	AT	Region	England
% of FP17s for the same patient ID Re-attending within 3 months - Children	11	121	9.1%	10.6%	11.3%	11.5%
% of FP17s for the same patient ID Re-attending within 3 months - Adults	87	596	14.6%	14.5%	14.9%	15.4%
% of FP17s for the same patient ID Re-attending between 3 & 9 months - Children	38	121	31.4%	58.1%	60.0%	58.9%
% of FP17s for the same patient ID Re-attending between 3 & 9 months - Adults	198	596	33.2%	49.3%	52.6%	51.6%
% of FP17s for Band 1 Urgent Courses	67	616	10.9%	8.9%	7.9%	8.9%
% of FP17s Relating to Free Repair or Replacements	1	616	0.2%	0.7%	0.8%	0.8%
% of FP17s Relating to Continuations	4	616	0.6%	0.8%	0.9%	0.9%
% of Patients satisfied with the dentistry they have received	8	9	N/A	93.6%	93.2%	93.2%
% of Patients satisfied with the time they had to wait for an appointment	7	9	N/A	87.7%	89.1%	88.8%

\* This is based on patients treated on this contract for their most recent course of treatment. Figures in italics indicate the base number of FP17s or Patient Questionnaire responses are less than 100. N/A is shown where the base number of responses is less than 10 during the period. % is calculated as Quantity/Base number\*100

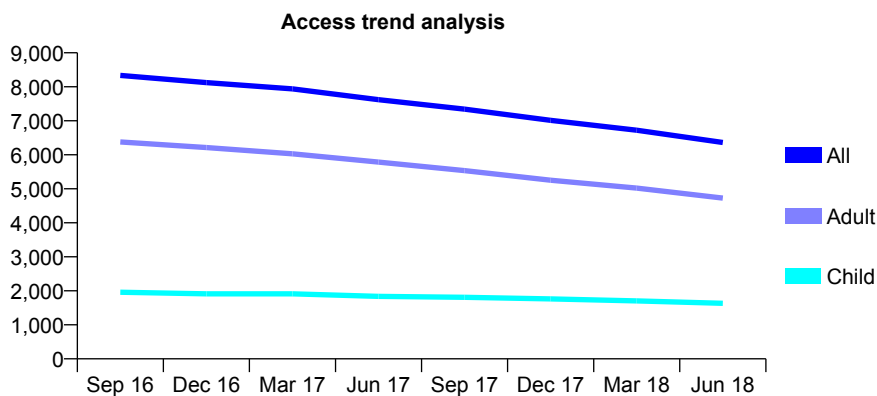
## Q58 - Vital Signs At a Glance Contract Report for 167045/0001 - June 2018

Name or company name	QUALITY DENTAL CARE LIMITED
Contract type name	GDS Contract
Purpose of contract	General and Orthodontic
Contract start date	05/02/2008
Contract end date	

18/19 Contracted general activity (UDA)	18,500
Carry forward general activity (UDA)	0
18/19 Contracted orthodontic activity (UOA)	4,389
Carry forward orthodontic activity (UOA)	0
Baseline contract value	£708,904.14

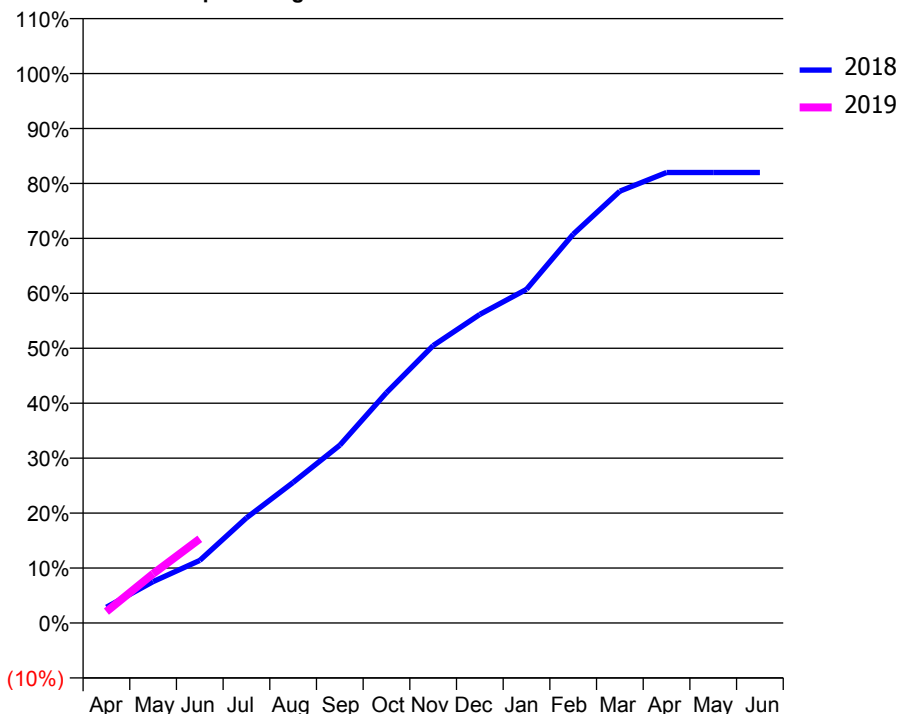
### ACCESS\*

Patients seen in 24 months	Total	Change since previous quarter
Quarter ending June 2017	7,623	
Quarter ending September 2017	7,344	↓
Quarter ending December 2017	7,015	↓
Quarter ending March 2018	6,724	↓
Quarter ending June 2018	6,361	↓
<b>Variance since June 2017</b>	<b>(16.6%)</b>	<b>↓</b>



### ACTIVITY

Cumulative percentage of contracted UDA delivered 2018 & 2019



Month	Adjusted Scheduled Activity (UDA)	
	2018	2019
April	530	385
May	1,394	1,657
June	2,106	2,834
July	3,542	
August	4,733	
September	5,985	
October	7,754	
November	9,339	
December	10,392	
January	11,233	
February	13,089	
March	14,537	
April	15,167	
May	15,166	
June	15,166	

### QUALITY

	Quantity	Base Number	Contract	AT	Region	England
% of FP17s for the same patient ID Re-attending within 3 months - Children	38	578	6.6%	10.6%	11.3%	11.5%
% of FP17s for the same patient ID Re-attending within 3 months - Adults	200	1,112	18.0%	14.5%	14.9%	15.4%
% of FP17s for the same patient ID Re-attending between 3 & 9 months - Children	179	578	31.0%	58.1%	60.0%	58.9%
% of FP17s for the same patient ID Re-attending between 3 & 9 months - Adults	478	1,112	43.0%	49.3%	52.6%	51.6%
% of FP17s for Band 1 Urgent Courses	103	1,223	8.4%	8.9%	7.9%	8.9%
% of FP17s Relating to Free Repair or Replacements	27	1,223	2.2%	0.7%	0.8%	0.8%
% of FP17s Relating to Continuations	5	1,223	0.4%	0.8%	0.9%	0.9%
% of Patients satisfied with the dentistry they have received	7	8	N/A	93.6%	93.2%	93.2%
% of Patients satisfied with the time they had to wait for an appointment	5	8	N/A	87.7%	89.1%	88.8%

\* This is based on patients treated on this contract for their most recent course of treatment. Figures in italics indicate the base number of FP17s or Patient Questionnaire responses are less than 100. N/A is shown where the base number of responses is less than 10 during the period. % is calculated as Quantity/Base number\*100

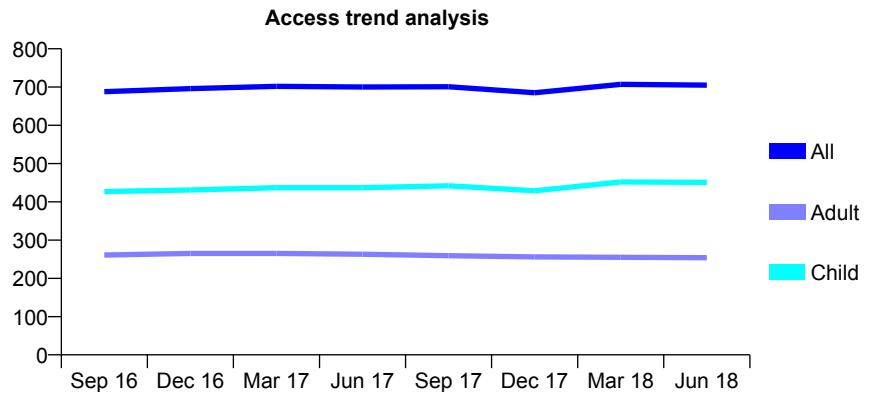
## Q58 - Vital Signs At a Glance Contract Report for 167703/0001 - June 2018

Name or company name	Red House Dental
Contract type name	GDS Contract
Purpose of contract	General
Contract start date	01/12/2011
Contract end date	

18/19 Contracted general activity (UDA)	1,668
Carry forward general activity (UDA)	0
18/19 Contracted orthodontic activity (UOA)	0
Carry forward orthodontic activity (UOA)	0
Baseline contract value	£40,854.18

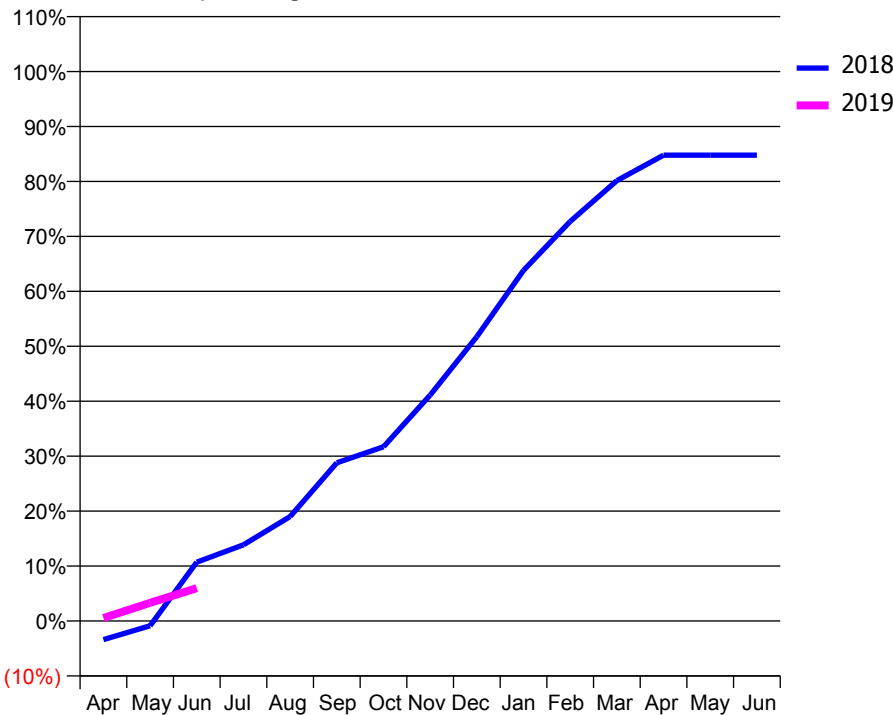
### ACCESS\*

Patients seen in 24 months	Total	Change since previous quarter
Quarter ending June 2017	700	
Quarter ending September 2017	701	→
Quarter ending December 2017	685	↓
Quarter ending March 2018	707	↑
Quarter ending June 2018	705	→
<b>Variance since June 2017</b>	<b>0.7%</b>	<b>→</b>



### ACTIVITY

Cumulative percentage of contracted UDA delivered 2018 & 2019



Adjusted Scheduled Activity (UDA)		
Month	2018	2019
April	-57	9
May	-15	55
June	179	100
July	231	
August	317	
September	480	
October	529	
November	686	
December	863	
January	1,064	
February	1,213	
March	1,337	
April	1,414	
May	1,414	
June	1,414	

### QUALITY

	Quantity	Base Number	Contract	AT	Region	England
% of FP17s for the same patient ID Re-attending within 3 months - Children	6	82	7.3%	10.6%	11.3%	11.5%
% of FP17s for the same patient ID Re-attending within 3 months - Adults	8	46	17.4%	14.5%	14.9%	15.4%
% of FP17s for the same patient ID Re-attending between 3 & 9 months - Children	57	82	69.5%	58.1%	60.0%	58.9%
% of FP17s for the same patient ID Re-attending between 3 & 9 months - Adults	27	46	58.7%	49.3%	52.6%	51.6%
% of FP17s for Band 1 Urgent Courses	3	77	3.9%	8.9%	7.9%	8.9%
% of FP17s Relating to Free Repair or Replacements	0	77	0.0%	0.7%	0.8%	0.8%
% of FP17s Relating to Continuations	1	77	1.3%	0.8%	0.9%	0.9%
% of Patients satisfied with the dentistry they have received	1	1	N/A	93.6%	93.2%	93.2%
% of Patients satisfied with the time they had to wait for an appointment	1	1	N/A	87.7%	89.1%	88.8%

\* This is based on patients treated on this contract for their most recent course of treatment. Figures in italics indicate the base number of FP17s or Patient Questionnaire responses are less than 100. N/A is shown where the base number of responses is less than 10 during the period. % is calculated as Quantity/Base number\*100

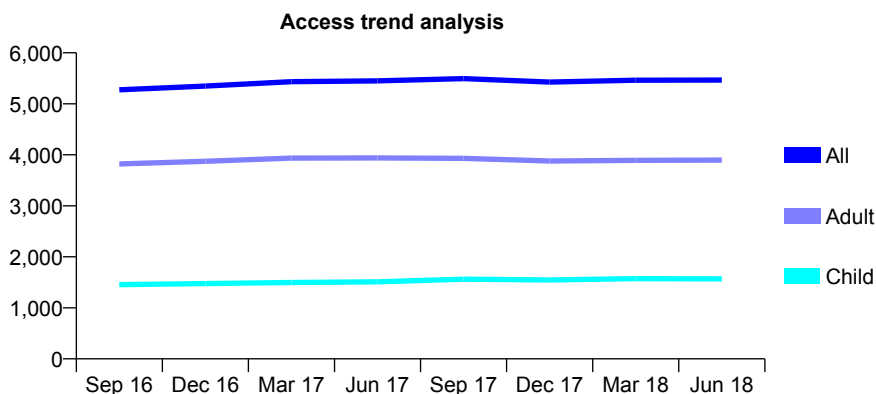
## Q58 - Vital Signs At a Glance Contract Report for 168335/0001 - June 2018

Name or company name	Darius G-Sair & Associates Limited
Contract type name	GDS Contract
Purpose of contract	General
Contract start date	01/04/2009
Contract end date	

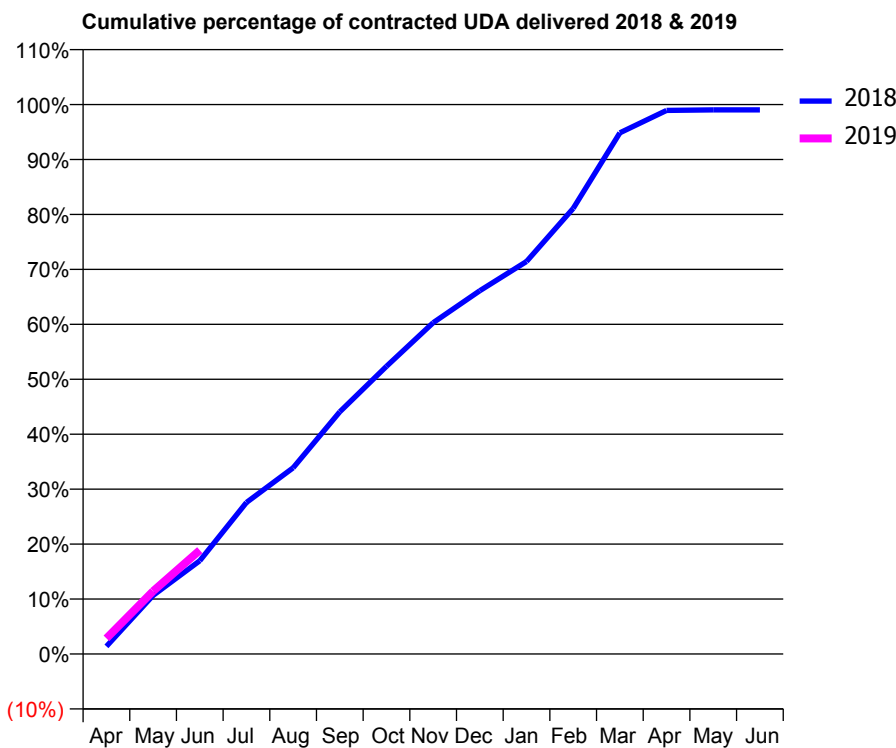
18/19 Contracted general activity (UDA)	18,357
Carry forward general activity (UDA)	0
18/19 Contracted orthodontic activity (UOA)	0
Carry forward orthodontic activity (UOA)	0
Baseline contract value	£541,492.66

### ACCESS\*

Patients seen in 24 months	Total	Change since previous quarter
Quarter ending June 2017	5,450	
Quarter ending September 2017	5,494	→
Quarter ending December 2017	5,425	↓
Quarter ending March 2018	5,464	→
Quarter ending June 2018	5,465	→
<b>Variance since June 2017</b>	<b>0.3%</b>	<b>→</b>



### ACTIVITY



Month	Adjusted Scheduled Activity (UDA)	
	2018	2019
April	257	524
May	1,957	2,100
June	3,117	3,467
July	5,063	
August	6,219	
September	8,091	
October	9,612	
November	11,067	
December	12,136	
January	13,111	
February	14,884	
March	17,409	
April	18,158	
May	18,177	
June	18,178	

### QUALITY

	Quantity	Base Number	Contract	AT	Region	England
% of FP17s for the same patient ID Re-attending within 3 months - Children	54	537	10.1%	10.6%	11.3%	11.5%
% of FP17s for the same patient ID Re-attending within 3 months - Adults	203	1,251	16.2%	14.5%	14.9%	15.4%
% of FP17s for the same patient ID Re-attending between 3 & 9 months - Children	312	537	58.1%	58.1%	60.0%	58.9%
% of FP17s for the same patient ID Re-attending between 3 & 9 months - Adults	638	1,251	51.0%	49.3%	52.6%	51.6%
% of FP17s for Band 1 Urgent Courses	230	1,500	15.3%	8.9%	7.9%	8.9%
% of FP17s Relating to Free Repair or Replacements	7	1,500	0.5%	0.7%	0.8%	0.8%
% of FP17s Relating to Continuations	7	1,500	0.5%	0.8%	0.9%	0.9%
% of Patients satisfied with the dentistry they have received	2	2	N/A	93.6%	93.2%	93.2%
% of Patients satisfied with the time they had to wait for an appointment	2	2	N/A	87.7%	89.1%	88.8%

\* This is based on patients treated on this contract for their most recent course of treatment. Figures in italics indicate the base number of FP17s or Patient Questionnaire responses are less than 100. N/A is shown where the base number of responses is less than 10 during the period. % is calculated as Quantity/Base number\*100



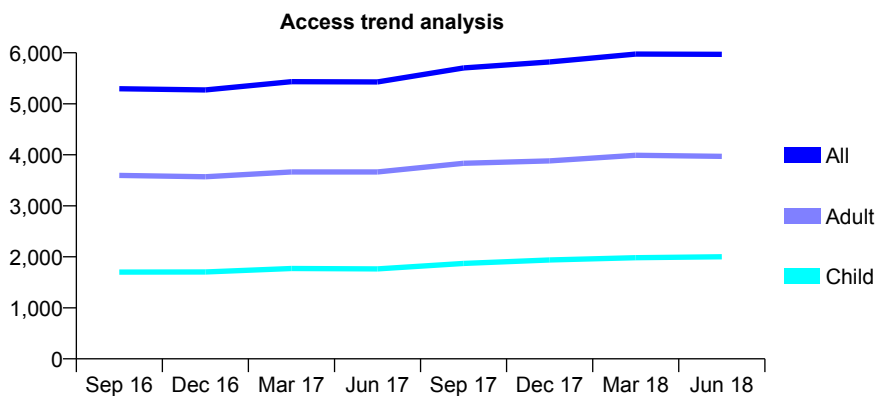
## Q58 - Vital Signs At a Glance Contract Report for 168343/0001 - June 2018

Name or company name	INSPIRE DENTAL CARE
Contract type name	GDS Contract
Purpose of contract	General
Contract start date	01/02/2008
Contract end date	

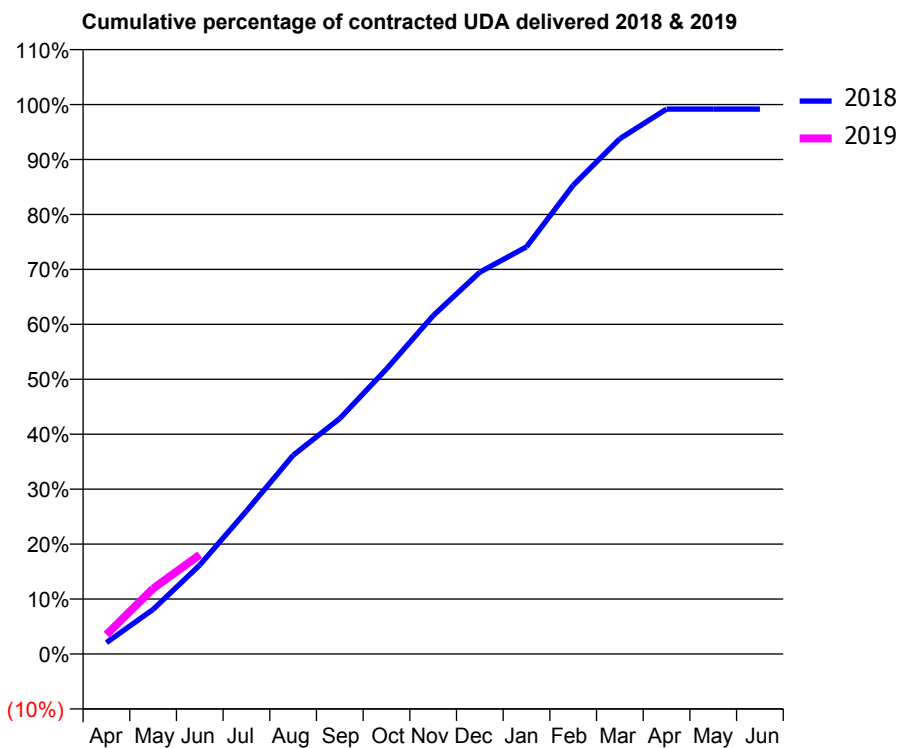
18/19 Contracted general activity (UDA)	17,816
Carry forward general activity (UDA)	0
18/19 Contracted orthodontic activity (UOA)	0
Carry forward orthodontic activity (UOA)	0
Baseline contract value	£435,782.42

### ACCESS\*

Patients seen in 24 months	Total	Change since previous quarter
Quarter ending June 2017	5,428	
Quarter ending September 2017	5,704	↑
Quarter ending December 2017	5,820	↑
Quarter ending March 2018	5,974	↑
Quarter ending June 2018	5,971	→
<b>Variance since June 2017</b>	<b>10.0%</b>	<b>↑</b>



### ACTIVITY



Month	Adjusted Scheduled Activity (UDA)	
	2018	2019
April	368	630
May	1,444	2,123
June	2,884	3,221
July	4,637	
August	6,446	
September	7,639	
October	9,242	
November	10,972	
December	12,378	
January	13,203	
February	15,199	
March	16,709	
April	17,670	
May	17,669	
June	17,669	

### QUALITY

	Quantity	Base Number	Contract	AT	Region	England
% of FP17s for the same patient ID Re-attending within 3 months - Children	39	568	6.9%	10.6%	11.3%	11.5%
% of FP17s for the same patient ID Re-attending within 3 months - Adults	110	1,011	10.9%	14.5%	14.9%	15.4%
% of FP17s for the same patient ID Re-attending between 3 & 9 months - Children	250	568	44.0%	58.1%	60.0%	58.9%
% of FP17s for the same patient ID Re-attending between 3 & 9 months - Adults	383	1,011	37.9%	49.3%	52.6%	51.6%
% of FP17s for Band 1 Urgent Courses	113	1,281	8.8%	8.9%	7.9%	8.9%
% of FP17s Relating to Free Repair or Replacements	13	1,281	1.0%	0.7%	0.8%	0.8%
% of FP17s Relating to Continuations	4	1,281	0.3%	0.8%	0.9%	0.9%
% of Patients satisfied with the dentistry they have received	3	3	N/A	93.6%	93.2%	93.2%
% of Patients satisfied with the time they had to wait for an appointment	2	3	N/A	87.7%	89.1%	88.8%

\* This is based on patients treated on this contract for their most recent course of treatment. Figures in italics indicate the base number of FP17s or Patient Questionnaire responses are less than 100. N/A is shown where the base number of responses is less than 10 during the period. % is calculated as Quantity/Base number\*100

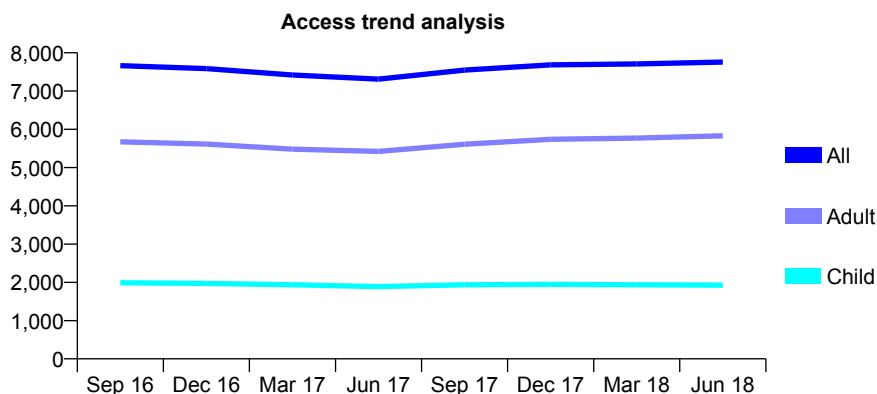
## Q58 - Vital Signs At a Glance Contract Report for 169471/0001 - June 2018

Name or company name	Sawbridgeworth Dental Practice Limited
Contract type name	GDS Contract
Purpose of contract	General
Contract start date	01/04/2009
Contract end date	

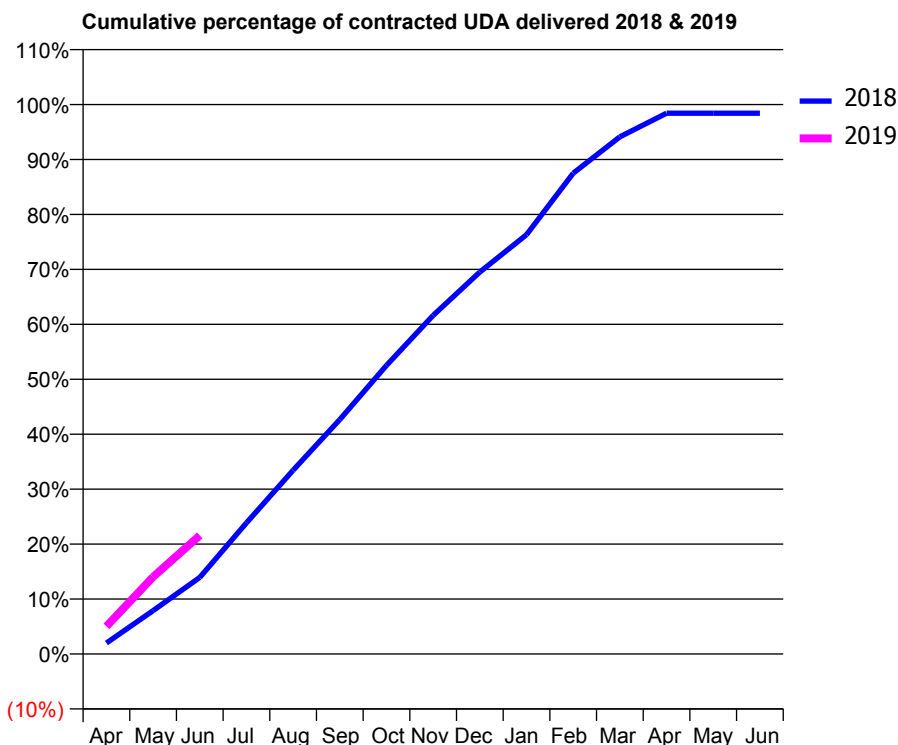
18/19 Contracted general activity (UDA)	18,155
Carry forward general activity (UDA)	0
18/19 Contracted orthodontic activity (UOA)	0
Carry forward orthodontic activity (UOA)	0
Baseline contract value	£444,021.70

### ACCESS\*

Patients seen in 24 months	Total	Change since previous quarter
Quarter ending June 2017	7,310	
Quarter ending September 2017	7,548	↑
Quarter ending December 2017	7,684	→
Quarter ending March 2018	7,708	→
Quarter ending June 2018	7,758	→
<b>Variance since June 2017</b>	<b>6.1%</b>	<b>↑</b>



### ACTIVITY



Month	Adjusted Scheduled Activity (UDA)	
	2018	2019
April	364	913
May	1,432	2,547
June	2,530	3,920
July	4,334	
August	6,073	
September	7,748	
October	9,538	
November	11,186	
December	12,622	
January	13,852	
February	15,885	
March	17,088	
April	17,865	
May	17,867	
June	17,867	

### QUALITY

	Quantity	Base Number	Contract	AT	Region	England
% of FP17s for the same patient ID Re-attending within 3 months - Children	48	663	7.2%	10.6%	11.3%	11.5%
% of FP17s for the same patient ID Re-attending within 3 months - Adults	279	1,900	14.7%	14.5%	14.9%	15.4%
% of FP17s for the same patient ID Re-attending between 3 & 9 months - Children	343	663	51.7%	58.1%	60.0%	58.9%
% of FP17s for the same patient ID Re-attending between 3 & 9 months - Adults	791	1,900	41.6%	49.3%	52.6%	51.6%
% of FP17s for Band 1 Urgent Courses	241	2,161	11.2%	8.9%	7.9%	8.9%
% of FP17s Relating to Free Repair or Replacements	20	2,161	0.9%	0.7%	0.8%	0.8%
% of FP17s Relating to Continuations	30	2,161	1.4%	0.8%	0.9%	0.9%
% of Patients satisfied with the dentistry they have received	6	6	N/A	93.6%	93.2%	93.2%
% of Patients satisfied with the time they had to wait for an appointment	5	6	N/A	87.7%	89.1%	88.8%

\* This is based on patients treated on this contract for their most recent course of treatment. Figures in italics indicate the base number of FP17s or Patient Questionnaire responses are less than 100. N/A is shown where the base number of responses is less than 10 during the period. % is calculated as Quantity/Base number\*100

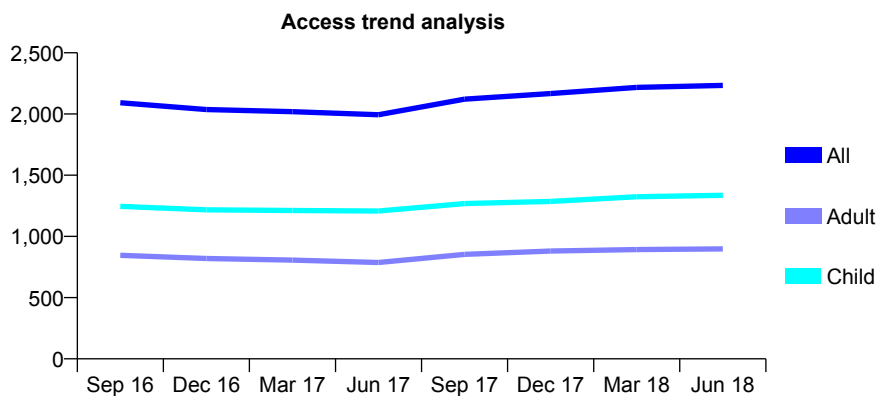
## Q58 - Vital Signs At a Glance Contract Report for 169684/0001 - June 2018

Name or company name	Beehive Dental Practice
Contract type name	GDS Contract
Purpose of contract	General
Contract start date	01/04/2006
Contract end date	

18/19 Contracted general activity (UDA)	7,550
Carry forward general activity (UDA)	0
18/19 Contracted orthodontic activity (UOA)	0
Carry forward orthodontic activity (UOA)	0
Baseline contract value	£184,083.64

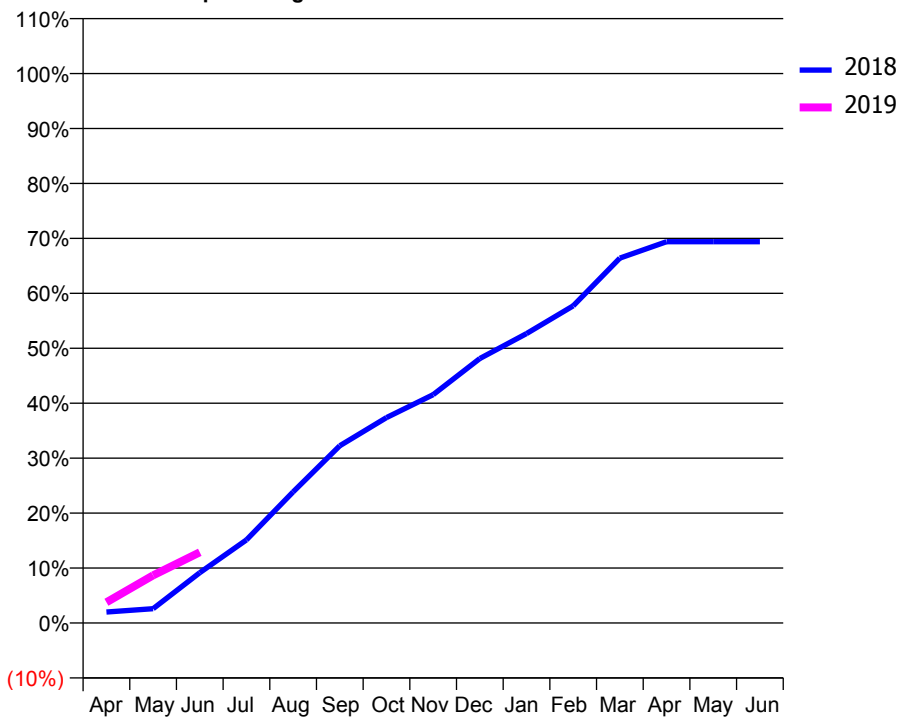
### ACCESS\*

Patients seen in 24 months	Total	Change since previous quarter
Quarter ending June 2017	1,994	
Quarter ending September 2017	2,122	↑
Quarter ending December 2017	2,167	↑
Quarter ending March 2018	2,217	↑
Quarter ending June 2018	2,234	→
<b>Variance since June 2017</b>	<b>12.0%</b>	<b>↑</b>



### ACTIVITY

Cumulative percentage of contracted UDA delivered 2018 & 2019



Adjusted Scheduled Activity (UDA)

Month	2018	2019
April	150	284
May	198	656
June	692	971
July	1,142	
August	1,802	
September	2,435	
October	2,823	
November	3,138	
December	3,634	
January	3,978	
February	4,358	
March	5,013	
April	5,238	
May	5,238	
June	5,238	

### QUALITY

	Quantity	Base Number	Contract	AT	Region	England
% of FP17s for the same patient ID Re-attending within 3 months - Children	20	506	4.0%	10.6%	11.3%	11.5%
% of FP17s for the same patient ID Re-attending within 3 months - Adults	23	214	10.7%	14.5%	14.9%	15.4%
% of FP17s for the same patient ID Re-attending between 3 & 9 months - Children	330	506	65.2%	58.1%	60.0%	58.9%
% of FP17s for the same patient ID Re-attending between 3 & 9 months - Adults	112	214	52.3%	49.3%	52.6%	51.6%
% of FP17s for Band 1 Urgent Courses	37	605	6.1%	8.9%	7.9%	8.9%
% of FP17s Relating to Free Repair or Replacements	0	605	0.0%	0.7%	0.8%	0.8%
% of FP17s Relating to Continuations	1	605	0.2%	0.8%	0.9%	0.9%
% of Patients satisfied with the dentistry they have received	1	1	N/A	93.6%	93.2%	93.2%
% of Patients satisfied with the time they had to wait for an appointment	1	1	N/A	87.7%	89.1%	88.8%

\* This is based on patients treated on this contract for their most recent course of treatment. Figures in italics indicate the base number of FP17s or Patient Questionnaire responses are less than 100. N/A is shown where the base number of responses is less than 10 during the period. % is calculated as Quantity/Base number\*100

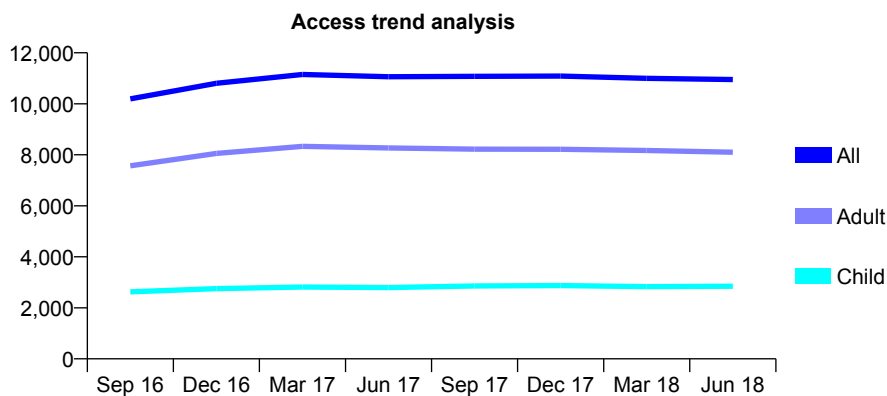
## Q58 - Vital Signs At a Glance Contract Report for 170518/0001 - June 2018

Name or company name	Pondental Surgery
Contract type name	GDS Contract
Purpose of contract	General
Contract start date	01/03/2015
Contract end date	

18/19 Contracted general activity (UDA)	34,000
Carry forward general activity (UDA)	0
18/19 Contracted orthodontic activity (UOA)	0
Carry forward orthodontic activity (UOA)	0
Baseline contract value	£756,618.52

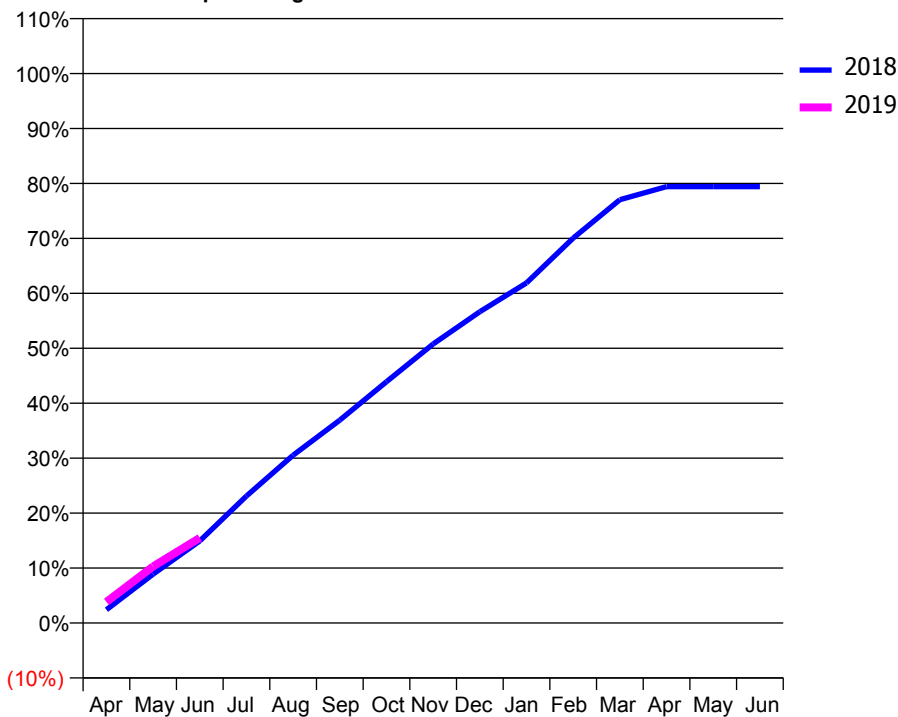
### ACCESS\*

Patients seen in 24 months	Total	Change since previous quarter
Quarter ending June 2017	11,064	
Quarter ending September 2017	11,077	→
Quarter ending December 2017	11,089	→
Quarter ending March 2018	11,001	→
Quarter ending June 2018	10,951	→
<b>Variance since June 2017</b>	<b>(1.0%)</b>	<b>↓</b>



### ACTIVITY

Cumulative percentage of contracted UDA delivered 2018 & 2019



Adjusted Scheduled Activity (UDA)		
Month	2018	2019
April	939	1,305
May	3,465	3,504
June	5,816	5,269
July	8,996	
August	11,891	
September	14,368	
October	17,098	
November	19,766	
December	22,056	
January	24,089	
February	27,262	
March	29,987	
April	30,911	
May	30,917	
June	30,917	

### QUALITY

	Quantity	Base Number	Contract	AT	Region	England
% of FP17s for the same patient ID Re-attending within 3 months - Children	54	870	6.2%	10.6%	11.3%	11.5%
% of FP17s for the same patient ID Re-attending within 3 months - Adults	256	2,034	12.6%	14.5%	14.9%	15.4%
% of FP17s for the same patient ID Re-attending between 3 & 9 months - Children	476	870	54.7%	58.1%	60.0%	58.9%
% of FP17s for the same patient ID Re-attending between 3 & 9 months - Adults	941	2,034	46.3%	49.3%	52.6%	51.6%
% of FP17s for Band 1 Urgent Courses	283	2,534	11.2%	8.9%	7.9%	8.9%
% of FP17s Relating to Free Repair or Replacements	21	2,534	0.8%	0.7%	0.8%	0.8%
% of FP17s Relating to Continuations	33	2,534	1.3%	0.8%	0.9%	0.9%
% of Patients satisfied with the dentistry they have received	4	5	N/A	93.6%	93.2%	93.2%
% of Patients satisfied with the time they had to wait for an appointment	5	5	N/A	87.7%	89.1%	88.8%

\* This is based on patients treated on this contract for their most recent course of treatment. Figures in italics indicate the base number of FP17s or Patient Questionnaire responses are less than 100. N/A is shown where the base number of responses is less than 10 during the period. % is calculated as Quantity/Base number\*100

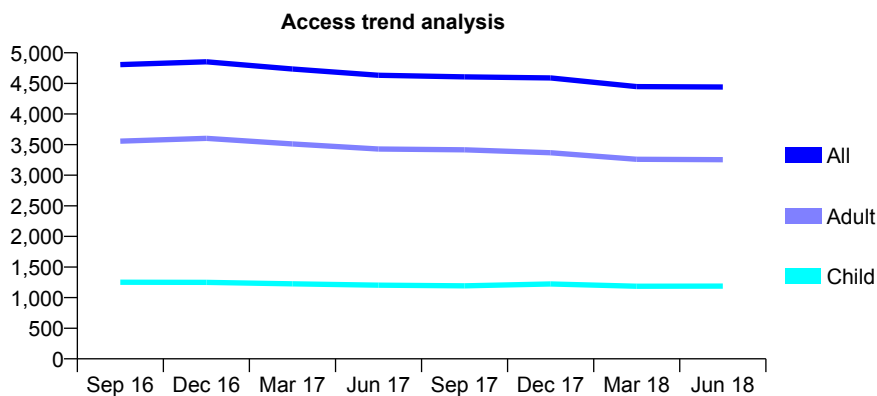
## Q58 - Vital Signs At a Glance Contract Report for 171042/0001 - June 2018

Name or company name	Mr M Eyrumlu and Mr A Eyrumlu
Contract type name	GDS Contract
Purpose of contract	General
Contract start date	01/06/2014
Contract end date	

18/19 Contracted general activity (UDA)	21,768
Carry forward general activity (UDA)	0
18/19 Contracted orthodontic activity (UOA)	0
Carry forward orthodontic activity (UOA)	0
Baseline contract value	£534,345.71

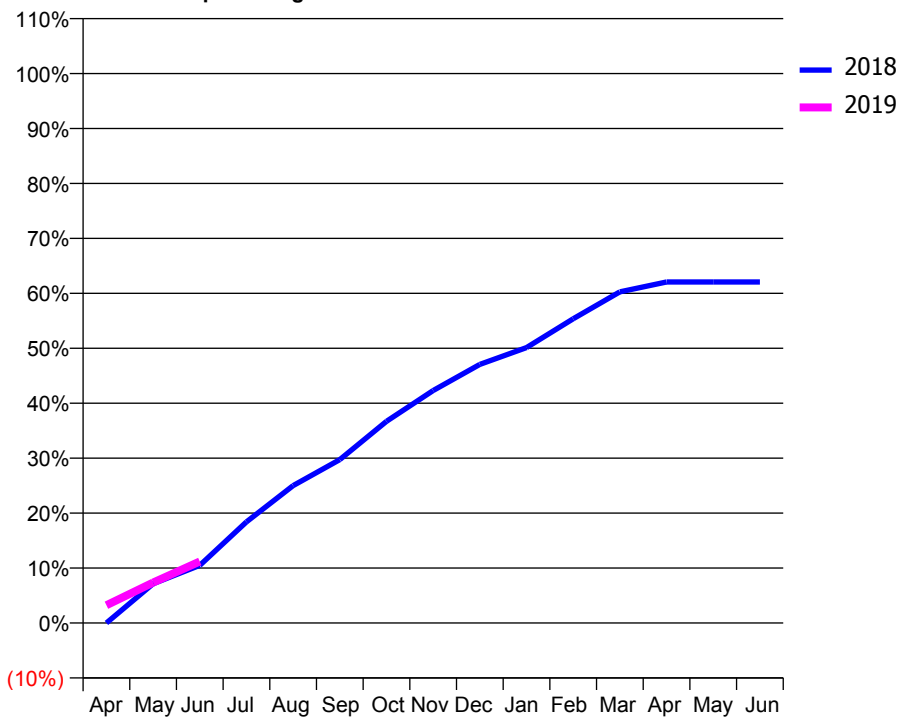
### ACCESS\*

Patients seen in 24 months	Total	Change since previous quarter
Quarter ending June 2017	4,632	
Quarter ending September 2017	4,606	→
Quarter ending December 2017	4,590	→
Quarter ending March 2018	4,447	↓
Quarter ending June 2018	4,441	→
<b>Variance since June 2017</b>	<b>(4.1%)</b>	<b>↓</b>



### ACTIVITY

Cumulative percentage of contracted UDA delivered 2018 & 2019



Month	Adjusted Scheduled Activity (UDA)	
	2018	2019
April	0	703
May	1,554	1,605
June	2,287	2,439
July	4,004	
August	5,445	
September	6,475	
October	7,990	
November	9,210	
December	10,247	
January	10,912	
February	12,052	
March	13,118	
April	13,512	
May	13,511	
June	13,511	

### QUALITY

	Quantity	Base Number	Contract	AT	Region	England
% of FP17s for the same patient ID Re-attending within 3 months - Children	14	359	3.9%	10.6%	11.3%	11.5%
% of FP17s for the same patient ID Re-attending within 3 months - Adults	114	841	13.6%	14.5%	14.9%	15.4%
% of FP17s for the same patient ID Re-attending between 3 & 9 months - Children	193	359	53.8%	58.1%	60.0%	58.9%
% of FP17s for the same patient ID Re-attending between 3 & 9 months - Adults	366	841	43.5%	49.3%	52.6%	51.6%
% of FP17s for Band 1 Urgent Courses	123	1,026	12.0%	8.9%	7.9%	8.9%
% of FP17s Relating to Free Repair or Replacements	12	1,026	1.2%	0.7%	0.8%	0.8%
% of FP17s Relating to Continuations	11	1,026	1.1%	0.8%	0.9%	0.9%
% of Patients satisfied with the dentistry they have received	5	5	N/A	93.6%	93.2%	93.2%
% of Patients satisfied with the time they had to wait for an appointment	5	5	N/A	87.7%	89.1%	88.8%

\* This is based on patients treated on this contract for their most recent course of treatment. Figures in italics indicate the base number of FP17s or Patient Questionnaire responses are less than 100. N/A is shown where the base number of responses is less than 10 during the period. % is calculated as Quantity/Base number\*100

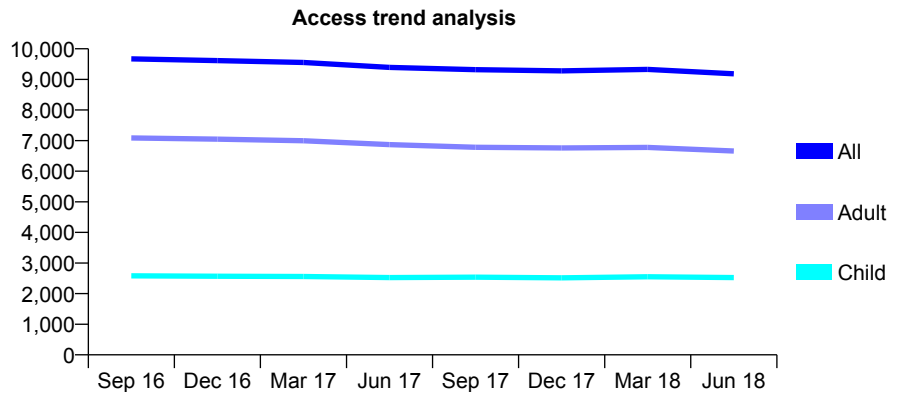
## Q58 - Vital Signs At a Glance Contract Report for 171557/0001 - June 2018

Name or company name	Kletz and Sher
Contract type name	GDS Contract
Purpose of contract	General
Contract start date	01/04/2009
Contract end date	

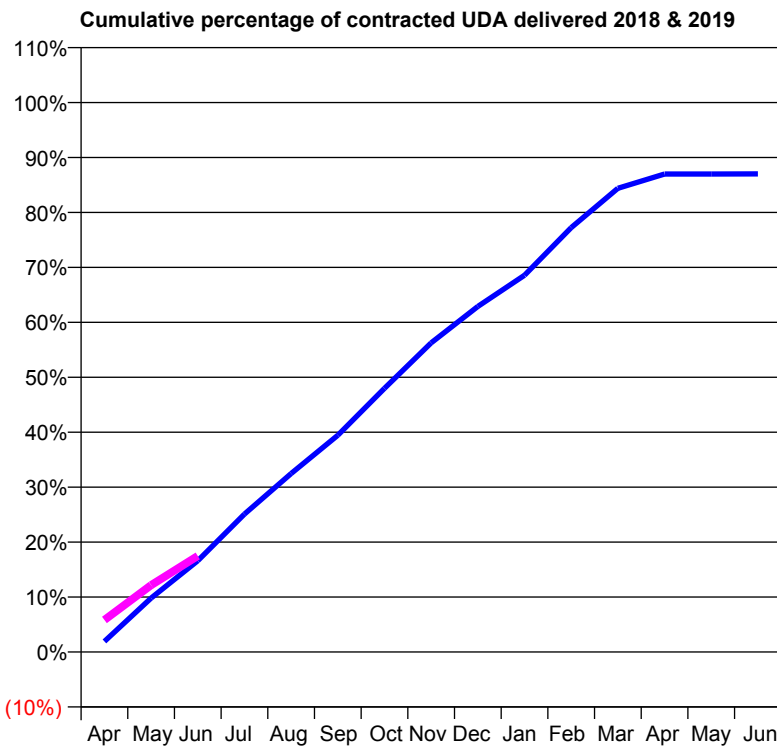
18/19 Contracted general activity (UDA)	23,797
Carry forward general activity (UDA)	0
18/19 Contracted orthodontic activity (UOA)	0
Carry forward orthodontic activity (UOA)	0
Baseline contract value	£582,187.66

### ACCESS\*

Patients seen in 24 months	Total	Change since previous quarter
Quarter ending June 2017	9,394	
Quarter ending September 2017	9,320	→
Quarter ending December 2017	9,278	→
Quarter ending March 2018	9,328	→
Quarter ending June 2018	9,183	↓
<b>Variance since June 2017</b>	<b>(2.2%)</b>	<b>↓</b>



### ACTIVITY



Month	Adjusted Scheduled Activity (UDA)	
	2018	2019
April	458	1,386
May	2,338	2,899
June	3,954	4,161
July	5,973	
August	7,728	
September	9,385	
October	11,419	
November	13,387	
December	14,963	
January	16,316	
February	18,378	
March	20,084	
April	20,702	
May	20,701	
June	20,704	

### QUALITY

	Quantity	Base Number	Contract	AT	Region	England
% of FP17s for the same patient ID Re-attending within 3 months - Children	49	820	6.0%	10.6%	11.3%	11.5%
% of FP17s for the same patient ID Re-attending within 3 months - Adults	207	1,687	12.3%	14.5%	14.9%	15.4%
% of FP17s for the same patient ID Re-attending between 3 & 9 months - Children	490	820	59.8%	58.1%	60.0%	58.9%
% of FP17s for the same patient ID Re-attending between 3 & 9 months - Adults	777	1,687	46.1%	49.3%	52.6%	51.6%
% of FP17s for Band 1 Urgent Courses	195	2,137	9.1%	8.9%	7.9%	8.9%
% of FP17s Relating to Free Repair or Replacements	8	2,137	0.4%	0.7%	0.8%	0.8%
% of FP17s Relating to Continuations	5	2,137	0.2%	0.8%	0.9%	0.9%
% of Patients satisfied with the dentistry they have received	7	7	N/A	93.6%	93.2%	93.2%
% of Patients satisfied with the time they had to wait for an appointment	7	7	N/A	87.7%	89.1%	88.8%

\* This is based on patients treated on this contract for their most recent course of treatment. Figures in italics indicate the base number of FP17s or Patient Questionnaire responses are less than 100. N/A is shown where the base number of responses is less than 10 during the period. % is calculated as Quantity/Base number\*100

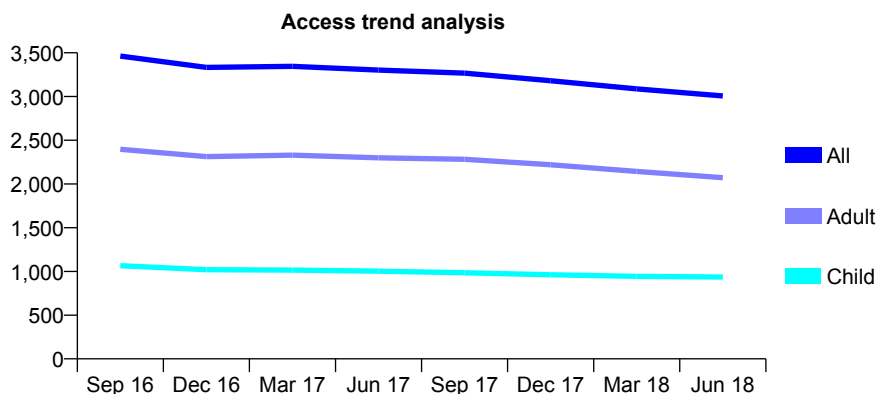
## Q58 - Vital Signs At a Glance Contract Report for 171646/0001 - June 2018

Name or company name	The Dental Suite
Contract type name	GDS Contract
Purpose of contract	General
Contract start date	01/05/2014
Contract end date	

18/19 Contracted general activity (UDA)	8,937
Carry forward general activity (UDA)	0
18/19 Contracted orthodontic activity (UOA)	0
Carry forward orthodontic activity (UOA)	0
Baseline contract value	£245,229.79

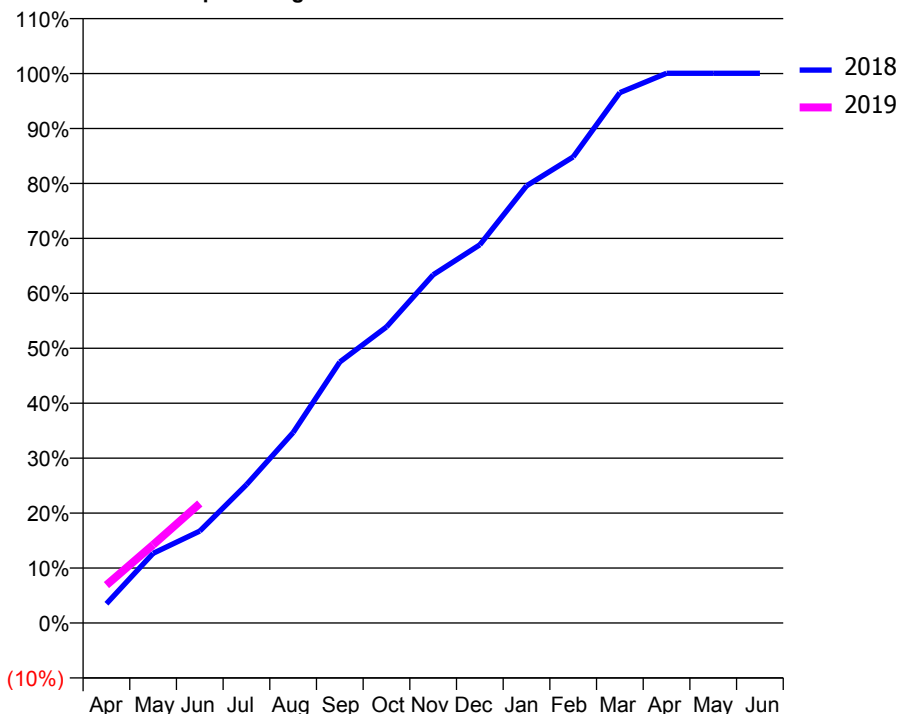
### ACCESS\*

Patients seen in 24 months	Total	Change since previous quarter
Quarter ending June 2017	3,302	
Quarter ending September 2017	3,267	↓
Quarter ending December 2017	3,181	↓
Quarter ending March 2018	3,087	↓
Quarter ending June 2018	3,007	↓
<b>Variance since June 2017</b>	<b>(8.9%)</b>	<b>↓</b>



### ACTIVITY

Cumulative percentage of contracted UDA delivered 2018 & 2019



Adjusted Scheduled Activity (UDA)

Month	2018	2019
April	313	616
May	1,134	1,272
June	1,496	1,945
July	2,249	
August	3,098	
September	4,245	
October	4,815	
November	5,664	
December	6,152	
January	7,111	
February	7,582	
March	8,626	
April	8,941	
May	8,941	
June	8,941	

### QUALITY

	Quantity	Base Number	Contract	AT	Region	England
% of FP17s for the same patient ID Re-attending within 3 months - Children	42	409	10.3%	10.6%	11.3%	11.5%
% of FP17s for the same patient ID Re-attending within 3 months - Adults	100	672	14.9%	14.5%	14.9%	15.4%
% of FP17s for the same patient ID Re-attending between 3 & 9 months - Children	268	409	65.5%	58.1%	60.0%	58.9%
% of FP17s for the same patient ID Re-attending between 3 & 9 months - Adults	405	672	60.3%	49.3%	52.6%	51.6%
% of FP17s for Band 1 Urgent Courses	66	934	7.1%	8.9%	7.9%	8.9%
% of FP17s Relating to Free Repair or Replacements	10	934	1.1%	0.7%	0.8%	0.8%
% of FP17s Relating to Continuations	1	934	0.1%	0.8%	0.9%	0.9%
% of Patients satisfied with the dentistry they have received	2	3	N/A	93.6%	93.2%	93.2%
% of Patients satisfied with the time they had to wait for an appointment	2	3	N/A	87.7%	89.1%	88.8%

\* This is based on patients treated on this contract for their most recent course of treatment. Figures in italics indicate the base number of FP17s or Patient Questionnaire responses are less than 100. N/A is shown where the base number of responses is less than 10 during the period. % is calculated as Quantity/Base number\*100

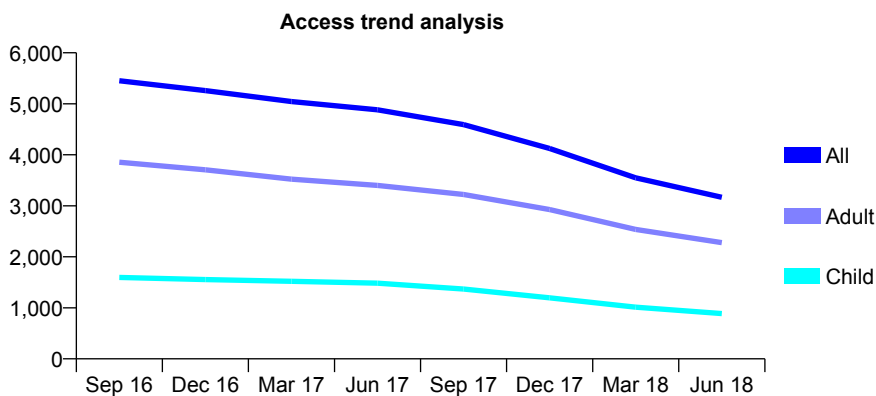
## Q58 - Vital Signs At a Glance Contract Report for 171697/0002 - June 2018

Name or company name	New Road Dental
Contract type name	GDS Contract
Purpose of contract	General
Contract start date	01/11/2007
Contract end date	

18/19 Contracted general activity (UDA)	11,277
Carry forward general activity (UDA)	0
18/19 Contracted orthodontic activity (UOA)	0
Carry forward orthodontic activity (UOA)	0
Baseline contract value	£317,201.47

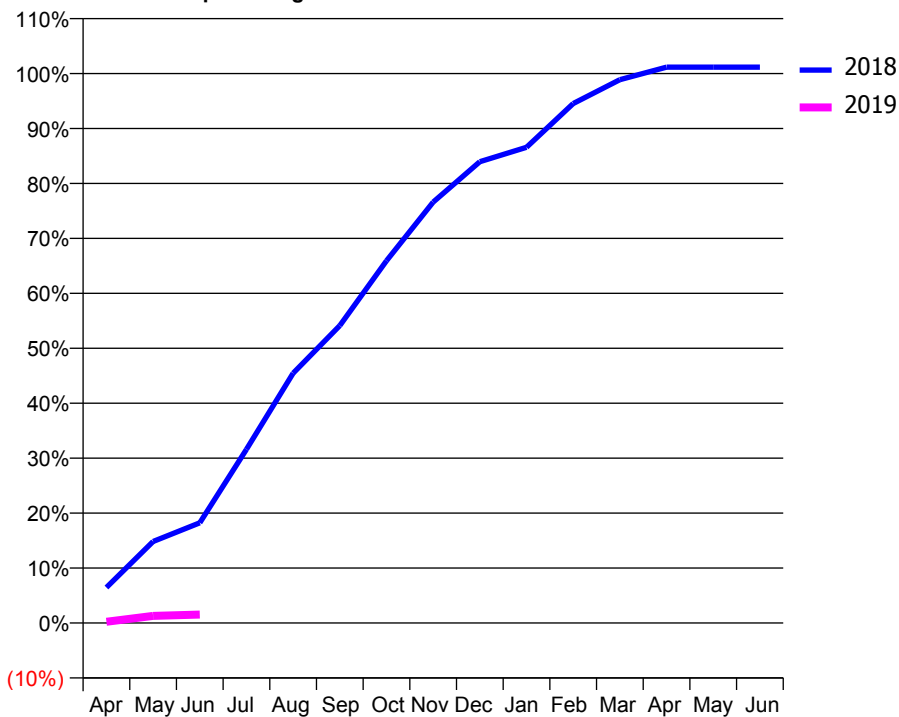
### ACCESS\*

Patients seen in 24 months	Total	Change since previous quarter
Quarter ending June 2017	4,882	
Quarter ending September 2017	4,592	↓
Quarter ending December 2017	4,123	↓
Quarter ending March 2018	3,550	↓
Quarter ending June 2018	3,167	↓
<b>Variance since June 2017</b>	<b>(35.1%)</b>	<b>↓</b>



### ACTIVITY

Cumulative percentage of contracted UDA delivered 2018 & 2019



Month	Adjusted Scheduled Activity (UDA)	
	2018	2019
April	471	25
May	1,080	146
June	1,327	173
July	2,300	
August	3,308	
September	3,939	
October	4,797	
November	5,574	
December	6,109	
January	6,300	
February	6,879	
March	7,195	
April	7,360	
May	7,360	
June	7,361	

### QUALITY

	Quantity	Base Number	Contract	AT	Region	England
% of FP17s for the same patient ID Re-attending within 3 months - Children	2	53	3.8%	10.6%	11.3%	11.5%
% of FP17s for the same patient ID Re-attending within 3 months - Adults	11	82	13.4%	14.5%	14.9%	15.4%
% of FP17s for the same patient ID Re-attending between 3 & 9 months - Children	27	53	50.9%	58.1%	60.0%	58.9%
% of FP17s for the same patient ID Re-attending between 3 & 9 months - Adults	14	82	17.1%	49.3%	52.6%	51.6%
% of FP17s for Band 1 Urgent Courses	4	81	4.9%	8.9%	7.9%	8.9%
% of FP17s Relating to Free Repair or Replacements	3	81	3.7%	0.7%	0.8%	0.8%
% of FP17s Relating to Continuations	2	81	2.5%	0.8%	0.9%	0.9%
% of Patients satisfied with the dentistry they have received	4	4	N/A	93.6%	93.2%	93.2%
% of Patients satisfied with the time they had to wait for an appointment	4	4	N/A	87.7%	89.1%	88.8%

\* This is based on patients treated on this contract for their most recent course of treatment. Figures in italics indicate the base number of FP17s or Patient Questionnaire responses are less than 100. N/A is shown where the base number of responses is less than 10 during the period. % is calculated as Quantity/Base number\*100



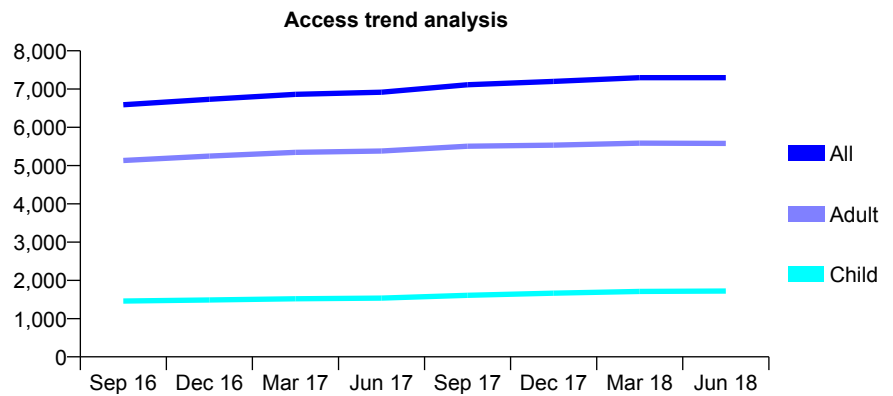
## Q58 - Vital Signs At a Glance Contract Report for 172219/0001 - June 2018

Name or company name	Handside Dental Surgery Limited
Contract type name	GDS Contract
Purpose of contract	General
Contract start date	01/10/2014
Contract end date	

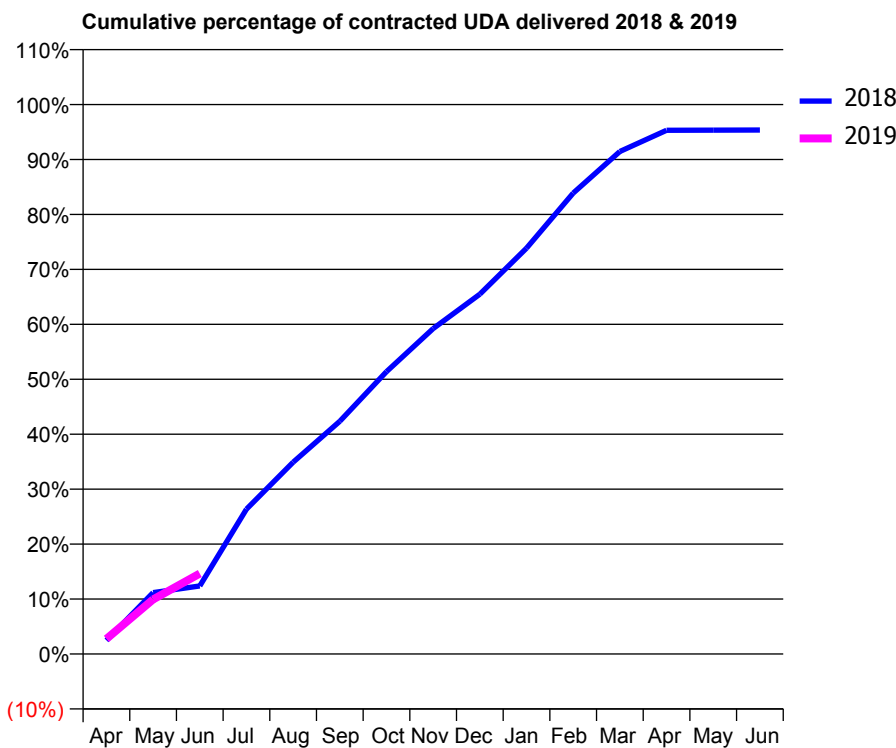
18/19 Contracted general activity (UDA)	18,306
Carry forward general activity (UDA)	0
18/19 Contracted orthodontic activity (UOA)	0
Carry forward orthodontic activity (UOA)	0
Baseline contract value	£447,047.76

### ACCESS\*

Patients seen in 24 months	Total	Change since previous quarter
Quarter ending June 2017	6,916	
Quarter ending September 2017	7,114	↑
Quarter ending December 2017	7,199	→
Quarter ending March 2018	7,296	→
Quarter ending June 2018	7,297	→
<b>Variance since June 2017</b>	<b>5.5%</b>	<b>↑</b>



### ACTIVITY



Month	Adjusted Scheduled Activity (UDA)	
	2018	2019
April	457	503
May	2,046	1,820
June	2,266	2,679
July	4,827	
August	6,392	
September	7,752	
October	9,407	
November	10,840	
December	11,986	
January	13,520	
February	15,355	
March	16,739	
April	17,449	
May	17,454	
June	17,455	

### QUALITY

	Quantity	Base Number	Contract	AT	Region	England
% of FP17s for the same patient ID Re-attending within 3 months - Children	29	590	4.9%	10.6%	11.3%	11.5%
% of FP17s for the same patient ID Re-attending within 3 months - Adults	150	1,671	9.0%	14.5%	14.9%	15.4%
% of FP17s for the same patient ID Re-attending between 3 & 9 months - Children	400	590	67.8%	58.1%	60.0%	58.9%
% of FP17s for the same patient ID Re-attending between 3 & 9 months - Adults	1,034	1,671	61.9%	49.3%	52.6%	51.6%
% of FP17s for Band 1 Urgent Courses	85	1,839	4.6%	8.9%	7.9%	8.9%
% of FP17s Relating to Free Repair or Replacements	20	1,839	1.1%	0.7%	0.8%	0.8%
% of FP17s Relating to Continuations	6	1,839	0.3%	0.8%	0.9%	0.9%
% of Patients satisfied with the dentistry they have received	18	19	94.7%	93.6%	93.2%	93.2%
% of Patients satisfied with the time they had to wait for an appointment	14	19	73.7%	87.7%	89.1%	88.8%

\* This is based on patients treated on this contract for their most recent course of treatment. Figures in italics indicate the base number of FP17s or Patient Questionnaire responses are less than 100. N/A is shown where the base number of responses is less than 10 during the period. % is calculated as Quantity/Base number\*100

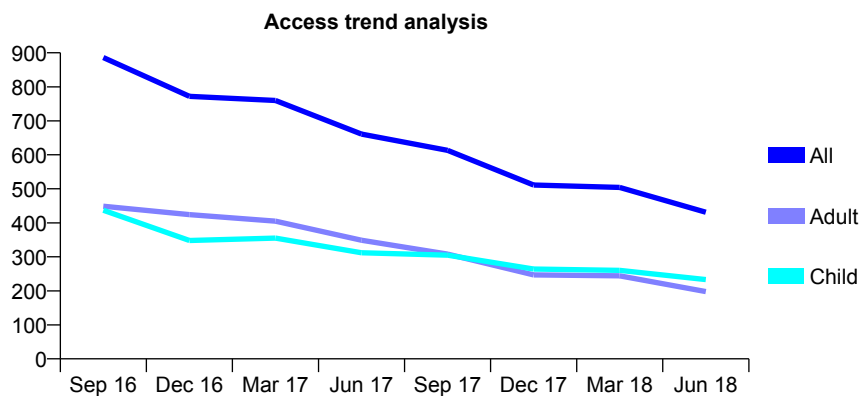
## Q58 - Vital Signs At a Glance Contract Report for 173657/0001 - June 2018

Name or company name	Mr A Patel
Contract type name	GDS Contract
Purpose of contract	General
Contract start date	17/01/2014
Contract end date	

18/19 Contracted general activity (UDA)	2,088
Carry forward general activity (UDA)	0
18/19 Contracted orthodontic activity (UOA)	0
Carry forward orthodontic activity (UOA)	0
Baseline contract value	£85,853.14

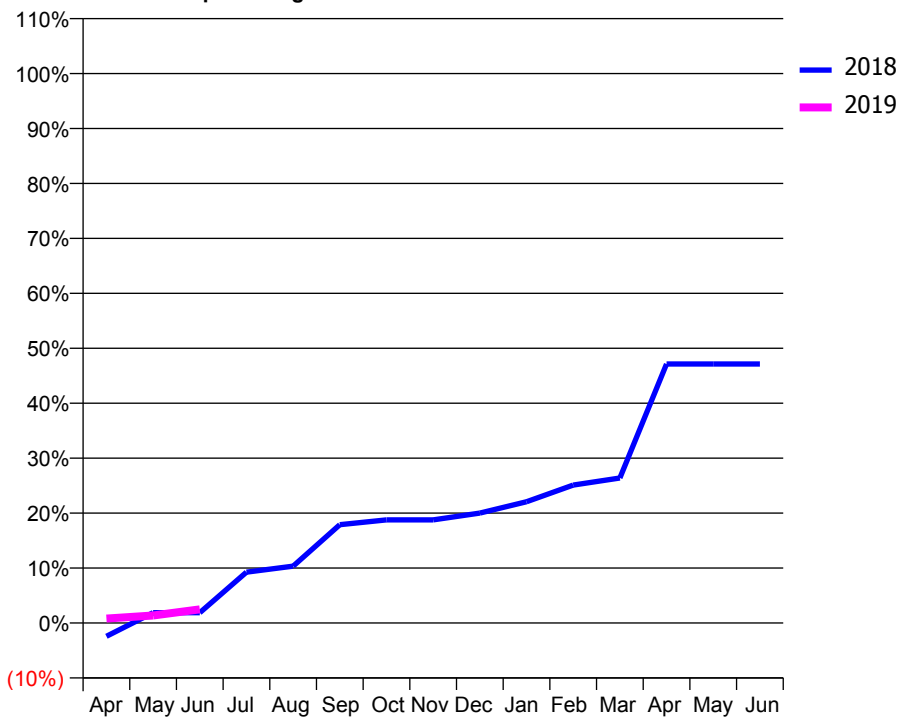
### ACCESS\*

Patients seen in 24 months	Total	Change since previous quarter
Quarter ending June 2017	661	
Quarter ending September 2017	613	↓
Quarter ending December 2017	511	↓
Quarter ending March 2018	504	↓
Quarter ending June 2018	431	↓
<b>Variance since June 2017</b>	<b>(34.8%)</b>	<b>↓</b>



### ACTIVITY

Cumulative percentage of contracted UDA delivered 2018 & 2019



Adjusted Scheduled Activity (UDA)

Month	2018	2019
April	-51	17
May	39	29
June	39	52
July	193	
August	216	
September	374	
October	392	
November	392	
December	418	
January	461	
February	524	
March	551	
April	984	
May	984	
June	984	

### QUALITY

	Quantity	Base Number	Contract	AT	Region	England
% of FP17s for the same patient ID Re-attending within 3 months - Children	13	109	11.9%	10.6%	11.3%	11.5%
% of FP17s for the same patient ID Re-attending within 3 months - Adults	5	63	7.9%	14.5%	14.9%	15.4%
% of FP17s for the same patient ID Re-attending between 3 & 9 months - Children	43	109	39.4%	58.1%	60.0%	58.9%
% of FP17s for the same patient ID Re-attending between 3 & 9 months - Adults	15	63	23.8%	49.3%	52.6%	51.6%
% of FP17s for Band 1 Urgent Courses	5	29	17.2%	8.9%	7.9%	8.9%
% of FP17s Relating to Free Repair or Replacements	0	29	0.0%	0.7%	0.8%	0.8%
% of FP17s Relating to Continuations	0	29	0.0%	0.8%	0.9%	0.9%
% of Patients satisfied with the dentistry they have received	0	0	N/A	93.6%	93.2%	93.2%
% of Patients satisfied with the time they had to wait for an appointment	0	0	N/A	87.7%	89.1%	88.8%

\* This is based on patients treated on this contract for their most recent course of treatment. Figures in italics indicate the base number of FP17s or Patient Questionnaire responses are less than 100. N/A is shown where the base number of responses is less than 10 during the period. % is calculated as Quantity/Base number\*100

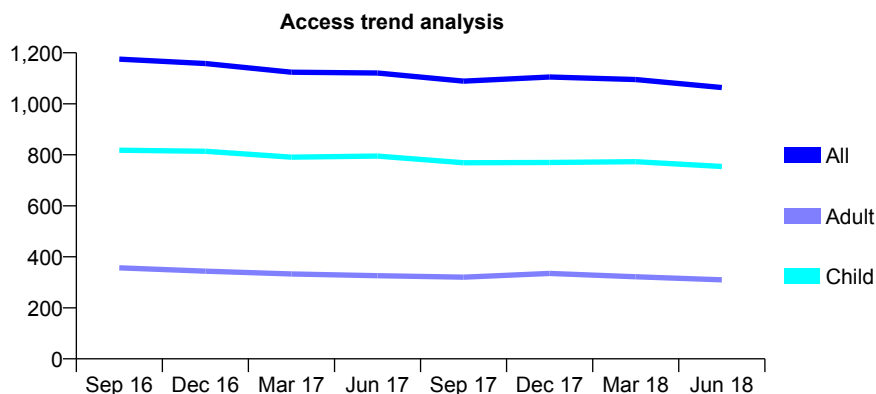
## Q58 - Vital Signs At a Glance Contract Report for 174149/0001 - June 2018

Name or company name	East Park Dental Practice Ltd
Contract type name	GDS Contract
Purpose of contract	General
Contract start date	20/07/2007
Contract end date	

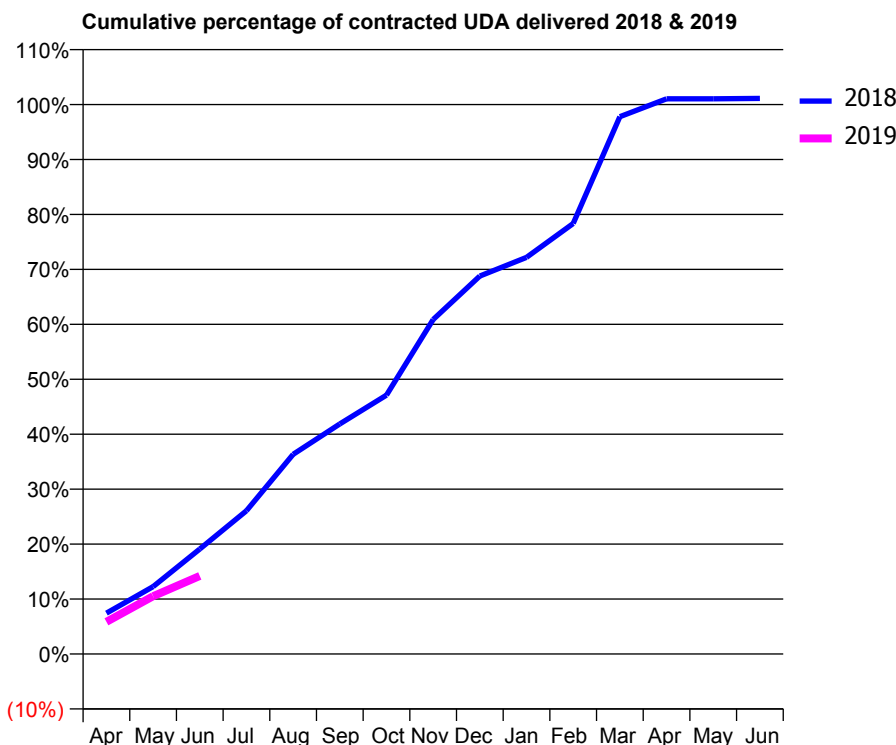
18/19 Contracted general activity (UDA)	2,450
Carry forward general activity (UDA)	0
18/19 Contracted orthodontic activity (UOA)	0
Carry forward orthodontic activity (UOA)	0
Baseline contract value	£57,296.90

### ACCESS\*

Patients seen in 24 months	Total	Change since previous quarter
Quarter ending June 2017	1,121	
Quarter ending September 2017	1,089	↓
Quarter ending December 2017	1,105	→
Quarter ending March 2018	1,095	→
Quarter ending June 2018	1,064	↓
<b>Variance since June 2017</b>	<b>(5.1%)</b>	<b>↓</b>



### ACTIVITY



Adjusted Scheduled Activity (UDA)		
Month	2018	2019
April	182	143
May	301	258
June	468	348
July	639	
August	890	
September	1,026	
October	1,154	
November	1,491	
December	1,685	
January	1,769	
February	1,919	
March	2,396	
April	2,475	
May	2,475	
June	2,477	

### QUALITY

	Quantity	Base Number	Contract	AT	Region	England
% of FP17s for the same patient ID Re-attending within 3 months - Children	52	273	19.0%	10.6%	11.3%	11.5%
% of FP17s for the same patient ID Re-attending within 3 months - Adults	8	47	17.0%	14.5%	14.9%	15.4%
% of FP17s for the same patient ID Re-attending between 3 & 9 months - Children	175	273	64.1%	58.1%	60.0%	58.9%
% of FP17s for the same patient ID Re-attending between 3 & 9 months - Adults	32	47	68.1%	49.3%	52.6%	51.6%
% of FP17s for Band 1 Urgent Courses	15	264	5.7%	8.9%	7.9%	8.9%
% of FP17s Relating to Free Repair or Replacements	0	264	0.0%	0.7%	0.8%	0.8%
% of FP17s Relating to Continuations	0	264	0.0%	0.8%	0.9%	0.9%
% of Patients satisfied with the dentistry they have received	1	1	N/A	93.6%	93.2%	93.2%
% of Patients satisfied with the time they had to wait for an appointment	1	1	N/A	87.7%	89.1%	88.8%

\* This is based on patients treated on this contract for their most recent course of treatment. Figures in italics indicate the base number of FP17s or Patient Questionnaire responses are less than 100. N/A is shown where the base number of responses is less than 10 during the period. % is calculated as Quantity/Base number\*100

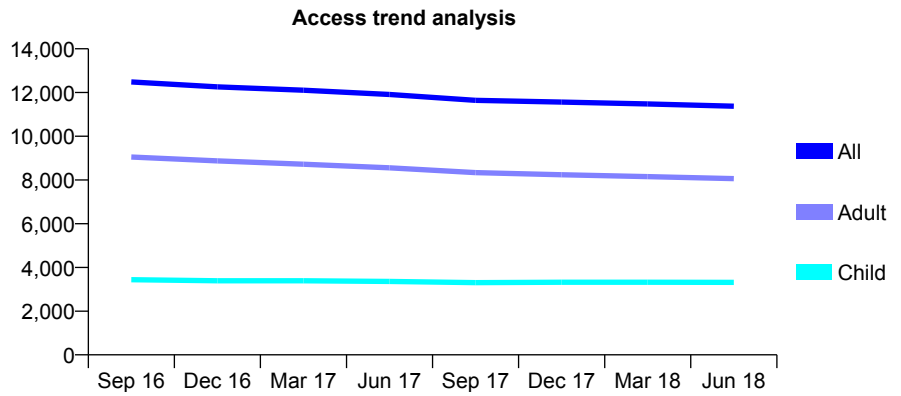
## Q58 - Vital Signs At a Glance Contract Report for 175250/0001 - June 2018

Name or company name	Mawsley Dental Clinic
Contract type name	GDS Contract
Purpose of contract	General
Contract start date	01/10/2007
Contract end date	

18/19 Contracted general activity (UDA)	30,511
Carry forward general activity (UDA)	0
18/19 Contracted orthodontic activity (UOA)	0
Carry forward orthodontic activity (UOA)	0
Baseline contract value	£938,473.30

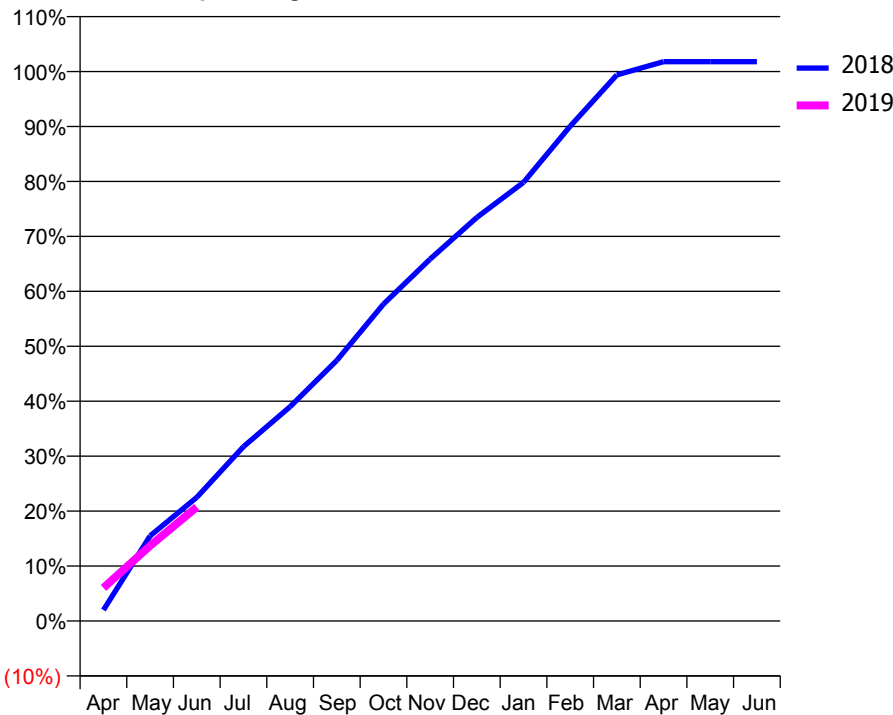
### ACCESS\*

Patients seen in 24 months	Total	Change since previous quarter
Quarter ending June 2017	11,909	
Quarter ending September 2017	11,640	↓
Quarter ending December 2017	11,560	→
Quarter ending March 2018	11,475	→
Quarter ending June 2018	11,373	→
<b>Variance since June 2017</b>	<b>(4.5%)</b>	<b>↓</b>



### ACTIVITY

Cumulative percentage of contracted UDA delivered 2018 & 2019



Month	Adjusted Scheduled Activity (UDA)	
	2018	2019
April	610	1,840
May	4,724	4,178
June	6,871	6,324
July	9,681	
August	11,905	
September	14,468	
October	17,599	
November	20,098	
December	22,405	
January	24,355	
February	27,474	
March	30,324	
April	31,053	
May	31,053	
June	31,053	

### QUALITY

	Quantity	Base Number	Contract	AT	Region	England
% of FP17s for the same patient ID Re-attending within 3 months - Children	107	1,243	8.6%	10.6%	11.3%	11.5%
% of FP17s for the same patient ID Re-attending within 3 months - Adults	337	2,431	13.9%	14.5%	14.9%	15.4%
% of FP17s for the same patient ID Re-attending between 3 & 9 months - Children	785	1,243	63.2%	58.1%	60.0%	58.9%
% of FP17s for the same patient ID Re-attending between 3 & 9 months - Adults	1,234	2,431	50.8%	49.3%	52.6%	51.6%
% of FP17s for Band 1 Urgent Courses	306	3,270	9.4%	8.9%	7.9%	8.9%
% of FP17s Relating to Free Repair or Replacements	21	3,270	0.6%	0.7%	0.8%	0.8%
% of FP17s Relating to Continuations	53	3,270	1.6%	0.8%	0.9%	0.9%
% of Patients satisfied with the dentistry they have received	7	7	N/A	93.6%	93.2%	93.2%
% of Patients satisfied with the time they had to wait for an appointment	7	7	N/A	87.7%	89.1%	88.8%

\* This is based on patients treated on this contract for their most recent course of treatment. Figures in italics indicate the base number of FP17s or Patient Questionnaire responses are less than 100. N/A is shown where the base number of responses is less than 10 during the period. % is calculated as Quantity/Base number\*100

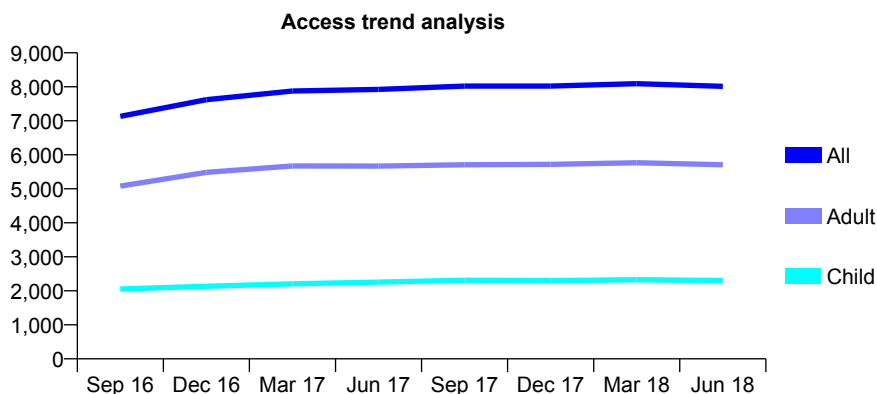
## Q58 - Vital Signs At a Glance Contract Report for 175749/0001 - June 2018

Name or company name	Waltham Cross Partnership
Contract type name	GDS Contract
Purpose of contract	General
Contract start date	01/02/2015
Contract end date	

18/19 Contracted general activity (UDA)	30,003
Carry forward general activity (UDA)	0
18/19 Contracted orthodontic activity (UOA)	0
Carry forward orthodontic activity (UOA)	0
Baseline contract value	£760,269.79

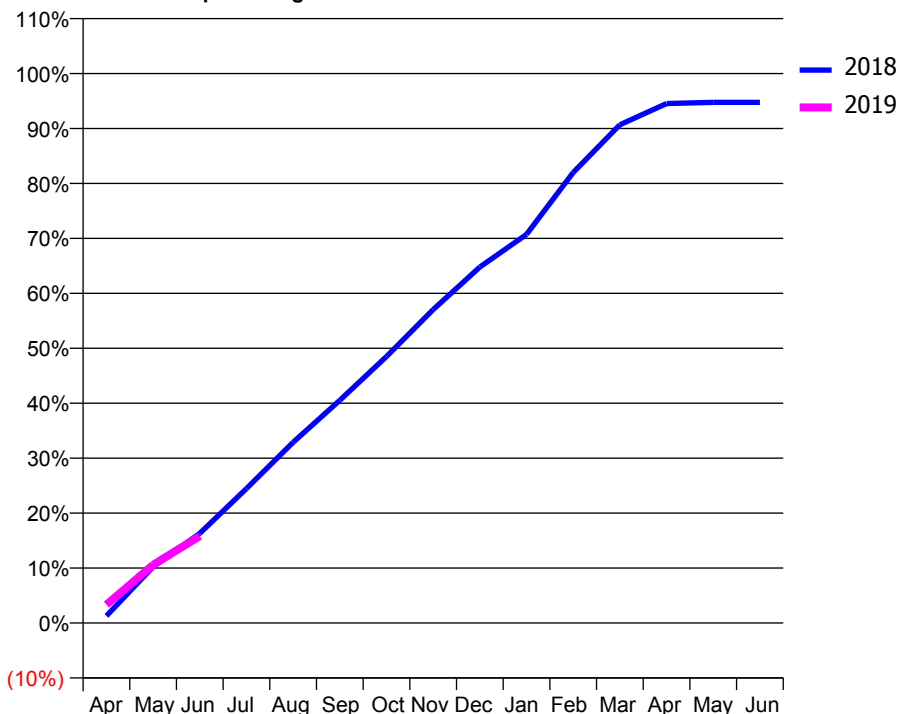
### ACCESS\*

Patients seen in 24 months	Total	Change since previous quarter
Quarter ending June 2017	7,922	
Quarter ending September 2017	8,022	→
Quarter ending December 2017	8,022	→
Quarter ending March 2018	8,091	→
Quarter ending June 2018	8,013	→
<b>Variance since June 2017</b>	<b>1.1%</b>	<b>→</b>



### ACTIVITY

Cumulative percentage of contracted UDA delivered 2018 & 2019



Month	Adjusted Scheduled Activity (UDA)	
	2018	2019
April	387	1,002
May	3,072	3,177
June	4,899	4,754
July	7,340	
August	9,872	
September	12,166	
October	14,554	
November	17,112	
December	19,434	
January	21,222	
February	24,596	
March	27,206	
April	28,363	
May	28,429	
June	28,427	

### QUALITY

	Quantity	Base Number	Contract	AT	Region	England
% of FP17s for the same patient ID Re-attending within 3 months - Children	109	769	14.2%	10.6%	11.3%	11.5%
% of FP17s for the same patient ID Re-attending within 3 months - Adults	305	1,441	21.2%	14.5%	14.9%	15.4%
% of FP17s for the same patient ID Re-attending between 3 & 9 months - Children	362	769	47.1%	58.1%	60.0%	58.9%
% of FP17s for the same patient ID Re-attending between 3 & 9 months - Adults	523	1,441	36.3%	49.3%	52.6%	51.6%
% of FP17s for Band 1 Urgent Courses	256	1,804	14.2%	8.9%	7.9%	8.9%
% of FP17s Relating to Free Repair or Replacements	17	1,804	0.9%	0.7%	0.8%	0.8%
% of FP17s Relating to Continuations	58	1,804	3.2%	0.8%	0.9%	0.9%
% of Patients satisfied with the dentistry they have received	10	10	100.0%	93.6%	93.2%	93.2%
% of Patients satisfied with the time they had to wait for an appointment	10	10	100.0%	87.7%	89.1%	88.8%

\* This is based on patients treated on this contract for their most recent course of treatment. Figures in italics indicate the base number of FP17s or Patient Questionnaire responses are less than 100. N/A is shown where the base number of responses is less than 10 during the period. % is calculated as Quantity/Base number\*100

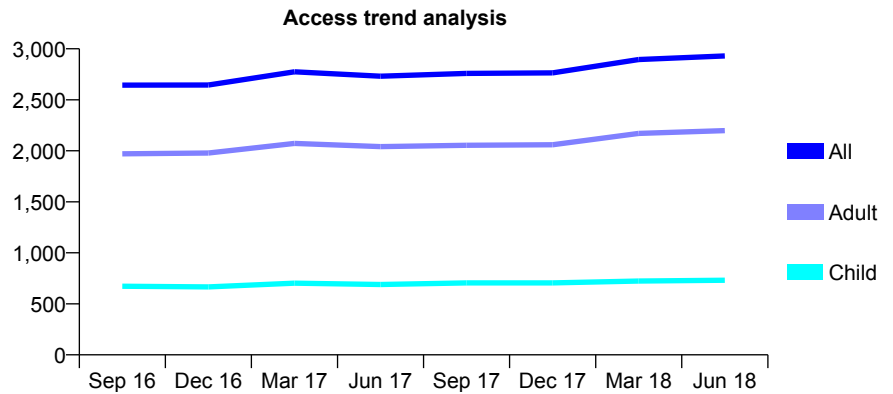
## Q58 - Vital Signs At a Glance Contract Report for 176826/0001 - June 2018

Name or company name	Tooth Logic Limited
Contract type name	GDS Contract
Purpose of contract	General
Contract start date	03/11/2014
Contract end date	

18/19 Contracted general activity (UDA)	10,000
Carry forward general activity (UDA)	0
18/19 Contracted orthodontic activity (UOA)	0
Carry forward orthodontic activity (UOA)	0
Baseline contract value	£244,571.92

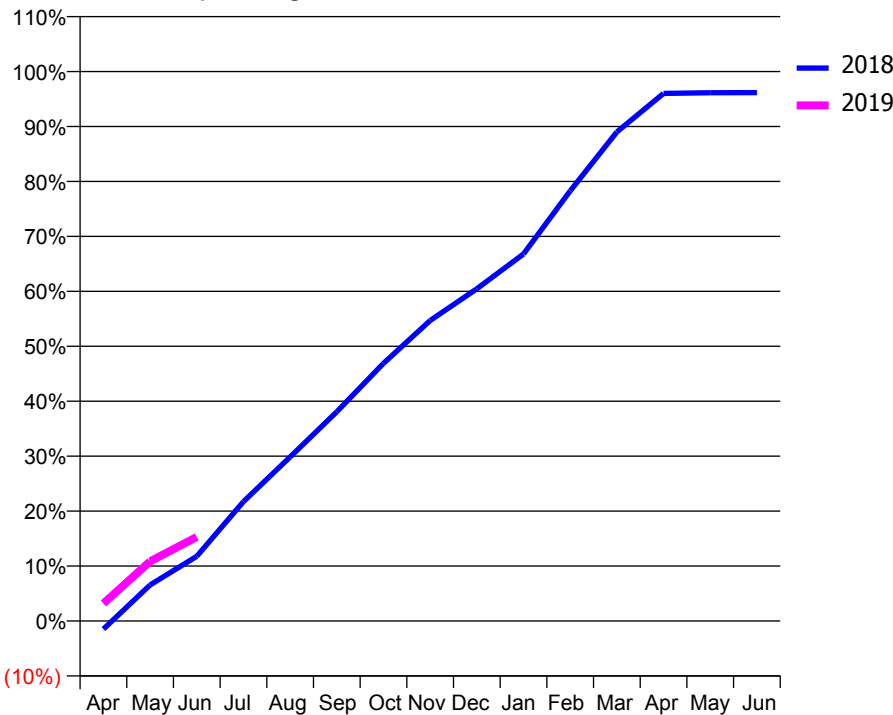
### ACCESS\*

Patients seen in 24 months	Total	Change since previous quarter
Quarter ending June 2017	2,731	
Quarter ending September 2017	2,759	→
Quarter ending December 2017	2,764	→
Quarter ending March 2018	2,895	↑
Quarter ending June 2018	2,930	→
<b>Variance since June 2017</b>	<b>7.3%</b>	<b>↑</b>



### ACTIVITY

Cumulative percentage of contracted UDA delivered 2018 & 2019



Month	Adjusted Scheduled Activity (UDA)	
	2018	2019
April	-149	319
May	656	1,085
June	1,177	1,530
July	2,172	
August	2,985	
September	3,808	
October	4,689	
November	5,468	
December	6,045	
January	6,680	
February	7,828	
March	8,900	
April	9,602	
May	9,614	
June	9,615	

### QUALITY

	Quantity	Base Number	Contract	AT	Region	England
% of FP17s for the same patient ID Re-attending within 3 months - Children	15	173	8.7%	10.6%	11.3%	11.5%
% of FP17s for the same patient ID Re-attending within 3 months - Adults	126	723	17.4%	14.5%	14.9%	15.4%
% of FP17s for the same patient ID Re-attending between 3 & 9 months - Children	92	173	53.2%	58.1%	60.0%	58.9%
% of FP17s for the same patient ID Re-attending between 3 & 9 months - Adults	362	723	50.1%	49.3%	52.6%	51.6%
% of FP17s for Band 1 Urgent Courses	51	690	7.4%	8.9%	7.9%	8.9%
% of FP17s Relating to Free Repair or Replacements	13	690	1.9%	0.7%	0.8%	0.8%
% of FP17s Relating to Continuations	27	690	3.9%	0.8%	0.9%	0.9%
% of Patients satisfied with the dentistry they have received	2	2	N/A	93.6%	93.2%	93.2%
% of Patients satisfied with the time they had to wait for an appointment	1	2	N/A	87.7%	89.1%	88.8%

\* This is based on patients treated on this contract for their most recent course of treatment. Figures in italics indicate the base number of FP17s or Patient Questionnaire responses are less than 100. N/A is shown where the base number of responses is less than 10 during the period. % is calculated as Quantity/Base number\*100

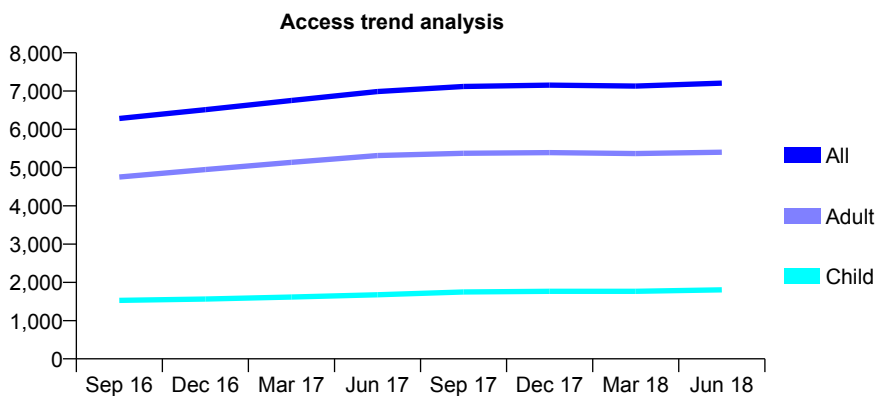
## Q58 - Vital Signs At a Glance Contract Report for 176893/0003 - June 2018

Name or company name	Knape Ltd
Contract type name	GDS Contract
Purpose of contract	General
Contract start date	01/04/2007
Contract end date	

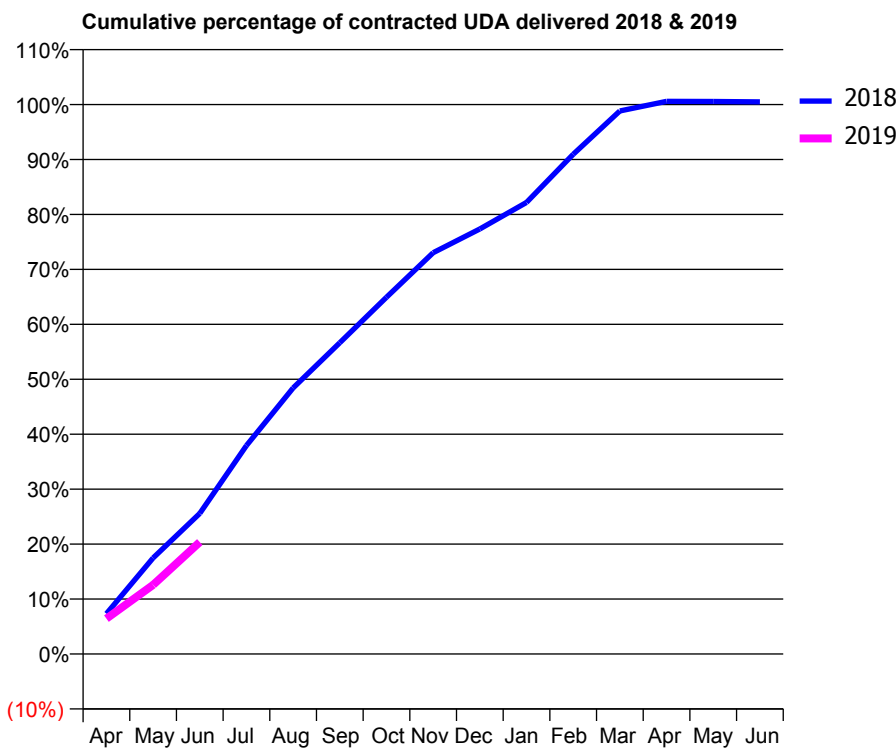
18/19 Contracted general activity (UDA)	18,713
Carry forward general activity (UDA)	0
18/19 Contracted orthodontic activity (UOA)	0
Carry forward orthodontic activity (UOA)	0
Baseline contract value	£665,839.00

### ACCESS\*

Patients seen in 24 months	Total	Change since previous quarter
Quarter ending June 2017	6,987	
Quarter ending September 2017	7,120	→
Quarter ending December 2017	7,156	→
Quarter ending March 2018	7,129	→
Quarter ending June 2018	7,208	→
<b>Variance since June 2017</b>	<b>3.2%</b>	<b>↑</b>



### ACTIVITY



Month	Adjusted Scheduled Activity (UDA)	
	2018	2019
April	1,375	1,207
May	3,272	2,356
June	4,788	3,814
July	7,098	
August	9,063	
September	10,600	
October	12,151	
November	13,665	
December	14,474	
January	15,378	
February	17,016	
March	18,495	
April	18,820	
May	18,816	
June	18,804	

### QUALITY

	Quantity	Base Number	Contract	AT	Region	England
% of FP17s for the same patient ID Re-attending within 3 months - Children	23	621	3.7%	10.6%	11.3%	11.5%
% of FP17s for the same patient ID Re-attending within 3 months - Adults	50	1,486	3.4%	14.5%	14.9%	15.4%
% of FP17s for the same patient ID Re-attending between 3 & 9 months - Children	419	621	67.5%	58.1%	60.0%	58.9%
% of FP17s for the same patient ID Re-attending between 3 & 9 months - Adults	803	1,486	54.0%	49.3%	52.6%	51.6%
% of FP17s for Band 1 Urgent Courses	94	1,916	4.9%	8.9%	7.9%	8.9%
% of FP17s Relating to Free Repair or Replacements	4	1,916	0.2%	0.7%	0.8%	0.8%
% of FP17s Relating to Continuations	0	1,916	0.0%	0.8%	0.9%	0.9%
% of Patients satisfied with the dentistry they have received	3	3	N/A	93.6%	93.2%	93.2%
% of Patients satisfied with the time they had to wait for an appointment	3	3	N/A	87.7%	89.1%	88.8%

\* This is based on patients treated on this contract for their most recent course of treatment. Figures in italics indicate the base number of FP17s or Patient Questionnaire responses are less than 100. N/A is shown where the base number of responses is less than 10 during the period. % is calculated as Quantity/Base number\*100

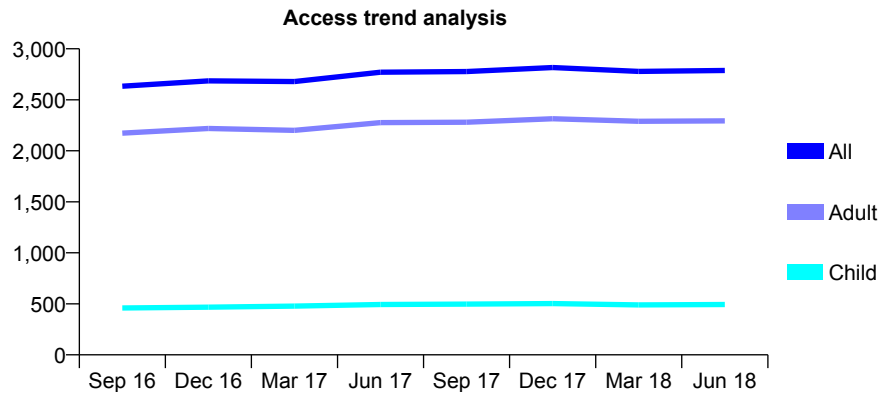
## Q58 - Vital Signs At a Glance Contract Report for 177288/0001 - June 2018

Name or company name	Mr P Cranfield and Mr V Gehani
Contract type name	GDS Contract
Purpose of contract	General
Contract start date	01/12/2013
Contract end date	

18/19 Contracted general activity (UDA)	6,698
Carry forward general activity (UDA)	0
18/19 Contracted orthodontic activity (UOA)	0
Carry forward orthodontic activity (UOA)	0
Baseline contract value	£154,299.49

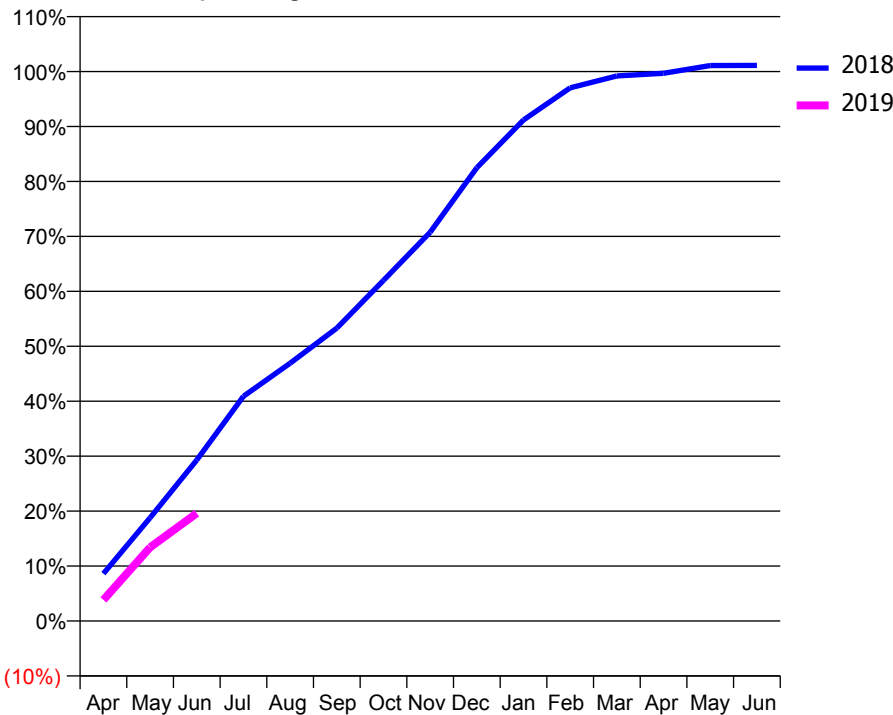
### ACCESS\*

Patients seen in 24 months	Total	Change since previous quarter
Quarter ending June 2017	2,771	
Quarter ending September 2017	2,777	→
Quarter ending December 2017	2,816	→
Quarter ending March 2018	2,779	↓
Quarter ending June 2018	2,787	→
<b>Variance since June 2017</b>	<b>0.6%</b>	<b>→</b>



### ACTIVITY

Cumulative percentage of contracted UDA delivered 2018 & 2019



Month	Adjusted Scheduled Activity (UDA)	
	2018	2019
April	578	258
May	1,259	899
June	1,962	1,314
July	2,739	
August	3,142	
September	3,570	
October	4,152	
November	4,739	
December	5,525	
January	6,108	
February	6,499	
March	6,644	
April	6,676	
May	6,770	
June	6,772	

### QUALITY

	Quantity	Base Number	Contract	AT	Region	England
% of FP17s for the same patient ID Re-attending within 3 months - Children	10	185	5.4%	10.6%	11.3%	11.5%
% of FP17s for the same patient ID Re-attending within 3 months - Adults	25	701	3.6%	14.5%	14.9%	15.4%
% of FP17s for the same patient ID Re-attending between 3 & 9 months - Children	125	185	67.6%	58.1%	60.0%	58.9%
% of FP17s for the same patient ID Re-attending between 3 & 9 months - Adults	484	701	69.0%	49.3%	52.6%	51.6%
% of FP17s for Band 1 Urgent Courses	48	808	5.9%	8.9%	7.9%	8.9%
% of FP17s Relating to Free Repair or Replacements	5	808	0.6%	0.7%	0.8%	0.8%
% of FP17s Relating to Continuations	1	808	0.1%	0.8%	0.9%	0.9%
% of Patients satisfied with the dentistry they have received	5	5	N/A	93.6%	93.2%	93.2%
% of Patients satisfied with the time they had to wait for an appointment	5	5	N/A	87.7%	89.1%	88.8%

\* This is based on patients treated on this contract for their most recent course of treatment. Figures in italics indicate the base number of FP17s or Patient Questionnaire responses are less than 100. N/A is shown where the base number of responses is less than 10 during the period. % is calculated as Quantity/Base number\*100



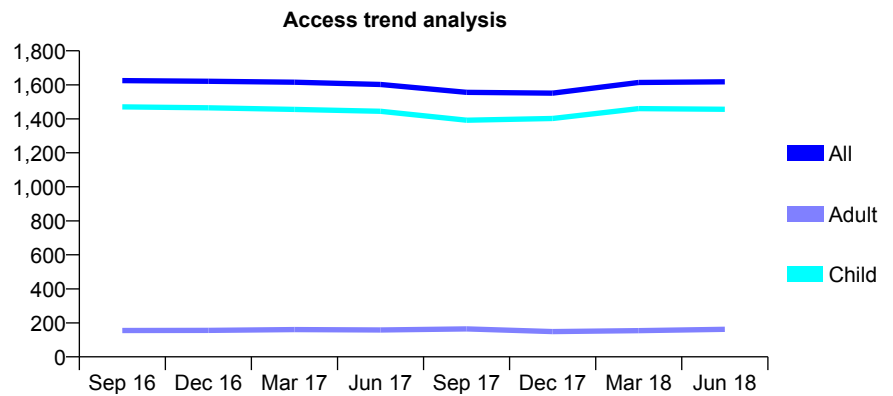
## Q58 - Vital Signs At a Glance Contract Report for 178381/0001 - June 2018

Name or company name	The Dental Clinic Ltd
Contract type name	GDS Contract
Purpose of contract	General
Contract start date	07/04/2007
Contract end date	

18/19 Contracted general activity (UDA)	2,858
Carry forward general activity (UDA)	0
18/19 Contracted orthodontic activity (UOA)	0
Carry forward orthodontic activity (UOA)	0
Baseline contract value	£69,899.20

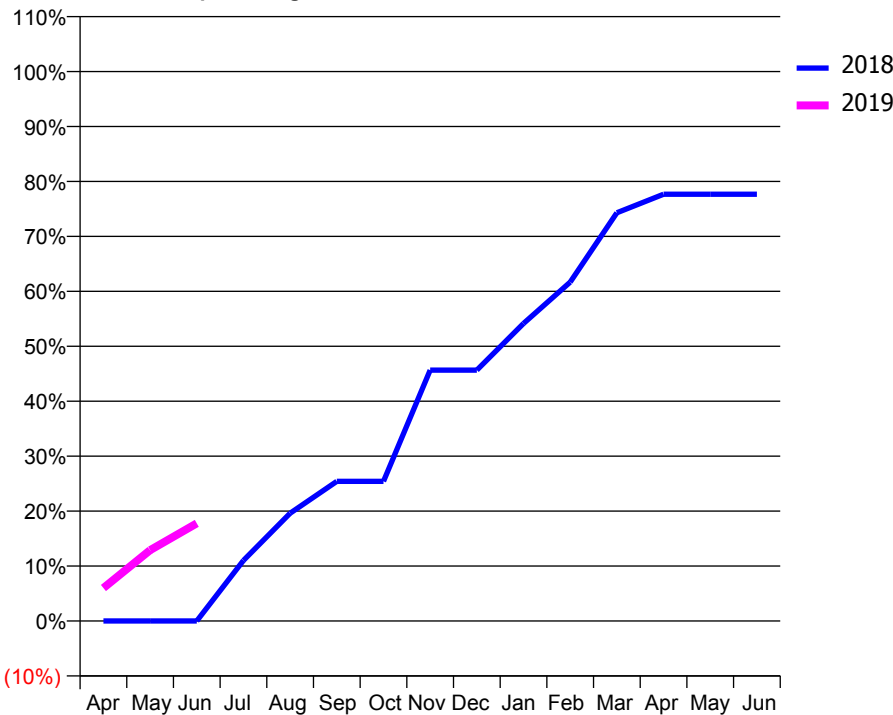
### ACCESS\*

Patients seen in 24 months	Total	Change since previous quarter
Quarter ending June 2017	1,602	
Quarter ending September 2017	1,556	↓
Quarter ending December 2017	1,551	→
Quarter ending March 2018	1,614	↑
Quarter ending June 2018	1,618	→
<b>Variance since June 2017</b>	<b>1.0%</b>	<b>→</b>



### ACTIVITY

Cumulative percentage of contracted UDA delivered 2018 & 2019



Month	Adjusted Scheduled Activity (UDA)	
	2018	2019
April	0	172
May	0	369
June	0	508
July	315	
August	561	
September	727	
October	727	
November	1,305	
December	1,305	
January	1,548	
February	1,763	
March	2,123	
April	2,220	
May	2,220	
June	2,220	

### QUALITY

	Quantity	Base Number	Contract	AT	Region	England
% of FP17s for the same patient ID Re-attending within 3 months - Children	29	457	6.3%	10.6%	11.3%	11.5%
% of FP17s for the same patient ID Re-attending within 3 months - Adults	0	5	0.0%	14.5%	14.9%	15.4%
% of FP17s for the same patient ID Re-attending between 3 & 9 months - Children	258	457	56.5%	58.1%	60.0%	58.9%
% of FP17s for the same patient ID Re-attending between 3 & 9 months - Adults	2	5	40.0%	49.3%	52.6%	51.6%
% of FP17s for Band 1 Urgent Courses	6	397	1.5%	8.9%	7.9%	8.9%
% of FP17s Relating to Free Repair or Replacements	0	397	0.0%	0.7%	0.8%	0.8%
% of FP17s Relating to Continuations	9	397	2.3%	0.8%	0.9%	0.9%
% of Patients satisfied with the dentistry they have received	0	0	N/A	93.6%	93.2%	93.2%
% of Patients satisfied with the time they had to wait for an appointment	0	0	N/A	87.7%	89.1%	88.8%

\* This is based on patients treated on this contract for their most recent course of treatment. Figures in italics indicate the base number of FP17s or Patient Questionnaire responses are less than 100. N/A is shown where the base number of responses is less than 10 during the period. % is calculated as Quantity/Base number\*100

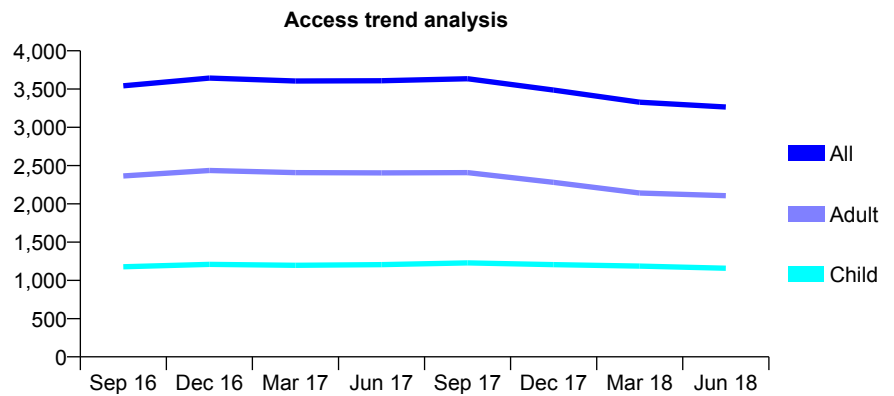
## Q58 - Vital Signs At a Glance Contract Report for 180386/0001 - June 2018

Name or company name	Hoddesdon Dental Surgery Limited
Contract type name	GDS Contract
Purpose of contract	General
Contract start date	01/04/2007
Contract end date	

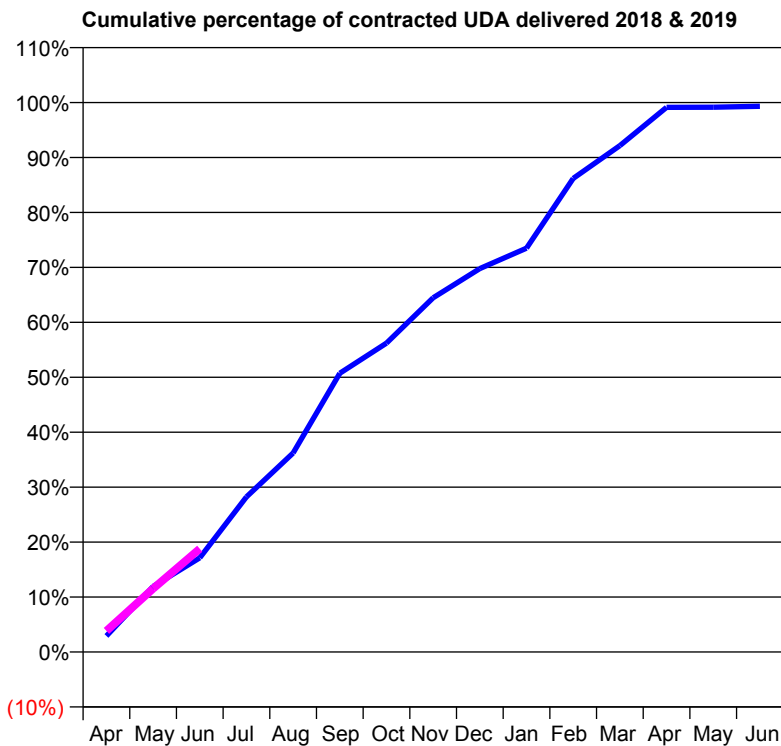
18/19 Contracted general activity (UDA)	6,370
Carry forward general activity (UDA)	0
18/19 Contracted orthodontic activity (UOA)	0
Carry forward orthodontic activity (UOA)	0
Baseline contract value	£159,296.45

### ACCESS\*

Patients seen in 24 months	Total	Change since previous quarter
Quarter ending June 2017	3,609	
Quarter ending September 2017	3,635	→
Quarter ending December 2017	3,486	↓
Quarter ending March 2018	3,328	↓
Quarter ending June 2018	3,265	↓
<b>Variance since June 2017</b>	<b>(9.5%)</b>	<b>↓</b>



### ACTIVITY



Month	Adjusted Scheduled Activity (UDA)	
	2018	2019
April	186	246
May	760	735
June	1,093	1,197
July	1,798	
August	2,308	
September	3,231	
October	3,581	
November	4,106	
December	4,445	
January	4,681	
February	5,490	
March	5,870	
April	6,313	
May	6,315	
June	6,326	

### QUALITY

	Quantity	Base Number	Contract	AT	Region	England
% of FP17s for the same patient ID Re-attending within 3 months - Children	23	326	7.1%	10.6%	11.3%	11.5%
% of FP17s for the same patient ID Re-attending within 3 months - Adults	80	568	14.1%	14.5%	14.9%	15.4%
% of FP17s for the same patient ID Re-attending between 3 & 9 months - Children	172	326	52.8%	58.1%	60.0%	58.9%
% of FP17s for the same patient ID Re-attending between 3 & 9 months - Adults	201	568	35.4%	49.3%	52.6%	51.6%
% of FP17s for Band 1 Urgent Courses	74	635	11.7%	8.9%	7.9%	8.9%
% of FP17s Relating to Free Repair or Replacements	3	635	0.5%	0.7%	0.8%	0.8%
% of FP17s Relating to Continuations	2	635	0.3%	0.8%	0.9%	0.9%
% of Patients satisfied with the dentistry they have received	1	1	N/A	93.6%	93.2%	93.2%
% of Patients satisfied with the time they had to wait for an appointment	1	1	N/A	87.7%	89.1%	88.8%

\* This is based on patients treated on this contract for their most recent course of treatment. Figures in italics indicate the base number of FP17s or Patient Questionnaire responses are less than 100. N/A is shown where the base number of responses is less than 10 during the period. % is calculated as Quantity/Base number\*100

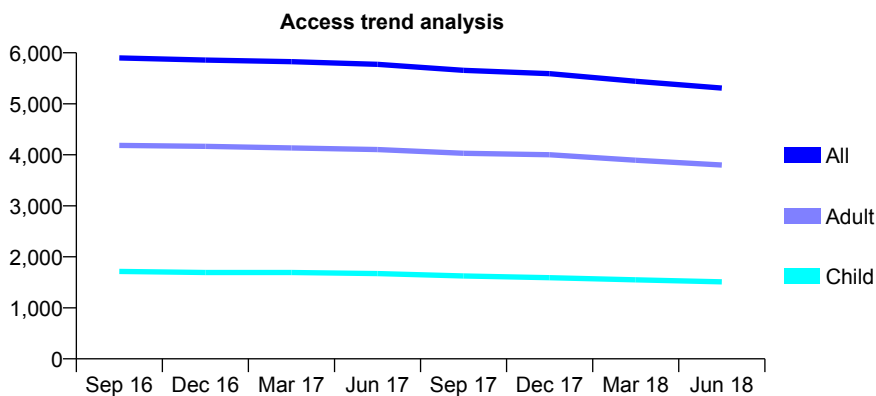
## Q58 - Vital Signs At a Glance Contract Report for 181153/0001 - June 2018

Name or company name	Katherine Place Dental Practice
Contract type name	GDS Contract
Purpose of contract	General
Contract start date	01/07/2007
Contract end date	

18/19 Contracted general activity (UDA)	13,580
Carry forward general activity (UDA)	0
18/19 Contracted orthodontic activity (UOA)	0
Carry forward orthodontic activity (UOA)	0
Baseline contract value	£354,483.55

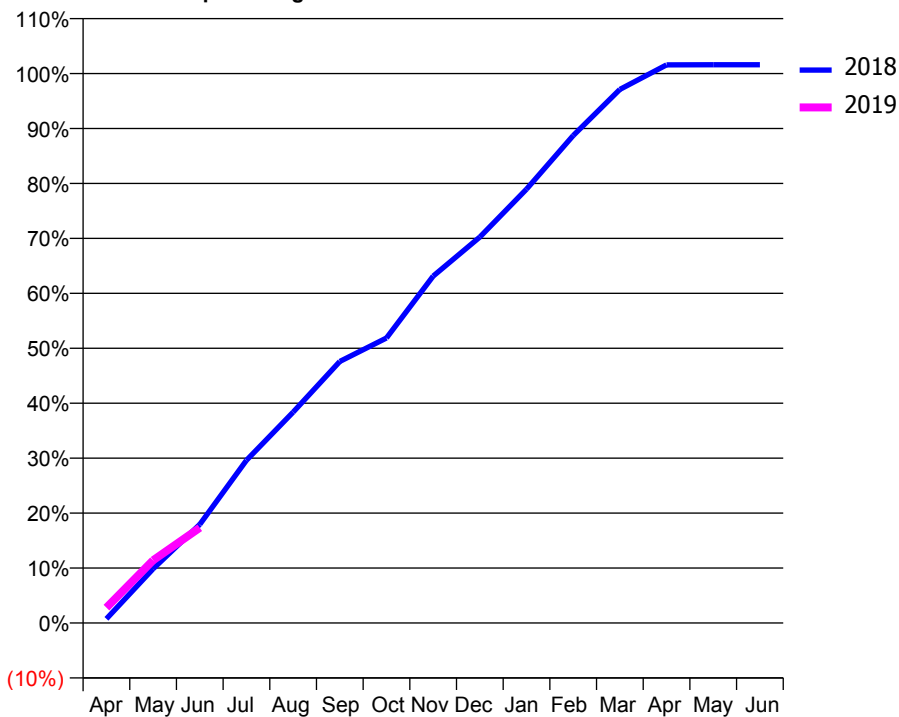
### ACCESS\*

Patients seen in 24 months	Total	Change since previous quarter
Quarter ending June 2017	5,774	
Quarter ending September 2017	5,656	↓
Quarter ending December 2017	5,592	↓
Quarter ending March 2018	5,443	↓
Quarter ending June 2018	5,308	↓
<b>Variance since June 2017</b>	<b>(8.1%)</b>	<b>↓</b>



### ACTIVITY

Cumulative percentage of contracted UDA delivered 2018 & 2019



Month	Adjusted Scheduled Activity (UDA)	
	2018	2019
April	104	382
May	1,341	1,550
June	2,437	2,355
July	4,022	
August	5,210	
September	6,464	
October	7,045	
November	8,573	
December	9,540	
January	10,721	
February	12,046	
March	13,186	
April	13,792	
May	13,797	
June	13,797	

### QUALITY

	Quantity	Base Number	Contract	AT	Region	England
% of FP17s for the same patient ID Re-attending within 3 months - Children	23	450	5.1%	10.6%	11.3%	11.5%
% of FP17s for the same patient ID Re-attending within 3 months - Adults	209	1,157	18.1%	14.5%	14.9%	15.4%
% of FP17s for the same patient ID Re-attending between 3 & 9 months - Children	268	450	59.6%	58.1%	60.0%	58.9%
% of FP17s for the same patient ID Re-attending between 3 & 9 months - Adults	580	1,157	50.1%	49.3%	52.6%	51.6%
% of FP17s for Band 1 Urgent Courses	148	1,240	11.9%	8.9%	7.9%	8.9%
% of FP17s Relating to Free Repair or Replacements	14	1,240	1.1%	0.7%	0.8%	0.8%
% of FP17s Relating to Continuations	27	1,240	2.2%	0.8%	0.9%	0.9%
% of Patients satisfied with the dentistry they have received	4	5	N/A	93.6%	93.2%	93.2%
% of Patients satisfied with the time they had to wait for an appointment	3	5	N/A	87.7%	89.1%	88.8%

\* This is based on patients treated on this contract for their most recent course of treatment. Figures in italics indicate the base number of FP17s or Patient Questionnaire responses are less than 100. N/A is shown where the base number of responses is less than 10 during the period. % is calculated as Quantity/Base number\*100

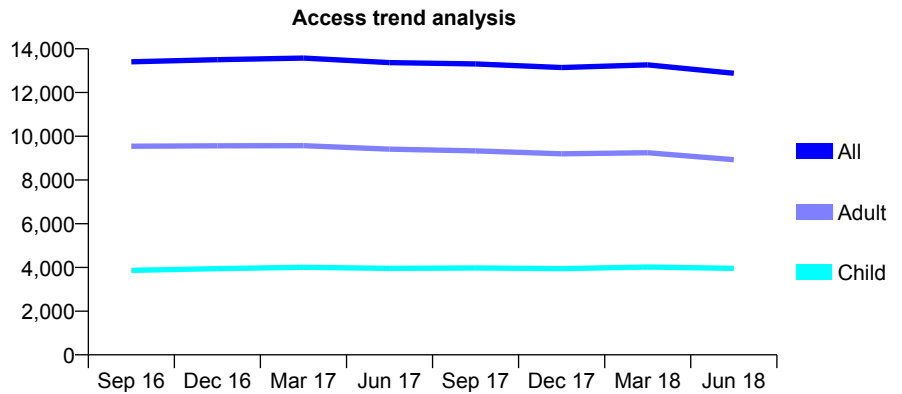
## Q58 - Vital Signs At a Glance Contract Report for 182877/0001 - June 2018

Name or company name	Smileright Limited
Contract type name	GDS Contract
Purpose of contract	General
Contract start date	01/04/2011
Contract end date	

18/19 Contracted general activity (UDA)	35,830
Carry forward general activity (UDA)	0
18/19 Contracted orthodontic activity (UOA)	0
Carry forward orthodontic activity (UOA)	0
Baseline contract value	£990,442.50

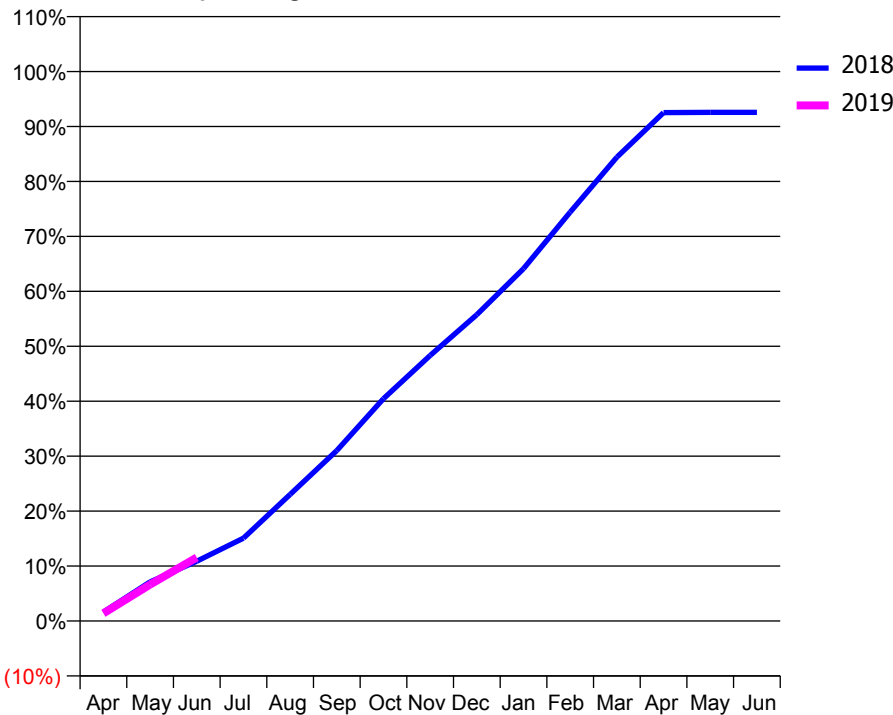
### ACCESS\*

Patients seen in 24 months	Total	Change since previous quarter
Quarter ending June 2017	13,368	
Quarter ending September 2017	13,309	→
Quarter ending December 2017	13,145	↓
Quarter ending March 2018	13,263	→
Quarter ending June 2018	12,880	↓
<b>Variance since June 2017</b>	<b>(3.7%)</b>	<b>↓</b>



### ACTIVITY

Cumulative percentage of contracted UDA delivered 2018 & 2019



Month	Adjusted Scheduled Activity (UDA)	
	2018	2019
April	583	496
May	2,550	2,378
June	3,897	4,144
July	5,404	
August	8,259	
September	11,115	
October	14,501	
November	17,320	
December	19,974	
January	22,977	
February	26,659	
March	30,249	
April	33,148	
May	33,164	
June	33,164	

### QUALITY

	Quantity	Base Number	Contract	AT	Region	England
% of FP17s for the same patient ID Re-attending within 3 months - Children	78	1,094	7.1%	10.6%	11.3%	11.5%
% of FP17s for the same patient ID Re-attending within 3 months - Adults	374	2,703	13.8%	14.5%	14.9%	15.4%
% of FP17s for the same patient ID Re-attending between 3 & 9 months - Children	495	1,094	45.2%	58.1%	60.0%	58.9%
% of FP17s for the same patient ID Re-attending between 3 & 9 months - Adults	1,152	2,703	42.6%	49.3%	52.6%	51.6%
% of FP17s for Band 1 Urgent Courses	279	2,390	11.7%	8.9%	7.9%	8.9%
% of FP17s Relating to Free Repair or Replacements	16	2,390	0.7%	0.7%	0.8%	0.8%
% of FP17s Relating to Continuations	8	2,390	0.3%	0.8%	0.9%	0.9%
% of Patients satisfied with the dentistry they have received	15	15	100.0%	93.6%	93.2%	93.2%
% of Patients satisfied with the time they had to wait for an appointment	13	15	86.7%	87.7%	89.1%	88.8%

\* This is based on patients treated on this contract for their most recent course of treatment. Figures in italics indicate the base number of FP17s or Patient Questionnaire responses are less than 100. N/A is shown where the base number of responses is less than 10 during the period. % is calculated as Quantity/Base number\*100

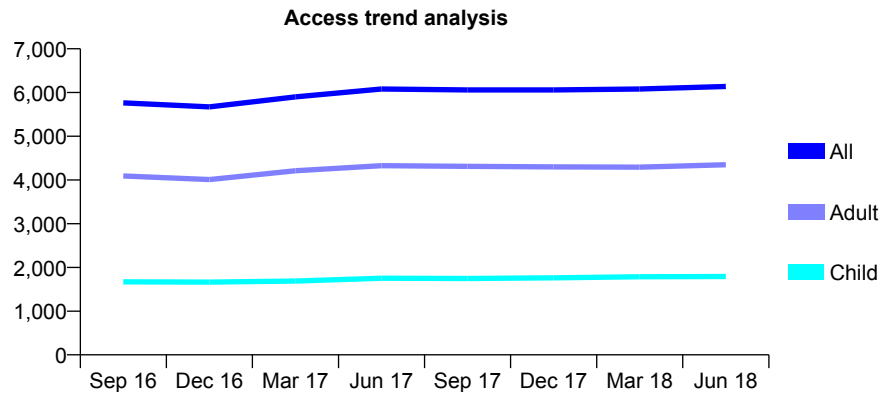
## Q58 - Vital Signs At a Glance Contract Report for 183598/0001 - June 2018

Name or company name	Birchwood Dental Practice
Contract type name	GDS Contract
Purpose of contract	General
Contract start date	01/04/2010
Contract end date	

18/19 Contracted general activity (UDA)	11,894
Carry forward general activity (UDA)	0
18/19 Contracted orthodontic activity (UOA)	0
Carry forward orthodontic activity (UOA)	0
Baseline contract value	£283,512.13

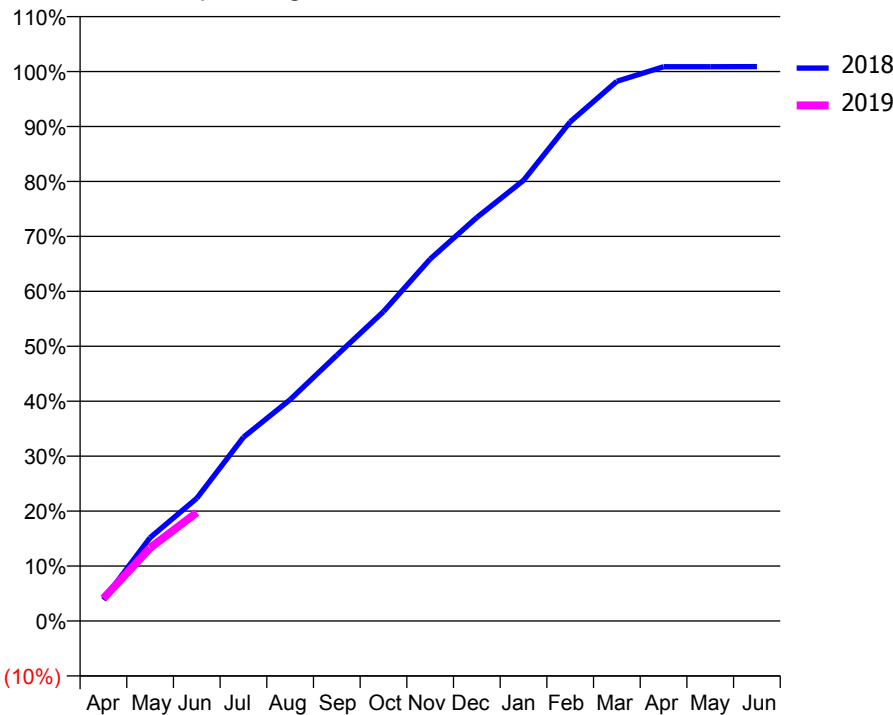
### ACCESS\*

Patients seen in 24 months	Total	Change since previous quarter
Quarter ending June 2017	6,079	
Quarter ending September 2017	6,059	→
Quarter ending December 2017	6,060	→
Quarter ending March 2018	6,081	→
Quarter ending June 2018	6,139	→
<b>Variance since June 2017</b>	<b>1.0%</b>	<b>→</b>



### ACTIVITY

Cumulative percentage of contracted UDA delivered 2018 & 2019



Month	Adjusted Scheduled Activity (UDA)	
	2018	2019
April	461	490
May	1,806	1,584
June	2,656	2,347
July	3,978	
August	4,792	
September	5,754	
October	6,699	
November	7,835	
December	8,736	
January	9,537	
February	10,804	
March	11,683	
April	11,996	
May	11,996	
June	11,999	

### QUALITY

	Quantity	Base Number	Contract	AT	Region	England
% of FP17s for the same patient ID Re-attending within 3 months - Children	36	527	6.8%	10.6%	11.3%	11.5%
% of FP17s for the same patient ID Re-attending within 3 months - Adults	128	1,032	12.4%	14.5%	14.9%	15.4%
% of FP17s for the same patient ID Re-attending between 3 & 9 months - Children	277	527	52.6%	58.1%	60.0%	58.9%
% of FP17s for the same patient ID Re-attending between 3 & 9 months - Adults	369	1,032	35.8%	49.3%	52.6%	51.6%
% of FP17s for Band 1 Urgent Courses	93	1,161	8.0%	8.9%	7.9%	8.9%
% of FP17s Relating to Free Repair or Replacements	12	1,161	1.0%	0.7%	0.8%	0.8%
% of FP17s Relating to Continuations	8	1,161	0.7%	0.8%	0.9%	0.9%
% of Patients satisfied with the dentistry they have received	10	12	83.3%	93.6%	93.2%	93.2%
% of Patients satisfied with the time they had to wait for an appointment	12	12	100.0%	87.7%	89.1%	88.8%

\* This is based on patients treated on this contract for their most recent course of treatment. Figures in italics indicate the base number of FP17s or Patient Questionnaire responses are less than 100. N/A is shown where the base number of responses is less than 10 during the period. % is calculated as Quantity/Base number\*100

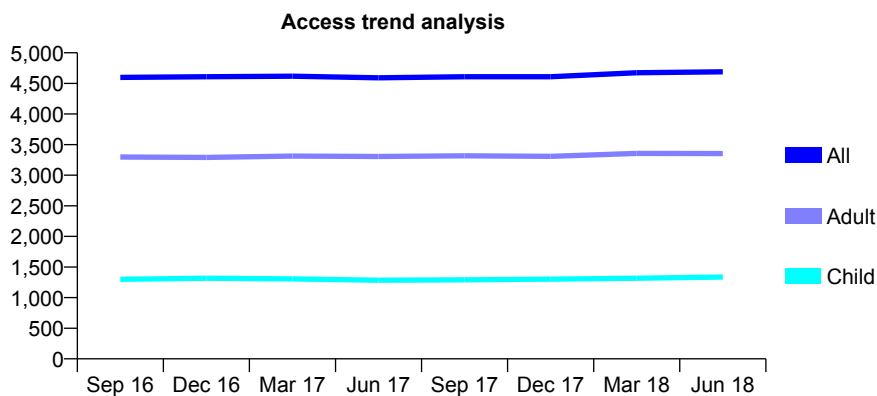
## Q58 - Vital Signs At a Glance Contract Report for 186376/0001 - June 2018

Name or company name	Saxby and Doherty
Contract type name	GDS Contract
Purpose of contract	General
Contract start date	03/09/2012
Contract end date	

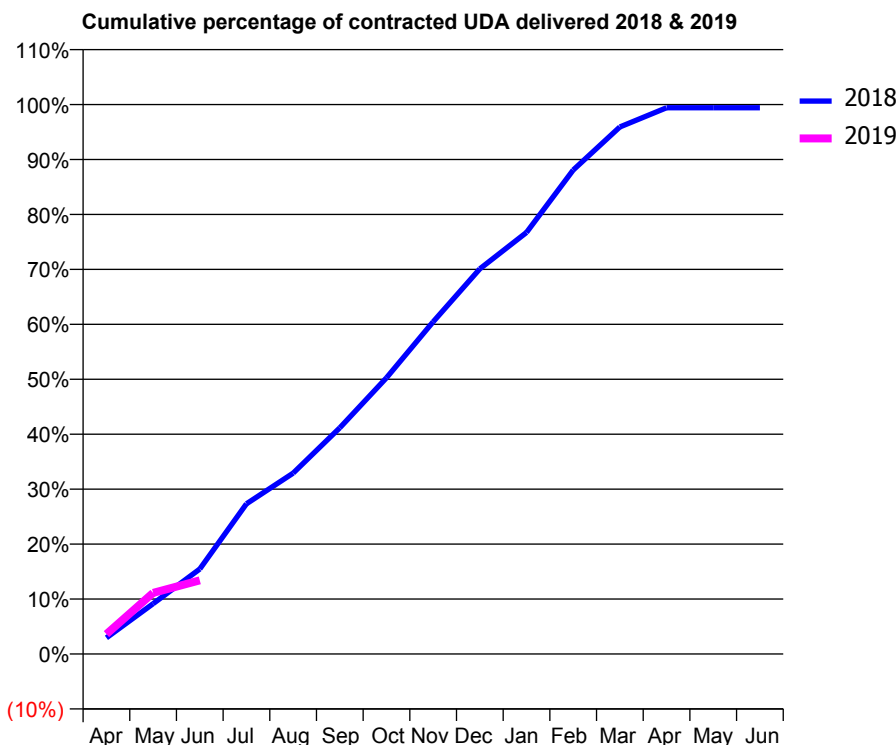
18/19 Contracted general activity (UDA)	14,757
Carry forward general activity (UDA)	0
18/19 Contracted orthodontic activity (UOA)	0
Carry forward orthodontic activity (UOA)	0
Baseline contract value	£303,064.93

### ACCESS\*

Patients seen in 24 months	Total	Change since previous quarter
Quarter ending June 2017	4,591	
Quarter ending September 2017	4,609	→
Quarter ending December 2017	4,610	→
Quarter ending March 2018	4,675	→
Quarter ending June 2018	4,689	→
<b>Variance since June 2017</b>	<b>2.1%</b>	<b>↑</b>



### ACTIVITY



Month	Adjusted Scheduled Activity (UDA)	
	2018	2019
April	435	536
May	1,350	1,642
June	2,282	1,977
July	4,034	
August	4,857	
September	6,076	
October	7,418	
November	8,924	
December	10,343	
January	11,322	
February	12,996	
March	14,153	
April	14,670	
May	14,670	
June	14,670	

### QUALITY

	Quantity	Base Number	Contract	AT	Region	England
% of FP17s for the same patient ID Re-attending within 3 months - Children	27	429	6.3%	10.6%	11.3%	11.5%
% of FP17s for the same patient ID Re-attending within 3 months - Adults	149	1,092	13.6%	14.5%	14.9%	15.4%
% of FP17s for the same patient ID Re-attending between 3 & 9 months - Children	335	429	78.1%	58.1%	60.0%	58.9%
% of FP17s for the same patient ID Re-attending between 3 & 9 months - Adults	799	1,092	73.2%	49.3%	52.6%	51.6%
% of FP17s for Band 1 Urgent Courses	77	1,236	6.2%	8.9%	7.9%	8.9%
% of FP17s Relating to Free Repair or Replacements	13	1,236	1.1%	0.7%	0.8%	0.8%
% of FP17s Relating to Continuations	17	1,236	1.4%	0.8%	0.9%	0.9%
% of Patients satisfied with the dentistry they have received	8	8	N/A	93.6%	93.2%	93.2%
% of Patients satisfied with the time they had to wait for an appointment	8	8	N/A	87.7%	89.1%	88.8%

\* This is based on patients treated on this contract for their most recent course of treatment. Figures in italics indicate the base number of FP17s or Patient Questionnaire responses are less than 100. N/A is shown where the base number of responses is less than 10 during the period. % is calculated as Quantity/Base number\*100

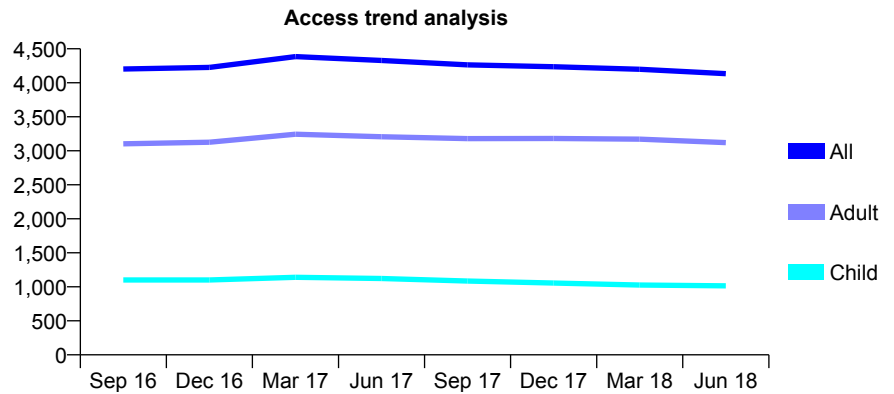
## Q58 - Vital Signs At a Glance Contract Report for 186430/0001 - June 2018

Name or company name	Cherry Tree Dental Care
Contract type name	GDS Contract
Purpose of contract	General
Contract start date	01/04/2010
Contract end date	

18/19 Contracted general activity (UDA)	14,000
Carry forward general activity (UDA)	0
18/19 Contracted orthodontic activity (UOA)	0
Carry forward orthodontic activity (UOA)	0
Baseline contract value	£467,069.91

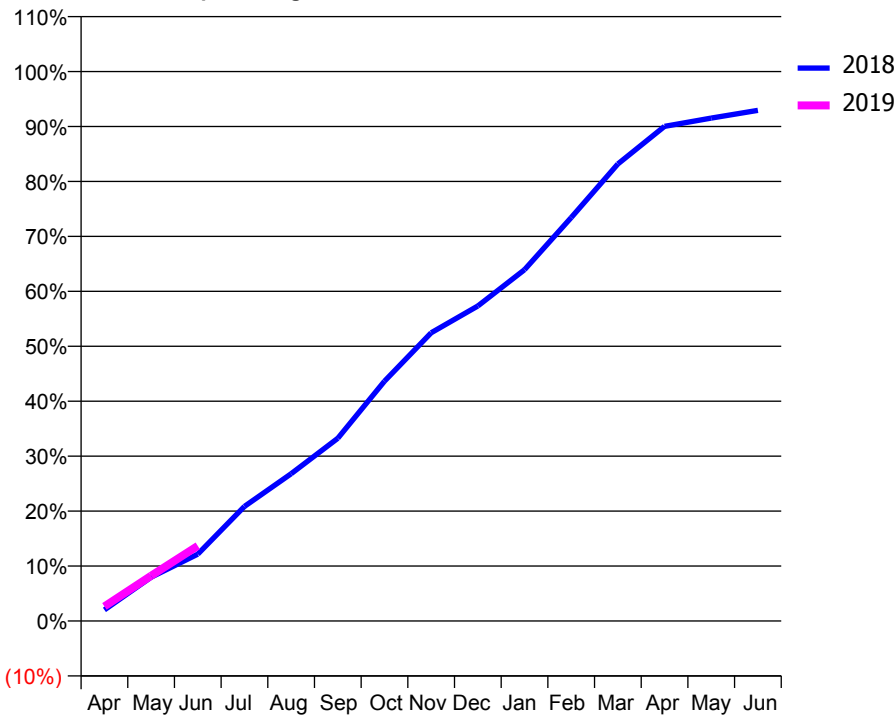
### ACCESS\*

Patients seen in 24 months	Total	Change since previous quarter
Quarter ending June 2017	4,328	
Quarter ending September 2017	4,264	↓
Quarter ending December 2017	4,237	→
Quarter ending March 2018	4,199	→
Quarter ending June 2018	4,134	↓
<b>Variance since June 2017</b>	<b>(4.5%)</b>	<b>↓</b>



### ACTIVITY

Cumulative percentage of contracted UDA delivered 2018 & 2019



Month	Adjusted Scheduled Activity (UDA)	
	2018	2019
April	283	371
May	1,116	1,154
June	1,705	1,915
July	2,920	
August	3,754	
September	4,655	
October	6,111	
November	7,344	
December	8,028	
January	8,950	
February	10,280	
March	11,645	
April	12,603	
May	12,812	
June	13,011	

### QUALITY

	Quantity	Base Number	Contract	AT	Region	England
% of FP17s for the same patient ID Re-attending within 3 months - Children	26	234	11.1%	10.6%	11.3%	11.5%
% of FP17s for the same patient ID Re-attending within 3 months - Adults	137	787	17.4%	14.5%	14.9%	15.4%
% of FP17s for the same patient ID Re-attending between 3 & 9 months - Children	87	234	37.2%	58.1%	60.0%	58.9%
% of FP17s for the same patient ID Re-attending between 3 & 9 months - Adults	279	787	35.5%	49.3%	52.6%	51.6%
% of FP17s for Band 1 Urgent Courses	104	774	13.4%	8.9%	7.9%	8.9%
% of FP17s Relating to Free Repair or Replacements	2	774	0.3%	0.7%	0.8%	0.8%
% of FP17s Relating to Continuations	22	774	2.8%	0.8%	0.9%	0.9%
% of Patients satisfied with the dentistry they have received	4	6	N/A	93.6%	93.2%	93.2%
% of Patients satisfied with the time they had to wait for an appointment	5	6	N/A	87.7%	89.1%	88.8%

\* This is based on patients treated on this contract for their most recent course of treatment. Figures in italics indicate the base number of FP17s or Patient Questionnaire responses are less than 100. N/A is shown where the base number of responses is less than 10 during the period. % is calculated as Quantity/Base number\*100

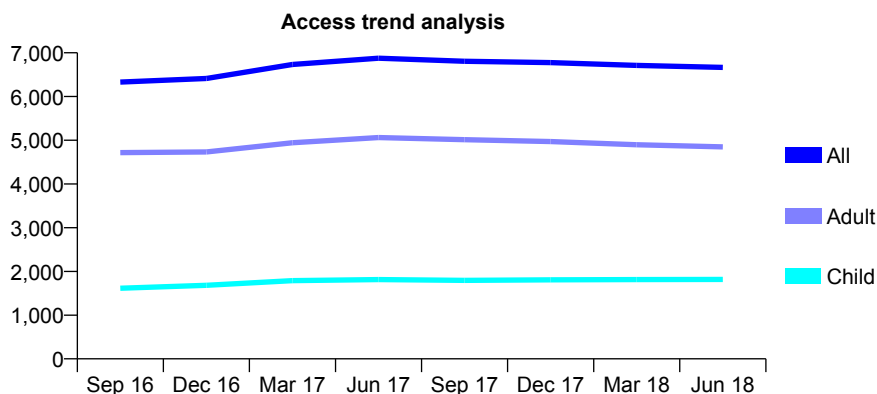
## Q58 - Vital Signs At a Glance Contract Report for 186546/0001 - June 2018

Name or company name	The Partners of St Andrews Dental Practice
Contract type name	GDS Contract
Purpose of contract	General
Contract start date	01/07/2012
Contract end date	

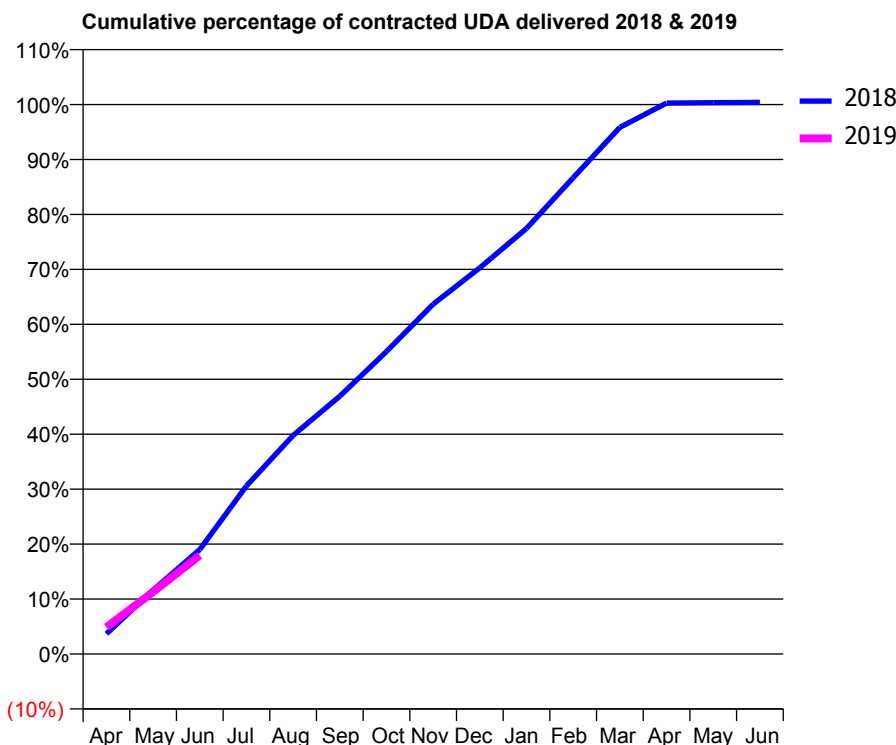
18/19 Contracted general activity (UDA)	18,367
Carry forward general activity (UDA)	0
18/19 Contracted orthodontic activity (UOA)	0
Carry forward orthodontic activity (UOA)	0
Baseline contract value	£439,602.76

### ACCESS\*

Patients seen in 24 months	Total	Change since previous quarter
Quarter ending June 2017	6,876	
Quarter ending September 2017	6,806	↓
Quarter ending December 2017	6,776	→
Quarter ending March 2018	6,712	→
Quarter ending June 2018	6,665	→
<b>Variance since June 2017</b>	<b>(3.1%)</b>	<b>↓</b>



### ACTIVITY



Month	Adjusted Scheduled Activity (UDA)	
	2018	2019
April	675	899
May	2,135	2,076
June	3,492	3,295
July	5,620	
August	7,309	
September	8,620	
October	10,111	
November	11,693	
December	12,911	
January	14,223	
February	15,917	
March	17,605	
April	18,413	
May	18,430	
June	18,437	

### QUALITY

	Quantity	Base Number	Contract	AT	Region	England
% of FP17s for the same patient ID Re-attending within 3 months - Children	50	716	7.0%	10.6%	11.3%	11.5%
% of FP17s for the same patient ID Re-attending within 3 months - Adults	212	1,675	12.7%	14.5%	14.9%	15.4%
% of FP17s for the same patient ID Re-attending between 3 & 9 months - Children	495	716	69.1%	58.1%	60.0%	58.9%
% of FP17s for the same patient ID Re-attending between 3 & 9 months - Adults	1,009	1,675	60.2%	49.3%	52.6%	51.6%
% of FP17s for Band 1 Urgent Courses	158	2,005	7.9%	8.9%	7.9%	8.9%
% of FP17s Relating to Free Repair or Replacements	17	2,005	0.8%	0.7%	0.8%	0.8%
% of FP17s Relating to Continuations	2	2,005	0.1%	0.8%	0.9%	0.9%
% of Patients satisfied with the dentistry they have received	1	1	N/A	93.6%	93.2%	93.2%
% of Patients satisfied with the time they had to wait for an appointment	1	1	N/A	87.7%	89.1%	88.8%

\* This is based on patients treated on this contract for their most recent course of treatment. Figures in italics indicate the base number of FP17s or Patient Questionnaire responses are less than 100. N/A is shown where the base number of responses is less than 10 during the period. % is calculated as Quantity/Base number\*100



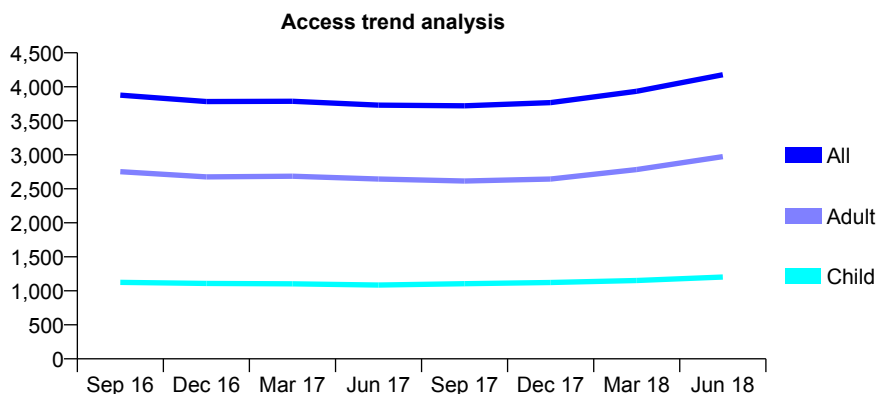
## Q58 - Vital Signs At a Glance Contract Report for 187402/0001 - June 2018

Name or company name	Seshagiri Rao Porumamilla
Contract type name	GDS Contract
Purpose of contract	General
Contract start date	01/10/2011
Contract end date	

18/19 Contracted general activity (UDA)	14,324
Carry forward general activity (UDA)	0
18/19 Contracted orthodontic activity (UOA)	0
Carry forward orthodontic activity (UOA)	0
Baseline contract value	£377,933.12

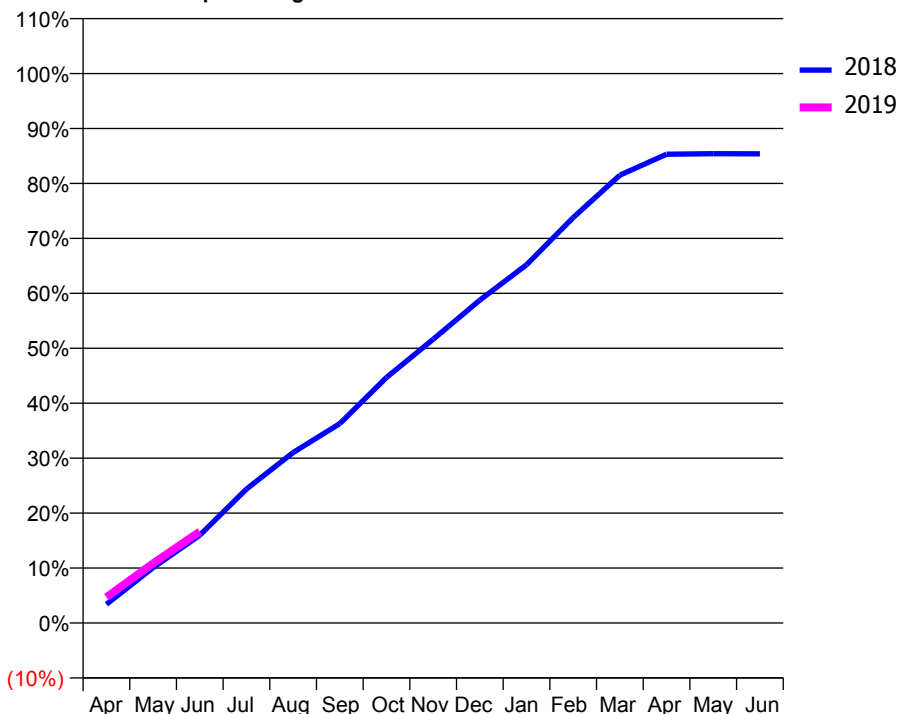
### ACCESS\*

Patients seen in 24 months	Total	Change since previous quarter
Quarter ending June 2017	3,731	
Quarter ending September 2017	3,720	→
Quarter ending December 2017	3,767	→
Quarter ending March 2018	3,935	↑
Quarter ending June 2018	4,177	↑
<b>Variance since June 2017</b>	<b>12.0%</b>	<b>↑</b>



### ACTIVITY

Cumulative percentage of contracted UDA delivered 2018 & 2019



Adjusted Scheduled Activity (UDA)		
Month	2018	2019
April	488	671
May	1,443	1,554
June	2,290	2,384
July	3,493	
August	4,445	
September	5,198	
October	6,401	
November	7,395	
December	8,418	
January	9,339	
February	10,569	
March	11,675	
April	12,222	
May	12,233	
June	12,232	

### QUALITY

	Quantity	Base Number	Contract	AT	Region	England
% of FP17s for the same patient ID Re-attending within 3 months - Children	23	431	5.3%	10.6%	11.3%	11.5%
% of FP17s for the same patient ID Re-attending within 3 months - Adults	125	1,081	11.6%	14.5%	14.9%	15.4%
% of FP17s for the same patient ID Re-attending between 3 & 9 months - Children	188	431	43.6%	58.1%	60.0%	58.9%
% of FP17s for the same patient ID Re-attending between 3 & 9 months - Adults	463	1,081	42.8%	49.3%	52.6%	51.6%
% of FP17s for Band 1 Urgent Courses	109	1,293	8.4%	8.9%	7.9%	8.9%
% of FP17s Relating to Free Repair or Replacements	0	1,293	0.0%	0.7%	0.8%	0.8%
% of FP17s Relating to Continuations	1	1,293	0.1%	0.8%	0.9%	0.9%
% of Patients satisfied with the dentistry they have received	6	7	N/A	93.6%	93.2%	93.2%
% of Patients satisfied with the time they had to wait for an appointment	7	7	N/A	87.7%	89.1%	88.8%

\* This is based on patients treated on this contract for their most recent course of treatment. Figures in italics indicate the base number of FP17s or Patient Questionnaire responses are less than 100. N/A is shown where the base number of responses is less than 10 during the period. % is calculated as Quantity/Base number\*100

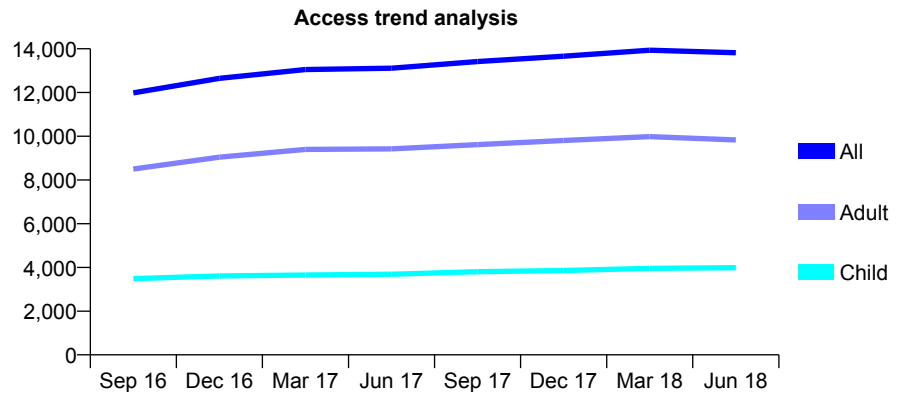
## Q58 - Vital Signs At a Glance Contract Report for 187402/0003 - June 2018

Name or company name	Moopen Dental Care
Contract type name	GDS Contract
Purpose of contract	General and Orthodontic
Contract start date	01/02/2015
Contract end date	

18/19 Contracted general activity (UDA)	44,871
Carry forward general activity (UDA)	0
18/19 Contracted orthodontic activity (UOA)	2,926
Carry forward orthodontic activity (UOA)	0
Baseline contract value	£1,414,517.63

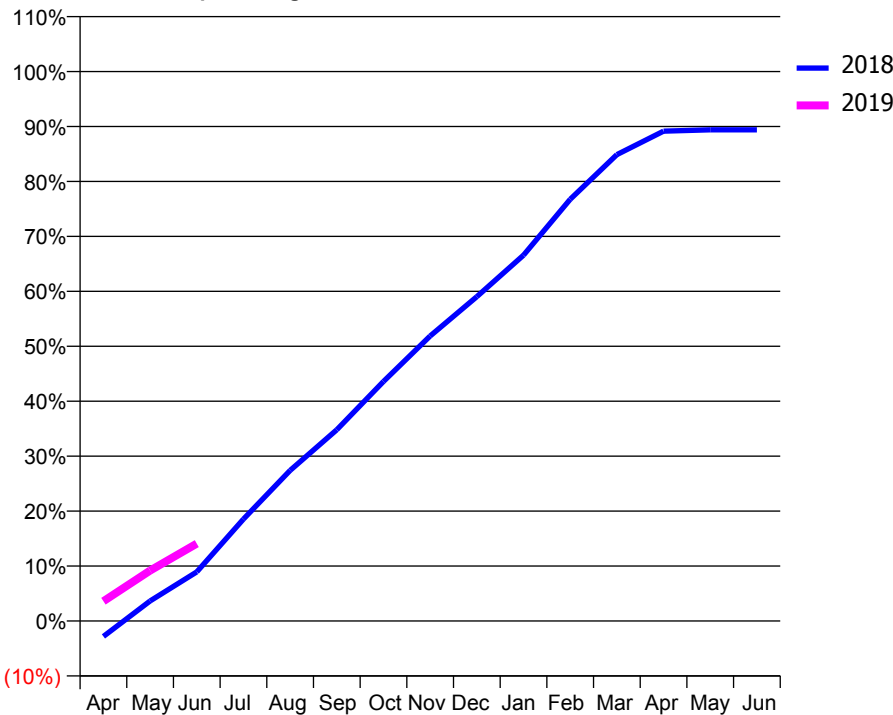
### ACCESS\*

Patients seen in 24 months	Total	Change since previous quarter
Quarter ending June 2017	13,110	
Quarter ending September 2017	13,419	↑
Quarter ending December 2017	13,662	→
Quarter ending March 2018	13,937	↑
Quarter ending June 2018	13,817	→
<b>Variance since June 2017</b>	<b>5.4%</b>	<b>↑</b>



### ACTIVITY

Cumulative percentage of contracted UDA delivered 2018 & 2019



Adjusted Scheduled Activity (UDA)		
Month	2018	2019
April	-1,271	1,617
May	1,635	4,125
June	4,011	6,321
July	8,328	
August	12,300	
September	15,622	
October	19,562	
November	23,279	
December	26,485	
January	29,874	
February	34,436	
March	38,080	
April	40,002	
May	40,114	
June	40,114	

### QUALITY

	Quantity	Base Number	Contract	AT	Region	England
% of FP17s for the same patient ID Re-attending within 3 months - Children	190	1,226	15.5%	10.6%	11.3%	11.5%
% of FP17s for the same patient ID Re-attending within 3 months - Adults	303	2,160	14.0%	14.5%	14.9%	15.4%
% of FP17s for the same patient ID Re-attending between 3 & 9 months - Children	585	1,226	47.7%	58.1%	60.0%	58.9%
% of FP17s for the same patient ID Re-attending between 3 & 9 months - Adults	1,022	2,160	47.3%	49.3%	52.6%	51.6%
% of FP17s for Band 1 Urgent Courses	181	2,595	7.0%	8.9%	7.9%	8.9%
% of FP17s Relating to Free Repair or Replacements	43	2,595	1.7%	0.7%	0.8%	0.8%
% of FP17s Relating to Continuations	13	2,595	0.5%	0.8%	0.9%	0.9%
% of Patients satisfied with the dentistry they have received	5	5	N/A	93.6%	93.2%	93.2%
% of Patients satisfied with the time they had to wait for an appointment	5	5	N/A	87.7%	89.1%	88.8%

\* This is based on patients treated on this contract for their most recent course of treatment. Figures in italics indicate the base number of FP17s or Patient Questionnaire responses are less than 100. N/A is shown where the base number of responses is less than 10 during the period. % is calculated as Quantity/Base number\*100

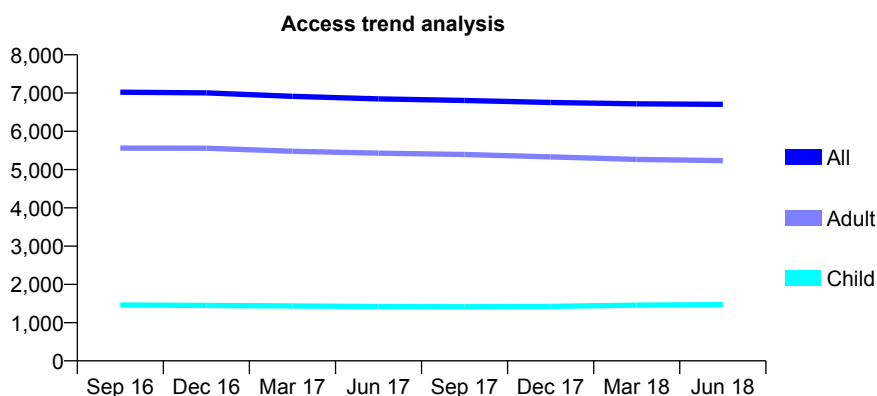
## Q58 - Vital Signs At a Glance Contract Report for 187550/0001 - June 2018

Name or company name	Alexander House Dental Practice
Contract type name	GDS Contract
Purpose of contract	General
Contract start date	01/01/2011
Contract end date	

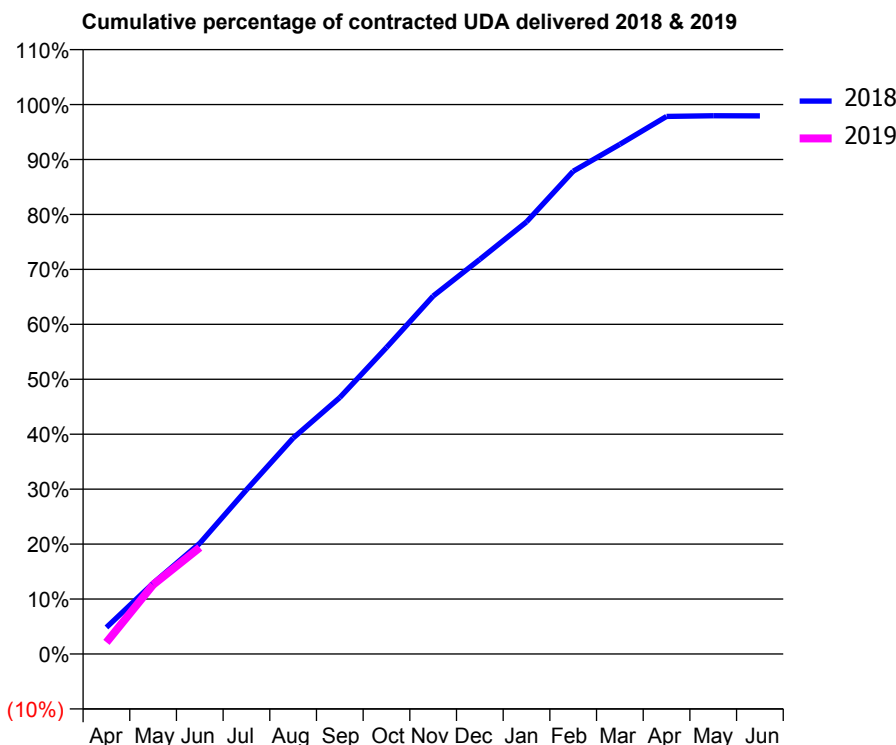
18/19 Contracted general activity (UDA)	16,000
Carry forward general activity (UDA)	0
18/19 Contracted orthodontic activity (UOA)	0
Carry forward orthodontic activity (UOA)	0
Baseline contract value	£412,815.90

### ACCESS\*

Patients seen in 24 months	Total	Change since previous quarter
Quarter ending June 2017	6,848	
Quarter ending September 2017	6,806	→
Quarter ending December 2017	6,755	→
Quarter ending March 2018	6,719	→
Quarter ending June 2018	6,706	→
<b>Variance since June 2017</b>	<b>(2.1%)</b>	<b>↓</b>



### ACTIVITY



Month	Adjusted Scheduled Activity (UDA)	
	2018	2019
April	773	341
May	2,061	2,016
June	3,224	3,100
July	4,781	
August	6,286	
September	7,469	
October	8,926	
November	10,424	
December	11,492	
January	12,583	
February	14,057	
March	14,841	
April	15,652	
May	15,672	
June	15,669	

### QUALITY

	Quantity	Base Number	Contract	AT	Region	England
% of FP17s for the same patient ID Re-attending within 3 months - Children	28	656	4.3%	10.6%	11.3%	11.5%
% of FP17s for the same patient ID Re-attending within 3 months - Adults	171	1,780	9.6%	14.5%	14.9%	15.4%
% of FP17s for the same patient ID Re-attending between 3 & 9 months - Children	448	656	68.3%	58.1%	60.0%	58.9%
% of FP17s for the same patient ID Re-attending between 3 & 9 months - Adults	1,128	1,780	63.4%	49.3%	52.6%	51.6%
% of FP17s for Band 1 Urgent Courses	155	1,920	8.1%	8.9%	7.9%	8.9%
% of FP17s Relating to Free Repair or Replacements	10	1,920	0.5%	0.7%	0.8%	0.8%
% of FP17s Relating to Continuations	4	1,920	0.2%	0.8%	0.9%	0.9%
% of Patients satisfied with the dentistry they have received	3	3	N/A	93.6%	93.2%	93.2%
% of Patients satisfied with the time they had to wait for an appointment	3	3	N/A	87.7%	89.1%	88.8%

\* This is based on patients treated on this contract for their most recent course of treatment. Figures in italics indicate the base number of FP17s or Patient Questionnaire responses are less than 100. N/A is shown where the base number of responses is less than 10 during the period. % is calculated as Quantity/Base number\*100

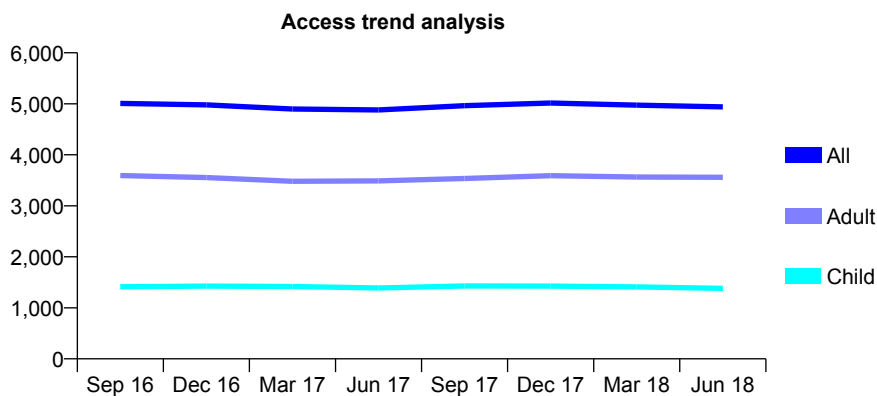
## Q58 - Vital Signs At a Glance Contract Report for 188662/0001 - June 2018

Name or company name	Ashwell Dental Surgery Limited
Contract type name	GDS Contract
Purpose of contract	General
Contract start date	01/04/2010
Contract end date	

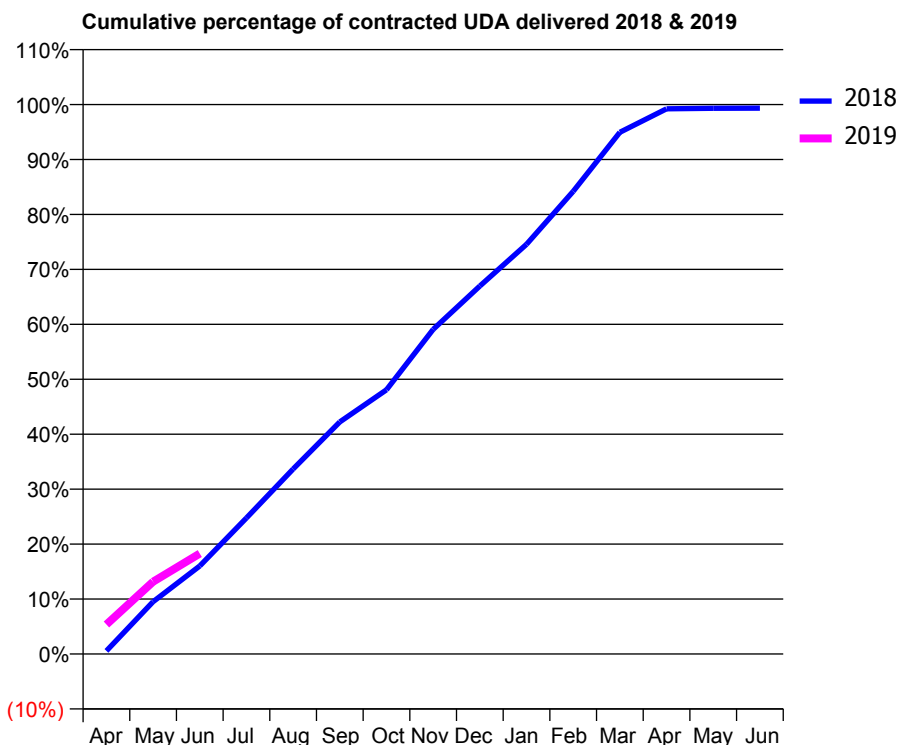
18/19 Contracted general activity (UDA)	11,432
Carry forward general activity (UDA)	0
18/19 Contracted orthodontic activity (UOA)	0
Carry forward orthodontic activity (UOA)	0
Baseline contract value	£298,682.42

### ACCESS\*

Patients seen in 24 months	Total	Change since previous quarter
Quarter ending June 2017	4,879	
Quarter ending September 2017	4,964	→
Quarter ending December 2017	5,016	→
Quarter ending March 2018	4,975	→
Quarter ending June 2018	4,941	→
<b>Variance since June 2017</b>	<b>1.3%</b>	<b>→</b>



### ACTIVITY



Month	Adjusted Scheduled Activity (UDA)	
	2018	2019
April	66	614
May	1,090	1,505
June	1,832	2,091
July	2,832	
August	3,848	
September	4,827	
October	5,498	
November	6,755	
December	7,656	
January	8,525	
February	9,624	
March	10,854	
April	11,342	
May	11,354	
June	11,355	

### QUALITY

	Quantity	Base Number	Contract	AT	Region	England
% of FP17s for the same patient ID Re-attending within 3 months - Children	28	483	5.8%	10.6%	11.3%	11.5%
% of FP17s for the same patient ID Re-attending within 3 months - Adults	140	1,055	13.3%	14.5%	14.9%	15.4%
% of FP17s for the same patient ID Re-attending between 3 & 9 months - Children	280	483	58.0%	58.1%	60.0%	58.9%
% of FP17s for the same patient ID Re-attending between 3 & 9 months - Adults	512	1,055	48.5%	49.3%	52.6%	51.6%
% of FP17s for Band 1 Urgent Courses	106	1,282	8.3%	8.9%	7.9%	8.9%
% of FP17s Relating to Free Repair or Replacements	18	1,282	1.4%	0.7%	0.8%	0.8%
% of FP17s Relating to Continuations	10	1,282	0.8%	0.8%	0.9%	0.9%
% of Patients satisfied with the dentistry they have received	5	5	N/A	93.6%	93.2%	93.2%
% of Patients satisfied with the time they had to wait for an appointment	5	5	N/A	87.7%	89.1%	88.8%

\* This is based on patients treated on this contract for their most recent course of treatment. Figures in italics indicate the base number of FP17s or Patient Questionnaire responses are less than 100. N/A is shown where the base number of responses is less than 10 during the period. % is calculated as Quantity/Base number\*100

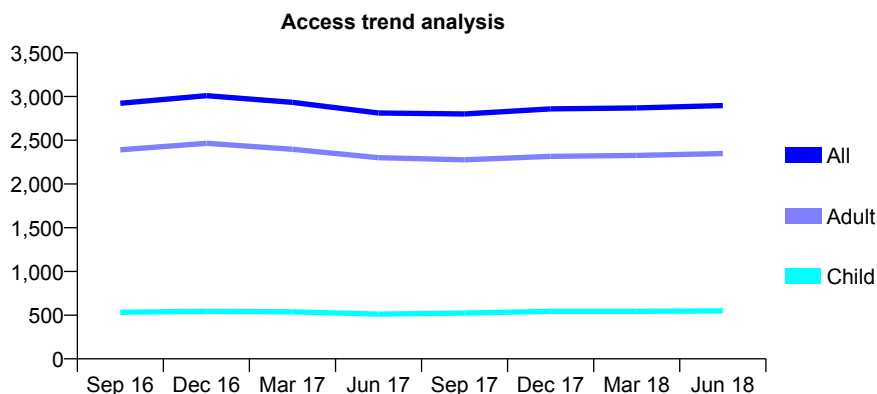
## Q58 - Vital Signs At a Glance Contract Report for 192961/0002 - June 2018

Name or company name	Mrs P Hadj-Bagheri, Mr M Eyrumlu and Mr
Contract type name	GDS Contract
Purpose of contract	General
Contract start date	01/12/2014
Contract end date	

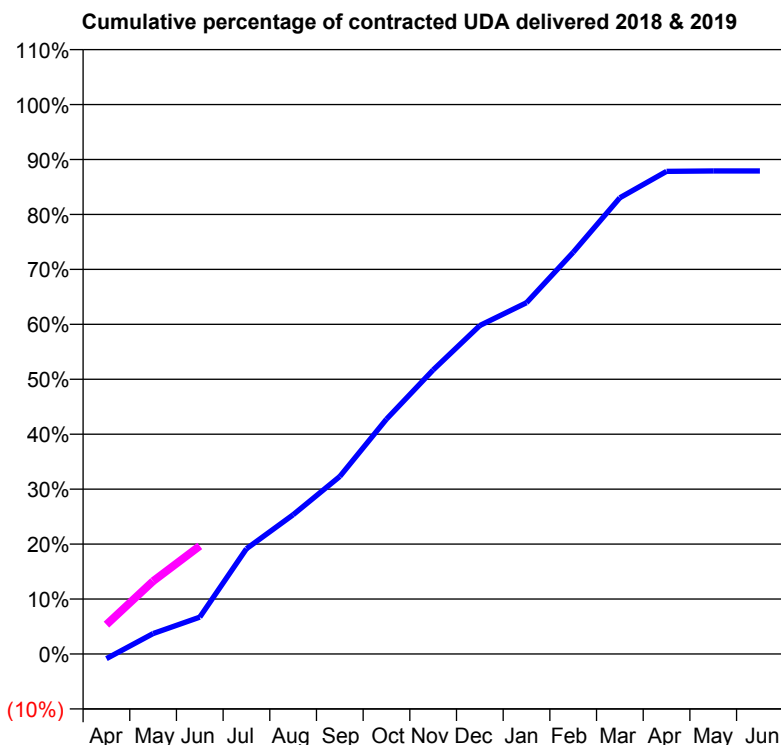
18/19 Contracted general activity (UDA)	9,743
Carry forward general activity (UDA)	0
18/19 Contracted orthodontic activity (UOA)	0
Carry forward orthodontic activity (UOA)	0
Baseline contract value	£234,989.24

### ACCESS\*

Patients seen in 24 months	Total	Change since previous quarter
Quarter ending June 2017	2,812	
Quarter ending September 2017	2,800	→
Quarter ending December 2017	2,859	↑
Quarter ending March 2018	2,869	→
Quarter ending June 2018	2,897	→
<b>Variance since June 2017</b>	<b>3.0%</b>	<b>↑</b>



### ACTIVITY



Month	Adjusted Scheduled Activity (UDA)	
	2018	2019
April	-83	520
May	362	1,292
June	654	1,917
July	1,866	
August	2,470	
September	3,149	
October	4,164	
November	5,037	
December	5,825	
January	6,228	
February	7,122	
March	8,090	
April	8,559	
May	8,565	
June	8,565	

### QUALITY

	Quantity	Base Number	Contract	AT	Region	England
% of FP17s for the same patient ID Re-attending within 3 months - Children	10	235	4.3%	10.6%	11.3%	11.5%
% of FP17s for the same patient ID Re-attending within 3 months - Adults	118	893	13.2%	14.5%	14.9%	15.4%
% of FP17s for the same patient ID Re-attending between 3 & 9 months - Children	139	235	59.1%	58.1%	60.0%	58.9%
% of FP17s for the same patient ID Re-attending between 3 & 9 months - Adults	557	893	62.4%	49.3%	52.6%	51.6%
% of FP17s for Band 1 Urgent Courses	29	879	3.3%	8.9%	7.9%	8.9%
% of FP17s Relating to Free Repair or Replacements	11	879	1.3%	0.7%	0.8%	0.8%
% of FP17s Relating to Continuations	35	879	4.0%	0.8%	0.9%	0.9%
% of Patients satisfied with the dentistry they have received	2	2	N/A	93.6%	93.2%	93.2%
% of Patients satisfied with the time they had to wait for an appointment	2	2	N/A	87.7%	89.1%	88.8%

\* This is based on patients treated on this contract for their most recent course of treatment. Figures in italics indicate the base number of FP17s or Patient Questionnaire responses are less than 100. N/A is shown where the base number of responses is less than 10 during the period. % is calculated as Quantity/Base number\*100

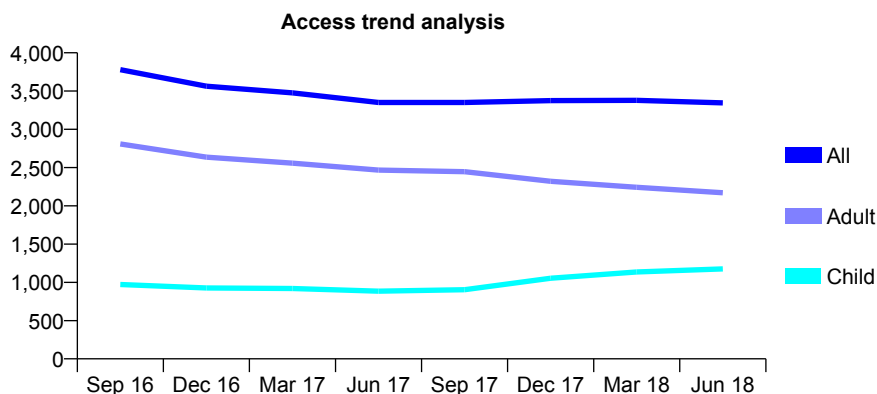
## Q58 - Vital Signs At a Glance Contract Report for 193534/0001 - June 2018

Name or company name	Community Dental Services CIC
Contract type name	Pilot Contract
Purpose of contract	General
Contract start date	01/04/2011
Contract end date	31/03/2021

18/19 Contracted general activity (UDA)	13,170
Carry forward general activity (UDA)	0
18/19 Contracted orthodontic activity (UOA)	0
Carry forward orthodontic activity (UOA)	0
Baseline contract value	£364,461.94

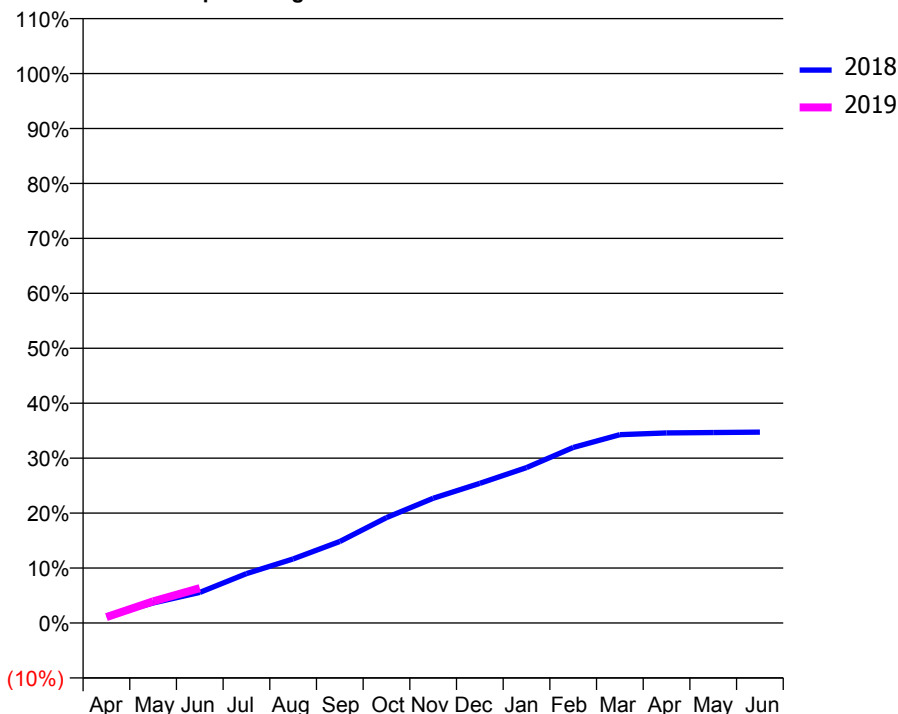
### ACCESS\*

Patients seen in 24 months	Total	Change since previous quarter
Quarter ending June 2017	3,351	
Quarter ending September 2017	3,351	→
Quarter ending December 2017	3,375	→
Quarter ending March 2018	3,378	→
Quarter ending June 2018	3,345	→
<b>Variance since June 2017</b>	<b>(0.2%)</b>	→



### ACTIVITY

Cumulative percentage of contracted UDA delivered 2018 & 2019



Month	Adjusted Scheduled Activity (UDA)	
	2018	2019
April	169	143
May	480	521
June	733	836
July	1,184	
August	1,535	
September	1,954	
October	2,525	
November	2,989	
December	3,347	
January	3,724	
February	4,206	
March	4,513	
April	4,555	
May	4,567	
June	4,575	

### QUALITY

	Quantity	Base Number	Contract	AT	Region	England
% of FP17s for the same patient ID Re-attending within 3 months - Children	9	347	2.6%	10.6%	11.3%	11.5%
% of FP17s for the same patient ID Re-attending within 3 months - Adults	42	458	9.2%	14.5%	14.9%	15.4%
% of FP17s for the same patient ID Re-attending between 3 & 9 months - Children	113	347	32.6%	58.1%	60.0%	58.9%
% of FP17s for the same patient ID Re-attending between 3 & 9 months - Adults	139	458	30.3%	49.3%	52.6%	51.6%
% of FP17s for Band 1 Urgent Courses	68	483	14.1%	8.9%	7.9%	8.9%
% of FP17s Relating to Free Repair or Replacements	3	483	0.6%	0.7%	0.8%	0.8%
% of FP17s Relating to Continuations	4	483	0.8%	0.8%	0.9%	0.9%
% of Patients satisfied with the dentistry they have received	2	2	N/A	93.6%	93.2%	93.2%
% of Patients satisfied with the time they had to wait for an appointment	1	2	N/A	87.7%	89.1%	88.8%

\* This is based on patients treated on this contract for their most recent course of treatment. Figures in italics indicate the base number of FP17s or Patient Questionnaire responses are less than 100. N/A is shown where the base number of responses is less than 10 during the period. % is calculated as Quantity/Base number\*100

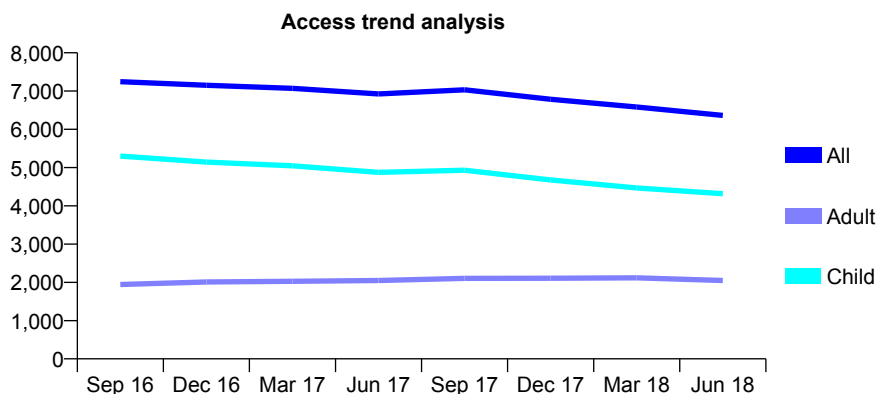
## Q58 - Vital Signs At a Glance Contract Report for 193534/0002 - June 2018

Name or company name	Community Dental Services CIC
Contract type name	PDS Contract
Purpose of contract	General
Contract start date	01/04/2011
Contract end date	31/03/2021

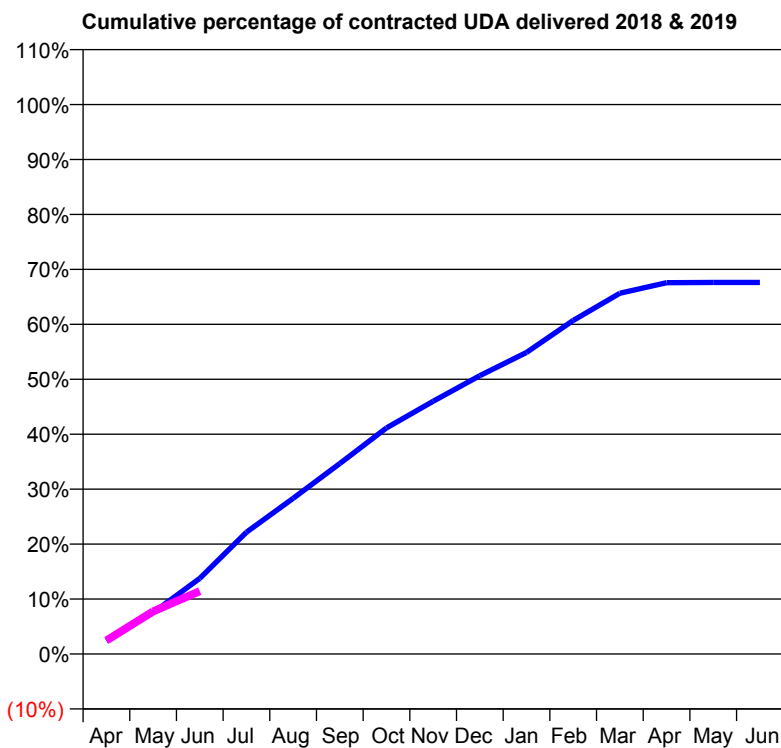
18/19 Contracted general activity (UDA)	18,917
Carry forward general activity (UDA)	0
18/19 Contracted orthodontic activity (UOA)	0
Carry forward orthodontic activity (UOA)	0
Baseline contract value	£2,355,637.47

### ACCESS\*

Patients seen in 24 months	Total	Change since previous quarter
Quarter ending June 2017	6,924	
Quarter ending September 2017	7,033	→
Quarter ending December 2017	6,784	↓
Quarter ending March 2018	6,582	↓
Quarter ending June 2018	6,364	↓
<b>Variance since June 2017</b>	<b>(8.1%)</b>	↓



### ACTIVITY



Month	Adjusted Scheduled Activity (UDA)	
	2018	2019
April	451	464
May	1,425	1,467
June	2,603	2,165
July	4,192	
August	5,361	
September	6,556	
October	7,783	
November	8,701	
December	9,581	
January	10,380	
February	11,483	
March	12,418	
April	12,781	
May	12,793	
June	12,793	

### QUALITY

	Quantity	Base Number	Contract	AT	Region	England
% of FP17s for the same patient ID Re-attending within 3 months - Children	157	1,480	10.6%	10.6%	11.3%	11.5%
% of FP17s for the same patient ID Re-attending within 3 months - Adults	40	479	8.4%	14.5%	14.9%	15.4%
% of FP17s for the same patient ID Re-attending between 3 & 9 months - Children	633	1,480	42.8%	58.1%	60.0%	58.9%
% of FP17s for the same patient ID Re-attending between 3 & 9 months - Adults	158	479	33.0%	49.3%	52.6%	51.6%
% of FP17s for Band 1 Urgent Courses	52	1,484	3.5%	8.9%	7.9%	8.9%
% of FP17s Relating to Free Repair or Replacements	0	1,484	0.0%	0.7%	0.8%	0.8%
% of FP17s Relating to Continuations	60	1,484	4.0%	0.8%	0.9%	0.9%
% of Patients satisfied with the dentistry they have received	1	3	N/A	93.6%	93.2%	93.2%
% of Patients satisfied with the time they had to wait for an appointment	2	3	N/A	87.7%	89.1%	88.8%

\* This is based on patients treated on this contract for their most recent course of treatment. Figures in italics indicate the base number of FP17s or Patient Questionnaire responses are less than 100. N/A is shown where the base number of responses is less than 10 during the period. % is calculated as Quantity/Base number\*100

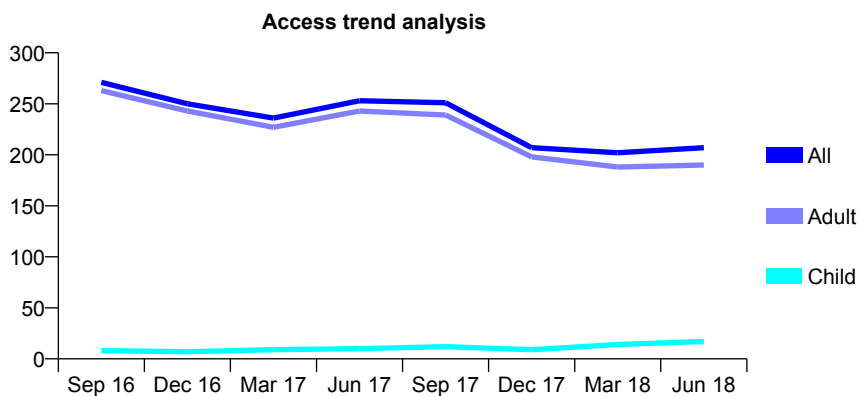
## Q58 - Vital Signs At a Glance Contract Report for 193534/0003 - June 2018

Name or company name	Community Dental Services CIC
Contract type name	PDS Contract
Purpose of contract	General
Contract start date	01/04/2011
Contract end date	31/03/2021

18/19 Contracted general activity (UDA)	1,090
Carry forward general activity (UDA)	0
18/19 Contracted orthodontic activity (UOA)	0
Carry forward orthodontic activity (UOA)	0
Baseline contract value	£148,120.60

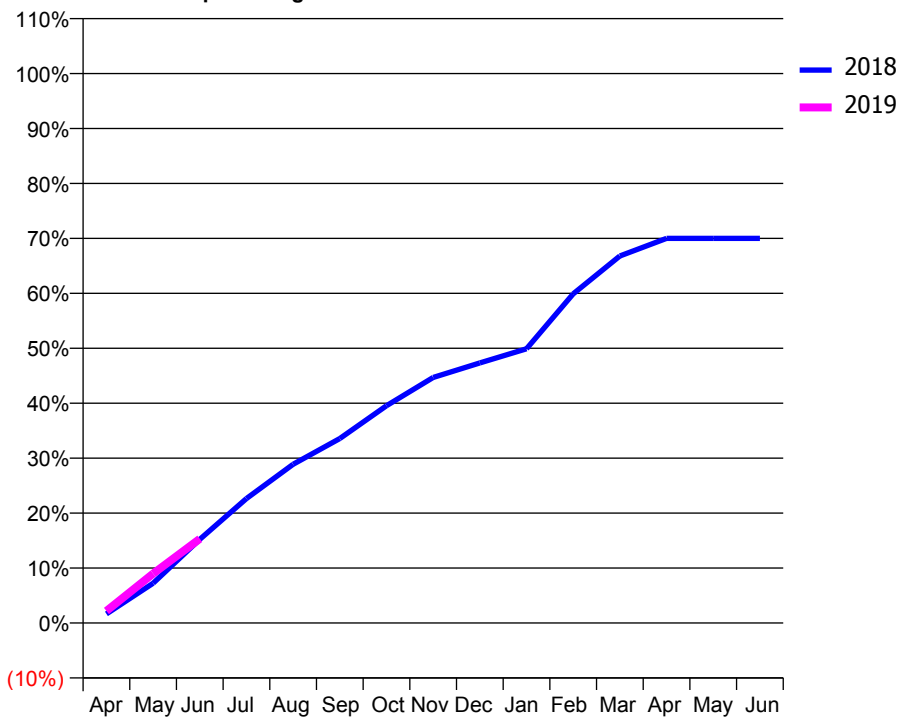
### ACCESS\*

Patients seen in 24 months	Total	Change since previous quarter
Quarter ending June 2017	253	
Quarter ending September 2017	251	→
Quarter ending December 2017	207	↓
Quarter ending March 2018	202	↓
Quarter ending June 2018	207	↑
<b>Variance since June 2017</b>	<b>(18.2%)</b>	<b>↓</b>



### ACTIVITY

Cumulative percentage of contracted UDA delivered 2018 & 2019



Adjusted Scheduled Activity (UDA)		
Month	2018	2019
April	18	24
May	79	98
June	166	167
July	247	
August	315	
September	366	
October	431	
November	487	
December	516	
January	544	
February	653	
March	728	
April	763	
May	763	
June	763	

### QUALITY

	Quantity	Base Number	Contract	AT	Region	England
% of FP17s for the same patient ID Re-attending within 3 months - Children	1	6	16.7%	10.6%	11.3%	11.5%
% of FP17s for the same patient ID Re-attending within 3 months - Adults	0	74	0.0%	14.5%	14.9%	15.4%
% of FP17s for the same patient ID Re-attending between 3 & 9 months - Children	0	6	0.0%	58.1%	60.0%	58.9%
% of FP17s for the same patient ID Re-attending between 3 & 9 months - Adults	2	74	2.7%	49.3%	52.6%	51.6%
% of FP17s for Band 1 Urgent Courses	0	67	0.0%	8.9%	7.9%	8.9%
% of FP17s Relating to Free Repair or Replacements	0	67	0.0%	0.7%	0.8%	0.8%
% of FP17s Relating to Continuations	0	67	0.0%	0.8%	0.9%	0.9%
% of Patients satisfied with the dentistry they have received	0	0	N/A	93.6%	93.2%	93.2%
% of Patients satisfied with the time they had to wait for an appointment	0	0	N/A	87.7%	89.1%	88.8%

\* This is based on patients treated on this contract for their most recent course of treatment. Figures in italics indicate the base number of FP17s or Patient Questionnaire responses are less than 100. N/A is shown where the base number of responses is less than 10 during the period. % is calculated as Quantity/Base number\*100



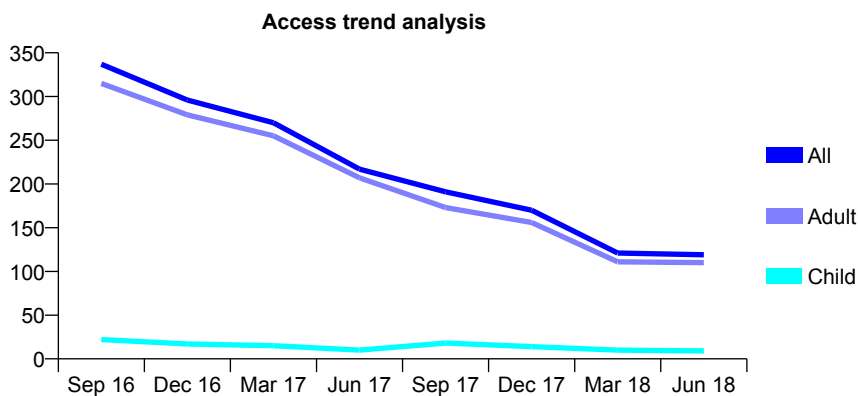
## Q58 - Vital Signs At a Glance Contract Report for 193534/0004 - June 2018

Name or company name	Community Dental Services CIC
Contract type name	PDS Contract
Purpose of contract	General
Contract start date	01/04/2011
Contract end date	31/03/2021

18/19 Contracted general activity (UDA)	740
Carry forward general activity (UDA)	0
18/19 Contracted orthodontic activity (UOA)	0
Carry forward orthodontic activity (UOA)	0
Baseline contract value	£80,509.45

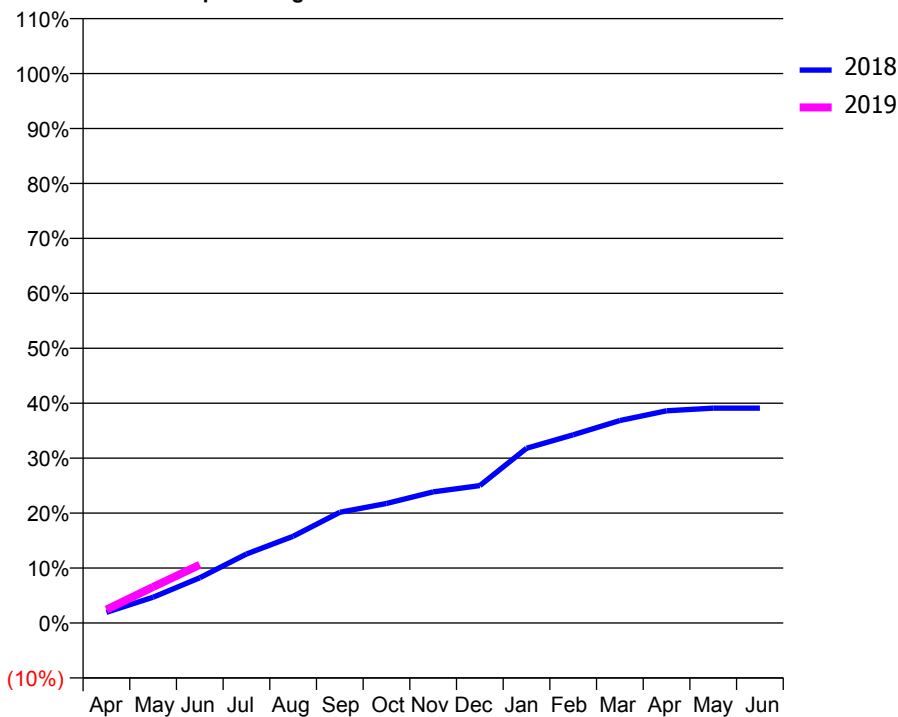
### ACCESS\*

Patients seen in 24 months	Total	Change since previous quarter
Quarter ending June 2017	217	
Quarter ending September 2017	191	↓
Quarter ending December 2017	170	↓
Quarter ending March 2018	121	↓
Quarter ending June 2018	119	↓
<b>Variance since June 2017</b>	<b>(45.2%)</b>	<b>↓</b>



### ACTIVITY

Cumulative percentage of contracted UDA delivered 2018 & 2019



Adjusted Scheduled Activity (UDA)

Month	2018	2019
April	14	18
May	35	49
June	61	78
July	93	-
August	117	-
September	149	-
October	161	-
November	177	-
December	185	-
January	235	-
February	253	-
March	273	-
April	286	-
May	289	-
June	289	-

### QUALITY

	Quantity	Base Number	Contract	AT	Region	England
% of FP17s for the same patient ID Re-attending within 3 months - Children	0	7	0.0%	10.6%	11.3%	11.5%
% of FP17s for the same patient ID Re-attending within 3 months - Adults	1	71	1.4%	14.5%	14.9%	15.4%
% of FP17s for the same patient ID Re-attending between 3 & 9 months - Children	0	7	0.0%	58.1%	60.0%	58.9%
% of FP17s for the same patient ID Re-attending between 3 & 9 months - Adults	1	71	1.4%	49.3%	52.6%	51.6%
% of FP17s for Band 1 Urgent Courses	62	64	96.9%	8.9%	7.9%	8.9%
% of FP17s Relating to Free Repair or Replacements	0	64	0.0%	0.7%	0.8%	0.8%
% of FP17s Relating to Continuations	0	64	0.0%	0.8%	0.9%	0.9%
% of Patients satisfied with the dentistry they have received	1	1	N/A	93.6%	93.2%	93.2%
% of Patients satisfied with the time they had to wait for an appointment	1	1	N/A	87.7%	89.1%	88.8%

\* This is based on patients treated on this contract for their most recent course of treatment. Figures in italics indicate the base number of FP17s or Patient Questionnaire responses are less than 100. N/A is shown where the base number of responses is less than 10 during the period. % is calculated as Quantity/Base number\*100

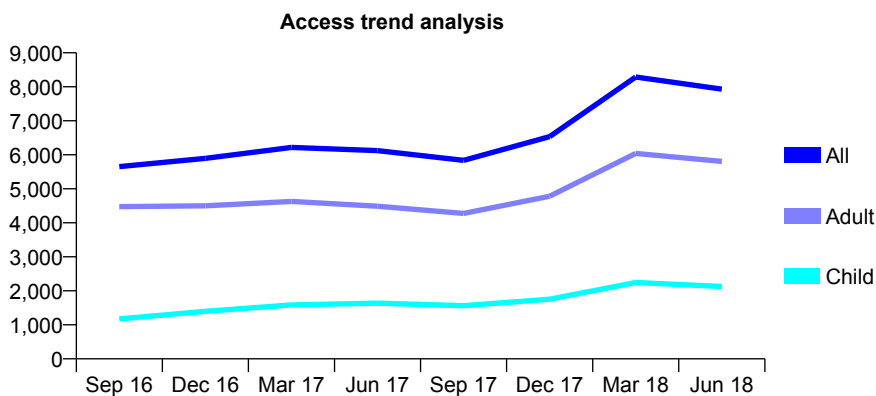
## Q58 - Vital Signs At a Glance Contract Report for 196630/0001 - June 2018

Name or company name	Cedar Road Dental Practice
Contract type name	GDS Contract
Purpose of contract	General
Contract start date	01/04/2006
Contract end date	

18/19 Contracted general activity (UDA)	14,190
Carry forward general activity (UDA)	0
18/19 Contracted orthodontic activity (UOA)	0
Carry forward orthodontic activity (UOA)	0
Baseline contract value	£378,408.97

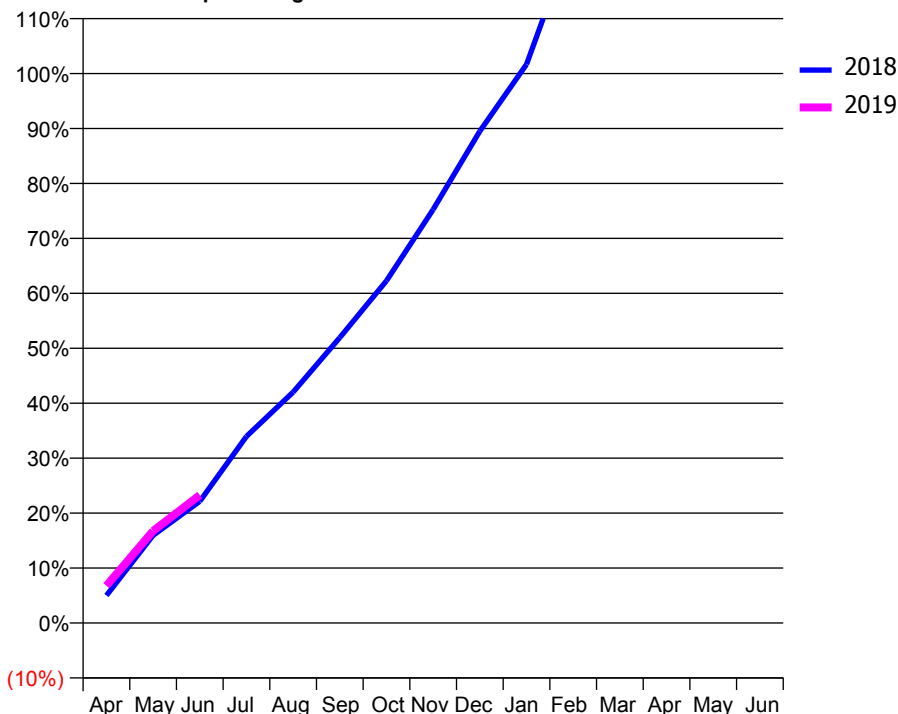
### ACCESS\*

Patients seen in 24 months	Total	Change since previous quarter
Quarter ending June 2017	6,124	
Quarter ending September 2017	5,838	↓
Quarter ending December 2017	6,535	↑
Quarter ending March 2018	8,288	↑
Quarter ending June 2018	7,933	↓
<b>Variance since June 2017</b>	<b>29.5%</b>	<b>↑</b>



### ACTIVITY

Cumulative percentage of contracted UDA delivered 2018 & 2019



Month	Adjusted Scheduled Activity (UDA)	
	2018	2019
April	710	961
May	2,263	2,378
June	3,142	3,303
July	4,818	
August	5,963	
September	7,370	
October	8,837	
November	10,681	
December	12,701	
January	14,425	
February	17,744	
March	20,598	
April	21,767	
May	21,767	
June	21,769	

### QUALITY

	Quantity	Base Number	Contract	AT	Region	England
% of FP17s for the same patient ID Re-attending within 3 months - Children	51	745	6.8%	10.6%	11.3%	11.5%
% of FP17s for the same patient ID Re-attending within 3 months - Adults	188	1,701	11.1%	14.5%	14.9%	15.4%
% of FP17s for the same patient ID Re-attending between 3 & 9 months - Children	385	745	51.7%	58.1%	60.0%	58.9%
% of FP17s for the same patient ID Re-attending between 3 & 9 months - Adults	746	1,701	43.9%	49.3%	52.6%	51.6%
% of FP17s for Band 1 Urgent Courses	112	1,884	5.9%	8.9%	7.9%	8.9%
% of FP17s Relating to Free Repair or Replacements	18	1,884	1.0%	0.7%	0.8%	0.8%
% of FP17s Relating to Continuations	3	1,884	0.2%	0.8%	0.9%	0.9%
% of Patients satisfied with the dentistry they have received	4	4	N/A	93.6%	93.2%	93.2%
% of Patients satisfied with the time they had to wait for an appointment	3	4	N/A	87.7%	89.1%	88.8%

\* This is based on patients treated on this contract for their most recent course of treatment. Figures in italics indicate the base number of FP17s or Patient Questionnaire responses are less than 100. N/A is shown where the base number of responses is less than 10 during the period. % is calculated as Quantity/Base number\*100

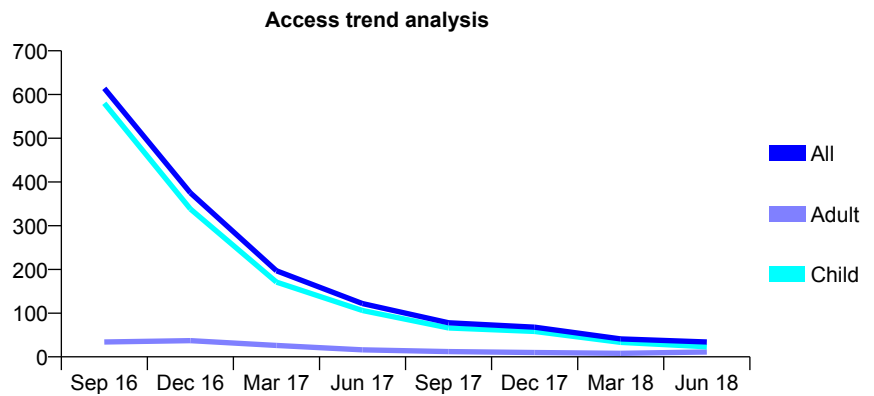
## Q58 - Vital Signs At a Glance Contract Report for 196630/0003 - June 2018

Name or company name	Cedar Road Dental Practice
Contract type name	GDS Contract
Purpose of contract	General
Contract start date	01/04/2006
Contract end date	

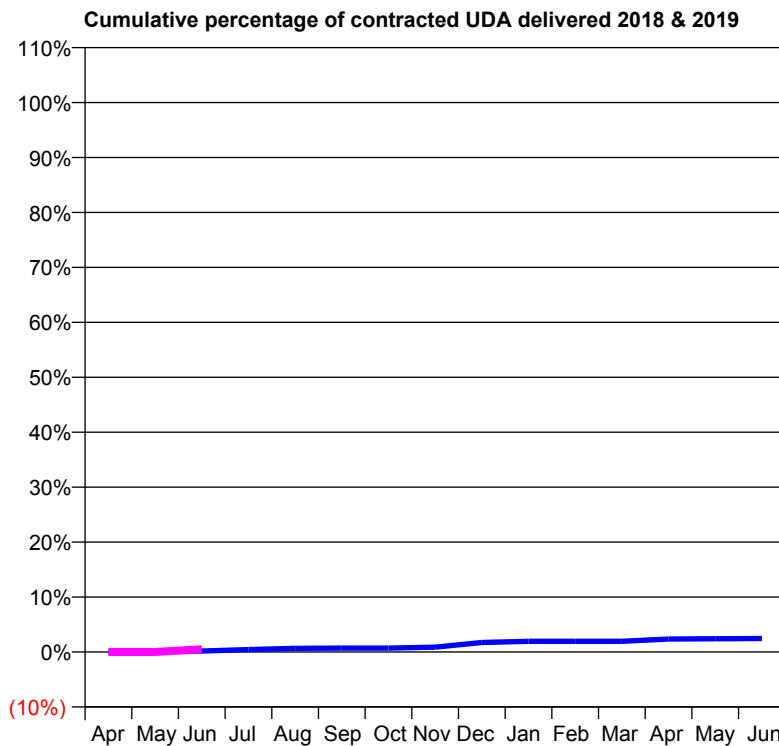
18/19 Contracted general activity (UDA)	2,250
Carry forward general activity (UDA)	0
18/19 Contracted orthodontic activity (UOA)	0
Carry forward orthodontic activity (UOA)	0
Baseline contract value	£83,132.73

### ACCESS\*

Patients seen in 24 months	Total	Change since previous quarter
Quarter ending June 2017	122	
Quarter ending September 2017	78	↓
Quarter ending December 2017	68	↓
Quarter ending March 2018	41	↓
Quarter ending June 2018	34	↓
<b>Variance since June 2017</b>	<b>(72.1%)</b>	<b>↓</b>



### ACTIVITY



Month	Adjusted Scheduled Activity (UDA)	
	2018	2019
April	0	0
May	3	0
June	4	11
July	10	
August	15	
September	16	
October	16	
November	20	
December	39	
January	44	
February	44	
March	44	
April	53	
May	54	
June	55	

### QUALITY

	Quantity	Base Number	Contract	AT	Region	England
% of FP17s for the same patient ID Re-attending within 3 months - Children	1	10	10.0%	10.6%	11.3%	11.5%
% of FP17s for the same patient ID Re-attending within 3 months - Adults	0	7	0.0%	14.5%	14.9%	15.4%
% of FP17s for the same patient ID Re-attending between 3 & 9 months - Children	0	10	0.0%	58.1%	60.0%	58.9%
% of FP17s for the same patient ID Re-attending between 3 & 9 months - Adults	0	7	0.0%	49.3%	52.6%	51.6%
% of FP17s for Band 1 Urgent Courses	0	5	0.0%	8.9%	7.9%	8.9%
% of FP17s Relating to Free Repair or Replacements	0	5	0.0%	0.7%	0.8%	0.8%
% of FP17s Relating to Continuations	0	5	0.0%	0.8%	0.9%	0.9%
% of Patients satisfied with the dentistry they have received	0	0	N/A	93.6%	93.2%	93.2%
% of Patients satisfied with the time they had to wait for an appointment	0	0	N/A	87.7%	89.1%	88.8%

\* This is based on patients treated on this contract for their most recent course of treatment. Figures in italics indicate the base number of FP17s or Patient Questionnaire responses are less than 100. N/A is shown where the base number of responses is less than 10 during the period. % is calculated as Quantity/Base number\*100

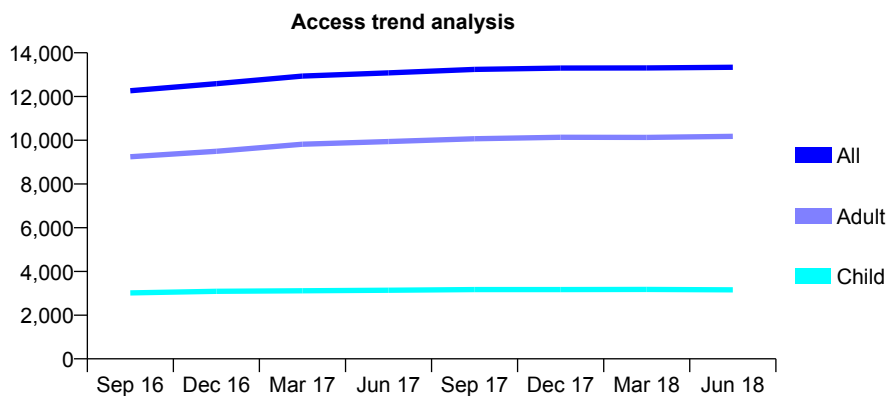
## Q58 - Vital Signs At a Glance Contract Report for 197874/0001 - June 2018

Name or company name	Oradi Ltd
Contract type name	Pilot Contract
Purpose of contract	General and Orthodontic
Contract start date	01/04/2008
Contract end date	

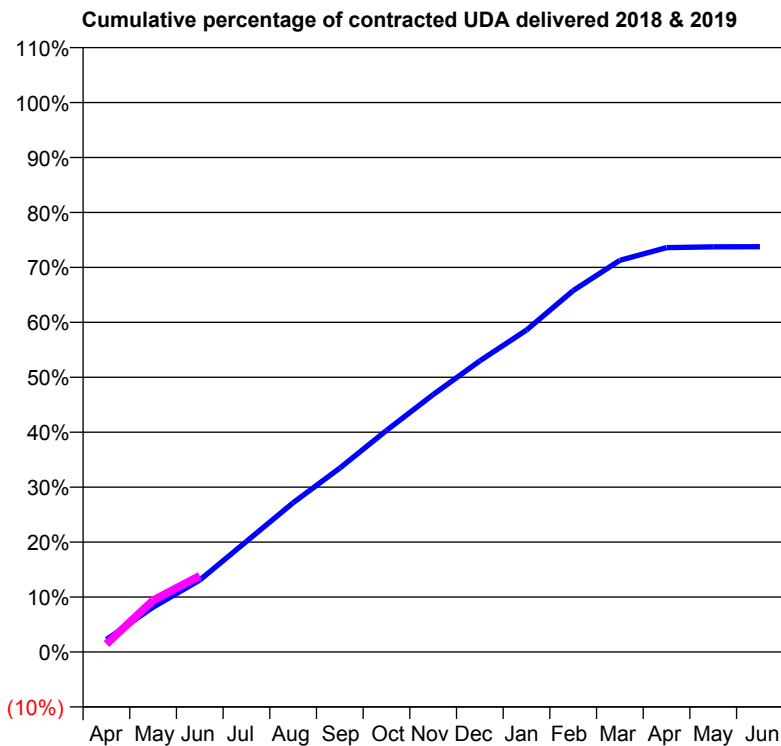
18/19 Contracted general activity (UDA)	47,659
Carry forward general activity (UDA)	0
18/19 Contracted orthodontic activity (UOA)	0
Carry forward orthodontic activity (UOA)	0
Baseline contract value	£1,289,915.92

### ACCESS\*

Patients seen in 24 months	Total	Change since previous quarter
Quarter ending June 2017	13,080	
Quarter ending September 2017	13,240	→
Quarter ending December 2017	13,304	→
Quarter ending March 2018	13,309	→
Quarter ending June 2018	13,338	→
<b>Variance since June 2017</b>	<b>2.0%</b>	<b>→</b>



### ACTIVITY



Month	Adjusted Scheduled Activity (UDA)	
	2018	2019
April	1,084	699
May	3,895	4,484
June	6,240	6,604
July	9,590	
August	12,943	
September	15,950	
October	19,217	
November	22,322	
December	25,250	
January	27,922	
February	31,352	
March	33,970	
April	35,075	
May	35,144	
June	35,148	

### QUALITY

	Quantity	Base Number	Contract	AT	Region	England
% of FP17s for the same patient ID Re-attending within 3 months - Children	58	1,082	5.4%	10.6%	11.3%	11.5%
% of FP17s for the same patient ID Re-attending within 3 months - Adults	271	2,796	9.7%	14.5%	14.9%	15.4%
% of FP17s for the same patient ID Re-attending between 3 & 9 months - Children	616	1,082	56.9%	58.1%	60.0%	58.9%
% of FP17s for the same patient ID Re-attending between 3 & 9 months - Adults	1,492	2,796	53.4%	49.3%	52.6%	51.6%
% of FP17s for Band 1 Urgent Courses	111	3,349	3.3%	8.9%	7.9%	8.9%
% of FP17s Relating to Free Repair or Replacements	21	3,349	0.6%	0.7%	0.8%	0.8%
% of FP17s Relating to Continuations	18	3,349	0.5%	0.8%	0.9%	0.9%
% of Patients satisfied with the dentistry they have received	8	10	80.0%	93.6%	93.2%	93.2%
% of Patients satisfied with the time they had to wait for an appointment	9	10	90.0%	87.7%	89.1%	88.8%

\* This is based on patients treated on this contract for their most recent course of treatment. Figures in italics indicate the base number of FP17s or Patient Questionnaire responses are less than 100. N/A is shown where the base number of responses is less than 10 during the period. % is calculated as Quantity/Base number\*100

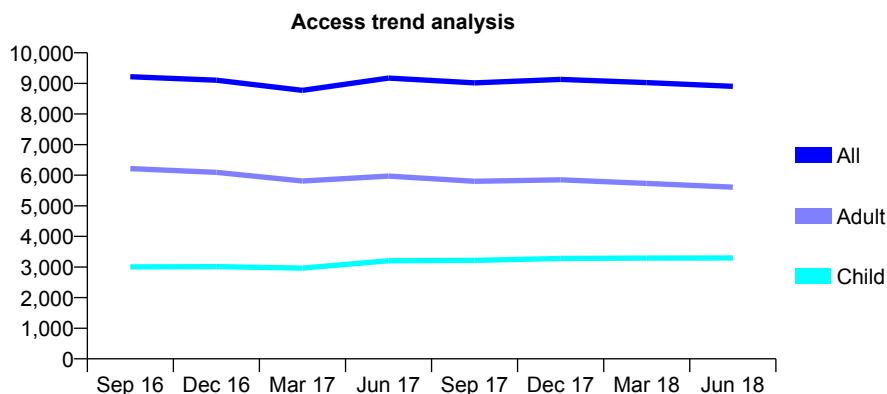
## Q58 - Vital Signs At a Glance Contract Report for 198900/0001 - June 2018

Name or company name	MARAH Limited
Contract type name	GDS Contract
Purpose of contract	General
Contract start date	01/12/2011
Contract end date	

18/19 Contracted general activity (UDA)	21,838
Carry forward general activity (UDA)	0
18/19 Contracted orthodontic activity (UOA)	0
Carry forward orthodontic activity (UOA)	0
Baseline contract value	£635,481.40

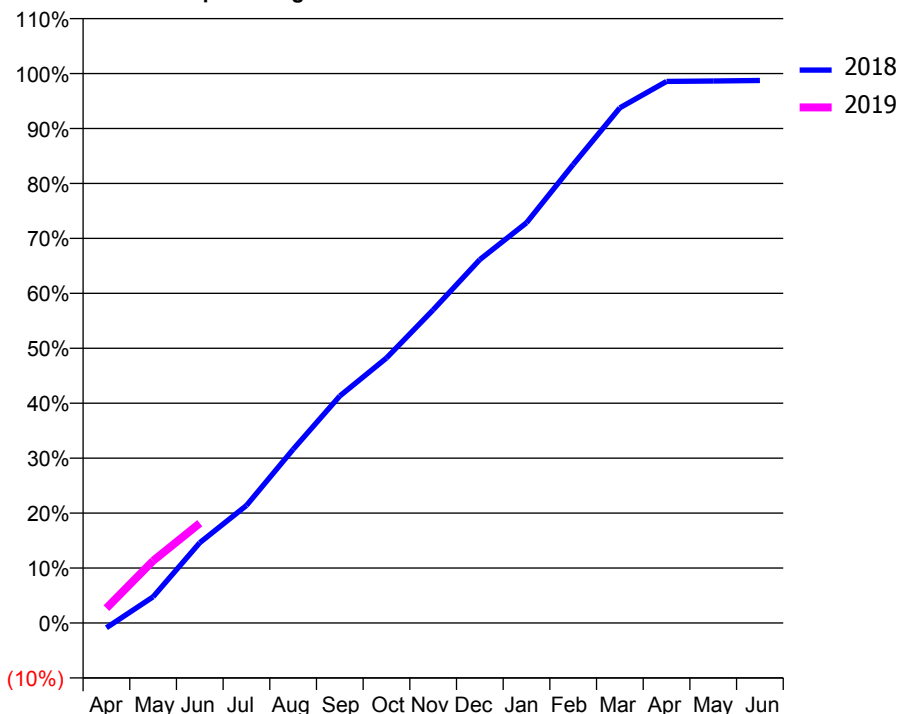
### ACCESS\*

Patients seen in 24 months	Total	Change since previous quarter
Quarter ending June 2017	9,175	
Quarter ending September 2017	9,019	↓
Quarter ending December 2017	9,130	→
Quarter ending March 2018	9,026	↓
Quarter ending June 2018	8,905	↓
<b>Variance since June 2017</b>	<b>(2.9%)</b>	<b>↓</b>



### ACTIVITY

Cumulative percentage of contracted UDA delivered 2018 & 2019



Adjusted Scheduled Activity (UDA)

Month	2018	2019
April	-191	592
May	1,041	2,475
June	3,193	3,967
July	4,674	
August	6,901	
September	9,020	
October	10,533	
November	12,445	
December	14,446	
January	15,907	
February	18,225	
March	20,475	
April	21,524	
May	21,538	
June	21,558	

### QUALITY

	Quantity	Base Number	Contract	AT	Region	England
% of FP17s for the same patient ID Re-attending within 3 months - Children	117	1,406	8.3%	10.6%	11.3%	11.5%
% of FP17s for the same patient ID Re-attending within 3 months - Adults	188	1,449	13.0%	14.5%	14.9%	15.4%
% of FP17s for the same patient ID Re-attending between 3 & 9 months - Children	903	1,406	64.2%	58.1%	60.0%	58.9%
% of FP17s for the same patient ID Re-attending between 3 & 9 months - Adults	710	1,449	49.0%	49.3%	52.6%	51.6%
% of FP17s for Band 1 Urgent Courses	123	2,131	5.8%	8.9%	7.9%	8.9%
% of FP17s Relating to Free Repair or Replacements	8	2,131	0.4%	0.7%	0.8%	0.8%
% of FP17s Relating to Continuations	31	2,131	1.5%	0.8%	0.9%	0.9%
% of Patients satisfied with the dentistry they have received	2	2	N/A	93.6%	93.2%	93.2%
% of Patients satisfied with the time they had to wait for an appointment	1	2	N/A	87.7%	89.1%	88.8%

\* This is based on patients treated on this contract for their most recent course of treatment. Figures in italics indicate the base number of FP17s or Patient Questionnaire responses are less than 100. N/A is shown where the base number of responses is less than 10 during the period. % is calculated as Quantity/Base number\*100

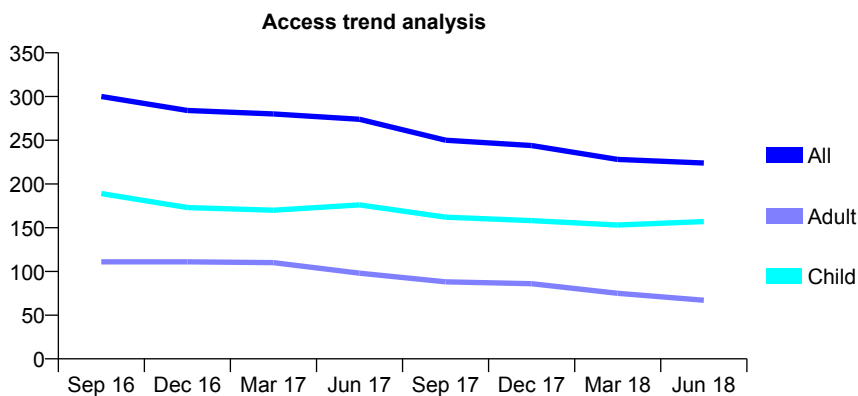
## Q58 - Vital Signs At a Glance Contract Report for 201162/0003 - June 2018

Name or company name	MR JG MCKEON
Contract type name	GDS Contract
Purpose of contract	General
Contract start date	01/04/2010
Contract end date	

18/19 Contracted general activity (UDA)	1,872
Carry forward general activity (UDA)	0
18/19 Contracted orthodontic activity (UOA)	0
Carry forward orthodontic activity (UOA)	0
Baseline contract value	£49,956.94

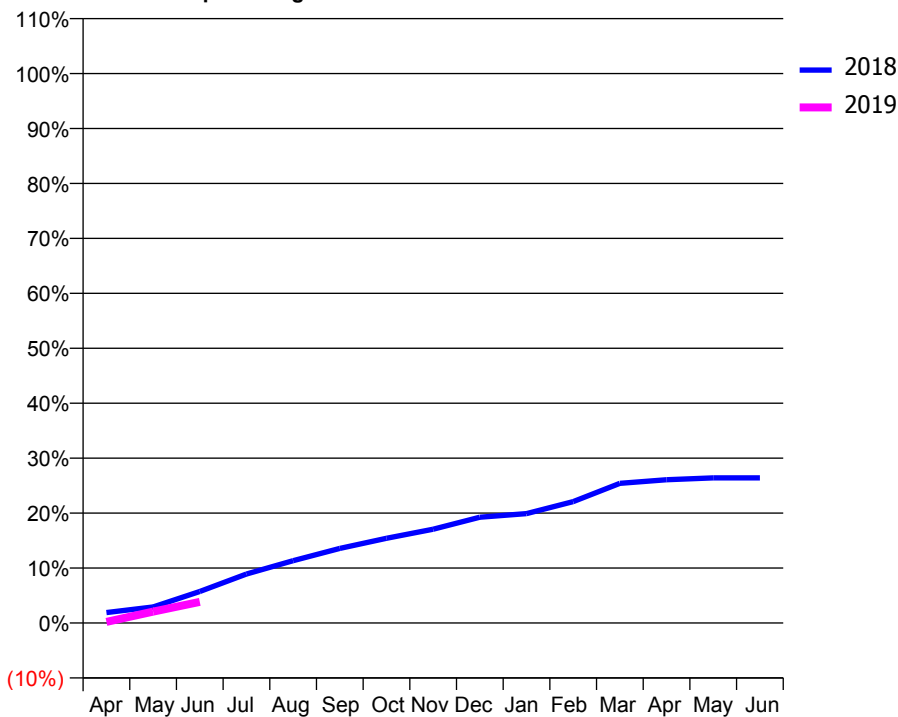
### ACCESS\*

Patients seen in 24 months	Total	Change since previous quarter
Quarter ending June 2017	274	
Quarter ending September 2017	250	↓
Quarter ending December 2017	244	↓
Quarter ending March 2018	228	↓
Quarter ending June 2018	224	↓
<b>Variance since June 2017</b>	<b>(18.2%)</b>	<b>↓</b>



### ACTIVITY

Cumulative percentage of contracted UDA delivered 2018 & 2019



Adjusted Scheduled Activity (UDA)

Month	2018	2019
April	23	4
May	35	39
June	69	72
July	107	
August	136	
September	163	
October	185	
November	205	
December	231	
January	239	
February	265	
March	305	
April	313	
May	317	
June	317	

### QUALITY

	Quantity	Base Number	Contract	AT	Region	England
% of FP17s for the same patient ID Re-attending within 3 months - Children	3	54	5.6%	10.6%	11.3%	11.5%
% of FP17s for the same patient ID Re-attending within 3 months - Adults	0	5	0.0%	14.5%	14.9%	15.4%
% of FP17s for the same patient ID Re-attending between 3 & 9 months - Children	19	54	35.2%	58.1%	60.0%	58.9%
% of FP17s for the same patient ID Re-attending between 3 & 9 months - Adults	4	5	80.0%	49.3%	52.6%	51.6%
% of FP17s for Band 1 Urgent Courses	0	45	0.0%	8.9%	7.9%	8.9%
% of FP17s Relating to Free Repair or Replacements	0	45	0.0%	0.7%	0.8%	0.8%
% of FP17s Relating to Continuations	1	45	2.2%	0.8%	0.9%	0.9%
% of Patients satisfied with the dentistry they have received	0	0	N/A	93.6%	93.2%	93.2%
% of Patients satisfied with the time they had to wait for an appointment	0	0	N/A	87.7%	89.1%	88.8%

\* This is based on patients treated on this contract for their most recent course of treatment. Figures in italics indicate the base number of FP17s or Patient Questionnaire responses are less than 100. N/A is shown where the base number of responses is less than 10 during the period. % is calculated as Quantity/Base number\*100

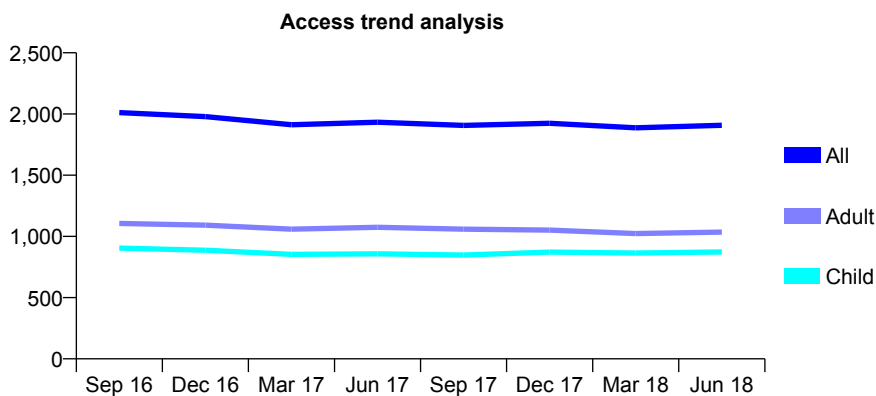
## Q58 - Vital Signs At a Glance Contract Report for 207837/0001 - June 2018

Name or company name	MR RK DESAI
Contract type name	GDS Contract
Purpose of contract	General
Contract start date	01/04/2006
Contract end date	

18/19 Contracted general activity (UDA)	4,943
Carry forward general activity (UDA)	0
18/19 Contracted orthodontic activity (UOA)	0
Carry forward orthodontic activity (UOA)	0
Baseline contract value	£158,123.63

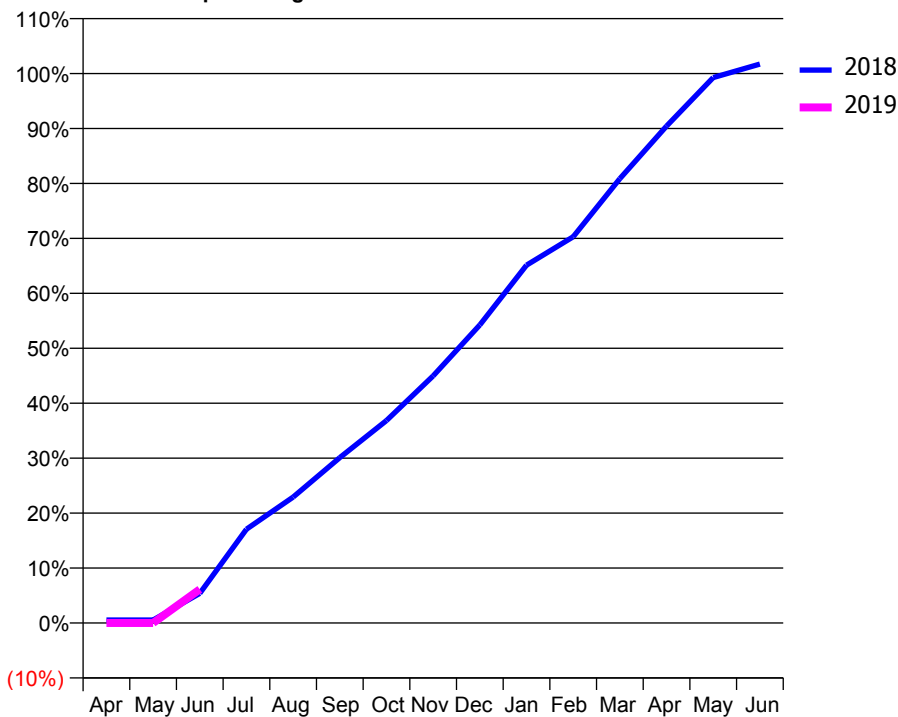
### ACCESS\*

Patients seen in 24 months	Total	Change since previous quarter
Quarter ending June 2017	1,933	
Quarter ending September 2017	1,907	↓
Quarter ending December 2017	1,924	→
Quarter ending March 2018	1,887	↓
Quarter ending June 2018	1,908	→
<b>Variance since June 2017</b>	<b>(1.3%)</b>	<b>↓</b>



### ACTIVITY

Cumulative percentage of contracted UDA delivered 2018 & 2019



Adjusted Scheduled Activity (UDA)

Month	2018	2019
April	27	0
May	27	0
June	267	303
July	843	
August	1,132	
September	1,488	
October	1,822	
November	2,223	
December	2,682	
January	3,219	
February	3,474	
March	3,998	
April	4,470	
May	4,907	
June	5,028	

### QUALITY

	Quantity	Base Number	Contract	AT	Region	England
% of FP17s for the same patient ID Re-attending within 3 months - Children	14	294	4.8%	10.6%	11.3%	11.5%
% of FP17s for the same patient ID Re-attending within 3 months - Adults	25	241	10.4%	14.5%	14.9%	15.4%
% of FP17s for the same patient ID Re-attending between 3 & 9 months - Children	157	294	53.4%	58.1%	60.0%	58.9%
% of FP17s for the same patient ID Re-attending between 3 & 9 months - Adults	68	241	28.2%	49.3%	52.6%	51.6%
% of FP17s for Band 1 Urgent Courses	14	130	10.8%	8.9%	7.9%	8.9%
% of FP17s Relating to Free Repair or Replacements	5	130	3.8%	0.7%	0.8%	0.8%
% of FP17s Relating to Continuations	0	130	0.0%	0.8%	0.9%	0.9%
% of Patients satisfied with the dentistry they have received	0	0	N/A	93.6%	93.2%	93.2%
% of Patients satisfied with the time they had to wait for an appointment	0	0	N/A	87.7%	89.1%	88.8%

\* This is based on patients treated on this contract for their most recent course of treatment. Figures in italics indicate the base number of FP17s or Patient Questionnaire responses are less than 100. N/A is shown where the base number of responses is less than 10 during the period. % is calculated as Quantity/Base number\*100

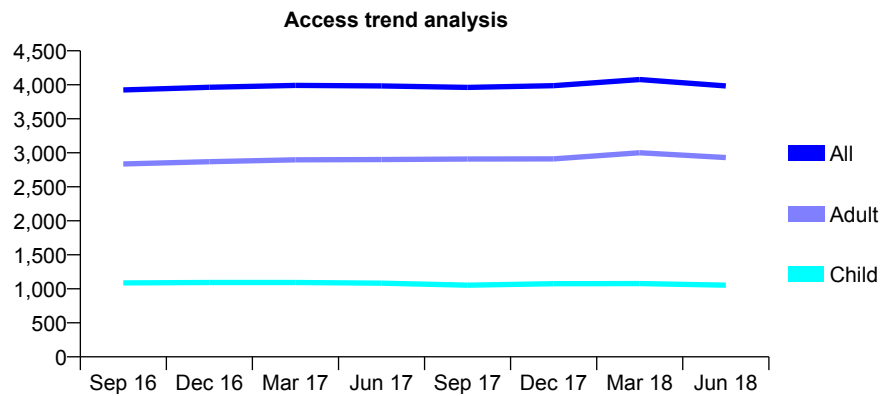
## Q58 - Vital Signs At a Glance Contract Report for 213632/0001 - June 2018

Name or company name	MR HW CHAN
Contract type name	GDS Contract
Purpose of contract	General
Contract start date	01/04/2006
Contract end date	

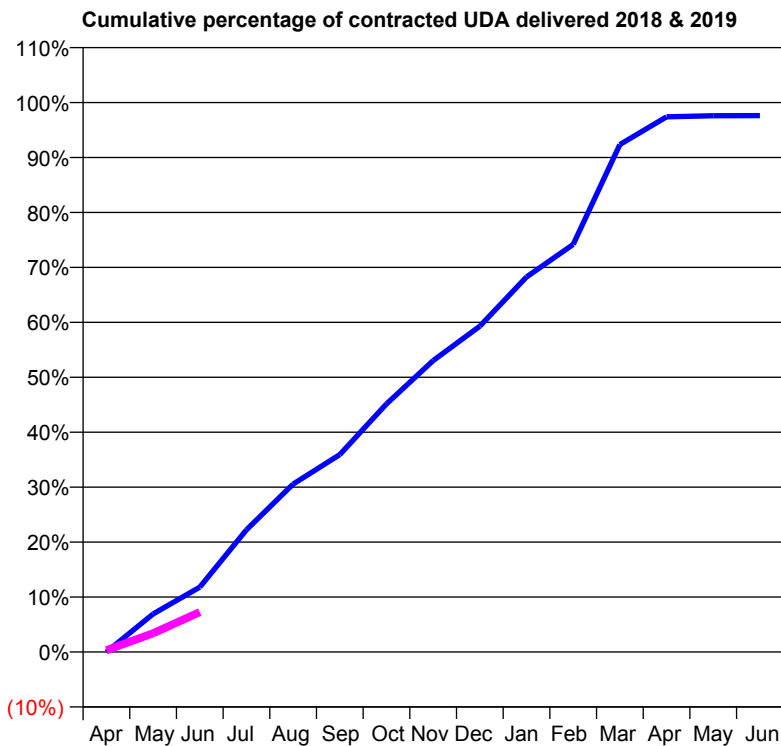
18/19 Contracted general activity (UDA)	12,000
Carry forward general activity (UDA)	0
18/19 Contracted orthodontic activity (UOA)	0
Carry forward orthodontic activity (UOA)	0
Baseline contract value	£293,198.67

### ACCESS\*

Patients seen in 24 months	Total	Change since previous quarter
Quarter ending June 2017	3,983	
Quarter ending September 2017	3,962	→
Quarter ending December 2017	3,987	→
Quarter ending March 2018	4,078	↑
Quarter ending June 2018	3,984	↓
<b>Variance since June 2017</b>	<b>0.0%</b>	<b>→</b>



### ACTIVITY



Month	Adjusted Scheduled Activity (UDA)	
	2018	2019
April	0	38
May	826	409
June	1,409	872
July	2,655	
August	3,647	
September	4,287	
October	5,387	
November	6,331	
December	7,077	
January	8,147	
February	8,852	
March	11,022	
April	11,623	
May	11,648	
June	11,649	

### QUALITY

	Quantity	Base Number	Contract	AT	Region	England
% of FP17s for the same patient ID Re-attending within 3 months - Children	4	211	1.9%	10.6%	11.3%	11.5%
% of FP17s for the same patient ID Re-attending within 3 months - Adults	23	553	4.2%	14.5%	14.9%	15.4%
% of FP17s for the same patient ID Re-attending between 3 & 9 months - Children	150	211	71.1%	58.1%	60.0%	58.9%
% of FP17s for the same patient ID Re-attending between 3 & 9 months - Adults	365	553	66.0%	49.3%	52.6%	51.6%
% of FP17s for Band 1 Urgent Courses	1	500	0.2%	8.9%	7.9%	8.9%
% of FP17s Relating to Free Repair or Replacements	1	500	0.2%	0.7%	0.8%	0.8%
% of FP17s Relating to Continuations	0	500	0.0%	0.8%	0.9%	0.9%
% of Patients satisfied with the dentistry they have received	1	1	N/A	93.6%	93.2%	93.2%
% of Patients satisfied with the time they had to wait for an appointment	1	1	N/A	87.7%	89.1%	88.8%

\* This is based on patients treated on this contract for their most recent course of treatment. Figures in italics indicate the base number of FP17s or Patient Questionnaire responses are less than 100. N/A is shown where the base number of responses is less than 10 during the period. % is calculated as Quantity/Base number\*100



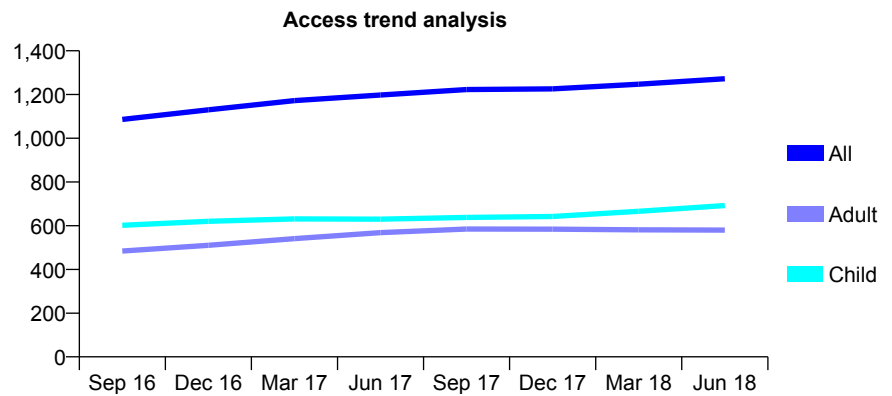
## Q58 - Vital Signs At a Glance Contract Report for 214248/0002 - June 2018

Name or company name	Alexandra Dental Practice
Contract type name	GDS Contract
Purpose of contract	General
Contract start date	01/09/2015
Contract end date	

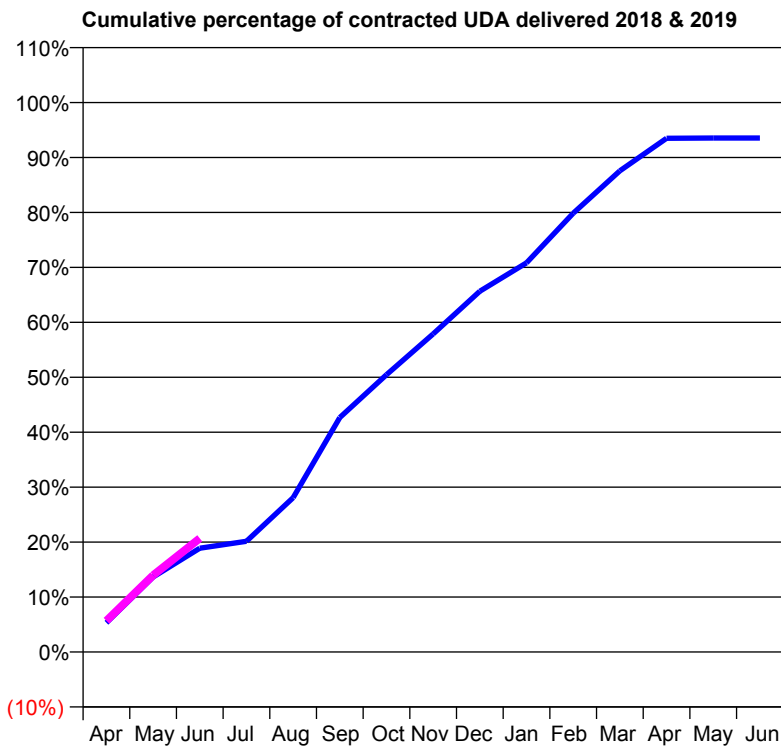
18/19 Contracted general activity (UDA)	2,754
Carry forward general activity (UDA)	0
18/19 Contracted orthodontic activity (UOA)	0
Carry forward orthodontic activity (UOA)	0
Baseline contract value	£67,190.81

### ACCESS\*

Patients seen in 24 months	Total	Change since previous quarter
Quarter ending June 2017	1,198	
Quarter ending September 2017	1,223	↑
Quarter ending December 2017	1,226	→
Quarter ending March 2018	1,247	→
Quarter ending June 2018	1,272	↑
<b>Variance since June 2017</b>	<b>6.2%</b>	<b>↑</b>



### ACTIVITY



Adjusted Scheduled Activity (UDA)		
Month	2018	2019
April	146	156
May	376	385
June	520	570
July	555	
August	774	
September	1,175	
October	1,390	
November	1,594	
December	1,808	
January	1,950	
February	2,199	
March	2,412	
April	2,575	
May	2,576	
June	2,576	

### QUALITY

	Quantity	Base Number	Contract	AT	Region	England
% of FP17s for the same patient ID Re-attending within 3 months - Children	16	250	6.4%	10.6%	11.3%	11.5%
% of FP17s for the same patient ID Re-attending within 3 months - Adults	13	193	6.7%	14.5%	14.9%	15.4%
% of FP17s for the same patient ID Re-attending between 3 & 9 months - Children	150	250	60.0%	58.1%	60.0%	58.9%
% of FP17s for the same patient ID Re-attending between 3 & 9 months - Adults	136	193	70.5%	49.3%	52.6%	51.6%
% of FP17s for Band 1 Urgent Courses	13	376	3.5%	8.9%	7.9%	8.9%
% of FP17s Relating to Free Repair or Replacements	2	376	0.5%	0.7%	0.8%	0.8%
% of FP17s Relating to Continuations	5	376	1.3%	0.8%	0.9%	0.9%
% of Patients satisfied with the dentistry they have received	0	0	N/A	93.6%	93.2%	93.2%
% of Patients satisfied with the time they had to wait for an appointment	0	0	N/A	87.7%	89.1%	88.8%

\* This is based on patients treated on this contract for their most recent course of treatment. Figures in italics indicate the base number of FP17s or Patient Questionnaire responses are less than 100. N/A is shown where the base number of responses is less than 10 during the period. % is calculated as Quantity/Base number\*100

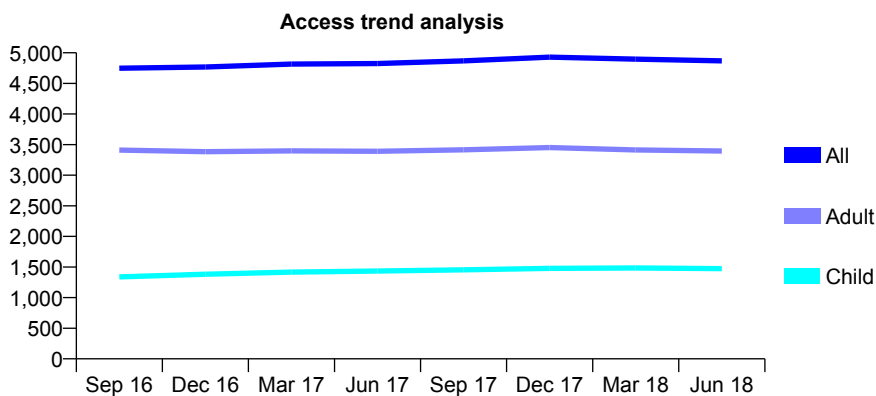
## Q58 - Vital Signs At a Glance Contract Report for 215090/0001 - June 2018

Name or company name	MR SJ GORAN
Contract type name	GDS Contract
Purpose of contract	General
Contract start date	01/04/2006
Contract end date	

18/19 Contracted general activity (UDA)	13,270
Carry forward general activity (UDA)	0
18/19 Contracted orthodontic activity (UOA)	0
Carry forward orthodontic activity (UOA)	0
Baseline contract value	£355,166.72

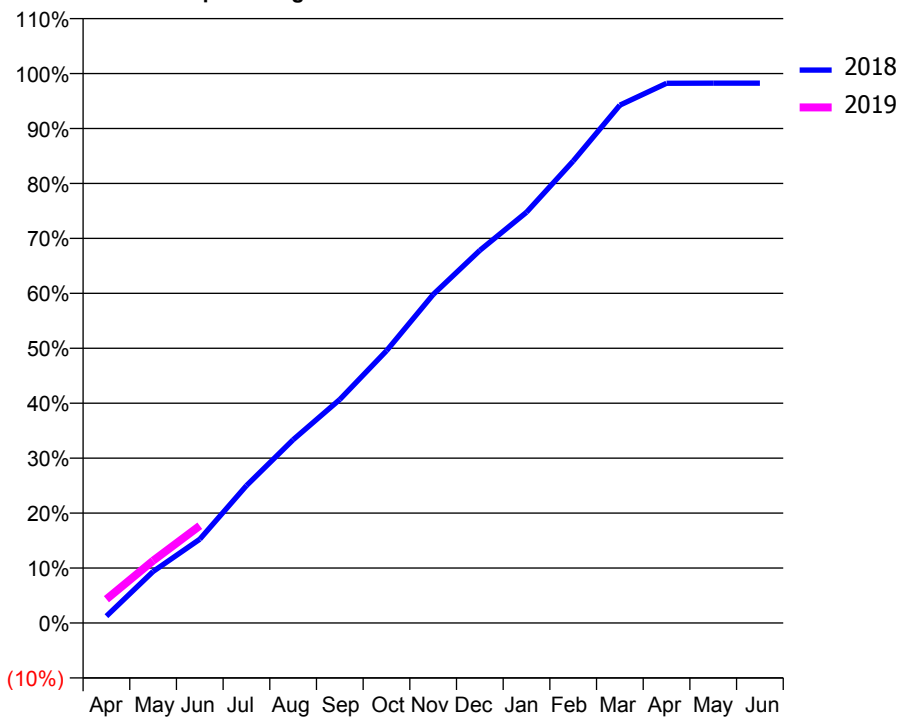
### ACCESS\*

Patients seen in 24 months	Total	Change since previous quarter
Quarter ending June 2017	4,824	
Quarter ending September 2017	4,868	→
Quarter ending December 2017	4,930	→
Quarter ending March 2018	4,896	→
Quarter ending June 2018	4,868	→
<b>Variance since June 2017</b>	<b>0.9%</b>	<b>→</b>



### ACTIVITY

Cumulative percentage of contracted UDA delivered 2018 & 2019



Month	Adjusted Scheduled Activity (UDA)	
	2018	2019
April	167	574
May	1,243	1,507
June	2,025	2,348
July	3,319	
August	4,425	
September	5,399	
October	6,574	
November	7,934	
December	9,000	
January	9,920	
February	11,156	
March	12,506	
April	13,035	
May	13,037	
June	13,037	

### QUALITY

	Quantity	Base Number	Contract	AT	Region	England
% of FP17s for the same patient ID Re-attending within 3 months - Children	43	438	9.8%	10.6%	11.3%	11.5%
% of FP17s for the same patient ID Re-attending within 3 months - Adults	198	968	20.5%	14.5%	14.9%	15.4%
% of FP17s for the same patient ID Re-attending between 3 & 9 months - Children	227	438	51.8%	58.1%	60.0%	58.9%
% of FP17s for the same patient ID Re-attending between 3 & 9 months - Adults	375	968	38.7%	49.3%	52.6%	51.6%
% of FP17s for Band 1 Urgent Courses	240	1,195	20.1%	8.9%	7.9%	8.9%
% of FP17s Relating to Free Repair or Replacements	7	1,195	0.6%	0.7%	0.8%	0.8%
% of FP17s Relating to Continuations	4	1,195	0.3%	0.8%	0.9%	0.9%
% of Patients satisfied with the dentistry they have received	3	3	N/A	93.6%	93.2%	93.2%
% of Patients satisfied with the time they had to wait for an appointment	3	3	N/A	87.7%	89.1%	88.8%

\* This is based on patients treated on this contract for their most recent course of treatment. Figures in italics indicate the base number of FP17s or Patient Questionnaire responses are less than 100. N/A is shown where the base number of responses is less than 10 during the period. % is calculated as Quantity/Base number\*100

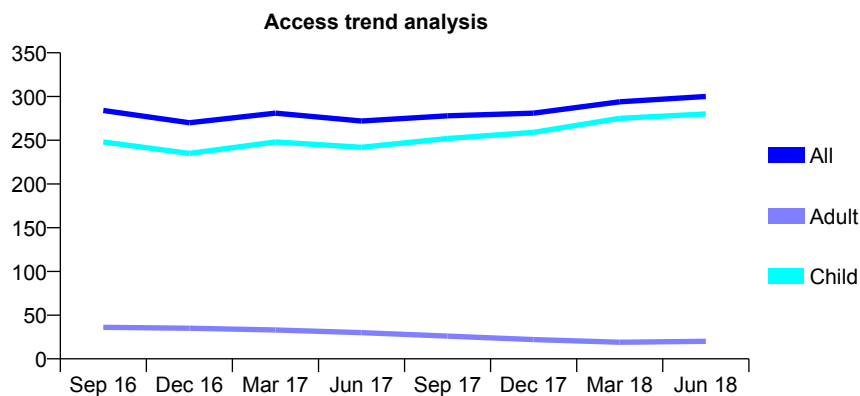
## Q58 - Vital Signs At a Glance Contract Report for 221643/0002 - June 2018

Name or company name	MR R MISTRY
Contract type name	GDS Contract
Purpose of contract	General
Contract start date	01/04/2006
Contract end date	

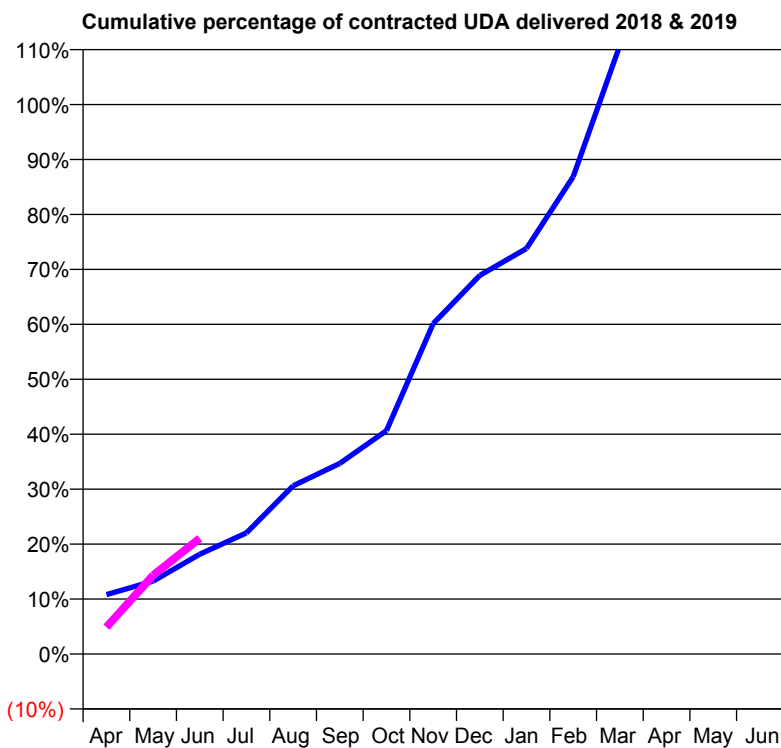
18/19 Contracted general activity (UDA)	490
Carry forward general activity (UDA)	0
18/19 Contracted orthodontic activity (UOA)	0
Carry forward orthodontic activity (UOA)	0
Baseline contract value	£14,538.51

### ACCESS\*

Patients seen in 24 months	Total	Change since previous quarter
Quarter ending June 2017	272	
Quarter ending September 2017	278	↑
Quarter ending December 2017	281	→
Quarter ending March 2018	294	↑
Quarter ending June 2018	300	↑
<b>Variance since June 2017</b>	<b>10.3%</b>	<b>↑</b>



### ACTIVITY



Adjusted Scheduled Activity (UDA)		
Month	2018	2019
April	53	24
May	65	70
June	89	103
July	108	
August	150	
September	170	
October	199	
November	295	
December	338	
January	362	
February	426	
March	543	
April	564	
May	564	
June	564	

### QUALITY

	Quantity	Base Number	Contract	AT	Region	England
% of FP17s for the same patient ID Re-attending within 3 months - Children	6	89	6.7%	10.6%	11.3%	11.5%
% of FP17s for the same patient ID Re-attending within 3 months - Adults	0	2	0.0%	14.5%	14.9%	15.4%
% of FP17s for the same patient ID Re-attending between 3 & 9 months - Children	50	89	56.2%	58.1%	60.0%	58.9%
% of FP17s for the same patient ID Re-attending between 3 & 9 months - Adults	0	2	0.0%	49.3%	52.6%	51.6%
% of FP17s for Band 1 Urgent Courses	1	73	1.4%	8.9%	7.9%	8.9%
% of FP17s Relating to Free Repair or Replacements	0	73	0.0%	0.7%	0.8%	0.8%
% of FP17s Relating to Continuations	0	73	0.0%	0.8%	0.9%	0.9%
% of Patients satisfied with the dentistry they have received	0	0	N/A	93.6%	93.2%	93.2%
% of Patients satisfied with the time they had to wait for an appointment	0	0	N/A	87.7%	89.1%	88.8%

\* This is based on patients treated on this contract for their most recent course of treatment. Figures in italics indicate the base number of FP17s or Patient Questionnaire responses are less than 100. N/A is shown where the base number of responses is less than 10 during the period. % is calculated as Quantity/Base number\*100

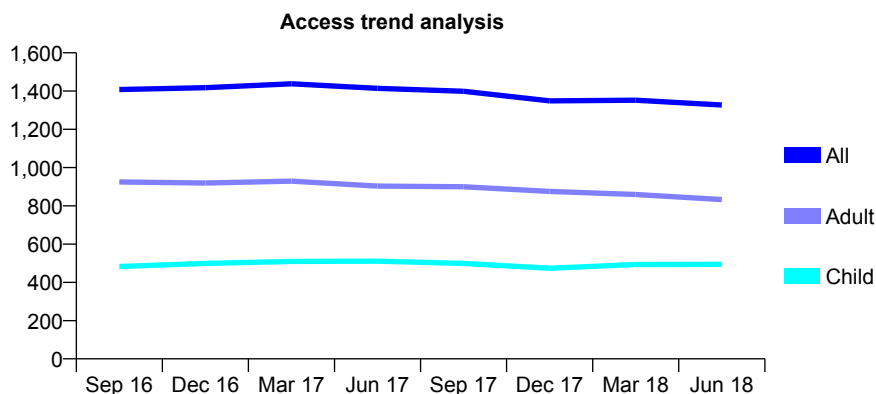
## Q58 - Vital Signs At a Glance Contract Report for 222135/0001 - June 2018

Name or company name	Potton Dental Partnership
Contract type name	GDS Contract
Purpose of contract	General
Contract start date	01/04/2006
Contract end date	

18/19 Contracted general activity (UDA)	3,562
Carry forward general activity (UDA)	0
18/19 Contracted orthodontic activity (UOA)	0
Carry forward orthodontic activity (UOA)	0
Baseline contract value	£86,475.61

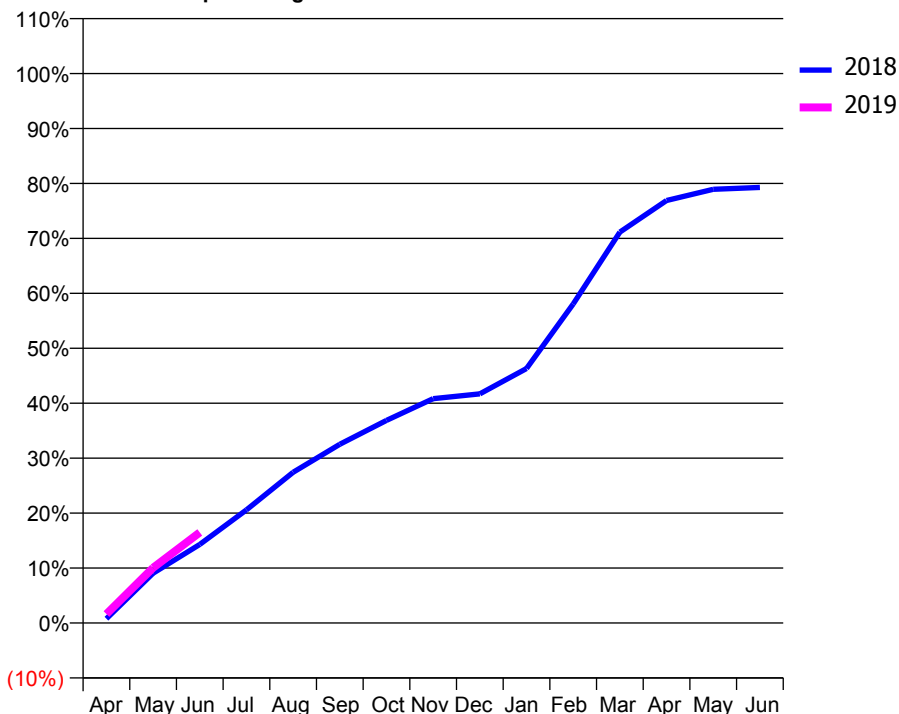
### ACCESS\*

Patients seen in 24 months	Total	Change since previous quarter
Quarter ending June 2017	1,414	
Quarter ending September 2017	1,399	↓
Quarter ending December 2017	1,349	↓
Quarter ending March 2018	1,352	→
Quarter ending June 2018	1,327	↓
<b>Variance since June 2017</b>	<b>(6.2%)</b>	<b>↓</b>



### ACTIVITY

Cumulative percentage of contracted UDA delivered 2018 & 2019



Month	Adjusted Scheduled Activity (UDA)	
	2018	2019
April	28	58
May	323	358
June	510	587
July	733	
August	977	
September	1,158	
October	1,313	
November	1,454	
December	1,486	
January	1,649	
February	2,068	
March	2,534	
April	2,739	
May	2,812	
June	2,824	

### QUALITY

	Quantity	Base Number	Contract	AT	Region	England
% of FP17s for the same patient ID Re-attending within 3 months - Children	8	193	4.1%	10.6%	11.3%	11.5%
% of FP17s for the same patient ID Re-attending within 3 months - Adults	35	256	13.7%	14.5%	14.9%	15.4%
% of FP17s for the same patient ID Re-attending between 3 & 9 months - Children	71	193	36.8%	58.1%	60.0%	58.9%
% of FP17s for the same patient ID Re-attending between 3 & 9 months - Adults	98	256	38.3%	49.3%	52.6%	51.6%
% of FP17s for Band 1 Urgent Courses	17	300	5.7%	8.9%	7.9%	8.9%
% of FP17s Relating to Free Repair or Replacements	1	300	0.3%	0.7%	0.8%	0.8%
% of FP17s Relating to Continuations	2	300	0.7%	0.8%	0.9%	0.9%
% of Patients satisfied with the dentistry they have received	4	4	N/A	93.6%	93.2%	93.2%
% of Patients satisfied with the time they had to wait for an appointment	2	4	N/A	87.7%	89.1%	88.8%

\* This is based on patients treated on this contract for their most recent course of treatment. Figures in italics indicate the base number of FP17s or Patient Questionnaire responses are less than 100. N/A is shown where the base number of responses is less than 10 during the period. % is calculated as Quantity/Base number\*100

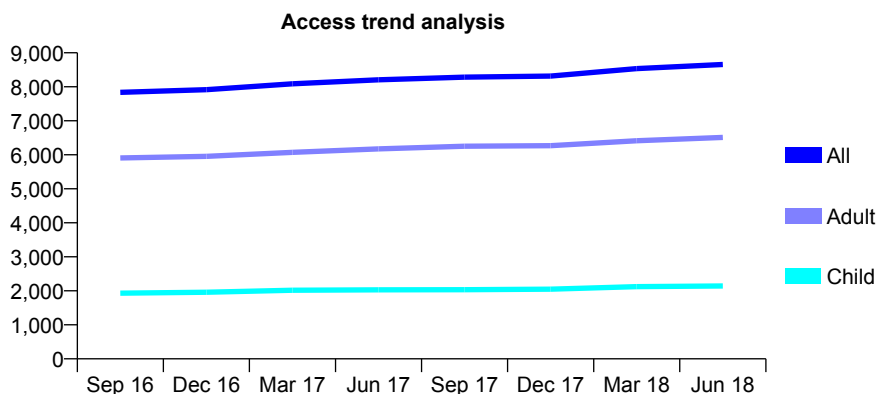
## Q58 - Vital Signs At a Glance Contract Report for 224618/0001 - June 2018

Name or company name	MR UH PATEL
Contract type name	GDS Contract
Purpose of contract	General
Contract start date	01/04/2006
Contract end date	

18/19 Contracted general activity (UDA)	18,367
Carry forward general activity (UDA)	0
18/19 Contracted orthodontic activity (UOA)	0
Carry forward orthodontic activity (UOA)	0
Baseline contract value	£427,707.56

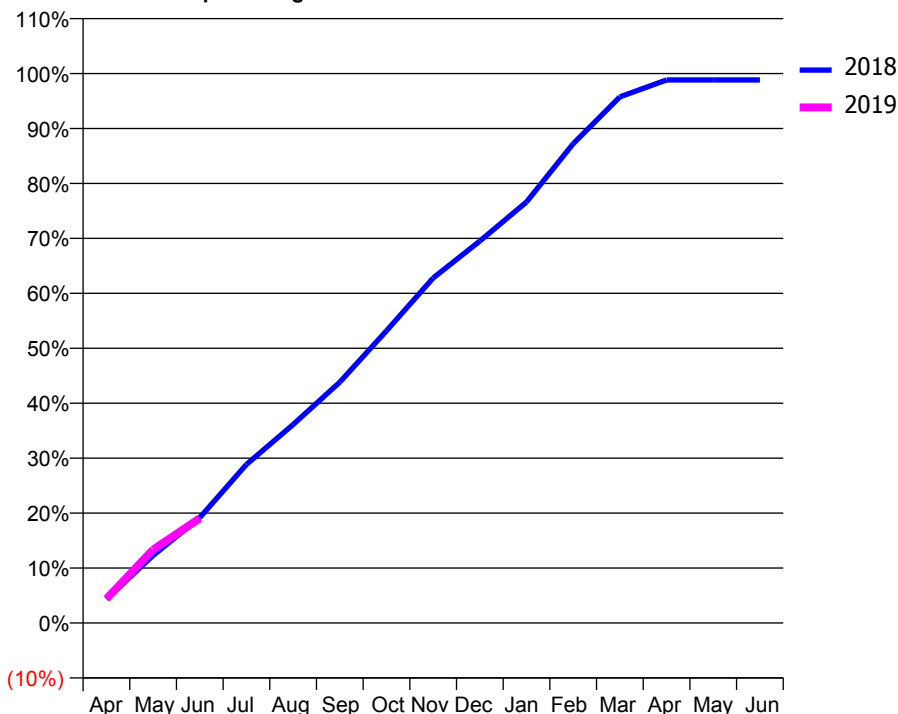
### ACCESS\*

Patients seen in 24 months	Total	Change since previous quarter
Quarter ending June 2017	8,205	
Quarter ending September 2017	8,285	→
Quarter ending December 2017	8,317	→
Quarter ending March 2018	8,536	↑
Quarter ending June 2018	8,655	→
<b>Variance since June 2017</b>	<b>5.5%</b>	<b>↑</b>



### ACTIVITY

Cumulative percentage of contracted UDA delivered 2018 & 2019



Month	Adjusted Scheduled Activity (UDA)	
	2018	2019
April	796	809
May	2,256	2,456
June	3,523	3,501
July	5,302	
August	6,637	
September	8,052	
October	9,769	
November	11,533	
December	12,766	
January	14,075	
February	16,023	
March	17,585	
April	18,150	
May	18,150	
June	18,152	

### QUALITY

	Quantity	Base Number	Contract	AT	Region	England
% of FP17s for the same patient ID Re-attending within 3 months - Children	33	771	4.3%	10.6%	11.3%	11.5%
% of FP17s for the same patient ID Re-attending within 3 months - Adults	209	2,179	9.6%	14.5%	14.9%	15.4%
% of FP17s for the same patient ID Re-attending between 3 & 9 months - Children	541	771	70.2%	58.1%	60.0%	58.9%
% of FP17s for the same patient ID Re-attending between 3 & 9 months - Adults	1,299	2,179	59.6%	49.3%	52.6%	51.6%
% of FP17s for Band 1 Urgent Courses	112	2,107	5.3%	8.9%	7.9%	8.9%
% of FP17s Relating to Free Repair or Replacements	8	2,107	0.4%	0.7%	0.8%	0.8%
% of FP17s Relating to Continuations	19	2,107	0.9%	0.8%	0.9%	0.9%
% of Patients satisfied with the dentistry they have received	7	7	N/A	93.6%	93.2%	93.2%
% of Patients satisfied with the time they had to wait for an appointment	6	7	N/A	87.7%	89.1%	88.8%

\* This is based on patients treated on this contract for their most recent course of treatment. Figures in italics indicate the base number of FP17s or Patient Questionnaire responses are less than 100. N/A is shown where the base number of responses is less than 10 during the period. % is calculated as Quantity/Base number\*100

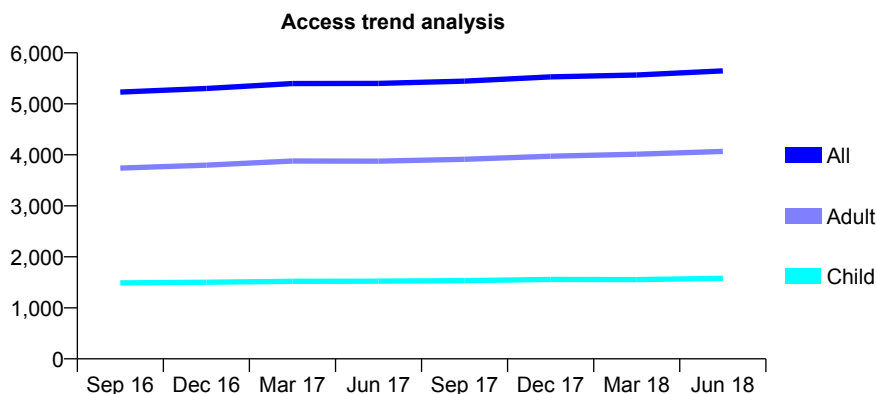
## Q58 - Vital Signs At a Glance Contract Report for 224618/0002 - June 2018

Name or company name	MR UH PATEL
Contract type name	GDS Contract
Purpose of contract	General
Contract start date	01/04/2006
Contract end date	

18/19 Contracted general activity (UDA)	13,311
Carry forward general activity (UDA)	0
18/19 Contracted orthodontic activity (UOA)	0
Carry forward orthodontic activity (UOA)	0
Baseline contract value	£318,881.63

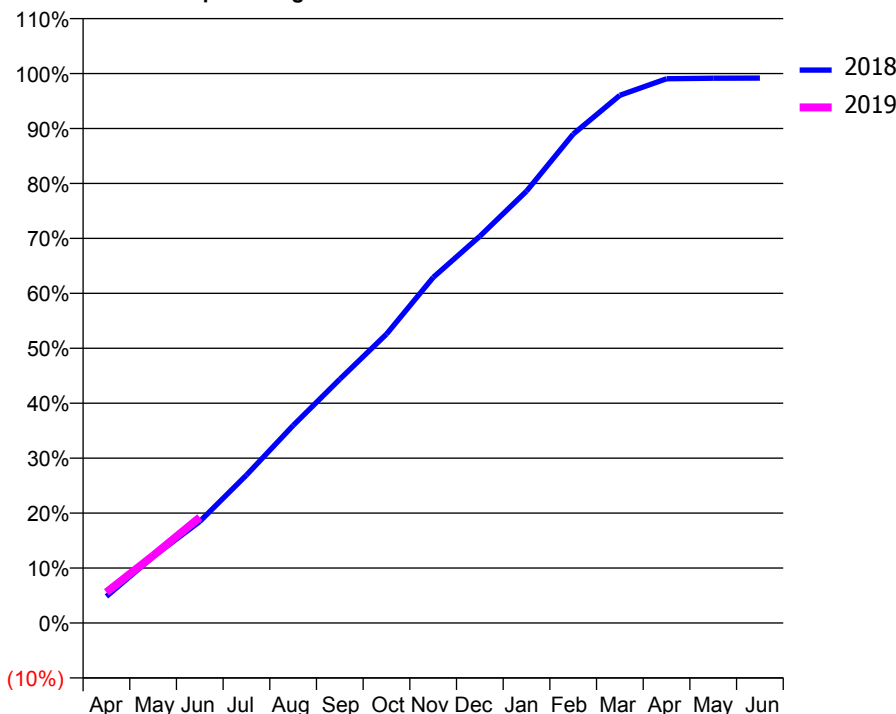
### ACCESS\*

Patients seen in 24 months	Total	Change since previous quarter
Quarter ending June 2017	5,400	
Quarter ending September 2017	5,445	→
Quarter ending December 2017	5,528	→
Quarter ending March 2018	5,565	→
Quarter ending June 2018	5,645	→
<b>Variance since June 2017</b>	<b>4.5%</b>	<b>↑</b>



### ACTIVITY

Cumulative percentage of contracted UDA delivered 2018 & 2019



Month	Adjusted Scheduled Activity (UDA)	
	2018	2019
April	645	746
May	1,607	1,632
June	2,461	2,560
July	3,584	
August	4,786	
September	5,905	
October	7,000	
November	8,370	
December	9,368	
January	10,460	
February	11,842	
March	12,782	
April	13,184	
May	13,198	
June	13,201	

### QUALITY

	Quantity	Base Number	Contract	AT	Region	England
% of FP17s for the same patient ID Re-attending within 3 months - Children	38	650	5.8%	10.6%	11.3%	11.5%
% of FP17s for the same patient ID Re-attending within 3 months - Adults	78	1,324	5.9%	14.5%	14.9%	15.4%
% of FP17s for the same patient ID Re-attending between 3 & 9 months - Children	473	650	72.8%	58.1%	60.0%	58.9%
% of FP17s for the same patient ID Re-attending between 3 & 9 months - Adults	868	1,324	65.6%	49.3%	52.6%	51.6%
% of FP17s for Band 1 Urgent Courses	58	1,767	3.3%	8.9%	7.9%	8.9%
% of FP17s Relating to Free Repair or Replacements	10	1,767	0.6%	0.7%	0.8%	0.8%
% of FP17s Relating to Continuations	2	1,767	0.1%	0.8%	0.9%	0.9%
% of Patients satisfied with the dentistry they have received	7	7	N/A	93.6%	93.2%	93.2%
% of Patients satisfied with the time they had to wait for an appointment	7	7	N/A	87.7%	89.1%	88.8%

\* This is based on patients treated on this contract for their most recent course of treatment. Figures in italics indicate the base number of FP17s or Patient Questionnaire responses are less than 100. N/A is shown where the base number of responses is less than 10 during the period. % is calculated as Quantity/Base number\*100

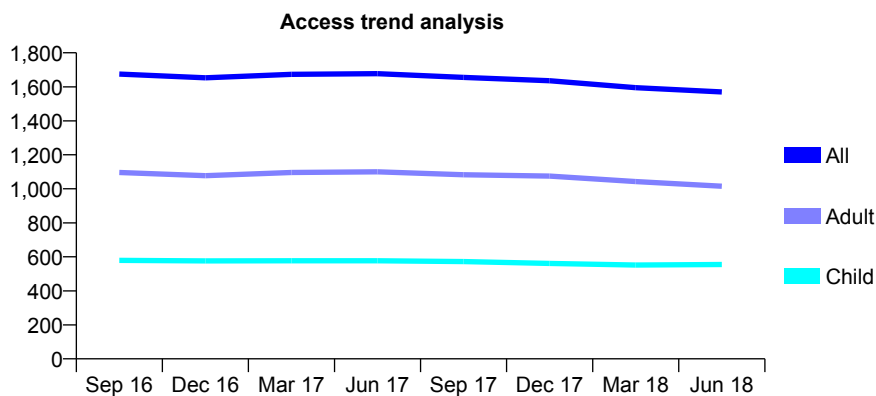
## Q58 - Vital Signs At a Glance Contract Report for 234478/0001 - June 2018

Name or company name	MR SR WOODHOUSE
Contract type name	GDS Contract
Purpose of contract	General
Contract start date	01/04/2006
Contract end date	

18/19 Contracted general activity (UDA)	4,150
Carry forward general activity (UDA)	0
18/19 Contracted orthodontic activity (UOA)	0
Carry forward orthodontic activity (UOA)	0
Baseline contract value	£96,186.37

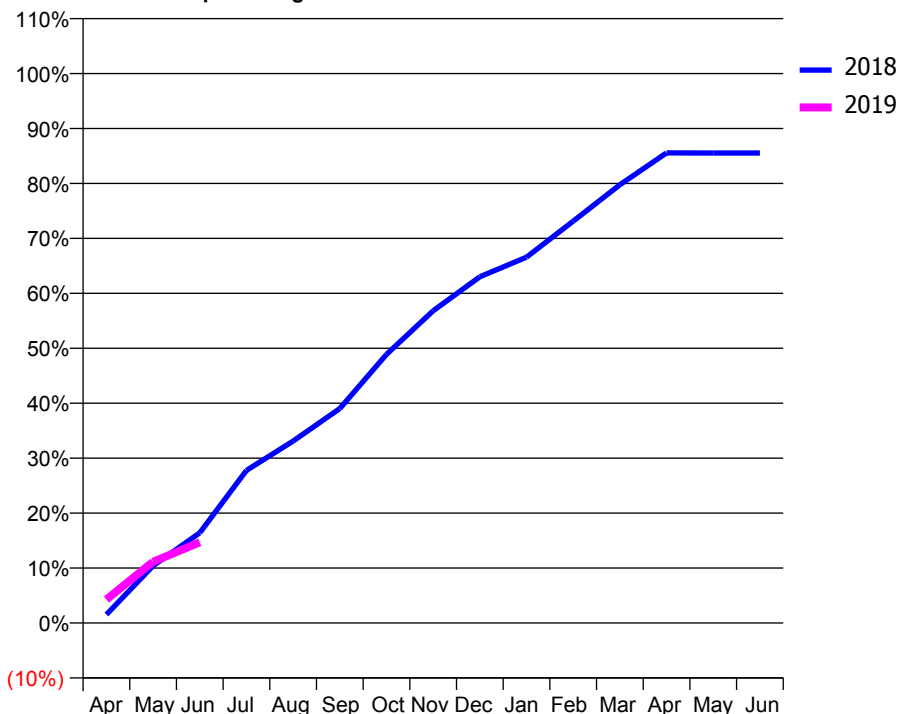
### ACCESS\*

Patients seen in 24 months	Total	Change since previous quarter
Quarter ending June 2017	1,677	
Quarter ending September 2017	1,655	↓
Quarter ending December 2017	1,636	↓
Quarter ending March 2018	1,595	↓
Quarter ending June 2018	1,570	↓
<b>Variance since June 2017</b>	<b>(6.4%)</b>	<b>↓</b>



### ACTIVITY

Cumulative percentage of contracted UDA delivered 2018 & 2019



Month	Adjusted Scheduled Activity (UDA)	
	2018	2019
April	64	178
May	432	463
June	681	609
July	1,152	
August	1,374	
September	1,620	
October	2,029	
November	2,358	
December	2,615	
January	2,763	
February	3,034	
March	3,310	
April	3,551	
May	3,550	
June	3,550	

### QUALITY

	Quantity	Base Number	Contract	AT	Region	England
% of FP17s for the same patient ID Re-attending within 3 months - Children	9	204	4.4%	10.6%	11.3%	11.5%
% of FP17s for the same patient ID Re-attending within 3 months - Adults	20	241	8.3%	14.5%	14.9%	15.4%
% of FP17s for the same patient ID Re-attending between 3 & 9 months - Children	135	204	66.2%	58.1%	60.0%	58.9%
% of FP17s for the same patient ID Re-attending between 3 & 9 months - Adults	138	241	57.3%	49.3%	52.6%	51.6%
% of FP17s for Band 1 Urgent Courses	17	339	5.0%	8.9%	7.9%	8.9%
% of FP17s Relating to Free Repair or Replacements	3	339	0.9%	0.7%	0.8%	0.8%
% of FP17s Relating to Continuations	0	339	0.0%	0.8%	0.9%	0.9%
% of Patients satisfied with the dentistry they have received	2	2	N/A	93.6%	93.2%	93.2%
% of Patients satisfied with the time they had to wait for an appointment	2	2	N/A	87.7%	89.1%	88.8%

\* This is based on patients treated on this contract for their most recent course of treatment. Figures in italics indicate the base number of FP17s or Patient Questionnaire responses are less than 100. N/A is shown where the base number of responses is less than 10 during the period. % is calculated as Quantity/Base number\*100

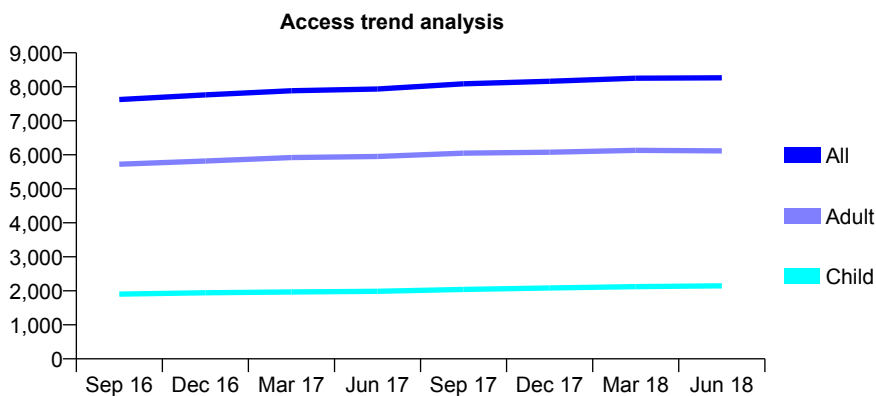
## Q58 - Vital Signs At a Glance Contract Report for 239348/0001 - June 2018

Name or company name	MR M PATEL
Contract type name	GDS Contract
Purpose of contract	General
Contract start date	01/04/2006
Contract end date	

18/19 Contracted general activity (UDA)	22,500
Carry forward general activity (UDA)	0
18/19 Contracted orthodontic activity (UOA)	0
Carry forward orthodontic activity (UOA)	0
Baseline contract value	£643,299.80

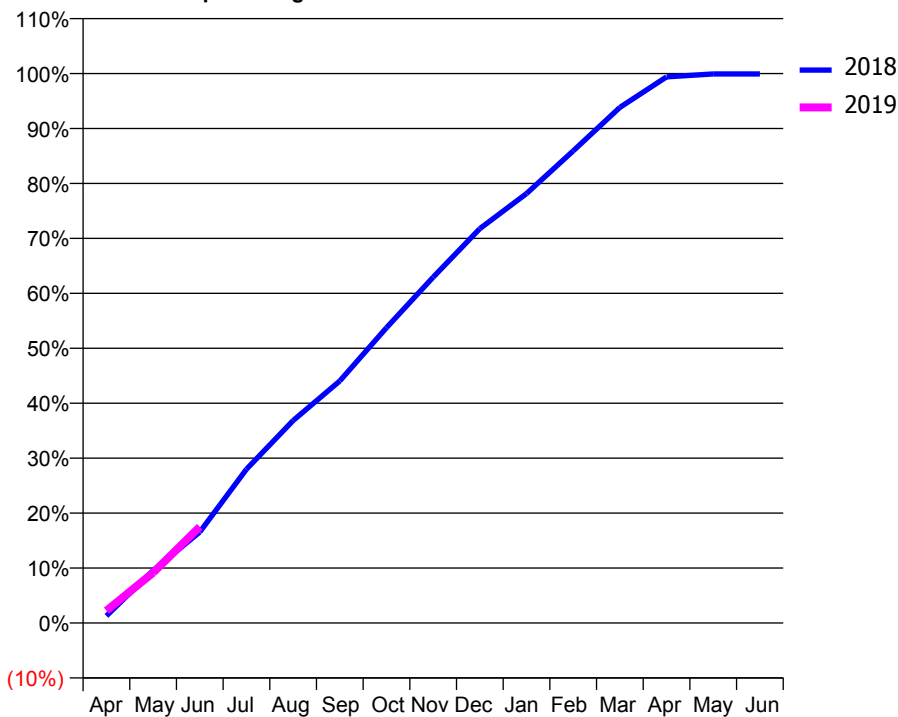
### ACCESS\*

Patients seen in 24 months	Total	Change since previous quarter
Quarter ending June 2017	7,937	
Quarter ending September 2017	8,090	→
Quarter ending December 2017	8,164	→
Quarter ending March 2018	8,253	→
Quarter ending June 2018	8,264	→
<b>Variance since June 2017</b>	<b>4.1%</b>	<b>↑</b>



### ACTIVITY

Cumulative percentage of contracted UDA delivered 2018 & 2019



Month	Adjusted Scheduled Activity (UDA)	
	2018	2019
April	294	505
May	2,150	2,062
June	3,725	3,941
July	6,297	
August	8,292	
September	9,914	
October	12,093	
November	14,160	
December	16,150	
January	17,583	
February	19,333	
March	21,114	
April	22,361	
May	22,481	
June	22,481	

### QUALITY

	Quantity	Base Number	Contract	AT	Region	England
% of FP17s for the same patient ID Re-attending within 3 months - Children	39	735	5.3%	10.6%	11.3%	11.5%
% of FP17s for the same patient ID Re-attending within 3 months - Adults	253	1,806	14.0%	14.5%	14.9%	15.4%
% of FP17s for the same patient ID Re-attending between 3 & 9 months - Children	325	735	44.2%	58.1%	60.0%	58.9%
% of FP17s for the same patient ID Re-attending between 3 & 9 months - Adults	699	1,806	38.7%	49.3%	52.6%	51.6%
% of FP17s for Band 1 Urgent Courses	68	1,863	3.7%	8.9%	7.9%	8.9%
% of FP17s Relating to Free Repair or Replacements	23	1,863	1.2%	0.7%	0.8%	0.8%
% of FP17s Relating to Continuations	68	1,863	3.7%	0.8%	0.9%	0.9%
% of Patients satisfied with the dentistry they have received	3	3	N/A	93.6%	93.2%	93.2%
% of Patients satisfied with the time they had to wait for an appointment	3	3	N/A	87.7%	89.1%	88.8%

\* This is based on patients treated on this contract for their most recent course of treatment. Figures in italics indicate the base number of FP17s or Patient Questionnaire responses are less than 100. N/A is shown where the base number of responses is less than 10 during the period. % is calculated as Quantity/Base number\*100



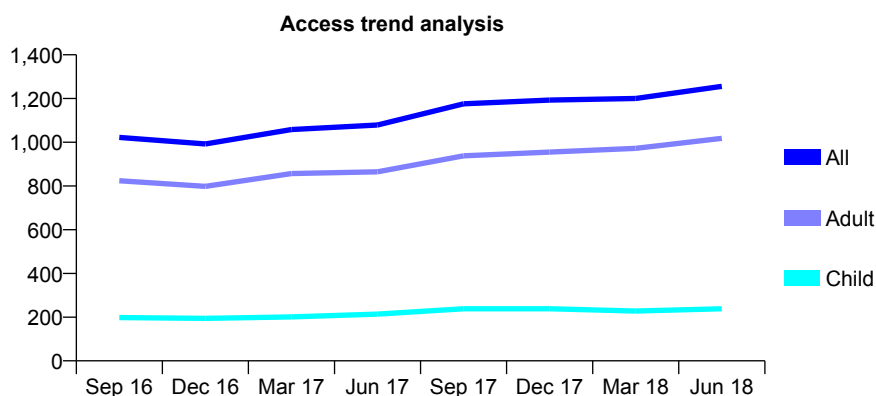
## Q58 - Vital Signs At a Glance Contract Report for 239682/0001 - June 2018

Name or company name	MISS DM PATEL
Contract type name	GDS Contract
Purpose of contract	General
Contract start date	01/04/2006
Contract end date	

18/19 Contracted general activity (UDA)	4,600
Carry forward general activity (UDA)	0
18/19 Contracted orthodontic activity (UOA)	0
Carry forward orthodontic activity (UOA)	0
Baseline contract value	£132,520.04

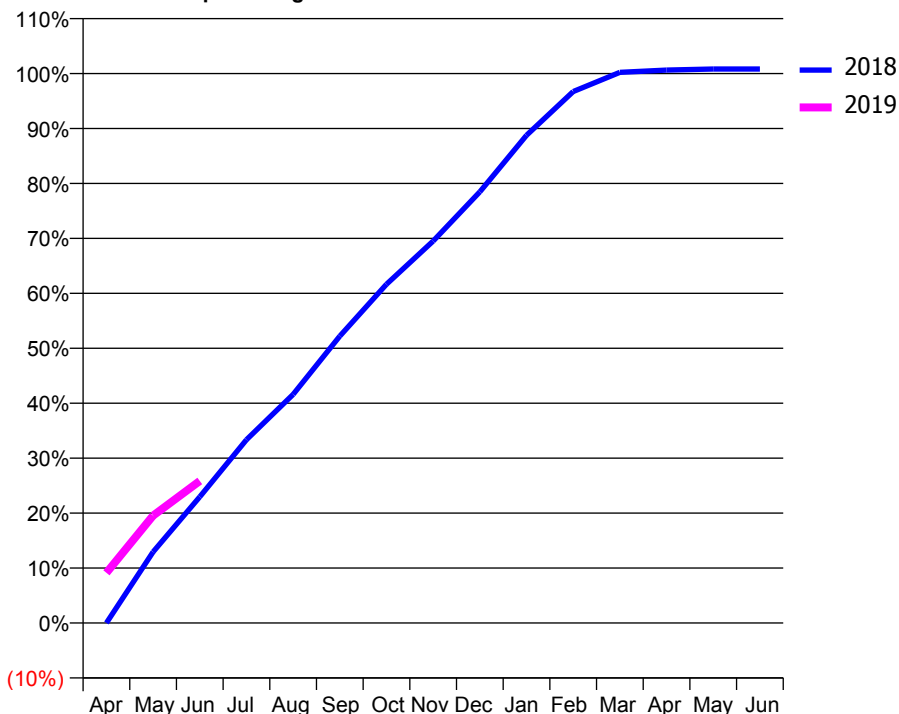
### ACCESS\*

Patients seen in 24 months	Total	Change since previous quarter
Quarter ending June 2017	1,079	
Quarter ending September 2017	1,176	↑
Quarter ending December 2017	1,193	→
Quarter ending March 2018	1,200	→
Quarter ending June 2018	1,256	↑
<b>Variance since June 2017</b>	<b>16.4%</b>	<b>↑</b>



### ACTIVITY

Cumulative percentage of contracted UDA delivered 2018 & 2019



Month	Adjusted Scheduled Activity (UDA)	
	2018	2019
April	0	420
May	596	899
June	1,056	1,190
July	1,535	
August	1,914	
September	2,402	
October	2,835	
November	3,198	
December	3,610	
January	4,083	
February	4,449	
March	4,610	
April	4,629	
May	4,638	
June	4,638	

### QUALITY

	Quantity	Base Number	Contract	AT	Region	England
% of FP17s for the same patient ID Re-attending within 3 months - Children	8	88	9.1%	10.6%	11.3%	11.5%
% of FP17s for the same patient ID Re-attending within 3 months - Adults	75	333	22.5%	14.5%	14.9%	15.4%
% of FP17s for the same patient ID Re-attending between 3 & 9 months - Children	49	88	55.7%	58.1%	60.0%	58.9%
% of FP17s for the same patient ID Re-attending between 3 & 9 months - Adults	135	333	40.5%	49.3%	52.6%	51.6%
% of FP17s for Band 1 Urgent Courses	33	406	8.1%	8.9%	7.9%	8.9%
% of FP17s Relating to Free Repair or Replacements	5	406	1.2%	0.7%	0.8%	0.8%
% of FP17s Relating to Continuations	5	406	1.2%	0.8%	0.9%	0.9%
% of Patients satisfied with the dentistry they have received	3	3	N/A	93.6%	93.2%	93.2%
% of Patients satisfied with the time they had to wait for an appointment	3	3	N/A	87.7%	89.1%	88.8%

\* This is based on patients treated on this contract for their most recent course of treatment. Figures in italics indicate the base number of FP17s or Patient Questionnaire responses are less than 100. N/A is shown where the base number of responses is less than 10 during the period. % is calculated as Quantity/Base number\*100

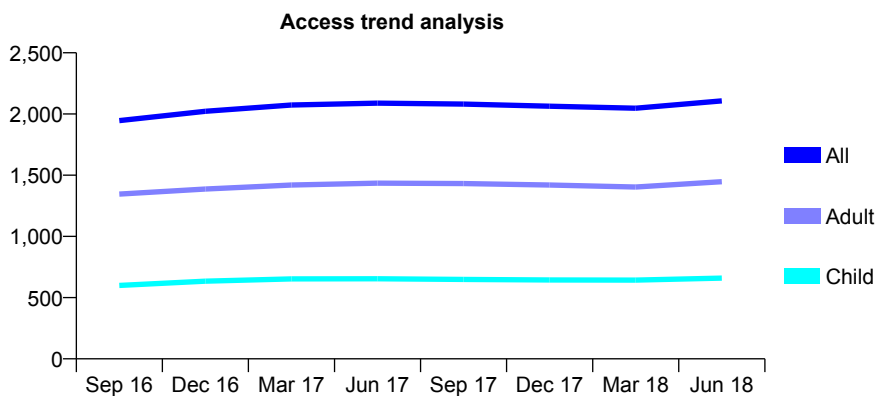
## Q58 - Vital Signs At a Glance Contract Report for 241393/0002 - June 2018

Name or company name	MR SH ALI
Contract type name	GDS Contract
Purpose of contract	General
Contract start date	01/10/2009
Contract end date	

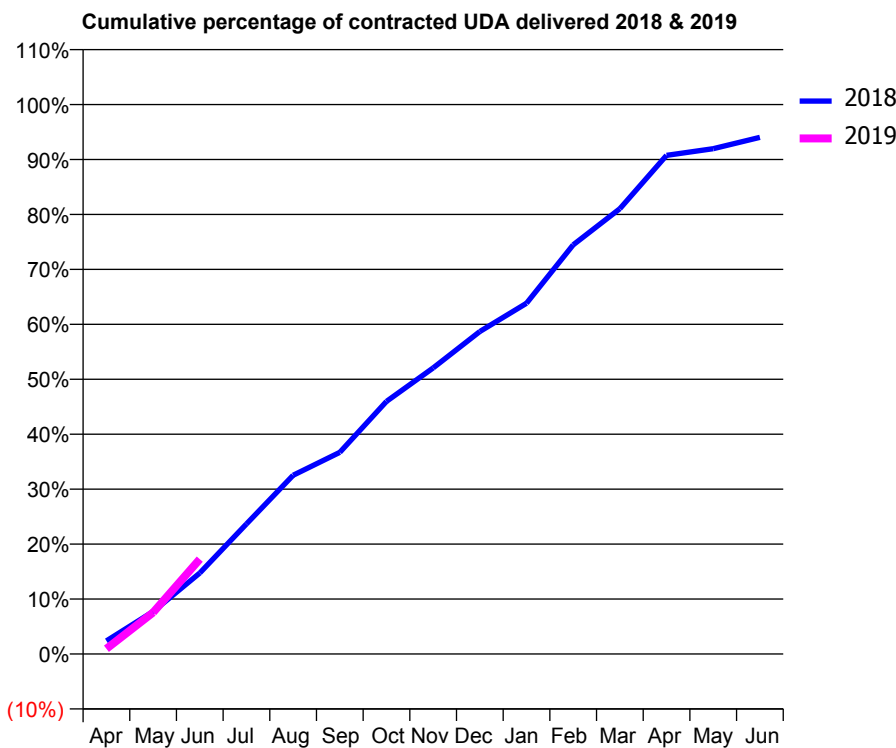
18/19 Contracted general activity (UDA)	6,500
Carry forward general activity (UDA)	0
18/19 Contracted orthodontic activity (UOA)	0
Carry forward orthodontic activity (UOA)	0
Baseline contract value	£189,160.64

### ACCESS\*

Patients seen in 24 months	Total	Change since previous quarter
Quarter ending June 2017	2,089	
Quarter ending September 2017	2,081	→
Quarter ending December 2017	2,064	→
Quarter ending March 2018	2,047	→
Quarter ending June 2018	2,107	↑
<b>Variance since June 2017</b>	<b>0.9%</b>	<b>→</b>



### ACTIVITY



Month	Adjusted Scheduled Activity (UDA)	
	2018	2019
April	156	62
May	503	492
June	958	1,122
July	1,539	
August	2,115	
September	2,386	
October	2,989	
November	3,385	
December	3,815	
January	4,149	
February	4,840	
March	5,268	
April	5,899	
May	5,977	
June	6,111	

### QUALITY

	Quantity	Base Number	Contract	AT	Region	England
% of FP17s for the same patient ID Re-attending within 3 months - Children	14	228	6.1%	10.6%	11.3%	11.5%
% of FP17s for the same patient ID Re-attending within 3 months - Adults	86	404	21.3%	14.5%	14.9%	15.4%
% of FP17s for the same patient ID Re-attending between 3 & 9 months - Children	100	228	43.9%	58.1%	60.0%	58.9%
% of FP17s for the same patient ID Re-attending between 3 & 9 months - Adults	63	404	15.6%	49.3%	52.6%	51.6%
% of FP17s for Band 1 Urgent Courses	47	386	12.2%	8.9%	7.9%	8.9%
% of FP17s Relating to Free Repair or Replacements	1	386	0.3%	0.7%	0.8%	0.8%
% of FP17s Relating to Continuations	16	386	4.1%	0.8%	0.9%	0.9%
% of Patients satisfied with the dentistry they have received	2	2	N/A	93.6%	93.2%	93.2%
% of Patients satisfied with the time they had to wait for an appointment	2	2	N/A	87.7%	89.1%	88.8%

\* This is based on patients treated on this contract for their most recent course of treatment. Figures in italics indicate the base number of FP17s or Patient Questionnaire responses are less than 100. N/A is shown where the base number of responses is less than 10 during the period. % is calculated as Quantity/Base number\*100

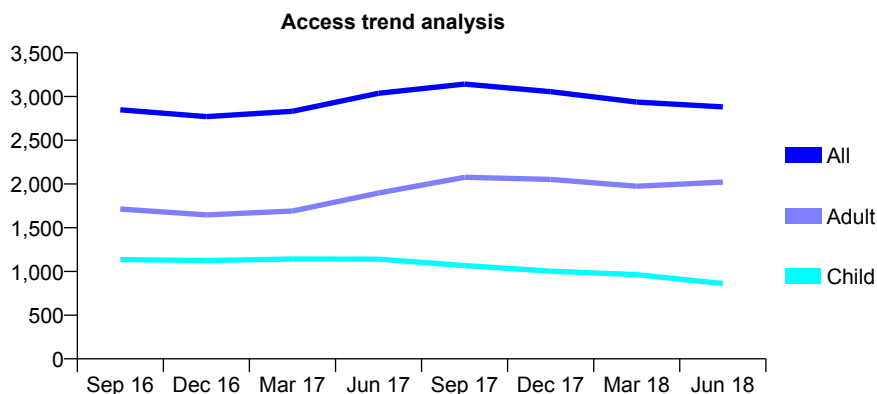
## Q58 - Vital Signs At a Glance Contract Report for 243760/0002 - June 2018

Name or company name	Broughton Dental Partnership
Contract type name	GDS Contract
Purpose of contract	General
Contract start date	01/04/2007
Contract end date	31/05/2018

18/19 Contracted general activity (UDA)	1,161
Carry forward general activity (UDA)	0
18/19 Contracted orthodontic activity (UOA)	0
Carry forward orthodontic activity (UOA)	0
Baseline contract value	£26,385.53

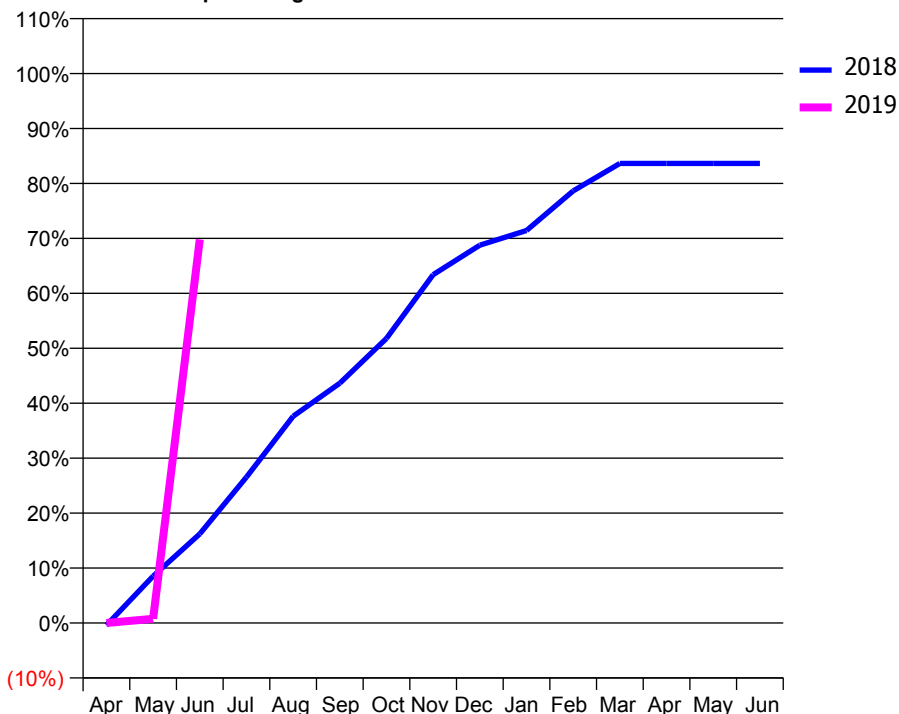
### ACCESS\*

Patients seen in 24 months	Total	Change since previous quarter
Quarter ending June 2017	3,037	
Quarter ending September 2017	3,143	↑
Quarter ending December 2017	3,055	↓
Quarter ending March 2018	2,937	↓
Quarter ending June 2018	2,882	↓
<b>Variance since June 2017</b>	<b>(5.1%)</b>	<b>↓</b>



### ACTIVITY

Cumulative percentage of contracted UDA delivered 2018 & 2019



Month	Adjusted Scheduled Activity (UDA)	
	2018	2019
April	-29	0
May	594	9
June	1,129	810
July	1,850	
August	2,620	
September	3,040	
October	3,607	
November	4,415	
December	4,788	
January	4,974	
February	5,477	
March	5,825	
April	5,825	
May	5,825	
June	5,824	

### QUALITY

	Quantity	Base Number	Contract	AT	Region	England
% of FP17s for the same patient ID Re-attending within 3 months - Children	1	139	0.7%	10.6%	11.3%	11.5%
% of FP17s for the same patient ID Re-attending within 3 months - Adults	9	411	2.2%	14.5%	14.9%	15.4%
% of FP17s for the same patient ID Re-attending between 3 & 9 months - Children	25	139	18.0%	58.1%	60.0%	58.9%
% of FP17s for the same patient ID Re-attending between 3 & 9 months - Adults	67	411	16.3%	49.3%	52.6%	51.6%
% of FP17s for Band 1 Urgent Courses	57	548	10.4%	8.9%	7.9%	8.9%
% of FP17s Relating to Free Repair or Replacements	1	548	0.2%	0.7%	0.8%	0.8%
% of FP17s Relating to Continuations	0	548	0.0%	0.8%	0.9%	0.9%
% of Patients satisfied with the dentistry they have received	3	5	N/A	93.6%	93.2%	93.2%
% of Patients satisfied with the time they had to wait for an appointment	3	5	N/A	87.7%	89.1%	88.8%

\* This is based on patients treated on this contract for their most recent course of treatment. Figures in italics indicate the base number of FP17s or Patient Questionnaire responses are less than 100. N/A is shown where the base number of responses is less than 10 during the period. % is calculated as Quantity/Base number\*100

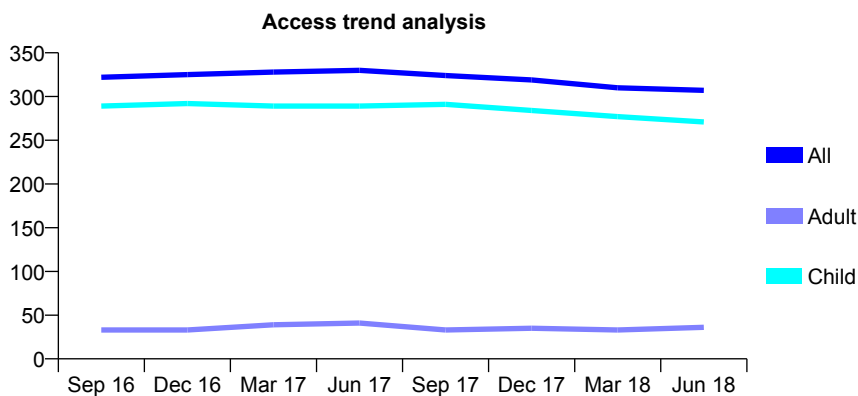
## Q58 - Vital Signs At a Glance Contract Report for 244740/0001 - June 2018

Name or company name	MR AN FLATTERS
Contract type name	GDS Contract
Purpose of contract	General
Contract start date	01/04/2006
Contract end date	

18/19 Contracted general activity (UDA)	610
Carry forward general activity (UDA)	0
18/19 Contracted orthodontic activity (UOA)	0
Carry forward orthodontic activity (UOA)	0
Baseline contract value	£15,268.58

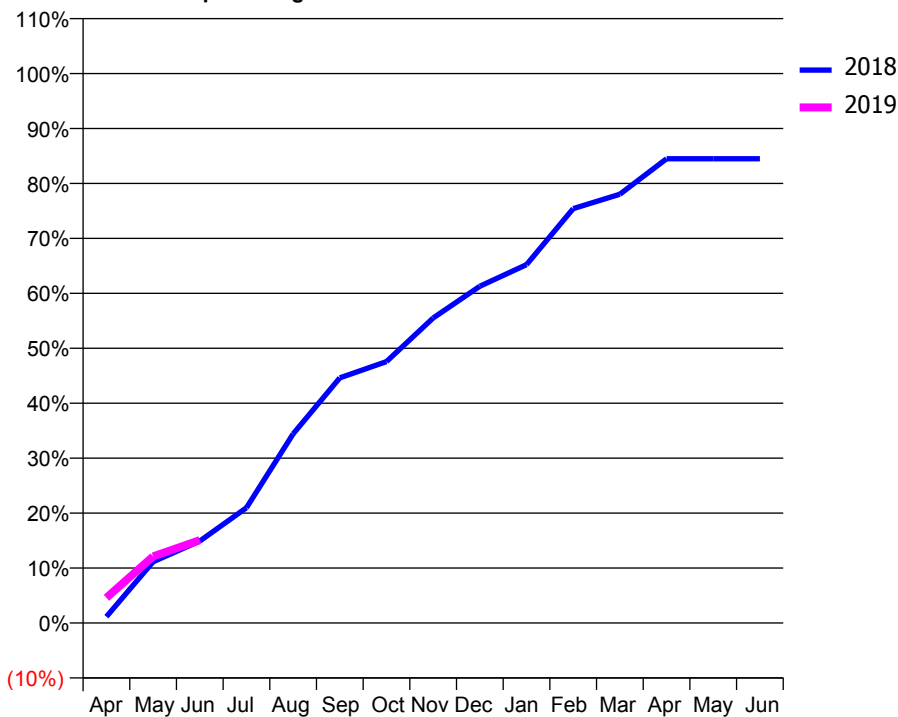
### ACCESS\*

Patients seen in 24 months	Total	Change since previous quarter
Quarter ending June 2017	330	
Quarter ending September 2017	324	↓
Quarter ending December 2017	319	↓
Quarter ending March 2018	310	↓
Quarter ending June 2018	307	→
<b>Variance since June 2017</b>	<b>(7.0%)</b>	<b>↓</b>



### ACTIVITY

Cumulative percentage of contracted UDA delivered 2018 & 2019



Adjusted Scheduled Activity (UDA)

Month	2018	2019
April	7	28
May	68	74
June	91	92
July	128	
August	210	
September	272	
October	290	
November	339	
December	374	
January	398	
February	460	
March	476	
April	515	
May	515	
June	515	

### QUALITY

	Quantity	Base Number	Contract	AT	Region	England
% of FP17s for the same patient ID Re-attending within 3 months - Children	4	98	4.1%	10.6%	11.3%	11.5%
% of FP17s for the same patient ID Re-attending within 3 months - Adults	0	3	0.0%	14.5%	14.9%	15.4%
% of FP17s for the same patient ID Re-attending between 3 & 9 months - Children	63	98	64.3%	58.1%	60.0%	58.9%
% of FP17s for the same patient ID Re-attending between 3 & 9 months - Adults	2	3	66.7%	49.3%	52.6%	51.6%
% of FP17s for Band 1 Urgent Courses	0	72	0.0%	8.9%	7.9%	8.9%
% of FP17s Relating to Free Repair or Replacements	0	72	0.0%	0.7%	0.8%	0.8%
% of FP17s Relating to Continuations	1	72	1.4%	0.8%	0.9%	0.9%
% of Patients satisfied with the dentistry they have received	0	0	N/A	93.6%	93.2%	93.2%
% of Patients satisfied with the time they had to wait for an appointment	0	0	N/A	87.7%	89.1%	88.8%

\* This is based on patients treated on this contract for their most recent course of treatment. Figures in italics indicate the base number of FP17s or Patient Questionnaire responses are less than 100. N/A is shown where the base number of responses is less than 10 during the period. % is calculated as Quantity/Base number\*100

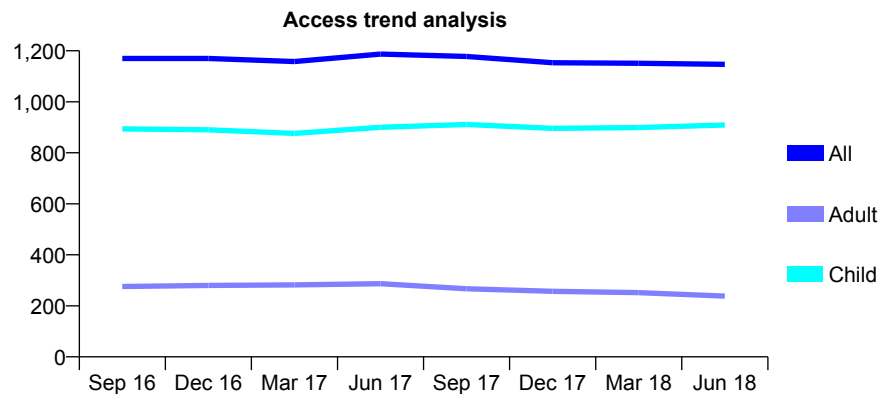
## Q58 - Vital Signs At a Glance Contract Report for 244961/0001 - June 2018

Name or company name	MR RF COLIN
Contract type name	GDS Contract
Purpose of contract	General
Contract start date	01/04/2006
Contract end date	

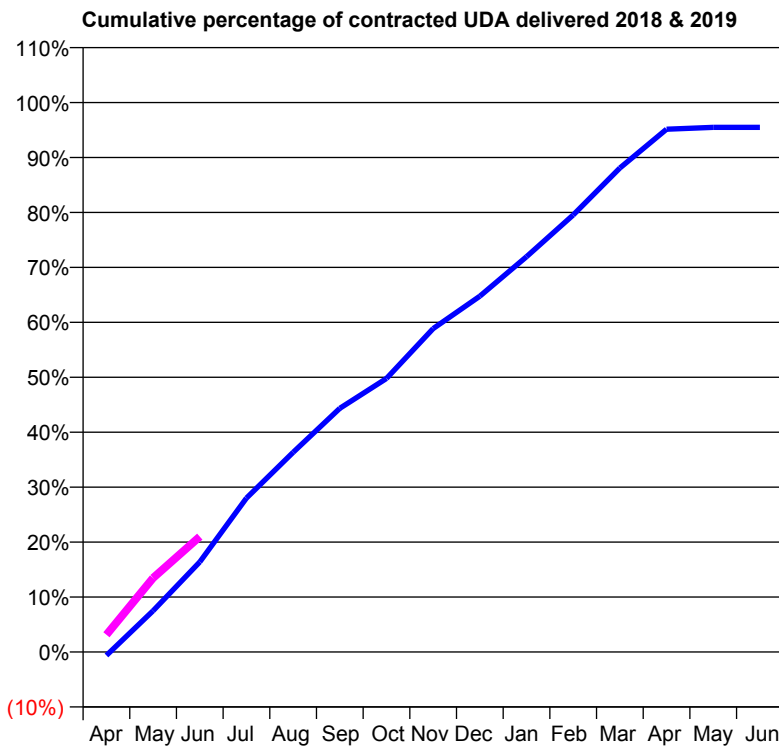
18/19 Contracted general activity (UDA)	1,850
Carry forward general activity (UDA)	0
18/19 Contracted orthodontic activity (UOA)	0
Carry forward orthodontic activity (UOA)	0
Baseline contract value	£45,454.12

### ACCESS\*

Patients seen in 24 months	Total	Change since previous quarter
Quarter ending June 2017	1,187	
Quarter ending September 2017	1,178	→
Quarter ending December 2017	1,153	↓
Quarter ending March 2018	1,151	→
Quarter ending June 2018	1,147	→
<b>Variance since June 2017</b>	<b>(3.4%)</b>	<b>↓</b>



### ACTIVITY



Month	Adjusted Scheduled Activity (UDA)	
	2018	2019
April	-12	58
May	139	250
June	303	389
July	518	
August	672	
September	821	
October	921	
November	1,089	
December	1,198	
January	1,331	
February	1,471	
March	1,629	
April	1,760	
May	1,766	
June	1,766	

### QUALITY

	Quantity	Base Number	Contract	AT	Region	England
% of FP17s for the same patient ID Re-attending within 3 months - Children	13	352	3.7%	10.6%	11.3%	11.5%
% of FP17s for the same patient ID Re-attending within 3 months - Adults	4	52	7.7%	14.5%	14.9%	15.4%
% of FP17s for the same patient ID Re-attending between 3 & 9 months - Children	204	352	58.0%	58.1%	60.0%	58.9%
% of FP17s for the same patient ID Re-attending between 3 & 9 months - Adults	29	52	55.8%	49.3%	52.6%	51.6%
% of FP17s for Band 1 Urgent Courses	3	305	1.0%	8.9%	7.9%	8.9%
% of FP17s Relating to Free Repair or Replacements	0	305	0.0%	0.7%	0.8%	0.8%
% of FP17s Relating to Continuations	0	305	0.0%	0.8%	0.9%	0.9%
% of Patients satisfied with the dentistry they have received	2	2	N/A	93.6%	93.2%	93.2%
% of Patients satisfied with the time they had to wait for an appointment	2	2	N/A	87.7%	89.1%	88.8%

\* This is based on patients treated on this contract for their most recent course of treatment. Figures in italics indicate the base number of FP17s or Patient Questionnaire responses are less than 100. N/A is shown where the base number of responses is less than 10 during the period. % is calculated as Quantity/Base number\*100

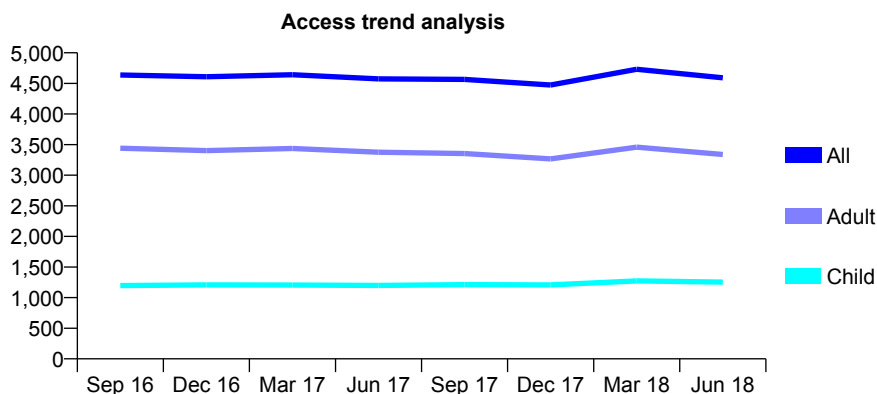
## Q58 - Vital Signs At a Glance Contract Report for 245240/0001 - June 2018

Name or company name	MR A PELUSO
Contract type name	GDS Contract
Purpose of contract	General
Contract start date	01/04/2006
Contract end date	

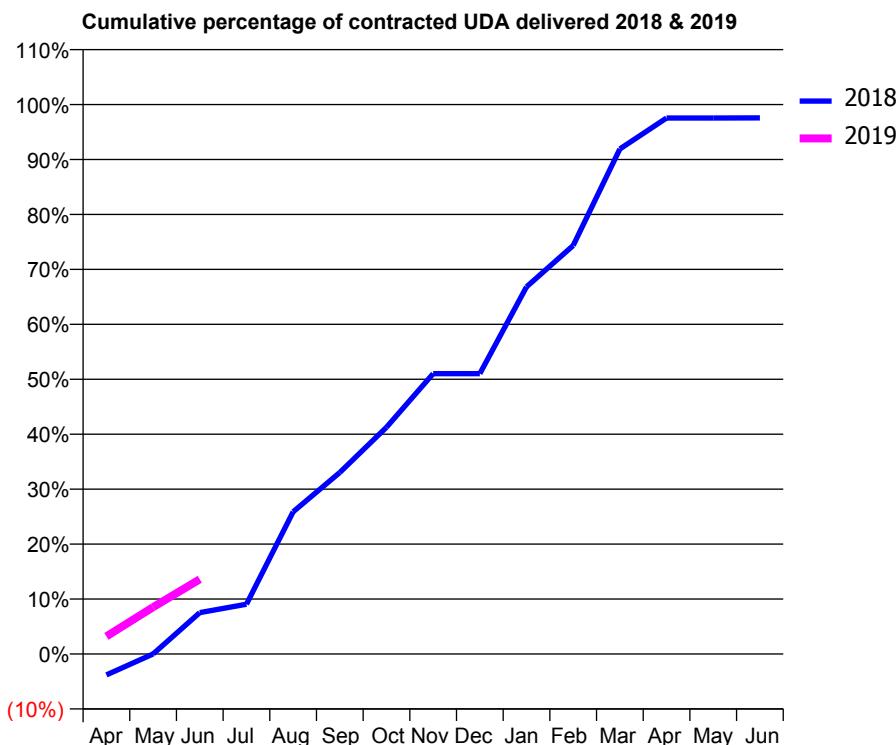
18/19 Contracted general activity (UDA)	11,200
Carry forward general activity (UDA)	0
18/19 Contracted orthodontic activity (UOA)	0
Carry forward orthodontic activity (UOA)	0
Baseline contract value	£333,873.41

### ACCESS\*

Patients seen in 24 months	Total	Change since previous quarter
Quarter ending June 2017	4,575	
Quarter ending September 2017	4,566	→
Quarter ending December 2017	4,474	↓
Quarter ending March 2018	4,731	↑
Quarter ending June 2018	4,592	↓
<b>Variance since June 2017</b>	<b>0.4%</b>	<b>→</b>



### ACTIVITY



Month	Adjusted Scheduled Activity (UDA)	
	2018	2019
April	-427	360
May	2	956
June	845	1,524
July	1,015	
August	2,898	
September	3,700	
October	4,622	
November	5,715	
December	5,715	
January	7,484	
February	8,326	
March	10,294	
April	10,924	
May	10,926	
June	10,927	

### QUALITY

	Quantity	Base Number	Contract	AT	Region	England
% of FP17s for the same patient ID Re-attending within 3 months - Children	35	320	10.9%	10.6%	11.3%	11.5%
% of FP17s for the same patient ID Re-attending within 3 months - Adults	170	822	20.7%	14.5%	14.9%	15.4%
% of FP17s for the same patient ID Re-attending between 3 & 9 months - Children	167	320	52.2%	58.1%	60.0%	58.9%
% of FP17s for the same patient ID Re-attending between 3 & 9 months - Adults	356	822	43.3%	49.3%	52.6%	51.6%
% of FP17s for Band 1 Urgent Courses	86	722	11.9%	8.9%	7.9%	8.9%
% of FP17s Relating to Free Repair or Replacements	3	722	0.4%	0.7%	0.8%	0.8%
% of FP17s Relating to Continuations	2	722	0.3%	0.8%	0.9%	0.9%
% of Patients satisfied with the dentistry they have received	2	2	N/A	93.6%	93.2%	93.2%
% of Patients satisfied with the time they had to wait for an appointment	2	2	N/A	87.7%	89.1%	88.8%

\* This is based on patients treated on this contract for their most recent course of treatment. Figures in italics indicate the base number of FP17s or Patient Questionnaire responses are less than 100. N/A is shown where the base number of responses is less than 10 during the period. % is calculated as Quantity/Base number\*100

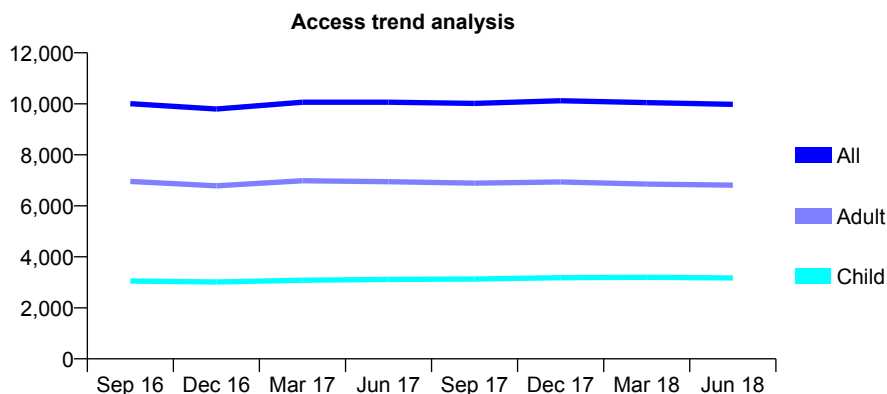
## Q58 - Vital Signs At a Glance Contract Report for 245240/0002 - June 2018

Name or company name	MR A PELUSO
Contract type name	GDS Contract
Purpose of contract	General
Contract start date	01/04/2006
Contract end date	

18/19 Contracted general activity (UDA)	22,415
Carry forward general activity (UDA)	0
18/19 Contracted orthodontic activity (UOA)	0
Carry forward orthodontic activity (UOA)	0
Baseline contract value	£589,768.17

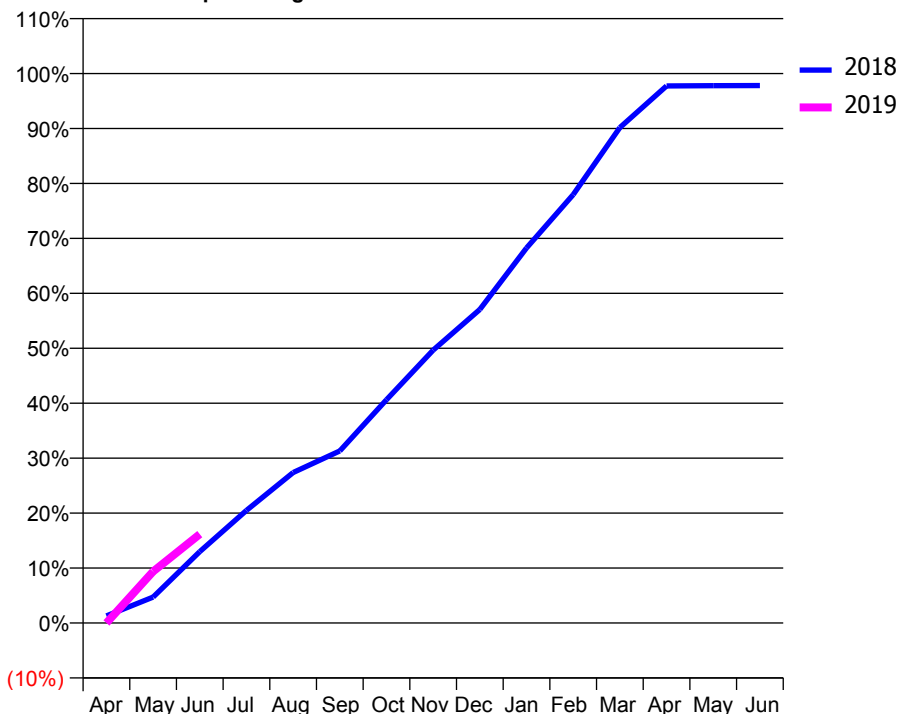
### ACCESS\*

Patients seen in 24 months	Total	Change since previous quarter
Quarter ending June 2017	10,063	
Quarter ending September 2017	10,017	→
Quarter ending December 2017	10,118	→
Quarter ending March 2018	10,049	→
Quarter ending June 2018	9,979	→
<b>Variance since June 2017</b>	<b>(0.8%)</b>	→



### ACTIVITY

Cumulative percentage of contracted UDA delivered 2018 & 2019



Month	Adjusted Scheduled Activity (UDA)	
	2018	2019
April	294	0
May	1,058	2,103
June	2,914	3,626
July	4,592	
August	6,141	
September	7,017	
October	9,108	
November	11,132	
December	12,790	
January	15,296	
February	17,473	
March	20,211	
April	21,905	
May	21,920	
June	21,925	

### QUALITY

	Quantity	Base Number	Contract	AT	Region	England
% of FP17s for the same patient ID Re-attending within 3 months - Children	107	1,117	9.6%	10.6%	11.3%	11.5%
% of FP17s for the same patient ID Re-attending within 3 months - Adults	368	2,166	17.0%	14.5%	14.9%	15.4%
% of FP17s for the same patient ID Re-attending between 3 & 9 months - Children	636	1,117	56.9%	58.1%	60.0%	58.9%
% of FP17s for the same patient ID Re-attending between 3 & 9 months - Adults	1,140	2,166	52.6%	49.3%	52.6%	51.6%
% of FP17s for Band 1 Urgent Courses	139	1,934	7.2%	8.9%	7.9%	8.9%
% of FP17s Relating to Free Repair or Replacements	26	1,934	1.3%	0.7%	0.8%	0.8%
% of FP17s Relating to Continuations	6	1,934	0.3%	0.8%	0.9%	0.9%
% of Patients satisfied with the dentistry they have received	11	11	100.0%	93.6%	93.2%	93.2%
% of Patients satisfied with the time they had to wait for an appointment	9	11	81.8%	87.7%	89.1%	88.8%

\* This is based on patients treated on this contract for their most recent course of treatment. Figures in italics indicate the base number of FP17s or Patient Questionnaire responses are less than 100. N/A is shown where the base number of responses is less than 10 during the period. % is calculated as Quantity/Base number\*100

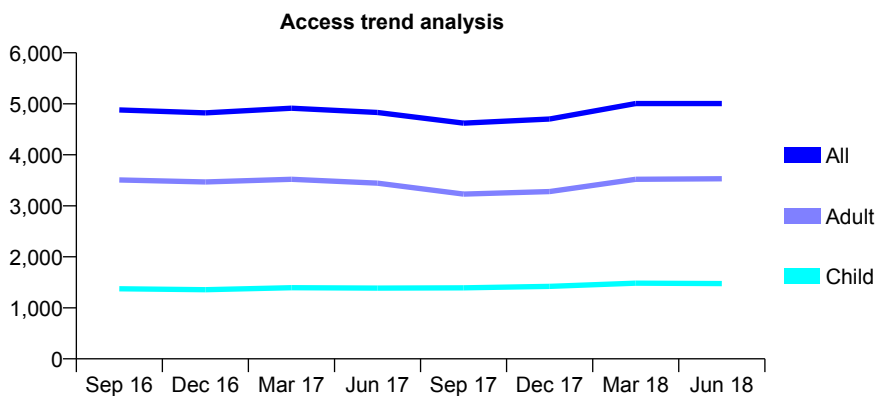
## Q58 - Vital Signs At a Glance Contract Report for 245240/0007 - June 2018

Name or company name	MR A PELUSO
Contract type name	GDS Contract
Purpose of contract	General
Contract start date	18/08/2012
Contract end date	

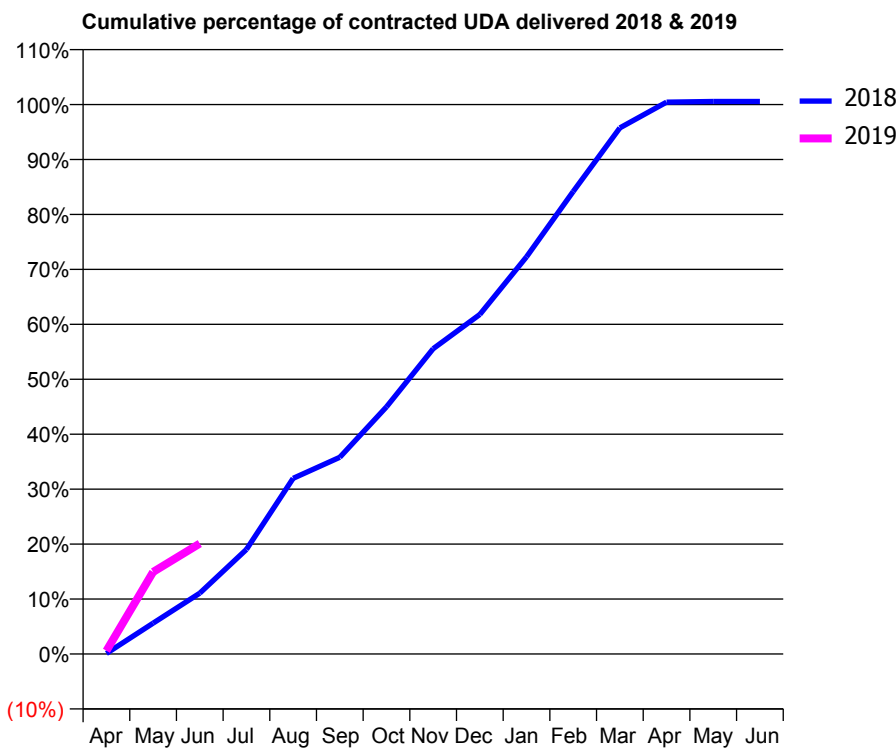
18/19 Contracted general activity (UDA)	10,145
Carry forward general activity (UDA)	0
18/19 Contracted orthodontic activity (UOA)	0
Carry forward orthodontic activity (UOA)	0
Baseline contract value	£226,145.61

### ACCESS\*

Patients seen in 24 months	Total	Change since previous quarter
Quarter ending June 2017	4,830	
Quarter ending September 2017	4,622	↓
Quarter ending December 2017	4,702	→
Quarter ending March 2018	5,004	↑
Quarter ending June 2018	5,006	→
<b>Variance since June 2017</b>	<b>3.6%</b>	<b>↑</b>



### ACTIVITY



Month	Adjusted Scheduled Activity (UDA)	
	2018	2019
April	11	60
May	570	1,515
June	1,125	2,039
July	1,932	
August	3,243	
September	3,633	
October	4,564	
November	5,636	
December	6,268	
January	7,332	
February	8,540	
March	9,713	
April	10,189	
May	10,200	
June	10,200	

### QUALITY

	Quantity	Base Number	Contract	AT	Region	England
% of FP17s for the same patient ID Re-attending within 3 months - Children	38	518	7.3%	10.6%	11.3%	11.5%
% of FP17s for the same patient ID Re-attending within 3 months - Adults	106	891	11.9%	14.5%	14.9%	15.4%
% of FP17s for the same patient ID Re-attending between 3 & 9 months - Children	300	518	57.9%	58.1%	60.0%	58.9%
% of FP17s for the same patient ID Re-attending between 3 & 9 months - Adults	364	891	40.9%	49.3%	52.6%	51.6%
% of FP17s for Band 1 Urgent Courses	104	1,140	9.1%	8.9%	7.9%	8.9%
% of FP17s Relating to Free Repair or Replacements	18	1,140	1.6%	0.7%	0.8%	0.8%
% of FP17s Relating to Continuations	7	1,140	0.6%	0.8%	0.9%	0.9%
% of Patients satisfied with the dentistry they have received	1	1	N/A	93.6%	93.2%	93.2%
% of Patients satisfied with the time they had to wait for an appointment	1	1	N/A	87.7%	89.1%	88.8%

\* This is based on patients treated on this contract for their most recent course of treatment. Figures in italics indicate the base number of FP17s or Patient Questionnaire responses are less than 100. N/A is shown where the base number of responses is less than 10 during the period. % is calculated as Quantity/Base number\*100



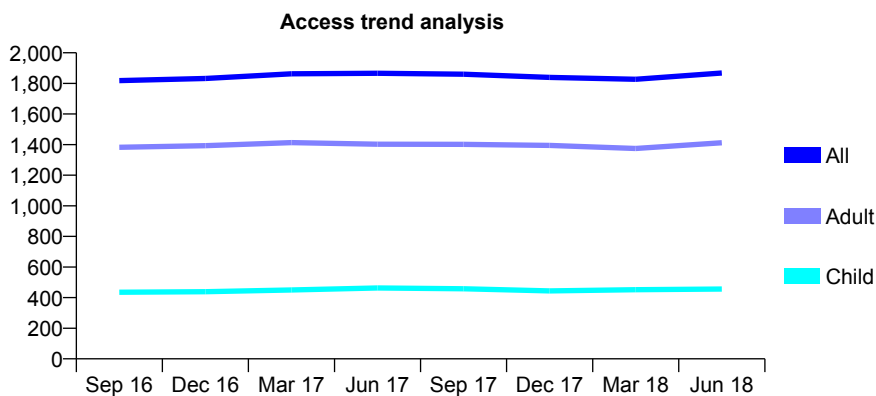
## Q58 - Vital Signs At a Glance Contract Report for 246263/0001 - June 2018

Name or company name	MR NF FARYAD
Contract type name	GDS Contract
Purpose of contract	General
Contract start date	01/04/2006
Contract end date	

18/19 Contracted general activity (UDA)	8,525
Carry forward general activity (UDA)	0
18/19 Contracted orthodontic activity (UOA)	0
Carry forward orthodontic activity (UOA)	0
Baseline contract value	£239,999.98

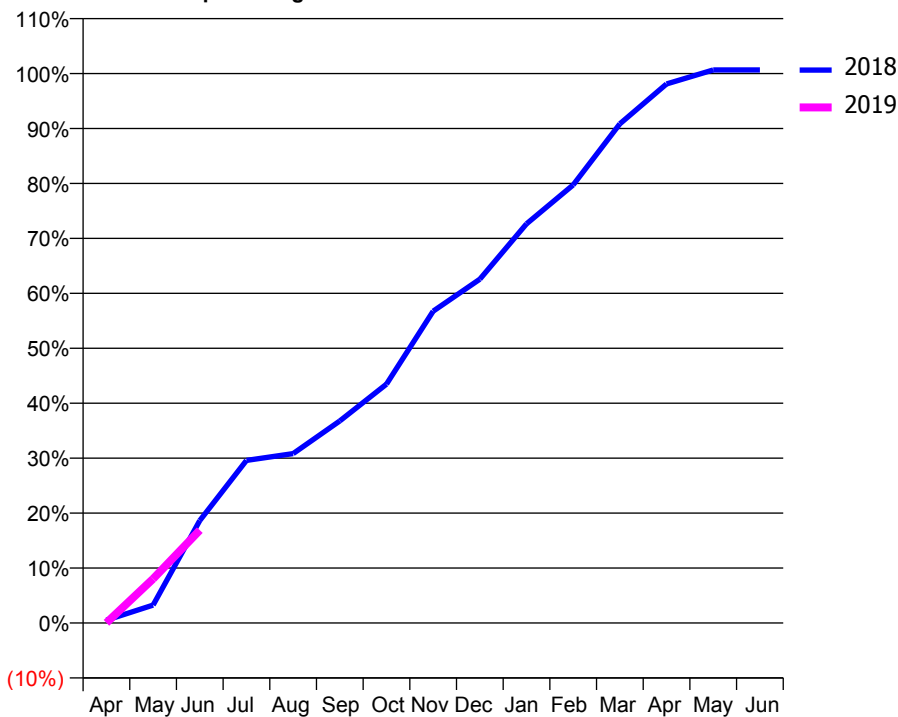
### ACCESS\*

Patients seen in 24 months	Total	Change since previous quarter
Quarter ending June 2017	1,866	
Quarter ending September 2017	1,860	→
Quarter ending December 2017	1,839	↓
Quarter ending March 2018	1,827	→
Quarter ending June 2018	1,868	↑
<b>Variance since June 2017</b>	<b>0.1%</b>	<b>→</b>



### ACTIVITY

Cumulative percentage of contracted UDA delivered 2018 & 2019



Adjusted Scheduled Activity (UDA)		
Month	2018	2019
April	44	3
May	279	686
June	1,590	1,440
July	2,523	
August	2,629	
September	3,135	
October	3,706	
November	4,837	
December	5,333	
January	6,193	
February	6,796	
March	7,745	
April	8,362	
May	8,579	
June	8,579	

### QUALITY

	Quantity	Base Number	Contract	AT	Region	England
% of FP17s for the same patient ID Re-attending within 3 months - Children	16	172	9.3%	10.6%	11.3%	11.5%
% of FP17s for the same patient ID Re-attending within 3 months - Adults	40	485	8.2%	14.5%	14.9%	15.4%
% of FP17s for the same patient ID Re-attending between 3 & 9 months - Children	102	172	59.3%	58.1%	60.0%	58.9%
% of FP17s for the same patient ID Re-attending between 3 & 9 months - Adults	252	485	52.0%	49.3%	52.6%	51.6%
% of FP17s for Band 1 Urgent Courses	14	435	3.2%	8.9%	7.9%	8.9%
% of FP17s Relating to Free Repair or Replacements	2	435	0.5%	0.7%	0.8%	0.8%
% of FP17s Relating to Continuations	0	435	0.0%	0.8%	0.9%	0.9%
% of Patients satisfied with the dentistry they have received	2	2	N/A	93.6%	93.2%	93.2%
% of Patients satisfied with the time they had to wait for an appointment	2	2	N/A	87.7%	89.1%	88.8%

\* This is based on patients treated on this contract for their most recent course of treatment. Figures in italics indicate the base number of FP17s or Patient Questionnaire responses are less than 100. N/A is shown where the base number of responses is less than 10 during the period. % is calculated as Quantity/Base number\*100

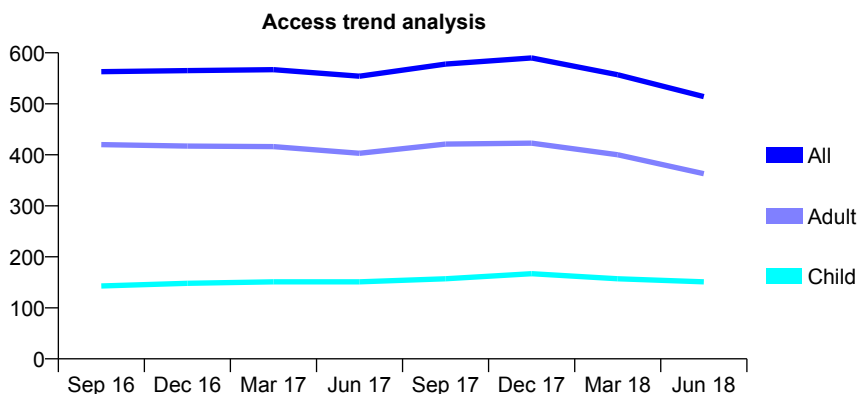
## Q58 - Vital Signs At a Glance Contract Report for 251240/0001 - June 2018

Name or company name	MISS NB YELLA
Contract type name	GDS Contract
Purpose of contract	General
Contract start date	01/02/2008
Contract end date	

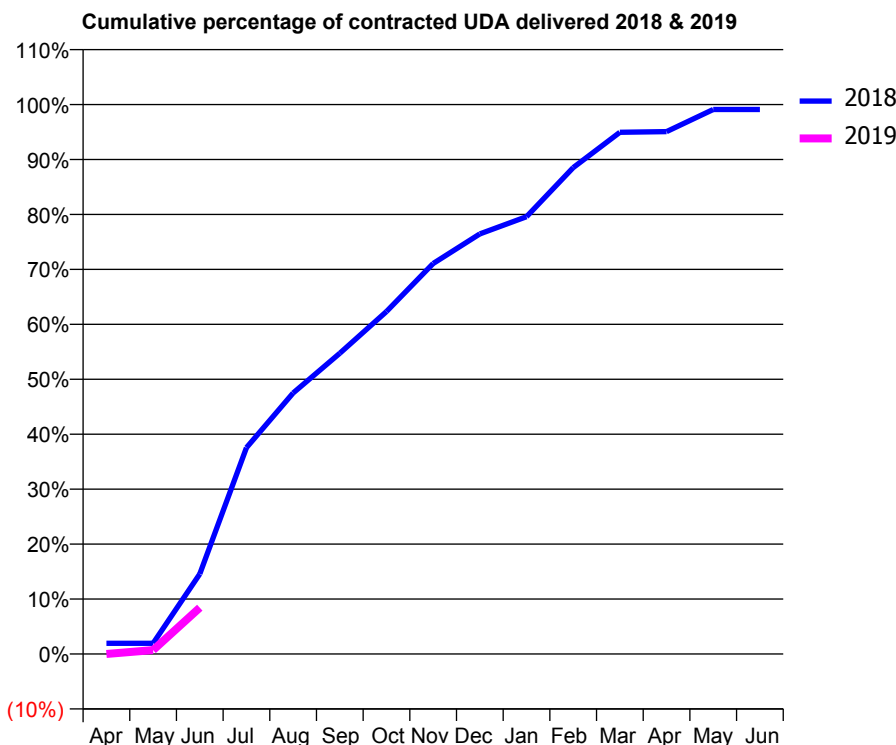
18/19 Contracted general activity (UDA)	1,679
Carry forward general activity (UDA)	0
18/19 Contracted orthodontic activity (UOA)	0
Carry forward orthodontic activity (UOA)	0
Baseline contract value	£48,188.67

### ACCESS\*

Patients seen in 24 months	Total	Change since previous quarter
Quarter ending June 2017	554	
Quarter ending September 2017	578	↑
Quarter ending December 2017	590	↑
Quarter ending March 2018	557	↓
Quarter ending June 2018	514	↓
<b>Variance since June 2017</b>	<b>(7.2%)</b>	<b>↓</b>



### ACTIVITY



Adjusted Scheduled Activity (UDA)		
Month	2018	2019
April	33	0
May	33	12
June	245	141
July	630	
August	797	
September	919	
October	1,047	
November	1,193	
December	1,284	
January	1,336	
February	1,486	
March	1,594	
April	1,596	
May	1,664	
June	1,664	

### QUALITY

	Quantity	Base Number	Contract	AT	Region	England
% of FP17s for the same patient ID Re-attending within 3 months - Children	4	53	7.5%	10.6%	11.3%	11.5%
% of FP17s for the same patient ID Re-attending within 3 months - Adults	6	37	16.2%	14.5%	14.9%	15.4%
% of FP17s for the same patient ID Re-attending between 3 & 9 months - Children	29	53	54.7%	58.1%	60.0%	58.9%
% of FP17s for the same patient ID Re-attending between 3 & 9 months - Adults	8	37	21.6%	49.3%	52.6%	51.6%
% of FP17s for Band 1 Urgent Courses	7	42	16.7%	8.9%	7.9%	8.9%
% of FP17s Relating to Free Repair or Replacements	0	42	0.0%	0.7%	0.8%	0.8%
% of FP17s Relating to Continuations	0	42	0.0%	0.8%	0.9%	0.9%
% of Patients satisfied with the dentistry they have received	0	0	N/A	93.6%	93.2%	93.2%
% of Patients satisfied with the time they had to wait for an appointment	0	0	N/A	87.7%	89.1%	88.8%

\* This is based on patients treated on this contract for their most recent course of treatment. Figures in italics indicate the base number of FP17s or Patient Questionnaire responses are less than 100. N/A is shown where the base number of responses is less than 10 during the period. % is calculated as Quantity/Base number\*100

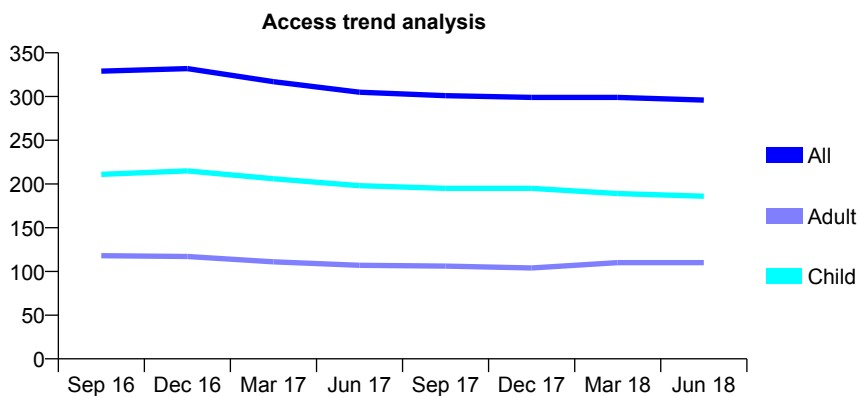
## Q58 - Vital Signs At a Glance Contract Report for 256528/0001 - June 2018

Name or company name	MR JW BRAZIER
Contract type name	GDS Contract
Purpose of contract	General
Contract start date	01/04/2006
Contract end date	

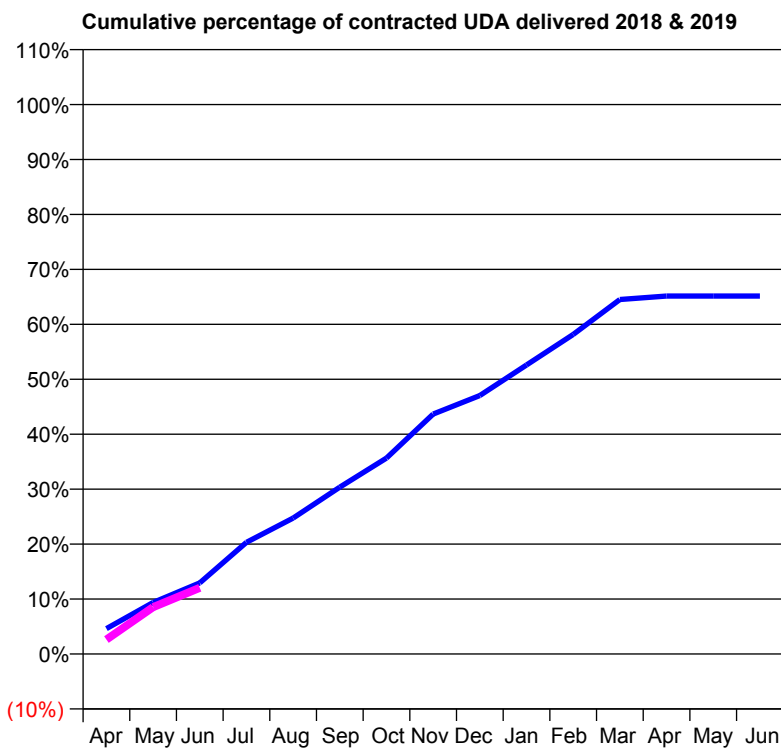
18/19 Contracted general activity (UDA)	800
Carry forward general activity (UDA)	0
18/19 Contracted orthodontic activity (UOA)	0
Carry forward orthodontic activity (UOA)	0
Baseline contract value	£18,395.95

### ACCESS\*

Patients seen in 24 months	Total	Change since previous quarter
Quarter ending June 2017	305	
Quarter ending September 2017	301	↓
Quarter ending December 2017	299	→
Quarter ending March 2018	299	→
Quarter ending June 2018	296	↓
<b>Variance since June 2017</b>	<b>(3.0%)</b>	<b>↓</b>



### ACTIVITY



Month	Adjusted Scheduled Activity (UDA)	
	2018	2019
April	37	21
May	75	68
June	104	96
July	163	
August	198	
September	243	
October	285	
November	349	
December	376	
January	421	
February	465	
March	516	
April	521	
May	521	
June	521	

### QUALITY

	Quantity	Base Number	Contract	AT	Region	England
% of FP17s for the same patient ID Re-attending within 3 months - Children	4	55	7.3%	10.6%	11.3%	11.5%
% of FP17s for the same patient ID Re-attending within 3 months - Adults	2	15	13.3%	14.5%	14.9%	15.4%
% of FP17s for the same patient ID Re-attending between 3 & 9 months - Children	31	55	56.4%	58.1%	60.0%	58.9%
% of FP17s for the same patient ID Re-attending between 3 & 9 months - Adults	7	15	46.7%	49.3%	52.6%	51.6%
% of FP17s for Band 1 Urgent Courses	2	65	3.1%	8.9%	7.9%	8.9%
% of FP17s Relating to Free Repair or Replacements	0	65	0.0%	0.7%	0.8%	0.8%
% of FP17s Relating to Continuations	0	65	0.0%	0.8%	0.9%	0.9%
% of Patients satisfied with the dentistry they have received	0	0	N/A	93.6%	93.2%	93.2%
% of Patients satisfied with the time they had to wait for an appointment	0	0	N/A	87.7%	89.1%	88.8%

\* This is based on patients treated on this contract for their most recent course of treatment. Figures in italics indicate the base number of FP17s or Patient Questionnaire responses are less than 100. N/A is shown where the base number of responses is less than 10 during the period. % is calculated as Quantity/Base number\*100

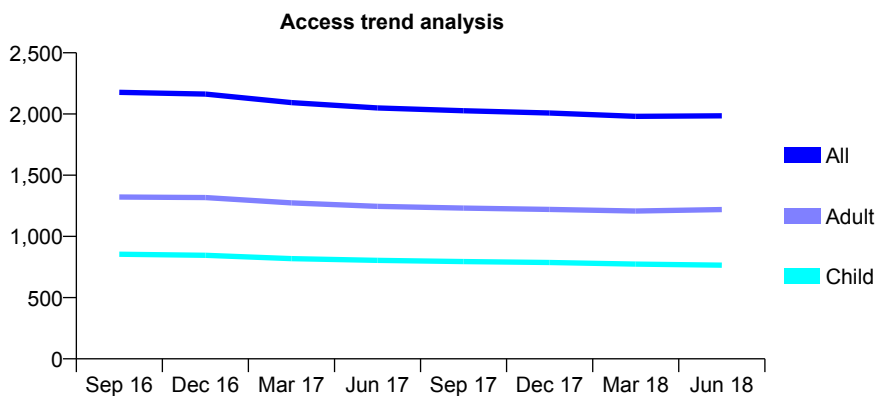
## Q58 - Vital Signs At a Glance Contract Report for 257141/0002 - June 2018

Name or company name	Cloves Dental Practice
Contract type name	GDS Contract
Purpose of contract	General
Contract start date	01/07/2012
Contract end date	

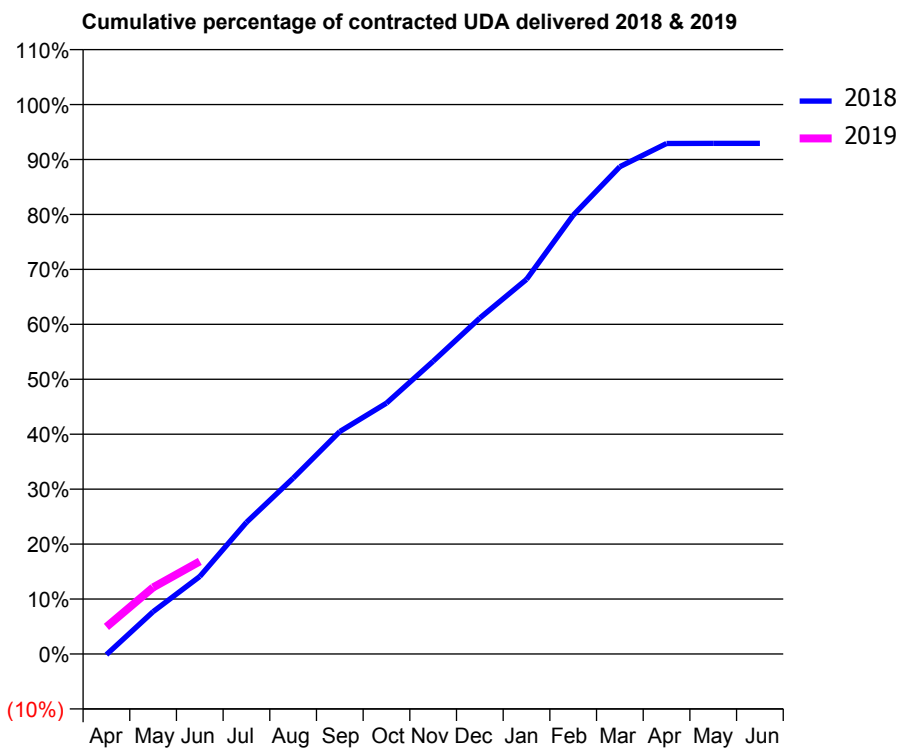
18/19 Contracted general activity (UDA)	7,200
Carry forward general activity (UDA)	0
18/19 Contracted orthodontic activity (UOA)	0
Carry forward orthodontic activity (UOA)	0
Baseline contract value	£163,604.62

### ACCESS\*

Patients seen in 24 months	Total	Change since previous quarter
Quarter ending June 2017	2,050	
Quarter ending September 2017	2,027	↓
Quarter ending December 2017	2,008	→
Quarter ending March 2018	1,981	↓
Quarter ending June 2018	1,985	→
<b>Variance since June 2017</b>	<b>(3.2%)</b>	<b>↓</b>



### ACTIVITY



Adjusted Scheduled Activity (UDA)		
Month	2018	2019
April	-9	356
May	555	874
June	1,016	1,214
July	1,726	
August	2,303	
September	2,914	
October	3,287	
November	3,836	
December	4,403	
January	4,909	
February	5,749	
March	6,386	
April	6,690	
May	6,690	
June	6,690	

### QUALITY

	Quantity	Base Number	Contract	AT	Region	England
% of FP17s for the same patient ID Re-attending within 3 months - Children	24	324	7.4%	10.6%	11.3%	11.5%
% of FP17s for the same patient ID Re-attending within 3 months - Adults	76	464	16.4%	14.5%	14.9%	15.4%
% of FP17s for the same patient ID Re-attending between 3 & 9 months - Children	226	324	69.8%	58.1%	60.0%	58.9%
% of FP17s for the same patient ID Re-attending between 3 & 9 months - Adults	296	464	63.8%	49.3%	52.6%	51.6%
% of FP17s for Band 1 Urgent Courses	41	651	6.3%	8.9%	7.9%	8.9%
% of FP17s Relating to Free Repair or Replacements	1	651	0.2%	0.7%	0.8%	0.8%
% of FP17s Relating to Continuations	1	651	0.2%	0.8%	0.9%	0.9%
% of Patients satisfied with the dentistry they have received	1	1	N/A	93.6%	93.2%	93.2%
% of Patients satisfied with the time they had to wait for an appointment	1	1	N/A	87.7%	89.1%	88.8%

\* This is based on patients treated on this contract for their most recent course of treatment. Figures in italics indicate the base number of FP17s or Patient Questionnaire responses are less than 100. N/A is shown where the base number of responses is less than 10 during the period. % is calculated as Quantity/Base number\*100

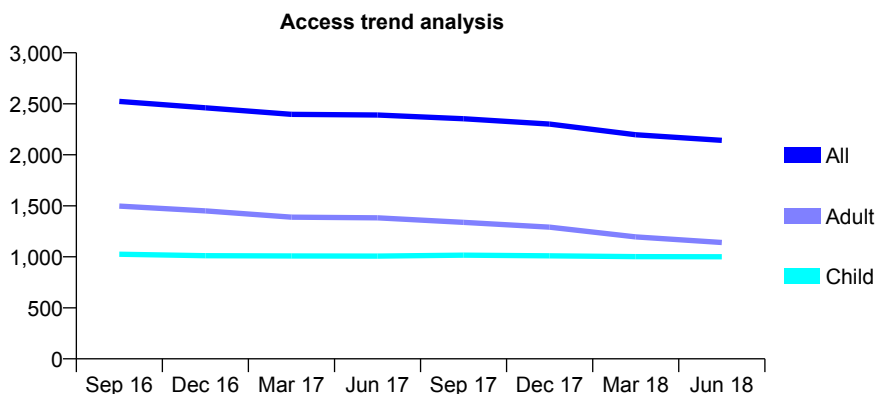
## Q58 - Vital Signs At a Glance Contract Report for 258598/0001 - June 2018

Name or company name	MR S OLDHAM
Contract type name	GDS Contract
Purpose of contract	General
Contract start date	01/04/2007
Contract end date	

18/19 Contracted general activity (UDA)	4,667
Carry forward general activity (UDA)	0
18/19 Contracted orthodontic activity (UOA)	0
Carry forward orthodontic activity (UOA)	0
Baseline contract value	£117,201.71

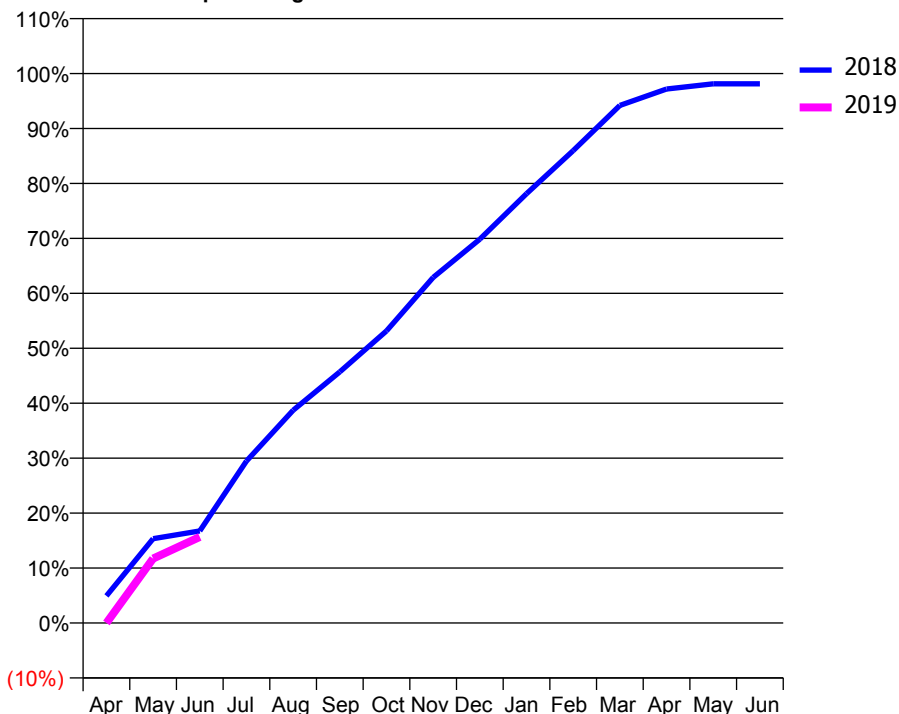
### ACCESS\*

Patients seen in 24 months	Total	Change since previous quarter
Quarter ending June 2017	2,390	
Quarter ending September 2017	2,354	↓
Quarter ending December 2017	2,301	↓
Quarter ending March 2018	2,197	↓
Quarter ending June 2018	2,142	↓
<b>Variance since June 2017</b>	<b>(10.4%)</b>	<b>↓</b>



### ACTIVITY

Cumulative percentage of contracted UDA delivered 2018 & 2019



Adjusted Scheduled Activity (UDA)

Month	2018	2019
April	231	0
May	717	548
June	782	731
July	1,376	
August	1,807	
September	2,133	
October	2,481	
November	2,935	
December	3,260	
January	3,646	
February	4,012	
March	4,396	
April	4,536	
May	4,579	
June	4,579	

### QUALITY

	Quantity	Base Number	Contract	AT	Region	England
% of FP17s for the same patient ID Re-attending within 3 months - Children	18	297	6.1%	10.6%	11.3%	11.5%
% of FP17s for the same patient ID Re-attending within 3 months - Adults	31	262	11.8%	14.5%	14.9%	15.4%
% of FP17s for the same patient ID Re-attending between 3 & 9 months - Children	146	297	49.2%	58.1%	60.0%	58.9%
% of FP17s for the same patient ID Re-attending between 3 & 9 months - Adults	122	262	46.6%	49.3%	52.6%	51.6%
% of FP17s for Band 1 Urgent Courses	50	452	11.1%	8.9%	7.9%	8.9%
% of FP17s Relating to Free Repair or Replacements	0	452	0.0%	0.7%	0.8%	0.8%
% of FP17s Relating to Continuations	4	452	0.9%	0.8%	0.9%	0.9%
% of Patients satisfied with the dentistry they have received	0	0	N/A	93.6%	93.2%	93.2%
% of Patients satisfied with the time they had to wait for an appointment	0	0	N/A	87.7%	89.1%	88.8%

\* This is based on patients treated on this contract for their most recent course of treatment. Figures in italics indicate the base number of FP17s or Patient Questionnaire responses are less than 100. N/A is shown where the base number of responses is less than 10 during the period. % is calculated as Quantity/Base number\*100

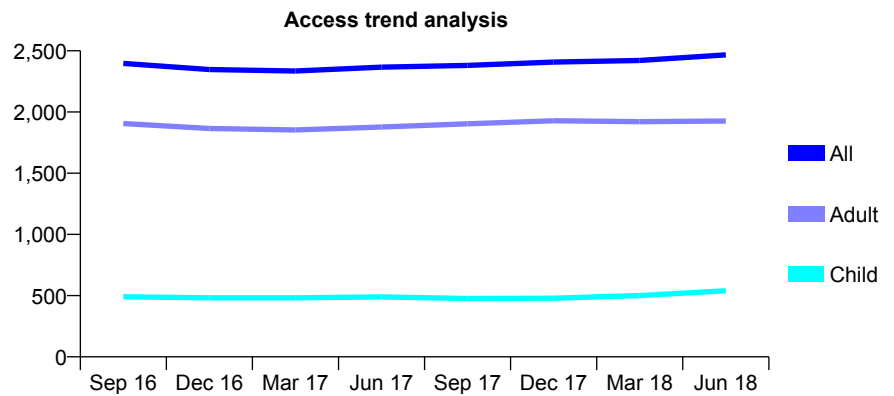
## Q58 - Vital Signs At a Glance Contract Report for 261483/0001 - June 2018

Name or company name	MR BP PATEL
Contract type name	GDS Contract
Purpose of contract	General
Contract start date	01/04/2006
Contract end date	

18/19 Contracted general activity (UDA)	6,200
Carry forward general activity (UDA)	0
18/19 Contracted orthodontic activity (UOA)	0
Carry forward orthodontic activity (UOA)	0
Baseline contract value	£152,767.68

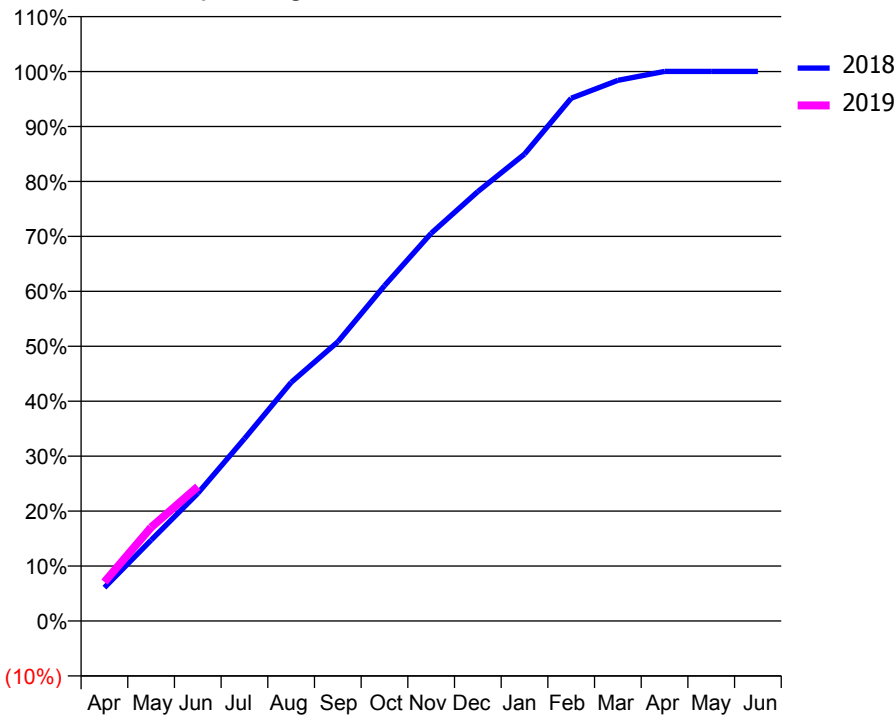
### ACCESS\*

Patients seen in 24 months	Total	Change since previous quarter
Quarter ending June 2017	2,367	
Quarter ending September 2017	2,381	→
Quarter ending December 2017	2,408	→
Quarter ending March 2018	2,421	→
Quarter ending June 2018	2,467	→
<b>Variance since June 2017</b>	<b>4.2%</b>	<b>↑</b>



### ACTIVITY

Cumulative percentage of contracted UDA delivered 2018 & 2019



Month	Adjusted Scheduled Activity (UDA)	
	2018	2019
April	377	439
May	913	1,057
June	1,440	1,516
July	2,058	
August	2,693	
September	3,150	
October	3,783	
November	4,374	
December	4,846	
January	5,268	
February	5,898	
March	6,100	
April	6,202	
May	6,202	
June	6,202	

### QUALITY

	Quantity	Base Number	Contract	AT	Region	England
% of FP17s for the same patient ID Re-attending within 3 months - Children	10	212	4.7%	10.6%	11.3%	11.5%
% of FP17s for the same patient ID Re-attending within 3 months - Adults	91	808	11.3%	14.5%	14.9%	15.4%
% of FP17s for the same patient ID Re-attending between 3 & 9 months - Children	120	212	56.6%	58.1%	60.0%	58.9%
% of FP17s for the same patient ID Re-attending between 3 & 9 months - Adults	479	808	59.3%	49.3%	52.6%	51.6%
% of FP17s for Band 1 Urgent Courses	62	715	8.7%	8.9%	7.9%	8.9%
% of FP17s Relating to Free Repair or Replacements	4	715	0.6%	0.7%	0.8%	0.8%
% of FP17s Relating to Continuations	0	715	0.0%	0.8%	0.9%	0.9%
% of Patients satisfied with the dentistry they have received	3	3	N/A	93.6%	93.2%	93.2%
% of Patients satisfied with the time they had to wait for an appointment	3	3	N/A	87.7%	89.1%	88.8%

\* This is based on patients treated on this contract for their most recent course of treatment. Figures in italics indicate the base number of FP17s or Patient Questionnaire responses are less than 100. N/A is shown where the base number of responses is less than 10 during the period. % is calculated as Quantity/Base number\*100

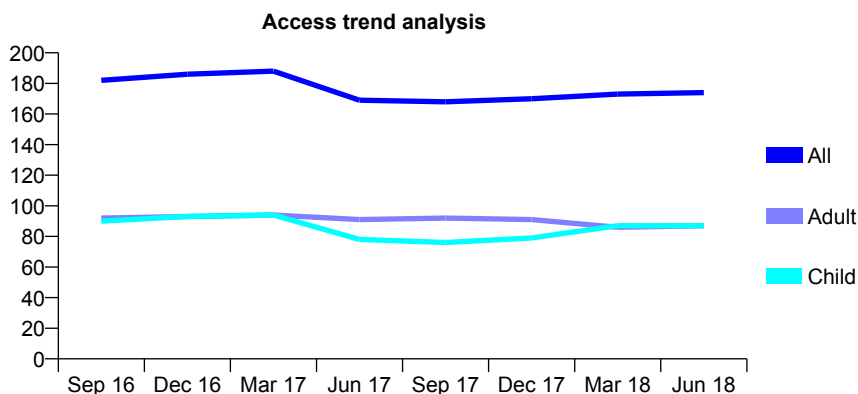
## Q58 - Vital Signs At a Glance Contract Report for 261785/0001 - June 2018

Name or company name	MR P SABHARWAL
Contract type name	GDS Contract
Purpose of contract	General
Contract start date	01/04/2006
Contract end date	

18/19 Contracted general activity (UDA)	658
Carry forward general activity (UDA)	0
18/19 Contracted orthodontic activity (UOA)	0
Carry forward orthodontic activity (UOA)	0
Baseline contract value	£19,656.79

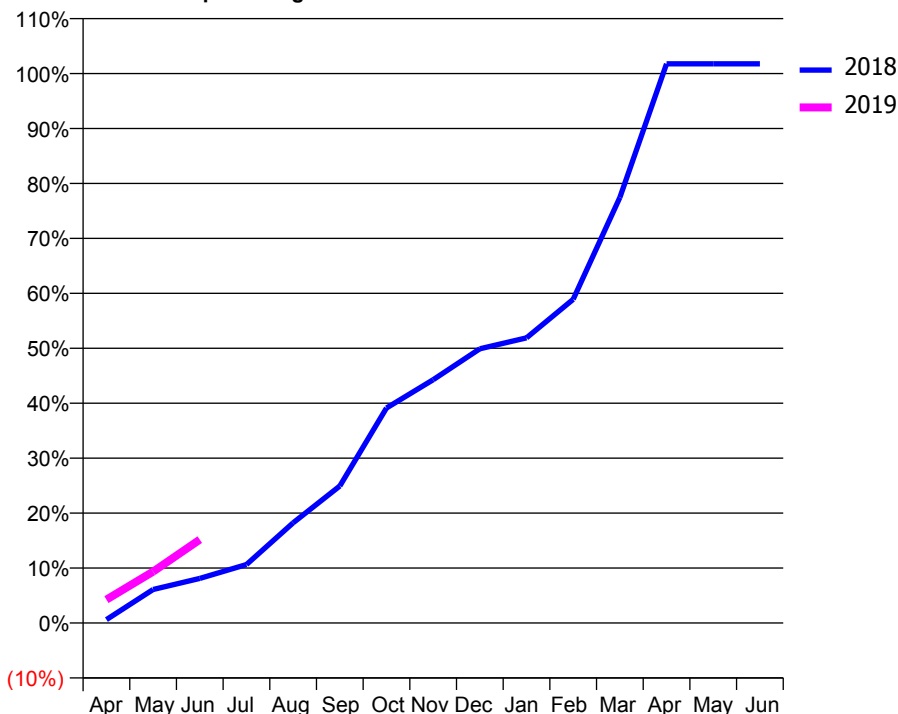
### ACCESS\*

Patients seen in 24 months	Total	Change since previous quarter
Quarter ending June 2017	169	
Quarter ending September 2017	168	→
Quarter ending December 2017	170	→
Quarter ending March 2018	173	→
Quarter ending June 2018	174	→
<b>Variance since June 2017</b>	<b>3.0%</b>	<b>↑</b>



### ACTIVITY

Cumulative percentage of contracted UDA delivered 2018 & 2019



Month	Adjusted Scheduled Activity (UDA)	
	2018	2019
April	4	28
May	40	62
June	53	100
July	70	
August	120	
September	164	
October	257	
November	291	
December	328	
January	341	
February	388	
March	510	
April	670	
May	670	
June	670	

### QUALITY

	Quantity	Base Number	Contract	AT	Region	England
% of FP17s for the same patient ID Re-attending within 3 months - Children	1	31	3.2%	10.6%	11.3%	11.5%
% of FP17s for the same patient ID Re-attending within 3 months - Adults	2	27	7.4%	14.5%	14.9%	15.4%
% of FP17s for the same patient ID Re-attending between 3 & 9 months - Children	19	31	61.3%	58.1%	60.0%	58.9%
% of FP17s for the same patient ID Re-attending between 3 & 9 months - Adults	8	27	29.6%	49.3%	52.6%	51.6%
% of FP17s for Band 1 Urgent Courses	4	41	9.8%	8.9%	7.9%	8.9%
% of FP17s Relating to Free Repair or Replacements	0	41	0.0%	0.7%	0.8%	0.8%
% of FP17s Relating to Continuations	0	41	0.0%	0.8%	0.9%	0.9%
% of Patients satisfied with the dentistry they have received	0	0	N/A	93.6%	93.2%	93.2%
% of Patients satisfied with the time they had to wait for an appointment	0	0	N/A	87.7%	89.1%	88.8%

\* This is based on patients treated on this contract for their most recent course of treatment. Figures in italics indicate the base number of FP17s or Patient Questionnaire responses are less than 100. N/A is shown where the base number of responses is less than 10 during the period. % is calculated as Quantity/Base number\*100

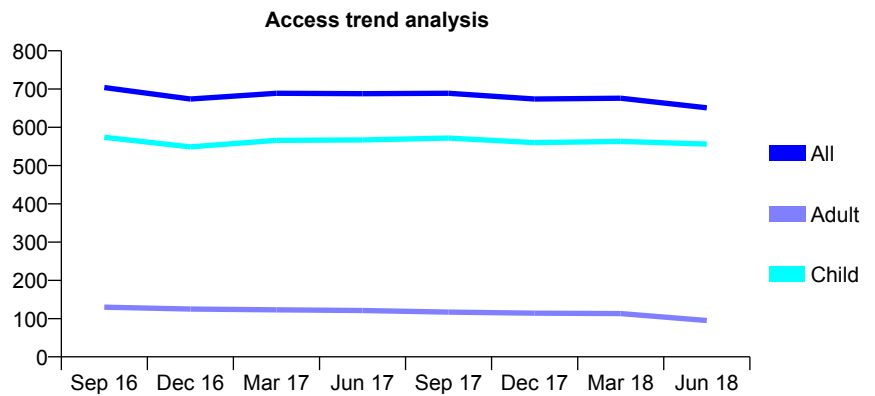
## Q58 - Vital Signs At a Glance Contract Report for 263605/0002 - June 2018

Name or company name	MR MD VERNON
Contract type name	GDS Contract
Purpose of contract	General
Contract start date	01/02/2010
Contract end date	

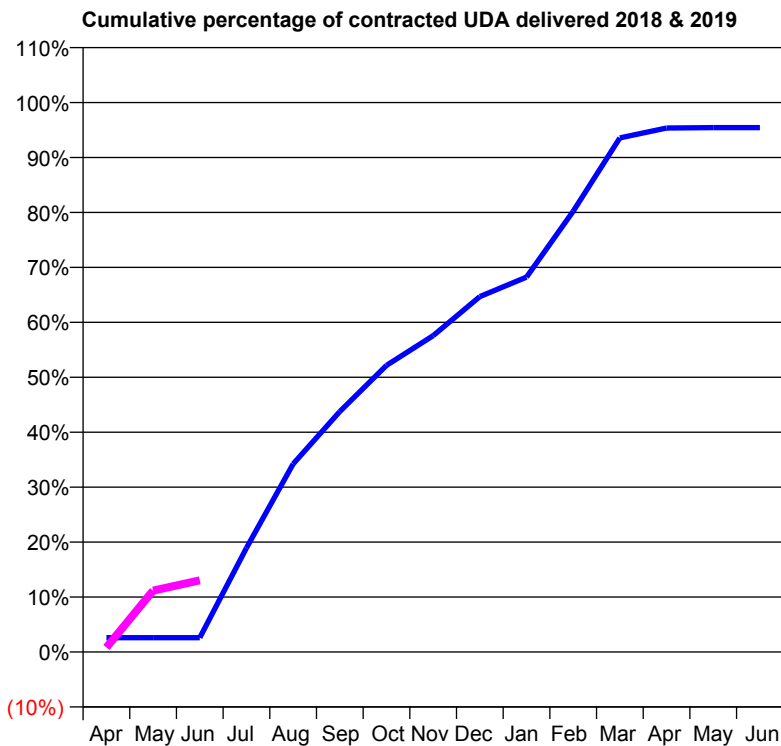
18/19 Contracted general activity (UDA)	1,184
Carry forward general activity (UDA)	0
18/19 Contracted orthodontic activity (UOA)	0
Carry forward orthodontic activity (UOA)	0
Baseline contract value	£31,815.39

### ACCESS\*

Patients seen in 24 months	Total	Change since previous quarter
Quarter ending June 2017	688	
Quarter ending September 2017	689	→
Quarter ending December 2017	674	↓
Quarter ending March 2018	676	→
Quarter ending June 2018	651	↓
<b>Variance since June 2017</b>	<b>(5.4%)</b>	<b>↓</b>



### ACTIVITY



Month	Adjusted Scheduled Activity (UDA)	
	2018	2019
April	31	10
May	31	132
June	31	154
July	224	
August	405	
September	518	
October	618	
November	682	
December	766	
January	808	
February	950	
March	1,108	
April	1,129	
May	1,130	
June	1,130	

### QUALITY

	Quantity	Base Number	Contract	AT	Region	England
% of FP17s for the same patient ID Re-attending within 3 months - Children	4	138	2.9%	10.6%	11.3%	11.5%
% of FP17s for the same patient ID Re-attending within 3 months - Adults	0	4	0.0%	14.5%	14.9%	15.4%
% of FP17s for the same patient ID Re-attending between 3 & 9 months - Children	92	138	66.7%	58.1%	60.0%	58.9%
% of FP17s for the same patient ID Re-attending between 3 & 9 months - Adults	3	4	75.0%	49.3%	52.6%	51.6%
% of FP17s for Band 1 Urgent Courses	2	126	1.6%	8.9%	7.9%	8.9%
% of FP17s Relating to Free Repair or Replacements	0	126	0.0%	0.7%	0.8%	0.8%
% of FP17s Relating to Continuations	0	126	0.0%	0.8%	0.9%	0.9%
% of Patients satisfied with the dentistry they have received	1	1	N/A	93.6%	93.2%	93.2%
% of Patients satisfied with the time they had to wait for an appointment	1	1	N/A	87.7%	89.1%	88.8%

\* This is based on patients treated on this contract for their most recent course of treatment. Figures in italics indicate the base number of FP17s or Patient Questionnaire responses are less than 100. N/A is shown where the base number of responses is less than 10 during the period. % is calculated as Quantity/Base number\*100



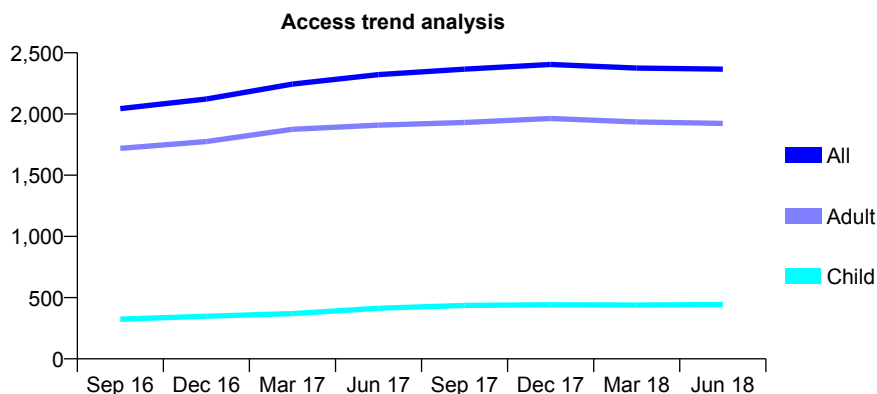
## Q58 - Vital Signs At a Glance Contract Report for 264245/0002 - June 2018

Name or company name	MR P PATEL
Contract type name	GDS Contract
Purpose of contract	General
Contract start date	01/04/2012
Contract end date	

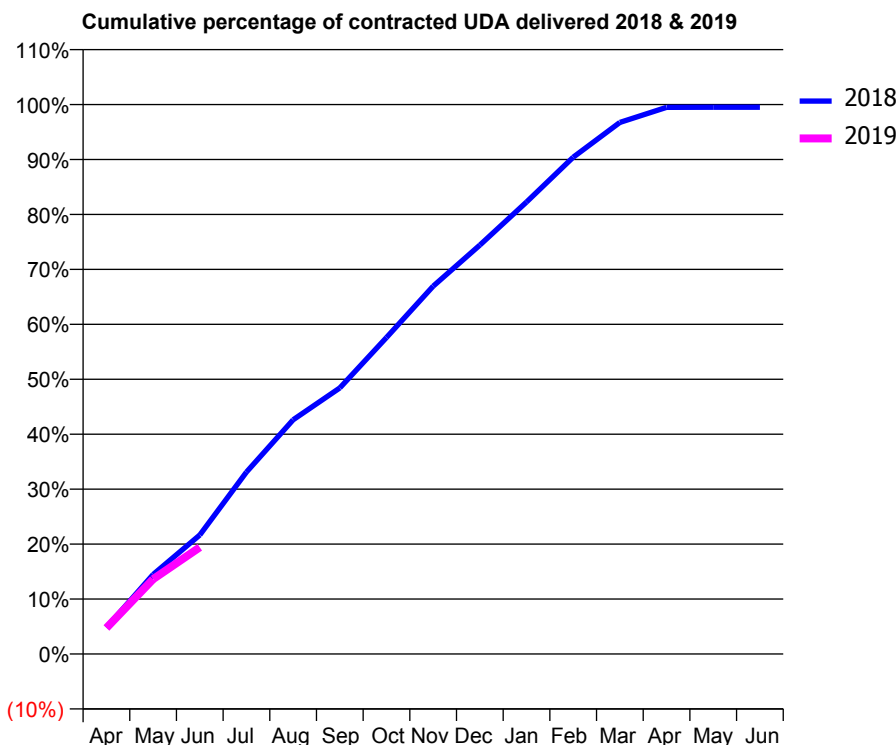
18/19 Contracted general activity (UDA)	8,709
Carry forward general activity (UDA)	0
18/19 Contracted orthodontic activity (UOA)	0
Carry forward orthodontic activity (UOA)	0
Baseline contract value	£182,589.70

### ACCESS\*

Patients seen in 24 months	Total	Change since previous quarter
Quarter ending June 2017	2,322	
Quarter ending September 2017	2,367	→
Quarter ending December 2017	2,405	→
Quarter ending March 2018	2,375	↓
Quarter ending June 2018	2,367	→
<b>Variance since June 2017</b>	<b>1.9%</b>	<b>→</b>



### ACTIVITY



Month	Adjusted Scheduled Activity (UDA)	
	2018	2019
April	421	414
May	1,261	1,188
June	1,887	1,691
July	2,883	
August	3,713	
September	4,217	
October	5,017	
November	5,829	
December	6,481	
January	7,162	
February	7,873	
March	8,425	
April	8,664	
May	8,667	
June	8,667	

### QUALITY

	Quantity	Base Number	Contract	AT	Region	England
% of FP17s for the same patient ID Re-attending within 3 months - Children	11	179	6.1%	10.6%	11.3%	11.5%
% of FP17s for the same patient ID Re-attending within 3 months - Adults	120	726	16.5%	14.5%	14.9%	15.4%
% of FP17s for the same patient ID Re-attending between 3 & 9 months - Children	119	179	66.5%	58.1%	60.0%	58.9%
% of FP17s for the same patient ID Re-attending between 3 & 9 months - Adults	508	726	70.0%	49.3%	52.6%	51.6%
% of FP17s for Band 1 Urgent Courses	22	793	2.8%	8.9%	7.9%	8.9%
% of FP17s Relating to Free Repair or Replacements	30	793	3.8%	0.7%	0.8%	0.8%
% of FP17s Relating to Continuations	28	793	3.5%	0.8%	0.9%	0.9%
% of Patients satisfied with the dentistry they have received	4	4	N/A	93.6%	93.2%	93.2%
% of Patients satisfied with the time they had to wait for an appointment	4	4	N/A	87.7%	89.1%	88.8%

\* This is based on patients treated on this contract for their most recent course of treatment. Figures in italics indicate the base number of FP17s or Patient Questionnaire responses are less than 100. N/A is shown where the base number of responses is less than 10 during the period. % is calculated as Quantity/Base number\*100

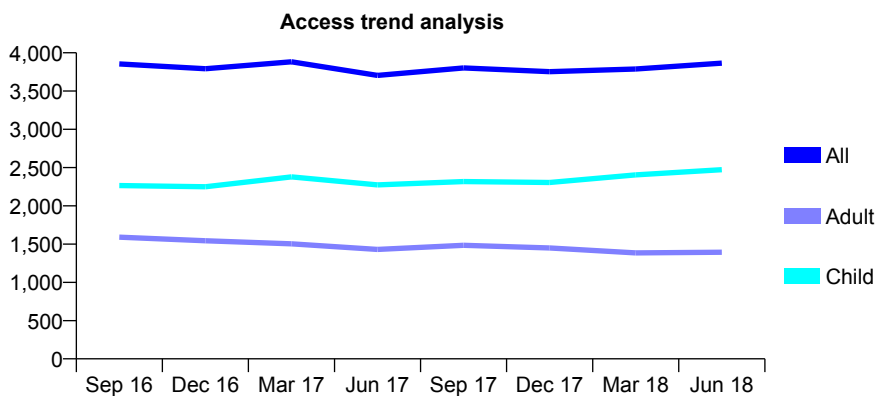
## Q58 - Vital Signs At a Glance Contract Report for 269735/0001 - June 2018

Name or company name	MR JS CHADHA
Contract type name	GDS Contract
Purpose of contract	General
Contract start date	01/08/2007
Contract end date	

18/19 Contracted general activity (UDA)	14,113
Carry forward general activity (UDA)	0
18/19 Contracted orthodontic activity (UOA)	0
Carry forward orthodontic activity (UOA)	0
Baseline contract value	£263,266.95

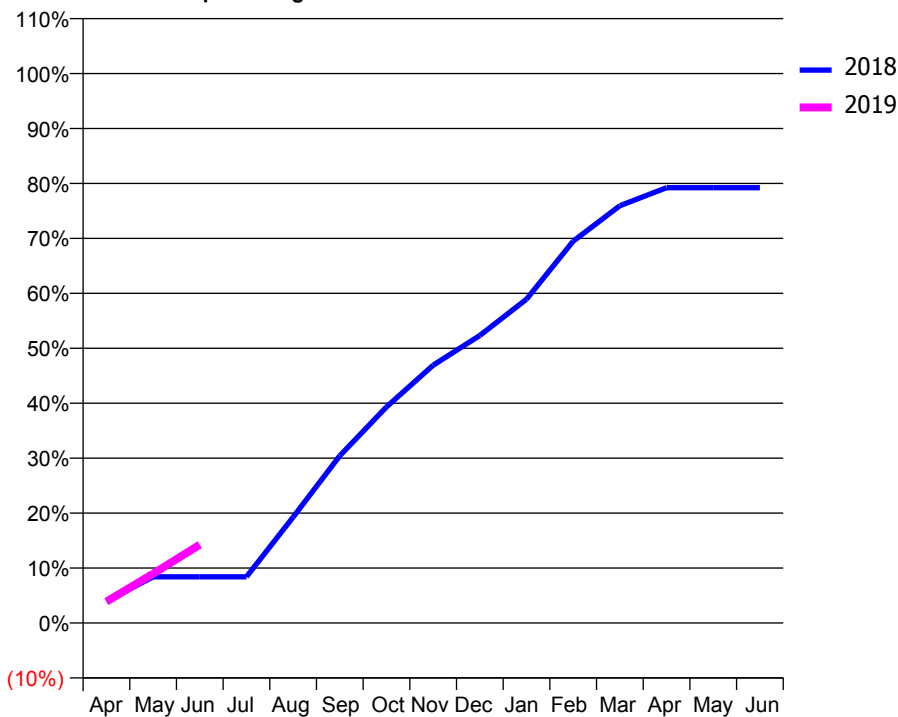
### ACCESS\*

Patients seen in 24 months	Total	Change since previous quarter
Quarter ending June 2017	3,704	
Quarter ending September 2017	3,802	↑
Quarter ending December 2017	3,754	↓
Quarter ending March 2018	3,789	→
Quarter ending June 2018	3,865	↑
<b>Variance since June 2017</b>	<b>4.3%</b>	<b>↑</b>



### ACTIVITY

Cumulative percentage of contracted UDA delivered 2018 & 2019



Month	Adjusted Scheduled Activity (UDA)	
	2018	2019
April	559	550
May	1,187	1,267
June	1,187	2,012
July	1,187	
August	2,722	
September	4,296	
October	5,550	
November	6,622	
December	7,386	
January	8,318	
February	9,808	
March	10,717	
April	11,181	
May	11,180	
June	11,179	

### QUALITY

	Quantity	Base Number	Contract	AT	Region	England
% of FP17s for the same patient ID Re-attending within 3 months - Children	119	1,001	11.9%	10.6%	11.3%	11.5%
% of FP17s for the same patient ID Re-attending within 3 months - Adults	95	359	26.5%	14.5%	14.9%	15.4%
% of FP17s for the same patient ID Re-attending between 3 & 9 months - Children	561	1,001	56.0%	58.1%	60.0%	58.9%
% of FP17s for the same patient ID Re-attending between 3 & 9 months - Adults	152	359	42.3%	49.3%	52.6%	51.6%
% of FP17s for Band 1 Urgent Courses	108	1,110	9.7%	8.9%	7.9%	8.9%
% of FP17s Relating to Free Repair or Replacements	1	1,110	0.1%	0.7%	0.8%	0.8%
% of FP17s Relating to Continuations	0	1,110	0.0%	0.8%	0.9%	0.9%
% of Patients satisfied with the dentistry they have received	3	3	N/A	93.6%	93.2%	93.2%
% of Patients satisfied with the time they had to wait for an appointment	3	3	N/A	87.7%	89.1%	88.8%

\* This is based on patients treated on this contract for their most recent course of treatment. Figures in italics indicate the base number of FP17s or Patient Questionnaire responses are less than 100. N/A is shown where the base number of responses is less than 10 during the period. % is calculated as Quantity/Base number\*100

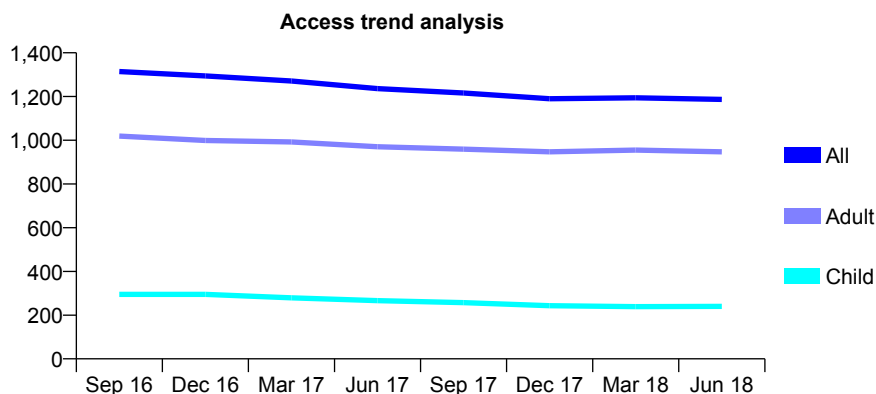
## Q58 - Vital Signs At a Glance Contract Report for 270946/0001 - June 2018

Name or company name	MISS M AFKHAMI MADANI
Contract type name	GDS Contract
Purpose of contract	General
Contract start date	01/04/2006
Contract end date	

18/19 Contracted general activity (UDA)	3,481
Carry forward general activity (UDA)	0
18/19 Contracted orthodontic activity (UOA)	0
Carry forward orthodontic activity (UOA)	0
Baseline contract value	£93,829.15

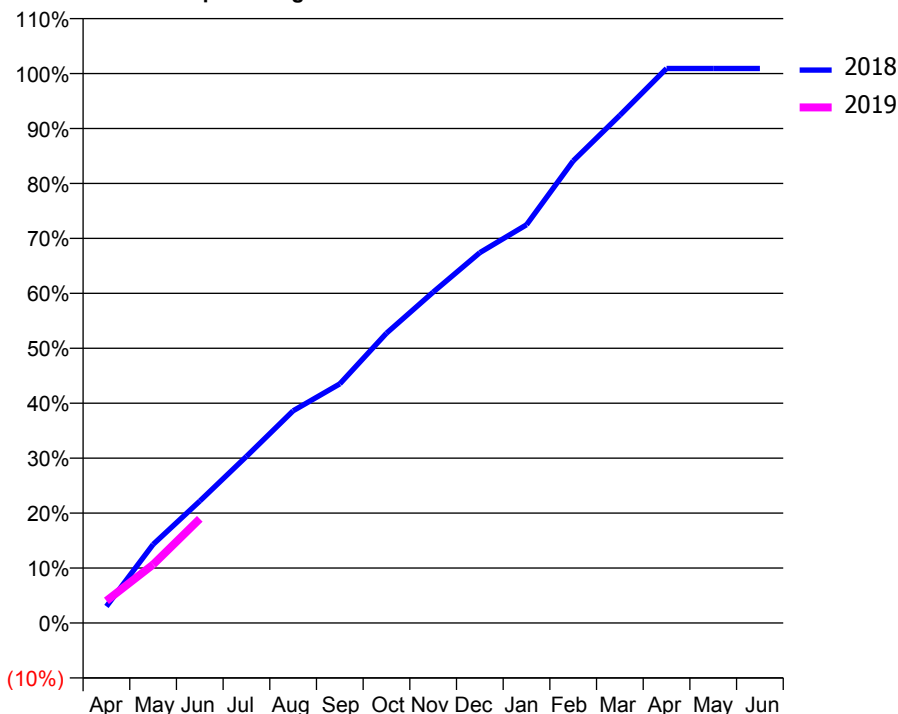
### ACCESS\*

Patients seen in 24 months	Total	Change since previous quarter
Quarter ending June 2017	1,236	
Quarter ending September 2017	1,216	↓
Quarter ending December 2017	1,190	↓
Quarter ending March 2018	1,194	→
Quarter ending June 2018	1,187	→
<b>Variance since June 2017</b>	<b>(4.0%)</b>	<b>↓</b>



### ACTIVITY

Cumulative percentage of contracted UDA delivered 2018 & 2019



Adjusted Scheduled Activity (UDA)

Month	2018	2019
April	105	141
May	498	371
June	772	660
July	1,056	
August	1,345	
September	1,515	
October	1,836	
November	2,096	
December	2,346	
January	2,523	
February	2,927	
March	3,216	
April	3,513	
May	3,513	
June	3,513	

### QUALITY

	Quantity	Base Number	Contract	AT	Region	England
% of FP17s for the same patient ID Re-attending within 3 months - Children	0	57	0.0%	10.6%	11.3%	11.5%
% of FP17s for the same patient ID Re-attending within 3 months - Adults	38	324	11.7%	14.5%	14.9%	15.4%
% of FP17s for the same patient ID Re-attending between 3 & 9 months - Children	25	57	43.9%	58.1%	60.0%	58.9%
% of FP17s for the same patient ID Re-attending between 3 & 9 months - Adults	168	324	51.9%	49.3%	52.6%	51.6%
% of FP17s for Band 1 Urgent Courses	15	290	5.2%	8.9%	7.9%	8.9%
% of FP17s Relating to Free Repair or Replacements	3	290	1.0%	0.7%	0.8%	0.8%
% of FP17s Relating to Continuations	3	290	1.0%	0.8%	0.9%	0.9%
% of Patients satisfied with the dentistry they have received	2	2	N/A	93.6%	93.2%	93.2%
% of Patients satisfied with the time they had to wait for an appointment	2	2	N/A	87.7%	89.1%	88.8%

\* This is based on patients treated on this contract for their most recent course of treatment. Figures in italics indicate the base number of FP17s or Patient Questionnaire responses are less than 100. N/A is shown where the base number of responses is less than 10 during the period. % is calculated as Quantity/Base number\*100

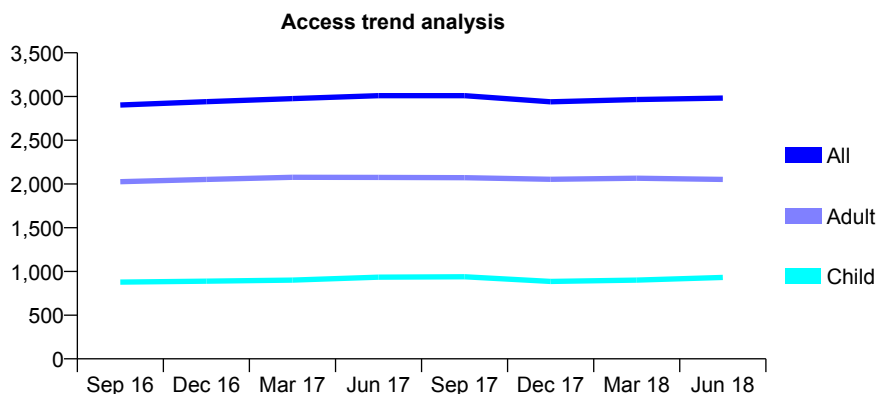
## Q58 - Vital Signs At a Glance Contract Report for 273767/0001 - June 2018

Name or company name	MR V GEHANI
Contract type name	GDS Contract
Purpose of contract	General
Contract start date	01/04/2006
Contract end date	

18/19 Contracted general activity (UDA)	6,854
Carry forward general activity (UDA)	0
18/19 Contracted orthodontic activity (UOA)	0
Carry forward orthodontic activity (UOA)	0
Baseline contract value	£175,694.41

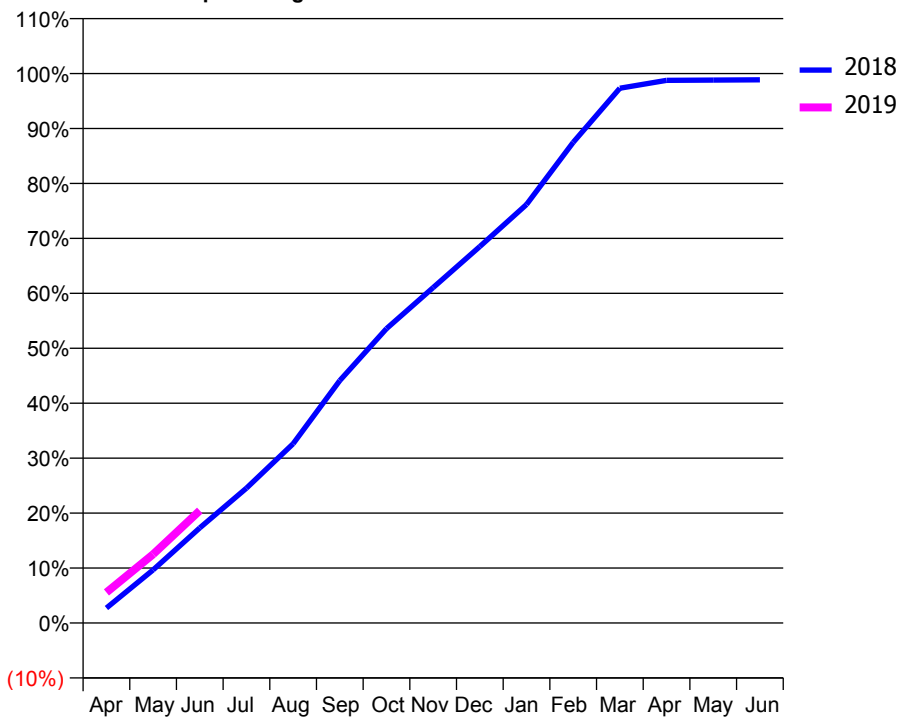
### ACCESS\*

Patients seen in 24 months	Total	Change since previous quarter
Quarter ending June 2017	3,009	
Quarter ending September 2017	3,010	→
Quarter ending December 2017	2,939	↓
Quarter ending March 2018	2,965	→
Quarter ending June 2018	2,983	→
<b>Variance since June 2017</b>	<b>(0.9%)</b>	<b>→</b>



### ACTIVITY

**Cumulative percentage of contracted UDA delivered 2018 & 2019**



Month	Adjusted Scheduled Activity (UDA)	
	2018	2019
April	186	381
May	663	858
June	1,187	1,403
July	1,683	
August	2,236	
September	3,025	
October	3,672	
November	4,184	
December	4,696	
January	5,221	
February	5,995	
March	6,670	
April	6,769	
May	6,773	
June	6,776	

### QUALITY

	Quantity	Base Number	Contract	AT	Region	England
% of FP17s for the same patient ID Re-attending within 3 months - Children	10	291	3.4%	10.6%	11.3%	11.5%
% of FP17s for the same patient ID Re-attending within 3 months - Adults	34	482	7.1%	14.5%	14.9%	15.4%
% of FP17s for the same patient ID Re-attending between 3 & 9 months - Children	93	291	32.0%	58.1%	60.0%	58.9%
% of FP17s for the same patient ID Re-attending between 3 & 9 months - Adults	205	482	42.5%	49.3%	52.6%	51.6%
% of FP17s for Band 1 Urgent Courses	54	710	7.6%	8.9%	7.9%	8.9%
% of FP17s Relating to Free Repair or Replacements	1	710	0.1%	0.7%	0.8%	0.8%
% of FP17s Relating to Continuations	4	710	0.6%	0.8%	0.9%	0.9%
% of Patients satisfied with the dentistry they have received	0	0	N/A	93.6%	93.2%	93.2%
% of Patients satisfied with the time they had to wait for an appointment	0	0	N/A	87.7%	89.1%	88.8%

\* This is based on patients treated on this contract for their most recent course of treatment. Figures in italics indicate the base number of FP17s or Patient Questionnaire responses are less than 100. N/A is shown where the base number of responses is less than 10 during the period. % is calculated as Quantity/Base number\*100

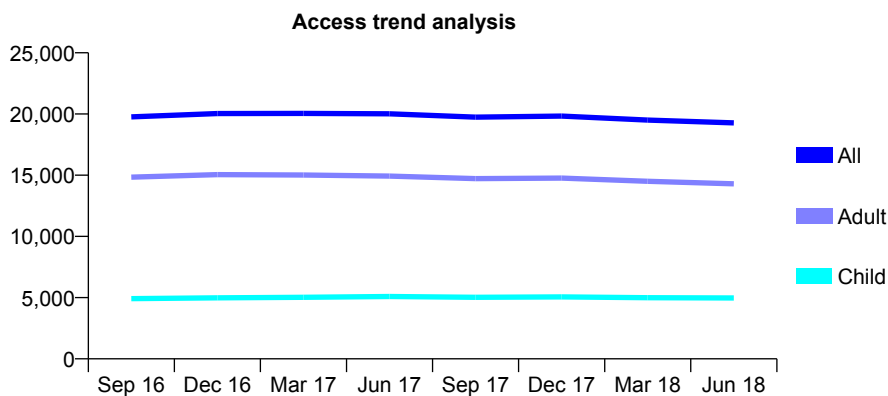
## Q58 - Vital Signs At a Glance Contract Report for 273848/0001 - June 2018

Name or company name	MR AT LAMB
Contract type name	GDS Contract
Purpose of contract	General
Contract start date	01/07/2007
Contract end date	

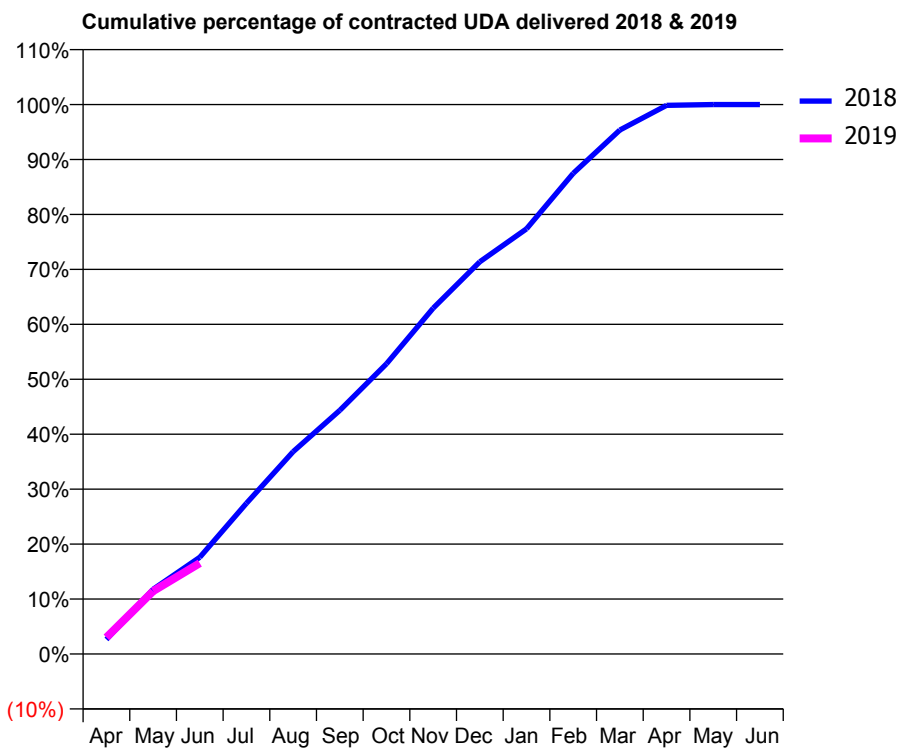
18/19 Contracted general activity (UDA)	44,684
Carry forward general activity (UDA)	0
18/19 Contracted orthodontic activity (UOA)	0
Carry forward orthodontic activity (UOA)	0
Baseline contract value	£1,114,806.87

### ACCESS\*

Patients seen in 24 months	Total	Change since previous quarter
Quarter ending June 2017	20,018	
Quarter ending September 2017	19,748	↓
Quarter ending December 2017	19,827	→
Quarter ending March 2018	19,501	↓
Quarter ending June 2018	19,278	↓
<b>Variance since June 2017</b>	<b>(3.7%)</b>	<b>↓</b>



### ACTIVITY



Month	Adjusted Scheduled Activity (UDA)	
	2018	2019
April	1,183	1,345
May	5,259	5,109
June	7,870	7,385
July	12,261	
August	16,452	
September	19,820	
October	23,597	
November	28,127	
December	31,896	
January	34,573	
February	39,085	
March	42,606	
April	44,615	
May	44,676	
June	44,677	

### QUALITY

	Quantity	Base Number	Contract	AT	Region	England
% of FP17s for the same patient ID Re-attending within 3 months - Children	72	1,384	5.2%	10.6%	11.3%	11.5%
% of FP17s for the same patient ID Re-attending within 3 months - Adults	334	3,602	9.3%	14.5%	14.9%	15.4%
% of FP17s for the same patient ID Re-attending between 3 & 9 months - Children	825	1,384	59.6%	58.1%	60.0%	58.9%
% of FP17s for the same patient ID Re-attending between 3 & 9 months - Adults	1,908	3,602	53.0%	49.3%	52.6%	51.6%
% of FP17s for Band 1 Urgent Courses	143	3,971	3.6%	8.9%	7.9%	8.9%
% of FP17s Relating to Free Repair or Replacements	35	3,971	0.9%	0.7%	0.8%	0.8%
% of FP17s Relating to Continuations	19	3,971	0.5%	0.8%	0.9%	0.9%
% of Patients satisfied with the dentistry they have received	14	15	93.3%	93.6%	93.2%	93.2%
% of Patients satisfied with the time they had to wait for an appointment	11	15	73.3%	87.7%	89.1%	88.8%

\* This is based on patients treated on this contract for their most recent course of treatment. Figures in italics indicate the base number of FP17s or Patient Questionnaire responses are less than 100. N/A is shown where the base number of responses is less than 10 during the period. % is calculated as Quantity/Base number\*100

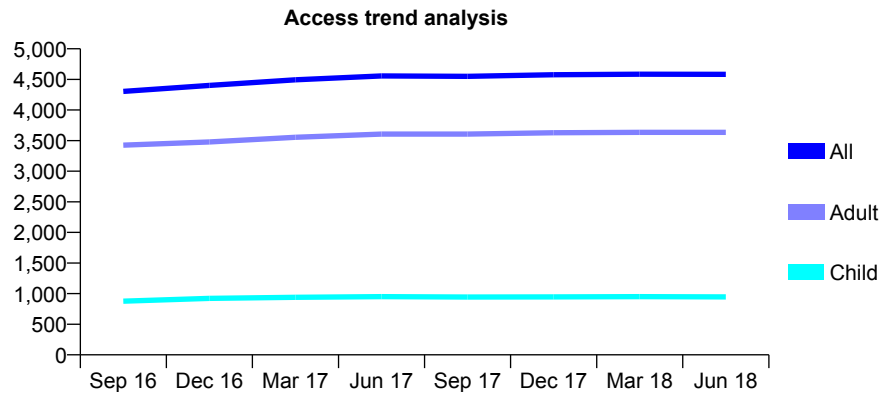
## Q58 - Vital Signs At a Glance Contract Report for 274275/0001 - June 2018

Name or company name	MR A SHAH
Contract type name	GDS Contract
Purpose of contract	General
Contract start date	01/10/2010
Contract end date	

18/19 Contracted general activity (UDA)	11,715
Carry forward general activity (UDA)	0
18/19 Contracted orthodontic activity (UOA)	0
Carry forward orthodontic activity (UOA)	0
Baseline contract value	£298,546.96

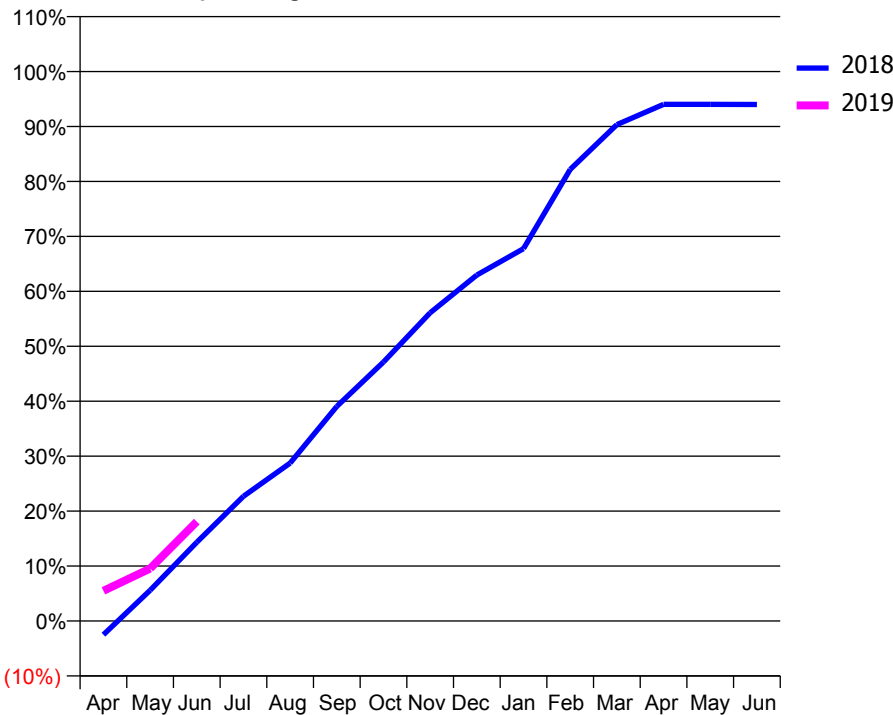
### ACCESS\*

Patients seen in 24 months	Total	Change since previous quarter
Quarter ending June 2017	4,557	
Quarter ending September 2017	4,551	→
Quarter ending December 2017	4,576	→
Quarter ending March 2018	4,586	→
Quarter ending June 2018	4,582	→
<b>Variance since June 2017</b>	<b>0.5%</b>	<b>→</b>



### ACTIVITY

Cumulative percentage of contracted UDA delivered 2018 & 2019



Month	Adjusted Scheduled Activity (UDA)	
	2018	2019
April	-295	643
May	655	1,119
June	1,679	2,119
July	2,659	
August	3,368	
September	4,575	
October	5,523	
November	6,572	
December	7,377	
January	7,939	
February	9,626	
March	10,581	
April	11,015	
May	11,014	
June	11,013	

### QUALITY

	Quantity	Base Number	Contract	AT	Region	England
% of FP17s for the same patient ID Re-attending within 3 months - Children	22	365	6.0%	10.6%	11.3%	11.5%
% of FP17s for the same patient ID Re-attending within 3 months - Adults	129	1,186	10.9%	14.5%	14.9%	15.4%
% of FP17s for the same patient ID Re-attending between 3 & 9 months - Children	242	365	66.3%	58.1%	60.0%	58.9%
% of FP17s for the same patient ID Re-attending between 3 & 9 months - Adults	790	1,186	66.6%	49.3%	52.6%	51.6%
% of FP17s for Band 1 Urgent Courses	51	1,218	4.2%	8.9%	7.9%	8.9%
% of FP17s Relating to Free Repair or Replacements	10	1,218	0.8%	0.7%	0.8%	0.8%
% of FP17s Relating to Continuations	3	1,218	0.2%	0.8%	0.9%	0.9%
% of Patients satisfied with the dentistry they have received	6	6	N/A	93.6%	93.2%	93.2%
% of Patients satisfied with the time they had to wait for an appointment	5	6	N/A	87.7%	89.1%	88.8%

\* This is based on patients treated on this contract for their most recent course of treatment. Figures in italics indicate the base number of FP17s or Patient Questionnaire responses are less than 100. N/A is shown where the base number of responses is less than 10 during the period. % is calculated as Quantity/Base number\*100

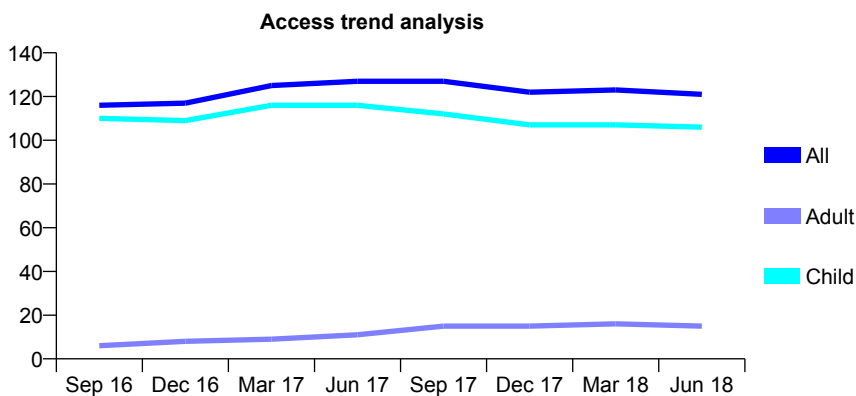
## Q58 - Vital Signs At a Glance Contract Report for 274658/0001 - June 2018

Name or company name	MS D FERATI
Contract type name	GDS Contract
Purpose of contract	General
Contract start date	08/10/2015
Contract end date	

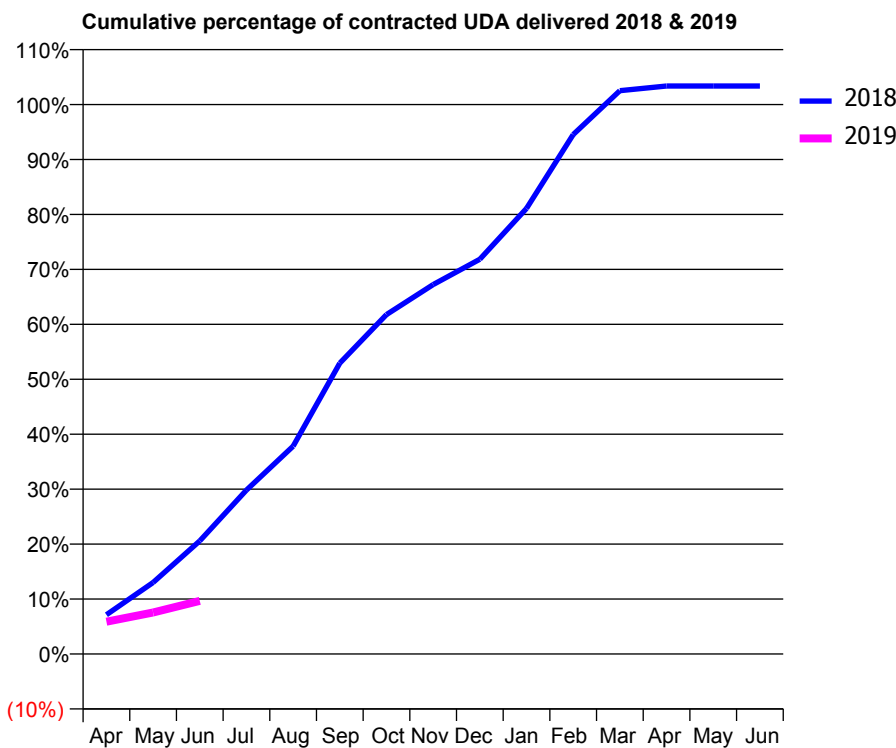
18/19 Contracted general activity (UDA)	238
Carry forward general activity (UDA)	0
18/19 Contracted orthodontic activity (UOA)	0
Carry forward orthodontic activity (UOA)	0
Baseline contract value	£6,145.48

### ACCESS\*

Patients seen in 24 months	Total	Change since previous quarter
Quarter ending June 2017	127	
Quarter ending September 2017	127	→
Quarter ending December 2017	122	↓
Quarter ending March 2018	123	→
Quarter ending June 2018	121	↓
<b>Variance since June 2017</b>	<b>(4.7%)</b>	<b>↓</b>



### ACTIVITY



Month	Adjusted Scheduled Activity (UDA)	
	2018	2019
April	17	14
May	31	18
June	49	23
July	71	
August	90	
September	126	
October	147	
November	160	
December	171	
January	193	
February	225	
March	244	
April	246	
May	246	
June	246	

### QUALITY

	Quantity	Base Number	Contract	AT	Region	England
% of FP17s for the same patient ID Re-attending within 3 months - Children	0	22	0.0%	10.6%	11.3%	11.5%
% of FP17s for the same patient ID Re-attending within 3 months - Adults	0	0	N/A	14.5%	14.9%	15.4%
% of FP17s for the same patient ID Re-attending between 3 & 9 months - Children	20	22	90.9%	58.1%	60.0%	58.9%
% of FP17s for the same patient ID Re-attending between 3 & 9 months - Adults	0	0	N/A	49.3%	52.6%	51.6%
% of FP17s for Band 1 Urgent Courses	0	19	0.0%	8.9%	7.9%	8.9%
% of FP17s Relating to Free Repair or Replacements	0	19	0.0%	0.7%	0.8%	0.8%
% of FP17s Relating to Continuations	0	19	0.0%	0.8%	0.9%	0.9%
% of Patients satisfied with the dentistry they have received	0	0	N/A	93.6%	93.2%	93.2%
% of Patients satisfied with the time they had to wait for an appointment	0	0	N/A	87.7%	89.1%	88.8%

\* This is based on patients treated on this contract for their most recent course of treatment. Figures in italics indicate the base number of FP17s or Patient Questionnaire responses are less than 100. N/A is shown where the base number of responses is less than 10 during the period. % is calculated as Quantity/Base number\*100

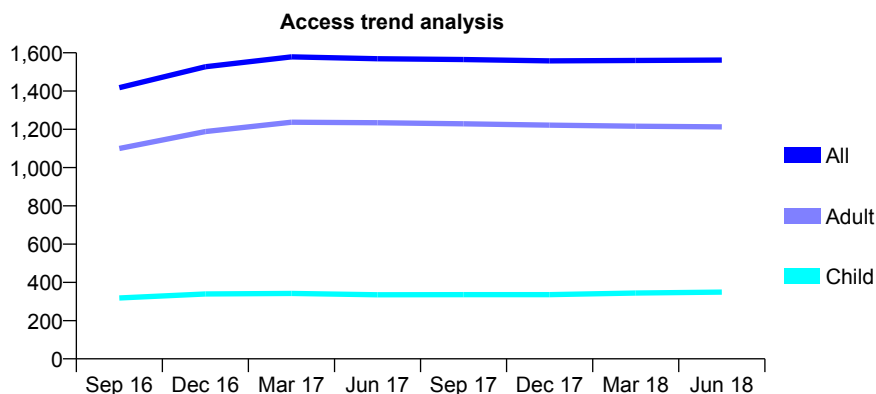
## Q58 - Vital Signs At a Glance Contract Report for 278610/0001 - June 2018

Name or company name	MR SK SHAH
Contract type name	GDS Contract
Purpose of contract	General
Contract start date	01/04/2015
Contract end date	

18/19 Contracted general activity (UDA)	3,739
Carry forward general activity (UDA)	0
18/19 Contracted orthodontic activity (UOA)	0
Carry forward orthodontic activity (UOA)	0
Baseline contract value	£93,139.95

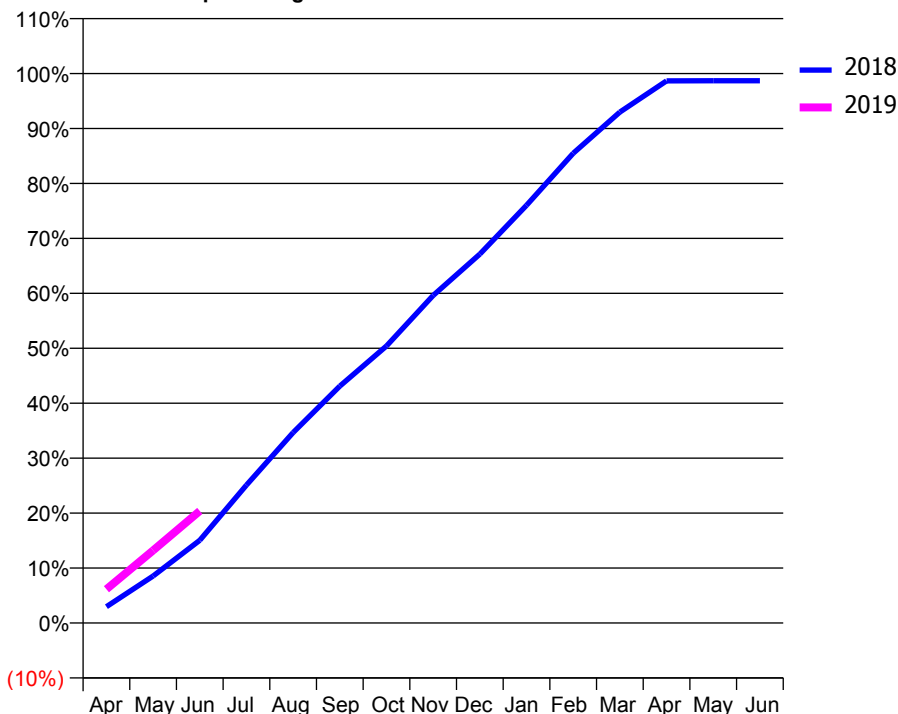
### ACCESS\*

Patients seen in 24 months	Total	Change since previous quarter
Quarter ending June 2017	1,569	
Quarter ending September 2017	1,565	→
Quarter ending December 2017	1,558	→
Quarter ending March 2018	1,560	→
Quarter ending June 2018	1,562	→
<b>Variance since June 2017</b>	<b>(0.4%)</b>	→



### ACTIVITY

Cumulative percentage of contracted UDA delivered 2018 & 2019



Month	Adjusted Scheduled Activity (UDA)	
	2018	2019
April	112	230
May	320	494
June	563	763
July	939	
August	1,296	
September	1,612	
October	1,885	
November	2,229	
December	2,510	
January	2,842	
February	3,196	
March	3,477	
April	3,688	
May	3,689	
June	3,689	

### QUALITY

	Quantity	Base Number	Contract	AT	Region	England
% of FP17s for the same patient ID Re-attending within 3 months - Children	3	149	2.0%	10.6%	11.3%	11.5%
% of FP17s for the same patient ID Re-attending within 3 months - Adults	39	388	10.1%	14.5%	14.9%	15.4%
% of FP17s for the same patient ID Re-attending between 3 & 9 months - Children	100	149	67.1%	58.1%	60.0%	58.9%
% of FP17s for the same patient ID Re-attending between 3 & 9 months - Adults	158	388	40.7%	49.3%	52.6%	51.6%
% of FP17s for Band 1 Urgent Courses	24	437	5.5%	8.9%	7.9%	8.9%
% of FP17s Relating to Free Repair or Replacements	1	437	0.2%	0.7%	0.8%	0.8%
% of FP17s Relating to Continuations	4	437	0.9%	0.8%	0.9%	0.9%
% of Patients satisfied with the dentistry they have received	1	1	N/A	93.6%	93.2%	93.2%
% of Patients satisfied with the time they had to wait for an appointment	1	1	N/A	87.7%	89.1%	88.8%

\* This is based on patients treated on this contract for their most recent course of treatment. Figures in italics indicate the base number of FP17s or Patient Questionnaire responses are less than 100. N/A is shown where the base number of responses is less than 10 during the period. % is calculated as Quantity/Base number\*100



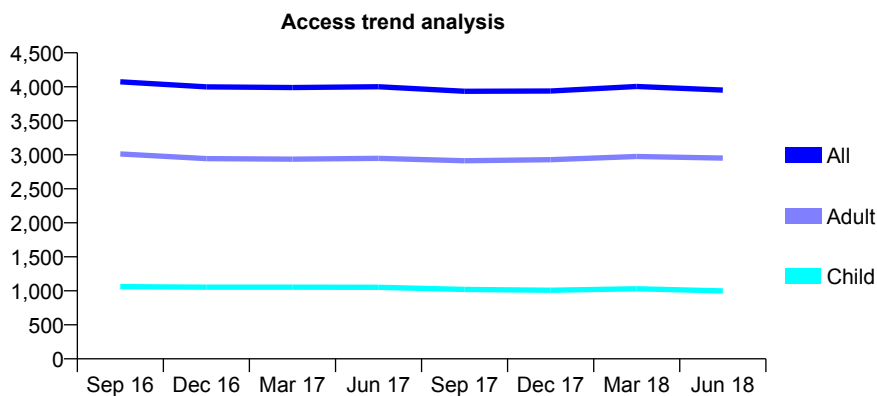
## Q58 - Vital Signs At a Glance Contract Report for 278629/0001 - June 2018

Name or company name	MR A PATEL
Contract type name	GDS Contract
Purpose of contract	General
Contract start date	01/02/2010
Contract end date	

18/19 Contracted general activity (UDA)	11,165
Carry forward general activity (UDA)	0
18/19 Contracted orthodontic activity (UOA)	0
Carry forward orthodontic activity (UOA)	0
Baseline contract value	£280,839.40

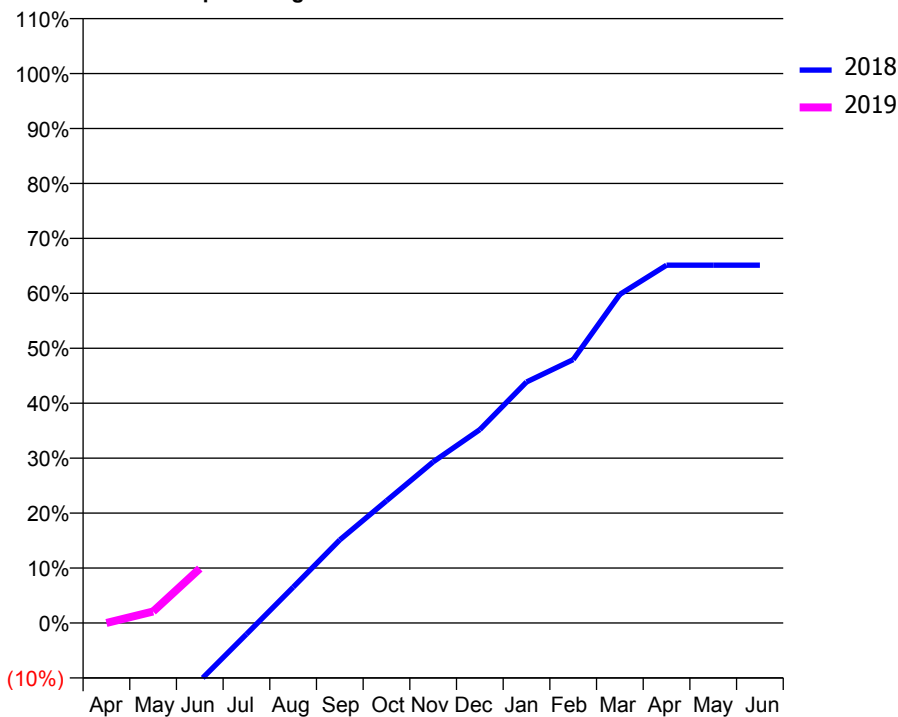
### ACCESS\*

Patients seen in 24 months	Total	Change since previous quarter
Quarter ending June 2017	4,000	
Quarter ending September 2017	3,934	↓
Quarter ending December 2017	3,938	→
Quarter ending March 2018	4,005	→
Quarter ending June 2018	3,951	↓
<b>Variance since June 2017</b>	<b>(1.2%)</b>	<b>↓</b>



### ACTIVITY

Cumulative percentage of contracted UDA delivered 2018 & 2019



Adjusted Scheduled Activity (UDA)

Month	2018	2019
April	-2,393	0
May	-1,823	234
June	-1,176	1,107
July	-229	
August	729	
September	1,690	
October	2,484	
November	3,275	
December	3,931	
January	4,897	
February	5,352	
March	6,676	
April	7,271	
May	7,271	
June	7,271	

### QUALITY

	Quantity	Base Number	Contract	AT	Region	England
% of FP17s for the same patient ID Re-attending within 3 months - Children	10	217	4.6%	10.6%	11.3%	11.5%
% of FP17s for the same patient ID Re-attending within 3 months - Adults	76	640	11.9%	14.5%	14.9%	15.4%
% of FP17s for the same patient ID Re-attending between 3 & 9 months - Children	85	217	39.2%	58.1%	60.0%	58.9%
% of FP17s for the same patient ID Re-attending between 3 & 9 months - Adults	306	640	47.8%	49.3%	52.6%	51.6%
% of FP17s for Band 1 Urgent Courses	22	457	4.8%	8.9%	7.9%	8.9%
% of FP17s Relating to Free Repair or Replacements	9	457	2.0%	0.7%	0.8%	0.8%
% of FP17s Relating to Continuations	4	457	0.9%	0.8%	0.9%	0.9%
% of Patients satisfied with the dentistry they have received	3	3	N/A	93.6%	93.2%	93.2%
% of Patients satisfied with the time they had to wait for an appointment	2	3	N/A	87.7%	89.1%	88.8%

\* This is based on patients treated on this contract for their most recent course of treatment. Figures in italics indicate the base number of FP17s or Patient Questionnaire responses are less than 100. N/A is shown where the base number of responses is less than 10 during the period. % is calculated as Quantity/Base number\*100

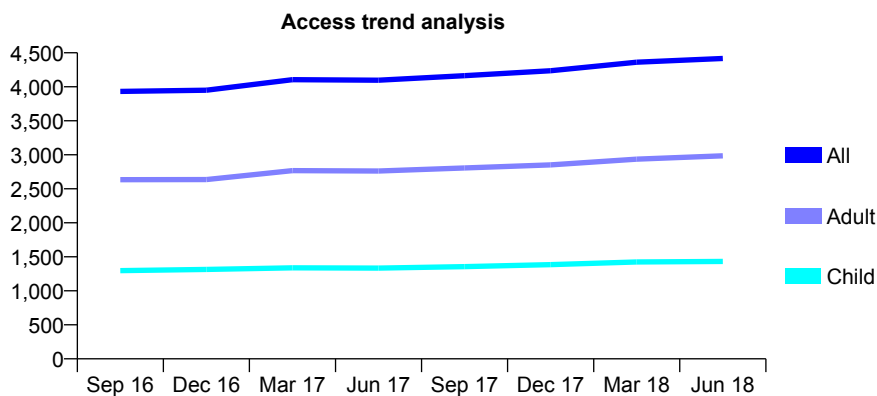
## Q58 - Vital Signs At a Glance Contract Report for 279625/0001 - June 2018

Name or company name	MR BS SIDHU
Contract type name	GDS Contract
Purpose of contract	General
Contract start date	10/01/2008
Contract end date	

18/19 Contracted general activity (UDA)	12,384
Carry forward general activity (UDA)	0
18/19 Contracted orthodontic activity (UOA)	0
Carry forward orthodontic activity (UOA)	0
Baseline contract value	£301,131.56

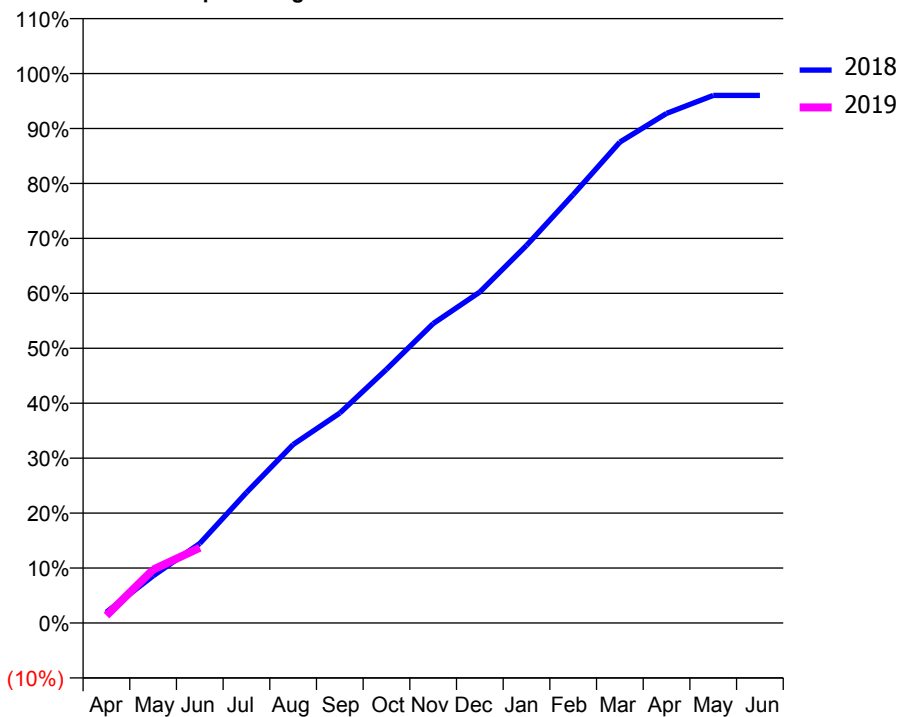
### ACCESS\*

Patients seen in 24 months	Total	Change since previous quarter
Quarter ending June 2017	4,097	
Quarter ending September 2017	4,163	→
Quarter ending December 2017	4,236	→
Quarter ending March 2018	4,361	↑
Quarter ending June 2018	4,417	→
<b>Variance since June 2017</b>	<b>7.8%</b>	<b>↑</b>



### ACTIVITY

Cumulative percentage of contracted UDA delivered 2018 & 2019



Month	Adjusted Scheduled Activity (UDA)	
	2018	2019
April	245	169
May	1,063	1,204
June	1,794	1,695
July	2,941	
August	4,023	
September	4,731	
October	5,716	
November	6,748	
December	7,462	
January	8,508	
February	9,654	
March	10,838	
April	11,484	
May	11,889	
June	11,889	

### QUALITY

	Quantity	Base Number	Contract	AT	Region	England
% of FP17s for the same patient ID Re-attending within 3 months - Children	44	522	8.4%	10.6%	11.3%	11.5%
% of FP17s for the same patient ID Re-attending within 3 months - Adults	160	942	17.0%	14.5%	14.9%	15.4%
% of FP17s for the same patient ID Re-attending between 3 & 9 months - Children	291	522	55.7%	58.1%	60.0%	58.9%
% of FP17s for the same patient ID Re-attending between 3 & 9 months - Adults	445	942	47.2%	49.3%	52.6%	51.6%
% of FP17s for Band 1 Urgent Courses	142	1,027	13.8%	8.9%	7.9%	8.9%
% of FP17s Relating to Free Repair or Replacements	13	1,027	1.3%	0.7%	0.8%	0.8%
% of FP17s Relating to Continuations	1	1,027	0.1%	0.8%	0.9%	0.9%
% of Patients satisfied with the dentistry they have received	3	3	N/A	93.6%	93.2%	93.2%
% of Patients satisfied with the time they had to wait for an appointment	3	3	N/A	87.7%	89.1%	88.8%

\* This is based on patients treated on this contract for their most recent course of treatment. Figures in italics indicate the base number of FP17s or Patient Questionnaire responses are less than 100. N/A is shown where the base number of responses is less than 10 during the period. % is calculated as Quantity/Base number\*100

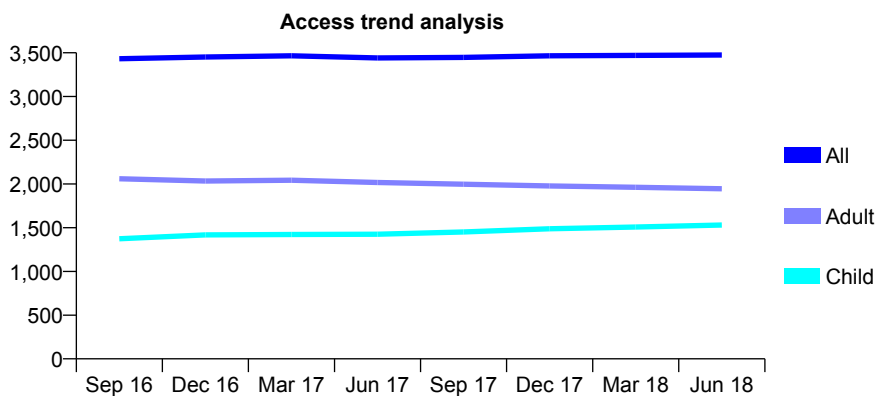
## Q58 - Vital Signs At a Glance Contract Report for 288470/0001 - June 2018

Name or company name	MR VB PATEL
Contract type name	GDS Contract
Purpose of contract	General
Contract start date	17/01/2014
Contract end date	

18/19 Contracted general activity (UDA)	9,850
Carry forward general activity (UDA)	0
18/19 Contracted orthodontic activity (UOA)	0
Carry forward orthodontic activity (UOA)	0
Baseline contract value	£256,965.55

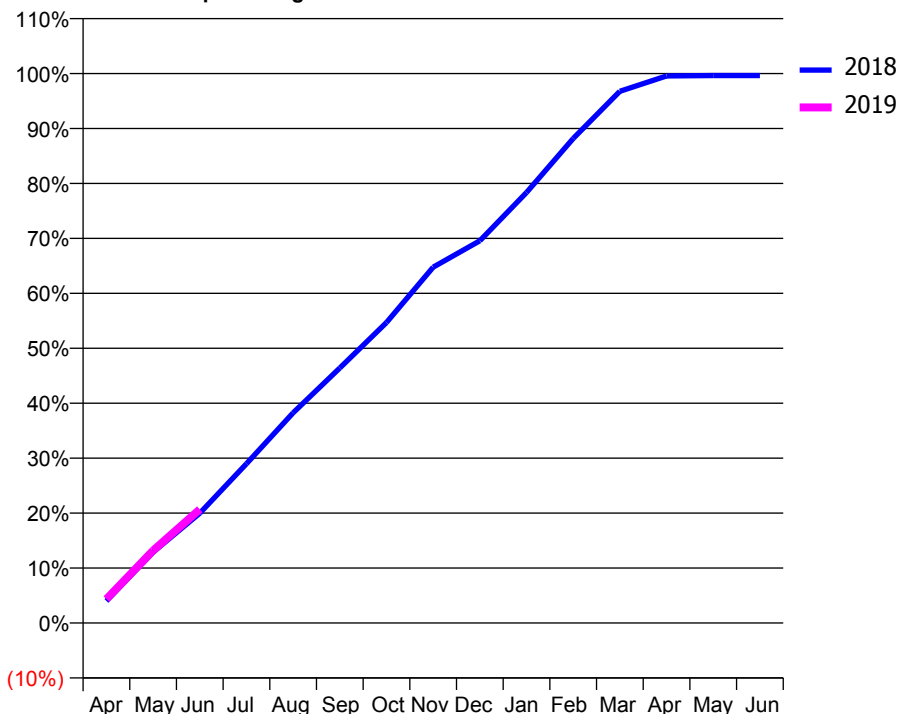
### ACCESS\*

Patients seen in 24 months	Total	Change since previous quarter
Quarter ending June 2017	3,442	
Quarter ending September 2017	3,448	→
Quarter ending December 2017	3,465	→
Quarter ending March 2018	3,470	→
Quarter ending June 2018	3,475	→
<b>Variance since June 2017</b>	<b>1.0%</b>	<b>→</b>



### ACTIVITY

Cumulative percentage of contracted UDA delivered 2018 & 2019



Month	Adjusted Scheduled Activity (UDA)	
	2018	2019
April	396	429
May	1,270	1,300
June	1,968	2,038
July	2,855	
August	3,767	
September	4,572	
October	5,387	
November	6,377	
December	6,853	
January	7,717	
February	8,684	
March	9,531	
April	9,806	
May	9,813	
June	9,813	

### QUALITY

	Quantity	Base Number	Contract	AT	Region	England
% of FP17s for the same patient ID Re-attending within 3 months - Children	68	659	10.3%	10.6%	11.3%	11.5%
% of FP17s for the same patient ID Re-attending within 3 months - Adults	72	653	11.0%	14.5%	14.9%	15.4%
% of FP17s for the same patient ID Re-attending between 3 & 9 months - Children	453	659	68.7%	58.1%	60.0%	58.9%
% of FP17s for the same patient ID Re-attending between 3 & 9 months - Adults	455	653	69.7%	49.3%	52.6%	51.6%
% of FP17s for Band 1 Urgent Courses	62	1,161	5.3%	8.9%	7.9%	8.9%
% of FP17s Relating to Free Repair or Replacements	9	1,161	0.8%	0.7%	0.8%	0.8%
% of FP17s Relating to Continuations	6	1,161	0.5%	0.8%	0.9%	0.9%
% of Patients satisfied with the dentistry they have received	3	3	N/A	93.6%	93.2%	93.2%
% of Patients satisfied with the time they had to wait for an appointment	3	3	N/A	87.7%	89.1%	88.8%

\* This is based on patients treated on this contract for their most recent course of treatment. Figures in italics indicate the base number of FP17s or Patient Questionnaire responses are less than 100. N/A is shown where the base number of responses is less than 10 during the period. % is calculated as Quantity/Base number\*100

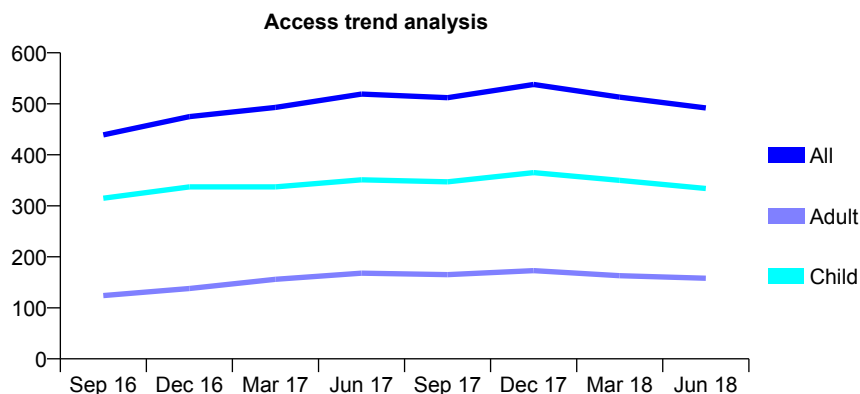
## Q58 - Vital Signs At a Glance Contract Report for 295698/0001 - June 2018

Name or company name	MISS A PETKEVICA
Contract type name	GDS Contract
Purpose of contract	General
Contract start date	20/06/2015
Contract end date	

18/19 Contracted general activity (UDA)	1,370
Carry forward general activity (UDA)	0
18/19 Contracted orthodontic activity (UOA)	0
Carry forward orthodontic activity (UOA)	0
Baseline contract value	£38,295.28

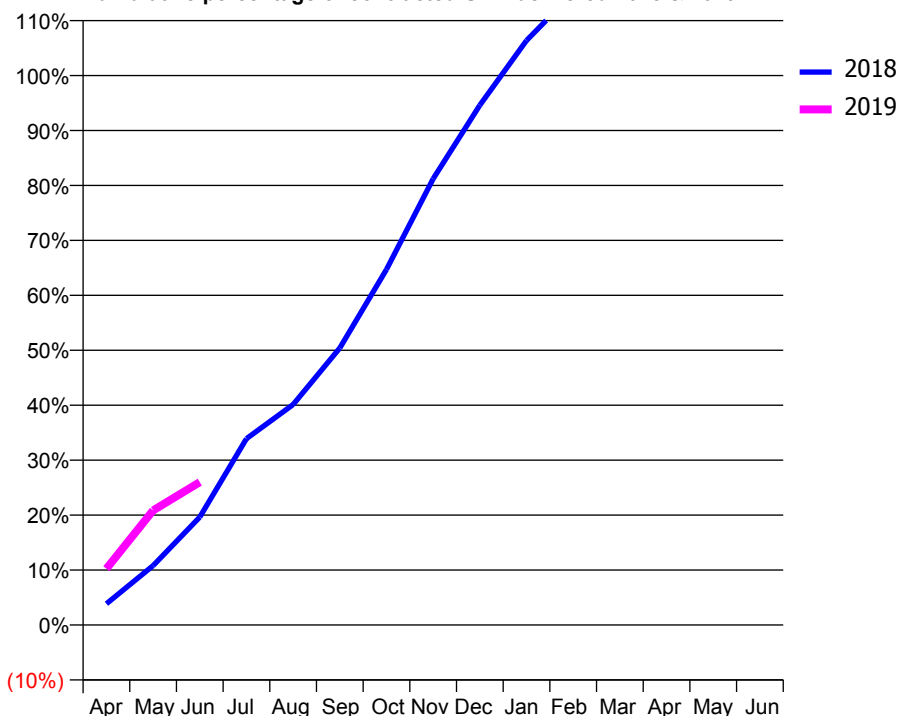
### ACCESS\*

Patients seen in 24 months	Total	Change since previous quarter
Quarter ending June 2017	519	
Quarter ending September 2017	512	↓
Quarter ending December 2017	538	↑
Quarter ending March 2018	513	↓
Quarter ending June 2018	492	↓
<b>Variance since June 2017</b>	<b>(5.2%)</b>	<b>↓</b>



### ACTIVITY

Cumulative percentage of contracted UDA delivered 2018 & 2019



Month	Adjusted Scheduled Activity (UDA)	
	2018	2019
April	53	141
May	148	286
June	269	356
July	465	
August	550	
September	691	
October	886	
November	1,113	
December	1,296	
January	1,457	
February	1,576	
March	1,594	
April	1,594	
May	1,594	
June	1,594	

### QUALITY

	Quantity	Base Number	Contract	AT	Region	England
% of FP17s for the same patient ID Re-attending within 3 months - Children	12	174	6.9%	10.6%	11.3%	11.5%
% of FP17s for the same patient ID Re-attending within 3 months - Adults	5	32	15.6%	14.5%	14.9%	15.4%
% of FP17s for the same patient ID Re-attending between 3 & 9 months - Children	118	174	67.8%	58.1%	60.0%	58.9%
% of FP17s for the same patient ID Re-attending between 3 & 9 months - Adults	17	32	53.1%	49.3%	52.6%	51.6%
% of FP17s for Band 1 Urgent Courses	6	206	2.9%	8.9%	7.9%	8.9%
% of FP17s Relating to Free Repair or Replacements	0	206	0.0%	0.7%	0.8%	0.8%
% of FP17s Relating to Continuations	0	206	0.0%	0.8%	0.9%	0.9%
% of Patients satisfied with the dentistry they have received	1	1	N/A	93.6%	93.2%	93.2%
% of Patients satisfied with the time they had to wait for an appointment	1	1	N/A	87.7%	89.1%	88.8%

\* This is based on patients treated on this contract for their most recent course of treatment. Figures in italics indicate the base number of FP17s or Patient Questionnaire responses are less than 100. N/A is shown where the base number of responses is less than 10 during the period. % is calculated as Quantity/Base number\*100

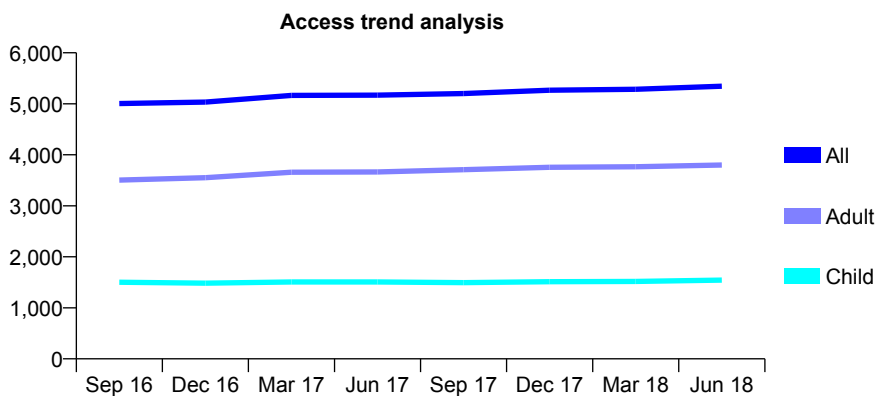
## Q58 - Vital Signs At a Glance Contract Report for 306509/0001 - June 2018

Name or company name	Manor Way Dental Practice
Contract type name	GDS Contract
Purpose of contract	General
Contract start date	01/04/2006
Contract end date	

18/19 Contracted general activity (UDA)	12,942
Carry forward general activity (UDA)	0
18/19 Contracted orthodontic activity (UOA)	0
Carry forward orthodontic activity (UOA)	0
Baseline contract value	£371,327.09

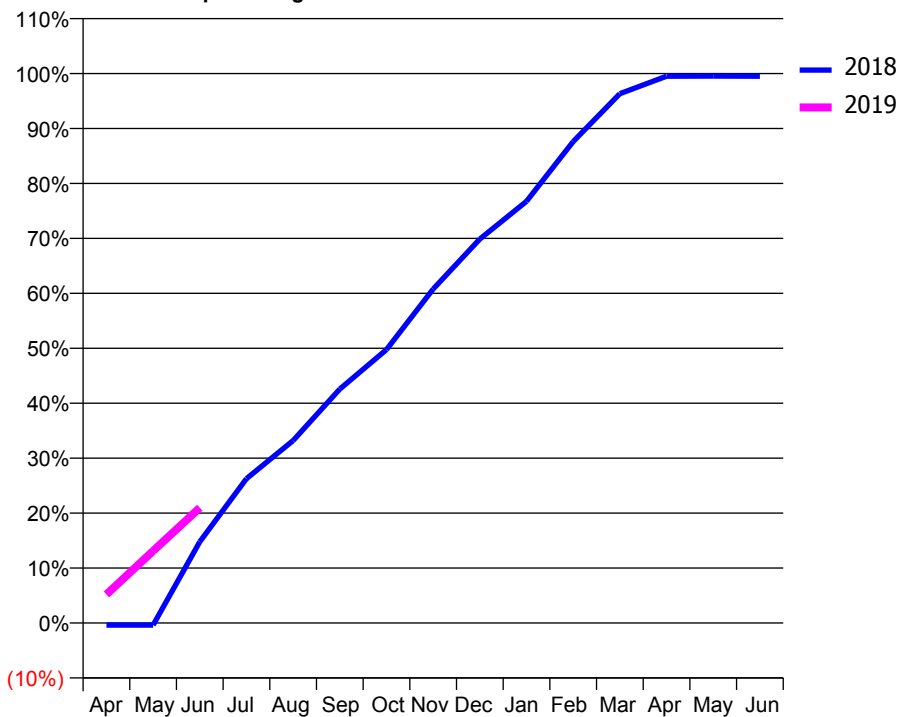
### ACCESS\*

Patients seen in 24 months	Total	Change since previous quarter
Quarter ending June 2017	5,170	
Quarter ending September 2017	5,201	→
Quarter ending December 2017	5,267	→
Quarter ending March 2018	5,284	→
Quarter ending June 2018	5,345	→
<b>Variance since June 2017</b>	<b>3.4%</b>	<b>↑</b>



### ACTIVITY

Cumulative percentage of contracted UDA delivered 2018 & 2019



Month	Adjusted Scheduled Activity (UDA)	
	2018	2019
April	-52	674
May	-52	1,696
June	1,915	2,715
July	3,399	
August	4,297	
September	5,510	
October	6,441	
November	7,865	
December	9,043	
January	9,931	
February	11,340	
March	12,467	
April	12,877	
May	12,881	
June	12,879	

### QUALITY

	Quantity	Base Number	Contract	AT	Region	England
% of FP17s for the same patient ID Re-attending within 3 months - Children	26	360	7.2%	10.6%	11.3%	11.5%
% of FP17s for the same patient ID Re-attending within 3 months - Adults	128	810	15.8%	14.5%	14.9%	15.4%
% of FP17s for the same patient ID Re-attending between 3 & 9 months - Children	87	360	24.2%	58.1%	60.0%	58.9%
% of FP17s for the same patient ID Re-attending between 3 & 9 months - Adults	211	810	26.0%	49.3%	52.6%	51.6%
% of FP17s for Band 1 Urgent Courses	159	1,017	15.6%	8.9%	7.9%	8.9%
% of FP17s Relating to Free Repair or Replacements	11	1,017	1.1%	0.7%	0.8%	0.8%
% of FP17s Relating to Continuations	1	1,017	0.1%	0.8%	0.9%	0.9%
% of Patients satisfied with the dentistry they have received	2	2	N/A	93.6%	93.2%	93.2%
% of Patients satisfied with the time they had to wait for an appointment	2	2	N/A	87.7%	89.1%	88.8%

\* This is based on patients treated on this contract for their most recent course of treatment. Figures in italics indicate the base number of FP17s or Patient Questionnaire responses are less than 100. N/A is shown where the base number of responses is less than 10 during the period. % is calculated as Quantity/Base number\*100

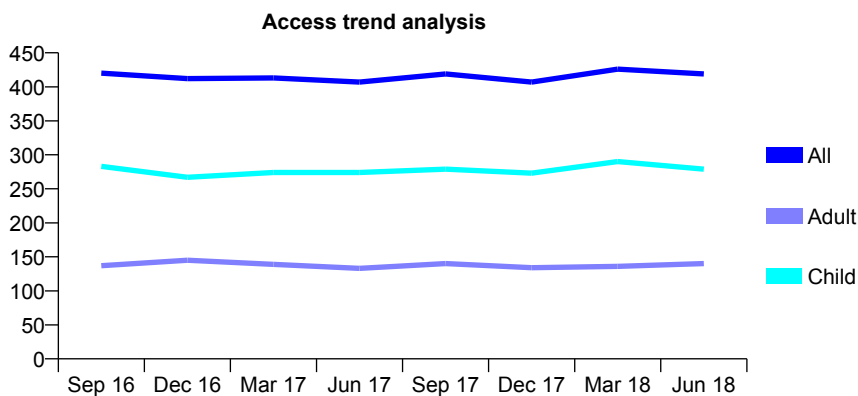
## Q58 - Vital Signs At a Glance Contract Report for 309508/0001 - June 2018

Name or company name	MR AR MULLISH
Contract type name	GDS Contract
Purpose of contract	General
Contract start date	01/04/2006
Contract end date	

18/19 Contracted general activity (UDA)	773
Carry forward general activity (UDA)	0
18/19 Contracted orthodontic activity (UOA)	0
Carry forward orthodontic activity (UOA)	0
Baseline contract value	£21,518.94

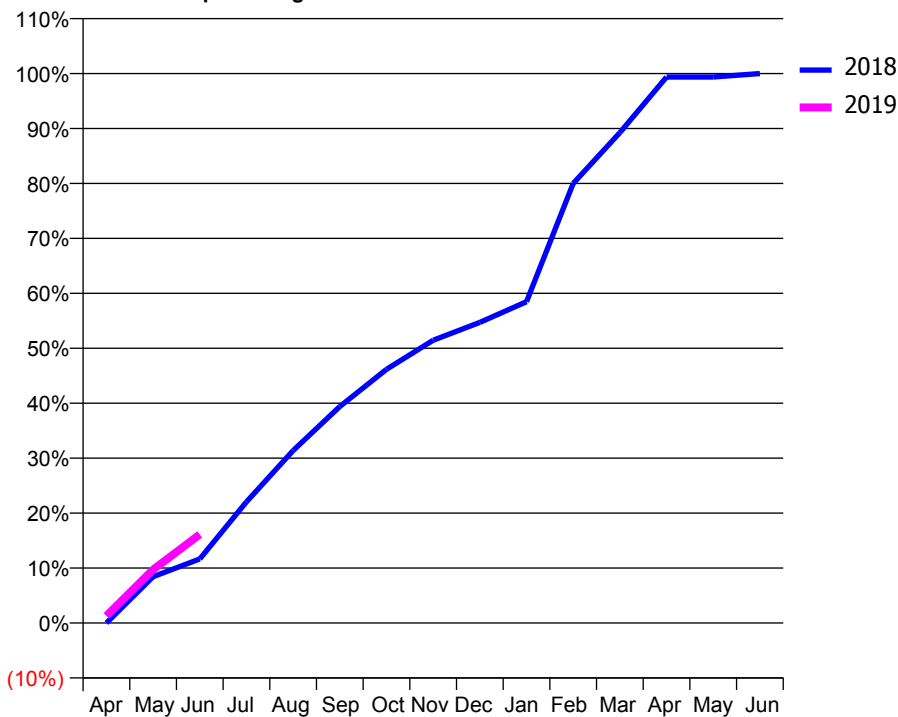
### ACCESS\*

Patients seen in 24 months	Total	Change since previous quarter
Quarter ending June 2017	407	
Quarter ending September 2017	419	↑
Quarter ending December 2017	407	↓
Quarter ending March 2018	426	↑
Quarter ending June 2018	419	↓
<b>Variance since June 2017</b>	<b>2.9%</b>	<b>↑</b>



### ACTIVITY

Cumulative percentage of contracted UDA delivered 2018 & 2019



Month	Adjusted Scheduled Activity (UDA)	
	2018	2019
April	0	10
May	65	75
June	90	125
July	170	
August	243	
September	305	
October	357	
November	398	
December	423	
January	452	
February	618	
March	690	
April	768	
May	768	
June	773	

### QUALITY

	Quantity	Base Number	Contract	AT	Region	England
% of FP17s for the same patient ID Re-attending within 3 months - Children	5	90	5.6%	10.6%	11.3%	11.5%
% of FP17s for the same patient ID Re-attending within 3 months - Adults	8	43	18.6%	14.5%	14.9%	15.4%
% of FP17s for the same patient ID Re-attending between 3 & 9 months - Children	44	90	48.9%	58.1%	60.0%	58.9%
% of FP17s for the same patient ID Re-attending between 3 & 9 months - Adults	13	43	30.2%	49.3%	52.6%	51.6%
% of FP17s for Band 1 Urgent Courses	3	83	3.6%	8.9%	7.9%	8.9%
% of FP17s Relating to Free Repair or Replacements	0	83	0.0%	0.7%	0.8%	0.8%
% of FP17s Relating to Continuations	0	83	0.0%	0.8%	0.9%	0.9%
% of Patients satisfied with the dentistry they have received	0	0	N/A	93.6%	93.2%	93.2%
% of Patients satisfied with the time they had to wait for an appointment	0	0	N/A	87.7%	89.1%	88.8%

\* This is based on patients treated on this contract for their most recent course of treatment. Figures in italics indicate the base number of FP17s or Patient Questionnaire responses are less than 100. N/A is shown where the base number of responses is less than 10 during the period. % is calculated as Quantity/Base number\*100

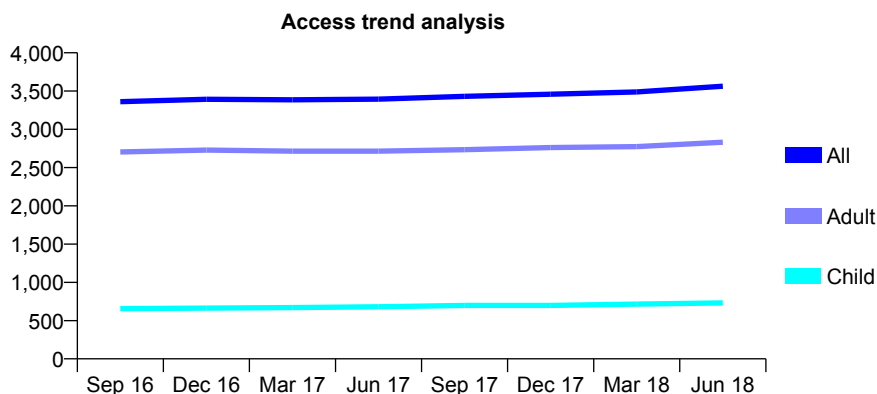
## Q58 - Vital Signs At a Glance Contract Report for 310026/0001 - June 2018

Name or company name	Burnawn House Dental Practice
Contract type name	GDS Contract
Purpose of contract	General
Contract start date	01/04/2006
Contract end date	

18/19 Contracted general activity (UDA)	8,414
Carry forward general activity (UDA)	0
18/19 Contracted orthodontic activity (UOA)	0
Carry forward orthodontic activity (UOA)	0
Baseline contract value	£246,464.17

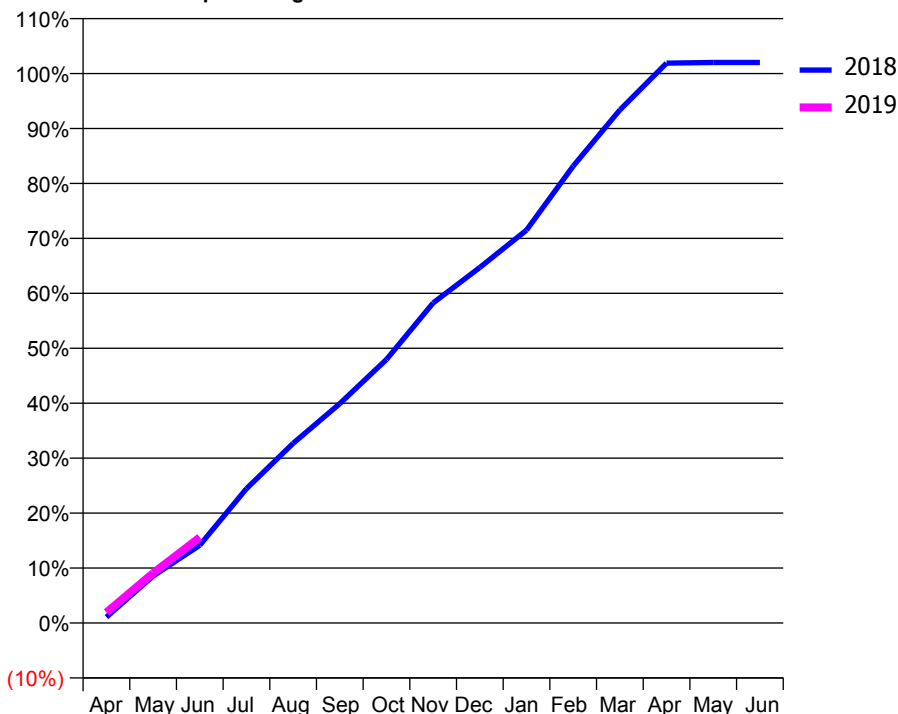
### ACCESS\*

Patients seen in 24 months	Total	Change since previous quarter
Quarter ending June 2017	3,395	
Quarter ending September 2017	3,431	→
Quarter ending December 2017	3,459	→
Quarter ending March 2018	3,489	→
Quarter ending June 2018	3,563	↑
<b>Variance since June 2017</b>	<b>4.9%</b>	<b>↑</b>



### ACTIVITY

Cumulative percentage of contracted UDA delivered 2018 & 2019



Adjusted Scheduled Activity (UDA)

Month	2018	2019
April	91	162
May	720	764
June	1,192	1,312
July	2,058	
August	2,751	
September	3,359	
October	4,035	
November	4,902	
December	5,445	
January	6,017	
February	6,997	
March	7,856	
April	8,573	
May	8,583	
June	8,583	

### QUALITY

	Quantity	Base Number	Contract	AT	Region	England
% of FP17s for the same patient ID Re-attending within 3 months - Children	9	210	4.3%	10.6%	11.3%	11.5%
% of FP17s for the same patient ID Re-attending within 3 months - Adults	81	812	10.0%	14.5%	14.9%	15.4%
% of FP17s for the same patient ID Re-attending between 3 & 9 months - Children	101	210	48.1%	58.1%	60.0%	58.9%
% of FP17s for the same patient ID Re-attending between 3 & 9 months - Adults	359	812	44.2%	49.3%	52.6%	51.6%
% of FP17s for Band 1 Urgent Courses	16	667	2.4%	8.9%	7.9%	8.9%
% of FP17s Relating to Free Repair or Replacements	14	667	2.1%	0.7%	0.8%	0.8%
% of FP17s Relating to Continuations	8	667	1.2%	0.8%	0.9%	0.9%
% of Patients satisfied with the dentistry they have received	8	8	N/A	93.6%	93.2%	93.2%
% of Patients satisfied with the time they had to wait for an appointment	7	8	N/A	87.7%	89.1%	88.8%

\* This is based on patients treated on this contract for their most recent course of treatment. Figures in italics indicate the base number of FP17s or Patient Questionnaire responses are less than 100. N/A is shown where the base number of responses is less than 10 during the period. % is calculated as Quantity/Base number\*100

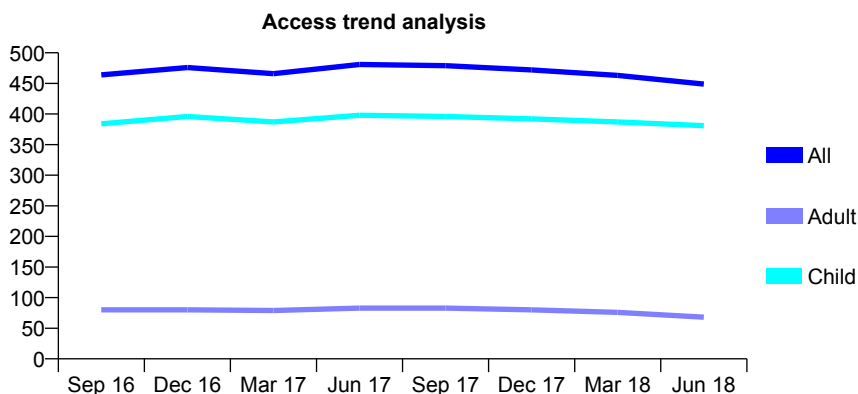
## Q58 - Vital Signs At a Glance Contract Report for 318981/0001 - June 2018

Name or company name	MR A CHARLES-KARIEL
Contract type name	GDS Contract
Purpose of contract	General
Contract start date	01/04/2006
Contract end date	

18/19 Contracted general activity (UDA)	800
Carry forward general activity (UDA)	0
18/19 Contracted orthodontic activity (UOA)	0
Carry forward orthodontic activity (UOA)	0
Baseline contract value	£27,729.05

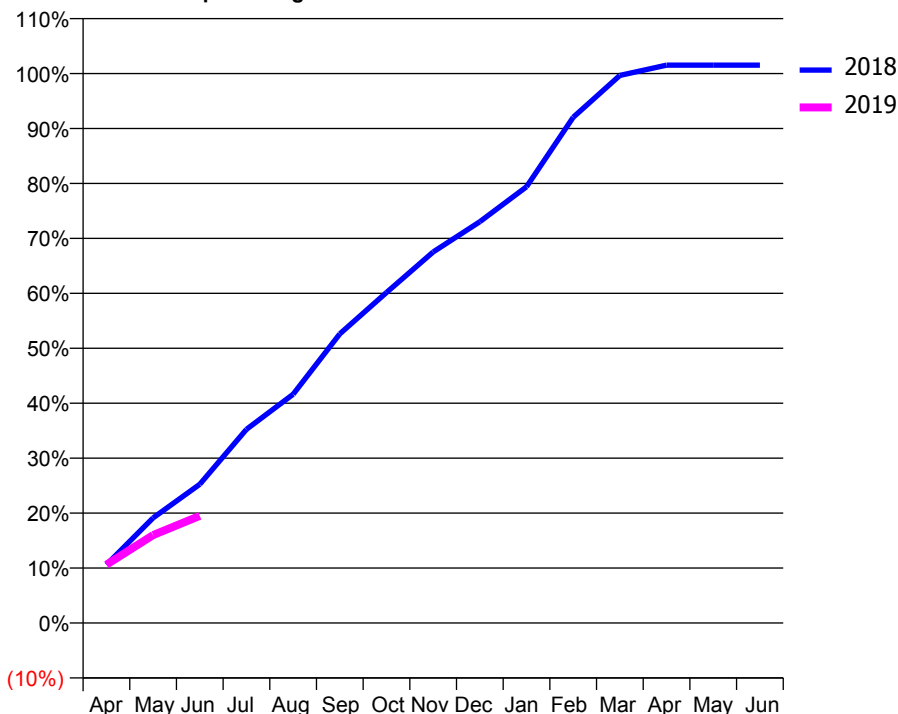
### ACCESS\*

Patients seen in 24 months	Total	Change since previous quarter
Quarter ending June 2017	481	
Quarter ending September 2017	479	→
Quarter ending December 2017	472	↓
Quarter ending March 2018	463	↓
Quarter ending June 2018	449	↓
<b>Variance since June 2017</b>	<b>(6.7%)</b>	<b>↓</b>



### ACTIVITY

Cumulative percentage of contracted UDA delivered 2018 & 2019



Month	Adjusted Scheduled Activity (UDA)	
	2018	2019
April	85	85
May	153	128
June	202	156
July	282	
August	333	
September	421	
October	481	
November	540	
December	584	
January	635	
February	736	
March	797	
April	812	
May	812	
June	812	

### QUALITY

	Quantity	Base Number	Contract	AT	Region	England
% of FP17s for the same patient ID Re-attending within 3 months - Children	7	115	6.1%	10.6%	11.3%	11.5%
% of FP17s for the same patient ID Re-attending within 3 months - Adults	0	8	0.0%	14.5%	14.9%	15.4%
% of FP17s for the same patient ID Re-attending between 3 & 9 months - Children	59	115	51.3%	58.1%	60.0%	58.9%
% of FP17s for the same patient ID Re-attending between 3 & 9 months - Adults	7	8	87.5%	49.3%	52.6%	51.6%
% of FP17s for Band 1 Urgent Courses	0	112	0.0%	8.9%	7.9%	8.9%
% of FP17s Relating to Free Repair or Replacements	0	112	0.0%	0.7%	0.8%	0.8%
% of FP17s Relating to Continuations	0	112	0.0%	0.8%	0.9%	0.9%
% of Patients satisfied with the dentistry they have received	0	0	N/A	93.6%	93.2%	93.2%
% of Patients satisfied with the time they had to wait for an appointment	0	0	N/A	87.7%	89.1%	88.8%

\* This is based on patients treated on this contract for their most recent course of treatment. Figures in italics indicate the base number of FP17s or Patient Questionnaire responses are less than 100. N/A is shown where the base number of responses is less than 10 during the period. % is calculated as Quantity/Base number\*100



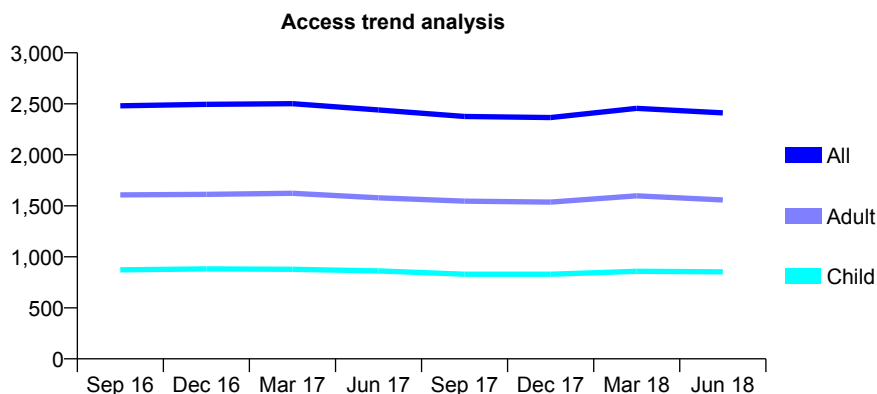
## Q58 - Vital Signs At a Glance Contract Report for 327034/0001 - June 2018

Name or company name	MRS Y RATANSHI
Contract type name	GDS Contract
Purpose of contract	General
Contract start date	01/04/2006
Contract end date	

18/19 Contracted general activity (UDA)	6,500
Carry forward general activity (UDA)	0
18/19 Contracted orthodontic activity (UOA)	0
Carry forward orthodontic activity (UOA)	0
Baseline contract value	£166,345.03

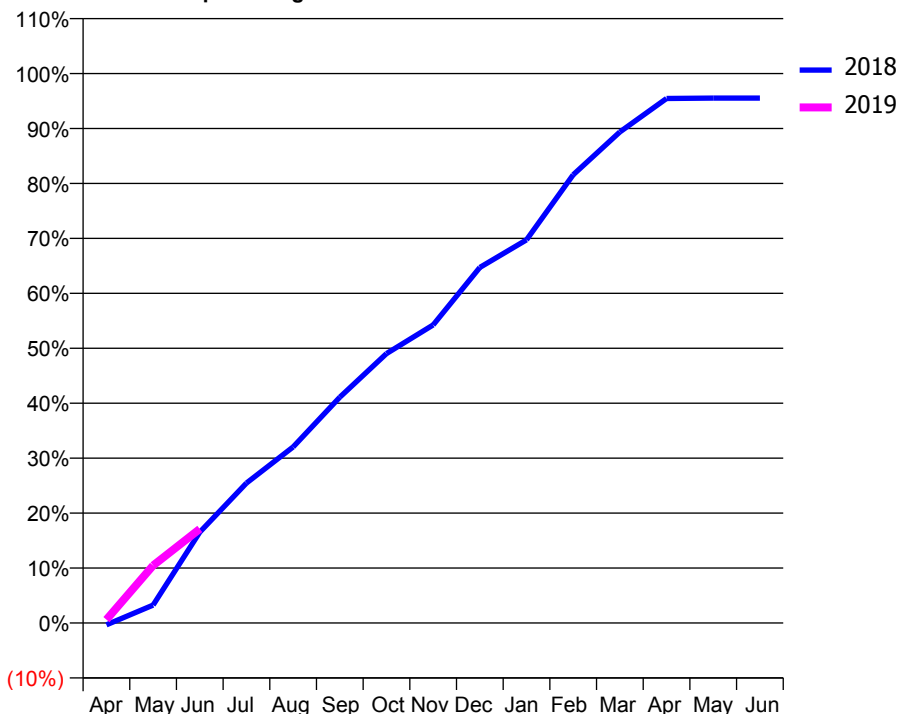
### ACCESS\*

Patients seen in 24 months	Total	Change since previous quarter
Quarter ending June 2017	2,440	
Quarter ending September 2017	2,376	↓
Quarter ending December 2017	2,365	→
Quarter ending March 2018	2,456	↑
Quarter ending June 2018	2,411	↓
<b>Variance since June 2017</b>	<b>(1.2%)</b>	<b>↓</b>



### ACTIVITY

Cumulative percentage of contracted UDA delivered 2018 & 2019



Adjusted Scheduled Activity (UDA)

Month	2018	2019
April	-23	40
May	212	681
June	1,074	1,114
July	1,656	
August	2,083	
September	2,672	
October	3,187	
November	3,525	
December	4,207	
January	4,533	
February	5,303	
March	5,808	
April	6,204	
May	6,210	
June	6,210	

### QUALITY

	Quantity	Base Number	Contract	AT	Region	England
% of FP17s for the same patient ID Re-attending within 3 months - Children	23	363	6.3%	10.6%	11.3%	11.5%
% of FP17s for the same patient ID Re-attending within 3 months - Adults	56	514	10.9%	14.5%	14.9%	15.4%
% of FP17s for the same patient ID Re-attending between 3 & 9 months - Children	256	363	70.5%	58.1%	60.0%	58.9%
% of FP17s for the same patient ID Re-attending between 3 & 9 months - Adults	239	514	46.5%	49.3%	52.6%	51.6%
% of FP17s for Band 1 Urgent Courses	43	670	6.4%	8.9%	7.9%	8.9%
% of FP17s Relating to Free Repair or Replacements	2	670	0.3%	0.7%	0.8%	0.8%
% of FP17s Relating to Continuations	6	670	0.9%	0.8%	0.9%	0.9%
% of Patients satisfied with the dentistry they have received	1	1	N/A	93.6%	93.2%	93.2%
% of Patients satisfied with the time they had to wait for an appointment	0	1	N/A	87.7%	89.1%	88.8%

\* This is based on patients treated on this contract for their most recent course of treatment. Figures in italics indicate the base number of FP17s or Patient Questionnaire responses are less than 100. N/A is shown where the base number of responses is less than 10 during the period. % is calculated as Quantity/Base number\*100

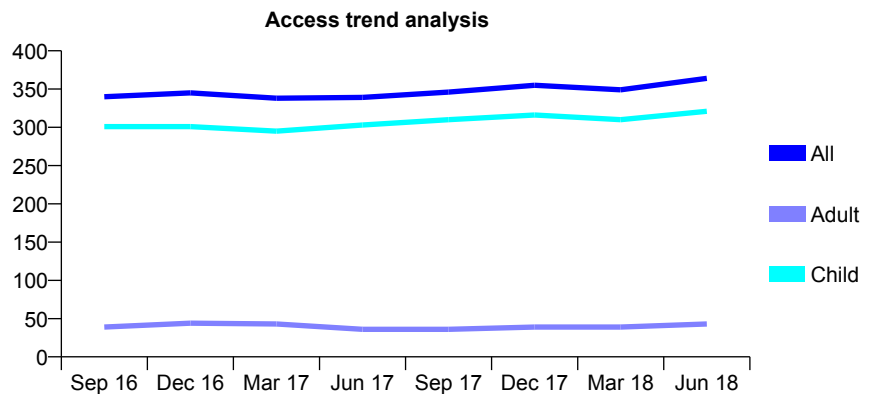
## Q58 - Vital Signs At a Glance Contract Report for 328103/0001 - June 2018

Name or company name	MR MD ELVINS
Contract type name	GDS Contract
Purpose of contract	General
Contract start date	01/04/2006
Contract end date	

18/19 Contracted general activity (UDA)	550
Carry forward general activity (UDA)	0
18/19 Contracted orthodontic activity (UOA)	0
Carry forward orthodontic activity (UOA)	0
Baseline contract value	£13,327.22

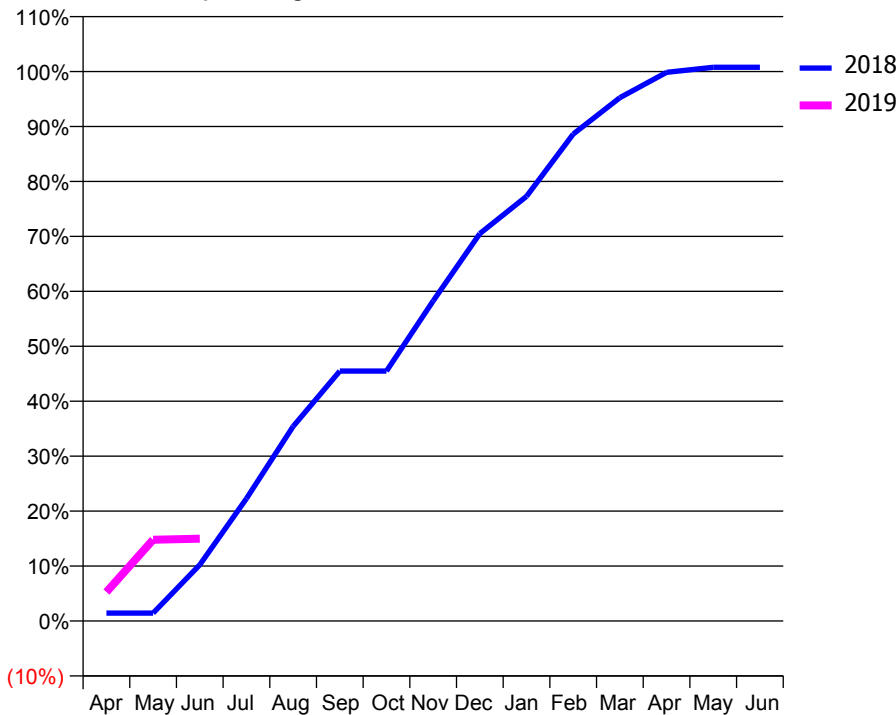
### ACCESS\*

Patients seen in 24 months	Total	Change since previous quarter
Quarter ending June 2017	339	
Quarter ending September 2017	346	↑
Quarter ending December 2017	355	↑
Quarter ending March 2018	349	↓
Quarter ending June 2018	364	↑
<b>Variance since June 2017</b>	<b>7.4%</b>	<b>↑</b>



### ACTIVITY

Cumulative percentage of contracted UDA delivered 2018 & 2019



Month	Adjusted Scheduled Activity (UDA)	
	2018	2019
April	8	29
May	8	81
June	56	82
July	123	
August	195	
September	250	
October	250	
November	320	
December	388	
January	425	
February	487	
March	524	
April	549	
May	554	
June	554	

### QUALITY

	Quantity	Base Number	Contract	AT	Region	England
% of FP17s for the same patient ID Re-attending within 3 months - Children	3	90	3.3%	10.6%	11.3%	11.5%
% of FP17s for the same patient ID Re-attending within 3 months - Adults	0	3	0.0%	14.5%	14.9%	15.4%
% of FP17s for the same patient ID Re-attending between 3 & 9 months - Children	40	90	44.4%	58.1%	60.0%	58.9%
% of FP17s for the same patient ID Re-attending between 3 & 9 months - Adults	2	3	66.7%	49.3%	52.6%	51.6%
% of FP17s for Band 1 Urgent Courses	2	64	3.1%	8.9%	7.9%	8.9%
% of FP17s Relating to Free Repair or Replacements	0	64	0.0%	0.7%	0.8%	0.8%
% of FP17s Relating to Continuations	0	64	0.0%	0.8%	0.9%	0.9%
% of Patients satisfied with the dentistry they have received	0	0	N/A	93.6%	93.2%	93.2%
% of Patients satisfied with the time they had to wait for an appointment	0	0	N/A	87.7%	89.1%	88.8%

\* This is based on patients treated on this contract for their most recent course of treatment. Figures in italics indicate the base number of FP17s or Patient Questionnaire responses are less than 100. N/A is shown where the base number of responses is less than 10 during the period. % is calculated as Quantity/Base number\*100

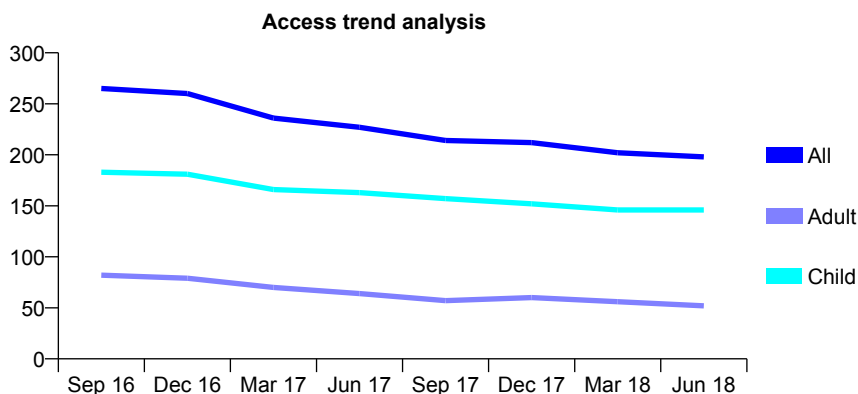
## Q58 - Vital Signs At a Glance Contract Report for 328111/0003 - June 2018

Name or company name	MR NA GHULAM
Contract type name	GDS Contract
Purpose of contract	General
Contract start date	04/05/2012
Contract end date	

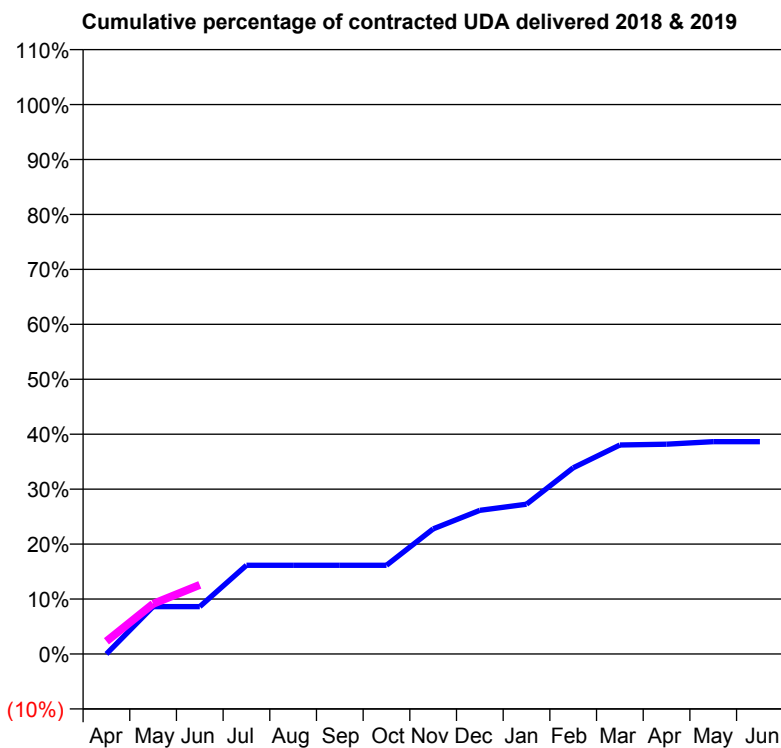
18/19 Contracted general activity (UDA)	650
Carry forward general activity (UDA)	0
18/19 Contracted orthodontic activity (UOA)	0
Carry forward orthodontic activity (UOA)	0
Baseline contract value	£15,121.57

### ACCESS\*

Patients seen in 24 months	Total	Change since previous quarter
Quarter ending June 2017	227	
Quarter ending September 2017	214	↓
Quarter ending December 2017	212	→
Quarter ending March 2018	202	↓
Quarter ending June 2018	198	↓
<b>Variance since June 2017</b>	<b>(12.8%)</b>	<b>↓</b>



### ACTIVITY



Month	Adjusted Scheduled Activity (UDA)	
	2018	2019
April	0	15
May	56	59
June	56	82
July	105	
August	105	
September	105	
October	105	
November	148	
December	170	
January	177	
February	220	
March	247	
April	248	
May	251	
June	251	

### QUALITY

	Quantity	Base Number	Contract	AT	Region	England
% of FP17s for the same patient ID Re-attending within 3 months - Children	4	55	7.3%	10.6%	11.3%	11.5%
% of FP17s for the same patient ID Re-attending within 3 months - Adults	1	7	14.3%	14.5%	14.9%	15.4%
% of FP17s for the same patient ID Re-attending between 3 & 9 months - Children	10	55	18.2%	58.1%	60.0%	58.9%
% of FP17s for the same patient ID Re-attending between 3 & 9 months - Adults	0	7	0.0%	49.3%	52.6%	51.6%
% of FP17s for Band 1 Urgent Courses	4	57	7.0%	8.9%	7.9%	8.9%
% of FP17s Relating to Free Repair or Replacements	0	57	0.0%	0.7%	0.8%	0.8%
% of FP17s Relating to Continuations	0	57	0.0%	0.8%	0.9%	0.9%
% of Patients satisfied with the dentistry they have received	0	0	N/A	93.6%	93.2%	93.2%
% of Patients satisfied with the time they had to wait for an appointment	0	0	N/A	87.7%	89.1%	88.8%

\* This is based on patients treated on this contract for their most recent course of treatment. Figures in italics indicate the base number of FP17s or Patient Questionnaire responses are less than 100. N/A is shown where the base number of responses is less than 10 during the period. % is calculated as Quantity/Base number\*100

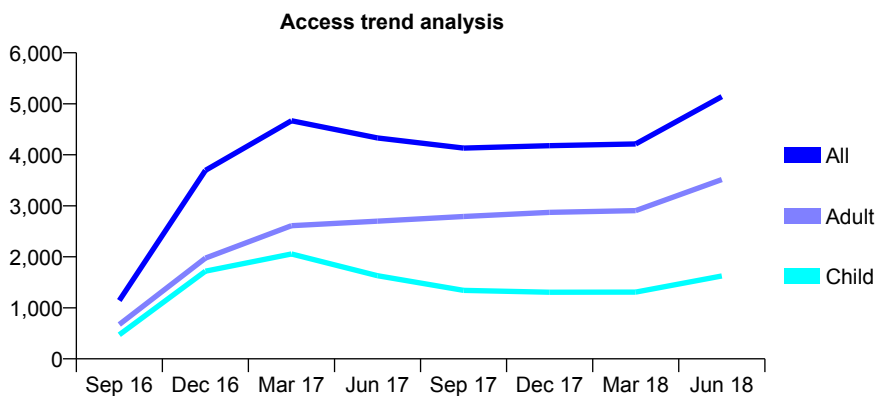
## Q58 - Vital Signs At a Glance Contract Report for 333107/0006 - June 2018

Name or company name	MR SS BHANDAL
Contract type name	GDS Contract
Purpose of contract	General
Contract start date	01/01/2015
Contract end date	

18/19 Contracted general activity (UDA)	11,341
Carry forward general activity (UDA)	0
18/19 Contracted orthodontic activity (UOA)	0
Carry forward orthodontic activity (UOA)	0
Baseline contract value	£318,369.76

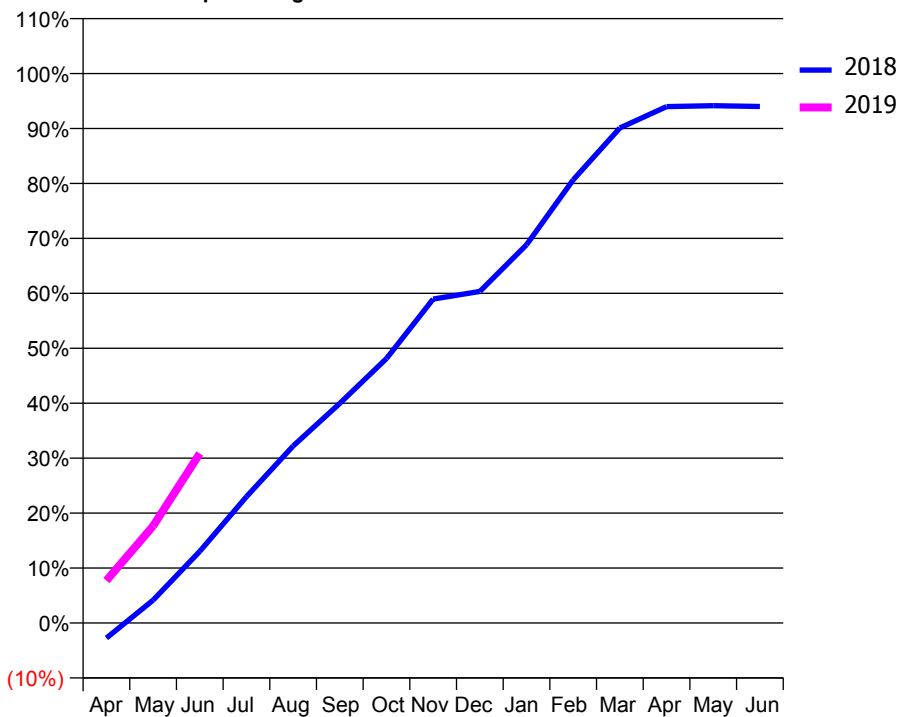
### ACCESS\*

Patients seen in 24 months	Total	Change since previous quarter
Quarter ending June 2017	4,330	
Quarter ending September 2017	4,133	↓
Quarter ending December 2017	4,179	→
Quarter ending March 2018	4,214	→
Quarter ending June 2018	5,140	↑
<b>Variance since June 2017</b>	<b>18.7%</b>	<b>↑</b>



### ACTIVITY

Cumulative percentage of contracted UDA delivered 2018 & 2019



Month	2018	2019
April	-313	878
May	471	2,001
June	1,480	3,498
July	2,609	
August	3,654	
September	4,533	
October	5,459	
November	6,685	
December	6,843	
January	7,807	
February	9,147	
March	10,217	
April	10,658	
May	10,677	
June	10,660	

### QUALITY

	Quantity	Base Number	Contract	AT	Region	England
% of FP17s for the same patient ID Re-attending within 3 months - Children	37	727	5.1%	10.6%	11.3%	11.5%
% of FP17s for the same patient ID Re-attending within 3 months - Adults	60	1,096	5.5%	14.5%	14.9%	15.4%
% of FP17s for the same patient ID Re-attending between 3 & 9 months - Children	236	727	32.5%	58.1%	60.0%	58.9%
% of FP17s for the same patient ID Re-attending between 3 & 9 months - Adults	234	1,096	21.4%	49.3%	52.6%	51.6%
% of FP17s for Band 1 Urgent Courses	92	1,606	5.7%	8.9%	7.9%	8.9%
% of FP17s Relating to Free Repair or Replacements	6	1,606	0.4%	0.7%	0.8%	0.8%
% of FP17s Relating to Continuations	1	1,606	0.1%	0.8%	0.9%	0.9%
% of Patients satisfied with the dentistry they have received	3	4	N/A	93.6%	93.2%	93.2%
% of Patients satisfied with the time they had to wait for an appointment	4	4	N/A	87.7%	89.1%	88.8%

\* This is based on patients treated on this contract for their most recent course of treatment. Figures in italics indicate the base number of FP17s or Patient Questionnaire responses are less than 100. N/A is shown where the base number of responses is less than 10 during the period. % is calculated as Quantity/Base number\*100

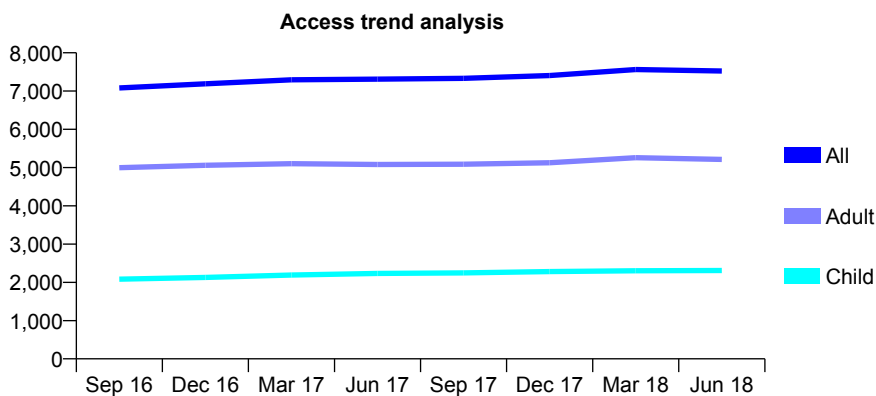
## Q58 - Vital Signs At a Glance Contract Report for 333875/0001 - June 2018

Name or company name	MR A SHAH
Contract type name	GDS Contract
Purpose of contract	General
Contract start date	01/04/2006
Contract end date	

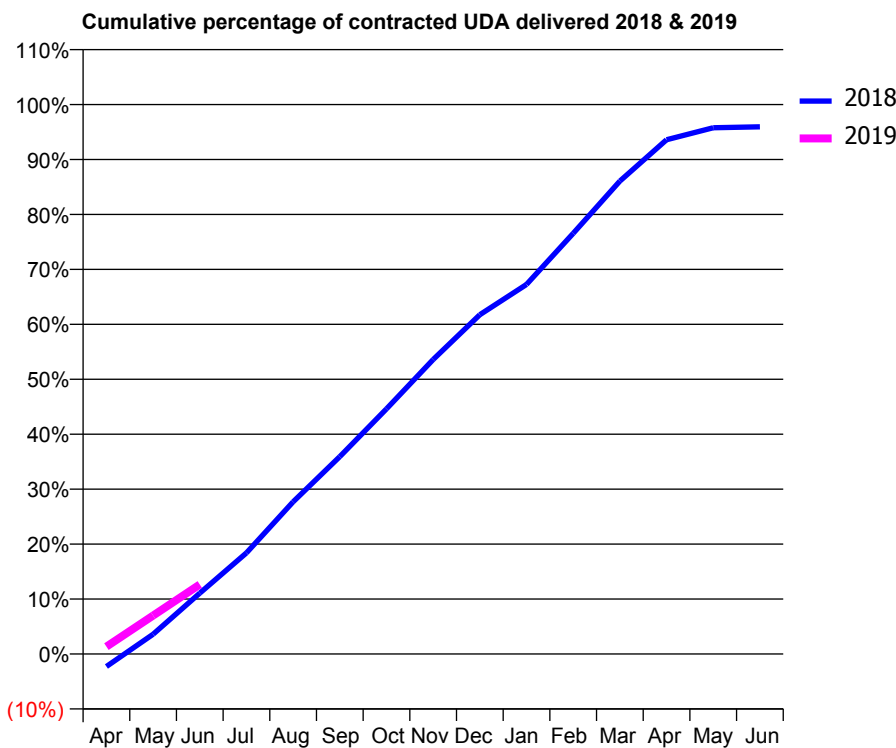
18/19 Contracted general activity (UDA)	19,211
Carry forward general activity (UDA)	0
18/19 Contracted orthodontic activity (UOA)	0
Carry forward orthodontic activity (UOA)	0
Baseline contract value	£598,318.61

### ACCESS\*

Patients seen in 24 months	Total	Change since previous quarter
Quarter ending June 2017	7,312	
Quarter ending September 2017	7,334	→
Quarter ending December 2017	7,406	→
Quarter ending March 2018	7,562	↑
Quarter ending June 2018	7,524	→
<b>Variance since June 2017</b>	<b>2.9%</b>	<b>↑</b>



### ACTIVITY



Month	Adjusted Scheduled Activity (UDA)	
	2018	2019
April	-442	257
May	692	1,344
June	2,130	2,429
July	3,534	
August	5,322	
September	6,902	
October	8,573	
November	10,298	
December	11,863	
January	12,920	
February	14,705	
March	16,532	
April	17,977	
May	18,400	
June	18,431	

### QUALITY

	Quantity	Base Number	Contract	AT	Region	England
% of FP17s for the same patient ID Re-attending within 3 months - Children	56	756	7.4%	10.6%	11.3%	11.5%
% of FP17s for the same patient ID Re-attending within 3 months - Adults	235	1,479	15.9%	14.5%	14.9%	15.4%
% of FP17s for the same patient ID Re-attending between 3 & 9 months - Children	389	756	51.5%	58.1%	60.0%	58.9%
% of FP17s for the same patient ID Re-attending between 3 & 9 months - Adults	595	1,479	40.2%	49.3%	52.6%	51.6%
% of FP17s for Band 1 Urgent Courses	60	1,389	4.3%	8.9%	7.9%	8.9%
% of FP17s Relating to Free Repair or Replacements	12	1,389	0.9%	0.7%	0.8%	0.8%
% of FP17s Relating to Continuations	46	1,389	3.3%	0.8%	0.9%	0.9%
% of Patients satisfied with the dentistry they have received	1	1	N/A	93.6%	93.2%	93.2%
% of Patients satisfied with the time they had to wait for an appointment	1	1	N/A	87.7%	89.1%	88.8%

\* This is based on patients treated on this contract for their most recent course of treatment. Figures in italics indicate the base number of FP17s or Patient Questionnaire responses are less than 100. N/A is shown where the base number of responses is less than 10 during the period. % is calculated as Quantity/Base number\*100

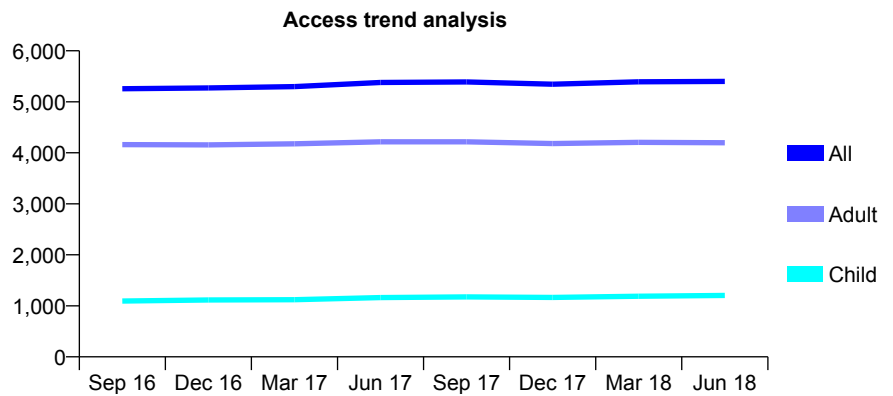
## Q58 - Vital Signs At a Glance Contract Report for 335088/0001 - June 2018

Name or company name	Hydean Dental Practice
Contract type name	GDS Contract
Purpose of contract	General
Contract start date	01/04/2006
Contract end date	

18/19 Contracted general activity (UDA)	16,668
Carry forward general activity (UDA)	0
18/19 Contracted orthodontic activity (UOA)	0
Carry forward orthodontic activity (UOA)	0
Baseline contract value	£457,792.94

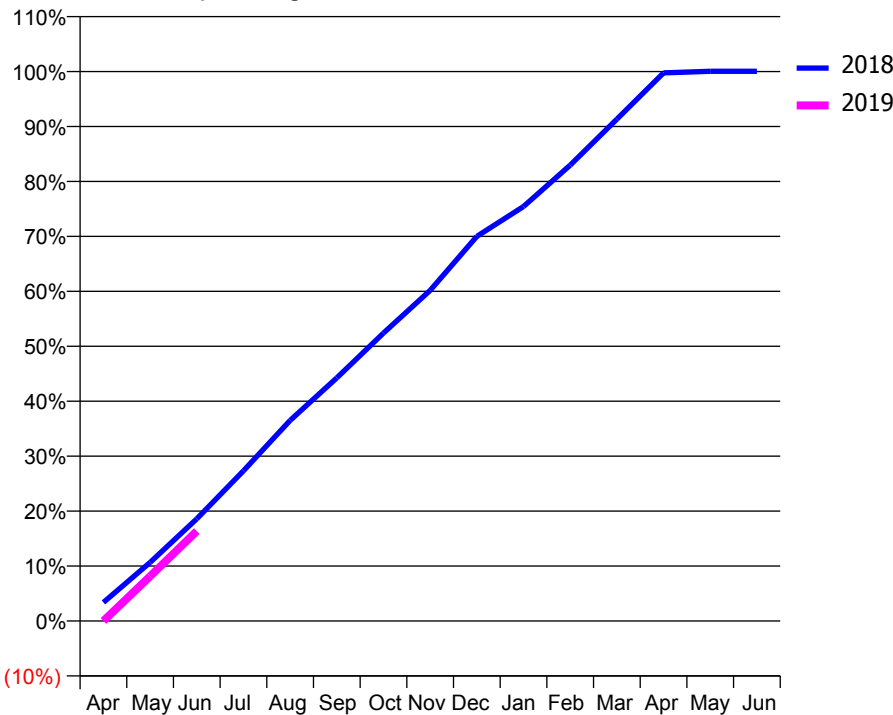
### ACCESS\*

Patients seen in 24 months	Total	Change since previous quarter
Quarter ending June 2017	5,379	
Quarter ending September 2017	5,390	→
Quarter ending December 2017	5,345	→
Quarter ending March 2018	5,393	→
Quarter ending June 2018	5,401	→
<b>Variance since June 2017</b>	<b>0.4%</b>	<b>→</b>



### ACTIVITY

Cumulative percentage of contracted UDA delivered 2018 & 2019



Month	Adjusted Scheduled Activity (UDA)	
	2018	2019
April	566	1
May	1,776	1,357
June	3,100	2,728
July	4,558	
August	6,087	
September	7,377	
October	8,733	
November	10,030	
December	11,666	
January	12,573	
February	13,826	
March	15,221	
April	16,628	
May	16,676	
June	16,676	

### QUALITY

	Quantity	Base Number	Contract	AT	Region	England
% of FP17s for the same patient ID Re-attending within 3 months - Children	17	432	3.9%	10.6%	11.3%	11.5%
% of FP17s for the same patient ID Re-attending within 3 months - Adults	163	1,745	9.3%	14.5%	14.9%	15.4%
% of FP17s for the same patient ID Re-attending between 3 & 9 months - Children	242	432	56.0%	58.1%	60.0%	58.9%
% of FP17s for the same patient ID Re-attending between 3 & 9 months - Adults	1,120	1,745	64.2%	49.3%	52.6%	51.6%
% of FP17s for Band 1 Urgent Courses	95	1,454	6.5%	8.9%	7.9%	8.9%
% of FP17s Relating to Free Repair or Replacements	11	1,454	0.8%	0.7%	0.8%	0.8%
% of FP17s Relating to Continuations	11	1,454	0.8%	0.8%	0.9%	0.9%
% of Patients satisfied with the dentistry they have received	6	6	N/A	93.6%	93.2%	93.2%
% of Patients satisfied with the time they had to wait for an appointment	6	6	N/A	87.7%	89.1%	88.8%

\* This is based on patients treated on this contract for their most recent course of treatment. Figures in italics indicate the base number of FP17s or Patient Questionnaire responses are less than 100. N/A is shown where the base number of responses is less than 10 during the period. % is calculated as Quantity/Base number\*100

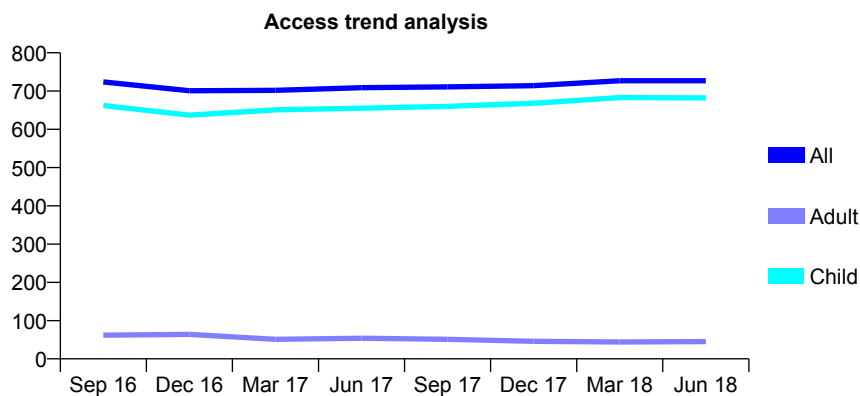
## Q58 - Vital Signs At a Glance Contract Report for 335290/0001 - June 2018

Name or company name	MR VA PATEL
Contract type name	GDS Contract
Purpose of contract	General
Contract start date	01/04/2006
Contract end date	

18/19 Contracted general activity (UDA)	1,293
Carry forward general activity (UDA)	0
18/19 Contracted orthodontic activity (UOA)	0
Carry forward orthodontic activity (UOA)	0
Baseline contract value	£35,896.31

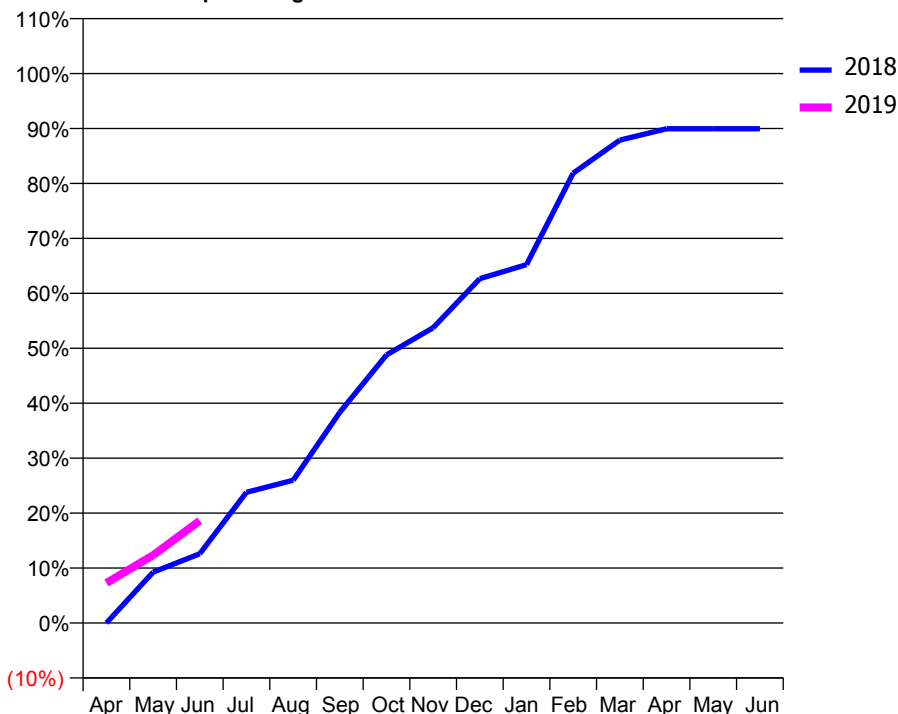
### ACCESS\*

Patients seen in 24 months	Total	Change since previous quarter
Quarter ending June 2017	709	
Quarter ending September 2017	711	→
Quarter ending December 2017	714	→
Quarter ending March 2018	727	→
Quarter ending June 2018	727	→
<b>Variance since June 2017</b>	<b>2.5%</b>	<b>↑</b>



### ACTIVITY

Cumulative percentage of contracted UDA delivered 2018 & 2019



Month	Adjusted Scheduled Activity (UDA)	
	2018	2019
April	0	94
May	120	160
June	163	241
July	308	
August	336	
September	496	
October	631	
November	695	
December	810	
January	843	
February	1,058	
March	1,136	
April	1,163	
May	1,163	
June	1,163	

### QUALITY

	Quantity	Base Number	Contract	AT	Region	England
% of FP17s for the same patient ID Re-attending within 3 months - Children	15	198	7.6%	10.6%	11.3%	11.5%
% of FP17s for the same patient ID Re-attending within 3 months - Adults	0	0	N/A	14.5%	14.9%	15.4%
% of FP17s for the same patient ID Re-attending between 3 & 9 months - Children	100	198	50.5%	58.1%	60.0%	58.9%
% of FP17s for the same patient ID Re-attending between 3 & 9 months - Adults	0	0	N/A	49.3%	52.6%	51.6%
% of FP17s for Band 1 Urgent Courses	4	174	2.3%	8.9%	7.9%	8.9%
% of FP17s Relating to Free Repair or Replacements	0	174	0.0%	0.7%	0.8%	0.8%
% of FP17s Relating to Continuations	0	174	0.0%	0.8%	0.9%	0.9%
% of Patients satisfied with the dentistry they have received	0	0	N/A	93.6%	93.2%	93.2%
% of Patients satisfied with the time they had to wait for an appointment	0	0	N/A	87.7%	89.1%	88.8%

\* This is based on patients treated on this contract for their most recent course of treatment. Figures in italics indicate the base number of FP17s or Patient Questionnaire responses are less than 100. N/A is shown where the base number of responses is less than 10 during the period. % is calculated as Quantity/Base number\*100

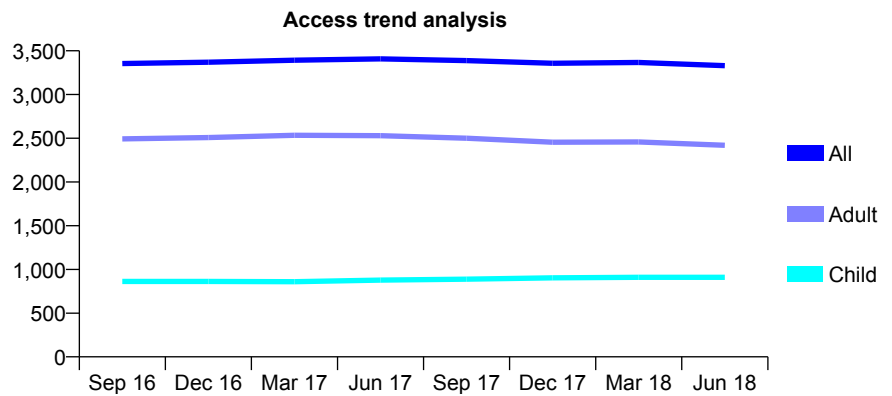
## Q58 - Vital Signs At a Glance Contract Report for 339113/0001 - June 2018

Name or company name	MR A BALKHI
Contract type name	GDS Contract
Purpose of contract	General
Contract start date	01/04/2006
Contract end date	

18/19 Contracted general activity (UDA)	7,361
Carry forward general activity (UDA)	0
18/19 Contracted orthodontic activity (UOA)	0
Carry forward orthodontic activity (UOA)	0
Baseline contract value	£215,923.10

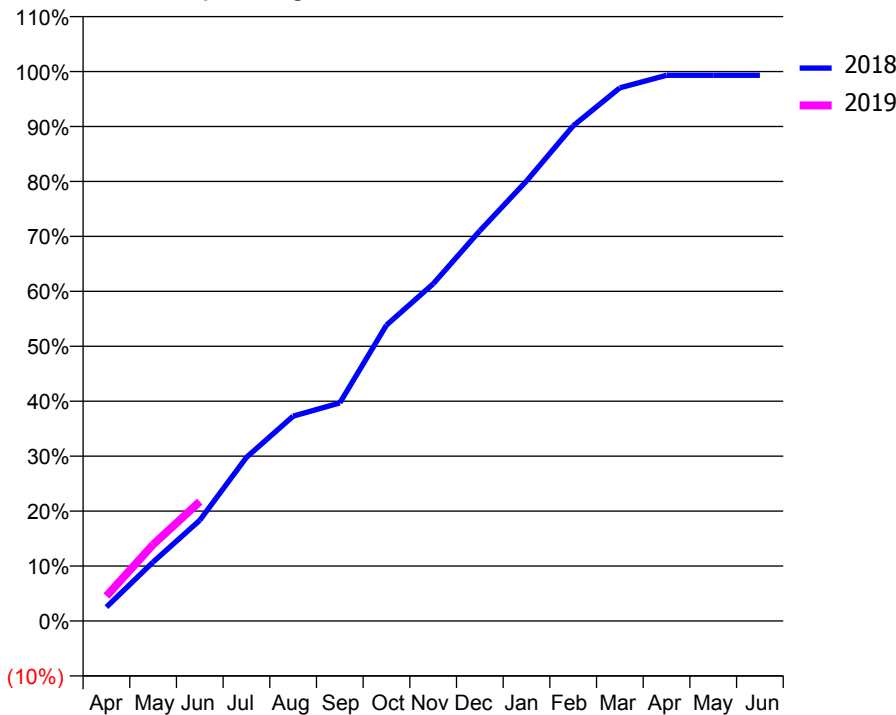
### ACCESS\*

Patients seen in 24 months	Total	Change since previous quarter
Quarter ending June 2017	3,407	
Quarter ending September 2017	3,388	→
Quarter ending December 2017	3,358	→
Quarter ending March 2018	3,367	→
Quarter ending June 2018	3,330	↓
<b>Variance since June 2017</b>	<b>(2.3%)</b>	<b>↓</b>



### ACTIVITY

Cumulative percentage of contracted UDA delivered 2018 & 2019



Adjusted Scheduled Activity (UDA)		
Month	2018	2019
April	187	335
May	791	1,024
June	1,350	1,600
July	2,192	
August	2,744	
September	2,921	
October	3,964	
November	4,517	
December	5,227	
January	5,894	
February	6,633	
March	7,142	
April	7,310	
May	7,310	
June	7,310	

### QUALITY

	Quantity	Base Number	Contract	AT	Region	England
% of FP17s for the same patient ID Re-attending within 3 months - Children	6	316	1.9%	10.6%	11.3%	11.5%
% of FP17s for the same patient ID Re-attending within 3 months - Adults	14	527	2.7%	14.5%	14.9%	15.4%
% of FP17s for the same patient ID Re-attending between 3 & 9 months - Children	199	316	63.0%	58.1%	60.0%	58.9%
% of FP17s for the same patient ID Re-attending between 3 & 9 months - Adults	240	527	45.5%	49.3%	52.6%	51.6%
% of FP17s for Band 1 Urgent Courses	7	753	0.9%	8.9%	7.9%	8.9%
% of FP17s Relating to Free Repair or Replacements	0	753	0.0%	0.7%	0.8%	0.8%
% of FP17s Relating to Continuations	4	753	0.5%	0.8%	0.9%	0.9%
% of Patients satisfied with the dentistry they have received	1	1	N/A	93.6%	93.2%	93.2%
% of Patients satisfied with the time they had to wait for an appointment	1	1	N/A	87.7%	89.1%	88.8%

\* This is based on patients treated on this contract for their most recent course of treatment. Figures in italics indicate the base number of FP17s or Patient Questionnaire responses are less than 100. N/A is shown where the base number of responses is less than 10 during the period. % is calculated as Quantity/Base number\*100



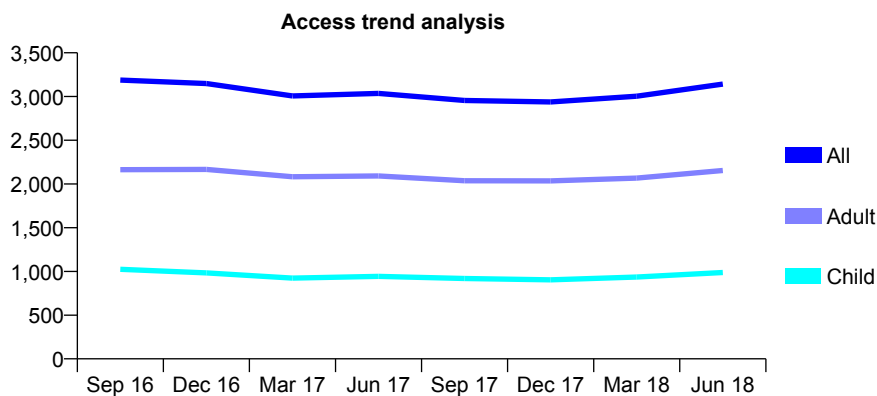
## Q58 - Vital Signs At a Glance Contract Report for 341088/0001 - June 2018

Name or company name	MR A ZAKHARIA
Contract type name	GDS Contract
Purpose of contract	General
Contract start date	01/04/2012
Contract end date	

18/19 Contracted general activity (UDA)	8,322
Carry forward general activity (UDA)	0
18/19 Contracted orthodontic activity (UOA)	0
Carry forward orthodontic activity (UOA)	0
Baseline contract value	£221,273.09

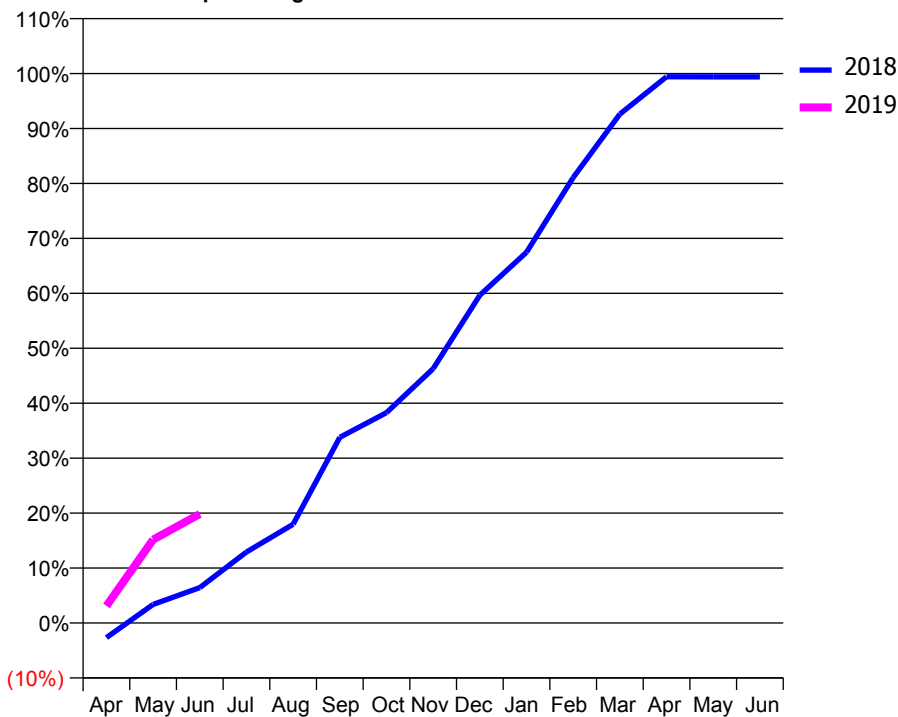
### ACCESS\*

Patients seen in 24 months	Total	Change since previous quarter
Quarter ending June 2017	3,036	
Quarter ending September 2017	2,955	↓
Quarter ending December 2017	2,938	→
Quarter ending March 2018	3,003	↑
Quarter ending June 2018	3,142	↑
<b>Variance since June 2017</b>	<b>3.5%</b>	<b>↑</b>



### ACTIVITY

Cumulative percentage of contracted UDA delivered 2018 & 2019



Adjusted Scheduled Activity (UDA)

Month	2018	2019
April	-223	259
May	281	1,263
June	535	1,650
July	1,076	
August	1,496	
September	2,812	
October	3,186	
November	3,852	
December	4,965	
January	5,615	
February	6,745	
March	7,706	
April	8,273	
May	8,272	
June	8,272	

### QUALITY

	Quantity	Base Number	Contract	AT	Region	England
% of FP17s for the same patient ID Re-attending within 3 months - Children	20	348	5.7%	10.6%	11.3%	11.5%
% of FP17s for the same patient ID Re-attending within 3 months - Adults	98	711	13.8%	14.5%	14.9%	15.4%
% of FP17s for the same patient ID Re-attending between 3 & 9 months - Children	224	348	64.4%	58.1%	60.0%	58.9%
% of FP17s for the same patient ID Re-attending between 3 & 9 months - Adults	401	711	56.4%	49.3%	52.6%	51.6%
% of FP17s for Band 1 Urgent Courses	60	827	7.3%	8.9%	7.9%	8.9%
% of FP17s Relating to Free Repair or Replacements	5	827	0.6%	0.7%	0.8%	0.8%
% of FP17s Relating to Continuations	5	827	0.6%	0.8%	0.9%	0.9%
% of Patients satisfied with the dentistry they have received	7	8	N/A	93.6%	93.2%	93.2%
% of Patients satisfied with the time they had to wait for an appointment	6	8	N/A	87.7%	89.1%	88.8%

\* This is based on patients treated on this contract for their most recent course of treatment. Figures in italics indicate the base number of FP17s or Patient Questionnaire responses are less than 100. N/A is shown where the base number of responses is less than 10 during the period. % is calculated as Quantity/Base number\*100

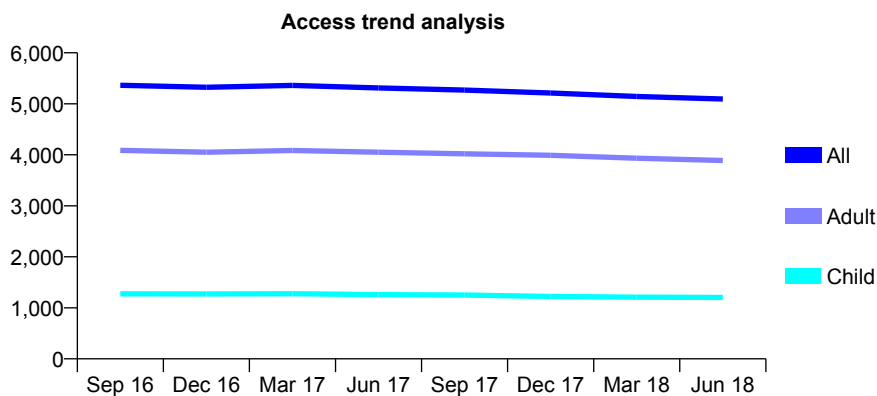
## Q58 - Vital Signs At a Glance Contract Report for 341576/0002 - June 2018

Name or company name	MR J NASSERI TAHERI
Contract type name	GDS Contract
Purpose of contract	General
Contract start date	01/04/2008
Contract end date	

18/19 Contracted general activity (UDA)	18,364
Carry forward general activity (UDA)	0
18/19 Contracted orthodontic activity (UOA)	0
Carry forward orthodontic activity (UOA)	0
Baseline contract value	£433,489.42

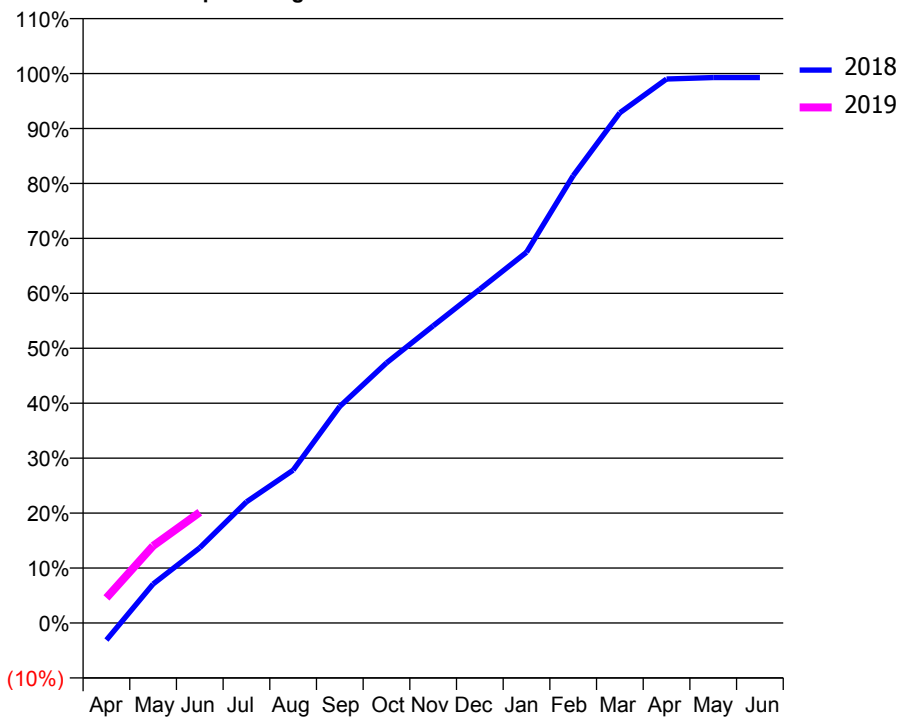
### ACCESS\*

Patients seen in 24 months	Total	Change since previous quarter
Quarter ending June 2017	5,310	
Quarter ending September 2017	5,270	→
Quarter ending December 2017	5,212	↓
Quarter ending March 2018	5,143	↓
Quarter ending June 2018	5,095	→
<b>Variance since June 2017</b>	<b>(4.0%)</b>	<b>↓</b>



### ACTIVITY

Cumulative percentage of contracted UDA delivered 2018 & 2019



Month	Adjusted Scheduled Activity (UDA)	
	2018	2019
April	-573	839
May	1,305	2,579
June	2,515	3,699
July	4,051	
August	5,111	
September	7,241	
October	8,692	
November	9,932	
December	11,155	
January	12,392	
February	14,949	
March	17,053	
April	18,181	
May	18,228	
June	18,228	

### QUALITY

	Quantity	Base Number	Contract	AT	Region	England
% of FP17s for the same patient ID Re-attending within 3 months - Children	29	453	6.4%	10.6%	11.3%	11.5%
% of FP17s for the same patient ID Re-attending within 3 months - Adults	137	1,188	11.5%	14.5%	14.9%	15.4%
% of FP17s for the same patient ID Re-attending between 3 & 9 months - Children	260	453	57.4%	58.1%	60.0%	58.9%
% of FP17s for the same patient ID Re-attending between 3 & 9 months - Adults	646	1,188	54.4%	49.3%	52.6%	51.6%
% of FP17s for Band 1 Urgent Courses	91	1,340	6.8%	8.9%	7.9%	8.9%
% of FP17s Relating to Free Repair or Replacements	25	1,340	1.9%	0.7%	0.8%	0.8%
% of FP17s Relating to Continuations	16	1,340	1.2%	0.8%	0.9%	0.9%
% of Patients satisfied with the dentistry they have received	6	6	N/A	93.6%	93.2%	93.2%
% of Patients satisfied with the time they had to wait for an appointment	6	6	N/A	87.7%	89.1%	88.8%

\* This is based on patients treated on this contract for their most recent course of treatment. Figures in italics indicate the base number of FP17s or Patient Questionnaire responses are less than 100. N/A is shown where the base number of responses is less than 10 during the period. % is calculated as Quantity/Base number\*100

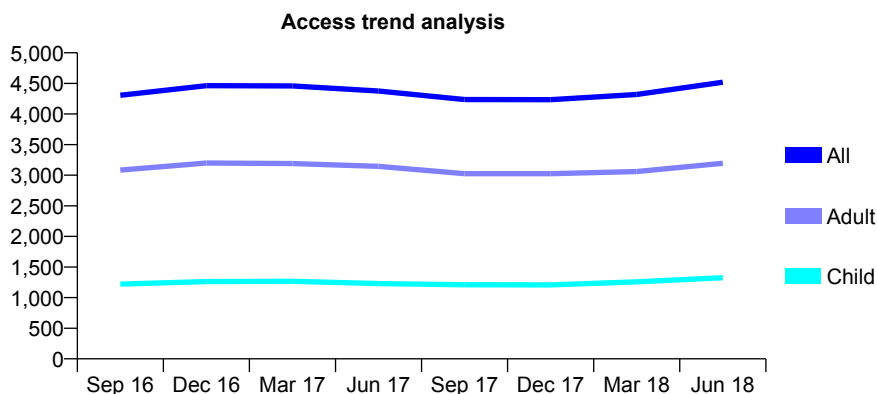
## Q58 - Vital Signs At a Glance Contract Report for 341975/0001 - June 2018

Name or company name	MRS R ARUN
Contract type name	GDS Contract
Purpose of contract	General
Contract start date	01/04/2006
Contract end date	

18/19 Contracted general activity (UDA)	9,748
Carry forward general activity (UDA)	0
18/19 Contracted orthodontic activity (UOA)	0
Carry forward orthodontic activity (UOA)	0
Baseline contract value	£209,384.01

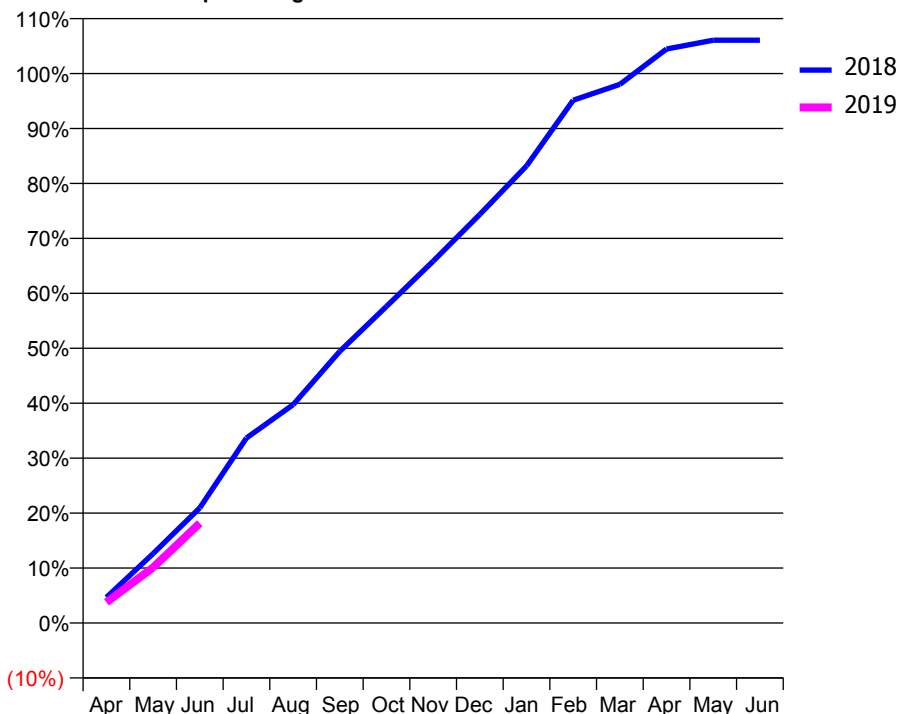
### ACCESS\*

Patients seen in 24 months	Total	Change since previous quarter
Quarter ending June 2017	4,375	
Quarter ending September 2017	4,236	↓
Quarter ending December 2017	4,234	→
Quarter ending March 2018	4,319	↑
Quarter ending June 2018	4,519	↑
<b>Variance since June 2017</b>	<b>3.3%</b>	<b>↑</b>



### ACTIVITY

Cumulative percentage of contracted UDA delivered 2018 & 2019



Adjusted Scheduled Activity (UDA)

Month	2018	2019
April	455	369
May	1,230	986
June	2,042	1,771
July	3,281	
August	3,873	
September	4,820	
October	5,617	
November	6,420	
December	7,250	
January	8,107	
February	9,275	
March	9,556	
April	10,183	
May	10,339	
June	10,339	

### QUALITY

	Quantity	Base Number	Contract	AT	Region	England
% of FP17s for the same patient ID Re-attending within 3 months - Children	3	268	1.1%	10.6%	11.3%	11.5%
% of FP17s for the same patient ID Re-attending within 3 months - Adults	66	878	7.5%	14.5%	14.9%	15.4%
% of FP17s for the same patient ID Re-attending between 3 & 9 months - Children	97	268	36.2%	58.1%	60.0%	58.9%
% of FP17s for the same patient ID Re-attending between 3 & 9 months - Adults	232	878	26.4%	49.3%	52.6%	51.6%
% of FP17s for Band 1 Urgent Courses	52	833	6.2%	8.9%	7.9%	8.9%
% of FP17s Relating to Free Repair or Replacements	3	833	0.4%	0.7%	0.8%	0.8%
% of FP17s Relating to Continuations	2	833	0.2%	0.8%	0.9%	0.9%
% of Patients satisfied with the dentistry they have received	2	2	N/A	93.6%	93.2%	93.2%
% of Patients satisfied with the time they had to wait for an appointment	1	2	N/A	87.7%	89.1%	88.8%

\* This is based on patients treated on this contract for their most recent course of treatment. Figures in italics indicate the base number of FP17s or Patient Questionnaire responses are less than 100. N/A is shown where the base number of responses is less than 10 during the period. % is calculated as Quantity/Base number\*100

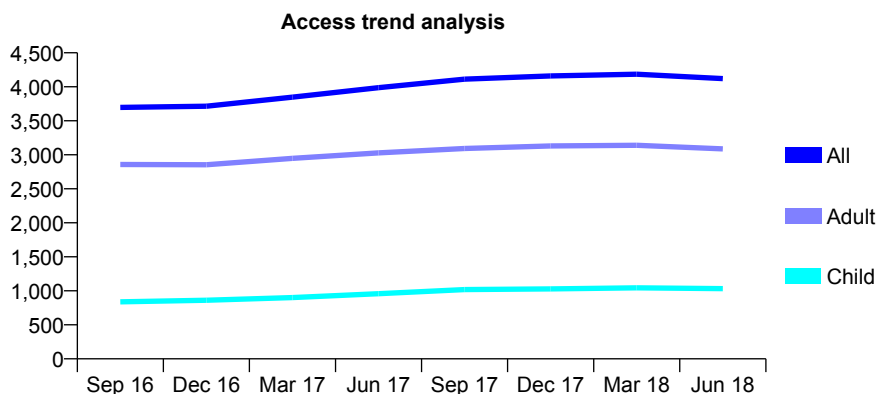
## Q58 - Vital Signs At a Glance Contract Report for 342432/0001 - June 2018

Name or company name	MS RK GILL
Contract type name	GDS Contract
Purpose of contract	General
Contract start date	01/04/2006
Contract end date	

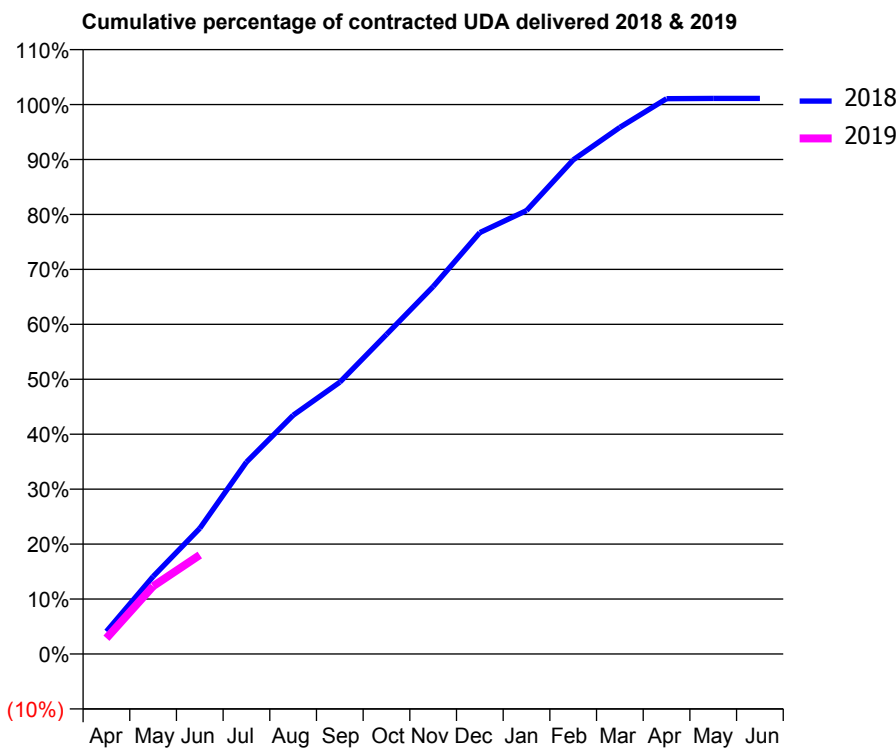
18/19 Contracted general activity (UDA)	9,141
Carry forward general activity (UDA)	0
18/19 Contracted orthodontic activity (UOA)	0
Carry forward orthodontic activity (UOA)	0
Baseline contract value	£181,283.31

### ACCESS\*

Patients seen in 24 months	Total	Change since previous quarter
Quarter ending June 2017	3,987	
Quarter ending September 2017	4,112	↑
Quarter ending December 2017	4,160	→
Quarter ending March 2018	4,185	→
Quarter ending June 2018	4,121	↓
<b>Variance since June 2017</b>	<b>3.4%</b>	<b>↑</b>



### ACTIVITY



Month	Adjusted Scheduled Activity (UDA)	
	2018	2019
April	376	262
May	1,289	1,127
June	2,090	1,648
July	3,193	
August	3,971	
September	4,522	
October	5,316	
November	6,113	
December	7,011	
January	7,377	
February	8,220	
March	8,762	
April	9,238	
May	9,242	
June	9,242	

### QUALITY

	Quantity	Base Number	Contract	AT	Region	England
% of FP17s for the same patient ID Re-attending within 3 months - Children	6	315	1.9%	10.6%	11.3%	11.5%
% of FP17s for the same patient ID Re-attending within 3 months - Adults	65	805	8.1%	14.5%	14.9%	15.4%
% of FP17s for the same patient ID Re-attending between 3 & 9 months - Children	155	315	49.2%	58.1%	60.0%	58.9%
% of FP17s for the same patient ID Re-attending between 3 & 9 months - Adults	383	805	47.6%	49.3%	52.6%	51.6%
% of FP17s for Band 1 Urgent Courses	48	864	5.6%	8.9%	7.9%	8.9%
% of FP17s Relating to Free Repair or Replacements	4	864	0.5%	0.7%	0.8%	0.8%
% of FP17s Relating to Continuations	4	864	0.5%	0.8%	0.9%	0.9%
% of Patients satisfied with the dentistry they have received	4	4	N/A	93.6%	93.2%	93.2%
% of Patients satisfied with the time they had to wait for an appointment	4	4	N/A	87.7%	89.1%	88.8%

\* This is based on patients treated on this contract for their most recent course of treatment. Figures in italics indicate the base number of FP17s or Patient Questionnaire responses are less than 100. N/A is shown where the base number of responses is less than 10 during the period. % is calculated as Quantity/Base number\*100

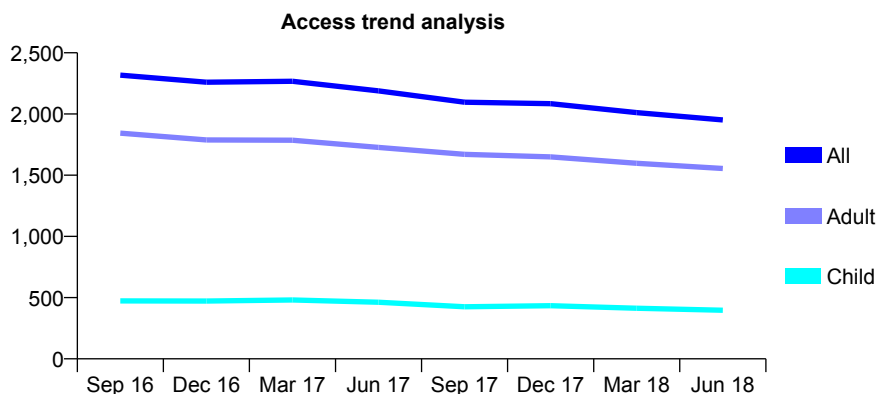
## Q58 - Vital Signs At a Glance Contract Report for 343633/0001 - June 2018

Name or company name	MISS S AMPAH
Contract type name	GDS Contract
Purpose of contract	General
Contract start date	01/04/2006
Contract end date	

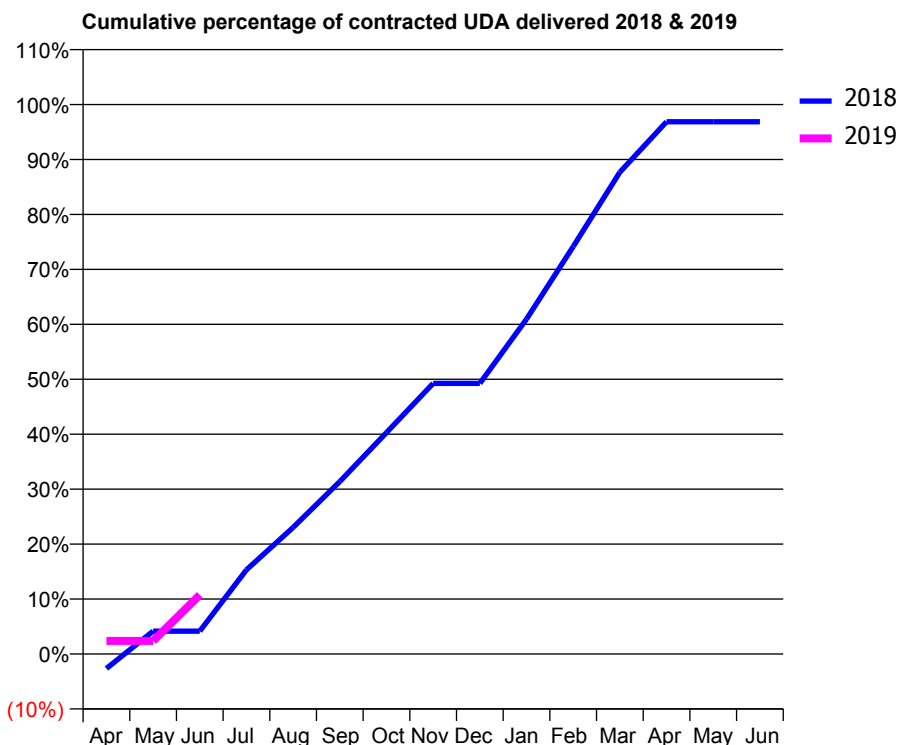
18/19 Contracted general activity (UDA)	6,500
Carry forward general activity (UDA)	0
18/19 Contracted orthodontic activity (UOA)	0
Carry forward orthodontic activity (UOA)	0
Baseline contract value	£181,797.65

### ACCESS\*

Patients seen in 24 months	Total	Change since previous quarter
Quarter ending June 2017	2,189	
Quarter ending September 2017	2,096	↓
Quarter ending December 2017	2,084	→
Quarter ending March 2018	2,011	↓
Quarter ending June 2018	1,952	↓
<b>Variance since June 2017</b>	<b>(10.8%)</b>	<b>↓</b>



### ACTIVITY



Month	Adjusted Scheduled Activity (UDA)	
	2018	2019
April	-173	156
May	271	156
June	271	699
July	996	
August	1,497	
September	2,041	
October	2,619	
November	3,201	
December	3,201	
January	3,961	
February	4,820	
March	5,700	
April	6,297	
May	6,297	
June	6,297	

### QUALITY

	Quantity	Base Number	Contract	AT	Region	England
% of FP17s for the same patient ID Re-attending within 3 months - Children	3	71	4.2%	10.6%	11.3%	11.5%
% of FP17s for the same patient ID Re-attending within 3 months - Adults	38	306	12.4%	14.5%	14.9%	15.4%
% of FP17s for the same patient ID Re-attending between 3 & 9 months - Children	34	71	47.9%	58.1%	60.0%	58.9%
% of FP17s for the same patient ID Re-attending between 3 & 9 months - Adults	136	306	44.4%	49.3%	52.6%	51.6%
% of FP17s for Band 1 Urgent Courses	11	269	4.1%	8.9%	7.9%	8.9%
% of FP17s Relating to Free Repair or Replacements	0	269	0.0%	0.7%	0.8%	0.8%
% of FP17s Relating to Continuations	4	269	1.5%	0.8%	0.9%	0.9%
% of Patients satisfied with the dentistry they have received	2	2	N/A	93.6%	93.2%	93.2%
% of Patients satisfied with the time they had to wait for an appointment	2	2	N/A	87.7%	89.1%	88.8%

\* This is based on patients treated on this contract for their most recent course of treatment. Figures in italics indicate the base number of FP17s or Patient Questionnaire responses are less than 100. N/A is shown where the base number of responses is less than 10 during the period. % is calculated as Quantity/Base number\*100

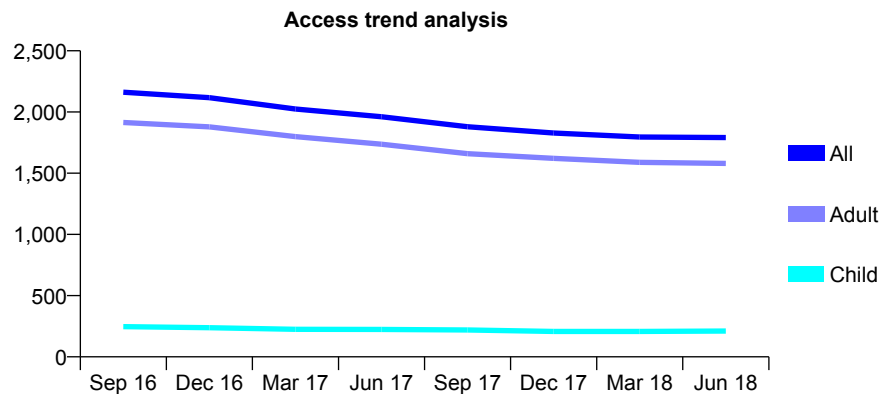
## Q58 - Vital Signs At a Glance Contract Report for 343633/0003 - June 2018

Name or company name	MISS S AMPAH
Contract type name	GDS Contract
Purpose of contract	General
Contract start date	21/02/2014
Contract end date	

18/19 Contracted general activity (UDA)	6,505
Carry forward general activity (UDA)	0
18/19 Contracted orthodontic activity (UOA)	0
Carry forward orthodontic activity (UOA)	0
Baseline contract value	£158,629.88

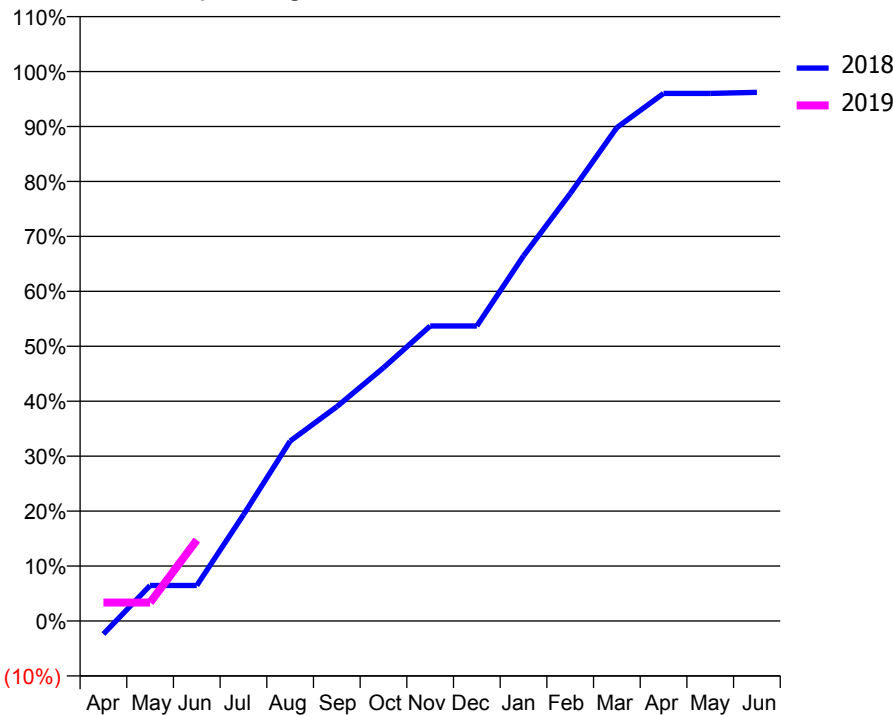
### ACCESS\*

Patients seen in 24 months	Total	Change since previous quarter
Quarter ending June 2017	1,961	
Quarter ending September 2017	1,880	↓
Quarter ending December 2017	1,828	↓
Quarter ending March 2018	1,796	↓
Quarter ending June 2018	1,791	→
<b>Variance since June 2017</b>	<b>(8.7%)</b>	<b>↓</b>



### ACTIVITY

Cumulative percentage of contracted UDA delivered 2018 & 2019



Month	Adjusted Scheduled Activity (UDA)	
	2018	2019
April	-155	219
May	421	219
June	421	960
July	1,258	
August	2,131	
September	2,537	
October	2,999	
November	3,492	
December	3,492	
January	4,323	
February	5,060	
March	5,841	
April	6,246	
May	6,246	
June	6,258	

### QUALITY

	Quantity	Base Number	Contract	AT	Region	England
% of FP17s for the same patient ID Re-attending within 3 months - Children	3	36	8.3%	10.6%	11.3%	11.5%
% of FP17s for the same patient ID Re-attending within 3 months - Adults	85	462	18.4%	14.5%	14.9%	15.4%
% of FP17s for the same patient ID Re-attending between 3 & 9 months - Children	2	36	5.6%	58.1%	60.0%	58.9%
% of FP17s for the same patient ID Re-attending between 3 & 9 months - Adults	186	462	40.3%	49.3%	52.6%	51.6%
% of FP17s for Band 1 Urgent Courses	31	389	8.0%	8.9%	7.9%	8.9%
% of FP17s Relating to Free Repair or Replacements	0	389	0.0%	0.7%	0.8%	0.8%
% of FP17s Relating to Continuations	17	389	4.4%	0.8%	0.9%	0.9%
% of Patients satisfied with the dentistry they have received	4	4	N/A	93.6%	93.2%	93.2%
% of Patients satisfied with the time they had to wait for an appointment	4	4	N/A	87.7%	89.1%	88.8%

\* This is based on patients treated on this contract for their most recent course of treatment. Figures in italics indicate the base number of FP17s or Patient Questionnaire responses are less than 100. N/A is shown where the base number of responses is less than 10 during the period. % is calculated as Quantity/Base number\*100

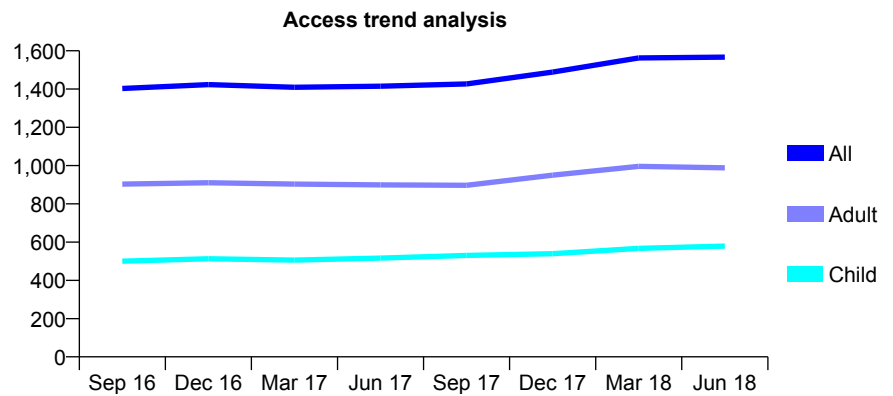
## Q58 - Vital Signs At a Glance Contract Report for 344508/0001 - June 2018

Name or company name	MR SM AARON
Contract type name	GDS Contract
Purpose of contract	General
Contract start date	31/07/2006
Contract end date	

18/19 Contracted general activity (UDA)	3,901
Carry forward general activity (UDA)	0
18/19 Contracted orthodontic activity (UOA)	0
Carry forward orthodontic activity (UOA)	0
Baseline contract value	£102,980.10

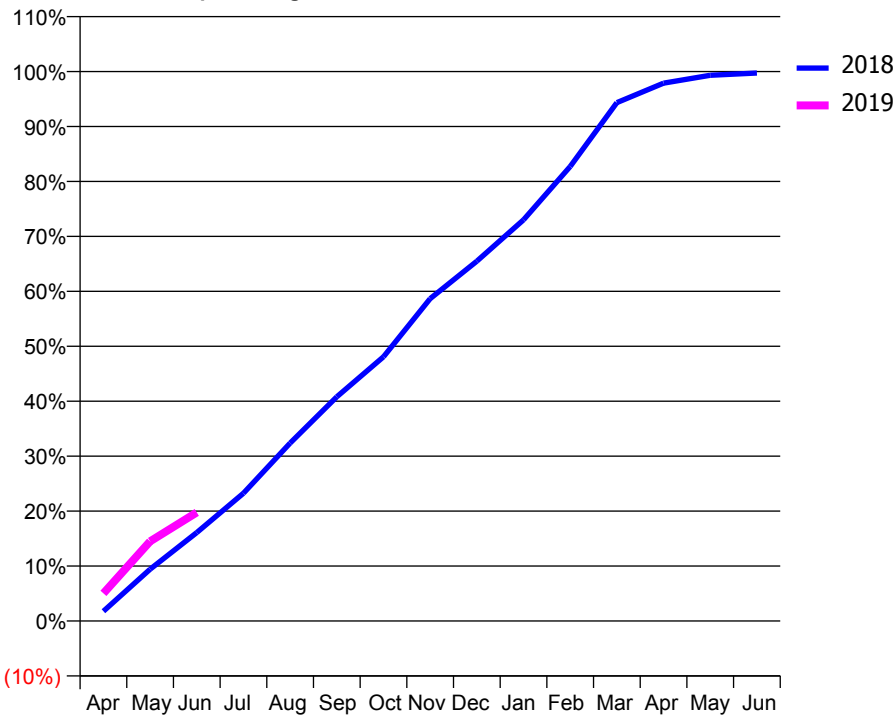
### ACCESS\*

Patients seen in 24 months	Total	Change since previous quarter
Quarter ending June 2017	1,415	
Quarter ending September 2017	1,427	→
Quarter ending December 2017	1,489	↑
Quarter ending March 2018	1,563	↑
Quarter ending June 2018	1,567	→
<b>Variance since June 2017</b>	<b>10.7%</b>	<b>↑</b>



### ACTIVITY

Cumulative percentage of contracted UDA delivered 2018 & 2019



Adjusted Scheduled Activity (UDA)		
Month	2018	2019
April	69	197
May	368	565
June	628	771
July	908	
August	1,263	
September	1,592	
October	1,876	
November	2,289	
December	2,554	
January	2,848	
February	3,227	
March	3,680	
April	3,818	
May	3,874	
June	3,890	

### QUALITY

	Quantity	Base Number	Contract	AT	Region	England
% of FP17s for the same patient ID Re-attending within 3 months - Children	12	224	5.4%	10.6%	11.3%	11.5%
% of FP17s for the same patient ID Re-attending within 3 months - Adults	41	320	12.8%	14.5%	14.9%	15.4%
% of FP17s for the same patient ID Re-attending between 3 & 9 months - Children	144	224	64.3%	58.1%	60.0%	58.9%
% of FP17s for the same patient ID Re-attending between 3 & 9 months - Adults	165	320	51.6%	49.3%	52.6%	51.6%
% of FP17s for Band 1 Urgent Courses	35	438	8.0%	8.9%	7.9%	8.9%
% of FP17s Relating to Free Repair or Replacements	0	438	0.0%	0.7%	0.8%	0.8%
% of FP17s Relating to Continuations	0	438	0.0%	0.8%	0.9%	0.9%
% of Patients satisfied with the dentistry they have received	3	4	N/A	93.6%	93.2%	93.2%
% of Patients satisfied with the time they had to wait for an appointment	3	4	N/A	87.7%	89.1%	88.8%

\* This is based on patients treated on this contract for their most recent course of treatment. Figures in italics indicate the base number of FP17s or Patient Questionnaire responses are less than 100. N/A is shown where the base number of responses is less than 10 during the period. % is calculated as Quantity/Base number\*100

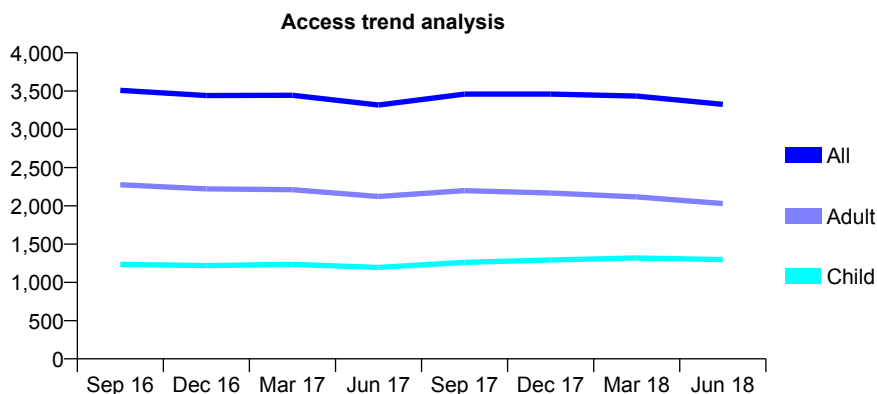
## Q58 - Vital Signs At a Glance Contract Report for 345253/0001 - June 2018

Name or company name	MR O OLUSANYA
Contract type name	GDS Contract
Purpose of contract	General
Contract start date	01/04/2006
Contract end date	

18/19 Contracted general activity (UDA)	9,083
Carry forward general activity (UDA)	0
18/19 Contracted orthodontic activity (UOA)	0
Carry forward orthodontic activity (UOA)	0
Baseline contract value	£269,708.72

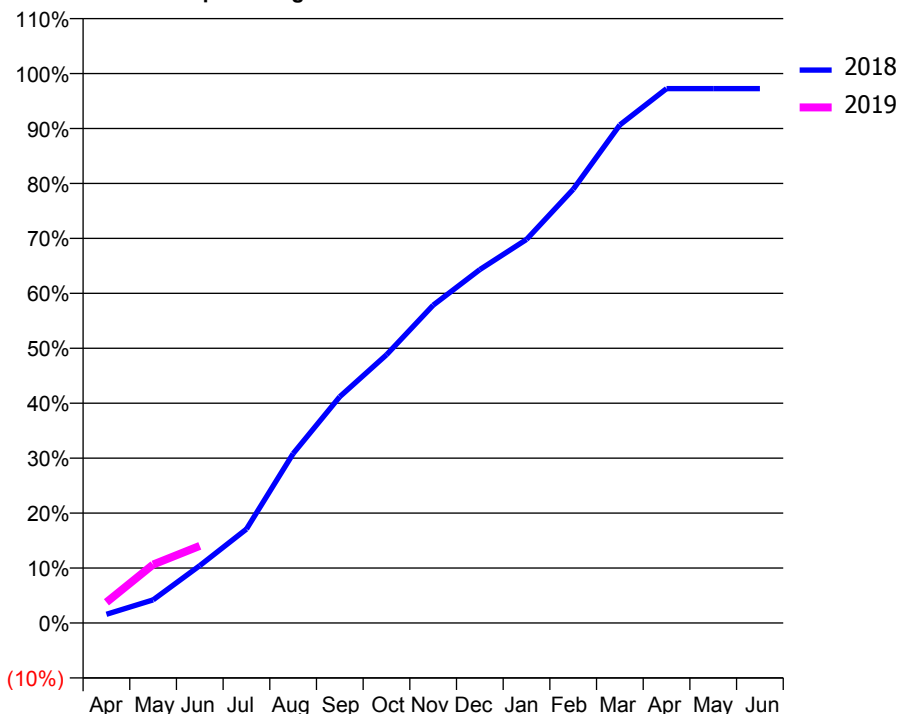
### ACCESS\*

Patients seen in 24 months	Total	Change since previous quarter
Quarter ending June 2017	3,317	
Quarter ending September 2017	3,460	↑
Quarter ending December 2017	3,460	→
Quarter ending March 2018	3,435	→
Quarter ending June 2018	3,327	↓
<b>Variance since June 2017</b>	<b>0.3%</b>	<b>→</b>



### ACTIVITY

Cumulative percentage of contracted UDA delivered 2018 & 2019



Month	Adjusted Scheduled Activity (UDA)	
	2018	2019
April	145	343
May	383	967
June	948	1,274
July	1,554	
August	2,801	
September	3,741	
October	4,433	
November	5,254	
December	5,842	
January	6,340	
February	7,169	
March	8,234	
April	8,832	
May	8,832	
June	8,832	

### QUALITY

	Quantity	Base Number	Contract	AT	Region	England
% of FP17s for the same patient ID Re-attending within 3 months - Children	18	244	7.4%	10.6%	11.3%	11.5%
% of FP17s for the same patient ID Re-attending within 3 months - Adults	47	382	12.3%	14.5%	14.9%	15.4%
% of FP17s for the same patient ID Re-attending between 3 & 9 months - Children	106	244	43.4%	58.1%	60.0%	58.9%
% of FP17s for the same patient ID Re-attending between 3 & 9 months - Adults	129	382	33.8%	49.3%	52.6%	51.6%
% of FP17s for Band 1 Urgent Courses	26	468	5.6%	8.9%	7.9%	8.9%
% of FP17s Relating to Free Repair or Replacements	6	468	1.3%	0.7%	0.8%	0.8%
% of FP17s Relating to Continuations	20	468	4.3%	0.8%	0.9%	0.9%
% of Patients satisfied with the dentistry they have received	1	1	N/A	93.6%	93.2%	93.2%
% of Patients satisfied with the time they had to wait for an appointment	1	1	N/A	87.7%	89.1%	88.8%

\* This is based on patients treated on this contract for their most recent course of treatment. Figures in italics indicate the base number of FP17s or Patient Questionnaire responses are less than 100. N/A is shown where the base number of responses is less than 10 during the period. % is calculated as Quantity/Base number\*100



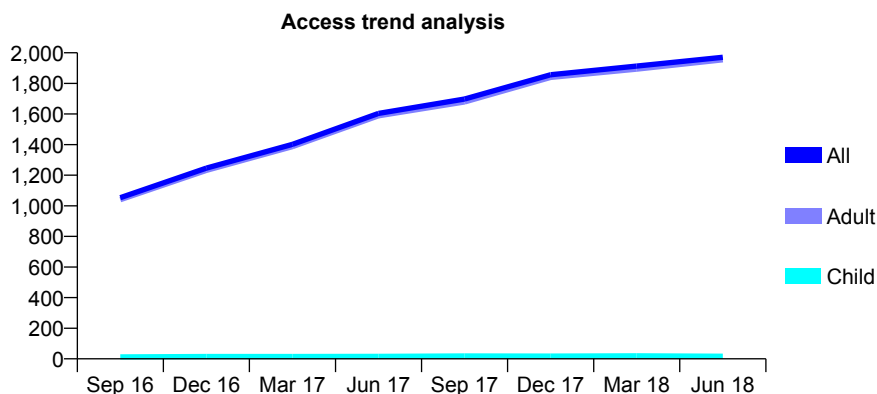
## Q58 - Vital Signs At a Glance Contract Report for 345253/0002 - June 2018

Name or company name	MR O OLUSANYA
Contract type name	PDS Contract
Purpose of contract	General
Contract start date	01/04/2010
Contract end date	31/03/2020

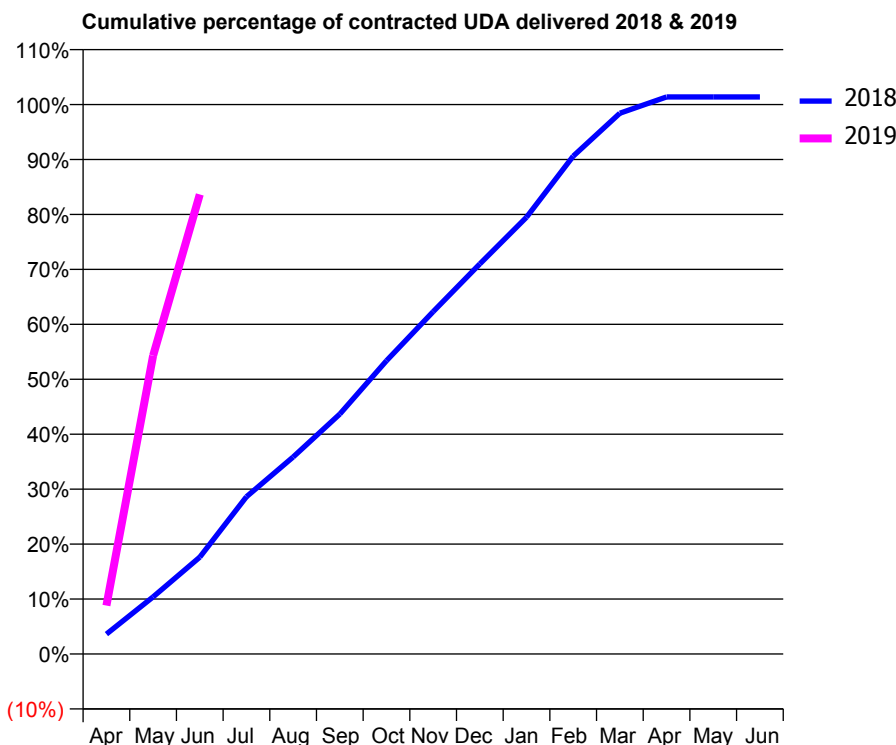
18/19 Contracted general activity (UDA)	1,155
Carry forward general activity (UDA)	0
18/19 Contracted orthodontic activity (UOA)	0
Carry forward orthodontic activity (UOA)	0
Baseline contract value	£77,001.02

### ACCESS\*

Patients seen in 24 months	Total	Change since previous quarter
Quarter ending June 2017	1,604	
Quarter ending September 2017	1,698	↑
Quarter ending December 2017	1,857	↑
Quarter ending March 2018	1,913	↑
Quarter ending June 2018	1,971	↑
<b>Variance since June 2017</b>	<b>22.9%</b>	<b>↑</b>



### ACTIVITY



Month	Adjusted Scheduled Activity (UDA)	
	2018	2019
April	178	102
May	510	627
June	865	966
July	1,404	
August	1,758	
September	2,142	
October	2,618	
November	3,055	
December	3,482	
January	3,898	
February	4,443	
March	4,826	
April	4,971	
May	4,971	
June	4,971	

### QUALITY

	Quantity	Base Number	Contract	AT	Region	England
% of FP17s for the same patient ID Re-attending within 3 months - Children	0	4	0.0%	10.6%	11.3%	11.5%
% of FP17s for the same patient ID Re-attending within 3 months - Adults	5	381	1.3%	14.5%	14.9%	15.4%
% of FP17s for the same patient ID Re-attending between 3 & 9 months - Children	0	4	0.0%	58.1%	60.0%	58.9%
% of FP17s for the same patient ID Re-attending between 3 & 9 months - Adults	1	381	0.3%	49.3%	52.6%	51.6%
% of FP17s for Band 1 Urgent Courses	0	334	0.0%	8.9%	7.9%	8.9%
% of FP17s Relating to Free Repair or Replacements	0	334	0.0%	0.7%	0.8%	0.8%
% of FP17s Relating to Continuations	0	334	0.0%	0.8%	0.9%	0.9%
% of Patients satisfied with the dentistry they have received	1	1	N/A	93.6%	93.2%	93.2%
% of Patients satisfied with the time they had to wait for an appointment	1	1	N/A	87.7%	89.1%	88.8%

\* This is based on patients treated on this contract for their most recent course of treatment. Figures in italics indicate the base number of FP17s or Patient Questionnaire responses are less than 100. N/A is shown where the base number of responses is less than 10 during the period. % is calculated as Quantity/Base number\*100

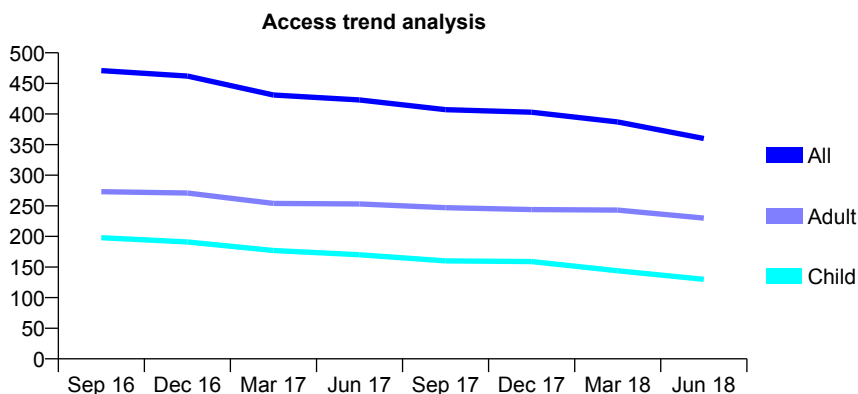
## Q58 - Vital Signs At a Glance Contract Report for 352675/0001 - June 2018

Name or company name	MR AJ AMERY
Contract type name	GDS Contract
Purpose of contract	General
Contract start date	01/04/2006
Contract end date	

18/19 Contracted general activity (UDA)	1,000
Carry forward general activity (UDA)	0
18/19 Contracted orthodontic activity (UOA)	0
Carry forward orthodontic activity (UOA)	0
Baseline contract value	£24,528.05

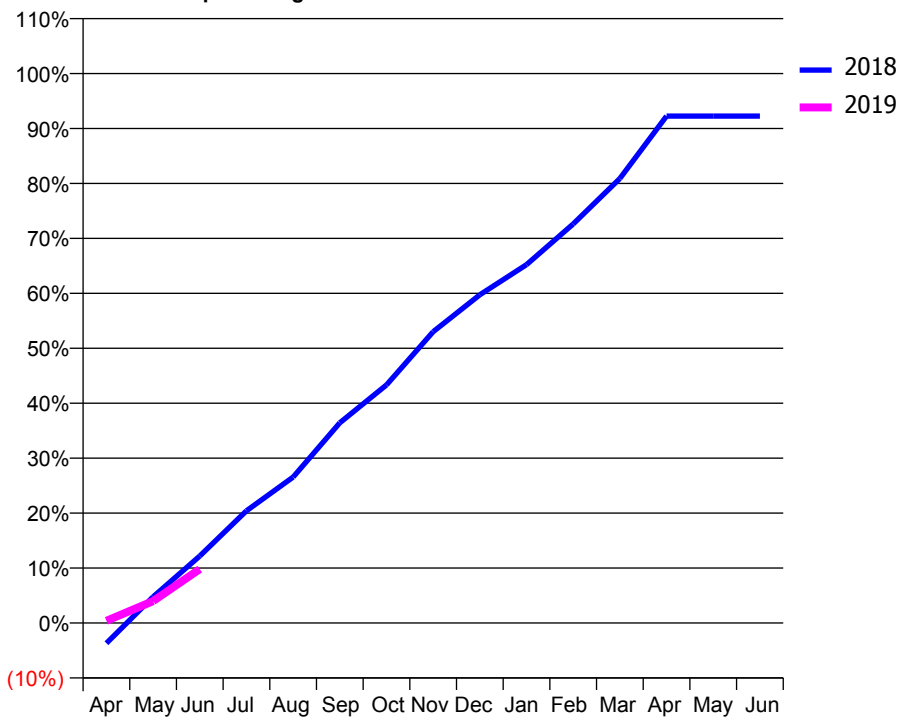
### ACCESS\*

Patients seen in 24 months	Total	Change since previous quarter
Quarter ending June 2017	423	
Quarter ending September 2017	407	↓
Quarter ending December 2017	403	→
Quarter ending March 2018	387	↓
Quarter ending June 2018	360	↓
<b>Variance since June 2017</b>	<b>(14.9%)</b>	<b>↓</b>



### ACTIVITY

Cumulative percentage of contracted UDA delivered 2018 & 2019



Adjusted Scheduled Activity (UDA)

Month	2018	2019
April	-37	4
May	48	40
June	122	98
July	204	
August	266	
September	364	
October	433	
November	530	
December	597	
January	652	
February	726	
March	809	
April	923	
May	923	
June	923	

### QUALITY

	Quantity	Base Number	Contract	AT	Region	England
% of FP17s for the same patient ID Re-attending within 3 months - Children	0	26	0.0%	10.6%	11.3%	11.5%
% of FP17s for the same patient ID Re-attending within 3 months - Adults	12	61	19.7%	14.5%	14.9%	15.4%
% of FP17s for the same patient ID Re-attending between 3 & 9 months - Children	7	26	26.9%	58.1%	60.0%	58.9%
% of FP17s for the same patient ID Re-attending between 3 & 9 months - Adults	12	61	19.7%	49.3%	52.6%	51.6%
% of FP17s for Band 1 Urgent Courses	1	45	2.2%	8.9%	7.9%	8.9%
% of FP17s Relating to Free Repair or Replacements	0	45	0.0%	0.7%	0.8%	0.8%
% of FP17s Relating to Continuations	0	45	0.0%	0.8%	0.9%	0.9%
% of Patients satisfied with the dentistry they have received	0	0	N/A	93.6%	93.2%	93.2%
% of Patients satisfied with the time they had to wait for an appointment	0	0	N/A	87.7%	89.1%	88.8%

\* This is based on patients treated on this contract for their most recent course of treatment. Figures in italics indicate the base number of FP17s or Patient Questionnaire responses are less than 100. N/A is shown where the base number of responses is less than 10 during the period. % is calculated as Quantity/Base number\*100

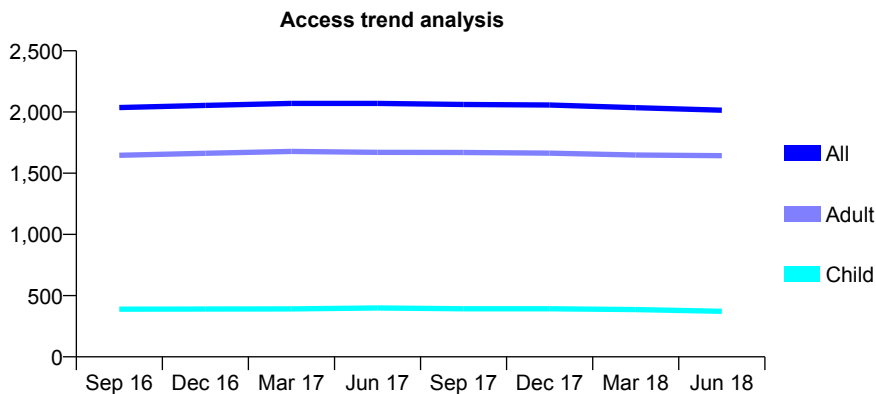
## Q58 - Vital Signs At a Glance Contract Report for 357758/0001 - June 2018

Name or company name	MR OO OSISANYA
Contract type name	GDS Contract
Purpose of contract	General
Contract start date	08/01/2012
Contract end date	

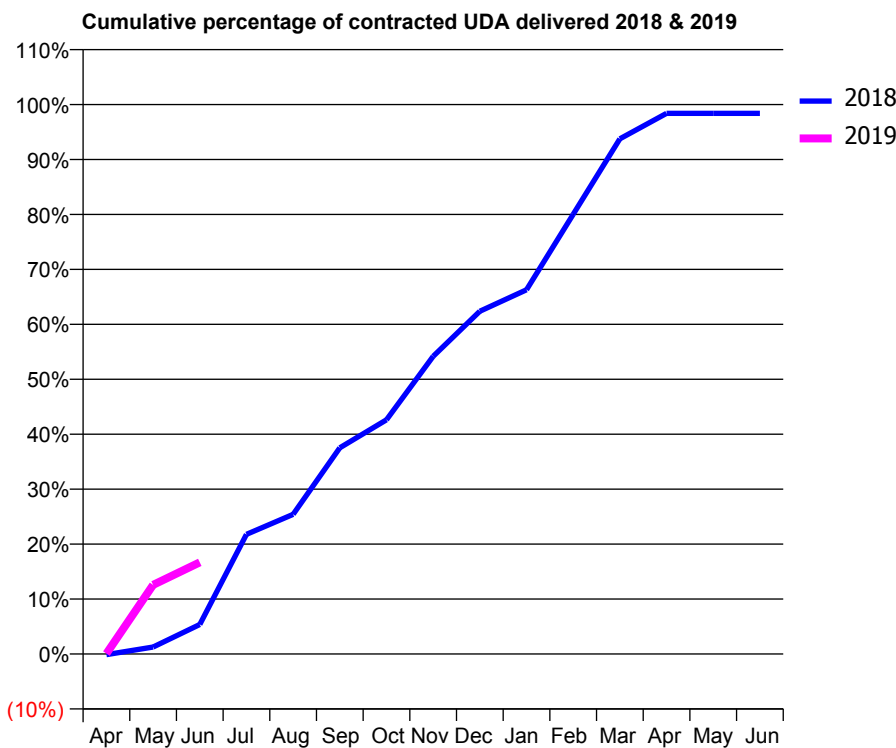
18/19 Contracted general activity (UDA)	5,317
Carry forward general activity (UDA)	0
18/19 Contracted orthodontic activity (UOA)	0
Carry forward orthodontic activity (UOA)	0
Baseline contract value	£165,893.36

### ACCESS\*

Patients seen in 24 months	Total	Change since previous quarter
Quarter ending June 2017	2,070	
Quarter ending September 2017	2,062	→
Quarter ending December 2017	2,057	→
Quarter ending March 2018	2,035	↓
Quarter ending June 2018	2,015	→
<b>Variance since June 2017</b>	<b>(2.7%)</b>	<b>↓</b>



### ACTIVITY



Adjusted Scheduled Activity (UDA)		
Month	2018	2019
April	-7	4
May	68	669
June	286	887
July	1,157	
August	1,351	
September	1,996	
October	2,266	
November	2,881	
December	3,317	
January	3,524	
February	4,254	
March	4,985	
April	5,232	
May	5,232	
June	5,232	

### QUALITY

	Quantity	Base Number	Contract	AT	Region	England
% of FP17s for the same patient ID Re-attending within 3 months - Children	8	100	8.0%	10.6%	11.3%	11.5%
% of FP17s for the same patient ID Re-attending within 3 months - Adults	61	444	13.7%	14.5%	14.9%	15.4%
% of FP17s for the same patient ID Re-attending between 3 & 9 months - Children	60	100	60.0%	58.1%	60.0%	58.9%
% of FP17s for the same patient ID Re-attending between 3 & 9 months - Adults	197	444	44.4%	49.3%	52.6%	51.6%
% of FP17s for Band 1 Urgent Courses	41	426	9.6%	8.9%	7.9%	8.9%
% of FP17s Relating to Free Repair or Replacements	1	426	0.2%	0.7%	0.8%	0.8%
% of FP17s Relating to Continuations	3	426	0.7%	0.8%	0.9%	0.9%
% of Patients satisfied with the dentistry they have received	2	3	N/A	93.6%	93.2%	93.2%
% of Patients satisfied with the time they had to wait for an appointment	3	3	N/A	87.7%	89.1%	88.8%

\* This is based on patients treated on this contract for their most recent course of treatment. Figures in italics indicate the base number of FP17s or Patient Questionnaire responses are less than 100. N/A is shown where the base number of responses is less than 10 during the period. % is calculated as Quantity/Base number\*100

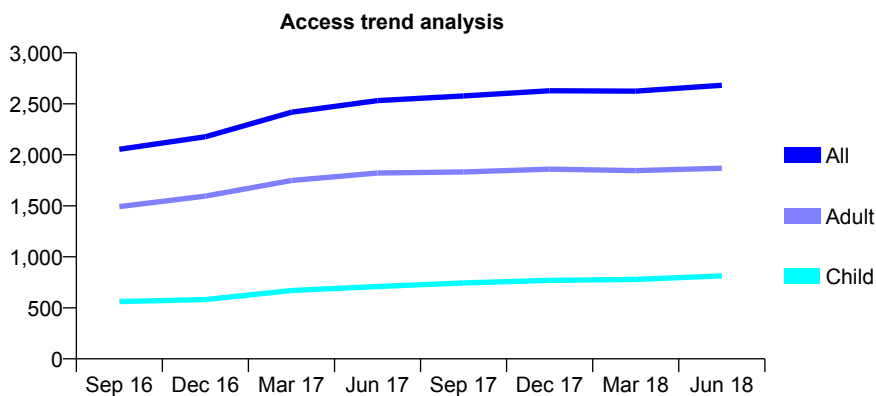
## Q58 - Vital Signs At a Glance Contract Report for 357820/0001 - June 2018

Name or company name	Tigga Smile - Bedford Dental Centre
Contract type name	GDS Contract
Purpose of contract	General
Contract start date	01/03/2015
Contract end date	

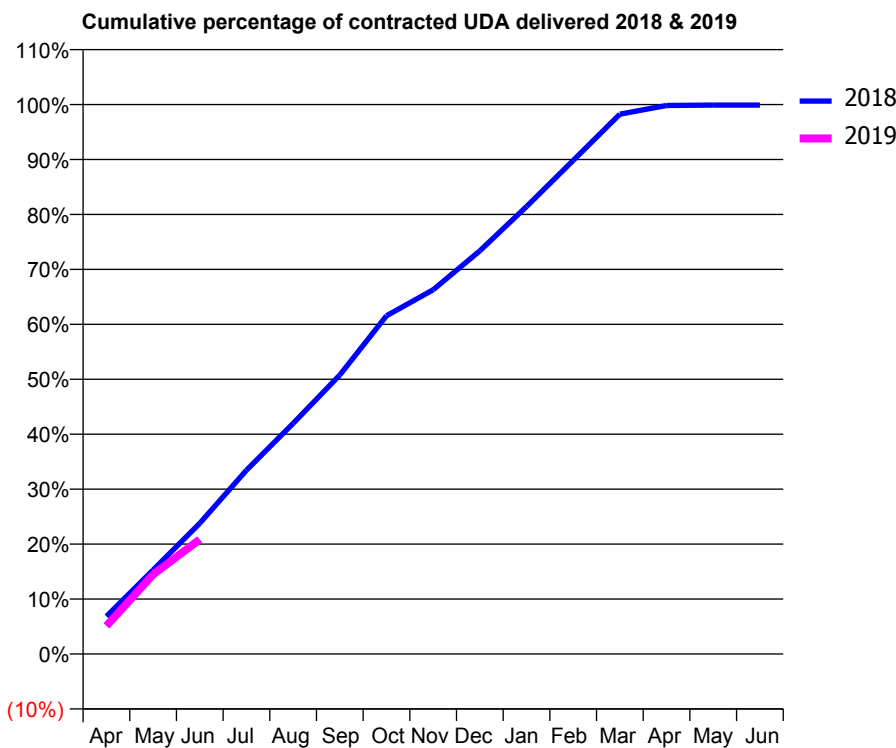
18/19 Contracted general activity (UDA)	7,000
Carry forward general activity (UDA)	0
18/19 Contracted orthodontic activity (UOA)	0
Carry forward orthodontic activity (UOA)	0
Baseline contract value	£197,272.33

### ACCESS\*

Patients seen in 24 months	Total	Change since previous quarter
Quarter ending June 2017	2,531	
Quarter ending September 2017	2,577	→
Quarter ending December 2017	2,628	→
Quarter ending March 2018	2,624	→
Quarter ending June 2018	2,682	↑
<b>Variance since June 2017</b>	<b>6.0%</b>	<b>↑</b>



### ACTIVITY



Month	Adjusted Scheduled Activity (UDA)	
	2018	2019
April	480	357
May	1,071	1,013
June	1,665	1,459
July	2,341	
August	2,938	
September	3,555	
October	4,308	
November	4,639	
December	5,137	
January	5,699	
February	6,288	
March	6,877	
April	6,987	
May	6,992	
June	6,992	

### QUALITY

	Quantity	Base Number	Contract	AT	Region	England
% of FP17s for the same patient ID Re-attending within 3 months - Children	23	270	8.5%	10.6%	11.3%	11.5%
% of FP17s for the same patient ID Re-attending within 3 months - Adults	89	504	17.7%	14.5%	14.9%	15.4%
% of FP17s for the same patient ID Re-attending between 3 & 9 months - Children	137	270	50.7%	58.1%	60.0%	58.9%
% of FP17s for the same patient ID Re-attending between 3 & 9 months - Adults	208	504	41.3%	49.3%	52.6%	51.6%
% of FP17s for Band 1 Urgent Courses	107	713	15.0%	8.9%	7.9%	8.9%
% of FP17s Relating to Free Repair or Replacements	0	713	0.0%	0.7%	0.8%	0.8%
% of FP17s Relating to Continuations	4	713	0.6%	0.8%	0.9%	0.9%
% of Patients satisfied with the dentistry they have received	4	4	N/A	93.6%	93.2%	93.2%
% of Patients satisfied with the time they had to wait for an appointment	4	4	N/A	87.7%	89.1%	88.8%

\* This is based on patients treated on this contract for their most recent course of treatment. Figures in italics indicate the base number of FP17s or Patient Questionnaire responses are less than 100. N/A is shown where the base number of responses is less than 10 during the period. % is calculated as Quantity/Base number\*100

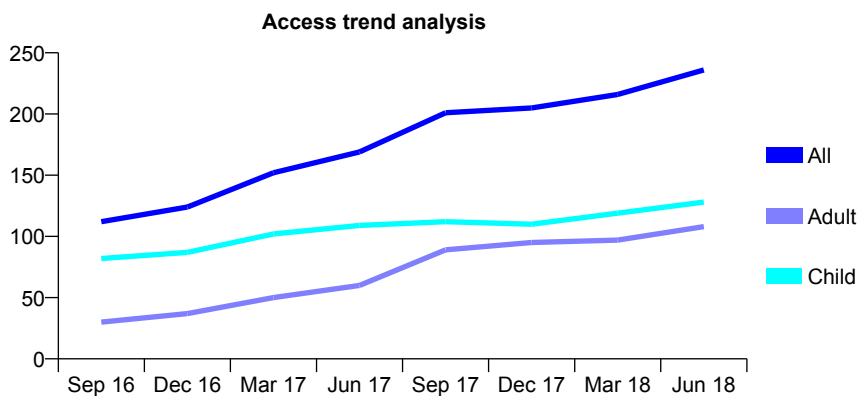
## Q58 - Vital Signs At a Glance Contract Report for 360597/0001 - June 2018

Name or company name	MRS N VASFI
Contract type name	GDS Contract
Purpose of contract	General
Contract start date	01/03/2009
Contract end date	

18/19 Contracted general activity (UDA)	500
Carry forward general activity (UDA)	0
18/19 Contracted orthodontic activity (UOA)	0
Carry forward orthodontic activity (UOA)	0
Baseline contract value	£11,731.22

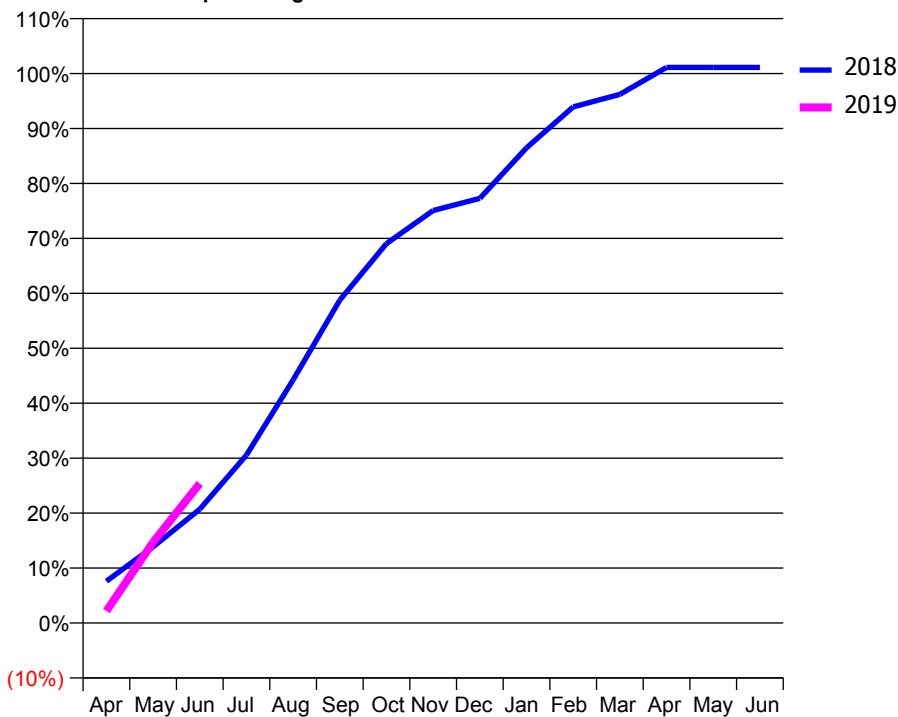
### ACCESS\*

Patients seen in 24 months	Total	Change since previous quarter
Quarter ending June 2017	169	
Quarter ending September 2017	201	↑
Quarter ending December 2017	205	→
Quarter ending March 2018	216	↑
Quarter ending June 2018	236	↑
<b>Variance since June 2017</b>	<b>39.6%</b>	<b>↑</b>



### ACTIVITY

Cumulative percentage of contracted UDA delivered 2018 & 2019



Adjusted Scheduled Activity (UDA)

Month	2018	2019
April	38	11
May	69	74
June	104	127
July	153	
August	221	
September	294	
October	345	
November	375	
December	386	
January	432	
February	470	
March	481	
April	506	
May	506	
June	506	

### QUALITY

	Quantity	Base Number	Contract	AT	Region	England
% of FP17s for the same patient ID Re-attending within 3 months - Children	6	46	13.0%	10.6%	11.3%	11.5%
% of FP17s for the same patient ID Re-attending within 3 months - Adults	4	33	12.1%	14.5%	14.9%	15.4%
% of FP17s for the same patient ID Re-attending between 3 & 9 months - Children	21	46	45.7%	58.1%	60.0%	58.9%
% of FP17s for the same patient ID Re-attending between 3 & 9 months - Adults	14	33	42.4%	49.3%	52.6%	51.6%
% of FP17s for Band 1 Urgent Courses	5	68	7.4%	8.9%	7.9%	8.9%
% of FP17s Relating to Free Repair or Replacements	0	68	0.0%	0.7%	0.8%	0.8%
% of FP17s Relating to Continuations	0	68	0.0%	0.8%	0.9%	0.9%
% of Patients satisfied with the dentistry they have received	0	0	N/A	93.6%	93.2%	93.2%
% of Patients satisfied with the time they had to wait for an appointment	0	0	N/A	87.7%	89.1%	88.8%

\* This is based on patients treated on this contract for their most recent course of treatment. Figures in italics indicate the base number of FP17s or Patient Questionnaire responses are less than 100. N/A is shown where the base number of responses is less than 10 during the period. % is calculated as Quantity/Base number\*100

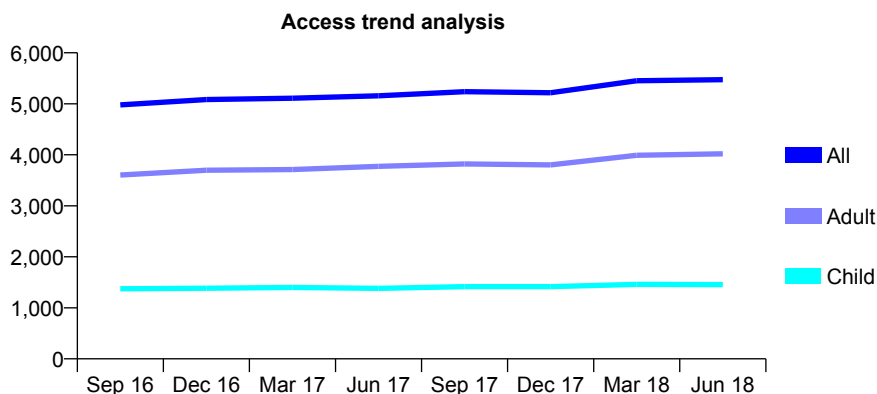
## Q58 - Vital Signs At a Glance Contract Report for 360961/0001 - June 2018

Name or company name	MR V SHAH
Contract type name	GDS Contract
Purpose of contract	General
Contract start date	01/01/2010
Contract end date	

18/19 Contracted general activity (UDA)	12,725
Carry forward general activity (UDA)	0
18/19 Contracted orthodontic activity (UOA)	0
Carry forward orthodontic activity (UOA)	0
Baseline contract value	£462,721.06

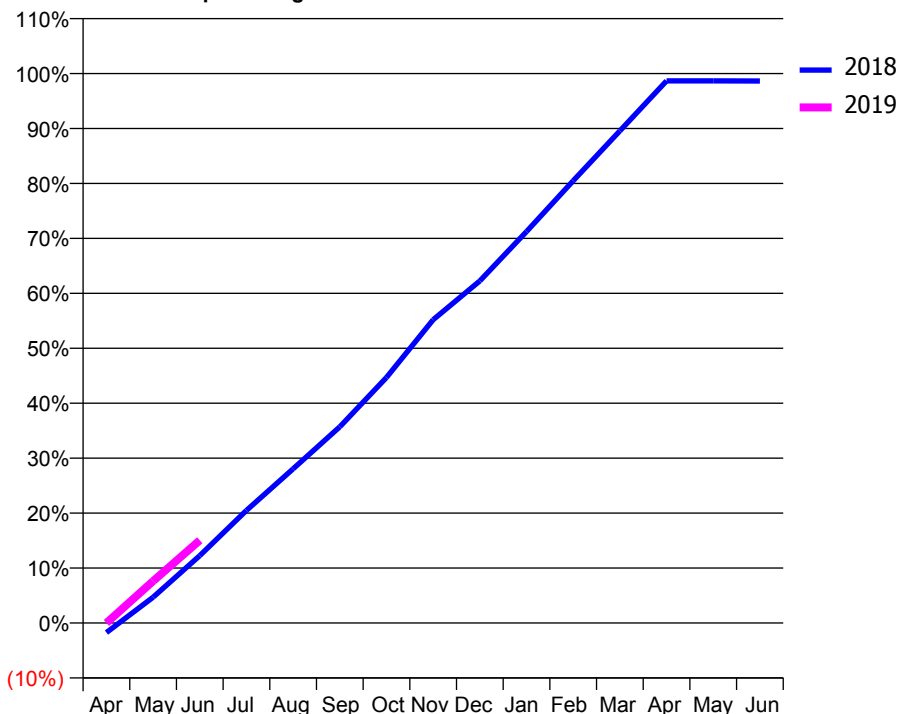
### ACCESS\*

Patients seen in 24 months	Total	Change since previous quarter
Quarter ending June 2017	5,156	
Quarter ending September 2017	5,237	→
Quarter ending December 2017	5,218	→
Quarter ending March 2018	5,451	↑
Quarter ending June 2018	5,474	→
<b>Variance since June 2017</b>	<b>6.2%</b>	<b>↑</b>



### ACTIVITY

Cumulative percentage of contracted UDA delivered 2018 & 2019



Month	Adjusted Scheduled Activity (UDA)	
	2018	2019
April	-223	0
May	598	972
June	1,560	1,915
July	2,607	
August	3,571	
September	4,544	
October	5,685	
November	7,025	
December	7,923	
January	9,064	
February	10,242	
March	11,396	
April	12,553	
May	12,553	
June	12,552	

### QUALITY

	Quantity	Base Number	Contract	AT	Region	England
% of FP17s for the same patient ID Re-attending within 3 months - Children	36	524	6.9%	10.6%	11.3%	11.5%
% of FP17s for the same patient ID Re-attending within 3 months - Adults	225	1,486	15.1%	14.5%	14.9%	15.4%
% of FP17s for the same patient ID Re-attending between 3 & 9 months - Children	343	524	65.5%	58.1%	60.0%	58.9%
% of FP17s for the same patient ID Re-attending between 3 & 9 months - Adults	850	1,486	57.2%	49.3%	52.6%	51.6%
% of FP17s for Band 1 Urgent Courses	82	1,130	7.3%	8.9%	7.9%	8.9%
% of FP17s Relating to Free Repair or Replacements	14	1,130	1.2%	0.7%	0.8%	0.8%
% of FP17s Relating to Continuations	20	1,130	1.8%	0.8%	0.9%	0.9%
% of Patients satisfied with the dentistry they have received	3	3	N/A	93.6%	93.2%	93.2%
% of Patients satisfied with the time they had to wait for an appointment	2	3	N/A	87.7%	89.1%	88.8%

\* This is based on patients treated on this contract for their most recent course of treatment. Figures in italics indicate the base number of FP17s or Patient Questionnaire responses are less than 100. N/A is shown where the base number of responses is less than 10 during the period. % is calculated as Quantity/Base number\*100

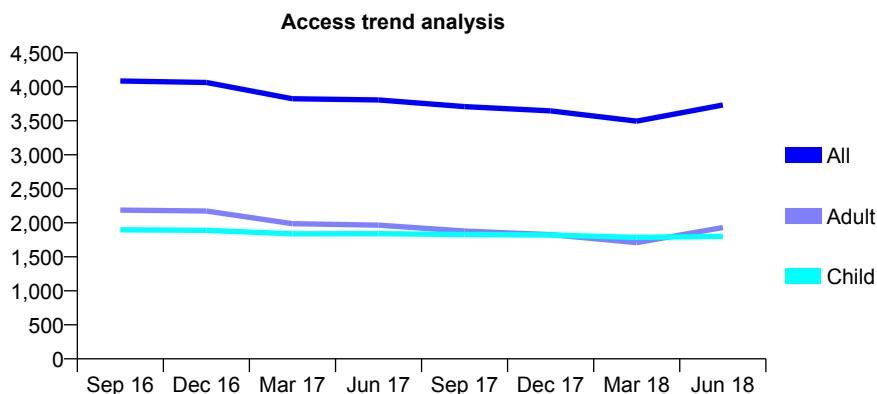
## Q58 - Vital Signs At a Glance Contract Report for 363456/0001 - June 2018

Name or company name	Ballard & Tucker
Contract type name	GDS Contract
Purpose of contract	General
Contract start date	01/04/2006
Contract end date	

18/19 Contracted general activity (UDA)	8,899
Carry forward general activity (UDA)	0
18/19 Contracted orthodontic activity (UOA)	0
Carry forward orthodontic activity (UOA)	0
Baseline contract value	£203,821.33

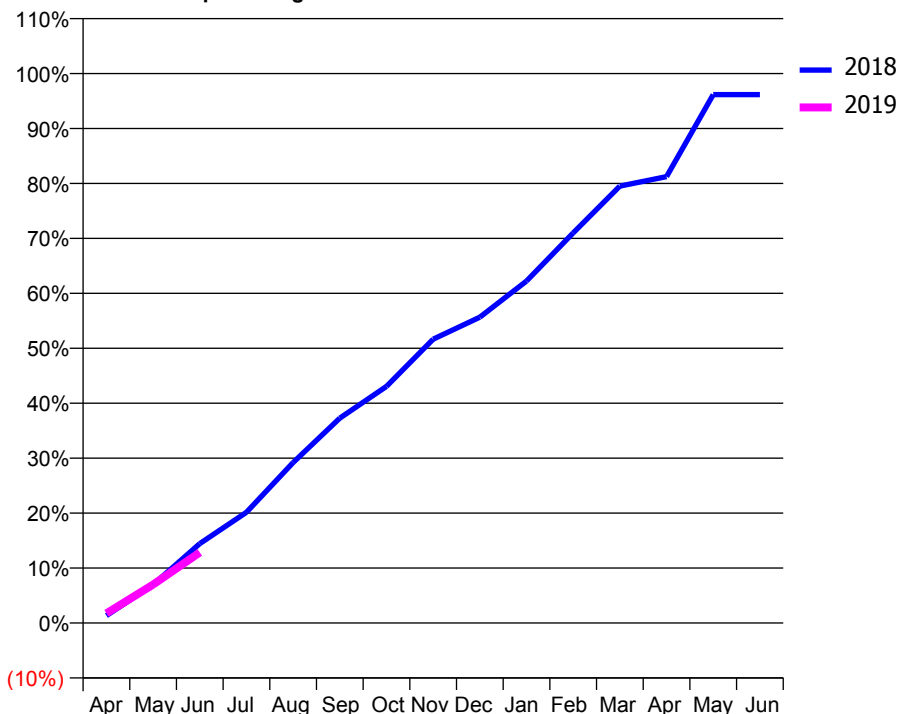
### ACCESS\*

Patients seen in 24 months	Total	Change since previous quarter
Quarter ending June 2017	3,806	
Quarter ending September 2017	3,708	↓
Quarter ending December 2017	3,646	↓
Quarter ending March 2018	3,495	↓
Quarter ending June 2018	3,732	↑
<b>Variance since June 2017</b>	<b>(1.9%)</b>	<b>↓</b>



### ACTIVITY

Cumulative percentage of contracted UDA delivered 2018 & 2019



Adjusted Scheduled Activity (UDA)		
Month	2018	2019
April	121	156
May	622	623
June	1,286	1,143
July	1,794	
August	2,599	
September	3,319	
October	3,832	
November	4,597	
December	4,953	
January	5,539	
February	6,318	
March	7,076	
April	7,228	
May	8,556	
June	8,556	

### QUALITY

	Quantity	Base Number	Contract	AT	Region	England
% of FP17s for the same patient ID Re-attending within 3 months - Children	66	741	8.9%	10.6%	11.3%	11.5%
% of FP17s for the same patient ID Re-attending within 3 months - Adults	60	703	8.5%	14.5%	14.9%	15.4%
% of FP17s for the same patient ID Re-attending between 3 & 9 months - Children	458	741	61.8%	58.1%	60.0%	58.9%
% of FP17s for the same patient ID Re-attending between 3 & 9 months - Adults	186	703	26.5%	49.3%	52.6%	51.6%
% of FP17s for Band 1 Urgent Courses	40	696	5.7%	8.9%	7.9%	8.9%
% of FP17s Relating to Free Repair or Replacements	0	696	0.0%	0.7%	0.8%	0.8%
% of FP17s Relating to Continuations	1	696	0.1%	0.8%	0.9%	0.9%
% of Patients satisfied with the dentistry they have received	3	4	N/A	93.6%	93.2%	93.2%
% of Patients satisfied with the time they had to wait for an appointment	4	4	N/A	87.7%	89.1%	88.8%

\* This is based on patients treated on this contract for their most recent course of treatment. Figures in italics indicate the base number of FP17s or Patient Questionnaire responses are less than 100. N/A is shown where the base number of responses is less than 10 during the period. % is calculated as Quantity/Base number\*100

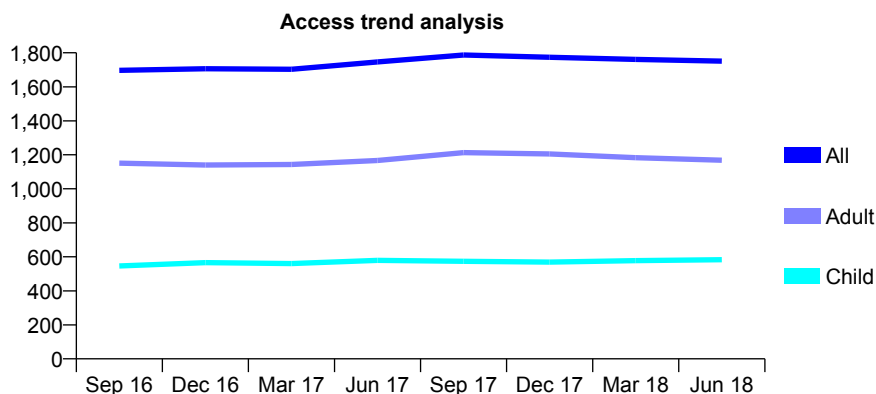
## Q58 - Vital Signs At a Glance Contract Report for 366080/0001 - June 2018

Name or company name	MR R KENANI
Contract type name	GDS Contract
Purpose of contract	General
Contract start date	05/12/2009
Contract end date	

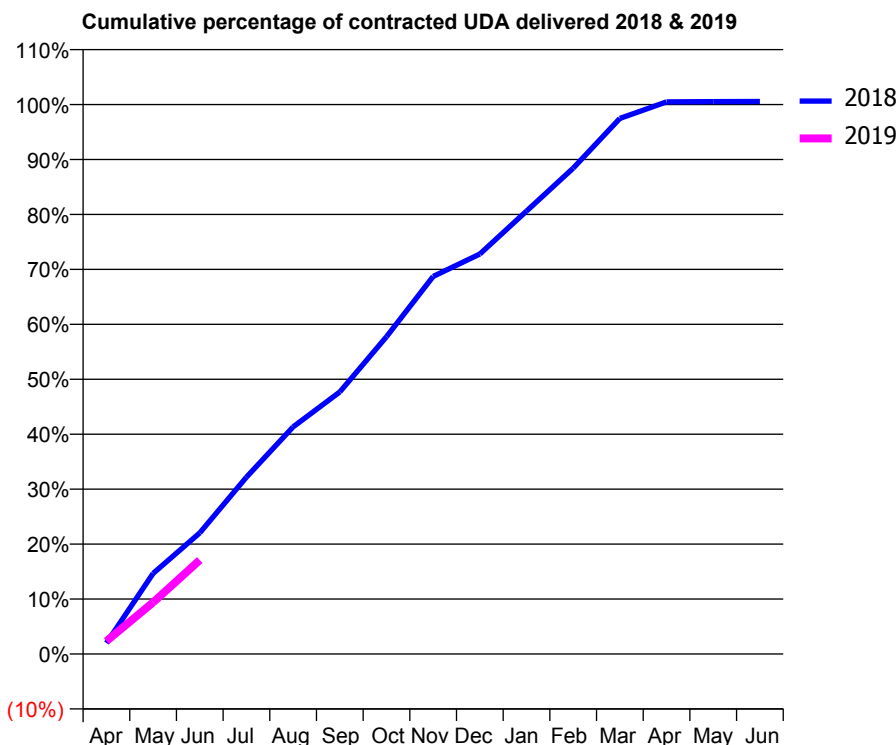
18/19 Contracted general activity (UDA)	5,473
Carry forward general activity (UDA)	0
18/19 Contracted orthodontic activity (UOA)	0
Carry forward orthodontic activity (UOA)	0
Baseline contract value	£182,608.48

### ACCESS\*

Patients seen in 24 months	Total	Change since previous quarter
Quarter ending June 2017	1,746	
Quarter ending September 2017	1,787	↑
Quarter ending December 2017	1,774	→
Quarter ending March 2018	1,761	→
Quarter ending June 2018	1,751	→
<b>Variance since June 2017</b>	<b>0.3%</b>	<b>→</b>



### ACTIVITY



Month	Adjusted Scheduled Activity (UDA)	
	2018	2019
April	109	128
May	803	515
June	1,207	936
July	1,761	
August	2,263	
September	2,610	
October	3,161	
November	3,760	
December	3,984	
January	4,412	
February	4,839	
March	5,334	
April	5,500	
May	5,502	
June	5,504	

### QUALITY

	Quantity	Base Number	Contract	AT	Region	England
% of FP17s for the same patient ID Re-attending within 3 months - Children	33	239	13.8%	10.6%	11.3%	11.5%
% of FP17s for the same patient ID Re-attending within 3 months - Adults	40	299	13.4%	14.5%	14.9%	15.4%
% of FP17s for the same patient ID Re-attending between 3 & 9 months - Children	145	239	60.7%	58.1%	60.0%	58.9%
% of FP17s for the same patient ID Re-attending between 3 & 9 months - Adults	149	299	49.8%	49.3%	52.6%	51.6%
% of FP17s for Band 1 Urgent Courses	40	457	8.8%	8.9%	7.9%	8.9%
% of FP17s Relating to Free Repair or Replacements	3	457	0.7%	0.7%	0.8%	0.8%
% of FP17s Relating to Continuations	0	457	0.0%	0.8%	0.9%	0.9%
% of Patients satisfied with the dentistry they have received	0	0	N/A	93.6%	93.2%	93.2%
% of Patients satisfied with the time they had to wait for an appointment	0	0	N/A	87.7%	89.1%	88.8%

\* This is based on patients treated on this contract for their most recent course of treatment. Figures in italics indicate the base number of FP17s or Patient Questionnaire responses are less than 100. N/A is shown where the base number of responses is less than 10 during the period. % is calculated as Quantity/Base number\*100



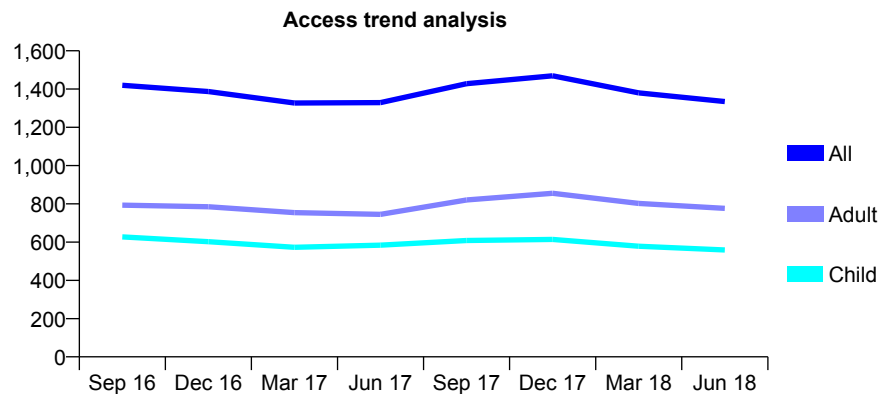
## Q58 - Vital Signs At a Glance Contract Report for 395404/0002 - June 2018

Name or company name	Milton Keynes Dental Clinic
Contract type name	GDS Contract
Purpose of contract	General
Contract start date	01/04/2006
Contract end date	

18/19 Contracted general activity (UDA)	3,000
Carry forward general activity (UDA)	0
18/19 Contracted orthodontic activity (UOA)	0
Carry forward orthodontic activity (UOA)	0
Baseline contract value	£66,640.93

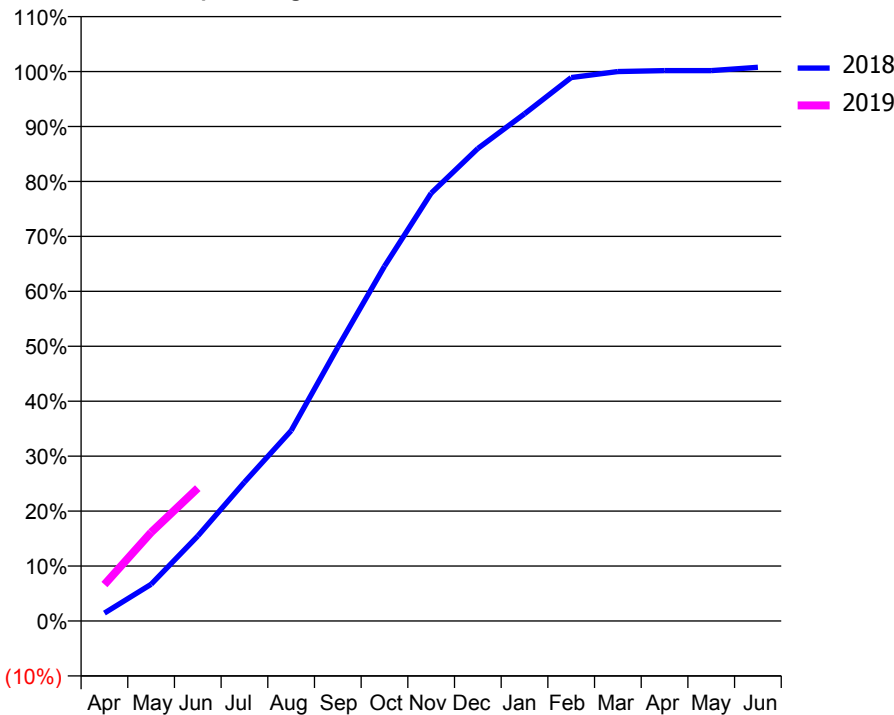
### ACCESS\*

Patients seen in 24 months	Total	Change since previous quarter
Quarter ending June 2017	1,329	
Quarter ending September 2017	1,428	↑
Quarter ending December 2017	1,469	↑
Quarter ending March 2018	1,380	↓
Quarter ending June 2018	1,335	↓
<b>Variance since June 2017</b>	<b>0.5%</b>	→



### ACTIVITY

Cumulative percentage of contracted UDA delivered 2018 & 2019



Month	Adjusted Scheduled Activity (UDA)	
	2018	2019
April	43	199
May	200	484
June	464	726
July	758	
August	1,039	
September	1,495	
October	1,937	
November	2,336	
December	2,580	
January	2,769	
February	2,967	
March	2,999	
April	3,005	
May	3,005	
June	3,023	

### QUALITY

	Quantity	Base Number	Contract	AT	Region	England
% of FP17s for the same patient ID Re-attending within 3 months - Children	13	237	5.5%	10.6%	11.3%	11.5%
% of FP17s for the same patient ID Re-attending within 3 months - Adults	31	269	11.5%	14.5%	14.9%	15.4%
% of FP17s for the same patient ID Re-attending between 3 & 9 months - Children	118	237	49.8%	58.1%	60.0%	58.9%
% of FP17s for the same patient ID Re-attending between 3 & 9 months - Adults	143	269	53.2%	49.3%	52.6%	51.6%
% of FP17s for Band 1 Urgent Courses	49	473	10.4%	8.9%	7.9%	8.9%
% of FP17s Relating to Free Repair or Replacements	2	473	0.4%	0.7%	0.8%	0.8%
% of FP17s Relating to Continuations	0	473	0.0%	0.8%	0.9%	0.9%
% of Patients satisfied with the dentistry they have received	1	1	N/A	93.6%	93.2%	93.2%
% of Patients satisfied with the time they had to wait for an appointment	1	1	N/A	87.7%	89.1%	88.8%

\* This is based on patients treated on this contract for their most recent course of treatment. Figures in italics indicate the base number of FP17s or Patient Questionnaire responses are less than 100. N/A is shown where the base number of responses is less than 10 during the period. % is calculated as Quantity/Base number\*100

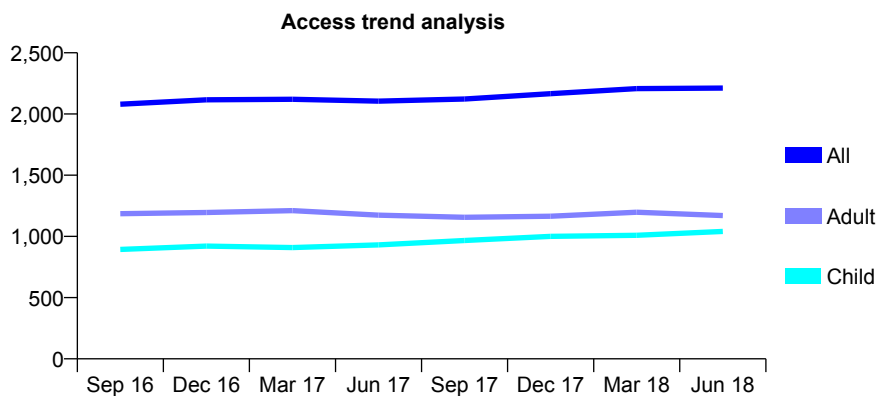
## Q58 - Vital Signs At a Glance Contract Report for 558265/0002 - June 2018

Name or company name	Reena Parmar
Contract type name	GDS Contract
Purpose of contract	General
Contract start date	06/01/2007
Contract end date	

18/19 Contracted general activity (UDA)	5,896
Carry forward general activity (UDA)	0
18/19 Contracted orthodontic activity (UOA)	0
Carry forward orthodontic activity (UOA)	0
Baseline contract value	£163,924.92

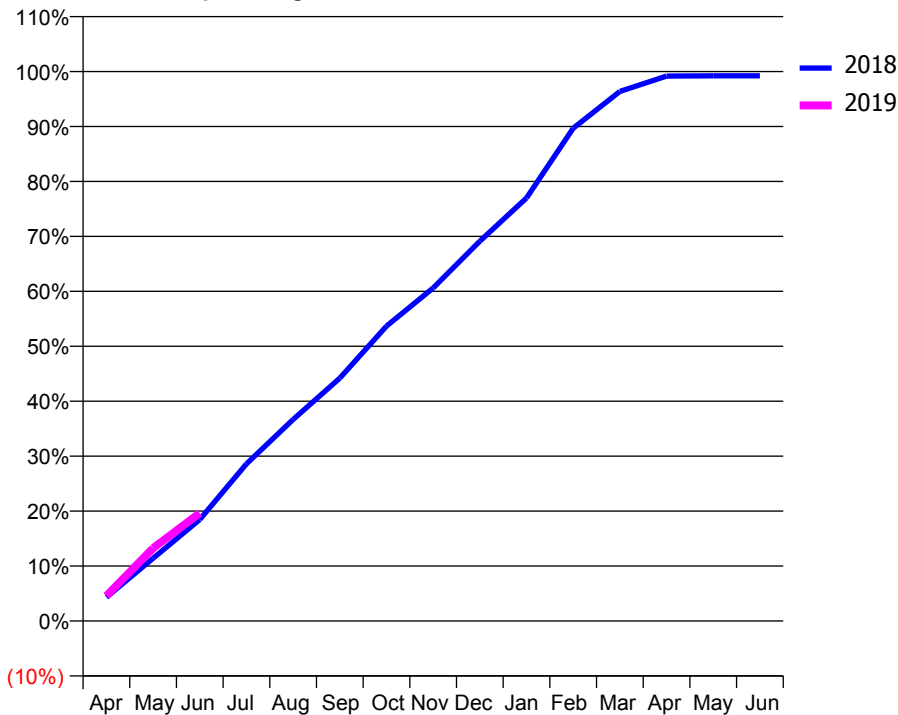
### ACCESS\*

Patients seen in 24 months	Total	Change since previous quarter
Quarter ending June 2017	2,105	
Quarter ending September 2017	2,123	→
Quarter ending December 2017	2,166	↑
Quarter ending March 2018	2,207	→
Quarter ending June 2018	2,212	→
<b>Variance since June 2017</b>	<b>5.1%</b>	<b>↑</b>



### ACTIVITY

Cumulative percentage of contracted UDA delivered 2018 & 2019



Adjusted Scheduled Activity (UDA)		
Month	2018	2019
April	256	269
May	673	782
June	1,089	1,158
July	1,686	
August	2,162	
September	2,607	
October	3,165	
November	3,574	
December	4,076	
January	4,539	
February	5,287	
March	5,682	
April	5,847	
May	5,850	
June	5,850	

### QUALITY

	Quantity	Base Number	Contract	AT	Region	England
% of FP17s for the same patient ID Re-attending within 3 months - Children	11	286	3.8%	10.6%	11.3%	11.5%
% of FP17s for the same patient ID Re-attending within 3 months - Adults	40	262	15.3%	14.5%	14.9%	15.4%
% of FP17s for the same patient ID Re-attending between 3 & 9 months - Children	122	286	42.7%	58.1%	60.0%	58.9%
% of FP17s for the same patient ID Re-attending between 3 & 9 months - Adults	87	262	33.2%	49.3%	52.6%	51.6%
% of FP17s for Band 1 Urgent Courses	61	472	12.9%	8.9%	7.9%	8.9%
% of FP17s Relating to Free Repair or Replacements	5	472	1.1%	0.7%	0.8%	0.8%
% of FP17s Relating to Continuations	0	472	0.0%	0.8%	0.9%	0.9%
% of Patients satisfied with the dentistry they have received	1	1	N/A	93.6%	93.2%	93.2%
% of Patients satisfied with the time they had to wait for an appointment	1	1	N/A	87.7%	89.1%	88.8%

\* This is based on patients treated on this contract for their most recent course of treatment. Figures in italics indicate the base number of FP17s or Patient Questionnaire responses are less than 100. N/A is shown where the base number of responses is less than 10 during the period. % is calculated as Quantity/Base number\*100

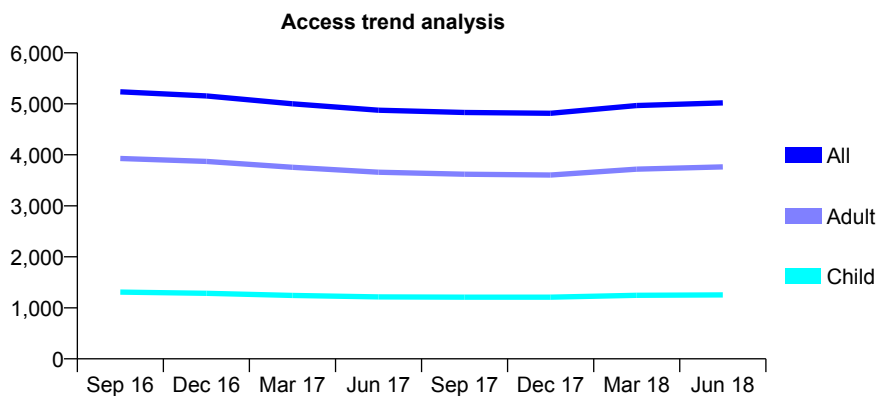
## Q58 - Vital Signs At a Glance Contract Report for 558850/0002 - June 2018

Name or company name	Broadwater Dental Practice
Contract type name	GDS Contract
Purpose of contract	General
Contract start date	08/01/2010
Contract end date	

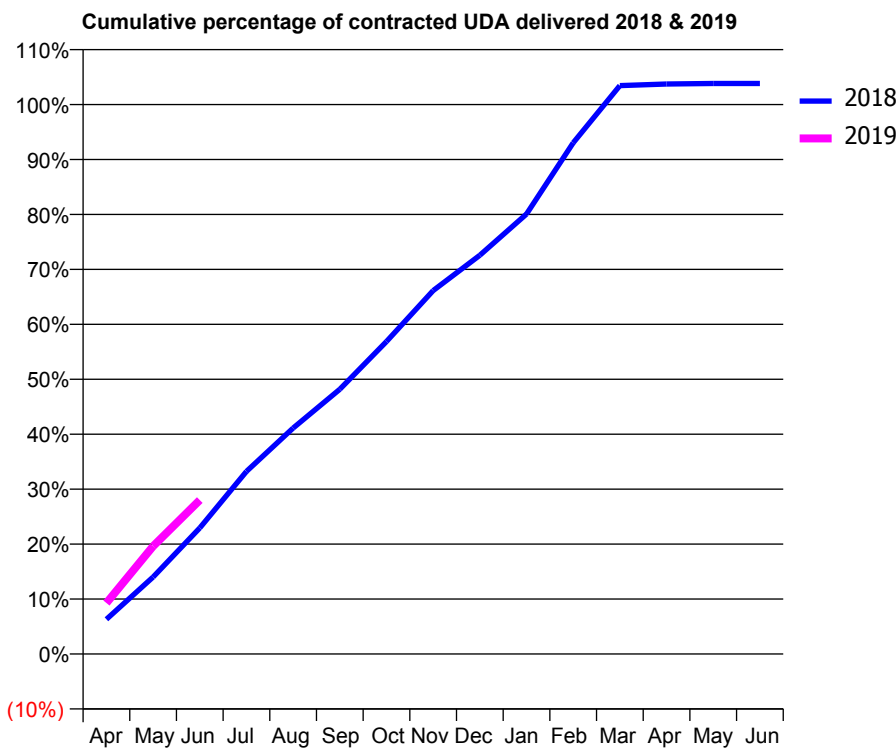
18/19 Contracted general activity (UDA)	12,296
Carry forward general activity (UDA)	0
18/19 Contracted orthodontic activity (UOA)	0
Carry forward orthodontic activity (UOA)	0
Baseline contract value	£316,744.02

### ACCESS\*

Patients seen in 24 months	Total	Change since previous quarter
Quarter ending June 2017	4,874	
Quarter ending September 2017	4,829	→
Quarter ending December 2017	4,814	→
Quarter ending March 2018	4,965	↑
Quarter ending June 2018	5,018	→
<b>Variance since June 2017</b>	<b>3.0%</b>	<b>↑</b>



### ACTIVITY



Month	Adjusted Scheduled Activity (UDA)	
	2018	2019
April	777	1,140
May	1,722	2,412
June	2,821	3,444
July	4,087	
August	5,055	
September	5,925	
October	6,992	
November	8,132	
December	8,923	
January	9,845	
February	11,439	
March	12,719	
April	12,755	
May	12,768	
June	12,768	

### QUALITY

	Quantity	Base Number	Contract	AT	Region	England
% of FP17s for the same patient ID Re-attending within 3 months - Children	35	353	9.9%	10.6%	11.3%	11.5%
% of FP17s for the same patient ID Re-attending within 3 months - Adults	180	1,126	16.0%	14.5%	14.9%	15.4%
% of FP17s for the same patient ID Re-attending between 3 & 9 months - Children	135	353	38.2%	58.1%	60.0%	58.9%
% of FP17s for the same patient ID Re-attending between 3 & 9 months - Adults	372	1,126	33.0%	49.3%	52.6%	51.6%
% of FP17s for Band 1 Urgent Courses	182	1,456	12.5%	8.9%	7.9%	8.9%
% of FP17s Relating to Free Repair or Replacements	3	1,456	0.2%	0.7%	0.8%	0.8%
% of FP17s Relating to Continuations	11	1,456	0.8%	0.8%	0.9%	0.9%
% of Patients satisfied with the dentistry they have received	2	2	N/A	93.6%	93.2%	93.2%
% of Patients satisfied with the time they had to wait for an appointment	2	2	N/A	87.7%	89.1%	88.8%

\* This is based on patients treated on this contract for their most recent course of treatment. Figures in italics indicate the base number of FP17s or Patient Questionnaire responses are less than 100. N/A is shown where the base number of responses is less than 10 during the period. % is calculated as Quantity/Base number\*100

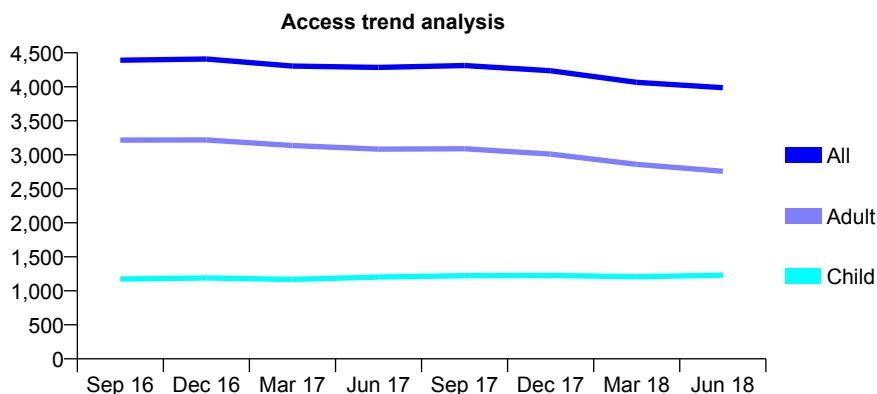
## Q58 - Vital Signs At a Glance Contract Report for 570230/0001 - June 2018

Name or company name	MR RM ALLEN
Contract type name	GDS Contract
Purpose of contract	General
Contract start date	01/04/2006
Contract end date	

18/19 Contracted general activity (UDA)	10,000
Carry forward general activity (UDA)	0
18/19 Contracted orthodontic activity (UOA)	0
Carry forward orthodontic activity (UOA)	0
Baseline contract value	£350,539.00

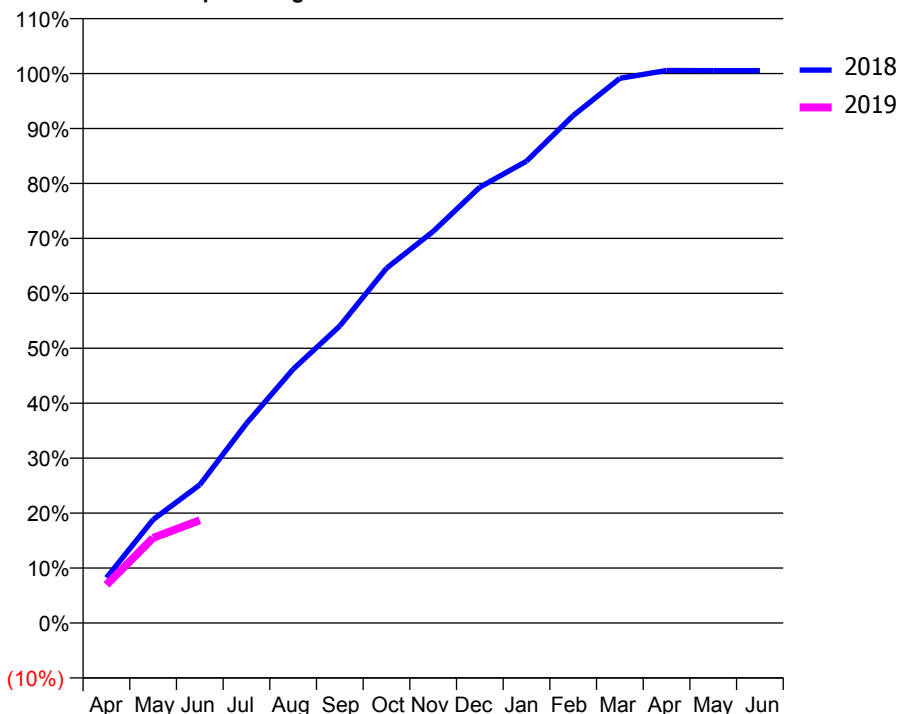
### ACCESS\*

Patients seen in 24 months	Total	Change since previous quarter
Quarter ending June 2017	4,286	
Quarter ending September 2017	4,312	→
Quarter ending December 2017	4,236	↓
Quarter ending March 2018	4,066	↓
Quarter ending June 2018	3,988	↓
<b>Variance since June 2017</b>	<b>(7.0%)</b>	↓



### ACTIVITY

Cumulative percentage of contracted UDA delivered 2018 & 2019



Adjusted Scheduled Activity (UDA)

Month	2018	2019
April	823	695
May	1,881	1,549
June	2,516	1,870
July	3,631	
August	4,619	
September	5,405	
October	6,457	
November	7,127	
December	7,931	
January	8,405	
February	9,234	
March	9,911	
April	10,056	
May	10,053	
June	10,053	

### QUALITY

	Quantity	Base Number	Contract	AT	Region	England
% of FP17s for the same patient ID Re-attending within 3 months - Children	13	347	3.7%	10.6%	11.3%	11.5%
% of FP17s for the same patient ID Re-attending within 3 months - Adults	54	606	8.9%	14.5%	14.9%	15.4%
% of FP17s for the same patient ID Re-attending between 3 & 9 months - Children	202	347	58.2%	58.1%	60.0%	58.9%
% of FP17s for the same patient ID Re-attending between 3 & 9 months - Adults	282	606	46.5%	49.3%	52.6%	51.6%
% of FP17s for Band 1 Urgent Courses	61	893	6.8%	8.9%	7.9%	8.9%
% of FP17s Relating to Free Repair or Replacements	5	893	0.6%	0.7%	0.8%	0.8%
% of FP17s Relating to Continuations	0	893	0.0%	0.8%	0.9%	0.9%
% of Patients satisfied with the dentistry they have received	3	3	N/A	93.6%	93.2%	93.2%
% of Patients satisfied with the time they had to wait for an appointment	2	3	N/A	87.7%	89.1%	88.8%

\* This is based on patients treated on this contract for their most recent course of treatment. Figures in italics indicate the base number of FP17s or Patient Questionnaire responses are less than 100. N/A is shown where the base number of responses is less than 10 during the period. % is calculated as Quantity/Base number\*100

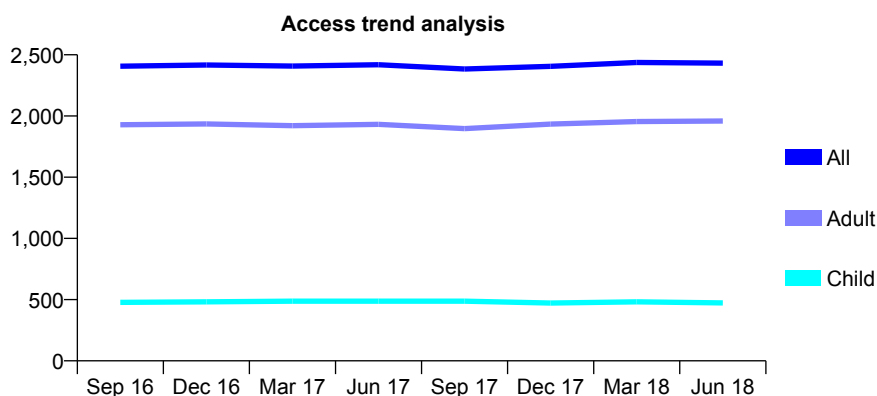
## Q58 - Vital Signs At a Glance Contract Report for 570540/0001 - June 2018

Name or company name	Noorali Bhatia and Riyaz Abdur Rasul Pradh...
Contract type name	GDS Contract
Purpose of contract	General
Contract start date	01/04/2006
Contract end date	

18/19 Contracted general activity (UDA)	7,430
Carry forward general activity (UDA)	0
18/19 Contracted orthodontic activity (UOA)	0
Carry forward orthodontic activity (UOA)	0
Baseline contract value	£206,969.17

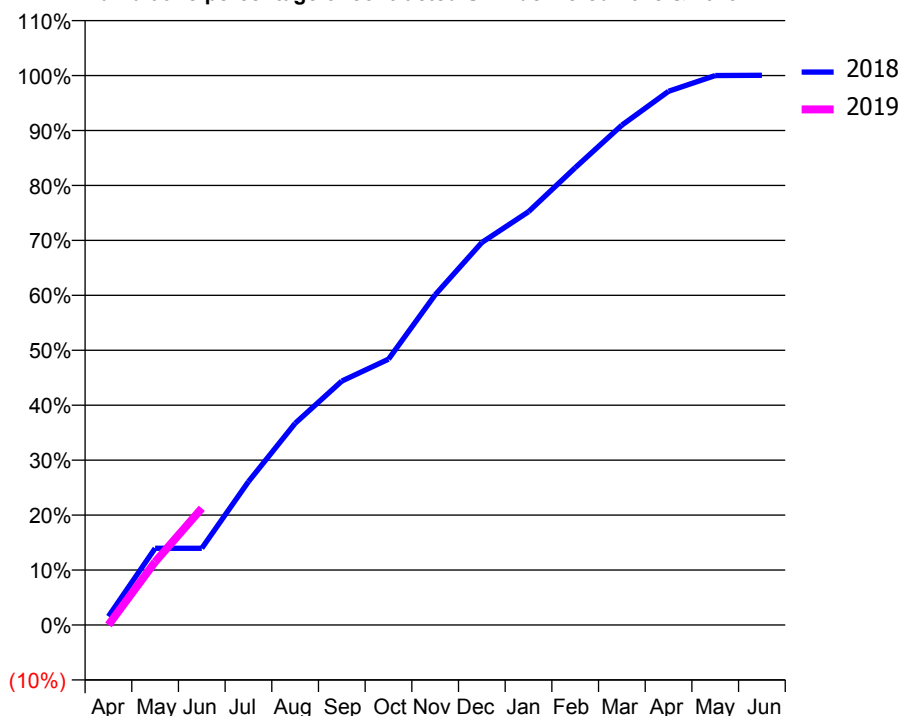
### ACCESS\*

Patients seen in 24 months	Total	Change since previous quarter
Quarter ending June 2017	2,419	
Quarter ending September 2017	2,384	↓
Quarter ending December 2017	2,406	→
Quarter ending March 2018	2,437	→
Quarter ending June 2018	2,432	→
<b>Variance since June 2017</b>	<b>0.5%</b>	<b>→</b>



### ACTIVITY

Cumulative percentage of contracted UDA delivered 2018 & 2019



Month	Adjusted Scheduled Activity (UDA)	
	2018	2019
April	117	0
May	1,038	854
June	1,038	1,578
July	1,940	
August	2,727	
September	3,298	
October	3,594	
November	4,466	
December	5,173	
January	5,588	
February	6,184	
March	6,759	
April	7,216	
May	7,429	
June	7,432	

### QUALITY

	Quantity	Base Number	Contract	AT	Region	England
% of FP17s for the same patient ID Re-attending within 3 months - Children	9	169	5.3%	10.6%	11.3%	11.5%
% of FP17s for the same patient ID Re-attending within 3 months - Adults	63	669	9.4%	14.5%	14.9%	15.4%
% of FP17s for the same patient ID Re-attending between 3 & 9 months - Children	88	169	52.1%	58.1%	60.0%	58.9%
% of FP17s for the same patient ID Re-attending between 3 & 9 months - Adults	299	669	44.7%	49.3%	52.6%	51.6%
% of FP17s for Band 1 Urgent Courses	29	586	4.9%	8.9%	7.9%	8.9%
% of FP17s Relating to Free Repair or Replacements	8	586	1.4%	0.7%	0.8%	0.8%
% of FP17s Relating to Continuations	7	586	1.2%	0.8%	0.9%	0.9%
% of Patients satisfied with the dentistry they have received	3	3	N/A	93.6%	93.2%	93.2%
% of Patients satisfied with the time they had to wait for an appointment	3	3	N/A	87.7%	89.1%	88.8%

\* This is based on patients treated on this contract for their most recent course of treatment. Figures in italics indicate the base number of FP17s or Patient Questionnaire responses are less than 100. N/A is shown where the base number of responses is less than 10 during the period. % is calculated as Quantity/Base number\*100

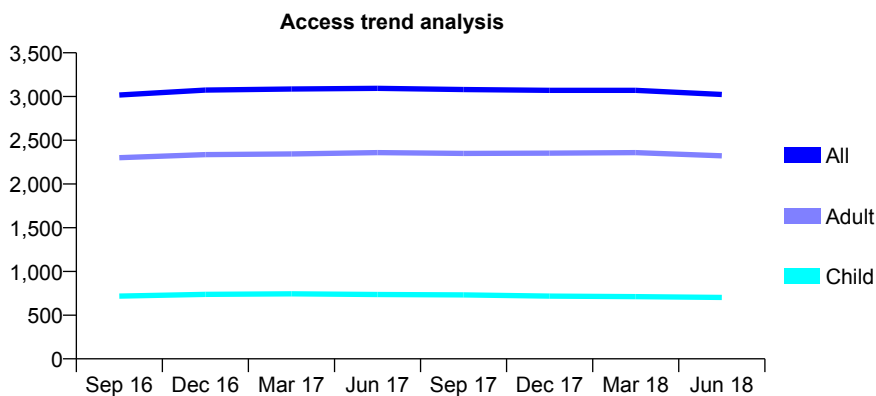
## Q58 - Vital Signs At a Glance Contract Report for 572225/0001 - June 2018

Name or company name	MR CK DE BONO
Contract type name	GDS Contract
Purpose of contract	General
Contract start date	01/04/2006
Contract end date	

18/19 Contracted general activity (UDA)	8,383
Carry forward general activity (UDA)	0
18/19 Contracted orthodontic activity (UOA)	0
Carry forward orthodontic activity (UOA)	0
Baseline contract value	£258,563.91

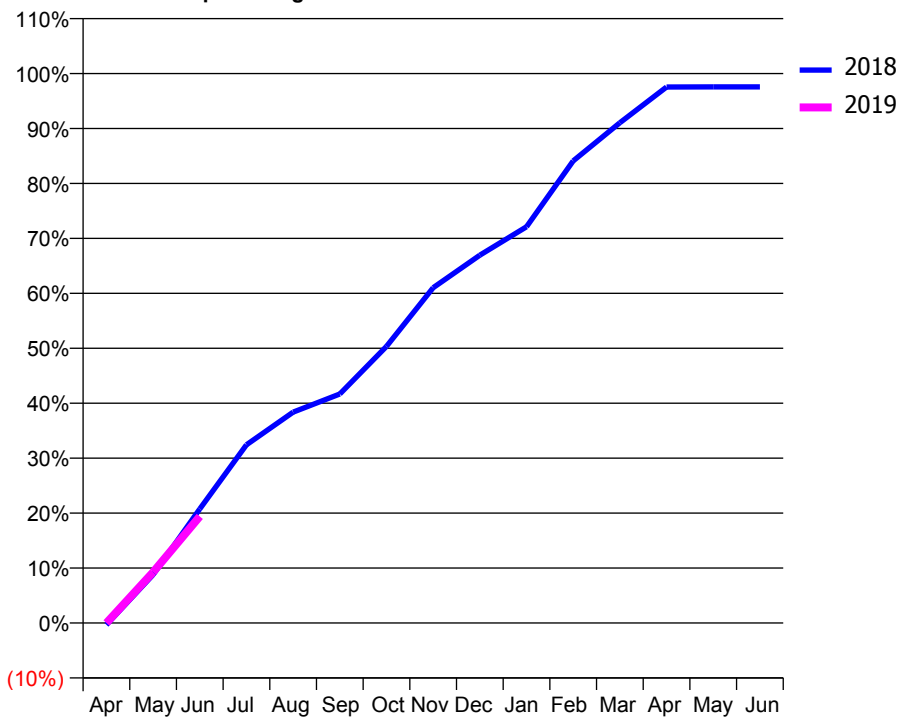
### ACCESS\*

Patients seen in 24 months	Total	Change since previous quarter
Quarter ending June 2017	3,094	
Quarter ending September 2017	3,080	→
Quarter ending December 2017	3,070	→
Quarter ending March 2018	3,070	→
Quarter ending June 2018	3,024	↓
<b>Variance since June 2017</b>	<b>(2.3%)</b>	<b>↓</b>



### ACTIVITY

Cumulative percentage of contracted UDA delivered 2018 & 2019



Adjusted Scheduled Activity (UDA)

Month	2018	2019
April	-29	0
May	737	776
June	1,740	1,627
July	2,718	
August	3,217	
September	3,493	
October	4,220	
November	5,116	
December	5,611	
January	6,044	
February	7,050	
March	7,632	
April	8,176	
May	8,179	
June	8,179	

### QUALITY

	Quantity	Base Number	Contract	AT	Region	England
% of FP17s for the same patient ID Re-attending within 3 months - Children	5	274	1.8%	10.6%	11.3%	11.5%
% of FP17s for the same patient ID Re-attending within 3 months - Adults	53	775	6.8%	14.5%	14.9%	15.4%
% of FP17s for the same patient ID Re-attending between 3 & 9 months - Children	162	274	59.1%	58.1%	60.0%	58.9%
% of FP17s for the same patient ID Re-attending between 3 & 9 months - Adults	346	775	44.6%	49.3%	52.6%	51.6%
% of FP17s for Band 1 Urgent Courses	0	844	0.0%	8.9%	7.9%	8.9%
% of FP17s Relating to Free Repair or Replacements	0	844	0.0%	0.7%	0.8%	0.8%
% of FP17s Relating to Continuations	1	844	0.1%	0.8%	0.9%	0.9%
% of Patients satisfied with the dentistry they have received	5	5	N/A	93.6%	93.2%	93.2%
% of Patients satisfied with the time they had to wait for an appointment	5	5	N/A	87.7%	89.1%	88.8%

\* This is based on patients treated on this contract for their most recent course of treatment. Figures in italics indicate the base number of FP17s or Patient Questionnaire responses are less than 100. N/A is shown where the base number of responses is less than 10 during the period. % is calculated as Quantity/Base number\*100

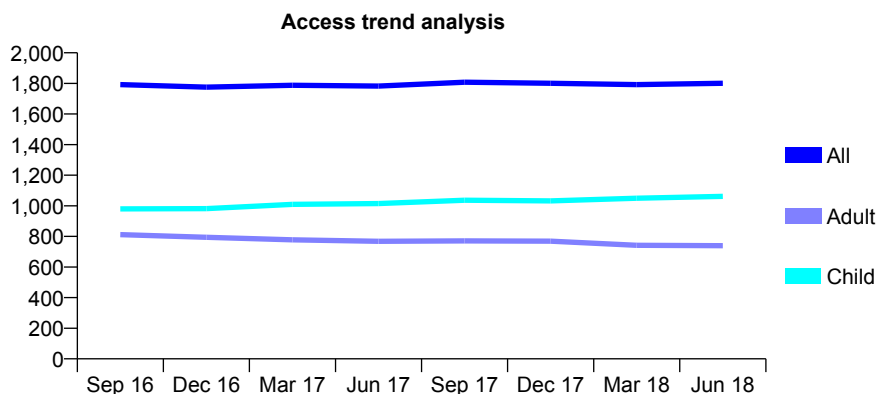
## Q58 - Vital Signs At a Glance Contract Report for 573949/0001 - June 2018

Name or company name	MR IJ DIBBLE
Contract type name	GDS Contract
Purpose of contract	General and Orthodontic
Contract start date	01/04/2006
Contract end date	

18/19 Contracted general activity (UDA)	4,055
Carry forward general activity (UDA)	0
18/19 Contracted orthodontic activity (UOA)	1,050
Carry forward orthodontic activity (UOA)	0
Baseline contract value	£215,610.24

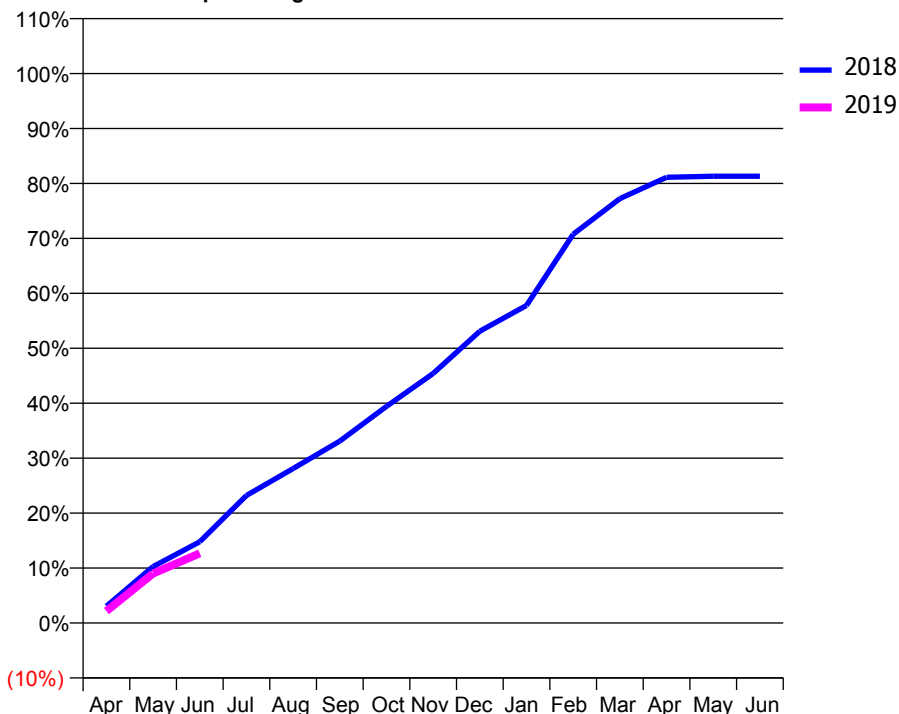
### ACCESS\*

Patients seen in 24 months	Total	Change since previous quarter
Quarter ending June 2017	1,783	
Quarter ending September 2017	1,808	→
Quarter ending December 2017	1,801	→
Quarter ending March 2018	1,792	→
Quarter ending June 2018	1,801	→
<b>Variance since June 2017</b>	<b>1.0%</b>	<b>→</b>



### ACTIVITY

**Cumulative percentage of contracted UDA delivered 2018 & 2019**



**Adjusted Scheduled Activity (UDA)**

Month	2018	2019
April	124	88
May	416	366
June	600	514
July	942	
August	1,140	
September	1,343	
October	1,598	
November	1,841	
December	2,154	
January	2,344	
February	2,869	
March	3,131	
April	3,289	
May	3,297	
June	3,297	

### QUALITY

	Quantity	Base Number	Contract	AT	Region	England
% of FP17s for the same patient ID Re-attending within 3 months - Children	14	355	3.9%	10.6%	11.3%	11.5%
% of FP17s for the same patient ID Re-attending within 3 months - Adults	8	140	5.7%	14.5%	14.9%	15.4%
% of FP17s for the same patient ID Re-attending between 3 & 9 months - Children	256	355	72.1%	58.1%	60.0%	58.9%
% of FP17s for the same patient ID Re-attending between 3 & 9 months - Adults	79	140	56.4%	49.3%	52.6%	51.6%
% of FP17s for Band 1 Urgent Courses	1	365	0.3%	8.9%	7.9%	8.9%
% of FP17s Relating to Free Repair or Replacements	0	365	0.0%	0.7%	0.8%	0.8%
% of FP17s Relating to Continuations	1	365	0.3%	0.8%	0.9%	0.9%
% of Patients satisfied with the dentistry they have received	2	2	N/A	93.6%	93.2%	93.2%
% of Patients satisfied with the time they had to wait for an appointment	2	2	N/A	87.7%	89.1%	88.8%

\* This is based on patients treated on this contract for their most recent course of treatment. Figures in italics indicate the base number of FP17s or Patient Questionnaire responses are less than 100. N/A is shown where the base number of responses is less than 10 during the period. % is calculated as Quantity/Base number\*100

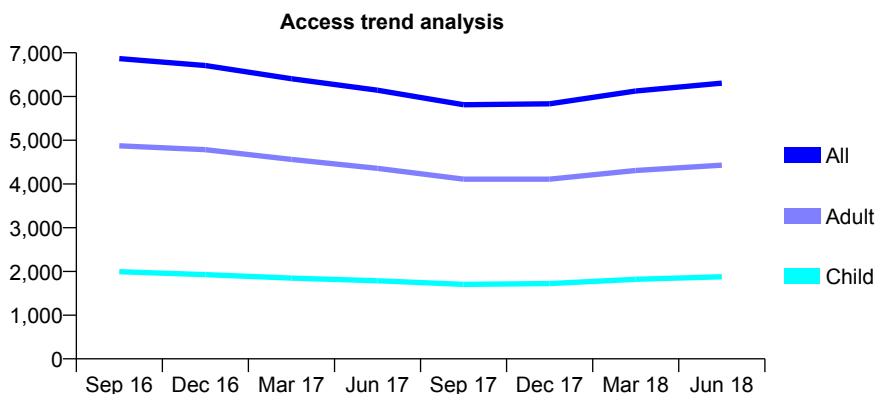
## Q58 - Vital Signs At a Glance Contract Report for 575623/0002 - June 2018

Name or company name	MR MK PATEL
Contract type name	GDS Contract
Purpose of contract	General
Contract start date	01/04/2006
Contract end date	

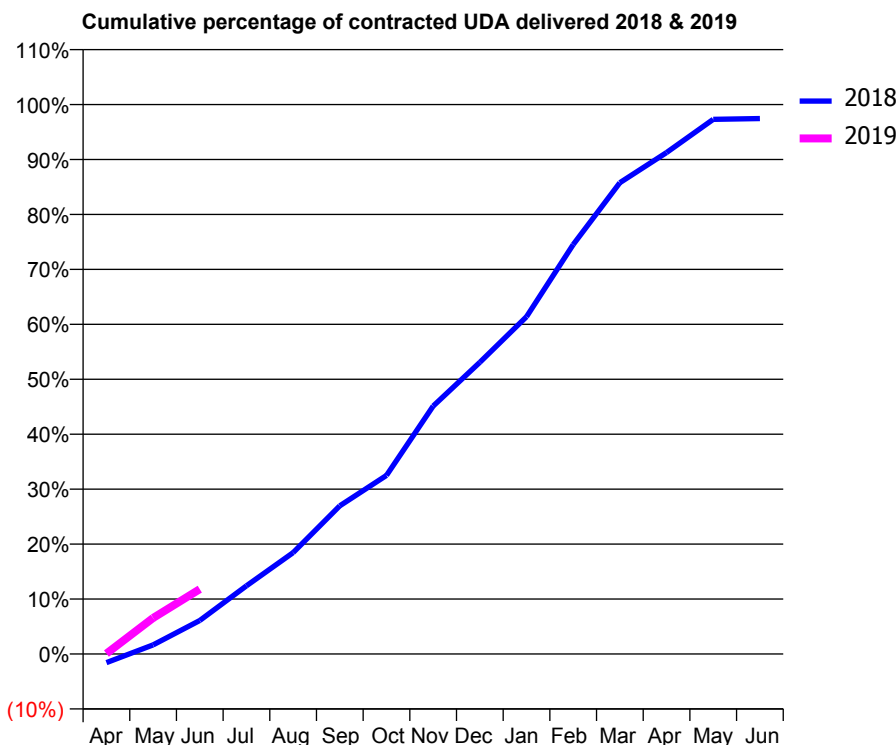
18/19 Contracted general activity (UDA)	14,199
Carry forward general activity (UDA)	0
18/19 Contracted orthodontic activity (UOA)	0
Carry forward orthodontic activity (UOA)	0
Baseline contract value	£338,823.58

### ACCESS\*

Patients seen in 24 months	Total	Change since previous quarter
Quarter ending June 2017	6,143	
Quarter ending September 2017	5,812	↓
Quarter ending December 2017	5,833	→
Quarter ending March 2018	6,126	↑
Quarter ending June 2018	6,307	↑
<b>Variance since June 2017</b>	<b>2.7%</b>	<b>↑</b>



### ACTIVITY



Month	Adjusted Scheduled Activity (UDA)	
	2018	2019
April	-225	12
May	237	932
June	867	1,676
July	1,763	
August	2,622	
September	3,828	
October	4,614	
November	6,407	
December	7,537	
January	8,716	
February	10,579	
March	12,179	
April	12,958	
May	13,816	
June	13,836	

### QUALITY

	Quantity	Base Number	Contract	AT	Region	England
% of FP17s for the same patient ID Re-attending within 3 months - Children	63	553	11.4%	10.6%	11.3%	11.5%
% of FP17s for the same patient ID Re-attending within 3 months - Adults	197	1,300	15.2%	14.5%	14.9%	15.4%
% of FP17s for the same patient ID Re-attending between 3 & 9 months - Children	259	553	46.8%	58.1%	60.0%	58.9%
% of FP17s for the same patient ID Re-attending between 3 & 9 months - Adults	542	1,300	41.7%	49.3%	52.6%	51.6%
% of FP17s for Band 1 Urgent Courses	67	892	7.5%	8.9%	7.9%	8.9%
% of FP17s Relating to Free Repair or Replacements	5	892	0.6%	0.7%	0.8%	0.8%
% of FP17s Relating to Continuations	1	892	0.1%	0.8%	0.9%	0.9%
% of Patients satisfied with the dentistry they have received	3	3	N/A	93.6%	93.2%	93.2%
% of Patients satisfied with the time they had to wait for an appointment	1	3	N/A	87.7%	89.1%	88.8%

\* This is based on patients treated on this contract for their most recent course of treatment. Figures in italics indicate the base number of FP17s or Patient Questionnaire responses are less than 100. N/A is shown where the base number of responses is less than 10 during the period. % is calculated as Quantity/Base number\*100



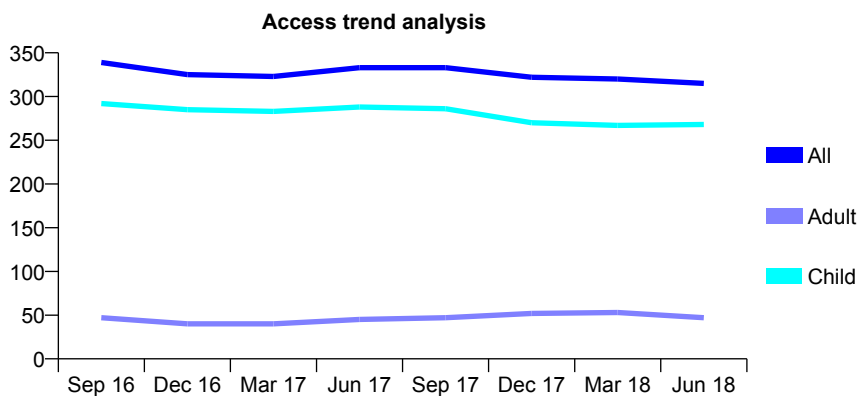
## Q58 - Vital Signs At a Glance Contract Report for 575976/0001 - June 2018

Name or company name	MR RJ GOEL
Contract type name	GDS Contract
Purpose of contract	General
Contract start date	01/04/2006
Contract end date	

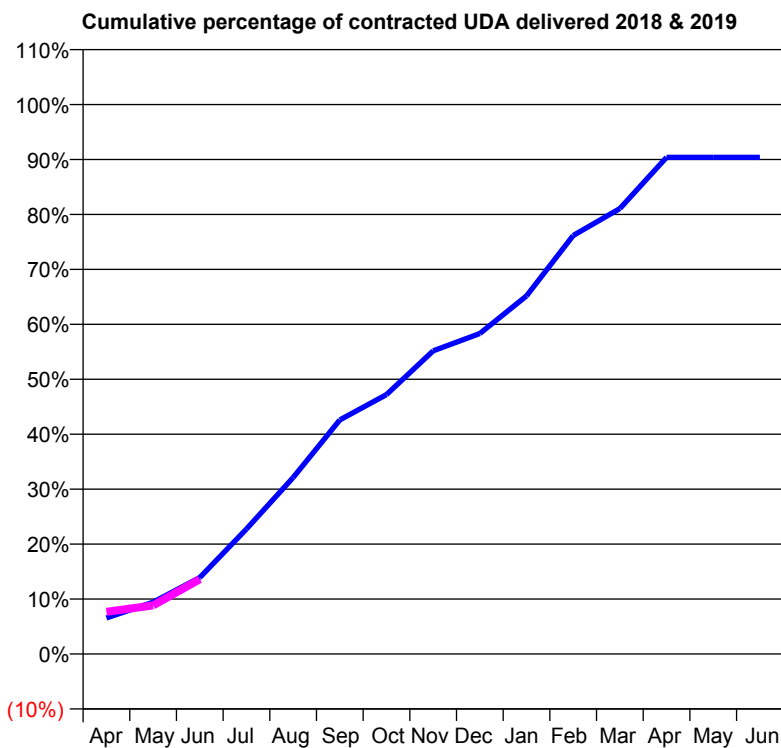
18/19 Contracted general activity (UDA)	700
Carry forward general activity (UDA)	0
18/19 Contracted orthodontic activity (UOA)	0
Carry forward orthodontic activity (UOA)	0
Baseline contract value	£17,248.00

### ACCESS\*

Patients seen in 24 months	Total	Change since previous quarter
Quarter ending June 2017	333	
Quarter ending September 2017	333	→
Quarter ending December 2017	322	↓
Quarter ending March 2018	320	→
Quarter ending June 2018	315	↓
<b>Variance since June 2017</b>	<b>(5.4%)</b>	<b>↓</b>



### ACTIVITY



Month	Adjusted Scheduled Activity (UDA)	
	2018	2019
April	46	54
May	66	62
June	97	95
July	159	
August	225	
September	298	
October	330	
November	386	
December	408	
January	456	
February	533	
March	567	
April	633	
May	633	
June	633	

### QUALITY

	Quantity	Base Number	Contract	AT	Region	England
% of FP17s for the same patient ID Re-attending within 3 months - Children	15	136	11.0%	10.6%	11.3%	11.5%
% of FP17s for the same patient ID Re-attending within 3 months - Adults	0	0	N/A	14.5%	14.9%	15.4%
% of FP17s for the same patient ID Re-attending between 3 & 9 months - Children	75	136	55.1%	58.1%	60.0%	58.9%
% of FP17s for the same patient ID Re-attending between 3 & 9 months - Adults	0	0	N/A	49.3%	52.6%	51.6%
% of FP17s for Band 1 Urgent Courses	11	76	14.5%	8.9%	7.9%	8.9%
% of FP17s Relating to Free Repair or Replacements	0	76	0.0%	0.7%	0.8%	0.8%
% of FP17s Relating to Continuations	0	76	0.0%	0.8%	0.9%	0.9%
% of Patients satisfied with the dentistry they have received	0	0	N/A	93.6%	93.2%	93.2%
% of Patients satisfied with the time they had to wait for an appointment	0	0	N/A	87.7%	89.1%	88.8%

\* This is based on patients treated on this contract for their most recent course of treatment. Figures in italics indicate the base number of FP17s or Patient Questionnaire responses are less than 100. N/A is shown where the base number of responses is less than 10 during the period. % is calculated as Quantity/Base number\*100

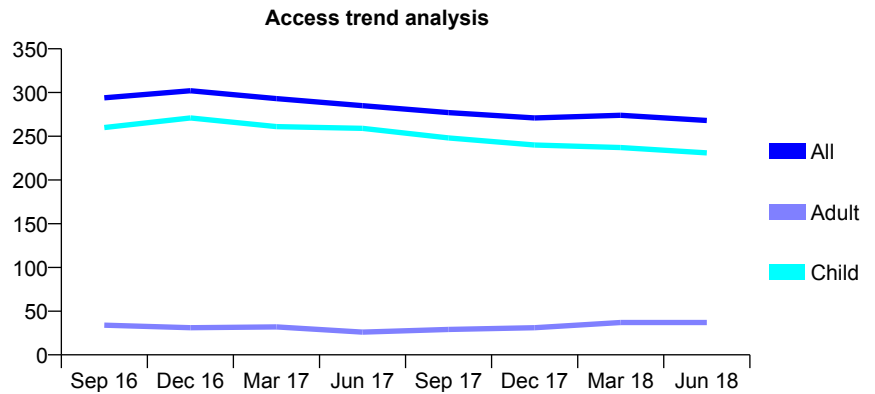
## Q58 - Vital Signs At a Glance Contract Report for 576875/0001 - June 2018

Name or company name	MR M GREENSTEIN
Contract type name	GDS Contract
Purpose of contract	General
Contract start date	01/04/2006
Contract end date	

18/19 Contracted general activity (UDA)	548
Carry forward general activity (UDA)	0
18/19 Contracted orthodontic activity (UOA)	0
Carry forward orthodontic activity (UOA)	0
Baseline contract value	£10,985.62

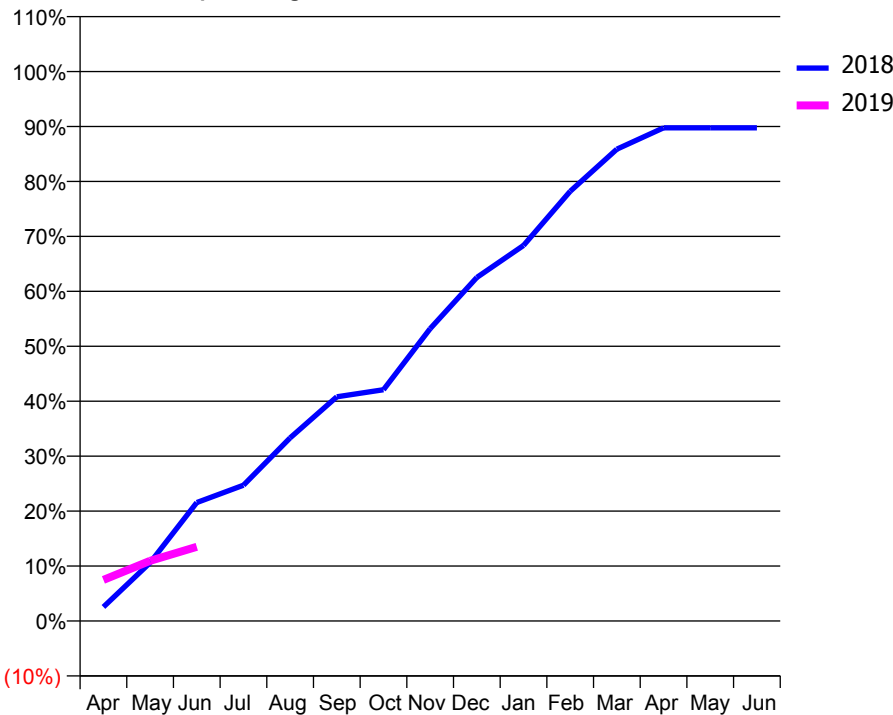
### ACCESS\*

Patients seen in 24 months	Total	Change since previous quarter
Quarter ending June 2017	285	
Quarter ending September 2017	277	↓
Quarter ending December 2017	271	↓
Quarter ending March 2018	274	→
Quarter ending June 2018	268	↓
<b>Variance since June 2017</b>	<b>(6.0%)</b>	<b>↓</b>



### ACTIVITY

Cumulative percentage of contracted UDA delivered 2018 & 2019



Month	Adjusted Scheduled Activity (UDA)	
	2018	2019
April	14	41
May	58	60
June	118	74
July	135	
August	183	
September	224	
October	231	
November	292	
December	343	
January	375	
February	429	
March	471	
April	492	
May	492	
June	492	

### QUALITY

	Quantity	Base Number	Contract	AT	Region	England
% of FP17s for the same patient ID Re-attending within 3 months - Children	4	87	4.6%	10.6%	11.3%	11.5%
% of FP17s for the same patient ID Re-attending within 3 months - Adults	0	0	N/A	14.5%	14.9%	15.4%
% of FP17s for the same patient ID Re-attending between 3 & 9 months - Children	62	87	71.3%	58.1%	60.0%	58.9%
% of FP17s for the same patient ID Re-attending between 3 & 9 months - Adults	0	0	N/A	49.3%	52.6%	51.6%
% of FP17s for Band 1 Urgent Courses	0	66	0.0%	8.9%	7.9%	8.9%
% of FP17s Relating to Free Repair or Replacements	0	66	0.0%	0.7%	0.8%	0.8%
% of FP17s Relating to Continuations	0	66	0.0%	0.8%	0.9%	0.9%
% of Patients satisfied with the dentistry they have received	0	0	N/A	93.6%	93.2%	93.2%
% of Patients satisfied with the time they had to wait for an appointment	0	0	N/A	87.7%	89.1%	88.8%

\* This is based on patients treated on this contract for their most recent course of treatment. Figures in italics indicate the base number of FP17s or Patient Questionnaire responses are less than 100. N/A is shown where the base number of responses is less than 10 during the period. % is calculated as Quantity/Base number\*100

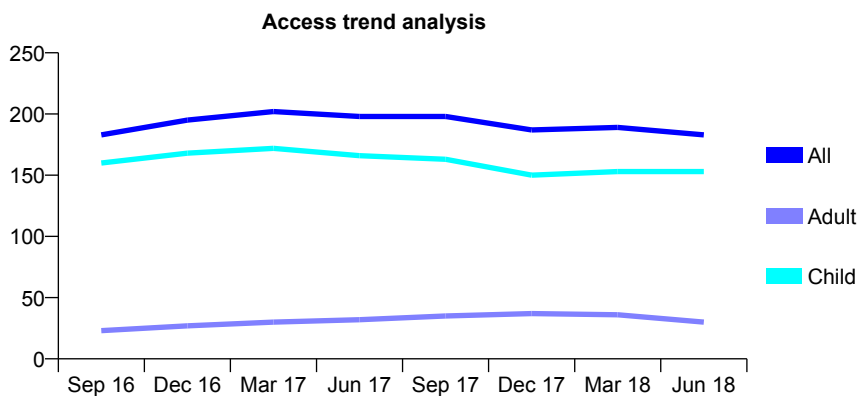
## Q58 - Vital Signs At a Glance Contract Report for 624497/0002 - June 2018

Name or company name	Sachin Shah
Contract type name	GDS Contract
Purpose of contract	General
Contract start date	01/03/2015
Contract end date	

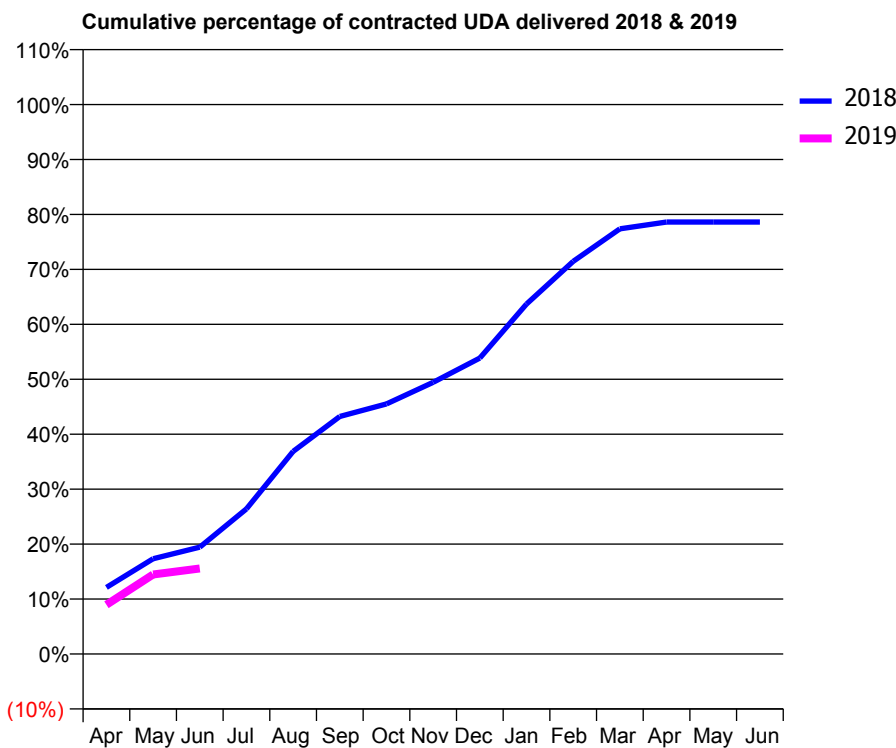
18/19 Contracted general activity (UDA)	660
Carry forward general activity (UDA)	0
18/19 Contracted orthodontic activity (UOA)	0
Carry forward orthodontic activity (UOA)	0
Baseline contract value	£15,738.73

### ACCESS\*

Patients seen in 24 months	Total	Change since previous quarter
Quarter ending June 2017	198	
Quarter ending September 2017	198	→
Quarter ending December 2017	187	↓
Quarter ending March 2018	189	→
Quarter ending June 2018	183	↓
<b>Variance since June 2017</b>	<b>(7.6%)</b>	<b>↓</b>



### ACTIVITY



Adjusted Scheduled Activity (UDA)		
Month	2018	2019
April	80	59
May	114	96
June	128	103
July	174	
August	243	
September	285	
October	300	
November	326	
December	355	
January	420	
February	472	
March	511	
April	519	
May	519	
June	519	

### QUALITY

	Quantity	Base Number	Contract	AT	Region	England
% of FP17s for the same patient ID Re-attending within 3 months - Children	5	48	10.4%	10.6%	11.3%	11.5%
% of FP17s for the same patient ID Re-attending within 3 months - Adults	1	2	50.0%	14.5%	14.9%	15.4%
% of FP17s for the same patient ID Re-attending between 3 & 9 months - Children	25	48	52.1%	58.1%	60.0%	58.9%
% of FP17s for the same patient ID Re-attending between 3 & 9 months - Adults	1	2	50.0%	49.3%	52.6%	51.6%
% of FP17s for Band 1 Urgent Courses	4	46	8.7%	8.9%	7.9%	8.9%
% of FP17s Relating to Free Repair or Replacements	0	46	0.0%	0.7%	0.8%	0.8%
% of FP17s Relating to Continuations	0	46	0.0%	0.8%	0.9%	0.9%
% of Patients satisfied with the dentistry they have received	0	0	N/A	93.6%	93.2%	93.2%
% of Patients satisfied with the time they had to wait for an appointment	0	0	N/A	87.7%	89.1%	88.8%

\* This is based on patients treated on this contract for their most recent course of treatment. Figures in italics indicate the base number of FP17s or Patient Questionnaire responses are less than 100. N/A is shown where the base number of responses is less than 10 during the period. % is calculated as Quantity/Base number\*100

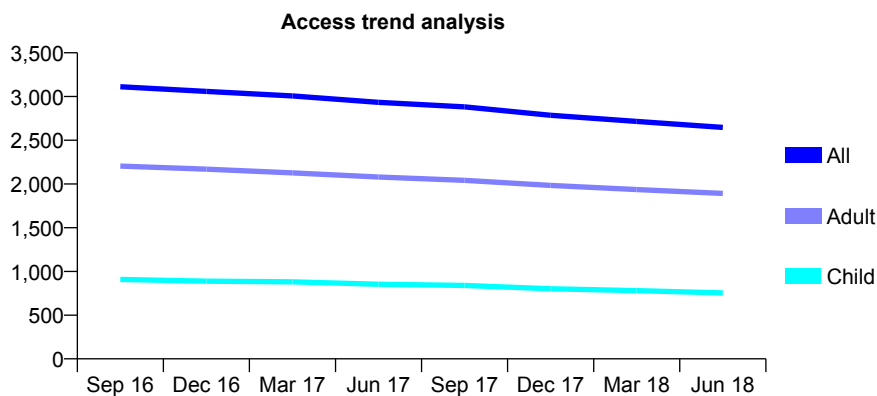
## Q58 - Vital Signs At a Glance Contract Report for 624853/0001 - June 2018

Name or company name	MR AV BRAMWELL
Contract type name	GDS Contract
Purpose of contract	General
Contract start date	01/04/2006
Contract end date	

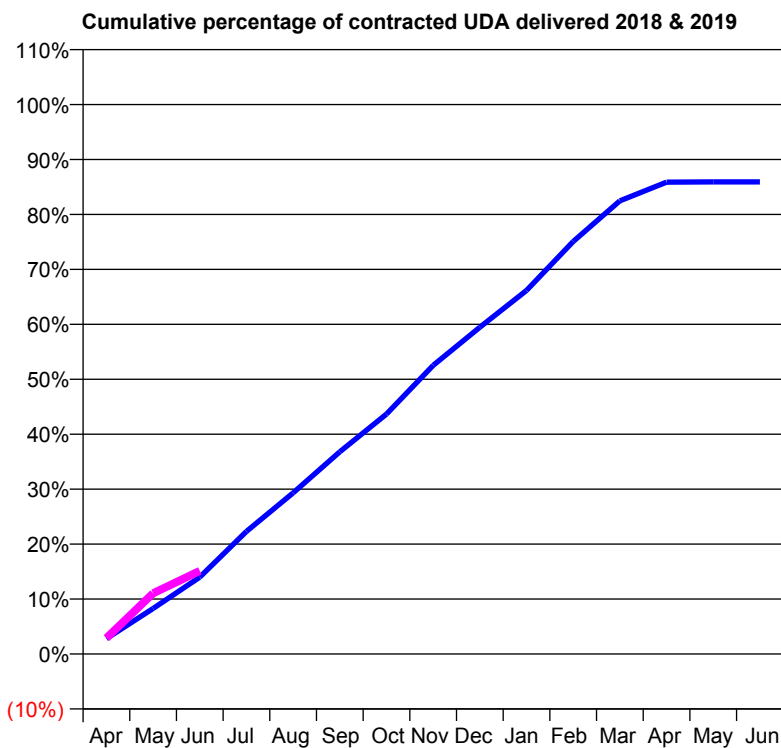
18/19 Contracted general activity (UDA)	7,747
Carry forward general activity (UDA)	0
18/19 Contracted orthodontic activity (UOA)	0
Carry forward orthodontic activity (UOA)	0
Baseline contract value	£176,262.23

### ACCESS\*

Patients seen in 24 months	Total	Change since previous quarter
Quarter ending June 2017	2,934	
Quarter ending September 2017	2,881	↓
Quarter ending December 2017	2,785	↓
Quarter ending March 2018	2,716	↓
Quarter ending June 2018	2,646	↓
<b>Variance since June 2017</b>	<b>(9.8%)</b>	<b>↓</b>



### ACTIVITY



Month	Adjusted Scheduled Activity (UDA)	
	2018	2019
April	217	224
May	642	857
June	1,084	1,171
July	1,728	
August	2,271	
September	2,850	
October	3,382	
November	4,070	
December	4,607	
January	5,125	
February	5,815	
March	6,388	
April	6,653	
May	6,656	
June	6,656	

### QUALITY

	Quantity	Base Number	Contract	AT	Region	England
% of FP17s for the same patient ID Re-attending within 3 months - Children	15	207	7.2%	10.6%	11.3%	11.5%
% of FP17s for the same patient ID Re-attending within 3 months - Adults	137	621	22.1%	14.5%	14.9%	15.4%
% of FP17s for the same patient ID Re-attending between 3 & 9 months - Children	121	207	58.5%	58.1%	60.0%	58.9%
% of FP17s for the same patient ID Re-attending between 3 & 9 months - Adults	326	621	52.5%	49.3%	52.6%	51.6%
% of FP17s for Band 1 Urgent Courses	22	680	3.2%	8.9%	7.9%	8.9%
% of FP17s Relating to Free Repair or Replacements	4	680	0.6%	0.7%	0.8%	0.8%
% of FP17s Relating to Continuations	61	680	9.0%	0.8%	0.9%	0.9%
% of Patients satisfied with the dentistry they have received	2	2	N/A	93.6%	93.2%	93.2%
% of Patients satisfied with the time they had to wait for an appointment	2	2	N/A	87.7%	89.1%	88.8%

\* This is based on patients treated on this contract for their most recent course of treatment. Figures in italics indicate the base number of FP17s or Patient Questionnaire responses are less than 100. N/A is shown where the base number of responses is less than 10 during the period. % is calculated as Quantity/Base number\*100

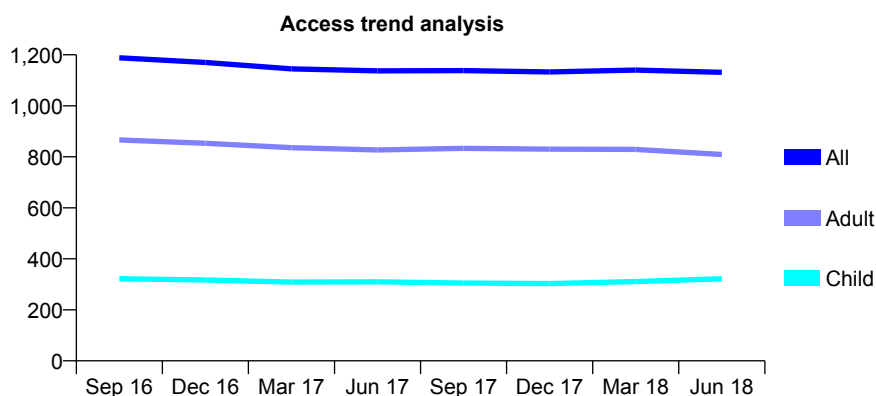
## Q58 - Vital Signs At a Glance Contract Report for 625884/0001 - June 2018

Name or company name	MR P JACKSON
Contract type name	GDS Contract
Purpose of contract	General
Contract start date	01/04/2006
Contract end date	

18/19 Contracted general activity (UDA)	2,069
Carry forward general activity (UDA)	0
18/19 Contracted orthodontic activity (UOA)	0
Carry forward orthodontic activity (UOA)	0
Baseline contract value	£51,431.39

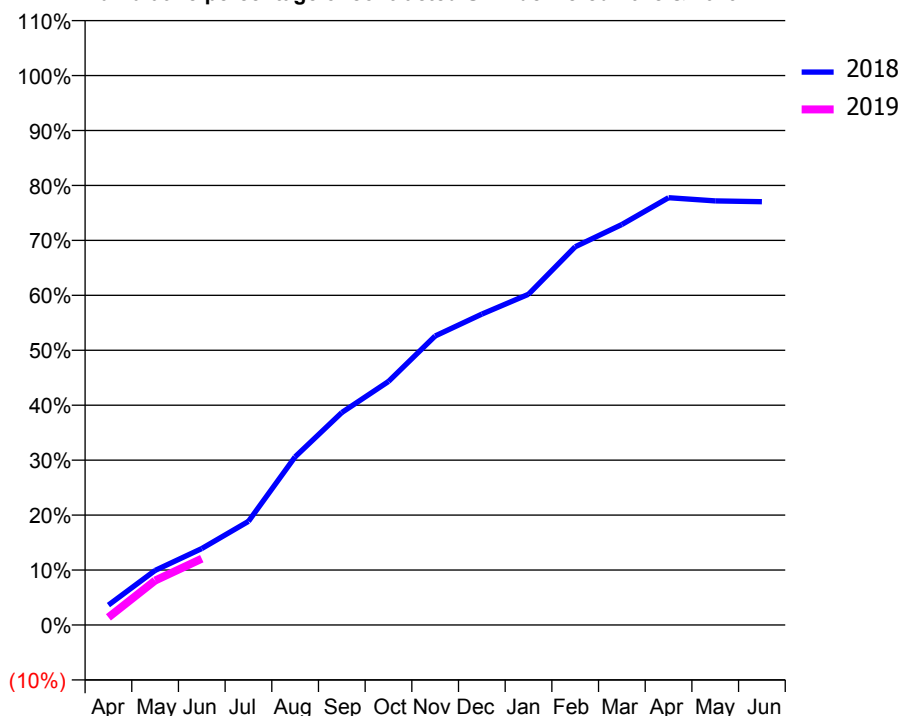
### ACCESS\*

Patients seen in 24 months	Total	Change since previous quarter
Quarter ending June 2017	1,137	
Quarter ending September 2017	1,138	→
Quarter ending December 2017	1,133	→
Quarter ending March 2018	1,140	→
Quarter ending June 2018	1,131	→
<b>Variance since June 2017</b>	<b>(0.5%)</b>	→



### ACTIVITY

Cumulative percentage of contracted UDA delivered 2018 & 2019



Adjusted Scheduled Activity (UDA)

Month	2018	2019
April	75	29
May	206	168
June	288	250
July	390	
August	633	
September	800	
October	917	
November	1,088	
December	1,170	
January	1,245	
February	1,424	
March	1,508	
April	1,609	
May	1,597	
June	1,594	

### QUALITY

	Quantity	Base Number	Contract	AT	Region	England
% of FP17s for the same patient ID Re-attending within 3 months - Children	9	106	8.5%	10.6%	11.3%	11.5%
% of FP17s for the same patient ID Re-attending within 3 months - Adults	29	239	12.1%	14.5%	14.9%	15.4%
% of FP17s for the same patient ID Re-attending between 3 & 9 months - Children	61	106	57.5%	58.1%	60.0%	58.9%
% of FP17s for the same patient ID Re-attending between 3 & 9 months - Adults	131	239	54.8%	49.3%	52.6%	51.6%
% of FP17s for Band 1 Urgent Courses	10	133	7.5%	8.9%	7.9%	8.9%
% of FP17s Relating to Free Repair or Replacements	1	133	0.8%	0.7%	0.8%	0.8%
% of FP17s Relating to Continuations	1	133	0.8%	0.8%	0.9%	0.9%
% of Patients satisfied with the dentistry they have received	1	1	N/A	93.6%	93.2%	93.2%
% of Patients satisfied with the time they had to wait for an appointment	1	1	N/A	87.7%	89.1%	88.8%

\* This is based on patients treated on this contract for their most recent course of treatment. Figures in italics indicate the base number of FP17s or Patient Questionnaire responses are less than 100. N/A is shown where the base number of responses is less than 10 during the period. % is calculated as Quantity/Base number\*100

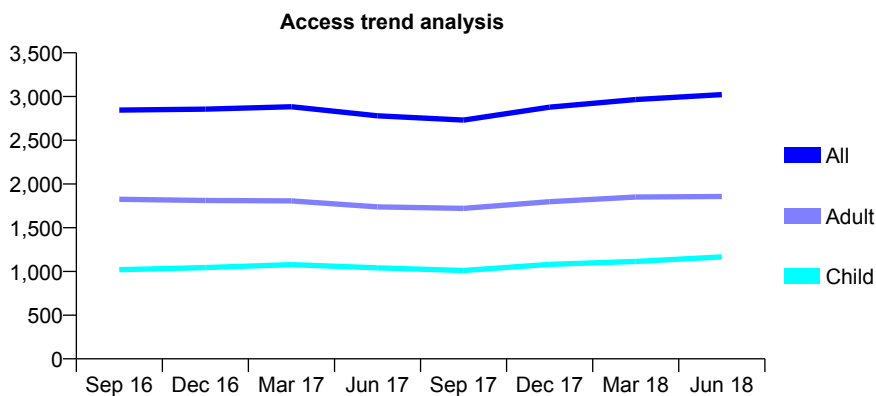
## Q58 - Vital Signs At a Glance Contract Report for 631833/0001 - June 2018

Name or company name	MR SM JAGSI
Contract type name	GDS Contract
Purpose of contract	General
Contract start date	01/04/2006
Contract end date	

18/19 Contracted general activity (UDA)	10,312
Carry forward general activity (UDA)	0
18/19 Contracted orthodontic activity (UOA)	0
Carry forward orthodontic activity (UOA)	0
Baseline contract value	£323,061.83

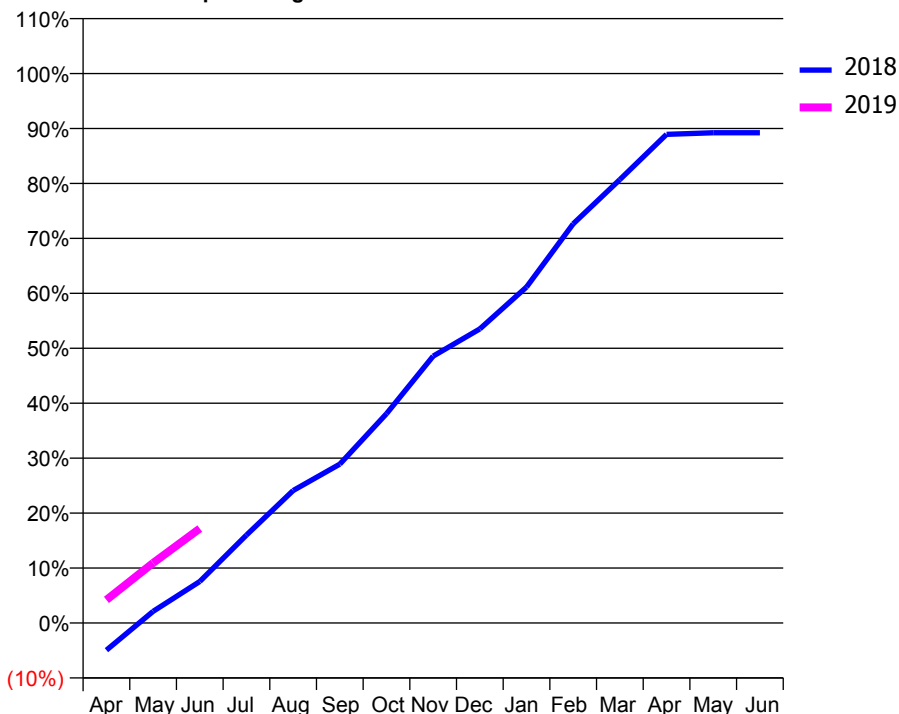
### ACCESS\*

Patients seen in 24 months	Total	Change since previous quarter
Quarter ending June 2017	2,779	
Quarter ending September 2017	2,731	↓
Quarter ending December 2017	2,878	↑
Quarter ending March 2018	2,965	↑
Quarter ending June 2018	3,022	→
<b>Variance since June 2017</b>	<b>8.7%</b>	<b>↑</b>



### ACTIVITY

Cumulative percentage of contracted UDA delivered 2018 & 2019



Adjusted Scheduled Activity (UDA)		
Month	2018	2019
April	-512	435
May	218	1,126
June	779	1,773
July	1,650	
August	2,486	
September	2,980	
October	3,926	
November	5,009	
December	5,520	
January	6,305	
February	7,491	
March	8,321	
April	9,169	
May	9,200	
June	9,200	

### QUALITY

	Quantity	Base Number	Contract	AT	Region	England
% of FP17s for the same patient ID Re-attending within 3 months - Children	22	389	5.7%	10.6%	11.3%	11.5%
% of FP17s for the same patient ID Re-attending within 3 months - Adults	141	546	25.8%	14.5%	14.9%	15.4%
% of FP17s for the same patient ID Re-attending between 3 & 9 months - Children	148	389	38.0%	58.1%	60.0%	58.9%
% of FP17s for the same patient ID Re-attending between 3 & 9 months - Adults	140	546	25.6%	49.3%	52.6%	51.6%
% of FP17s for Band 1 Urgent Courses	157	723	21.7%	8.9%	7.9%	8.9%
% of FP17s Relating to Free Repair or Replacements	2	723	0.3%	0.7%	0.8%	0.8%
% of FP17s Relating to Continuations	4	723	0.6%	0.8%	0.9%	0.9%
% of Patients satisfied with the dentistry they have received	3	3	N/A	93.6%	93.2%	93.2%
% of Patients satisfied with the time they had to wait for an appointment	2	3	N/A	87.7%	89.1%	88.8%

\* This is based on patients treated on this contract for their most recent course of treatment. Figures in italics indicate the base number of FP17s or Patient Questionnaire responses are less than 100. N/A is shown where the base number of responses is less than 10 during the period. % is calculated as Quantity/Base number\*100

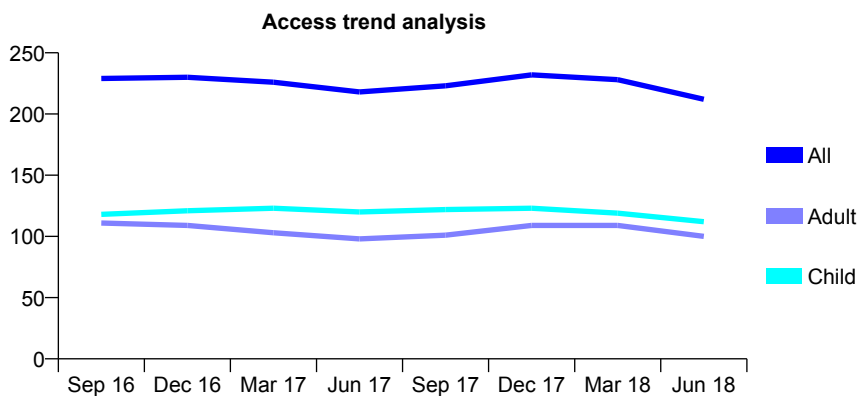
## Q58 - Vital Signs At a Glance Contract Report for 636525/0001 - June 2018

Name or company name	MR RH GANATRA
Contract type name	GDS Contract
Purpose of contract	General
Contract start date	01/04/2006
Contract end date	

18/19 Contracted general activity (UDA)	500
Carry forward general activity (UDA)	0
18/19 Contracted orthodontic activity (UOA)	0
Carry forward orthodontic activity (UOA)	0
Baseline contract value	£14,298.22

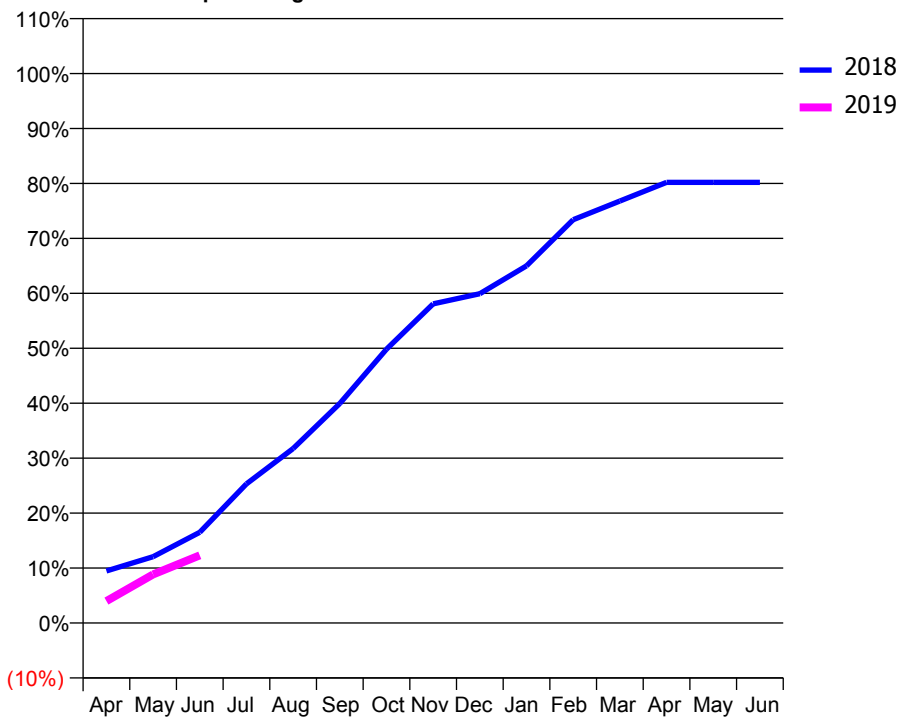
### ACCESS\*

Patients seen in 24 months	Total	Change since previous quarter
Quarter ending June 2017	218	
Quarter ending September 2017	223	↑
Quarter ending December 2017	232	↑
Quarter ending March 2018	228	↓
Quarter ending June 2018	212	↓
<b>Variance since June 2017</b>	<b>(2.8%)</b>	<b>↓</b>



### ACTIVITY

Cumulative percentage of contracted UDA delivered 2018 & 2019



Adjusted Scheduled Activity (UDA)

Month	2018	2019
April	47	20
May	60	44
June	83	62
July	127	
August	159	
September	200	
October	249	
November	290	
December	300	
January	325	
February	367	
March	384	
April	401	
May	401	
June	401	

### QUALITY

	Quantity	Base Number	Contract	AT	Region	England
% of FP17s for the same patient ID Re-attending within 3 months - Children	0	33	0.0%	10.6%	11.3%	11.5%
% of FP17s for the same patient ID Re-attending within 3 months - Adults	1	24	4.2%	14.5%	14.9%	15.4%
% of FP17s for the same patient ID Re-attending between 3 & 9 months - Children	18	33	54.5%	58.1%	60.0%	58.9%
% of FP17s for the same patient ID Re-attending between 3 & 9 months - Adults	14	24	58.3%	49.3%	52.6%	51.6%
% of FP17s for Band 1 Urgent Courses	3	51	5.9%	8.9%	7.9%	8.9%
% of FP17s Relating to Free Repair or Replacements	0	51	0.0%	0.7%	0.8%	0.8%
% of FP17s Relating to Continuations	0	51	0.0%	0.8%	0.9%	0.9%
% of Patients satisfied with the dentistry they have received	1	1	N/A	93.6%	93.2%	93.2%
% of Patients satisfied with the time they had to wait for an appointment	1	1	N/A	87.7%	89.1%	88.8%

\* This is based on patients treated on this contract for their most recent course of treatment. Figures in italics indicate the base number of FP17s or Patient Questionnaire responses are less than 100. N/A is shown where the base number of responses is less than 10 during the period. % is calculated as Quantity/Base number\*100

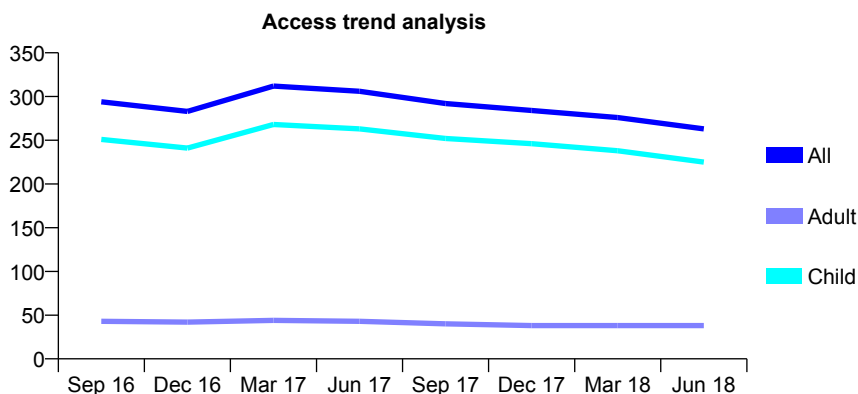
## Q58 - Vital Signs At a Glance Contract Report for 638439/0001 - June 2018

Name or company name	MR B MILIJIC
Contract type name	GDS Contract
Purpose of contract	General
Contract start date	01/04/2006
Contract end date	

18/19 Contracted general activity (UDA)	710
Carry forward general activity (UDA)	0
18/19 Contracted orthodontic activity (UOA)	0
Carry forward orthodontic activity (UOA)	0
Baseline contract value	£18,164.38

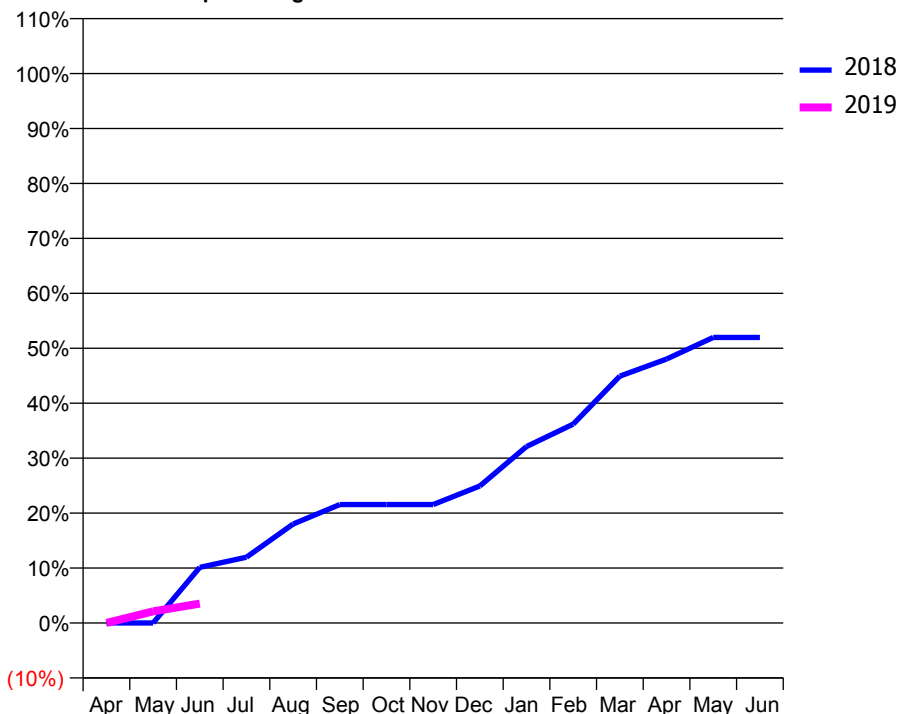
### ACCESS\*

Patients seen in 24 months	Total	Change since previous quarter
Quarter ending June 2017	306	
Quarter ending September 2017	292	↓
Quarter ending December 2017	284	↓
Quarter ending March 2018	276	↓
Quarter ending June 2018	263	↓
<b>Variance since June 2017</b>	<b>(14.1%)</b>	<b>↓</b>



### ACTIVITY

Cumulative percentage of contracted UDA delivered 2018 & 2019



Adjusted Scheduled Activity (UDA)

Month	2018	2019
April	0	0
May	0	15
June	72	25
July	85	
August	128	
September	153	
October	153	
November	153	
December	177	
January	228	
February	257	
March	319	
April	341	
May	369	
June	369	

### QUALITY

	Quantity	Base Number	Contract	AT	Region	England
% of FP17s for the same patient ID Re-attending within 3 months - Children	5	47	10.6%	10.6%	11.3%	11.5%
% of FP17s for the same patient ID Re-attending within 3 months - Adults	0	3	0.0%	14.5%	14.9%	15.4%
% of FP17s for the same patient ID Re-attending between 3 & 9 months - Children	15	47	31.9%	58.1%	60.0%	58.9%
% of FP17s for the same patient ID Re-attending between 3 & 9 months - Adults	1	3	33.3%	49.3%	52.6%	51.6%
% of FP17s for Band 1 Urgent Courses	0	21	0.0%	8.9%	7.9%	8.9%
% of FP17s Relating to Free Repair or Replacements	0	21	0.0%	0.7%	0.8%	0.8%
% of FP17s Relating to Continuations	0	21	0.0%	0.8%	0.9%	0.9%
% of Patients satisfied with the dentistry they have received	1	1	N/A	93.6%	93.2%	93.2%
% of Patients satisfied with the time they had to wait for an appointment	1	1	N/A	87.7%	89.1%	88.8%

\* This is based on patients treated on this contract for their most recent course of treatment. Figures in italics indicate the base number of FP17s or Patient Questionnaire responses are less than 100. N/A is shown where the base number of responses is less than 10 during the period. % is calculated as Quantity/Base number\*100



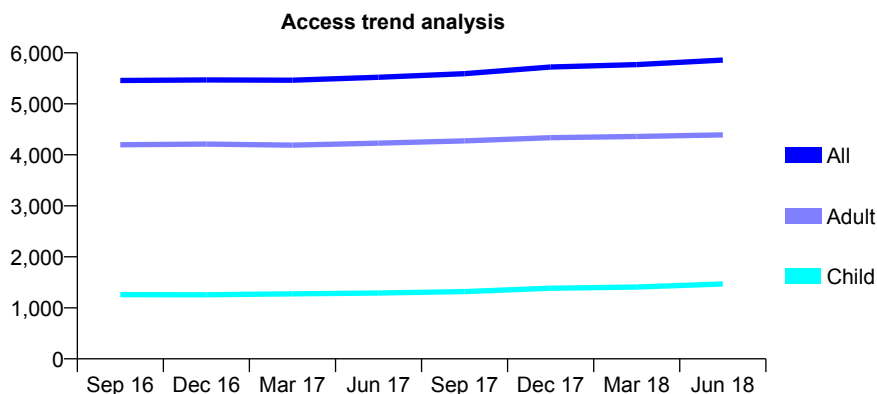
## Q58 - Vital Signs At a Glance Contract Report for 643920/0001 - June 2018

Name or company name	MISS TA HAKIMJI
Contract type name	GDS Contract
Purpose of contract	General
Contract start date	01/03/2012
Contract end date	

18/19 Contracted general activity (UDA)	18,255
Carry forward general activity (UDA)	0
18/19 Contracted orthodontic activity (UOA)	0
Carry forward orthodontic activity (UOA)	0
Baseline contract value	£416,266.22

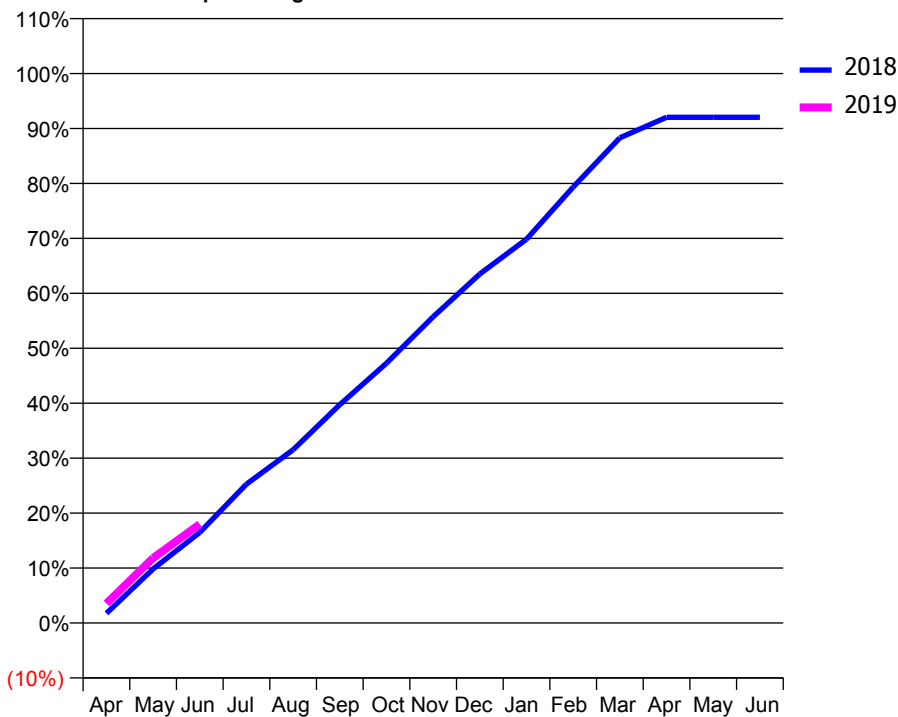
### ACCESS\*

Patients seen in 24 months	Total	Change since previous quarter
Quarter ending June 2017	5,520	
Quarter ending September 2017	5,592	→
Quarter ending December 2017	5,721	↑
Quarter ending March 2018	5,769	→
Quarter ending June 2018	5,858	→
<b>Variance since June 2017</b>	<b>6.1%</b>	<b>↑</b>



### ACTIVITY

Cumulative percentage of contracted UDA delivered 2018 & 2019



Month	Adjusted Scheduled Activity (UDA)	
	2018	2019
April	323	651
May	1,798	2,161
June	3,008	3,284
July	4,615	
August	5,756	
September	7,256	
October	8,632	
November	10,172	
December	11,595	
January	12,752	
February	14,484	
March	16,120	
April	16,800	
May	16,800	
June	16,799	

### QUALITY

	Quantity	Base Number	Contract	AT	Region	England
% of FP17s for the same patient ID Re-attending within 3 months - Children	53	636	8.3%	10.6%	11.3%	11.5%
% of FP17s for the same patient ID Re-attending within 3 months - Adults	169	1,562	10.8%	14.5%	14.9%	15.4%
% of FP17s for the same patient ID Re-attending between 3 & 9 months - Children	438	636	68.9%	58.1%	60.0%	58.9%
% of FP17s for the same patient ID Re-attending between 3 & 9 months - Adults	1,050	1,562	67.2%	49.3%	52.6%	51.6%
% of FP17s for Band 1 Urgent Courses	108	1,866	5.8%	8.9%	7.9%	8.9%
% of FP17s Relating to Free Repair or Replacements	6	1,866	0.3%	0.7%	0.8%	0.8%
% of FP17s Relating to Continuations	13	1,866	0.7%	0.8%	0.9%	0.9%
% of Patients satisfied with the dentistry they have received	4	5	N/A	93.6%	93.2%	93.2%
% of Patients satisfied with the time they had to wait for an appointment	4	5	N/A	87.7%	89.1%	88.8%

\* This is based on patients treated on this contract for their most recent course of treatment. Figures in italics indicate the base number of FP17s or Patient Questionnaire responses are less than 100. N/A is shown where the base number of responses is less than 10 during the period. % is calculated as Quantity/Base number\*100

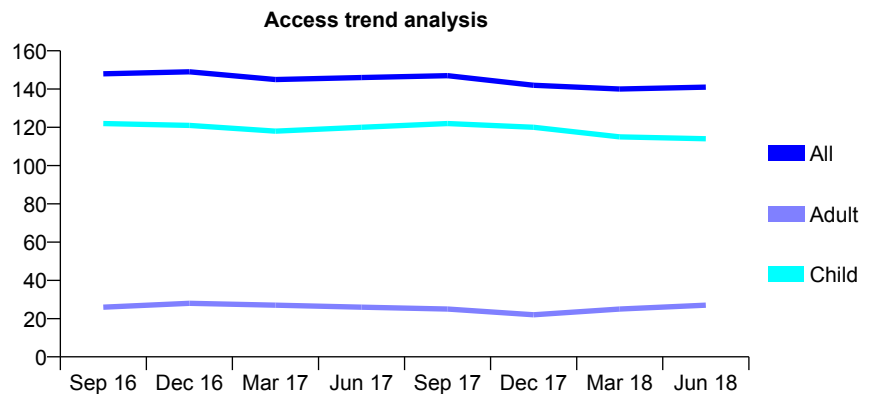
## Q58 - Vital Signs At a Glance Contract Report for 649481/0001 - June 2018

Name or company name	MISS M DYTHAM
Contract type name	GDS Contract
Purpose of contract	General
Contract start date	01/04/2006
Contract end date	

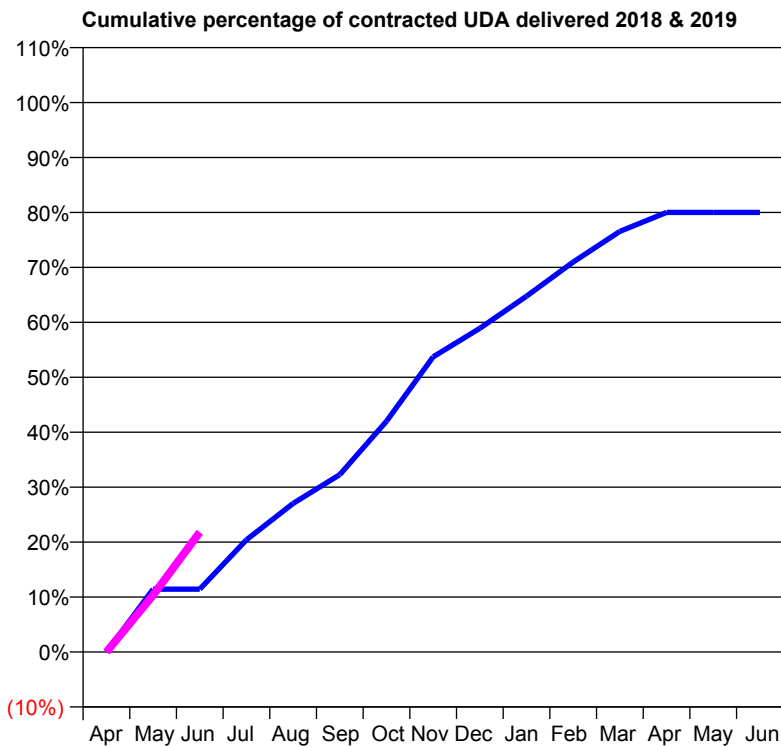
18/19 Contracted general activity (UDA)	290
Carry forward general activity (UDA)	0
18/19 Contracted orthodontic activity (UOA)	0
Carry forward orthodontic activity (UOA)	0
Baseline contract value	£6,443.08

### ACCESS\*

Patients seen in 24 months	Total	Change since previous quarter
Quarter ending June 2017	146	
Quarter ending September 2017	147	→
Quarter ending December 2017	142	↓
Quarter ending March 2018	140	↓
Quarter ending June 2018	141	→
<b>Variance since June 2017</b>	<b>(3.4%)</b>	<b>↓</b>



### ACTIVITY



Month	Adjusted Scheduled Activity (UDA)	
	2018	2019
April	0	0
May	33	30
June	33	63
July	59	
August	78	
September	94	
October	122	
November	156	
December	171	
January	188	
February	206	
March	222	
April	232	
May	232	
June	232	

### QUALITY

	Quantity	Base Number	Contract	AT	Region	England
% of FP17s for the same patient ID Re-attending within 3 months - Children	1	61	1.6%	10.6%	11.3%	11.5%
% of FP17s for the same patient ID Re-attending within 3 months - Adults	0	3	0.0%	14.5%	14.9%	15.4%
% of FP17s for the same patient ID Re-attending between 3 & 9 months - Children	51	61	83.6%	58.1%	60.0%	58.9%
% of FP17s for the same patient ID Re-attending between 3 & 9 months - Adults	3	3	100.0%	49.3%	52.6%	51.6%
% of FP17s for Band 1 Urgent Courses	1	57	1.8%	8.9%	7.9%	8.9%
% of FP17s Relating to Free Repair or Replacements	0	57	0.0%	0.7%	0.8%	0.8%
% of FP17s Relating to Continuations	0	57	0.0%	0.8%	0.9%	0.9%
% of Patients satisfied with the dentistry they have received	0	0	N/A	93.6%	93.2%	93.2%
% of Patients satisfied with the time they had to wait for an appointment	0	0	N/A	87.7%	89.1%	88.8%

\* This is based on patients treated on this contract for their most recent course of treatment. Figures in italics indicate the base number of FP17s or Patient Questionnaire responses are less than 100. N/A is shown where the base number of responses is less than 10 during the period. % is calculated as Quantity/Base number\*100

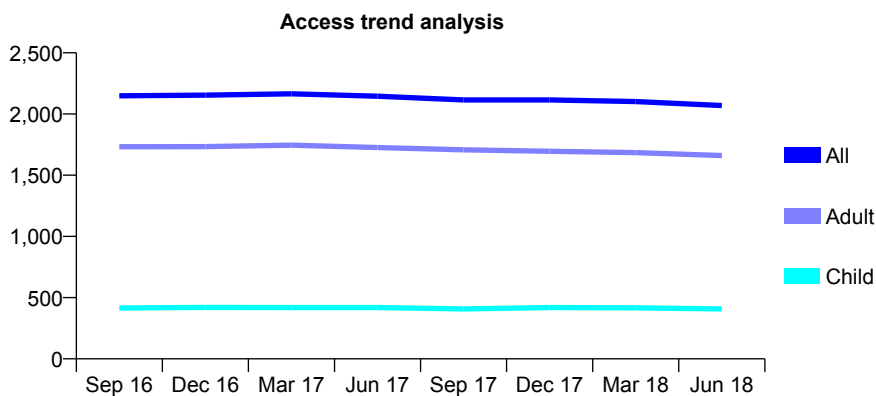
## Q58 - Vital Signs At a Glance Contract Report for 650692/0001 - June 2018

Name or company name	MR AE DEITSCH
Contract type name	GDS Contract
Purpose of contract	General
Contract start date	01/04/2006
Contract end date	

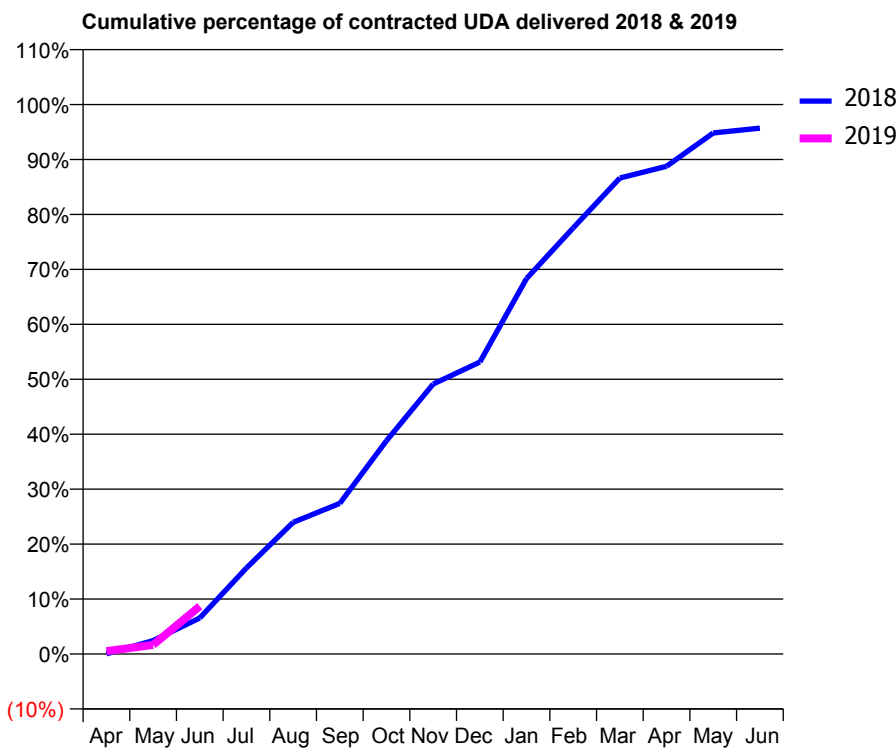
18/19 Contracted general activity (UDA)	6,885
Carry forward general activity (UDA)	0
18/19 Contracted orthodontic activity (UOA)	0
Carry forward orthodontic activity (UOA)	0
Baseline contract value	£173,405.50

### ACCESS\*

Patients seen in 24 months	Total	Change since previous quarter
Quarter ending June 2017	2,145	
Quarter ending September 2017	2,115	↓
Quarter ending December 2017	2,115	→
Quarter ending March 2018	2,102	→
Quarter ending June 2018	2,069	↓
<b>Variance since June 2017</b>	<b>(3.5%)</b>	<b>↓</b>



### ACTIVITY



Month	Adjusted Scheduled Activity (UDA)	
	2018	2019
April	3	36
May	168	114
June	452	599
July	1,079	
August	1,650	
September	1,887	
October	2,672	
November	3,382	
December	3,658	
January	4,705	
February	5,338	
March	5,964	
April	6,112	
May	6,528	
June	6,589	

### QUALITY

	Quantity	Base Number	Contract	AT	Region	England
% of FP17s for the same patient ID Re-attending within 3 months - Children	12	102	11.8%	10.6%	11.3%	11.5%
% of FP17s for the same patient ID Re-attending within 3 months - Adults	93	430	21.6%	14.5%	14.9%	15.4%
% of FP17s for the same patient ID Re-attending between 3 & 9 months - Children	53	102	52.0%	58.1%	60.0%	58.9%
% of FP17s for the same patient ID Re-attending between 3 & 9 months - Adults	200	430	46.5%	49.3%	52.6%	51.6%
% of FP17s for Band 1 Urgent Courses	19	221	8.6%	8.9%	7.9%	8.9%
% of FP17s Relating to Free Repair or Replacements	3	221	1.4%	0.7%	0.8%	0.8%
% of FP17s Relating to Continuations	4	221	1.8%	0.8%	0.9%	0.9%
% of Patients satisfied with the dentistry they have received	2	2	N/A	93.6%	93.2%	93.2%
% of Patients satisfied with the time they had to wait for an appointment	2	2	N/A	87.7%	89.1%	88.8%

\* This is based on patients treated on this contract for their most recent course of treatment. Figures in italics indicate the base number of FP17s or Patient Questionnaire responses are less than 100. N/A is shown where the base number of responses is less than 10 during the period. % is calculated as Quantity/Base number\*100

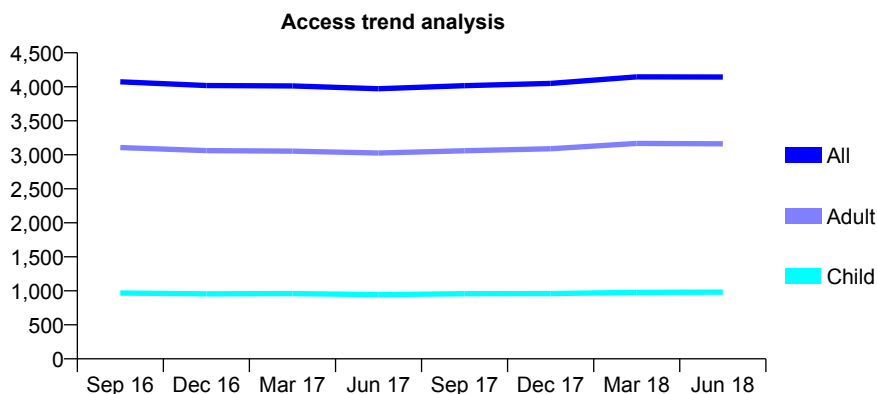
## Q58 - Vital Signs At a Glance Contract Report for 657050/0001 - June 2018

Name or company name	MR ME FRIEDMANN
Contract type name	GDS Contract
Purpose of contract	General
Contract start date	01/04/2006
Contract end date	

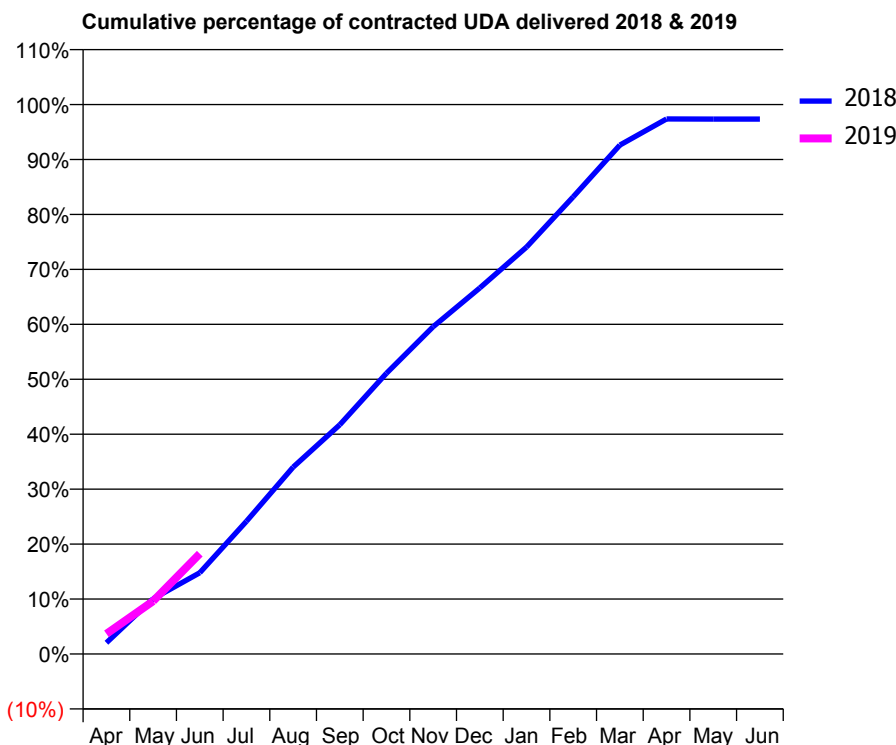
18/19 Contracted general activity (UDA)	11,624
Carry forward general activity (UDA)	0
18/19 Contracted orthodontic activity (UOA)	0
Carry forward orthodontic activity (UOA)	0
Baseline contract value	£282,995.80

### ACCESS\*

Patients seen in 24 months	Total	Change since previous quarter
Quarter ending June 2017	3,971	
Quarter ending September 2017	4,017	→
Quarter ending December 2017	4,050	→
Quarter ending March 2018	4,146	↑
Quarter ending June 2018	4,144	→
<b>Variance since June 2017</b>	<b>4.4%</b>	<b>↑</b>



### ACTIVITY



Adjusted Scheduled Activity (UDA)		
Month	2018	2019
April	238	427
May	1,170	1,119
June	1,719	2,121
July	2,808	
August	3,953	
September	4,851	
October	5,940	
November	6,924	
December	7,743	
January	8,608	
February	9,671	
March	10,765	
April	11,318	
May	11,316	
June	11,316	

### QUALITY

	Quantity	Base Number	Contract	AT	Region	England
% of FP17s for the same patient ID Re-attending within 3 months - Children	35	388	9.0%	10.6%	11.3%	11.5%
% of FP17s for the same patient ID Re-attending within 3 months - Adults	162	1,165	13.9%	14.5%	14.9%	15.4%
% of FP17s for the same patient ID Re-attending between 3 & 9 months - Children	236	388	60.8%	58.1%	60.0%	58.9%
% of FP17s for the same patient ID Re-attending between 3 & 9 months - Adults	749	1,165	64.3%	49.3%	52.6%	51.6%
% of FP17s for Band 1 Urgent Courses	132	1,267	10.4%	8.9%	7.9%	8.9%
% of FP17s Relating to Free Repair or Replacements	11	1,267	0.9%	0.7%	0.8%	0.8%
% of FP17s Relating to Continuations	6	1,267	0.5%	0.8%	0.9%	0.9%
% of Patients satisfied with the dentistry they have received	3	3	N/A	93.6%	93.2%	93.2%
% of Patients satisfied with the time they had to wait for an appointment	2	3	N/A	87.7%	89.1%	88.8%

\* This is based on patients treated on this contract for their most recent course of treatment. Figures in italics indicate the base number of FP17s or Patient Questionnaire responses are less than 100. N/A is shown where the base number of responses is less than 10 during the period. % is calculated as Quantity/Base number\*100

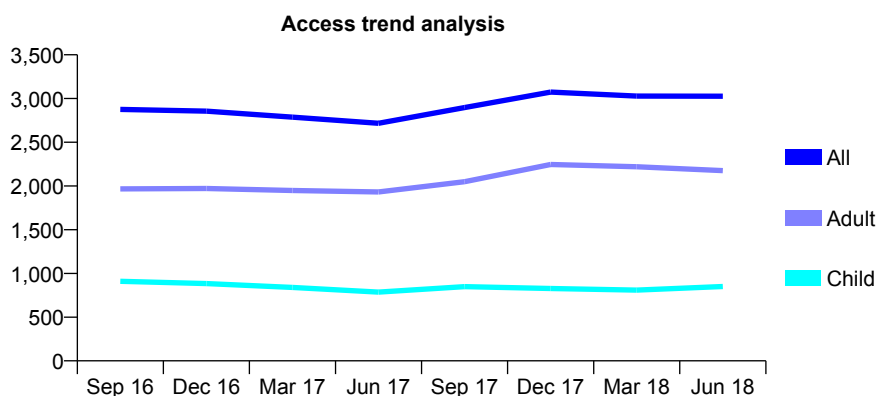
## Q58 - Vital Signs At a Glance Contract Report for 658189/0002 - June 2018

Name or company name	Broughton Dental Practice
Contract type name	GDS Contract
Purpose of contract	General
Contract start date	01/04/2007
Contract end date	

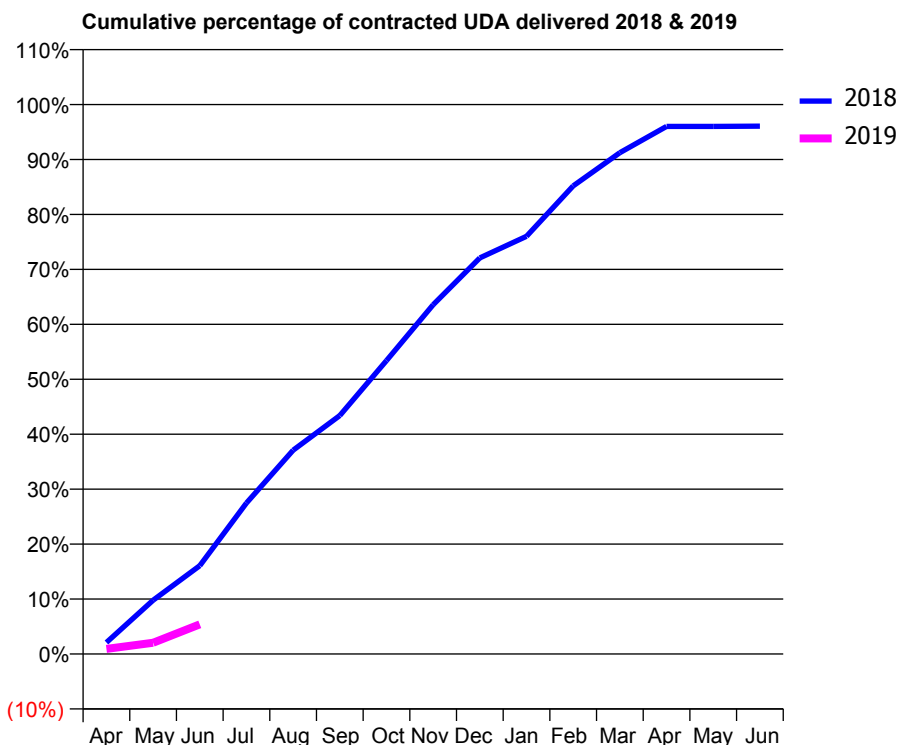
18/19 Contracted general activity (UDA)	13,686
Carry forward general activity (UDA)	0
18/19 Contracted orthodontic activity (UOA)	0
Carry forward orthodontic activity (UOA)	0
Baseline contract value	£302,506.43

### ACCESS\*

Patients seen in 24 months	Total	Change since previous quarter
Quarter ending June 2017	2,717	
Quarter ending September 2017	2,897	↑
Quarter ending December 2017	3,073	↑
Quarter ending March 2018	3,028	↓
Quarter ending June 2018	3,026	→
<b>Variance since June 2017</b>	<b>11.4%</b>	<b>↑</b>



### ACTIVITY



Month	Adjusted Scheduled Activity (UDA)	
	2018	2019
April	165	126
May	773	280
June	1,267	738
July	2,167	
August	2,924	
September	3,422	
October	4,209	
November	5,012	
December	5,682	
January	5,992	
February	6,715	
March	7,191	
April	7,569	
May	7,569	
June	7,572	

### QUALITY

	Quantity	Base Number	Contract	AT	Region	England
% of FP17s for the same patient ID Re-attending within 3 months - Children	6	207	2.9%	10.6%	11.3%	11.5%
% of FP17s for the same patient ID Re-attending within 3 months - Adults	76	488	15.6%	14.5%	14.9%	15.4%
% of FP17s for the same patient ID Re-attending between 3 & 9 months - Children	71	207	34.3%	58.1%	60.0%	58.9%
% of FP17s for the same patient ID Re-attending between 3 & 9 months - Adults	198	488	40.6%	49.3%	52.6%	51.6%
% of FP17s for Band 1 Urgent Courses	33	483	6.8%	8.9%	7.9%	8.9%
% of FP17s Relating to Free Repair or Replacements	6	483	1.2%	0.7%	0.8%	0.8%
% of FP17s Relating to Continuations	5	483	1.0%	0.8%	0.9%	0.9%
% of Patients satisfied with the dentistry they have received	4	4	N/A	93.6%	93.2%	93.2%
% of Patients satisfied with the time they had to wait for an appointment	2	4	N/A	87.7%	89.1%	88.8%

\* This is based on patients treated on this contract for their most recent course of treatment. Figures in italics indicate the base number of FP17s or Patient Questionnaire responses are less than 100. N/A is shown where the base number of responses is less than 10 during the period. % is calculated as Quantity/Base number\*100

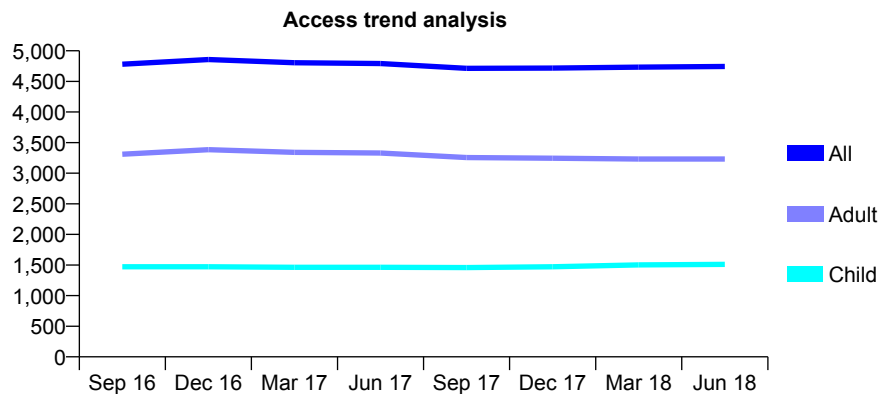
## Q58 - Vital Signs At a Glance Contract Report for 658332/0001 - June 2018

Name or company name	MR SN PATEL
Contract type name	GDS Contract
Purpose of contract	General
Contract start date	01/04/2006
Contract end date	

18/19 Contracted general activity (UDA)	13,020
Carry forward general activity (UDA)	0
18/19 Contracted orthodontic activity (UOA)	0
Carry forward orthodontic activity (UOA)	0
Baseline contract value	£389,057.95

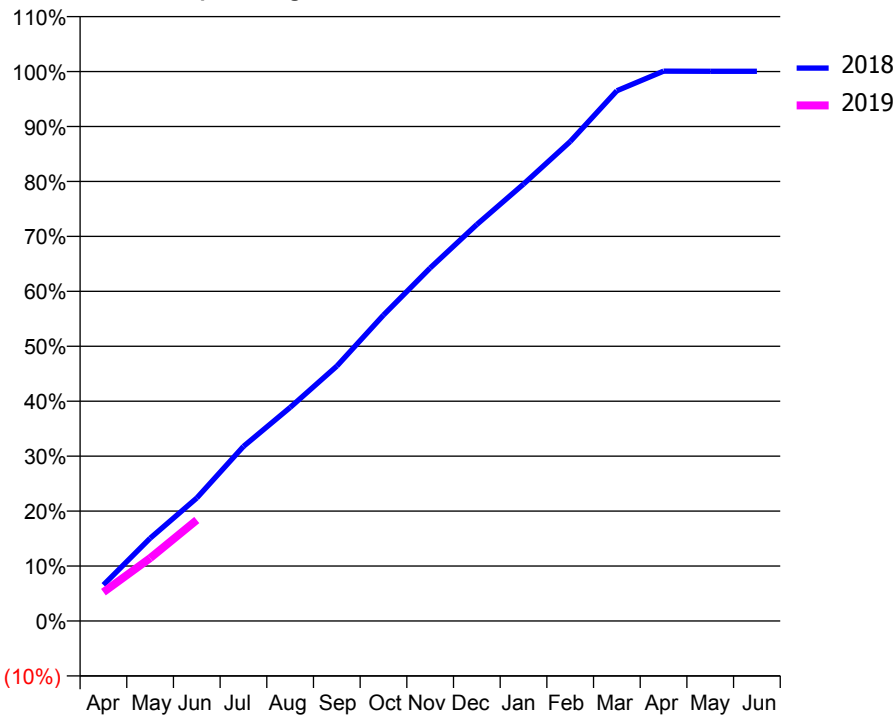
### ACCESS\*

Patients seen in 24 months	Total	Change since previous quarter
Quarter ending June 2017	4,792	
Quarter ending September 2017	4,713	↓
Quarter ending December 2017	4,718	→
Quarter ending March 2018	4,734	→
Quarter ending June 2018	4,743	→
<b>Variance since June 2017</b>	<b>(1.0%)</b>	<b>↓</b>



### ACTIVITY

Cumulative percentage of contracted UDA delivered 2018 & 2019



Month	Adjusted Scheduled Activity (UDA)	
	2018	2019
April	854	684
May	1,961	1,489
June	2,916	2,395
July	4,139	
August	5,059	
September	6,039	
October	7,250	
November	8,365	
December	9,394	
January	10,352	
February	11,361	
March	12,562	
April	13,029	
May	13,026	
June	13,024	

### QUALITY

	Quantity	Base Number	Contract	AT	Region	England
% of FP17s for the same patient ID Re-attending within 3 months - Children	35	536	6.5%	10.6%	11.3%	11.5%
% of FP17s for the same patient ID Re-attending within 3 months - Adults	118	946	12.5%	14.5%	14.9%	15.4%
% of FP17s for the same patient ID Re-attending between 3 & 9 months - Children	265	536	49.4%	58.1%	60.0%	58.9%
% of FP17s for the same patient ID Re-attending between 3 & 9 months - Adults	476	946	50.3%	49.3%	52.6%	51.6%
% of FP17s for Band 1 Urgent Courses	128	1,262	10.1%	8.9%	7.9%	8.9%
% of FP17s Relating to Free Repair or Replacements	4	1,262	0.3%	0.7%	0.8%	0.8%
% of FP17s Relating to Continuations	1	1,262	0.1%	0.8%	0.9%	0.9%
% of Patients satisfied with the dentistry they have received	2	2	N/A	93.6%	93.2%	93.2%
% of Patients satisfied with the time they had to wait for an appointment	1	2	N/A	87.7%	89.1%	88.8%

\* This is based on patients treated on this contract for their most recent course of treatment. Figures in italics indicate the base number of FP17s or Patient Questionnaire responses are less than 100. N/A is shown where the base number of responses is less than 10 during the period. % is calculated as Quantity/Base number\*100

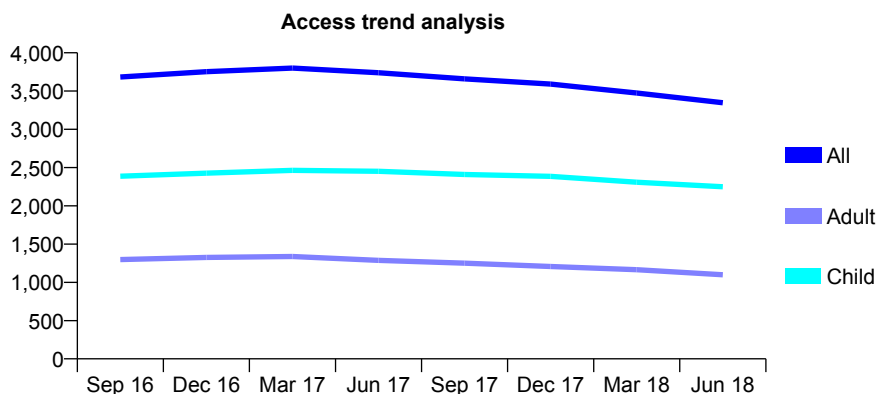
## Q58 - Vital Signs At a Glance Contract Report for 660035/0001 - June 2018

Name or company name	MISS PE DESMOND
Contract type name	GDS Contract
Purpose of contract	General
Contract start date	01/04/2006
Contract end date	

18/19 Contracted general activity (UDA)	9,000
Carry forward general activity (UDA)	0
18/19 Contracted orthodontic activity (UOA)	0
Carry forward orthodontic activity (UOA)	0
Baseline contract value	£227,690.58

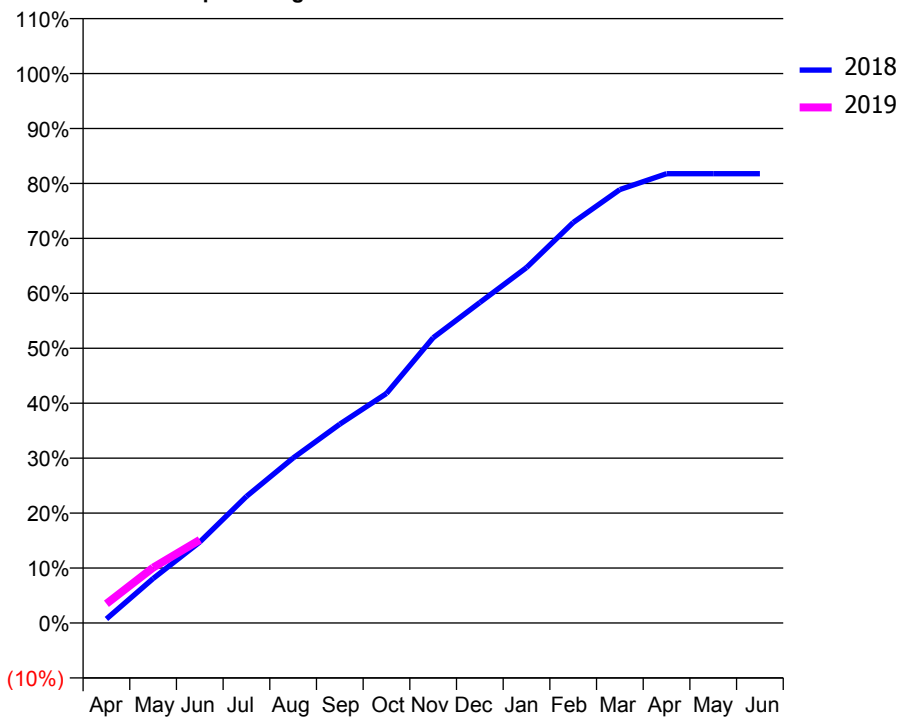
### ACCESS\*

Patients seen in 24 months	Total	Change since previous quarter
Quarter ending June 2017	3,740	
Quarter ending September 2017	3,659	↓
Quarter ending December 2017	3,592	↓
Quarter ending March 2018	3,474	↓
Quarter ending June 2018	3,348	↓
<b>Variance since June 2017</b>	<b>(10.5%)</b>	<b>↓</b>



### ACTIVITY

Cumulative percentage of contracted UDA delivered 2018 & 2019



Month	Adjusted Scheduled Activity (UDA)	
	2018	2019
April	66	317
May	729	907
June	1,327	1,363
July	2,074	
August	2,704	
September	3,257	
October	3,760	
November	4,673	
December	5,250	
January	5,821	
February	6,559	
March	7,100	
April	7,358	
May	7,358	
June	7,358	

### QUALITY

	Quantity	Base Number	Contract	AT	Region	England
% of FP17s for the same patient ID Re-attending within 3 months - Children	42	689	6.1%	10.6%	11.3%	11.5%
% of FP17s for the same patient ID Re-attending within 3 months - Adults	63	283	22.3%	14.5%	14.9%	15.4%
% of FP17s for the same patient ID Re-attending between 3 & 9 months - Children	424	689	61.5%	58.1%	60.0%	58.9%
% of FP17s for the same patient ID Re-attending between 3 & 9 months - Adults	162	283	57.2%	49.3%	52.6%	51.6%
% of FP17s for Band 1 Urgent Courses	23	802	2.9%	8.9%	7.9%	8.9%
% of FP17s Relating to Free Repair or Replacements	0	802	0.0%	0.7%	0.8%	0.8%
% of FP17s Relating to Continuations	20	802	2.5%	0.8%	0.9%	0.9%
% of Patients satisfied with the dentistry they have received	1	1	N/A	93.6%	93.2%	93.2%
% of Patients satisfied with the time they had to wait for an appointment	1	1	N/A	87.7%	89.1%	88.8%

\* This is based on patients treated on this contract for their most recent course of treatment. Figures in italics indicate the base number of FP17s or Patient Questionnaire responses are less than 100. N/A is shown where the base number of responses is less than 10 during the period. % is calculated as Quantity/Base number\*100

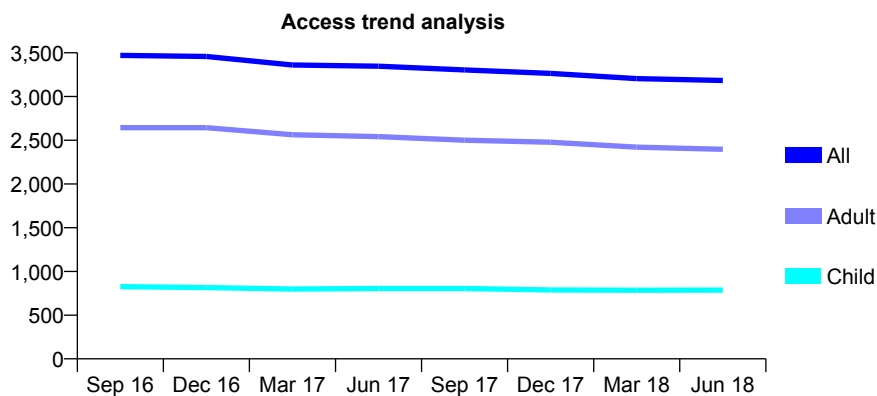
## Q58 - Vital Signs At a Glance Contract Report for 660361/0001 - June 2018

Name or company name	MRS SK RAJANI
Contract type name	GDS Contract
Purpose of contract	General
Contract start date	01/04/2006
Contract end date	

18/19 Contracted general activity (UDA)	11,012
Carry forward general activity (UDA)	0
18/19 Contracted orthodontic activity (UOA)	0
Carry forward orthodontic activity (UOA)	0
Baseline contract value	£280,991.00

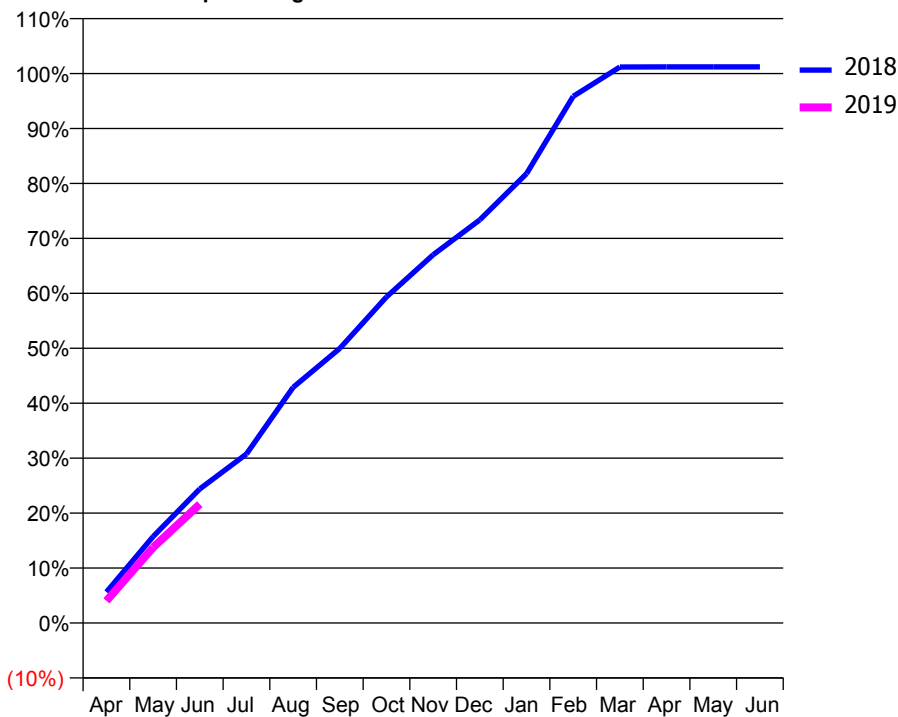
### ACCESS\*

Patients seen in 24 months	Total	Change since previous quarter
Quarter ending June 2017	3,346	
Quarter ending September 2017	3,304	↓
Quarter ending December 2017	3,265	↓
Quarter ending March 2018	3,205	↓
Quarter ending June 2018	3,183	→
<b>Variance since June 2017</b>	<b>(4.9%)</b>	<b>↓</b>



### ACTIVITY

Cumulative percentage of contracted UDA delivered 2018 & 2019



Adjusted Scheduled Activity (UDA)

Month	2018	2019
April	622	444
May	1,732	1,515
June	2,688	2,382
July	3,386	
August	4,724	
September	5,504	
October	6,535	
November	7,379	
December	8,079	
January	9,003	
February	10,553	
March	11,143	
April	11,145	
May	11,144	
June	11,144	

### QUALITY

	Quantity	Base Number	Contract	AT	Region	England
% of FP17s for the same patient ID Re-attending within 3 months - Children	16	280	5.7%	10.6%	11.3%	11.5%
% of FP17s for the same patient ID Re-attending within 3 months - Adults	76	651	11.7%	14.5%	14.9%	15.4%
% of FP17s for the same patient ID Re-attending between 3 & 9 months - Children	138	280	49.3%	58.1%	60.0%	58.9%
% of FP17s for the same patient ID Re-attending between 3 & 9 months - Adults	291	651	44.7%	49.3%	52.6%	51.6%
% of FP17s for Band 1 Urgent Courses	78	930	8.4%	8.9%	7.9%	8.9%
% of FP17s Relating to Free Repair or Replacements	0	930	0.0%	0.7%	0.8%	0.8%
% of FP17s Relating to Continuations	20	930	2.2%	0.8%	0.9%	0.9%
% of Patients satisfied with the dentistry they have received	2	3	N/A	93.6%	93.2%	93.2%
% of Patients satisfied with the time they had to wait for an appointment	2	3	N/A	87.7%	89.1%	88.8%

\* This is based on patients treated on this contract for their most recent course of treatment. Figures in italics indicate the base number of FP17s or Patient Questionnaire responses are less than 100. N/A is shown where the base number of responses is less than 10 during the period. % is calculated as Quantity/Base number\*100



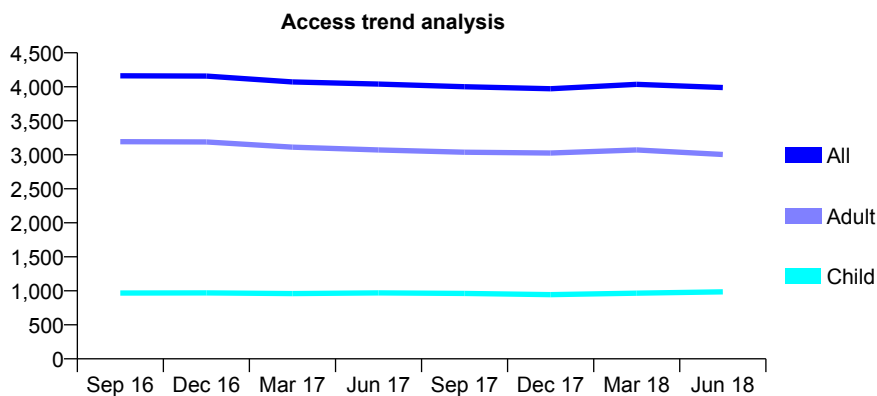
## Q58 - Vital Signs At a Glance Contract Report for 673110/0001 - June 2018

Name or company name	MR MH BALKHI
Contract type name	GDS Contract
Purpose of contract	General
Contract start date	01/04/2006
Contract end date	

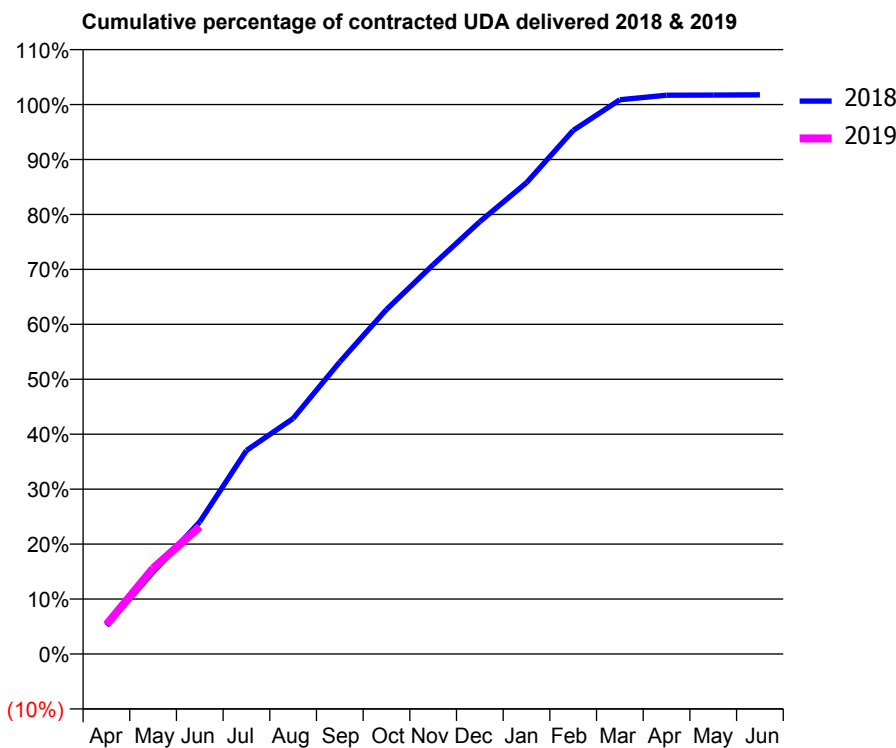
18/19 Contracted general activity (UDA)	8,940
Carry forward general activity (UDA)	0
18/19 Contracted orthodontic activity (UOA)	0
Carry forward orthodontic activity (UOA)	0
Baseline contract value	£222,979.75

### ACCESS\*

Patients seen in 24 months	Total	Change since previous quarter
Quarter ending June 2017	4,040	
Quarter ending September 2017	4,000	→
Quarter ending December 2017	3,971	→
Quarter ending March 2018	4,037	→
Quarter ending June 2018	3,989	↓
<b>Variance since June 2017</b>	<b>(1.3%)</b>	<b>↓</b>



### ACTIVITY



Month	Adjusted Scheduled Activity (UDA)	
	2018	2019
April	463	479
May	1,335	1,397
June	2,152	2,074
July	3,311	
August	3,832	
September	4,753	
October	5,605	
November	6,334	
December	7,034	
January	7,667	
February	8,519	
March	9,017	
April	9,092	
May	9,093	
June	9,098	

### QUALITY

	Quantity	Base Number	Contract	AT	Region	England
% of FP17s for the same patient ID Re-attending within 3 months - Children	10	358	2.8%	10.6%	11.3%	11.5%
% of FP17s for the same patient ID Re-attending within 3 months - Adults	37	851	4.3%	14.5%	14.9%	15.4%
% of FP17s for the same patient ID Re-attending between 3 & 9 months - Children	202	358	56.4%	58.1%	60.0%	58.9%
% of FP17s for the same patient ID Re-attending between 3 & 9 months - Adults	502	851	59.0%	49.3%	52.6%	51.6%
% of FP17s for Band 1 Urgent Courses	28	1,182	2.4%	8.9%	7.9%	8.9%
% of FP17s Relating to Free Repair or Replacements	3	1,182	0.3%	0.7%	0.8%	0.8%
% of FP17s Relating to Continuations	0	1,182	0.0%	0.8%	0.9%	0.9%
% of Patients satisfied with the dentistry they have received	0	0	N/A	93.6%	93.2%	93.2%
% of Patients satisfied with the time they had to wait for an appointment	0	0	N/A	87.7%	89.1%	88.8%

\* This is based on patients treated on this contract for their most recent course of treatment. Figures in italics indicate the base number of FP17s or Patient Questionnaire responses are less than 100. N/A is shown where the base number of responses is less than 10 during the period. % is calculated as Quantity/Base number\*100

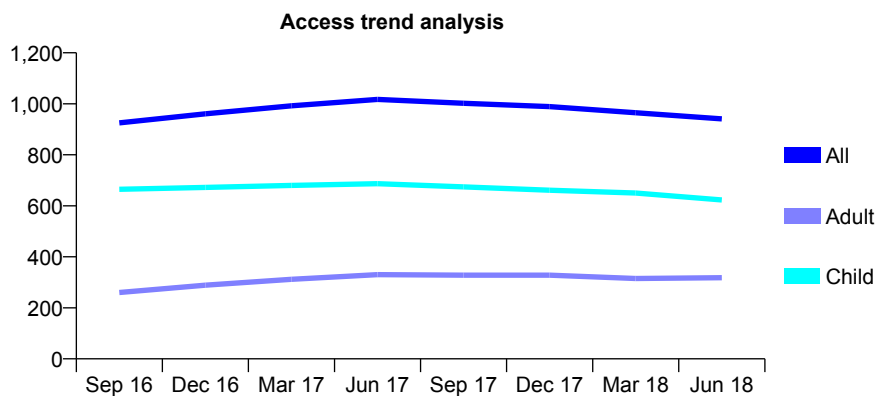
## Q58 - Vital Signs At a Glance Contract Report for 674052/0001 - June 2018

Name or company name	MR RL JONES
Contract type name	GDS Contract
Purpose of contract	General
Contract start date	13/07/2015
Contract end date	

18/19 Contracted general activity (UDA)	1,936
Carry forward general activity (UDA)	0
18/19 Contracted orthodontic activity (UOA)	0
Carry forward orthodontic activity (UOA)	0
Baseline contract value	£45,964.27

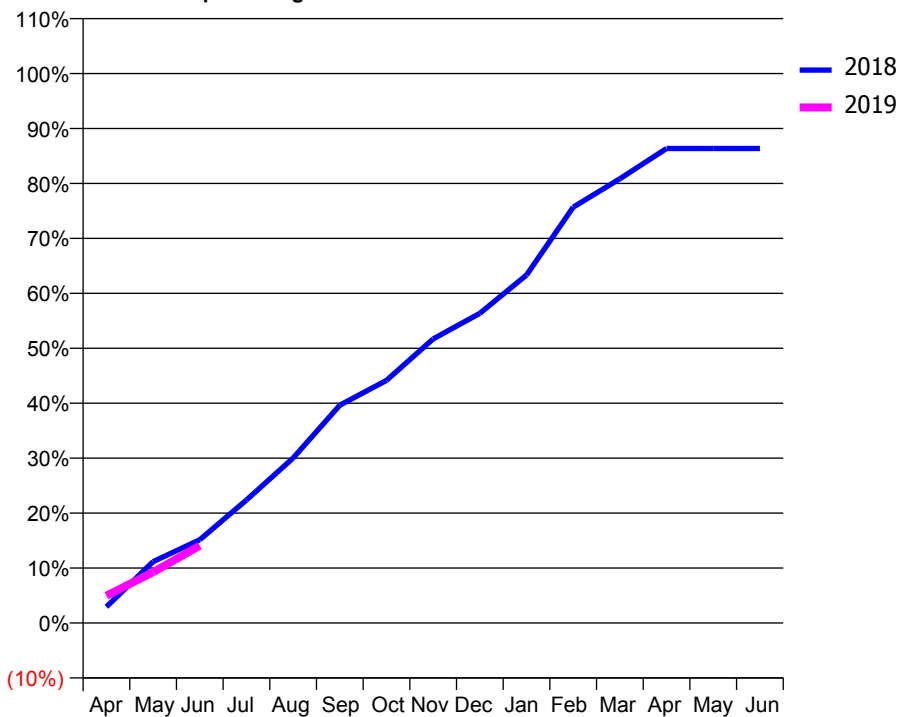
### ACCESS\*

Patients seen in 24 months	Total	Change since previous quarter
Quarter ending June 2017	1,017	
Quarter ending September 2017	1,002	↓
Quarter ending December 2017	989	↓
Quarter ending March 2018	965	↓
Quarter ending June 2018	941	↓
<b>Variance since June 2017</b>	<b>(7.5%)</b>	<b>↓</b>



### ACTIVITY

Cumulative percentage of contracted UDA delivered 2018 & 2019



Adjusted Scheduled Activity (UDA)

Month	2018	2019
April	57	96
May	216	179
June	293	272
July	433	
August	581	
September	767	
October	855	
November	1,001	
December	1,091	
January	1,226	
February	1,465	
March	1,565	
April	1,672	
May	1,672	
June	1,672	

### QUALITY

	Quantity	Base Number	Contract	AT	Region	England
% of FP17s for the same patient ID Re-attending within 3 months - Children	8	187	4.3%	10.6%	11.3%	11.5%
% of FP17s for the same patient ID Re-attending within 3 months - Adults	4	62	6.5%	14.5%	14.9%	15.4%
% of FP17s for the same patient ID Re-attending between 3 & 9 months - Children	114	187	61.0%	58.1%	60.0%	58.9%
% of FP17s for the same patient ID Re-attending between 3 & 9 months - Adults	28	62	45.2%	49.3%	52.6%	51.6%
% of FP17s for Band 1 Urgent Courses	1	199	0.5%	8.9%	7.9%	8.9%
% of FP17s Relating to Free Repair or Replacements	0	199	0.0%	0.7%	0.8%	0.8%
% of FP17s Relating to Continuations	2	199	1.0%	0.8%	0.9%	0.9%
% of Patients satisfied with the dentistry they have received	0	0	N/A	93.6%	93.2%	93.2%
% of Patients satisfied with the time they had to wait for an appointment	0	0	N/A	87.7%	89.1%	88.8%

\* This is based on patients treated on this contract for their most recent course of treatment. Figures in italics indicate the base number of FP17s or Patient Questionnaire responses are less than 100. N/A is shown where the base number of responses is less than 10 during the period. % is calculated as Quantity/Base number\*100

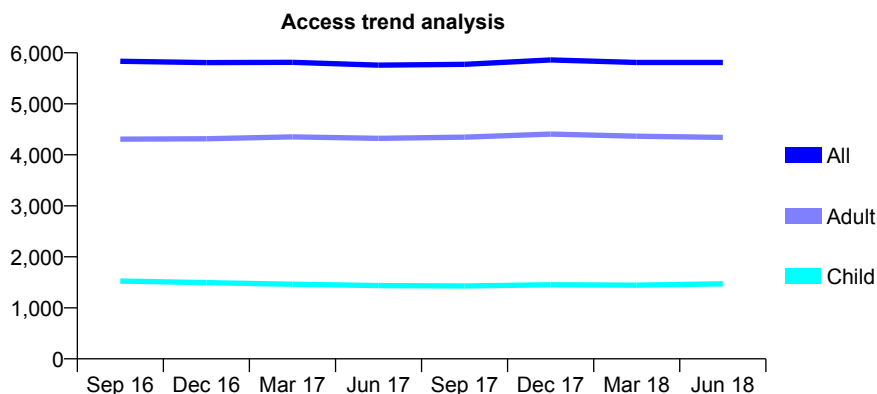
## Q58 - Vital Signs At a Glance Contract Report for 674079/0002 - June 2018

Name or company name	MR R KHAN
Contract type name	GDS Contract
Purpose of contract	General
Contract start date	01/06/2009
Contract end date	

18/19 Contracted general activity (UDA)	17,558
Carry forward general activity (UDA)	0
18/19 Contracted orthodontic activity (UOA)	0
Carry forward orthodontic activity (UOA)	0
Baseline contract value	£465,661.31

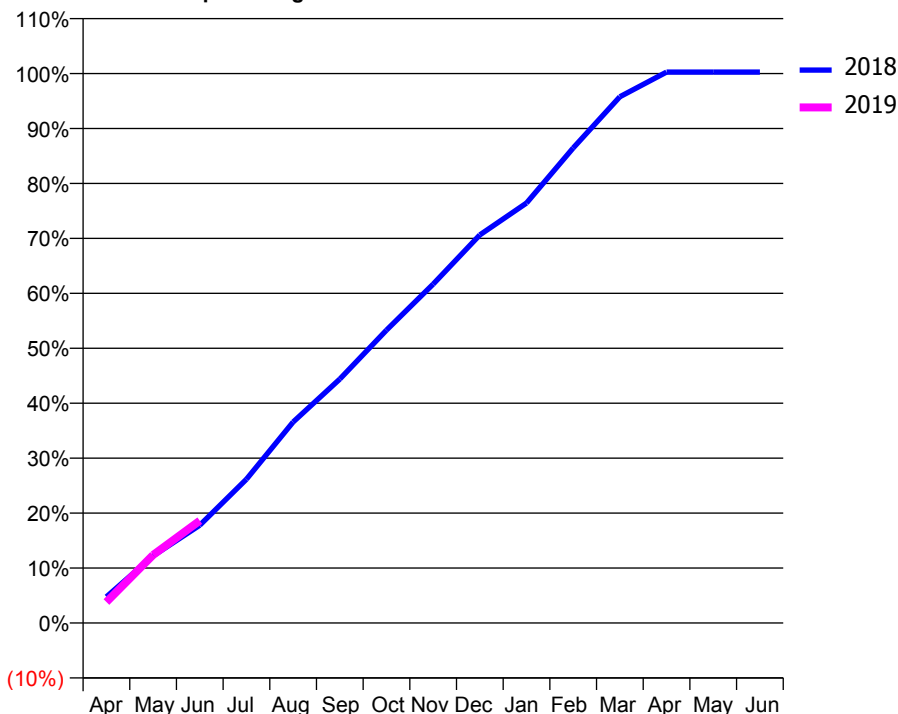
### ACCESS\*

Patients seen in 24 months	Total	Change since previous quarter
Quarter ending June 2017	5,758	
Quarter ending September 2017	5,775	→
Quarter ending December 2017	5,860	→
Quarter ending March 2018	5,811	→
Quarter ending June 2018	5,811	→
<b>Variance since June 2017</b>	<b>0.9%</b>	<b>→</b>



### ACTIVITY

Cumulative percentage of contracted UDA delivered 2018 & 2019



Adjusted Scheduled Activity (UDA)

Month	2018	2019
April	836	669
May	2,143	2,174
June	3,123	3,271
July	4,595	
August	6,424	
September	7,795	
October	9,357	
November	10,828	
December	12,403	
January	13,418	
February	15,178	
March	16,814	
April	17,602	
May	17,603	
June	17,603	

### QUALITY

	Quantity	Base Number	Contract	AT	Region	England
% of FP17s for the same patient ID Re-attending within 3 months - Children	34	433	7.9%	10.6%	11.3%	11.5%
% of FP17s for the same patient ID Re-attending within 3 months - Adults	164	1,273	12.9%	14.5%	14.9%	15.4%
% of FP17s for the same patient ID Re-attending between 3 & 9 months - Children	224	433	51.7%	58.1%	60.0%	58.9%
% of FP17s for the same patient ID Re-attending between 3 & 9 months - Adults	674	1,273	52.9%	49.3%	52.6%	51.6%
% of FP17s for Band 1 Urgent Courses	34	1,449	2.3%	8.9%	7.9%	8.9%
% of FP17s Relating to Free Repair or Replacements	26	1,449	1.8%	0.7%	0.8%	0.8%
% of FP17s Relating to Continuations	3	1,449	0.2%	0.8%	0.9%	0.9%
% of Patients satisfied with the dentistry they have received	8	8	N/A	93.6%	93.2%	93.2%
% of Patients satisfied with the time they had to wait for an appointment	7	8	N/A	87.7%	89.1%	88.8%

\* This is based on patients treated on this contract for their most recent course of treatment. Figures in italics indicate the base number of FP17s or Patient Questionnaire responses are less than 100. N/A is shown where the base number of responses is less than 10 during the period. % is calculated as Quantity/Base number\*100

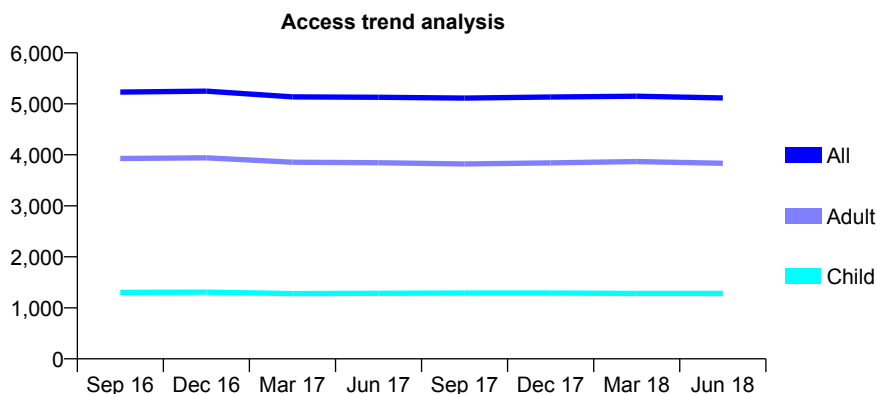
## Q58 - Vital Signs At a Glance Contract Report for 676802/0001 - June 2018

Name or company name	MR B MOHAMMAD-AGHAEI
Contract type name	GDS Contract
Purpose of contract	General
Contract start date	01/04/2006
Contract end date	

18/19 Contracted general activity (UDA)	16,076
Carry forward general activity (UDA)	0
18/19 Contracted orthodontic activity (UOA)	0
Carry forward orthodontic activity (UOA)	0
Baseline contract value	£392,477.84

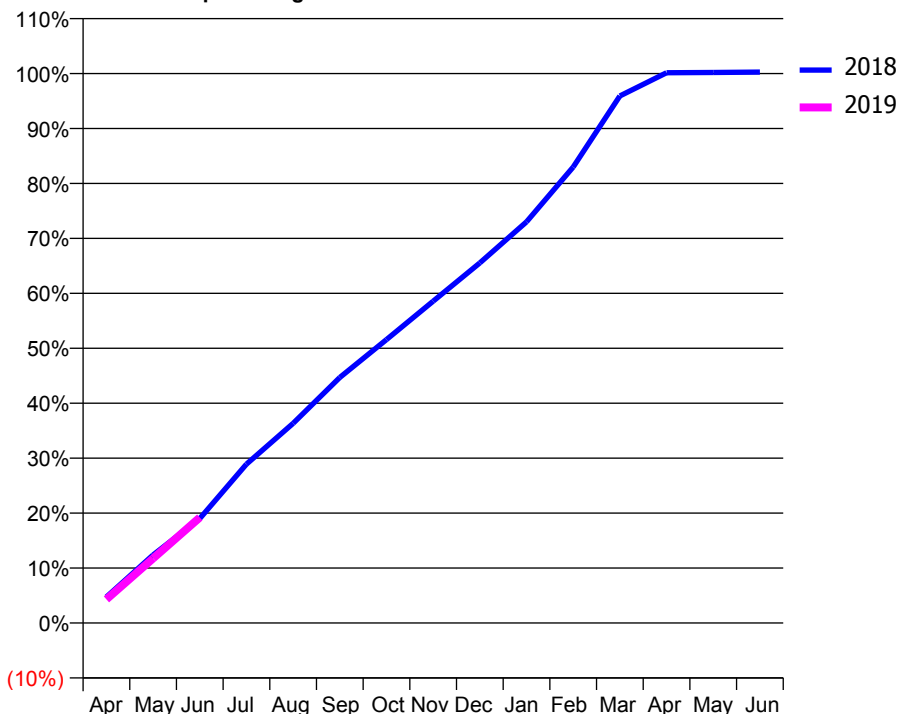
### ACCESS\*

Patients seen in 24 months	Total	Change since previous quarter
Quarter ending June 2017	5,128	
Quarter ending September 2017	5,112	→
Quarter ending December 2017	5,133	→
Quarter ending March 2018	5,150	→
Quarter ending June 2018	5,116	→
<b>Variance since June 2017</b>	<b>(0.2%)</b>	<b>→</b>



### ACTIVITY

Cumulative percentage of contracted UDA delivered 2018 & 2019



Month	Adjusted Scheduled Activity (UDA)	
	2018	2019
April	763	693
May	1,990	1,890
June	3,055	3,088
July	4,646	
August	5,841	
September	7,184	
October	8,292	
November	9,415	
December	10,534	
January	11,735	
February	13,339	
March	15,419	
April	16,097	
May	16,104	
June	16,116	

### QUALITY

	Quantity	Base Number	Contract	AT	Region	England
% of FP17s for the same patient ID Re-attending within 3 months - Children	15	427	3.5%	10.6%	11.3%	11.5%
% of FP17s for the same patient ID Re-attending within 3 months - Adults	169	1,136	14.9%	14.5%	14.9%	15.4%
% of FP17s for the same patient ID Re-attending between 3 & 9 months - Children	220	427	51.5%	58.1%	60.0%	58.9%
% of FP17s for the same patient ID Re-attending between 3 & 9 months - Adults	515	1,136	45.3%	49.3%	52.6%	51.6%
% of FP17s for Band 1 Urgent Courses	124	1,342	9.2%	8.9%	7.9%	8.9%
% of FP17s Relating to Free Repair or Replacements	29	1,342	2.2%	0.7%	0.8%	0.8%
% of FP17s Relating to Continuations	7	1,342	0.5%	0.8%	0.9%	0.9%
% of Patients satisfied with the dentistry they have received	3	3	N/A	93.6%	93.2%	93.2%
% of Patients satisfied with the time they had to wait for an appointment	3	3	N/A	87.7%	89.1%	88.8%

\* This is based on patients treated on this contract for their most recent course of treatment. Figures in italics indicate the base number of FP17s or Patient Questionnaire responses are less than 100. N/A is shown where the base number of responses is less than 10 during the period. % is calculated as Quantity/Base number\*100

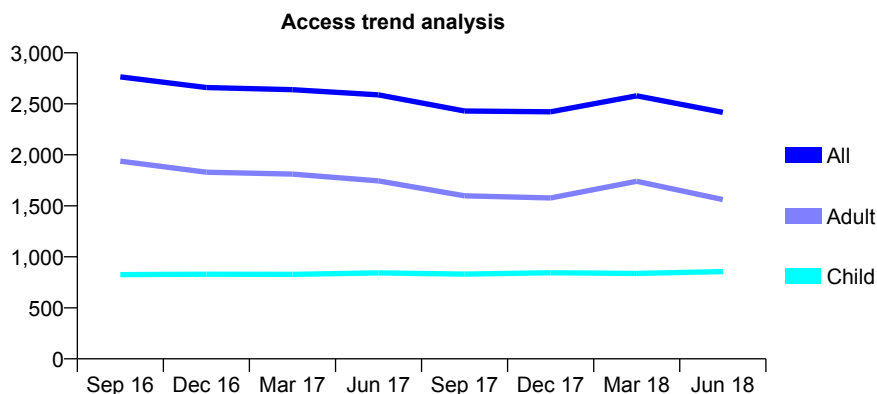
## Q58 - Vital Signs At a Glance Contract Report for 688789/0002 - June 2018

Name or company name	MRS N SHAH
Contract type name	GDS Contract
Purpose of contract	General
Contract start date	01/04/2009
Contract end date	

18/19 Contracted general activity (UDA)	4,900
Carry forward general activity (UDA)	0
18/19 Contracted orthodontic activity (UOA)	0
Carry forward orthodontic activity (UOA)	0
Baseline contract value	£127,562.68

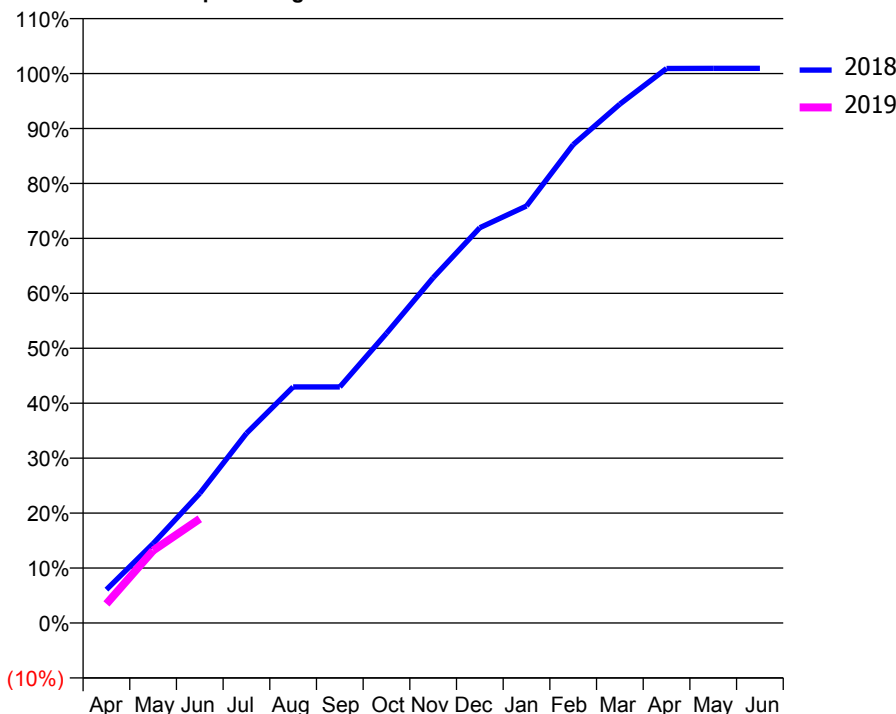
### ACCESS\*

Patients seen in 24 months	Total	Change since previous quarter
Quarter ending June 2017	2,588	
Quarter ending September 2017	2,429	↓
Quarter ending December 2017	2,421	→
Quarter ending March 2018	2,578	↑
Quarter ending June 2018	2,416	↓
<b>Variance since June 2017</b>	<b>(6.6%)</b>	<b>↓</b>



### ACTIVITY

Cumulative percentage of contracted UDA delivered 2018 & 2019



Month	Adjusted Scheduled Activity (UDA)	
	2018	2019
April	297	171
May	708	646
June	1,156	929
July	1,691	
August	2,106	
September	2,106	
October	2,584	
November	3,079	
December	3,526	
January	3,719	
February	4,266	
March	4,628	
April	4,945	
May	4,946	
June	4,946	

### QUALITY

	Quantity	Base Number	Contract	AT	Region	England
% of FP17s for the same patient ID Re-attending within 3 months - Children	14	325	4.3%	10.6%	11.3%	11.5%
% of FP17s for the same patient ID Re-attending within 3 months - Adults	65	407	16.0%	14.5%	14.9%	15.4%
% of FP17s for the same patient ID Re-attending between 3 & 9 months - Children	178	325	54.8%	58.1%	60.0%	58.9%
% of FP17s for the same patient ID Re-attending between 3 & 9 months - Adults	85	407	20.9%	49.3%	52.6%	51.6%
% of FP17s for Band 1 Urgent Courses	65	504	12.9%	8.9%	7.9%	8.9%
% of FP17s Relating to Free Repair or Replacements	0	504	0.0%	0.7%	0.8%	0.8%
% of FP17s Relating to Continuations	1	504	0.2%	0.8%	0.9%	0.9%
% of Patients satisfied with the dentistry they have received	2	2	N/A	93.6%	93.2%	93.2%
% of Patients satisfied with the time they had to wait for an appointment	2	2	N/A	87.7%	89.1%	88.8%

\* This is based on patients treated on this contract for their most recent course of treatment. Figures in italics indicate the base number of FP17s or Patient Questionnaire responses are less than 100. N/A is shown where the base number of responses is less than 10 during the period. % is calculated as Quantity/Base number\*100

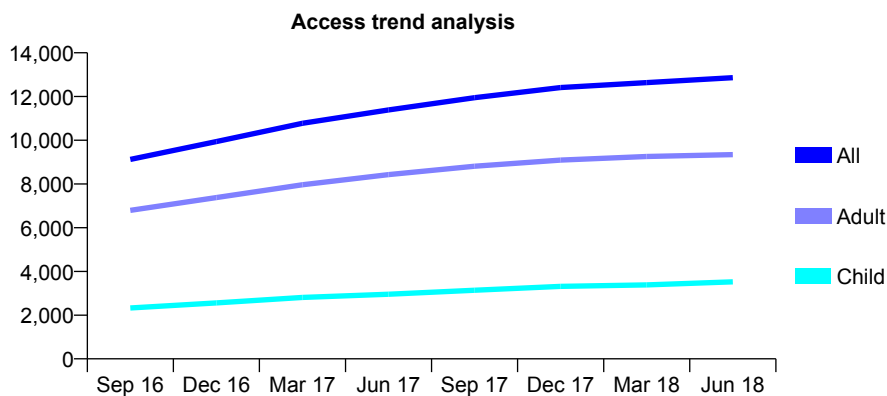
## Q58 - Vital Signs At a Glance Contract Report for 689424/0001 - June 2018

Name or company name	MR N SAKERCHAND
Contract type name	GDS Contract
Purpose of contract	General
Contract start date	18/07/2009
Contract end date	

18/19 Contracted general activity (UDA)	23,773
Carry forward general activity (UDA)	0
18/19 Contracted orthodontic activity (UOA)	0
Carry forward orthodontic activity (UOA)	0
Baseline contract value	£543,981.40

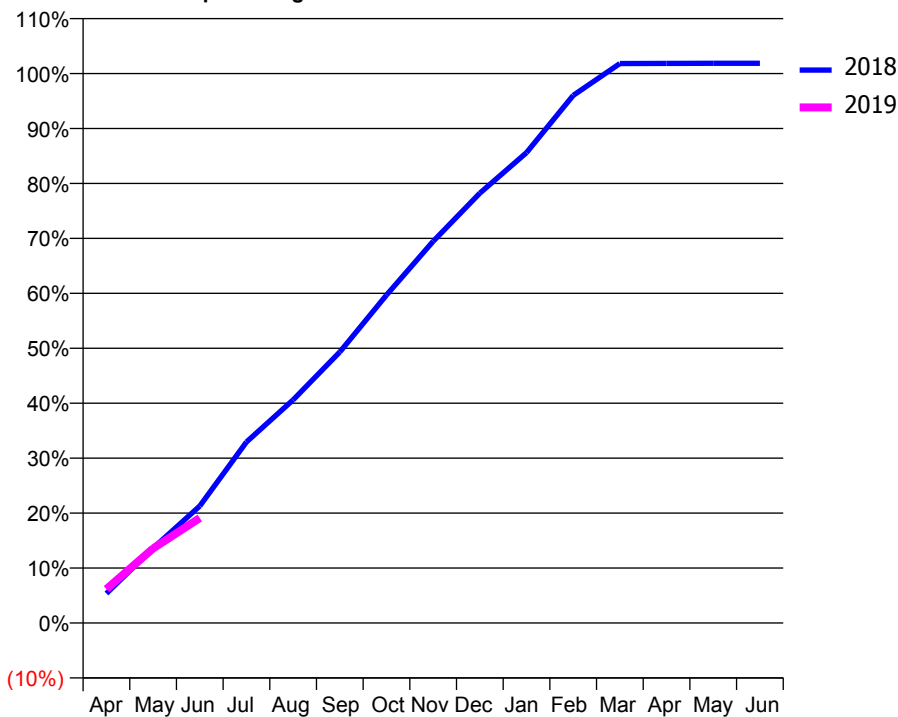
### ACCESS\*

Patients seen in 24 months	Total	Change since previous quarter
Quarter ending June 2017	11,386	
Quarter ending September 2017	11,949	↑
Quarter ending December 2017	12,411	↑
Quarter ending March 2018	12,637	→
Quarter ending June 2018	12,865	→
<b>Variance since June 2017</b>	<b>13.0%</b>	<b>↑</b>



### ACTIVITY

Cumulative percentage of contracted UDA delivered 2018 & 2019



Adjusted Scheduled Activity (UDA)

Month	2018	2019
April	1,275	1,468
May	3,242	3,226
June	5,064	4,542
July	7,830	
August	9,652	
September	11,727	
October	14,190	
November	16,516	
December	18,596	
January	20,352	
February	22,828	
March	24,204	
April	24,208	
May	24,217	
June	24,217	

### QUALITY

	Quantity	Base Number	Contract	AT	Region	England
% of FP17s for the same patient ID Re-attending within 3 months - Children	47	1,010	4.7%	10.6%	11.3%	11.5%
% of FP17s for the same patient ID Re-attending within 3 months - Adults	304	2,168	14.0%	14.5%	14.9%	15.4%
% of FP17s for the same patient ID Re-attending between 3 & 9 months - Children	494	1,010	48.9%	58.1%	60.0%	58.9%
% of FP17s for the same patient ID Re-attending between 3 & 9 months - Adults	663	2,168	30.6%	49.3%	52.6%	51.6%
% of FP17s for Band 1 Urgent Courses	226	2,329	9.7%	8.9%	7.9%	8.9%
% of FP17s Relating to Free Repair or Replacements	14	2,329	0.6%	0.7%	0.8%	0.8%
% of FP17s Relating to Continuations	6	2,329	0.3%	0.8%	0.9%	0.9%
% of Patients satisfied with the dentistry they have received	10	11	90.9%	93.6%	93.2%	93.2%
% of Patients satisfied with the time they had to wait for an appointment	9	11	81.8%	87.7%	89.1%	88.8%

\* This is based on patients treated on this contract for their most recent course of treatment. Figures in italics indicate the base number of FP17s or Patient Questionnaire responses are less than 100. N/A is shown where the base number of responses is less than 10 during the period. % is calculated as Quantity/Base number\*100

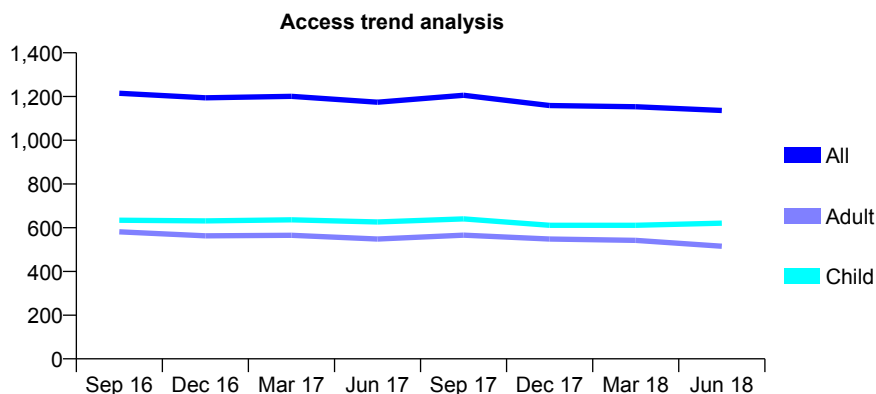
## Q58 - Vital Signs At a Glance Contract Report for 723657/0001 - June 2018

Name or company name	MR AG BREE
Contract type name	GDS Contract
Purpose of contract	General
Contract start date	01/04/2006
Contract end date	

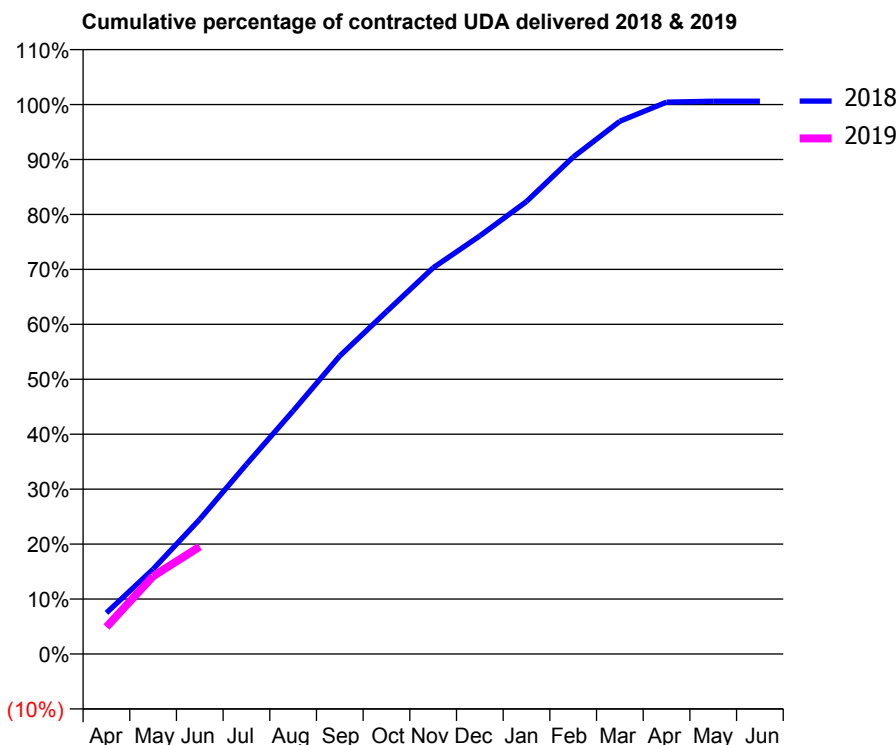
18/19 Contracted general activity (UDA)	2,927
Carry forward general activity (UDA)	0
18/19 Contracted orthodontic activity (UOA)	0
Carry forward orthodontic activity (UOA)	0
Baseline contract value	£66,058.80

### ACCESS\*

Patients seen in 24 months	Total	Change since previous quarter
Quarter ending June 2017	1,174	
Quarter ending September 2017	1,206	↑
Quarter ending December 2017	1,159	↓
Quarter ending March 2018	1,153	→
Quarter ending June 2018	1,136	↓
<b>Variance since June 2017</b>	<b>(3.2%)</b>	<b>↓</b>



### ACTIVITY



Adjusted Scheduled Activity (UDA)		
Month	2018	2019
April	219	144
May	452	414
June	718	572
July	1,011	
August	1,295	
September	1,588	
October	1,824	
November	2,058	
December	2,227	
January	2,410	
February	2,647	
March	2,838	
April	2,939	
May	2,944	
June	2,944	

### QUALITY

	Quantity	Base Number	Contract	AT	Region	England
% of FP17s for the same patient ID Re-attending within 3 months - Children	11	219	5.0%	10.6%	11.3%	11.5%
% of FP17s for the same patient ID Re-attending within 3 months - Adults	15	132	11.4%	14.5%	14.9%	15.4%
% of FP17s for the same patient ID Re-attending between 3 & 9 months - Children	136	219	62.1%	58.1%	60.0%	58.9%
% of FP17s for the same patient ID Re-attending between 3 & 9 months - Adults	72	132	54.5%	49.3%	52.6%	51.6%
% of FP17s for Band 1 Urgent Courses	7	315	2.2%	8.9%	7.9%	8.9%
% of FP17s Relating to Free Repair or Replacements	0	315	0.0%	0.7%	0.8%	0.8%
% of FP17s Relating to Continuations	5	315	1.6%	0.8%	0.9%	0.9%
% of Patients satisfied with the dentistry they have received	2	2	N/A	93.6%	93.2%	93.2%
% of Patients satisfied with the time they had to wait for an appointment	2	2	N/A	87.7%	89.1%	88.8%

\* This is based on patients treated on this contract for their most recent course of treatment. Figures in italics indicate the base number of FP17s or Patient Questionnaire responses are less than 100. N/A is shown where the base number of responses is less than 10 during the period. % is calculated as Quantity/Base number\*100

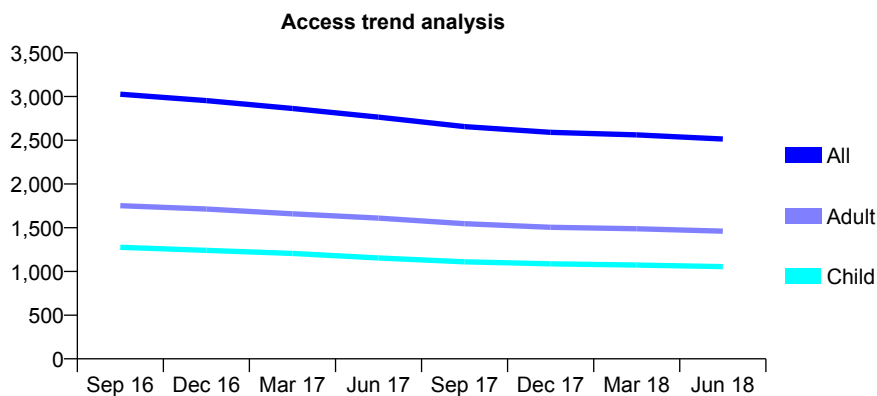
## Q58 - Vital Signs At a Glance Contract Report for 731730/0001 - June 2018

Name or company name	MR AS MCKENDRICK
Contract type name	GDS Contract
Purpose of contract	General
Contract start date	01/04/2006
Contract end date	

18/19 Contracted general activity (UDA)	9,412
Carry forward general activity (UDA)	0
18/19 Contracted orthodontic activity (UOA)	0
Carry forward orthodontic activity (UOA)	0
Baseline contract value	£228,470.97

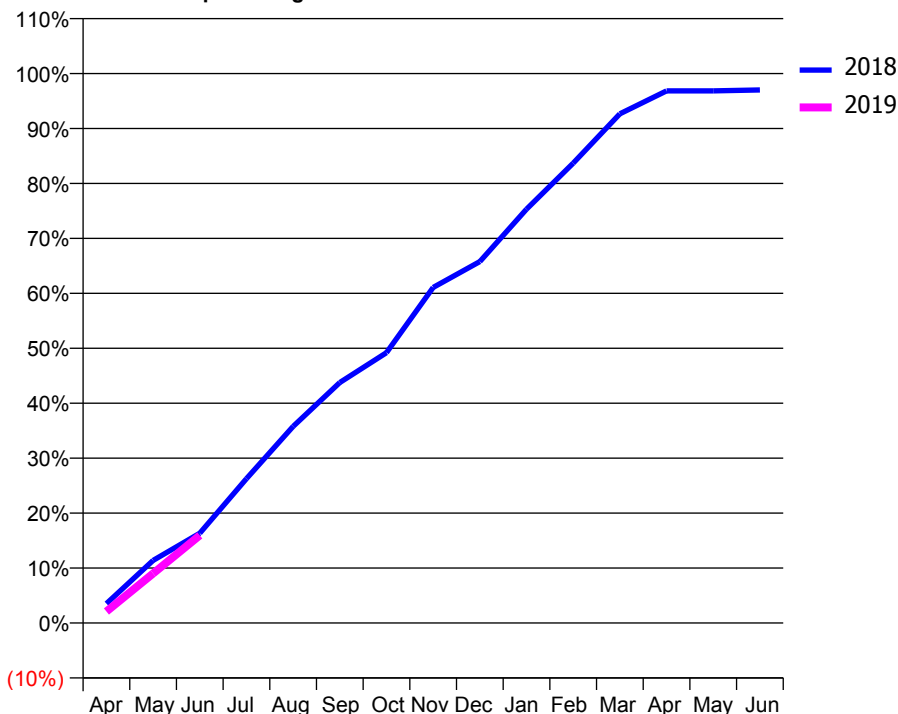
### ACCESS\*

Patients seen in 24 months	Total	Change since previous quarter
Quarter ending June 2017	2,764	
Quarter ending September 2017	2,656	↓
Quarter ending December 2017	2,590	↓
Quarter ending March 2018	2,561	↓
Quarter ending June 2018	2,514	↓
<b>Variance since June 2017</b>	<b>(9.0%)</b>	↓



### ACTIVITY

Cumulative percentage of contracted UDA delivered 2018 & 2019



Adjusted Scheduled Activity (UDA)

Month	2018	2019
April	332	197
May	1,072	848
June	1,537	1,501
July	2,472	
August	3,369	
September	4,120	
October	4,631	
November	5,747	
December	6,190	
January	7,088	
February	7,876	
March	8,722	
April	9,115	
May	9,115	
June	9,130	

### QUALITY

	Quantity	Base Number	Contract	AT	Region	England
% of FP17s for the same patient ID Re-attending within 3 months - Children	25	350	7.1%	10.6%	11.3%	11.5%
% of FP17s for the same patient ID Re-attending within 3 months - Adults	124	600	20.7%	14.5%	14.9%	15.4%
% of FP17s for the same patient ID Re-attending between 3 & 9 months - Children	258	350	73.7%	58.1%	60.0%	58.9%
% of FP17s for the same patient ID Re-attending between 3 & 9 months - Adults	418	600	69.7%	49.3%	52.6%	51.6%
% of FP17s for Band 1 Urgent Courses	31	745	4.2%	8.9%	7.9%	8.9%
% of FP17s Relating to Free Repair or Replacements	0	745	0.0%	0.7%	0.8%	0.8%
% of FP17s Relating to Continuations	43	745	5.8%	0.8%	0.9%	0.9%
% of Patients satisfied with the dentistry they have received	1	1	N/A	93.6%	93.2%	93.2%
% of Patients satisfied with the time they had to wait for an appointment	1	1	N/A	87.7%	89.1%	88.8%

\* This is based on patients treated on this contract for their most recent course of treatment. Figures in italics indicate the base number of FP17s or Patient Questionnaire responses are less than 100. N/A is shown where the base number of responses is less than 10 during the period. % is calculated as Quantity/Base number\*100



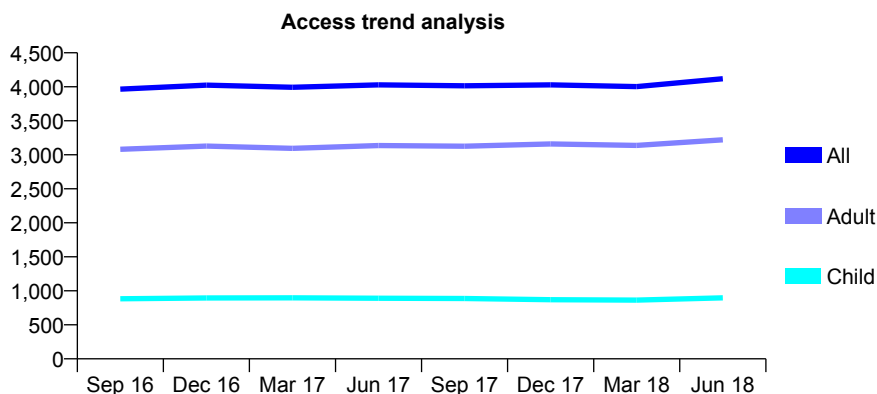
## Q58 - Vital Signs At a Glance Contract Report for 732222/0001 - June 2018

Name or company name	MR FP MAGUIRE
Contract type name	GDS Contract
Purpose of contract	General
Contract start date	01/04/2006
Contract end date	

18/19 Contracted general activity (UDA)	12,050
Carry forward general activity (UDA)	0
18/19 Contracted orthodontic activity (UOA)	0
Carry forward orthodontic activity (UOA)	0
Baseline contract value	£296,774.77

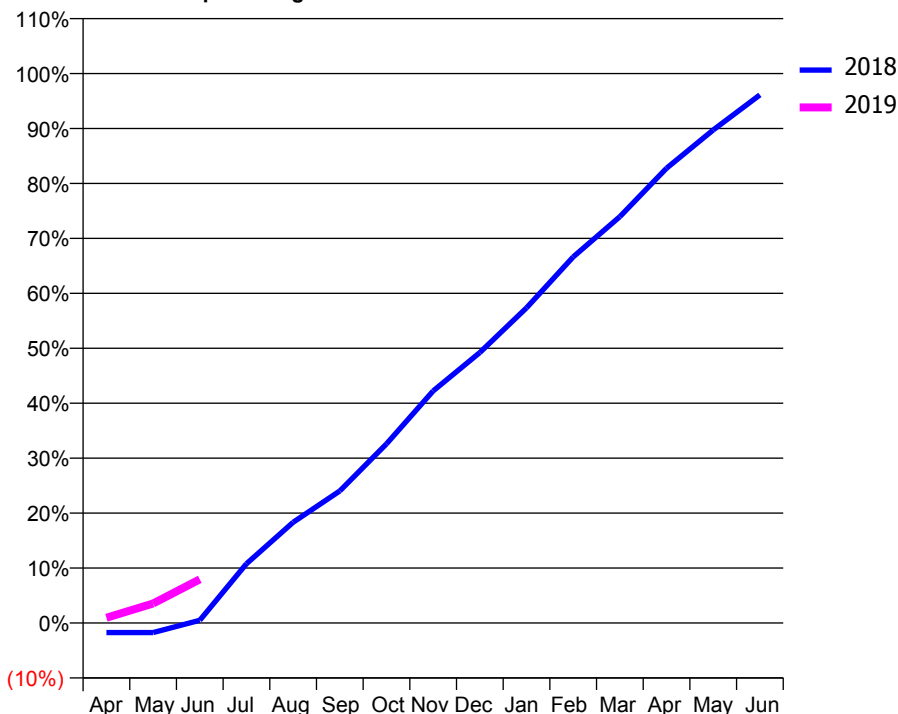
### ACCESS\*

Patients seen in 24 months	Total	Change since previous quarter
Quarter ending June 2017	4,028	
Quarter ending September 2017	4,015	→
Quarter ending December 2017	4,029	→
Quarter ending March 2018	4,003	→
Quarter ending June 2018	4,118	↑
<b>Variance since June 2017</b>	<b>2.2%</b>	<b>↑</b>



### ACTIVITY

Cumulative percentage of contracted UDA delivered 2018 & 2019



Adjusted Scheduled Activity (UDA)

Month	2018	2019
April	-212	115
May	-212	427
June	59	957
July	1,300	
August	2,210	
September	2,895	
October	3,929	
November	5,089	
December	5,931	
January	6,910	
February	8,028	
March	8,912	
April	9,972	
May	10,813	
June	11,582	

### QUALITY

	Quantity	Base Number	Contract	AT	Region	England
% of FP17s for the same patient ID Re-attending within 3 months - Children	63	409	15.4%	10.6%	11.3%	11.5%
% of FP17s for the same patient ID Re-attending within 3 months - Adults	327	1,486	22.0%	14.5%	14.9%	15.4%
% of FP17s for the same patient ID Re-attending between 3 & 9 months - Children	230	409	56.2%	58.1%	60.0%	58.9%
% of FP17s for the same patient ID Re-attending between 3 & 9 months - Adults	803	1,486	54.0%	49.3%	52.6%	51.6%
% of FP17s for Band 1 Urgent Courses	50	672	7.4%	8.9%	7.9%	8.9%
% of FP17s Relating to Free Repair or Replacements	8	672	1.2%	0.7%	0.8%	0.8%
% of FP17s Relating to Continuations	16	672	2.4%	0.8%	0.9%	0.9%
% of Patients satisfied with the dentistry they have received	8	8	N/A	93.6%	93.2%	93.2%
% of Patients satisfied with the time they had to wait for an appointment	8	8	N/A	87.7%	89.1%	88.8%

\* This is based on patients treated on this contract for their most recent course of treatment. Figures in italics indicate the base number of FP17s or Patient Questionnaire responses are less than 100. N/A is shown where the base number of responses is less than 10 during the period. % is calculated as Quantity/Base number\*100

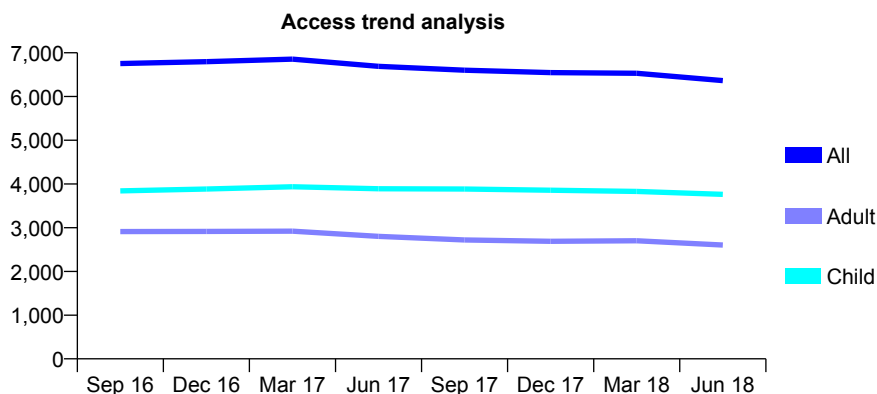
## Q58 - Vital Signs At a Glance Contract Report for 736155/0001 - June 2018

Name or company name	Marsh Road Dental Practice Partnership
Contract type name	GDS Contract
Purpose of contract	General and Orthodontic
Contract start date	01/04/2006
Contract end date	

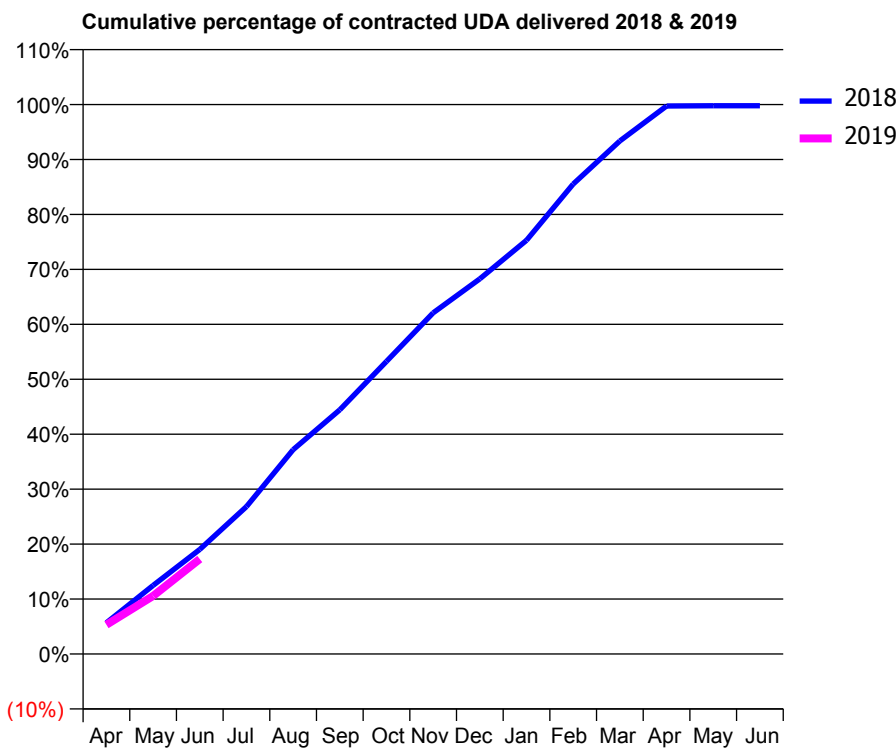
18/19 Contracted general activity (UDA)	22,556
Carry forward general activity (UDA)	0
18/19 Contracted orthodontic activity (UOA)	6,000
Carry forward orthodontic activity (UOA)	0
Baseline contract value	£1,046,944.18

### ACCESS\*

Patients seen in 24 months	Total	Change since previous quarter
Quarter ending June 2017	6,690	
Quarter ending September 2017	6,603	↓
Quarter ending December 2017	6,548	→
Quarter ending March 2018	6,532	→
Quarter ending June 2018	6,363	↓
<b>Variance since June 2017</b>	<b>(4.9%)</b>	<b>↓</b>



### ACTIVITY



Adjusted Scheduled Activity (UDA)		
Month	2018	2019
April	1,282	1,202
May	2,814	2,385
June	4,294	3,899
July	6,052	
August	8,390	
September	10,025	
October	12,013	
November	14,005	
December	15,402	
January	16,984	
February	19,289	
March	21,061	
April	22,494	
May	22,506	
June	22,506	

### QUALITY

	Quantity	Base Number	Contract	AT	Region	England
% of FP17s for the same patient ID Re-attending within 3 months - Children	60	1,142	5.3%	10.6%	11.3%	11.5%
% of FP17s for the same patient ID Re-attending within 3 months - Adults	76	558	13.6%	14.5%	14.9%	15.4%
% of FP17s for the same patient ID Re-attending between 3 & 9 months - Children	590	1,142	51.7%	58.1%	60.0%	58.9%
% of FP17s for the same patient ID Re-attending between 3 & 9 months - Adults	219	558	39.2%	49.3%	52.6%	51.6%
% of FP17s for Band 1 Urgent Courses	91	1,358	6.7%	8.9%	7.9%	8.9%
% of FP17s Relating to Free Repair or Replacements	1	1,358	0.1%	0.7%	0.8%	0.8%
% of FP17s Relating to Continuations	0	1,358	0.0%	0.8%	0.9%	0.9%
% of Patients satisfied with the dentistry they have received	2	3	N/A	93.6%	93.2%	93.2%
% of Patients satisfied with the time they had to wait for an appointment	1	3	N/A	87.7%	89.1%	88.8%

\* This is based on patients treated on this contract for their most recent course of treatment. Figures in italics indicate the base number of FP17s or Patient Questionnaire responses are less than 100. N/A is shown where the base number of responses is less than 10 during the period. % is calculated as Quantity/Base number\*100

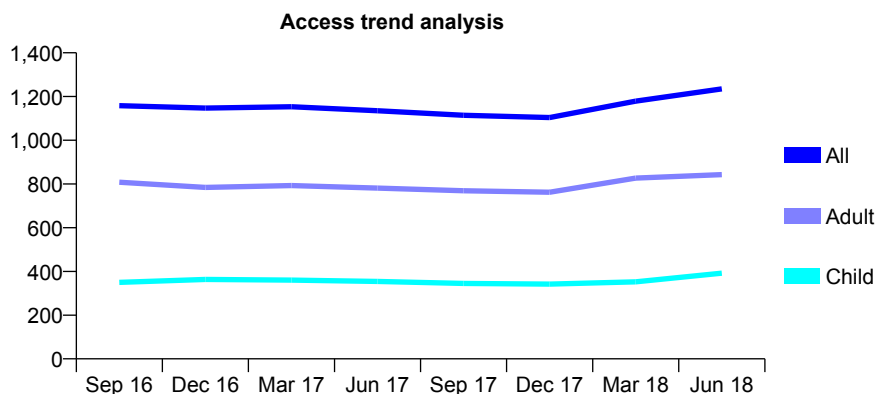
## Q58 - Vital Signs At a Glance Contract Report for 736538/0001 - June 2018

Name or company name	MRS G DELLOW
Contract type name	GDS Contract
Purpose of contract	General
Contract start date	01/04/2006
Contract end date	

18/19 Contracted general activity (UDA)	3,393
Carry forward general activity (UDA)	0
18/19 Contracted orthodontic activity (UOA)	0
Carry forward orthodontic activity (UOA)	0
Baseline contract value	£79,711.93

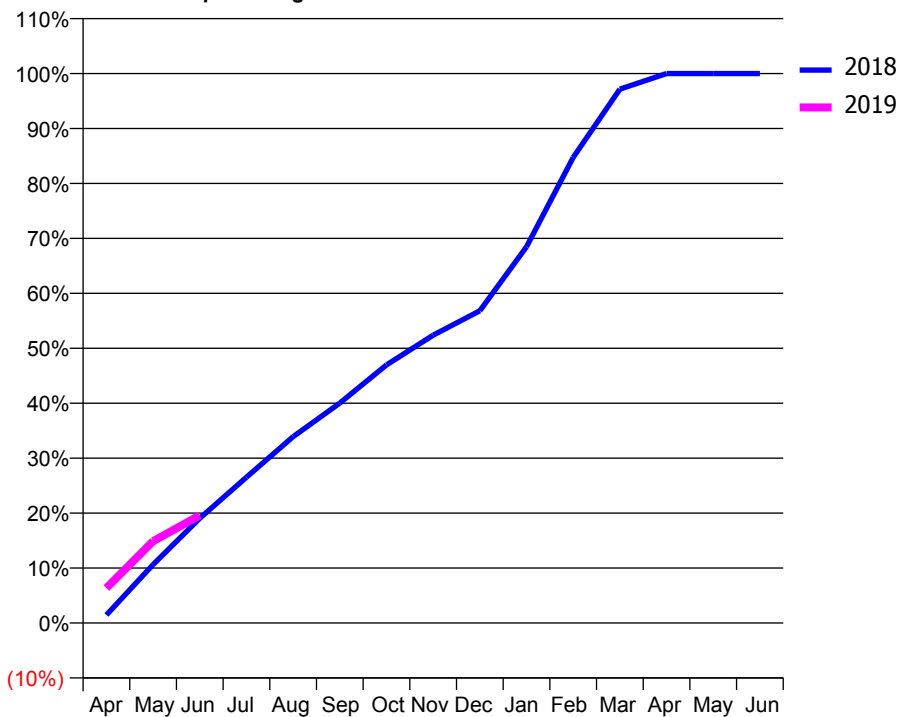
### ACCESS\*

Patients seen in 24 months	Total	Change since previous quarter
Quarter ending June 2017	1,135	
Quarter ending September 2017	1,114	↓
Quarter ending December 2017	1,104	→
Quarter ending March 2018	1,179	↑
Quarter ending June 2018	1,235	↑
<b>Variance since June 2017</b>	<b>8.8%</b>	<b>↑</b>



### ACTIVITY

Cumulative percentage of contracted UDA delivered 2018 & 2019



Month	Adjusted Scheduled Activity (UDA)	
	2018	2019
April	50	216
May	361	505
June	647	665
July	900	
August	1,151	
September	1,358	
October	1,594	
November	1,777	
December	1,928	
January	2,323	
February	2,875	
March	3,297	
April	3,393	
May	3,393	
June	3,393	

### QUALITY

	Quantity	Base Number	Contract	AT	Region	England
% of FP17s for the same patient ID Re-attending within 3 months - Children	7	122	5.7%	10.6%	11.3%	11.5%
% of FP17s for the same patient ID Re-attending within 3 months - Adults	49	273	17.9%	14.5%	14.9%	15.4%
% of FP17s for the same patient ID Re-attending between 3 & 9 months - Children	55	122	45.1%	58.1%	60.0%	58.9%
% of FP17s for the same patient ID Re-attending between 3 & 9 months - Adults	125	273	45.8%	49.3%	52.6%	51.6%
% of FP17s for Band 1 Urgent Courses	19	345	5.5%	8.9%	7.9%	8.9%
% of FP17s Relating to Free Repair or Replacements	4	345	1.2%	0.7%	0.8%	0.8%
% of FP17s Relating to Continuations	20	345	5.8%	0.8%	0.9%	0.9%
% of Patients satisfied with the dentistry they have received	1	1	N/A	93.6%	93.2%	93.2%
% of Patients satisfied with the time they had to wait for an appointment	1	1	N/A	87.7%	89.1%	88.8%

\* This is based on patients treated on this contract for their most recent course of treatment. Figures in italics indicate the base number of FP17s or Patient Questionnaire responses are less than 100. N/A is shown where the base number of responses is less than 10 during the period. % is calculated as Quantity/Base number\*100

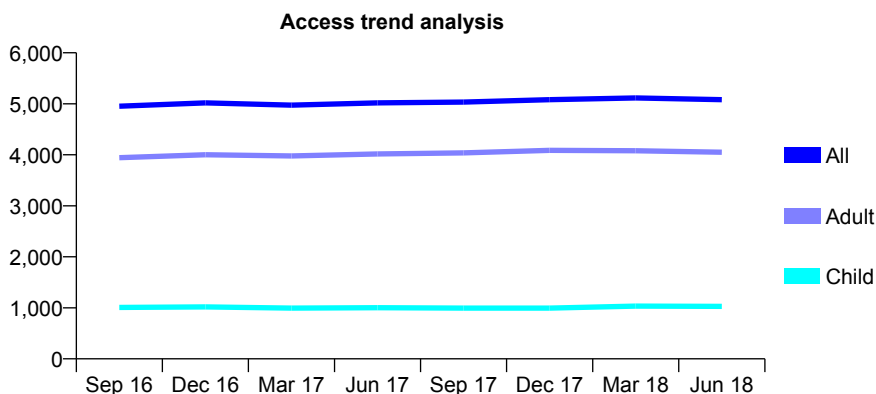
## Q58 - Vital Signs At a Glance Contract Report for 738875/0002 - June 2018

Name or company name	MR TM KATCHI
Contract type name	GDS Contract
Purpose of contract	General
Contract start date	01/04/2006
Contract end date	

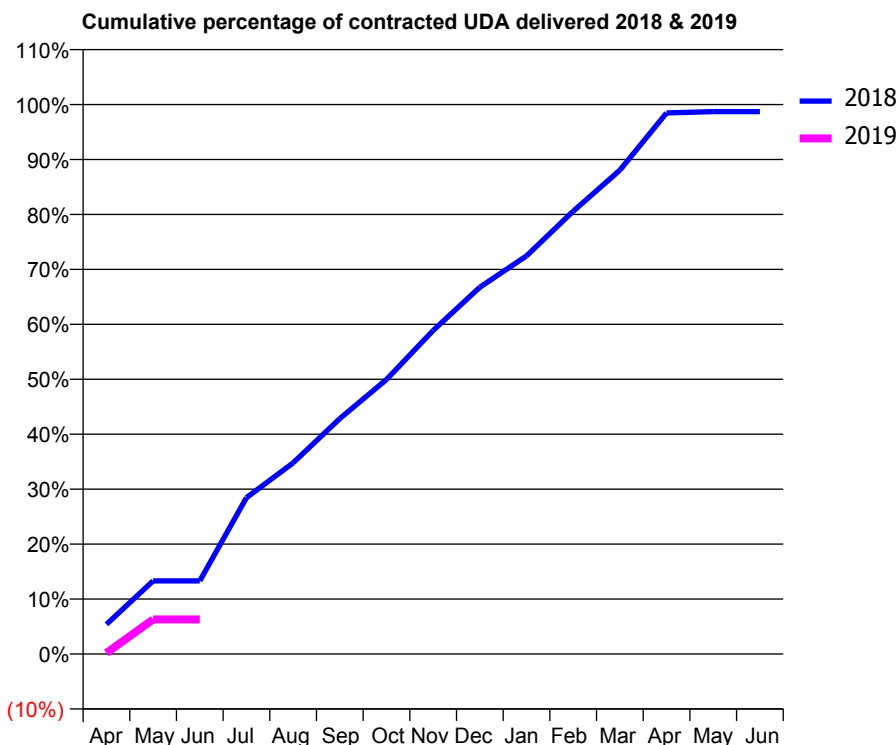
18/19 Contracted general activity (UDA)	14,540
Carry forward general activity (UDA)	0
18/19 Contracted orthodontic activity (UOA)	0
Carry forward orthodontic activity (UOA)	0
Baseline contract value	£353,595.13

### ACCESS\*

Patients seen in 24 months	Total	Change since previous quarter
Quarter ending June 2017	5,019	
Quarter ending September 2017	5,033	→
Quarter ending December 2017	5,081	→
Quarter ending March 2018	5,114	→
Quarter ending June 2018	5,080	→
<b>Variance since June 2017</b>	<b>1.2%</b>	<b>→</b>



### ACTIVITY



Month	Adjusted Scheduled Activity (UDA)	
	2018	2019
April	786	25
May	1,935	916
June	1,935	916
July	4,136	
August	5,060	
September	6,229	
October	7,262	
November	8,562	
December	9,706	
January	10,535	
February	11,715	
March	12,802	
April	14,315	
May	14,350	
June	14,350	

### QUALITY

	Quantity	Base Number	Contract	AT	Region	England
% of FP17s for the same patient ID Re-attending within 3 months - Children	7	226	3.1%	10.6%	11.3%	11.5%
% of FP17s for the same patient ID Re-attending within 3 months - Adults	58	719	8.1%	14.5%	14.9%	15.4%
% of FP17s for the same patient ID Re-attending between 3 & 9 months - Children	98	226	43.4%	58.1%	60.0%	58.9%
% of FP17s for the same patient ID Re-attending between 3 & 9 months - Adults	316	719	43.9%	49.3%	52.6%	51.6%
% of FP17s for Band 1 Urgent Courses	20	471	4.2%	8.9%	7.9%	8.9%
% of FP17s Relating to Free Repair or Replacements	2	471	0.4%	0.7%	0.8%	0.8%
% of FP17s Relating to Continuations	0	471	0.0%	0.8%	0.9%	0.9%
% of Patients satisfied with the dentistry they have received	3	3	N/A	93.6%	93.2%	93.2%
% of Patients satisfied with the time they had to wait for an appointment	3	3	N/A	87.7%	89.1%	88.8%

\* This is based on patients treated on this contract for their most recent course of treatment. Figures in italics indicate the base number of FP17s or Patient Questionnaire responses are less than 100. N/A is shown where the base number of responses is less than 10 during the period. % is calculated as Quantity/Base number\*100

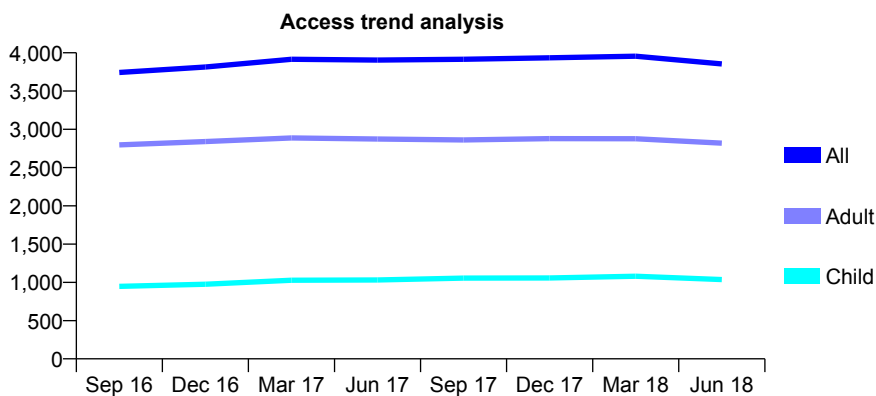
## Q58 - Vital Signs At a Glance Contract Report for 741426/0001 - June 2018

Name or company name	MR SD GUNASEELAN
Contract type name	GDS Contract
Purpose of contract	General
Contract start date	01/04/2006
Contract end date	

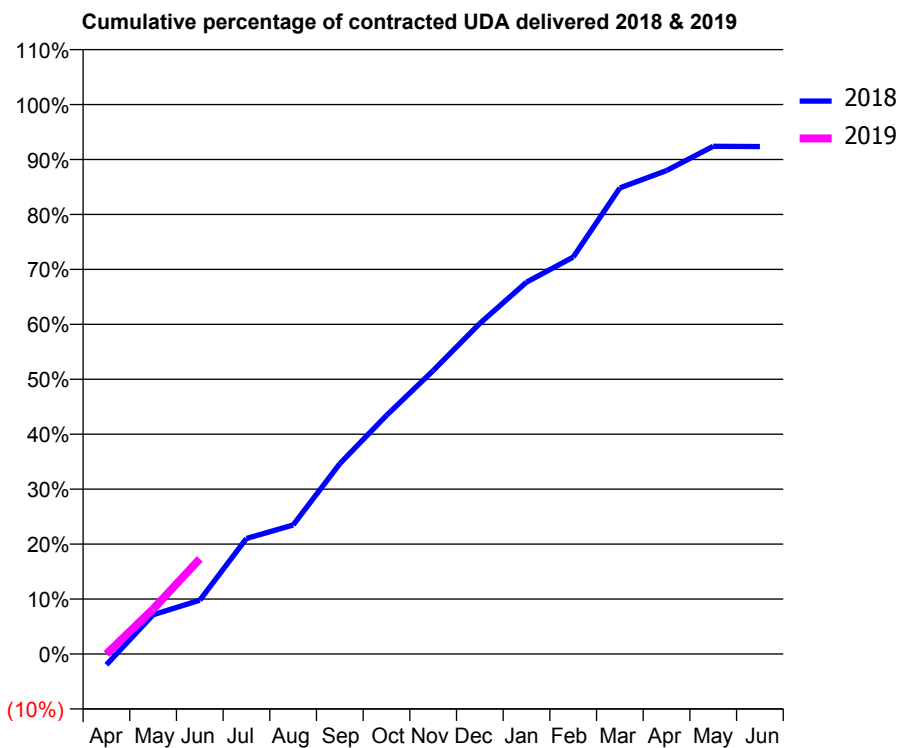
18/19 Contracted general activity (UDA)	11,151
Carry forward general activity (UDA)	0
18/19 Contracted orthodontic activity (UOA)	0
Carry forward orthodontic activity (UOA)	0
Baseline contract value	£280,532.77

### ACCESS\*

Patients seen in 24 months	Total	Change since previous quarter
Quarter ending June 2017	3,905	
Quarter ending September 2017	3,916	→
Quarter ending December 2017	3,935	→
Quarter ending March 2018	3,956	→
Quarter ending June 2018	3,855	↓
<b>Variance since June 2017</b>	<b>(1.3%)</b>	<b>↓</b>



### ACTIVITY



Month	Adjusted Scheduled Activity (UDA)	
	2018	2019
April	-220	0
May	796	913
June	1,091	1,929
July	2,346	
August	2,617	
September	3,862	
October	4,841	
November	5,752	
December	6,710	
January	7,547	
February	8,054	
March	9,460	
April	9,811	
May	10,302	
June	10,297	

### QUALITY

	Quantity	Base Number	Contract	AT	Region	England
% of FP17s for the same patient ID Re-attending within 3 months - Children	11	301	3.7%	10.6%	11.3%	11.5%
% of FP17s for the same patient ID Re-attending within 3 months - Adults	80	953	8.4%	14.5%	14.9%	15.4%
% of FP17s for the same patient ID Re-attending between 3 & 9 months - Children	182	301	60.5%	58.1%	60.0%	58.9%
% of FP17s for the same patient ID Re-attending between 3 & 9 months - Adults	593	953	62.2%	49.3%	52.6%	51.6%
% of FP17s for Band 1 Urgent Courses	52	890	5.8%	8.9%	7.9%	8.9%
% of FP17s Relating to Free Repair or Replacements	5	890	0.6%	0.7%	0.8%	0.8%
% of FP17s Relating to Continuations	0	890	0.0%	0.8%	0.9%	0.9%
% of Patients satisfied with the dentistry they have received	4	4	N/A	93.6%	93.2%	93.2%
% of Patients satisfied with the time they had to wait for an appointment	3	4	N/A	87.7%	89.1%	88.8%

\* This is based on patients treated on this contract for their most recent course of treatment. Figures in italics indicate the base number of FP17s or Patient Questionnaire responses are less than 100. N/A is shown where the base number of responses is less than 10 during the period. % is calculated as Quantity/Base number\*100

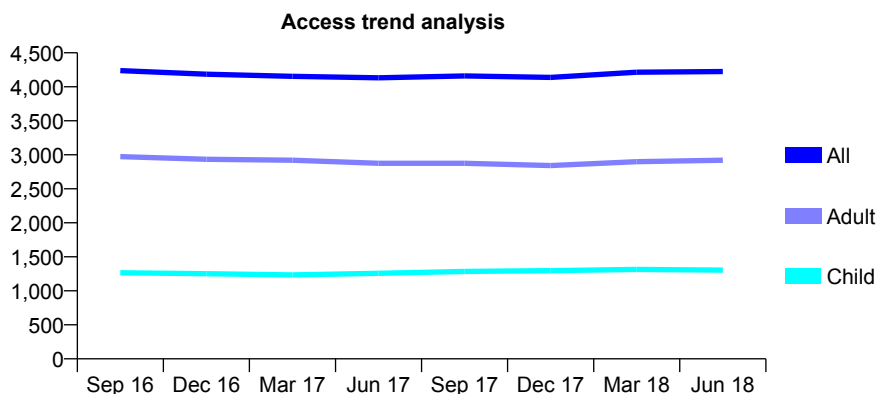
## Q58 - Vital Signs At a Glance Contract Report for 741930/0001 - June 2018

Name or company name	MR A PATEL
Contract type name	GDS Contract
Purpose of contract	General
Contract start date	01/04/2006
Contract end date	

18/19 Contracted general activity (UDA)	6,944
Carry forward general activity (UDA)	0
18/19 Contracted orthodontic activity (UOA)	0
Carry forward orthodontic activity (UOA)	0
Baseline contract value	£160,471.73

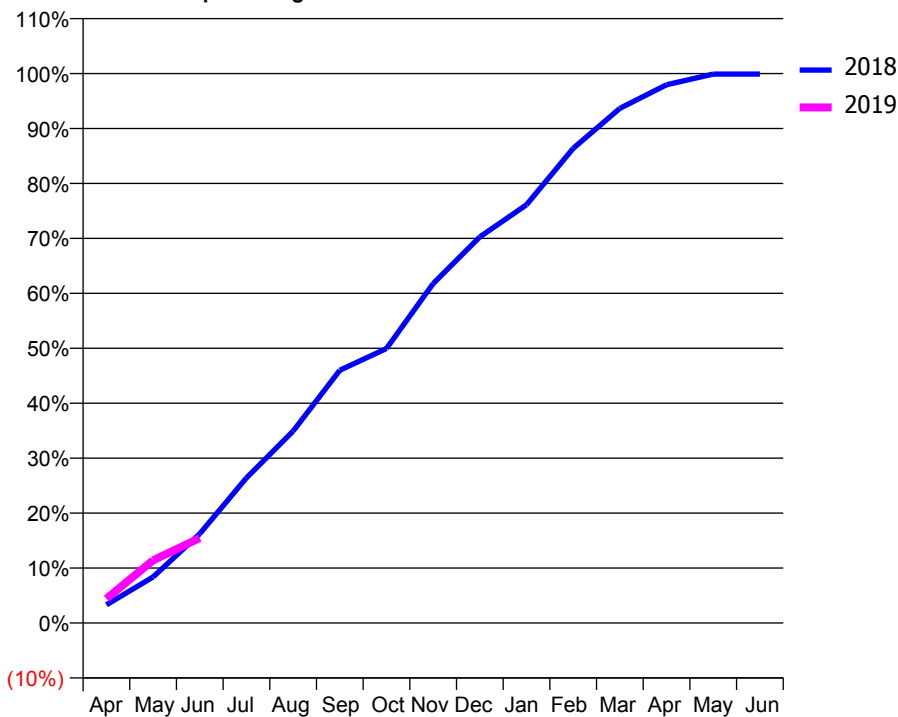
### ACCESS\*

Patients seen in 24 months	Total	Change since previous quarter
Quarter ending June 2017	4,133	
Quarter ending September 2017	4,160	→
Quarter ending December 2017	4,139	→
Quarter ending March 2018	4,214	→
Quarter ending June 2018	4,225	→
<b>Variance since June 2017</b>	<b>2.2%</b>	<b>↑</b>



### ACTIVITY

Cumulative percentage of contracted UDA delivered 2018 & 2019



Month	Adjusted Scheduled Activity (UDA)	
	2018	2019
April	230	307
May	581	793
June	1,128	1,074
July	1,835	
August	2,425	
September	3,194	
October	3,468	
November	4,289	
December	4,879	
January	5,286	
February	5,998	
March	6,504	
April	6,802	
May	6,937	
June	6,937	

### QUALITY

	Quantity	Base Number	Contract	AT	Region	England
% of FP17s for the same patient ID Re-attending within 3 months - Children	22	313	7.0%	10.6%	11.3%	11.5%
% of FP17s for the same patient ID Re-attending within 3 months - Adults	91	667	13.6%	14.5%	14.9%	15.4%
% of FP17s for the same patient ID Re-attending between 3 & 9 months - Children	148	313	47.3%	58.1%	60.0%	58.9%
% of FP17s for the same patient ID Re-attending between 3 & 9 months - Adults	244	667	36.6%	49.3%	52.6%	51.6%
% of FP17s for Band 1 Urgent Courses	34	552	6.2%	8.9%	7.9%	8.9%
% of FP17s Relating to Free Repair or Replacements	0	552	0.0%	0.7%	0.8%	0.8%
% of FP17s Relating to Continuations	10	552	1.8%	0.8%	0.9%	0.9%
% of Patients satisfied with the dentistry they have received	4	4	N/A	93.6%	93.2%	93.2%
% of Patients satisfied with the time they had to wait for an appointment	4	4	N/A	87.7%	89.1%	88.8%

\* This is based on patients treated on this contract for their most recent course of treatment. Figures in italics indicate the base number of FP17s or Patient Questionnaire responses are less than 100. N/A is shown where the base number of responses is less than 10 during the period. % is calculated as Quantity/Base number\*100

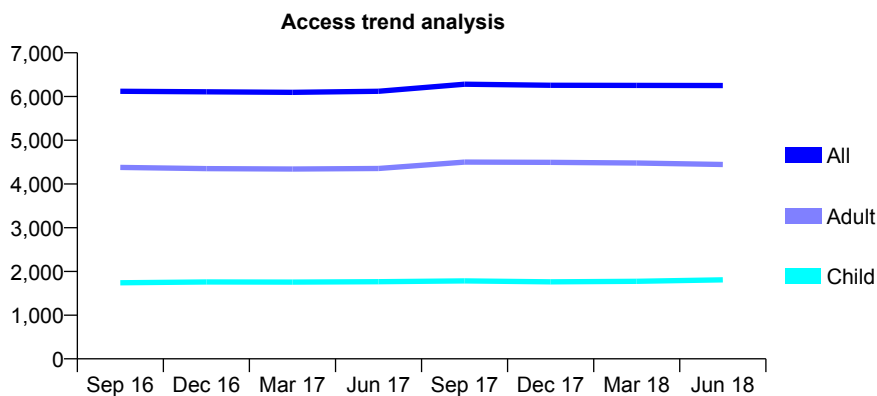
## Q58 - Vital Signs At a Glance Contract Report for 741930/0002 - June 2018

Name or company name	MR A PATEL
Contract type name	GDS Contract
Purpose of contract	General
Contract start date	01/04/2006
Contract end date	

18/19 Contracted general activity (UDA)	15,057
Carry forward general activity (UDA)	0
18/19 Contracted orthodontic activity (UOA)	0
Carry forward orthodontic activity (UOA)	0
Baseline contract value	£311,150.95

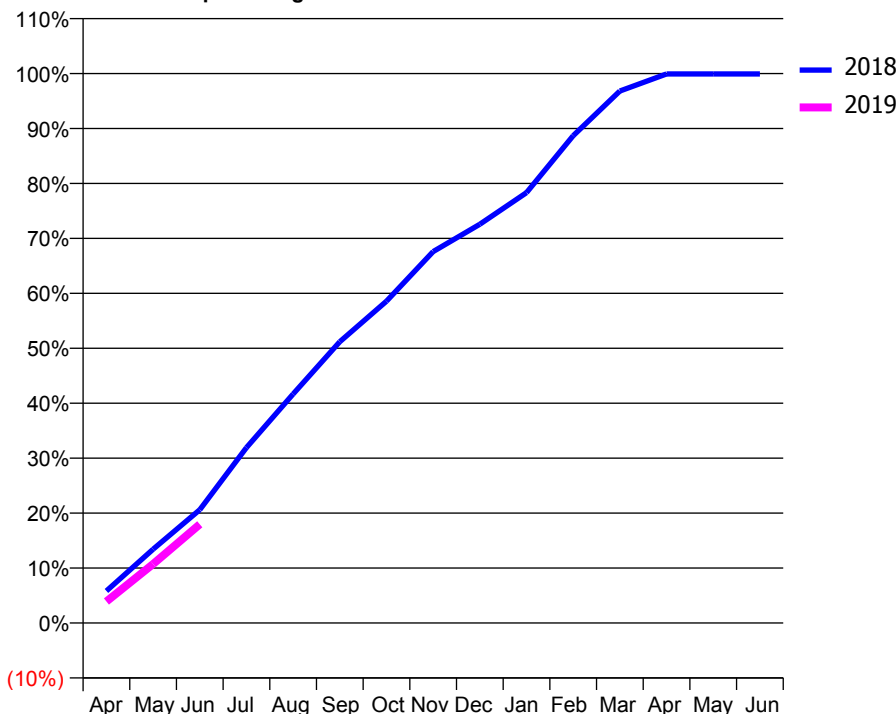
### ACCESS\*

Patients seen in 24 months	Total	Change since previous quarter
Quarter ending June 2017	6,120	
Quarter ending September 2017	6,283	↑
Quarter ending December 2017	6,256	→
Quarter ending March 2018	6,255	→
Quarter ending June 2018	6,252	→
<b>Variance since June 2017</b>	<b>2.2%</b>	<b>↑</b>



### ACTIVITY

Cumulative percentage of contracted UDA delivered 2018 & 2019



Adjusted Scheduled Activity (UDA)		
Month	2018	2019
April	879	590
May	2,021	1,618
June	3,103	2,705
July	4,805	
August	6,274	
September	7,708	
October	8,817	
November	10,179	
December	10,927	
January	11,793	
February	13,354	
March	14,578	
April	15,044	
May	15,045	
June	15,045	

### QUALITY

	Quantity	Base Number	Contract	AT	Region	England
% of FP17s for the same patient ID Re-attending within 3 months - Children	34	616	5.5%	10.6%	11.3%	11.5%
% of FP17s for the same patient ID Re-attending within 3 months - Adults	122	1,268	9.6%	14.5%	14.9%	15.4%
% of FP17s for the same patient ID Re-attending between 3 & 9 months - Children	345	616	56.0%	58.1%	60.0%	58.9%
% of FP17s for the same patient ID Re-attending between 3 & 9 months - Adults	703	1,268	55.4%	49.3%	52.6%	51.6%
% of FP17s for Band 1 Urgent Courses	134	1,673	8.0%	8.9%	7.9%	8.9%
% of FP17s Relating to Free Repair or Replacements	8	1,673	0.5%	0.7%	0.8%	0.8%
% of FP17s Relating to Continuations	18	1,673	1.1%	0.8%	0.9%	0.9%
% of Patients satisfied with the dentistry they have received	1	3	N/A	93.6%	93.2%	93.2%
% of Patients satisfied with the time they had to wait for an appointment	2	3	N/A	87.7%	89.1%	88.8%

\* This is based on patients treated on this contract for their most recent course of treatment. Figures in italics indicate the base number of FP17s or Patient Questionnaire responses are less than 100. N/A is shown where the base number of responses is less than 10 during the period. % is calculated as Quantity/Base number\*100

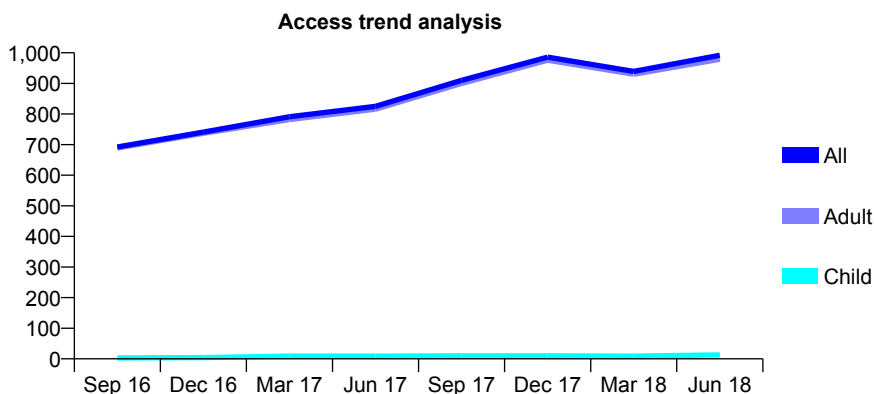
## Q58 - Vital Signs At a Glance Contract Report for 741930/0005 - June 2018

Name or company name	MR A PATEL
Contract type name	PDS Contract
Purpose of contract	General
Contract start date	01/01/2013
Contract end date	31/03/2020

18/19 Contracted general activity (UDA)	784
Carry forward general activity (UDA)	0
18/19 Contracted orthodontic activity (UOA)	0
Carry forward orthodontic activity (UOA)	0
Baseline contract value	£52,267.69

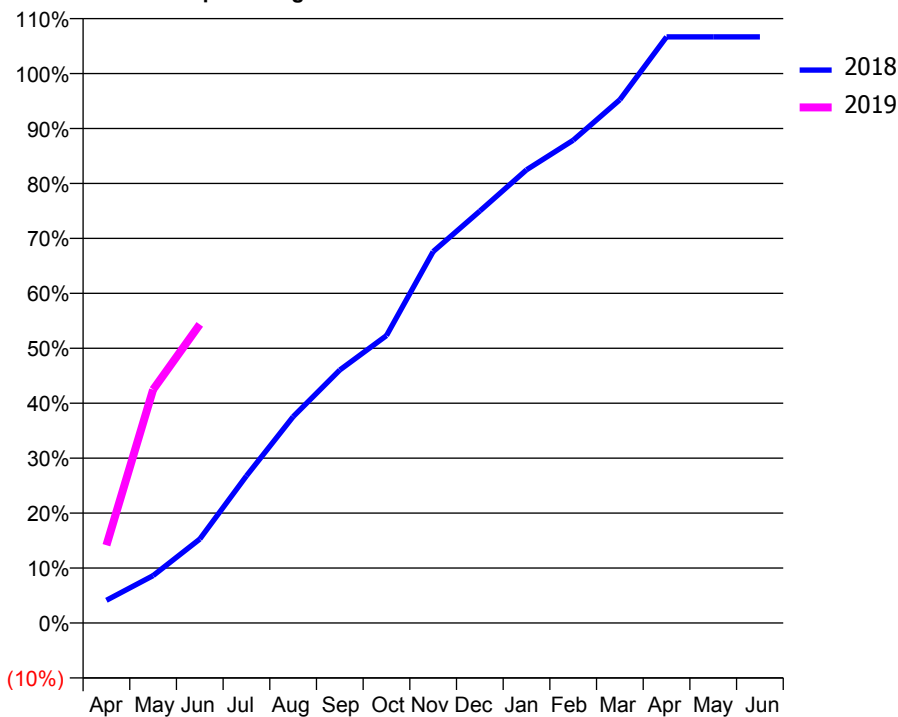
### ACCESS\*

Patients seen in 24 months	Total	Change since previous quarter
Quarter ending June 2017	825	
Quarter ending September 2017	910	↑
Quarter ending December 2017	986	↑
Quarter ending March 2018	939	↓
Quarter ending June 2018	992	↑
<b>Variance since June 2017</b>	<b>20.2%</b>	<b>↑</b>



### ACTIVITY

Cumulative percentage of contracted UDA delivered 2018 & 2019



Month	Adjusted Scheduled Activity (UDA)	
	2018	2019
April	99	111
May	207	333
June	366	426
July	642	
August	900	
September	1,104	
October	1,254	
November	1,620	
December	1,797	
January	1,977	
February	2,106	
March	2,283	
April	2,557	
May	2,557	
June	2,557	

### QUALITY

	Quantity	Base Number	Contract	AT	Region	England
% of FP17s for the same patient ID Re-attending within 3 months - Children	0	4	0.0%	10.6%	11.3%	11.5%
% of FP17s for the same patient ID Re-attending within 3 months - Adults	1	244	0.4%	14.5%	14.9%	15.4%
% of FP17s for the same patient ID Re-attending between 3 & 9 months - Children	0	4	0.0%	58.1%	60.0%	58.9%
% of FP17s for the same patient ID Re-attending between 3 & 9 months - Adults	5	244	2.0%	49.3%	52.6%	51.6%
% of FP17s for Band 1 Urgent Courses	0	142	0.0%	8.9%	7.9%	8.9%
% of FP17s Relating to Free Repair or Replacements	0	142	0.0%	0.7%	0.8%	0.8%
% of FP17s Relating to Continuations	0	142	0.0%	0.8%	0.9%	0.9%
% of Patients satisfied with the dentistry they have received	2	2	N/A	93.6%	93.2%	93.2%
% of Patients satisfied with the time they had to wait for an appointment	2	2	N/A	87.7%	89.1%	88.8%

\* This is based on patients treated on this contract for their most recent course of treatment. Figures in italics indicate the base number of FP17s or Patient Questionnaire responses are less than 100. N/A is shown where the base number of responses is less than 10 during the period. % is calculated as Quantity/Base number\*100



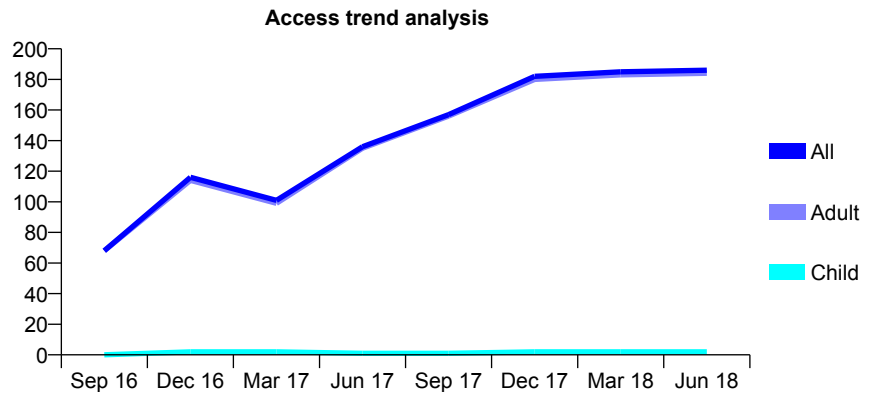
## Q58 - Vital Signs At a Glance Contract Report for 741930/0006 - June 2018

Name or company name	MR A PATEL
Contract type name	PDS Contract
Purpose of contract	General
Contract start date	01/01/2013
Contract end date	31/03/2020

18/19 Contracted general activity (UDA)	224
Carry forward general activity (UDA)	0
18/19 Contracted orthodontic activity (UOA)	0
Carry forward orthodontic activity (UOA)	0
Baseline contract value	£14,934.36

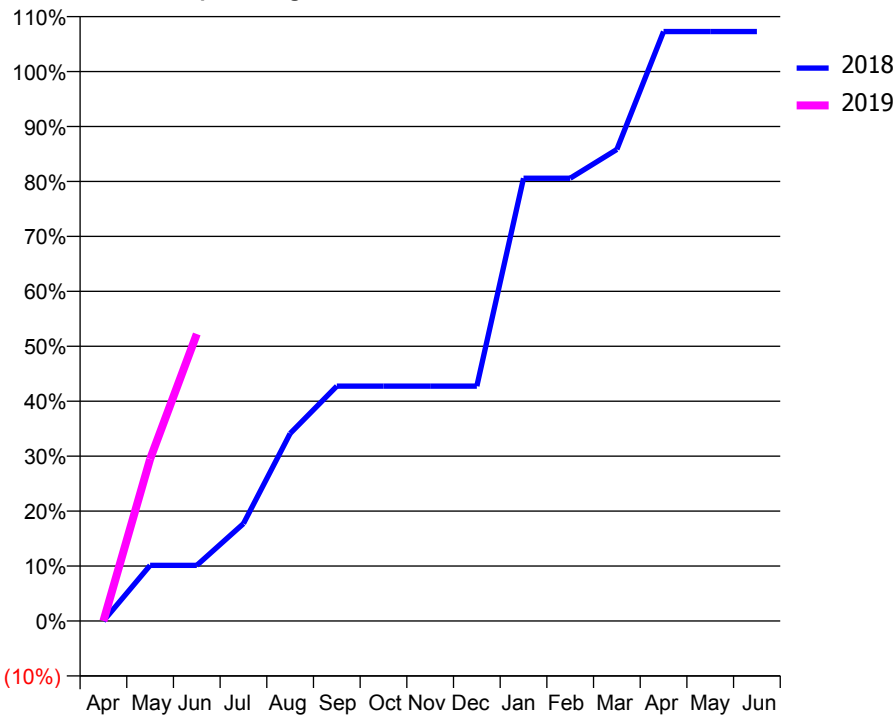
### ACCESS\*

Patients seen in 24 months	Total	Change since previous quarter
Quarter ending June 2017	136	
Quarter ending September 2017	157	↑
Quarter ending December 2017	182	↑
Quarter ending March 2018	185	→
Quarter ending June 2018	186	→
<b>Variance since June 2017</b>	<b>36.8%</b>	<b>↑</b>



### ACTIVITY

Cumulative percentage of contracted UDA delivered 2018 & 2019



Month	Adjusted Scheduled Activity (UDA)	
	2018	2019
April	0	0
May	60	66
June	60	117
July	105	
August	202	
September	253	
October	253	
November	253	
December	253	
January	477	
February	477	
March	508	
April	635	
May	635	
June	635	

### QUALITY

	Quantity	Base Number	Contract	AT	Region	England
% of FP17s for the same patient ID Re-attending within 3 months - Children	0	1	0.0%	10.6%	11.3%	11.5%
% of FP17s for the same patient ID Re-attending within 3 months - Adults	6	82	7.3%	14.5%	14.9%	15.4%
% of FP17s for the same patient ID Re-attending between 3 & 9 months - Children	0	1	0.0%	58.1%	60.0%	58.9%
% of FP17s for the same patient ID Re-attending between 3 & 9 months - Adults	1	82	1.2%	49.3%	52.6%	51.6%
% of FP17s for Band 1 Urgent Courses	0	39	0.0%	8.9%	7.9%	8.9%
% of FP17s Relating to Free Repair or Replacements	0	39	0.0%	0.7%	0.8%	0.8%
% of FP17s Relating to Continuations	0	39	0.0%	0.8%	0.9%	0.9%
% of Patients satisfied with the dentistry they have received	0	0	N/A	93.6%	93.2%	93.2%
% of Patients satisfied with the time they had to wait for an appointment	0	0	N/A	87.7%	89.1%	88.8%

\* This is based on patients treated on this contract for their most recent course of treatment. Figures in italics indicate the base number of FP17s or Patient Questionnaire responses are less than 100. N/A is shown where the base number of responses is less than 10 during the period. % is calculated as Quantity/Base number\*100

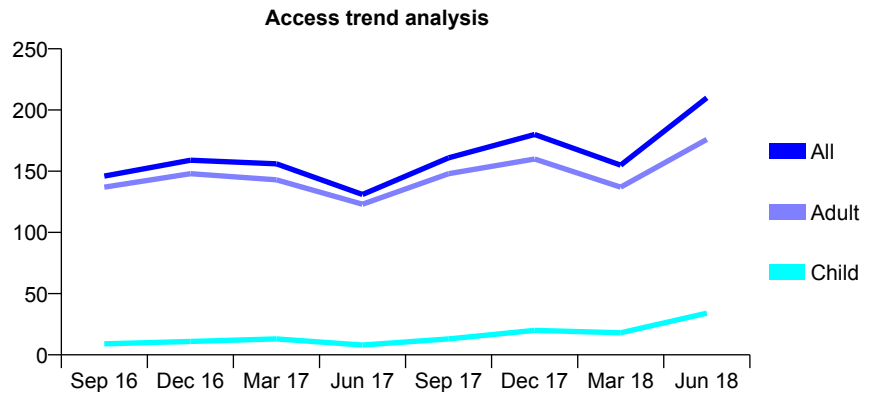
## Q58 - Vital Signs At a Glance Contract Report for 741930/0007 - June 2018

Name or company name	MR A PATEL
Contract type name	PDS Contract
Purpose of contract	General
Contract start date	01/01/2013
Contract end date	31/03/2020

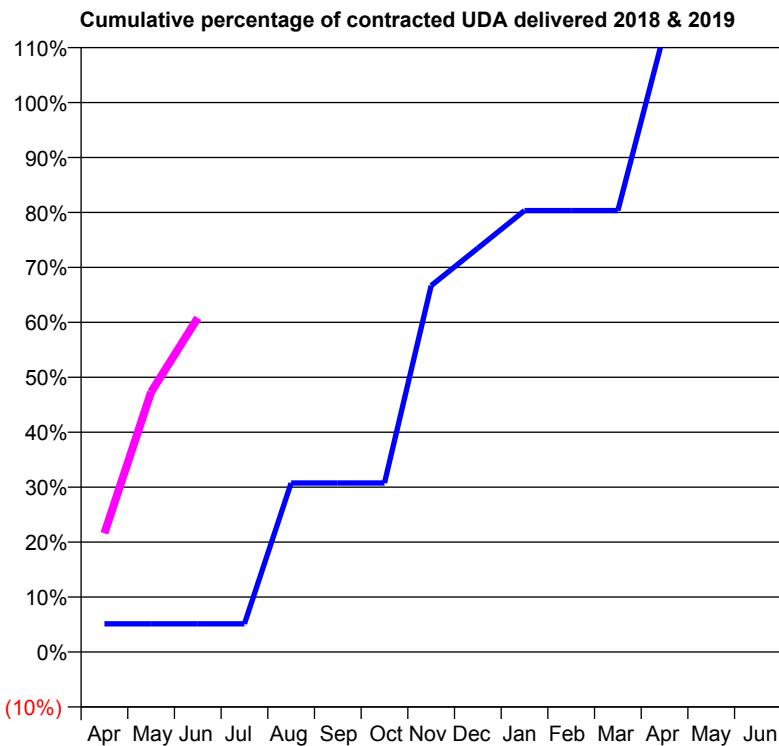
18/19 Contracted general activity (UDA)	222
Carry forward general activity (UDA)	0
18/19 Contracted orthodontic activity (UOA)	0
Carry forward orthodontic activity (UOA)	0
Baseline contract value	£27,751.02

### ACCESS\*

Patients seen in 24 months	Total	Change since previous quarter
Quarter ending June 2017	131	
Quarter ending September 2017	161	↑
Quarter ending December 2017	180	↑
Quarter ending March 2018	155	↓
Quarter ending June 2018	210	↑
<b>Variance since June 2017</b>	<b>60.3%</b>	<b>↑</b>



### ACTIVITY



Month	Adjusted Scheduled Activity (UDA)	
	2018	2019
April	18	48
May	18	105
June	18	135
July	18	
August	108	
September	108	
October	108	
November	234	
December	258	
January	282	
February	282	
March	282	
April	396	
May	399	
June	399	

### QUALITY

	Quantity	Base Number	Contract	AT	Region	England
% of FP17s for the same patient ID Re-attending within 3 months - Children	0	21	0.0%	10.6%	11.3%	11.5%
% of FP17s for the same patient ID Re-attending within 3 months - Adults	0	70	0.0%	14.5%	14.9%	15.4%
% of FP17s for the same patient ID Re-attending between 3 & 9 months - Children	0	21	0.0%	58.1%	60.0%	58.9%
% of FP17s for the same patient ID Re-attending between 3 & 9 months - Adults	0	70	0.0%	49.3%	52.6%	51.6%
% of FP17s for Band 1 Urgent Courses	0	45	0.0%	8.9%	7.9%	8.9%
% of FP17s Relating to Free Repair or Replacements	0	45	0.0%	0.7%	0.8%	0.8%
% of FP17s Relating to Continuations	0	45	0.0%	0.8%	0.9%	0.9%
% of Patients satisfied with the dentistry they have received	0	0	N/A	93.6%	93.2%	93.2%
% of Patients satisfied with the time they had to wait for an appointment	0	0	N/A	87.7%	89.1%	88.8%

\* This is based on patients treated on this contract for their most recent course of treatment. Figures in italics indicate the base number of FP17s or Patient Questionnaire responses are less than 100. N/A is shown where the base number of responses is less than 10 during the period. % is calculated as Quantity/Base number\*100

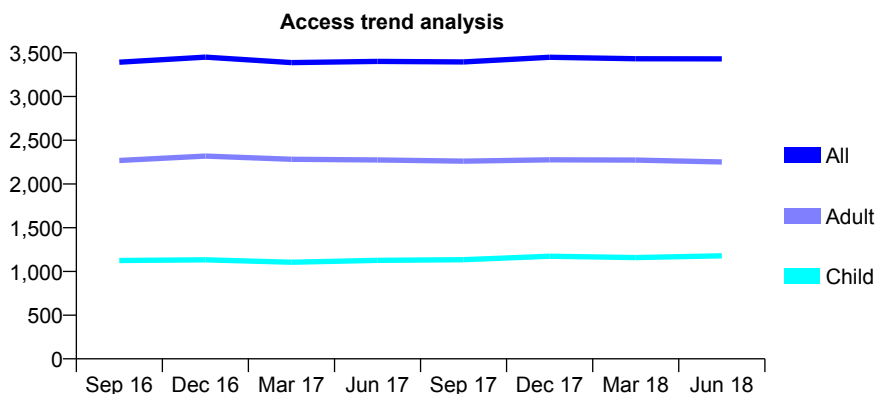
## Q58 - Vital Signs At a Glance Contract Report for 742082/0001 - June 2018

Name or company name	MR N BLOOM
Contract type name	GDS Contract
Purpose of contract	General
Contract start date	01/04/2006
Contract end date	

18/19 Contracted general activity (UDA)	8,724
Carry forward general activity (UDA)	0
18/19 Contracted orthodontic activity (UOA)	0
Carry forward orthodontic activity (UOA)	0
Baseline contract value	£280,901.73

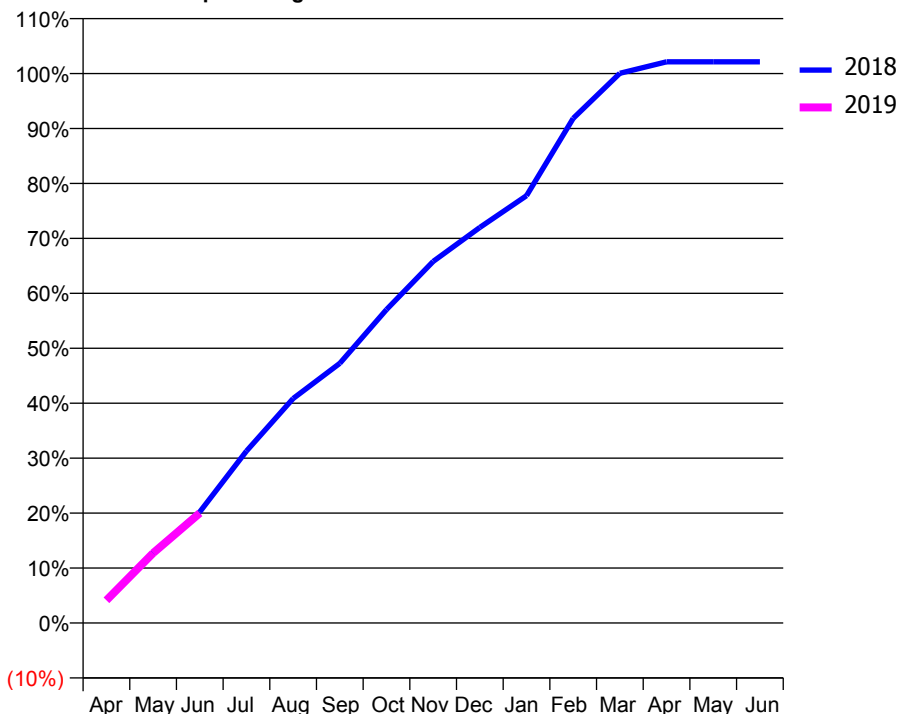
### ACCESS\*

Patients seen in 24 months	Total	Change since previous quarter
Quarter ending June 2017	3,401	
Quarter ending September 2017	3,395	→
Quarter ending December 2017	3,449	→
Quarter ending March 2018	3,432	→
Quarter ending June 2018	3,430	→
<b>Variance since June 2017</b>	<b>0.9%</b>	<b>→</b>



### ACTIVITY

Cumulative percentage of contracted UDA delivered 2018 & 2019



Adjusted Scheduled Activity (UDA)

Month	2018	2019
April	375	360
May	1,117	1,110
June	1,765	1,745
July	2,730	
August	3,563	
September	4,123	
October	4,977	
November	5,740	
December	6,280	
January	6,785	
February	8,011	
March	8,728	
April	8,909	
May	8,909	
June	8,909	

### QUALITY

	Quantity	Base Number	Contract	AT	Region	England
% of FP17s for the same patient ID Re-attending within 3 months - Children	19	393	4.8%	10.6%	11.3%	11.5%
% of FP17s for the same patient ID Re-attending within 3 months - Adults	39	516	7.6%	14.5%	14.9%	15.4%
% of FP17s for the same patient ID Re-attending between 3 & 9 months - Children	178	393	45.3%	58.1%	60.0%	58.9%
% of FP17s for the same patient ID Re-attending between 3 & 9 months - Adults	227	516	44.0%	49.3%	52.6%	51.6%
% of FP17s for Band 1 Urgent Courses	58	824	7.0%	8.9%	7.9%	8.9%
% of FP17s Relating to Free Repair or Replacements	1	824	0.1%	0.7%	0.8%	0.8%
% of FP17s Relating to Continuations	2	824	0.2%	0.8%	0.9%	0.9%
% of Patients satisfied with the dentistry they have received	2	3	N/A	93.6%	93.2%	93.2%
% of Patients satisfied with the time they had to wait for an appointment	2	3	N/A	87.7%	89.1%	88.8%

\* This is based on patients treated on this contract for their most recent course of treatment. Figures in italics indicate the base number of FP17s or Patient Questionnaire responses are less than 100. N/A is shown where the base number of responses is less than 10 during the period. % is calculated as Quantity/Base number\*100

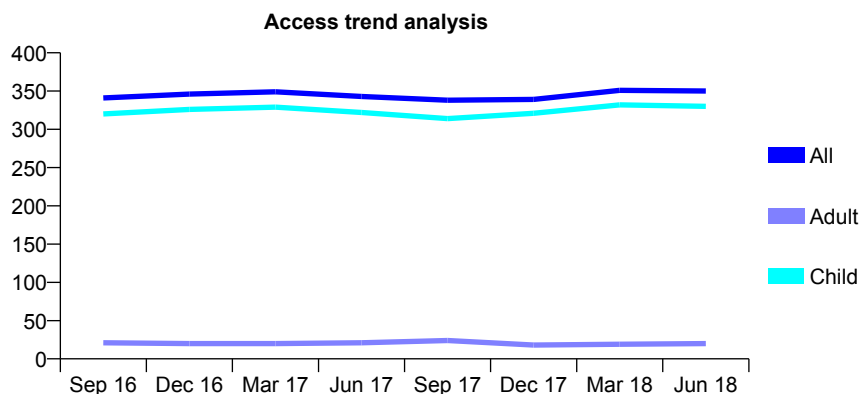
## Q58 - Vital Signs At a Glance Contract Report for 746746/0001 - June 2018

Name or company name	MR RJ MILLER-WHITE
Contract type name	GDS Contract
Purpose of contract	General
Contract start date	01/04/2006
Contract end date	

18/19 Contracted general activity (UDA)	800
Carry forward general activity (UDA)	0
18/19 Contracted orthodontic activity (UOA)	0
Carry forward orthodontic activity (UOA)	0
Baseline contract value	£24,743.17

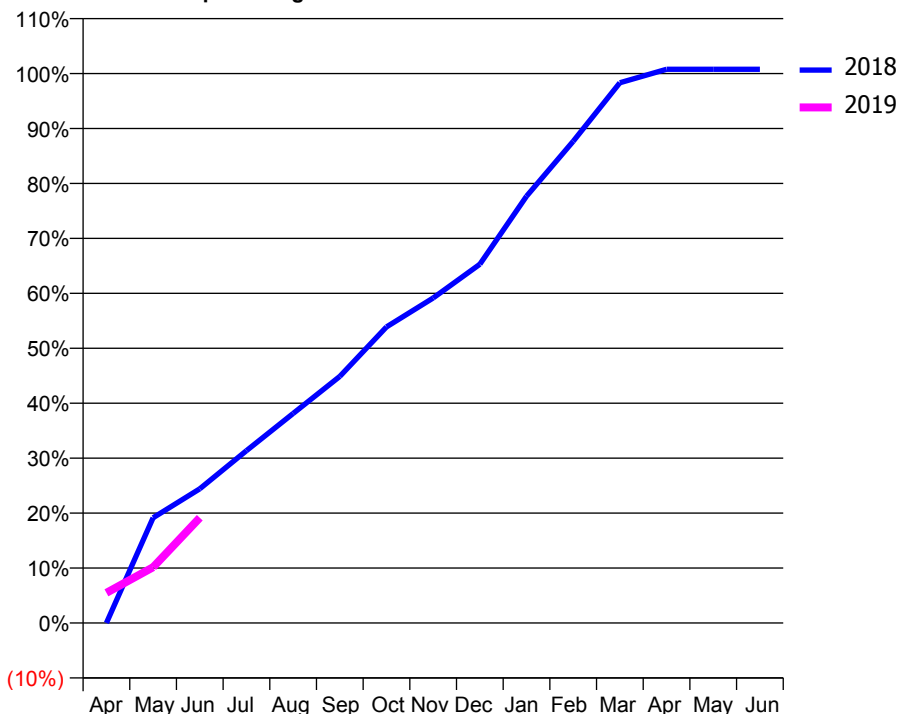
### ACCESS\*

Patients seen in 24 months	Total	Change since previous quarter
Quarter ending June 2017	343	
Quarter ending September 2017	338	↓
Quarter ending December 2017	339	→
Quarter ending March 2018	351	↑
Quarter ending June 2018	350	→
<b>Variance since June 2017</b>	<b>2.0%</b>	<b>↑</b>



### ACTIVITY

Cumulative percentage of contracted UDA delivered 2018 & 2019



Month	Adjusted Scheduled Activity (UDA)	
	2018	2019
April	0	44
May	153	81
June	195	153
July	251	
August	305	
September	359	
October	431	
November	473	
December	522	
January	621	
February	701	
March	787	
April	806	
May	806	
June	806	

### QUALITY

	Quantity	Base Number	Contract	AT	Region	England
% of FP17s for the same patient ID Re-attending within 3 months - Children	7	131	5.3%	10.6%	11.3%	11.5%
% of FP17s for the same patient ID Re-attending within 3 months - Adults	0	0	N/A	14.5%	14.9%	15.4%
% of FP17s for the same patient ID Re-attending between 3 & 9 months - Children	73	131	55.7%	58.1%	60.0%	58.9%
% of FP17s for the same patient ID Re-attending between 3 & 9 months - Adults	0	0	N/A	49.3%	52.6%	51.6%
% of FP17s for Band 1 Urgent Courses	1	114	0.9%	8.9%	7.9%	8.9%
% of FP17s Relating to Free Repair or Replacements	0	114	0.0%	0.7%	0.8%	0.8%
% of FP17s Relating to Continuations	1	114	0.9%	0.8%	0.9%	0.9%
% of Patients satisfied with the dentistry they have received	0	0	N/A	93.6%	93.2%	93.2%
% of Patients satisfied with the time they had to wait for an appointment	0	0	N/A	87.7%	89.1%	88.8%

\* This is based on patients treated on this contract for their most recent course of treatment. Figures in italics indicate the base number of FP17s or Patient Questionnaire responses are less than 100. N/A is shown where the base number of responses is less than 10 during the period. % is calculated as Quantity/Base number\*100

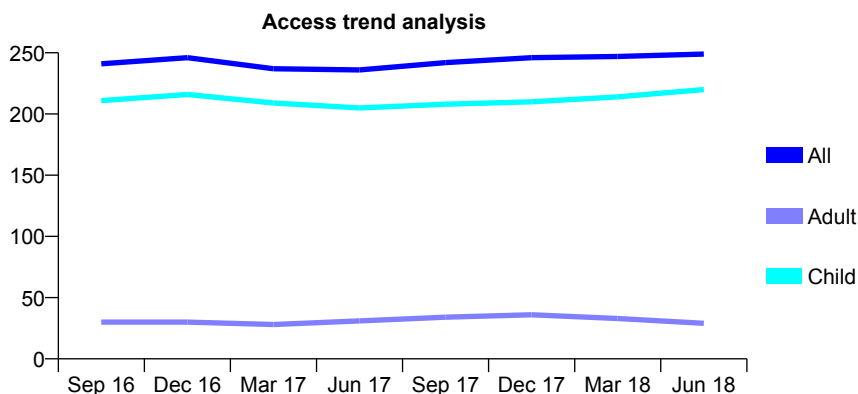
## Q58 - Vital Signs At a Glance Contract Report for 751227/0001 - June 2018

Name or company name	MR GK RABIN
Contract type name	GDS Contract
Purpose of contract	General
Contract start date	01/04/2006
Contract end date	

18/19 Contracted general activity (UDA)	600
Carry forward general activity (UDA)	0
18/19 Contracted orthodontic activity (UOA)	0
Carry forward orthodontic activity (UOA)	0
Baseline contract value	£14,471.19

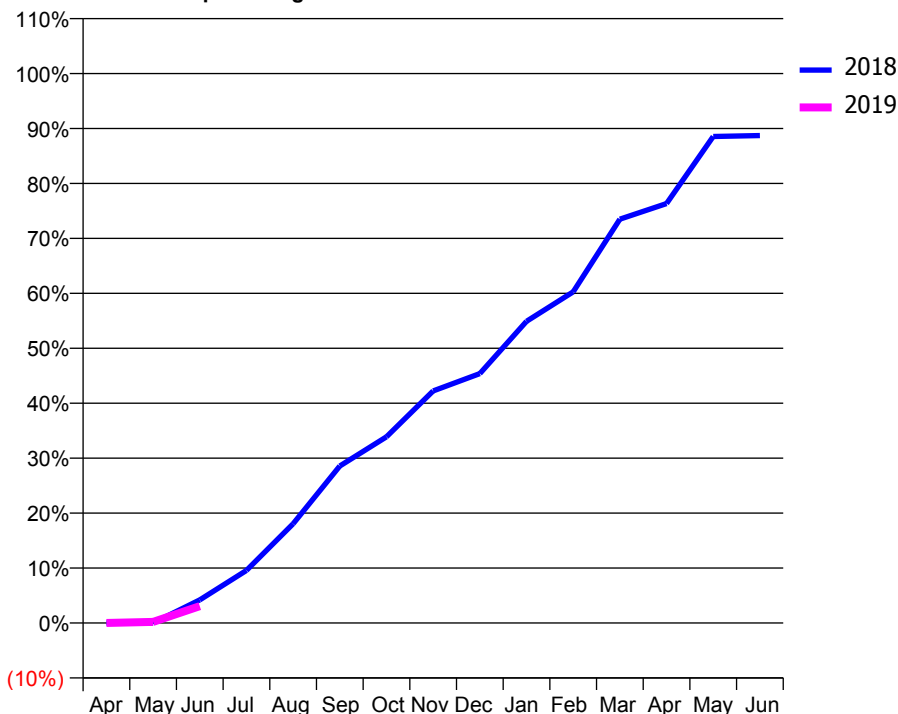
### ACCESS\*

Patients seen in 24 months	Total	Change since previous quarter
Quarter ending June 2017	236	
Quarter ending September 2017	242	↑
Quarter ending December 2017	246	→
Quarter ending March 2018	247	→
Quarter ending June 2018	249	→
<b>Variance since June 2017</b>	<b>5.5%</b>	<b>↑</b>



### ACTIVITY

Cumulative percentage of contracted UDA delivered 2018 & 2019



Adjusted Scheduled Activity (UDA)

Month	2018	2019
April	0	0
May	0	1
June	25	18
July	57	
August	108	
September	171	
October	203	
November	253	
December	272	
January	329	
February	362	
March	441	
April	458	
May	531	
June	532	

### QUALITY

	Quantity	Base Number	Contract	AT	Region	England
% of FP17s for the same patient ID Re-attending within 3 months - Children	11	74	14.9%	10.6%	11.3%	11.5%
% of FP17s for the same patient ID Re-attending within 3 months - Adults	0	0	N/A	14.5%	14.9%	15.4%
% of FP17s for the same patient ID Re-attending between 3 & 9 months - Children	44	74	59.5%	58.1%	60.0%	58.9%
% of FP17s for the same patient ID Re-attending between 3 & 9 months - Adults	0	0	N/A	49.3%	52.6%	51.6%
% of FP17s for Band 1 Urgent Courses	2	14	14.3%	8.9%	7.9%	8.9%
% of FP17s Relating to Free Repair or Replacements	0	14	0.0%	0.7%	0.8%	0.8%
% of FP17s Relating to Continuations	0	14	0.0%	0.8%	0.9%	0.9%
% of Patients satisfied with the dentistry they have received	0	0	N/A	93.6%	93.2%	93.2%
% of Patients satisfied with the time they had to wait for an appointment	0	0	N/A	87.7%	89.1%	88.8%

\* This is based on patients treated on this contract for their most recent course of treatment. Figures in italics indicate the base number of FP17s or Patient Questionnaire responses are less than 100. N/A is shown where the base number of responses is less than 10 during the period. % is calculated as Quantity/Base number\*100

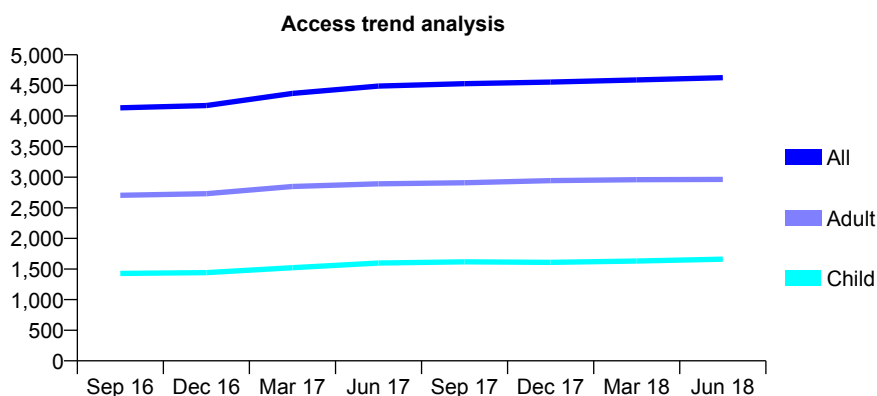
## Q58 - Vital Signs At a Glance Contract Report for 753688/0001 - June 2018

Name or company name	MR B KOTECHA
Contract type name	GDS Contract
Purpose of contract	General
Contract start date	01/04/2006
Contract end date	

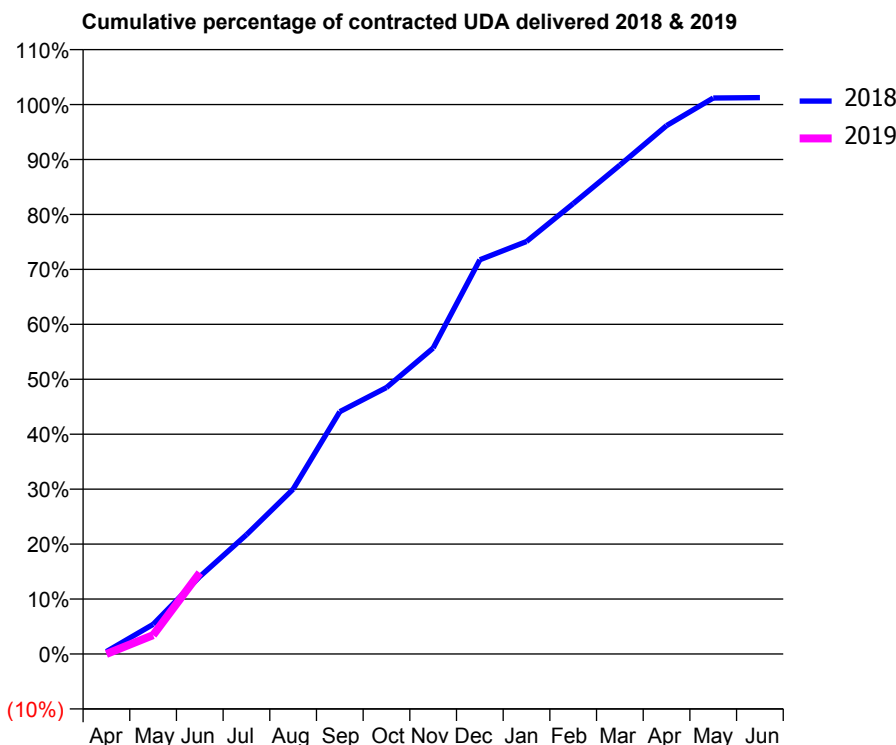
18/19 Contracted general activity (UDA)	13,220
Carry forward general activity (UDA)	0
18/19 Contracted orthodontic activity (UOA)	0
Carry forward orthodontic activity (UOA)	0
Baseline contract value	£333,873.42

### ACCESS\*

Patients seen in 24 months	Total	Change since previous quarter
Quarter ending June 2017	4,489	
Quarter ending September 2017	4,528	→
Quarter ending December 2017	4,554	→
Quarter ending March 2018	4,589	→
Quarter ending June 2018	4,626	→
<b>Variance since June 2017</b>	<b>3.1%</b>	<b>↑</b>



### ACTIVITY



Month	Adjusted Scheduled Activity (UDA)	
	2018	2019
April	59	0
May	715	453
June	1,862	1,956
July	2,870	
August	3,968	
September	5,832	
October	6,410	
November	7,362	
December	9,484	
January	9,923	
February	10,836	
March	11,761	
April	12,711	
May	13,377	
June	13,387	

### QUALITY

	Quantity	Base Number	Contract	AT	Region	England
% of FP17s for the same patient ID Re-attending within 3 months - Children	55	712	7.7%	10.6%	11.3%	11.5%
% of FP17s for the same patient ID Re-attending within 3 months - Adults	118	1,203	9.8%	14.5%	14.9%	15.4%
% of FP17s for the same patient ID Re-attending between 3 & 9 months - Children	478	712	67.1%	58.1%	60.0%	58.9%
% of FP17s for the same patient ID Re-attending between 3 & 9 months - Adults	816	1,203	67.8%	49.3%	52.6%	51.6%
% of FP17s for Band 1 Urgent Courses	90	1,103	8.2%	8.9%	7.9%	8.9%
% of FP17s Relating to Free Repair or Replacements	4	1,103	0.4%	0.7%	0.8%	0.8%
% of FP17s Relating to Continuations	0	1,103	0.0%	0.8%	0.9%	0.9%
% of Patients satisfied with the dentistry they have received	4	4	N/A	93.6%	93.2%	93.2%
% of Patients satisfied with the time they had to wait for an appointment	4	4	N/A	87.7%	89.1%	88.8%

\* This is based on patients treated on this contract for their most recent course of treatment. Figures in italics indicate the base number of FP17s or Patient Questionnaire responses are less than 100. N/A is shown where the base number of responses is less than 10 during the period. % is calculated as Quantity/Base number\*100

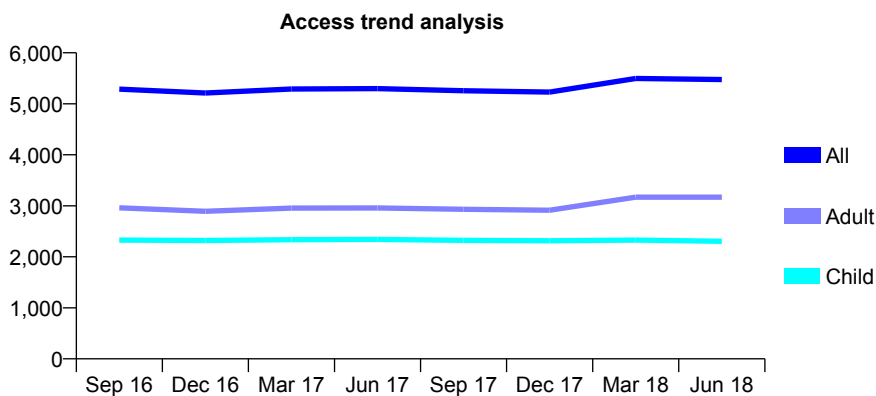
## Q58 - Vital Signs At a Glance Contract Report for 755737/0001 - June 2018

Name or company name	MR SK EFSTRATIOU
Contract type name	GDS Contract
Purpose of contract	General
Contract start date	01/04/2006
Contract end date	

18/19 Contracted general activity (UDA)	11,700
Carry forward general activity (UDA)	0
18/19 Contracted orthodontic activity (UOA)	0
Carry forward orthodontic activity (UOA)	0
Baseline contract value	£324,485.56

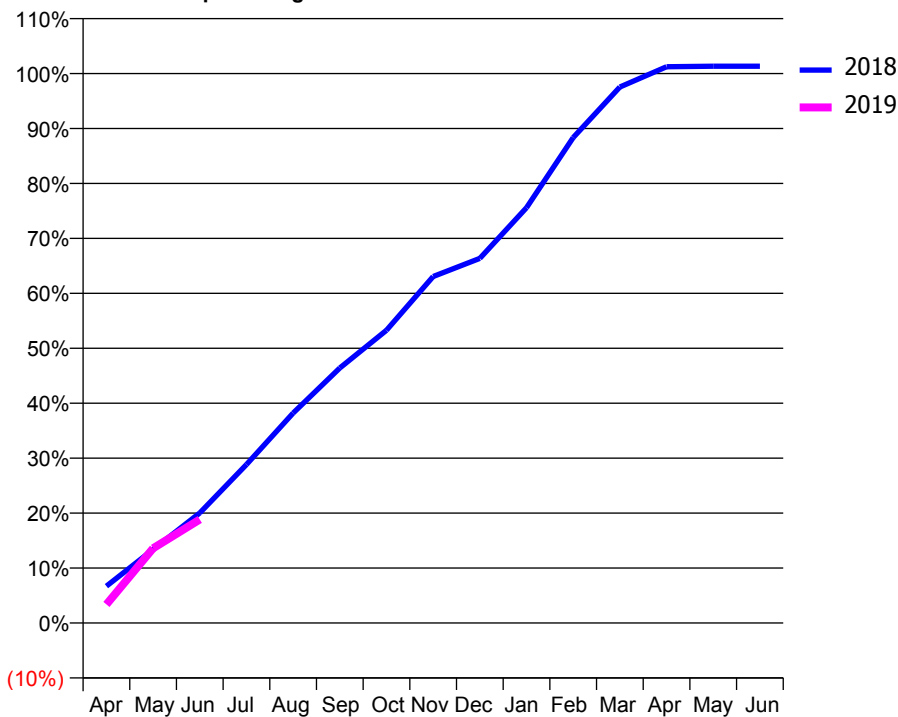
### ACCESS\*

Patients seen in 24 months	Total	Change since previous quarter
Quarter ending June 2017	5,298	
Quarter ending September 2017	5,256	→
Quarter ending December 2017	5,230	→
Quarter ending March 2018	5,496	↑
Quarter ending June 2018	5,475	→
<b>Variance since June 2017</b>	<b>3.3%</b>	<b>↑</b>



### ACTIVITY

Cumulative percentage of contracted UDA delivered 2018 & 2019



Month	Adjusted Scheduled Activity (UDA)	
	2018	2019
April	784	395
May	1,566	1,590
June	2,345	2,204
July	3,375	
August	4,469	
September	5,430	
October	6,233	
November	7,378	
December	7,763	
January	8,842	
February	10,335	
March	11,412	
April	11,845	
May	11,856	
June	11,856	

### QUALITY

	Quantity	Base Number	Contract	AT	Region	England
% of FP17s for the same patient ID Re-attending within 3 months - Children	73	822	8.9%	10.6%	11.3%	11.5%
% of FP17s for the same patient ID Re-attending within 3 months - Adults	130	871	14.9%	14.5%	14.9%	15.4%
% of FP17s for the same patient ID Re-attending between 3 & 9 months - Children	497	822	60.5%	58.1%	60.0%	58.9%
% of FP17s for the same patient ID Re-attending between 3 & 9 months - Adults	420	871	48.2%	49.3%	52.6%	51.6%
% of FP17s for Band 1 Urgent Courses	135	1,258	10.7%	8.9%	7.9%	8.9%
% of FP17s Relating to Free Repair or Replacements	4	1,258	0.3%	0.7%	0.8%	0.8%
% of FP17s Relating to Continuations	3	1,258	0.2%	0.8%	0.9%	0.9%
% of Patients satisfied with the dentistry they have received	3	3	N/A	93.6%	93.2%	93.2%
% of Patients satisfied with the time they had to wait for an appointment	3	3	N/A	87.7%	89.1%	88.8%

\* This is based on patients treated on this contract for their most recent course of treatment. Figures in italics indicate the base number of FP17s or Patient Questionnaire responses are less than 100. N/A is shown where the base number of responses is less than 10 during the period. % is calculated as Quantity/Base number\*100

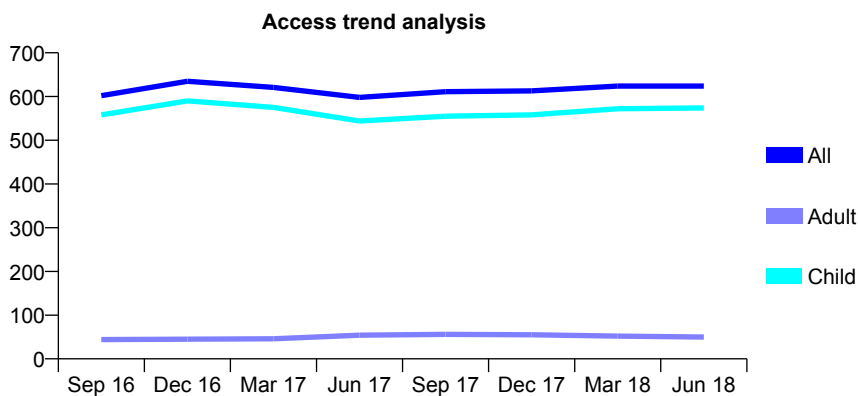
## Q58 - Vital Signs At a Glance Contract Report for 762377/0001 - June 2018

Name or company name	MISS AM BROKESHIRE
Contract type name	GDS Contract
Purpose of contract	General
Contract start date	01/04/2006
Contract end date	

18/19 Contracted general activity (UDA)	990
Carry forward general activity (UDA)	0
18/19 Contracted orthodontic activity (UOA)	0
Carry forward orthodontic activity (UOA)	0
Baseline contract value	£22,724.58

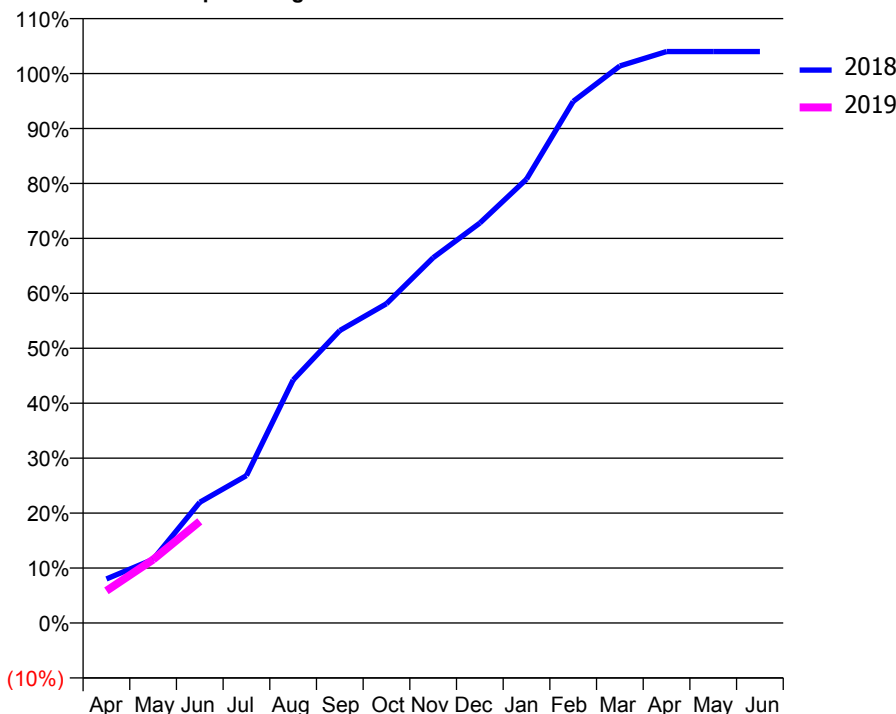
### ACCESS\*

Patients seen in 24 months	Total	Change since previous quarter
Quarter ending June 2017	598	
Quarter ending September 2017	611	↑
Quarter ending December 2017	613	→
Quarter ending March 2018	624	→
Quarter ending June 2018	624	→
<b>Variance since June 2017</b>	<b>4.3%</b>	<b>↑</b>



### ACTIVITY

Cumulative percentage of contracted UDA delivered 2018 & 2019



Month	Adjusted Scheduled Activity (UDA)	
	2018	2019
April	79	58
May	115	114
June	218	183
July	266	
August	438	
September	527	
October	575	
November	658	
December	721	
January	800	
February	940	
March	1,004	
April	1,030	
May	1,030	
June	1,030	

### QUALITY

	Quantity	Base Number	Contract	AT	Region	England
% of FP17s for the same patient ID Re-attending within 3 months - Children	2	179	1.1%	10.6%	11.3%	11.5%
% of FP17s for the same patient ID Re-attending within 3 months - Adults	0	0	N/A	14.5%	14.9%	15.4%
% of FP17s for the same patient ID Re-attending between 3 & 9 months - Children	81	179	45.3%	58.1%	60.0%	58.9%
% of FP17s for the same patient ID Re-attending between 3 & 9 months - Adults	0	0	N/A	49.3%	52.6%	51.6%
% of FP17s for Band 1 Urgent Courses	1	155	0.6%	8.9%	7.9%	8.9%
% of FP17s Relating to Free Repair or Replacements	0	155	0.0%	0.7%	0.8%	0.8%
% of FP17s Relating to Continuations	0	155	0.0%	0.8%	0.9%	0.9%
% of Patients satisfied with the dentistry they have received	0	0	N/A	93.6%	93.2%	93.2%
% of Patients satisfied with the time they had to wait for an appointment	0	0	N/A	87.7%	89.1%	88.8%

\* This is based on patients treated on this contract for their most recent course of treatment. Figures in italics indicate the base number of FP17s or Patient Questionnaire responses are less than 100. N/A is shown where the base number of responses is less than 10 during the period. % is calculated as Quantity/Base number\*100



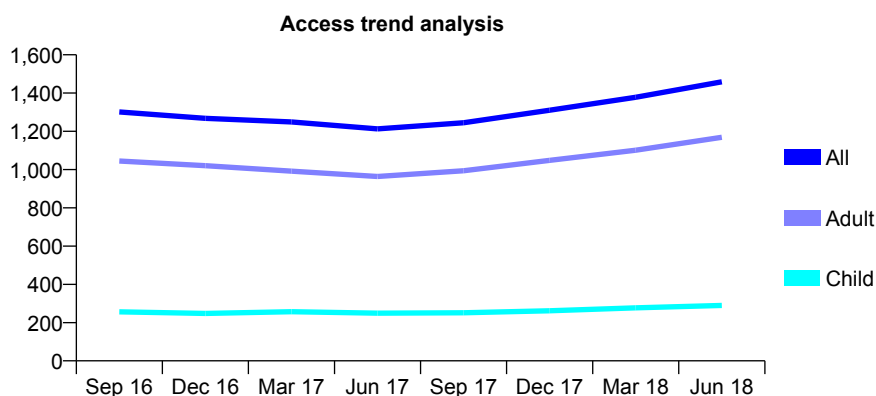
## Q58 - Vital Signs At a Glance Contract Report for 763306/0001 - June 2018

Name or company name	Mr KR Kalhor-Sadighi & Dr Karan Patel
Contract type name	GDS Contract
Purpose of contract	General
Contract start date	01/04/2006
Contract end date	

18/19 Contracted general activity (UDA)	9,850
Carry forward general activity (UDA)	0
18/19 Contracted orthodontic activity (UOA)	0
Carry forward orthodontic activity (UOA)	0
Baseline contract value	£240,640.70

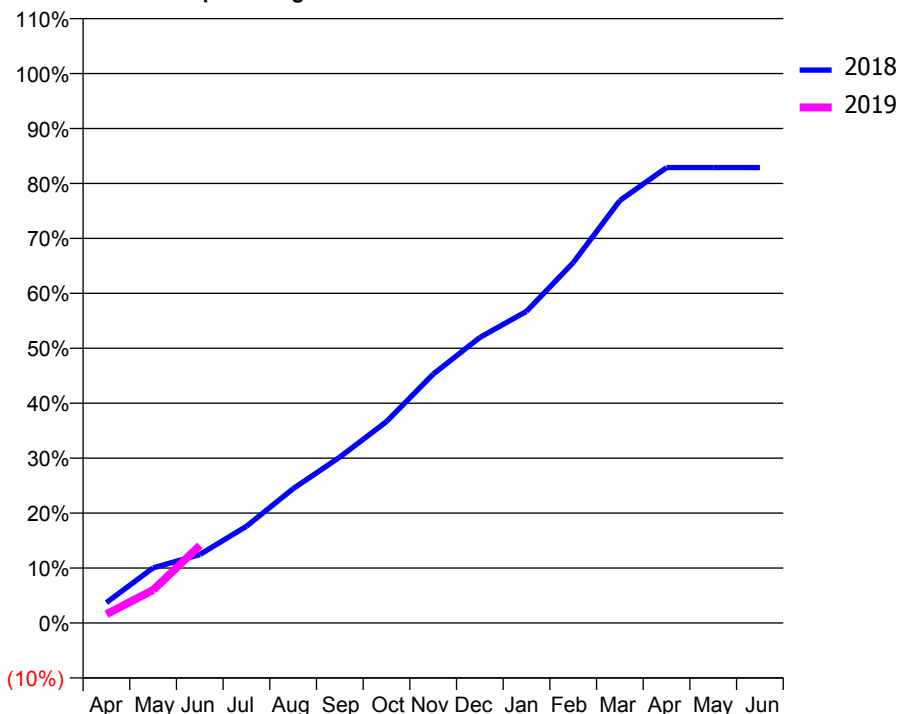
### ACCESS\*

Patients seen in 24 months	Total	Change since previous quarter
Quarter ending June 2017	1,213	
Quarter ending September 2017	1,245	↑
Quarter ending December 2017	1,310	↑
Quarter ending March 2018	1,378	↑
Quarter ending June 2018	1,459	↑
<b>Variance since June 2017</b>	<b>20.3%</b>	<b>↑</b>



### ACTIVITY

Cumulative percentage of contracted UDA delivered 2018 & 2019



Adjusted Scheduled Activity (UDA)

Month	2018	2019
April	368	158
May	989	592
June	1,227	1,390
July	1,734	
August	2,408	
September	2,974	
October	3,610	
November	4,461	
December	5,118	
January	5,588	
February	6,459	
March	7,573	
April	8,163	
May	8,164	
June	8,164	

### QUALITY

	Quantity	Base Number	Contract	AT	Region	England
% of FP17s for the same patient ID Re-attending within 3 months - Children	11	102	10.8%	10.6%	11.3%	11.5%
% of FP17s for the same patient ID Re-attending within 3 months - Adults	79	453	17.4%	14.5%	14.9%	15.4%
% of FP17s for the same patient ID Re-attending between 3 & 9 months - Children	51	102	50.0%	58.1%	60.0%	58.9%
% of FP17s for the same patient ID Re-attending between 3 & 9 months - Adults	237	453	52.3%	49.3%	52.6%	51.6%
% of FP17s for Band 1 Urgent Courses	32	436	7.3%	8.9%	7.9%	8.9%
% of FP17s Relating to Free Repair or Replacements	3	436	0.7%	0.7%	0.8%	0.8%
% of FP17s Relating to Continuations	4	436	0.9%	0.8%	0.9%	0.9%
% of Patients satisfied with the dentistry they have received	6	6	N/A	93.6%	93.2%	93.2%
% of Patients satisfied with the time they had to wait for an appointment	5	6	N/A	87.7%	89.1%	88.8%

\* This is based on patients treated on this contract for their most recent course of treatment. Figures in italics indicate the base number of FP17s or Patient Questionnaire responses are less than 100. N/A is shown where the base number of responses is less than 10 during the period. % is calculated as Quantity/Base number\*100

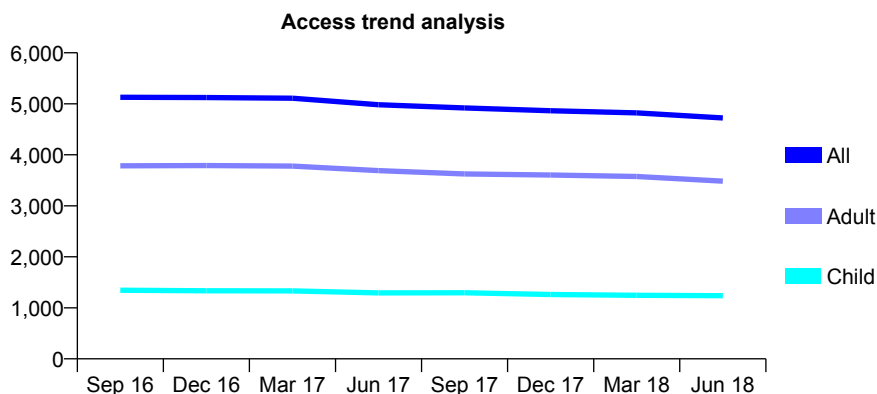
## Q58 - Vital Signs At a Glance Contract Report for 764280/0001 - June 2018

Name or company name	MRS AO IYALLA
Contract type name	GDS Contract
Purpose of contract	General
Contract start date	01/04/2006
Contract end date	

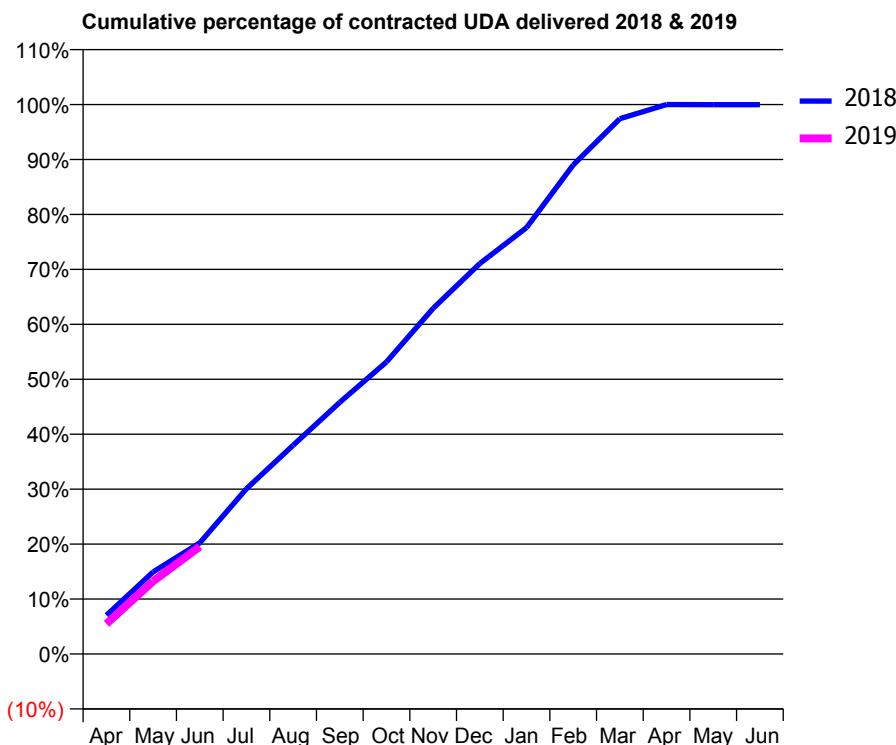
18/19 Contracted general activity (UDA)	15,337
Carry forward general activity (UDA)	0
18/19 Contracted orthodontic activity (UOA)	0
Carry forward orthodontic activity (UOA)	0
Baseline contract value	£391,782.23

### ACCESS\*

Patients seen in 24 months	Total	Change since previous quarter
Quarter ending June 2017	4,983	
Quarter ending September 2017	4,919	↓
Quarter ending December 2017	4,864	↓
Quarter ending March 2018	4,821	→
Quarter ending June 2018	4,722	↓
<b>Variance since June 2017</b>	<b>(5.2%)</b>	<b>↓</b>



### ACTIVITY



Month	Adjusted Scheduled Activity (UDA)	
	2018	2019
April	1,083	843
May	2,291	2,032
June	3,102	2,999
July	4,614	
August	5,827	
September	7,024	
October	8,151	
November	9,649	
December	10,899	
January	11,899	
February	13,649	
March	14,940	
April	15,335	
May	15,332	
June	15,332	

### QUALITY

	Quantity	Base Number	Contract	AT	Region	England
% of FP17s for the same patient ID Re-attending within 3 months - Children	9	376	2.4%	10.6%	11.3%	11.5%
% of FP17s for the same patient ID Re-attending within 3 months - Adults	79	860	9.2%	14.5%	14.9%	15.4%
% of FP17s for the same patient ID Re-attending between 3 & 9 months - Children	194	376	51.6%	58.1%	60.0%	58.9%
% of FP17s for the same patient ID Re-attending between 3 & 9 months - Adults	378	860	44.0%	49.3%	52.6%	51.6%
% of FP17s for Band 1 Urgent Courses	81	1,113	7.3%	8.9%	7.9%	8.9%
% of FP17s Relating to Free Repair or Replacements	5	1,113	0.4%	0.7%	0.8%	0.8%
% of FP17s Relating to Continuations	0	1,113	0.0%	0.8%	0.9%	0.9%
% of Patients satisfied with the dentistry they have received	3	3	N/A	93.6%	93.2%	93.2%
% of Patients satisfied with the time they had to wait for an appointment	2	3	N/A	87.7%	89.1%	88.8%

\* This is based on patients treated on this contract for their most recent course of treatment. Figures in italics indicate the base number of FP17s or Patient Questionnaire responses are less than 100. N/A is shown where the base number of responses is less than 10 during the period. % is calculated as Quantity/Base number\*100

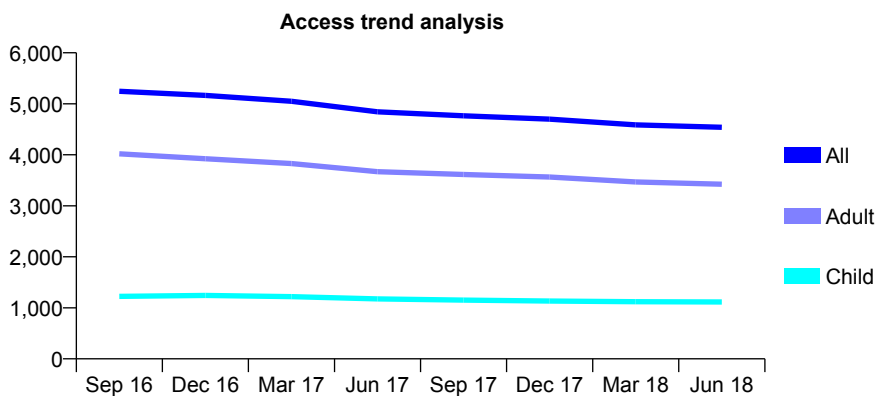
## Q58 - Vital Signs At a Glance Contract Report for 764779/0001 - June 2018

Name or company name	MR PD LITCHFIELD
Contract type name	GDS Contract
Purpose of contract	General
Contract start date	01/04/2006
Contract end date	

18/19 Contracted general activity (UDA)	13,776
Carry forward general activity (UDA)	0
18/19 Contracted orthodontic activity (UOA)	0
Carry forward orthodontic activity (UOA)	0
Baseline contract value	£356,115.53

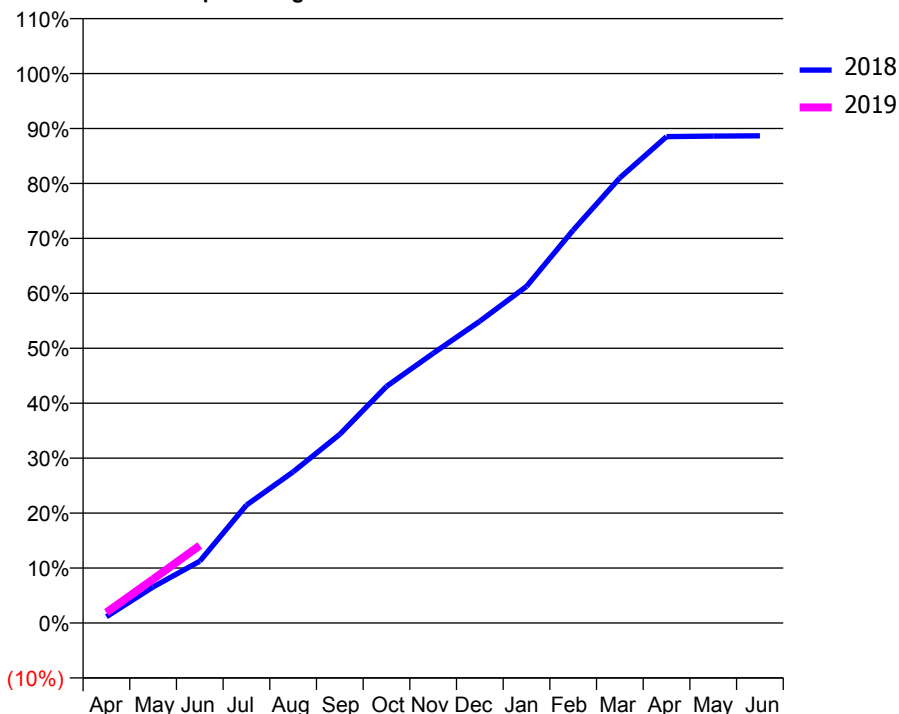
### ACCESS\*

Patients seen in 24 months	Total	Change since previous quarter
Quarter ending June 2017	4,843	
Quarter ending September 2017	4,766	↓
Quarter ending December 2017	4,699	↓
Quarter ending March 2018	4,588	↓
Quarter ending June 2018	4,540	↓
<b>Variance since June 2017</b>	<b>(6.3%)</b>	<b>↓</b>



### ACTIVITY

Cumulative percentage of contracted UDA delivered 2018 & 2019



Month	Adjusted Scheduled Activity (UDA)	
	2018	2019
April	159	265
May	905	1,098
June	1,548	1,944
July	2,956	
August	3,791	
September	4,731	
October	5,931	
November	6,763	
December	7,566	
January	8,440	
February	9,852	
March	11,159	
April	12,195	
May	12,207	
June	12,213	

### QUALITY

	Quantity	Base Number	Contract	AT	Region	England
% of FP17s for the same patient ID Re-attending within 3 months - Children	18	276	6.5%	10.6%	11.3%	11.5%
% of FP17s for the same patient ID Re-attending within 3 months - Adults	185	904	20.5%	14.5%	14.9%	15.4%
% of FP17s for the same patient ID Re-attending between 3 & 9 months - Children	69	276	25.0%	58.1%	60.0%	58.9%
% of FP17s for the same patient ID Re-attending between 3 & 9 months - Adults	242	904	26.8%	49.3%	52.6%	51.6%
% of FP17s for Band 1 Urgent Courses	143	830	17.2%	8.9%	7.9%	8.9%
% of FP17s Relating to Free Repair or Replacements	13	830	1.6%	0.7%	0.8%	0.8%
% of FP17s Relating to Continuations	31	830	3.7%	0.8%	0.9%	0.9%
% of Patients satisfied with the dentistry they have received	2	2	N/A	93.6%	93.2%	93.2%
% of Patients satisfied with the time they had to wait for an appointment	2	2	N/A	87.7%	89.1%	88.8%

\* This is based on patients treated on this contract for their most recent course of treatment. Figures in italics indicate the base number of FP17s or Patient Questionnaire responses are less than 100. N/A is shown where the base number of responses is less than 10 during the period. % is calculated as Quantity/Base number\*100

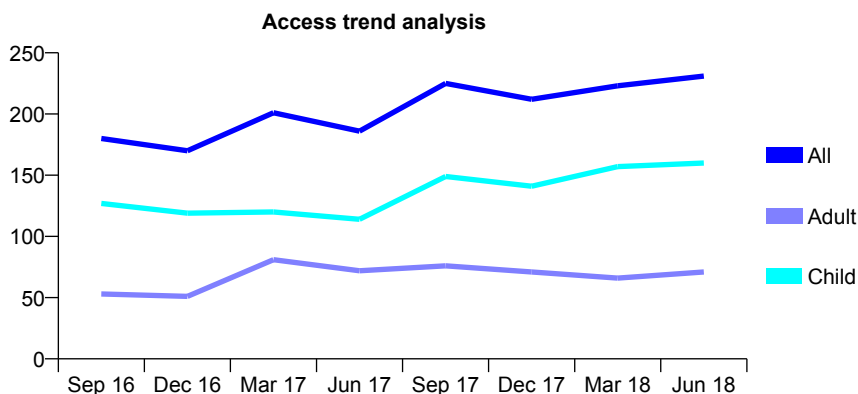
## Q58 - Vital Signs At a Glance Contract Report for 765279/0001 - June 2018

Name or company name	Tilehouse Dental Clinic
Contract type name	GDS Contract
Purpose of contract	General
Contract start date	01/04/2007
Contract end date	

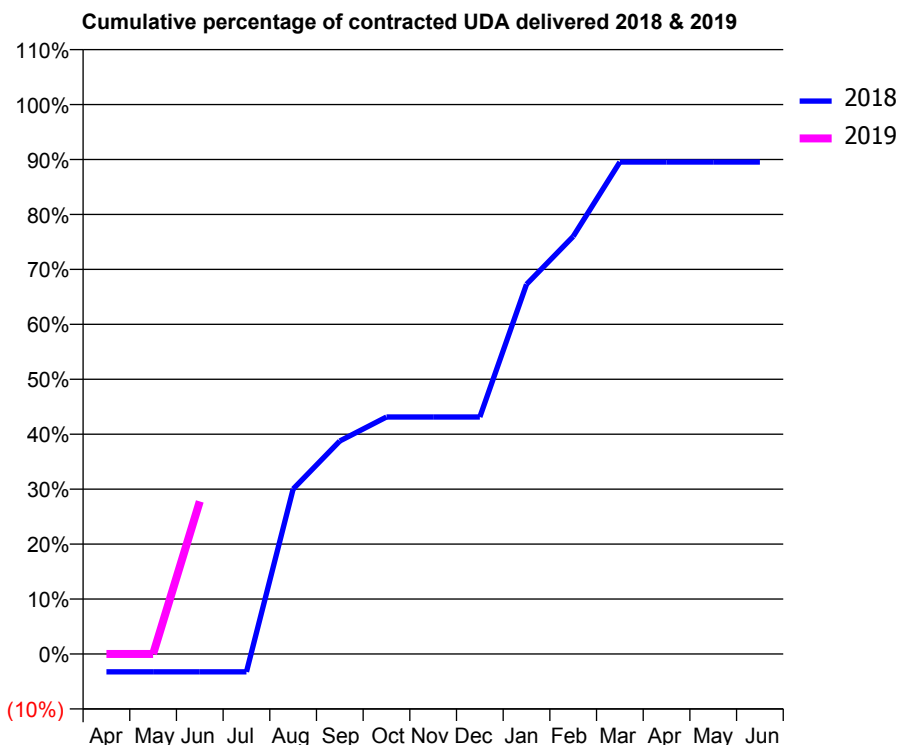
18/19 Contracted general activity (UDA)	275
Carry forward general activity (UDA)	0
18/19 Contracted orthodontic activity (UOA)	0
Carry forward orthodontic activity (UOA)	0
Baseline contract value	£6,083.91

### ACCESS\*

Patients seen in 24 months	Total	Change since previous quarter
Quarter ending June 2017	186	
Quarter ending September 2017	225	↑
Quarter ending December 2017	212	↓
Quarter ending March 2018	223	↑
Quarter ending June 2018	231	↑
<b>Variance since June 2017</b>	<b>24.2%</b>	<b>↑</b>



### ACTIVITY



Adjusted Scheduled Activity (UDA)		
Month	2018	2019
April	-9	0
May	-9	0
June	-9	76
July	-9	
August	83	
September	107	
October	119	
November	119	
December	119	
January	185	
February	209	
March	246	
April	246	
May	246	
June	246	

### QUALITY

	Quantity	Base Number	Contract	AT	Region	England
% of FP17s for the same patient ID Re-attending within 3 months - Children	6	75	8.0%	10.6%	11.3%	11.5%
% of FP17s for the same patient ID Re-attending within 3 months - Adults	0	14	0.0%	14.5%	14.9%	15.4%
% of FP17s for the same patient ID Re-attending between 3 & 9 months - Children	47	75	62.7%	58.1%	60.0%	58.9%
% of FP17s for the same patient ID Re-attending between 3 & 9 months - Adults	2	14	14.3%	49.3%	52.6%	51.6%
% of FP17s for Band 1 Urgent Courses	2	63	3.2%	8.9%	7.9%	8.9%
% of FP17s Relating to Free Repair or Replacements	0	63	0.0%	0.7%	0.8%	0.8%
% of FP17s Relating to Continuations	0	63	0.0%	0.8%	0.9%	0.9%
% of Patients satisfied with the dentistry they have received	0	0	N/A	93.6%	93.2%	93.2%
% of Patients satisfied with the time they had to wait for an appointment	0	0	N/A	87.7%	89.1%	88.8%

\* This is based on patients treated on this contract for their most recent course of treatment. Figures in italics indicate the base number of FP17s or Patient Questionnaire responses are less than 100. N/A is shown where the base number of responses is less than 10 during the period. % is calculated as Quantity/Base number\*100

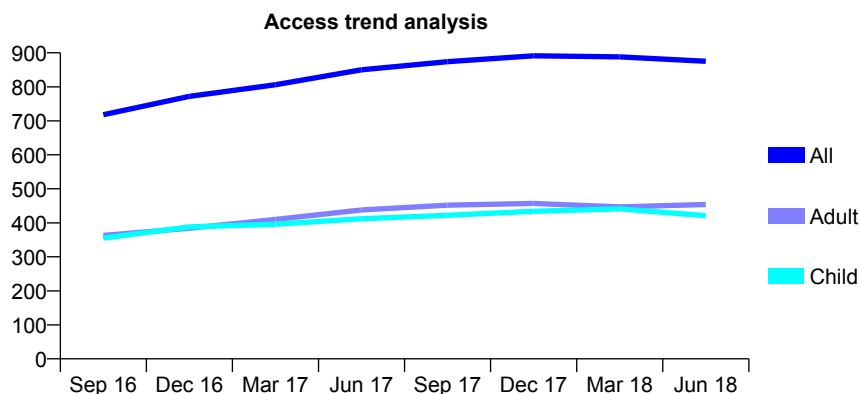
## Q58 - Vital Signs At a Glance Contract Report for 765279/0003 - June 2018

Name or company name	MR NS SHAH
Contract type name	GDS Contract
Purpose of contract	General
Contract start date	14/11/2015
Contract end date	

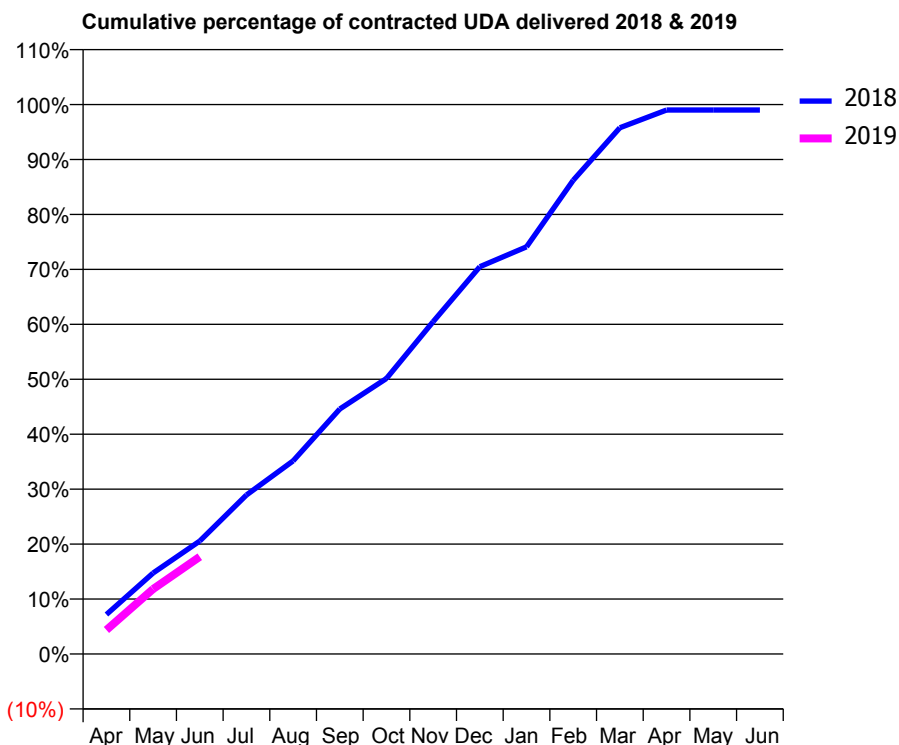
18/19 Contracted general activity (UDA)	2,010
Carry forward general activity (UDA)	0
18/19 Contracted orthodontic activity (UOA)	0
Carry forward orthodontic activity (UOA)	0
Baseline contract value	£58,700.75

### ACCESS\*

Patients seen in 24 months	Total	Change since previous quarter
Quarter ending June 2017	850	
Quarter ending September 2017	874	↑
Quarter ending December 2017	891	→
Quarter ending March 2018	888	→
Quarter ending June 2018	875	↓
<b>Variance since June 2017</b>	<b>2.9%</b>	<b>↑</b>



### ACTIVITY



Adjusted Scheduled Activity (UDA)		
Month	2018	2019
April	145	88
May	296	238
June	413	356
July	582	
August	706	
September	896	
October	1,008	
November	1,216	
December	1,417	
January	1,489	
February	1,733	
March	1,925	
April	1,990	
May	1,990	
June	1,990	

### QUALITY

	Quantity	Base Number	Contract	AT	Region	England
% of FP17s for the same patient ID Re-attending within 3 months - Children	10	132	7.6%	10.6%	11.3%	11.5%
% of FP17s for the same patient ID Re-attending within 3 months - Adults	18	113	15.9%	14.5%	14.9%	15.4%
% of FP17s for the same patient ID Re-attending between 3 & 9 months - Children	74	132	56.1%	58.1%	60.0%	58.9%
% of FP17s for the same patient ID Re-attending between 3 & 9 months - Adults	53	113	46.9%	49.3%	52.6%	51.6%
% of FP17s for Band 1 Urgent Courses	13	218	6.0%	8.9%	7.9%	8.9%
% of FP17s Relating to Free Repair or Replacements	0	218	0.0%	0.7%	0.8%	0.8%
% of FP17s Relating to Continuations	6	218	2.8%	0.8%	0.9%	0.9%
% of Patients satisfied with the dentistry they have received	0	0	N/A	93.6%	93.2%	93.2%
% of Patients satisfied with the time they had to wait for an appointment	0	0	N/A	87.7%	89.1%	88.8%

\* This is based on patients treated on this contract for their most recent course of treatment. Figures in italics indicate the base number of FP17s or Patient Questionnaire responses are less than 100. N/A is shown where the base number of responses is less than 10 during the period. % is calculated as Quantity/Base number\*100

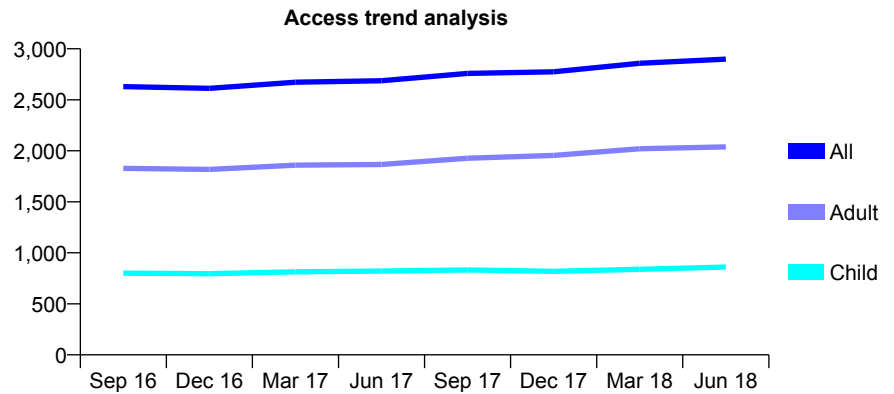
## Q58 - Vital Signs At a Glance Contract Report for 767190/0001 - June 2018

Name or company name	MR S BHOGAITA
Contract type name	GDS Contract
Purpose of contract	General
Contract start date	01/04/2006
Contract end date	

18/19 Contracted general activity (UDA)	8,100
Carry forward general activity (UDA)	0
18/19 Contracted orthodontic activity (UOA)	0
Carry forward orthodontic activity (UOA)	0
Baseline contract value	£214,632.93

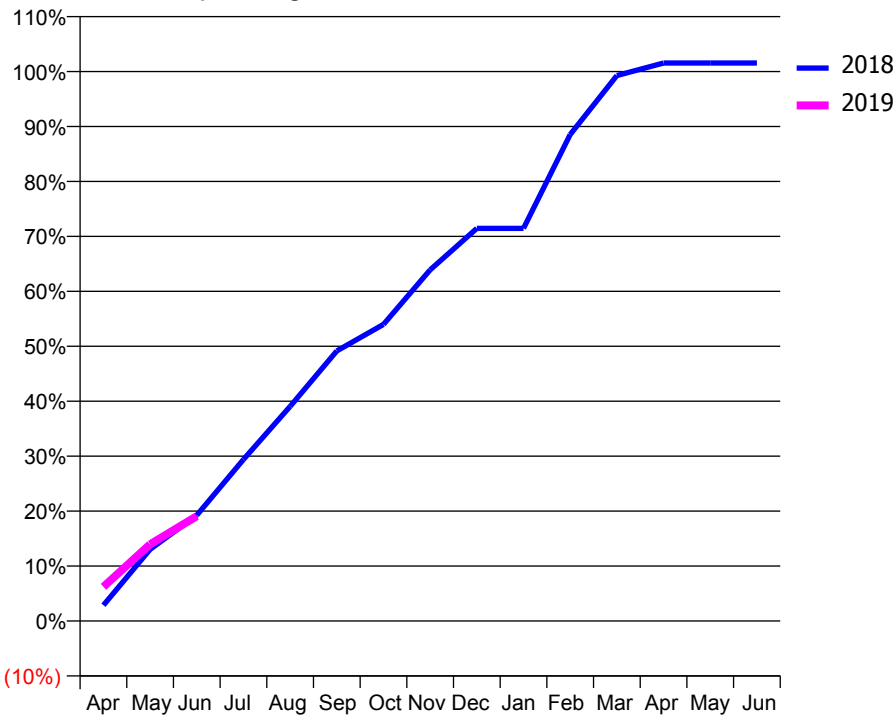
### ACCESS\*

Patients seen in 24 months	Total	Change since previous quarter
Quarter ending June 2017	2,687	
Quarter ending September 2017	2,759	↑
Quarter ending December 2017	2,774	→
Quarter ending March 2018	2,858	↑
Quarter ending June 2018	2,899	→
<b>Variance since June 2017</b>	<b>7.9%</b>	<b>↑</b>



### ACTIVITY

Cumulative percentage of contracted UDA delivered 2018 & 2019



Month	Adjusted Scheduled Activity (UDA)	
	2018	2019
April	233	504
May	1,056	1,131
June	1,560	1,546
July	2,381	
August	3,164	
September	3,981	
October	4,373	
November	5,177	
December	5,787	
January	5,787	
February	7,171	
March	8,039	
April	8,226	
May	8,225	
June	8,225	

### QUALITY

	Quantity	Base Number	Contract	AT	Region	England
% of FP17s for the same patient ID Re-attending within 3 months - Children	11	297	3.7%	10.6%	11.3%	11.5%
% of FP17s for the same patient ID Re-attending within 3 months - Adults	36	559	6.4%	14.5%	14.9%	15.4%
% of FP17s for the same patient ID Re-attending between 3 & 9 months - Children	193	297	65.0%	58.1%	60.0%	58.9%
% of FP17s for the same patient ID Re-attending between 3 & 9 months - Adults	296	559	53.0%	49.3%	52.6%	51.6%
% of FP17s for Band 1 Urgent Courses	20	779	2.6%	8.9%	7.9%	8.9%
% of FP17s Relating to Free Repair or Replacements	2	779	0.3%	0.7%	0.8%	0.8%
% of FP17s Relating to Continuations	3	779	0.4%	0.8%	0.9%	0.9%
% of Patients satisfied with the dentistry they have received	2	2	N/A	93.6%	93.2%	93.2%
% of Patients satisfied with the time they had to wait for an appointment	2	2	N/A	87.7%	89.1%	88.8%

\* This is based on patients treated on this contract for their most recent course of treatment. Figures in italics indicate the base number of FP17s or Patient Questionnaire responses are less than 100. N/A is shown where the base number of responses is less than 10 during the period. % is calculated as Quantity/Base number\*100

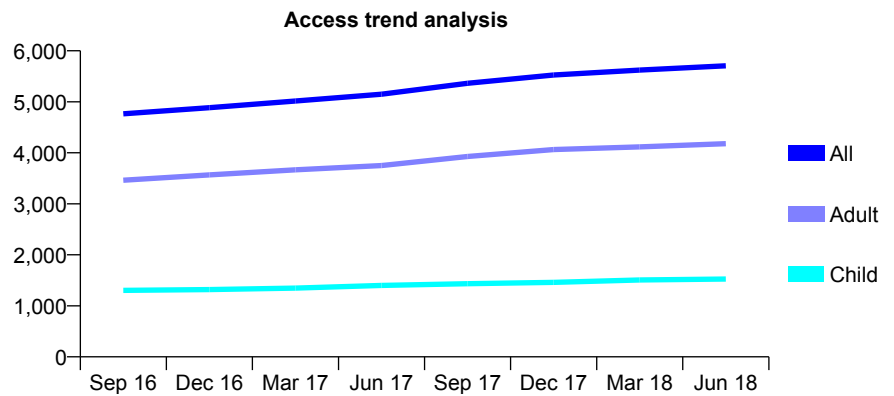
## Q58 - Vital Signs At a Glance Contract Report for 767190/0003 - June 2018

Name or company name	MR S BHOGAITA
Contract type name	GDS Contract
Purpose of contract	General
Contract start date	01/10/2009
Contract end date	

18/19 Contracted general activity (UDA)	15,691
Carry forward general activity (UDA)	0
18/19 Contracted orthodontic activity (UOA)	0
Carry forward orthodontic activity (UOA)	0
Baseline contract value	£482,959.24

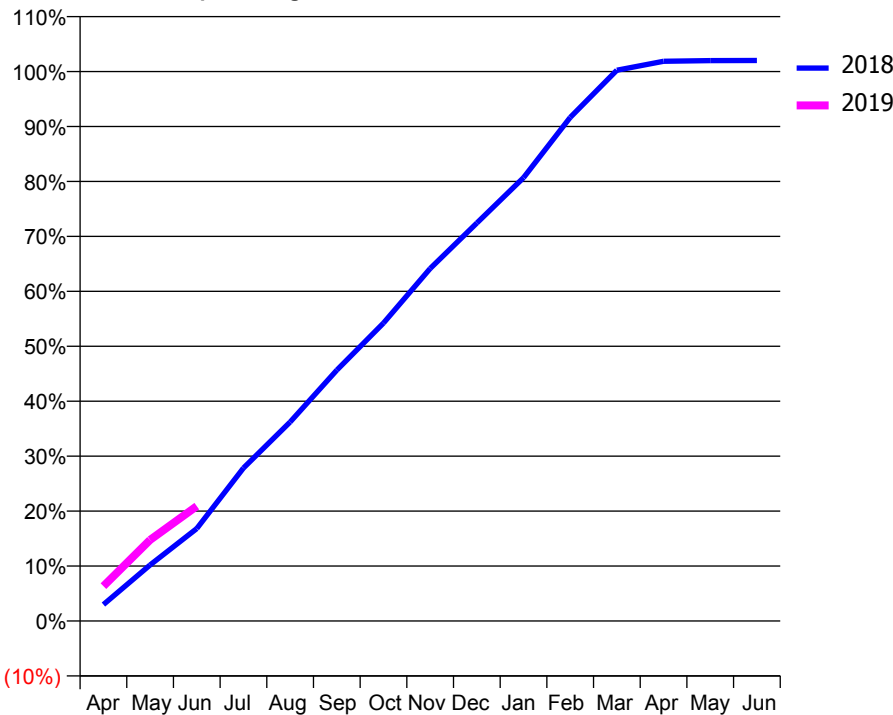
### ACCESS\*

Patients seen in 24 months	Total	Change since previous quarter
Quarter ending June 2017	5,150	
Quarter ending September 2017	5,364	↑
Quarter ending December 2017	5,525	↑
Quarter ending March 2018	5,623	→
Quarter ending June 2018	5,705	→
<b>Variance since June 2017</b>	<b>10.8%</b>	<b>↑</b>



### ACTIVITY

Cumulative percentage of contracted UDA delivered 2018 & 2019



Month	Adjusted Scheduled Activity (UDA)	
	2018	2019
April	470	996
May	1,601	2,315
June	2,640	3,280
July	4,371	
August	5,682	
September	7,163	
October	8,507	
November	10,064	
December	11,364	
January	12,660	
February	14,380	
March	15,726	
April	15,983	
May	16,004	
June	16,006	

### QUALITY

	Quantity	Base Number	Contract	AT	Region	England
% of FP17s for the same patient ID Re-attending within 3 months - Children	20	405	4.9%	10.6%	11.3%	11.5%
% of FP17s for the same patient ID Re-attending within 3 months - Adults	96	1,021	9.4%	14.5%	14.9%	15.4%
% of FP17s for the same patient ID Re-attending between 3 & 9 months - Children	204	405	50.4%	58.1%	60.0%	58.9%
% of FP17s for the same patient ID Re-attending between 3 & 9 months - Adults	412	1,021	40.4%	49.3%	52.6%	51.6%
% of FP17s for Band 1 Urgent Courses	99	1,325	7.5%	8.9%	7.9%	8.9%
% of FP17s Relating to Free Repair or Replacements	6	1,325	0.5%	0.7%	0.8%	0.8%
% of FP17s Relating to Continuations	3	1,325	0.2%	0.8%	0.9%	0.9%
% of Patients satisfied with the dentistry they have received	2	3	N/A	93.6%	93.2%	93.2%
% of Patients satisfied with the time they had to wait for an appointment	3	3	N/A	87.7%	89.1%	88.8%

\* This is based on patients treated on this contract for their most recent course of treatment. Figures in italics indicate the base number of FP17s or Patient Questionnaire responses are less than 100. N/A is shown where the base number of responses is less than 10 during the period. % is calculated as Quantity/Base number\*100

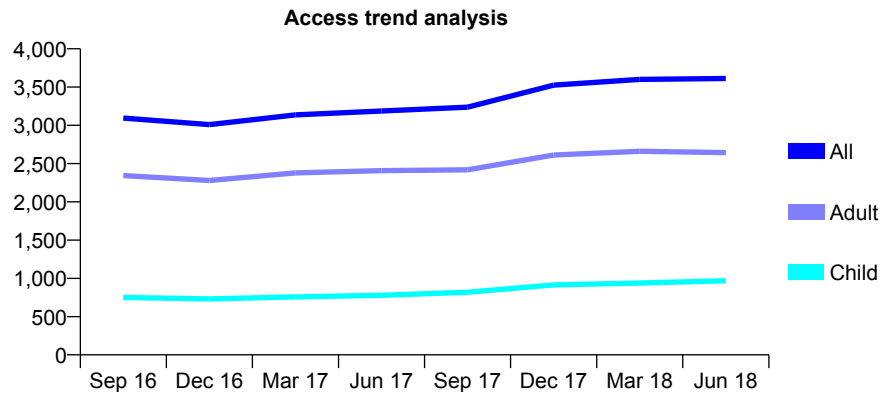
## Q58 - Vital Signs At a Glance Contract Report for 768219/0001 - June 2018

Name or company name	MRS N ADL-SOLTANI
Contract type name	GDS Contract
Purpose of contract	General
Contract start date	01/04/2006
Contract end date	

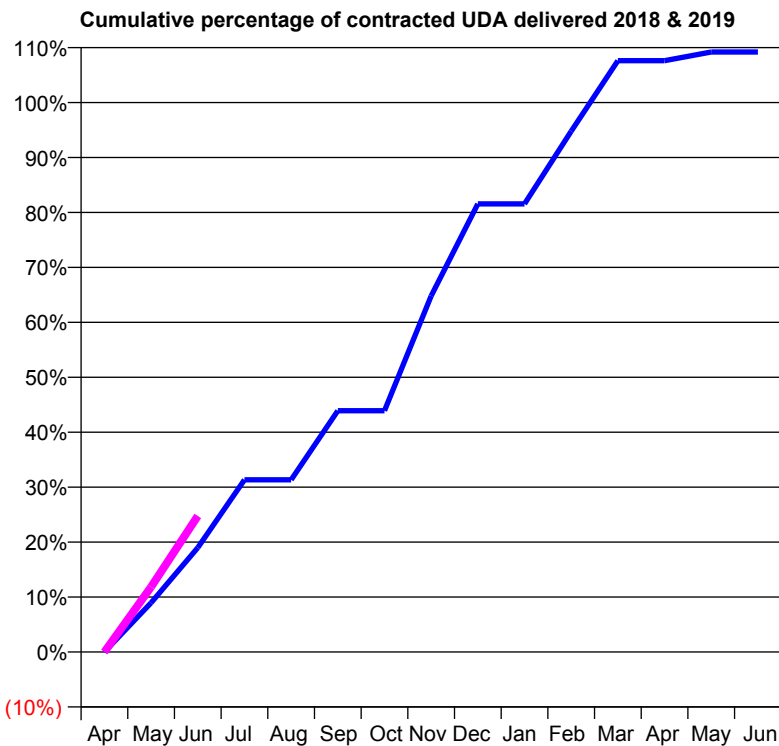
18/19 Contracted general activity (UDA)	8,000
Carry forward general activity (UDA)	0
18/19 Contracted orthodontic activity (UOA)	0
Carry forward orthodontic activity (UOA)	0
Baseline contract value	£238,718.95

### ACCESS\*

Patients seen in 24 months	Total	Change since previous quarter
Quarter ending June 2017	3,187	
Quarter ending September 2017	3,238	→
Quarter ending December 2017	3,525	↑
Quarter ending March 2018	3,600	↑
Quarter ending June 2018	3,613	→
<b>Variance since June 2017</b>	<b>13.4%</b>	<b>↑</b>



### ACTIVITY



Month	Adjusted Scheduled Activity (UDA)	
	2018	2019
April	0	0
May	717	949
June	1,518	1,982
July	2,507	
August	2,507	
September	3,513	
October	3,513	
November	5,185	
December	6,524	
January	6,524	
February	7,582	
March	8,609	
April	8,609	
May	8,734	
June	8,734	

### QUALITY

	Quantity	Base Number	Contract	AT	Region	England
% of FP17s for the same patient ID Re-attending within 3 months - Children	9	303	3.0%	10.6%	11.3%	11.5%
% of FP17s for the same patient ID Re-attending within 3 months - Adults	32	631	5.1%	14.5%	14.9%	15.4%
% of FP17s for the same patient ID Re-attending between 3 & 9 months - Children	105	303	34.7%	58.1%	60.0%	58.9%
% of FP17s for the same patient ID Re-attending between 3 & 9 months - Adults	234	631	37.1%	49.3%	52.6%	51.6%
% of FP17s for Band 1 Urgent Courses	38	832	4.6%	8.9%	7.9%	8.9%
% of FP17s Relating to Free Repair or Replacements	0	832	0.0%	0.7%	0.8%	0.8%
% of FP17s Relating to Continuations	2	832	0.2%	0.8%	0.9%	0.9%
% of Patients satisfied with the dentistry they have received	0	0	N/A	93.6%	93.2%	93.2%
% of Patients satisfied with the time they had to wait for an appointment	0	0	N/A	87.7%	89.1%	88.8%

\* This is based on patients treated on this contract for their most recent course of treatment. Figures in italics indicate the base number of FP17s or Patient Questionnaire responses are less than 100. N/A is shown where the base number of responses is less than 10 during the period. % is calculated as Quantity/Base number\*100



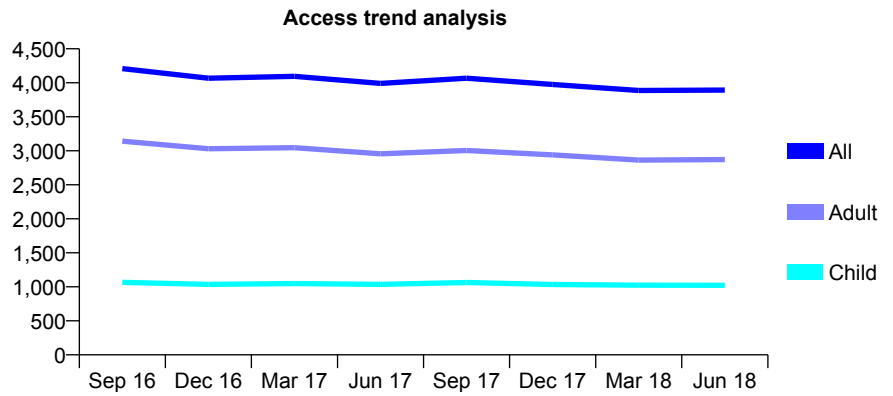
## Q58 - Vital Signs At a Glance Contract Report for 768243/0001 - June 2018

Name or company name	MR M VESALI JAFARABADI
Contract type name	GDS Contract
Purpose of contract	General
Contract start date	01/04/2006
Contract end date	

18/19 Contracted general activity (UDA)	8,000
Carry forward general activity (UDA)	0
18/19 Contracted orthodontic activity (UOA)	0
Carry forward orthodontic activity (UOA)	0
Baseline contract value	£255,519.95

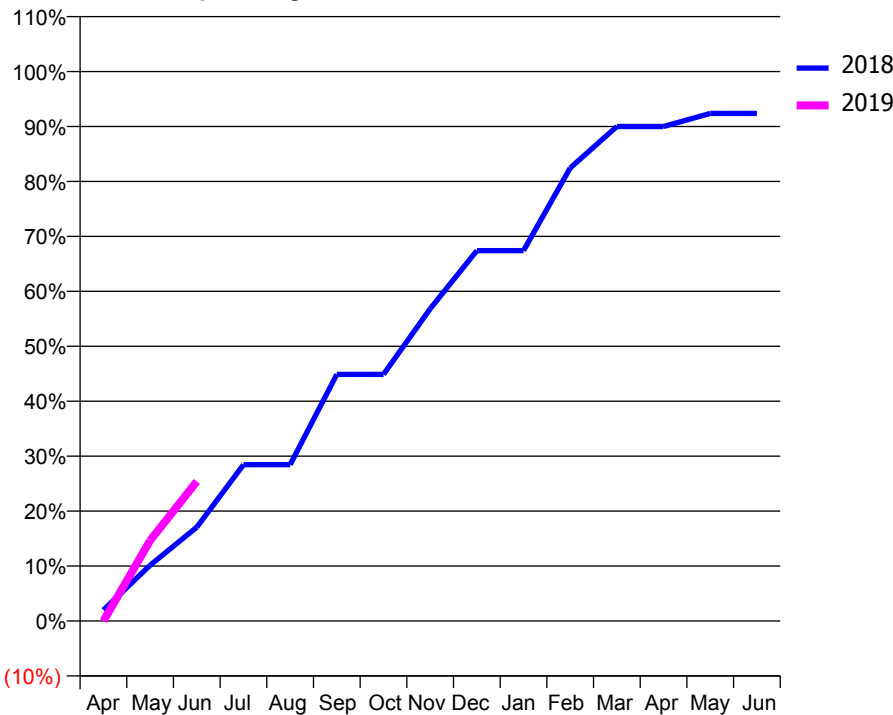
### ACCESS\*

Patients seen in 24 months	Total	Change since previous quarter
Quarter ending June 2017	3,991	
Quarter ending September 2017	4,067	→
Quarter ending December 2017	3,975	↓
Quarter ending March 2018	3,887	↓
Quarter ending June 2018	3,894	→
<b>Variance since June 2017</b>	<b>(2.4%)</b>	<b>↓</b>



### ACTIVITY

Cumulative percentage of contracted UDA delivered 2018 & 2019



Month	Adjusted Scheduled Activity (UDA)	
	2018	2019
April	160	0
May	812	1,171
June	1,366	2,032
July	2,276	
August	2,276	
September	3,591	
October	3,591	
November	4,545	
December	5,393	
January	5,393	
February	6,596	
March	7,199	
April	7,199	
May	7,390	
June	7,390	

### QUALITY

	Quantity	Base Number	Contract	AT	Region	England
% of FP17s for the same patient ID Re-attending within 3 months - Children	2	355	0.6%	10.6%	11.3%	11.5%
% of FP17s for the same patient ID Re-attending within 3 months - Adults	21	821	2.6%	14.5%	14.9%	15.4%
% of FP17s for the same patient ID Re-attending between 3 & 9 months - Children	181	355	51.0%	58.1%	60.0%	58.9%
% of FP17s for the same patient ID Re-attending between 3 & 9 months - Adults	356	821	43.4%	49.3%	52.6%	51.6%
% of FP17s for Band 1 Urgent Courses	47	996	4.7%	8.9%	7.9%	8.9%
% of FP17s Relating to Free Repair or Replacements	0	996	0.0%	0.7%	0.8%	0.8%
% of FP17s Relating to Continuations	1	996	0.1%	0.8%	0.9%	0.9%
% of Patients satisfied with the dentistry they have received	0	0	N/A	93.6%	93.2%	93.2%
% of Patients satisfied with the time they had to wait for an appointment	0	0	N/A	87.7%	89.1%	88.8%

\* This is based on patients treated on this contract for their most recent course of treatment. Figures in italics indicate the base number of FP17s or Patient Questionnaire responses are less than 100. N/A is shown where the base number of responses is less than 10 during the period. % is calculated as Quantity/Base number\*100

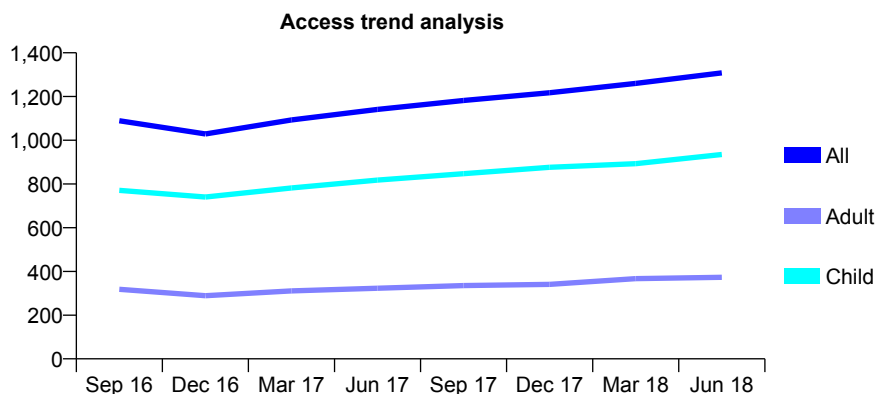
## Q58 - Vital Signs At a Glance Contract Report for 770876/0001 - June 2018

Name or company name	MR SP TAILOR
Contract type name	GDS Contract
Purpose of contract	General
Contract start date	04/04/2008
Contract end date	

18/19 Contracted general activity (UDA)	3,400
Carry forward general activity (UDA)	0
18/19 Contracted orthodontic activity (UOA)	0
Carry forward orthodontic activity (UOA)	0
Baseline contract value	£85,661.02

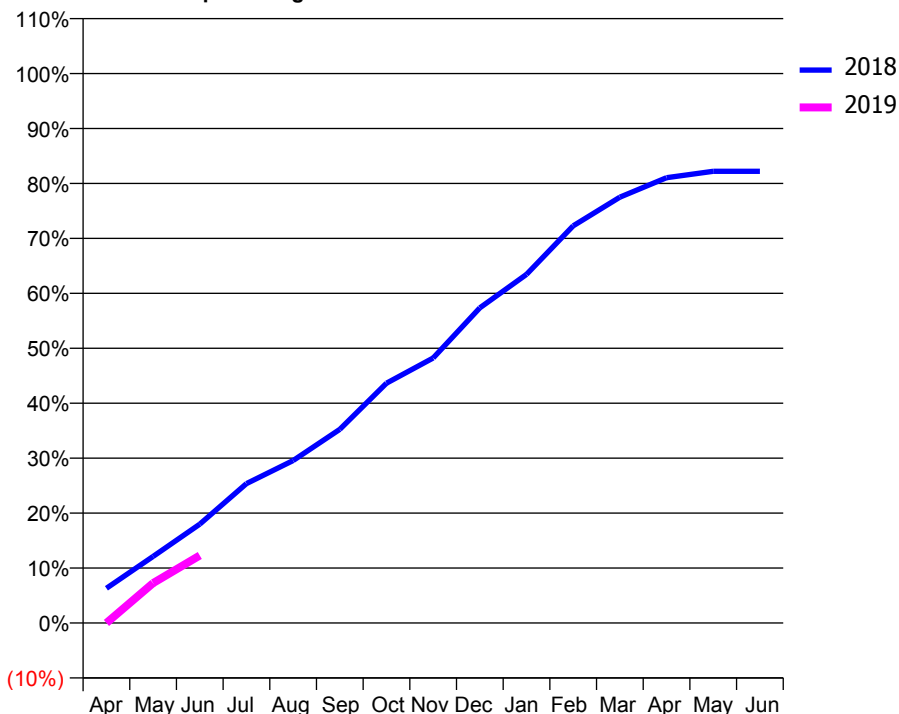
### ACCESS\*

Patients seen in 24 months	Total	Change since previous quarter
Quarter ending June 2017	1,141	
Quarter ending September 2017	1,182	↑
Quarter ending December 2017	1,217	↑
Quarter ending March 2018	1,260	↑
Quarter ending June 2018	1,308	↑
<b>Variance since June 2017</b>	<b>14.6%</b>	<b>↑</b>



### ACTIVITY

Cumulative percentage of contracted UDA delivered 2018 & 2019



Adjusted Scheduled Activity (UDA)		
Month	2018	2019
April	215	0
May	412	247
June	612	418
July	862	
August	1,006	
September	1,198	
October	1,484	
November	1,640	
December	1,950	
January	2,157	
February	2,458	
March	2,635	
April	2,756	
May	2,795	
June	2,795	

### QUALITY

	Quantity	Base Number	Contract	AT	Region	England
% of FP17s for the same patient ID Re-attending within 3 months - Children	8	282	2.8%	10.6%	11.3%	11.5%
% of FP17s for the same patient ID Re-attending within 3 months - Adults	5	88	5.7%	14.5%	14.9%	15.4%
% of FP17s for the same patient ID Re-attending between 3 & 9 months - Children	170	282	60.3%	58.1%	60.0%	58.9%
% of FP17s for the same patient ID Re-attending between 3 & 9 months - Adults	44	88	50.0%	49.3%	52.6%	51.6%
% of FP17s for Band 1 Urgent Courses	5	277	1.8%	8.9%	7.9%	8.9%
% of FP17s Relating to Free Repair or Replacements	0	277	0.0%	0.7%	0.8%	0.8%
% of FP17s Relating to Continuations	0	277	0.0%	0.8%	0.9%	0.9%
% of Patients satisfied with the dentistry they have received	0	0	N/A	93.6%	93.2%	93.2%
% of Patients satisfied with the time they had to wait for an appointment	0	0	N/A	87.7%	89.1%	88.8%

\* This is based on patients treated on this contract for their most recent course of treatment. Figures in italics indicate the base number of FP17s or Patient Questionnaire responses are less than 100. N/A is shown where the base number of responses is less than 10 during the period. % is calculated as Quantity/Base number\*100

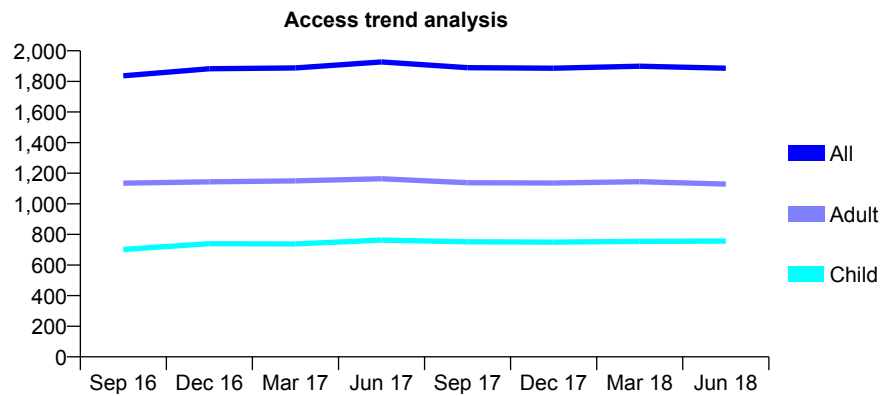
## Q58 - Vital Signs At a Glance Contract Report for 771007/0001 - June 2018

Name or company name	MISS SL BENTLEY
Contract type name	GDS Contract
Purpose of contract	General
Contract start date	01/04/2010
Contract end date	

18/19 Contracted general activity (UDA)	4,899
Carry forward general activity (UDA)	0
18/19 Contracted orthodontic activity (UOA)	0
Carry forward orthodontic activity (UOA)	0
Baseline contract value	£128,727.27

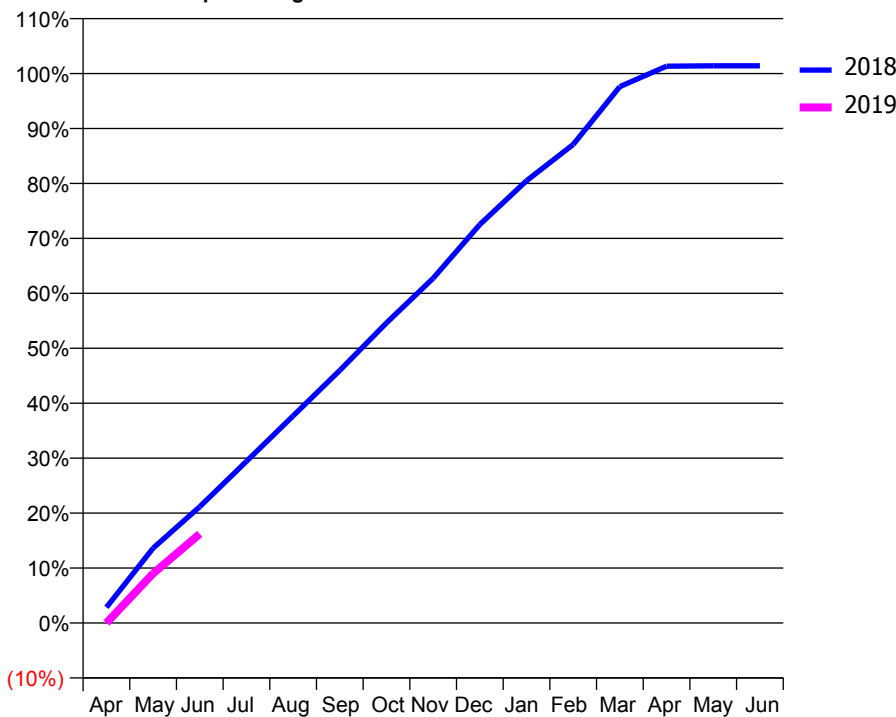
### ACCESS\*

Patients seen in 24 months	Total	Change since previous quarter
Quarter ending June 2017	1,927	
Quarter ending September 2017	1,890	↓
Quarter ending December 2017	1,886	→
Quarter ending March 2018	1,899	→
Quarter ending June 2018	1,886	→
<b>Variance since June 2017</b>	<b>(2.1%)</b>	<b>↓</b>



### ACTIVITY

Cumulative percentage of contracted UDA delivered 2018 & 2019



Adjusted Scheduled Activity (UDA)		
Month	2018	2019
April	139	0
May	668	441
June	1,037	795
July	1,441	
August	1,847	
September	2,253	
October	2,676	
November	3,074	
December	3,553	
January	3,943	
February	4,266	
March	4,782	
April	4,964	
May	4,967	
June	4,967	

### QUALITY

	Quantity	Base Number	Contract	AT	Region	England
% of FP17s for the same patient ID Re-attending within 3 months - Children	23	266	8.6%	10.6%	11.3%	11.5%
% of FP17s for the same patient ID Re-attending within 3 months - Adults	50	412	12.1%	14.5%	14.9%	15.4%
% of FP17s for the same patient ID Re-attending between 3 & 9 months - Children	167	266	62.8%	58.1%	60.0%	58.9%
% of FP17s for the same patient ID Re-attending between 3 & 9 months - Adults	248	412	60.2%	49.3%	52.6%	51.6%
% of FP17s for Band 1 Urgent Courses	32	557	5.7%	8.9%	7.9%	8.9%
% of FP17s Relating to Free Repair or Replacements	3	557	0.5%	0.7%	0.8%	0.8%
% of FP17s Relating to Continuations	13	557	2.3%	0.8%	0.9%	0.9%
% of Patients satisfied with the dentistry they have received	1	1	N/A	93.6%	93.2%	93.2%
% of Patients satisfied with the time they had to wait for an appointment	1	1	N/A	87.7%	89.1%	88.8%

\* This is based on patients treated on this contract for their most recent course of treatment. Figures in italics indicate the base number of FP17s or Patient Questionnaire responses are less than 100. N/A is shown where the base number of responses is less than 10 during the period. % is calculated as Quantity/Base number\*100

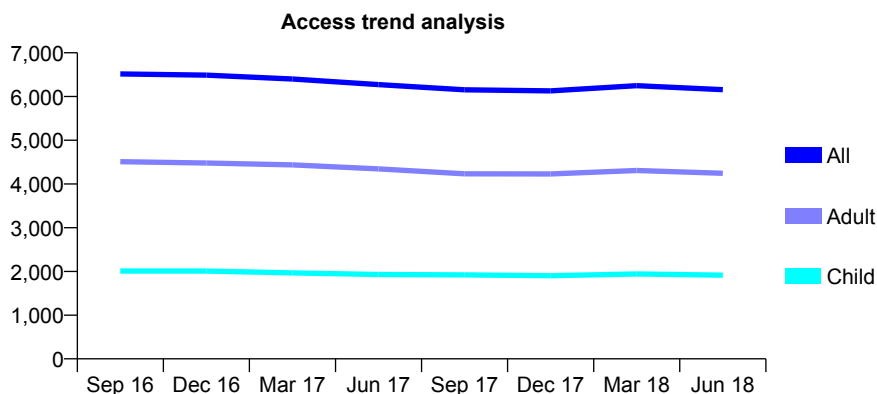
## Q58 - Vital Signs At a Glance Contract Report for 772208/0001 - June 2018

Name or company name	MR L GIDARAKOS
Contract type name	GDS Contract
Purpose of contract	General
Contract start date	01/04/2006
Contract end date	

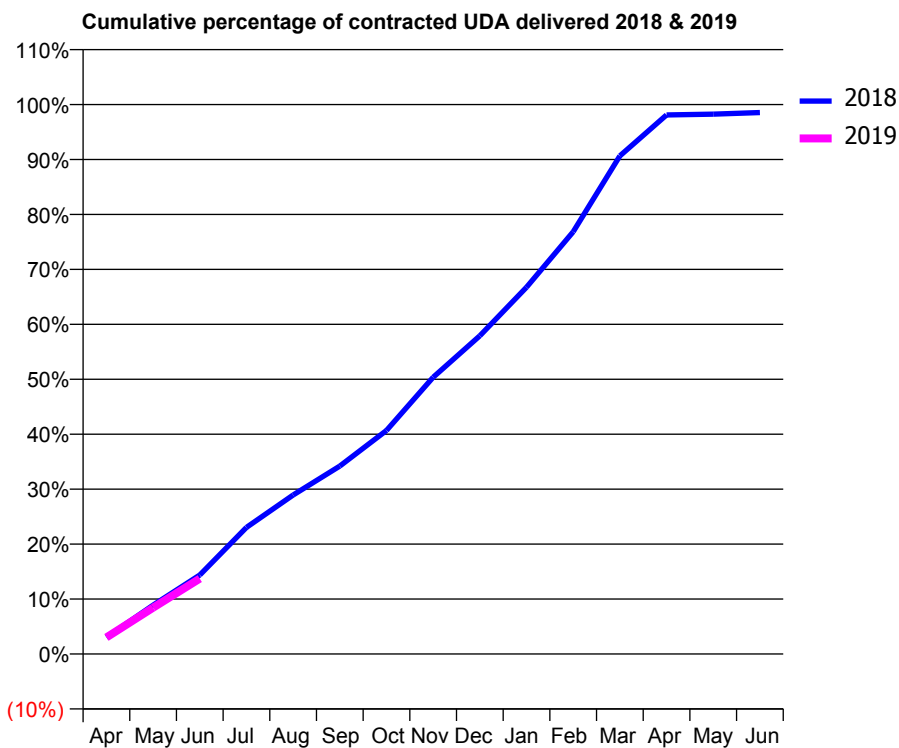
18/19 Contracted general activity (UDA)	14,944
Carry forward general activity (UDA)	0
18/19 Contracted orthodontic activity (UOA)	0
Carry forward orthodontic activity (UOA)	0
Baseline contract value	£417,636.45

### ACCESS\*

Patients seen in 24 months	Total	Change since previous quarter
Quarter ending June 2017	6,274	
Quarter ending September 2017	6,153	↓
Quarter ending December 2017	6,130	→
Quarter ending March 2018	6,249	→
Quarter ending June 2018	6,157	↓
<b>Variance since June 2017</b>	<b>(1.9%)</b>	<b>↓</b>



### ACTIVITY



Month	Adjusted Scheduled Activity (UDA)	
	2018	2019
April	455	452
May	1,331	1,261
June	2,150	2,050
July	3,443	
August	4,325	
September	5,110	
October	6,079	
November	7,525	
December	8,656	
January	9,974	
February	11,483	
March	13,548	
April	14,661	
May	14,680	
June	14,726	

### QUALITY

	Quantity	Base Number	Contract	AT	Region	England
% of FP17s for the same patient ID Re-attending within 3 months - Children	25	578	4.3%	10.6%	11.3%	11.5%
% of FP17s for the same patient ID Re-attending within 3 months - Adults	108	1,165	9.3%	14.5%	14.9%	15.4%
% of FP17s for the same patient ID Re-attending between 3 & 9 months - Children	358	578	61.9%	58.1%	60.0%	58.9%
% of FP17s for the same patient ID Re-attending between 3 & 9 months - Adults	555	1,165	47.6%	49.3%	52.6%	51.6%
% of FP17s for Band 1 Urgent Courses	98	1,265	7.7%	8.9%	7.9%	8.9%
% of FP17s Relating to Free Repair or Replacements	8	1,265	0.6%	0.7%	0.8%	0.8%
% of FP17s Relating to Continuations	6	1,265	0.5%	0.8%	0.9%	0.9%
% of Patients satisfied with the dentistry they have received	4	5	N/A	93.6%	93.2%	93.2%
% of Patients satisfied with the time they had to wait for an appointment	3	5	N/A	87.7%	89.1%	88.8%

\* This is based on patients treated on this contract for their most recent course of treatment. Figures in italics indicate the base number of FP17s or Patient Questionnaire responses are less than 100. N/A is shown where the base number of responses is less than 10 during the period. % is calculated as Quantity/Base number\*100

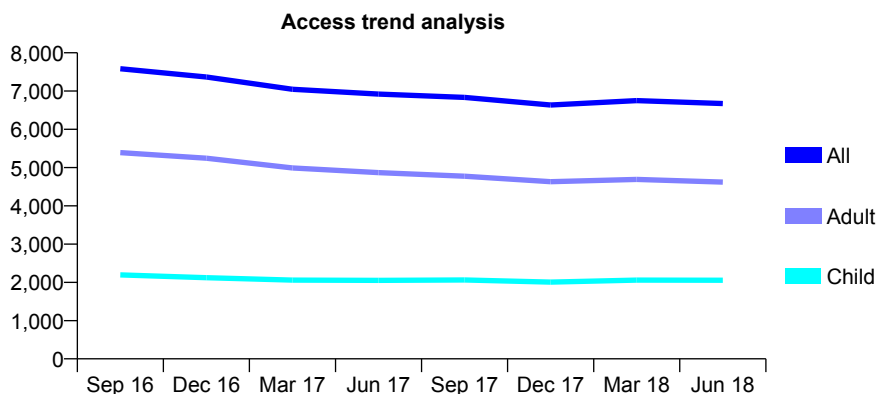
## Q58 - Vital Signs At a Glance Contract Report for 780944/0002 - June 2018

Name or company name	MR AA YELLON
Contract type name	GDS Contract
Purpose of contract	General
Contract start date	01/11/2007
Contract end date	

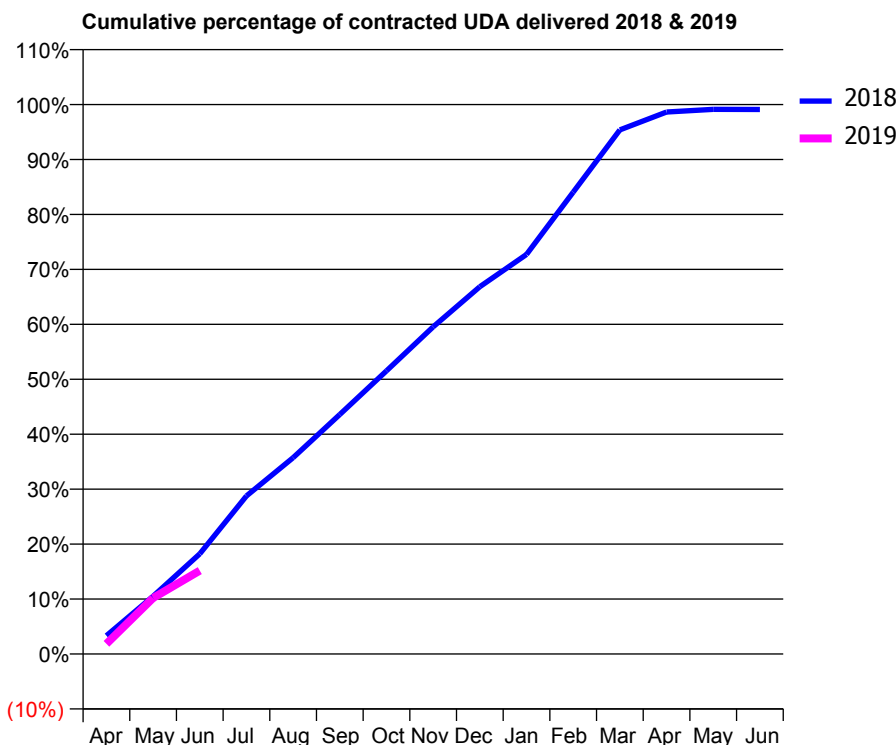
18/19 Contracted general activity (UDA)	28,356
Carry forward general activity (UDA)	0
18/19 Contracted orthodontic activity (UOA)	0
Carry forward orthodontic activity (UOA)	0
Baseline contract value	£784,091.77

### ACCESS\*

Patients seen in 24 months	Total	Change since previous quarter
Quarter ending June 2017	6,922	
Quarter ending September 2017	6,834	↓
Quarter ending December 2017	6,637	↓
Quarter ending March 2018	6,751	→
Quarter ending June 2018	6,674	↓
<b>Variance since June 2017</b>	<b>(3.6%)</b>	<b>↓</b>



### ACTIVITY



Month	Adjusted Scheduled Activity (UDA)	
	2018	2019
April	948	528
May	2,984	2,891
June	5,168	4,301
July	8,154	
August	10,134	
September	12,363	
October	14,610	
November	16,885	
December	18,957	
January	20,619	
February	23,833	
March	27,049	
April	27,969	
May	28,109	
June	28,101	

### QUALITY

	Quantity	Base Number	Contract	AT	Region	England
% of FP17s for the same patient ID Re-attending within 3 months - Children	15	593	2.5%	10.6%	11.3%	11.5%
% of FP17s for the same patient ID Re-attending within 3 months - Adults	105	1,245	8.4%	14.5%	14.9%	15.4%
% of FP17s for the same patient ID Re-attending between 3 & 9 months - Children	302	593	50.9%	58.1%	60.0%	58.9%
% of FP17s for the same patient ID Re-attending between 3 & 9 months - Adults	685	1,245	55.0%	49.3%	52.6%	51.6%
% of FP17s for Band 1 Urgent Courses	35	1,512	2.3%	8.9%	7.9%	8.9%
% of FP17s Relating to Free Repair or Replacements	20	1,512	1.3%	0.7%	0.8%	0.8%
% of FP17s Relating to Continuations	9	1,512	0.6%	0.8%	0.9%	0.9%
% of Patients satisfied with the dentistry they have received	0	0	N/A	93.6%	93.2%	93.2%
% of Patients satisfied with the time they had to wait for an appointment	0	0	N/A	87.7%	89.1%	88.8%

\* This is based on patients treated on this contract for their most recent course of treatment. Figures in italics indicate the base number of FP17s or Patient Questionnaire responses are less than 100. N/A is shown where the base number of responses is less than 10 during the period. % is calculated as Quantity/Base number\*100

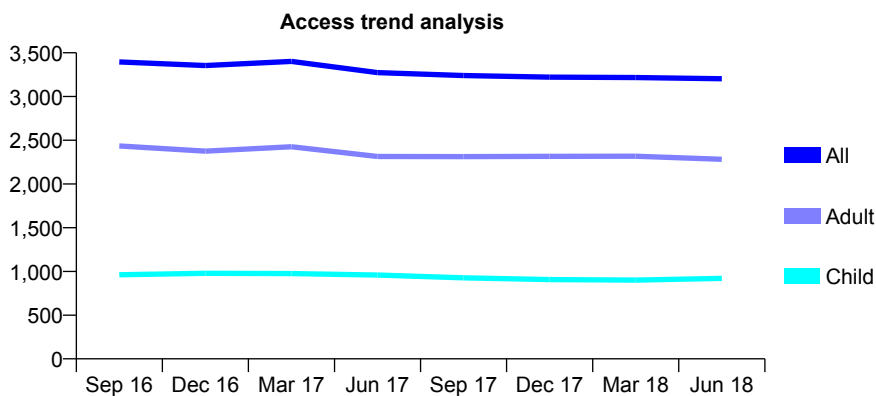
## Q58 - Vital Signs At a Glance Contract Report for 781606/0001 - June 2018

Name or company name	MISS PP PATEL
Contract type name	GDS Contract
Purpose of contract	General
Contract start date	01/05/2011
Contract end date	

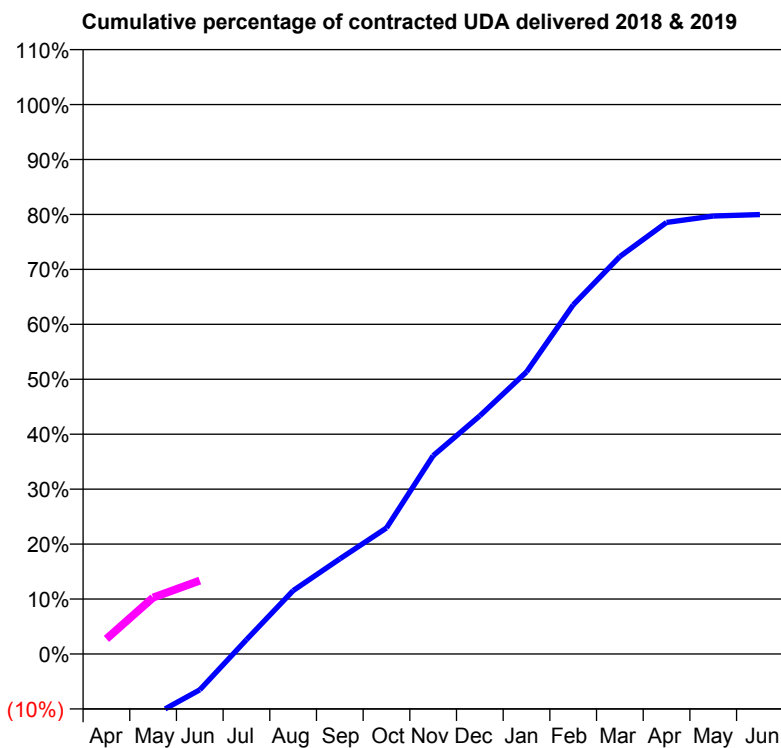
18/19 Contracted general activity (UDA)	11,038
Carry forward general activity (UDA)	0
18/19 Contracted orthodontic activity (UOA)	0
Carry forward orthodontic activity (UOA)	0
Baseline contract value	£265,079.46

### ACCESS\*

Patients seen in 24 months	Total	Change since previous quarter
Quarter ending June 2017	3,273	
Quarter ending September 2017	3,240	↓
Quarter ending December 2017	3,222	→
Quarter ending March 2018	3,217	→
Quarter ending June 2018	3,203	→
<b>Variance since June 2017</b>	<b>(2.1%)</b>	<b>↓</b>



### ACTIVITY



Adjusted Scheduled Activity (UDA)		
Month	2018	2019
April	-1,608	303
May	-1,238	1,134
June	-722	1,473
July	288	
August	1,273	
September	1,911	
October	2,533	
November	3,985	
December	4,786	
January	5,667	
February	7,014	
March	7,984	
April	8,668	
May	8,797	
June	8,828	

### QUALITY

	Quantity	Base Number	Contract	AT	Region	England
% of FP17s for the same patient ID Re-attending within 3 months - Children	41	344	11.9%	10.6%	11.3%	11.5%
% of FP17s for the same patient ID Re-attending within 3 months - Adults	137	767	17.9%	14.5%	14.9%	15.4%
% of FP17s for the same patient ID Re-attending between 3 & 9 months - Children	210	344	61.0%	58.1%	60.0%	58.9%
% of FP17s for the same patient ID Re-attending between 3 & 9 months - Adults	443	767	57.8%	49.3%	52.6%	51.6%
% of FP17s for Band 1 Urgent Courses	101	750	13.5%	8.9%	7.9%	8.9%
% of FP17s Relating to Free Repair or Replacements	6	750	0.8%	0.7%	0.8%	0.8%
% of FP17s Relating to Continuations	13	750	1.7%	0.8%	0.9%	0.9%
% of Patients satisfied with the dentistry they have received	1	1	N/A	93.6%	93.2%	93.2%
% of Patients satisfied with the time they had to wait for an appointment	1	1	N/A	87.7%	89.1%	88.8%

\* This is based on patients treated on this contract for their most recent course of treatment. Figures in italics indicate the base number of FP17s or Patient Questionnaire responses are less than 100. N/A is shown where the base number of responses is less than 10 during the period. % is calculated as Quantity/Base number\*100

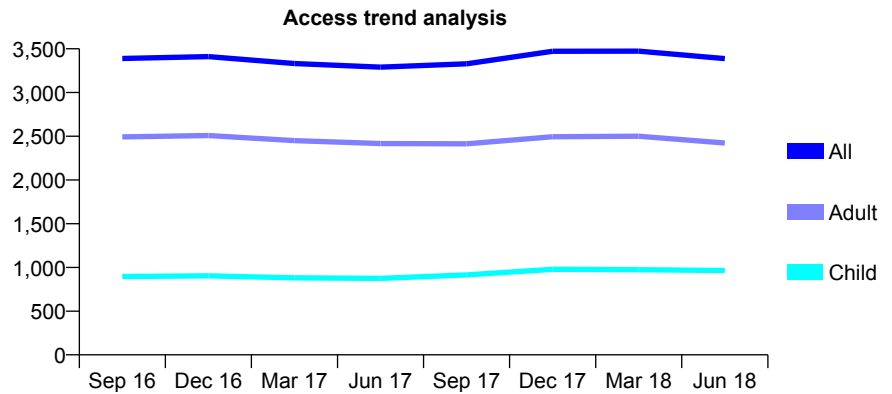
## Q58 - Vital Signs At a Glance Contract Report for 785210/0001 - June 2018

Name or company name	MR MP PATEL
Contract type name	GDS Contract
Purpose of contract	General
Contract start date	02/10/2006
Contract end date	

18/19 Contracted general activity (UDA)	7,731
Carry forward general activity (UDA)	0
18/19 Contracted orthodontic activity (UOA)	0
Carry forward orthodontic activity (UOA)	0
Baseline contract value	£184,823.96

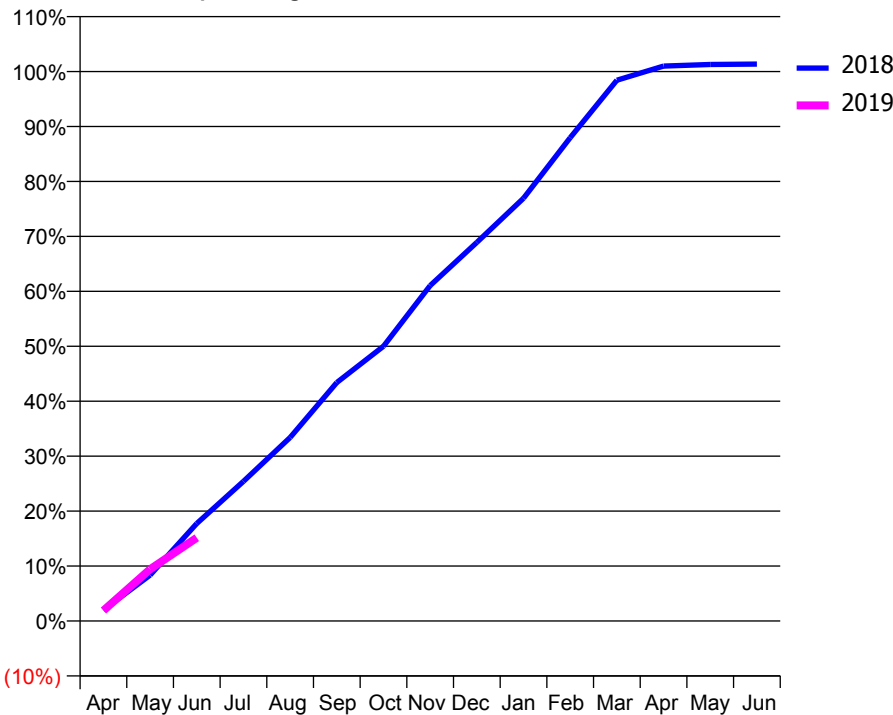
### ACCESS\*

Patients seen in 24 months	Total	Change since previous quarter
Quarter ending June 2017	3,290	
Quarter ending September 2017	3,329	→
Quarter ending December 2017	3,472	↑
Quarter ending March 2018	3,474	→
Quarter ending June 2018	3,388	↓
<b>Variance since June 2017</b>	<b>3.0%</b>	<b>↑</b>



### ACTIVITY

Cumulative percentage of contracted UDA delivered 2018 & 2019



Month	Adjusted Scheduled Activity (UDA)	
	2018	2019
April	155	147
May	646	728
June	1,372	1,171
July	1,966	
August	2,583	
September	3,355	
October	3,866	
November	4,720	
December	5,327	
January	5,948	
February	6,801	
March	7,608	
April	7,808	
May	7,829	
June	7,835	

### QUALITY

	Quantity	Base Number	Contract	AT	Region	England
% of FP17s for the same patient ID Re-attending within 3 months - Children	25	298	8.4%	10.6%	11.3%	11.5%
% of FP17s for the same patient ID Re-attending within 3 months - Adults	67	564	11.9%	14.5%	14.9%	15.4%
% of FP17s for the same patient ID Re-attending between 3 & 9 months - Children	216	298	72.5%	58.1%	60.0%	58.9%
% of FP17s for the same patient ID Re-attending between 3 & 9 months - Adults	318	564	56.4%	49.3%	52.6%	51.6%
% of FP17s for Band 1 Urgent Courses	34	724	4.7%	8.9%	7.9%	8.9%
% of FP17s Relating to Free Repair or Replacements	6	724	0.8%	0.7%	0.8%	0.8%
% of FP17s Relating to Continuations	0	724	0.0%	0.8%	0.9%	0.9%
% of Patients satisfied with the dentistry they have received	0	0	N/A	93.6%	93.2%	93.2%
% of Patients satisfied with the time they had to wait for an appointment	0	0	N/A	87.7%	89.1%	88.8%

\* This is based on patients treated on this contract for their most recent course of treatment. Figures in italics indicate the base number of FP17s or Patient Questionnaire responses are less than 100. N/A is shown where the base number of responses is less than 10 during the period. % is calculated as Quantity/Base number\*100

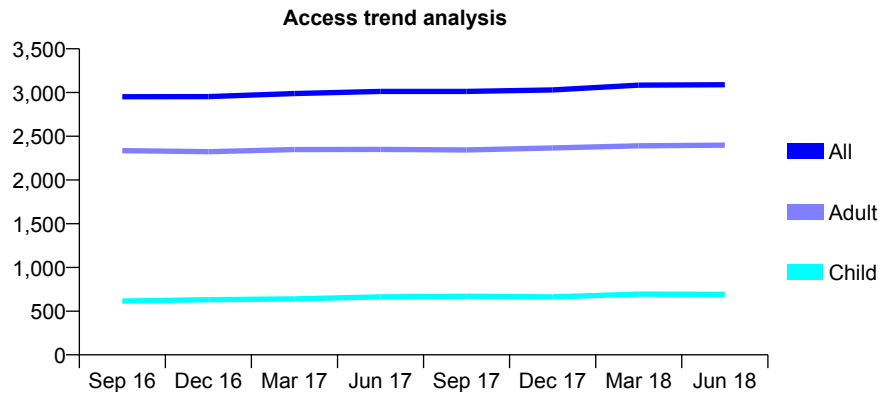
## Q58 - Vital Signs At a Glance Contract Report for 786306/0001 - June 2018

Name or company name	MR K OLEJNICZAK
Contract type name	GDS Contract
Purpose of contract	General
Contract start date	01/08/2006
Contract end date	

18/19 Contracted general activity (UDA)	9,500
Carry forward general activity (UDA)	0
18/19 Contracted orthodontic activity (UOA)	0
Carry forward orthodontic activity (UOA)	0
Baseline contract value	£227,581.53

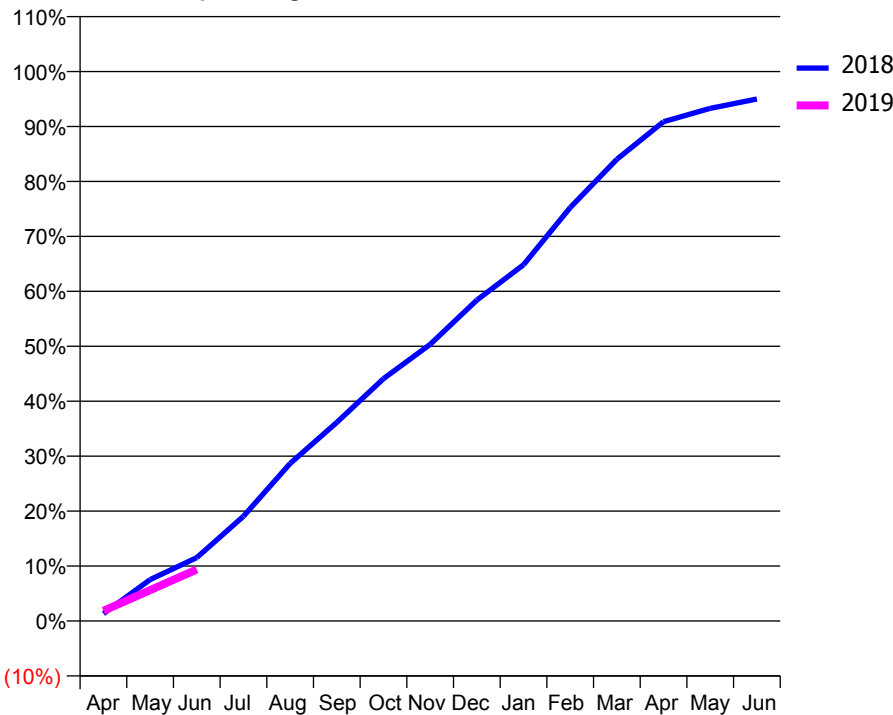
### ACCESS\*

Patients seen in 24 months	Total	Change since previous quarter
Quarter ending June 2017	3,012	
Quarter ending September 2017	3,013	→
Quarter ending December 2017	3,029	→
Quarter ending March 2018	3,085	→
Quarter ending June 2018	3,089	→
<b>Variance since June 2017</b>	<b>2.6%</b>	<b>↑</b>



### ACTIVITY

Cumulative percentage of contracted UDA delivered 2018 & 2019



Month	Adjusted Scheduled Activity (UDA)	
	2018	2019
April	127	177
May	715	534
June	1,096	891
July	1,811	
August	2,723	
September	3,433	
October	4,189	
November	4,782	
December	5,547	
January	6,159	
February	7,148	
March	7,982	
April	8,631	
May	8,862	
June	9,024	

### QUALITY

	Quantity	Base Number	Contract	AT	Region	England
% of FP17s for the same patient ID Re-attending within 3 months - Children	12	181	6.6%	10.6%	11.3%	11.5%
% of FP17s for the same patient ID Re-attending within 3 months - Adults	76	693	11.0%	14.5%	14.9%	15.4%
% of FP17s for the same patient ID Re-attending between 3 & 9 months - Children	113	181	62.4%	58.1%	60.0%	58.9%
% of FP17s for the same patient ID Re-attending between 3 & 9 months - Adults	394	693	56.9%	49.3%	52.6%	51.6%
% of FP17s for Band 1 Urgent Courses	27	533	5.1%	8.9%	7.9%	8.9%
% of FP17s Relating to Free Repair or Replacements	5	533	0.9%	0.7%	0.8%	0.8%
% of FP17s Relating to Continuations	11	533	2.1%	0.8%	0.9%	0.9%
% of Patients satisfied with the dentistry they have received	6	6	N/A	93.6%	93.2%	93.2%
% of Patients satisfied with the time they had to wait for an appointment	6	6	N/A	87.7%	89.1%	88.8%

\* This is based on patients treated on this contract for their most recent course of treatment. Figures in italics indicate the base number of FP17s or Patient Questionnaire responses are less than 100. N/A is shown where the base number of responses is less than 10 during the period. % is calculated as Quantity/Base number\*100



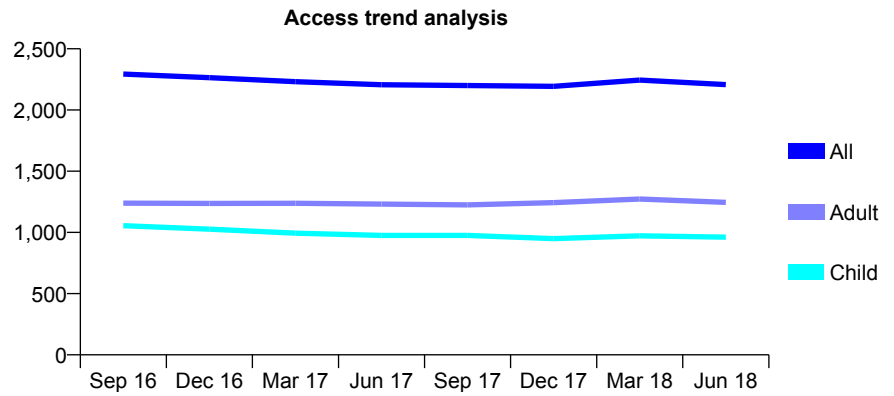
## Q58 - Vital Signs At a Glance Contract Report for 788902/0001 - June 2018

Name or company name	MR SS PATEL
Contract type name	GDS Contract
Purpose of contract	General
Contract start date	01/12/2011
Contract end date	

18/19 Contracted general activity (UDA)	9,420
Carry forward general activity (UDA)	0
18/19 Contracted orthodontic activity (UOA)	0
Carry forward orthodontic activity (UOA)	0
Baseline contract value	£251,626.07

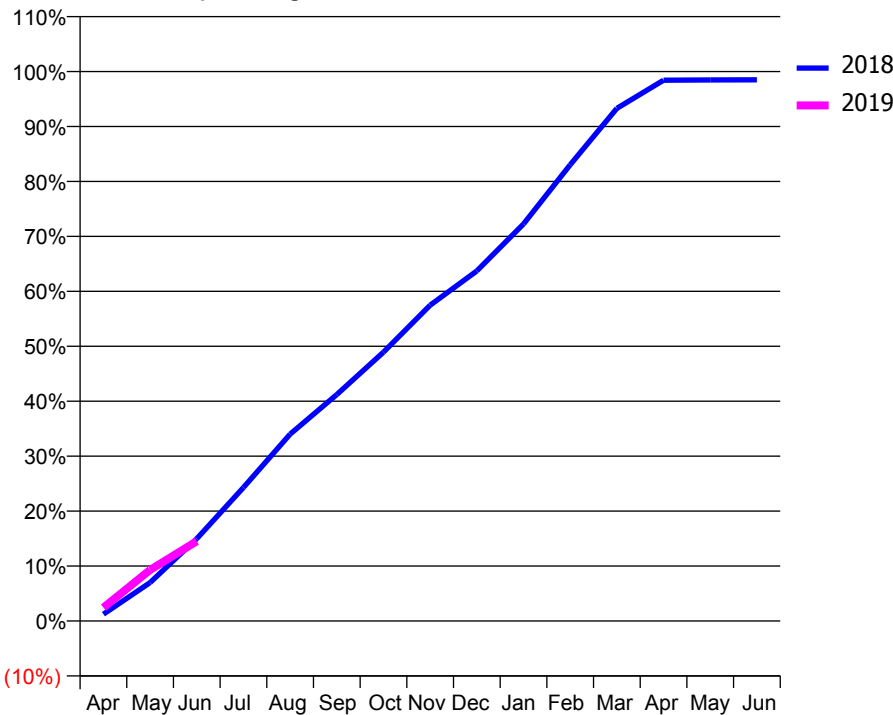
### ACCESS\*

Patients seen in 24 months	Total	Change since previous quarter
Quarter ending June 2017	2,206	
Quarter ending September 2017	2,200	→
Quarter ending December 2017	2,193	→
Quarter ending March 2018	2,245	↑
Quarter ending June 2018	2,207	↓
<b>Variance since June 2017</b>	<b>0.0%</b>	<b>→</b>



### ACTIVITY

Cumulative percentage of contracted UDA delivered 2018 & 2019



Month	Adjusted Scheduled Activity (UDA)	
	2018	2019
April	118	229
May	661	877
June	1,412	1,367
July	2,290	
August	3,203	
September	3,883	
October	4,610	
November	5,414	
December	6,002	
January	6,806	
February	7,821	
March	8,789	
April	9,271	
May	9,275	
June	9,278	

### QUALITY

	Quantity	Base Number	Contract	AT	Region	England
% of FP17s for the same patient ID Re-attending within 3 months - Children	40	345	11.6%	10.6%	11.3%	11.5%
% of FP17s for the same patient ID Re-attending within 3 months - Adults	70	389	18.0%	14.5%	14.9%	15.4%
% of FP17s for the same patient ID Re-attending between 3 & 9 months - Children	229	345	66.4%	58.1%	60.0%	58.9%
% of FP17s for the same patient ID Re-attending between 3 & 9 months - Adults	234	389	60.2%	49.3%	52.6%	51.6%
% of FP17s for Band 1 Urgent Courses	27	598	4.5%	8.9%	7.9%	8.9%
% of FP17s Relating to Free Repair or Replacements	7	598	1.2%	0.7%	0.8%	0.8%
% of FP17s Relating to Continuations	6	598	1.0%	0.8%	0.9%	0.9%
% of Patients satisfied with the dentistry they have received	10	10	100.0%	93.6%	93.2%	93.2%
% of Patients satisfied with the time they had to wait for an appointment	9	10	90.0%	87.7%	89.1%	88.8%

\* This is based on patients treated on this contract for their most recent course of treatment. Figures in italics indicate the base number of FP17s or Patient Questionnaire responses are less than 100. N/A is shown where the base number of responses is less than 10 during the period. % is calculated as Quantity/Base number\*100

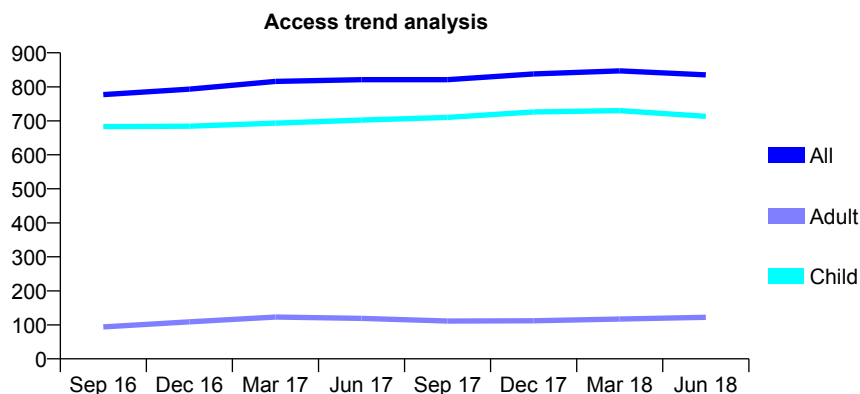
## Q58 - Vital Signs At a Glance Contract Report for 788902/0002 - June 2018

Name or company name	MR SS PATEL
Contract type name	GDS Contract
Purpose of contract	General
Contract start date	01/04/2015
Contract end date	

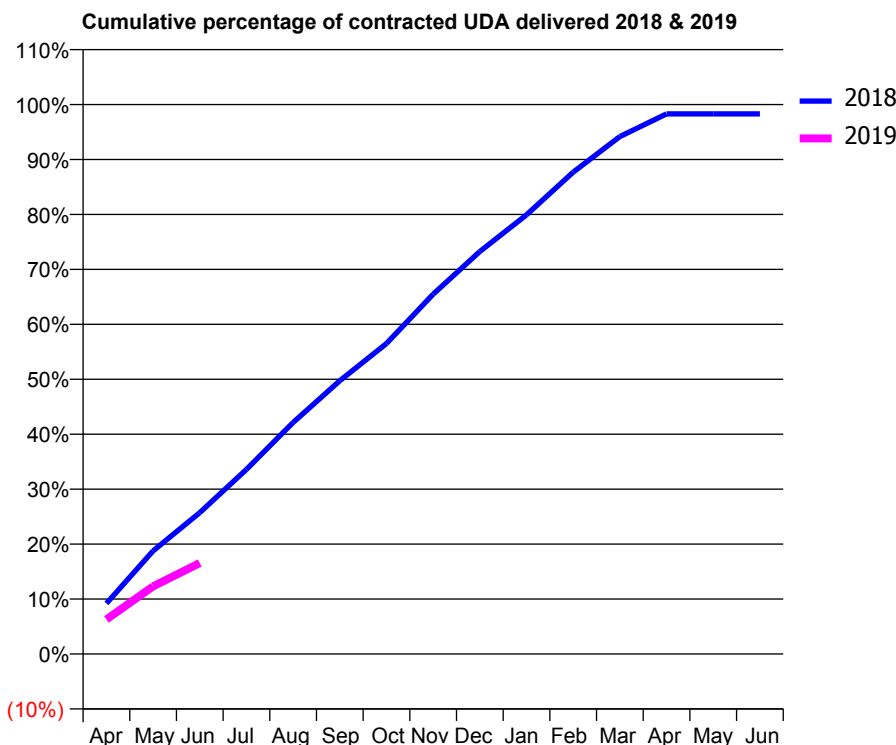
18/19 Contracted general activity (UDA)	2,600
Carry forward general activity (UDA)	0
18/19 Contracted orthodontic activity (UOA)	0
Carry forward orthodontic activity (UOA)	0
Baseline contract value	£59,978.84

### ACCESS\*

Patients seen in 24 months	Total	Change since previous quarter
Quarter ending June 2017	821	
Quarter ending September 2017	821	→
Quarter ending December 2017	838	↑
Quarter ending March 2018	847	→
Quarter ending June 2018	835	↓
<b>Variance since June 2017</b>	<b>1.7%</b>	<b>→</b>



### ACTIVITY



Month	Adjusted Scheduled Activity (UDA)	
	2018	2019
April	239	164
May	488	320
June	669	430
July	873	
August	1,096	
September	1,293	
October	1,469	
November	1,703	
December	1,905	
January	2,078	
February	2,280	
March	2,448	
April	2,556	
May	2,556	
June	2,556	

### QUALITY

	Quantity	Base Number	Contract	AT	Region	England
% of FP17s for the same patient ID Re-attending within 3 months - Children	20	312	6.4%	10.6%	11.3%	11.5%
% of FP17s for the same patient ID Re-attending within 3 months - Adults	2	13	15.4%	14.5%	14.9%	15.4%
% of FP17s for the same patient ID Re-attending between 3 & 9 months - Children	232	312	74.4%	58.1%	60.0%	58.9%
% of FP17s for the same patient ID Re-attending between 3 & 9 months - Adults	7	13	53.8%	49.3%	52.6%	51.6%
% of FP17s for Band 1 Urgent Courses	2	285	0.7%	8.9%	7.9%	8.9%
% of FP17s Relating to Free Repair or Replacements	0	285	0.0%	0.7%	0.8%	0.8%
% of FP17s Relating to Continuations	0	285	0.0%	0.8%	0.9%	0.9%
% of Patients satisfied with the dentistry they have received	1	1	N/A	93.6%	93.2%	93.2%
% of Patients satisfied with the time they had to wait for an appointment	1	1	N/A	87.7%	89.1%	88.8%

\* This is based on patients treated on this contract for their most recent course of treatment. Figures in italics indicate the base number of FP17s or Patient Questionnaire responses are less than 100. N/A is shown where the base number of responses is less than 10 during the period. % is calculated as Quantity/Base number\*100

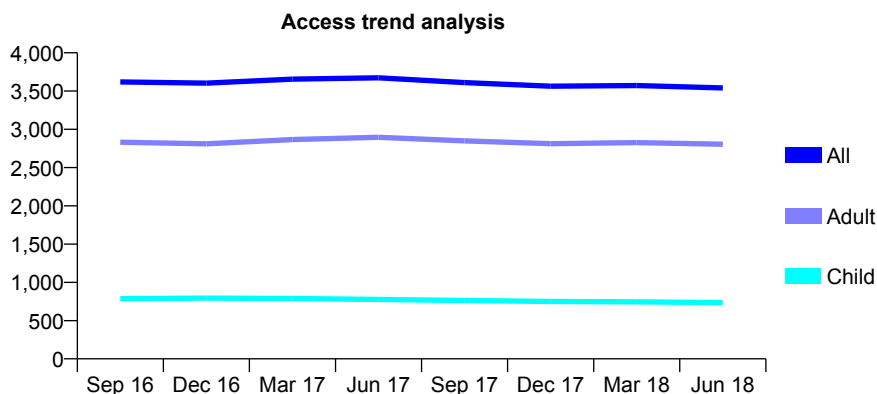
## Q58 - Vital Signs At a Glance Contract Report for 795836/0001 - June 2018

Name or company name	Mr Uche Oguike
Contract type name	GDS Contract
Purpose of contract	General
Contract start date	01/04/2006
Contract end date	

18/19 Contracted general activity (UDA)	7,850
Carry forward general activity (UDA)	0
18/19 Contracted orthodontic activity (UOA)	0
Carry forward orthodontic activity (UOA)	0
Baseline contract value	£280,908.00

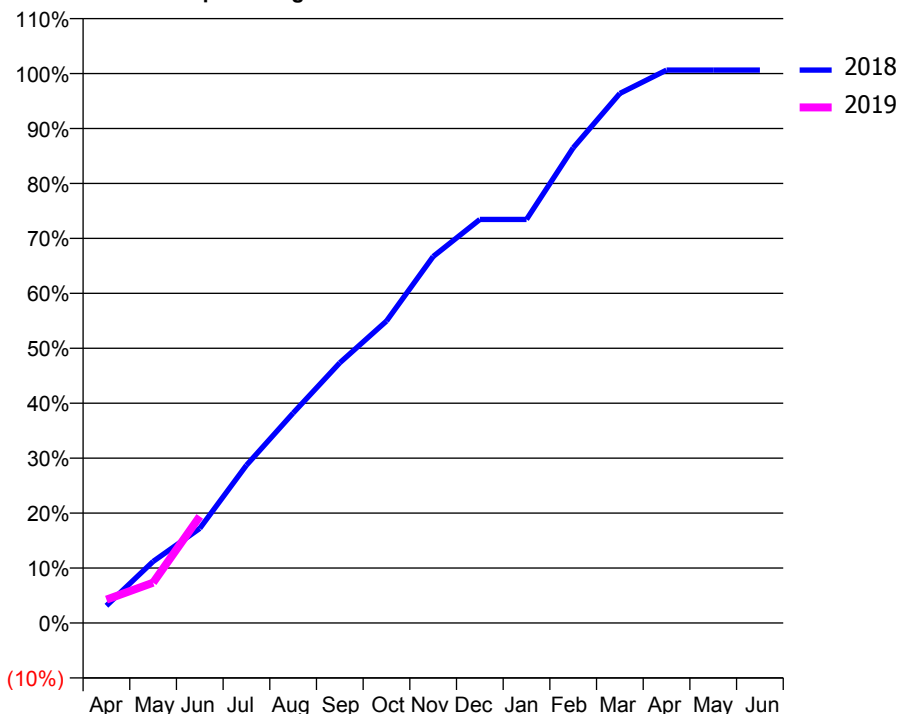
### ACCESS\*

Patients seen in 24 months	Total	Change since previous quarter
Quarter ending June 2017	3,673	
Quarter ending September 2017	3,611	↓
Quarter ending December 2017	3,563	↓
Quarter ending March 2018	3,572	→
Quarter ending June 2018	3,541	→
<b>Variance since June 2017</b>	<b>(3.6%)</b>	<b>↓</b>



### ACTIVITY

Cumulative percentage of contracted UDA delivered 2018 & 2019



Adjusted Scheduled Activity (UDA)		
Month	2018	2019
April	246	335
May	878	575
June	1,352	1,523
July	2,254	
August	3,000	
September	3,717	
October	4,313	
November	5,236	
December	5,766	
January	5,766	
February	6,788	
March	7,565	
April	7,899	
May	7,899	
June	7,899	

### QUALITY

	Quantity	Base Number	Contract	AT	Region	England
% of FP17s for the same patient ID Re-attending within 3 months - Children	9	177	5.1%	10.6%	11.3%	11.5%
% of FP17s for the same patient ID Re-attending within 3 months - Adults	80	745	10.7%	14.5%	14.9%	15.4%
% of FP17s for the same patient ID Re-attending between 3 & 9 months - Children	85	177	48.0%	58.1%	60.0%	58.9%
% of FP17s for the same patient ID Re-attending between 3 & 9 months - Adults	340	745	45.6%	49.3%	52.6%	51.6%
% of FP17s for Band 1 Urgent Courses	59	812	7.3%	8.9%	7.9%	8.9%
% of FP17s Relating to Free Repair or Replacements	0	812	0.0%	0.7%	0.8%	0.8%
% of FP17s Relating to Continuations	13	812	1.6%	0.8%	0.9%	0.9%
% of Patients satisfied with the dentistry they have received	0	0	N/A	93.6%	93.2%	93.2%
% of Patients satisfied with the time they had to wait for an appointment	0	0	N/A	87.7%	89.1%	88.8%

\* This is based on patients treated on this contract for their most recent course of treatment. Figures in italics indicate the base number of FP17s or Patient Questionnaire responses are less than 100. N/A is shown where the base number of responses is less than 10 during the period. % is calculated as Quantity/Base number\*100

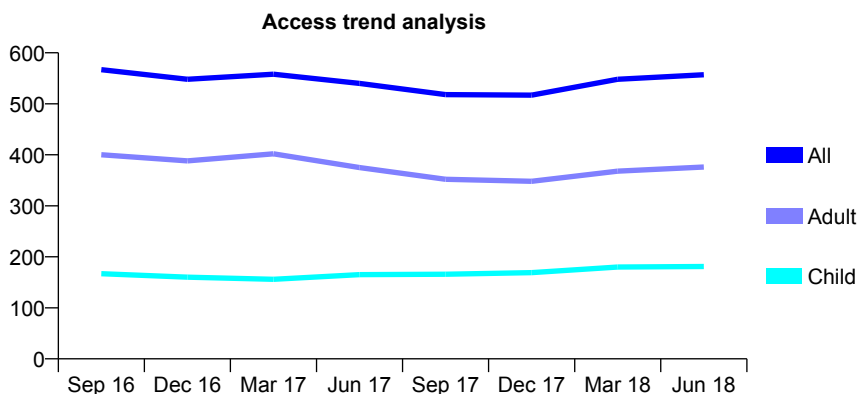
## Q58 - Vital Signs At a Glance Contract Report for 807702/0001 - June 2018

Name or company name	MR HK KOCH
Contract type name	GDS Contract
Purpose of contract	General
Contract start date	01/04/2006
Contract end date	

18/19 Contracted general activity (UDA)	1,573
Carry forward general activity (UDA)	0
18/19 Contracted orthodontic activity (UOA)	0
Carry forward orthodontic activity (UOA)	0
Baseline contract value	£55,676.82

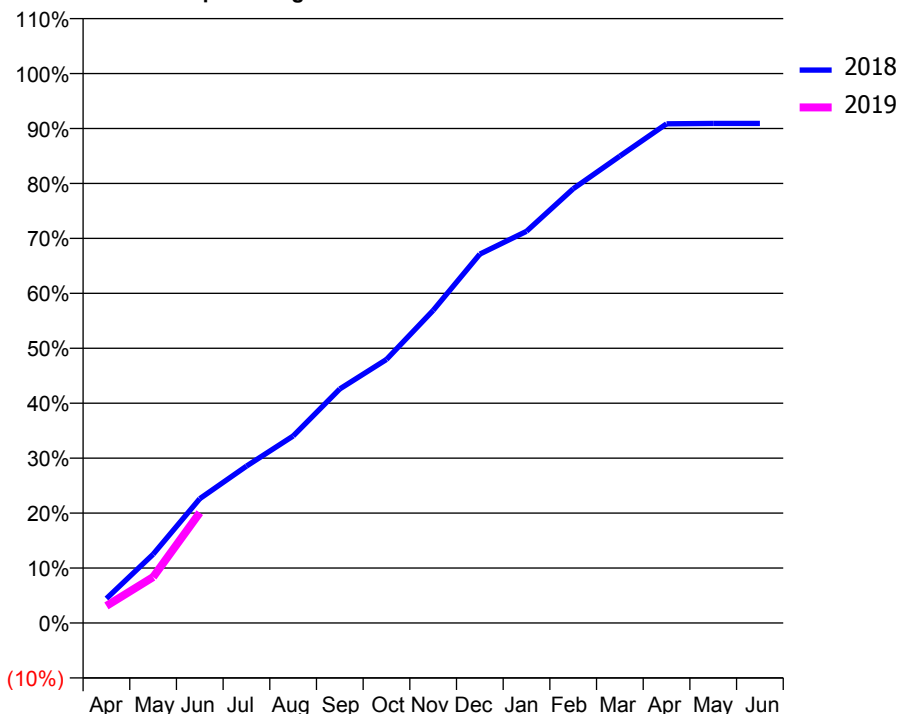
### ACCESS\*

Patients seen in 24 months	Total	Change since previous quarter
Quarter ending June 2017	540	
Quarter ending September 2017	518	↓
Quarter ending December 2017	517	→
Quarter ending March 2018	548	↑
Quarter ending June 2018	557	→
<b>Variance since June 2017</b>	<b>3.1%</b>	<b>↑</b>



### ACTIVITY

Cumulative percentage of contracted UDA delivered 2018 & 2019



Month	Adjusted Scheduled Activity (UDA)	
	2018	2019
April	70	49
May	197	131
June	356	316
July	449	
August	535	
September	670	
October	755	
November	895	
December	1,056	
January	1,121	
February	1,243	
March	1,337	
April	1,429	
May	1,430	
June	1,430	

### QUALITY

	Quantity	Base Number	Contract	AT	Region	England
% of FP17s for the same patient ID Re-attending within 3 months - Children	1	66	1.5%	10.6%	11.3%	11.5%
% of FP17s for the same patient ID Re-attending within 3 months - Adults	16	138	11.6%	14.5%	14.9%	15.4%
% of FP17s for the same patient ID Re-attending between 3 & 9 months - Children	45	66	68.2%	58.1%	60.0%	58.9%
% of FP17s for the same patient ID Re-attending between 3 & 9 months - Adults	69	138	50.0%	49.3%	52.6%	51.6%
% of FP17s for Band 1 Urgent Courses	5	171	2.9%	8.9%	7.9%	8.9%
% of FP17s Relating to Free Repair or Replacements	0	171	0.0%	0.7%	0.8%	0.8%
% of FP17s Relating to Continuations	0	171	0.0%	0.8%	0.9%	0.9%
% of Patients satisfied with the dentistry they have received	0	0	N/A	93.6%	93.2%	93.2%
% of Patients satisfied with the time they had to wait for an appointment	0	0	N/A	87.7%	89.1%	88.8%

\* This is based on patients treated on this contract for their most recent course of treatment. Figures in italics indicate the base number of FP17s or Patient Questionnaire responses are less than 100. N/A is shown where the base number of responses is less than 10 during the period. % is calculated as Quantity/Base number\*100

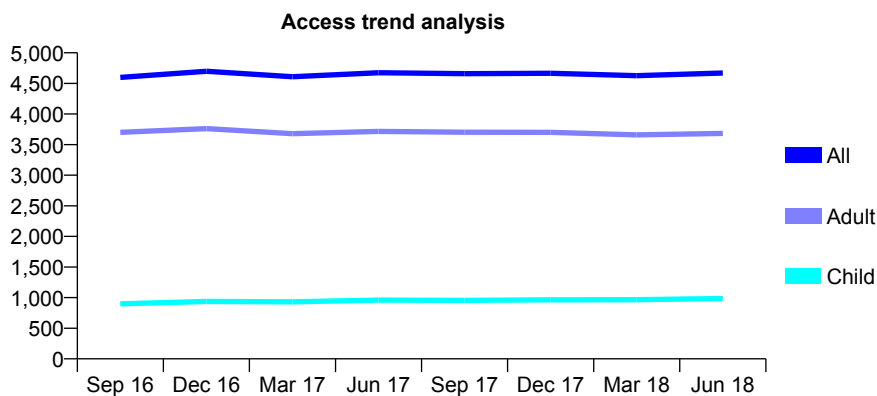
## Q58 - Vital Signs At a Glance Contract Report for 810851/0001 - June 2018

Name or company name	Leverstock Green Dental Practice
Contract type name	GDS Contract
Purpose of contract	General
Contract start date	01/04/2006
Contract end date	

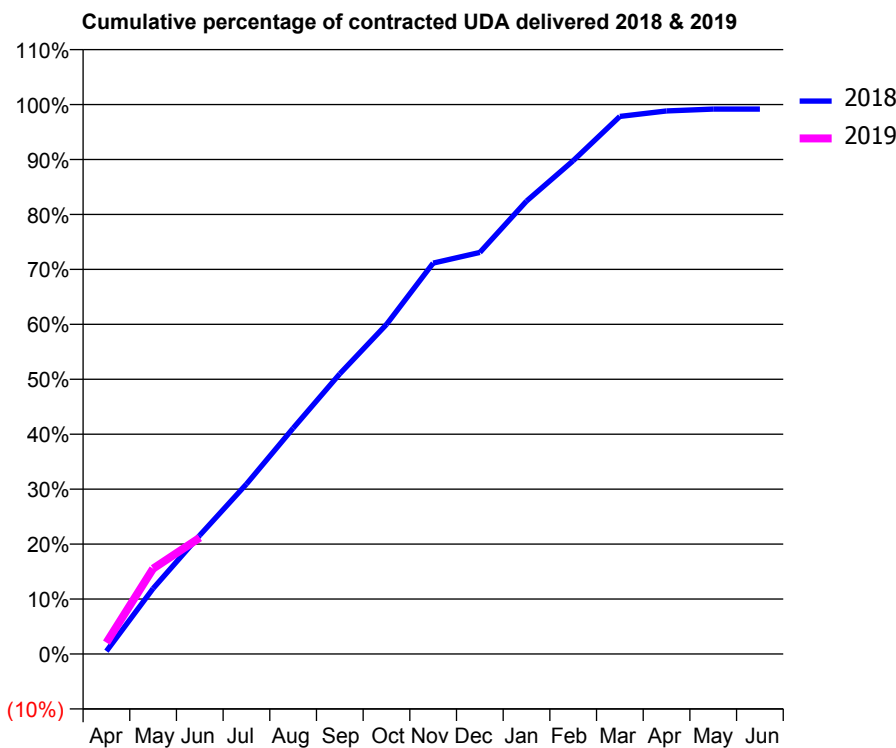
18/19 Contracted general activity (UDA)	11,052
Carry forward general activity (UDA)	0
18/19 Contracted orthodontic activity (UOA)	0
Carry forward orthodontic activity (UOA)	0
Baseline contract value	£303,201.16

### ACCESS\*

Patients seen in 24 months	Total	Change since previous quarter
Quarter ending June 2017	4,675	
Quarter ending September 2017	4,659	→
Quarter ending December 2017	4,665	→
Quarter ending March 2018	4,626	→
Quarter ending June 2018	4,669	→
<b>Variance since June 2017</b>	<b>(0.1%)</b>	→



### ACTIVITY



Month	Adjusted Scheduled Activity (UDA)	
	2018	2019
April	59	230
May	1,318	1,718
June	2,389	2,341
July	3,418	
August	4,542	
September	5,636	
October	6,629	
November	7,861	
December	8,076	
January	9,109	
February	9,922	
March	10,812	
April	10,921	
May	10,961	
June	10,961	

### QUALITY

	Quantity	Base Number	Contract	AT	Region	England
% of FP17s for the same patient ID Re-attending within 3 months - Children	36	365	9.9%	10.6%	11.3%	11.5%
% of FP17s for the same patient ID Re-attending within 3 months - Adults	92	1,236	7.4%	14.5%	14.9%	15.4%
% of FP17s for the same patient ID Re-attending between 3 & 9 months - Children	238	365	65.2%	58.1%	60.0%	58.9%
% of FP17s for the same patient ID Re-attending between 3 & 9 months - Adults	887	1,236	71.8%	49.3%	52.6%	51.6%
% of FP17s for Band 1 Urgent Courses	95	1,490	6.4%	8.9%	7.9%	8.9%
% of FP17s Relating to Free Repair or Replacements	9	1,490	0.6%	0.7%	0.8%	0.8%
% of FP17s Relating to Continuations	2	1,490	0.1%	0.8%	0.9%	0.9%
% of Patients satisfied with the dentistry they have received	2	2	N/A	93.6%	93.2%	93.2%
% of Patients satisfied with the time they had to wait for an appointment	2	2	N/A	87.7%	89.1%	88.8%

\* This is based on patients treated on this contract for their most recent course of treatment. Figures in italics indicate the base number of FP17s or Patient Questionnaire responses are less than 100. N/A is shown where the base number of responses is less than 10 during the period. % is calculated as Quantity/Base number\*100

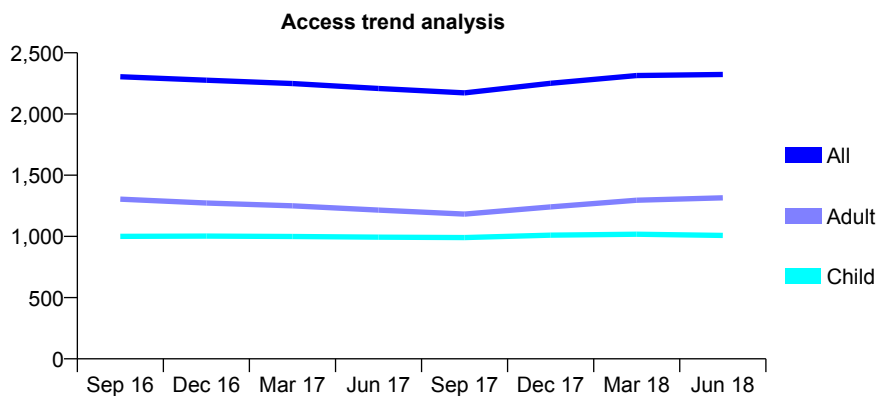
## Q58 - Vital Signs At a Glance Contract Report for 811815/0001 - June 2018

Name or company name	MR PS SANSI
Contract type name	GDS Contract
Purpose of contract	General
Contract start date	01/04/2006
Contract end date	

18/19 Contracted general activity (UDA)	4,725
Carry forward general activity (UDA)	0
18/19 Contracted orthodontic activity (UOA)	0
Carry forward orthodontic activity (UOA)	0
Baseline contract value	£133,089.65

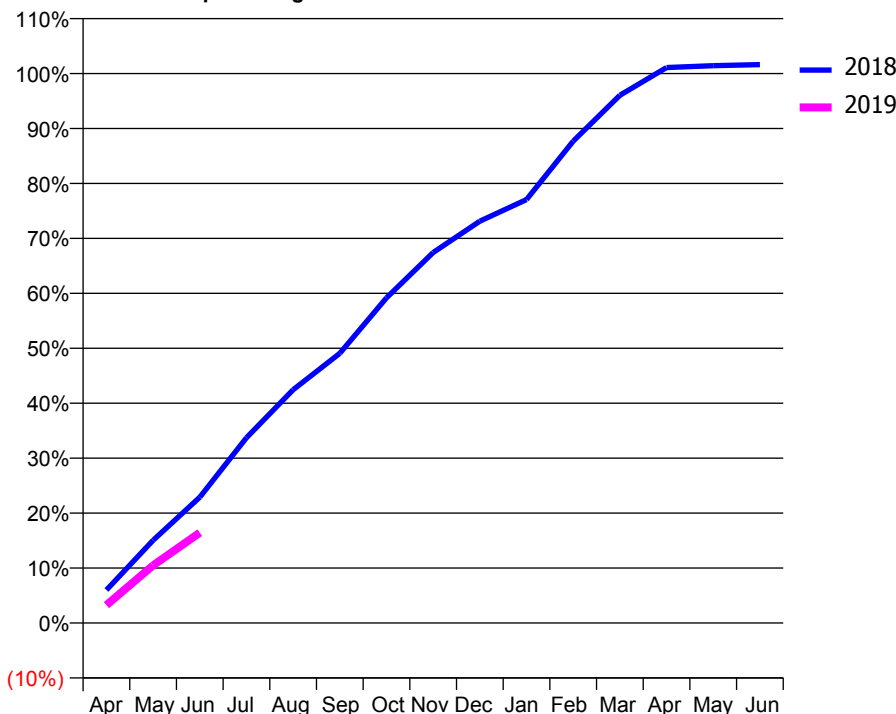
### ACCESS\*

Patients seen in 24 months	Total	Change since previous quarter
Quarter ending June 2017	2,209	
Quarter ending September 2017	2,173	↓
Quarter ending December 2017	2,251	↑
Quarter ending March 2018	2,314	↑
Quarter ending June 2018	2,323	→
<b>Variance since June 2017</b>	<b>5.2%</b>	<b>↑</b>



### ACTIVITY

Cumulative percentage of contracted UDA delivered 2018 & 2019



Adjusted Scheduled Activity (UDA)

Month	2018	2019
April	283	154
May	712	496
June	1,082	777
July	1,593	
August	2,006	
September	2,319	
October	2,796	
November	3,186	
December	3,456	
January	3,641	
February	4,144	
March	4,538	
April	4,776	
May	4,792	
June	4,802	

### QUALITY

	Quantity	Base Number	Contract	AT	Region	England
% of FP17s for the same patient ID Re-attending within 3 months - Children	23	314	7.3%	10.6%	11.3%	11.5%
% of FP17s for the same patient ID Re-attending within 3 months - Adults	56	396	14.1%	14.5%	14.9%	15.4%
% of FP17s for the same patient ID Re-attending between 3 & 9 months - Children	134	314	42.7%	58.1%	60.0%	58.9%
% of FP17s for the same patient ID Re-attending between 3 & 9 months - Adults	150	396	37.9%	49.3%	52.6%	51.6%
% of FP17s for Band 1 Urgent Courses	39	429	9.1%	8.9%	7.9%	8.9%
% of FP17s Relating to Free Repair or Replacements	0	429	0.0%	0.7%	0.8%	0.8%
% of FP17s Relating to Continuations	4	429	0.9%	0.8%	0.9%	0.9%
% of Patients satisfied with the dentistry they have received	1	1	N/A	93.6%	93.2%	93.2%
% of Patients satisfied with the time they had to wait for an appointment	1	1	N/A	87.7%	89.1%	88.8%

\* This is based on patients treated on this contract for their most recent course of treatment. Figures in italics indicate the base number of FP17s or Patient Questionnaire responses are less than 100. N/A is shown where the base number of responses is less than 10 during the period. % is calculated as Quantity/Base number\*100

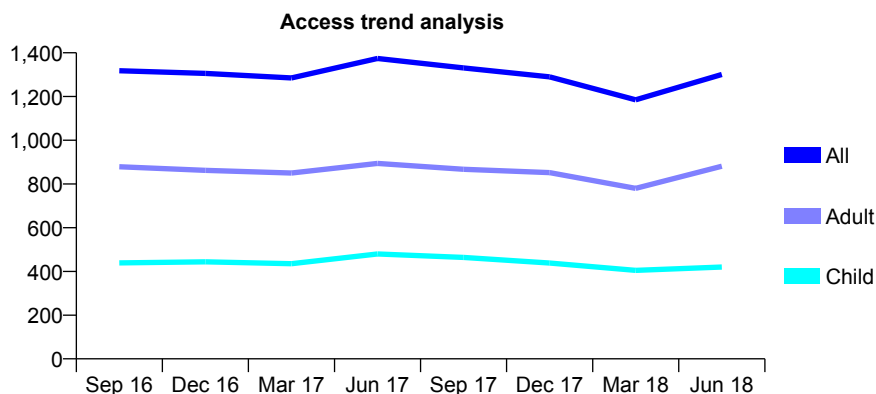
## Q58 - Vital Signs At a Glance Contract Report for 813923/0001 - June 2018

Name or company name	MR JS MANDAIR
Contract type name	GDS Contract
Purpose of contract	General
Contract start date	01/04/2006
Contract end date	

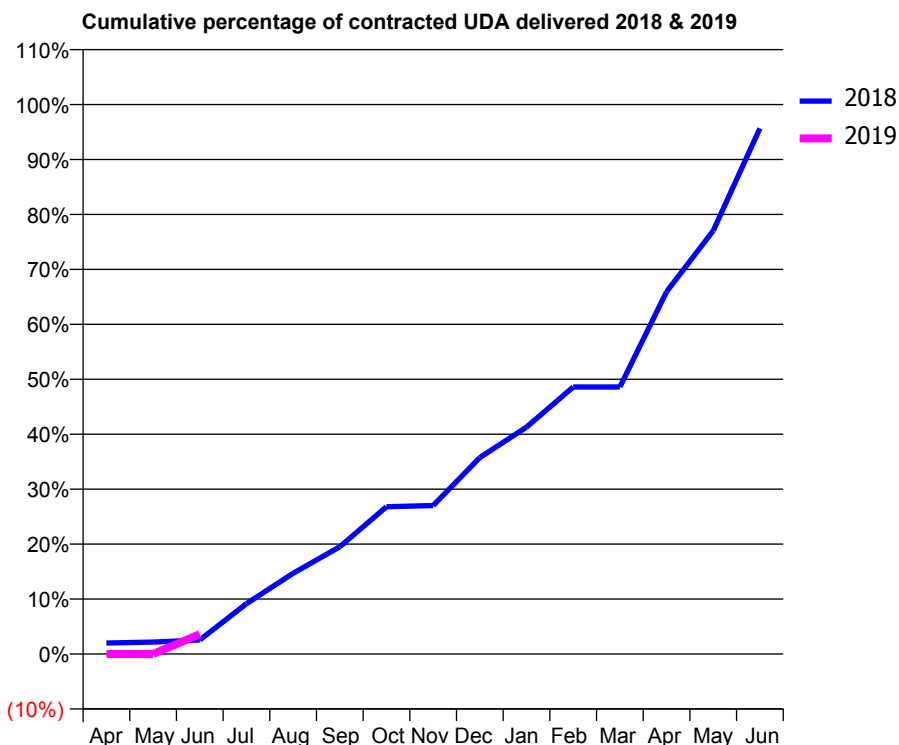
18/19 Contracted general activity (UDA)	6,659
Carry forward general activity (UDA)	0
18/19 Contracted orthodontic activity (UOA)	0
Carry forward orthodontic activity (UOA)	0
Baseline contract value	£232,756.28

### ACCESS\*

Patients seen in 24 months	Total	Change since previous quarter
Quarter ending June 2017	1,374	
Quarter ending September 2017	1,331	↓
Quarter ending December 2017	1,290	↓
Quarter ending March 2018	1,185	↓
Quarter ending June 2018	1,301	↑
<b>Variance since June 2017</b>	<b>(5.3%)</b>	<b>↓</b>



### ACTIVITY



Adjusted Scheduled Activity (UDA)		
Month	2018	2019
April	133	0
May	144	0
June	170	240
July	611	
August	978	
September	1,300	
October	1,785	
November	1,799	
December	2,382	
January	2,749	
February	3,235	
March	3,235	
April	4,390	
May	5,129	
June	6,370	

### QUALITY

	Quantity	Base Number	Contract	AT	Region	England
% of FP17s for the same patient ID Re-attending within 3 months - Children	17	125	13.6%	10.6%	11.3%	11.5%
% of FP17s for the same patient ID Re-attending within 3 months - Adults	85	400	21.3%	14.5%	14.9%	15.4%
% of FP17s for the same patient ID Re-attending between 3 & 9 months - Children	19	125	15.2%	58.1%	60.0%	58.9%
% of FP17s for the same patient ID Re-attending between 3 & 9 months - Adults	59	400	14.8%	49.3%	52.6%	51.6%
% of FP17s for Band 1 Urgent Courses	17	66	25.8%	8.9%	7.9%	8.9%
% of FP17s Relating to Free Repair or Replacements	0	66	0.0%	0.7%	0.8%	0.8%
% of FP17s Relating to Continuations	0	66	0.0%	0.8%	0.9%	0.9%
% of Patients satisfied with the dentistry they have received	2	2	N/A	93.6%	93.2%	93.2%
% of Patients satisfied with the time they had to wait for an appointment	2	2	N/A	87.7%	89.1%	88.8%

\* This is based on patients treated on this contract for their most recent course of treatment. Figures in italics indicate the base number of FP17s or Patient Questionnaire responses are less than 100. N/A is shown where the base number of responses is less than 10 during the period. % is calculated as Quantity/Base number\*100

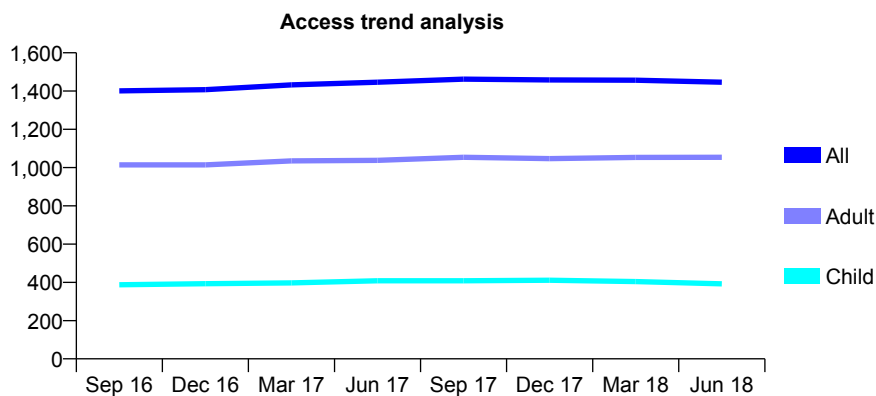
## Q58 - Vital Signs At a Glance Contract Report for 815012/0001 - June 2018

Name or company name	MR JP NORRIS
Contract type name	GDS Contract
Purpose of contract	General
Contract start date	01/04/2006
Contract end date	

18/19 Contracted general activity (UDA)	1,399
Carry forward general activity (UDA)	0
18/19 Contracted orthodontic activity (UOA)	0
Carry forward orthodontic activity (UOA)	0
Baseline contract value	£30,518.77

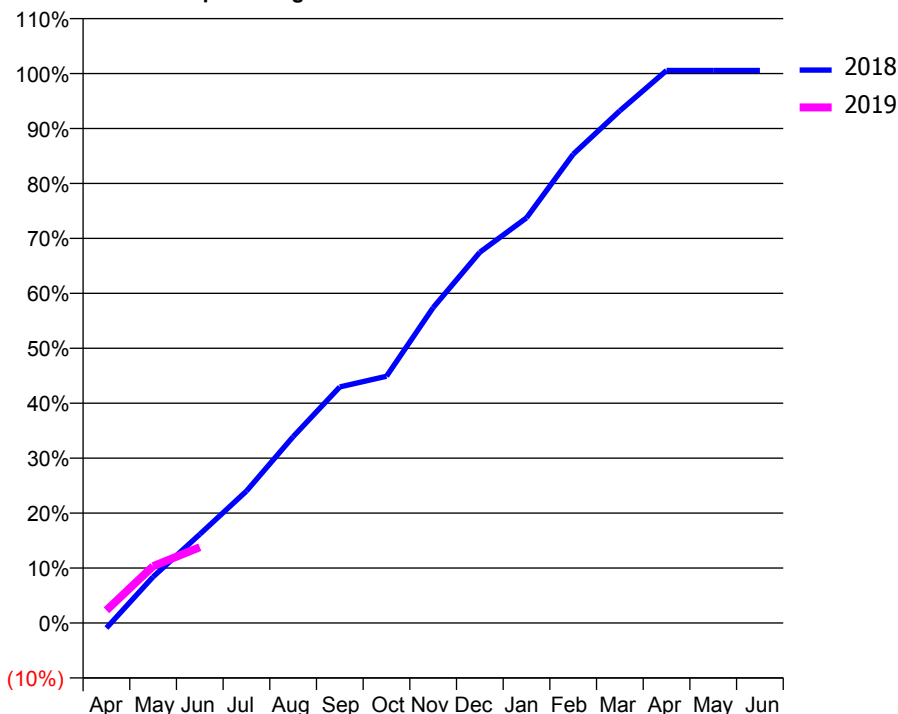
### ACCESS\*

Patients seen in 24 months	Total	Change since previous quarter
Quarter ending June 2017	1,446	
Quarter ending September 2017	1,462	→
Quarter ending December 2017	1,458	→
Quarter ending March 2018	1,457	→
Quarter ending June 2018	1,446	→
<b>Variance since June 2017</b>	<b>0.0%</b>	<b>→</b>



### ACTIVITY

Cumulative percentage of contracted UDA delivered 2018 & 2019



Month	Adjusted Scheduled Activity (UDA)	
	2018	2019
April	-13	32
May	118	145
June	226	193
July	336	
August	475	
September	601	
October	628	
November	803	
December	944	
January	1,031	
February	1,194	
March	1,304	
April	1,407	
May	1,407	
June	1,407	

### QUALITY

	Quantity	Base Number	Contract	AT	Region	England
% of FP17s for the same patient ID Re-attending within 3 months - Children	9	149	6.0%	10.6%	11.3%	11.5%
% of FP17s for the same patient ID Re-attending within 3 months - Adults	54	354	15.3%	14.5%	14.9%	15.4%
% of FP17s for the same patient ID Re-attending between 3 & 9 months - Children	98	149	65.8%	58.1%	60.0%	58.9%
% of FP17s for the same patient ID Re-attending between 3 & 9 months - Adults	228	354	64.4%	49.3%	52.6%	51.6%
% of FP17s for Band 1 Urgent Courses	10	137	7.3%	8.9%	7.9%	8.9%
% of FP17s Relating to Free Repair or Replacements	0	137	0.0%	0.7%	0.8%	0.8%
% of FP17s Relating to Continuations	0	137	0.0%	0.8%	0.9%	0.9%
% of Patients satisfied with the dentistry they have received	1	1	N/A	93.6%	93.2%	93.2%
% of Patients satisfied with the time they had to wait for an appointment	1	1	N/A	87.7%	89.1%	88.8%

\* This is based on patients treated on this contract for their most recent course of treatment. Figures in italics indicate the base number of FP17s or Patient Questionnaire responses are less than 100. N/A is shown where the base number of responses is less than 10 during the period. % is calculated as Quantity/Base number\*100



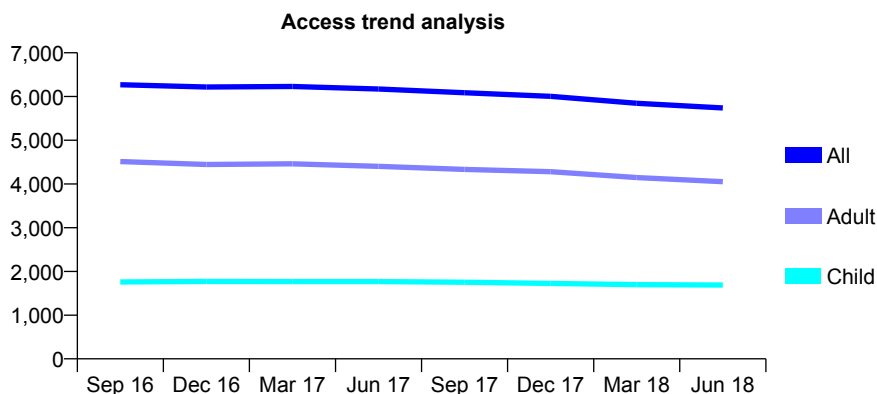
## Q58 - Vital Signs At a Glance Contract Report for 819506/0001 - June 2018

Name or company name	Naeha Waterfall
Contract type name	GDS Contract
Purpose of contract	General
Contract start date	01/06/2009
Contract end date	

18/19 Contracted general activity (UDA)	15,000
Carry forward general activity (UDA)	0
18/19 Contracted orthodontic activity (UOA)	0
Carry forward orthodontic activity (UOA)	0
Baseline contract value	£427,107.22

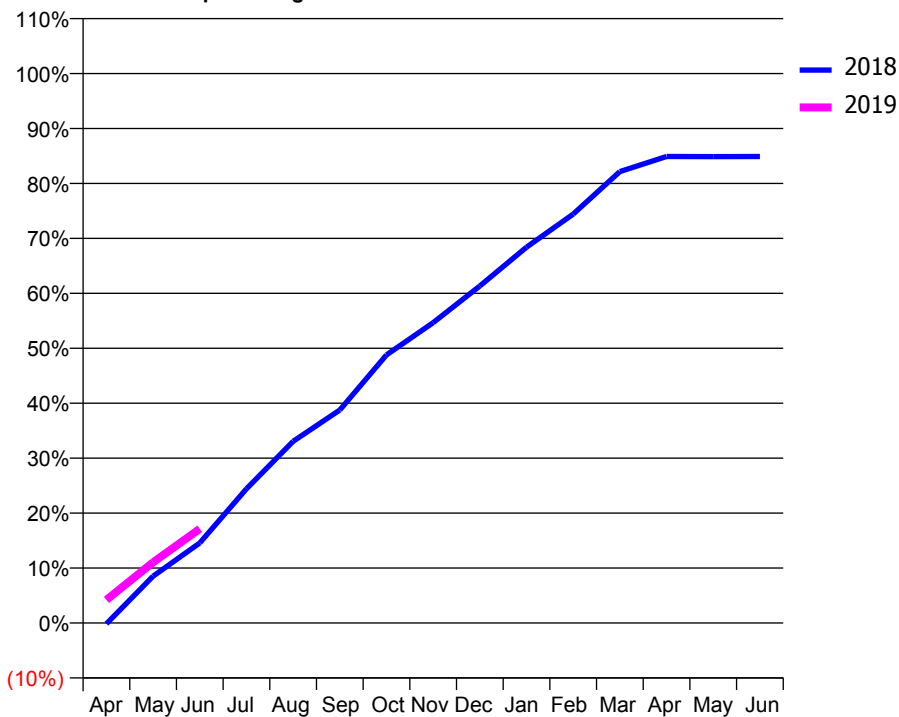
### ACCESS\*

Patients seen in 24 months	Total	Change since previous quarter
Quarter ending June 2017	6,171	
Quarter ending September 2017	6,085	↓
Quarter ending December 2017	6,005	↓
Quarter ending March 2018	5,845	↓
Quarter ending June 2018	5,739	↓
<b>Variance since June 2017</b>	<b>(7.0%)</b>	<b>↓</b>



### ACTIVITY

Cumulative percentage of contracted UDA delivered 2018 & 2019



Adjusted Scheduled Activity (UDA)

Month	2018	2019
April	-23	632
May	1,281	1,659
June	2,187	2,571
July	3,662	
August	4,958	
September	5,813	
October	7,318	
November	8,197	
December	9,200	
January	10,260	
February	11,163	
March	12,323	
April	12,734	
May	12,731	
June	12,733	

### QUALITY

	Quantity	Base Number	Contract	AT	Region	England
% of FP17s for the same patient ID Re-attending within 3 months - Children	31	644	4.8%	10.6%	11.3%	11.5%
% of FP17s for the same patient ID Re-attending within 3 months - Adults	107	1,064	10.1%	14.5%	14.9%	15.4%
% of FP17s for the same patient ID Re-attending between 3 & 9 months - Children	428	644	66.5%	58.1%	60.0%	58.9%
% of FP17s for the same patient ID Re-attending between 3 & 9 months - Adults	485	1,064	45.6%	49.3%	52.6%	51.6%
% of FP17s for Band 1 Urgent Courses	126	1,504	8.4%	8.9%	7.9%	8.9%
% of FP17s Relating to Free Repair or Replacements	13	1,504	0.9%	0.7%	0.8%	0.8%
% of FP17s Relating to Continuations	4	1,504	0.3%	0.8%	0.9%	0.9%
% of Patients satisfied with the dentistry they have received	3	3	N/A	93.6%	93.2%	93.2%
% of Patients satisfied with the time they had to wait for an appointment	3	3	N/A	87.7%	89.1%	88.8%

\* This is based on patients treated on this contract for their most recent course of treatment. Figures in italics indicate the base number of FP17s or Patient Questionnaire responses are less than 100. N/A is shown where the base number of responses is less than 10 during the period. % is calculated as Quantity/Base number\*100

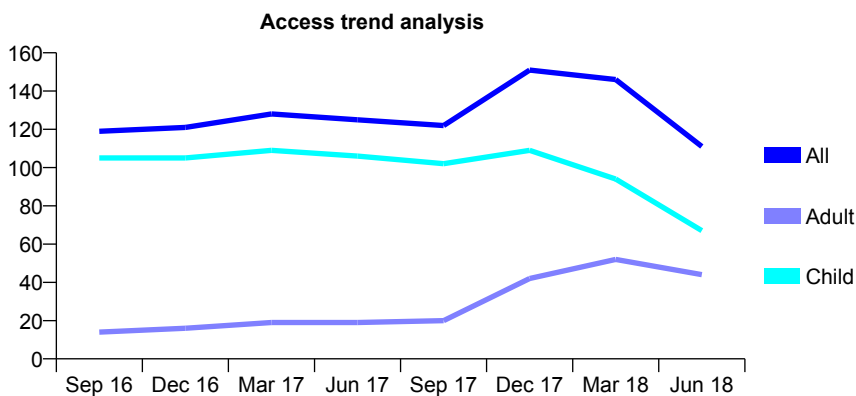
## Q58 - Vital Signs At a Glance Contract Report for 824038/0001 - June 2018

Name or company name	MR R BHATIANI
Contract type name	GDS Contract
Purpose of contract	General
Contract start date	01/04/2006
Contract end date	

18/19 Contracted general activity (UDA)	275
Carry forward general activity (UDA)	0
18/19 Contracted orthodontic activity (UOA)	0
Carry forward orthodontic activity (UOA)	0
Baseline contract value	£7,095.28

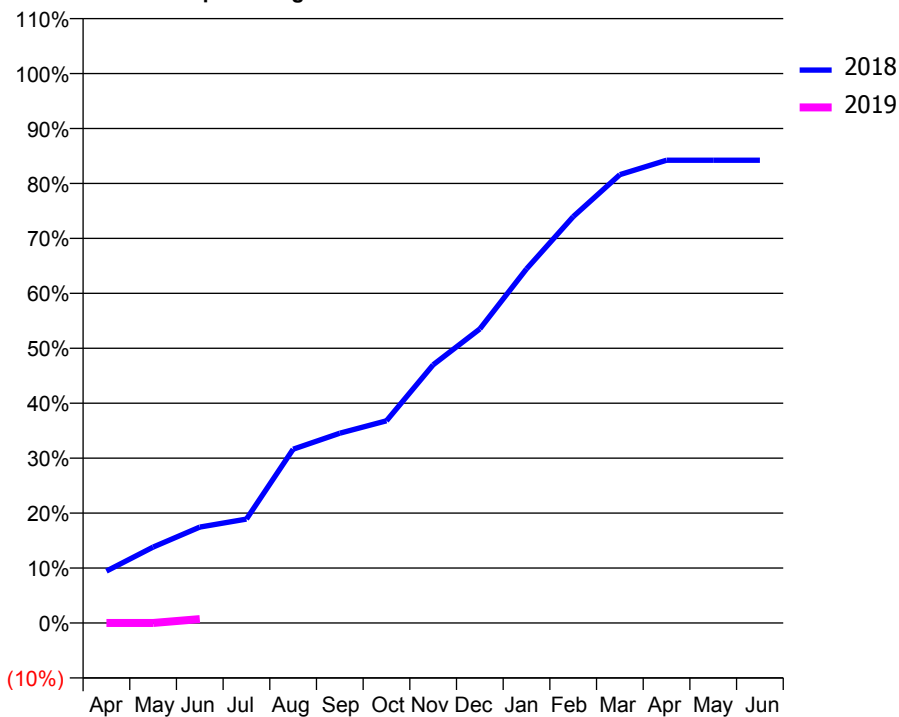
### ACCESS\*

Patients seen in 24 months	Total	Change since previous quarter
Quarter ending June 2017	125	
Quarter ending September 2017	122	↓
Quarter ending December 2017	151	↑
Quarter ending March 2018	146	↓
Quarter ending June 2018	111	↓
<b>Variance since June 2017</b>	<b>(11.2%)</b>	<b>↓</b>



### ACTIVITY

Cumulative percentage of contracted UDA delivered 2018 & 2019



Adjusted Scheduled Activity (UDA)

Month	2018	2019
April	26	0
May	38	0
June	48	2
July	52	
August	87	
September	95	
October	101	
November	129	
December	147	
January	177	
February	203	
March	224	
April	232	
May	232	
June	232	

### QUALITY

	Quantity	Base Number	Contract	AT	Region	England
% of FP17s for the same patient ID Re-attending within 3 months - Children	0	4	0.0%	10.6%	11.3%	11.5%
% of FP17s for the same patient ID Re-attending within 3 months - Adults	0	4	0.0%	14.5%	14.9%	15.4%
% of FP17s for the same patient ID Re-attending between 3 & 9 months - Children	1	4	25.0%	58.1%	60.0%	58.9%
% of FP17s for the same patient ID Re-attending between 3 & 9 months - Adults	2	4	50.0%	49.3%	52.6%	51.6%
% of FP17s for Band 1 Urgent Courses	0	2	0.0%	8.9%	7.9%	8.9%
% of FP17s Relating to Free Repair or Replacements	0	2	0.0%	0.7%	0.8%	0.8%
% of FP17s Relating to Continuations	0	2	0.0%	0.8%	0.9%	0.9%
% of Patients satisfied with the dentistry they have received	0	0	N/A	93.6%	93.2%	93.2%
% of Patients satisfied with the time they had to wait for an appointment	0	0	N/A	87.7%	89.1%	88.8%

\* This is based on patients treated on this contract for their most recent course of treatment. Figures in italics indicate the base number of FP17s or Patient Questionnaire responses are less than 100. N/A is shown where the base number of responses is less than 10 during the period. % is calculated as Quantity/Base number\*100

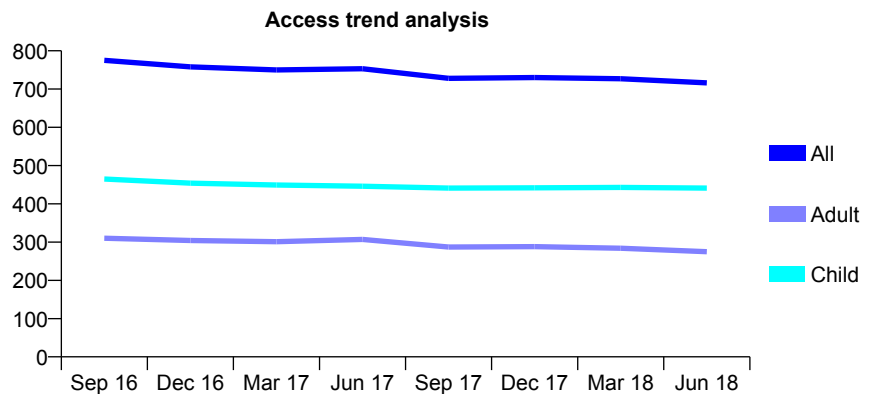
## Q58 - Vital Signs At a Glance Contract Report for 825344/0001 - June 2018

Name or company name	MR K PATEL
Contract type name	GDS Contract
Purpose of contract	General
Contract start date	01/04/2006
Contract end date	

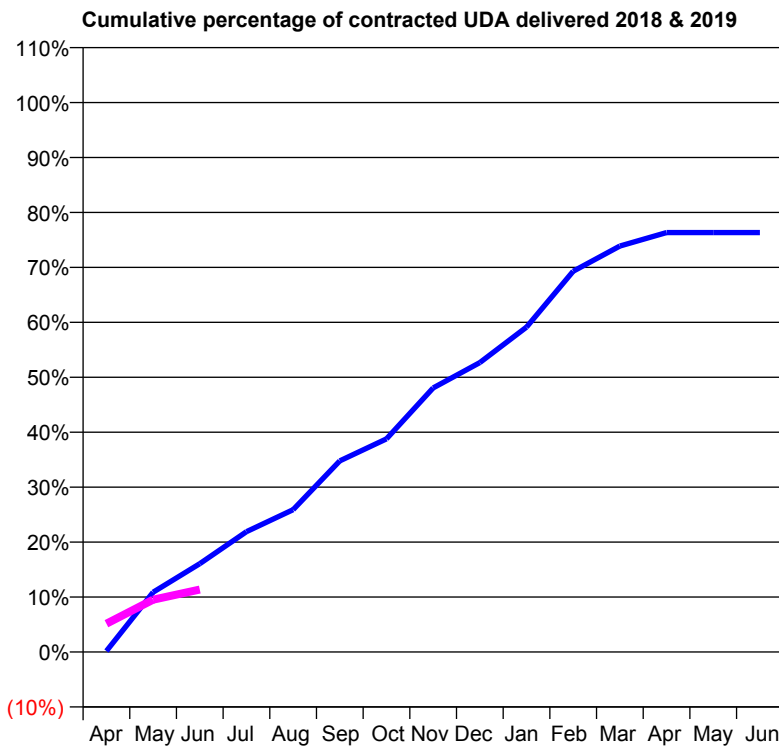
18/19 Contracted general activity (UDA)	2,800
Carry forward general activity (UDA)	0
18/19 Contracted orthodontic activity (UOA)	0
Carry forward orthodontic activity (UOA)	0
Baseline contract value	£80,851.52

### ACCESS\*

Patients seen in 24 months	Total	Change since previous quarter
Quarter ending June 2017	753	
Quarter ending September 2017	728	↓
Quarter ending December 2017	730	→
Quarter ending March 2018	727	→
Quarter ending June 2018	716	↓
<b>Variance since June 2017</b>	<b>(4.9%)</b>	<b>↓</b>



### ACTIVITY



Adjusted Scheduled Activity (UDA)		
Month	2018	2019
April	5	144
May	305	266
June	450	318
July	613	
August	726	
September	974	
October	1,086	
November	1,346	
December	1,475	
January	1,656	
February	1,940	
March	2,068	
April	2,137	
May	2,137	
June	2,137	

### QUALITY

	Quantity	Base Number	Contract	AT	Region	England
% of FP17s for the same patient ID Re-attending within 3 months - Children	9	143	6.3%	10.6%	11.3%	11.5%
% of FP17s for the same patient ID Re-attending within 3 months - Adults	12	61	19.7%	14.5%	14.9%	15.4%
% of FP17s for the same patient ID Re-attending between 3 & 9 months - Children	91	143	63.6%	58.1%	60.0%	58.9%
% of FP17s for the same patient ID Re-attending between 3 & 9 months - Adults	37	61	60.7%	49.3%	52.6%	51.6%
% of FP17s for Band 1 Urgent Courses	2	171	1.2%	8.9%	7.9%	8.9%
% of FP17s Relating to Free Repair or Replacements	0	171	0.0%	0.7%	0.8%	0.8%
% of FP17s Relating to Continuations	0	171	0.0%	0.8%	0.9%	0.9%
% of Patients satisfied with the dentistry they have received	0	0	N/A	93.6%	93.2%	93.2%
% of Patients satisfied with the time they had to wait for an appointment	0	0	N/A	87.7%	89.1%	88.8%

\* This is based on patients treated on this contract for their most recent course of treatment. Figures in italics indicate the base number of FP17s or Patient Questionnaire responses are less than 100. N/A is shown where the base number of responses is less than 10 during the period. % is calculated as Quantity/Base number\*100

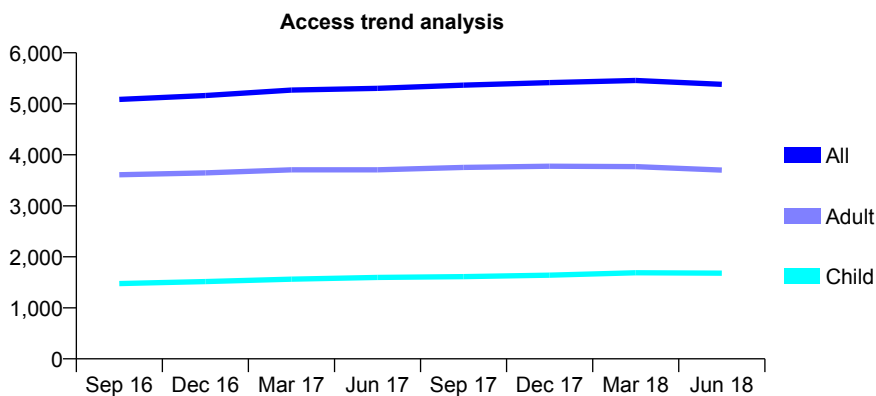
## Q58 - Vital Signs At a Glance Contract Report for 825425/0001 - June 2018

Name or company name	MR S SHAH
Contract type name	GDS Contract
Purpose of contract	General
Contract start date	01/04/2006
Contract end date	

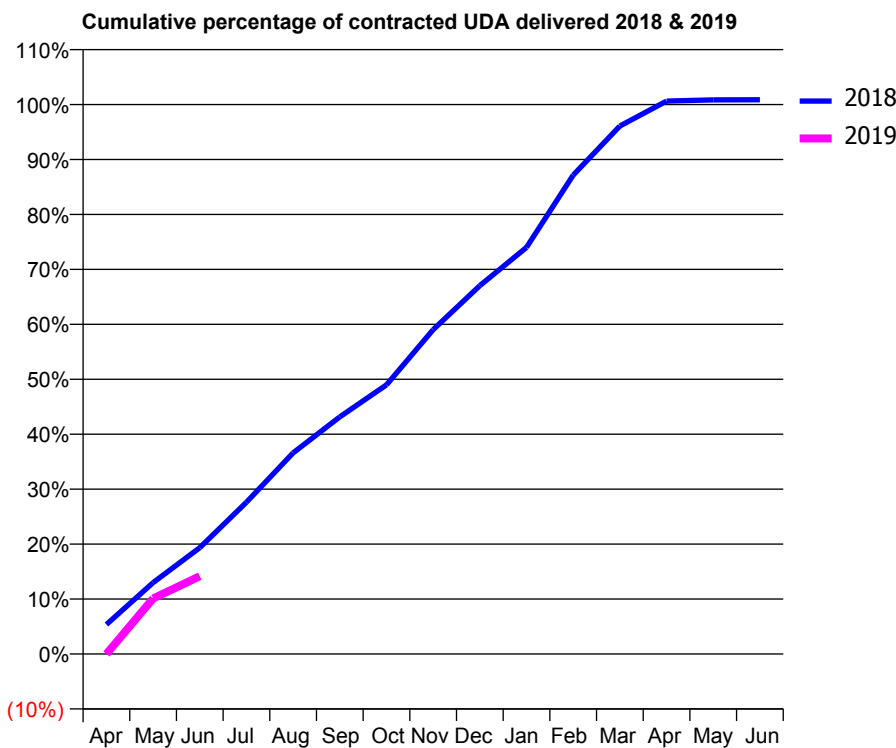
18/19 Contracted general activity (UDA)	13,962
Carry forward general activity (UDA)	0
18/19 Contracted orthodontic activity (UOA)	0
Carry forward orthodontic activity (UOA)	0
Baseline contract value	£358,812.29

### ACCESS\*

Patients seen in 24 months	Total	Change since previous quarter
Quarter ending June 2017	5,303	
Quarter ending September 2017	5,367	→
Quarter ending December 2017	5,416	→
Quarter ending March 2018	5,457	→
Quarter ending June 2018	5,382	↓
<b>Variance since June 2017</b>	<b>1.5%</b>	<b>→</b>



### ACTIVITY



Month	Adjusted Scheduled Activity (UDA)	
	2018	2019
April	749	0
May	1,815	1,410
June	2,704	1,979
July	3,856	
August	5,110	
September	6,026	
October	6,838	
November	8,240	
December	9,360	
January	10,331	
February	12,168	
March	13,414	
April	14,049	
May	14,081	
June	14,082	

### QUALITY

	Quantity	Base Number	Contract	AT	Region	England
% of FP17s for the same patient ID Re-attending within 3 months - Children	31	412	7.5%	10.6%	11.3%	11.5%
% of FP17s for the same patient ID Re-attending within 3 months - Adults	188	906	20.8%	14.5%	14.9%	15.4%
% of FP17s for the same patient ID Re-attending between 3 & 9 months - Children	226	412	54.9%	58.1%	60.0%	58.9%
% of FP17s for the same patient ID Re-attending between 3 & 9 months - Adults	358	906	39.5%	49.3%	52.6%	51.6%
% of FP17s for Band 1 Urgent Courses	128	961	13.3%	8.9%	7.9%	8.9%
% of FP17s Relating to Free Repair or Replacements	10	961	1.0%	0.7%	0.8%	0.8%
% of FP17s Relating to Continuations	12	961	1.2%	0.8%	0.9%	0.9%
% of Patients satisfied with the dentistry they have received	1	2	N/A	93.6%	93.2%	93.2%
% of Patients satisfied with the time they had to wait for an appointment	1	2	N/A	87.7%	89.1%	88.8%

\* This is based on patients treated on this contract for their most recent course of treatment. Figures in italics indicate the base number of FP17s or Patient Questionnaire responses are less than 100. N/A is shown where the base number of responses is less than 10 during the period. % is calculated as Quantity/Base number\*100

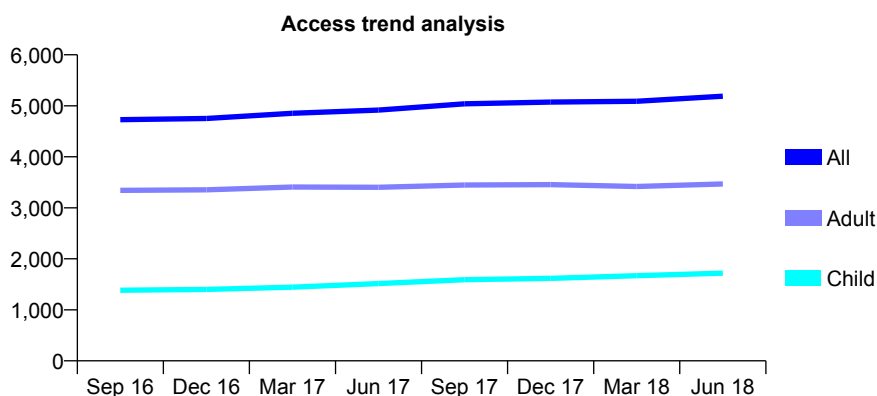
## Q58 - Vital Signs At a Glance Contract Report for 825425/0002 - June 2018

Name or company name	MR S SHAH
Contract type name	GDS Contract
Purpose of contract	General
Contract start date	01/04/2006
Contract end date	

18/19 Contracted general activity (UDA)	13,895
Carry forward general activity (UDA)	0
18/19 Contracted orthodontic activity (UOA)	0
Carry forward orthodontic activity (UOA)	0
Baseline contract value	£345,164.40

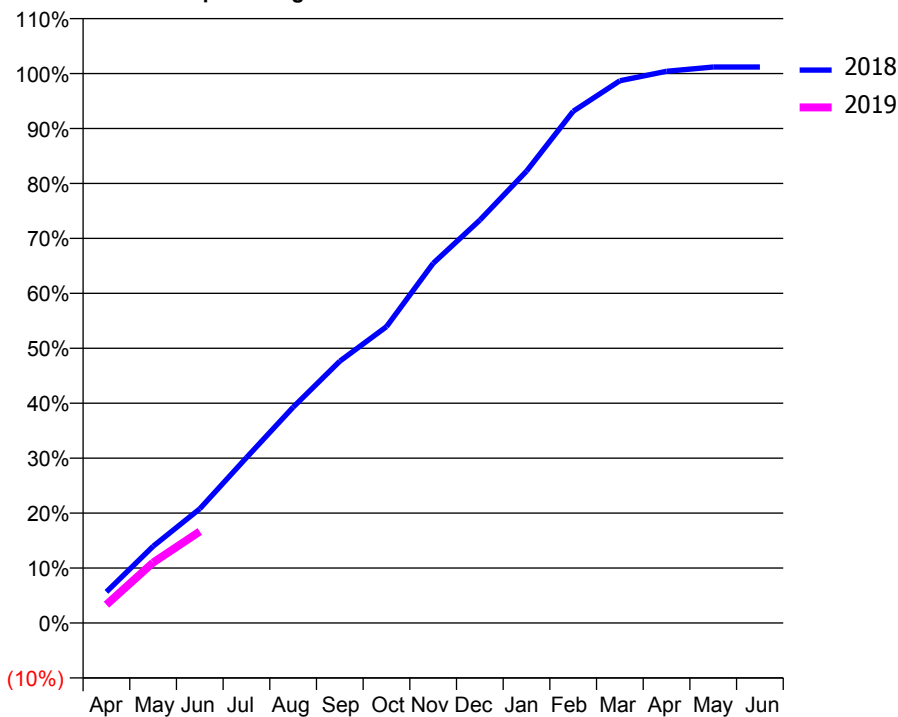
### ACCESS\*

Patients seen in 24 months	Total	Change since previous quarter
Quarter ending June 2017	4,917	
Quarter ending September 2017	5,039	↑
Quarter ending December 2017	5,072	→
Quarter ending March 2018	5,088	→
Quarter ending June 2018	5,187	→
<b>Variance since June 2017</b>	<b>5.5%</b>	<b>↑</b>



### ACTIVITY

Cumulative percentage of contracted UDA delivered 2018 & 2019



Month	Adjusted Scheduled Activity (UDA)	
	2018	2019
April	628	465
May	1,549	1,529
June	2,307	2,316
July	3,339	
August	4,358	
September	5,287	
October	5,985	
November	7,263	
December	8,135	
January	9,123	
February	10,332	
March	10,948	
April	11,139	
May	11,226	
June	11,226	

### QUALITY

	Quantity	Base Number	Contract	AT	Region	England
% of FP17s for the same patient ID Re-attending within 3 months - Children	17	460	3.7%	10.6%	11.3%	11.5%
% of FP17s for the same patient ID Re-attending within 3 months - Adults	86	777	11.1%	14.5%	14.9%	15.4%
% of FP17s for the same patient ID Re-attending between 3 & 9 months - Children	186	460	40.4%	58.1%	60.0%	58.9%
% of FP17s for the same patient ID Re-attending between 3 & 9 months - Adults	274	777	35.3%	49.3%	52.6%	51.6%
% of FP17s for Band 1 Urgent Courses	109	1,097	9.9%	8.9%	7.9%	8.9%
% of FP17s Relating to Free Repair or Replacements	6	1,097	0.5%	0.7%	0.8%	0.8%
% of FP17s Relating to Continuations	16	1,097	1.5%	0.8%	0.9%	0.9%
% of Patients satisfied with the dentistry they have received	1	1	N/A	93.6%	93.2%	93.2%
% of Patients satisfied with the time they had to wait for an appointment	1	1	N/A	87.7%	89.1%	88.8%

\* This is based on patients treated on this contract for their most recent course of treatment. Figures in italics indicate the base number of FP17s or Patient Questionnaire responses are less than 100. N/A is shown where the base number of responses is less than 10 during the period. % is calculated as Quantity/Base number\*100

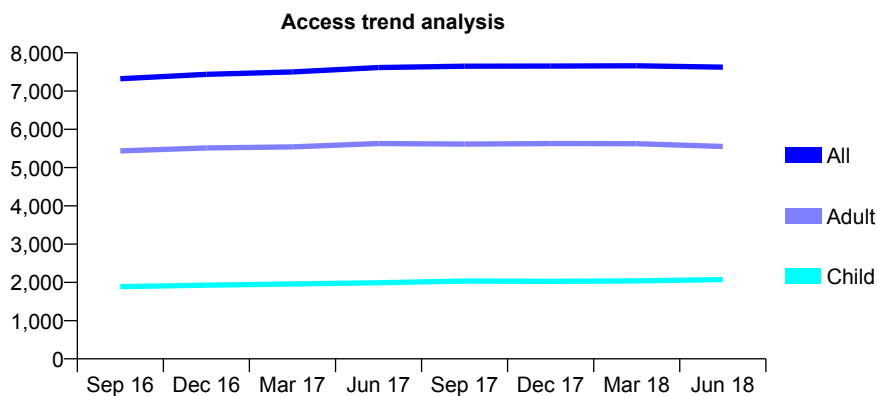
## Q58 - Vital Signs At a Glance Contract Report for 825425/0003 - June 2018

Name or company name	MR S SHAH
Contract type name	GDS Contract
Purpose of contract	General
Contract start date	01/03/2013
Contract end date	

18/19 Contracted general activity (UDA)	22,140
Carry forward general activity (UDA)	0
18/19 Contracted orthodontic activity (UOA)	0
Carry forward orthodontic activity (UOA)	0
Baseline contract value	£663,668.84

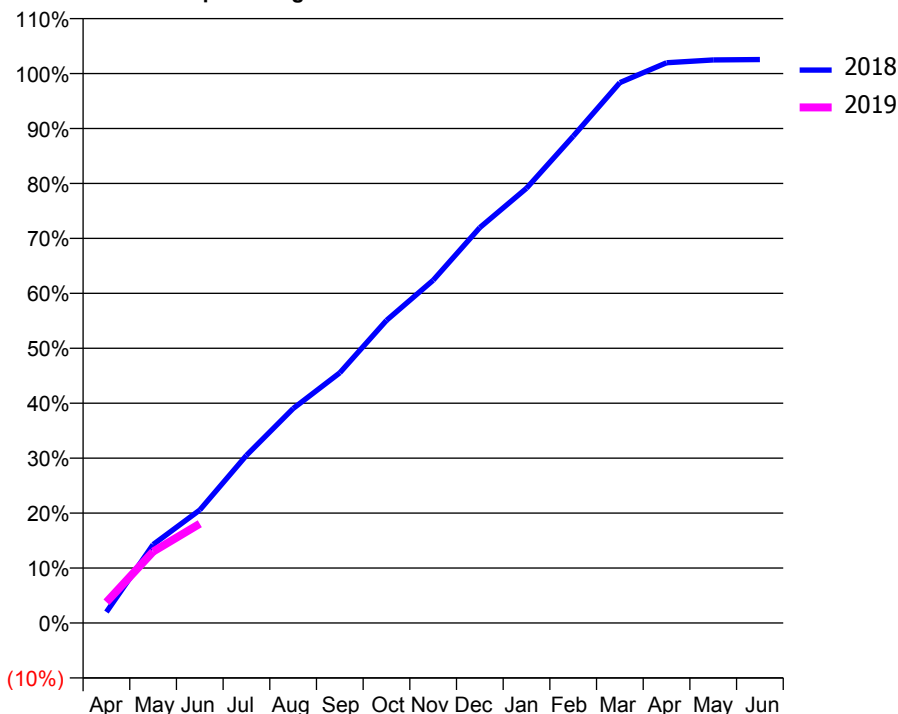
### ACCESS\*

Patients seen in 24 months	Total	Change since previous quarter
Quarter ending June 2017	7,615	
Quarter ending September 2017	7,649	→
Quarter ending December 2017	7,654	→
Quarter ending March 2018	7,661	→
Quarter ending June 2018	7,626	→
<b>Variance since June 2017</b>	<b>0.1%</b>	<b>→</b>



### ACTIVITY

Cumulative percentage of contracted UDA delivered 2018 & 2019



Month	Adjusted Scheduled Activity (UDA)	
	2018	2019
April	443	839
May	3,164	2,876
June	4,555	3,999
July	6,757	
August	8,644	
September	10,084	
October	12,196	
November	13,810	
December	15,933	
January	17,520	
February	19,611	
March	21,772	
April	22,575	
May	22,689	
June	22,705	

### QUALITY

	Quantity	Base Number	Contract	AT	Region	England
% of FP17s for the same patient ID Re-attending within 3 months - Children	40	603	6.6%	10.6%	11.3%	11.5%
% of FP17s for the same patient ID Re-attending within 3 months - Adults	242	1,376	17.6%	14.5%	14.9%	15.4%
% of FP17s for the same patient ID Re-attending between 3 & 9 months - Children	305	603	50.6%	58.1%	60.0%	58.9%
% of FP17s for the same patient ID Re-attending between 3 & 9 months - Adults	527	1,376	38.3%	49.3%	52.6%	51.6%
% of FP17s for Band 1 Urgent Courses	203	1,634	12.4%	8.9%	7.9%	8.9%
% of FP17s Relating to Free Repair or Replacements	3	1,634	0.2%	0.7%	0.8%	0.8%
% of FP17s Relating to Continuations	24	1,634	1.5%	0.8%	0.9%	0.9%
% of Patients satisfied with the dentistry they have received	7	7	N/A	93.6%	93.2%	93.2%
% of Patients satisfied with the time they had to wait for an appointment	7	7	N/A	87.7%	89.1%	88.8%

\* This is based on patients treated on this contract for their most recent course of treatment. Figures in italics indicate the base number of FP17s or Patient Questionnaire responses are less than 100. N/A is shown where the base number of responses is less than 10 during the period. % is calculated as Quantity/Base number\*100

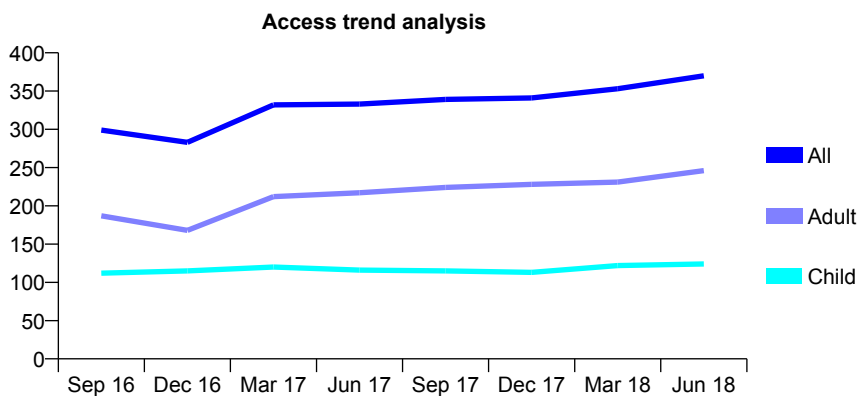
## Q58 - Vital Signs At a Glance Contract Report for 825727/0001 - June 2018

Name or company name	MR R CHAUHAN
Contract type name	GDS Contract
Purpose of contract	General
Contract start date	01/04/2006
Contract end date	

18/19 Contracted general activity (UDA)	900
Carry forward general activity (UDA)	0
18/19 Contracted orthodontic activity (UOA)	0
Carry forward orthodontic activity (UOA)	0
Baseline contract value	£29,636.77

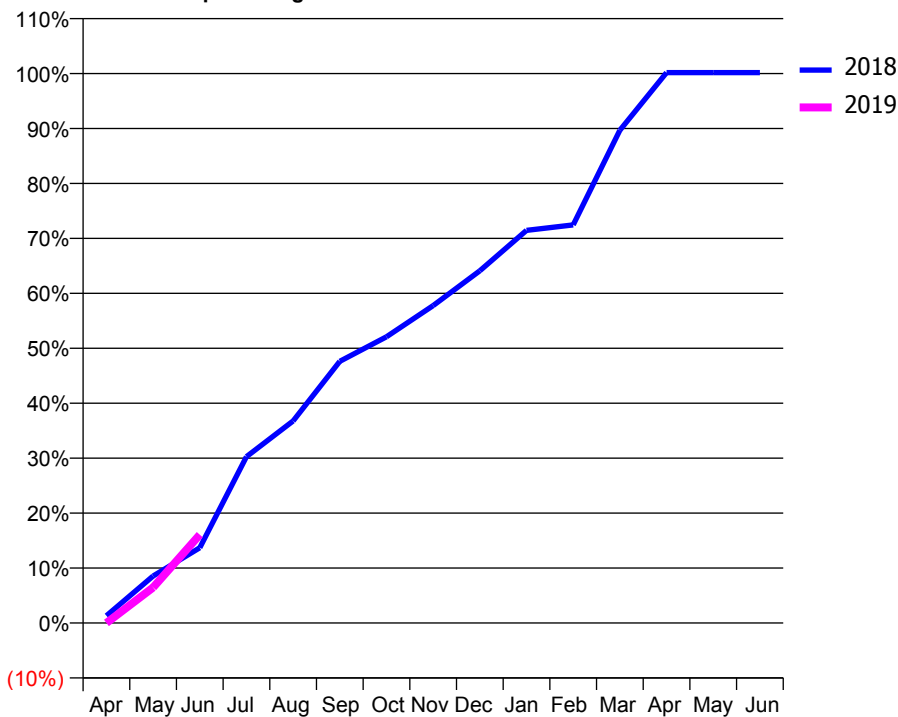
### ACCESS\*

Patients seen in 24 months	Total	Change since previous quarter
Quarter ending June 2017	333	
Quarter ending September 2017	339	→
Quarter ending December 2017	341	→
Quarter ending March 2018	353	↑
Quarter ending June 2018	370	↑
<b>Variance since June 2017</b>	<b>11.1%</b>	<b>↑</b>



### ACTIVITY

Cumulative percentage of contracted UDA delivered 2018 & 2019



### QUALITY

	Quantity	Base Number	Contract	AT	Region	England
% of FP17s for the same patient ID Re-attending within 3 months - Children	5	34	14.7%	10.6%	11.3%	11.5%
% of FP17s for the same patient ID Re-attending within 3 months - Adults	3	65	4.6%	14.5%	14.9%	15.4%
% of FP17s for the same patient ID Re-attending between 3 & 9 months - Children	12	34	35.3%	58.1%	60.0%	58.9%
% of FP17s for the same patient ID Re-attending between 3 & 9 months - Adults	7	65	10.8%	49.3%	52.6%	51.6%
% of FP17s for Band 1 Urgent Courses	3	54	5.6%	8.9%	7.9%	8.9%
% of FP17s Relating to Free Repair or Replacements	0	54	0.0%	0.7%	0.8%	0.8%
% of FP17s Relating to Continuations	0	54	0.0%	0.8%	0.9%	0.9%
% of Patients satisfied with the dentistry they have received	0	0	N/A	93.6%	93.2%	93.2%
% of Patients satisfied with the time they had to wait for an appointment	0	0	N/A	87.7%	89.1%	88.8%

\* This is based on patients treated on this contract for their most recent course of treatment. Figures in italics indicate the base number of FP17s or Patient Questionnaire responses are less than 100. N/A is shown where the base number of responses is less than 10 during the period. % is calculated as Quantity/Base number\*100

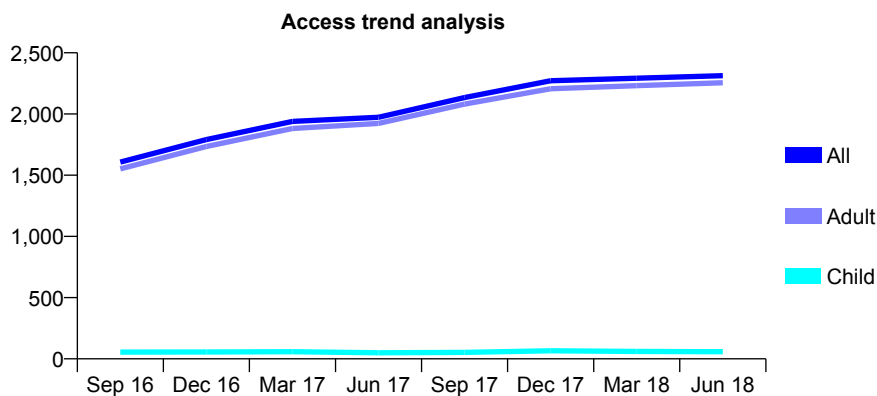
## Q58 - Vital Signs At a Glance Contract Report for 825727/0002 - June 2018

Name or company name	MR R CHAUHAN
Contract type name	PDS Contract
Purpose of contract	General
Contract start date	01/11/2006
Contract end date	31/03/2020

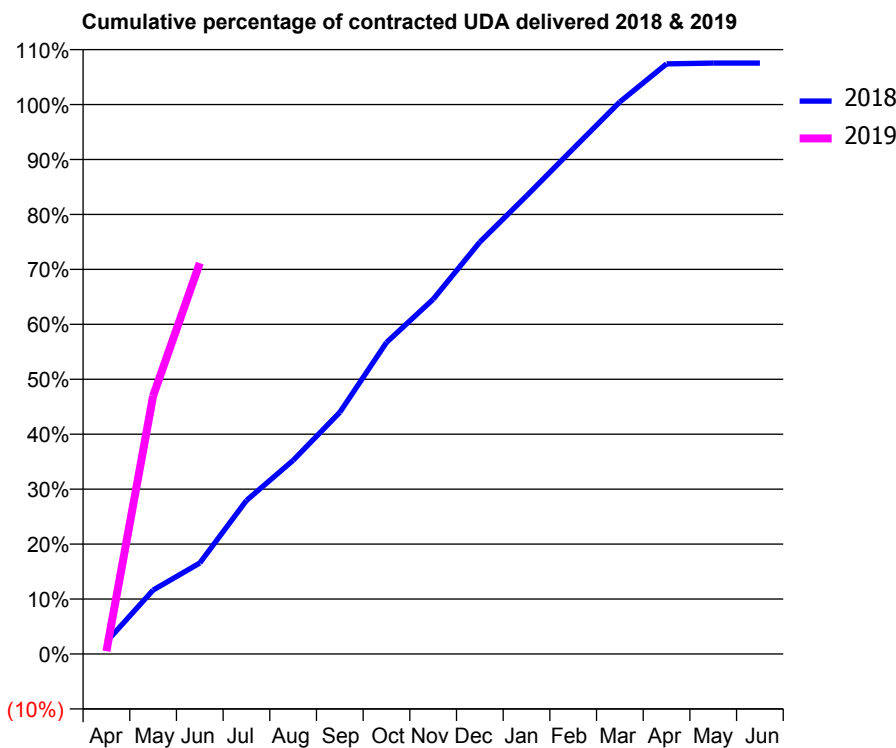
18/19 Contracted general activity (UDA)	1,750
Carry forward general activity (UDA)	0
18/19 Contracted orthodontic activity (UOA)	0
Carry forward orthodontic activity (UOA)	0
Baseline contract value	£116,667.69

### ACCESS\*

Patients seen in 24 months	Total	Change since previous quarter
Quarter ending June 2017	1,973	
Quarter ending September 2017	2,134	↑
Quarter ending December 2017	2,272	↑
Quarter ending March 2018	2,293	→
Quarter ending June 2018	2,313	→
<b>Variance since June 2017</b>	<b>17.2%</b>	<b>↑</b>



### ACTIVITY



Month	Adjusted Scheduled Activity (UDA)	
	2018	2019
April	132	9
May	692	822
June	986	1,245
July	1,664	
August	2,098	
September	2,619	
October	3,375	
November	3,843	
December	4,463	
January	4,963	
February	5,474	
March	5,982	
April	6,393	
May	6,402	
June	6,402	

### QUALITY

	Quantity	Base Number	Contract	AT	Region	England
% of FP17s for the same patient ID Re-attending within 3 months - Children	0	19	0.0%	10.6%	11.3%	11.5%
% of FP17s for the same patient ID Re-attending within 3 months - Adults	14	550	2.5%	14.5%	14.9%	15.4%
% of FP17s for the same patient ID Re-attending between 3 & 9 months - Children	0	19	0.0%	58.1%	60.0%	58.9%
% of FP17s for the same patient ID Re-attending between 3 & 9 months - Adults	7	550	1.3%	49.3%	52.6%	51.6%
% of FP17s for Band 1 Urgent Courses	0	419	0.0%	8.9%	7.9%	8.9%
% of FP17s Relating to Free Repair or Replacements	0	419	0.0%	0.7%	0.8%	0.8%
% of FP17s Relating to Continuations	1	419	0.2%	0.8%	0.9%	0.9%
% of Patients satisfied with the dentistry they have received	2	2	N/A	93.6%	93.2%	93.2%
% of Patients satisfied with the time they had to wait for an appointment	2	2	N/A	87.7%	89.1%	88.8%

\* This is based on patients treated on this contract for their most recent course of treatment. Figures in italics indicate the base number of FP17s or Patient Questionnaire responses are less than 100. N/A is shown where the base number of responses is less than 10 during the period. % is calculated as Quantity/Base number\*100



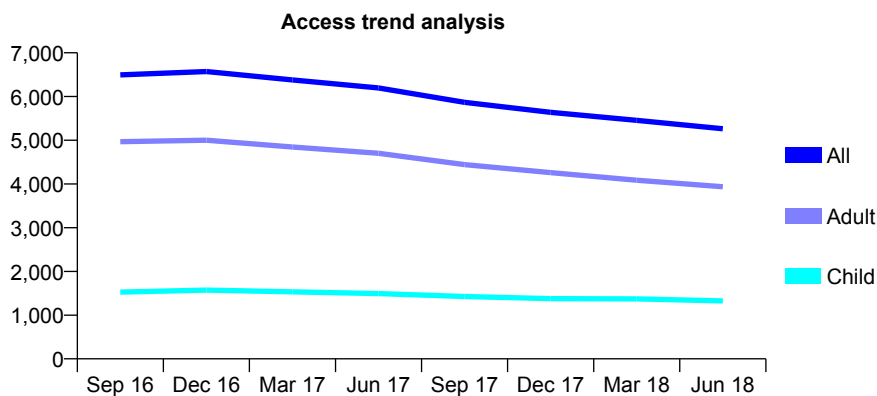
## Q58 - Vital Signs At a Glance Contract Report for 826499/0001 - June 2018

Name or company name	Letchworth Dental Surgery
Contract type name	GDS Contract
Purpose of contract	General
Contract start date	01/04/2006
Contract end date	

18/19 Contracted general activity (UDA)	18,006
Carry forward general activity (UDA)	0
18/19 Contracted orthodontic activity (UOA)	0
Carry forward orthodontic activity (UOA)	0
Baseline contract value	£469,635.05

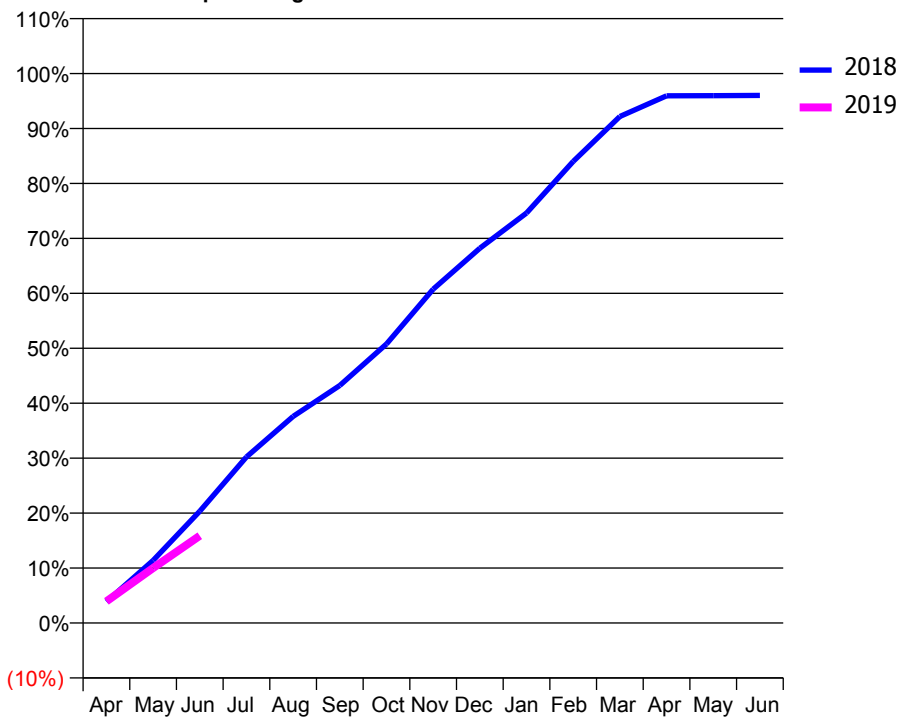
### ACCESS\*

Patients seen in 24 months	Total	Change since previous quarter
Quarter ending June 2017	6,195	
Quarter ending September 2017	5,866	↓
Quarter ending December 2017	5,637	↓
Quarter ending March 2018	5,455	↓
Quarter ending June 2018	5,262	↓
<b>Variance since June 2017</b>	<b>(15.1%)</b>	<b>↓</b>



### ACTIVITY

Cumulative percentage of contracted UDA delivered 2018 & 2019



Adjusted Scheduled Activity (UDA)

Month	2018	2019
April	545	710
May	1,595	1,800
June	2,851	2,859
July	4,233	
August	5,268	
September	6,054	
October	7,113	
November	8,509	
December	9,552	
January	10,451	
February	11,766	
March	12,911	
April	13,438	
May	13,439	
June	13,446	

### QUALITY

	Quantity	Base Number	Contract	AT	Region	England
% of FP17s for the same patient ID Re-attending within 3 months - Children	17	373	4.6%	10.6%	11.3%	11.5%
% of FP17s for the same patient ID Re-attending within 3 months - Adults	134	995	13.5%	14.5%	14.9%	15.4%
% of FP17s for the same patient ID Re-attending between 3 & 9 months - Children	148	373	39.7%	58.1%	60.0%	58.9%
% of FP17s for the same patient ID Re-attending between 3 & 9 months - Adults	336	995	33.8%	49.3%	52.6%	51.6%
% of FP17s for Band 1 Urgent Courses	74	1,151	6.4%	8.9%	7.9%	8.9%
% of FP17s Relating to Free Repair or Replacements	13	1,151	1.1%	0.7%	0.8%	0.8%
% of FP17s Relating to Continuations	10	1,151	0.9%	0.8%	0.9%	0.9%
% of Patients satisfied with the dentistry they have received	3	4	N/A	93.6%	93.2%	93.2%
% of Patients satisfied with the time they had to wait for an appointment	4	4	N/A	87.7%	89.1%	88.8%

\* This is based on patients treated on this contract for their most recent course of treatment. Figures in italics indicate the base number of FP17s or Patient Questionnaire responses are less than 100. N/A is shown where the base number of responses is less than 10 during the period. % is calculated as Quantity/Base number\*100

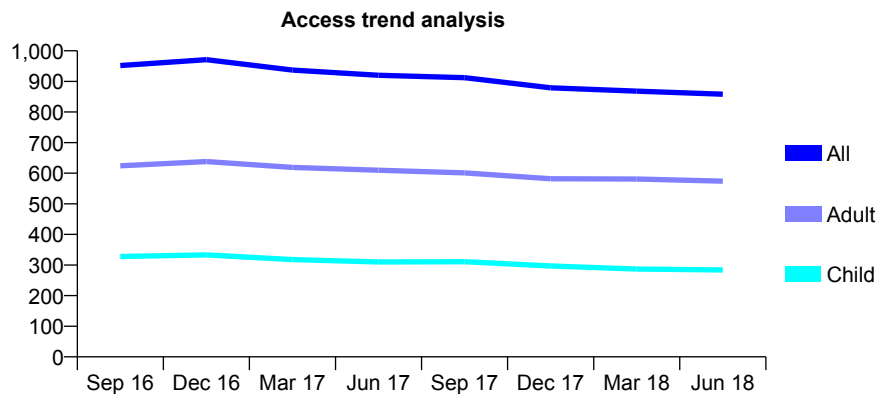
## Q58 - Vital Signs At a Glance Contract Report for 829129/0001 - June 2018

Name or company name	MR SC MICHAELS
Contract type name	GDS Contract
Purpose of contract	General
Contract start date	01/04/2006
Contract end date	

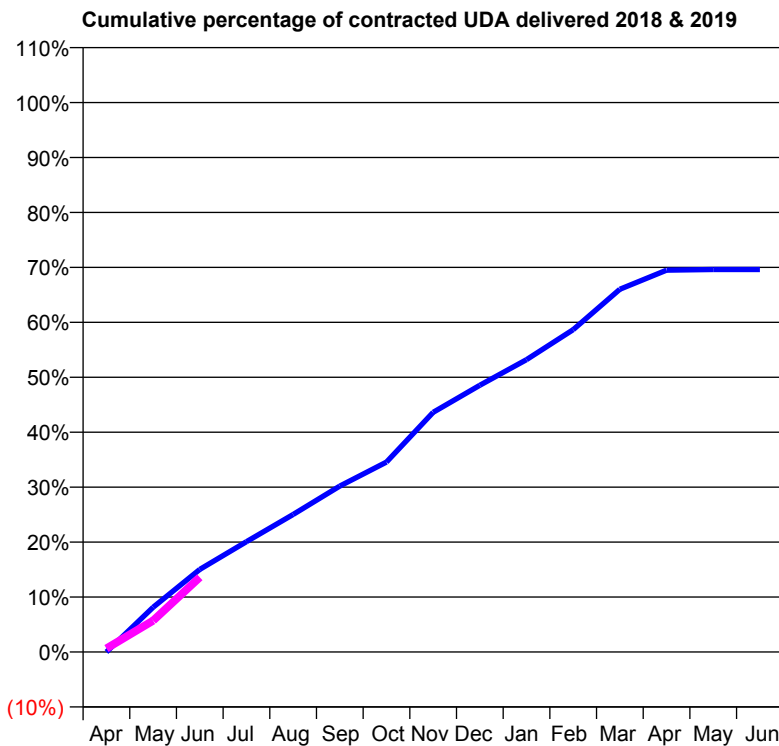
18/19 Contracted general activity (UDA)	2,486
Carry forward general activity (UDA)	0
18/19 Contracted orthodontic activity (UOA)	0
Carry forward orthodontic activity (UOA)	0
Baseline contract value	£60,777.88

### ACCESS\*

Patients seen in 24 months	Total	Change since previous quarter
Quarter ending June 2017	920	
Quarter ending September 2017	912	→
Quarter ending December 2017	879	↓
Quarter ending March 2018	868	↓
Quarter ending June 2018	858	↓
<b>Variance since June 2017</b>	<b>(6.7%)</b>	<b>↓</b>



### ACTIVITY



Month	Adjusted Scheduled Activity (UDA)	
	2018	2019
April	0	16
May	202	142
June	374	338
July	499	
August	622	
September	751	
October	859	
November	1,084	
December	1,207	
January	1,322	
February	1,458	
March	1,641	
April	1,727	
May	1,730	
June	1,730	

### QUALITY

	Quantity	Base Number	Contract	AT	Region	England
% of FP17s for the same patient ID Re-attending within 3 months - Children	7	123	5.7%	10.6%	11.3%	11.5%
% of FP17s for the same patient ID Re-attending within 3 months - Adults	14	185	7.6%	14.5%	14.9%	15.4%
% of FP17s for the same patient ID Re-attending between 3 & 9 months - Children	80	123	65.0%	58.1%	60.0%	58.9%
% of FP17s for the same patient ID Re-attending between 3 & 9 months - Adults	122	185	65.9%	49.3%	52.6%	51.6%
% of FP17s for Band 1 Urgent Courses	7	247	2.8%	8.9%	7.9%	8.9%
% of FP17s Relating to Free Repair or Replacements	2	247	0.8%	0.7%	0.8%	0.8%
% of FP17s Relating to Continuations	0	247	0.0%	0.8%	0.9%	0.9%
% of Patients satisfied with the dentistry they have received	0	0	N/A	93.6%	93.2%	93.2%
% of Patients satisfied with the time they had to wait for an appointment	0	0	N/A	87.7%	89.1%	88.8%

\* This is based on patients treated on this contract for their most recent course of treatment. Figures in italics indicate the base number of FP17s or Patient Questionnaire responses are less than 100. N/A is shown where the base number of responses is less than 10 during the period. % is calculated as Quantity/Base number\*100

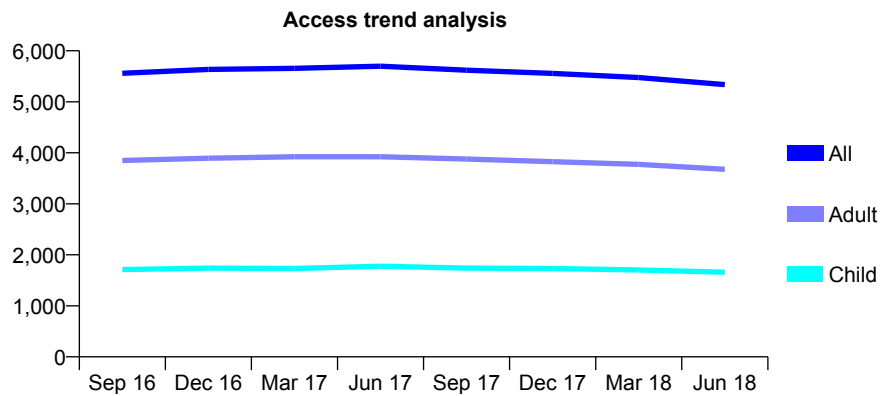
## Q58 - Vital Signs At a Glance Contract Report for 835196/0001 - June 2018

Name or company name	MISS SR MUSTAFA
Contract type name	GDS Contract
Purpose of contract	General
Contract start date	01/04/2006
Contract end date	

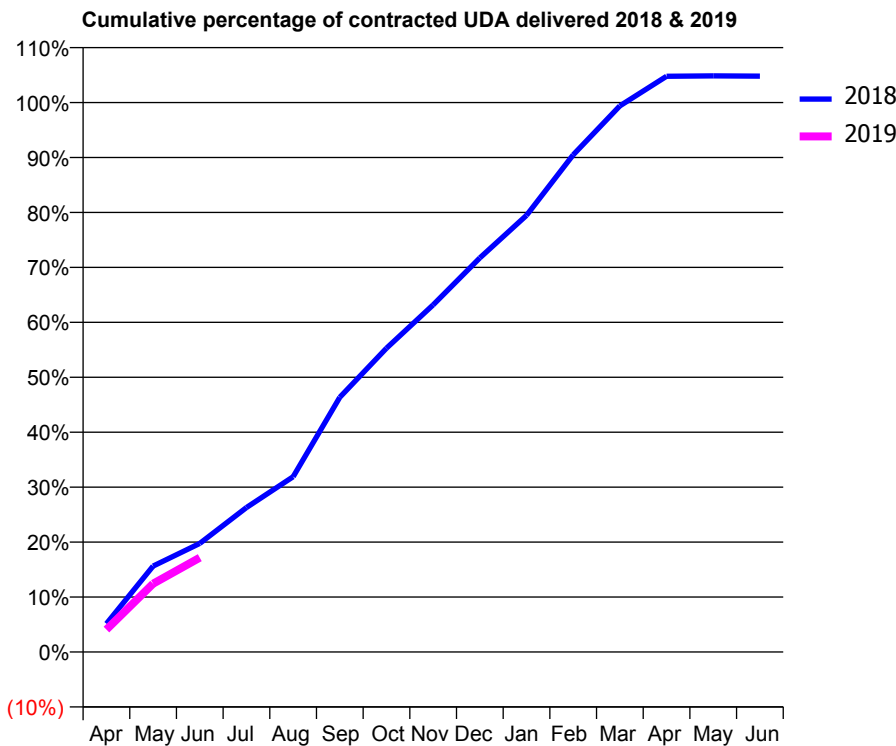
18/19 Contracted general activity (UDA)	11,319
Carry forward general activity (UDA)	0
18/19 Contracted orthodontic activity (UOA)	0
Carry forward orthodontic activity (UOA)	0
Baseline contract value	£314,446.11

### ACCESS\*

Patients seen in 24 months	Total	Change since previous quarter
Quarter ending June 2017	5,699	
Quarter ending September 2017	5,619	↓
Quarter ending December 2017	5,558	↓
Quarter ending March 2018	5,477	↓
Quarter ending June 2018	5,336	↓
<b>Variance since June 2017</b>	<b>(6.4%)</b>	<b>↓</b>



### ACTIVITY



Month	Adjusted Scheduled Activity (UDA)	
	2018	2019
April	583	463
May	1,772	1,406
June	2,238	1,945
July	2,976	
August	3,610	
September	5,246	
October	6,259	
November	7,153	
December	8,119	
January	8,994	
February	10,240	
March	11,250	
April	11,860	
May	11,867	
June	11,863	

### QUALITY

	Quantity	Base Number	Contract	AT	Region	England
% of FP17s for the same patient ID Re-attending within 3 months - Children	18	437	4.1%	10.6%	11.3%	11.5%
% of FP17s for the same patient ID Re-attending within 3 months - Adults	133	925	14.4%	14.5%	14.9%	15.4%
% of FP17s for the same patient ID Re-attending between 3 & 9 months - Children	235	437	53.8%	58.1%	60.0%	58.9%
% of FP17s for the same patient ID Re-attending between 3 & 9 months - Adults	476	925	51.5%	49.3%	52.6%	51.6%
% of FP17s for Band 1 Urgent Courses	98	1,077	9.1%	8.9%	7.9%	8.9%
% of FP17s Relating to Free Repair or Replacements	2	1,077	0.2%	0.7%	0.8%	0.8%
% of FP17s Relating to Continuations	1	1,077	0.1%	0.8%	0.9%	0.9%
% of Patients satisfied with the dentistry they have received	3	3	N/A	93.6%	93.2%	93.2%
% of Patients satisfied with the time they had to wait for an appointment	3	3	N/A	87.7%	89.1%	88.8%

\* This is based on patients treated on this contract for their most recent course of treatment. Figures in italics indicate the base number of FP17s or Patient Questionnaire responses are less than 100. N/A is shown where the base number of responses is less than 10 during the period. % is calculated as Quantity/Base number\*100

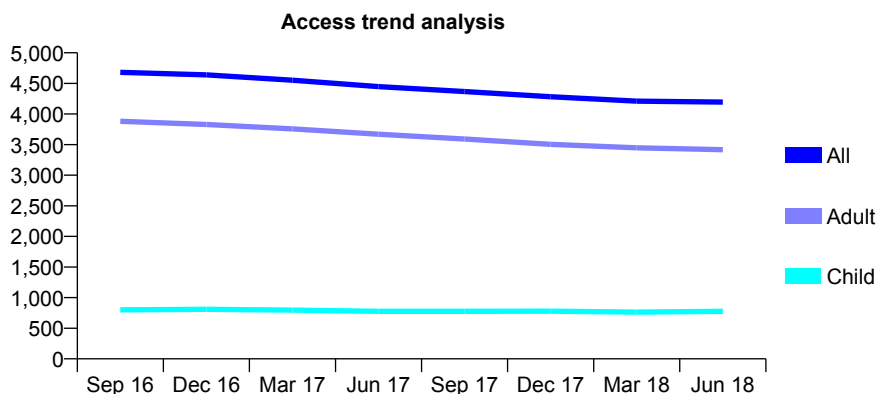
## Q58 - Vital Signs At a Glance Contract Report for 836346/0001 - June 2018

Name or company name	Mr A. & N. Badiani
Contract type name	GDS Contract
Purpose of contract	General
Contract start date	01/04/2006
Contract end date	

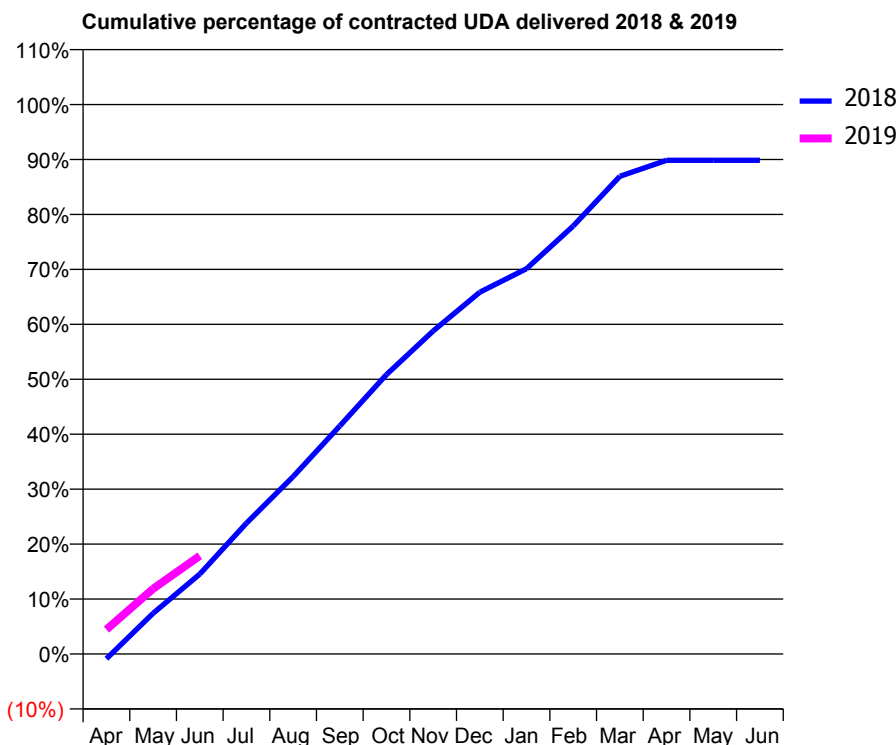
18/19 Contracted general activity (UDA)	10,000
Carry forward general activity (UDA)	0
18/19 Contracted orthodontic activity (UOA)	0
Carry forward orthodontic activity (UOA)	0
Baseline contract value	£230,202.80

### ACCESS\*

Patients seen in 24 months	Total	Change since previous quarter
Quarter ending June 2017	4,447	
Quarter ending September 2017	4,368	↓
Quarter ending December 2017	4,282	↓
Quarter ending March 2018	4,210	↓
Quarter ending June 2018	4,195	→
<b>Variance since June 2017</b>	<b>(5.7%)</b>	<b>↓</b>



### ACTIVITY



Month	Adjusted Scheduled Activity (UDA)	
	2018	2019
April	-88	446
May	740	1,188
June	1,456	1,788
July	2,381	
August	3,228	
September	4,152	
October	5,085	
November	5,878	
December	6,585	
January	7,012	
February	7,788	
March	8,694	
April	8,984	
May	8,985	
June	8,985	

### QUALITY

	Quantity	Base Number	Contract	AT	Region	England
% of FP17s for the same patient ID Re-attending within 3 months - Children	9	252	3.6%	10.6%	11.3%	11.5%
% of FP17s for the same patient ID Re-attending within 3 months - Adults	133	1,091	12.2%	14.5%	14.9%	15.4%
% of FP17s for the same patient ID Re-attending between 3 & 9 months - Children	144	252	57.1%	58.1%	60.0%	58.9%
% of FP17s for the same patient ID Re-attending between 3 & 9 months - Adults	575	1,091	52.7%	49.3%	52.6%	51.6%
% of FP17s for Band 1 Urgent Courses	156	1,177	13.3%	8.9%	7.9%	8.9%
% of FP17s Relating to Free Repair or Replacements	2	1,177	0.2%	0.7%	0.8%	0.8%
% of FP17s Relating to Continuations	0	1,177	0.0%	0.8%	0.9%	0.9%
% of Patients satisfied with the dentistry they have received	9	9	N/A	93.6%	93.2%	93.2%
% of Patients satisfied with the time they had to wait for an appointment	8	9	N/A	87.7%	89.1%	88.8%

\* This is based on patients treated on this contract for their most recent course of treatment. Figures in italics indicate the base number of FP17s or Patient Questionnaire responses are less than 100. N/A is shown where the base number of responses is less than 10 during the period. % is calculated as Quantity/Base number\*100

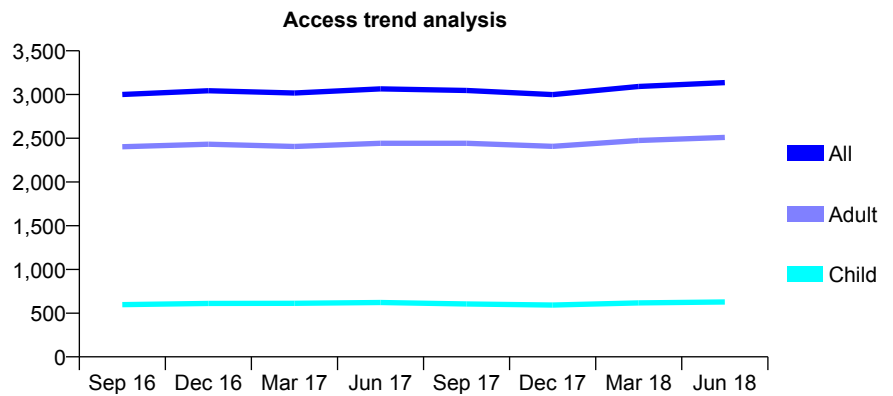
## Q58 - Vital Signs At a Glance Contract Report for 846635/0002 - June 2018

Name or company name	MR D GHAMARI SAIR
Contract type name	GDS Contract
Purpose of contract	General
Contract start date	01/08/2011
Contract end date	

18/19 Contracted general activity (UDA)	8,217
Carry forward general activity (UDA)	0
18/19 Contracted orthodontic activity (UOA)	0
Carry forward orthodontic activity (UOA)	0
Baseline contract value	£265,083.55

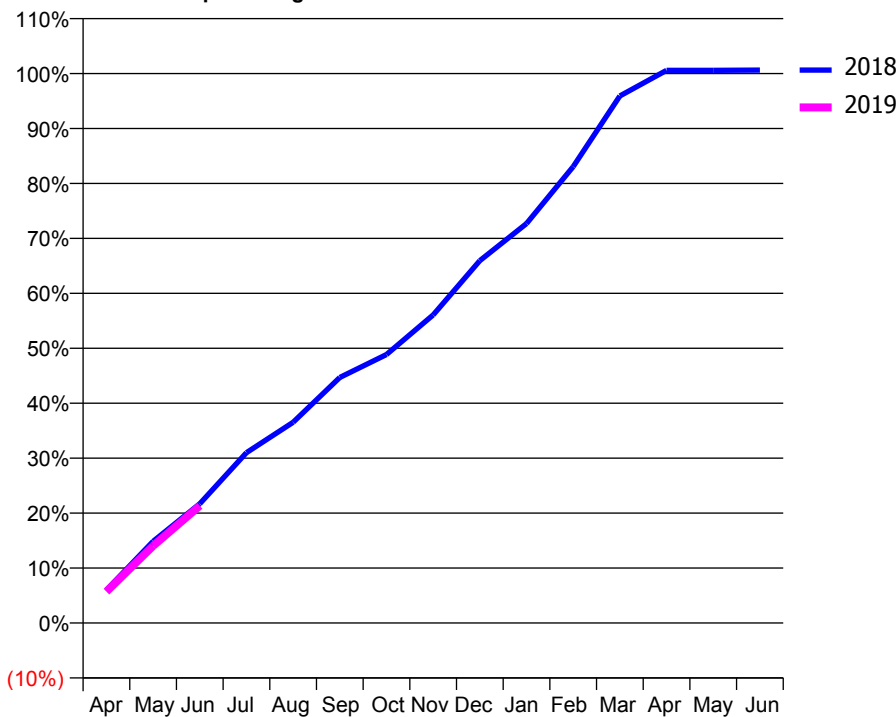
### ACCESS\*

Patients seen in 24 months	Total	Change since previous quarter
Quarter ending June 2017	3,065	
Quarter ending September 2017	3,047	→
Quarter ending December 2017	2,999	↓
Quarter ending March 2018	3,092	↑
Quarter ending June 2018	3,136	→
<b>Variance since June 2017</b>	<b>2.3%</b>	<b>↑</b>



### ACTIVITY

Cumulative percentage of contracted UDA delivered 2018 & 2019



Month	Adjusted Scheduled Activity (UDA)	
	2018	2019
April	493	469
May	1,221	1,153
June	1,785	1,754
July	2,548	
August	3,001	
September	3,672	
October	4,014	
November	4,607	
December	5,418	
January	5,974	
February	6,824	
March	7,881	
April	8,265	
May	8,265	
June	8,268	

### QUALITY

	Quantity	Base Number	Contract	AT	Region	England
% of FP17s for the same patient ID Re-attending within 3 months - Children	17	180	9.4%	10.6%	11.3%	11.5%
% of FP17s for the same patient ID Re-attending within 3 months - Adults	134	693	19.3%	14.5%	14.9%	15.4%
% of FP17s for the same patient ID Re-attending between 3 & 9 months - Children	101	180	56.1%	58.1%	60.0%	58.9%
% of FP17s for the same patient ID Re-attending between 3 & 9 months - Adults	255	693	36.8%	49.3%	52.6%	51.6%
% of FP17s for Band 1 Urgent Courses	92	742	12.4%	8.9%	7.9%	8.9%
% of FP17s Relating to Free Repair or Replacements	13	742	1.8%	0.7%	0.8%	0.8%
% of FP17s Relating to Continuations	4	742	0.5%	0.8%	0.9%	0.9%
% of Patients satisfied with the dentistry they have received	1	1	N/A	93.6%	93.2%	93.2%
% of Patients satisfied with the time they had to wait for an appointment	1	1	N/A	87.7%	89.1%	88.8%

\* This is based on patients treated on this contract for their most recent course of treatment. Figures in italics indicate the base number of FP17s or Patient Questionnaire responses are less than 100. N/A is shown where the base number of responses is less than 10 during the period. % is calculated as Quantity/Base number\*100

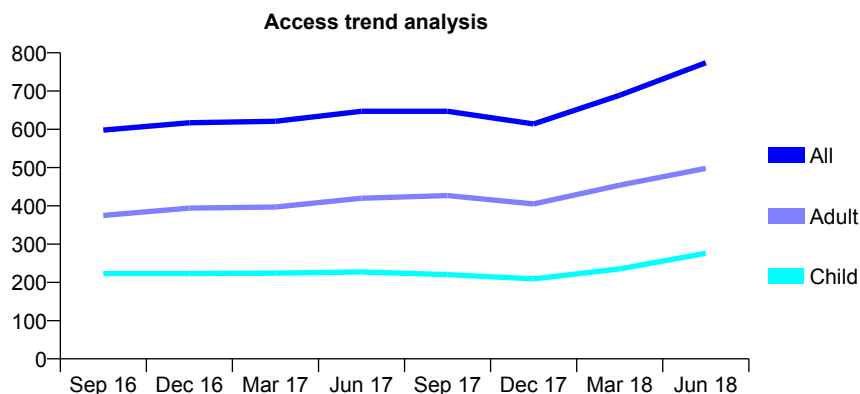
## Q58 - Vital Signs At a Glance Contract Report for 852872/0001 - June 2018

Name or company name	MR RK VARMA
Contract type name	GDS Contract
Purpose of contract	General
Contract start date	01/04/2006
Contract end date	

18/19 Contracted general activity (UDA)	1,916
Carry forward general activity (UDA)	0
18/19 Contracted orthodontic activity (UOA)	0
Carry forward orthodontic activity (UOA)	0
Baseline contract value	£44,749.76

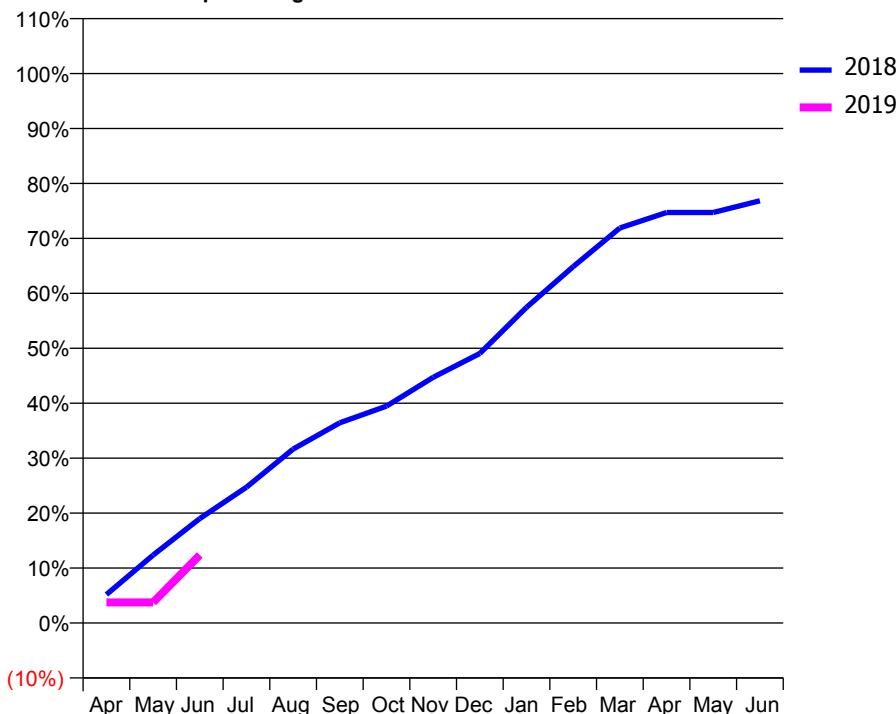
### ACCESS\*

Patients seen in 24 months	Total	Change since previous quarter
Quarter ending June 2017	647	
Quarter ending September 2017	647	→
Quarter ending December 2017	614	↓
Quarter ending March 2018	689	↑
Quarter ending June 2018	774	↑
<b>Variance since June 2017</b>	<b>19.6%</b>	<b>↑</b>



### ACTIVITY

Cumulative percentage of contracted UDA delivered 2018 & 2019



Adjusted Scheduled Activity (UDA)		
Month	2018	2019
April	99	72
May	237	72
June	364	237
July	474	
August	606	
September	698	
October	756	
November	857	
December	940	
January	1,101	
February	1,243	
March	1,377	
April	1,431	
May	1,431	
June	1,472	

### QUALITY

	Quantity	Base Number	Contract	AT	Region	England
% of FP17s for the same patient ID Re-attending within 3 months - Children	6	112	5.4%	10.6%	11.3%	11.5%
% of FP17s for the same patient ID Re-attending within 3 months - Adults	7	146	4.8%	14.5%	14.9%	15.4%
% of FP17s for the same patient ID Re-attending between 3 & 9 months - Children	59	112	52.7%	58.1%	60.0%	58.9%
% of FP17s for the same patient ID Re-attending between 3 & 9 months - Adults	86	146	58.9%	49.3%	52.6%	51.6%
% of FP17s for Band 1 Urgent Courses	12	179	6.7%	8.9%	7.9%	8.9%
% of FP17s Relating to Free Repair or Replacements	0	179	0.0%	0.7%	0.8%	0.8%
% of FP17s Relating to Continuations	0	179	0.0%	0.8%	0.9%	0.9%
% of Patients satisfied with the dentistry they have received	0	0	N/A	93.6%	93.2%	93.2%
% of Patients satisfied with the time they had to wait for an appointment	0	0	N/A	87.7%	89.1%	88.8%

\* This is based on patients treated on this contract for their most recent course of treatment. Figures in italics indicate the base number of FP17s or Patient Questionnaire responses are less than 100. N/A is shown where the base number of responses is less than 10 during the period. % is calculated as Quantity/Base number\*100

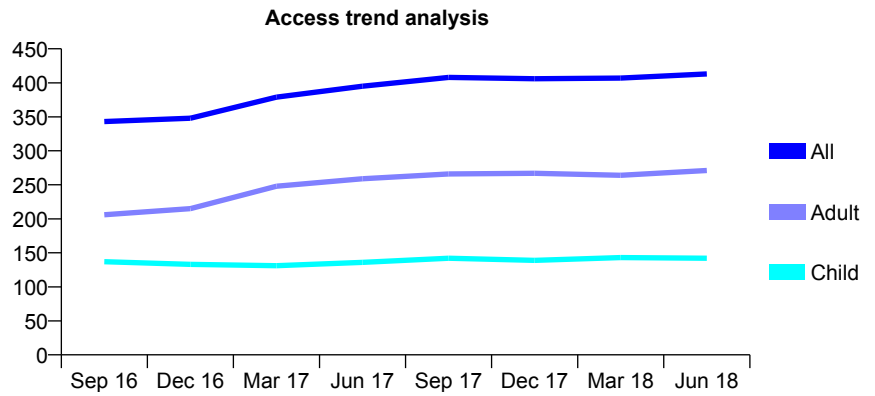
## Q58 - Vital Signs At a Glance Contract Report for 854336/0001 - June 2018

Name or company name	MRS N WATERFALL
Contract type name	GDS Contract
Purpose of contract	General
Contract start date	01/06/2012
Contract end date	

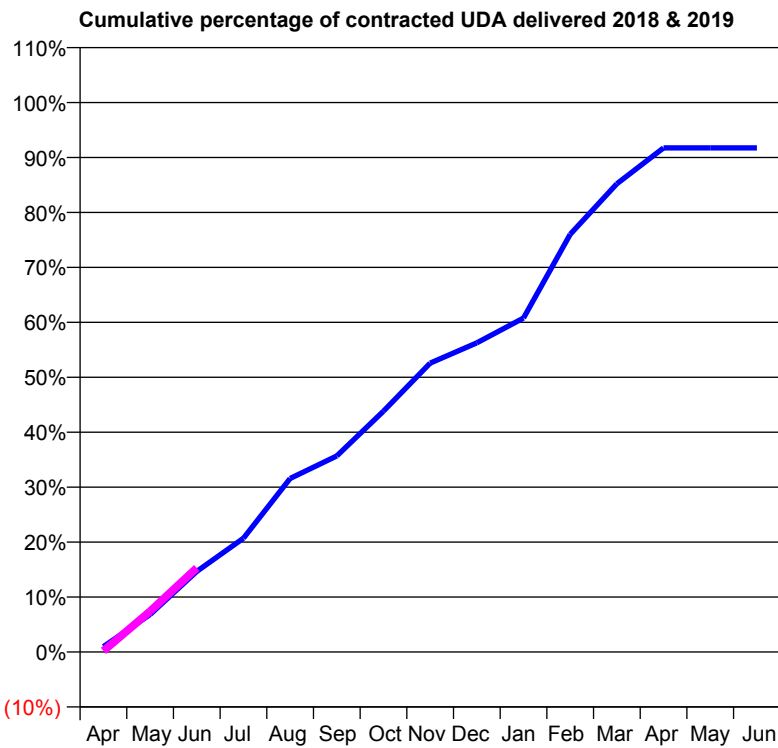
18/19 Contracted general activity (UDA)	936
Carry forward general activity (UDA)	0
18/19 Contracted orthodontic activity (UOA)	0
Carry forward orthodontic activity (UOA)	0
Baseline contract value	£25,199.61

### ACCESS\*

Patients seen in 24 months	Total	Change since previous quarter
Quarter ending June 2017	395	
Quarter ending September 2017	408	↑
Quarter ending December 2017	406	→
Quarter ending March 2018	407	→
Quarter ending June 2018	413	→
<b>Variance since June 2017</b>	<b>4.6%</b>	<b>↑</b>



### ACTIVITY



Month	Adjusted Scheduled Activity (UDA)	
	2018	2019
April	9	2
May	64	69
June	137	143
July	194	
August	296	
September	334	
October	410	
November	492	
December	527	
January	569	
February	712	
March	798	
April	859	
May	859	
June	859	

### QUALITY

	Quantity	Base Number	Contract	AT	Region	England
% of FP17s for the same patient ID Re-attending within 3 months - Children	5	50	10.0%	10.6%	11.3%	11.5%
% of FP17s for the same patient ID Re-attending within 3 months - Adults	10	66	15.2%	14.5%	14.9%	15.4%
% of FP17s for the same patient ID Re-attending between 3 & 9 months - Children	32	50	64.0%	58.1%	60.0%	58.9%
% of FP17s for the same patient ID Re-attending between 3 & 9 months - Adults	27	66	40.9%	49.3%	52.6%	51.6%
% of FP17s for Band 1 Urgent Courses	6	92	6.5%	8.9%	7.9%	8.9%
% of FP17s Relating to Free Repair or Replacements	1	92	1.1%	0.7%	0.8%	0.8%
% of FP17s Relating to Continuations	0	92	0.0%	0.8%	0.9%	0.9%
% of Patients satisfied with the dentistry they have received	0	0	N/A	93.6%	93.2%	93.2%
% of Patients satisfied with the time they had to wait for an appointment	0	0	N/A	87.7%	89.1%	88.8%

\* This is based on patients treated on this contract for their most recent course of treatment. Figures in italics indicate the base number of FP17s or Patient Questionnaire responses are less than 100. N/A is shown where the base number of responses is less than 10 during the period. % is calculated as Quantity/Base number\*100

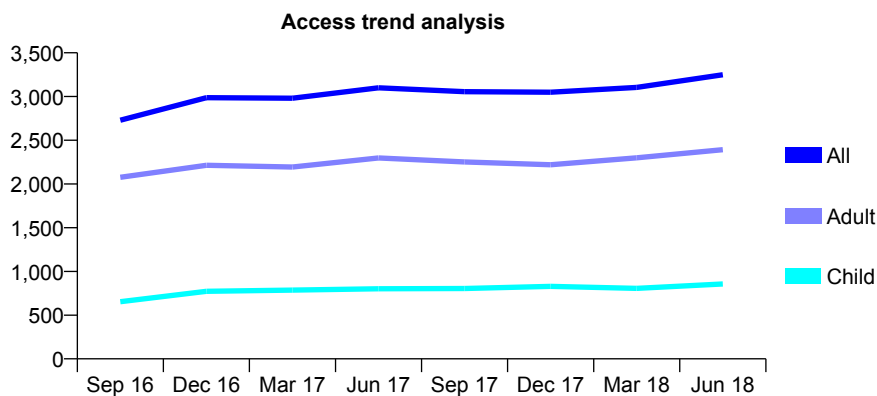
## Q58 - Vital Signs At a Glance Contract Report for 856177/0001 - June 2018

Name or company name	MR PK BANERJEE
Contract type name	GDS Contract
Purpose of contract	General
Contract start date	01/06/2012
Contract end date	

18/19 Contracted general activity (UDA)	8,446
Carry forward general activity (UDA)	0
18/19 Contracted orthodontic activity (UOA)	0
Carry forward orthodontic activity (UOA)	0
Baseline contract value	£179,115.45

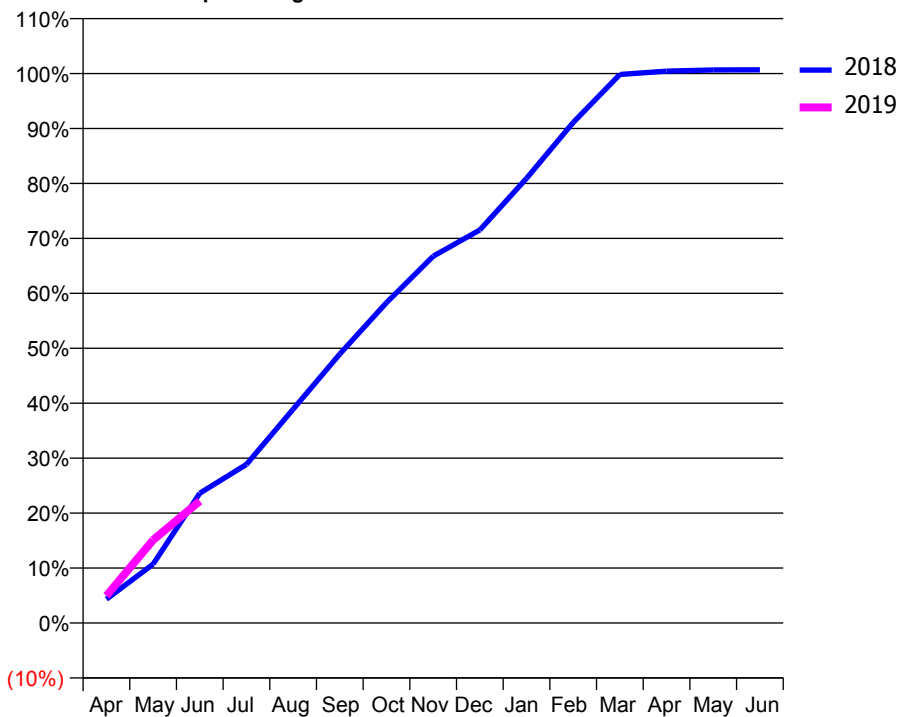
### ACCESS\*

Patients seen in 24 months	Total	Change since previous quarter
Quarter ending June 2017	3,100	
Quarter ending September 2017	3,056	↓
Quarter ending December 2017	3,049	→
Quarter ending March 2018	3,105	→
Quarter ending June 2018	3,249	↑
<b>Variance since June 2017</b>	<b>4.8%</b>	<b>↑</b>



### ACTIVITY

Cumulative percentage of contracted UDA delivered 2018 & 2019



Month	Adjusted Scheduled Activity (UDA)	
	2018	2019
April	366	419
May	904	1,276
June	1,995	1,875
July	2,437	
August	3,286	
September	4,136	
October	4,924	
November	5,638	
December	6,040	
January	6,834	
February	7,693	
March	8,430	
April	8,483	
May	8,500	
June	8,503	

### QUALITY

	Quantity	Base Number	Contract	AT	Region	England
% of FP17s for the same patient ID Re-attending within 3 months - Children	12	265	4.5%	10.6%	11.3%	11.5%
% of FP17s for the same patient ID Re-attending within 3 months - Adults	88	677	13.0%	14.5%	14.9%	15.4%
% of FP17s for the same patient ID Re-attending between 3 & 9 months - Children	75	265	28.3%	58.1%	60.0%	58.9%
% of FP17s for the same patient ID Re-attending between 3 & 9 months - Adults	144	677	21.3%	49.3%	52.6%	51.6%
% of FP17s for Band 1 Urgent Courses	76	893	8.5%	8.9%	7.9%	8.9%
% of FP17s Relating to Free Repair or Replacements	15	893	1.7%	0.7%	0.8%	0.8%
% of FP17s Relating to Continuations	12	893	1.3%	0.8%	0.9%	0.9%
% of Patients satisfied with the dentistry they have received	4	6	N/A	93.6%	93.2%	93.2%
% of Patients satisfied with the time they had to wait for an appointment	4	6	N/A	87.7%	89.1%	88.8%

\* This is based on patients treated on this contract for their most recent course of treatment. Figures in italics indicate the base number of FP17s or Patient Questionnaire responses are less than 100. N/A is shown where the base number of responses is less than 10 during the period. % is calculated as Quantity/Base number\*100



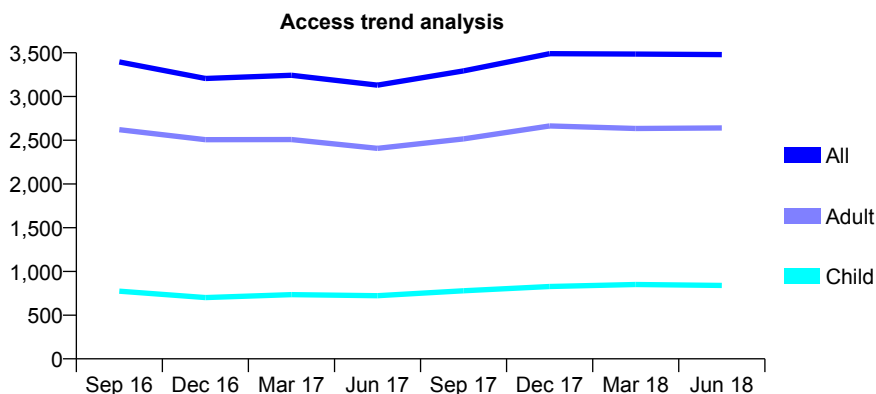
## Q58 - Vital Signs At a Glance Contract Report for 856177/0002 - June 2018

Name or company name	MR PK BANERJEE
Contract type name	GDS Contract
Purpose of contract	General
Contract start date	01/06/2012
Contract end date	

18/19 Contracted general activity (UDA)	10,003
Carry forward general activity (UDA)	0
18/19 Contracted orthodontic activity (UOA)	0
Carry forward orthodontic activity (UOA)	0
Baseline contract value	£219,957.06

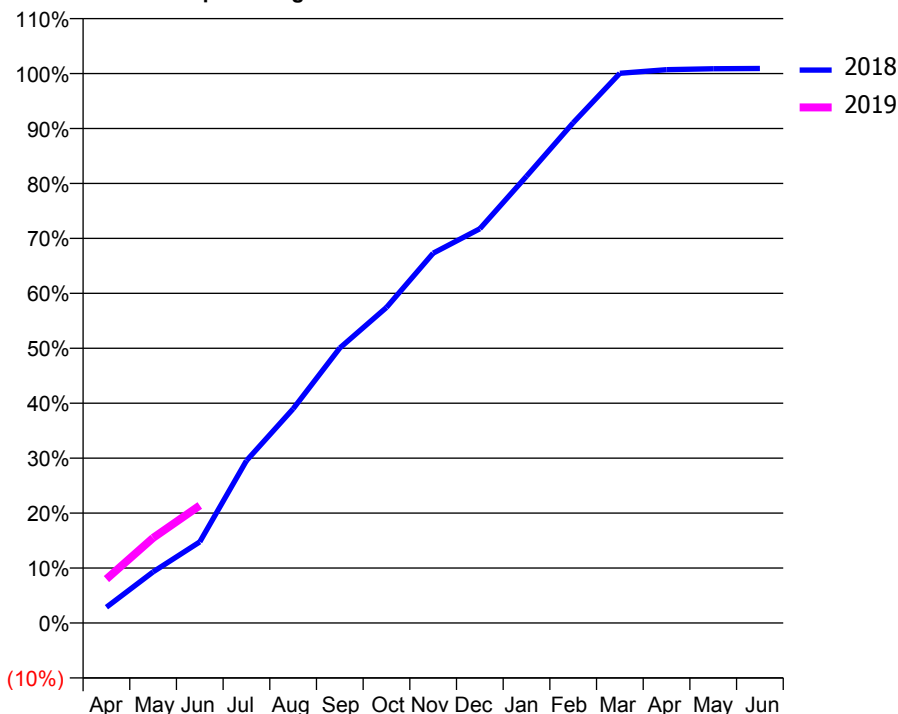
### ACCESS\*

Patients seen in 24 months	Total	Change since previous quarter
Quarter ending June 2017	3,130	
Quarter ending September 2017	3,293	↑
Quarter ending December 2017	3,490	↑
Quarter ending March 2018	3,485	→
Quarter ending June 2018	3,479	→
<b>Variance since June 2017</b>	<b>11.2%</b>	<b>↑</b>



### ACTIVITY

Cumulative percentage of contracted UDA delivered 2018 & 2019



Adjusted Scheduled Activity (UDA)

Month	2018	2019
April	287	800
May	932	1,549
June	1,477	2,139
July	2,955	
August	3,900	
September	5,006	
October	5,744	
November	6,732	
December	7,177	
January	8,133	
February	9,107	
March	10,007	
April	10,073	
May	10,089	
June	10,094	

### QUALITY

	Quantity	Base Number	Contract	AT	Region	England
% of FP17s for the same patient ID Re-attending within 3 months - Children	28	252	11.1%	10.6%	11.3%	11.5%
% of FP17s for the same patient ID Re-attending within 3 months - Adults	80	645	12.4%	14.5%	14.9%	15.4%
% of FP17s for the same patient ID Re-attending between 3 & 9 months - Children	81	252	32.1%	58.1%	60.0%	58.9%
% of FP17s for the same patient ID Re-attending between 3 & 9 months - Adults	172	645	26.7%	49.3%	52.6%	51.6%
% of FP17s for Band 1 Urgent Courses	91	862	10.6%	8.9%	7.9%	8.9%
% of FP17s Relating to Free Repair or Replacements	2	862	0.2%	0.7%	0.8%	0.8%
% of FP17s Relating to Continuations	9	862	1.0%	0.8%	0.9%	0.9%
% of Patients satisfied with the dentistry they have received	3	3	N/A	93.6%	93.2%	93.2%
% of Patients satisfied with the time they had to wait for an appointment	3	3	N/A	87.7%	89.1%	88.8%

\* This is based on patients treated on this contract for their most recent course of treatment. Figures in italics indicate the base number of FP17s or Patient Questionnaire responses are less than 100. N/A is shown where the base number of responses is less than 10 during the period. % is calculated as Quantity/Base number\*100

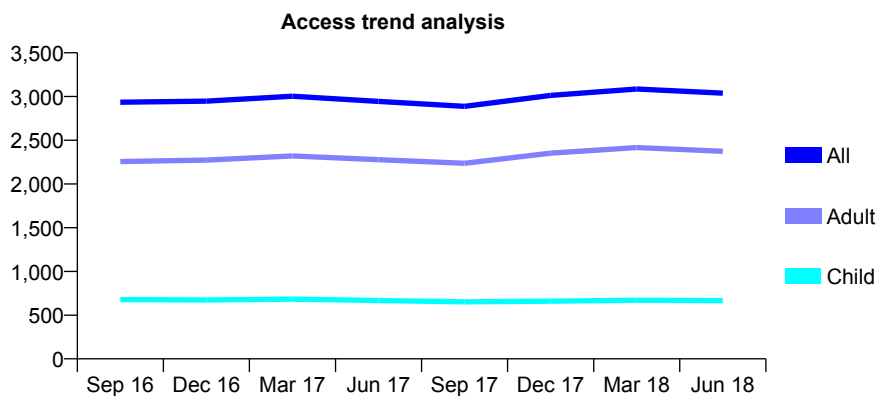
## Q58 - Vital Signs At a Glance Contract Report for 857661/0001 - June 2018

Name or company name	MR L GRANHED
Contract type name	GDS Contract
Purpose of contract	General
Contract start date	01/04/2006
Contract end date	

18/19 Contracted general activity (UDA)	6,164
Carry forward general activity (UDA)	0
18/19 Contracted orthodontic activity (UOA)	0
Carry forward orthodontic activity (UOA)	0
Baseline contract value	£156,545.28

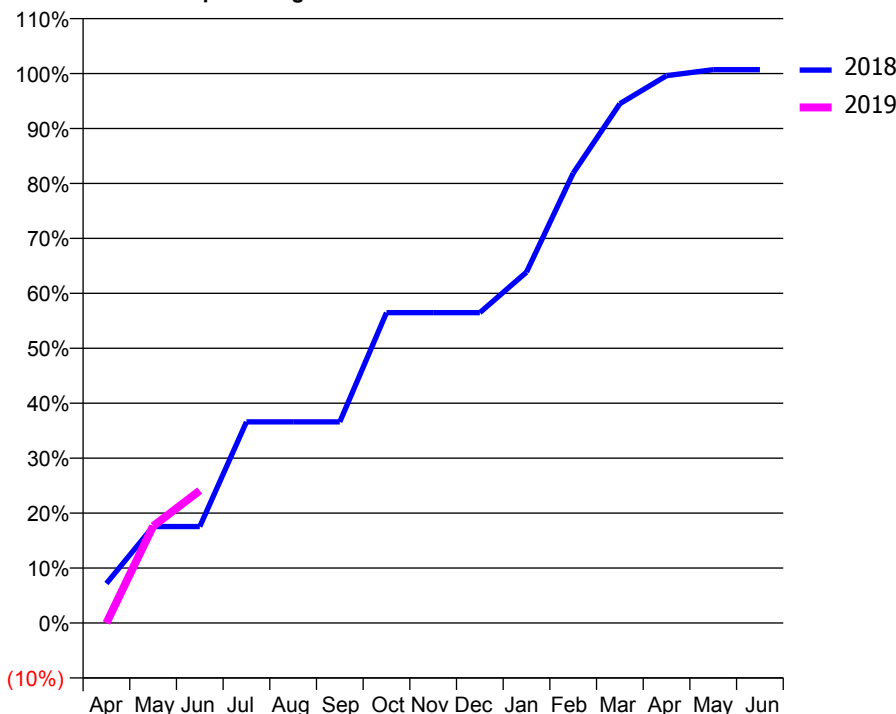
### ACCESS\*

Patients seen in 24 months	Total	Change since previous quarter
Quarter ending June 2017	2,944	
Quarter ending September 2017	2,888	↓
Quarter ending December 2017	3,012	↑
Quarter ending March 2018	3,086	↑
Quarter ending June 2018	3,039	↓
<b>Variance since June 2017</b>	<b>3.2%</b>	<b>↑</b>



### ACTIVITY

Cumulative percentage of contracted UDA delivered 2018 & 2019



Month	Adjusted Scheduled Activity (UDA)	
	2018	2019
April	444	0
May	1,082	1,086
June	1,082	1,485
July	2,257	
August	2,257	
September	2,257	
October	3,482	
November	3,482	
December	3,482	
January	3,936	
February	5,047	
March	5,825	
April	6,139	
May	6,208	
June	6,208	

### QUALITY

	Quantity	Base Number	Contract	AT	Region	England
% of FP17s for the same patient ID Re-attending within 3 months - Children	18	239	7.5%	10.6%	11.3%	11.5%
% of FP17s for the same patient ID Re-attending within 3 months - Adults	65	804	8.1%	14.5%	14.9%	15.4%
% of FP17s for the same patient ID Re-attending between 3 & 9 months - Children	164	239	68.6%	58.1%	60.0%	58.9%
% of FP17s for the same patient ID Re-attending between 3 & 9 months - Adults	500	804	62.2%	49.3%	52.6%	51.6%
% of FP17s for Band 1 Urgent Courses	47	815	5.8%	8.9%	7.9%	8.9%
% of FP17s Relating to Free Repair or Replacements	4	815	0.5%	0.7%	0.8%	0.8%
% of FP17s Relating to Continuations	0	815	0.0%	0.8%	0.9%	0.9%
% of Patients satisfied with the dentistry they have received	2	2	N/A	93.6%	93.2%	93.2%
% of Patients satisfied with the time they had to wait for an appointment	2	2	N/A	87.7%	89.1%	88.8%

\* This is based on patients treated on this contract for their most recent course of treatment. Figures in italics indicate the base number of FP17s or Patient Questionnaire responses are less than 100. N/A is shown where the base number of responses is less than 10 during the period. % is calculated as Quantity/Base number\*100

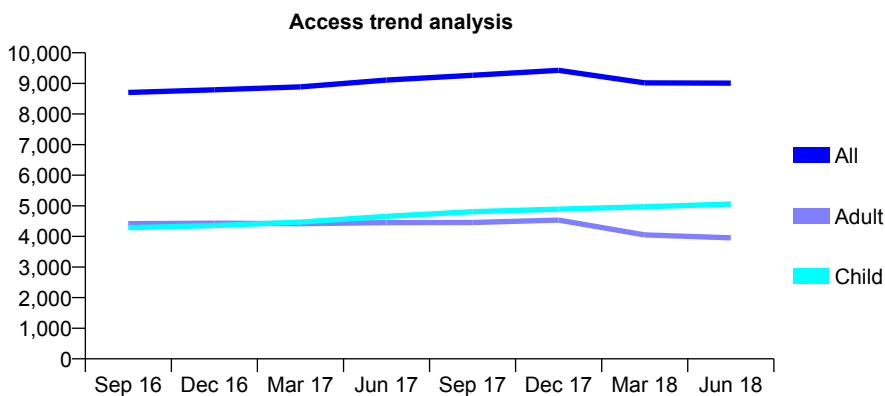
## Q58 - Vital Signs At a Glance Contract Report for 859559/0001 - June 2018

Name or company name	MR S NASEEM
Contract type name	GDS Contract
Purpose of contract	General
Contract start date	01/04/2006
Contract end date	

18/19 Contracted general activity (UDA)	18,579
Carry forward general activity (UDA)	0
18/19 Contracted orthodontic activity (UOA)	0
Carry forward orthodontic activity (UOA)	0
Baseline contract value	£506,663.63

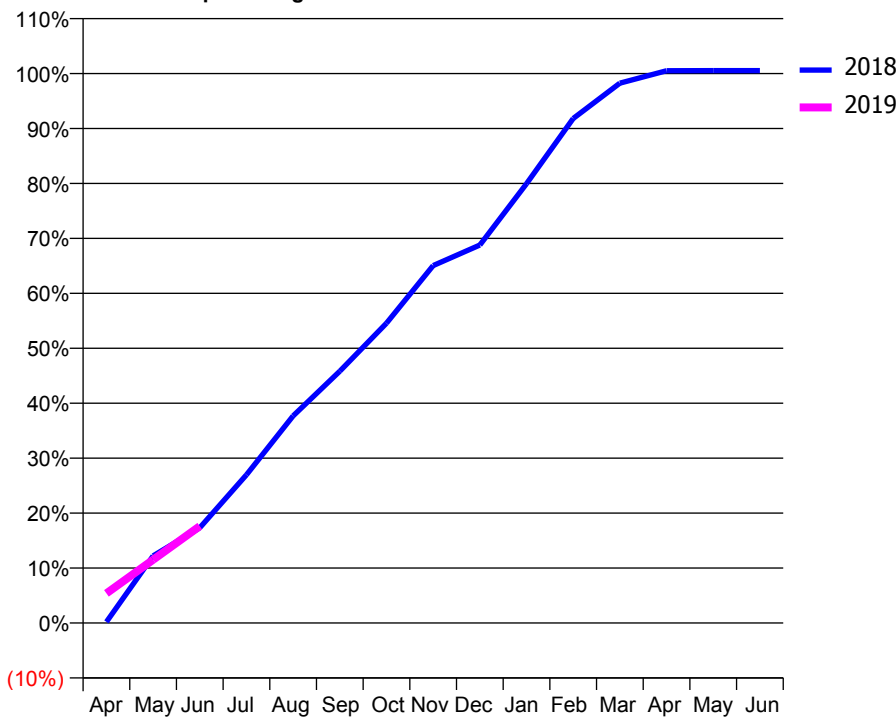
### ACCESS\*

Patients seen in 24 months	Total	Change since previous quarter
Quarter ending June 2017	9,107	
Quarter ending September 2017	9,265	→
Quarter ending December 2017	9,426	→
Quarter ending March 2018	9,017	↓
Quarter ending June 2018	9,008	→
<b>Variance since June 2017</b>	<b>(1.1%)</b>	<b>↓</b>



### ACTIVITY

Cumulative percentage of contracted UDA delivered 2018 & 2019



Month	Adjusted Scheduled Activity (UDA)	
	2018	2019
April	37	1,004
May	2,270	2,138
June	3,220	3,276
July	5,010	
August	7,005	
September	8,514	
October	10,137	
November	12,084	
December	12,781	
January	14,851	
February	17,058	
March	18,255	
April	18,671	
May	18,675	
June	18,675	

### QUALITY

	Quantity	Base Number	Contract	AT	Region	England
% of FP17s for the same patient ID Re-attending within 3 months - Children	77	1,676	4.6%	10.6%	11.3%	11.5%
% of FP17s for the same patient ID Re-attending within 3 months - Adults	83	671	12.4%	14.5%	14.9%	15.4%
% of FP17s for the same patient ID Re-attending between 3 & 9 months - Children	1,049	1,676	62.6%	58.1%	60.0%	58.9%
% of FP17s for the same patient ID Re-attending between 3 & 9 months - Adults	312	671	46.5%	49.3%	52.6%	51.6%
% of FP17s for Band 1 Urgent Courses	128	2,025	6.3%	8.9%	7.9%	8.9%
% of FP17s Relating to Free Repair or Replacements	0	2,025	0.0%	0.7%	0.8%	0.8%
% of FP17s Relating to Continuations	0	2,025	0.0%	0.8%	0.9%	0.9%
% of Patients satisfied with the dentistry they have received	1	1	N/A	93.6%	93.2%	93.2%
% of Patients satisfied with the time they had to wait for an appointment	1	1	N/A	87.7%	89.1%	88.8%

\* This is based on patients treated on this contract for their most recent course of treatment. Figures in italics indicate the base number of FP17s or Patient Questionnaire responses are less than 100. N/A is shown where the base number of responses is less than 10 during the period. % is calculated as Quantity/Base number\*100

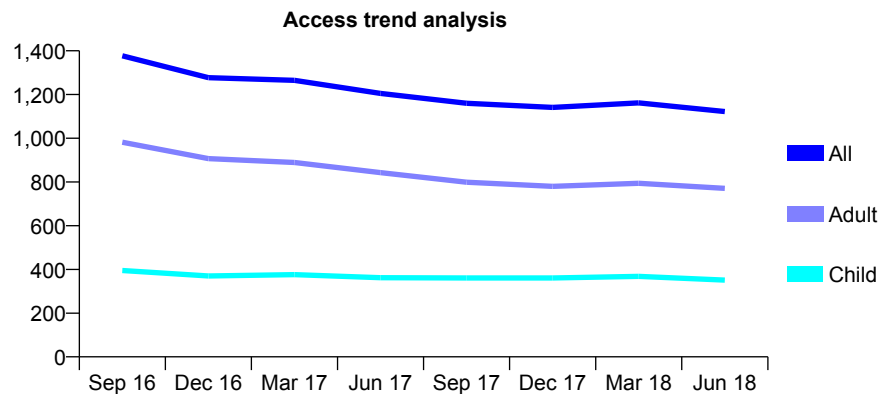
## Q58 - Vital Signs At a Glance Contract Report for 860328/0001 - June 2018

Name or company name	MR A VORA
Contract type name	GDS Contract
Purpose of contract	General
Contract start date	08/09/2011
Contract end date	

18/19 Contracted general activity (UDA)	3,330
Carry forward general activity (UDA)	0
18/19 Contracted orthodontic activity (UOA)	0
Carry forward orthodontic activity (UOA)	0
Baseline contract value	£96,196.51

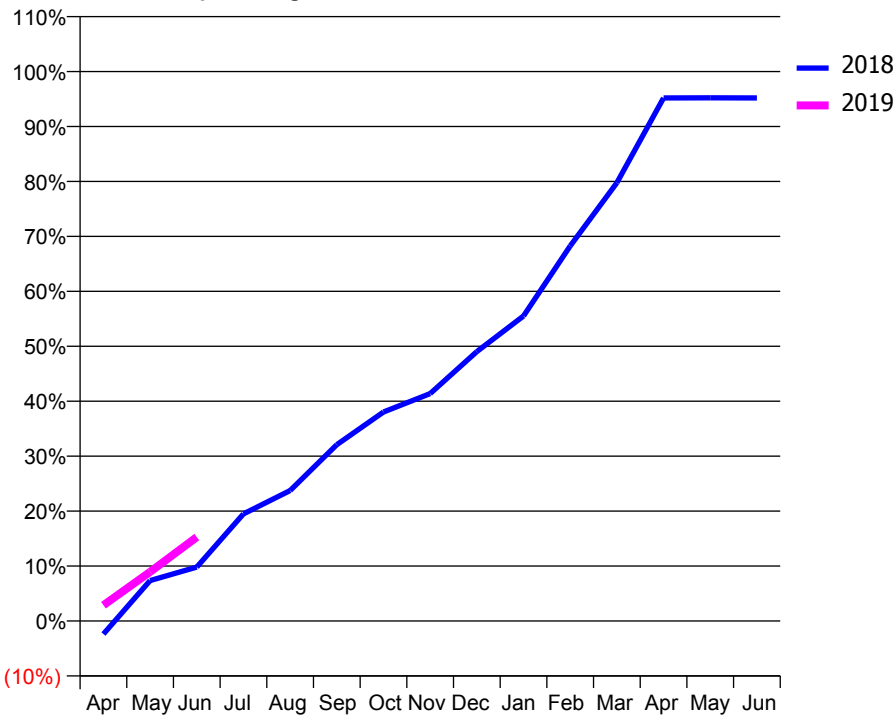
### ACCESS\*

Patients seen in 24 months	Total	Change since previous quarter
Quarter ending June 2017	1,205	
Quarter ending September 2017	1,160	↓
Quarter ending December 2017	1,141	↓
Quarter ending March 2018	1,162	→
Quarter ending June 2018	1,122	↓
<b>Variance since June 2017</b>	<b>(6.9%)</b>	<b>↓</b>



### ACTIVITY

Cumulative percentage of contracted UDA delivered 2018 & 2019



Month	Adjusted Scheduled Activity (UDA)	
	2018	2019
April	-80	96
May	245	298
June	327	509
July	650	
August	791	
September	1,069	
October	1,267	
November	1,378	
December	1,633	
January	1,849	
February	2,272	
March	2,656	
April	3,169	
May	3,170	
June	3,169	

### QUALITY

	Quantity	Base Number	Contract	AT	Region	England
% of FP17s for the same patient ID Re-attending within 3 months - Children	9	91	9.9%	10.6%	11.3%	11.5%
% of FP17s for the same patient ID Re-attending within 3 months - Adults	39	196	19.9%	14.5%	14.9%	15.4%
% of FP17s for the same patient ID Re-attending between 3 & 9 months - Children	35	91	38.5%	58.1%	60.0%	58.9%
% of FP17s for the same patient ID Re-attending between 3 & 9 months - Adults	56	196	28.6%	49.3%	52.6%	51.6%
% of FP17s for Band 1 Urgent Courses	15	204	7.4%	8.9%	7.9%	8.9%
% of FP17s Relating to Free Repair or Replacements	2	204	1.0%	0.7%	0.8%	0.8%
% of FP17s Relating to Continuations	2	204	1.0%	0.8%	0.9%	0.9%
% of Patients satisfied with the dentistry they have received	0	0	N/A	93.6%	93.2%	93.2%
% of Patients satisfied with the time they had to wait for an appointment	0	0	N/A	87.7%	89.1%	88.8%

\* This is based on patients treated on this contract for their most recent course of treatment. Figures in italics indicate the base number of FP17s or Patient Questionnaire responses are less than 100. N/A is shown where the base number of responses is less than 10 during the period. % is calculated as Quantity/Base number\*100

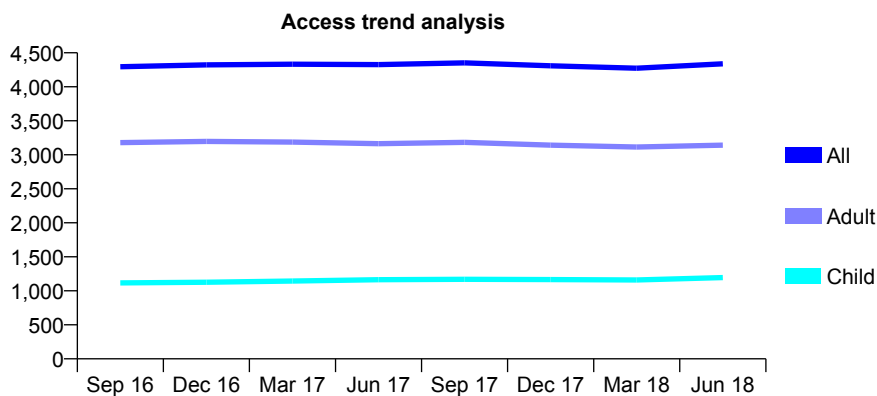
## Q58 - Vital Signs At a Glance Contract Report for 897833/0001 - June 2018

Name or company name	MISS MS CHOHAN
Contract type name	GDS Contract
Purpose of contract	General
Contract start date	06/02/2013
Contract end date	

18/19 Contracted general activity (UDA)	9,904
Carry forward general activity (UDA)	0
18/19 Contracted orthodontic activity (UOA)	0
Carry forward orthodontic activity (UOA)	0
Baseline contract value	£271,914.34

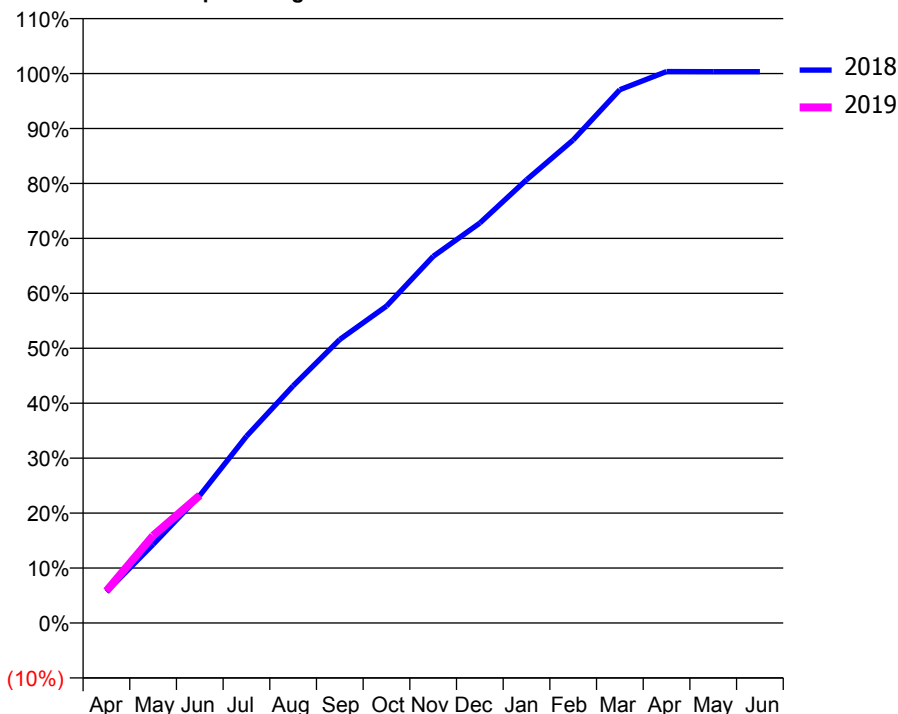
### ACCESS\*

Patients seen in 24 months	Total	Change since previous quarter
Quarter ending June 2017	4,327	
Quarter ending September 2017	4,352	→
Quarter ending December 2017	4,309	→
Quarter ending March 2018	4,274	→
Quarter ending June 2018	4,338	→
<b>Variance since June 2017</b>	<b>0.3%</b>	<b>→</b>



### ACTIVITY

Cumulative percentage of contracted UDA delivered 2018 & 2019



Adjusted Scheduled Activity (UDA)

Month	2018	2019
April	563	579
May	1,416	1,574
June	2,298	2,301
July	3,366	
August	4,274	
September	5,110	
October	5,713	
November	6,608	
December	7,210	
January	7,987	
February	8,706	
March	9,613	
April	9,939	
May	9,936	
June	9,937	

### QUALITY

	Quantity	Base Number	Contract	AT	Region	England
% of FP17s for the same patient ID Re-attending within 3 months - Children	34	508	6.7%	10.6%	11.3%	11.5%
% of FP17s for the same patient ID Re-attending within 3 months - Adults	88	1,039	8.5%	14.5%	14.9%	15.4%
% of FP17s for the same patient ID Re-attending between 3 & 9 months - Children	306	508	60.2%	58.1%	60.0%	58.9%
% of FP17s for the same patient ID Re-attending between 3 & 9 months - Adults	550	1,039	52.9%	49.3%	52.6%	51.6%
% of FP17s for Band 1 Urgent Courses	88	1,373	6.4%	8.9%	7.9%	8.9%
% of FP17s Relating to Free Repair or Replacements	15	1,373	1.1%	0.7%	0.8%	0.8%
% of FP17s Relating to Continuations	0	1,373	0.0%	0.8%	0.9%	0.9%
% of Patients satisfied with the dentistry they have received	1	1	N/A	93.6%	93.2%	93.2%
% of Patients satisfied with the time they had to wait for an appointment	1	1	N/A	87.7%	89.1%	88.8%

\* This is based on patients treated on this contract for their most recent course of treatment. Figures in italics indicate the base number of FP17s or Patient Questionnaire responses are less than 100. N/A is shown where the base number of responses is less than 10 during the period. % is calculated as Quantity/Base number\*100

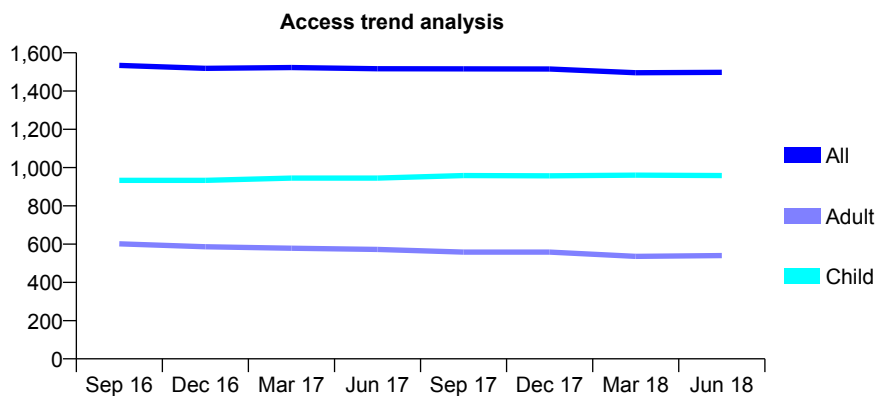
## Q58 - Vital Signs At a Glance Contract Report for 901563/0002 - June 2018

Name or company name	MR ES BYRNE
Contract type name	GDS Contract
Purpose of contract	General
Contract start date	10/03/2013
Contract end date	

18/19 Contracted general activity (UDA)	3,327
Carry forward general activity (UDA)	0
18/19 Contracted orthodontic activity (UOA)	0
Carry forward orthodontic activity (UOA)	0
Baseline contract value	£80,523.76

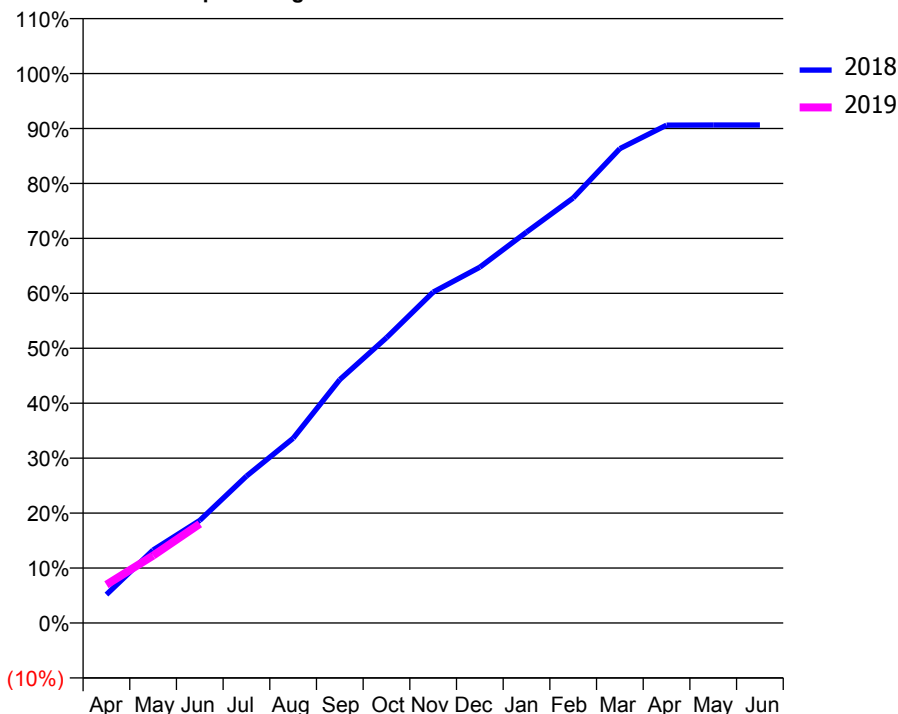
### ACCESS\*

Patients seen in 24 months	Total	Change since previous quarter
Quarter ending June 2017	1,517	
Quarter ending September 2017	1,516	→
Quarter ending December 2017	1,515	→
Quarter ending March 2018	1,496	↓
Quarter ending June 2018	1,498	→
<b>Variance since June 2017</b>	<b>(1.3%)</b>	<b>↓</b>



### ACTIVITY

Cumulative percentage of contracted UDA delivered 2018 & 2019



Adjusted Scheduled Activity (UDA)

Month	2018	2019
April	172	232
May	442	408
June	621	600
July	890	
August	1,118	
September	1,474	
October	1,727	
November	2,004	
December	2,155	
January	2,367	
February	2,573	
March	2,872	
April	3,014	
May	3,015	
June	3,015	

### QUALITY

	Quantity	Base Number	Contract	AT	Region	England
% of FP17s for the same patient ID Re-attending within 3 months - Children	24	423	5.7%	10.6%	11.3%	11.5%
% of FP17s for the same patient ID Re-attending within 3 months - Adults	15	94	16.0%	14.5%	14.9%	15.4%
% of FP17s for the same patient ID Re-attending between 3 & 9 months - Children	300	423	70.9%	58.1%	60.0%	58.9%
% of FP17s for the same patient ID Re-attending between 3 & 9 months - Adults	39	94	41.5%	49.3%	52.6%	51.6%
% of FP17s for Band 1 Urgent Courses	20	430	4.7%	8.9%	7.9%	8.9%
% of FP17s Relating to Free Repair or Replacements	0	430	0.0%	0.7%	0.8%	0.8%
% of FP17s Relating to Continuations	5	430	1.2%	0.8%	0.9%	0.9%
% of Patients satisfied with the dentistry they have received	1	1	N/A	93.6%	93.2%	93.2%
% of Patients satisfied with the time they had to wait for an appointment	1	1	N/A	87.7%	89.1%	88.8%

\* This is based on patients treated on this contract for their most recent course of treatment. Figures in italics indicate the base number of FP17s or Patient Questionnaire responses are less than 100. N/A is shown where the base number of responses is less than 10 during the period. % is calculated as Quantity/Base number\*100

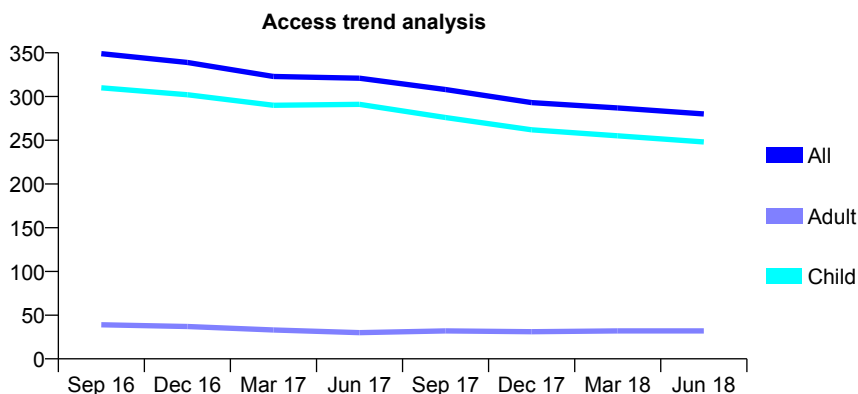
## Q58 - Vital Signs At a Glance Contract Report for 908312/0001 - June 2018

Name or company name	MR CW LEWIS
Contract type name	GDS Contract
Purpose of contract	General and Orthodontic
Contract start date	01/04/2006
Contract end date	

18/19 Contracted general activity (UDA)	450
Carry forward general activity (UDA)	0
18/19 Contracted orthodontic activity (UOA)	871
Carry forward orthodontic activity (UOA)	0
Baseline contract value	£72,721.82

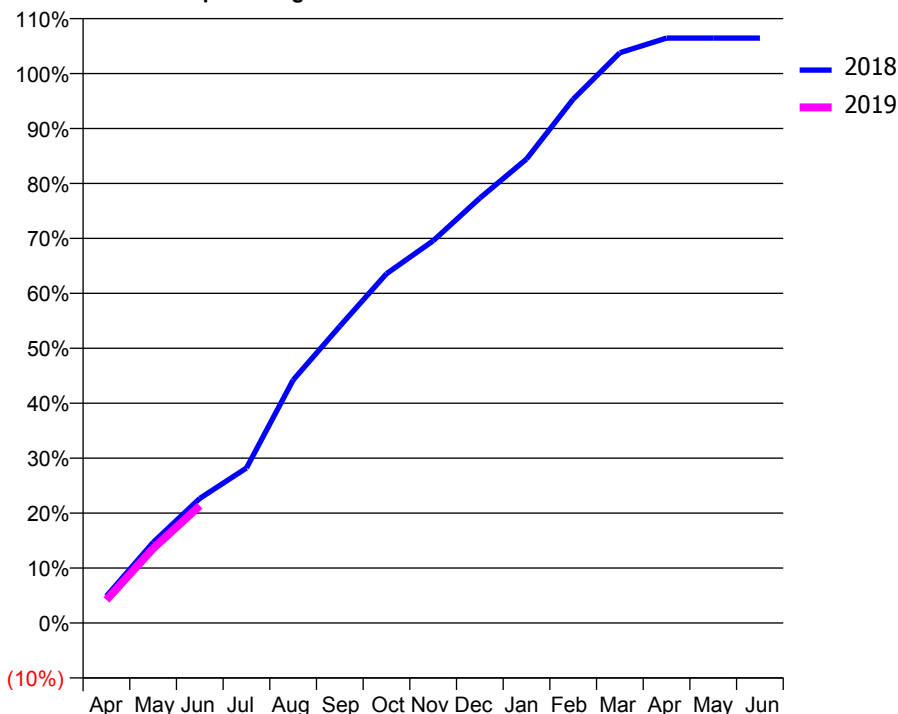
### ACCESS\*

Patients seen in 24 months	Total	Change since previous quarter
Quarter ending June 2017	321	
Quarter ending September 2017	308	↓
Quarter ending December 2017	293	↓
Quarter ending March 2018	287	↓
Quarter ending June 2018	280	↓
<b>Variance since June 2017</b>	<b>(12.8%)</b>	<b>↓</b>



### ACTIVITY

Cumulative percentage of contracted UDA delivered 2018 & 2019



Adjusted Scheduled Activity (UDA)

Month	2018	2019
April	22	19
May	66	61
June	102	96
July	127	
August	199	
September	243	
October	286	
November	313	
December	348	
January	380	
February	429	
March	467	
April	479	
May	479	
June	479	

### QUALITY

	Quantity	Base Number	Contract	AT	Region	England
% of FP17s for the same patient ID Re-attending within 3 months - Children	4	105	3.8%	10.6%	11.3%	11.5%
% of FP17s for the same patient ID Re-attending within 3 months - Adults	1	4	25.0%	14.5%	14.9%	15.4%
% of FP17s for the same patient ID Re-attending between 3 & 9 months - Children	70	105	66.7%	58.1%	60.0%	58.9%
% of FP17s for the same patient ID Re-attending between 3 & 9 months - Adults	1	4	25.0%	49.3%	52.6%	51.6%
% of FP17s for Band 1 Urgent Courses	0	88	0.0%	8.9%	7.9%	8.9%
% of FP17s Relating to Free Repair or Replacements	0	88	0.0%	0.7%	0.8%	0.8%
% of FP17s Relating to Continuations	1	88	1.1%	0.8%	0.9%	0.9%
% of Patients satisfied with the dentistry they have received	0	0	N/A	93.6%	93.2%	93.2%
% of Patients satisfied with the time they had to wait for an appointment	0	0	N/A	87.7%	89.1%	88.8%

\* This is based on patients treated on this contract for their most recent course of treatment. Figures in italics indicate the base number of FP17s or Patient Questionnaire responses are less than 100. N/A is shown where the base number of responses is less than 10 during the period. % is calculated as Quantity/Base number\*100

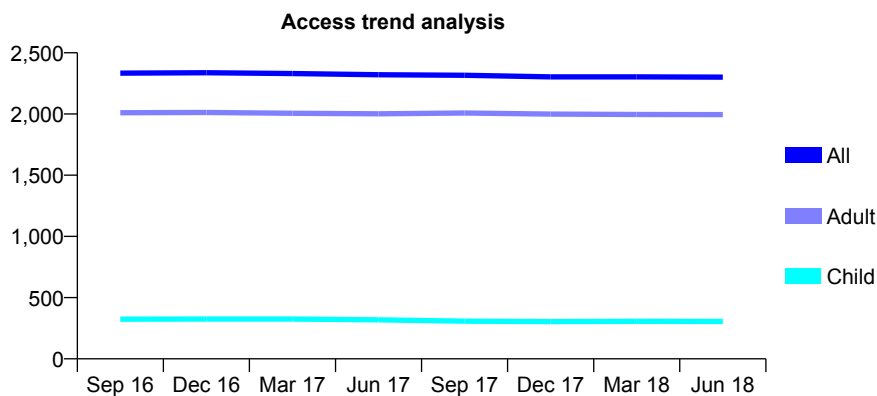
## Q58 - Vital Signs At a Glance Contract Report for 908681/0001 - June 2018

Name or company name	MR AM MCGREGOR
Contract type name	GDS Contract
Purpose of contract	General
Contract start date	01/04/2006
Contract end date	

18/19 Contracted general activity (UDA)	6,292
Carry forward general activity (UDA)	0
18/19 Contracted orthodontic activity (UOA)	0
Carry forward orthodontic activity (UOA)	0
Baseline contract value	£145,929.59

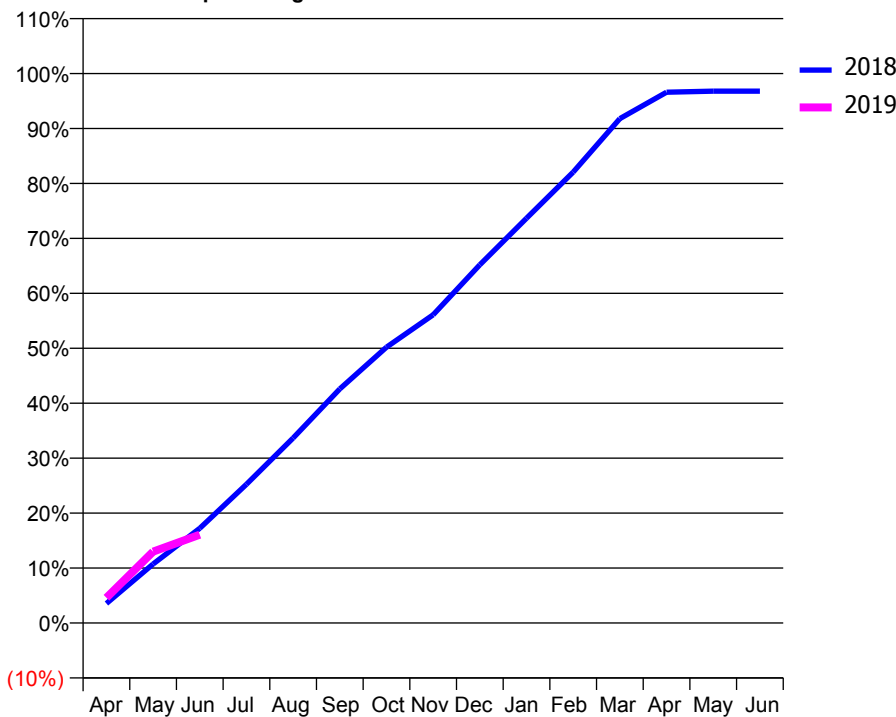
### ACCESS\*

Patients seen in 24 months	Total	Change since previous quarter
Quarter ending June 2017	2,321	
Quarter ending September 2017	2,316	→
Quarter ending December 2017	2,303	→
Quarter ending March 2018	2,303	→
Quarter ending June 2018	2,301	→
<b>Variance since June 2017</b>	<b>(0.9%)</b>	→



### ACTIVITY

Cumulative percentage of contracted UDA delivered 2018 & 2019



Adjusted Scheduled Activity (UDA)

Month	2018	2019
April	224	290
May	675	818
June	1,085	1,011
July	1,589	
August	2,118	
September	2,681	
October	3,159	
November	3,529	
December	4,103	
January	4,635	
February	5,163	
March	5,775	
April	6,078	
May	6,090	
June	6,090	

### QUALITY

	Quantity	Base Number	Contract	AT	Region	England
% of FP17s for the same patient ID Re-attending within 3 months - Children	9	121	7.4%	10.6%	11.3%	11.5%
% of FP17s for the same patient ID Re-attending within 3 months - Adults	110	756	14.6%	14.5%	14.9%	15.4%
% of FP17s for the same patient ID Re-attending between 3 & 9 months - Children	71	121	58.7%	58.1%	60.0%	58.9%
% of FP17s for the same patient ID Re-attending between 3 & 9 months - Adults	501	756	66.3%	49.3%	52.6%	51.6%
% of FP17s for Band 1 Urgent Courses	55	715	7.7%	8.9%	7.9%	8.9%
% of FP17s Relating to Free Repair or Replacements	2	715	0.3%	0.7%	0.8%	0.8%
% of FP17s Relating to Continuations	5	715	0.7%	0.8%	0.9%	0.9%
% of Patients satisfied with the dentistry they have received	1	1	N/A	93.6%	93.2%	93.2%
% of Patients satisfied with the time they had to wait for an appointment	1	1	N/A	87.7%	89.1%	88.8%

\* This is based on patients treated on this contract for their most recent course of treatment. Figures in italics indicate the base number of FP17s or Patient Questionnaire responses are less than 100. N/A is shown where the base number of responses is less than 10 during the period. % is calculated as Quantity/Base number\*100



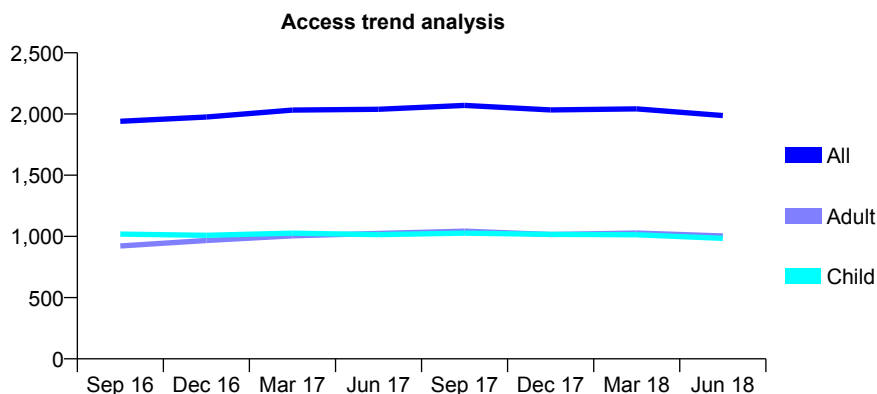
## Q58 - Vital Signs At a Glance Contract Report for 908916/0001 - June 2018

Name or company name	Redbourn Dental Care
Contract type name	GDS Contract
Purpose of contract	General
Contract start date	01/04/2006
Contract end date	

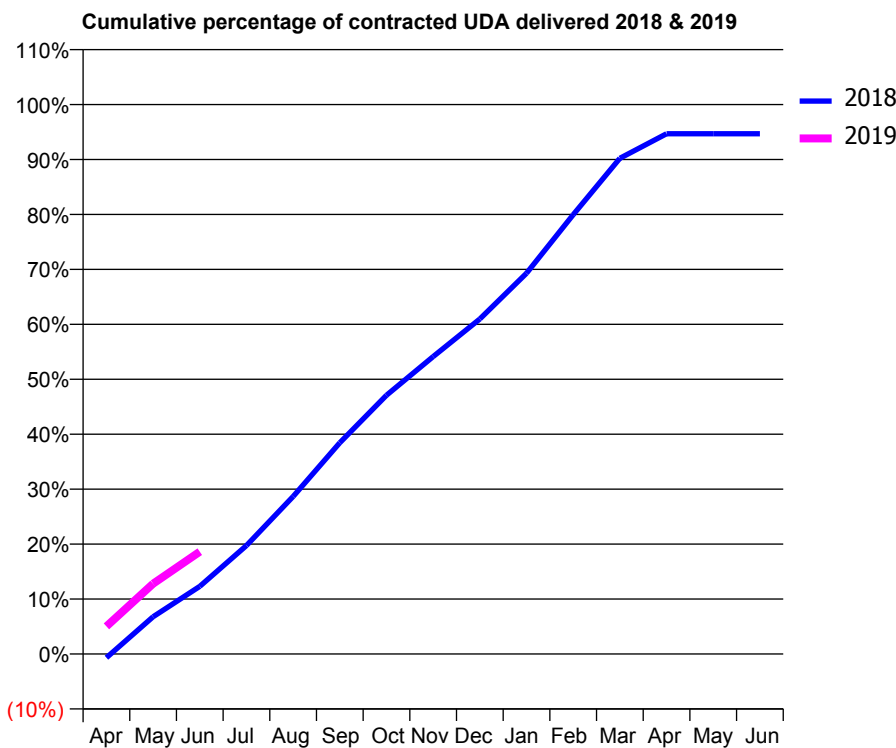
18/19 Contracted general activity (UDA)	4,829
Carry forward general activity (UDA)	0
18/19 Contracted orthodontic activity (UOA)	0
Carry forward orthodontic activity (UOA)	0
Baseline contract value	£119,625.66

### ACCESS\*

Patients seen in 24 months	Total	Change since previous quarter
Quarter ending June 2017	2,039	
Quarter ending September 2017	2,070	→
Quarter ending December 2017	2,033	↓
Quarter ending March 2018	2,042	→
Quarter ending June 2018	1,988	↓
<b>Variance since June 2017</b>	<b>(2.5%)</b>	<b>↓</b>



### ACTIVITY



Adjusted Scheduled Activity (UDA)		
Month	2018	2019
April	-34	243
May	327	618
June	595	899
July	953	
August	1,385	
September	1,857	
October	2,274	
November	2,614	
December	2,945	
January	3,347	
February	3,860	
March	4,356	
April	4,572	
May	4,572	
June	4,572	

### QUALITY

	Quantity	Base Number	Contract	AT	Region	England
% of FP17s for the same patient ID Re-attending within 3 months - Children	23	288	8.0%	10.6%	11.3%	11.5%
% of FP17s for the same patient ID Re-attending within 3 months - Adults	29	258	11.2%	14.5%	14.9%	15.4%
% of FP17s for the same patient ID Re-attending between 3 & 9 months - Children	165	288	57.3%	58.1%	60.0%	58.9%
% of FP17s for the same patient ID Re-attending between 3 & 9 months - Adults	147	258	57.0%	49.3%	52.6%	51.6%
% of FP17s for Band 1 Urgent Courses	21	456	4.6%	8.9%	7.9%	8.9%
% of FP17s Relating to Free Repair or Replacements	3	456	0.7%	0.7%	0.8%	0.8%
% of FP17s Relating to Continuations	5	456	1.1%	0.8%	0.9%	0.9%
% of Patients satisfied with the dentistry they have received	0	0	N/A	93.6%	93.2%	93.2%
% of Patients satisfied with the time they had to wait for an appointment	0	0	N/A	87.7%	89.1%	88.8%

\* This is based on patients treated on this contract for their most recent course of treatment. Figures in italics indicate the base number of FP17s or Patient Questionnaire responses are less than 100. N/A is shown where the base number of responses is less than 10 during the period. % is calculated as Quantity/Base number\*100

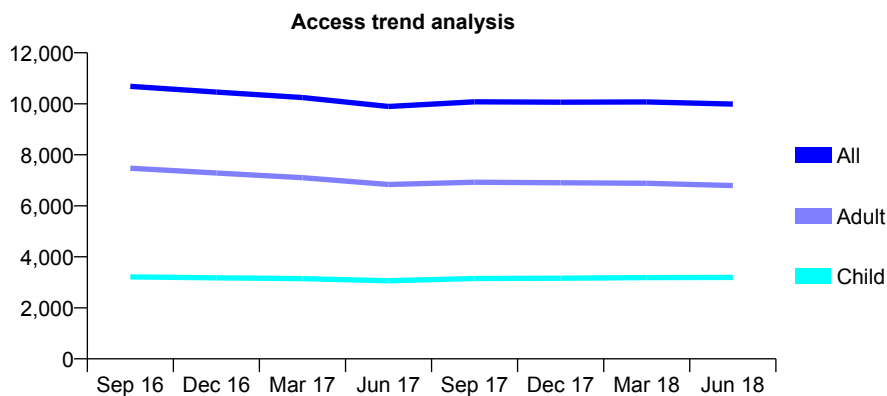
## Q58 - Vital Signs At a Glance Contract Report for 910651/0001 - June 2018

Name or company name	MR GR EVANS
Contract type name	GDS Contract
Purpose of contract	General
Contract start date	01/04/2006
Contract end date	

18/19 Contracted general activity (UDA)	22,428
Carry forward general activity (UDA)	0
18/19 Contracted orthodontic activity (UOA)	0
Carry forward orthodontic activity (UOA)	0
Baseline contract value	£544,611.48

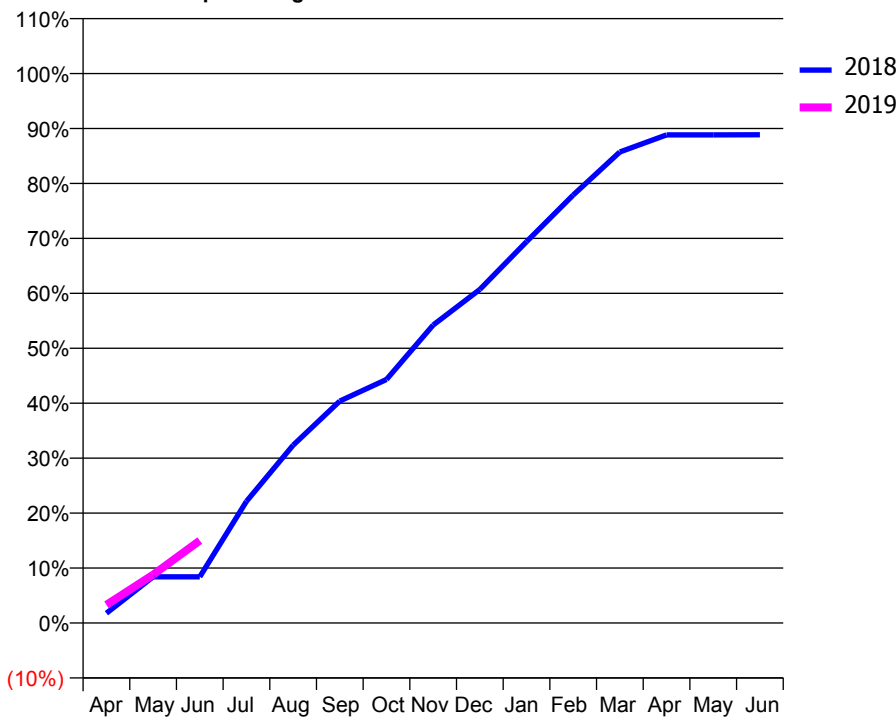
### ACCESS\*

Patients seen in 24 months	Total	Change since previous quarter
Quarter ending June 2017	9,894	
Quarter ending September 2017	10,080	→
Quarter ending December 2017	10,065	→
Quarter ending March 2018	10,072	→
Quarter ending June 2018	9,989	→
<b>Variance since June 2017</b>	<b>1.0%</b>	<b>→</b>



### ACTIVITY

Cumulative percentage of contracted UDA delivered 2018 & 2019



Adjusted Scheduled Activity (UDA)

Month	2018	2019
April	398	742
May	1,888	1,972
June	1,888	3,367
July	4,964	
August	7,260	
September	9,058	
October	9,940	
November	12,160	
December	13,616	
January	15,566	
February	17,468	
March	19,228	
April	19,924	
May	19,925	
June	19,926	

### QUALITY

	Quantity	Base Number	Contract	AT	Region	England
% of FP17s for the same patient ID Re-attending within 3 months - Children	54	1,056	5.1%	10.6%	11.3%	11.5%
% of FP17s for the same patient ID Re-attending within 3 months - Adults	180	1,523	11.8%	14.5%	14.9%	15.4%
% of FP17s for the same patient ID Re-attending between 3 & 9 months - Children	594	1,056	56.3%	58.1%	60.0%	58.9%
% of FP17s for the same patient ID Re-attending between 3 & 9 months - Adults	721	1,523	47.3%	49.3%	52.6%	51.6%
% of FP17s for Band 1 Urgent Courses	108	1,888	5.7%	8.9%	7.9%	8.9%
% of FP17s Relating to Free Repair or Replacements	4	1,888	0.2%	0.7%	0.8%	0.8%
% of FP17s Relating to Continuations	37	1,888	2.0%	0.8%	0.9%	0.9%
% of Patients satisfied with the dentistry they have received	4	4	N/A	93.6%	93.2%	93.2%
% of Patients satisfied with the time they had to wait for an appointment	4	4	N/A	87.7%	89.1%	88.8%

\* This is based on patients treated on this contract for their most recent course of treatment. Figures in italics indicate the base number of FP17s or Patient Questionnaire responses are less than 100. N/A is shown where the base number of responses is less than 10 during the period. % is calculated as Quantity/Base number\*100

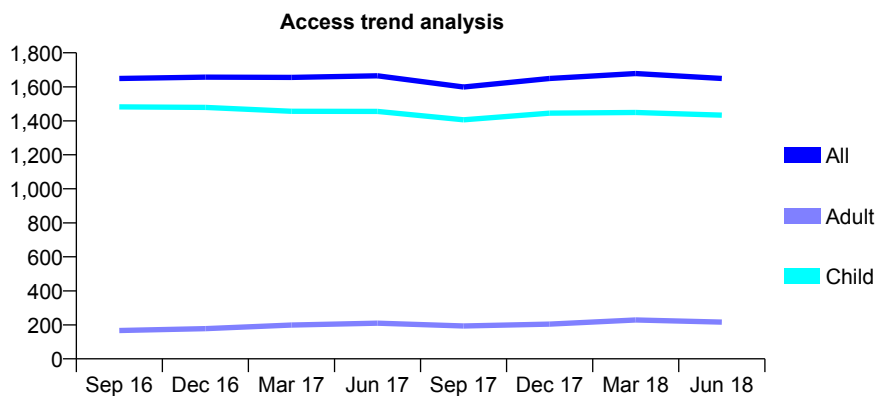
## Q58 - Vital Signs At a Glance Contract Report for 911631/0002 - June 2018

Name or company name	MR V RAWAL
Contract type name	GDS Contract
Purpose of contract	General
Contract start date	01/04/2006
Contract end date	

18/19 Contracted general activity (UDA)	2,580
Carry forward general activity (UDA)	0
18/19 Contracted orthodontic activity (UOA)	0
Carry forward orthodontic activity (UOA)	0
Baseline contract value	£50,008.14

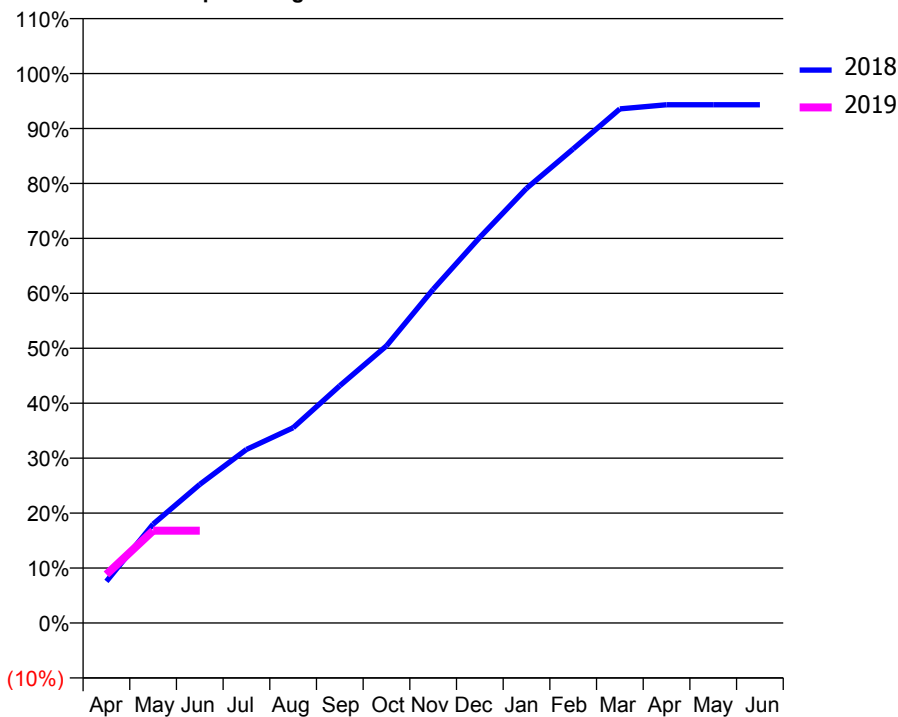
### ACCESS\*

Patients seen in 24 months	Total	Change since previous quarter
Quarter ending June 2017	1,665	
Quarter ending September 2017	1,599	↓
Quarter ending December 2017	1,649	↑
Quarter ending March 2018	1,678	→
Quarter ending June 2018	1,649	↓
<b>Variance since June 2017</b>	<b>(1.0%)</b>	→



### ACTIVITY

Cumulative percentage of contracted UDA delivered 2018 & 2019



Adjusted Scheduled Activity (UDA)

Month	2018	2019
April	196	228
May	464	433
June	651	433
July	815	
August	917	
September	1,114	
October	1,301	
November	1,567	
December	1,811	
January	2,041	
February	2,226	
March	2,414	
April	2,433	
May	2,433	
June	2,433	

### QUALITY

	Quantity	Base Number	Contract	AT	Region	England
% of FP17s for the same patient ID Re-attending within 3 months - Children	9	362	2.5%	10.6%	11.3%	11.5%
% of FP17s for the same patient ID Re-attending within 3 months - Adults	0	15	0.0%	14.5%	14.9%	15.4%
% of FP17s for the same patient ID Re-attending between 3 & 9 months - Children	201	362	55.5%	58.1%	60.0%	58.9%
% of FP17s for the same patient ID Re-attending between 3 & 9 months - Adults	10	15	66.7%	49.3%	52.6%	51.6%
% of FP17s for Band 1 Urgent Courses	17	360	4.7%	8.9%	7.9%	8.9%
% of FP17s Relating to Free Repair or Replacements	0	360	0.0%	0.7%	0.8%	0.8%
% of FP17s Relating to Continuations	0	360	0.0%	0.8%	0.9%	0.9%
% of Patients satisfied with the dentistry they have received	0	0	N/A	93.6%	93.2%	93.2%
% of Patients satisfied with the time they had to wait for an appointment	0	0	N/A	87.7%	89.1%	88.8%

\* This is based on patients treated on this contract for their most recent course of treatment. Figures in italics indicate the base number of FP17s or Patient Questionnaire responses are less than 100. N/A is shown where the base number of responses is less than 10 during the period. % is calculated as Quantity/Base number\*100

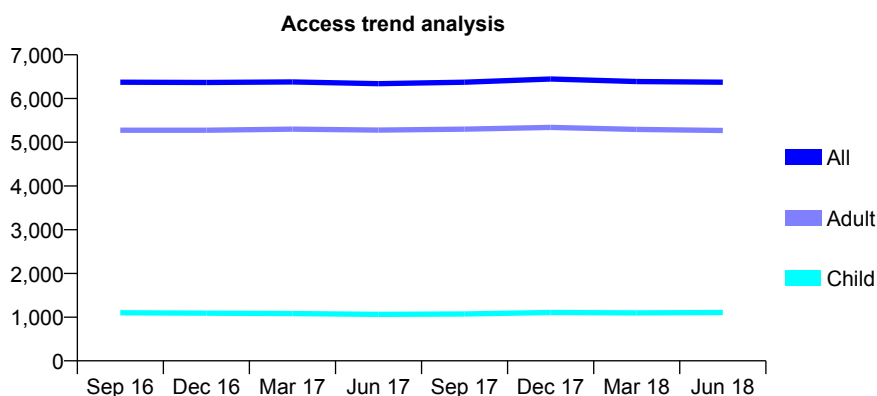
## Q58 - Vital Signs At a Glance Contract Report for 917125/0001 - June 2018

Name or company name	Facial Aesthetic (UK) Ltd
Contract type name	GDS Contract
Purpose of contract	General
Contract start date	01/04/2006
Contract end date	

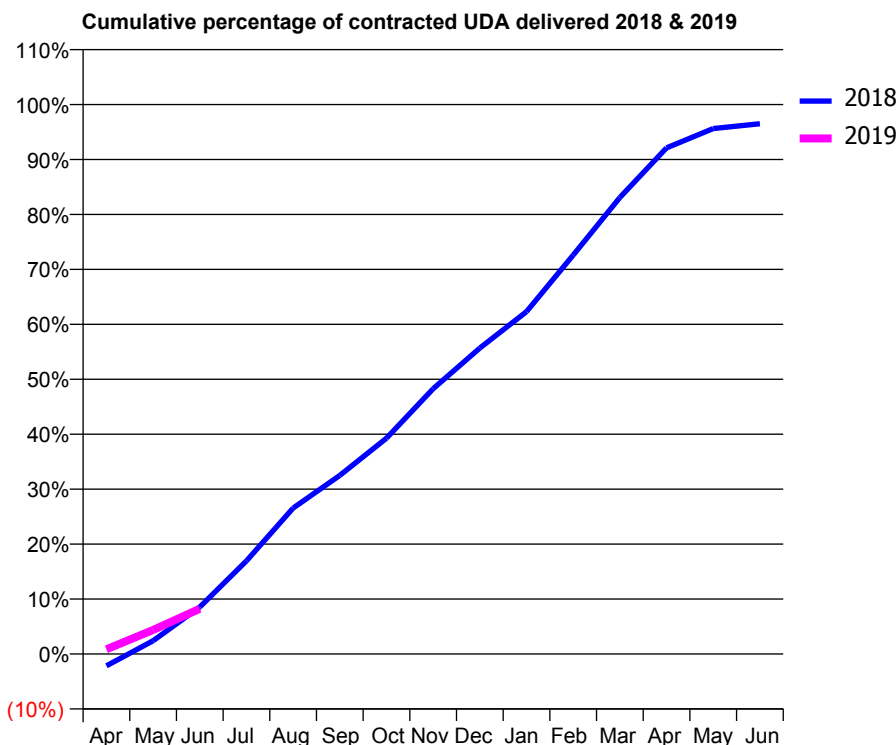
18/19 Contracted general activity (UDA)	25,239
Carry forward general activity (UDA)	0
18/19 Contracted orthodontic activity (UOA)	0
Carry forward orthodontic activity (UOA)	0
Baseline contract value	£617,248.48

### ACCESS\*

Patients seen in 24 months	Total	Change since previous quarter
Quarter ending June 2017	6,340	
Quarter ending September 2017	6,373	→
Quarter ending December 2017	6,445	→
Quarter ending March 2018	6,388	→
Quarter ending June 2018	6,373	→
<b>Variance since June 2017</b>	<b>0.5%</b>	<b>→</b>



### ACTIVITY



Month	Adjusted Scheduled Activity (UDA)	
	2018	2019
April	-546	218
May	611	1,105
June	2,156	2,082
July	4,278	
August	6,703	
September	8,202	
October	9,911	
November	12,184	
December	14,052	
January	15,724	
February	18,321	
March	20,969	
April	23,248	
May	24,137	
June	24,356	

### QUALITY

	Quantity	Base Number	Contract	AT	Region	England
% of FP17s for the same patient ID Re-attending within 3 months - Children	26	326	8.0%	10.6%	11.3%	11.5%
% of FP17s for the same patient ID Re-attending within 3 months - Adults	261	1,684	15.5%	14.5%	14.9%	15.4%
% of FP17s for the same patient ID Re-attending between 3 & 9 months - Children	191	326	58.6%	58.1%	60.0%	58.9%
% of FP17s for the same patient ID Re-attending between 3 & 9 months - Adults	958	1,684	56.9%	49.3%	52.6%	51.6%
% of FP17s for Band 1 Urgent Courses	31	977	3.2%	8.9%	7.9%	8.9%
% of FP17s Relating to Free Repair or Replacements	18	977	1.8%	0.7%	0.8%	0.8%
% of FP17s Relating to Continuations	18	977	1.8%	0.8%	0.9%	0.9%
% of Patients satisfied with the dentistry they have received	8	9	N/A	93.6%	93.2%	93.2%
% of Patients satisfied with the time they had to wait for an appointment	7	9	N/A	87.7%	89.1%	88.8%

\* This is based on patients treated on this contract for their most recent course of treatment. Figures in italics indicate the base number of FP17s or Patient Questionnaire responses are less than 100. N/A is shown where the base number of responses is less than 10 during the period. % is calculated as Quantity/Base number\*100

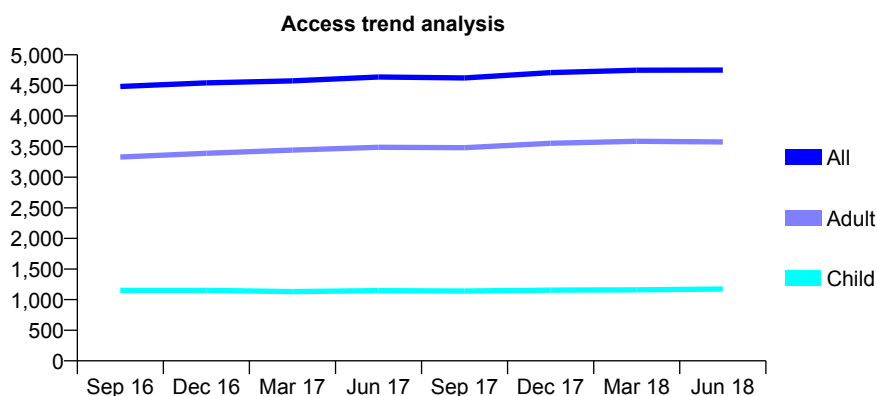
## Q58 - Vital Signs At a Glance Contract Report for 917524/0001 - June 2018

Name or company name	MR MA WATTS
Contract type name	GDS Contract
Purpose of contract	General
Contract start date	01/04/2006
Contract end date	

18/19 Contracted general activity (UDA)	15,310
Carry forward general activity (UDA)	0
18/19 Contracted orthodontic activity (UOA)	0
Carry forward orthodontic activity (UOA)	0
Baseline contract value	£428,085.96

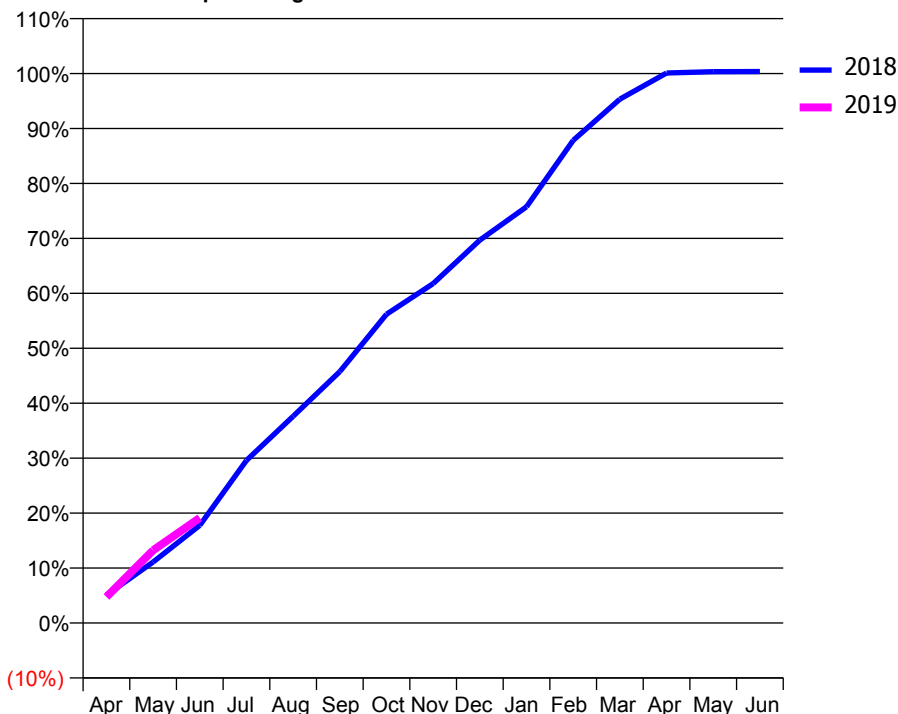
### ACCESS\*

Patients seen in 24 months	Total	Change since previous quarter
Quarter ending June 2017	4,637	
Quarter ending September 2017	4,623	→
Quarter ending December 2017	4,709	→
Quarter ending March 2018	4,749	→
Quarter ending June 2018	4,750	→
<b>Variance since June 2017</b>	<b>2.4%</b>	<b>↑</b>



### ACTIVITY

Cumulative percentage of contracted UDA delivered 2018 & 2019



Adjusted Scheduled Activity (UDA)

Month	2018	2019
April	779	728
May	1,700	2,025
June	2,722	2,930
July	4,531	
August	5,760	
September	7,005	
October	8,604	
November	9,459	
December	10,669	
January	11,597	
February	13,448	
March	14,596	
April	15,324	
May	15,362	
June	15,365	

### QUALITY

	Quantity	Base Number	Contract	AT	Region	England
% of FP17s for the same patient ID Re-attending within 3 months - Children	29	363	8.0%	10.6%	11.3%	11.5%
% of FP17s for the same patient ID Re-attending within 3 months - Adults	159	955	16.6%	14.5%	14.9%	15.4%
% of FP17s for the same patient ID Re-attending between 3 & 9 months - Children	139	363	38.3%	58.1%	60.0%	58.9%
% of FP17s for the same patient ID Re-attending between 3 & 9 months - Adults	298	955	31.2%	49.3%	52.6%	51.6%
% of FP17s for Band 1 Urgent Courses	111	1,047	10.6%	8.9%	7.9%	8.9%
% of FP17s Relating to Free Repair or Replacements	7	1,047	0.7%	0.7%	0.8%	0.8%
% of FP17s Relating to Continuations	24	1,047	2.3%	0.8%	0.9%	0.9%
% of Patients satisfied with the dentistry they have received	14	14	100.0%	93.6%	93.2%	93.2%
% of Patients satisfied with the time they had to wait for an appointment	14	14	100.0%	87.7%	89.1%	88.8%

\* This is based on patients treated on this contract for their most recent course of treatment. Figures in italics indicate the base number of FP17s or Patient Questionnaire responses are less than 100. N/A is shown where the base number of responses is less than 10 during the period. % is calculated as Quantity/Base number\*100

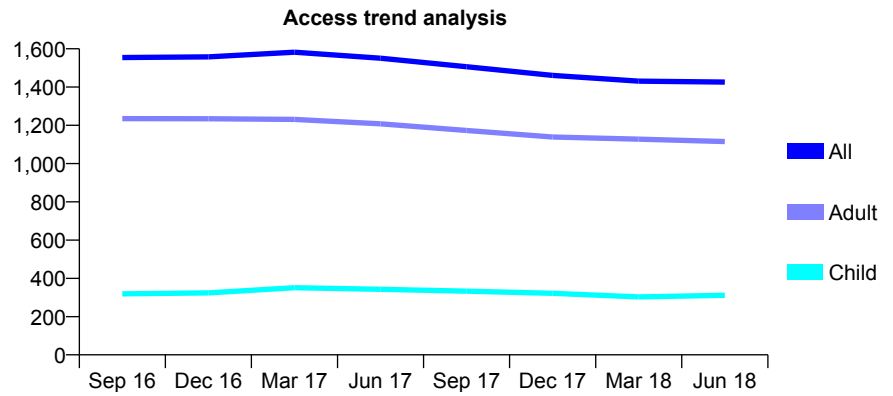
## Q58 - Vital Signs At a Glance Contract Report for 927309/0001 - June 2018

Name or company name	MR BM AL-TAHAN
Contract type name	GDS Contract
Purpose of contract	General
Contract start date	01/04/2006
Contract end date	

18/19 Contracted general activity (UDA)	5,500
Carry forward general activity (UDA)	0
18/19 Contracted orthodontic activity (UOA)	0
Carry forward orthodontic activity (UOA)	0
Baseline contract value	£134,928.01

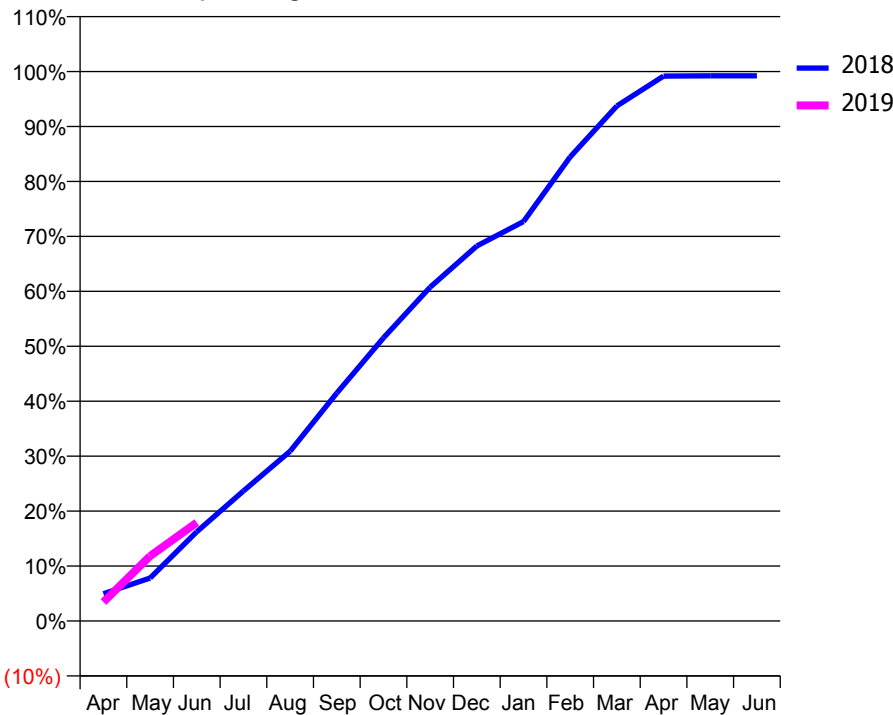
### ACCESS\*

Patients seen in 24 months	Total	Change since previous quarter
Quarter ending June 2017	1,551	
Quarter ending September 2017	1,506	↓
Quarter ending December 2017	1,461	↓
Quarter ending March 2018	1,431	↓
Quarter ending June 2018	1,426	→
<b>Variance since June 2017</b>	<b>(8.1%)</b>	<b>↓</b>



### ACTIVITY

Cumulative percentage of contracted UDA delivered 2018 & 2019



Month	Adjusted Scheduled Activity (UDA)	
	2018	2019
April	272	190
May	431	651
June	893	986
July	1,302	
August	1,699	
September	2,282	
October	2,835	
November	3,342	
December	3,754	
January	3,998	
February	4,646	
March	5,156	
April	5,454	
May	5,457	
June	5,457	

### QUALITY

	Quantity	Base Number	Contract	AT	Region	England
% of FP17s for the same patient ID Re-attending within 3 months - Children	6	100	6.0%	10.6%	11.3%	11.5%
% of FP17s for the same patient ID Re-attending within 3 months - Adults	44	368	12.0%	14.5%	14.9%	15.4%
% of FP17s for the same patient ID Re-attending between 3 & 9 months - Children	56	100	56.0%	58.1%	60.0%	58.9%
% of FP17s for the same patient ID Re-attending between 3 & 9 months - Adults	225	368	61.1%	49.3%	52.6%	51.6%
% of FP17s for Band 1 Urgent Courses	19	385	4.9%	8.9%	7.9%	8.9%
% of FP17s Relating to Free Repair or Replacements	2	385	0.5%	0.7%	0.8%	0.8%
% of FP17s Relating to Continuations	0	385	0.0%	0.8%	0.9%	0.9%
% of Patients satisfied with the dentistry they have received	1	1	N/A	93.6%	93.2%	93.2%
% of Patients satisfied with the time they had to wait for an appointment	1	1	N/A	87.7%	89.1%	88.8%

\* This is based on patients treated on this contract for their most recent course of treatment. Figures in italics indicate the base number of FP17s or Patient Questionnaire responses are less than 100. N/A is shown where the base number of responses is less than 10 during the period. % is calculated as Quantity/Base number\*100

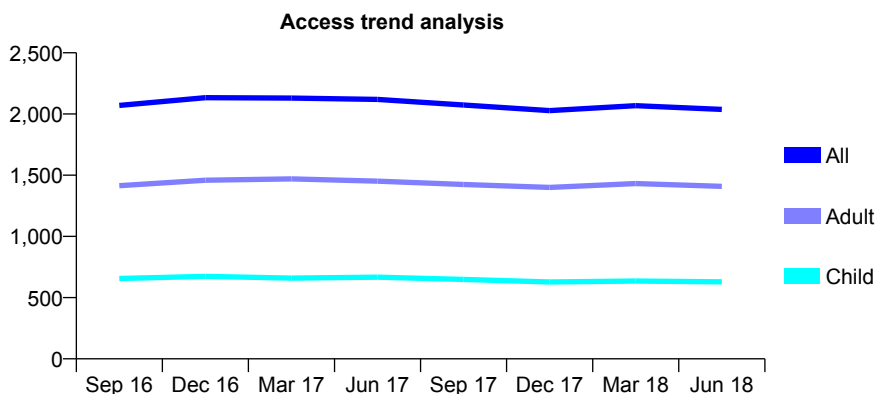
## Q58 - Vital Signs At a Glance Contract Report for 927384/0002 - June 2018

Name or company name	MR M SHAH
Contract type name	GDS Contract
Purpose of contract	General
Contract start date	01/04/2006
Contract end date	

18/19 Contracted general activity (UDA)	6,266
Carry forward general activity (UDA)	0
18/19 Contracted orthodontic activity (UOA)	0
Carry forward orthodontic activity (UOA)	0
Baseline contract value	£164,755.96

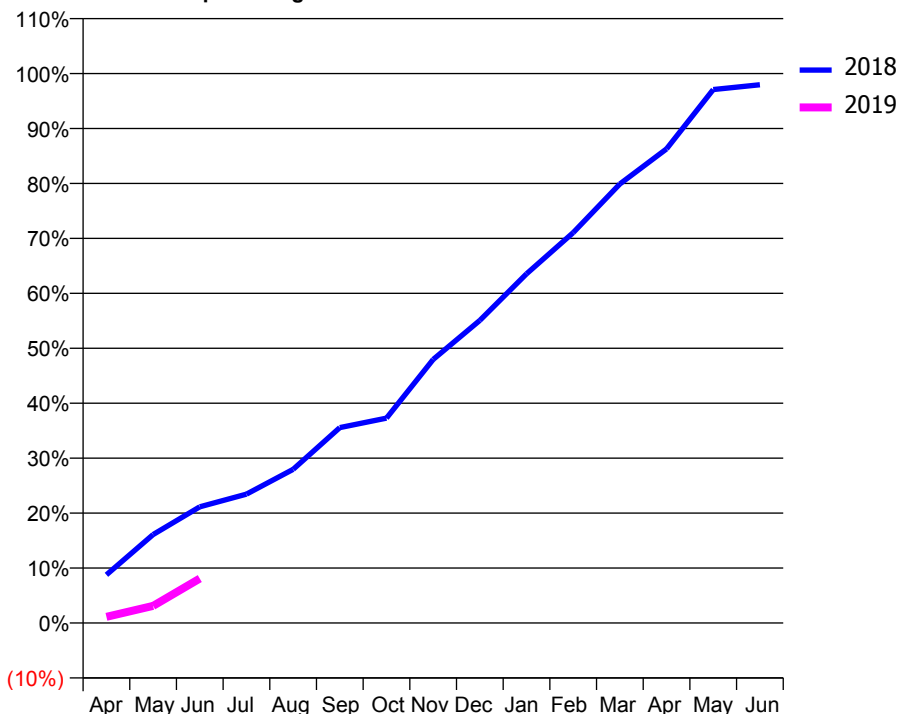
### ACCESS\*

Patients seen in 24 months	Total	Change since previous quarter
Quarter ending June 2017	2,119	
Quarter ending September 2017	2,073	↓
Quarter ending December 2017	2,028	↓
Quarter ending March 2018	2,068	→
Quarter ending June 2018	2,038	↓
<b>Variance since June 2017</b>	<b>(3.8%)</b>	<b>↓</b>



### ACTIVITY

Cumulative percentage of contracted UDA delivered 2018 & 2019



Adjusted Scheduled Activity (UDA)

Month	2018	2019
April	550	71
May	1,008	196
June	1,326	507
July	1,470	
August	1,752	
September	2,228	
October	2,337	
November	3,006	
December	3,451	
January	3,981	
February	4,452	
March	5,006	
April	5,406	
May	6,083	
June	6,137	

### QUALITY

	Quantity	Base Number	Contract	AT	Region	England
% of FP17s for the same patient ID Re-attending within 3 months - Children	9	184	4.9%	10.6%	11.3%	11.5%
% of FP17s for the same patient ID Re-attending within 3 months - Adults	57	446	12.8%	14.5%	14.9%	15.4%
% of FP17s for the same patient ID Re-attending between 3 & 9 months - Children	98	184	53.3%	58.1%	60.0%	58.9%
% of FP17s for the same patient ID Re-attending between 3 & 9 months - Adults	165	446	37.0%	49.3%	52.6%	51.6%
% of FP17s for Band 1 Urgent Courses	16	246	6.5%	8.9%	7.9%	8.9%
% of FP17s Relating to Free Repair or Replacements	0	246	0.0%	0.7%	0.8%	0.8%
% of FP17s Relating to Continuations	1	246	0.4%	0.8%	0.9%	0.9%
% of Patients satisfied with the dentistry they have received	5	5	N/A	93.6%	93.2%	93.2%
% of Patients satisfied with the time they had to wait for an appointment	5	5	N/A	87.7%	89.1%	88.8%

\* This is based on patients treated on this contract for their most recent course of treatment. Figures in italics indicate the base number of FP17s or Patient Questionnaire responses are less than 100. N/A is shown where the base number of responses is less than 10 during the period. % is calculated as Quantity/Base number\*100

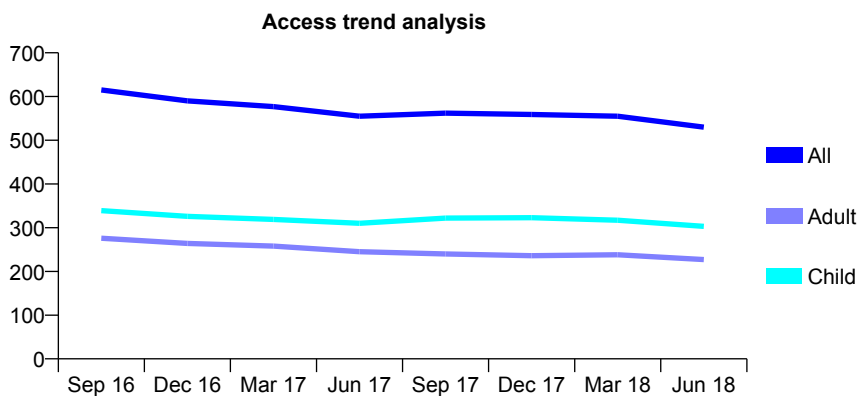
## Q58 - Vital Signs At a Glance Contract Report for 927473/0001 - June 2018

Name or company name	MISS PE PRICE
Contract type name	GDS Contract
Purpose of contract	General
Contract start date	02/10/2013
Contract end date	

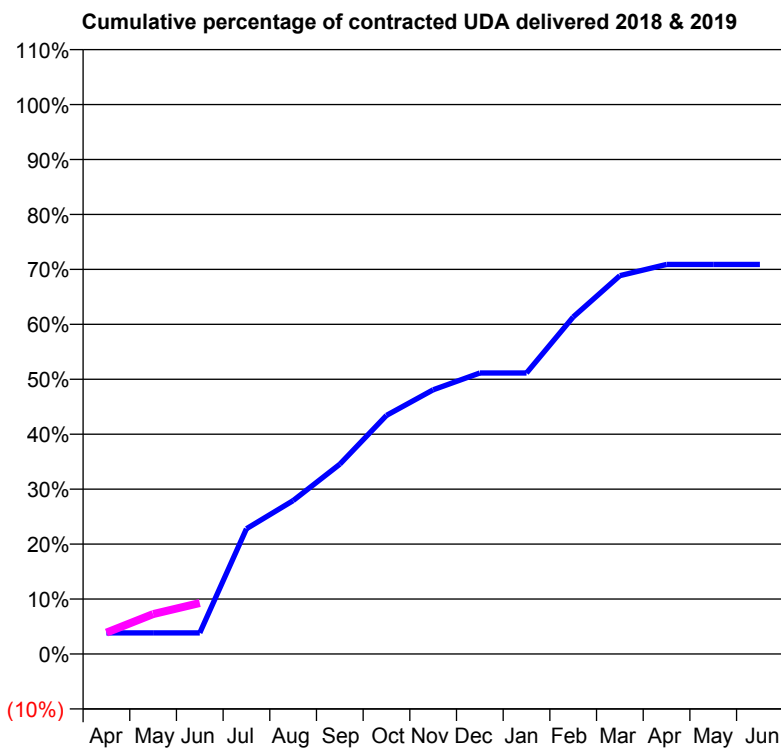
18/19 Contracted general activity (UDA)	1,500
Carry forward general activity (UDA)	0
18/19 Contracted orthodontic activity (UOA)	0
Carry forward orthodontic activity (UOA)	0
Baseline contract value	£30,898.16

### ACCESS\*

Patients seen in 24 months	Total	Change since previous quarter
Quarter ending June 2017	555	
Quarter ending September 2017	562	→
Quarter ending December 2017	559	→
Quarter ending March 2018	555	→
Quarter ending June 2018	530	↓
<b>Variance since June 2017</b>	<b>(4.5%)</b>	<b>↓</b>



### ACTIVITY



Adjusted Scheduled Activity (UDA)		
Month	2018	2019
April	58	58
May	58	109
June	58	139
July	342	
August	419	
September	518	
October	651	
November	721	
December	767	
January	767	
February	920	
March	1,033	
April	1,063	
May	1,063	
June	1,063	

### QUALITY

	Quantity	Base Number	Contract	AT	Region	England
% of FP17s for the same patient ID Re-attending within 3 months - Children	6	76	7.9%	10.6%	11.3%	11.5%
% of FP17s for the same patient ID Re-attending within 3 months - Adults	2	42	4.8%	14.5%	14.9%	15.4%
% of FP17s for the same patient ID Re-attending between 3 & 9 months - Children	50	76	65.8%	58.1%	60.0%	58.9%
% of FP17s for the same patient ID Re-attending between 3 & 9 months - Adults	27	42	64.3%	49.3%	52.6%	51.6%
% of FP17s for Band 1 Urgent Courses	6	96	6.3%	8.9%	7.9%	8.9%
% of FP17s Relating to Free Repair or Replacements	0	96	0.0%	0.7%	0.8%	0.8%
% of FP17s Relating to Continuations	0	96	0.0%	0.8%	0.9%	0.9%
% of Patients satisfied with the dentistry they have received	0	0	N/A	93.6%	93.2%	93.2%
% of Patients satisfied with the time they had to wait for an appointment	0	0	N/A	87.7%	89.1%	88.8%

\* This is based on patients treated on this contract for their most recent course of treatment. Figures in italics indicate the base number of FP17s or Patient Questionnaire responses are less than 100. N/A is shown where the base number of responses is less than 10 during the period. % is calculated as Quantity/Base number\*100



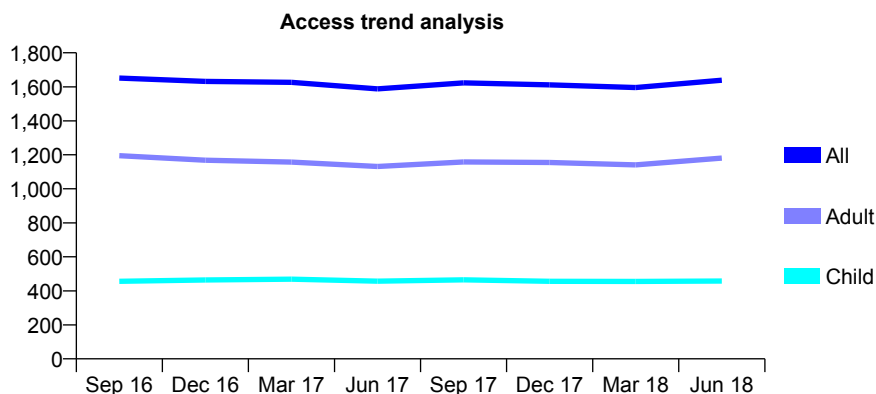
## Q58 - Vital Signs At a Glance Contract Report for 935522/0001 - June 2018

Name or company name	MISS P ABDOLLAHI
Contract type name	GDS Contract
Purpose of contract	General
Contract start date	01/04/2006
Contract end date	

18/19 Contracted general activity (UDA)	3,914
Carry forward general activity (UDA)	0
18/19 Contracted orthodontic activity (UOA)	0
Carry forward orthodontic activity (UOA)	0
Baseline contract value	£100,241.44

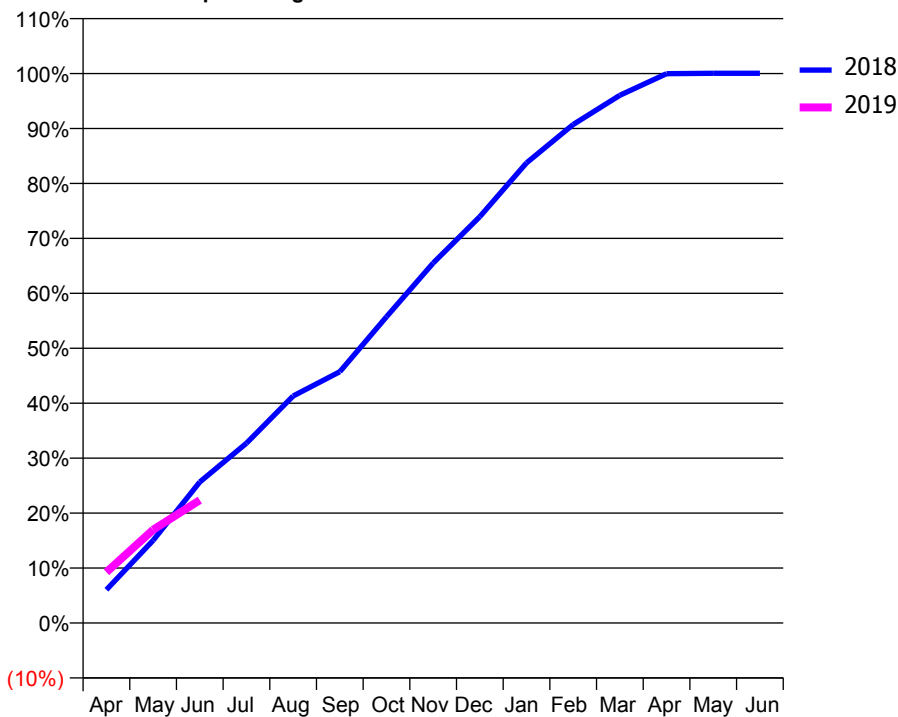
### ACCESS\*

Patients seen in 24 months	Total	Change since previous quarter
Quarter ending June 2017	1,588	
Quarter ending September 2017	1,623	↑
Quarter ending December 2017	1,611	→
Quarter ending March 2018	1,596	→
Quarter ending June 2018	1,639	↑
<b>Variance since June 2017</b>	<b>3.2%</b>	<b>↑</b>



### ACTIVITY

Cumulative percentage of contracted UDA delivered 2018 & 2019



Month	Adjusted Scheduled Activity (UDA)	
	2018	2019
April	237	362
May	588	665
June	1,005	875
July	1,281	
August	1,617	
September	1,790	
October	2,181	
November	2,564	
December	2,895	
January	3,277	
February	3,551	
March	3,759	
April	3,913	
May	3,916	
June	3,916	

### QUALITY

	Quantity	Base Number	Contract	AT	Region	England
% of FP17s for the same patient ID Re-attending within 3 months - Children	10	166	6.0%	10.6%	11.3%	11.5%
% of FP17s for the same patient ID Re-attending within 3 months - Adults	48	413	11.6%	14.5%	14.9%	15.4%
% of FP17s for the same patient ID Re-attending between 3 & 9 months - Children	89	166	53.6%	58.1%	60.0%	58.9%
% of FP17s for the same patient ID Re-attending between 3 & 9 months - Adults	176	413	42.6%	49.3%	52.6%	51.6%
% of FP17s for Band 1 Urgent Courses	52	484	10.7%	8.9%	7.9%	8.9%
% of FP17s Relating to Free Repair or Replacements	0	484	0.0%	0.7%	0.8%	0.8%
% of FP17s Relating to Continuations	2	484	0.4%	0.8%	0.9%	0.9%
% of Patients satisfied with the dentistry they have received	0	0	N/A	93.6%	93.2%	93.2%
% of Patients satisfied with the time they had to wait for an appointment	0	0	N/A	87.7%	89.1%	88.8%

\* This is based on patients treated on this contract for their most recent course of treatment. Figures in italics indicate the base number of FP17s or Patient Questionnaire responses are less than 100. N/A is shown where the base number of responses is less than 10 during the period. % is calculated as Quantity/Base number\*100

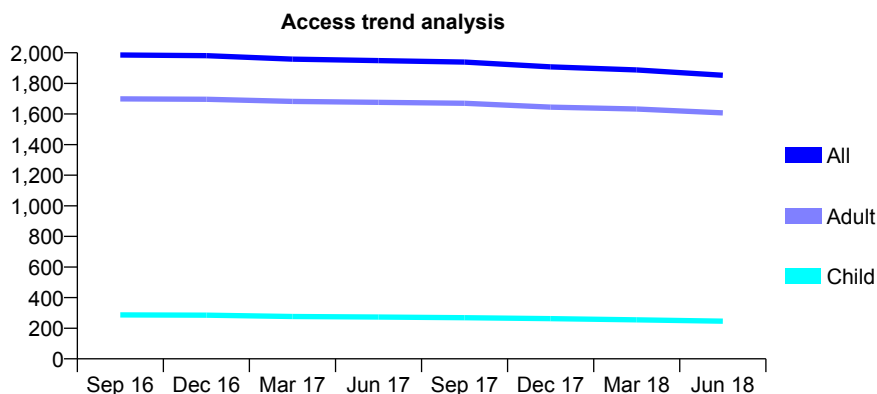
## Q58 - Vital Signs At a Glance Contract Report for 935778/0001 - June 2018

Name or company name	MR M MOKHTARI
Contract type name	GDS Contract
Purpose of contract	General
Contract start date	01/04/2006
Contract end date	

18/19 Contracted general activity (UDA)	6,756
Carry forward general activity (UDA)	0
18/19 Contracted orthodontic activity (UOA)	0
Carry forward orthodontic activity (UOA)	0
Baseline contract value	£207,496.49

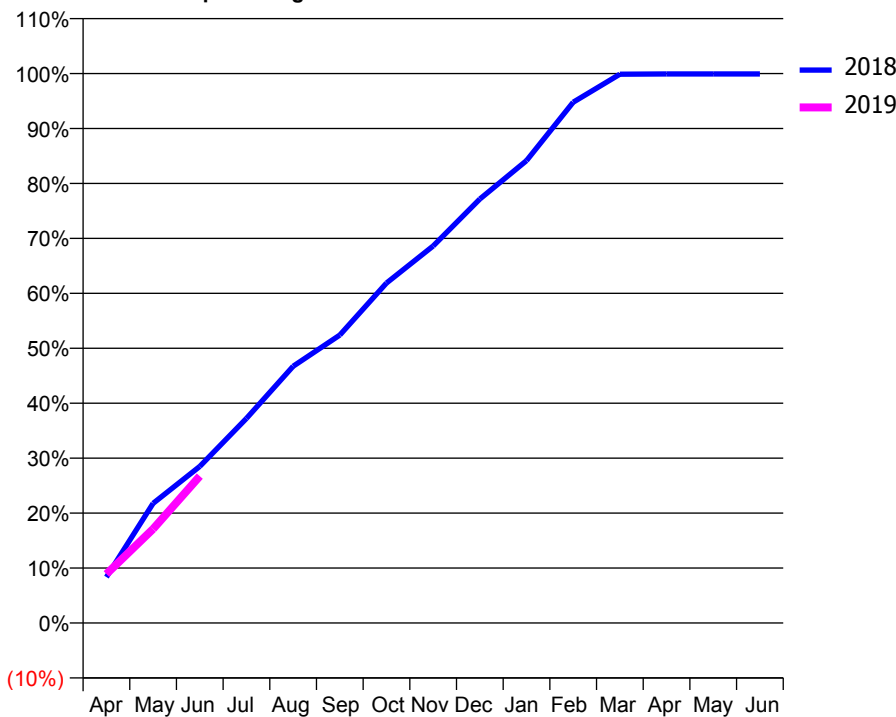
### ACCESS\*

Patients seen in 24 months	Total	Change since previous quarter
Quarter ending June 2017	1,949	
Quarter ending September 2017	1,939	→
Quarter ending December 2017	1,908	↓
Quarter ending March 2018	1,888	↓
Quarter ending June 2018	1,853	↓
<b>Variance since June 2017</b>	<b>(4.9%)</b>	<b>↓</b>



### ACTIVITY

Cumulative percentage of contracted UDA delivered 2018 & 2019



Adjusted Scheduled Activity (UDA)

Month	2018	2019
April	565	602
May	1,472	1,156
June	1,925	1,806
July	2,516	
August	3,157	
September	3,540	
October	4,180	
November	4,635	
December	5,213	
January	5,684	
February	6,403	
March	6,747	
April	6,750	
May	6,750	
June	6,750	

### QUALITY

	Quantity	Base Number	Contract	AT	Region	England
% of FP17s for the same patient ID Re-attending within 3 months - Children	5	111	4.5%	10.6%	11.3%	11.5%
% of FP17s for the same patient ID Re-attending within 3 months - Adults	114	786	14.5%	14.5%	14.9%	15.4%
% of FP17s for the same patient ID Re-attending between 3 & 9 months - Children	83	111	74.8%	58.1%	60.0%	58.9%
% of FP17s for the same patient ID Re-attending between 3 & 9 months - Adults	594	786	75.6%	49.3%	52.6%	51.6%
% of FP17s for Band 1 Urgent Courses	13	896	1.5%	8.9%	7.9%	8.9%
% of FP17s Relating to Free Repair or Replacements	11	896	1.2%	0.7%	0.8%	0.8%
% of FP17s Relating to Continuations	11	896	1.2%	0.8%	0.9%	0.9%
% of Patients satisfied with the dentistry they have received	2	2	N/A	93.6%	93.2%	93.2%
% of Patients satisfied with the time they had to wait for an appointment	2	2	N/A	87.7%	89.1%	88.8%

\* This is based on patients treated on this contract for their most recent course of treatment. Figures in italics indicate the base number of FP17s or Patient Questionnaire responses are less than 100. N/A is shown where the base number of responses is less than 10 during the period. % is calculated as Quantity/Base number\*100

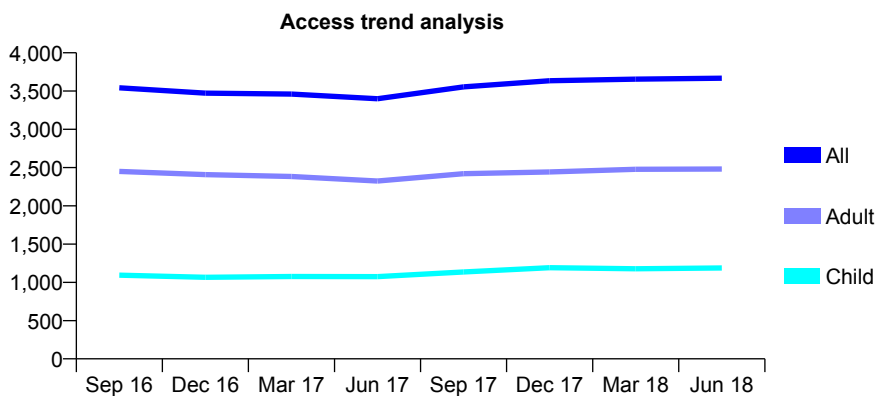
## Q58 - Vital Signs At a Glance Contract Report for 939544/0001 - June 2018

Name or company name	MISS SS WADHWANI
Contract type name	GDS Contract
Purpose of contract	General
Contract start date	01/04/2006
Contract end date	

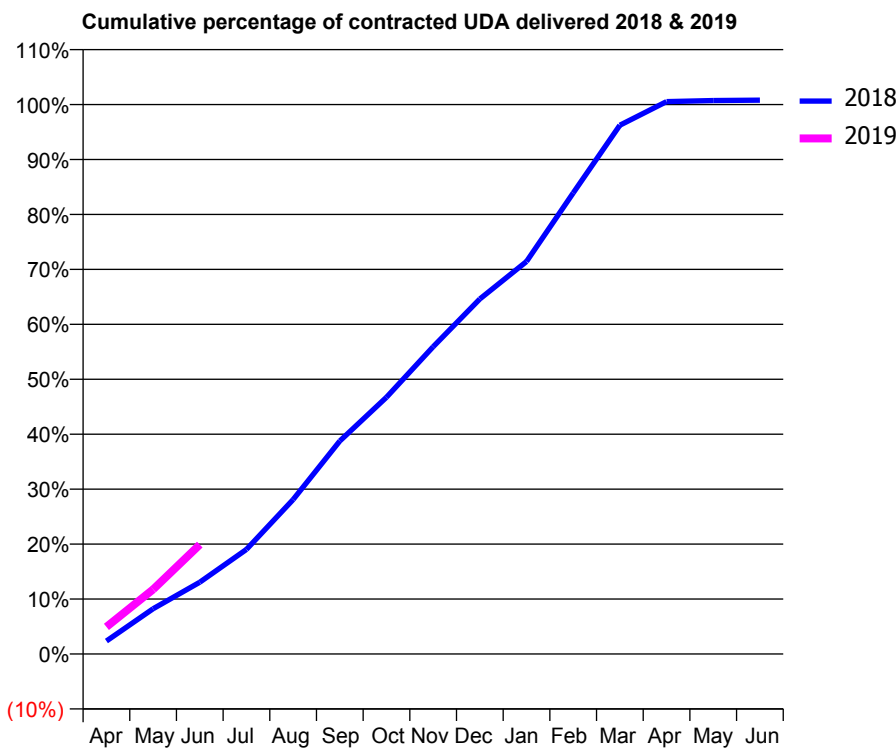
18/19 Contracted general activity (UDA)	7,512
Carry forward general activity (UDA)	0
18/19 Contracted orthodontic activity (UOA)	0
Carry forward orthodontic activity (UOA)	0
Baseline contract value	£236,592.87

### ACCESS\*

Patients seen in 24 months	Total	Change since previous quarter
Quarter ending June 2017	3,400	
Quarter ending September 2017	3,555	↑
Quarter ending December 2017	3,635	↑
Quarter ending March 2018	3,655	→
Quarter ending June 2018	3,668	→
<b>Variance since June 2017</b>	<b>7.9%</b>	<b>↑</b>



### ACTIVITY



Month	Adjusted Scheduled Activity (UDA)	
	2018	2019
April	179	371
May	619	884
June	981	1,496
July	1,431	
August	2,111	
September	2,913	
October	3,509	
November	4,202	
December	4,854	
January	5,366	
February	6,304	
March	7,229	
April	7,551	
May	7,565	
June	7,571	

### QUALITY

	Quantity	Base Number	Contract	AT	Region	England
% of FP17s for the same patient ID Re-attending within 3 months - Children	19	358	5.3%	10.6%	11.3%	11.5%
% of FP17s for the same patient ID Re-attending within 3 months - Adults	74	666	11.1%	14.5%	14.9%	15.4%
% of FP17s for the same patient ID Re-attending between 3 & 9 months - Children	152	358	42.5%	58.1%	60.0%	58.9%
% of FP17s for the same patient ID Re-attending between 3 & 9 months - Adults	254	666	38.1%	49.3%	52.6%	51.6%
% of FP17s for Band 1 Urgent Courses	70	786	8.9%	8.9%	7.9%	8.9%
% of FP17s Relating to Free Repair or Replacements	4	786	0.5%	0.7%	0.8%	0.8%
% of FP17s Relating to Continuations	9	786	1.1%	0.8%	0.9%	0.9%
% of Patients satisfied with the dentistry they have received	4	4	N/A	93.6%	93.2%	93.2%
% of Patients satisfied with the time they had to wait for an appointment	4	4	N/A	87.7%	89.1%	88.8%

\* This is based on patients treated on this contract for their most recent course of treatment. Figures in italics indicate the base number of FP17s or Patient Questionnaire responses are less than 100. N/A is shown where the base number of responses is less than 10 during the period. % is calculated as Quantity/Base number\*100

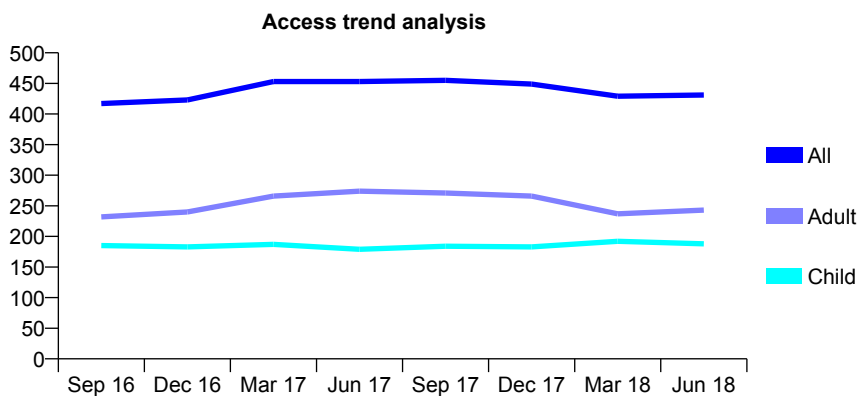
## Q58 - Vital Signs At a Glance Contract Report for 940984/0001 - June 2018

Name or company name	MR NL SLACK
Contract type name	GDS Contract
Purpose of contract	General
Contract start date	01/04/2006
Contract end date	

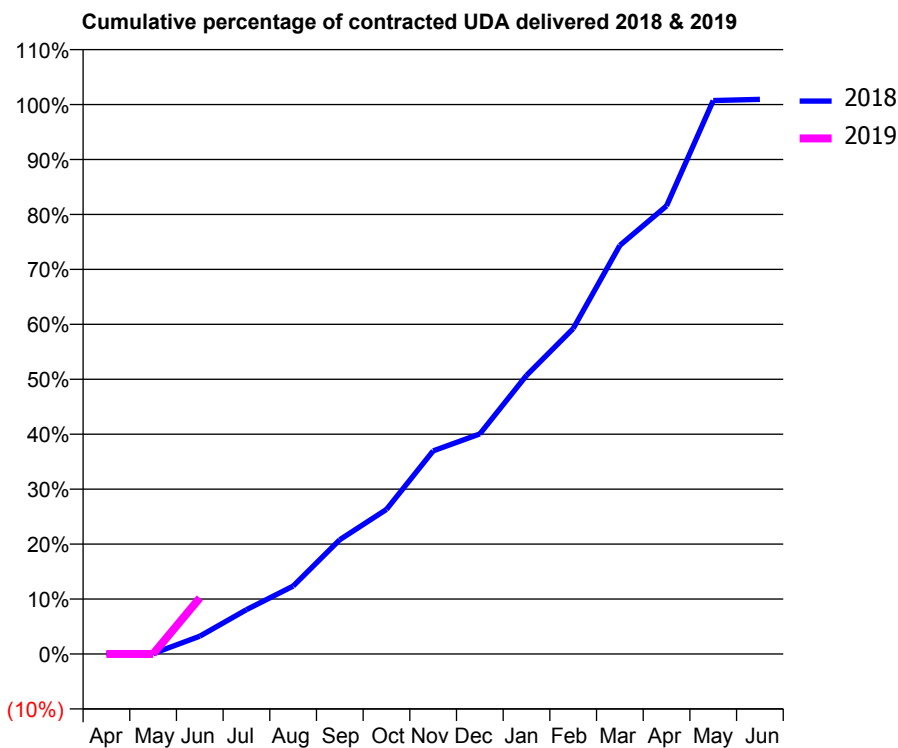
18/19 Contracted general activity (UDA)	1,326
Carry forward general activity (UDA)	0
18/19 Contracted orthodontic activity (UOA)	0
Carry forward orthodontic activity (UOA)	0
Baseline contract value	£38,299.93

### ACCESS\*

Patients seen in 24 months	Total	Change since previous quarter
Quarter ending June 2017	453	
Quarter ending September 2017	455	→
Quarter ending December 2017	449	↓
Quarter ending March 2018	429	↓
Quarter ending June 2018	431	→
<b>Variance since June 2017</b>	<b>(4.9%)</b>	<b>↓</b>



### ACTIVITY



Month	Adjusted Scheduled Activity (UDA)	
	2018	2019
April	1	0
May	1	0
June	43	135
July	107	
August	164	
September	276	
October	349	
November	490	
December	531	
January	672	
February	785	
March	986	
April	1,081	
May	1,335	
June	1,338	

### QUALITY

	Quantity	Base Number	Contract	AT	Region	England
% of FP17s for the same patient ID Re-attending within 3 months - Children	4	103	3.9%	10.6%	11.3%	11.5%
% of FP17s for the same patient ID Re-attending within 3 months - Adults	9	50	18.0%	14.5%	14.9%	15.4%
% of FP17s for the same patient ID Re-attending between 3 & 9 months - Children	72	103	69.9%	58.1%	60.0%	58.9%
% of FP17s for the same patient ID Re-attending between 3 & 9 months - Adults	27	50	54.0%	49.3%	52.6%	51.6%
% of FP17s for Band 1 Urgent Courses	0	38	0.0%	8.9%	7.9%	8.9%
% of FP17s Relating to Free Repair or Replacements	0	38	0.0%	0.7%	0.8%	0.8%
% of FP17s Relating to Continuations	0	38	0.0%	0.8%	0.9%	0.9%
% of Patients satisfied with the dentistry they have received	1	1	N/A	93.6%	93.2%	93.2%
% of Patients satisfied with the time they had to wait for an appointment	1	1	N/A	87.7%	89.1%	88.8%

\* This is based on patients treated on this contract for their most recent course of treatment. Figures in italics indicate the base number of FP17s or Patient Questionnaire responses are less than 100. N/A is shown where the base number of responses is less than 10 during the period. % is calculated as Quantity/Base number\*100

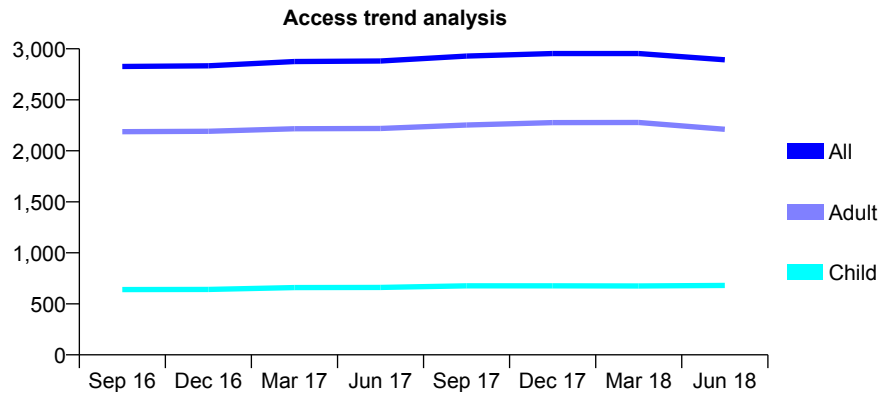
## Q58 - Vital Signs At a Glance Contract Report for 941034/0001 - June 2018

Name or company name	Highfield Dental Practice
Contract type name	GDS Contract
Purpose of contract	General
Contract start date	12/08/2013
Contract end date	

18/19 Contracted general activity (UDA)	10,085
Carry forward general activity (UDA)	0
18/19 Contracted orthodontic activity (UOA)	0
Carry forward orthodontic activity (UOA)	0
Baseline contract value	£257,646.32

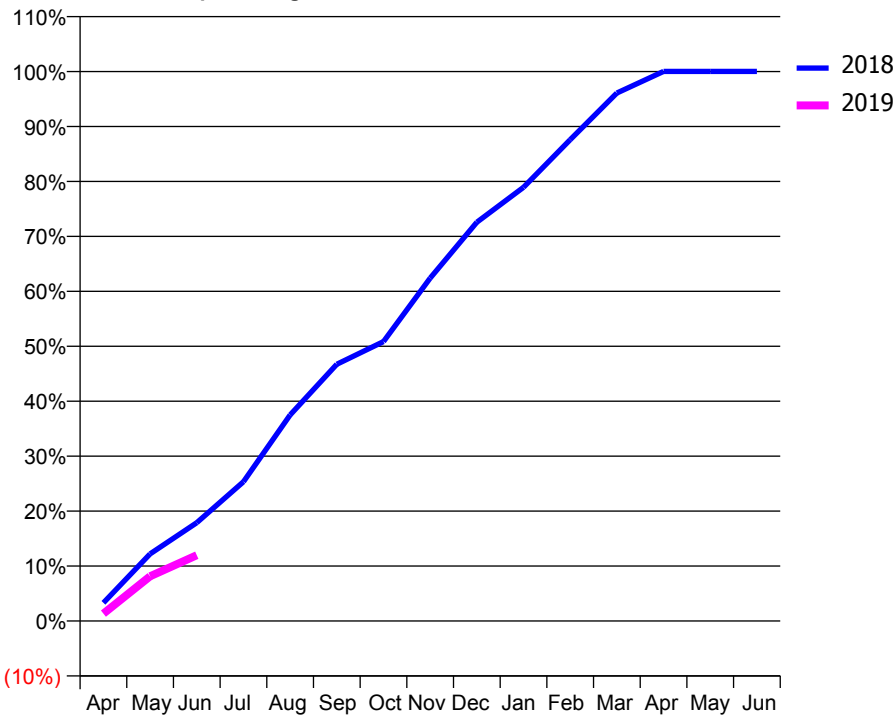
### ACCESS\*

Patients seen in 24 months	Total	Change since previous quarter
Quarter ending June 2017	2,880	
Quarter ending September 2017	2,929	→
Quarter ending December 2017	2,953	→
Quarter ending March 2018	2,953	→
Quarter ending June 2018	2,892	↓
<b>Variance since June 2017</b>	<b>0.4%</b>	<b>→</b>



### ACTIVITY

Cumulative percentage of contracted UDA delivered 2018 & 2019



Month	Adjusted Scheduled Activity (UDA)	
	2018	2019
April	334	136
May	1,233	821
June	1,805	1,208
July	2,556	
August	3,781	
September	4,712	
October	5,129	
November	6,293	
December	7,319	
January	7,960	
February	8,833	
March	9,689	
April	10,086	
May	10,086	
June	10,086	

### QUALITY

	Quantity	Base Number	Contract	AT	Region	England
% of FP17s for the same patient ID Re-attending within 3 months - Children	11	187	5.9%	10.6%	11.3%	11.5%
% of FP17s for the same patient ID Re-attending within 3 months - Adults	75	543	13.8%	14.5%	14.9%	15.4%
% of FP17s for the same patient ID Re-attending between 3 & 9 months - Children	107	187	57.2%	58.1%	60.0%	58.9%
% of FP17s for the same patient ID Re-attending between 3 & 9 months - Adults	306	543	56.4%	49.3%	52.6%	51.6%
% of FP17s for Band 1 Urgent Courses	61	593	10.3%	8.9%	7.9%	8.9%
% of FP17s Relating to Free Repair or Replacements	4	593	0.7%	0.7%	0.8%	0.8%
% of FP17s Relating to Continuations	0	593	0.0%	0.8%	0.9%	0.9%
% of Patients satisfied with the dentistry they have received	3	3	N/A	93.6%	93.2%	93.2%
% of Patients satisfied with the time they had to wait for an appointment	3	3	N/A	87.7%	89.1%	88.8%

\* This is based on patients treated on this contract for their most recent course of treatment. Figures in italics indicate the base number of FP17s or Patient Questionnaire responses are less than 100. N/A is shown where the base number of responses is less than 10 during the period. % is calculated as Quantity/Base number\*100

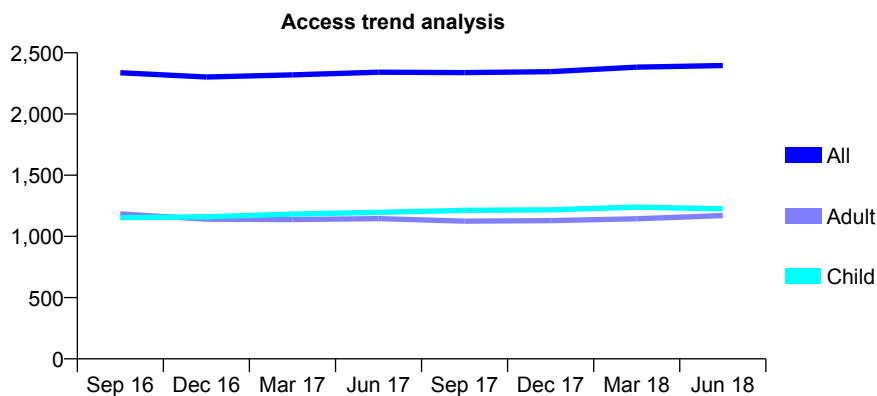
## Q58 - Vital Signs At a Glance Contract Report for 943959/0001 - June 2018

Name or company name	MR K THANKI
Contract type name	GDS Contract
Purpose of contract	General
Contract start date	01/04/2006
Contract end date	

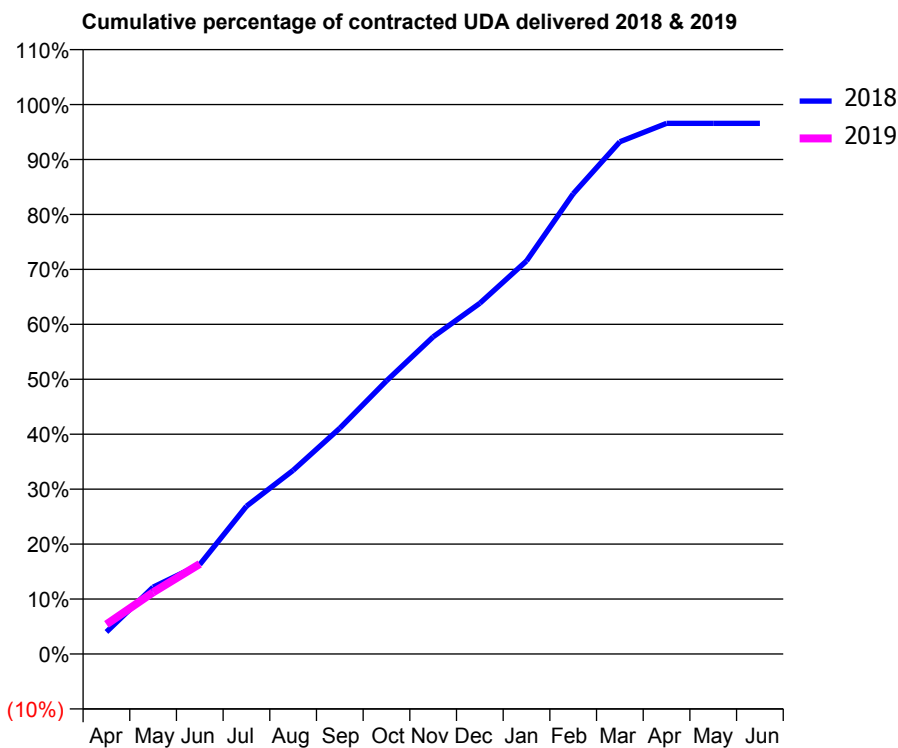
18/19 Contracted general activity (UDA)	10,870
Carry forward general activity (UDA)	0
18/19 Contracted orthodontic activity (UOA)	0
Carry forward orthodontic activity (UOA)	0
Baseline contract value	£357,938.55

### ACCESS\*

Patients seen in 24 months	Total	Change since previous quarter
Quarter ending June 2017	2,342	
Quarter ending September 2017	2,338	→
Quarter ending December 2017	2,346	→
Quarter ending March 2018	2,383	→
Quarter ending June 2018	2,396	→
<b>Variance since June 2017</b>	<b>2.3%</b>	<b>↑</b>



### ACTIVITY



Month	Adjusted Scheduled Activity (UDA)	
	2018	2019
April	438	587
May	1,322	1,221
June	1,772	1,783
July	2,924	
August	3,632	
September	4,466	
October	5,402	
November	6,273	
December	6,938	
January	7,775	
February	9,105	
March	10,132	
April	10,498	
May	10,498	
June	10,498	

### QUALITY

	Quantity	Base Number	Contract	AT	Region	England
% of FP17s for the same patient ID Re-attending within 3 months - Children	34	407	8.4%	10.6%	11.3%	11.5%
% of FP17s for the same patient ID Re-attending within 3 months - Adults	72	392	18.4%	14.5%	14.9%	15.4%
% of FP17s for the same patient ID Re-attending between 3 & 9 months - Children	268	407	65.8%	58.1%	60.0%	58.9%
% of FP17s for the same patient ID Re-attending between 3 & 9 months - Adults	198	392	50.5%	49.3%	52.6%	51.6%
% of FP17s for Band 1 Urgent Courses	13	702	1.9%	8.9%	7.9%	8.9%
% of FP17s Relating to Free Repair or Replacements	1	702	0.1%	0.7%	0.8%	0.8%
% of FP17s Relating to Continuations	1	702	0.1%	0.8%	0.9%	0.9%
% of Patients satisfied with the dentistry they have received	3	3	N/A	93.6%	93.2%	93.2%
% of Patients satisfied with the time they had to wait for an appointment	3	3	N/A	87.7%	89.1%	88.8%

\* This is based on patients treated on this contract for their most recent course of treatment. Figures in italics indicate the base number of FP17s or Patient Questionnaire responses are less than 100. N/A is shown where the base number of responses is less than 10 during the period. % is calculated as Quantity/Base number\*100

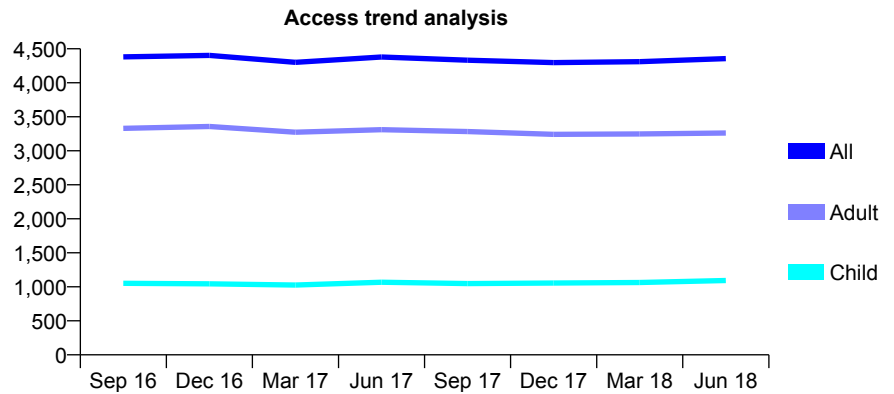
## Q58 - Vital Signs At a Glance Contract Report for 946656/0002 - June 2018

Name or company name	MR GS LIDDER
Contract type name	GDS Contract
Purpose of contract	General
Contract start date	22/12/2007
Contract end date	

18/19 Contracted general activity (UDA)	10,493
Carry forward general activity (UDA)	0
18/19 Contracted orthodontic activity (UOA)	0
Carry forward orthodontic activity (UOA)	0
Baseline contract value	£363,061.45

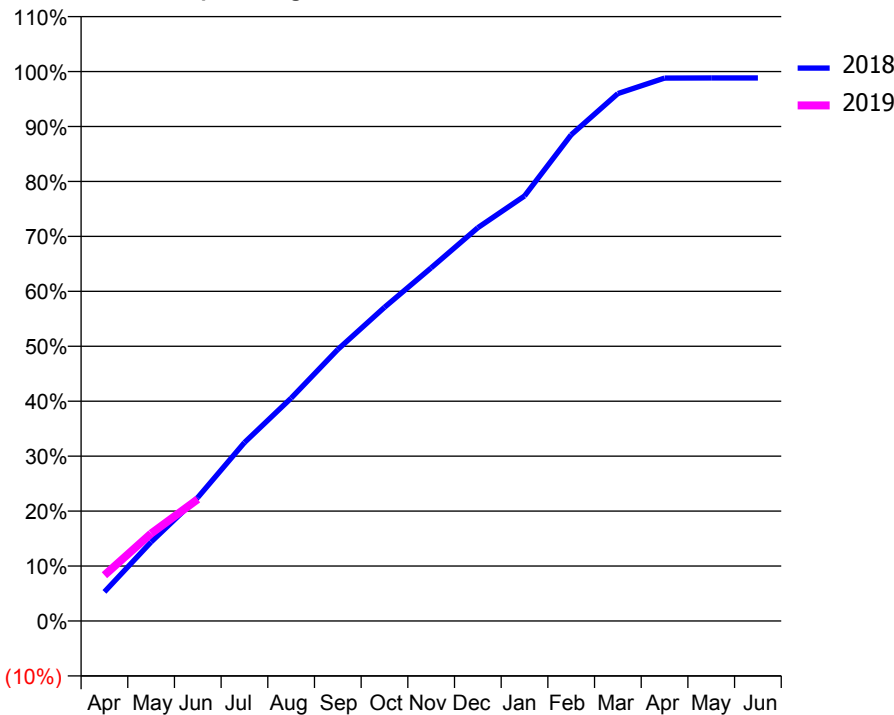
### ACCESS\*

Patients seen in 24 months	Total	Change since previous quarter
Quarter ending June 2017	4,379	
Quarter ending September 2017	4,333	↓
Quarter ending December 2017	4,298	→
Quarter ending March 2018	4,311	→
Quarter ending June 2018	4,355	→
<b>Variance since June 2017</b>	<b>(0.5%)</b>	→



### ACTIVITY

Cumulative percentage of contracted UDA delivered 2018 & 2019



Month	Adjusted Scheduled Activity (UDA)	
	2018	2019
April	556	875
May	1,508	1,672
June	2,358	2,326
July	3,408	
August	4,256	
September	5,185	
October	5,990	
November	6,745	
December	7,510	
January	8,115	
February	9,286	
March	10,071	
April	10,367	
May	10,371	
June	10,371	

### QUALITY

	Quantity	Base Number	Contract	AT	Region	England
% of FP17s for the same patient ID Re-attending within 3 months - Children	34	456	7.5%	10.6%	11.3%	11.5%
% of FP17s for the same patient ID Re-attending within 3 months - Adults	154	1,065	14.5%	14.5%	14.9%	15.4%
% of FP17s for the same patient ID Re-attending between 3 & 9 months - Children	257	456	56.4%	58.1%	60.0%	58.9%
% of FP17s for the same patient ID Re-attending between 3 & 9 months - Adults	608	1,065	57.1%	49.3%	52.6%	51.6%
% of FP17s for Band 1 Urgent Courses	74	1,182	6.3%	8.9%	7.9%	8.9%
% of FP17s Relating to Free Repair or Replacements	7	1,182	0.6%	0.7%	0.8%	0.8%
% of FP17s Relating to Continuations	12	1,182	1.0%	0.8%	0.9%	0.9%
% of Patients satisfied with the dentistry they have received	2	2	N/A	93.6%	93.2%	93.2%
% of Patients satisfied with the time they had to wait for an appointment	2	2	N/A	87.7%	89.1%	88.8%

\* This is based on patients treated on this contract for their most recent course of treatment. Figures in italics indicate the base number of FP17s or Patient Questionnaire responses are less than 100. N/A is shown where the base number of responses is less than 10 during the period. % is calculated as Quantity/Base number\*100

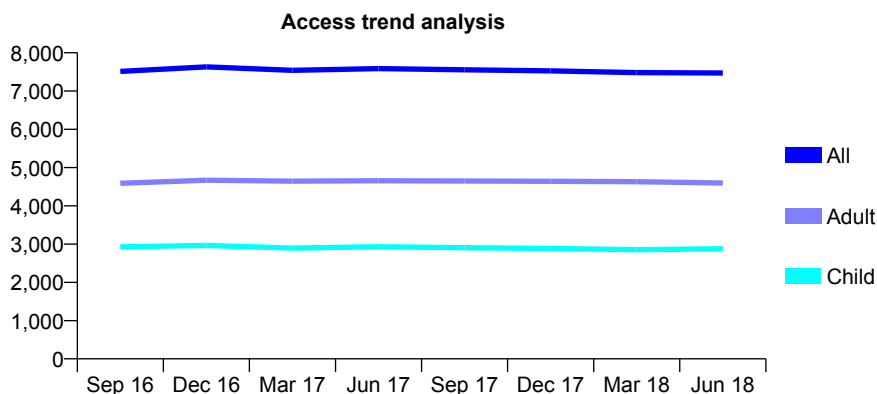
## Q58 - Vital Signs At a Glance Contract Report for 946931/0001 - June 2018

Name or company name	All Smiles Dental Care
Contract type name	GDS Contract
Purpose of contract	General
Contract start date	01/04/2006
Contract end date	

18/19 Contracted general activity (UDA)	15,649
Carry forward general activity (UDA)	0
18/19 Contracted orthodontic activity (UOA)	0
Carry forward orthodontic activity (UOA)	0
Baseline contract value	£421,245.45

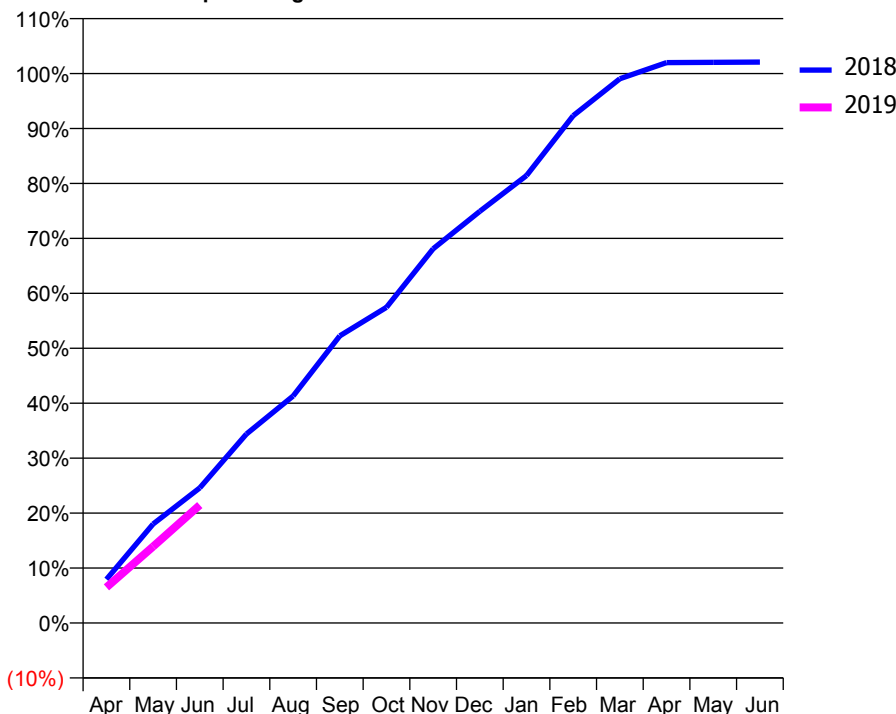
### ACCESS\*

Patients seen in 24 months	Total	Change since previous quarter
Quarter ending June 2017	7,587	
Quarter ending September 2017	7,556	→
Quarter ending December 2017	7,526	→
Quarter ending March 2018	7,482	→
Quarter ending June 2018	7,473	→
<b>Variance since June 2017</b>	<b>(1.5%)</b>	<b>↓</b>



### ACTIVITY

Cumulative percentage of contracted UDA delivered 2018 & 2019



Adjusted Scheduled Activity (UDA)

Month	2018	2019
April	1,245	1,014
May	2,820	2,176
June	3,849	3,357
July	5,383	
August	6,465	
September	8,178	
October	8,990	
November	10,658	
December	11,725	
January	12,743	
February	14,449	
March	15,499	
April	15,960	
May	15,966	
June	15,973	

### QUALITY

	Quantity	Base Number	Contract	AT	Region	England
% of FP17s for the same patient ID Re-attending within 3 months - Children	49	1,092	4.5%	10.6%	11.3%	11.5%
% of FP17s for the same patient ID Re-attending within 3 months - Adults	131	1,503	8.7%	14.5%	14.9%	15.4%
% of FP17s for the same patient ID Re-attending between 3 & 9 months - Children	795	1,092	72.8%	58.1%	60.0%	58.9%
% of FP17s for the same patient ID Re-attending between 3 & 9 months - Adults	934	1,503	62.1%	49.3%	52.6%	51.6%
% of FP17s for Band 1 Urgent Courses	136	2,296	5.9%	8.9%	7.9%	8.9%
% of FP17s Relating to Free Repair or Replacements	0	2,296	0.0%	0.7%	0.8%	0.8%
% of FP17s Relating to Continuations	9	2,296	0.4%	0.8%	0.9%	0.9%
% of Patients satisfied with the dentistry they have received	4	4	N/A	93.6%	93.2%	93.2%
% of Patients satisfied with the time they had to wait for an appointment	3	4	N/A	87.7%	89.1%	88.8%

\* This is based on patients treated on this contract for their most recent course of treatment. Figures in italics indicate the base number of FP17s or Patient Questionnaire responses are less than 100. N/A is shown where the base number of responses is less than 10 during the period. % is calculated as Quantity/Base number\*100



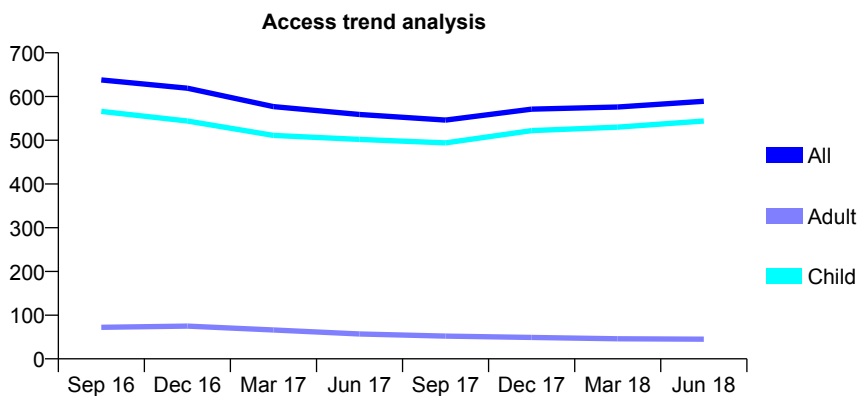
## Q58 - Vital Signs At a Glance Contract Report for 951056/0001 - June 2018

Name or company name	Uma Madhav
Contract type name	GDS Contract
Purpose of contract	General
Contract start date	01/04/2006
Contract end date	

18/19 Contracted general activity (UDA)	980
Carry forward general activity (UDA)	0
18/19 Contracted orthodontic activity (UOA)	0
Carry forward orthodontic activity (UOA)	0
Baseline contract value	£25,248.65

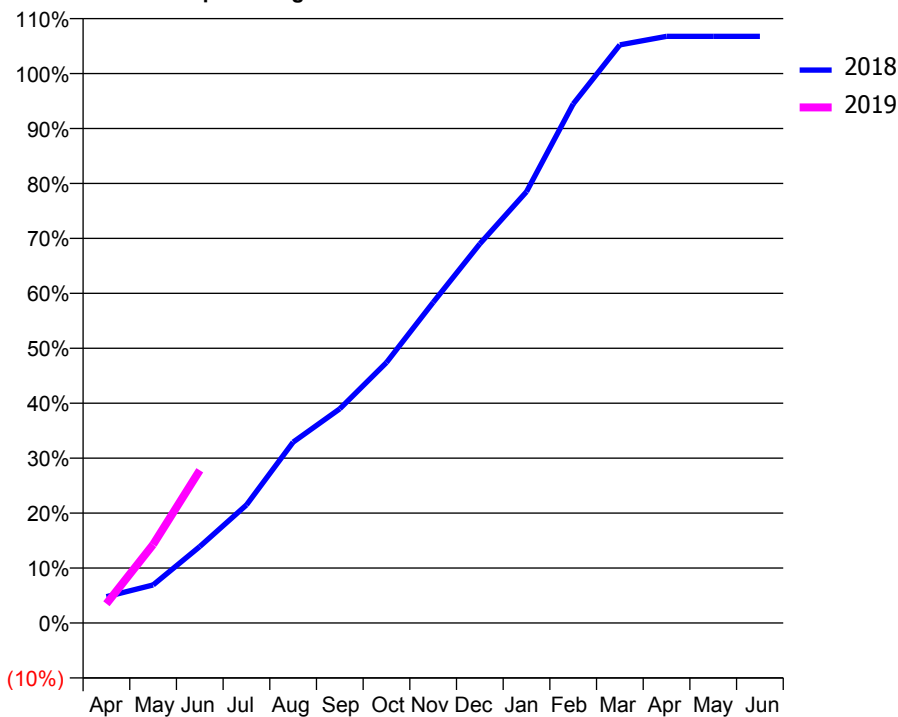
### ACCESS\*

Patients seen in 24 months	Total	Change since previous quarter
Quarter ending June 2017	559	
Quarter ending September 2017	546	↓
Quarter ending December 2017	571	↑
Quarter ending March 2018	576	→
Quarter ending June 2018	589	↑
<b>Variance since June 2017</b>	<b>5.4%</b>	<b>↑</b>



### ACTIVITY

Cumulative percentage of contracted UDA delivered 2018 & 2019



Adjusted Scheduled Activity (UDA)

Month	2018	2019
April	47	34
May	68	140
June	136	272
July	211	
August	323	
September	382	
October	465	
November	572	
December	676	
January	769	
February	926	
March	1,031	
April	1,046	
May	1,046	
June	1,046	

### QUALITY

	Quantity	Base Number	Contract	AT	Region	England
% of FP17s for the same patient ID Re-attending within 3 months - Children	12	196	6.1%	10.6%	11.3%	11.5%
% of FP17s for the same patient ID Re-attending within 3 months - Adults	0	0	N/A	14.5%	14.9%	15.4%
% of FP17s for the same patient ID Re-attending between 3 & 9 months - Children	99	196	50.5%	58.1%	60.0%	58.9%
% of FP17s for the same patient ID Re-attending between 3 & 9 months - Adults	0	0	N/A	49.3%	52.6%	51.6%
% of FP17s for Band 1 Urgent Courses	7	181	3.9%	8.9%	7.9%	8.9%
% of FP17s Relating to Free Repair or Replacements	0	181	0.0%	0.7%	0.8%	0.8%
% of FP17s Relating to Continuations	1	181	0.6%	0.8%	0.9%	0.9%
% of Patients satisfied with the dentistry they have received	0	0	N/A	93.6%	93.2%	93.2%
% of Patients satisfied with the time they had to wait for an appointment	0	0	N/A	87.7%	89.1%	88.8%

\* This is based on patients treated on this contract for their most recent course of treatment. Figures in italics indicate the base number of FP17s or Patient Questionnaire responses are less than 100. N/A is shown where the base number of responses is less than 10 during the period. % is calculated as Quantity/Base number\*100

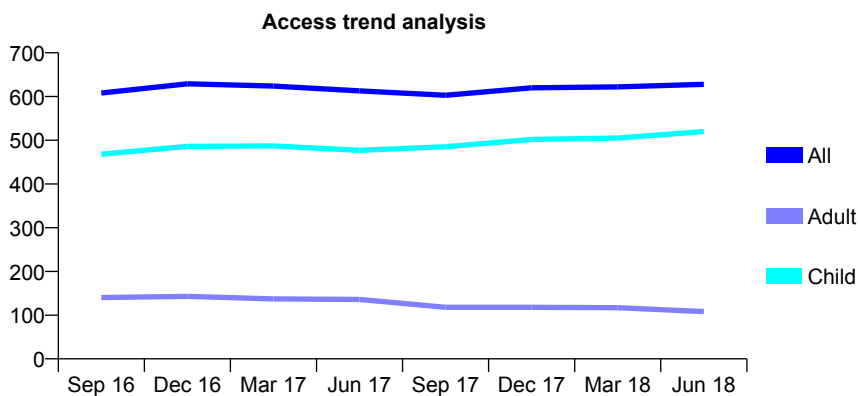
## Q58 - Vital Signs At a Glance Contract Report for 952451/0001 - June 2018

Name or company name	MISS D GANGULI
Contract type name	GDS Contract
Purpose of contract	General
Contract start date	01/12/2010
Contract end date	

18/19 Contracted general activity (UDA)	1,146
Carry forward general activity (UDA)	0
18/19 Contracted orthodontic activity (UOA)	0
Carry forward orthodontic activity (UOA)	0
Baseline contract value	£31,875.85

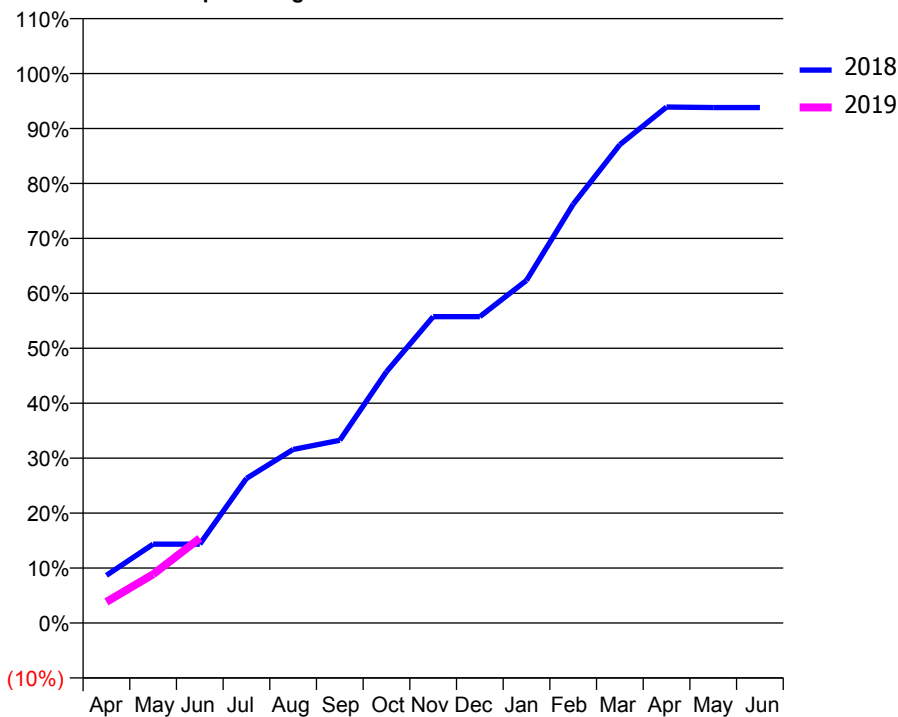
### ACCESS\*

Patients seen in 24 months	Total	Change since previous quarter
Quarter ending June 2017	613	
Quarter ending September 2017	603	↓
Quarter ending December 2017	620	↑
Quarter ending March 2018	622	→
Quarter ending June 2018	628	→
<b>Variance since June 2017</b>	<b>2.4%</b>	<b>↑</b>



### ACTIVITY

Cumulative percentage of contracted UDA delivered 2018 & 2019



Adjusted Scheduled Activity (UDA)		
Month	2018	2019
April	99	44
May	164	102
June	164	177
July	302	
August	362	
September	381	
October	524	
November	639	
December	639	
January	715	
February	873	
March	998	
April	1,076	
May	1,075	
June	1,075	

### QUALITY

	Quantity	Base Number	Contract	AT	Region	England
% of FP17s for the same patient ID Re-attending within 3 months - Children	2	153	1.3%	10.6%	11.3%	11.5%
% of FP17s for the same patient ID Re-attending within 3 months - Adults	5	24	20.8%	14.5%	14.9%	15.4%
% of FP17s for the same patient ID Re-attending between 3 & 9 months - Children	90	153	58.8%	58.1%	60.0%	58.9%
% of FP17s for the same patient ID Re-attending between 3 & 9 months - Adults	8	24	33.3%	49.3%	52.6%	51.6%
% of FP17s for Band 1 Urgent Courses	4	121	3.3%	8.9%	7.9%	8.9%
% of FP17s Relating to Free Repair or Replacements	0	121	0.0%	0.7%	0.8%	0.8%
% of FP17s Relating to Continuations	0	121	0.0%	0.8%	0.9%	0.9%
% of Patients satisfied with the dentistry they have received	0	0	N/A	93.6%	93.2%	93.2%
% of Patients satisfied with the time they had to wait for an appointment	0	0	N/A	87.7%	89.1%	88.8%

\* This is based on patients treated on this contract for their most recent course of treatment. Figures in italics indicate the base number of FP17s or Patient Questionnaire responses are less than 100. N/A is shown where the base number of responses is less than 10 during the period. % is calculated as Quantity/Base number\*100

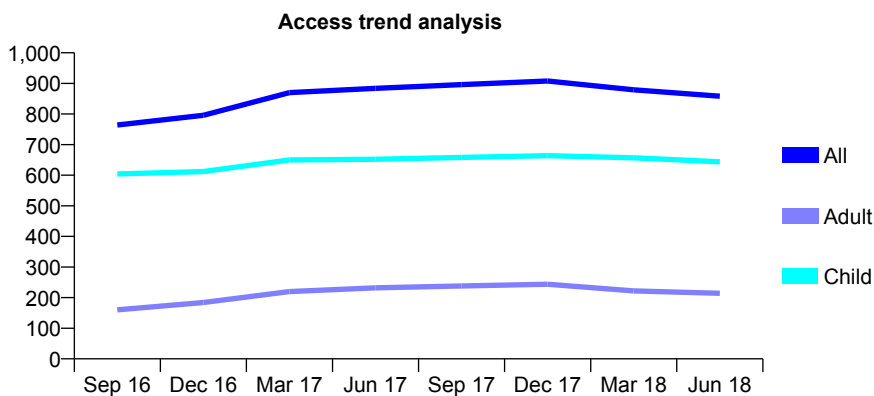
## Q58 - Vital Signs At a Glance Contract Report for 960845/0001 - June 2018

Name or company name	MR K SAEED
Contract type name	GDS Contract
Purpose of contract	General
Contract start date	05/02/2008
Contract end date	

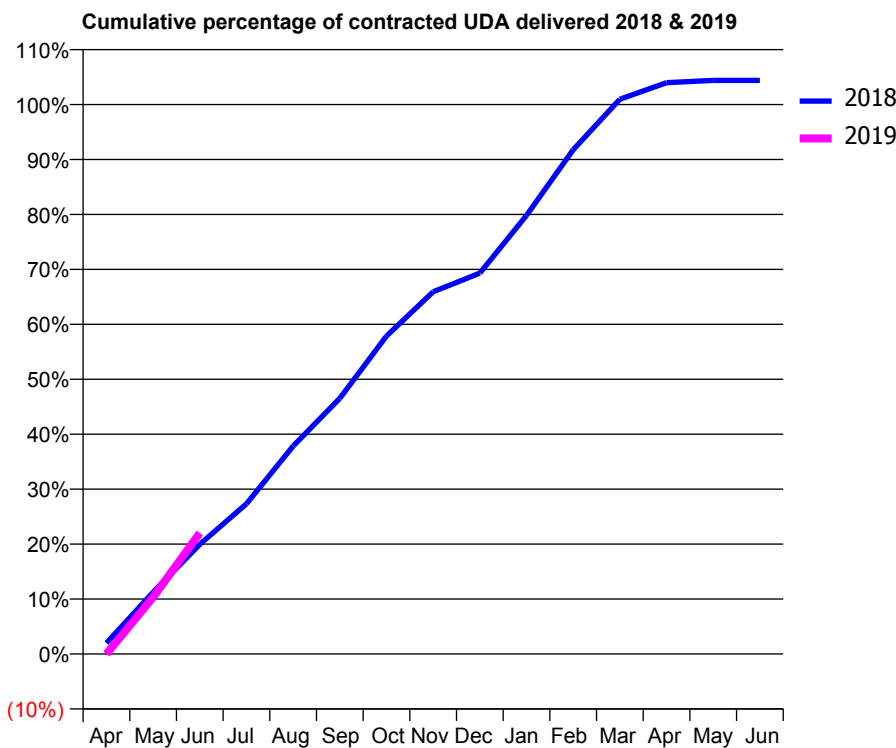
18/19 Contracted general activity (UDA)	1,938
Carry forward general activity (UDA)	0
18/19 Contracted orthodontic activity (UOA)	0
Carry forward orthodontic activity (UOA)	0
Baseline contract value	£42,405.49

### ACCESS\*

Patients seen in 24 months	Total	Change since previous quarter
Quarter ending June 2017	884	
Quarter ending September 2017	896	→
Quarter ending December 2017	908	→
Quarter ending March 2018	879	↓
Quarter ending June 2018	858	↓
<b>Variance since June 2017</b>	<b>(2.9%)</b>	<b>↓</b>



### ACTIVITY



Month	Adjusted Scheduled Activity (UDA)	
	2018	2019
April	39	0
May	218	200
June	387	427
July	530	
August	734	
September	902	
October	1,121	
November	1,278	
December	1,343	
January	1,547	
February	1,778	
March	1,957	
April	2,015	
May	2,023	
June	2,023	

### QUALITY

	Quantity	Base Number	Contract	AT	Region	England
% of FP17s for the same patient ID Re-attending within 3 months - Children	15	225	6.7%	10.6%	11.3%	11.5%
% of FP17s for the same patient ID Re-attending within 3 months - Adults	11	63	17.5%	14.5%	14.9%	15.4%
% of FP17s for the same patient ID Re-attending between 3 & 9 months - Children	169	225	75.1%	58.1%	60.0%	58.9%
% of FP17s for the same patient ID Re-attending between 3 & 9 months - Adults	39	63	61.9%	49.3%	52.6%	51.6%
% of FP17s for Band 1 Urgent Courses	4	245	1.6%	8.9%	7.9%	8.9%
% of FP17s Relating to Free Repair or Replacements	0	245	0.0%	0.7%	0.8%	0.8%
% of FP17s Relating to Continuations	0	245	0.0%	0.8%	0.9%	0.9%
% of Patients satisfied with the dentistry they have received	1	1	N/A	93.6%	93.2%	93.2%
% of Patients satisfied with the time they had to wait for an appointment	1	1	N/A	87.7%	89.1%	88.8%

\* This is based on patients treated on this contract for their most recent course of treatment. Figures in italics indicate the base number of FP17s or Patient Questionnaire responses are less than 100. N/A is shown where the base number of responses is less than 10 during the period. % is calculated as Quantity/Base number\*100

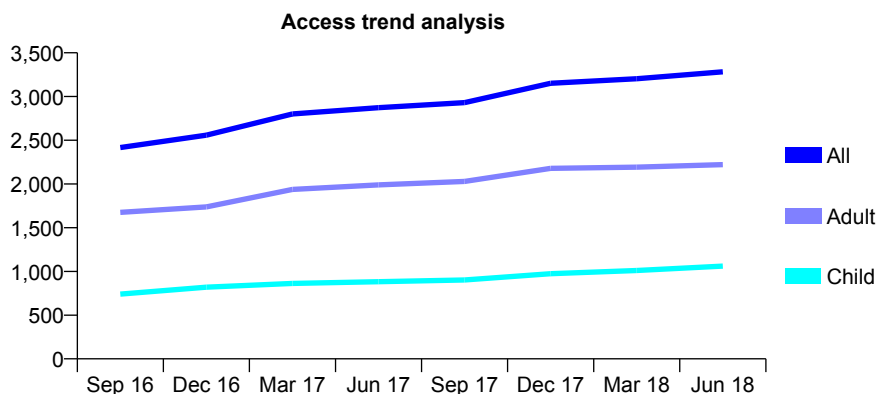
## Q58 - Vital Signs At a Glance Contract Report for 963577/0001 - June 2018

Name or company name	MR VB SHAH
Contract type name	GDS Contract
Purpose of contract	General
Contract start date	01/05/2011
Contract end date	

18/19 Contracted general activity (UDA)	8,207
Carry forward general activity (UDA)	0
18/19 Contracted orthodontic activity (UOA)	0
Carry forward orthodontic activity (UOA)	0
Baseline contract value	£205,487.25

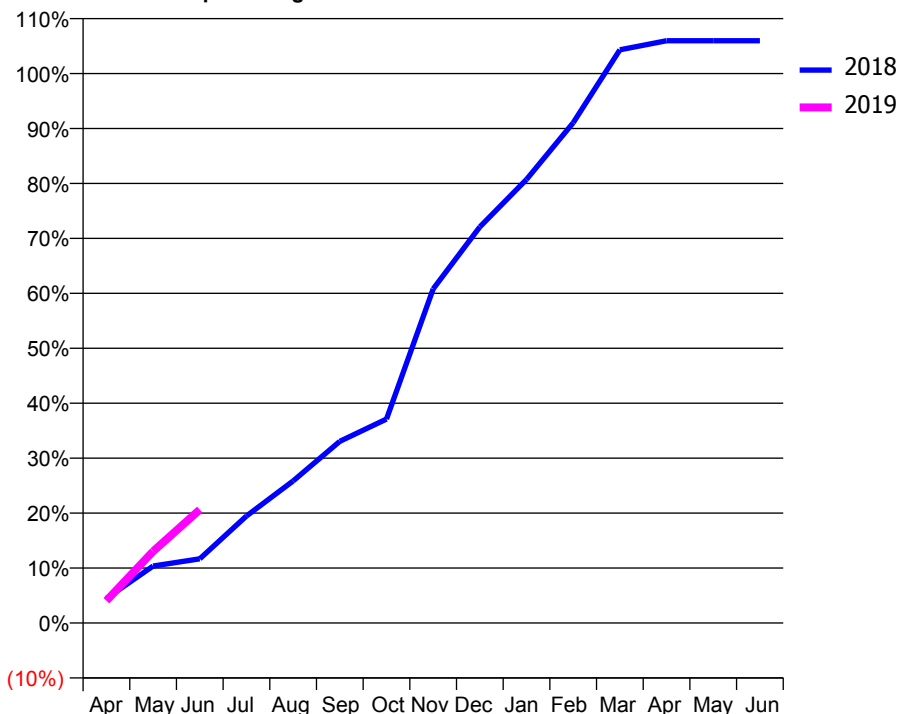
### ACCESS\*

Patients seen in 24 months	Total	Change since previous quarter
Quarter ending June 2017	2,872	
Quarter ending September 2017	2,931	↑
Quarter ending December 2017	3,151	↑
Quarter ending March 2018	3,203	→
Quarter ending June 2018	3,283	↑
<b>Variance since June 2017</b>	<b>14.3%</b>	<b>↑</b>



### ACTIVITY

Cumulative percentage of contracted UDA delivered 2018 & 2019



Month	Adjusted Scheduled Activity (UDA)	
	2018	2019
April	368	334
May	852	1,071
June	960	1,694
July	1,599	
August	2,122	
September	2,713	
October	3,046	
November	4,990	
December	5,917	
January	6,626	
February	7,472	
March	8,561	
April	8,696	
May	8,696	
June	8,696	

### QUALITY

	Quantity	Base Number	Contract	AT	Region	England
% of FP17s for the same patient ID Re-attending within 3 months - Children	23	323	7.1%	10.6%	11.3%	11.5%
% of FP17s for the same patient ID Re-attending within 3 months - Adults	85	552	15.4%	14.5%	14.9%	15.4%
% of FP17s for the same patient ID Re-attending between 3 & 9 months - Children	168	323	52.0%	58.1%	60.0%	58.9%
% of FP17s for the same patient ID Re-attending between 3 & 9 months - Adults	247	552	44.7%	49.3%	52.6%	51.6%
% of FP17s for Band 1 Urgent Courses	92	695	13.2%	8.9%	7.9%	8.9%
% of FP17s Relating to Free Repair or Replacements	1	695	0.1%	0.7%	0.8%	0.8%
% of FP17s Relating to Continuations	13	695	1.9%	0.8%	0.9%	0.9%
% of Patients satisfied with the dentistry they have received	0	0	N/A	93.6%	93.2%	93.2%
% of Patients satisfied with the time they had to wait for an appointment	0	0	N/A	87.7%	89.1%	88.8%

\* This is based on patients treated on this contract for their most recent course of treatment. Figures in italics indicate the base number of FP17s or Patient Questionnaire responses are less than 100. N/A is shown where the base number of responses is less than 10 during the period. % is calculated as Quantity/Base number\*100

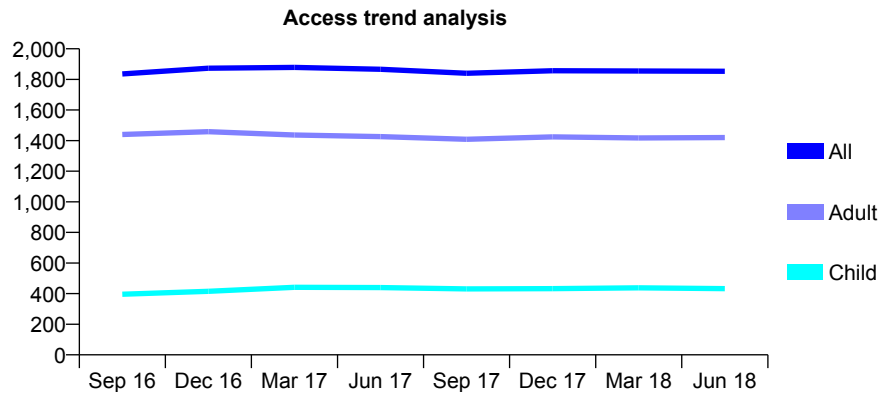
## Q58 - Vital Signs At a Glance Contract Report for 963623/0001 - June 2018

Name or company name	MRS FD AIMEY
Contract type name	GDS Contract
Purpose of contract	General
Contract start date	02/10/2006
Contract end date	

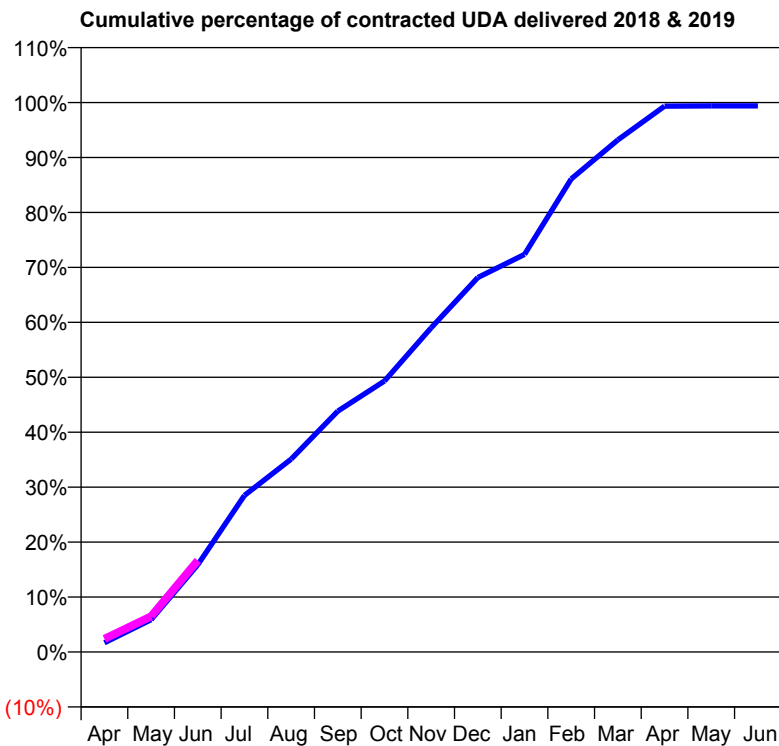
18/19 Contracted general activity (UDA)	5,625
Carry forward general activity (UDA)	0
18/19 Contracted orthodontic activity (UOA)	0
Carry forward orthodontic activity (UOA)	0
Baseline contract value	£139,378.12

### ACCESS\*

Patients seen in 24 months	Total	Change since previous quarter
Quarter ending June 2017	1,866	
Quarter ending September 2017	1,840	↓
Quarter ending December 2017	1,857	→
Quarter ending March 2018	1,855	→
Quarter ending June 2018	1,853	→
<b>Variance since June 2017</b>	<b>(0.7%)</b>	→



### ACTIVITY



Month	Adjusted Scheduled Activity (UDA)	
	2018	2019
April	94	135
May	330	365
June	893	937
July	1,603	
August	1,975	
September	2,466	
October	2,774	
November	3,319	
December	3,833	
January	4,069	
February	4,843	
March	5,243	
April	5,588	
May	5,591	
June	5,591	

### QUALITY

	Quantity	Base Number	Contract	AT	Region	England
% of FP17s for the same patient ID Re-attending within 3 months - Children	17	158	10.8%	10.6%	11.3%	11.5%
% of FP17s for the same patient ID Re-attending within 3 months - Adults	54	365	14.8%	14.5%	14.9%	15.4%
% of FP17s for the same patient ID Re-attending between 3 & 9 months - Children	66	158	41.8%	58.1%	60.0%	58.9%
% of FP17s for the same patient ID Re-attending between 3 & 9 months - Adults	126	365	34.5%	49.3%	52.6%	51.6%
% of FP17s for Band 1 Urgent Courses	50	372	13.4%	8.9%	7.9%	8.9%
% of FP17s Relating to Free Repair or Replacements	7	372	1.9%	0.7%	0.8%	0.8%
% of FP17s Relating to Continuations	1	372	0.3%	0.8%	0.9%	0.9%
% of Patients satisfied with the dentistry they have received	1	1	N/A	93.6%	93.2%	93.2%
% of Patients satisfied with the time they had to wait for an appointment	0	1	N/A	87.7%	89.1%	88.8%

\* This is based on patients treated on this contract for their most recent course of treatment. Figures in italics indicate the base number of FP17s or Patient Questionnaire responses are less than 100. N/A is shown where the base number of responses is less than 10 during the period. % is calculated as Quantity/Base number\*100

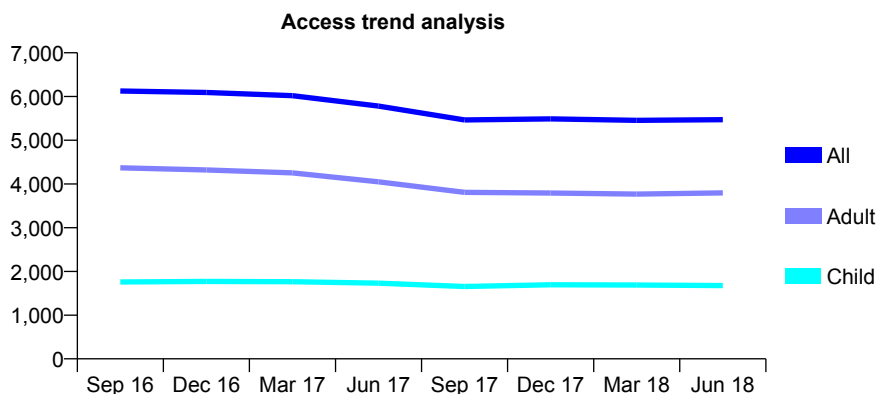
## Q58 - Vital Signs At a Glance Contract Report for 967319/0002 - June 2018

Name or company name	Dr R K Sivasubramanian and Dr R Shah
Contract type name	GDS Contract
Purpose of contract	General
Contract start date	01/08/2010
Contract end date	

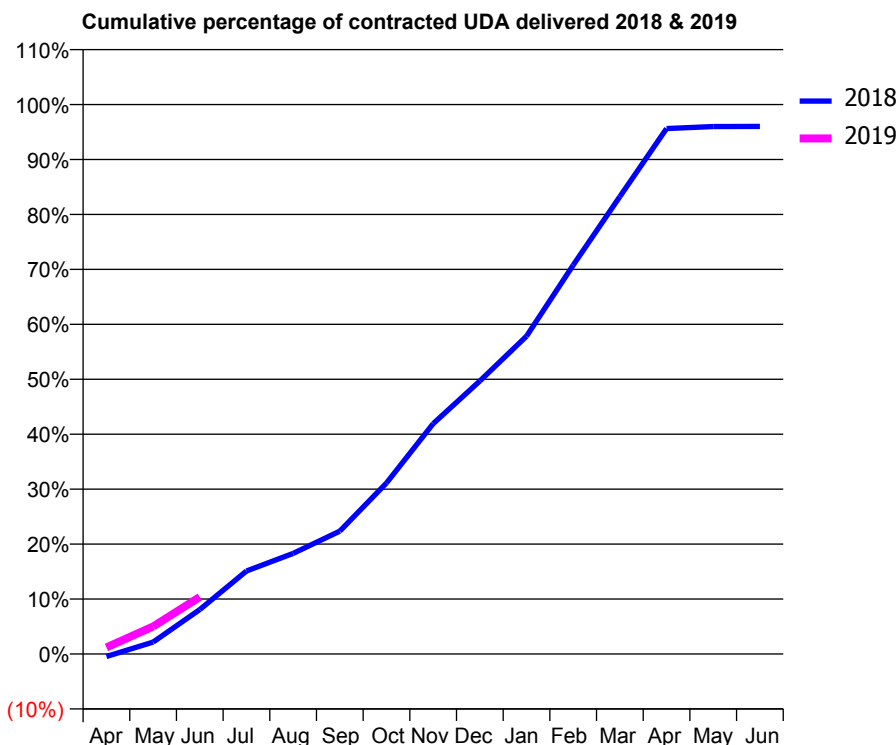
18/19 Contracted general activity (UDA)	19,763
Carry forward general activity (UDA)	0
18/19 Contracted orthodontic activity (UOA)	0
Carry forward orthodontic activity (UOA)	0
Baseline contract value	£496,944.95

### ACCESS\*

Patients seen in 24 months	Total	Change since previous quarter
Quarter ending June 2017	5,782	
Quarter ending September 2017	5,465	↓
Quarter ending December 2017	5,489	→
Quarter ending March 2018	5,456	→
Quarter ending June 2018	5,471	→
<b>Variance since June 2017</b>	<b>(5.4%)</b>	<b>↓</b>



### ACTIVITY



Month	Adjusted Scheduled Activity (UDA)	
	2018	2019
April	-95	235
May	430	989
June	1,602	2,052
July	2,984	
August	3,617	
September	4,417	
October	6,149	
November	8,287	
December	9,821	
January	11,431	
February	13,988	
March	16,453	
April	18,899	
May	18,970	
June	18,976	

### QUALITY

	Quantity	Base Number	Contract	AT	Region	England
% of FP17s for the same patient ID Re-attending within 3 months - Children	50	492	10.2%	10.6%	11.3%	11.5%
% of FP17s for the same patient ID Re-attending within 3 months - Adults	168	936	17.9%	14.5%	14.9%	15.4%
% of FP17s for the same patient ID Re-attending between 3 & 9 months - Children	250	492	50.8%	58.1%	60.0%	58.9%
% of FP17s for the same patient ID Re-attending between 3 & 9 months - Adults	374	936	40.0%	49.3%	52.6%	51.6%
% of FP17s for Band 1 Urgent Courses	99	838	11.8%	8.9%	7.9%	8.9%
% of FP17s Relating to Free Repair or Replacements	3	838	0.4%	0.7%	0.8%	0.8%
% of FP17s Relating to Continuations	0	838	0.0%	0.8%	0.9%	0.9%
% of Patients satisfied with the dentistry they have received	4	4	N/A	93.6%	93.2%	93.2%
% of Patients satisfied with the time they had to wait for an appointment	3	4	N/A	87.7%	89.1%	88.8%

\* This is based on patients treated on this contract for their most recent course of treatment. Figures in italics indicate the base number of FP17s or Patient Questionnaire responses are less than 100. N/A is shown where the base number of responses is less than 10 during the period. % is calculated as Quantity/Base number\*100

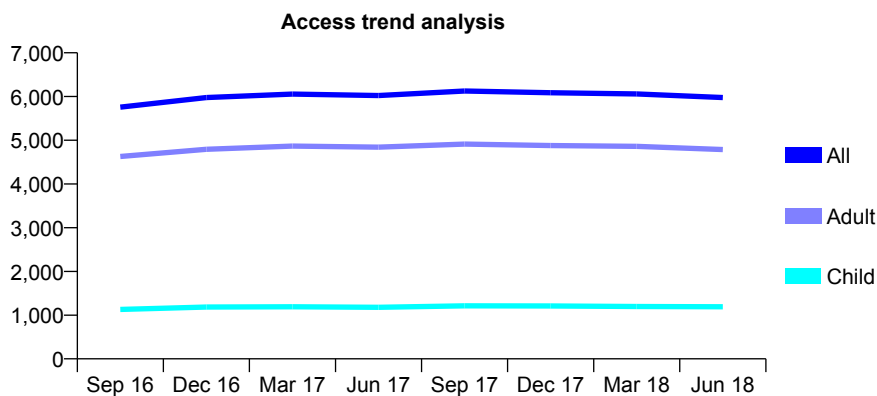
## Q58 - Vital Signs At a Glance Contract Report for 967319/0003 - June 2018

Name or company name	MR RK SIVASUBRAMANIAN
Contract type name	GDS Contract
Purpose of contract	General
Contract start date	13/02/2014
Contract end date	

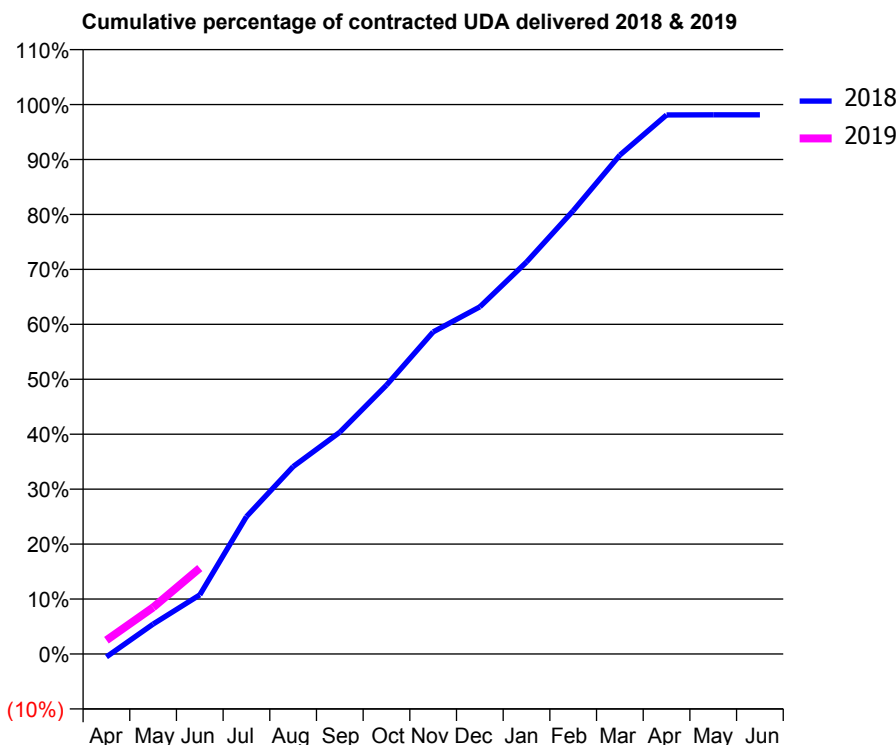
18/19 Contracted general activity (UDA)	14,084
Carry forward general activity (UDA)	0
18/19 Contracted orthodontic activity (UOA)	0
Carry forward orthodontic activity (UOA)	0
Baseline contract value	£316,376.65

### ACCESS\*

Patients seen in 24 months	Total	Change since previous quarter
Quarter ending June 2017	6,021	
Quarter ending September 2017	6,126	→
Quarter ending December 2017	6,086	→
Quarter ending March 2018	6,058	→
Quarter ending June 2018	5,976	↓
<b>Variance since June 2017</b>	<b>(0.7%)</b>	→



### ACTIVITY



Month	Adjusted Scheduled Activity (UDA)	
	2018	2019
April	-78	354
May	767	1,194
June	1,515	2,204
July	3,521	
August	4,804	
September	5,686	
October	6,892	
November	8,256	
December	8,899	
January	10,047	
February	11,363	
March	12,786	
April	13,817	
May	13,818	
June	13,818	

### QUALITY

	Quantity	Base Number	Contract	AT	Region	England
% of FP17s for the same patient ID Re-attending within 3 months - Children	8	330	2.4%	10.6%	11.3%	11.5%
% of FP17s for the same patient ID Re-attending within 3 months - Adults	156	1,120	13.9%	14.5%	14.9%	15.4%
% of FP17s for the same patient ID Re-attending between 3 & 9 months - Children	144	330	43.6%	58.1%	60.0%	58.9%
% of FP17s for the same patient ID Re-attending between 3 & 9 months - Adults	403	1,120	36.0%	49.3%	52.6%	51.6%
% of FP17s for Band 1 Urgent Courses	90	1,121	8.0%	8.9%	7.9%	8.9%
% of FP17s Relating to Free Repair or Replacements	20	1,121	1.8%	0.7%	0.8%	0.8%
% of FP17s Relating to Continuations	16	1,121	1.4%	0.8%	0.9%	0.9%
% of Patients satisfied with the dentistry they have received	5	5	N/A	93.6%	93.2%	93.2%
% of Patients satisfied with the time they had to wait for an appointment	5	5	N/A	87.7%	89.1%	88.8%

\* This is based on patients treated on this contract for their most recent course of treatment. Figures in italics indicate the base number of FP17s or Patient Questionnaire responses are less than 100. N/A is shown where the base number of responses is less than 10 during the period. % is calculated as Quantity/Base number\*100

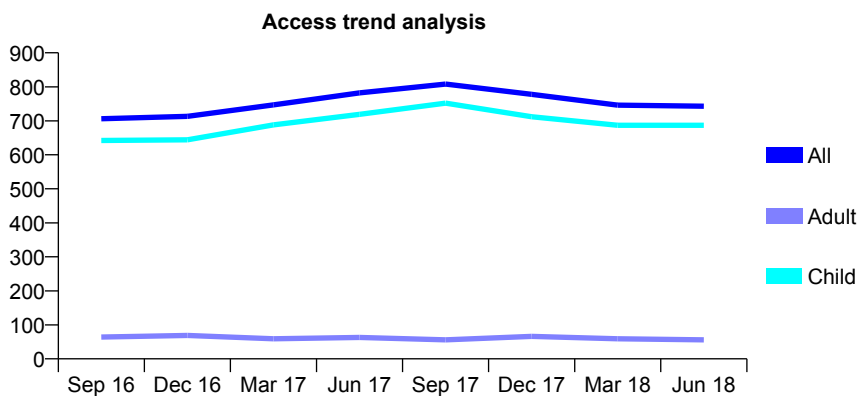
## Q58 - Vital Signs At a Glance Contract Report for 976334/0001 - June 2018

Name or company name	MISS U MADHAV
Contract type name	GDS Contract
Purpose of contract	General
Contract start date	01/04/2014
Contract end date	

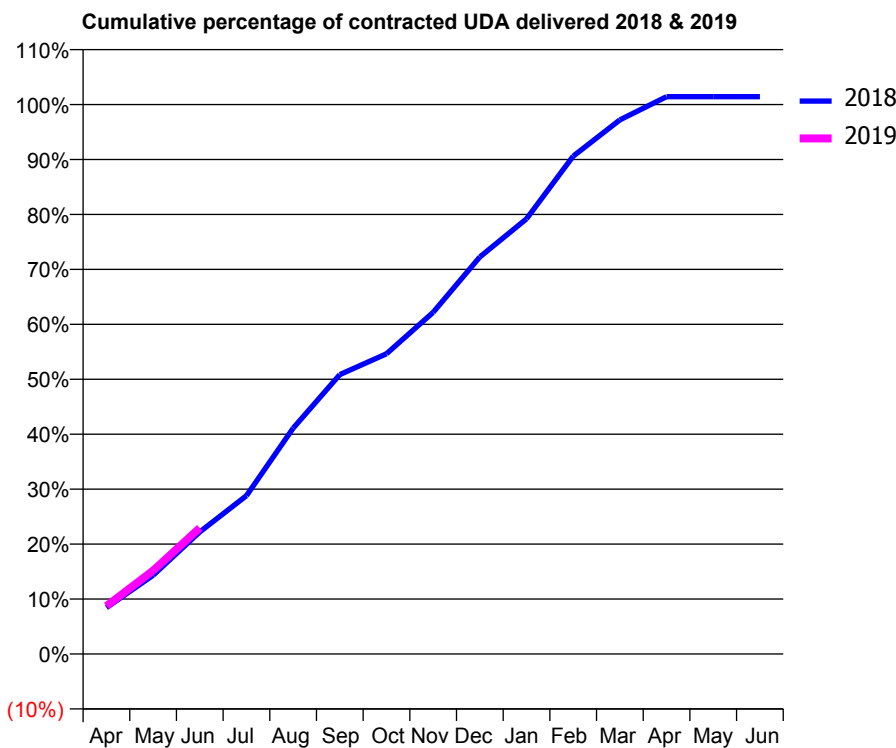
18/19 Contracted general activity (UDA)	1,500
Carry forward general activity (UDA)	0
18/19 Contracted orthodontic activity (UOA)	0
Carry forward orthodontic activity (UOA)	0
Baseline contract value	£38,496.16

### ACCESS\*

Patients seen in 24 months	Total	Change since previous quarter
Quarter ending June 2017	782	
Quarter ending September 2017	808	↑
Quarter ending December 2017	778	↓
Quarter ending March 2018	746	↓
Quarter ending June 2018	743	→
<b>Variance since June 2017</b>	<b>(5.0%)</b>	<b>↓</b>



### ACTIVITY



Month	Adjusted Scheduled Activity (UDA)	
	2018	2019
April	126	131
May	215	228
June	333	344
July	432	
August	616	
September	763	
October	819	
November	933	
December	1,084	
January	1,188	
February	1,359	
March	1,458	
April	1,521	
May	1,521	
June	1,521	

### QUALITY

	Quantity	Base Number	Contract	AT	Region	England
% of FP17s for the same patient ID Re-attending within 3 months - Children	17	270	6.3%	10.6%	11.3%	11.5%
% of FP17s for the same patient ID Re-attending within 3 months - Adults	0	0	N/A	14.5%	14.9%	15.4%
% of FP17s for the same patient ID Re-attending between 3 & 9 months - Children	167	270	61.9%	58.1%	60.0%	58.9%
% of FP17s for the same patient ID Re-attending between 3 & 9 months - Adults	0	0	N/A	49.3%	52.6%	51.6%
% of FP17s for Band 1 Urgent Courses	6	226	2.7%	8.9%	7.9%	8.9%
% of FP17s Relating to Free Repair or Replacements	0	226	0.0%	0.7%	0.8%	0.8%
% of FP17s Relating to Continuations	1	226	0.4%	0.8%	0.9%	0.9%
% of Patients satisfied with the dentistry they have received	0	0	N/A	93.6%	93.2%	93.2%
% of Patients satisfied with the time they had to wait for an appointment	0	0	N/A	87.7%	89.1%	88.8%

\* This is based on patients treated on this contract for their most recent course of treatment. Figures in italics indicate the base number of FP17s or Patient Questionnaire responses are less than 100. N/A is shown where the base number of responses is less than 10 during the period. % is calculated as Quantity/Base number\*100



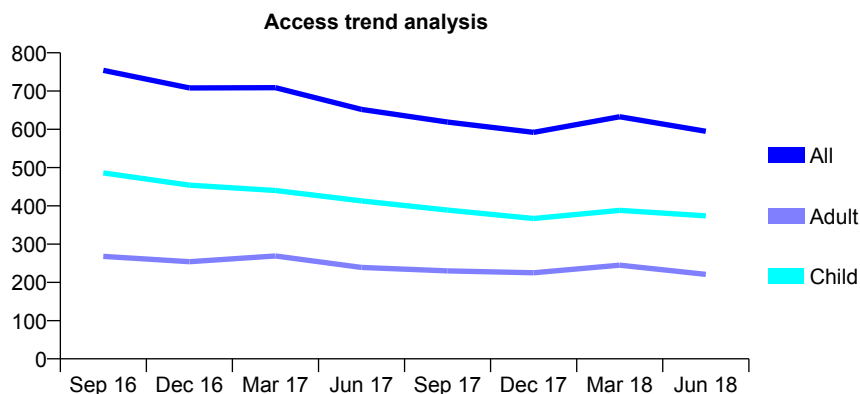
## Q58 - Vital Signs At a Glance Contract Report for 987417/0001 - June 2018

Name or company name	MISS S MITTAL
Contract type name	GDS Contract
Purpose of contract	General
Contract start date	01/12/2013
Contract end date	

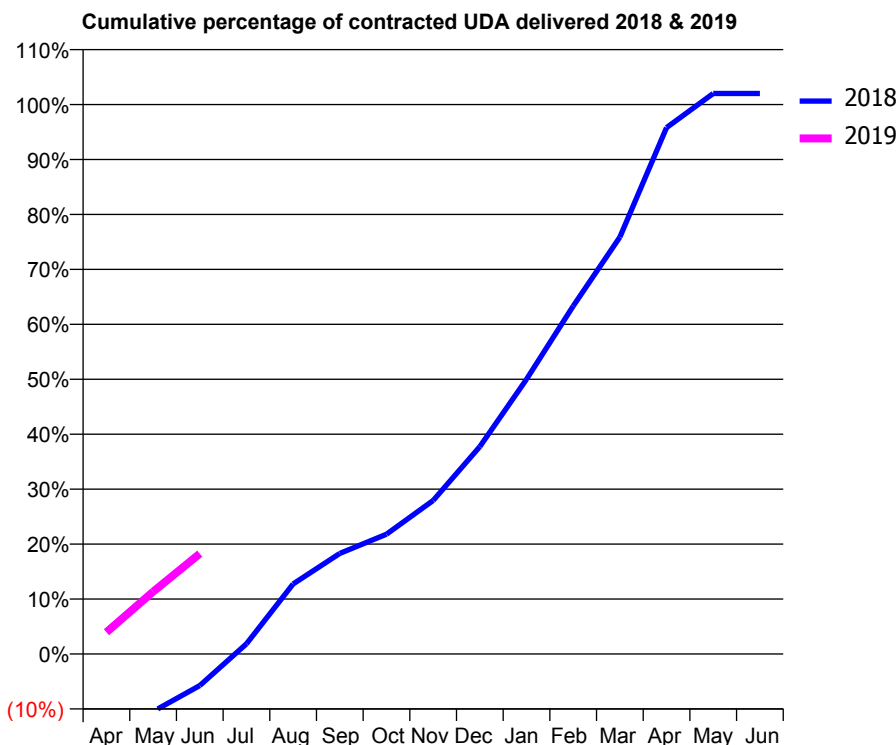
18/19 Contracted general activity (UDA)	2,246
Carry forward general activity (UDA)	0
18/19 Contracted orthodontic activity (UOA)	0
Carry forward orthodontic activity (UOA)	0
Baseline contract value	£53,859.75

### ACCESS\*

Patients seen in 24 months	Total	Change since previous quarter
Quarter ending June 2017	652	
Quarter ending September 2017	619	↓
Quarter ending December 2017	592	↓
Quarter ending March 2018	633	↑
Quarter ending June 2018	595	↓
<b>Variance since June 2017</b>	<b>(8.7%)</b>	<b>↓</b>



### ACTIVITY



Month	Adjusted Scheduled Activity (UDA)	
	2018	2019
April	-236	89
May	-236	255
June	-130	410
July	42	
August	286	
September	411	
October	490	
November	628	
December	848	
January	1,123	
February	1,422	
March	1,704	
April	2,151	
May	2,291	
June	2,291	

### QUALITY

	Quantity	Base Number	Contract	AT	Region	England
% of FP17s for the same patient ID Re-attending within 3 months - Children	10	119	8.4%	10.6%	11.3%	11.5%
% of FP17s for the same patient ID Re-attending within 3 months - Adults	14	57	24.6%	14.5%	14.9%	15.4%
% of FP17s for the same patient ID Re-attending between 3 & 9 months - Children	73	119	61.3%	58.1%	60.0%	58.9%
% of FP17s for the same patient ID Re-attending between 3 & 9 months - Adults	10	57	17.5%	49.3%	52.6%	51.6%
% of FP17s for Band 1 Urgent Courses	12	133	9.0%	8.9%	7.9%	8.9%
% of FP17s Relating to Free Repair or Replacements	0	133	0.0%	0.7%	0.8%	0.8%
% of FP17s Relating to Continuations	0	133	0.0%	0.8%	0.9%	0.9%
% of Patients satisfied with the dentistry they have received	1	1	N/A	93.6%	93.2%	93.2%
% of Patients satisfied with the time they had to wait for an appointment	1	1	N/A	87.7%	89.1%	88.8%

\* This is based on patients treated on this contract for their most recent course of treatment. Figures in italics indicate the base number of FP17s or Patient Questionnaire responses are less than 100. N/A is shown where the base number of responses is less than 10 during the period. % is calculated as Quantity/Base number\*100

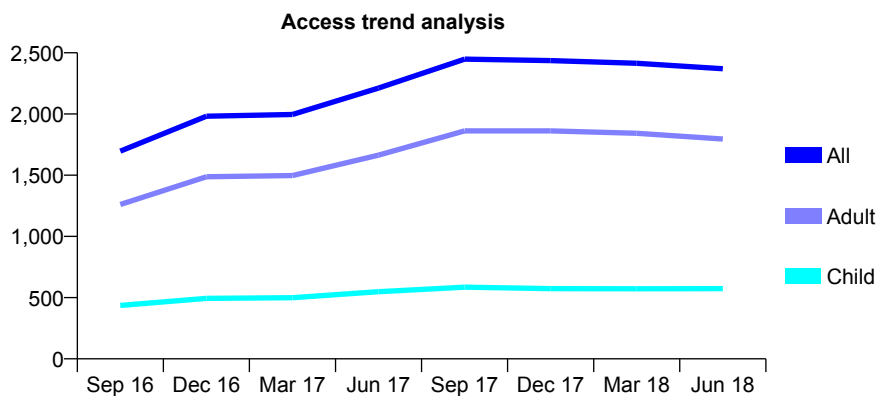
## Q58 - Vital Signs At a Glance Contract Report for 991937/0001 - June 2018

Name or company name	MR C HAJISTILLY
Contract type name	GDS Contract
Purpose of contract	General
Contract start date	01/10/2015
Contract end date	

18/19 Contracted general activity (UDA)	5,764
Carry forward general activity (UDA)	0
18/19 Contracted orthodontic activity (UOA)	0
Carry forward orthodontic activity (UOA)	0
Baseline contract value	£159,228.57

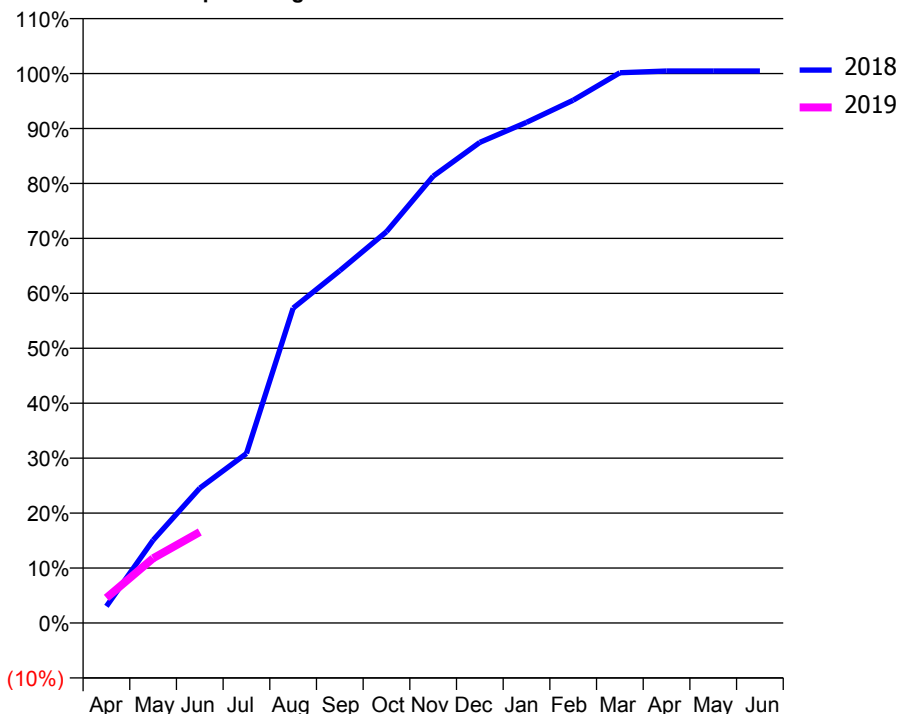
### ACCESS\*

Patients seen in 24 months	Total	Change since previous quarter
Quarter ending June 2017	2,212	
Quarter ending September 2017	2,448	↑
Quarter ending December 2017	2,436	→
Quarter ending March 2018	2,415	→
Quarter ending June 2018	2,370	↓
<b>Variance since June 2017</b>	<b>7.1%</b>	<b>↑</b>



### ACTIVITY

Cumulative percentage of contracted UDA delivered 2018 & 2019



Month	Adjusted Scheduled Activity (UDA)	
	2018	2019
April	158	263
May	781	680
June	1,271	955
July	1,597	
August	2,967	
September	3,319	
October	3,686	
November	4,208	
December	4,527	
January	4,716	
February	4,925	
March	5,183	
April	5,199	
May	5,199	
June	5,199	

### QUALITY

	Quantity	Base Number	Contract	AT	Region	England
% of FP17s for the same patient ID Re-attending within 3 months - Children	13	170	7.6%	10.6%	11.3%	11.5%
% of FP17s for the same patient ID Re-attending within 3 months - Adults	38	389	9.8%	14.5%	14.9%	15.4%
% of FP17s for the same patient ID Re-attending between 3 & 9 months - Children	79	170	46.5%	58.1%	60.0%	58.9%
% of FP17s for the same patient ID Re-attending between 3 & 9 months - Adults	154	389	39.6%	49.3%	52.6%	51.6%
% of FP17s for Band 1 Urgent Courses	40	546	7.3%	8.9%	7.9%	8.9%
% of FP17s Relating to Free Repair or Replacements	1	546	0.2%	0.7%	0.8%	0.8%
% of FP17s Relating to Continuations	1	546	0.2%	0.8%	0.9%	0.9%
% of Patients satisfied with the dentistry they have received	3	3	N/A	93.6%	93.2%	93.2%
% of Patients satisfied with the time they had to wait for an appointment	2	3	N/A	87.7%	89.1%	88.8%

\* This is based on patients treated on this contract for their most recent course of treatment. Figures in italics indicate the base number of FP17s or Patient Questionnaire responses are less than 100. N/A is shown where the base number of responses is less than 10 during the period. % is calculated as Quantity/Base number\*100

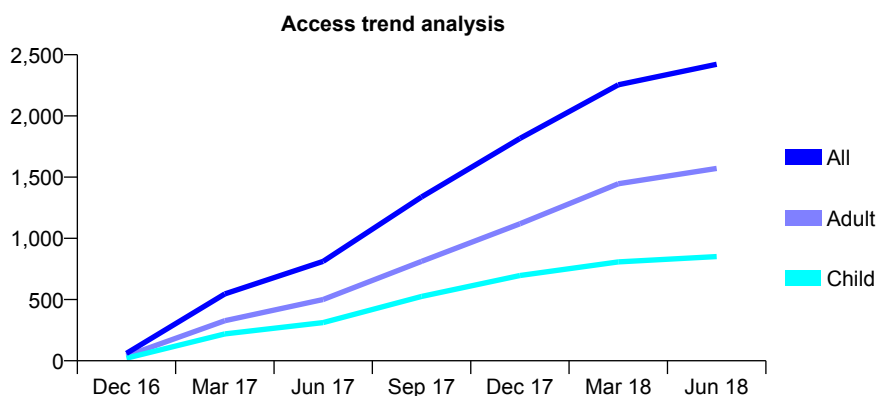
## Q59 - Vital Signs At a Glance Contract Report for 100219/0000 - June 2018

Name or company name	Community Dental Services CIC
Contract type name	PDS Contract
Purpose of contract	General
Contract start date	01/12/2016
Contract end date	30/11/2023

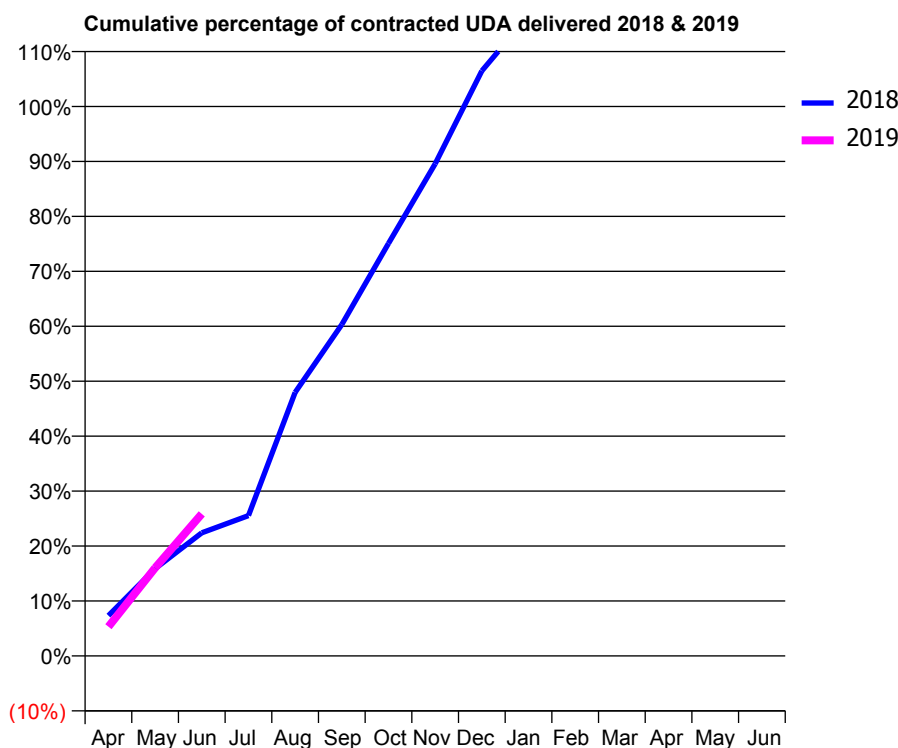
18/19 Contracted general activity (UDA)	3,600
Carry forward general activity (UDA)	0
18/19 Contracted orthodontic activity (UOA)	0
Carry forward orthodontic activity (UOA)	0
Baseline contract value	£1,887,084.00

### ACCESS\*

Patients seen in 24 months	Total	Change since previous quarter
Quarter ending June 2017	812	
Quarter ending September 2017	1,338	↑
Quarter ending December 2017	1,816	↑
Quarter ending March 2018	2,254	↑
Quarter ending June 2018	2,422	↑
<b>Variance since June 2017</b>	<b>198.3%</b>	<b>↑</b>



### ACTIVITY



Month	Adjusted Scheduled Activity (UDA)	
	2018	2019
April	264	192
May	571	577
June	807	931
July	920	
August	1,727	
September	2,171	
October	2,703	
November	3,224	
December	3,833	
January	4,195	
February	4,785	
March	5,417	
April	5,551	
May	5,556	
June	5,556	

### QUALITY

	Quantity	Base Number	Contract	AT	Region	England
% of FP17s for the same patient ID Re-attending within 3 months - Children	14	269	5.2%	9.3%	11.3%	11.5%
% of FP17s for the same patient ID Re-attending within 3 months - Adults	16	341	4.7%	13.6%	14.9%	15.4%
% of FP17s for the same patient ID Re-attending between 3 & 9 months - Children	59	269	21.9%	61.2%	60.0%	58.9%
% of FP17s for the same patient ID Re-attending between 3 & 9 months - Adults	71	341	20.8%	53.1%	52.6%	51.6%
% of FP17s for Band 1 Urgent Courses	34	502	6.8%	7.5%	7.9%	8.9%
% of FP17s Relating to Free Repair or Replacements	0	502	0.0%	0.8%	0.8%	0.8%
% of FP17s Relating to Continuations	3	502	0.6%	0.9%	0.9%	0.9%
% of Patients satisfied with the dentistry they have received	1	1	N/A	93.2%	93.2%	93.2%
% of Patients satisfied with the time they had to wait for an appointment	0	1	N/A	86.5%	89.1%	88.8%

\* This is based on patients treated on this contract for their most recent course of treatment. Figures in italics indicate the base number of FP17s or Patient Questionnaire responses are less than 100. N/A is shown where the base number of responses is less than 10 during the period. % is calculated as Quantity/Base number\*100

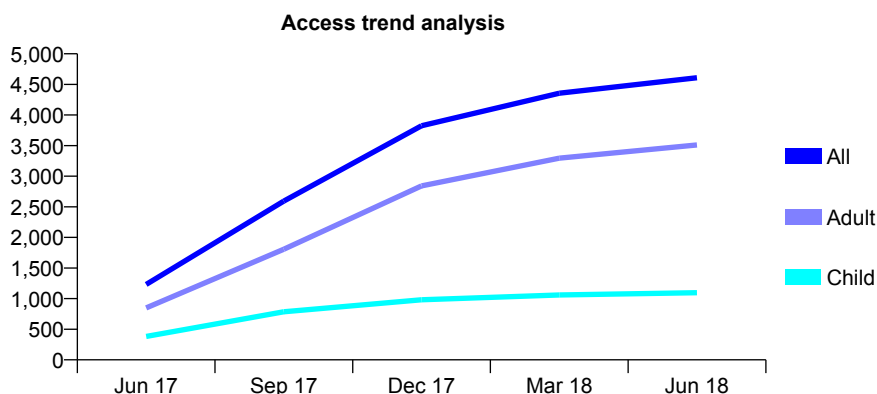
## Q59 - Vital Signs At a Glance Contract Report for 100351/0000 - June 2018

Name or company name	JDRM Dental Care Ltd
Contract type name	GDS Contract
Purpose of contract	General
Contract start date	01/04/2017
Contract end date	

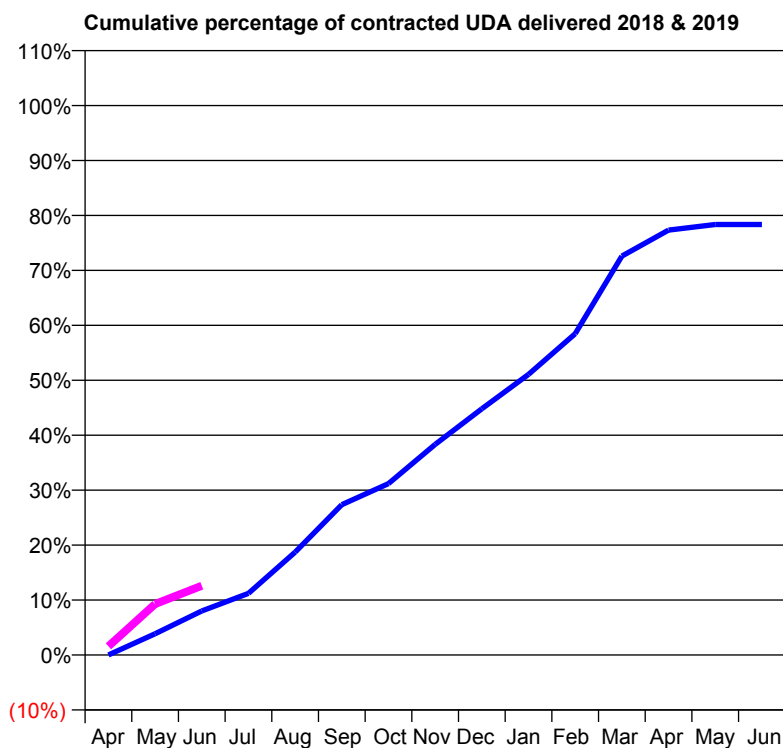
18/19 Contracted general activity (UDA)	15,509
Carry forward general activity (UDA)	0
18/19 Contracted orthodontic activity (UOA)	0
Carry forward orthodontic activity (UOA)	0
Baseline contract value	£360,773.46

### ACCESS\*

Patients seen in 24 months	Total	Change since previous quarter
Quarter ending June 2017	1,231	
Quarter ending September 2017	2,593	↑
Quarter ending December 2017	3,825	↑
Quarter ending March 2018	4,356	↑
Quarter ending June 2018	4,608	↑
<b>Variance since June 2017</b>	<b>274.3%</b>	<b>↑</b>



### ACTIVITY



Month	Adjusted Scheduled Activity (UDA)	
	2018	2019
April	0	245
May	623	1,440
June	1,288	1,957
July	1,804	
August	3,011	
September	4,397	
October	5,014	
November	6,164	
December	7,204	
January	8,211	
February	9,399	
March	11,671	
April	12,433	
May	12,595	
June	12,597	

### QUALITY

	Quantity	Base Number	Contract	AT	Region	England
% of FP17s for the same patient ID Re-attending within 3 months - Children	18	466	3.9%	9.3%	11.3%	11.5%
% of FP17s for the same patient ID Re-attending within 3 months - Adults	124	1,319	9.4%	13.6%	14.9%	15.4%
% of FP17s for the same patient ID Re-attending between 3 & 9 months - Children	329	466	70.6%	61.2%	60.0%	58.9%
% of FP17s for the same patient ID Re-attending between 3 & 9 months - Adults	761	1,319	57.7%	53.1%	52.6%	51.6%
% of FP17s for Band 1 Urgent Courses	34	1,135	3.0%	7.5%	7.9%	8.9%
% of FP17s Relating to Free Repair or Replacements	30	1,135	2.6%	0.8%	0.8%	0.8%
% of FP17s Relating to Continuations	1	1,135	0.1%	0.9%	0.9%	0.9%
% of Patients satisfied with the dentistry they have received	3	3	N/A	93.2%	93.2%	93.2%
% of Patients satisfied with the time they had to wait for an appointment	2	3	N/A	86.5%	89.1%	88.8%

\* This is based on patients treated on this contract for their most recent course of treatment. Figures in italics indicate the base number of FP17s or Patient Questionnaire responses are less than 100. N/A is shown where the base number of responses is less than 10 during the period. % is calculated as Quantity/Base number\*100

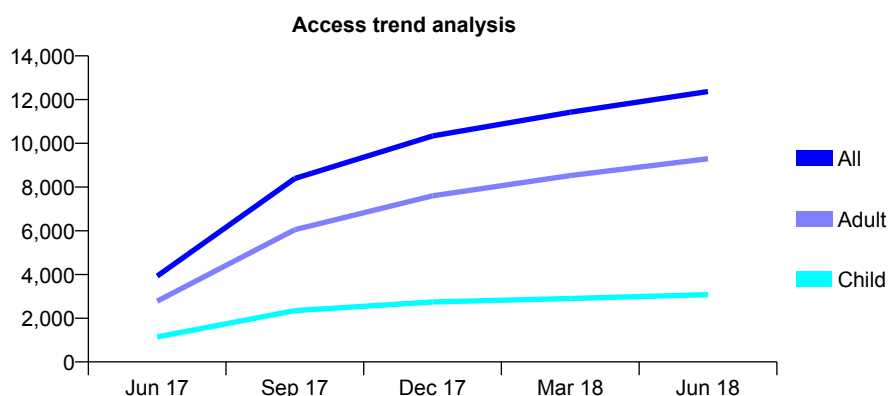
## Q59 - Vital Signs At a Glance Contract Report for 100352/0000 - June 2018

Name or company name	OASIS DENTAL CARE LTD
Contract type name	GDS Contract
Purpose of contract	General
Contract start date	01/04/2017
Contract end date	

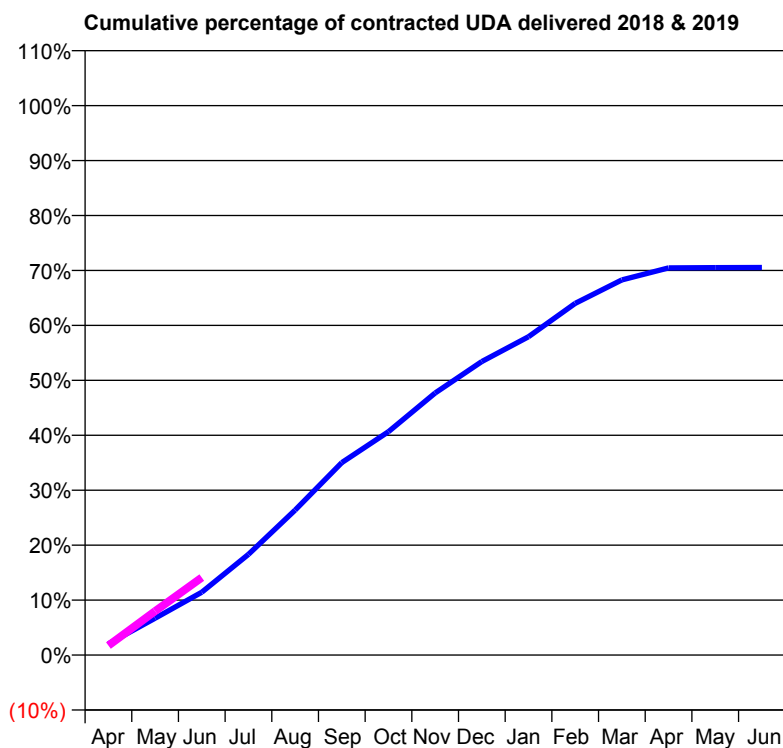
18/19 Contracted general activity (UDA)	47,000
Carry forward general activity (UDA)	0
18/19 Contracted orthodontic activity (UOA)	0
Carry forward orthodontic activity (UOA)	0
Baseline contract value	£1,194,574.65

### ACCESS\*

Patients seen in 24 months	Total	Change since previous quarter
Quarter ending June 2017	3,924	
Quarter ending September 2017	8,389	↑
Quarter ending December 2017	10,339	↑
Quarter ending March 2018	11,425	↑
Quarter ending June 2018	12,370	↑
<b>Variance since June 2017</b>	<b>215.2%</b>	<b>↑</b>



### ACTIVITY



Month	Adjusted Scheduled Activity (UDA)	
	2018	2019
April	958	820
May	3,152	3,759
June	5,373	6,632
July	8,622	
August	12,405	
September	16,462	
October	19,109	
November	22,420	
December	25,105	
January	27,229	
February	30,081	
March	32,088	
April	33,113	
May	33,142	
June	33,153	

### QUALITY

	Quantity	Base Number	Contract	AT	Region	England
% of FP17s for the same patient ID Re-attending within 3 months - Children	49	1,030	4.8%	9.3%	11.3%	11.5%
% of FP17s for the same patient ID Re-attending within 3 months - Adults	415	3,188	13.0%	13.6%	14.9%	15.4%
% of FP17s for the same patient ID Re-attending between 3 & 9 months - Children	574	1,030	55.7%	61.2%	60.0%	58.9%
% of FP17s for the same patient ID Re-attending between 3 & 9 months - Adults	1,531	3,188	48.0%	53.1%	52.6%	51.6%
% of FP17s for Band 1 Urgent Courses	490	3,595	13.6%	7.5%	7.9%	8.9%
% of FP17s Relating to Free Repair or Replacements	24	3,595	0.7%	0.8%	0.8%	0.8%
% of FP17s Relating to Continuations	32	3,595	0.9%	0.9%	0.9%	0.9%
% of Patients satisfied with the dentistry they have received	8	9	N/A	93.2%	93.2%	93.2%
% of Patients satisfied with the time they had to wait for an appointment	8	9	N/A	86.5%	89.1%	88.8%

\* This is based on patients treated on this contract for their most recent course of treatment. Figures in italics indicate the base number of FP17s or Patient Questionnaire responses are less than 100. N/A is shown where the base number of responses is less than 10 during the period. % is calculated as Quantity/Base number\*100

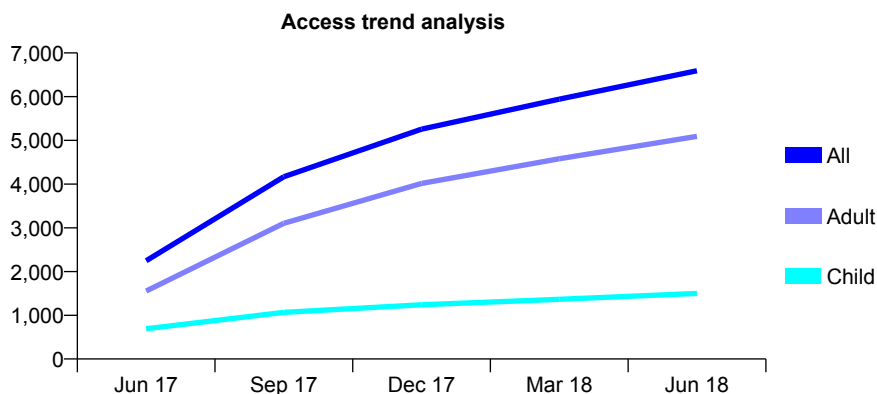
## Q59 - Vital Signs At a Glance Contract Report for 100353/0000 - June 2018

Name or company name	Ishak Practices Limited
Contract type name	GDS Contract
Purpose of contract	General
Contract start date	01/04/2017
Contract end date	

18/19 Contracted general activity (UDA)	20,700
Carry forward general activity (UDA)	0
18/19 Contracted orthodontic activity (UOA)	0
Carry forward orthodontic activity (UOA)	0
Baseline contract value	£544,335.48

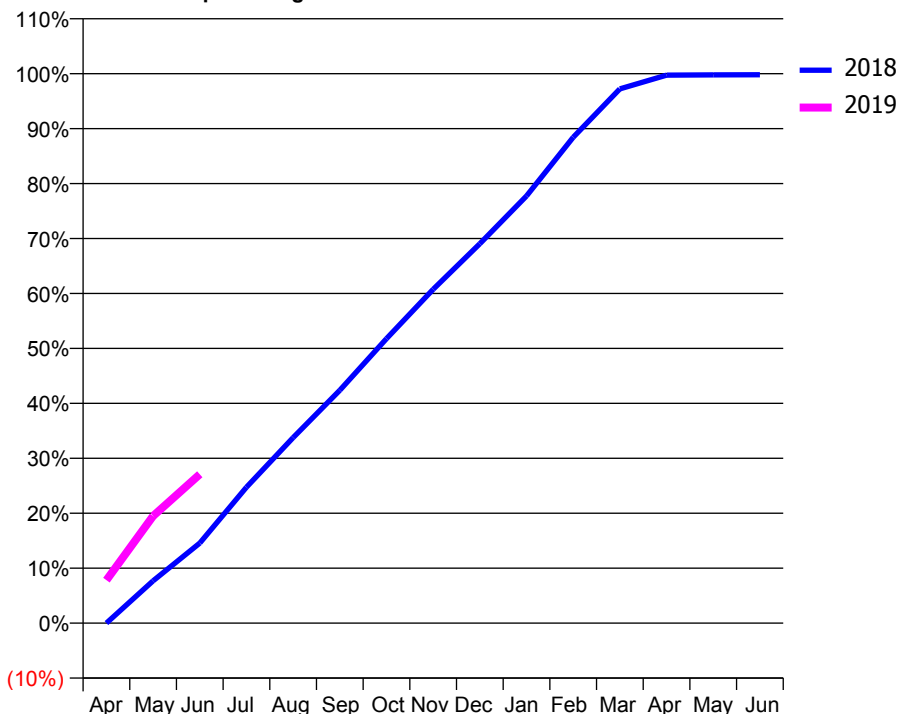
### ACCESS\*

Patients seen in 24 months	Total	Change since previous quarter
Quarter ending June 2017	2,246	
Quarter ending September 2017	4,169	↑
Quarter ending December 2017	5,257	↑
Quarter ending March 2018	5,944	↑
Quarter ending June 2018	6,593	↑
<b>Variance since June 2017</b>	<b>193.5%</b>	<b>↑</b>



### ACTIVITY

Cumulative percentage of contracted UDA delivered 2018 & 2019



Month	Adjusted Scheduled Activity (UDA)	
	2018	2019
April	0	1,620
May	1,752	4,035
June	3,306	5,606
July	5,617	
August	7,664	
September	9,622	
October	11,751	
November	13,792	
December	15,673	
January	17,649	
February	20,073	
March	22,072	
April	22,636	
May	22,648	
June	22,656	

### QUALITY

	Quantity	Base Number	Contract	AT	Region	England
% of FP17s for the same patient ID Re-attending within 3 months - Children	96	807	11.9%	9.3%	11.3%	11.5%
% of FP17s for the same patient ID Re-attending within 3 months - Adults	230	2,208	10.4%	13.6%	14.9%	15.4%
% of FP17s for the same patient ID Re-attending between 3 & 9 months - Children	519	807	64.3%	61.2%	60.0%	58.9%
% of FP17s for the same patient ID Re-attending between 3 & 9 months - Adults	1,308	2,208	59.2%	53.1%	52.6%	51.6%
% of FP17s for Band 1 Urgent Courses	151	2,761	5.5%	7.5%	7.9%	8.9%
% of FP17s Relating to Free Repair or Replacements	30	2,761	1.1%	0.8%	0.8%	0.8%
% of FP17s Relating to Continuations	32	2,761	1.2%	0.9%	0.9%	0.9%
% of Patients satisfied with the dentistry they have received	11	11	100.0%	93.2%	93.2%	93.2%
% of Patients satisfied with the time they had to wait for an appointment	10	11	90.9%	86.5%	89.1%	88.8%

\* This is based on patients treated on this contract for their most recent course of treatment. Figures in italics indicate the base number of FP17s or Patient Questionnaire responses are less than 100. N/A is shown where the base number of responses is less than 10 during the period. % is calculated as Quantity/Base number\*100

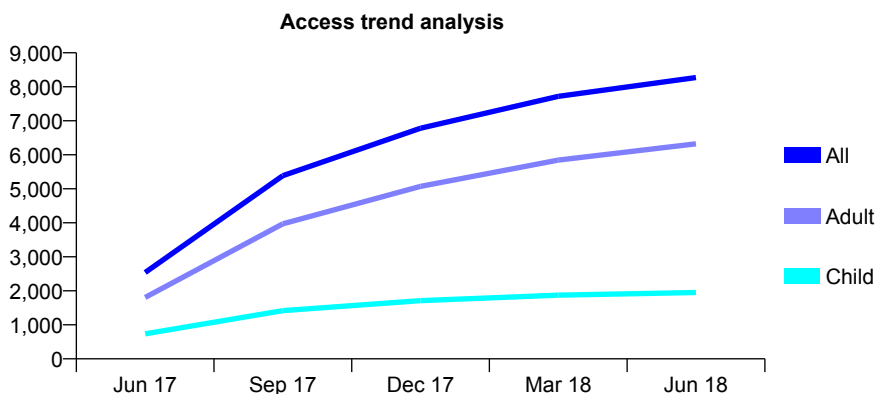
## Q59 - Vital Signs At a Glance Contract Report for 100354/0000 - June 2018

Name or company name	Ishak Practices Limited
Contract type name	GDS Contract
Purpose of contract	General
Contract start date	01/04/2017
Contract end date	

18/19 Contracted general activity (UDA)	25,500
Carry forward general activity (UDA)	0
18/19 Contracted orthodontic activity (UOA)	0
Carry forward orthodontic activity (UOA)	0
Baseline contract value	£672,105.64

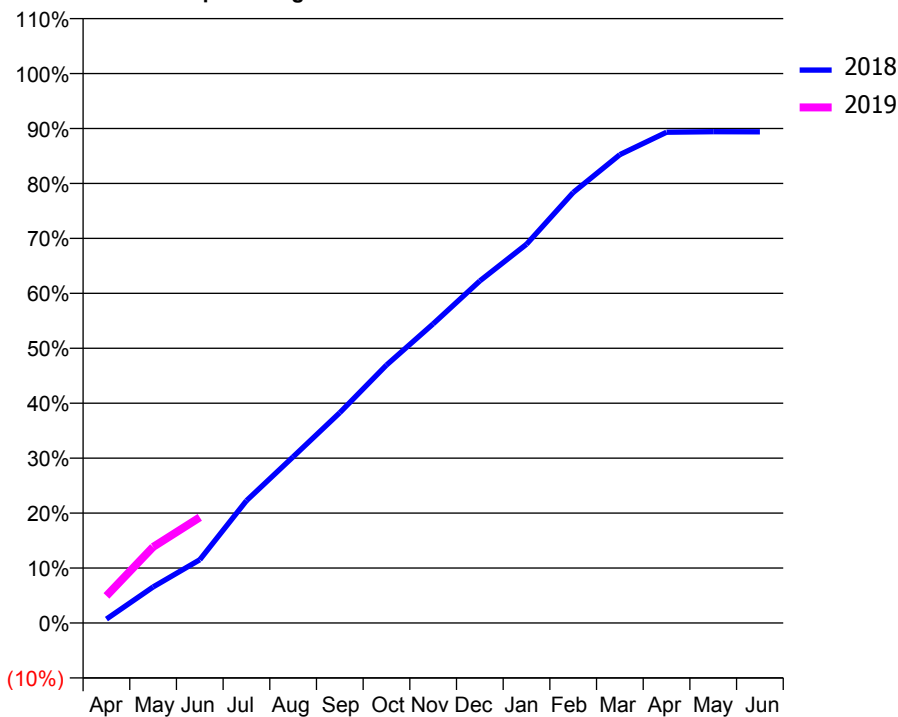
### ACCESS\*

Patients seen in 24 months	Total	Change since previous quarter
Quarter ending June 2017	2,541	
Quarter ending September 2017	5,388	↑
Quarter ending December 2017	6,783	↑
Quarter ending March 2018	7,718	↑
Quarter ending June 2018	8,272	↑
<b>Variance since June 2017</b>	<b>225.5%</b>	<b>↑</b>



### ACTIVITY

Cumulative percentage of contracted UDA delivered 2018 & 2019



Month	Adjusted Scheduled Activity (UDA)	
	2018	2019
April	211	1,260
May	1,949	3,533
June	3,422	4,906
July	6,609	
August	8,984	
September	11,366	
October	13,939	
November	16,169	
December	18,491	
January	20,474	
February	23,271	
March	25,317	
April	26,527	
May	26,553	
June	26,550	

### QUALITY

	Quantity	Base Number	Contract	AT	Region	England
% of FP17s for the same patient ID Re-attending within 3 months - Children	55	738	7.5%	9.3%	11.3%	11.5%
% of FP17s for the same patient ID Re-attending within 3 months - Adults	242	2,313	10.5%	13.6%	14.9%	15.4%
% of FP17s for the same patient ID Re-attending between 3 & 9 months - Children	453	738	61.4%	61.2%	60.0%	58.9%
% of FP17s for the same patient ID Re-attending between 3 & 9 months - Adults	1,129	2,313	48.8%	53.1%	52.6%	51.6%
% of FP17s for Band 1 Urgent Courses	320	2,489	12.9%	7.5%	7.9%	8.9%
% of FP17s Relating to Free Repair or Replacements	5	2,489	0.2%	0.8%	0.8%	0.8%
% of FP17s Relating to Continuations	34	2,489	1.4%	0.9%	0.9%	0.9%
% of Patients satisfied with the dentistry they have received	14	15	93.3%	93.2%	93.2%	93.2%
% of Patients satisfied with the time they had to wait for an appointment	12	15	80.0%	86.5%	89.1%	88.8%

\* This is based on patients treated on this contract for their most recent course of treatment. Figures in italics indicate the base number of FP17s or Patient Questionnaire responses are less than 100. N/A is shown where the base number of responses is less than 10 during the period. % is calculated as Quantity/Base number\*100

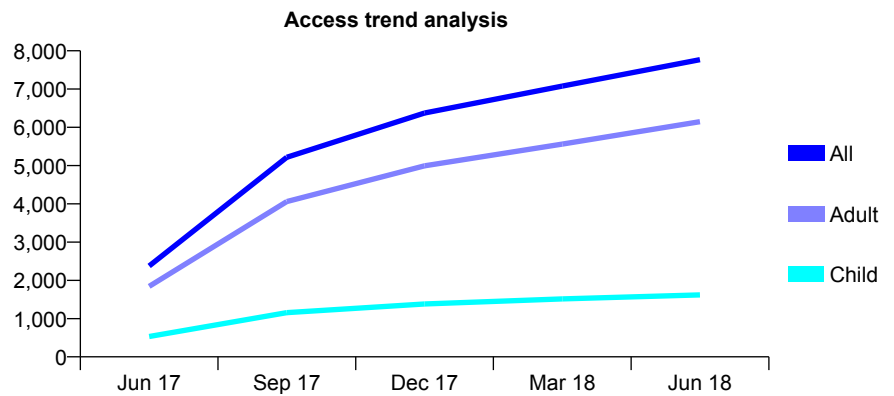
## Q59 - Vital Signs At a Glance Contract Report for 100355/0000 - June 2018

Name or company name	Ishak Practices Limited
Contract type name	GDS Contract
Purpose of contract	General
Contract start date	01/04/2017
Contract end date	

18/19 Contracted general activity (UDA)	27,308
Carry forward general activity (UDA)	0
18/19 Contracted orthodontic activity (UOA)	0
Carry forward orthodontic activity (UOA)	0
Baseline contract value	£718,102.09

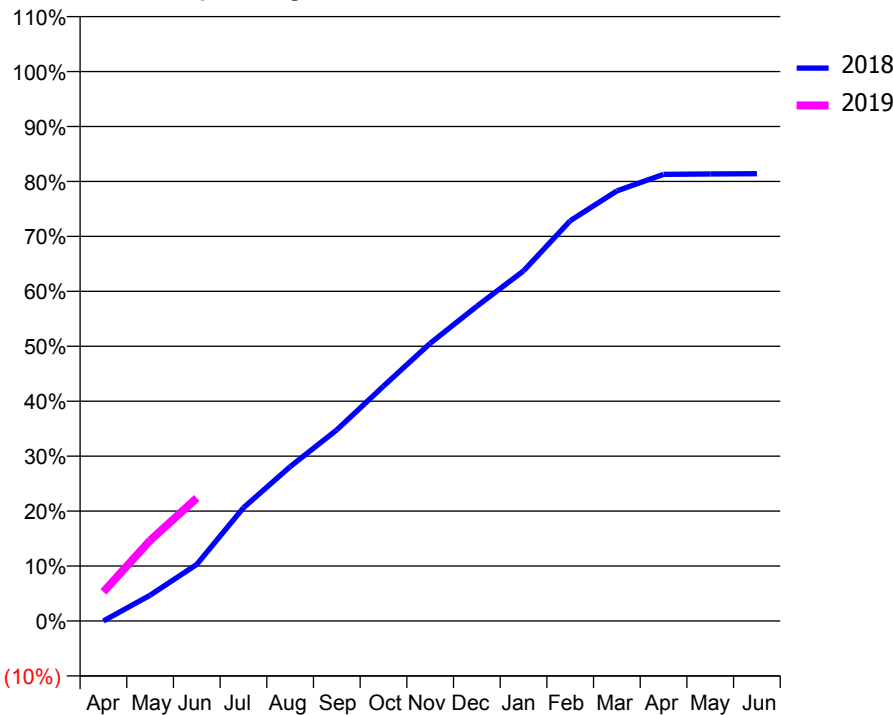
### ACCESS\*

Patients seen in 24 months	Total	Change since previous quarter
Quarter ending June 2017	2,376	
Quarter ending September 2017	5,215	↑
Quarter ending December 2017	6,374	↑
Quarter ending March 2018	7,077	↑
Quarter ending June 2018	7,768	↑
<b>Variance since June 2017</b>	<b>226.9%</b>	<b>↑</b>



### ACTIVITY

Cumulative percentage of contracted UDA delivered 2018 & 2019



Month	Adjusted Scheduled Activity (UDA)	
	2018	2019
April	0	1,445
May	1,480	4,007
June	3,242	6,113
July	6,495	
August	8,851	
September	10,957	
October	13,471	
November	15,926	
December	18,052	
January	20,076	
February	22,949	
March	24,664	
April	25,614	
May	25,635	
June	25,647	

### QUALITY

	Quantity	Base Number	Contract	AT	Region	England
% of FP17s for the same patient ID Re-attending within 3 months - Children	32	676	4.7%	9.3%	11.3%	11.5%
% of FP17s for the same patient ID Re-attending within 3 months - Adults	219	2,643	8.3%	13.6%	14.9%	15.4%
% of FP17s for the same patient ID Re-attending between 3 & 9 months - Children	420	676	62.1%	61.2%	60.0%	58.9%
% of FP17s for the same patient ID Re-attending between 3 & 9 months - Adults	1,672	2,643	63.3%	53.1%	52.6%	51.6%
% of FP17s for Band 1 Urgent Courses	119	2,796	4.3%	7.5%	7.9%	8.9%
% of FP17s Relating to Free Repair or Replacements	24	2,796	0.9%	0.8%	0.8%	0.8%
% of FP17s Relating to Continuations	42	2,796	1.5%	0.9%	0.9%	0.9%
% of Patients satisfied with the dentistry they have received	13	14	92.9%	93.2%	93.2%	93.2%
% of Patients satisfied with the time they had to wait for an appointment	13	14	92.9%	86.5%	89.1%	88.8%

\* This is based on patients treated on this contract for their most recent course of treatment. Figures in italics indicate the base number of FP17s or Patient Questionnaire responses are less than 100. N/A is shown where the base number of responses is less than 10 during the period. % is calculated as Quantity/Base number\*100



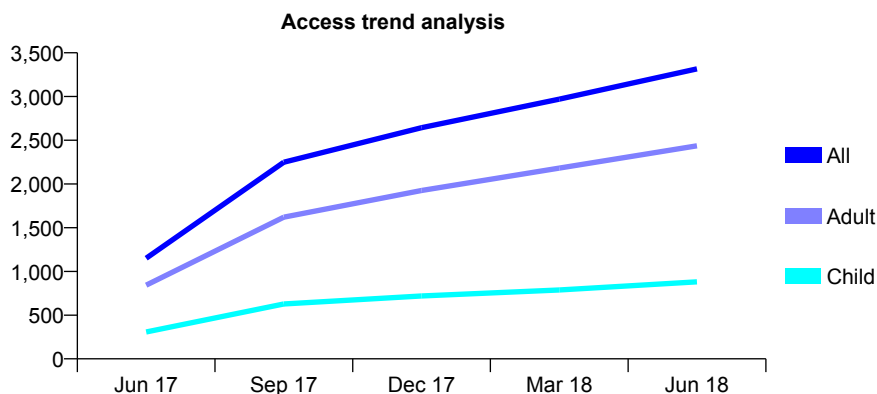
## Q59 - Vital Signs At a Glance Contract Report for 100356/0000 - June 2018

Name or company name	Ishak Practices Limited
Contract type name	GDS Contract
Purpose of contract	General
Contract start date	01/04/2017
Contract end date	

18/19 Contracted general activity (UDA)	10,000
Carry forward general activity (UDA)	0
18/19 Contracted orthodontic activity (UOA)	0
Carry forward orthodontic activity (UOA)	0
Baseline contract value	£241,218.90

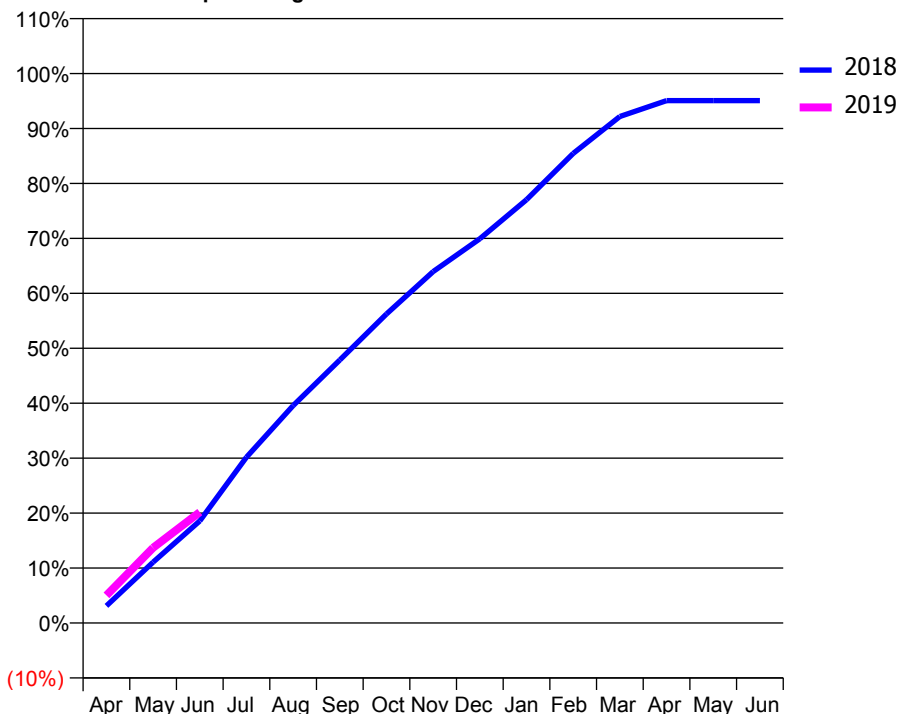
### ACCESS\*

Patients seen in 24 months	Total	Change since previous quarter
Quarter ending June 2017	1,151	
Quarter ending September 2017	2,248	↑
Quarter ending December 2017	2,644	↑
Quarter ending March 2018	2,970	↑
Quarter ending June 2018	3,316	↑
<b>Variance since June 2017</b>	<b>188.1%</b>	<b>↑</b>



### ACTIVITY

Cumulative percentage of contracted UDA delivered 2018 & 2019



Month	Adjusted Scheduled Activity (UDA)	
	2018	2019
April	311	505
May	1,107	1,369
June	1,857	2,017
July	3,019	
August	3,958	
September	4,787	
October	5,624	
November	6,396	
December	6,993	
January	7,705	
February	8,545	
March	9,217	
April	9,506	
May	9,507	
June	9,507	

### QUALITY

	Quantity	Base Number	Contract	AT	Region	England
% of FP17s for the same patient ID Re-attending within 3 months - Children	25	380	6.6%	9.3%	11.3%	11.5%
% of FP17s for the same patient ID Re-attending within 3 months - Adults	69	861	8.0%	13.6%	14.9%	15.4%
% of FP17s for the same patient ID Re-attending between 3 & 9 months - Children	222	380	58.4%	61.2%	60.0%	58.9%
% of FP17s for the same patient ID Re-attending between 3 & 9 months - Adults	367	861	42.6%	53.1%	52.6%	51.6%
% of FP17s for Band 1 Urgent Courses	56	1,089	5.1%	7.5%	7.9%	8.9%
% of FP17s Relating to Free Repair or Replacements	10	1,089	0.9%	0.8%	0.8%	0.8%
% of FP17s Relating to Continuations	18	1,089	1.7%	0.9%	0.9%	0.9%
% of Patients satisfied with the dentistry they have received	4	4	N/A	93.2%	93.2%	93.2%
% of Patients satisfied with the time they had to wait for an appointment	3	4	N/A	86.5%	89.1%	88.8%

\* This is based on patients treated on this contract for their most recent course of treatment. Figures in italics indicate the base number of FP17s or Patient Questionnaire responses are less than 100. N/A is shown where the base number of responses is less than 10 during the period. % is calculated as Quantity/Base number\*100

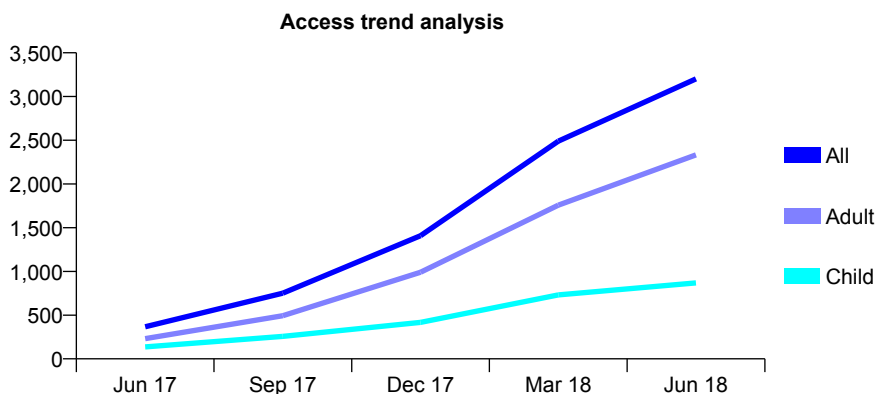
## Q59 - Vital Signs At a Glance Contract Report for 100436/0000 - June 2018

Name or company name	In the Estate of Mr Pravinkumar Patel
Contract type name	GDS Contract
Purpose of contract	General
Contract start date	18/03/2017
Contract end date	31/12/2018

18/19 Contracted general activity (UDA)	10,048
Carry forward general activity (UDA)	0
18/19 Contracted orthodontic activity (UOA)	0
Carry forward orthodontic activity (UOA)	0
Baseline contract value	£291,944.19

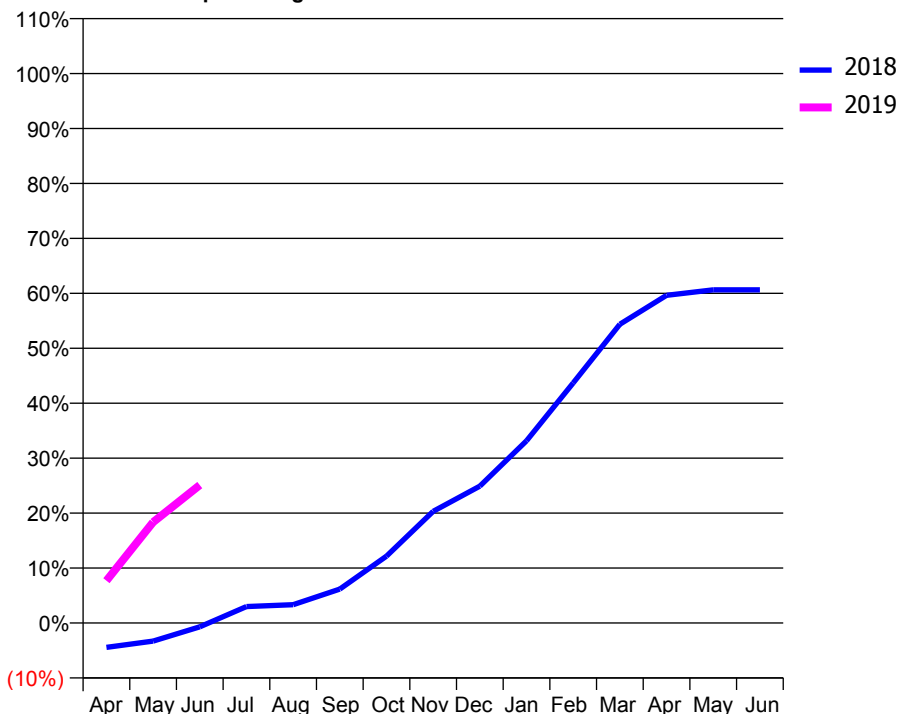
### ACCESS\*

Patients seen in 24 months	Total	Change since previous quarter
Quarter ending June 2017	367	
Quarter ending September 2017	751	↑
Quarter ending December 2017	1,408	↑
Quarter ending March 2018	2,490	↑
Quarter ending June 2018	3,202	↑
<b>Variance since June 2017</b>	<b>772.5%</b>	<b>↑</b>



### ACTIVITY

Cumulative percentage of contracted UDA delivered 2018 & 2019



Adjusted Scheduled Activity (UDA)

Month	2018	2019
April	-597	774
May	-445	1,845
June	-96	2,523
July	400	
August	447	
September	828	
October	1,632	
November	2,723	
December	3,337	
January	4,444	
February	5,855	
March	7,282	
April	7,989	
May	8,121	
June	8,123	

### QUALITY

	Quantity	Base Number	Contract	AT	Region	England
% of FP17s for the same patient ID Re-attending within 3 months - Children	7	273	2.6%	9.3%	11.3%	11.5%
% of FP17s for the same patient ID Re-attending within 3 months - Adults	71	903	7.9%	13.6%	14.9%	15.4%
% of FP17s for the same patient ID Re-attending between 3 & 9 months - Children	81	273	29.7%	61.2%	60.0%	58.9%
% of FP17s for the same patient ID Re-attending between 3 & 9 months - Adults	213	903	23.6%	53.1%	52.6%	51.6%
% of FP17s for Band 1 Urgent Courses	61	870	7.0%	7.5%	7.9%	8.9%
% of FP17s Relating to Free Repair or Replacements	4	870	0.5%	0.8%	0.8%	0.8%
% of FP17s Relating to Continuations	1	870	0.1%	0.9%	0.9%	0.9%
% of Patients satisfied with the dentistry they have received	1	3	N/A	93.2%	93.2%	93.2%
% of Patients satisfied with the time they had to wait for an appointment	2	3	N/A	86.5%	89.1%	88.8%

\* This is based on patients treated on this contract for their most recent course of treatment. Figures in italics indicate the base number of FP17s or Patient Questionnaire responses are less than 100. N/A is shown where the base number of responses is less than 10 during the period. % is calculated as Quantity/Base number\*100

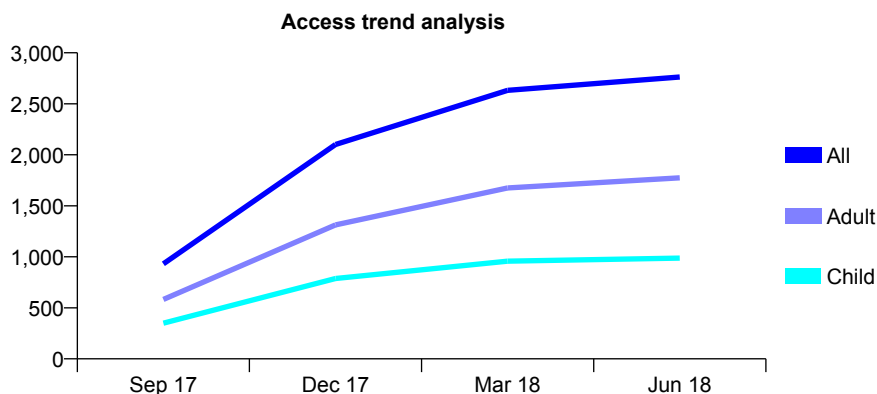
## Q59 - Vital Signs At a Glance Contract Report for 100466/0000 - June 2018

Name or company name	Genix Healthcare Leicester Ltd
Contract type name	GDS Contract
Purpose of contract	General
Contract start date	01/07/2017
Contract end date	

18/19 Contracted general activity (UDA)	13,558
Carry forward general activity (UDA)	0
18/19 Contracted orthodontic activity (UOA)	0
Carry forward orthodontic activity (UOA)	0
Baseline contract value	£335,950.38

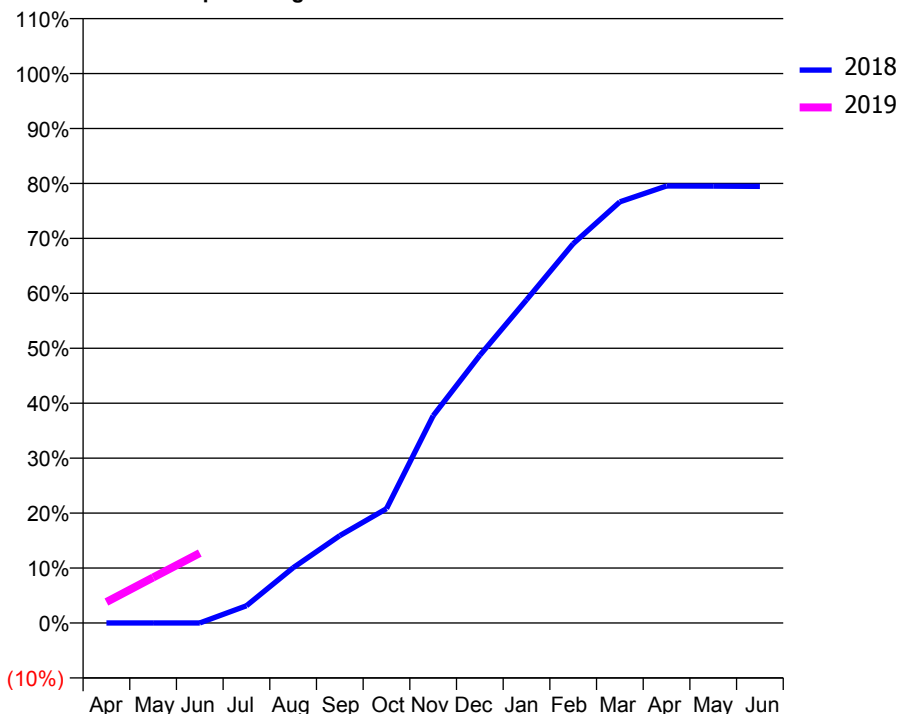
### ACCESS\*

Patients seen in 24 months	Total	Change since previous quarter
Quarter ending June 2017	0	
Quarter ending September 2017	932	↑
Quarter ending December 2017	2,101	↑
Quarter ending March 2018	2,632	↑
Quarter ending June 2018	2,763	↑
<b>Variance since June 2017</b>	N/A	



### ACTIVITY

Cumulative percentage of contracted UDA delivered 2018 & 2019



Month	Adjusted Scheduled Activity (UDA)	
	2018	2019
April	0	517
May	0	1,123
June	0	1,725
July	320	
August	1,022	
September	1,619	
October	2,115	
November	3,835	
December	4,953	
January	5,979	
February	7,019	
March	7,794	
April	8,087	
May	8,084	
June	8,080	

### QUALITY

	Quantity	Base Number	Contract	AT	Region	England
% of FP17s for the same patient ID Re-attending within 3 months - Children	32	417	7.7%	9.3%	11.3%	11.5%
% of FP17s for the same patient ID Re-attending within 3 months - Adults	99	651	15.2%	13.6%	14.9%	15.4%
% of FP17s for the same patient ID Re-attending between 3 & 9 months - Children	306	417	73.4%	61.2%	60.0%	58.9%
% of FP17s for the same patient ID Re-attending between 3 & 9 months - Adults	397	651	61.0%	53.1%	52.6%	51.6%
% of FP17s for Band 1 Urgent Courses	78	907	8.6%	7.5%	7.9%	8.9%
% of FP17s Relating to Free Repair or Replacements	0	907	0.0%	0.8%	0.8%	0.8%
% of FP17s Relating to Continuations	0	907	0.0%	0.9%	0.9%	0.9%
% of Patients satisfied with the dentistry they have received	2	2	N/A	93.2%	93.2%	93.2%
% of Patients satisfied with the time they had to wait for an appointment	1	2	N/A	86.5%	89.1%	88.8%

\* This is based on patients treated on this contract for their most recent course of treatment. Figures in italics indicate the base number of FP17s or Patient Questionnaire responses are less than 100. N/A is shown where the base number of responses is less than 10 during the period. % is calculated as Quantity/Base number\*100

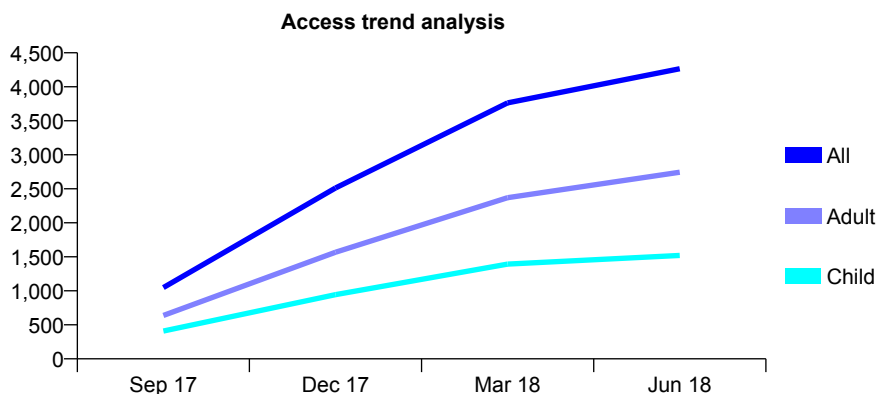
## Q59 - Vital Signs At a Glance Contract Report for 100478/0000 - June 2018

Name or company name	Rodericks Dental Limited
Contract type name	GDS Contract
Purpose of contract	General
Contract start date	01/08/2017
Contract end date	

18/19 Contracted general activity (UDA)	13,122
Carry forward general activity (UDA)	0
18/19 Contracted orthodontic activity (UOA)	0
Carry forward orthodontic activity (UOA)	0
Baseline contract value	£342,670.38

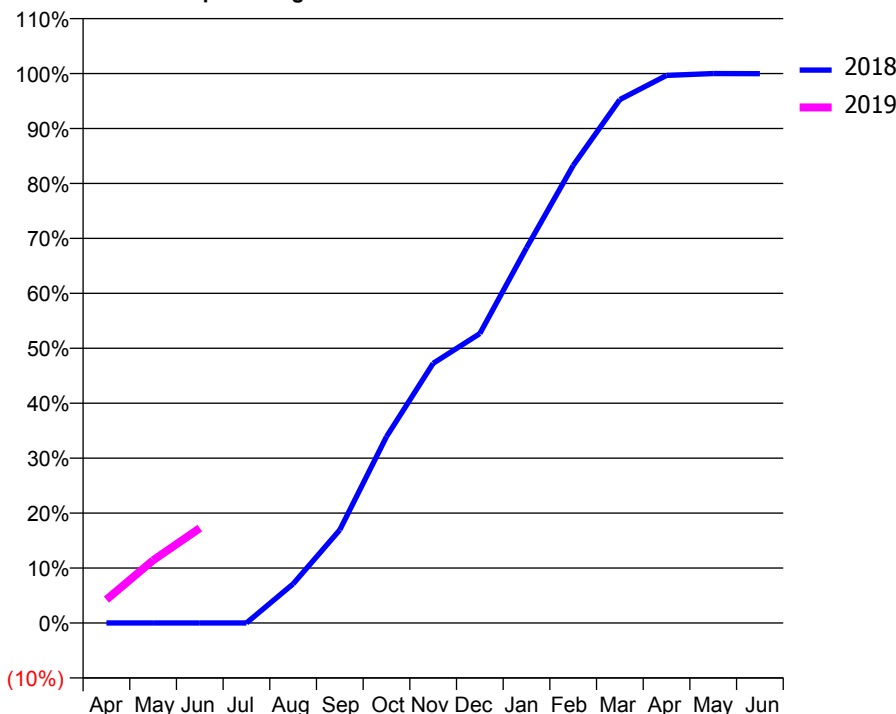
### ACCESS\*

Patients seen in 24 months	Total	Change since previous quarter
Quarter ending June 2017	0	
Quarter ending September 2017	1,048	↑
Quarter ending December 2017	2,512	↑
Quarter ending March 2018	3,763	↑
Quarter ending June 2018	4,265	↑
<b>Variance since June 2017</b>	N/A	



### ACTIVITY

Cumulative percentage of contracted UDA delivered 2018 & 2019



Adjusted Scheduled Activity (UDA)		
Month	2018	2019
April	0	560
May	0	1,499
June	0	2,265
July	0	
August	606	
September	1,440	
October	2,882	
November	4,016	
December	4,475	
January	5,801	
February	7,077	
March	8,094	
April	8,468	
May	8,497	
June	8,496	

### QUALITY

	Quantity	Base Number	Contract	AT	Region	England
% of FP17s for the same patient ID Re-attending within 3 months - Children	52	569	9.1%	9.3%	11.3%	11.5%
% of FP17s for the same patient ID Re-attending within 3 months - Adults	73	909	8.0%	13.6%	14.9%	15.4%
% of FP17s for the same patient ID Re-attending between 3 & 9 months - Children	282	569	49.6%	61.2%	60.0%	58.9%
% of FP17s for the same patient ID Re-attending between 3 & 9 months - Adults	348	909	38.3%	53.1%	52.6%	51.6%
% of FP17s for Band 1 Urgent Courses	121	1,260	9.6%	7.5%	7.9%	8.9%
% of FP17s Relating to Free Repair or Replacements	5	1,260	0.4%	0.8%	0.8%	0.8%
% of FP17s Relating to Continuations	4	1,260	0.3%	0.9%	0.9%	0.9%
% of Patients satisfied with the dentistry they have received	6	7	N/A	93.2%	93.2%	93.2%
% of Patients satisfied with the time they had to wait for an appointment	6	7	N/A	86.5%	89.1%	88.8%

\* This is based on patients treated on this contract for their most recent course of treatment. Figures in italics indicate the base number of FP17s or Patient Questionnaire responses are less than 100. N/A is shown where the base number of responses is less than 10 during the period. % is calculated as Quantity/Base number\*100

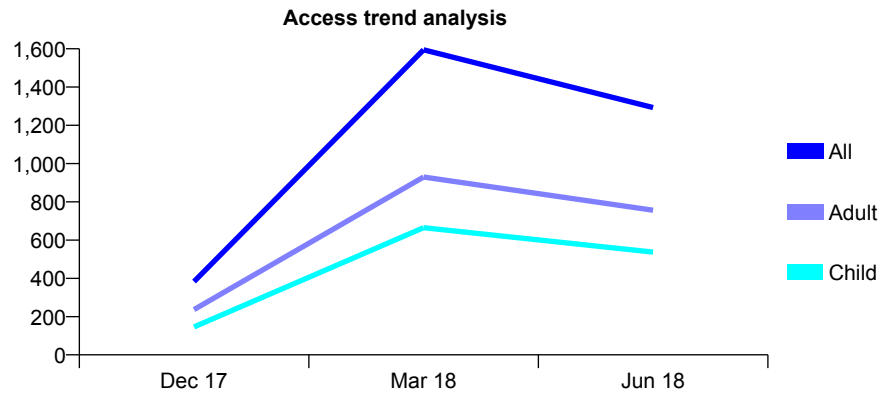
## Q59 - Vital Signs At a Glance Contract Report for 100536/0000 - June 2018

Name or company name	The Whitehouse Surgery Ltd
Contract type name	PDS Plus Contract
Purpose of contract	General
Contract start date	01/12/2017
Contract end date	30/11/2024

18/19 Contracted general activity (UDA)	10,000
Carry forward general activity (UDA)	0
18/19 Contracted orthodontic activity (UOA)	0
Carry forward orthodontic activity (UOA)	0
Baseline contract value	£157,500.00

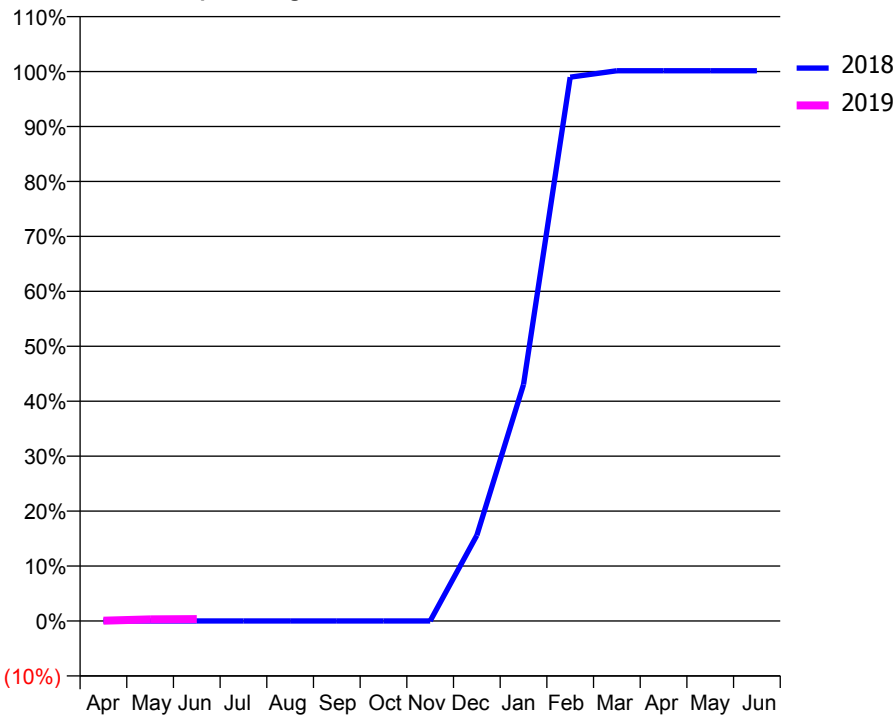
### ACCESS\*

Patients seen in 24 months	Total	Change since previous quarter
Quarter ending June 2017	0	
Quarter ending September 2017	0	
Quarter ending December 2017	383	↑
Quarter ending March 2018	1,595	↑
Quarter ending June 2018	1,293	↓
<b>Variance since June 2017</b>	N/A	



### ACTIVITY

Cumulative percentage of contracted UDA delivered 2018 & 2019



Month	Adjusted Scheduled Activity (UDA)	
	2018	2019
April	0	7
May	0	30
June	0	35
July	0	
August	0	
September	0	
October	0	
November	0	
December	520	
January	1,434	
February	3,299	
March	3,338	
April	3,338	
May	3,338	
June	3,338	

### QUALITY

	Quantity	Base Number	Contract	AT	Region	England
% of FP17s for the same patient ID Re-attending within 3 months - Children	0	5	0.0%	9.3%	11.3%	11.5%
% of FP17s for the same patient ID Re-attending within 3 months - Adults	1	11	9.1%	13.6%	14.9%	15.4%
% of FP17s for the same patient ID Re-attending between 3 & 9 months - Children	1	5	20.0%	61.2%	60.0%	58.9%
% of FP17s for the same patient ID Re-attending between 3 & 9 months - Adults	1	11	9.1%	53.1%	52.6%	51.6%
% of FP17s for Band 1 Urgent Courses	7	16	43.8%	7.5%	7.9%	8.9%
% of FP17s Relating to Free Repair or Replacements	1	16	6.3%	0.8%	0.8%	0.8%
% of FP17s Relating to Continuations	0	16	0.0%	0.9%	0.9%	0.9%
% of Patients satisfied with the dentistry they have received	0	0	N/A	93.2%	93.2%	93.2%
% of Patients satisfied with the time they had to wait for an appointment	0	0	N/A	86.5%	89.1%	88.8%

\* This is based on patients treated on this contract for their most recent course of treatment. Figures in italics indicate the base number of FP17s or Patient Questionnaire responses are less than 100. N/A is shown where the base number of responses is less than 10 during the period. % is calculated as Quantity/Base number\*100

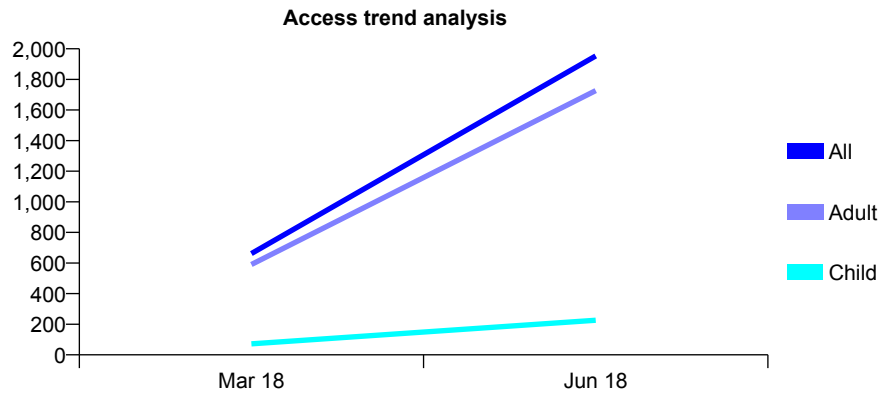
### Q59 - Vital Signs At a Glance Contract Report for 100542/0000 - June 2018

Name or company name	JDRM Dental Care Ltd
Contract type name	PDS Plus Contract
Purpose of contract	General
Contract start date	01/12/2017
Contract end date	30/11/2024

18/19 Contracted general activity (UDA)	25,000
Carry forward general activity (UDA)	0
18/19 Contracted orthodontic activity (UOA)	0
Carry forward orthodontic activity (UOA)	0
Baseline contract value	£481,250.00

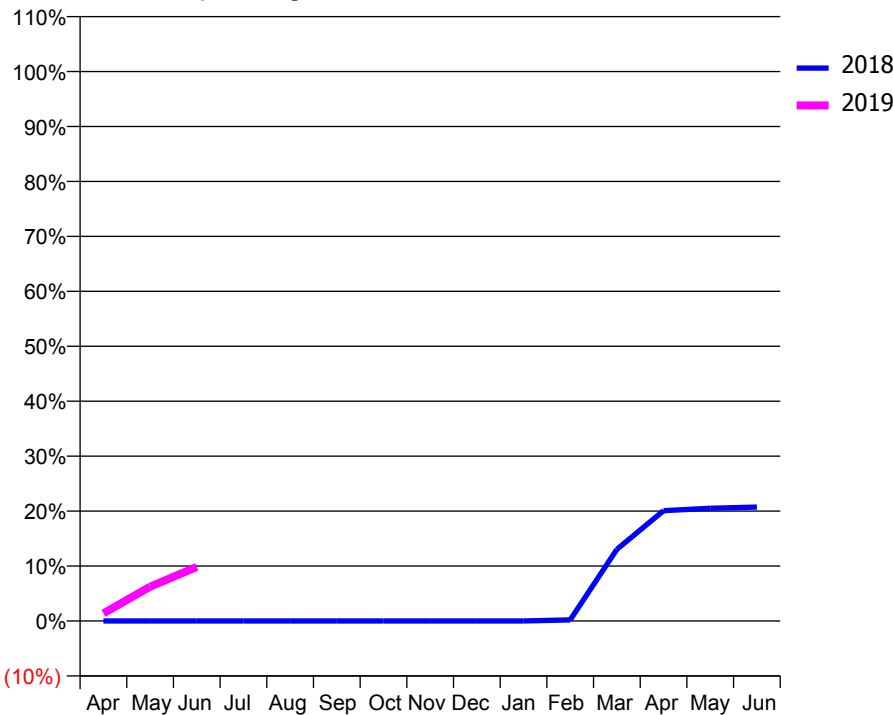
#### ACCESS\*

Patients seen in 24 months	Total	Change since previous quarter
Quarter ending June 2017	0	
Quarter ending September 2017	0	
Quarter ending December 2017	0	
Quarter ending March 2018	662	
Quarter ending June 2018	1,953	↑
<b>Variance since June 2017</b>	N/A	



#### ACTIVITY

Cumulative percentage of contracted UDA delivered 2018 & 2019



Month	Adjusted Scheduled Activity (UDA)	
	2018	2019
April	0	348
May	0	1,560
June	0	2,460
July	0	
August	0	
September	0	
October	0	
November	0	
December	0	
January	0	
February	17	
March	1,087	
April	1,673	
May	1,709	
June	1,727	

#### QUALITY

	Quantity	Base Number	Contract	AT	Region	England
% of FP17s for the same patient ID Re-attending within 3 months - Children	26	217	12.0%	9.3%	11.3%	11.5%
% of FP17s for the same patient ID Re-attending within 3 months - Adults	279	1,699	16.4%	13.6%	14.9%	15.4%
% of FP17s for the same patient ID Re-attending between 3 & 9 months - Children	9	217	4.1%	61.2%	60.0%	58.9%
% of FP17s for the same patient ID Re-attending between 3 & 9 months - Adults	12	1,699	0.7%	53.1%	52.6%	51.6%
% of FP17s for Band 1 Urgent Courses	1,014	1,482	68.4%	7.5%	7.9%	8.9%
% of FP17s Relating to Free Repair or Replacements	0	1,482	0.0%	0.8%	0.8%	0.8%
% of FP17s Relating to Continuations	1	1,482	0.1%	0.9%	0.9%	0.9%
% of Patients satisfied with the dentistry they have received	0	0	N/A	93.2%	93.2%	93.2%
% of Patients satisfied with the time they had to wait for an appointment	0	0	N/A	86.5%	89.1%	88.8%

\* This is based on patients treated on this contract for their most recent course of treatment. Figures in italics indicate the base number of FP17s or Patient Questionnaire responses are less than 100. N/A is shown where the base number of responses is less than 10 during the period. % is calculated as Quantity/Base number\*100

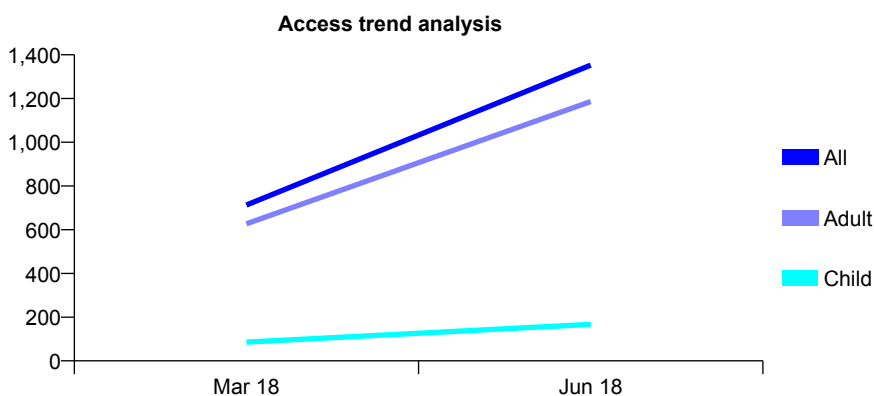
## Q59 - Vital Signs At a Glance Contract Report for 100548/0000 - June 2018

Name or company name	JDRM Dental Care Ltd
Contract type name	PDS Plus Contract
Purpose of contract	General
Contract start date	01/12/2017
Contract end date	30/11/2024

18/19 Contracted general activity (UDA)	25,000
Carry forward general activity (UDA)	0
18/19 Contracted orthodontic activity (UOA)	0
Carry forward orthodontic activity (UOA)	0
Baseline contract value	£481,250.00

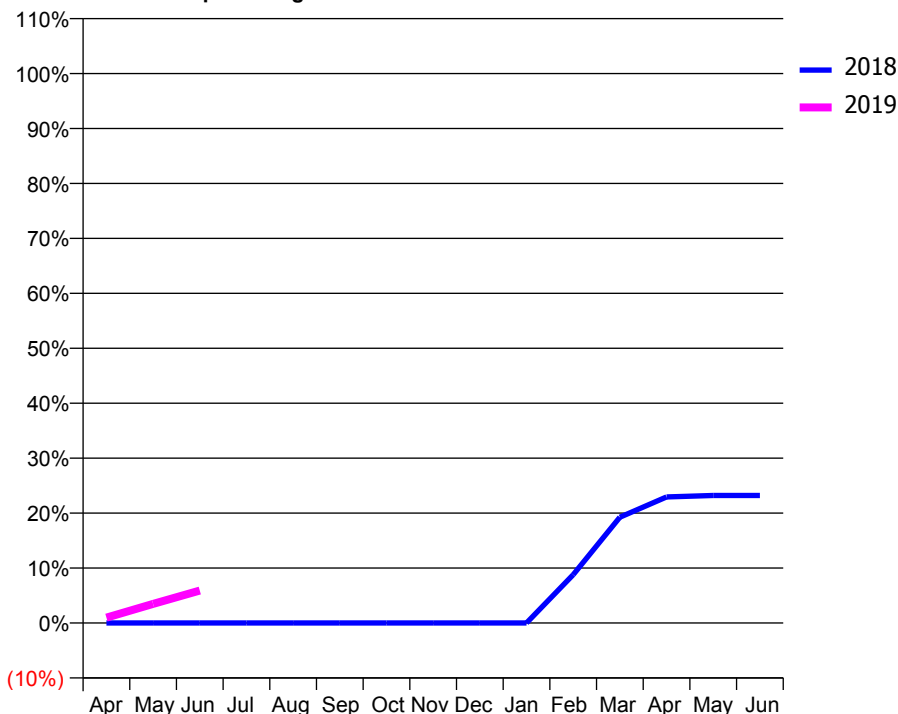
### ACCESS\*

Patients seen in 24 months	Total	Change since previous quarter
Quarter ending June 2017	0	
Quarter ending September 2017	0	
Quarter ending December 2017	0	
Quarter ending March 2018	713	
Quarter ending June 2018	1,353	↑
<b>Variance since June 2017</b>	N/A	



### ACTIVITY

Cumulative percentage of contracted UDA delivered 2018 & 2019



Adjusted Scheduled Activity (UDA)

Month	2018	2019
April	0	247
May	0	870
June	0	1,479
July	0	
August	0	
September	0	
October	0	
November	0	
December	0	
January	0	
February	733	
March	1,604	
April	1,913	
May	1,935	
June	1,935	

### QUALITY

	Quantity	Base Number	Contract	AT	Region	England
% of FP17s for the same patient ID Re-attending within 3 months - Children	7	142	4.9%	9.3%	11.3%	11.5%
% of FP17s for the same patient ID Re-attending within 3 months - Adults	157	1,010	15.5%	13.6%	14.9%	15.4%
% of FP17s for the same patient ID Re-attending between 3 & 9 months - Children	4	142	2.8%	61.2%	60.0%	58.9%
% of FP17s for the same patient ID Re-attending between 3 & 9 months - Adults	19	1,010	1.9%	53.1%	52.6%	51.6%
% of FP17s for Band 1 Urgent Courses	704	949	74.2%	7.5%	7.9%	8.9%
% of FP17s Relating to Free Repair or Replacements	4	949	0.4%	0.8%	0.8%	0.8%
% of FP17s Relating to Continuations	1	949	0.1%	0.9%	0.9%	0.9%
% of Patients satisfied with the dentistry they have received	0	0	N/A	93.2%	93.2%	93.2%
% of Patients satisfied with the time they had to wait for an appointment	0	0	N/A	86.5%	89.1%	88.8%

\* This is based on patients treated on this contract for their most recent course of treatment. Figures in italics indicate the base number of FP17s or Patient Questionnaire responses are less than 100. N/A is shown where the base number of responses is less than 10 during the period. % is calculated as Quantity/Base number\*100

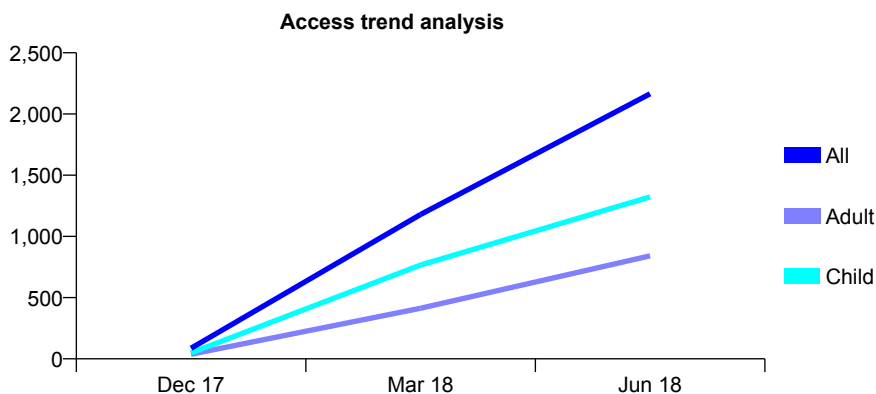
## Q59 - Vital Signs At a Glance Contract Report for 100549/0000 - June 2018

Name or company name	Community Dental Services CIC
Contract type name	PDS Contract
Purpose of contract	General
Contract start date	01/12/2017
Contract end date	30/11/2024

18/19 Contracted general activity (UDA)	10,500
Carry forward general activity (UDA)	0
18/19 Contracted orthodontic activity (UOA)	0
Carry forward orthodontic activity (UOA)	0
Baseline contract value	£2,711,851.00

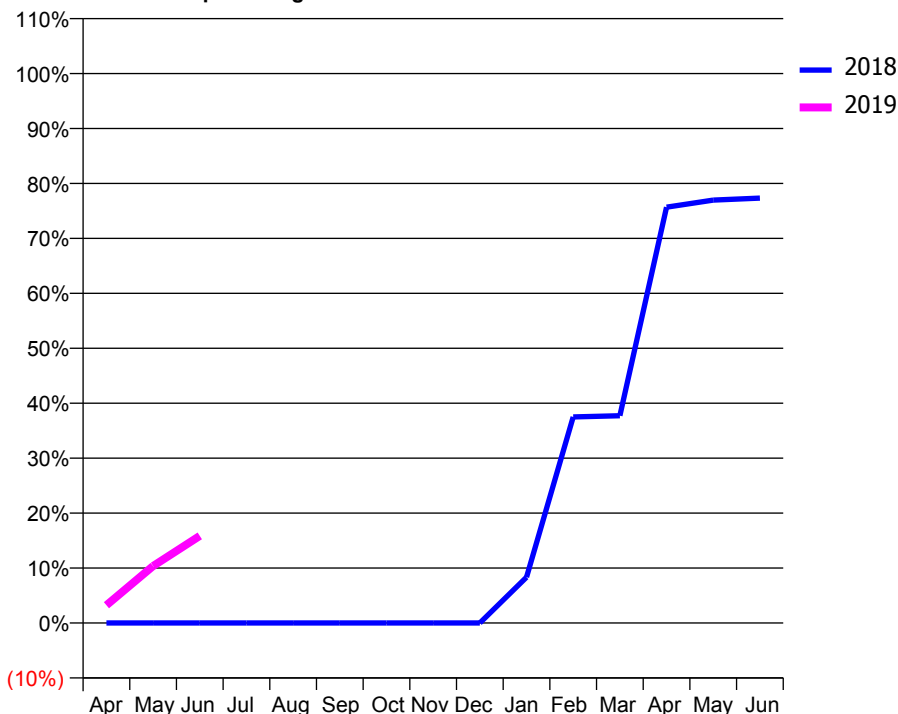
### ACCESS\*

Patients seen in 24 months	Total	Change since previous quarter
Quarter ending June 2017	0	
Quarter ending September 2017	0	
Quarter ending December 2017	87	↑
Quarter ending March 2018	1,179	↑
Quarter ending June 2018	2,165	↑
<b>Variance since June 2017</b>	N/A	



### ACTIVITY

Cumulative percentage of contracted UDA delivered 2018 & 2019



Adjusted Scheduled Activity (UDA)		
Month	2018	2019
April	0	341
May	0	1,089
June	0	1,664
July	0	
August	0	
September	0	
October	0	
November	0	
December	0	
January	291	
February	1,313	
March	1,320	
April	2,648	
May	2,694	
June	2,707	

### QUALITY

	Quantity	Base Number	Contract	AT	Region	England
% of FP17s for the same patient ID Re-attending within 3 months - Children	62	1,354	4.6%	9.3%	11.3%	11.5%
% of FP17s for the same patient ID Re-attending within 3 months - Adults	33	579	5.7%	13.6%	14.9%	15.4%
% of FP17s for the same patient ID Re-attending between 3 & 9 months - Children	70	1,354	5.2%	61.2%	60.0%	58.9%
% of FP17s for the same patient ID Re-attending between 3 & 9 months - Adults	36	579	6.2%	53.1%	52.6%	51.6%
% of FP17s for Band 1 Urgent Courses	46	987	4.7%	7.5%	7.9%	8.9%
% of FP17s Relating to Free Repair or Replacements	0	987	0.0%	0.8%	0.8%	0.8%
% of FP17s Relating to Continuations	0	987	0.0%	0.9%	0.9%	0.9%
% of Patients satisfied with the dentistry they have received	0	0	N/A	93.2%	93.2%	93.2%
% of Patients satisfied with the time they had to wait for an appointment	0	0	N/A	86.5%	89.1%	88.8%

\* This is based on patients treated on this contract for their most recent course of treatment. Figures in italics indicate the base number of FP17s or Patient Questionnaire responses are less than 100. N/A is shown where the base number of responses is less than 10 during the period. % is calculated as Quantity/Base number\*100



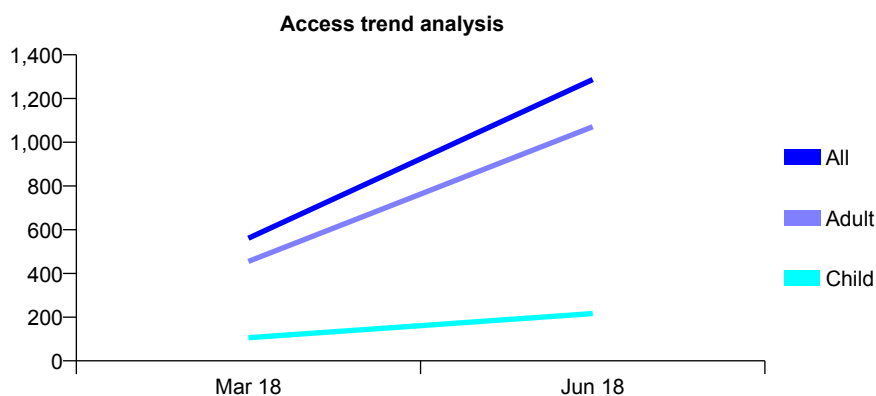
## Q59 - Vital Signs At a Glance Contract Report for 100559/0000 - June 2018

Name or company name	JDRM Dental Care Ltd
Contract type name	PDS Plus Contract
Purpose of contract	General
Contract start date	21/12/2017
Contract end date	11/01/2025

18/19 Contracted general activity (UDA)	25,000
Carry forward general activity (UDA)	0
18/19 Contracted orthodontic activity (UOA)	0
Carry forward orthodontic activity (UOA)	0
Baseline contract value	£481,250.00

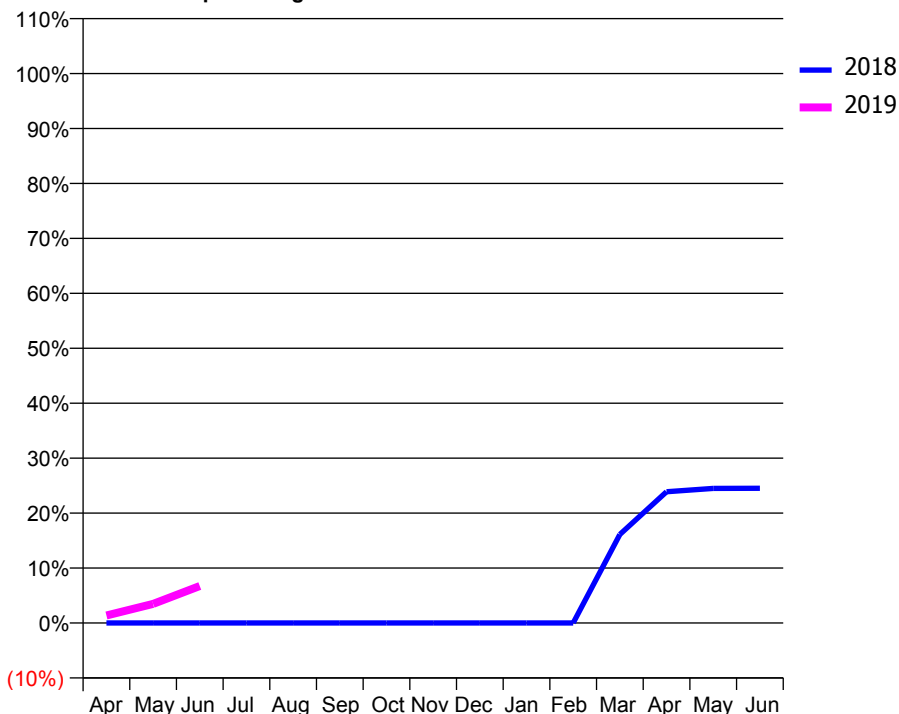
### ACCESS\*

Patients seen in 24 months	Total	Change since previous quarter
Quarter ending June 2017	0	
Quarter ending September 2017	0	
Quarter ending December 2017	0	
Quarter ending March 2018	561	
Quarter ending June 2018	1,287	↑
<b>Variance since June 2017</b>	N/A	



### ACTIVITY

Cumulative percentage of contracted UDA delivered 2018 & 2019



Month	Adjusted Scheduled Activity (UDA)	
	2018	2019
April	0	340
May	0	873
June	0	1,681
July	0	
August	0	
September	0	
October	0	
November	0	
December	0	
January	0	
February	0	
March	888	
April	1,317	
May	1,350	
June	1,351	

### QUALITY

	Quantity	Base Number	Contract	AT	Region	England
% of FP17s for the same patient ID Re-attending within 3 months - Children	3	150	2.0%	9.3%	11.3%	11.5%
% of FP17s for the same patient ID Re-attending within 3 months - Adults	88	831	10.6%	13.6%	14.9%	15.4%
% of FP17s for the same patient ID Re-attending between 3 & 9 months - Children	2	150	1.3%	61.2%	60.0%	58.9%
% of FP17s for the same patient ID Re-attending between 3 & 9 months - Adults	17	831	2.0%	53.1%	52.6%	51.6%
% of FP17s for Band 1 Urgent Courses	207	747	27.7%	7.5%	7.9%	8.9%
% of FP17s Relating to Free Repair or Replacements	2	747	0.3%	0.8%	0.8%	0.8%
% of FP17s Relating to Continuations	2	747	0.3%	0.9%	0.9%	0.9%
% of Patients satisfied with the dentistry they have received	2	2	N/A	93.2%	93.2%	93.2%
% of Patients satisfied with the time they had to wait for an appointment	2	2	N/A	86.5%	89.1%	88.8%

\* This is based on patients treated on this contract for their most recent course of treatment. Figures in italics indicate the base number of FP17s or Patient Questionnaire responses are less than 100. N/A is shown where the base number of responses is less than 10 during the period. % is calculated as Quantity/Base number\*100

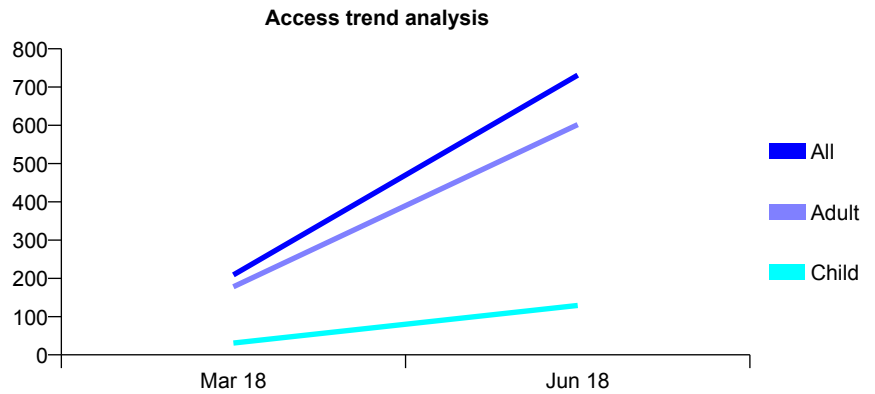
## Q59 - Vital Signs At a Glance Contract Report for 100570/0000 - June 2018

Name or company name	JDRM Dental Care Ltd
Contract type name	PDS Plus Contract
Purpose of contract	General
Contract start date	12/01/2018
Contract end date	11/01/2025

18/19 Contracted general activity (UDA)	25,000
Carry forward general activity (UDA)	0
18/19 Contracted orthodontic activity (UOA)	0
Carry forward orthodontic activity (UOA)	0
Baseline contract value	£481,250.00

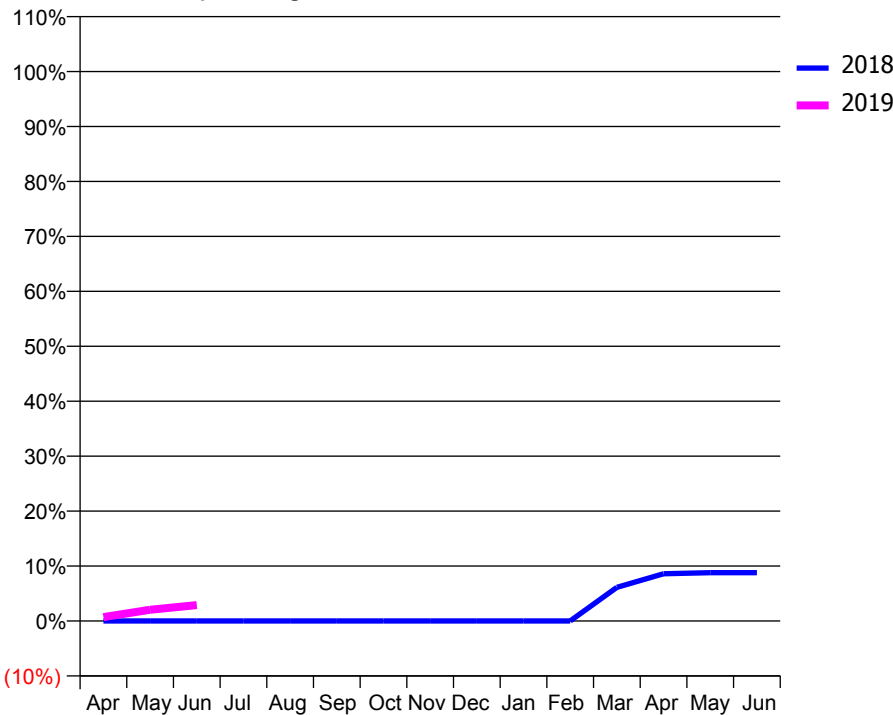
### ACCESS\*

Patients seen in 24 months	Total	Change since previous quarter
Quarter ending June 2017	0	
Quarter ending September 2017	0	
Quarter ending December 2017	0	
Quarter ending March 2018	209	
Quarter ending June 2018	731	↑
<b>Variance since June 2017</b>	N/A	



### ACTIVITY

Cumulative percentage of contracted UDA delivered 2018 & 2019



Month	Adjusted Scheduled Activity (UDA)	
	2018	2019
April	0	178
May	0	514
June	0	725
July	0	
August	0	
September	0	
October	0	
November	0	
December	0	
January	0	
February	0	
March	337	
April	474	
May	484	
June	484	

### QUALITY

	Quantity	Base Number	Contract	AT	Region	England
% of FP17s for the same patient ID Re-attending within 3 months - Children	2	90	2.2%	9.3%	11.3%	11.5%
% of FP17s for the same patient ID Re-attending within 3 months - Adults	20	448	4.5%	13.6%	14.9%	15.4%
% of FP17s for the same patient ID Re-attending between 3 & 9 months - Children	0	90	0.0%	61.2%	60.0%	58.9%
% of FP17s for the same patient ID Re-attending between 3 & 9 months - Adults	2	448	0.4%	53.1%	52.6%	51.6%
% of FP17s for Band 1 Urgent Courses	137	435	31.5%	7.5%	7.9%	8.9%
% of FP17s Relating to Free Repair or Replacements	0	435	0.0%	0.8%	0.8%	0.8%
% of FP17s Relating to Continuations	0	435	0.0%	0.9%	0.9%	0.9%
% of Patients satisfied with the dentistry they have received	0	0	N/A	93.2%	93.2%	93.2%
% of Patients satisfied with the time they had to wait for an appointment	0	0	N/A	86.5%	89.1%	88.8%

\* This is based on patients treated on this contract for their most recent course of treatment. Figures in italics indicate the base number of FP17s or Patient Questionnaire responses are less than 100. N/A is shown where the base number of responses is less than 10 during the period. % is calculated as Quantity/Base number\*100

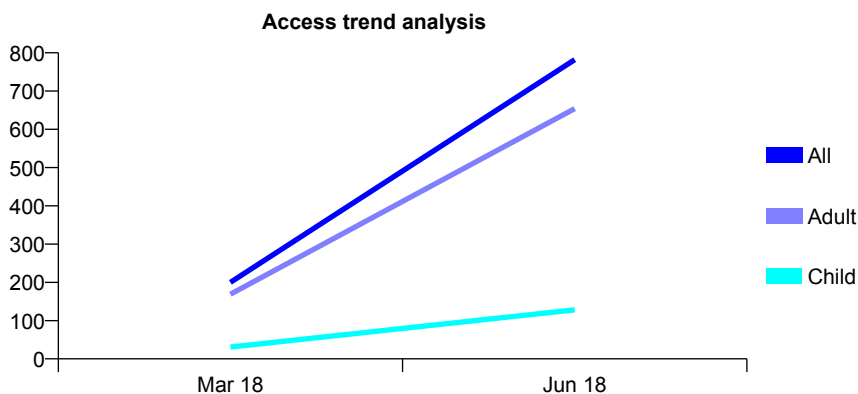
## Q59 - Vital Signs At a Glance Contract Report for 100579/0000 - June 2018

Name or company name	JDRM Dental Care Ltd
Contract type name	PDS Plus Contract
Purpose of contract	General
Contract start date	01/02/2018
Contract end date	31/01/2025

18/19 Contracted general activity (UDA)	25,000
Carry forward general activity (UDA)	0
18/19 Contracted orthodontic activity (UOA)	0
Carry forward orthodontic activity (UOA)	0
Baseline contract value	£481,250.00

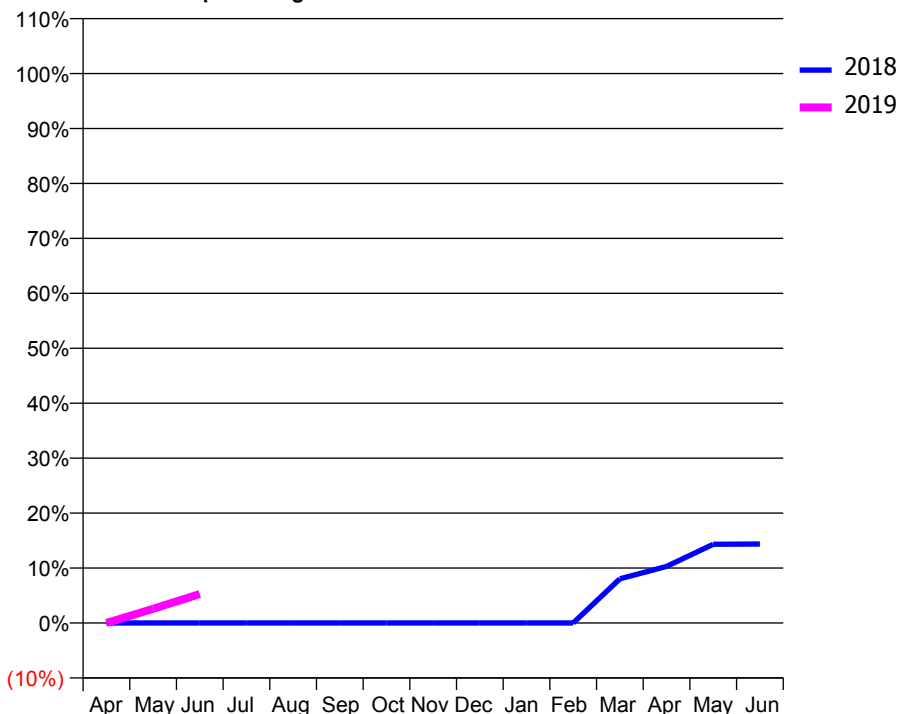
### ACCESS\*

Patients seen in 24 months	Total	Change since previous quarter
Quarter ending June 2017	0	
Quarter ending September 2017	0	
Quarter ending December 2017	0	
Quarter ending March 2018	200	
Quarter ending June 2018	782	↑
<b>Variance since June 2017</b>	N/A	



### ACTIVITY

Cumulative percentage of contracted UDA delivered 2018 & 2019



Adjusted Scheduled Activity (UDA)

Month	2018	2019
April	0	0
May	0	649
June	0	1,321
July	0	
August	0	
September	0	
October	0	
November	0	
December	0	
January	0	
February	0	
March	335	
April	429	
May	598	
June	600	

### QUALITY

	Quantity	Base Number	Contract	AT	Region	England
% of FP17s for the same patient ID Re-attending within 3 months - Children	5	131	3.8%	9.3%	11.3%	11.5%
% of FP17s for the same patient ID Re-attending within 3 months - Adults	79	736	10.7%	13.6%	14.9%	15.4%
% of FP17s for the same patient ID Re-attending between 3 & 9 months - Children	0	131	0.0%	61.2%	60.0%	58.9%
% of FP17s for the same patient ID Re-attending between 3 & 9 months - Adults	0	736	0.0%	53.1%	52.6%	51.6%
% of FP17s for Band 1 Urgent Courses	368	716	51.4%	7.5%	7.9%	8.9%
% of FP17s Relating to Free Repair or Replacements	1	716	0.1%	0.8%	0.8%	0.8%
% of FP17s Relating to Continuations	1	716	0.1%	0.9%	0.9%	0.9%
% of Patients satisfied with the dentistry they have received	0	0	N/A	93.2%	93.2%	93.2%
% of Patients satisfied with the time they had to wait for an appointment	0	0	N/A	86.5%	89.1%	88.8%

\* This is based on patients treated on this contract for their most recent course of treatment. Figures in italics indicate the base number of FP17s or Patient Questionnaire responses are less than 100. N/A is shown where the base number of responses is less than 10 during the period. % is calculated as Quantity/Base number\*100

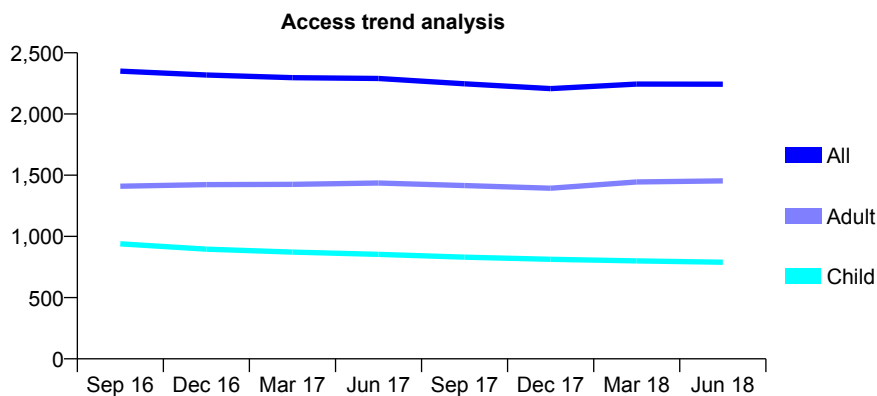
## Q59 - Vital Signs At a Glance Contract Report for 101281/0034 - June 2018

Name or company name	OASIS DENTAL CARE LTD
Contract type name	GDS Contract
Purpose of contract	General and Orthodontic
Contract start date	01/04/2006
Contract end date	

18/19 Contracted general activity (UDA)	7,246
Carry forward general activity (UDA)	0
18/19 Contracted orthodontic activity (UOA)	1,134
Carry forward orthodontic activity (UOA)	0
Baseline contract value	£249,897.09

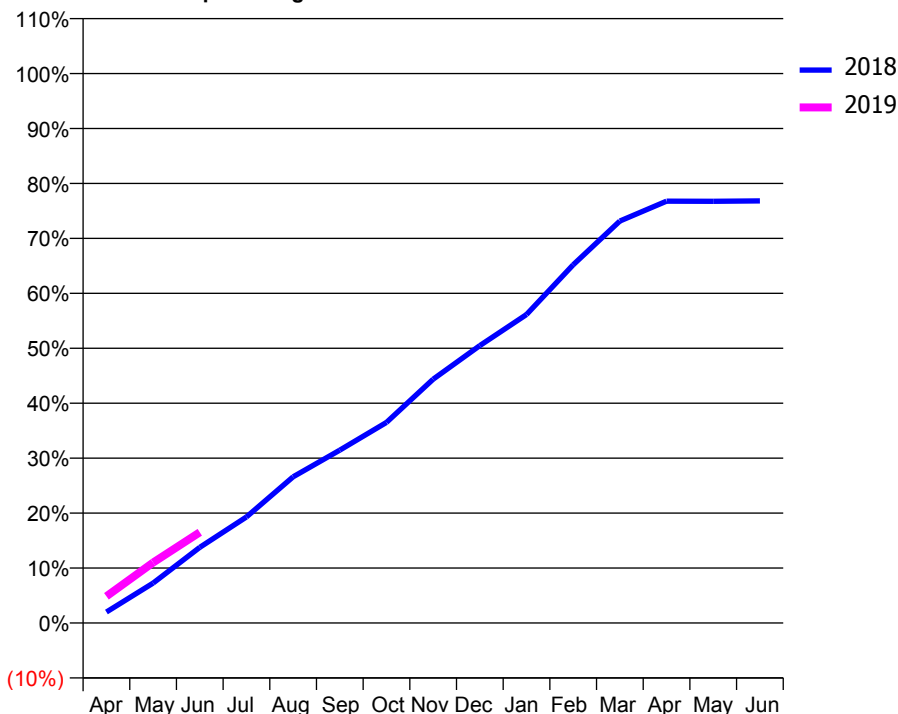
### ACCESS\*

Patients seen in 24 months	Total	Change since previous quarter
Quarter ending June 2017	2,290	
Quarter ending September 2017	2,247	↓
Quarter ending December 2017	2,207	↓
Quarter ending March 2018	2,245	→
Quarter ending June 2018	2,243	→
<b>Variance since June 2017</b>	<b>(2.1%)</b>	<b>↓</b>



### ACTIVITY

Cumulative percentage of contracted UDA delivered 2018 & 2019



Month	Adjusted Scheduled Activity (UDA)	
	2018	2019
April	145	353
May	527	798
June	998	1,196
July	1,398	
August	1,928	
September	2,281	
October	2,646	
November	3,216	
December	3,658	
January	4,068	
February	4,724	
March	5,301	
April	5,562	
May	5,561	
June	5,566	

### QUALITY

	Quantity	Base Number	Contract	AT	Region	England
% of FP17s for the same patient ID Re-attending within 3 months - Children	33	335	9.9%	9.3%	11.3%	11.5%
% of FP17s for the same patient ID Re-attending within 3 months - Adults	73	526	13.9%	13.6%	14.9%	15.4%
% of FP17s for the same patient ID Re-attending between 3 & 9 months - Children	242	335	72.2%	61.2%	60.0%	58.9%
% of FP17s for the same patient ID Re-attending between 3 & 9 months - Adults	317	526	60.3%	53.1%	52.6%	51.6%
% of FP17s for Band 1 Urgent Courses	69	691	10.0%	7.5%	7.9%	8.9%
% of FP17s Relating to Free Repair or Replacements	3	691	0.4%	0.8%	0.8%	0.8%
% of FP17s Relating to Continuations	0	691	0.0%	0.9%	0.9%	0.9%
% of Patients satisfied with the dentistry they have received	2	2	N/A	93.2%	93.2%	93.2%
% of Patients satisfied with the time they had to wait for an appointment	1	2	N/A	86.5%	89.1%	88.8%

\* This is based on patients treated on this contract for their most recent course of treatment. Figures in italics indicate the base number of FP17s or Patient Questionnaire responses are less than 100. N/A is shown where the base number of responses is less than 10 during the period. % is calculated as Quantity/Base number\*100

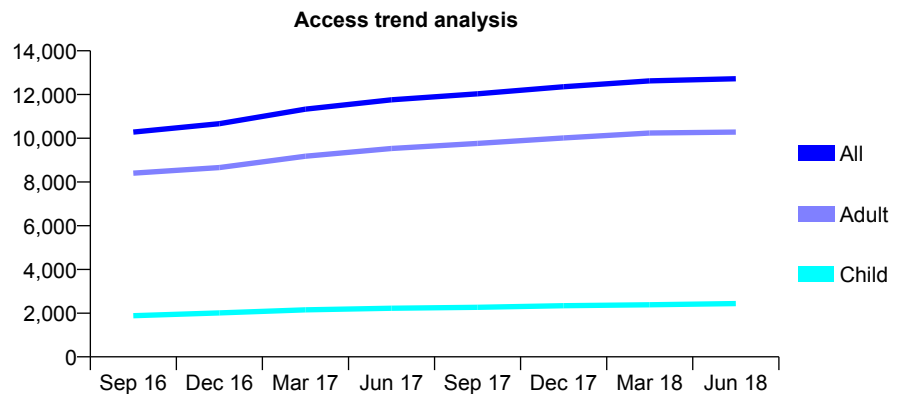
## Q59 - Vital Signs At a Glance Contract Report for 101281/0055 - June 2018

Name or company name	OASIS DENTAL CARE LTD
Contract type name	Pilot Contract
Purpose of contract	General
Contract start date	01/04/2006
Contract end date	

18/19 Contracted general activity (UDA)	36,428
Carry forward general activity (UDA)	0
18/19 Contracted orthodontic activity (UOA)	0
Carry forward orthodontic activity (UOA)	0
Baseline contract value	£812,137.53

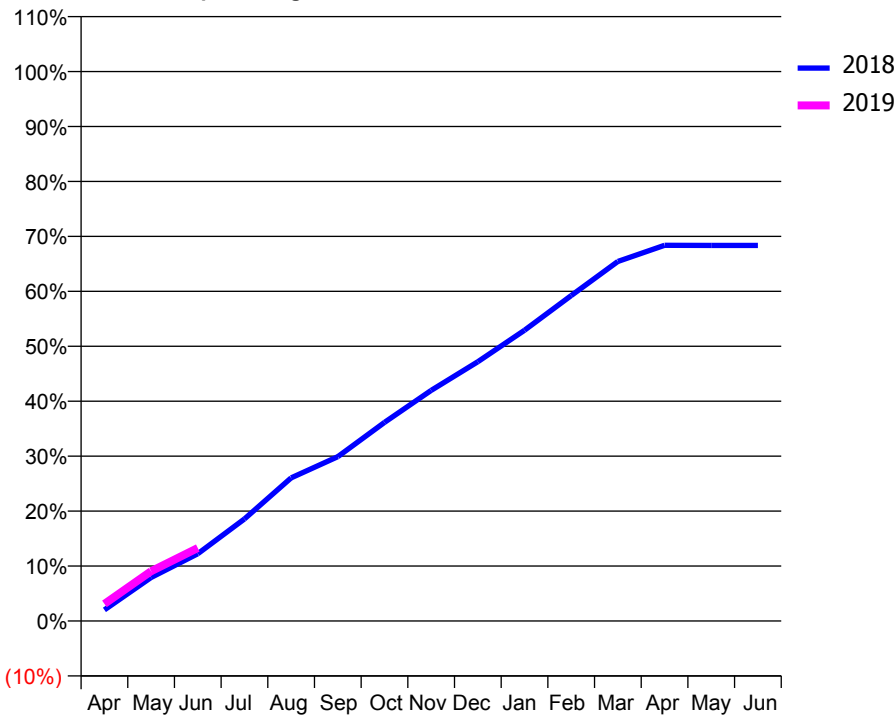
### ACCESS\*

Patients seen in 24 months	Total	Change since previous quarter
Quarter ending June 2017	11,758	
Quarter ending September 2017	12,030	↑
Quarter ending December 2017	12,355	↑
Quarter ending March 2018	12,622	↑
Quarter ending June 2018	12,719	→
<b>Variance since June 2017</b>	<b>8.2%</b>	<b>↑</b>



### ACTIVITY

Cumulative percentage of contracted UDA delivered 2018 & 2019



Month	Adjusted Scheduled Activity (UDA)	
	2018	2019
April	737	1,139
May	2,890	3,304
June	4,456	4,842
July	6,767	
August	9,487	
September	10,892	
October	13,167	
November	15,285	
December	17,193	
January	19,277	
February	21,571	
March	23,838	
April	24,904	
May	24,898	
June	24,898	

### QUALITY

	Quantity	Base Number	Contract	AT	Region	England
% of FP17s for the same patient ID Re-attending within 3 months - Children	13	556	2.3%	9.3%	11.3%	11.5%
% of FP17s for the same patient ID Re-attending within 3 months - Adults	157	2,250	7.0%	13.6%	14.9%	15.4%
% of FP17s for the same patient ID Re-attending between 3 & 9 months - Children	181	556	32.6%	61.2%	60.0%	58.9%
% of FP17s for the same patient ID Re-attending between 3 & 9 months - Adults	630	2,250	28.0%	53.1%	52.6%	51.6%
% of FP17s for Band 1 Urgent Courses	25	2,416	1.0%	7.5%	7.9%	8.9%
% of FP17s Relating to Free Repair or Replacements	26	2,416	1.1%	0.8%	0.8%	0.8%
% of FP17s Relating to Continuations	37	2,416	1.5%	0.9%	0.9%	0.9%
% of Patients satisfied with the dentistry they have received	12	12	100.0%	93.2%	93.2%	93.2%
% of Patients satisfied with the time they had to wait for an appointment	10	12	83.3%	86.5%	89.1%	88.8%

\* This is based on patients treated on this contract for their most recent course of treatment. Figures in italics indicate the base number of FP17s or Patient Questionnaire responses are less than 100. N/A is shown where the base number of responses is less than 10 during the period. % is calculated as Quantity/Base number\*100

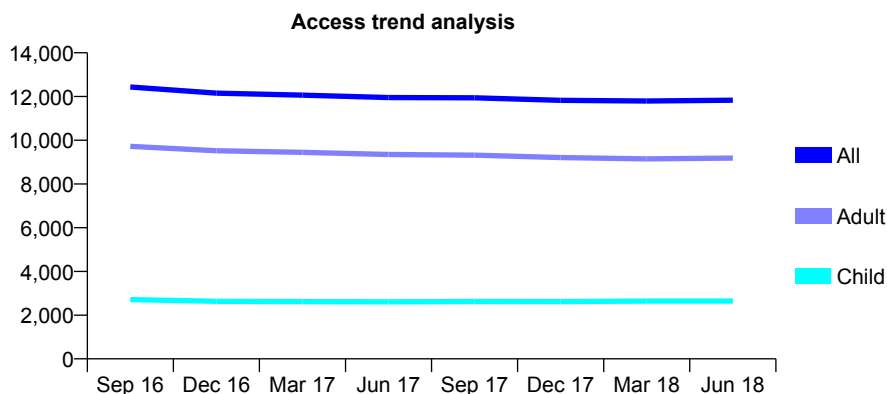
## Q59 - Vital Signs At a Glance Contract Report for 101281/0077 - June 2018

Name or company name	OASIS DENTAL CARE LTD
Contract type name	GDS Contract
Purpose of contract	General and Orthodontic
Contract start date	01/04/2006
Contract end date	

18/19 Contracted general activity (UDA)	33,200
Carry forward general activity (UDA)	0
18/19 Contracted orthodontic activity (UOA)	3,163
Carry forward orthodontic activity (UOA)	0
Baseline contract value	£952,478.39

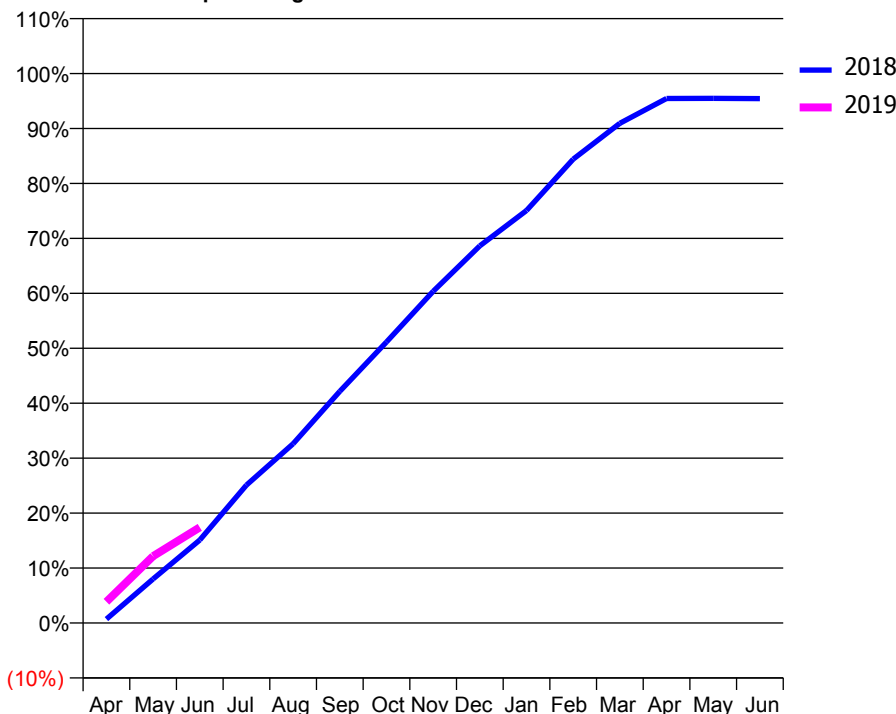
### ACCESS\*

Patients seen in 24 months	Total	Change since previous quarter
Quarter ending June 2017	11,956	
Quarter ending September 2017	11,941	→
Quarter ending December 2017	11,828	→
Quarter ending March 2018	11,793	→
Quarter ending June 2018	11,830	→
<b>Variance since June 2017</b>	<b>(1.1%)</b>	<b>↓</b>



### ACTIVITY

Cumulative percentage of contracted UDA delivered 2018 & 2019



Adjusted Scheduled Activity (UDA)

Month	2018	2019
April	240	1,282
May	2,663	4,038
June	5,013	5,778
July	8,339	
August	10,830	
September	13,996	
October	16,978	
November	20,044	
December	22,787	
January	24,927	
February	28,024	
March	30,194	
April	31,688	
May	31,696	
June	31,683	

### QUALITY

	Quantity	Base Number	Contract	AT	Region	England
% of FP17s for the same patient ID Re-attending within 3 months - Children	50	1,006	5.0%	9.3%	11.3%	11.5%
% of FP17s for the same patient ID Re-attending within 3 months - Adults	404	3,150	12.8%	13.6%	14.9%	15.4%
% of FP17s for the same patient ID Re-attending between 3 & 9 months - Children	648	1,006	64.4%	61.2%	60.0%	58.9%
% of FP17s for the same patient ID Re-attending between 3 & 9 months - Adults	1,682	3,150	53.4%	53.1%	52.6%	51.6%
% of FP17s for Band 1 Urgent Courses	294	3,300	8.9%	7.5%	7.9%	8.9%
% of FP17s Relating to Free Repair or Replacements	39	3,300	1.2%	0.8%	0.8%	0.8%
% of FP17s Relating to Continuations	32	3,300	1.0%	0.9%	0.9%	0.9%
% of Patients satisfied with the dentistry they have received	35	36	97.2%	93.2%	93.2%	93.2%
% of Patients satisfied with the time they had to wait for an appointment	34	36	94.4%	86.5%	89.1%	88.8%

\* This is based on patients treated on this contract for their most recent course of treatment. Figures in italics indicate the base number of FP17s or Patient Questionnaire responses are less than 100. N/A is shown where the base number of responses is less than 10 during the period. % is calculated as Quantity/Base number\*100

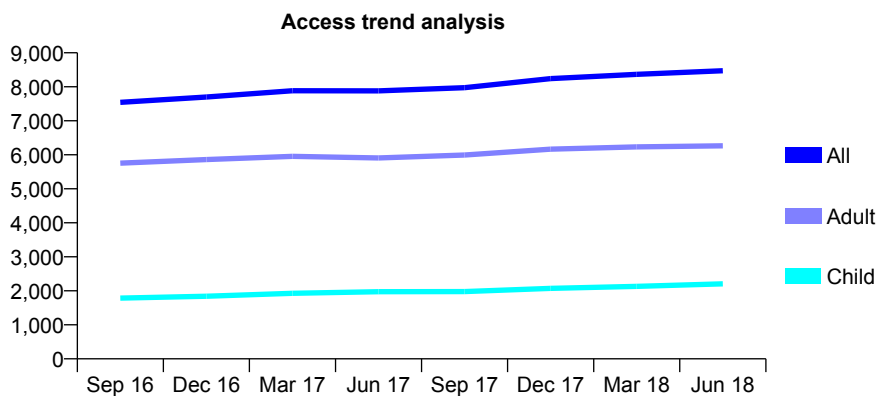
## Q59 - Vital Signs At a Glance Contract Report for 101281/0082 - June 2018

Name or company name	OASIS DENTAL CARE LTD
Contract type name	GDS Contract
Purpose of contract	General
Contract start date	01/04/2006
Contract end date	

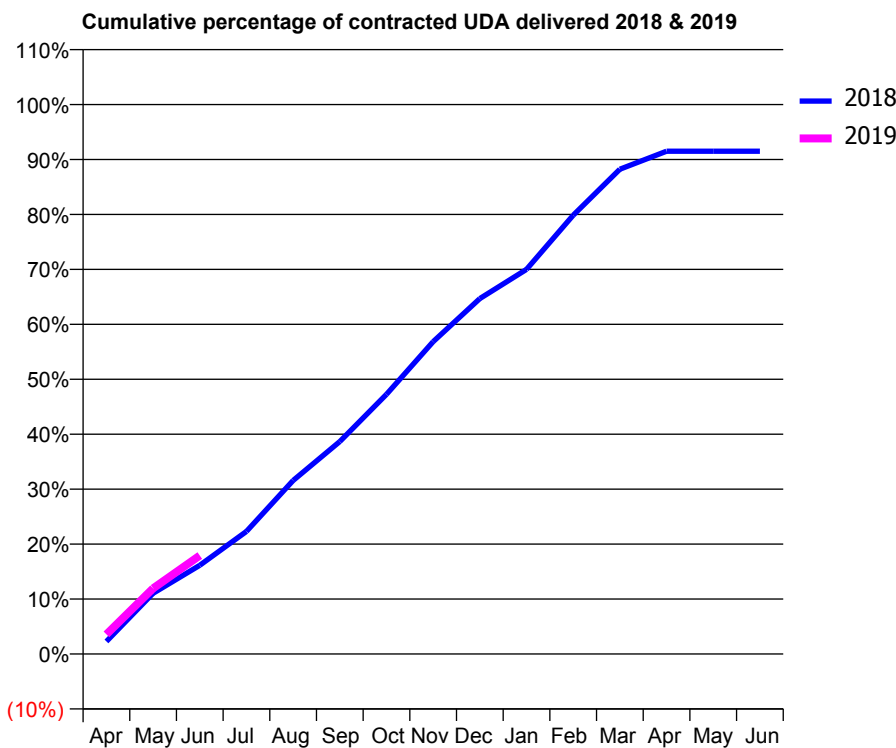
18/19 Contracted general activity (UDA)	21,656
Carry forward general activity (UDA)	0
18/19 Contracted orthodontic activity (UOA)	0
Carry forward orthodontic activity (UOA)	0
Baseline contract value	£482,804.81

### ACCESS\*

Patients seen in 24 months	Total	Change since previous quarter
Quarter ending June 2017	7,879	
Quarter ending September 2017	7,975	→
Quarter ending December 2017	8,242	↑
Quarter ending March 2018	8,365	→
Quarter ending June 2018	8,471	→
<b>Variance since June 2017</b>	<b>7.5%</b>	<b>↑</b>



### ACTIVITY



Adjusted Scheduled Activity (UDA)		
Month	2018	2019
April	499	773
May	2,396	2,586
June	3,495	3,881
July	4,833	
August	6,839	
September	8,372	
October	10,233	
November	12,308	
December	14,006	
January	15,159	
February	17,292	
March	19,107	
April	19,814	
May	19,814	
June	19,814	

### QUALITY

	Quantity	Base Number	Contract	AT	Region	England
% of FP17s for the same patient ID Re-attending within 3 months - Children	61	774	7.9%	9.3%	11.3%	11.5%
% of FP17s for the same patient ID Re-attending within 3 months - Adults	200	2,015	9.9%	13.6%	14.9%	15.4%
% of FP17s for the same patient ID Re-attending between 3 & 9 months - Children	438	774	56.6%	61.2%	60.0%	58.9%
% of FP17s for the same patient ID Re-attending between 3 & 9 months - Adults	1,123	2,015	55.7%	53.1%	52.6%	51.6%
% of FP17s for Band 1 Urgent Courses	31	2,374	1.3%	7.5%	7.9%	8.9%
% of FP17s Relating to Free Repair or Replacements	51	2,374	2.1%	0.8%	0.8%	0.8%
% of FP17s Relating to Continuations	57	2,374	2.4%	0.9%	0.9%	0.9%
% of Patients satisfied with the dentistry they have received	2	3	N/A	93.2%	93.2%	93.2%
% of Patients satisfied with the time they had to wait for an appointment	2	3	N/A	86.5%	89.1%	88.8%

\* This is based on patients treated on this contract for their most recent course of treatment. Figures in italics indicate the base number of FP17s or Patient Questionnaire responses are less than 100. N/A is shown where the base number of responses is less than 10 during the period. % is calculated as Quantity/Base number\*100

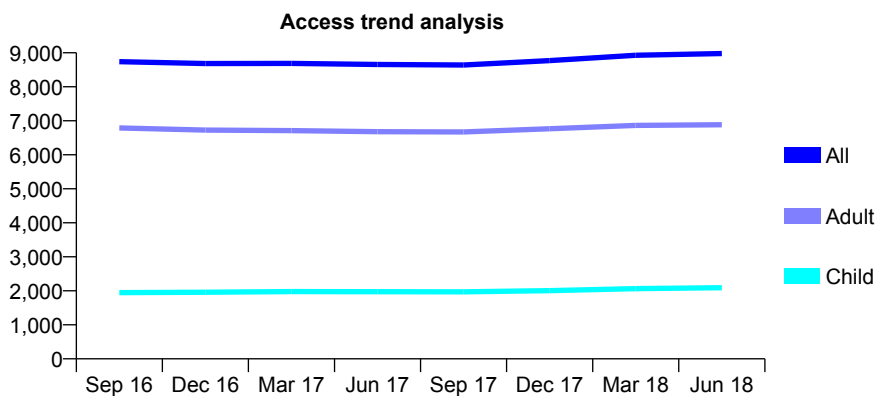
## Q59 - Vital Signs At a Glance Contract Report for 101281/0098 - June 2018

Name or company name	OASIS DENTAL CARE LTD
Contract type name	GDS Contract
Purpose of contract	General
Contract start date	01/04/2006
Contract end date	

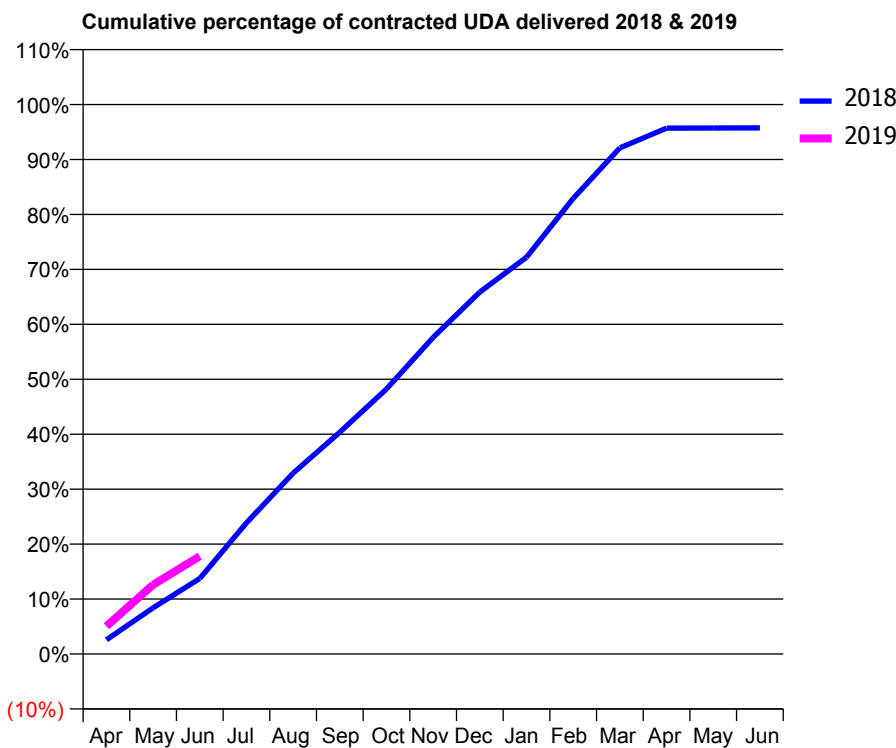
18/19 Contracted general activity (UDA)	26,129
Carry forward general activity (UDA)	0
18/19 Contracted orthodontic activity (UOA)	0
Carry forward orthodontic activity (UOA)	0
Baseline contract value	£582,518.48

### ACCESS\*

Patients seen in 24 months	Total	Change since previous quarter
Quarter ending June 2017	8,656	
Quarter ending September 2017	8,643	→
Quarter ending December 2017	8,771	→
Quarter ending March 2018	8,927	→
Quarter ending June 2018	8,977	→
<b>Variance since June 2017</b>	<b>3.7%</b>	<b>↑</b>



### ACTIVITY



Month	Adjusted Scheduled Activity (UDA)	
	2018	2019
April	675	1,324
May	2,195	3,291
June	3,593	4,651
July	6,234	
August	8,602	
September	10,548	
October	12,604	
November	15,055	
December	17,209	
January	18,865	
February	21,663	
March	24,065	
April	25,005	
May	25,013	
June	25,014	

### QUALITY

	Quantity	Base Number	Contract	AT	Region	England
% of FP17s for the same patient ID Re-attending within 3 months - Children	54	806	6.7%	9.3%	11.3%	11.5%
% of FP17s for the same patient ID Re-attending within 3 months - Adults	368	2,525	14.6%	13.6%	14.9%	15.4%
% of FP17s for the same patient ID Re-attending between 3 & 9 months - Children	540	806	67.0%	61.2%	60.0%	58.9%
% of FP17s for the same patient ID Re-attending between 3 & 9 months - Adults	1,706	2,525	67.6%	53.1%	52.6%	51.6%
% of FP17s for Band 1 Urgent Courses	254	2,893	8.8%	7.5%	7.9%	8.9%
% of FP17s Relating to Free Repair or Replacements	30	2,893	1.0%	0.8%	0.8%	0.8%
% of FP17s Relating to Continuations	4	2,893	0.1%	0.9%	0.9%	0.9%
% of Patients satisfied with the dentistry they have received	16	17	94.1%	93.2%	93.2%	93.2%
% of Patients satisfied with the time they had to wait for an appointment	16	17	94.1%	86.5%	89.1%	88.8%

\* This is based on patients treated on this contract for their most recent course of treatment. Figures in italics indicate the base number of FP17s or Patient Questionnaire responses are less than 100. N/A is shown where the base number of responses is less than 10 during the period. % is calculated as Quantity/Base number\*100



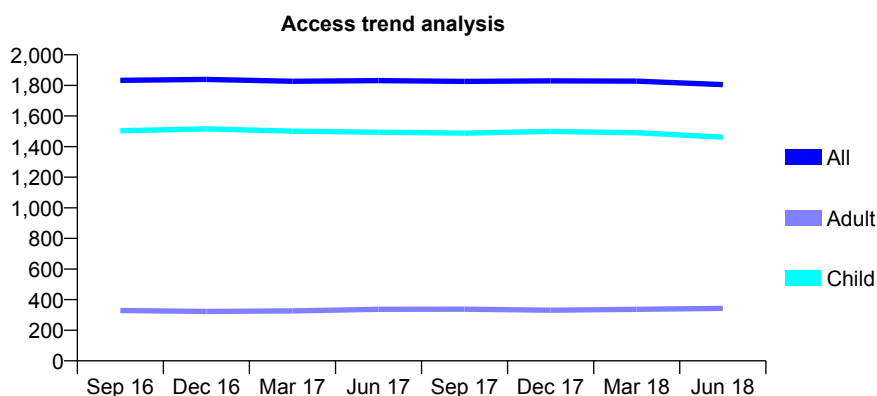
## Q59 - Vital Signs At a Glance Contract Report for 101281/0114 - June 2018

Name or company name	OASIS DENTAL CARE LTD
Contract type name	GDS Contract
Purpose of contract	General
Contract start date	01/04/2006
Contract end date	

18/19 Contracted general activity (UDA)	3,552
Carry forward general activity (UDA)	0
18/19 Contracted orthodontic activity (UOA)	0
Carry forward orthodontic activity (UOA)	0
Baseline contract value	£80,361.34

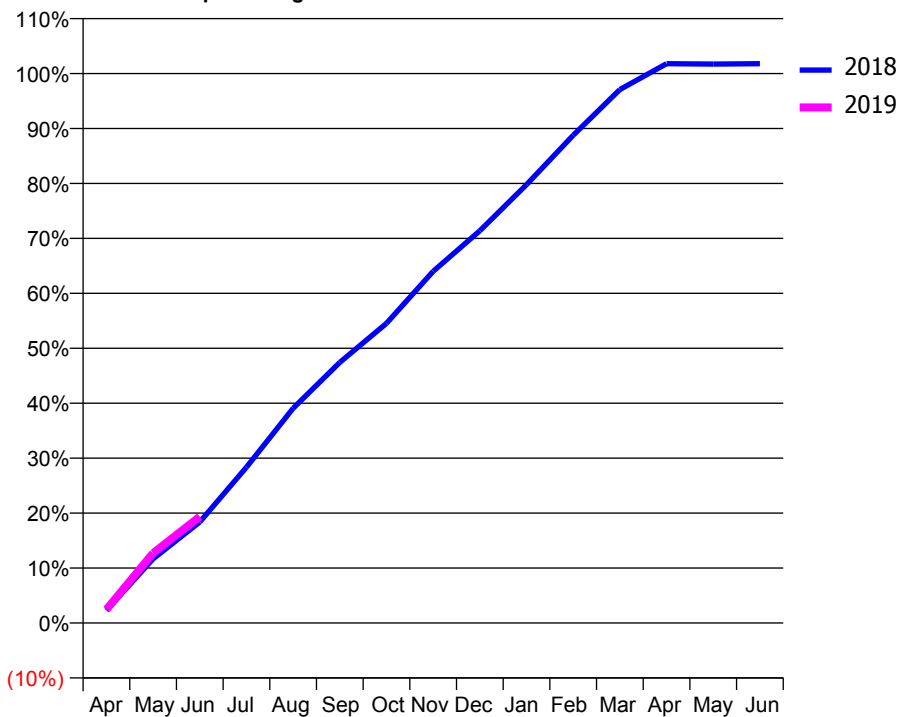
### ACCESS\*

Patients seen in 24 months	Total	Change since previous quarter
Quarter ending June 2017	1,831	
Quarter ending September 2017	1,826	→
Quarter ending December 2017	1,830	→
Quarter ending March 2018	1,828	→
Quarter ending June 2018	1,805	↓
<b>Variance since June 2017</b>	<b>(1.4%)</b>	<b>↓</b>



### ACTIVITY

Cumulative percentage of contracted UDA delivered 2018 & 2019



Month	Adjusted Scheduled Activity (UDA)	
	2018	2019
April	81	87
May	415	452
June	653	688
July	1,007	
August	1,388	
September	1,685	
October	1,937	
November	2,273	
December	2,536	
January	2,834	
February	3,153	
March	3,448	
April	3,615	
May	3,613	
June	3,615	

### QUALITY

	Quantity	Base Number	Contract	AT	Region	England
% of FP17s for the same patient ID Re-attending within 3 months - Children	24	632	3.8%	9.3%	11.3%	11.5%
% of FP17s for the same patient ID Re-attending within 3 months - Adults	0	71	0.0%	13.6%	14.9%	15.4%
% of FP17s for the same patient ID Re-attending between 3 & 9 months - Children	515	632	81.5%	61.2%	60.0%	58.9%
% of FP17s for the same patient ID Re-attending between 3 & 9 months - Adults	58	71	81.7%	53.1%	52.6%	51.6%
% of FP17s for Band 1 Urgent Courses	4	573	0.7%	7.5%	7.9%	8.9%
% of FP17s Relating to Free Repair or Replacements	0	573	0.0%	0.8%	0.8%	0.8%
% of FP17s Relating to Continuations	0	573	0.0%	0.9%	0.9%	0.9%
% of Patients satisfied with the dentistry they have received	2	2	N/A	93.2%	93.2%	93.2%
% of Patients satisfied with the time they had to wait for an appointment	2	2	N/A	86.5%	89.1%	88.8%

\* This is based on patients treated on this contract for their most recent course of treatment. Figures in italics indicate the base number of FP17s or Patient Questionnaire responses are less than 100. N/A is shown where the base number of responses is less than 10 during the period. % is calculated as Quantity/Base number\*100

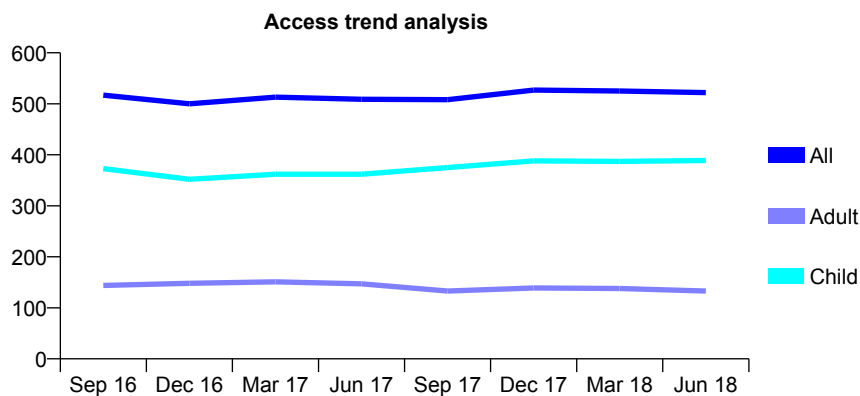
## Q59 - Vital Signs At a Glance Contract Report for 101281/0132 - June 2018

Name or company name	OASIS DENTAL CARE LTD
Contract type name	GDS Contract
Purpose of contract	General
Contract start date	01/04/2006
Contract end date	

18/19 Contracted general activity (UDA)	1,021
Carry forward general activity (UDA)	0
18/19 Contracted orthodontic activity (UOA)	0
Carry forward orthodontic activity (UOA)	0
Baseline contract value	£23,074.23

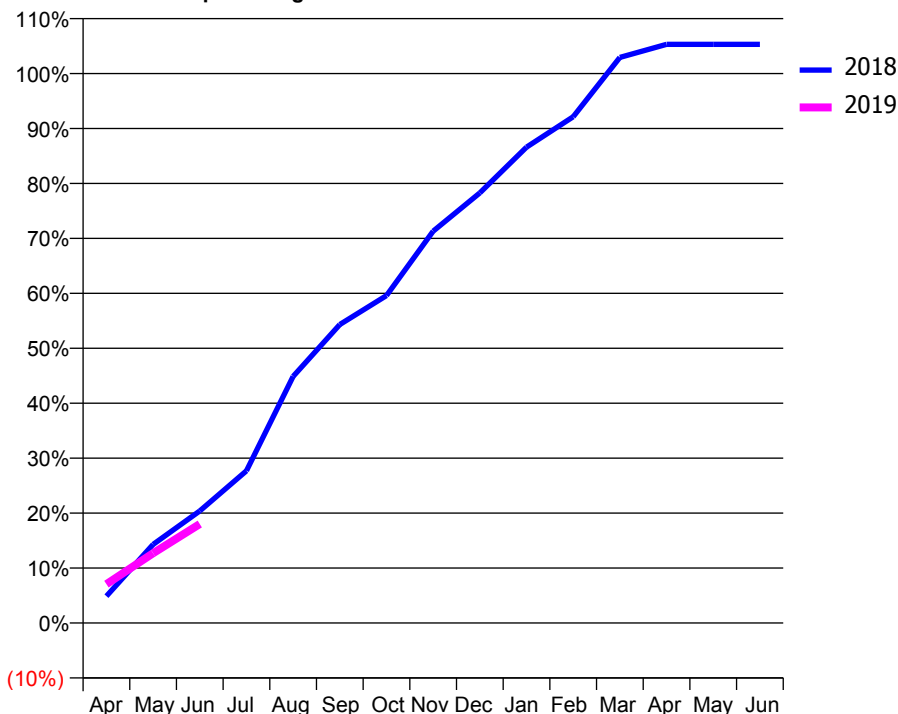
### ACCESS\*

Patients seen in 24 months	Total	Change since previous quarter
Quarter ending June 2017	509	
Quarter ending September 2017	508	→
Quarter ending December 2017	527	↑
Quarter ending March 2018	525	→
Quarter ending June 2018	522	→
<b>Variance since June 2017</b>	<b>2.6%</b>	<b>↑</b>



### ACTIVITY

Cumulative percentage of contracted UDA delivered 2018 & 2019



Adjusted Scheduled Activity (UDA)

Month	2018	2019
April	50	72
May	146	130
June	208	184
July	283	
August	458	
September	555	
October	608	
November	728	
December	799	
January	884	
February	941	
March	1,051	
April	1,075	
May	1,075	
June	1,075	

### QUALITY

	Quantity	Base Number	Contract	AT	Region	England
% of FP17s for the same patient ID Re-attending within 3 months - Children	3	145	2.1%	9.3%	11.3%	11.5%
% of FP17s for the same patient ID Re-attending within 3 months - Adults	0	22	0.0%	13.6%	14.9%	15.4%
% of FP17s for the same patient ID Re-attending between 3 & 9 months - Children	103	145	71.0%	61.2%	60.0%	58.9%
% of FP17s for the same patient ID Re-attending between 3 & 9 months - Adults	13	22	59.1%	53.1%	52.6%	51.6%
% of FP17s for Band 1 Urgent Courses	5	145	3.4%	7.5%	7.9%	8.9%
% of FP17s Relating to Free Repair or Replacements	0	145	0.0%	0.8%	0.8%	0.8%
% of FP17s Relating to Continuations	0	145	0.0%	0.9%	0.9%	0.9%
% of Patients satisfied with the dentistry they have received	0	0	N/A	93.2%	93.2%	93.2%
% of Patients satisfied with the time they had to wait for an appointment	0	0	N/A	86.5%	89.1%	88.8%

\* This is based on patients treated on this contract for their most recent course of treatment. Figures in italics indicate the base number of FP17s or Patient Questionnaire responses are less than 100. N/A is shown where the base number of responses is less than 10 during the period. % is calculated as Quantity/Base number\*100

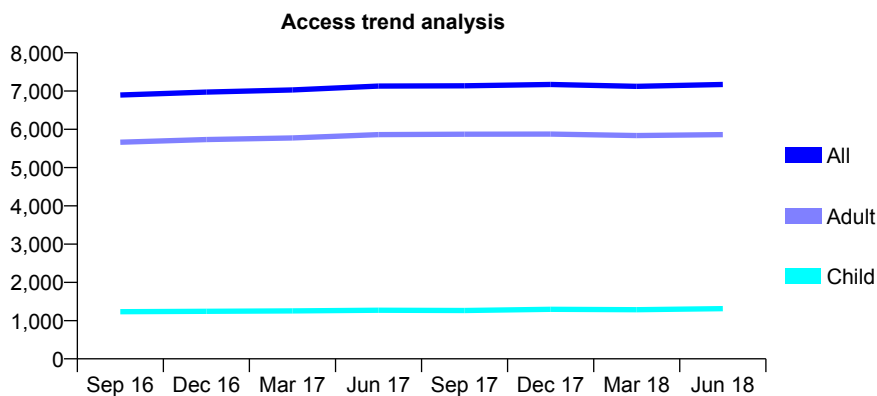
## Q59 - Vital Signs At a Glance Contract Report for 101281/0161 - June 2018

Name or company name	OASIS DENTAL CARE LTD
Contract type name	GDS Contract
Purpose of contract	General
Contract start date	09/10/2006
Contract end date	

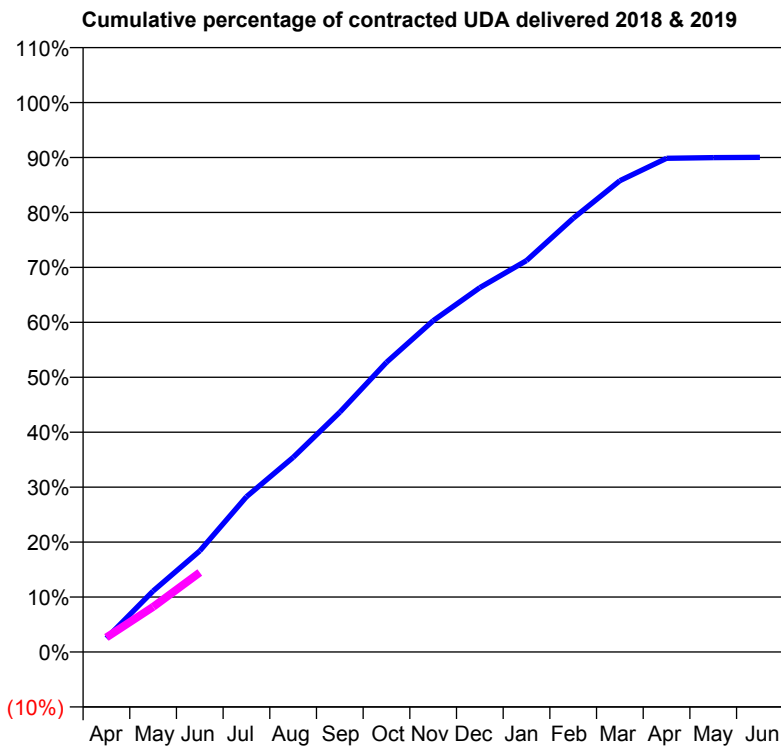
18/19 Contracted general activity (UDA)	27,589
Carry forward general activity (UDA)	0
18/19 Contracted orthodontic activity (UOA)	0
Carry forward orthodontic activity (UOA)	0
Baseline contract value	£615,072.64

### ACCESS\*

Patients seen in 24 months	Total	Change since previous quarter
Quarter ending June 2017	7,132	
Quarter ending September 2017	7,138	→
Quarter ending December 2017	7,172	→
Quarter ending March 2018	7,122	→
Quarter ending June 2018	7,173	→
<b>Variance since June 2017</b>	<b>0.6%</b>	<b>→</b>



### ACTIVITY



Month	Adjusted Scheduled Activity (UDA)	
	2018	2019
April	691	736
May	3,062	2,265
June	5,075	3,996
July	7,797	
August	9,773	
September	12,042	
October	14,545	
November	16,635	
December	18,293	
January	19,654	
February	21,772	
March	23,662	
April	24,790	
May	24,823	
June	24,834	

### QUALITY

	Quantity	Base Number	Contract	AT	Region	England
% of FP17s for the same patient ID Re-attending within 3 months - Children	30	393	7.6%	9.3%	11.3%	11.5%
% of FP17s for the same patient ID Re-attending within 3 months - Adults	329	1,873	17.6%	13.6%	14.9%	15.4%
% of FP17s for the same patient ID Re-attending between 3 & 9 months - Children	211	393	53.7%	61.2%	60.0%	58.9%
% of FP17s for the same patient ID Re-attending between 3 & 9 months - Adults	996	1,873	53.2%	53.1%	52.6%	51.6%
% of FP17s for Band 1 Urgent Courses	244	1,897	12.9%	7.5%	7.9%	8.9%
% of FP17s Relating to Free Repair or Replacements	26	1,897	1.4%	0.8%	0.8%	0.8%
% of FP17s Relating to Continuations	21	1,897	1.1%	0.9%	0.9%	0.9%
% of Patients satisfied with the dentistry they have received	10	10	100.0%	93.2%	93.2%	93.2%
% of Patients satisfied with the time they had to wait for an appointment	10	10	100.0%	86.5%	89.1%	88.8%

\* This is based on patients treated on this contract for their most recent course of treatment. Figures in italics indicate the base number of FP17s or Patient Questionnaire responses are less than 100. N/A is shown where the base number of responses is less than 10 during the period. % is calculated as Quantity/Base number\*100

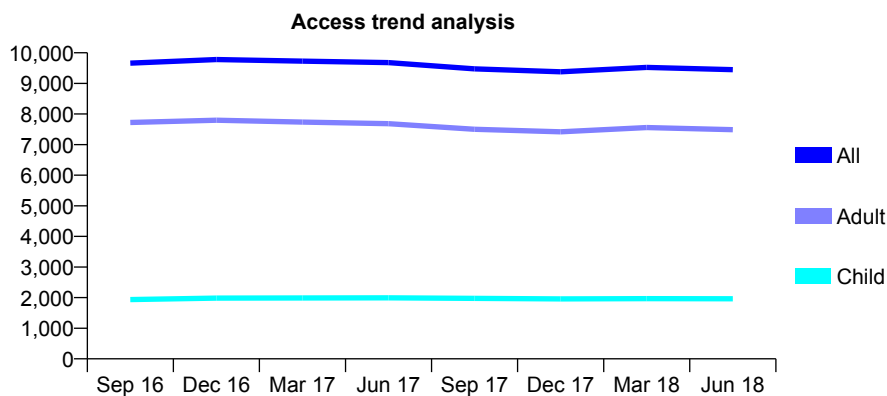
## Q59 - Vital Signs At a Glance Contract Report for 101281/0178 - June 2018

Name or company name	OASIS DENTAL CARE LTD
Contract type name	GDS Contract
Purpose of contract	General
Contract start date	31/03/2008
Contract end date	

18/19 Contracted general activity (UDA)	30,000
Carry forward general activity (UDA)	0
18/19 Contracted orthodontic activity (UOA)	0
Carry forward orthodontic activity (UOA)	0
Baseline contract value	£668,827.85

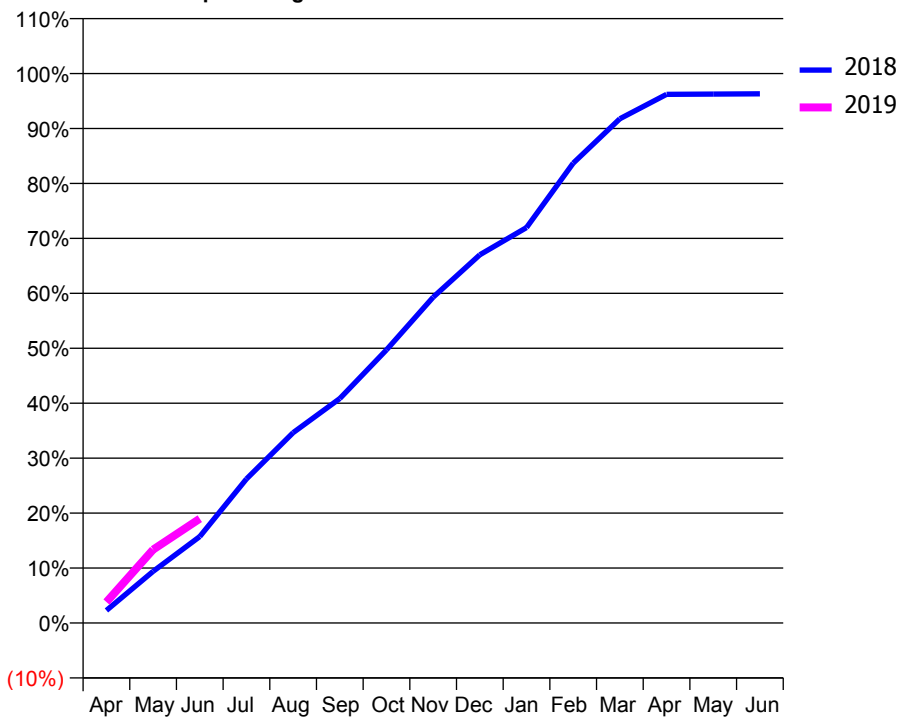
### ACCESS\*

Patients seen in 24 months	Total	Change since previous quarter
Quarter ending June 2017	9,679	
Quarter ending September 2017	9,477	↓
Quarter ending December 2017	9,377	↓
Quarter ending March 2018	9,525	→
Quarter ending June 2018	9,447	→
<b>Variance since June 2017</b>	<b>(2.4%)</b>	<b>↓</b>



### ACTIVITY

Cumulative percentage of contracted UDA delivered 2018 & 2019



Month	Adjusted Scheduled Activity (UDA)	
	2018	2019
April	685	1,150
May	2,820	4,010
June	4,719	5,696
July	7,869	
August	10,392	
September	12,254	
October	14,914	
November	17,788	
December	20,105	
January	21,586	
February	25,103	
March	27,526	
April	28,865	
May	28,876	
June	28,889	

### QUALITY

	Quantity	Base Number	Contract	AT	Region	England
% of FP17s for the same patient ID Re-attending within 3 months - Children	52	726	7.2%	9.3%	11.3%	11.5%
% of FP17s for the same patient ID Re-attending within 3 months - Adults	278	2,589	10.7%	13.6%	14.9%	15.4%
% of FP17s for the same patient ID Re-attending between 3 & 9 months - Children	481	726	66.3%	61.2%	60.0%	58.9%
% of FP17s for the same patient ID Re-attending between 3 & 9 months - Adults	1,592	2,589	61.5%	53.1%	52.6%	51.6%
% of FP17s for Band 1 Urgent Courses	146	2,724	5.4%	7.5%	7.9%	8.9%
% of FP17s Relating to Free Repair or Replacements	19	2,724	0.7%	0.8%	0.8%	0.8%
% of FP17s Relating to Continuations	41	2,724	1.5%	0.9%	0.9%	0.9%
% of Patients satisfied with the dentistry they have received	20	22	90.9%	93.2%	93.2%	93.2%
% of Patients satisfied with the time they had to wait for an appointment	18	22	81.8%	86.5%	89.1%	88.8%

\* This is based on patients treated on this contract for their most recent course of treatment. Figures in italics indicate the base number of FP17s or Patient Questionnaire responses are less than 100. N/A is shown where the base number of responses is less than 10 during the period. % is calculated as Quantity/Base number\*100

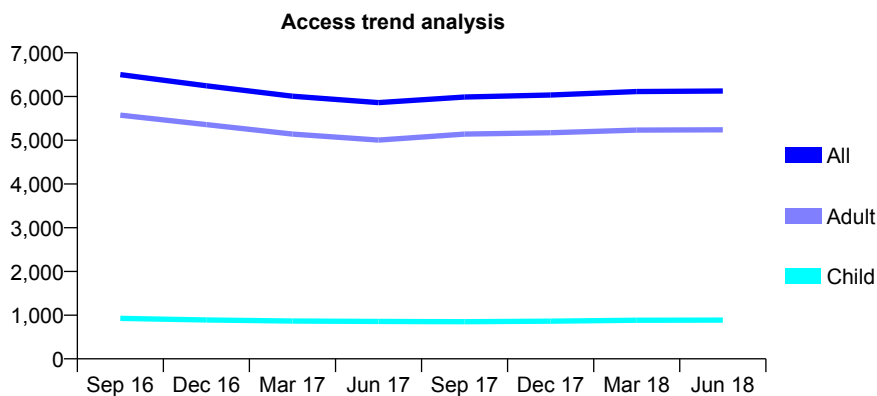
## Q59 - Vital Signs At a Glance Contract Report for 101281/0197 - June 2018

Name or company name	OASIS DENTAL CARE LTD
Contract type name	GDS Contract
Purpose of contract	General
Contract start date	01/04/2009
Contract end date	

18/19 Contracted general activity (UDA)	22,500
Carry forward general activity (UDA)	0
18/19 Contracted orthodontic activity (UOA)	0
Carry forward orthodontic activity (UOA)	0
Baseline contract value	£501,579.04

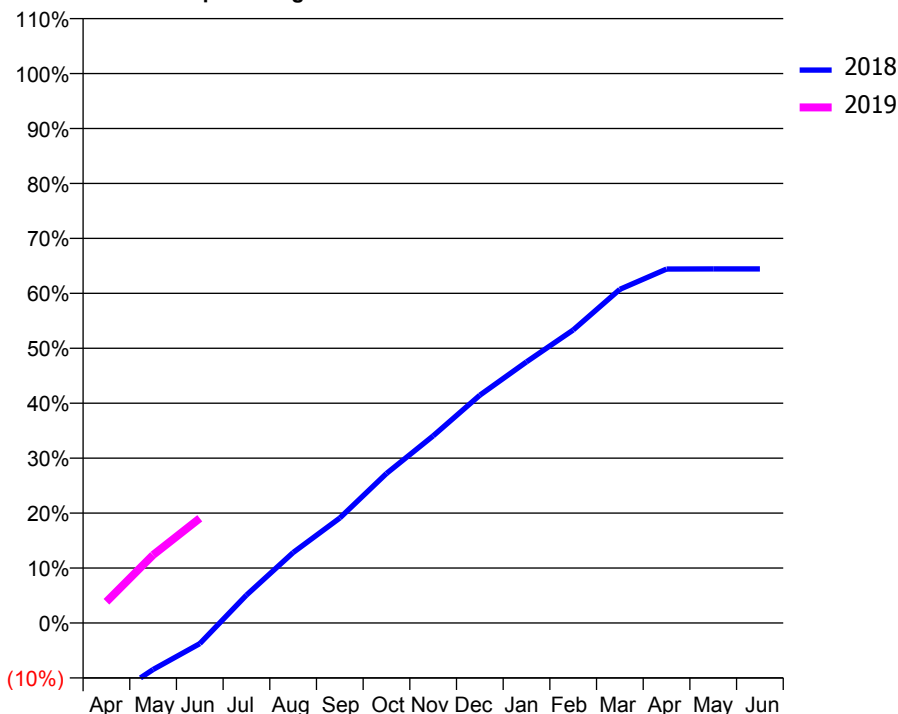
### ACCESS\*

Patients seen in 24 months	Total	Change since previous quarter
Quarter ending June 2017	5,861	
Quarter ending September 2017	5,989	↑
Quarter ending December 2017	6,034	→
Quarter ending March 2018	6,114	→
Quarter ending June 2018	6,125	→
<b>Variance since June 2017</b>	<b>4.5%</b>	<b>↑</b>



### ACTIVITY

Cumulative percentage of contracted UDA delivered 2018 & 2019



Month	Adjusted Scheduled Activity (UDA)	
	2018	2019
April	-3,179	870
May	-1,906	2,785
June	-852	4,286
July	1,142	
August	2,885	
September	4,298	
October	6,125	
November	7,662	
December	9,326	
January	10,691	
February	11,998	
March	13,662	
April	14,494	
May	14,497	
June	14,497	

### QUALITY

	Quantity	Base Number	Contract	AT	Region	England
% of FP17s for the same patient ID Re-attending within 3 months - Children	20	393	5.1%	9.3%	11.3%	11.5%
% of FP17s for the same patient ID Re-attending within 3 months - Adults	253	2,216	11.4%	13.6%	14.9%	15.4%
% of FP17s for the same patient ID Re-attending between 3 & 9 months - Children	213	393	54.2%	61.2%	60.0%	58.9%
% of FP17s for the same patient ID Re-attending between 3 & 9 months - Adults	1,139	2,216	51.4%	53.1%	52.6%	51.6%
% of FP17s for Band 1 Urgent Courses	52	2,210	2.4%	7.5%	7.9%	8.9%
% of FP17s Relating to Free Repair or Replacements	38	2,210	1.7%	0.8%	0.8%	0.8%
% of FP17s Relating to Continuations	45	2,210	2.0%	0.9%	0.9%	0.9%
% of Patients satisfied with the dentistry they have received	6	6	N/A	93.2%	93.2%	93.2%
% of Patients satisfied with the time they had to wait for an appointment	6	6	N/A	86.5%	89.1%	88.8%

\* This is based on patients treated on this contract for their most recent course of treatment. Figures in italics indicate the base number of FP17s or Patient Questionnaire responses are less than 100. N/A is shown where the base number of responses is less than 10 during the period. % is calculated as Quantity/Base number\*100

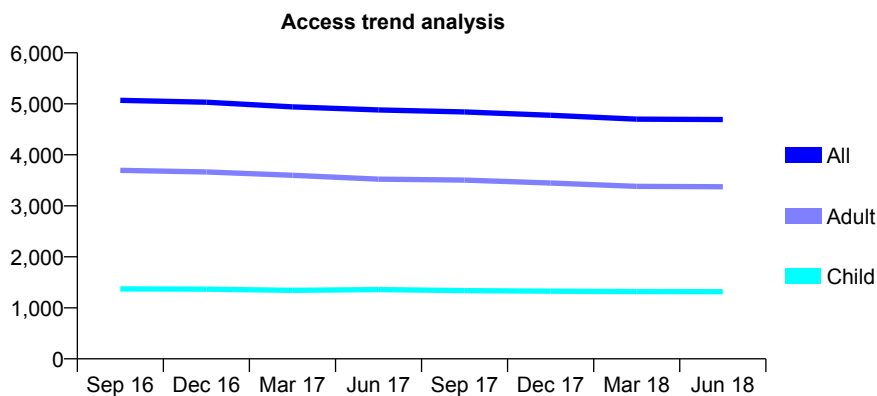
## Q59 - Vital Signs At a Glance Contract Report for 101362/0015 - June 2018

Name or company name	Rodericks Dental Limited
Contract type name	GDS Contract
Purpose of contract	General
Contract start date	16/02/2009
Contract end date	

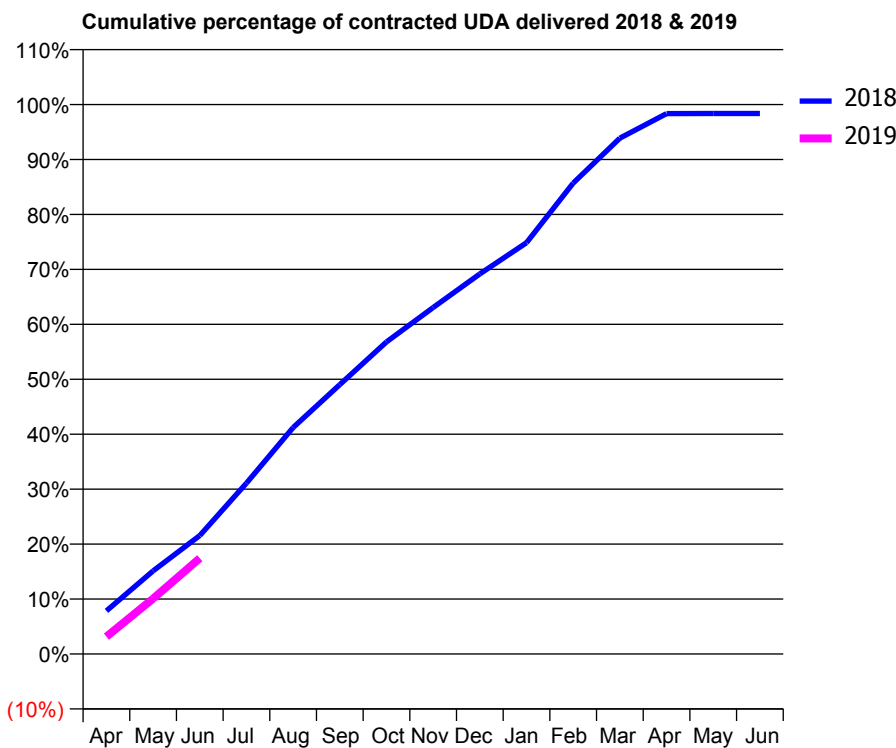
18/19 Contracted general activity (UDA)	12,250
Carry forward general activity (UDA)	0
18/19 Contracted orthodontic activity (UOA)	0
Carry forward orthodontic activity (UOA)	0
Baseline contract value	£287,618.79

### ACCESS\*

Patients seen in 24 months	Total	Change since previous quarter
Quarter ending June 2017	4,880	
Quarter ending September 2017	4,841	→
Quarter ending December 2017	4,775	↓
Quarter ending March 2018	4,700	↓
Quarter ending June 2018	4,691	→
<b>Variance since June 2017</b>	<b>(3.9%)</b>	<b>↓</b>



### ACTIVITY



Adjusted Scheduled Activity (UDA)		
Month	2018	2019
April	962	387
May	1,854	1,236
June	2,642	2,136
July	3,811	
August	5,048	
September	6,007	
October	6,959	
November	7,724	
December	8,473	
January	9,170	
February	10,497	
March	11,501	
April	12,046	
May	12,051	
June	12,051	

### QUALITY

	Quantity	Base Number	Contract	AT	Region	England
% of FP17s for the same patient ID Re-attending within 3 months - Children	34	455	7.5%	9.3%	11.3%	11.5%
% of FP17s for the same patient ID Re-attending within 3 months - Adults	124	973	12.7%	13.6%	14.9%	15.4%
% of FP17s for the same patient ID Re-attending between 3 & 9 months - Children	269	455	59.1%	61.2%	60.0%	58.9%
% of FP17s for the same patient ID Re-attending between 3 & 9 months - Adults	421	973	43.3%	53.1%	52.6%	51.6%
% of FP17s for Band 1 Urgent Courses	56	1,064	5.3%	7.5%	7.9%	8.9%
% of FP17s Relating to Free Repair or Replacements	23	1,064	2.2%	0.8%	0.8%	0.8%
% of FP17s Relating to Continuations	18	1,064	1.7%	0.9%	0.9%	0.9%
% of Patients satisfied with the dentistry they have received	3	3	N/A	93.2%	93.2%	93.2%
% of Patients satisfied with the time they had to wait for an appointment	3	3	N/A	86.5%	89.1%	88.8%

\* This is based on patients treated on this contract for their most recent course of treatment. Figures in italics indicate the base number of FP17s or Patient Questionnaire responses are less than 100. N/A is shown where the base number of responses is less than 10 during the period. % is calculated as Quantity/Base number\*100

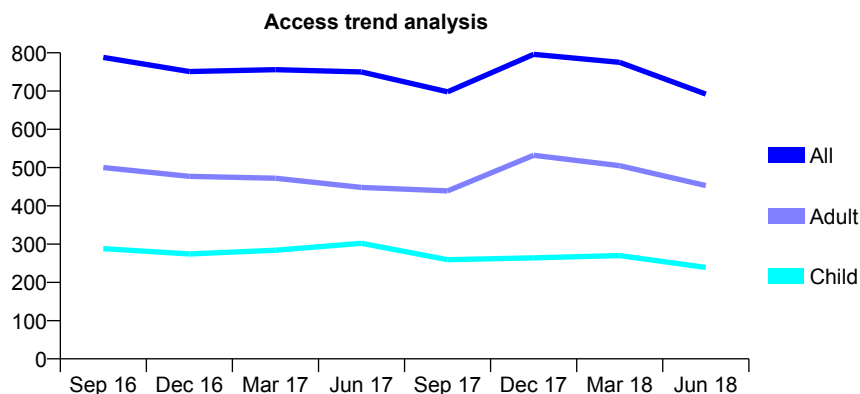
## Q59 - Vital Signs At a Glance Contract Report for 101362/0049 - June 2018

Name or company name	Rodericks Dental Limited
Contract type name	GDS Contract
Purpose of contract	General
Contract start date	01/04/2012
Contract end date	

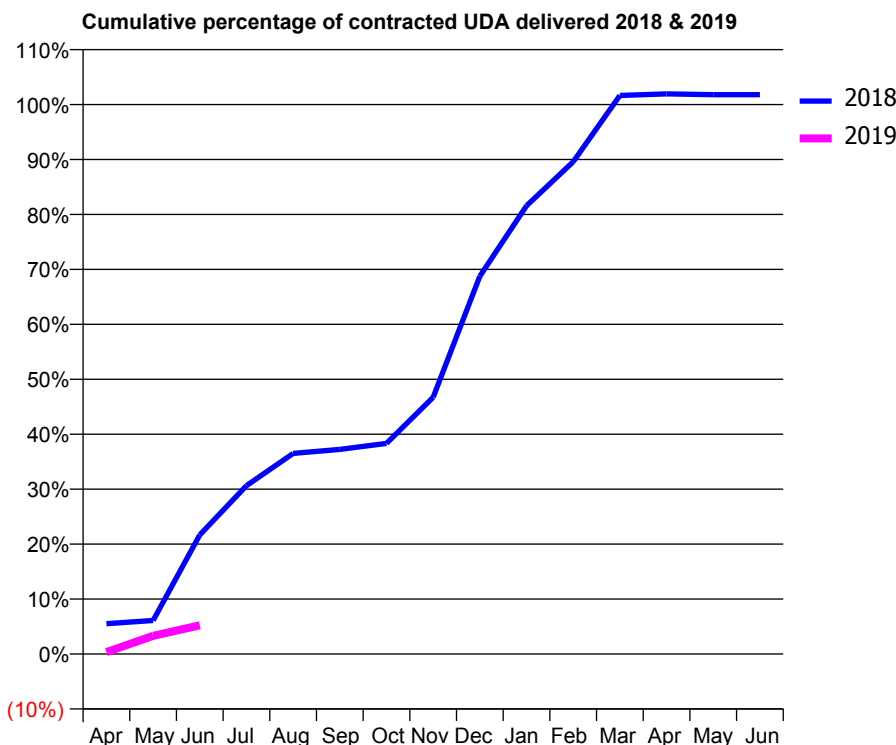
18/19 Contracted general activity (UDA)	1,383
Carry forward general activity (UDA)	0
18/19 Contracted orthodontic activity (UOA)	0
Carry forward orthodontic activity (UOA)	0
Baseline contract value	£25,544.91

### ACCESS\*

Patients seen in 24 months	Total	Change since previous quarter
Quarter ending June 2017	750	
Quarter ending September 2017	698	↓
Quarter ending December 2017	796	↑
Quarter ending March 2018	775	↓
Quarter ending June 2018	692	↓
<b>Variance since June 2017</b>	<b>(7.7%)</b>	<b>↓</b>



### ACTIVITY



Month	Adjusted Scheduled Activity (UDA)	
	2018	2019
April	76	5
May	84	46
June	300	72
July	424	
August	505	
September	515	
October	530	
November	646	
December	951	
January	1,128	
February	1,239	
March	1,406	
April	1,410	
May	1,408	
June	1,408	

### QUALITY

	Quantity	Base Number	Contract	AT	Region	England
% of FP17s for the same patient ID Re-attending within 3 months - Children	0	15	0.0%	9.3%	11.3%	11.5%
% of FP17s for the same patient ID Re-attending within 3 months - Adults	(-1)	32	(3.1%)	13.6%	14.9%	15.4%
% of FP17s for the same patient ID Re-attending between 3 & 9 months - Children	1	15	6.7%	61.2%	60.0%	58.9%
% of FP17s for the same patient ID Re-attending between 3 & 9 months - Adults	2	32	6.3%	53.1%	52.6%	51.6%
% of FP17s for Band 1 Urgent Courses	6	46	13.0%	7.5%	7.9%	8.9%
% of FP17s Relating to Free Repair or Replacements	1	46	2.2%	0.8%	0.8%	0.8%
% of FP17s Relating to Continuations	0	46	0.0%	0.9%	0.9%	0.9%
% of Patients satisfied with the dentistry they have received	0	0	N/A	93.2%	93.2%	93.2%
% of Patients satisfied with the time they had to wait for an appointment	0	0	N/A	86.5%	89.1%	88.8%

\* This is based on patients treated on this contract for their most recent course of treatment. Figures in italics indicate the base number of FP17s or Patient Questionnaire responses are less than 100. N/A is shown where the base number of responses is less than 10 during the period. % is calculated as Quantity/Base number\*100

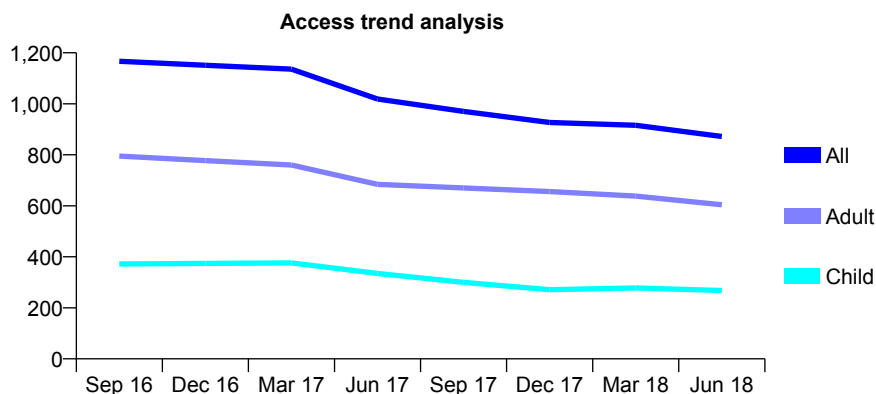
## Q59 - Vital Signs At a Glance Contract Report for 101370/0033 - June 2018

Name or company name	Petrie Tucker & Partners Ltd
Contract type name	GDS Contract
Purpose of contract	General and Orthodontic
Contract start date	01/04/2006
Contract end date	

18/19 Contracted general activity (UDA)	2,500
Carry forward general activity (UDA)	0
18/19 Contracted orthodontic activity (UOA)	4,510
Carry forward orthodontic activity (UOA)	0
Baseline contract value	£363,564.22

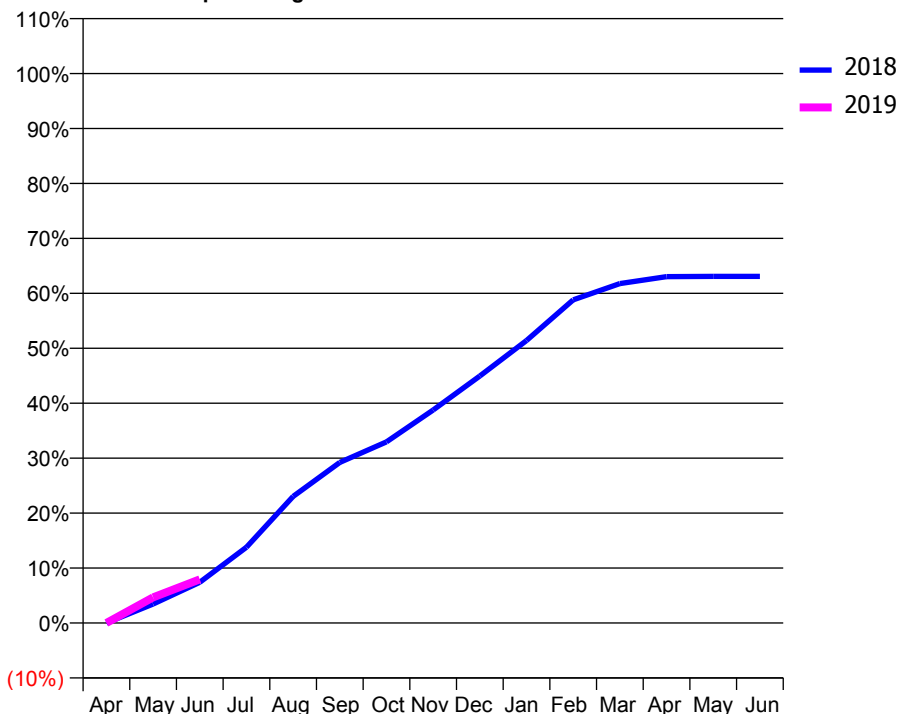
### ACCESS\*

Patients seen in 24 months	Total	Change since previous quarter
Quarter ending June 2017	1,019	
Quarter ending September 2017	970	↓
Quarter ending December 2017	927	↓
Quarter ending March 2018	916	↓
Quarter ending June 2018	872	↓
<b>Variance since June 2017</b>	<b>(14.4%)</b>	<b>↓</b>



### ACTIVITY

Cumulative percentage of contracted UDA delivered 2018 & 2019



Adjusted Scheduled Activity (UDA)

Month	2018	2019
April	0	0
May	88	117
June	188	199
July	349	
August	583	
September	740	
October	835	
November	981	
December	1,138	
January	1,301	
February	1,488	
March	1,564	
April	1,596	
May	1,597	
June	1,597	

### QUALITY

	Quantity	Base Number	Contract	AT	Region	England
% of FP17s for the same patient ID Re-attending within 3 months - Children	0	47	0.0%	9.3%	11.3%	11.5%
% of FP17s for the same patient ID Re-attending within 3 months - Adults	6	83	7.2%	13.6%	14.9%	15.4%
% of FP17s for the same patient ID Re-attending between 3 & 9 months - Children	29	47	61.7%	61.2%	60.0%	58.9%
% of FP17s for the same patient ID Re-attending between 3 & 9 months - Adults	45	83	54.2%	53.1%	52.6%	51.6%
% of FP17s for Band 1 Urgent Courses	3	114	2.6%	7.5%	7.9%	8.9%
% of FP17s Relating to Free Repair or Replacements	1	114	0.9%	0.8%	0.8%	0.8%
% of FP17s Relating to Continuations	0	114	0.0%	0.9%	0.9%	0.9%
% of Patients satisfied with the dentistry they have received	1	1	N/A	93.2%	93.2%	93.2%
% of Patients satisfied with the time they had to wait for an appointment	1	1	N/A	86.5%	89.1%	88.8%

\* This is based on patients treated on this contract for their most recent course of treatment. Figures in italics indicate the base number of FP17s or Patient Questionnaire responses are less than 100. N/A is shown where the base number of responses is less than 10 during the period. % is calculated as Quantity/Base number\*100



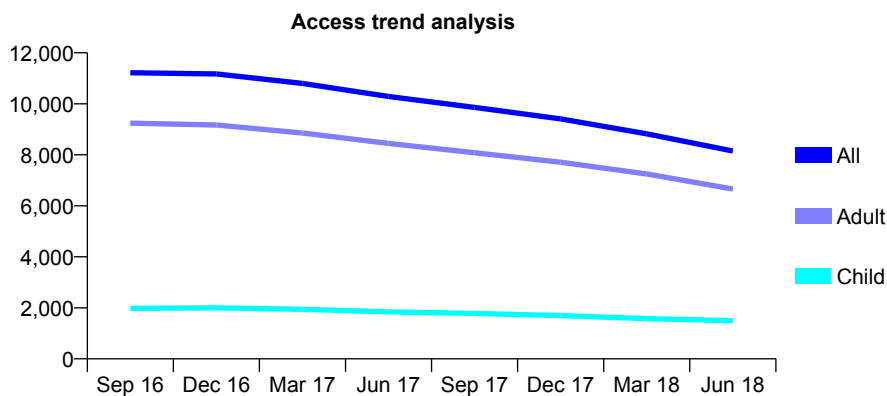
## Q59 - Vital Signs At a Glance Contract Report for 101370/0034 - June 2018

Name or company name	Petrie Tucker & Partners Ltd
Contract type name	GDS Contract
Purpose of contract	General
Contract start date	01/04/2006
Contract end date	

18/19 Contracted general activity (UDA)	27,186
Carry forward general activity (UDA)	0
18/19 Contracted orthodontic activity (UOA)	0
Carry forward orthodontic activity (UOA)	0
Baseline contract value	£659,093.76

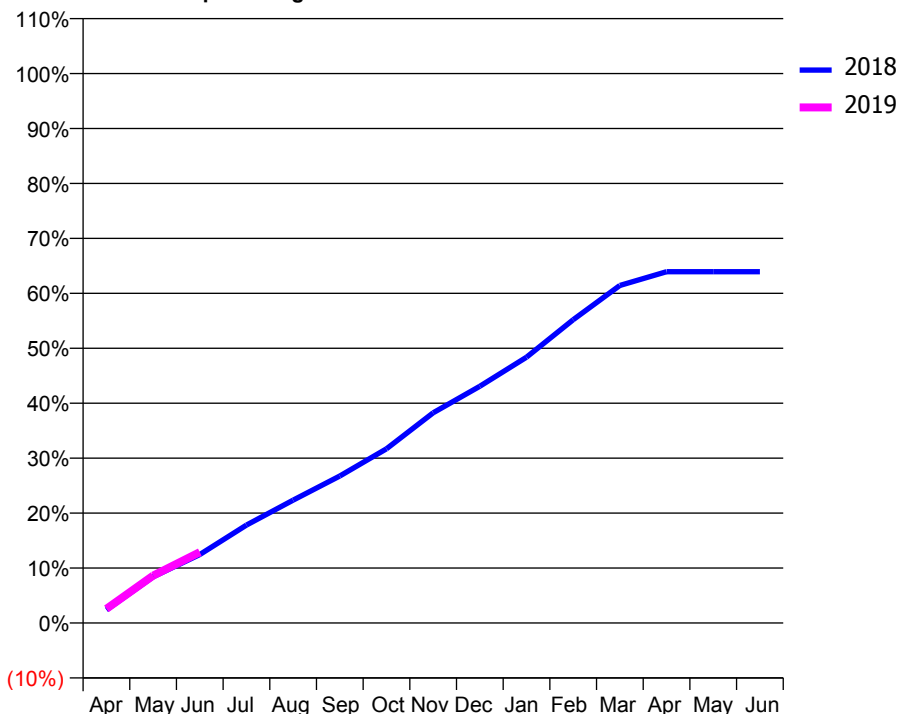
### ACCESS\*

Patients seen in 24 months	Total	Change since previous quarter
Quarter ending June 2017	10,288	
Quarter ending September 2017	9,859	↓
Quarter ending December 2017	9,408	↓
Quarter ending March 2018	8,825	↓
Quarter ending June 2018	8,150	↓
<b>Variance since June 2017</b>	<b>(20.8%)</b>	<b>↓</b>



### ACTIVITY

Cumulative percentage of contracted UDA delivered 2018 & 2019



Adjusted Scheduled Activity (UDA)

Month	2018	2019
April	677	704
May	2,372	2,343
June	3,520	3,506
July	5,034	
August	6,314	
September	7,556	
October	8,953	
November	10,804	
December	12,166	
January	13,659	
February	15,586	
March	17,341	
April	18,053	
May	18,050	
June	18,049	

### QUALITY

	Quantity	Base Number	Contract	AT	Region	England
% of FP17s for the same patient ID Re-attending within 3 months - Children	17	443	3.8%	9.3%	11.3%	11.5%
% of FP17s for the same patient ID Re-attending within 3 months - Adults	164	1,562	10.5%	13.6%	14.9%	15.4%
% of FP17s for the same patient ID Re-attending between 3 & 9 months - Children	258	443	58.2%	61.2%	60.0%	58.9%
% of FP17s for the same patient ID Re-attending between 3 & 9 months - Adults	578	1,562	37.0%	53.1%	52.6%	51.6%
% of FP17s for Band 1 Urgent Courses	77	1,692	4.6%	7.5%	7.9%	8.9%
% of FP17s Relating to Free Repair or Replacements	16	1,692	0.9%	0.8%	0.8%	0.8%
% of FP17s Relating to Continuations	44	1,692	2.6%	0.9%	0.9%	0.9%
% of Patients satisfied with the dentistry they have received	9	10	90.0%	93.2%	93.2%	93.2%
% of Patients satisfied with the time they had to wait for an appointment	6	10	60.0%	86.5%	89.1%	88.8%

\* This is based on patients treated on this contract for their most recent course of treatment. Figures in italics indicate the base number of FP17s or Patient Questionnaire responses are less than 100. N/A is shown where the base number of responses is less than 10 during the period. % is calculated as Quantity/Base number\*100

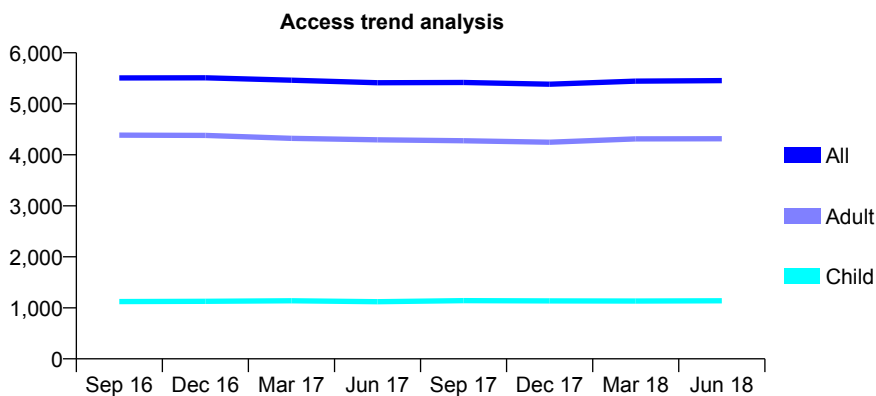
## Q59 - Vital Signs At a Glance Contract Report for 101370/0035 - June 2018

Name or company name	Petrie Tucker & Partners Ltd
Contract type name	GDS Contract
Purpose of contract	General
Contract start date	01/04/2006
Contract end date	

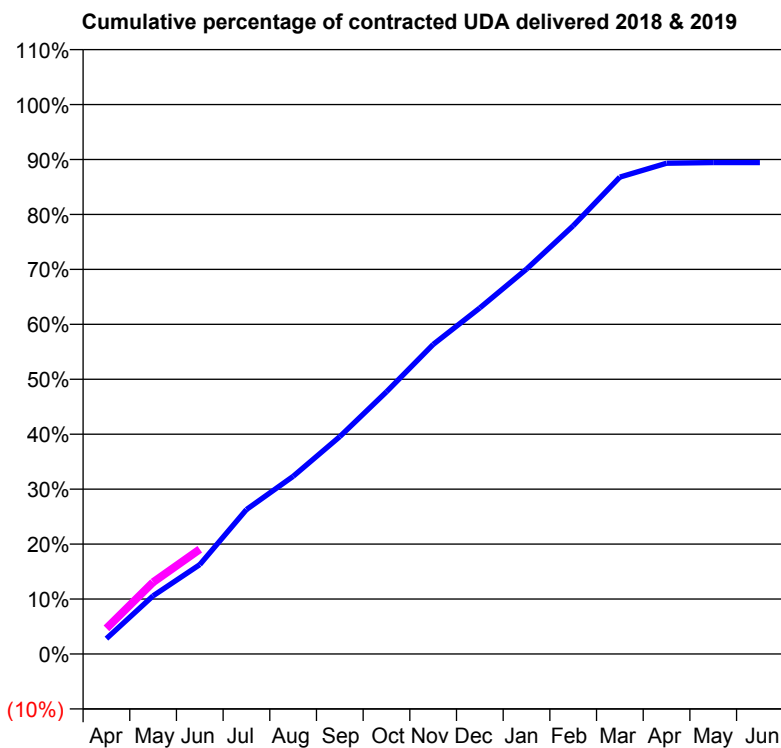
18/19 Contracted general activity (UDA)	19,958
Carry forward general activity (UDA)	0
18/19 Contracted orthodontic activity (UOA)	0
Carry forward orthodontic activity (UOA)	0
Baseline contract value	£532,716.48

### ACCESS\*

Patients seen in 24 months	Total	Change since previous quarter
Quarter ending June 2017	5,414	
Quarter ending September 2017	5,418	→
Quarter ending December 2017	5,385	→
Quarter ending March 2018	5,445	→
Quarter ending June 2018	5,455	→
<b>Variance since June 2017</b>	<b>0.8%</b>	<b>→</b>



### ACTIVITY



Month	Adjusted Scheduled Activity (UDA)	
	2018	2019
April	561	932
May	2,113	2,608
June	3,246	3,802
July	5,249	
August	6,452	
September	7,899	
October	9,524	
November	11,242	
December	12,570	
January	13,981	
February	15,555	
March	17,321	
April	17,826	
May	17,851	
June	17,851	

### QUALITY

	Quantity	Base Number	Contract	AT	Region	England
% of FP17s for the same patient ID Re-attending within 3 months - Children	24	356	6.7%	9.3%	11.3%	11.5%
% of FP17s for the same patient ID Re-attending within 3 months - Adults	161	1,383	11.6%	13.6%	14.9%	15.4%
% of FP17s for the same patient ID Re-attending between 3 & 9 months - Children	207	356	58.1%	61.2%	60.0%	58.9%
% of FP17s for the same patient ID Re-attending between 3 & 9 months - Adults	777	1,383	56.2%	53.1%	52.6%	51.6%
% of FP17s for Band 1 Urgent Courses	34	1,546	2.2%	7.5%	7.9%	8.9%
% of FP17s Relating to Free Repair or Replacements	6	1,546	0.4%	0.8%	0.8%	0.8%
% of FP17s Relating to Continuations	64	1,546	4.1%	0.9%	0.9%	0.9%
% of Patients satisfied with the dentistry they have received	6	6	N/A	93.2%	93.2%	93.2%
% of Patients satisfied with the time they had to wait for an appointment	5	6	N/A	86.5%	89.1%	88.8%

\* This is based on patients treated on this contract for their most recent course of treatment. Figures in italics indicate the base number of FP17s or Patient Questionnaire responses are less than 100. N/A is shown where the base number of responses is less than 10 during the period. % is calculated as Quantity/Base number\*100

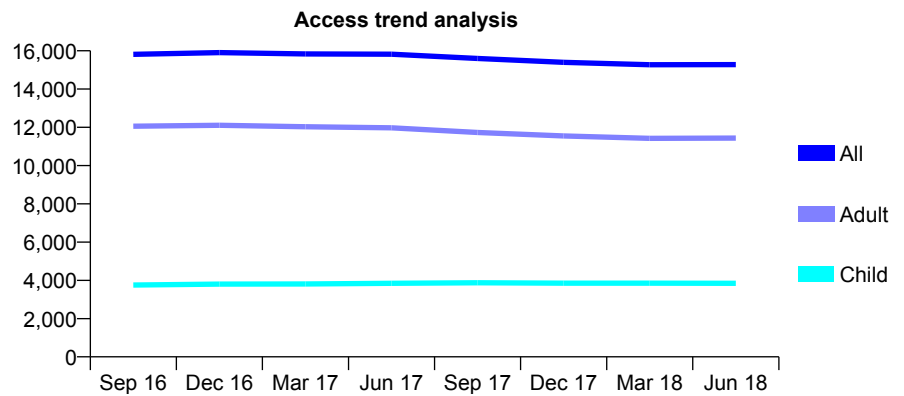
## Q59 - Vital Signs At a Glance Contract Report for 101370/0085 - June 2018

Name or company name	Petrie Tucker & Partners Ltd
Contract type name	GDS Contract
Purpose of contract	General
Contract start date	01/04/2007
Contract end date	

18/19 Contracted general activity (UDA)	41,556
Carry forward general activity (UDA)	0
18/19 Contracted orthodontic activity (UOA)	0
Carry forward orthodontic activity (UOA)	0
Baseline contract value	£1,049,009.79

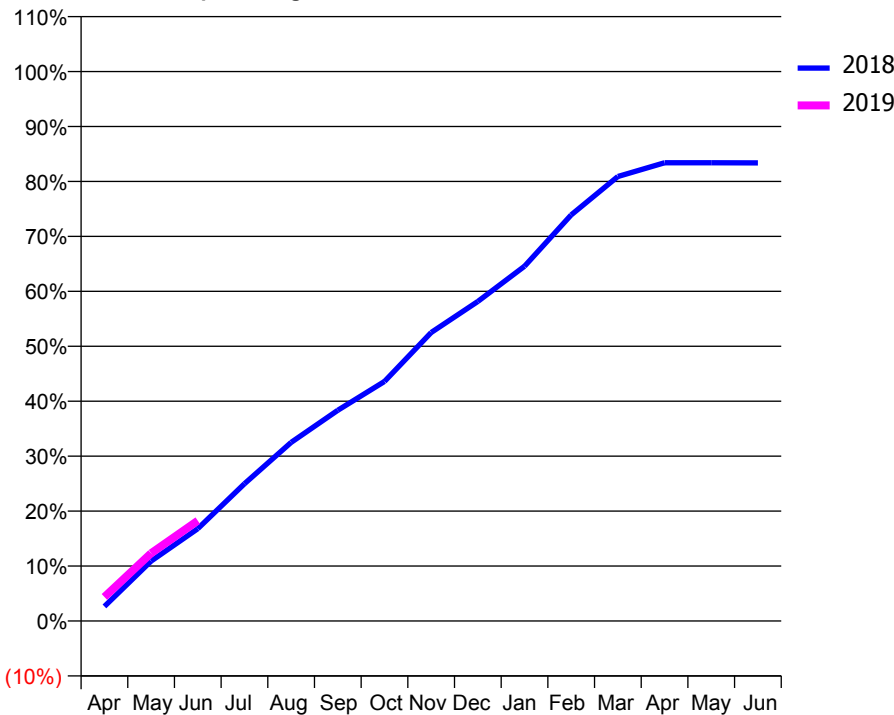
### ACCESS\*

Patients seen in 24 months	Total	Change since previous quarter
Quarter ending June 2017	15,819	
Quarter ending September 2017	15,601	↓
Quarter ending December 2017	15,400	↓
Quarter ending March 2018	15,274	→
Quarter ending June 2018	15,277	→
<b>Variance since June 2017</b>	<b>(3.4%)</b>	<b>↓</b>



### ACTIVITY

Cumulative percentage of contracted UDA delivered 2018 & 2019



Month	Adjusted Scheduled Activity (UDA)	
	2018	2019
April	1,108	1,821
May	4,529	5,128
June	6,988	7,586
July	10,384	
August	13,505	
September	15,936	
October	18,115	
November	21,818	
December	24,164	
January	26,833	
February	30,711	
March	33,618	
April	34,657	
May	34,657	
June	34,645	

### QUALITY

	Quantity	Base Number	Contract	AT	Region	England
% of FP17s for the same patient ID Re-attending within 3 months - Children	59	1,034	5.7%	9.3%	11.3%	11.5%
% of FP17s for the same patient ID Re-attending within 3 months - Adults	250	2,612	9.6%	13.6%	14.9%	15.4%
% of FP17s for the same patient ID Re-attending between 3 & 9 months - Children	516	1,034	49.9%	61.2%	60.0%	58.9%
% of FP17s for the same patient ID Re-attending between 3 & 9 months - Adults	873	2,612	33.4%	53.1%	52.6%	51.6%
% of FP17s for Band 1 Urgent Courses	136	3,199	4.3%	7.5%	7.9%	8.9%
% of FP17s Relating to Free Repair or Replacements	18	3,199	0.6%	0.8%	0.8%	0.8%
% of FP17s Relating to Continuations	55	3,199	1.7%	0.9%	0.9%	0.9%
% of Patients satisfied with the dentistry they have received	7	8	N/A	93.2%	93.2%	93.2%
% of Patients satisfied with the time they had to wait for an appointment	6	8	N/A	86.5%	89.1%	88.8%

\* This is based on patients treated on this contract for their most recent course of treatment. Figures in italics indicate the base number of FP17s or Patient Questionnaire responses are less than 100. N/A is shown where the base number of responses is less than 10 during the period. % is calculated as Quantity/Base number\*100

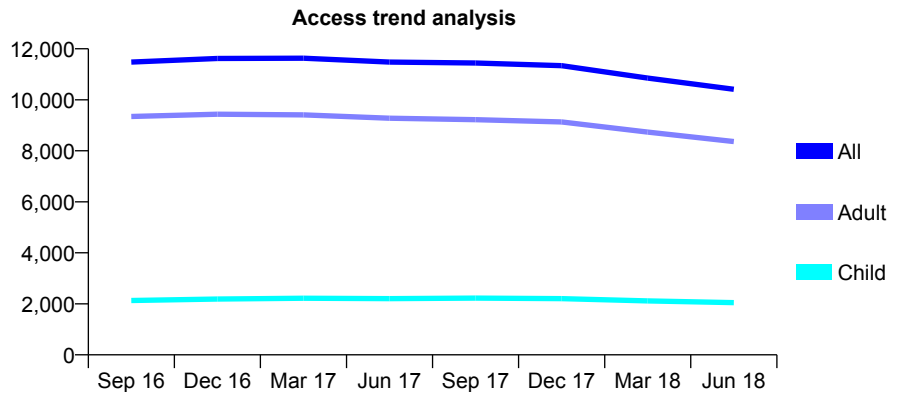
## Q59 - Vital Signs At a Glance Contract Report for 101435/0051 - June 2018

Name or company name	IDH Limited
Contract type name	GDS Contract
Purpose of contract	General
Contract start date	01/12/2006
Contract end date	

18/19 Contracted general activity (UDA)	33,000
Carry forward general activity (UDA)	0
18/19 Contracted orthodontic activity (UOA)	0
Carry forward orthodontic activity (UOA)	0
Baseline contract value	£725,930.23

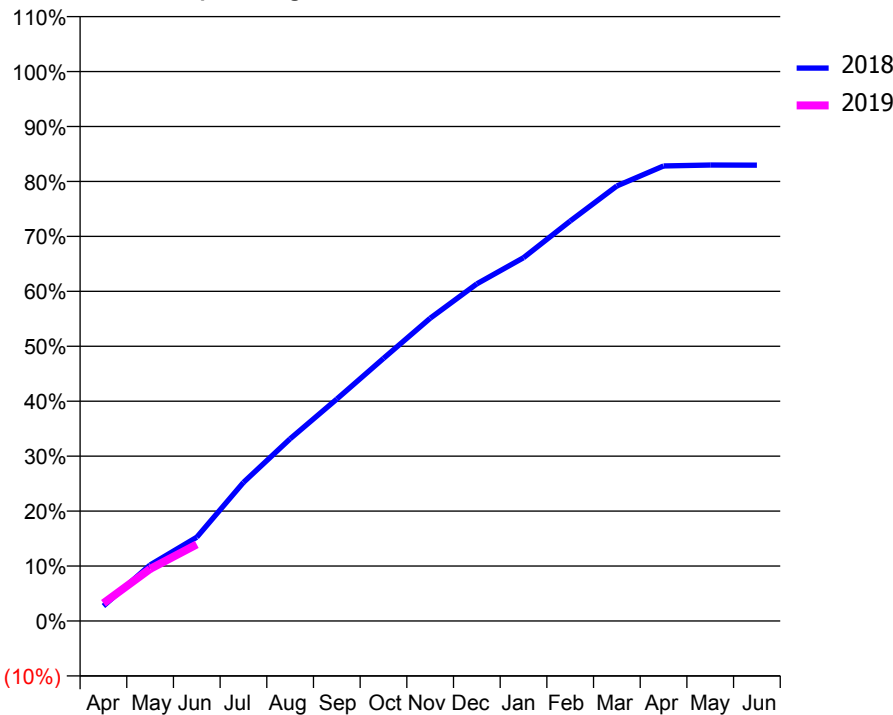
### ACCESS\*

Patients seen in 24 months	Total	Change since previous quarter
Quarter ending June 2017	11,479	
Quarter ending September 2017	11,445	→
Quarter ending December 2017	11,340	→
Quarter ending March 2018	10,850	↓
Quarter ending June 2018	10,411	↓
<b>Variance since June 2017</b>	<b>(9.3%)</b>	<b>↓</b>



### ACTIVITY

Cumulative percentage of contracted UDA delivered 2018 & 2019



Month	Adjusted Scheduled Activity (UDA)	
	2018	2019
April	906	1,065
May	3,375	3,124
June	5,045	4,600
July	8,338	
August	10,962	
September	13,356	
October	15,801	
November	18,219	
December	20,289	
January	21,860	
February	24,072	
March	26,181	
April	27,379	
May	27,435	
June	27,431	

### QUALITY

	Quantity	Base Number	Contract	AT	Region	England
% of FP17s for the same patient ID Re-attending within 3 months - Children	36	493	7.3%	9.3%	11.3%	11.5%
% of FP17s for the same patient ID Re-attending within 3 months - Adults	191	2,086	9.2%	13.6%	14.9%	15.4%
% of FP17s for the same patient ID Re-attending between 3 & 9 months - Children	236	493	47.9%	61.2%	60.0%	58.9%
% of FP17s for the same patient ID Re-attending between 3 & 9 months - Adults	985	2,086	47.2%	53.1%	52.6%	51.6%
% of FP17s for Band 1 Urgent Courses	84	2,064	4.1%	7.5%	7.9%	8.9%
% of FP17s Relating to Free Repair or Replacements	11	2,064	0.5%	0.8%	0.8%	0.8%
% of FP17s Relating to Continuations	29	2,064	1.4%	0.9%	0.9%	0.9%
% of Patients satisfied with the dentistry they have received	21	21	100.0%	93.2%	93.2%	93.2%
% of Patients satisfied with the time they had to wait for an appointment	15	21	71.4%	86.5%	89.1%	88.8%

\* This is based on patients treated on this contract for their most recent course of treatment. Figures in italics indicate the base number of FP17s or Patient Questionnaire responses are less than 100. N/A is shown where the base number of responses is less than 10 during the period. % is calculated as Quantity/Base number\*100

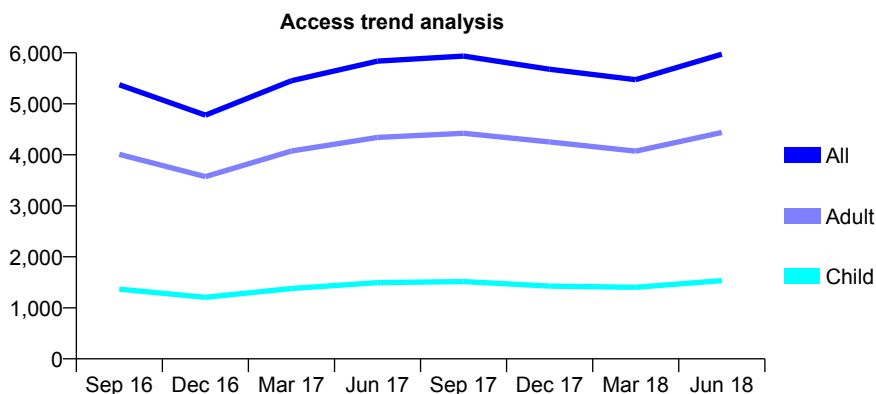
## Q59 - Vital Signs At a Glance Contract Report for 101435/0052 - June 2018

Name or company name	IDH Limited
Contract type name	GDS Contract
Purpose of contract	General
Contract start date	05/02/2007
Contract end date	

18/19 Contracted general activity (UDA)	19,982
Carry forward general activity (UDA)	0
18/19 Contracted orthodontic activity (UOA)	0
Carry forward orthodontic activity (UOA)	0
Baseline contract value	£453,145.81

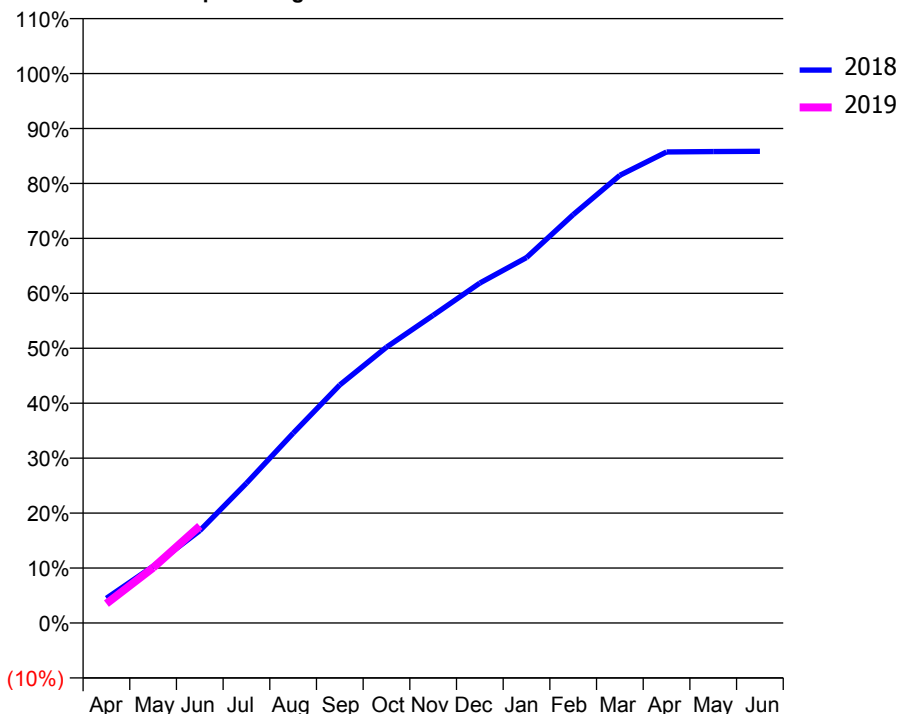
### ACCESS\*

Patients seen in 24 months	Total	Change since previous quarter
Quarter ending June 2017	5,836	
Quarter ending September 2017	5,937	→
Quarter ending December 2017	5,678	↓
Quarter ending March 2018	5,474	↓
Quarter ending June 2018	5,972	↑
<b>Variance since June 2017</b>	<b>2.3%</b>	<b>↑</b>



### ACTIVITY

Cumulative percentage of contracted UDA delivered 2018 & 2019



Month	Adjusted Scheduled Activity (UDA)	
	2018	2019
April	767	708
May	1,756	2,008
June	2,855	3,526
July	4,324	
August	5,873	
September	7,366	
October	8,534	
November	9,519	
December	10,520	
January	11,306	
February	12,636	
March	13,852	
April	14,573	
May	14,587	
June	14,593	

### QUALITY

	Quantity	Base Number	Contract	AT	Region	England
% of FP17s for the same patient ID Re-attending within 3 months - Children	12	560	2.1%	9.3%	11.3%	11.5%
% of FP17s for the same patient ID Re-attending within 3 months - Adults	142	1,533	9.3%	13.6%	14.9%	15.4%
% of FP17s for the same patient ID Re-attending between 3 & 9 months - Children	228	560	40.7%	61.2%	60.0%	58.9%
% of FP17s for the same patient ID Re-attending between 3 & 9 months - Adults	532	1,533	34.7%	53.1%	52.6%	51.6%
% of FP17s for Band 1 Urgent Courses	68	1,754	3.9%	7.5%	7.9%	8.9%
% of FP17s Relating to Free Repair or Replacements	5	1,754	0.3%	0.8%	0.8%	0.8%
% of FP17s Relating to Continuations	18	1,754	1.0%	0.9%	0.9%	0.9%
% of Patients satisfied with the dentistry they have received	9	10	90.0%	93.2%	93.2%	93.2%
% of Patients satisfied with the time they had to wait for an appointment	9	10	90.0%	86.5%	89.1%	88.8%

\* This is based on patients treated on this contract for their most recent course of treatment. Figures in italics indicate the base number of FP17s or Patient Questionnaire responses are less than 100. N/A is shown where the base number of responses is less than 10 during the period. % is calculated as Quantity/Base number\*100

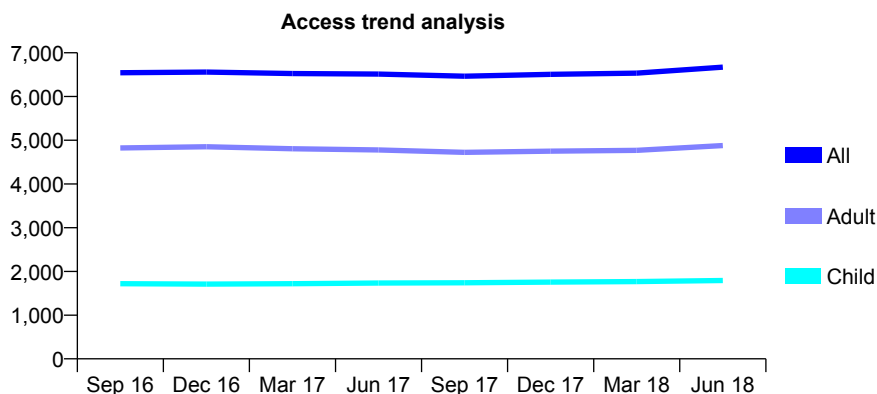
## Q59 - Vital Signs At a Glance Contract Report for 101435/0053 - June 2018

Name or company name	IDH Limited
Contract type name	GDS Contract
Purpose of contract	General
Contract start date	01/12/2006
Contract end date	

18/19 Contracted general activity (UDA)	22,000
Carry forward general activity (UDA)	0
18/19 Contracted orthodontic activity (UOA)	0
Carry forward orthodontic activity (UOA)	0
Baseline contract value	£483,963.65

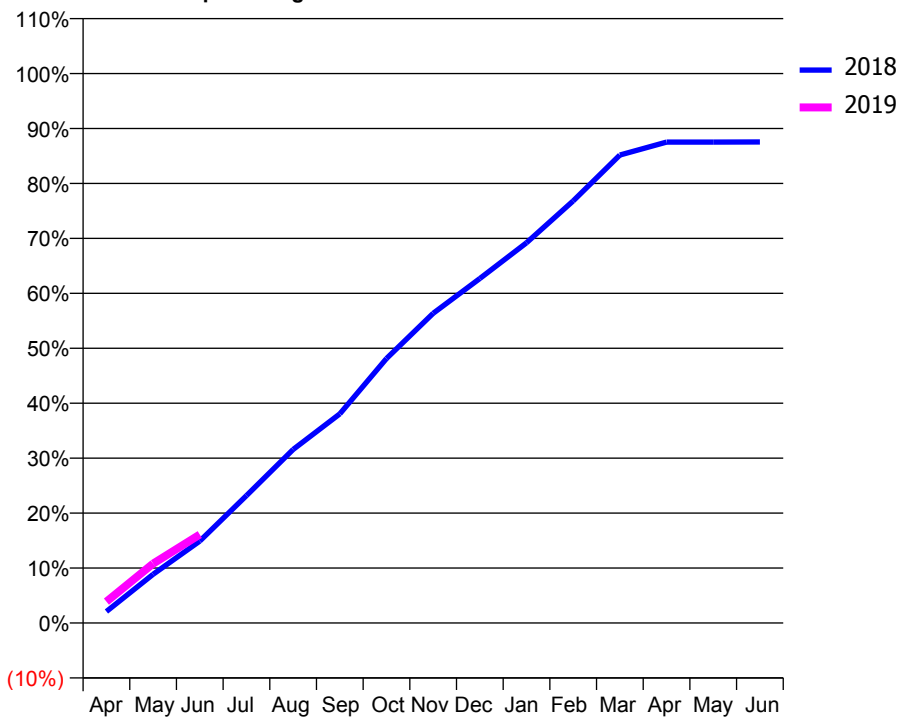
### ACCESS\*

Patients seen in 24 months	Total	Change since previous quarter
Quarter ending June 2017	6,512	
Quarter ending September 2017	6,464	→
Quarter ending December 2017	6,507	→
Quarter ending March 2018	6,536	→
Quarter ending June 2018	6,671	↑
<b>Variance since June 2017</b>	<b>2.4%</b>	<b>↑</b>



### ACTIVITY

Cumulative percentage of contracted UDA delivered 2018 & 2019



Month	Adjusted Scheduled Activity (UDA)	
	2018	2019
April	462	857
May	1,950	2,378
June	3,283	3,541
July	5,102	
August	6,947	
September	8,376	
October	10,589	
November	12,401	
December	13,795	
January	15,221	
February	16,899	
March	18,737	
April	19,253	
May	19,256	
June	19,259	

### QUALITY

	Quantity	Base Number	Contract	AT	Region	England
% of FP17s for the same patient ID Re-attending within 3 months - Children	19	547	3.5%	9.3%	11.3%	11.5%
% of FP17s for the same patient ID Re-attending within 3 months - Adults	113	1,300	8.7%	13.6%	14.9%	15.4%
% of FP17s for the same patient ID Re-attending between 3 & 9 months - Children	268	547	49.0%	61.2%	60.0%	58.9%
% of FP17s for the same patient ID Re-attending between 3 & 9 months - Adults	536	1,300	41.2%	53.1%	52.6%	51.6%
% of FP17s for Band 1 Urgent Courses	24	1,635	1.5%	7.5%	7.9%	8.9%
% of FP17s Relating to Free Repair or Replacements	3	1,635	0.2%	0.8%	0.8%	0.8%
% of FP17s Relating to Continuations	37	1,635	2.3%	0.9%	0.9%	0.9%
% of Patients satisfied with the dentistry they have received	8	8	N/A	93.2%	93.2%	93.2%
% of Patients satisfied with the time they had to wait for an appointment	8	8	N/A	86.5%	89.1%	88.8%

\* This is based on patients treated on this contract for their most recent course of treatment. Figures in italics indicate the base number of FP17s or Patient Questionnaire responses are less than 100. N/A is shown where the base number of responses is less than 10 during the period. % is calculated as Quantity/Base number\*100

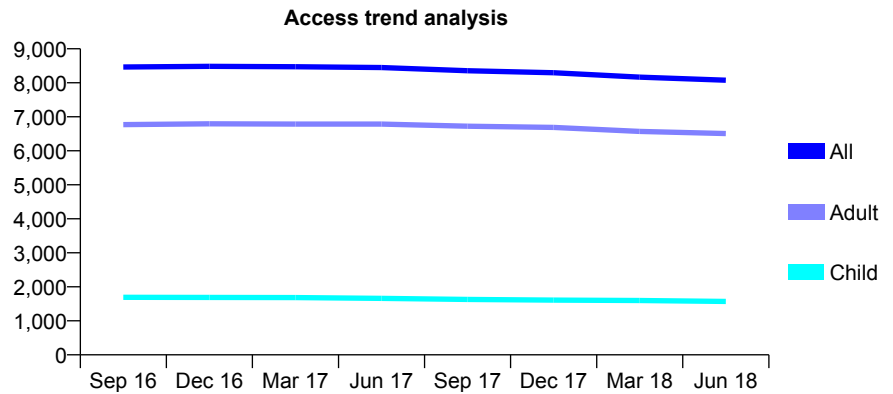
## Q59 - Vital Signs At a Glance Contract Report for 103918/0002 - June 2018

Name or company name	Bosworth Dental Limited
Contract type name	GDS Contract
Purpose of contract	General
Contract start date	01/04/2009
Contract end date	

18/19 Contracted general activity (UDA)	20,523
Carry forward general activity (UDA)	0
18/19 Contracted orthodontic activity (UOA)	0
Carry forward orthodontic activity (UOA)	0
Baseline contract value	£573,548.74

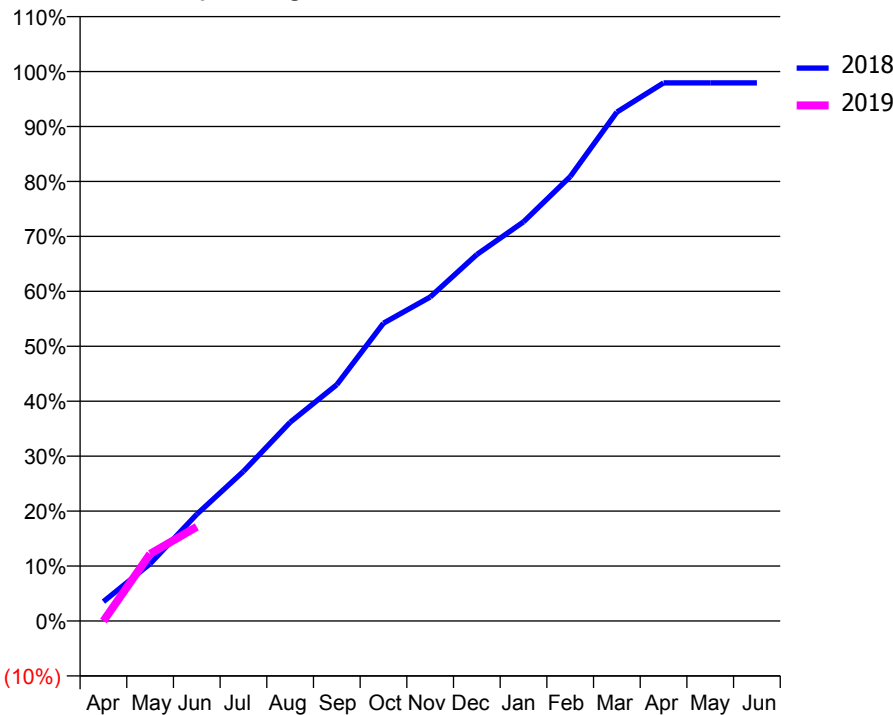
### ACCESS\*

Patients seen in 24 months	Total	Change since previous quarter
Quarter ending June 2017	8,449	
Quarter ending September 2017	8,354	↓
Quarter ending December 2017	8,296	→
Quarter ending March 2018	8,167	↓
Quarter ending June 2018	8,076	↓
<b>Variance since June 2017</b>	<b>(4.4%)</b>	<b>↓</b>



### ACTIVITY

Cumulative percentage of contracted UDA delivered 2018 & 2019



Month	Adjusted Scheduled Activity (UDA)	
	2018	2019
April	727	0
May	2,137	2,506
June	3,985	3,520
July	5,588	
August	7,423	
September	8,830	
October	11,121	
November	12,099	
December	13,688	
January	14,907	
February	16,597	
March	19,008	
April	20,099	
May	20,100	
June	20,100	

### QUALITY

	Quantity	Base Number	Contract	AT	Region	England
% of FP17s for the same patient ID Re-attending within 3 months - Children	42	635	6.6%	9.3%	11.3%	11.5%
% of FP17s for the same patient ID Re-attending within 3 months - Adults	259	2,138	12.1%	13.6%	14.9%	15.4%
% of FP17s for the same patient ID Re-attending between 3 & 9 months - Children	478	635	75.3%	61.2%	60.0%	58.9%
% of FP17s for the same patient ID Re-attending between 3 & 9 months - Adults	1,113	2,138	52.1%	53.1%	52.6%	51.6%
% of FP17s for Band 1 Urgent Courses	148	2,158	6.9%	7.5%	7.9%	8.9%
% of FP17s Relating to Free Repair or Replacements	15	2,158	0.7%	0.8%	0.8%	0.8%
% of FP17s Relating to Continuations	9	2,158	0.4%	0.9%	0.9%	0.9%
% of Patients satisfied with the dentistry they have received	13	13	100.0%	93.2%	93.2%	93.2%
% of Patients satisfied with the time they had to wait for an appointment	13	13	100.0%	86.5%	89.1%	88.8%

\* This is based on patients treated on this contract for their most recent course of treatment. Figures in italics indicate the base number of FP17s or Patient Questionnaire responses are less than 100. N/A is shown where the base number of responses is less than 10 during the period. % is calculated as Quantity/Base number\*100

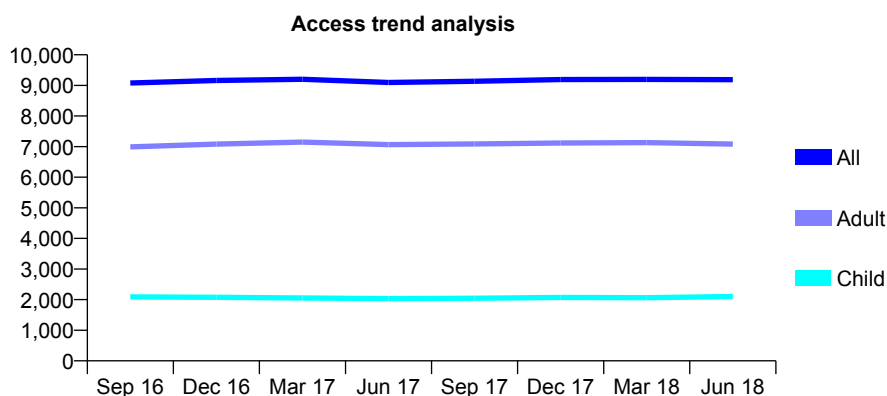
## Q59 - Vital Signs At a Glance Contract Report for 105163/0002 - June 2018

Name or company name	J Ahmad, M Hallen, A Persson & A Alfreds
Contract type name	GDS Contract
Purpose of contract	General
Contract start date	01/04/2010
Contract end date	

18/19 Contracted general activity (UDA)	28,503
Carry forward general activity (UDA)	0
18/19 Contracted orthodontic activity (UOA)	0
Carry forward orthodontic activity (UOA)	0
Baseline contract value	£822,688.86

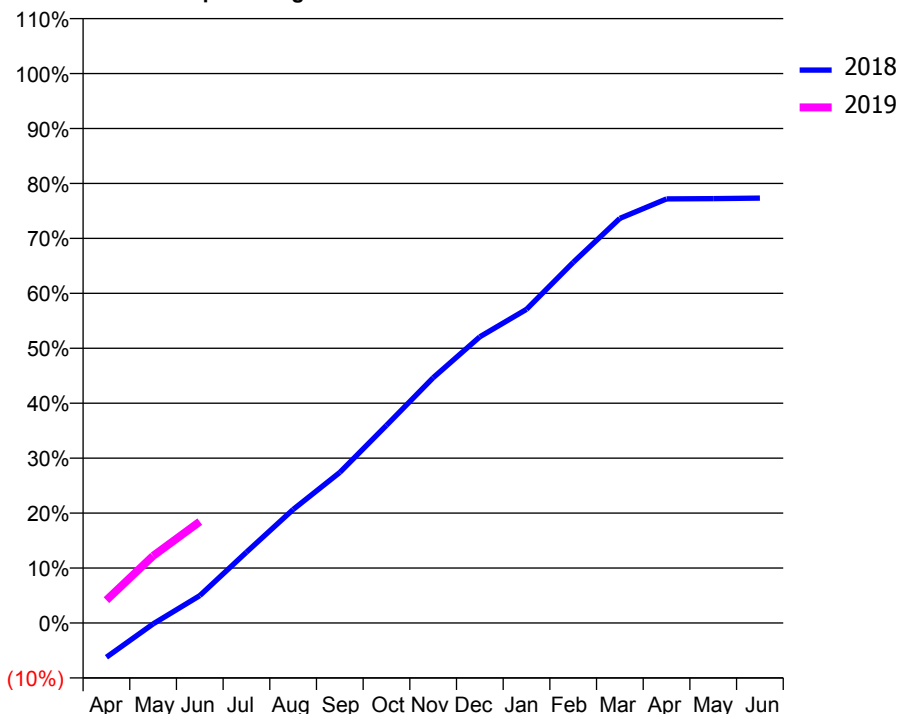
### ACCESS\*

Patients seen in 24 months	Total	Change since previous quarter
Quarter ending June 2017	9,096	
Quarter ending September 2017	9,133	→
Quarter ending December 2017	9,191	→
Quarter ending March 2018	9,197	→
Quarter ending June 2018	9,187	→
<b>Variance since June 2017</b>	<b>1.0%</b>	<b>→</b>



### ACTIVITY

Cumulative percentage of contracted UDA delivered 2018 & 2019



Adjusted Scheduled Activity (UDA)

Month	2018	2019
April	-1,782	1,187
May	-54	3,484
June	1,418	5,262
July	3,678	
August	5,889	
September	7,814	
October	10,256	
November	12,725	
December	14,848	
January	16,272	
February	18,706	
March	20,986	
April	22,001	
May	22,012	
June	22,040	

### QUALITY

	Quantity	Base Number	Contract	AT	Region	England
% of FP17s for the same patient ID Re-attending within 3 months - Children	56	768	7.3%	9.3%	11.3%	11.5%
% of FP17s for the same patient ID Re-attending within 3 months - Adults	268	2,114	12.7%	13.6%	14.9%	15.4%
% of FP17s for the same patient ID Re-attending between 3 & 9 months - Children	439	768	57.2%	61.2%	60.0%	58.9%
% of FP17s for the same patient ID Re-attending between 3 & 9 months - Adults	1,058	2,114	50.0%	53.1%	52.6%	51.6%
% of FP17s for Band 1 Urgent Courses	203	2,367	8.6%	7.5%	7.9%	8.9%
% of FP17s Relating to Free Repair or Replacements	11	2,367	0.5%	0.8%	0.8%	0.8%
% of FP17s Relating to Continuations	30	2,367	1.3%	0.9%	0.9%	0.9%
% of Patients satisfied with the dentistry they have received	6	6	N/A	93.2%	93.2%	93.2%
% of Patients satisfied with the time they had to wait for an appointment	6	6	N/A	86.5%	89.1%	88.8%

\* This is based on patients treated on this contract for their most recent course of treatment. Figures in italics indicate the base number of FP17s or Patient Questionnaire responses are less than 100. N/A is shown where the base number of responses is less than 10 during the period. % is calculated as Quantity/Base number\*100



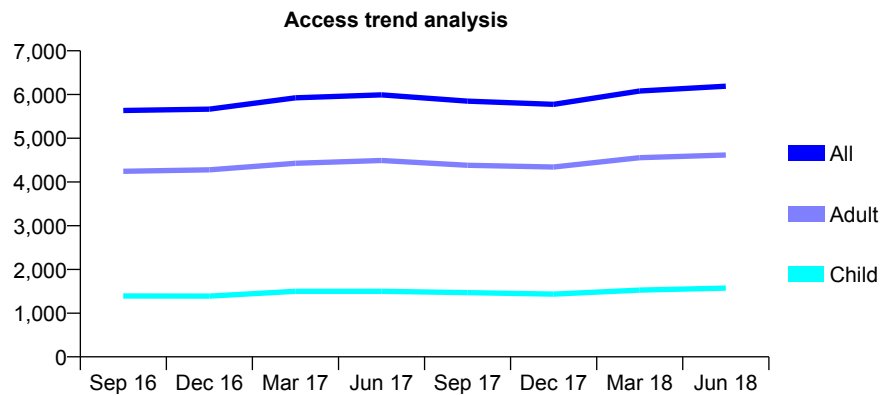
## Q59 - Vital Signs At a Glance Contract Report for 105430/0001 - June 2018

Name or company name	Gipsy Lane Dental Ltd
Contract type name	GDS Contract
Purpose of contract	General
Contract start date	01/04/2008
Contract end date	

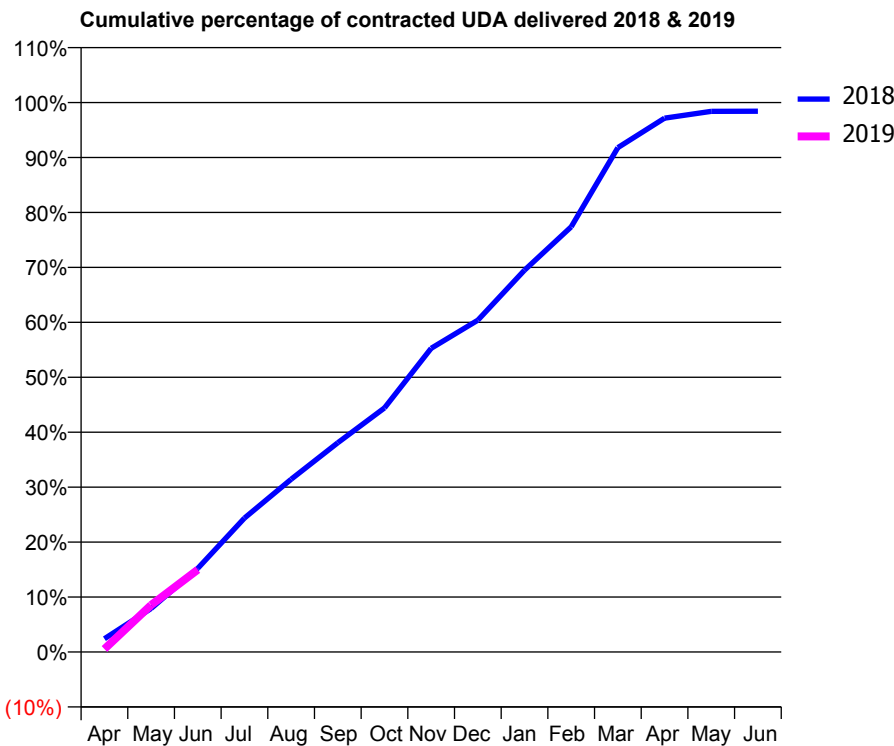
18/19 Contracted general activity (UDA)	15,058
Carry forward general activity (UDA)	0
18/19 Contracted orthodontic activity (UOA)	0
Carry forward orthodontic activity (UOA)	0
Baseline contract value	£374,204.86

### ACCESS\*

Patients seen in 24 months	Total	Change since previous quarter
Quarter ending June 2017	5,992	
Quarter ending September 2017	5,850	↓
Quarter ending December 2017	5,775	↓
Quarter ending March 2018	6,081	↑
Quarter ending June 2018	6,189	→
<b>Variance since June 2017</b>	<b>3.3%</b>	<b>↑</b>



### ACTIVITY



Month	Adjusted Scheduled Activity (UDA)	
	2018	2019
April	363	83
May	1,195	1,287
June	2,291	2,258
July	3,671	
August	4,733	
September	5,736	
October	6,688	
November	8,323	
December	9,092	
January	10,463	
February	11,649	
March	13,823	
April	14,630	
May	14,816	
June	14,820	

### QUALITY

	Quantity	Base Number	Contract	AT	Region	England
% of FP17s for the same patient ID Re-attending within 3 months - Children	41	554	7.4%	9.3%	11.3%	11.5%
% of FP17s for the same patient ID Re-attending within 3 months - Adults	133	1,302	10.2%	13.6%	14.9%	15.4%
% of FP17s for the same patient ID Re-attending between 3 & 9 months - Children	298	554	53.8%	61.2%	60.0%	58.9%
% of FP17s for the same patient ID Re-attending between 3 & 9 months - Adults	441	1,302	33.9%	53.1%	52.6%	51.6%
% of FP17s for Band 1 Urgent Courses	85	1,021	8.3%	7.5%	7.9%	8.9%
% of FP17s Relating to Free Repair or Replacements	10	1,021	1.0%	0.8%	0.8%	0.8%
% of FP17s Relating to Continuations	8	1,021	0.8%	0.9%	0.9%	0.9%
% of Patients satisfied with the dentistry they have received	5	5	N/A	93.2%	93.2%	93.2%
% of Patients satisfied with the time they had to wait for an appointment	5	5	N/A	86.5%	89.1%	88.8%

\* This is based on patients treated on this contract for their most recent course of treatment. Figures in italics indicate the base number of FP17s or Patient Questionnaire responses are less than 100. N/A is shown where the base number of responses is less than 10 during the period. % is calculated as Quantity/Base number\*100

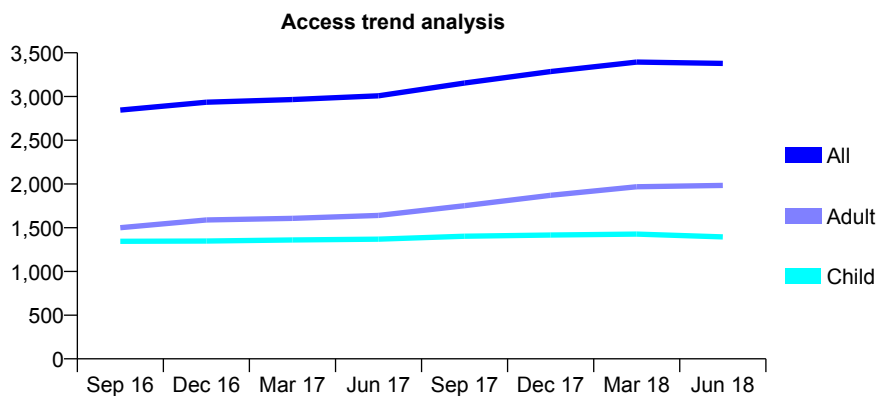
## Q59 - Vital Signs At a Glance Contract Report for 106461/0001 - June 2018

Name or company name	P Moulder, A Johnson, R Church, M Hamb
Contract type name	GDS Contract
Purpose of contract	General
Contract start date	01/09/2006
Contract end date	

18/19 Contracted general activity (UDA)	10,500
Carry forward general activity (UDA)	0
18/19 Contracted orthodontic activity (UOA)	0
Carry forward orthodontic activity (UOA)	0
Baseline contract value	£246,748.74

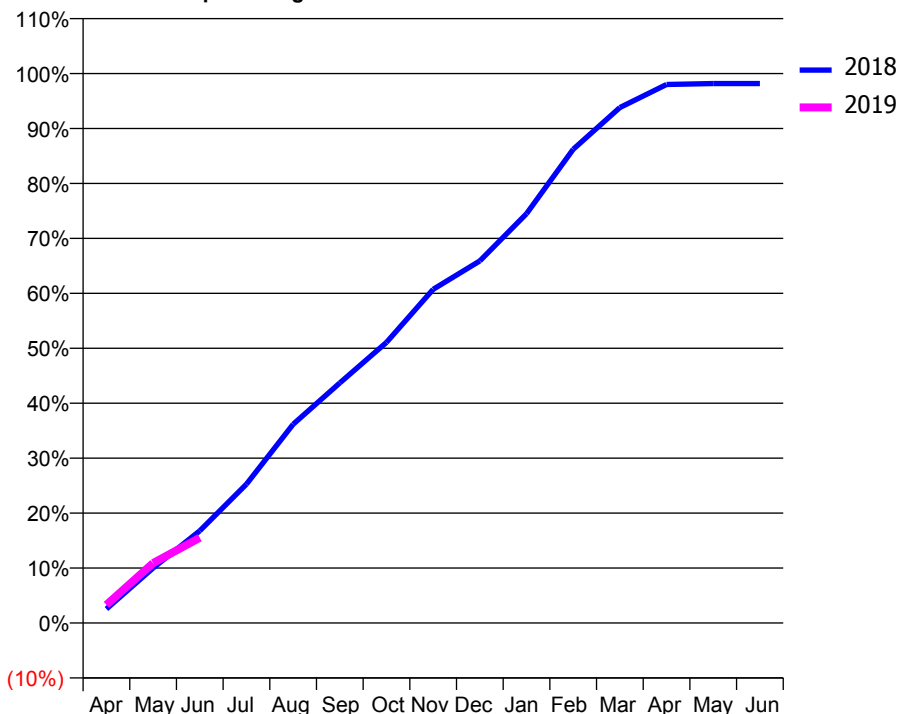
### ACCESS\*

Patients seen in 24 months	Total	Change since previous quarter
Quarter ending June 2017	3,008	
Quarter ending September 2017	3,154	↑
Quarter ending December 2017	3,286	↑
Quarter ending March 2018	3,394	↑
Quarter ending June 2018	3,378	→
<b>Variance since June 2017</b>	<b>12.3%</b>	<b>↑</b>



### ACTIVITY

Cumulative percentage of contracted UDA delivered 2018 & 2019



Adjusted Scheduled Activity (UDA)

Month	2018	2019
April	264	347
May	1,034	1,146
June	1,733	1,630
July	2,609	
August	3,733	
September	4,510	
October	5,271	
November	6,268	
December	6,801	
January	7,686	
February	8,898	
March	9,681	
April	10,114	
May	10,131	
June	10,132	

### QUALITY

	Quantity	Base Number	Contract	AT	Region	England
% of FP17s for the same patient ID Re-attending within 3 months - Children	35	557	6.3%	9.3%	11.3%	11.5%
% of FP17s for the same patient ID Re-attending within 3 months - Adults	83	625	13.3%	13.6%	14.9%	15.4%
% of FP17s for the same patient ID Re-attending between 3 & 9 months - Children	423	557	75.9%	61.2%	60.0%	58.9%
% of FP17s for the same patient ID Re-attending between 3 & 9 months - Adults	389	625	62.2%	53.1%	52.6%	51.6%
% of FP17s for Band 1 Urgent Courses	48	968	5.0%	7.5%	7.9%	8.9%
% of FP17s Relating to Free Repair or Replacements	0	968	0.0%	0.8%	0.8%	0.8%
% of FP17s Relating to Continuations	9	968	0.9%	0.9%	0.9%	0.9%
% of Patients satisfied with the dentistry they have received	4	4	N/A	93.2%	93.2%	93.2%
% of Patients satisfied with the time they had to wait for an appointment	3	4	N/A	86.5%	89.1%	88.8%

\* This is based on patients treated on this contract for their most recent course of treatment. Figures in italics indicate the base number of FP17s or Patient Questionnaire responses are less than 100. N/A is shown where the base number of responses is less than 10 during the period. % is calculated as Quantity/Base number\*100

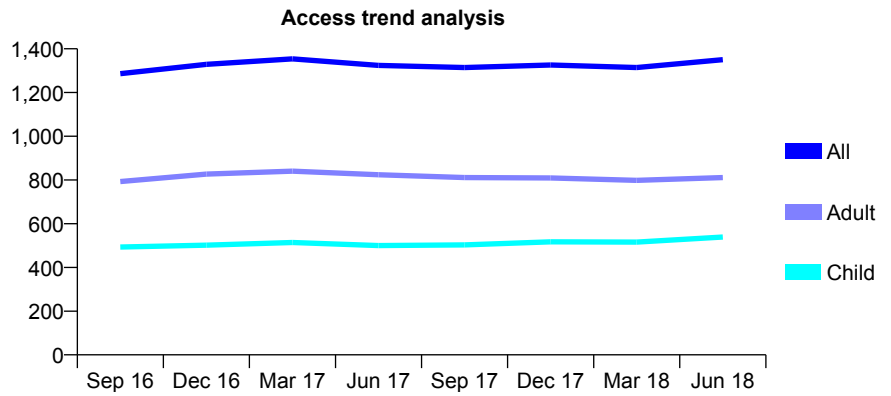
## Q59 - Vital Signs At a Glance Contract Report for 108308/0001 - June 2018

Name or company name	Brookview Dental Clinic Limited
Contract type name	GDS Contract
Purpose of contract	General
Contract start date	01/03/2008
Contract end date	

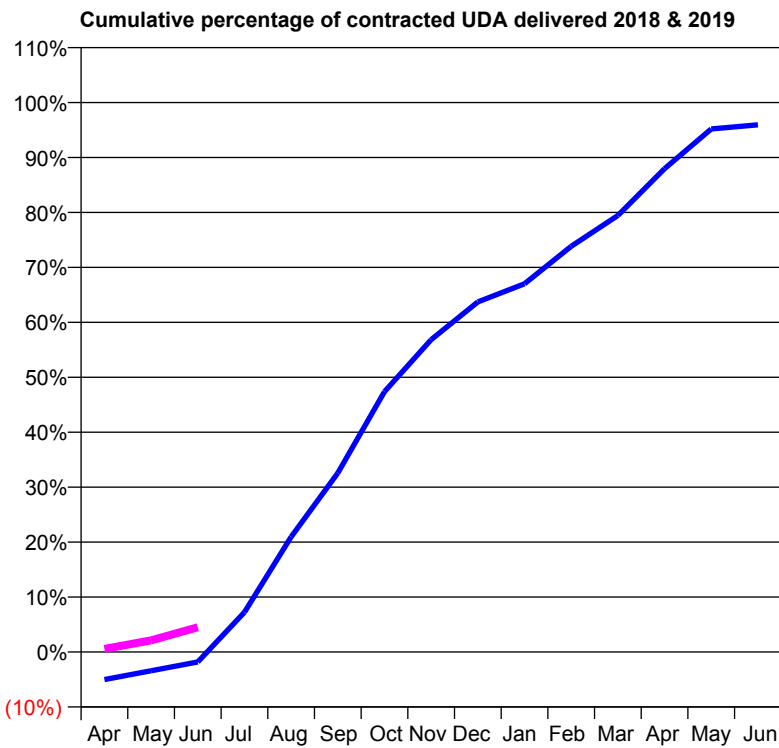
18/19 Contracted general activity (UDA)	1,745
Carry forward general activity (UDA)	0
18/19 Contracted orthodontic activity (UOA)	0
Carry forward orthodontic activity (UOA)	0
Baseline contract value	£41,711.51

### ACCESS\*

Patients seen in 24 months	Total	Change since previous quarter
Quarter ending June 2017	1,324	
Quarter ending September 2017	1,314	→
Quarter ending December 2017	1,326	→
Quarter ending March 2018	1,314	→
Quarter ending June 2018	1,350	↑
<b>Variance since June 2017</b>	<b>2.0%</b>	<b>→</b>



### ACTIVITY



Month	Adjusted Scheduled Activity (UDA)	
	2018	2019
April	-88	10
May	-60	37
June	-32	78
July	126	
August	366	
September	569	
October	827	
November	992	
December	1,112	
January	1,169	
February	1,288	
March	1,386	
April	1,535	
May	1,661	
June	1,674	

### QUALITY

	Quantity	Base Number	Contract	AT	Region	England
% of FP17s for the same patient ID Re-attending within 3 months - Children	7	190	3.7%	9.3%	11.3%	11.5%
% of FP17s for the same patient ID Re-attending within 3 months - Adults	18	208	8.7%	13.6%	14.9%	15.4%
% of FP17s for the same patient ID Re-attending between 3 & 9 months - Children	104	190	54.7%	61.2%	60.0%	58.9%
% of FP17s for the same patient ID Re-attending between 3 & 9 months - Adults	102	208	49.0%	53.1%	52.6%	51.6%
% of FP17s for Band 1 Urgent Courses	2	44	4.5%	7.5%	7.9%	8.9%
% of FP17s Relating to Free Repair or Replacements	0	44	0.0%	0.8%	0.8%	0.8%
% of FP17s Relating to Continuations	0	44	0.0%	0.9%	0.9%	0.9%
% of Patients satisfied with the dentistry they have received	0	0	N/A	93.2%	93.2%	93.2%
% of Patients satisfied with the time they had to wait for an appointment	0	0	N/A	86.5%	89.1%	88.8%

\* This is based on patients treated on this contract for their most recent course of treatment. Figures in italics indicate the base number of FP17s or Patient Questionnaire responses are less than 100. N/A is shown where the base number of responses is less than 10 during the period. % is calculated as Quantity/Base number\*100

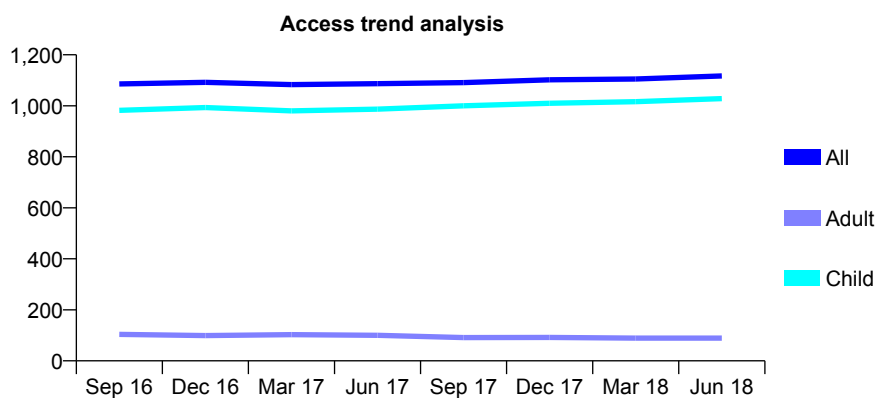
## Q59 - Vital Signs At a Glance Contract Report for 109584/0001 - June 2018

Name or company name	Mr M Hamburger & Mrs R P Sadler
Contract type name	GDS Contract
Purpose of contract	General
Contract start date	01/04/2014
Contract end date	

18/19 Contracted general activity (UDA)	2,447
Carry forward general activity (UDA)	0
18/19 Contracted orthodontic activity (UOA)	0
Carry forward orthodontic activity (UOA)	0
Baseline contract value	£74,776.87

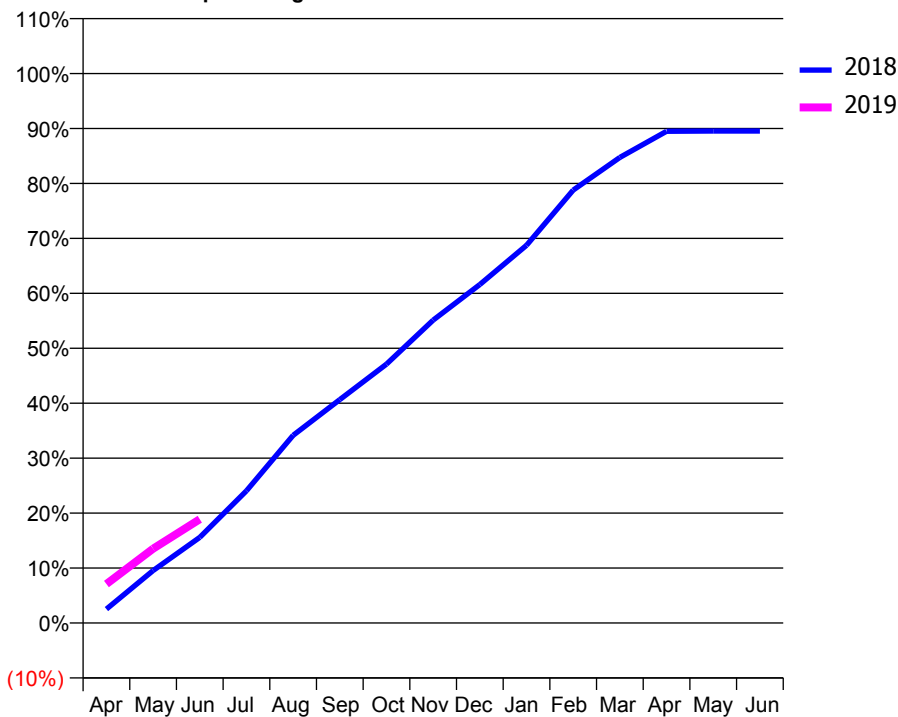
### ACCESS\*

Patients seen in 24 months	Total	Change since previous quarter
Quarter ending June 2017	1,087	
Quarter ending September 2017	1,091	→
Quarter ending December 2017	1,102	→
Quarter ending March 2018	1,105	→
Quarter ending June 2018	1,117	→
<b>Variance since June 2017</b>	<b>2.8%</b>	<b>↑</b>



### ACTIVITY

Cumulative percentage of contracted UDA delivered 2018 & 2019



Adjusted Scheduled Activity (UDA)

Month	2018	2019
April	62	174
May	234	331
June	382	462
July	589	
August	836	
September	995	
October	1,153	
November	1,349	
December	1,507	
January	1,682	
February	1,928	
March	2,073	
April	2,190	
May	2,191	
June	2,191	

### QUALITY

	Quantity	Base Number	Contract	AT	Region	England
% of FP17s for the same patient ID Re-attending within 3 months - Children	35	450	7.8%	9.3%	11.3%	11.5%
% of FP17s for the same patient ID Re-attending within 3 months - Adults	0	7	0.0%	13.6%	14.9%	15.4%
% of FP17s for the same patient ID Re-attending between 3 & 9 months - Children	297	450	66.0%	61.2%	60.0%	58.9%
% of FP17s for the same patient ID Re-attending between 3 & 9 months - Adults	7	7	100.0%	53.1%	52.6%	51.6%
% of FP17s for Band 1 Urgent Courses	25	363	6.9%	7.5%	7.9%	8.9%
% of FP17s Relating to Free Repair or Replacements	0	363	0.0%	0.8%	0.8%	0.8%
% of FP17s Relating to Continuations	0	363	0.0%	0.9%	0.9%	0.9%
% of Patients satisfied with the dentistry they have received	0	0	N/A	93.2%	93.2%	93.2%
% of Patients satisfied with the time they had to wait for an appointment	0	0	N/A	86.5%	89.1%	88.8%

\* This is based on patients treated on this contract for their most recent course of treatment. Figures in italics indicate the base number of FP17s or Patient Questionnaire responses are less than 100. N/A is shown where the base number of responses is less than 10 during the period. % is calculated as Quantity/Base number\*100

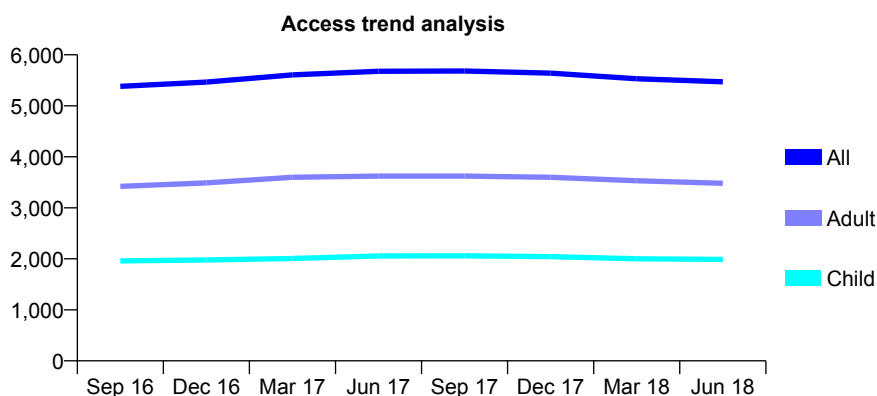
## Q59 - Vital Signs At a Glance Contract Report for 109967/0001 - June 2018

Name or company name	Mr F Kadherbhai, Mr N F Kapadia, Mr A Sa
Contract type name	GDS Contract
Purpose of contract	General
Contract start date	01/04/2011
Contract end date	

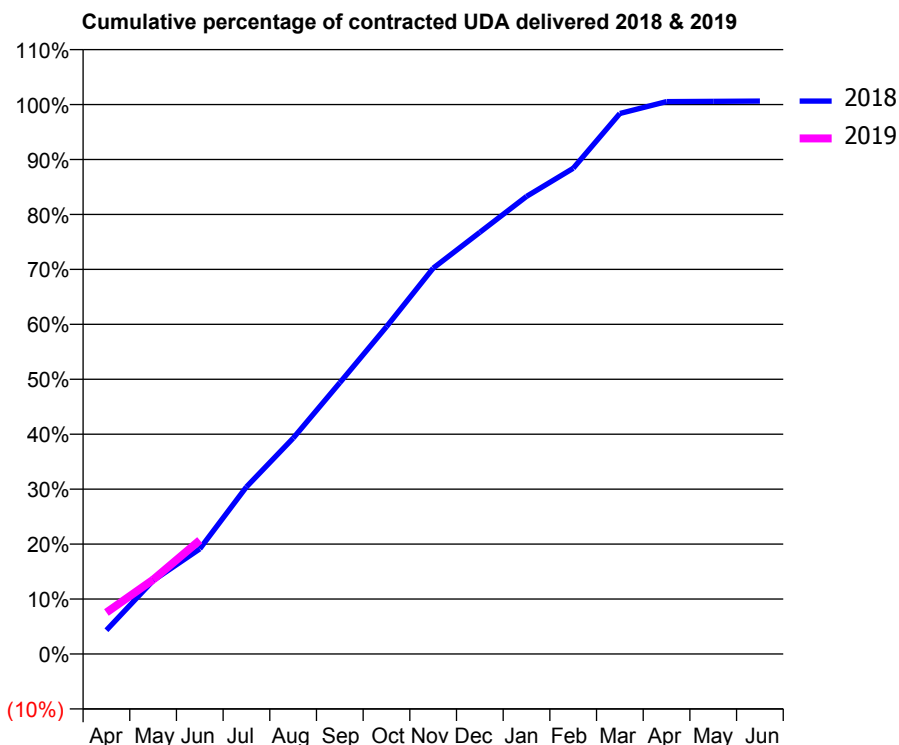
18/19 Contracted general activity (UDA)	13,147
Carry forward general activity (UDA)	0
18/19 Contracted orthodontic activity (UOA)	0
Carry forward orthodontic activity (UOA)	0
Baseline contract value	£365,288.51

### ACCESS\*

Patients seen in 24 months	Total	Change since previous quarter
Quarter ending June 2017	5,678	
Quarter ending September 2017	5,683	→
Quarter ending December 2017	5,641	→
Quarter ending March 2018	5,532	↓
Quarter ending June 2018	5,470	↓
<b>Variance since June 2017</b>	<b>(3.7%)</b>	<b>↓</b>



### ACTIVITY



Adjusted Scheduled Activity (UDA)		
Month	2018	2019
April	570	994
May	1,757	1,779
June	2,517	2,721
July	3,998	
August	5,165	
September	6,490	
October	7,830	
November	9,230	
December	10,088	
January	10,948	
February	11,622	
March	12,931	
April	13,217	
May	13,222	
June	13,229	

### QUALITY

	Quantity	Base Number	Contract	AT	Region	England
% of FP17s for the same patient ID Re-attending within 3 months - Children	29	702	4.1%	9.3%	11.3%	11.5%
% of FP17s for the same patient ID Re-attending within 3 months - Adults	92	945	9.7%	13.6%	14.9%	15.4%
% of FP17s for the same patient ID Re-attending between 3 & 9 months - Children	430	702	61.3%	61.2%	60.0%	58.9%
% of FP17s for the same patient ID Re-attending between 3 & 9 months - Adults	593	945	62.8%	53.1%	52.6%	51.6%
% of FP17s for Band 1 Urgent Courses	72	1,228	5.9%	7.5%	7.9%	8.9%
% of FP17s Relating to Free Repair or Replacements	2	1,228	0.2%	0.8%	0.8%	0.8%
% of FP17s Relating to Continuations	1	1,228	0.1%	0.9%	0.9%	0.9%
% of Patients satisfied with the dentistry they have received	2	2	N/A	93.2%	93.2%	93.2%
% of Patients satisfied with the time they had to wait for an appointment	0	2	N/A	86.5%	89.1%	88.8%

\* This is based on patients treated on this contract for their most recent course of treatment. Figures in italics indicate the base number of FP17s or Patient Questionnaire responses are less than 100. N/A is shown where the base number of responses is less than 10 during the period. % is calculated as Quantity/Base number\*100

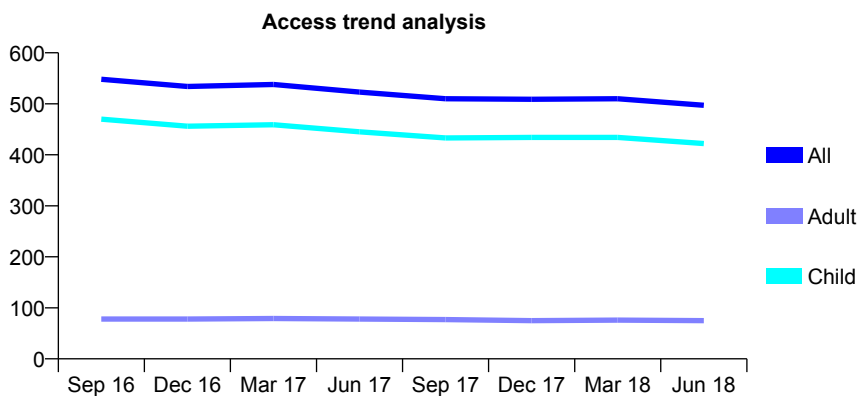
## Q59 - Vital Signs At a Glance Contract Report for 111260/0001 - June 2018

Name or company name	Mr N Appleby & Mr S Edmondson
Contract type name	GDS Contract
Purpose of contract	General
Contract start date	01/04/2006
Contract end date	

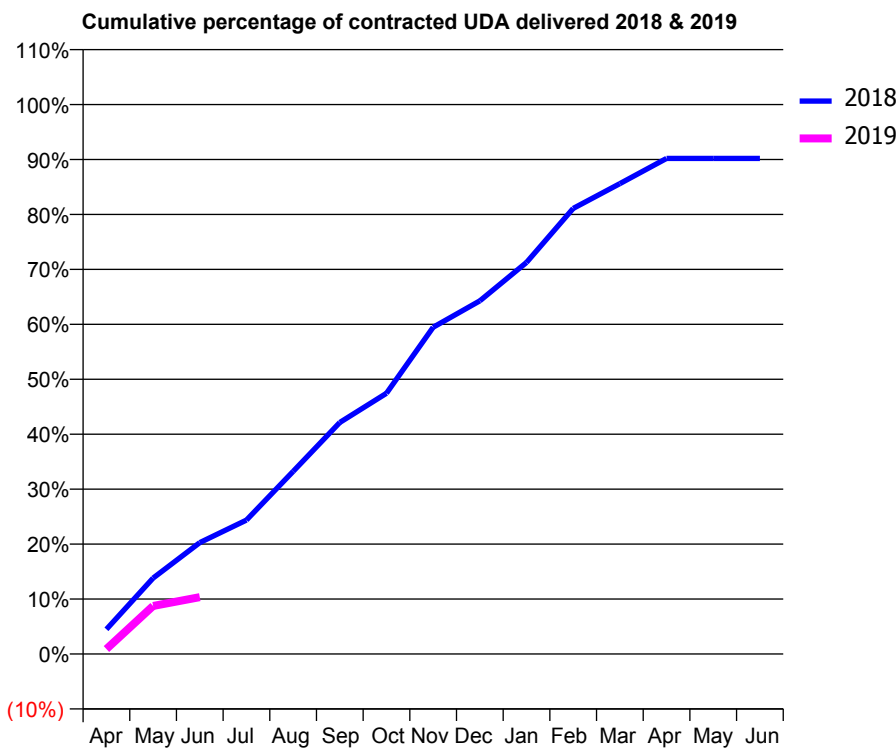
18/19 Contracted general activity (UDA)	1,000
Carry forward general activity (UDA)	0
18/19 Contracted orthodontic activity (UOA)	0
Carry forward orthodontic activity (UOA)	0
Baseline contract value	£22,296.96

### ACCESS\*

Patients seen in 24 months	Total	Change since previous quarter
Quarter ending June 2017	523	
Quarter ending September 2017	510	↓
Quarter ending December 2017	509	→
Quarter ending March 2018	510	→
Quarter ending June 2018	497	↓
<b>Variance since June 2017</b>	<b>(5.0%)</b>	<b>↓</b>



### ACTIVITY



Adjusted Scheduled Activity (UDA)		
Month	2018	2019
April	45	9
May	138	87
June	203	103
July	244	
August	332	
September	421	
October	475	
November	595	
December	643	
January	713	
February	811	
March	856	
April	902	
May	902	
June	902	

### QUALITY

	Quantity	Base Number	Contract	AT	Region	England
% of FP17s for the same patient ID Re-attending within 3 months - Children	4	117	3.4%	9.3%	11.3%	11.5%
% of FP17s for the same patient ID Re-attending within 3 months - Adults	0	0	N/A	13.6%	14.9%	15.4%
% of FP17s for the same patient ID Re-attending between 3 & 9 months - Children	85	117	72.6%	61.2%	60.0%	58.9%
% of FP17s for the same patient ID Re-attending between 3 & 9 months - Adults	0	0	N/A	53.1%	52.6%	51.6%
% of FP17s for Band 1 Urgent Courses	2	81	2.5%	7.5%	7.9%	8.9%
% of FP17s Relating to Free Repair or Replacements	0	81	0.0%	0.8%	0.8%	0.8%
% of FP17s Relating to Continuations	0	81	0.0%	0.9%	0.9%	0.9%
% of Patients satisfied with the dentistry they have received	0	0	N/A	93.2%	93.2%	93.2%
% of Patients satisfied with the time they had to wait for an appointment	0	0	N/A	86.5%	89.1%	88.8%

\* This is based on patients treated on this contract for their most recent course of treatment. Figures in italics indicate the base number of FP17s or Patient Questionnaire responses are less than 100. N/A is shown where the base number of responses is less than 10 during the period. % is calculated as Quantity/Base number\*100

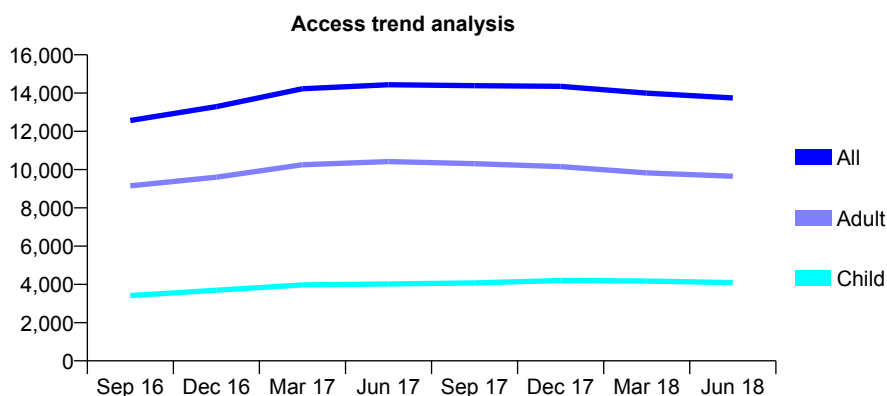
## Q59 - Vital Signs At a Glance Contract Report for 112984/0001 - June 2018

Name or company name	East Midlands Community Dental Associati
Contract type name	GDS Contract
Purpose of contract	General
Contract start date	01/12/2014
Contract end date	

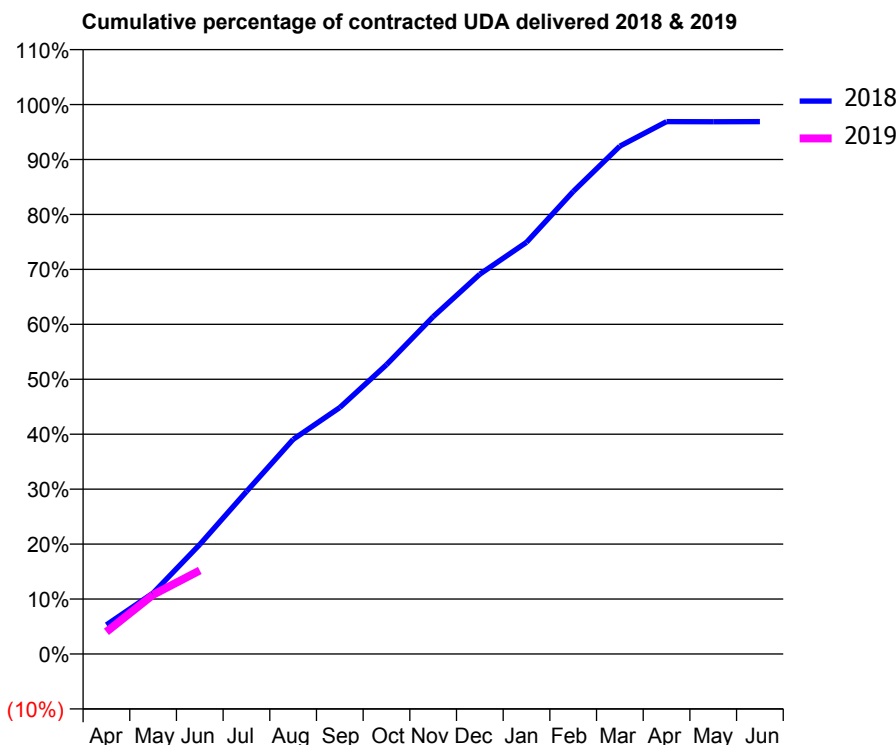
18/19 Contracted general activity (UDA)	35,000
Carry forward general activity (UDA)	0
18/19 Contracted orthodontic activity (UOA)	0
Carry forward orthodontic activity (UOA)	0
Baseline contract value	£780,299.23

### ACCESS\*

Patients seen in 24 months	Total	Change since previous quarter
Quarter ending June 2017	14,436	
Quarter ending September 2017	14,383	→
Quarter ending December 2017	14,354	→
Quarter ending March 2018	13,996	↓
Quarter ending June 2018	13,746	↓
<b>Variance since June 2017</b>	<b>(4.8%)</b>	<b>↓</b>



### ACTIVITY



Month	Adjusted Scheduled Activity (UDA)	
	2018	2019
April	1,856	1,417
May	3,883	3,773
June	6,981	5,322
July	10,345	
August	13,669	
September	15,702	
October	18,424	
November	21,481	
December	24,197	
January	26,220	
February	29,462	
March	32,348	
April	33,906	
May	33,904	
June	33,909	

### QUALITY

	Quantity	Base Number	Contract	AT	Region	England
% of FP17s for the same patient ID Re-attending within 3 months - Children	58	1,236	4.7%	9.3%	11.3%	11.5%
% of FP17s for the same patient ID Re-attending within 3 months - Adults	324	2,848	11.4%	13.6%	14.9%	15.4%
% of FP17s for the same patient ID Re-attending between 3 & 9 months - Children	828	1,236	67.0%	61.2%	60.0%	58.9%
% of FP17s for the same patient ID Re-attending between 3 & 9 months - Adults	1,644	2,848	57.7%	53.1%	52.6%	51.6%
% of FP17s for Band 1 Urgent Courses	278	3,307	8.4%	7.5%	7.9%	8.9%
% of FP17s Relating to Free Repair or Replacements	30	3,307	0.9%	0.8%	0.8%	0.8%
% of FP17s Relating to Continuations	2	3,307	0.1%	0.9%	0.9%	0.9%
% of Patients satisfied with the dentistry they have received	7	10	70.0%	93.2%	93.2%	93.2%
% of Patients satisfied with the time they had to wait for an appointment	7	10	70.0%	86.5%	89.1%	88.8%

\* This is based on patients treated on this contract for their most recent course of treatment. Figures in italics indicate the base number of FP17s or Patient Questionnaire responses are less than 100. N/A is shown where the base number of responses is less than 10 during the period. % is calculated as Quantity/Base number\*100

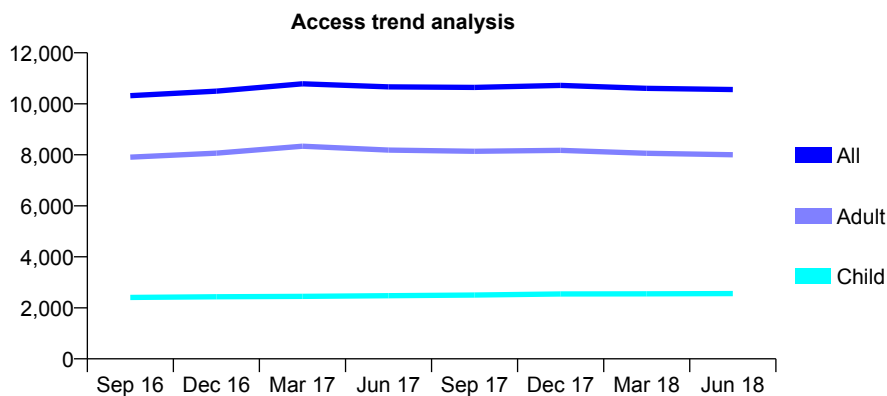
## Q59 - Vital Signs At a Glance Contract Report for 115231/0004 - June 2018

Name or company name	Charnwood Dental Limited
Contract type name	GDS Contract
Purpose of contract	General
Contract start date	01/04/2009
Contract end date	

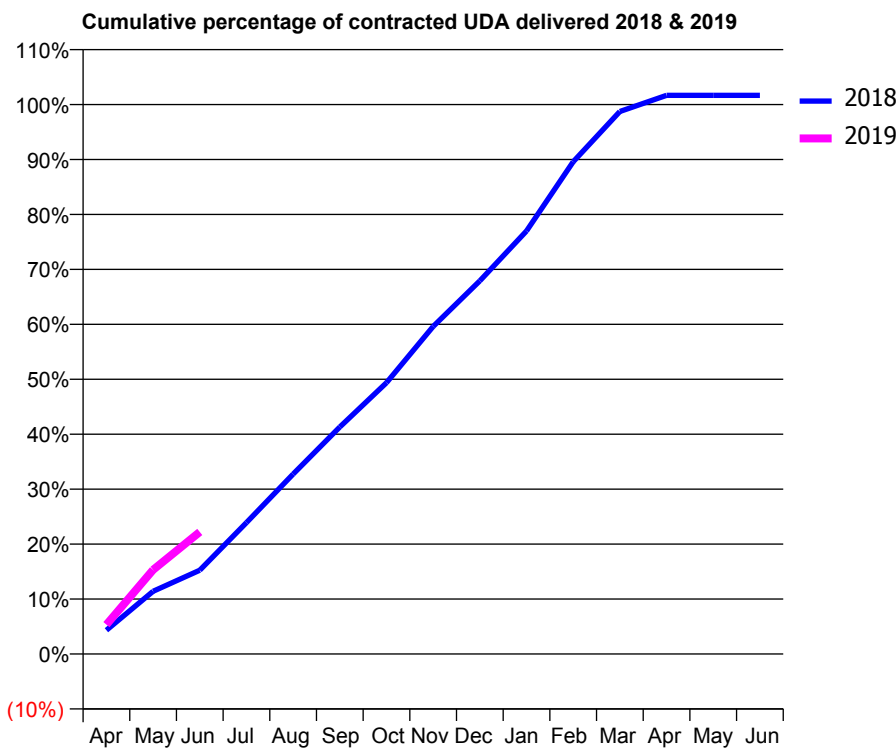
18/19 Contracted general activity (UDA)	25,029
Carry forward general activity (UDA)	0
18/19 Contracted orthodontic activity (UOA)	0
Carry forward orthodontic activity (UOA)	0
Baseline contract value	£655,946.07

### ACCESS\*

Patients seen in 24 months	Total	Change since previous quarter
Quarter ending June 2017	10,665	
Quarter ending September 2017	10,641	→
Quarter ending December 2017	10,720	→
Quarter ending March 2018	10,609	↓
Quarter ending June 2018	10,559	→
<b>Variance since June 2017</b>	<b>(1.0%)</b>	→



### ACTIVITY



Month	Adjusted Scheduled Activity (UDA)	
	2018	2019
April	1,086	1,338
May	2,857	3,837
June	3,817	5,561
July	5,985	
August	8,199	
September	10,338	
October	12,354	
November	14,923	
December	16,997	
January	19,268	
February	22,421	
March	24,711	
April	25,446	
May	25,448	
June	25,449	

### QUALITY

	Quantity	Base Number	Contract	AT	Region	England
% of FP17s for the same patient ID Re-attending within 3 months - Children	45	834	5.4%	9.3%	11.3%	11.5%
% of FP17s for the same patient ID Re-attending within 3 months - Adults	218	2,190	10.0%	13.6%	14.9%	15.4%
% of FP17s for the same patient ID Re-attending between 3 & 9 months - Children	481	834	57.7%	61.2%	60.0%	58.9%
% of FP17s for the same patient ID Re-attending between 3 & 9 months - Adults	1,143	2,190	52.2%	53.1%	52.6%	51.6%
% of FP17s for Band 1 Urgent Courses	66	2,624	2.5%	7.5%	7.9%	8.9%
% of FP17s Relating to Free Repair or Replacements	19	2,624	0.7%	0.8%	0.8%	0.8%
% of FP17s Relating to Continuations	70	2,624	2.7%	0.9%	0.9%	0.9%
% of Patients satisfied with the dentistry they have received	9	11	81.8%	93.2%	93.2%	93.2%
% of Patients satisfied with the time they had to wait for an appointment	10	11	90.9%	86.5%	89.1%	88.8%

\* This is based on patients treated on this contract for their most recent course of treatment. Figures in italics indicate the base number of FP17s or Patient Questionnaire responses are less than 100. N/A is shown where the base number of responses is less than 10 during the period. % is calculated as Quantity/Base number\*100



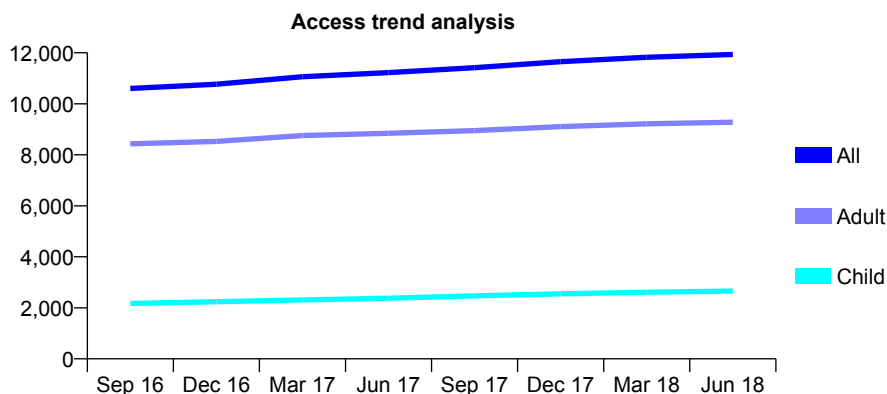
## Q59 - Vital Signs At a Glance Contract Report for 117250/0001 - June 2018

Name or company name	Hallcross Dental Practices Limited
Contract type name	GDS Contract
Purpose of contract	General
Contract start date	01/04/2008
Contract end date	

18/19 Contracted general activity (UDA)	32,315
Carry forward general activity (UDA)	0
18/19 Contracted orthodontic activity (UOA)	0
Carry forward orthodontic activity (UOA)	0
Baseline contract value	£794,482.77

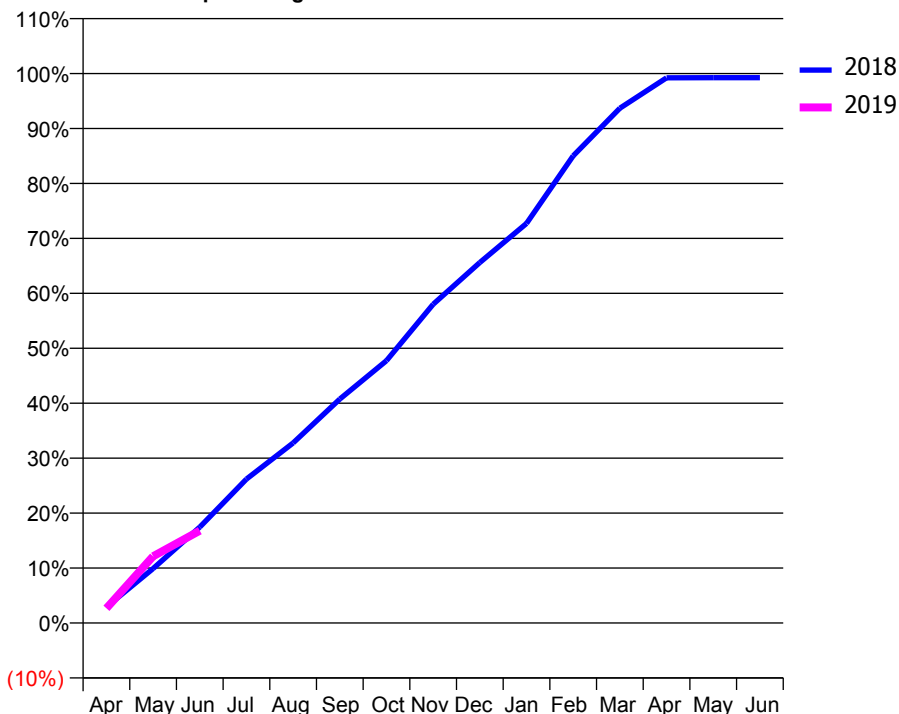
### ACCESS\*

Patients seen in 24 months	Total	Change since previous quarter
Quarter ending June 2017	11,221	
Quarter ending September 2017	11,417	→
Quarter ending December 2017	11,652	↑
Quarter ending March 2018	11,826	→
Quarter ending June 2018	11,937	→
<b>Variance since June 2017</b>	<b>6.4%</b>	<b>↑</b>



### ACTIVITY

Cumulative percentage of contracted UDA delivered 2018 & 2019



Month	Adjusted Scheduled Activity (UDA)	
	2018	2019
April	942	869
May	3,204	3,922
June	5,644	5,427
July	8,464	
August	10,589	
September	13,168	
October	15,431	
November	18,746	
December	21,204	
January	23,495	
February	27,476	
March	30,275	
April	32,064	
May	32,072	
June	32,073	

### QUALITY

	Quantity	Base Number	Contract	AT	Region	England
% of FP17s for the same patient ID Re-attending within 3 months - Children	45	796	5.7%	9.3%	11.3%	11.5%
% of FP17s for the same patient ID Re-attending within 3 months - Adults	258	2,880	9.0%	13.6%	14.9%	15.4%
% of FP17s for the same patient ID Re-attending between 3 & 9 months - Children	491	796	61.7%	61.2%	60.0%	58.9%
% of FP17s for the same patient ID Re-attending between 3 & 9 months - Adults	1,652	2,880	57.4%	53.1%	52.6%	51.6%
% of FP17s for Band 1 Urgent Courses	175	2,874	6.1%	7.5%	7.9%	8.9%
% of FP17s Relating to Free Repair or Replacements	13	2,874	0.5%	0.8%	0.8%	0.8%
% of FP17s Relating to Continuations	21	2,874	0.7%	0.9%	0.9%	0.9%
% of Patients satisfied with the dentistry they have received	13	14	92.9%	93.2%	93.2%	93.2%
% of Patients satisfied with the time they had to wait for an appointment	13	14	92.9%	86.5%	89.1%	88.8%

\* This is based on patients treated on this contract for their most recent course of treatment. Figures in italics indicate the base number of FP17s or Patient Questionnaire responses are less than 100. N/A is shown where the base number of responses is less than 10 during the period. % is calculated as Quantity/Base number\*100

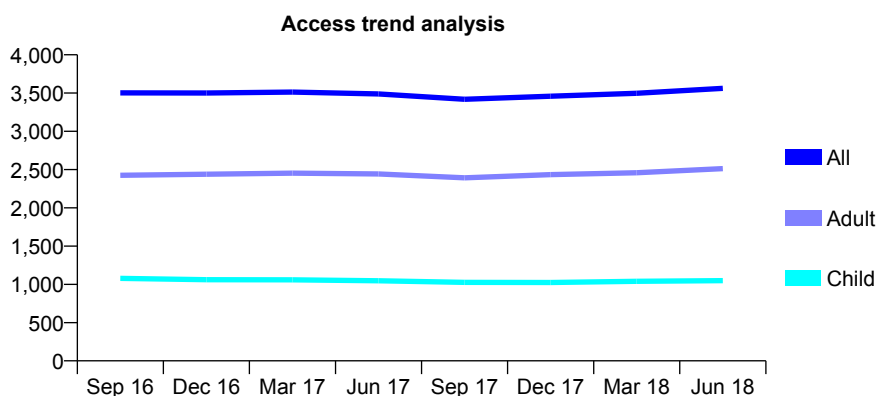
## Q59 - Vital Signs At a Glance Contract Report for 117412/0002 - June 2018

Name or company name	HS Virdee Ltd
Contract type name	GDS Contract
Purpose of contract	General and Orthodontic
Contract start date	01/11/2007
Contract end date	

18/19 Contracted general activity (UDA)	10,377
Carry forward general activity (UDA)	0
18/19 Contracted orthodontic activity (UOA)	293
Carry forward orthodontic activity (UOA)	0
Baseline contract value	£291,970.20

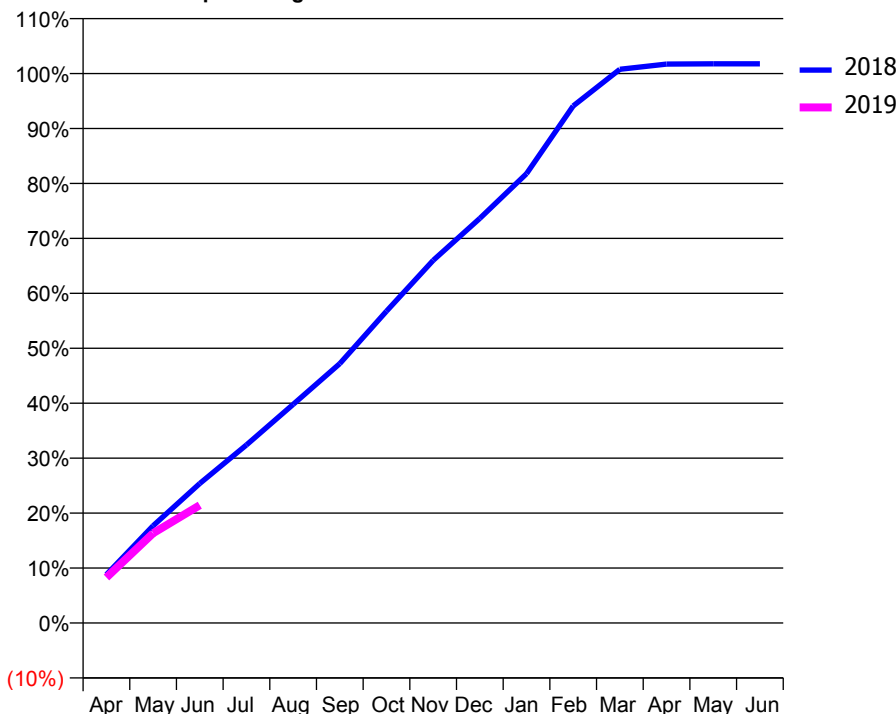
### ACCESS\*

Patients seen in 24 months	Total	Change since previous quarter
Quarter ending June 2017	3,488	
Quarter ending September 2017	3,419	↓
Quarter ending December 2017	3,458	→
Quarter ending March 2018	3,498	→
Quarter ending June 2018	3,562	→
<b>Variance since June 2017</b>	<b>2.1%</b>	<b>↑</b>



### ACTIVITY

Cumulative percentage of contracted UDA delivered 2018 & 2019



Month	Adjusted Scheduled Activity (UDA)	
	2018	2019
April	914	859
May	1,837	1,695
June	2,636	2,225
July	3,363	
August	4,128	
September	4,899	
October	5,888	
November	6,847	
December	7,642	
January	8,486	
February	9,763	
March	10,456	
April	10,556	
May	10,560	
June	10,560	

### QUALITY

	Quantity	Base Number	Contract	AT	Region	England
% of FP17s for the same patient ID Re-attending within 3 months - Children	18	395	4.6%	9.3%	11.3%	11.5%
% of FP17s for the same patient ID Re-attending within 3 months - Adults	96	783	12.3%	13.6%	14.9%	15.4%
% of FP17s for the same patient ID Re-attending between 3 & 9 months - Children	253	395	64.1%	61.2%	60.0%	58.9%
% of FP17s for the same patient ID Re-attending between 3 & 9 months - Adults	394	783	50.3%	53.1%	52.6%	51.6%
% of FP17s for Band 1 Urgent Courses	42	853	4.9%	7.5%	7.9%	8.9%
% of FP17s Relating to Free Repair or Replacements	4	853	0.5%	0.8%	0.8%	0.8%
% of FP17s Relating to Continuations	10	853	1.2%	0.9%	0.9%	0.9%
% of Patients satisfied with the dentistry they have received	5	5	N/A	93.2%	93.2%	93.2%
% of Patients satisfied with the time they had to wait for an appointment	4	5	N/A	86.5%	89.1%	88.8%

\* This is based on patients treated on this contract for their most recent course of treatment. Figures in italics indicate the base number of FP17s or Patient Questionnaire responses are less than 100. N/A is shown where the base number of responses is less than 10 during the period. % is calculated as Quantity/Base number\*100

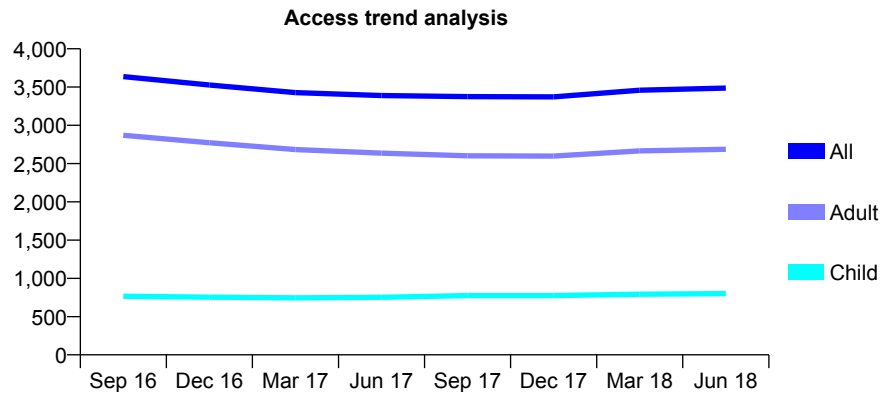
## Q59 - Vital Signs At a Glance Contract Report for 117552/0001 - June 2018

Name or company name	Mr Moroney & Ms N Whitley
Contract type name	GDS Contract
Purpose of contract	General
Contract start date	01/10/2011
Contract end date	

18/19 Contracted general activity (UDA)	15,002
Carry forward general activity (UDA)	0
18/19 Contracted orthodontic activity (UOA)	0
Carry forward orthodontic activity (UOA)	0
Baseline contract value	£425,163.24

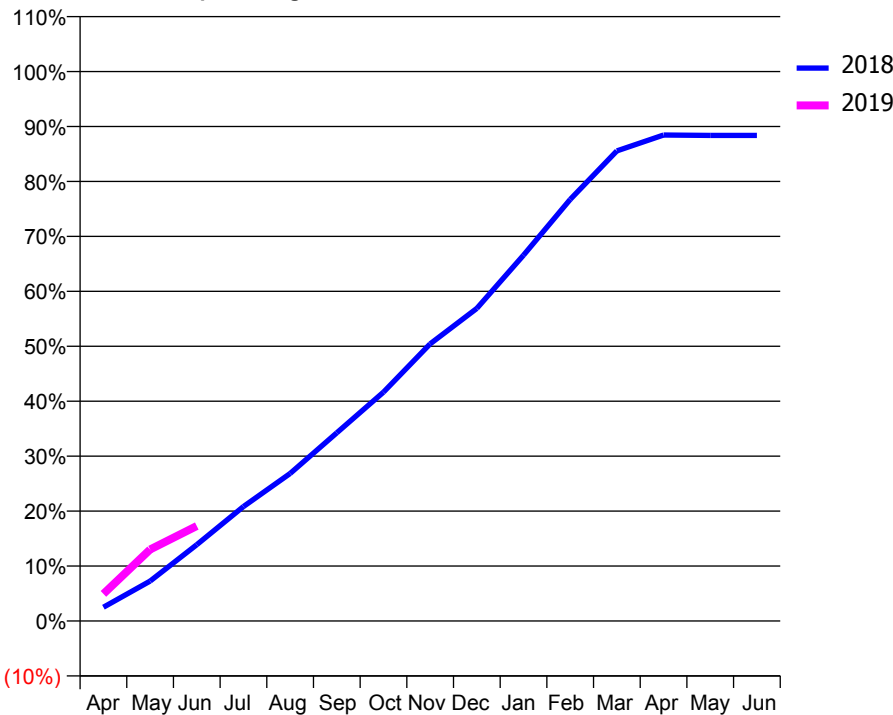
### ACCESS\*

Patients seen in 24 months	Total	Change since previous quarter
Quarter ending June 2017	3,389	
Quarter ending September 2017	3,376	→
Quarter ending December 2017	3,371	→
Quarter ending March 2018	3,458	↑
Quarter ending June 2018	3,487	→
<b>Variance since June 2017</b>	<b>2.9%</b>	<b>↑</b>



### ACTIVITY

Cumulative percentage of contracted UDA delivered 2018 & 2019



Month	Adjusted Scheduled Activity (UDA)	
	2018	2019
April	383	742
May	1,107	1,952
June	2,118	2,592
July	3,178	
August	4,093	
September	5,222	
October	6,353	
November	7,691	
December	8,675	
January	10,151	
February	11,700	
March	13,047	
April	13,486	
May	13,474	
June	13,474	

### QUALITY

	Quantity	Base Number	Contract	AT	Region	England
% of FP17s for the same patient ID Re-attending within 3 months - Children	15	248	6.0%	9.3%	11.3%	11.5%
% of FP17s for the same patient ID Re-attending within 3 months - Adults	124	863	14.4%	13.6%	14.9%	15.4%
% of FP17s for the same patient ID Re-attending between 3 & 9 months - Children	161	248	64.9%	61.2%	60.0%	58.9%
% of FP17s for the same patient ID Re-attending between 3 & 9 months - Adults	466	863	54.0%	53.1%	52.6%	51.6%
% of FP17s for Band 1 Urgent Courses	26	951	2.7%	7.5%	7.9%	8.9%
% of FP17s Relating to Free Repair or Replacements	16	951	1.7%	0.8%	0.8%	0.8%
% of FP17s Relating to Continuations	46	951	4.8%	0.9%	0.9%	0.9%
% of Patients satisfied with the dentistry they have received	4	5	N/A	93.2%	93.2%	93.2%
% of Patients satisfied with the time they had to wait for an appointment	4	5	N/A	86.5%	89.1%	88.8%

\* This is based on patients treated on this contract for their most recent course of treatment. Figures in italics indicate the base number of FP17s or Patient Questionnaire responses are less than 100. N/A is shown where the base number of responses is less than 10 during the period. % is calculated as Quantity/Base number\*100

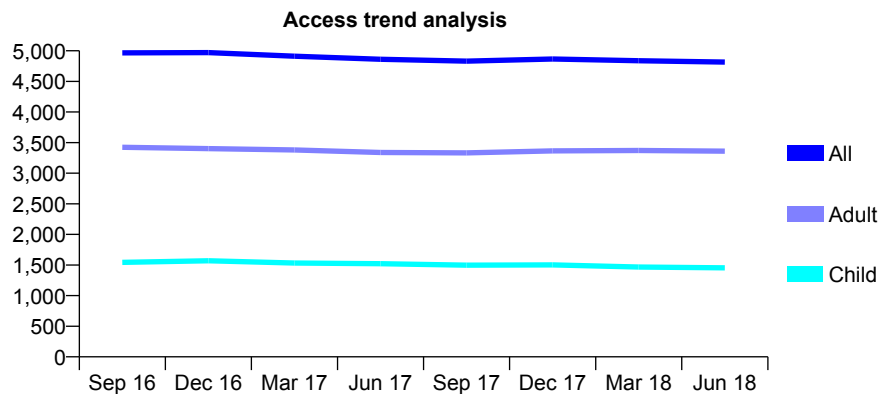
## Q59 - Vital Signs At a Glance Contract Report for 118281/0001 - June 2018

Name or company name	Dr V Hindocha
Contract type name	GDS Contract
Purpose of contract	General
Contract start date	01/01/2014
Contract end date	

18/19 Contracted general activity (UDA)	16,178
Carry forward general activity (UDA)	0
18/19 Contracted orthodontic activity (UOA)	0
Carry forward orthodontic activity (UOA)	0
Baseline contract value	£412,997.60

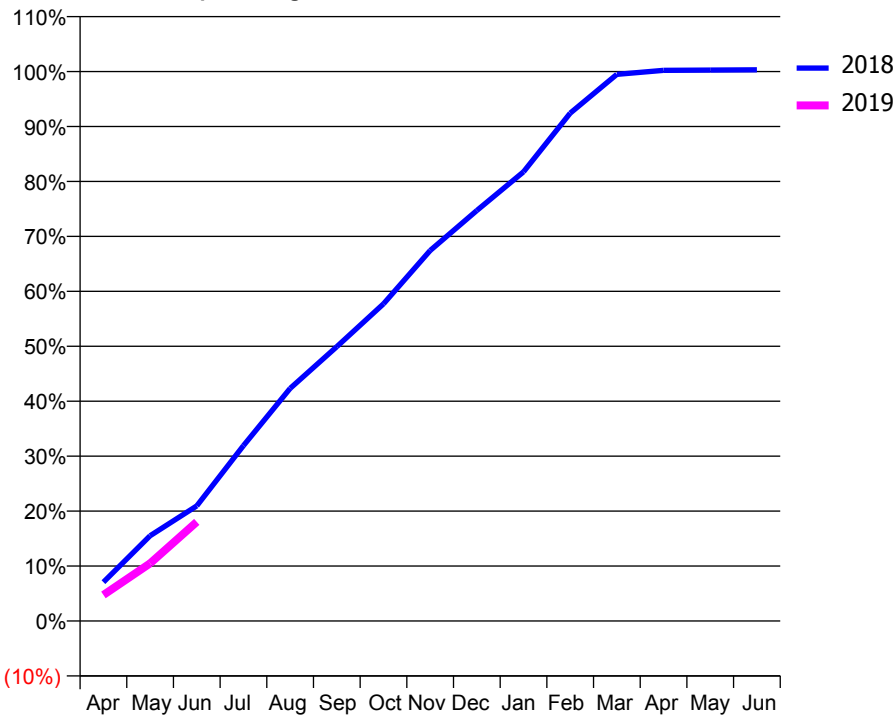
### ACCESS\*

Patients seen in 24 months	Total	Change since previous quarter
Quarter ending June 2017	4,861	
Quarter ending September 2017	4,831	→
Quarter ending December 2017	4,867	→
Quarter ending March 2018	4,838	→
Quarter ending June 2018	4,815	→
<b>Variance since June 2017</b>	<b>(0.9%)</b>	→



### ACTIVITY

Cumulative percentage of contracted UDA delivered 2018 & 2019



Month	Adjusted Scheduled Activity (UDA)	
	2018	2019
April	1,145	767
May	2,510	1,698
June	3,391	2,918
July	5,163	
August	6,848	
September	8,078	
October	9,338	
November	10,910	
December	12,086	
January	13,224	
February	14,951	
March	16,094	
April	16,210	
May	16,219	
June	16,229	

### QUALITY

	Quantity	Base Number	Contract	AT	Region	England
% of FP17s for the same patient ID Re-attending within 3 months - Children	41	573	7.2%	9.3%	11.3%	11.5%
% of FP17s for the same patient ID Re-attending within 3 months - Adults	128	1,137	11.3%	13.6%	14.9%	15.4%
% of FP17s for the same patient ID Re-attending between 3 & 9 months - Children	415	573	72.4%	61.2%	60.0%	58.9%
% of FP17s for the same patient ID Re-attending between 3 & 9 months - Adults	726	1,137	63.9%	53.1%	52.6%	51.6%
% of FP17s for Band 1 Urgent Courses	102	1,599	6.4%	7.5%	7.9%	8.9%
% of FP17s Relating to Free Repair or Replacements	11	1,599	0.7%	0.8%	0.8%	0.8%
% of FP17s Relating to Continuations	0	1,599	0.0%	0.9%	0.9%	0.9%
% of Patients satisfied with the dentistry they have received	6	7	N/A	93.2%	93.2%	93.2%
% of Patients satisfied with the time they had to wait for an appointment	7	7	N/A	86.5%	89.1%	88.8%

\* This is based on patients treated on this contract for their most recent course of treatment. Figures in italics indicate the base number of FP17s or Patient Questionnaire responses are less than 100. N/A is shown where the base number of responses is less than 10 during the period. % is calculated as Quantity/Base number\*100

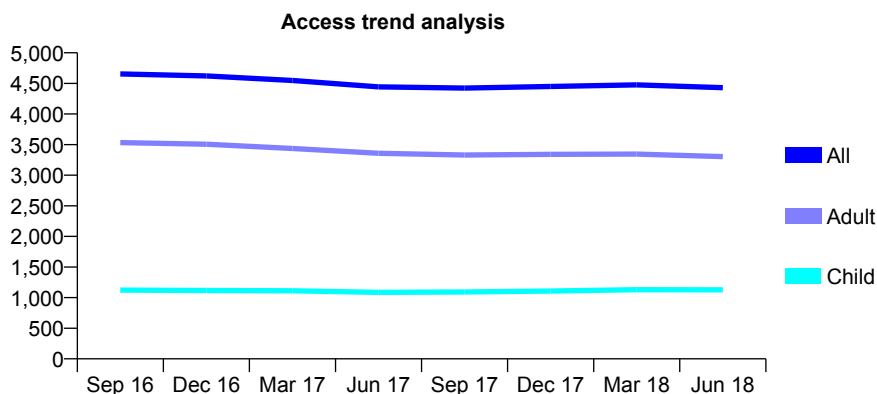
## Q59 - Vital Signs At a Glance Contract Report for 118389/0001 - June 2018

Name or company name	Ishak Practices Limited
Contract type name	GDS Contract
Purpose of contract	General
Contract start date	01/10/2007
Contract end date	

18/19 Contracted general activity (UDA)	15,000
Carry forward general activity (UDA)	0
18/19 Contracted orthodontic activity (UOA)	0
Carry forward orthodontic activity (UOA)	0
Baseline contract value	£426,048.79

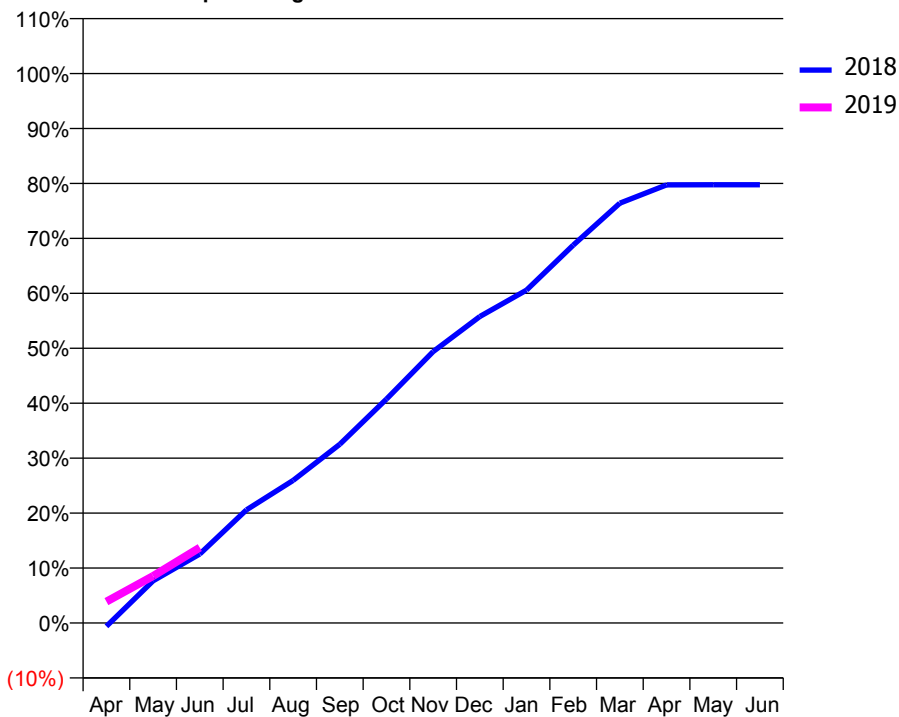
### ACCESS\*

Patients seen in 24 months	Total	Change since previous quarter
Quarter ending June 2017	4,444	
Quarter ending September 2017	4,423	→
Quarter ending December 2017	4,449	→
Quarter ending March 2018	4,475	→
Quarter ending June 2018	4,431	→
<b>Variance since June 2017</b>	<b>(0.3%)</b>	→



### ACTIVITY

Cumulative percentage of contracted UDA delivered 2018 & 2019



Month	Adjusted Scheduled Activity (UDA)	
	2018	2019
April	-93	583
May	1,151	1,285
June	1,884	2,058
July	3,088	
August	3,893	
September	4,880	
October	6,114	
November	7,411	
December	8,366	
January	9,087	
February	10,315	
March	11,462	
April	11,961	
May	11,963	
June	11,962	

### QUALITY

	Quantity	Base Number	Contract	AT	Region	England
% of FP17s for the same patient ID Re-attending within 3 months - Children	34	360	9.4%	9.3%	11.3%	11.5%
% of FP17s for the same patient ID Re-attending within 3 months - Adults	157	1,006	15.6%	13.6%	14.9%	15.4%
% of FP17s for the same patient ID Re-attending between 3 & 9 months - Children	221	360	61.4%	61.2%	60.0%	58.9%
% of FP17s for the same patient ID Re-attending between 3 & 9 months - Adults	520	1,006	51.7%	53.1%	52.6%	51.6%
% of FP17s for Band 1 Urgent Courses	121	1,146	10.6%	7.5%	7.9%	8.9%
% of FP17s Relating to Free Repair or Replacements	5	1,146	0.4%	0.8%	0.8%	0.8%
% of FP17s Relating to Continuations	4	1,146	0.3%	0.9%	0.9%	0.9%
% of Patients satisfied with the dentistry they have received	4	5	N/A	93.2%	93.2%	93.2%
% of Patients satisfied with the time they had to wait for an appointment	5	5	N/A	86.5%	89.1%	88.8%

\* This is based on patients treated on this contract for their most recent course of treatment. Figures in italics indicate the base number of FP17s or Patient Questionnaire responses are less than 100. N/A is shown where the base number of responses is less than 10 during the period. % is calculated as Quantity/Base number\*100

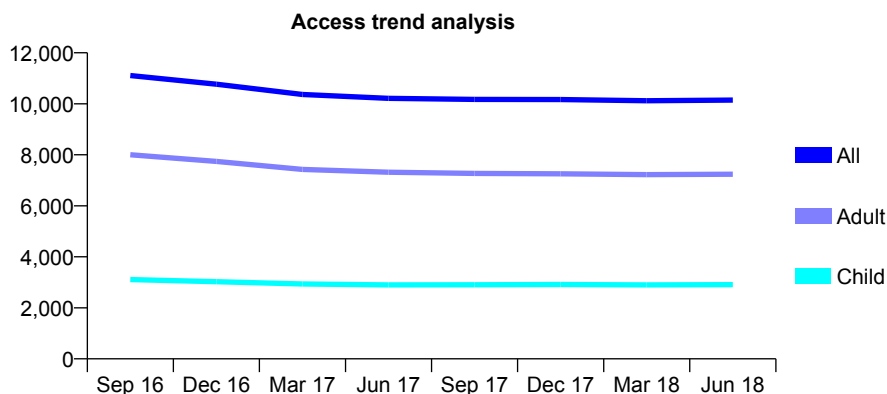
## Q59 - Vital Signs At a Glance Contract Report for 118680/0003 - June 2018

Name or company name	Mr P Sitlu & Mr I Bhyat
Contract type name	GDS Contract
Purpose of contract	General and Orthodontic
Contract start date	09/12/2008
Contract end date	

18/19 Contracted general activity (UDA)	30,774
Carry forward general activity (UDA)	0
18/19 Contracted orthodontic activity (UOA)	895
Carry forward orthodontic activity (UOA)	0
Baseline contract value	£685,068.65

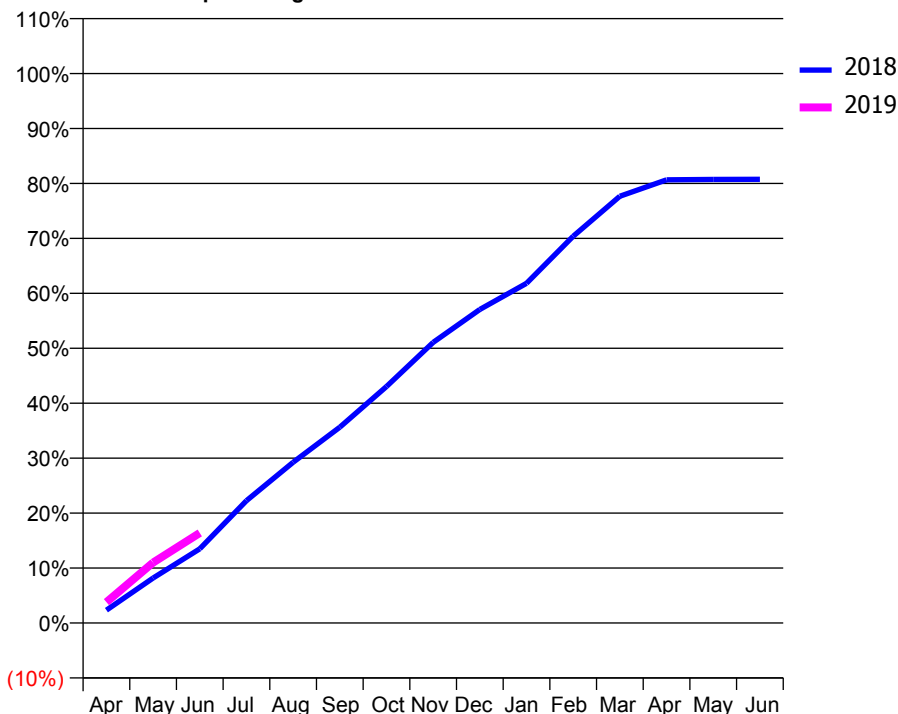
### ACCESS\*

Patients seen in 24 months	Total	Change since previous quarter
Quarter ending June 2017	10,214	
Quarter ending September 2017	10,175	→
Quarter ending December 2017	10,169	→
Quarter ending March 2018	10,119	→
Quarter ending June 2018	10,145	→
<b>Variance since June 2017</b>	<b>(0.7%)</b>	→



### ACTIVITY

Cumulative percentage of contracted UDA delivered 2018 & 2019



Adjusted Scheduled Activity (UDA)

Month	2018	2019
April	719	1,172
May	2,507	3,384
June	4,135	5,042
July	6,819	
August	8,961	
September	10,914	
October	13,178	
November	15,638	
December	17,477	
January	18,930	
February	21,557	
March	23,781	
April	24,699	
May	24,722	
June	24,730	

### QUALITY

	Quantity	Base Number	Contract	AT	Region	England
% of FP17s for the same patient ID Re-attending within 3 months - Children	99	1,132	8.7%	9.3%	11.3%	11.5%
% of FP17s for the same patient ID Re-attending within 3 months - Adults	267	2,478	10.8%	13.6%	14.9%	15.4%
% of FP17s for the same patient ID Re-attending between 3 & 9 months - Children	754	1,132	66.6%	61.2%	60.0%	58.9%
% of FP17s for the same patient ID Re-attending between 3 & 9 months - Adults	1,422	2,478	57.4%	53.1%	52.6%	51.6%
% of FP17s for Band 1 Urgent Courses	225	3,010	7.5%	7.5%	7.9%	8.9%
% of FP17s Relating to Free Repair or Replacements	24	3,010	0.8%	0.8%	0.8%	0.8%
% of FP17s Relating to Continuations	12	3,010	0.4%	0.9%	0.9%	0.9%
% of Patients satisfied with the dentistry they have received	12	13	92.3%	93.2%	93.2%	93.2%
% of Patients satisfied with the time they had to wait for an appointment	13	13	100.0%	86.5%	89.1%	88.8%

\* This is based on patients treated on this contract for their most recent course of treatment. Figures in italics indicate the base number of FP17s or Patient Questionnaire responses are less than 100. N/A is shown where the base number of responses is less than 10 during the period. % is calculated as Quantity/Base number\*100

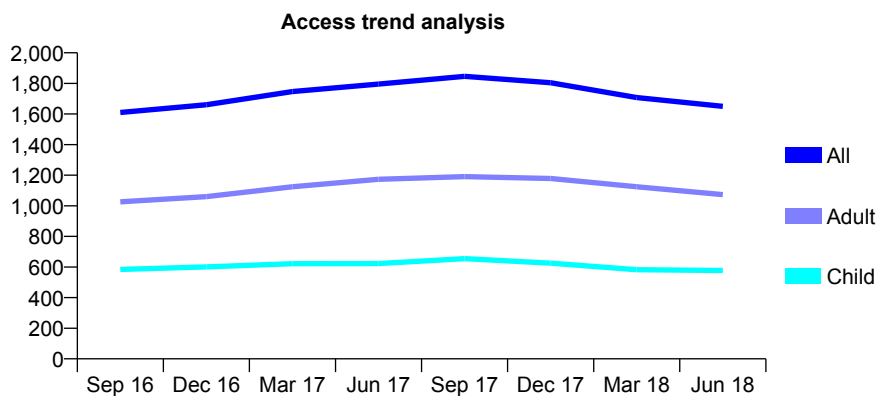
## Q59 - Vital Signs At a Glance Contract Report for 121789/0001 - June 2018

Name or company name	Mr C Lucas, Mr M Hamburger, R Ingledeu
Contract type name	GDS Contract
Purpose of contract	General and Orthodontic
Contract start date	01/04/2012
Contract end date	

18/19 Contracted general activity (UDA)	4,345
Carry forward general activity (UDA)	0
18/19 Contracted orthodontic activity (UOA)	1,361
Carry forward orthodontic activity (UOA)	0
Baseline contract value	£210,443.98

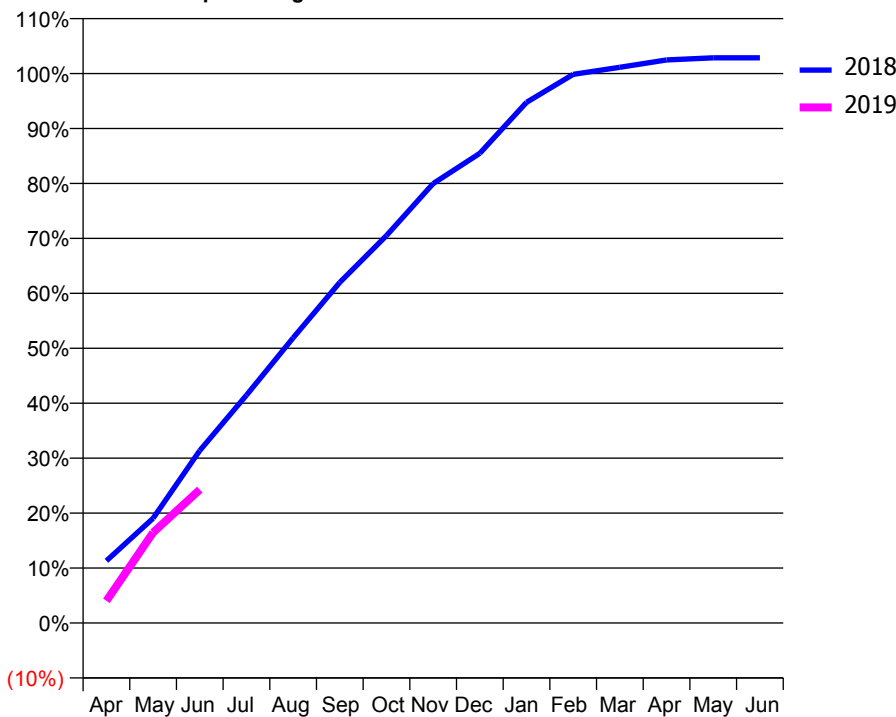
### ACCESS\*

Patients seen in 24 months	Total	Change since previous quarter
Quarter ending June 2017	1,796	
Quarter ending September 2017	1,846	↑
Quarter ending December 2017	1,804	↓
Quarter ending March 2018	1,708	↓
Quarter ending June 2018	1,650	↓
<b>Variance since June 2017</b>	<b>(8.1%)</b>	<b>↓</b>



### ACTIVITY

Cumulative percentage of contracted UDA delivered 2018 & 2019



Month	Adjusted Scheduled Activity (UDA)	
	2018	2019
April	492	175
May	828	716
June	1,363	1,055
July	1,801	
August	2,255	
September	2,693	
October	3,064	
November	3,475	
December	3,714	
January	4,117	
February	4,339	
March	4,394	
April	4,453	
May	4,469	
June	4,469	

### QUALITY

	Quantity	Base Number	Contract	AT	Region	England
% of FP17s for the same patient ID Re-attending within 3 months - Children	10	260	3.8%	9.3%	11.3%	11.5%
% of FP17s for the same patient ID Re-attending within 3 months - Adults	38	350	10.9%	13.6%	14.9%	15.4%
% of FP17s for the same patient ID Re-attending between 3 & 9 months - Children	111	260	42.7%	61.2%	60.0%	58.9%
% of FP17s for the same patient ID Re-attending between 3 & 9 months - Adults	187	350	53.4%	53.1%	52.6%	51.6%
% of FP17s for Band 1 Urgent Courses	46	552	8.3%	7.5%	7.9%	8.9%
% of FP17s Relating to Free Repair or Replacements	4	552	0.7%	0.8%	0.8%	0.8%
% of FP17s Relating to Continuations	5	552	0.9%	0.9%	0.9%	0.9%
% of Patients satisfied with the dentistry they have received	3	3	N/A	93.2%	93.2%	93.2%
% of Patients satisfied with the time they had to wait for an appointment	3	3	N/A	86.5%	89.1%	88.8%

\* This is based on patients treated on this contract for their most recent course of treatment. Figures in italics indicate the base number of FP17s or Patient Questionnaire responses are less than 100. N/A is shown where the base number of responses is less than 10 during the period. % is calculated as Quantity/Base number\*100

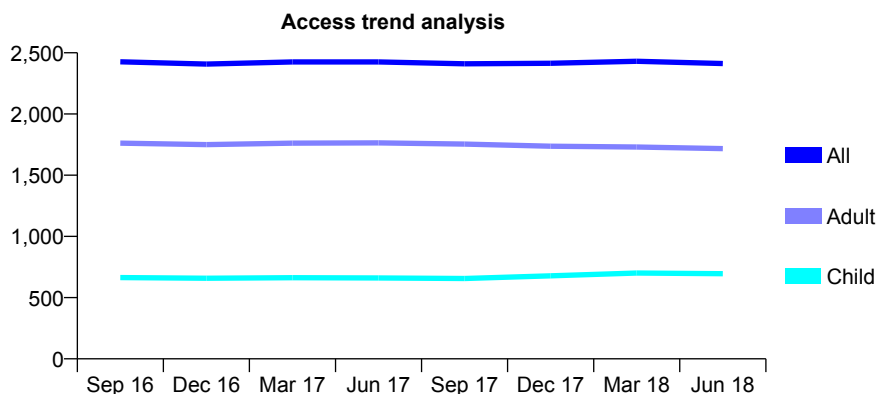
## Q59 - Vital Signs At a Glance Contract Report for 123218/0001 - June 2018

Name or company name	Dayadent Limited
Contract type name	GDS Contract
Purpose of contract	General and Orthodontic
Contract start date	01/04/2008
Contract end date	

18/19 Contracted general activity (UDA)	4,952
Carry forward general activity (UDA)	0
18/19 Contracted orthodontic activity (UOA)	1,657
Carry forward orthodontic activity (UOA)	0
Baseline contract value	£290,626.90

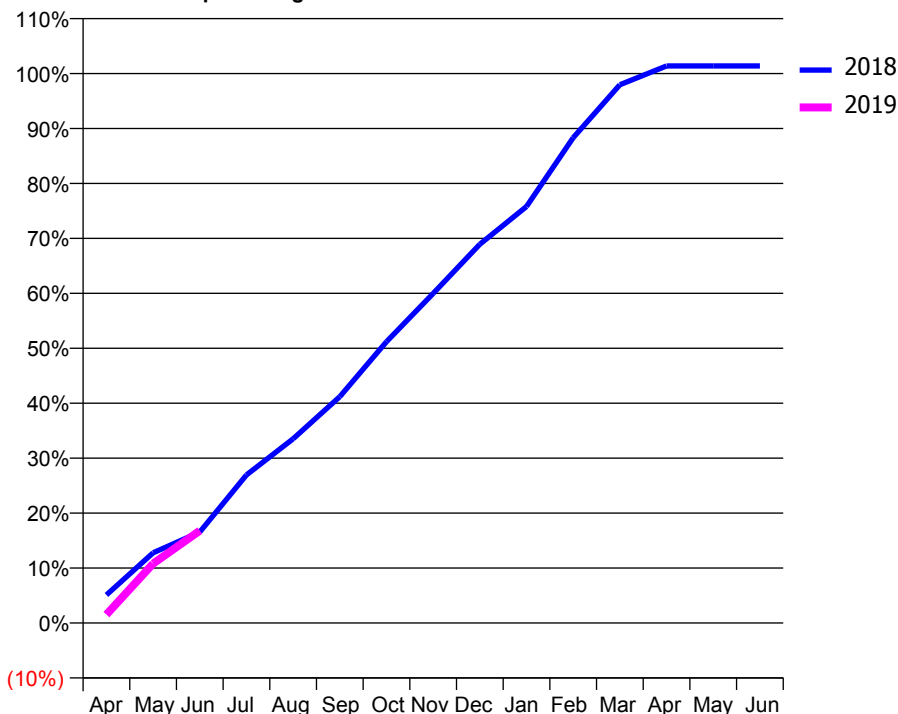
### ACCESS\*

Patients seen in 24 months	Total	Change since previous quarter
Quarter ending June 2017	2,425	
Quarter ending September 2017	2,410	→
Quarter ending December 2017	2,415	→
Quarter ending March 2018	2,431	→
Quarter ending June 2018	2,412	→
<b>Variance since June 2017</b>	<b>(0.5%)</b>	→



### ACTIVITY

Cumulative percentage of contracted UDA delivered 2018 & 2019



Adjusted Scheduled Activity (UDA)

Month	2018	2019
April	253	77
May	632	535
June	820	832
July	1,334	
August	1,660	
September	2,039	
October	2,535	
November	2,970	
December	3,414	
January	3,753	
February	4,373	
March	4,850	
April	5,021	
May	5,021	
June	5,021	

### QUALITY

	Quantity	Base Number	Contract	AT	Region	England
% of FP17s for the same patient ID Re-attending within 3 months - Children	9	279	3.2%	9.3%	11.3%	11.5%
% of FP17s for the same patient ID Re-attending within 3 months - Adults	25	453	5.5%	13.6%	14.9%	15.4%
% of FP17s for the same patient ID Re-attending between 3 & 9 months - Children	174	279	62.4%	61.2%	60.0%	58.9%
% of FP17s for the same patient ID Re-attending between 3 & 9 months - Adults	217	453	47.9%	53.1%	52.6%	51.6%
% of FP17s for Band 1 Urgent Courses	15	333	4.5%	7.5%	7.9%	8.9%
% of FP17s Relating to Free Repair or Replacements	4	333	1.2%	0.8%	0.8%	0.8%
% of FP17s Relating to Continuations	3	333	0.9%	0.9%	0.9%	0.9%
% of Patients satisfied with the dentistry they have received	3	3	N/A	93.2%	93.2%	93.2%
% of Patients satisfied with the time they had to wait for an appointment	2	3	N/A	86.5%	89.1%	88.8%

\* This is based on patients treated on this contract for their most recent course of treatment. Figures in italics indicate the base number of FP17s or Patient Questionnaire responses are less than 100. N/A is shown where the base number of responses is less than 10 during the period. % is calculated as Quantity/Base number\*100



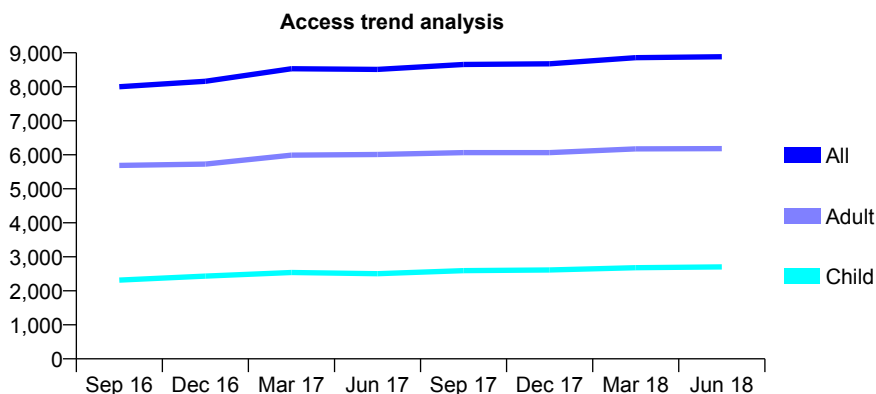
## Q59 - Vital Signs At a Glance Contract Report for 124346/0001 - June 2018

Name or company name	Saffron Lane Dental Ltd
Contract type name	GDS Contract
Purpose of contract	General
Contract start date	01/06/2013
Contract end date	

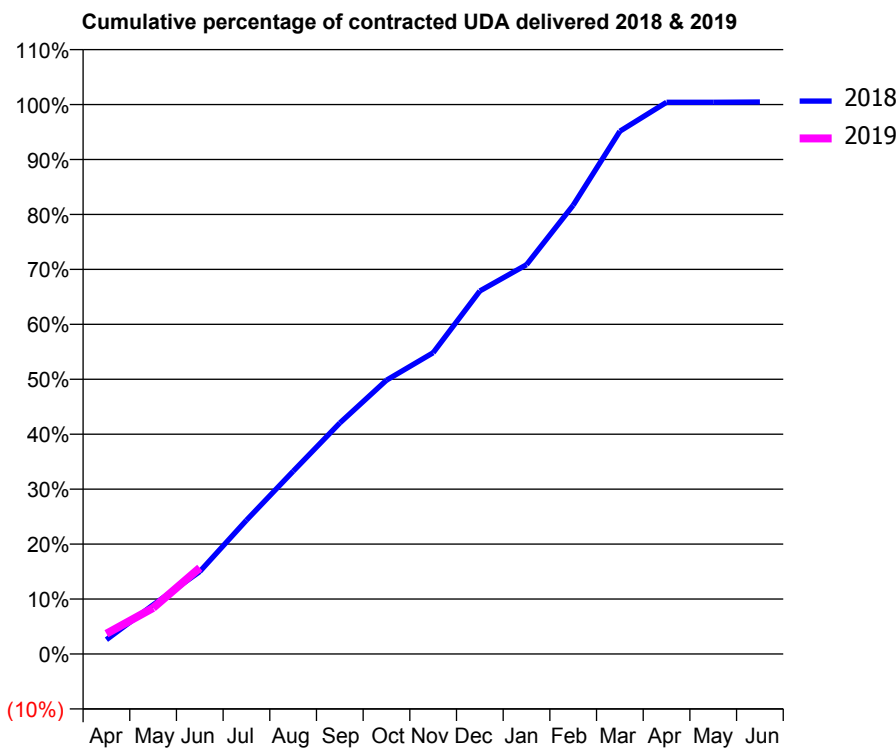
18/19 Contracted general activity (UDA)	26,153
Carry forward general activity (UDA)	0
18/19 Contracted orthodontic activity (UOA)	0
Carry forward orthodontic activity (UOA)	0
Baseline contract value	£565,020.30

### ACCESS\*

Patients seen in 24 months	Total	Change since previous quarter
Quarter ending June 2017	8,513	
Quarter ending September 2017	8,656	→
Quarter ending December 2017	8,676	→
Quarter ending March 2018	8,855	↑
Quarter ending June 2018	8,884	→
<b>Variance since June 2017</b>	<b>4.4%</b>	<b>↑</b>



### ACTIVITY



Month	Adjusted Scheduled Activity (UDA)	
	2018	2019
April	684	970
May	2,336	2,191
June	3,928	4,101
July	6,371	
August	8,701	
September	10,995	
October	13,033	
November	14,338	
December	17,276	
January	18,532	
February	21,360	
March	24,879	
April	26,261	
May	26,259	
June	26,270	

### QUALITY

	Quantity	Base Number	Contract	AT	Region	England
% of FP17s for the same patient ID Re-attending within 3 months - Children	78	991	7.9%	9.3%	11.3%	11.5%
% of FP17s for the same patient ID Re-attending within 3 months - Adults	343	1,786	19.2%	13.6%	14.9%	15.4%
% of FP17s for the same patient ID Re-attending between 3 & 9 months - Children	606	991	61.2%	61.2%	60.0%	58.9%
% of FP17s for the same patient ID Re-attending between 3 & 9 months - Adults	910	1,786	51.0%	53.1%	52.6%	51.6%
% of FP17s for Band 1 Urgent Courses	256	2,087	12.3%	7.5%	7.9%	8.9%
% of FP17s Relating to Free Repair or Replacements	35	2,087	1.7%	0.8%	0.8%	0.8%
% of FP17s Relating to Continuations	31	2,087	1.5%	0.9%	0.9%	0.9%
% of Patients satisfied with the dentistry they have received	6	6	N/A	93.2%	93.2%	93.2%
% of Patients satisfied with the time they had to wait for an appointment	5	6	N/A	86.5%	89.1%	88.8%

\* This is based on patients treated on this contract for their most recent course of treatment. Figures in italics indicate the base number of FP17s or Patient Questionnaire responses are less than 100. N/A is shown where the base number of responses is less than 10 during the period. % is calculated as Quantity/Base number\*100

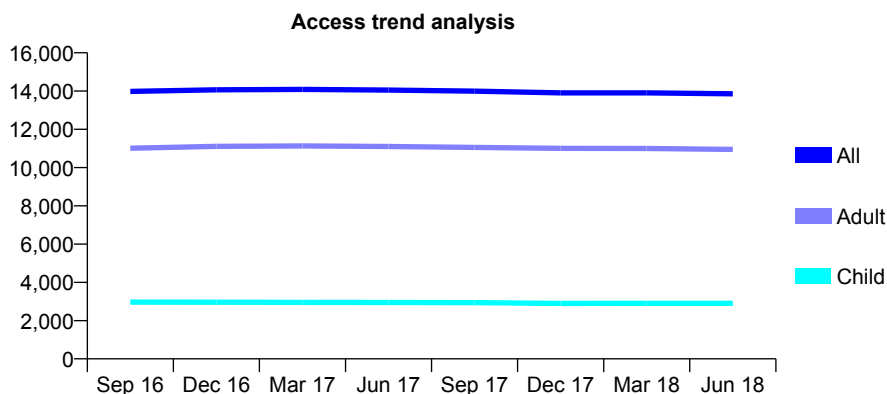
## Q59 - Vital Signs At a Glance Contract Report for 126071/0001 - June 2018

Name or company name	Wilson, Edwards & Sanghi
Contract type name	GDS Contract
Purpose of contract	General and Orthodontic
Contract start date	01/04/2006
Contract end date	

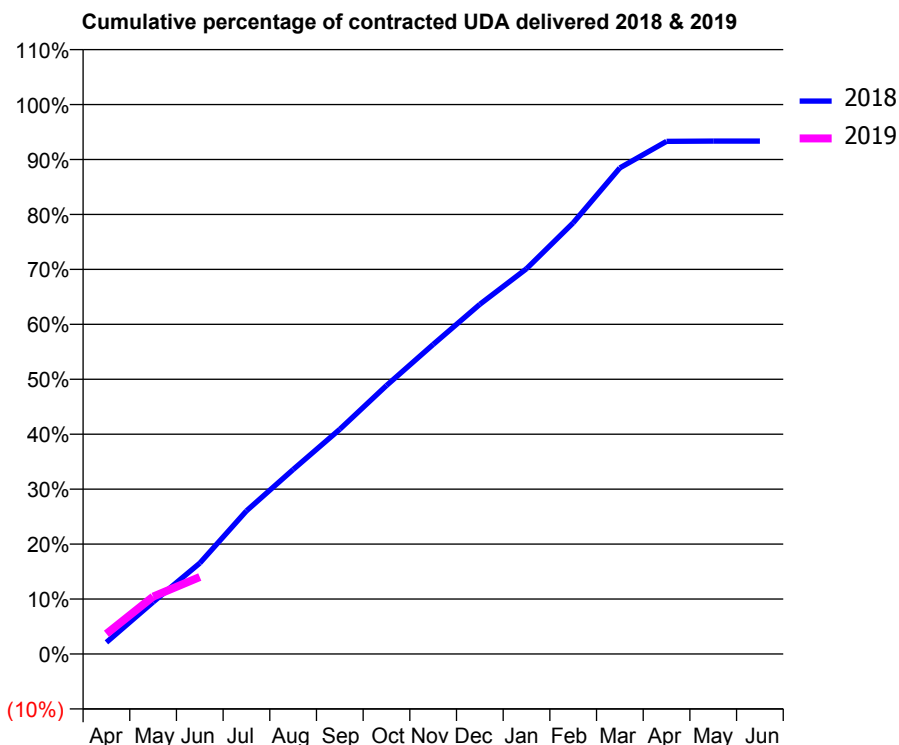
18/19 Contracted general activity (UDA)	37,524
Carry forward general activity (UDA)	0
18/19 Contracted orthodontic activity (UOA)	1,318
Carry forward orthodontic activity (UOA)	0
Baseline contract value	£976,083.48

### ACCESS\*

Patients seen in 24 months	Total	Change since previous quarter
Quarter ending June 2017	14,049	
Quarter ending September 2017	13,993	→
Quarter ending December 2017	13,907	→
Quarter ending March 2018	13,903	→
Quarter ending June 2018	13,856	→
<b>Variance since June 2017</b>	<b>(1.4%)</b>	<b>↓</b>



### ACTIVITY



Month	Adjusted Scheduled Activity (UDA)	
	2018	2019
April	799	1,383
May	3,550	3,921
June	6,201	5,262
July	9,777	
August	12,597	
September	15,351	
October	18,333	
November	21,138	
December	23,879	
January	26,310	
February	29,447	
March	33,200	
April	35,010	
May	35,026	
June	35,027	

### QUALITY

	Quantity	Base Number	Contract	AT	Region	England
% of FP17s for the same patient ID Re-attending within 3 months - Children	77	937	8.2%	9.3%	11.3%	11.5%
% of FP17s for the same patient ID Re-attending within 3 months - Adults	365	3,192	11.4%	13.6%	14.9%	15.4%
% of FP17s for the same patient ID Re-attending between 3 & 9 months - Children	541	937	57.7%	61.2%	60.0%	58.9%
% of FP17s for the same patient ID Re-attending between 3 & 9 months - Adults	1,668	3,192	52.3%	53.1%	52.6%	51.6%
% of FP17s for Band 1 Urgent Courses	199	3,141	6.3%	7.5%	7.9%	8.9%
% of FP17s Relating to Free Repair or Replacements	27	3,141	0.9%	0.8%	0.8%	0.8%
% of FP17s Relating to Continuations	18	3,141	0.6%	0.9%	0.9%	0.9%
% of Patients satisfied with the dentistry they have received	12	13	92.3%	93.2%	93.2%	93.2%
% of Patients satisfied with the time they had to wait for an appointment	12	13	92.3%	86.5%	89.1%	88.8%

\* This is based on patients treated on this contract for their most recent course of treatment. Figures in italics indicate the base number of FP17s or Patient Questionnaire responses are less than 100. N/A is shown where the base number of responses is less than 10 during the period. % is calculated as Quantity/Base number\*100

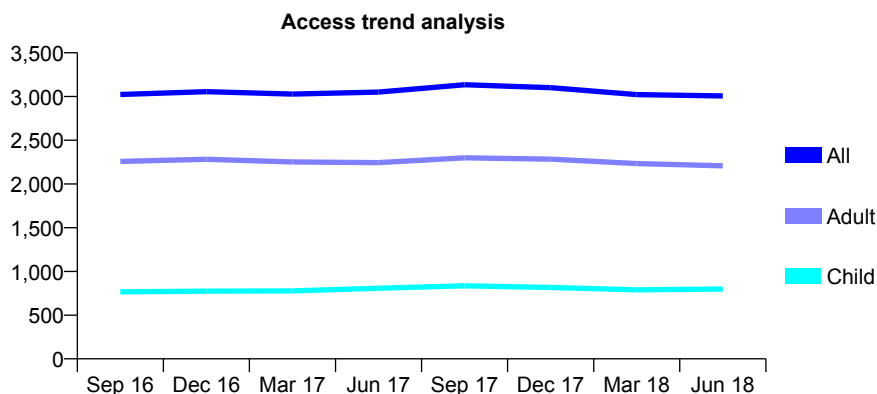
## Q59 - Vital Signs At a Glance Contract Report for 126810/0001 - June 2018

Name or company name	Mr B Moroney & Ms N Whitley
Contract type name	GDS Contract
Purpose of contract	General
Contract start date	01/07/2010
Contract end date	

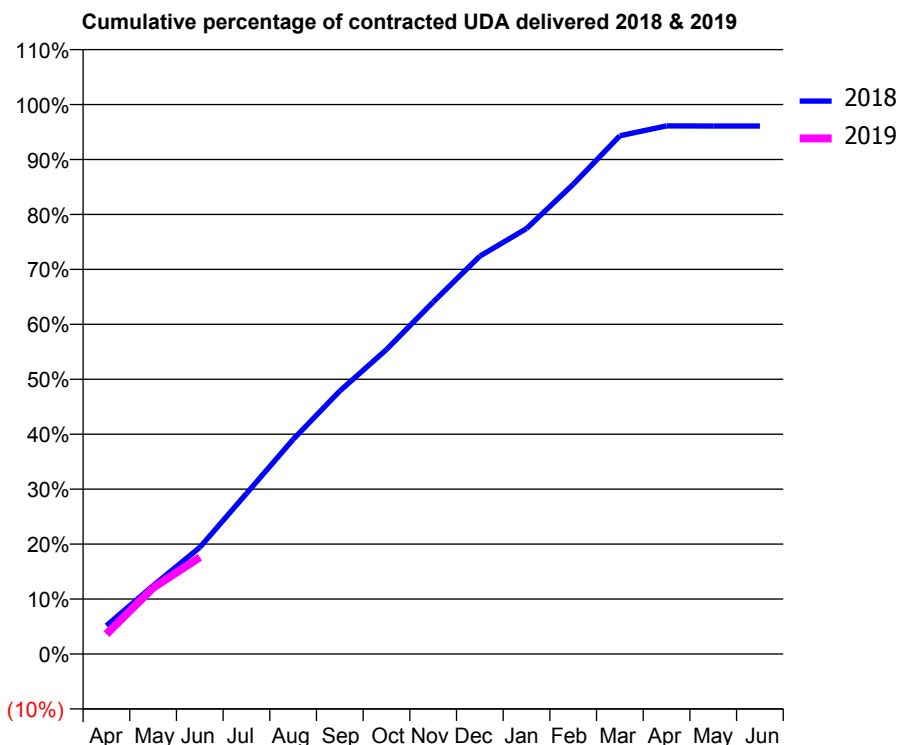
18/19 Contracted general activity (UDA)	8,976
Carry forward general activity (UDA)	0
18/19 Contracted orthodontic activity (UOA)	0
Carry forward orthodontic activity (UOA)	0
Baseline contract value	£282,428.28

### ACCESS\*

Patients seen in 24 months	Total	Change since previous quarter
Quarter ending June 2017	3,051	
Quarter ending September 2017	3,134	↑
Quarter ending December 2017	3,101	↓
Quarter ending March 2018	3,022	↓
Quarter ending June 2018	3,007	→
<b>Variance since June 2017</b>	<b>(1.4%)</b>	<b>↓</b>



### ACTIVITY



Month	Adjusted Scheduled Activity (UDA)	
	2018	2019
April	462	325
May	1,116	1,082
June	1,741	1,580
July	2,621	
August	3,506	
September	4,296	
October	4,974	
November	5,749	
December	6,499	
January	6,950	
February	7,673	
March	8,467	
April	8,626	
May	8,625	
June	8,625	

### QUALITY

	Quantity	Base Number	Contract	AT	Region	England
% of FP17s for the same patient ID Re-attending within 3 months - Children	12	251	4.8%	9.3%	11.3%	11.5%
% of FP17s for the same patient ID Re-attending within 3 months - Adults	72	575	12.5%	13.6%	14.9%	15.4%
% of FP17s for the same patient ID Re-attending between 3 & 9 months - Children	128	251	51.0%	61.2%	60.0%	58.9%
% of FP17s for the same patient ID Re-attending between 3 & 9 months - Adults	266	575	46.3%	53.1%	52.6%	51.6%
% of FP17s for Band 1 Urgent Courses	54	754	7.2%	7.5%	7.9%	8.9%
% of FP17s Relating to Free Repair or Replacements	2	754	0.3%	0.8%	0.8%	0.8%
% of FP17s Relating to Continuations	10	754	1.3%	0.9%	0.9%	0.9%
% of Patients satisfied with the dentistry they have received	3	3	N/A	93.2%	93.2%	93.2%
% of Patients satisfied with the time they had to wait for an appointment	3	3	N/A	86.5%	89.1%	88.8%

\* This is based on patients treated on this contract for their most recent course of treatment. Figures in italics indicate the base number of FP17s or Patient Questionnaire responses are less than 100. N/A is shown where the base number of responses is less than 10 during the period. % is calculated as Quantity/Base number\*100

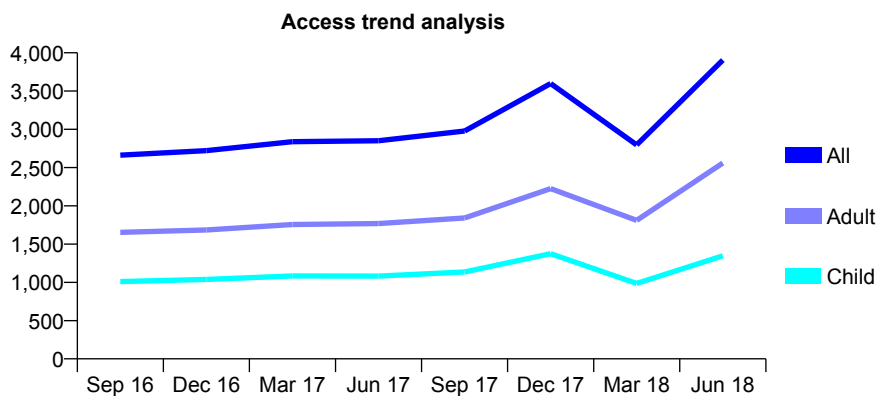
## Q59 - Vital Signs At a Glance Contract Report for 127078/0001 - June 2018

Name or company name	The Whitehouse Surgery Ltd
Contract type name	GDS Contract
Purpose of contract	General
Contract start date	02/02/2009
Contract end date	

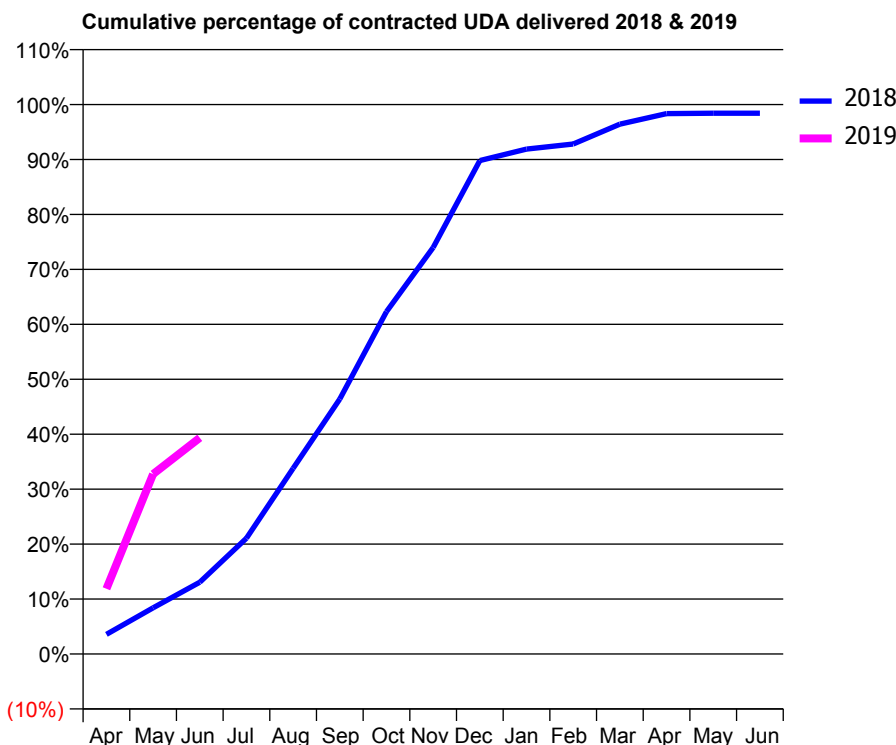
18/19 Contracted general activity (UDA)	7,884
Carry forward general activity (UDA)	0
18/19 Contracted orthodontic activity (UOA)	0
Carry forward orthodontic activity (UOA)	0
Baseline contract value	£195,729.94

### ACCESS\*

Patients seen in 24 months	Total	Change since previous quarter
Quarter ending June 2017	2,850	
Quarter ending September 2017	2,977	↑
Quarter ending December 2017	3,599	↑
Quarter ending March 2018	2,796	↓
Quarter ending June 2018	3,905	↑
<b>Variance since June 2017</b>	<b>37.0%</b>	<b>↑</b>



### ACTIVITY



Adjusted Scheduled Activity (UDA)		
Month	2018	2019
April	282	937
May	663	2,582
June	1,030	3,101
July	1,661	
August	2,664	
September	3,660	
October	4,913	
November	5,832	
December	7,080	
January	7,245	
February	7,317	
March	7,601	
April	7,754	
May	7,759	
June	7,760	

### QUALITY

	Quantity	Base Number	Contract	AT	Region	England
% of FP17s for the same patient ID Re-attending within 3 months - Children	4	623	0.6%	9.3%	11.3%	11.5%
% of FP17s for the same patient ID Re-attending within 3 months - Adults	38	1,101	3.5%	13.6%	14.9%	15.4%
% of FP17s for the same patient ID Re-attending between 3 & 9 months - Children	192	623	30.8%	61.2%	60.0%	58.9%
% of FP17s for the same patient ID Re-attending between 3 & 9 months - Adults	268	1,101	24.3%	53.1%	52.6%	51.6%
% of FP17s for Band 1 Urgent Courses	82	1,525	5.4%	7.5%	7.9%	8.9%
% of FP17s Relating to Free Repair or Replacements	1	1,525	0.1%	0.8%	0.8%	0.8%
% of FP17s Relating to Continuations	1	1,525	0.1%	0.9%	0.9%	0.9%
% of Patients satisfied with the dentistry they have received	0	0	N/A	93.2%	93.2%	93.2%
% of Patients satisfied with the time they had to wait for an appointment	0	0	N/A	86.5%	89.1%	88.8%

\* This is based on patients treated on this contract for their most recent course of treatment. Figures in italics indicate the base number of FP17s or Patient Questionnaire responses are less than 100. N/A is shown where the base number of responses is less than 10 during the period. % is calculated as Quantity/Base number\*100

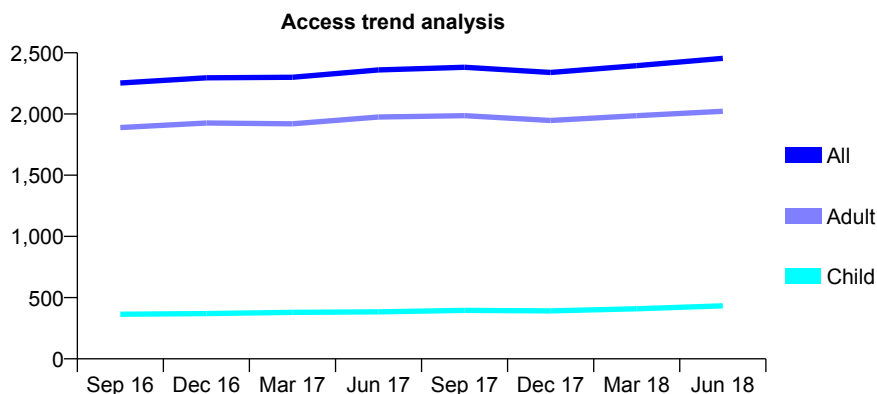
## Q59 - Vital Signs At a Glance Contract Report for 129194/0001 - June 2018

Name or company name	Mr N Anand
Contract type name	GDS Contract
Purpose of contract	General
Contract start date	01/08/2013
Contract end date	

18/19 Contracted general activity (UDA)	6,759
Carry forward general activity (UDA)	0
18/19 Contracted orthodontic activity (UOA)	0
Carry forward orthodontic activity (UOA)	0
Baseline contract value	£177,578.82

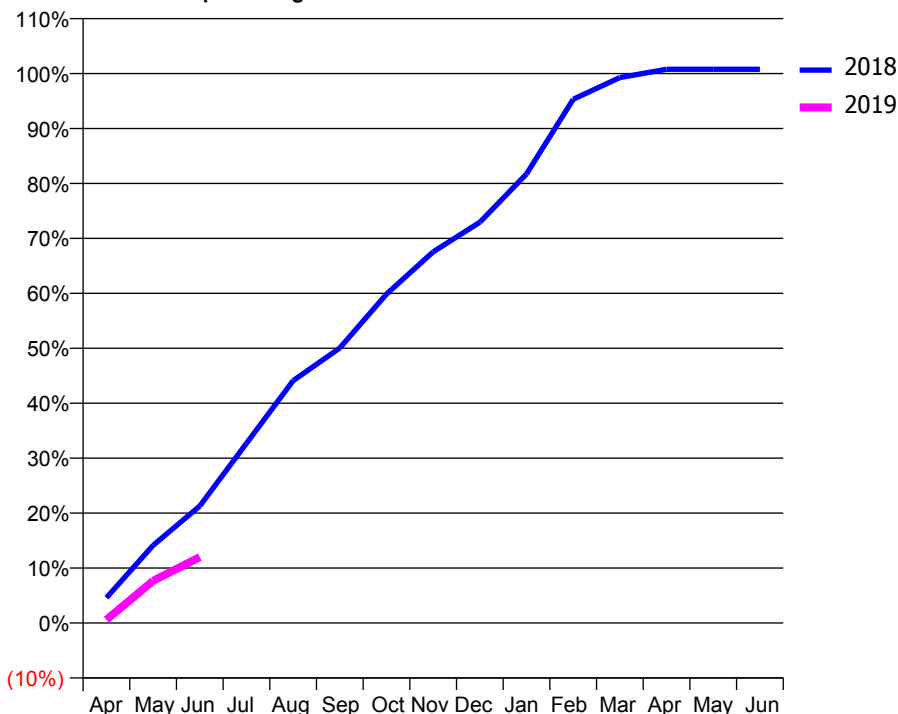
### ACCESS\*

Patients seen in 24 months	Total	Change since previous quarter
Quarter ending June 2017	2,360	
Quarter ending September 2017	2,382	→
Quarter ending December 2017	2,339	↓
Quarter ending March 2018	2,395	↑
Quarter ending June 2018	2,455	↑
<b>Variance since June 2017</b>	<b>4.0%</b>	<b>↑</b>



### ACTIVITY

Cumulative percentage of contracted UDA delivered 2018 & 2019



Adjusted Scheduled Activity (UDA)

Month	2018	2019
April	251	40
May	771	518
June	1,163	811
July	1,785	
August	2,408	
September	2,732	
October	3,267	
November	3,688	
December	3,982	
January	4,461	
February	5,203	
March	5,419	
April	5,501	
May	5,501	
June	5,501	

### QUALITY

	Quantity	Base Number	Contract	AT	Region	England
% of FP17s for the same patient ID Re-attending within 3 months - Children	6	134	4.5%	9.3%	11.3%	11.5%
% of FP17s for the same patient ID Re-attending within 3 months - Adults	23	400	5.8%	13.6%	14.9%	15.4%
% of FP17s for the same patient ID Re-attending between 3 & 9 months - Children	88	134	65.7%	61.2%	60.0%	58.9%
% of FP17s for the same patient ID Re-attending between 3 & 9 months - Adults	182	400	45.5%	53.1%	52.6%	51.6%
% of FP17s for Band 1 Urgent Courses	4	499	0.8%	7.5%	7.9%	8.9%
% of FP17s Relating to Free Repair or Replacements	7	499	1.4%	0.8%	0.8%	0.8%
% of FP17s Relating to Continuations	5	499	1.0%	0.9%	0.9%	0.9%
% of Patients satisfied with the dentistry they have received	5	6	N/A	93.2%	93.2%	93.2%
% of Patients satisfied with the time they had to wait for an appointment	5	6	N/A	86.5%	89.1%	88.8%

\* This is based on patients treated on this contract for their most recent course of treatment. Figures in italics indicate the base number of FP17s or Patient Questionnaire responses are less than 100. N/A is shown where the base number of responses is less than 10 during the period. % is calculated as Quantity/Base number\*100

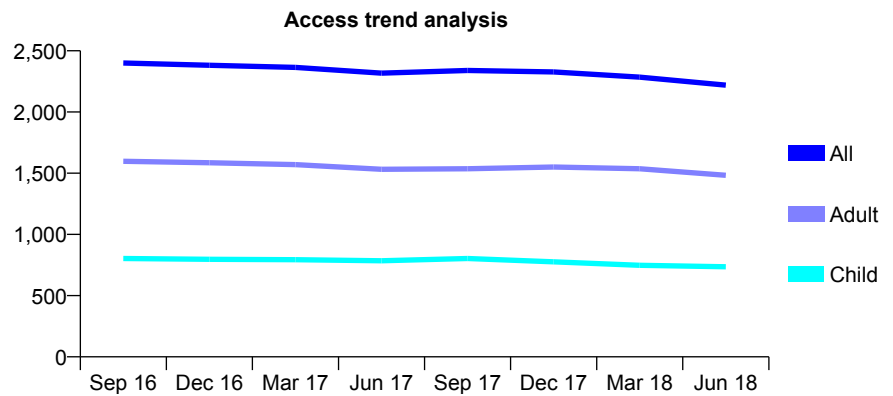
## Q59 - Vital Signs At a Glance Contract Report for 129976/0001 - June 2018

Name or company name	Gorse Covert Dental Practice Ltd
Contract type name	GDS Contract
Purpose of contract	General
Contract start date	01/04/2010
Contract end date	

18/19 Contracted general activity (UDA)	3,225
Carry forward general activity (UDA)	0
18/19 Contracted orthodontic activity (UOA)	0
Carry forward orthodontic activity (UOA)	0
Baseline contract value	£83,734.55

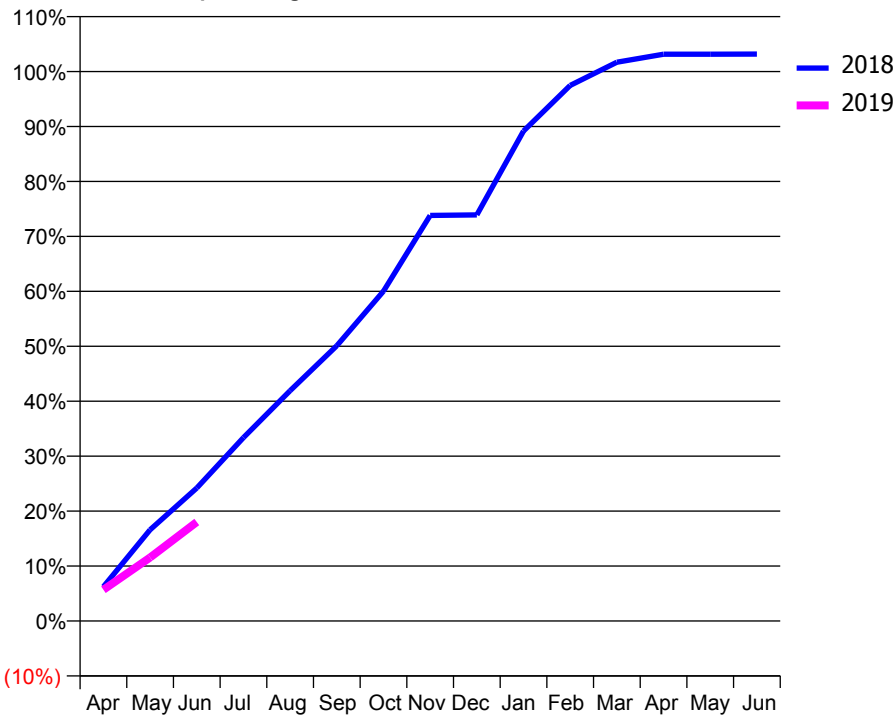
### ACCESS\*

Patients seen in 24 months	Total	Change since previous quarter
Quarter ending June 2017	2,317	
Quarter ending September 2017	2,339	→
Quarter ending December 2017	2,327	→
Quarter ending March 2018	2,285	↓
Quarter ending June 2018	2,219	↓
<b>Variance since June 2017</b>	<b>(4.2%)</b>	<b>↓</b>



### ACTIVITY

Cumulative percentage of contracted UDA delivered 2018 & 2019



Adjusted Scheduled Activity (UDA)		
Month	2018	2019
April	201	184
May	536	373
June	780	581
July	1,076	
August	1,352	
September	1,616	
October	1,936	
November	2,380	
December	2,383	
January	2,875	
February	3,144	
March	3,280	
April	3,327	
May	3,327	
June	3,328	

### QUALITY

	Quantity	Base Number	Contract	AT	Region	England
% of FP17s for the same patient ID Re-attending within 3 months - Children	6	272	2.2%	9.3%	11.3%	11.5%
% of FP17s for the same patient ID Re-attending within 3 months - Adults	39	455	8.6%	13.6%	14.9%	15.4%
% of FP17s for the same patient ID Re-attending between 3 & 9 months - Children	194	272	71.3%	61.2%	60.0%	58.9%
% of FP17s for the same patient ID Re-attending between 3 & 9 months - Adults	309	455	67.9%	53.1%	52.6%	51.6%
% of FP17s for Band 1 Urgent Courses	14	385	3.6%	7.5%	7.9%	8.9%
% of FP17s Relating to Free Repair or Replacements	2	385	0.5%	0.8%	0.8%	0.8%
% of FP17s Relating to Continuations	0	385	0.0%	0.9%	0.9%	0.9%
% of Patients satisfied with the dentistry they have received	0	0	N/A	93.2%	93.2%	93.2%
% of Patients satisfied with the time they had to wait for an appointment	0	0	N/A	86.5%	89.1%	88.8%

\* This is based on patients treated on this contract for their most recent course of treatment. Figures in italics indicate the base number of FP17s or Patient Questionnaire responses are less than 100. N/A is shown where the base number of responses is less than 10 during the period. % is calculated as Quantity/Base number\*100

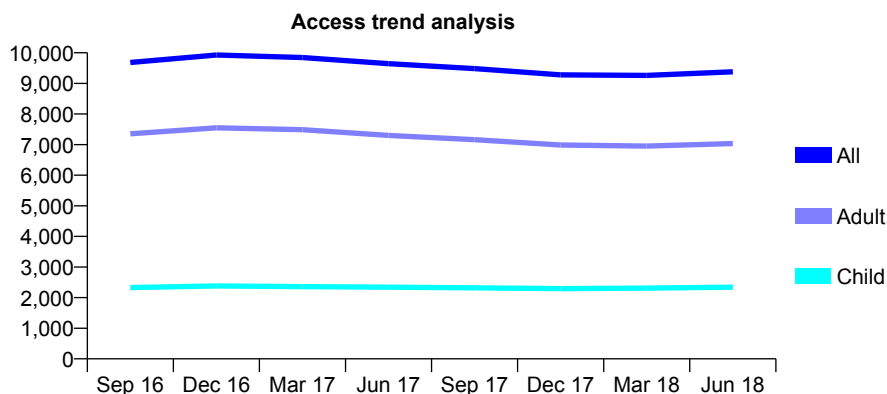
## Q59 - Vital Signs At a Glance Contract Report for 131911/0001 - June 2018

Name or company name	Carholme Dental Limited
Contract type name	GDS Contract
Purpose of contract	General
Contract start date	01/02/2014
Contract end date	

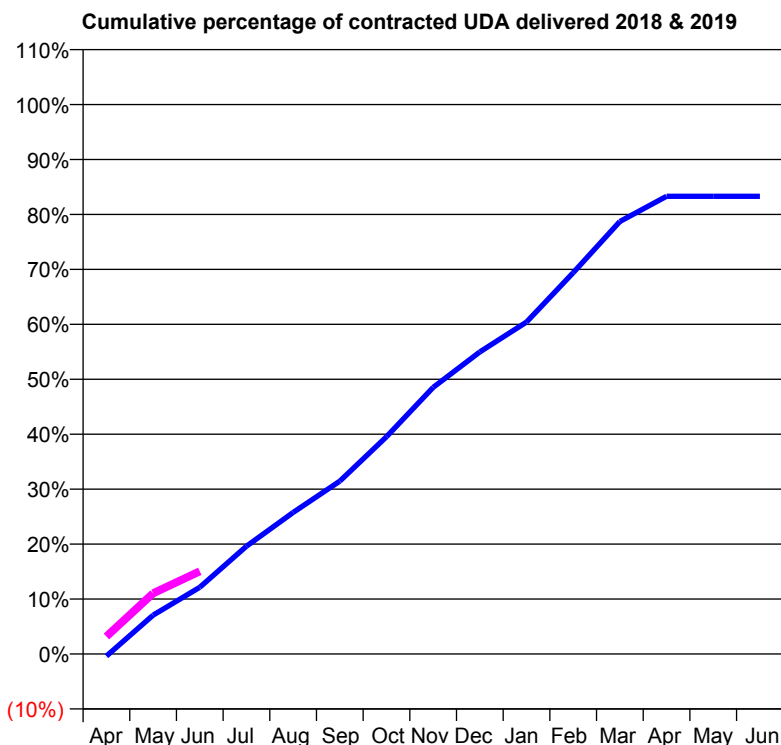
18/19 Contracted general activity (UDA)	29,731
Carry forward general activity (UDA)	0
18/19 Contracted orthodontic activity (UOA)	0
Carry forward orthodontic activity (UOA)	0
Baseline contract value	£662,830.67

### ACCESS\*

Patients seen in 24 months	Total	Change since previous quarter
Quarter ending June 2017	9,643	
Quarter ending September 2017	9,482	↓
Quarter ending December 2017	9,279	↓
Quarter ending March 2018	9,262	→
Quarter ending June 2018	9,381	→
<b>Variance since June 2017</b>	<b>(2.7%)</b>	<b>↓</b>



### ACTIVITY



Month	Adjusted Scheduled Activity (UDA)	
	2018	2019
April	-118	948
May	2,103	3,287
June	3,612	4,474
July	5,831	
August	7,658	
September	9,357	
October	11,759	
November	14,426	
December	16,348	
January	17,963	
February	20,629	
March	23,404	
April	24,762	
May	24,768	
June	24,768	

### QUALITY

	Quantity	Base Number	Contract	AT	Region	England
% of FP17s for the same patient ID Re-attending within 3 months - Children	47	800	5.9%	9.3%	11.3%	11.5%
% of FP17s for the same patient ID Re-attending within 3 months - Adults	284	2,179	13.0%	13.6%	14.9%	15.4%
% of FP17s for the same patient ID Re-attending between 3 & 9 months - Children	452	800	56.5%	61.2%	60.0%	58.9%
% of FP17s for the same patient ID Re-attending between 3 & 9 months - Adults	1,139	2,179	52.3%	53.1%	52.6%	51.6%
% of FP17s for Band 1 Urgent Courses	167	2,424	6.9%	7.5%	7.9%	8.9%
% of FP17s Relating to Free Repair or Replacements	18	2,424	0.7%	0.8%	0.8%	0.8%
% of FP17s Relating to Continuations	15	2,424	0.6%	0.9%	0.9%	0.9%
% of Patients satisfied with the dentistry they have received	15	15	100.0%	93.2%	93.2%	93.2%
% of Patients satisfied with the time they had to wait for an appointment	12	15	80.0%	86.5%	89.1%	88.8%

\* This is based on patients treated on this contract for their most recent course of treatment. Figures in italics indicate the base number of FP17s or Patient Questionnaire responses are less than 100. N/A is shown where the base number of responses is less than 10 during the period. % is calculated as Quantity/Base number\*100

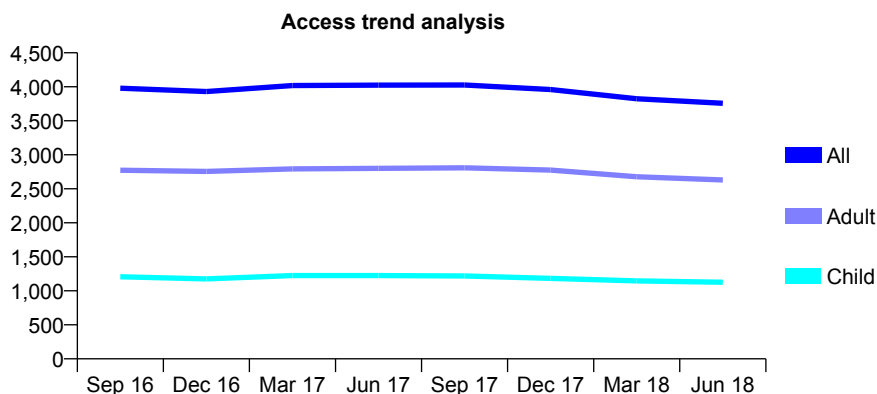
## Q59 - Vital Signs At a Glance Contract Report for 134120/0001 - June 2018

Name or company name	Doncaster Road Dental Practice Ltd
Contract type name	GDS Contract
Purpose of contract	General
Contract start date	04/09/2009
Contract end date	

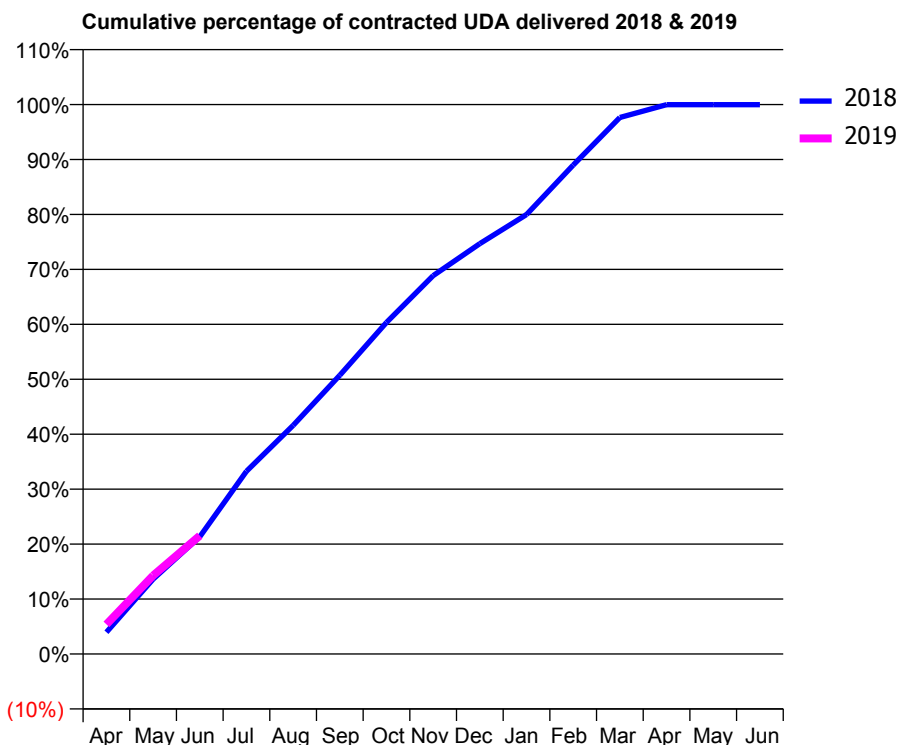
18/19 Contracted general activity (UDA)	13,458
Carry forward general activity (UDA)	0
18/19 Contracted orthodontic activity (UOA)	0
Carry forward orthodontic activity (UOA)	0
Baseline contract value	£305,943.70

### ACCESS\*

Patients seen in 24 months	Total	Change since previous quarter
Quarter ending June 2017	4,025	
Quarter ending September 2017	4,027	→
Quarter ending December 2017	3,959	↓
Quarter ending March 2018	3,824	↓
Quarter ending June 2018	3,757	↓
<b>Variance since June 2017</b>	<b>(6.7%)</b>	<b>↓</b>



### ACTIVITY



Month	Adjusted Scheduled Activity (UDA)	
	2018	2019
April	535	725
May	1,833	1,921
June	2,872	2,897
July	4,476	
August	5,599	
September	6,827	
October	8,120	
November	9,266	
December	10,052	
January	10,762	
February	11,975	
March	13,139	
April	13,455	
May	13,455	
June	13,455	

### QUALITY

	Quantity	Base Number	Contract	AT	Region	England
% of FP17s for the same patient ID Re-attending within 3 months - Children	26	425	6.1%	9.3%	11.3%	11.5%
% of FP17s for the same patient ID Re-attending within 3 months - Adults	131	860	15.2%	13.6%	14.9%	15.4%
% of FP17s for the same patient ID Re-attending between 3 & 9 months - Children	297	425	69.9%	61.2%	60.0%	58.9%
% of FP17s for the same patient ID Re-attending between 3 & 9 months - Adults	522	860	60.7%	53.1%	52.6%	51.6%
% of FP17s for Band 1 Urgent Courses	102	1,171	8.7%	7.5%	7.9%	8.9%
% of FP17s Relating to Free Repair or Replacements	1	1,171	0.1%	0.8%	0.8%	0.8%
% of FP17s Relating to Continuations	0	1,171	0.0%	0.9%	0.9%	0.9%
% of Patients satisfied with the dentistry they have received	7	7	N/A	93.2%	93.2%	93.2%
% of Patients satisfied with the time they had to wait for an appointment	7	7	N/A	86.5%	89.1%	88.8%

\* This is based on patients treated on this contract for their most recent course of treatment. Figures in italics indicate the base number of FP17s or Patient Questionnaire responses are less than 100. N/A is shown where the base number of responses is less than 10 during the period. % is calculated as Quantity/Base number\*100



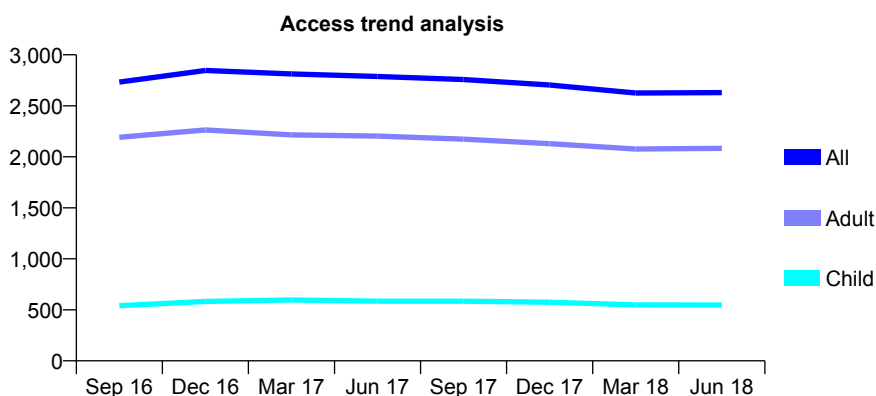
## Q59 - Vital Signs At a Glance Contract Report for 136131/0001 - June 2018

Name or company name	Uppingham & Upperton Dental Practice Ltd
Contract type name	GDS Contract
Purpose of contract	General
Contract start date	07/09/2009
Contract end date	

18/19 Contracted general activity (UDA)	6,638
Carry forward general activity (UDA)	0
18/19 Contracted orthodontic activity (UOA)	0
Carry forward orthodontic activity (UOA)	0
Baseline contract value	£172,614.93

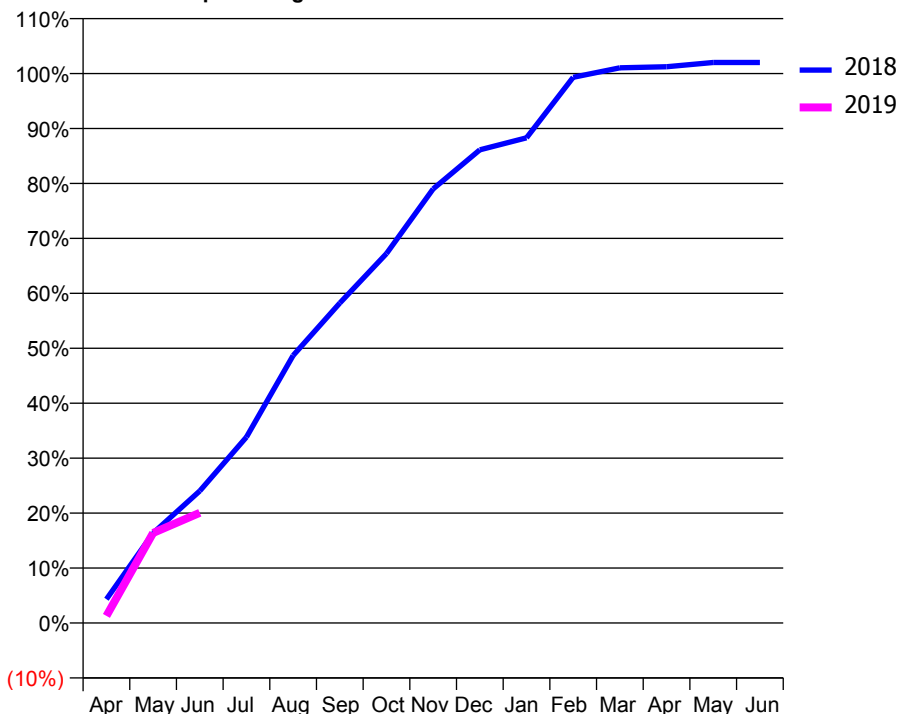
### ACCESS\*

Patients seen in 24 months	Total	Change since previous quarter
Quarter ending June 2017	2,788	
Quarter ending September 2017	2,758	↓
Quarter ending December 2017	2,704	↓
Quarter ending March 2018	2,625	↓
Quarter ending June 2018	2,630	→
<b>Variance since June 2017</b>	<b>(5.7%)</b>	<b>↓</b>



### ACTIVITY

Cumulative percentage of contracted UDA delivered 2018 & 2019



Adjusted Scheduled Activity (UDA)

Month	2018	2019
April	287	86
May	1,086	1,088
June	1,595	1,331
July	2,247	
August	3,232	
September	3,866	
October	4,462	
November	5,245	
December	5,716	
January	5,860	
February	6,592	
March	6,707	
April	6,720	
May	6,770	
June	6,770	

### QUALITY

	Quantity	Base Number	Contract	AT	Region	England
% of FP17s for the same patient ID Re-attending within 3 months - Children	5	195	2.6%	9.3%	11.3%	11.5%
% of FP17s for the same patient ID Re-attending within 3 months - Adults	72	649	11.1%	13.6%	14.9%	15.4%
% of FP17s for the same patient ID Re-attending between 3 & 9 months - Children	138	195	70.8%	61.2%	60.0%	58.9%
% of FP17s for the same patient ID Re-attending between 3 & 9 months - Adults	300	649	46.2%	53.1%	52.6%	51.6%
% of FP17s for Band 1 Urgent Courses	63	822	7.7%	7.5%	7.9%	8.9%
% of FP17s Relating to Free Repair or Replacements	2	822	0.2%	0.8%	0.8%	0.8%
% of FP17s Relating to Continuations	1	822	0.1%	0.9%	0.9%	0.9%
% of Patients satisfied with the dentistry they have received	5	5	N/A	93.2%	93.2%	93.2%
% of Patients satisfied with the time they had to wait for an appointment	5	5	N/A	86.5%	89.1%	88.8%

\* This is based on patients treated on this contract for their most recent course of treatment. Figures in italics indicate the base number of FP17s or Patient Questionnaire responses are less than 100. N/A is shown where the base number of responses is less than 10 during the period. % is calculated as Quantity/Base number\*100

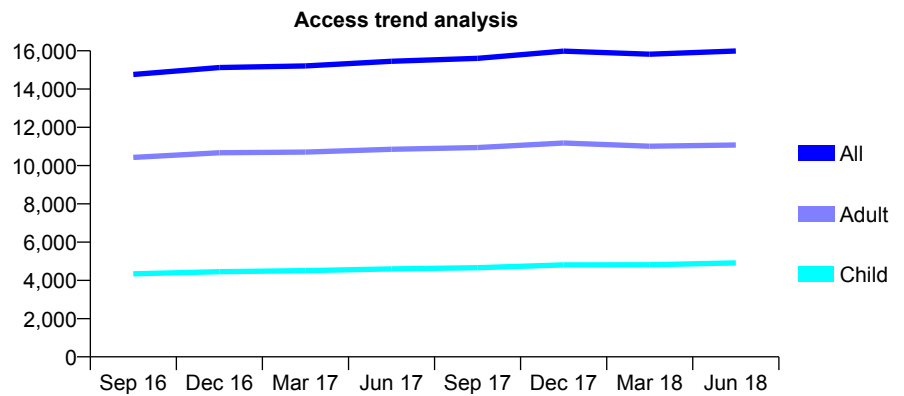
## Q59 - Vital Signs At a Glance Contract Report for 137766/0001 - June 2018

Name or company name	Mr B Patel & Mr R Jansari
Contract type name	GDS Contract
Purpose of contract	General and Orthodontic
Contract start date	01/04/2010
Contract end date	

18/19 Contracted general activity (UDA)	41,661
Carry forward general activity (UDA)	0
18/19 Contracted orthodontic activity (UOA)	889
Carry forward orthodontic activity (UOA)	0
Baseline contract value	£1,297,594.50

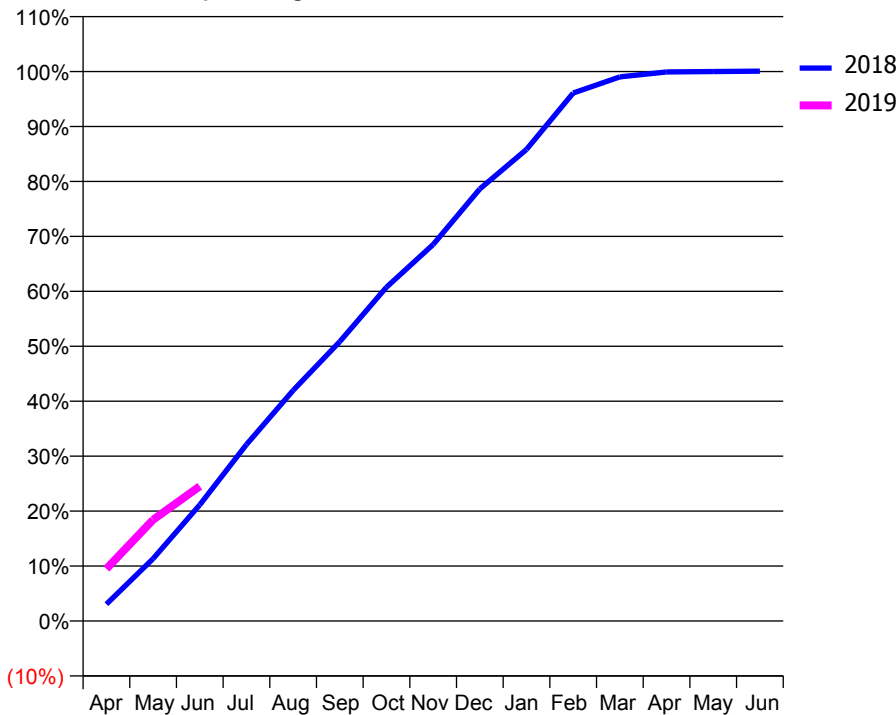
### ACCESS\*

Patients seen in 24 months	Total	Change since previous quarter
Quarter ending June 2017	15,452	
Quarter ending September 2017	15,609	→
Quarter ending December 2017	15,986	↑
Quarter ending March 2018	15,820	↓
Quarter ending June 2018	15,987	→
<b>Variance since June 2017</b>	<b>3.5%</b>	<b>↑</b>



### ACTIVITY

Cumulative percentage of contracted UDA delivered 2018 & 2019



Month	Adjusted Scheduled Activity (UDA)	
	2018	2019
April	1,277	3,962
May	4,725	7,677
June	8,806	10,214
July	13,381	
August	17,488	
September	21,184	
October	25,312	
November	28,540	
December	32,761	
January	35,755	
February	40,032	
March	41,248	
April	41,626	
May	41,657	
June	41,687	

### QUALITY

	Quantity	Base Number	Contract	AT	Region	England
% of FP17s for the same patient ID Re-attending within 3 months - Children	130	1,464	8.9%	9.3%	11.3%	11.5%
% of FP17s for the same patient ID Re-attending within 3 months - Adults	340	3,078	11.0%	13.6%	14.9%	15.4%
% of FP17s for the same patient ID Re-attending between 3 & 9 months - Children	613	1,464	41.9%	61.2%	60.0%	58.9%
% of FP17s for the same patient ID Re-attending between 3 & 9 months - Adults	1,355	3,078	44.0%	53.1%	52.6%	51.6%
% of FP17s for Band 1 Urgent Courses	246	4,192	5.9%	7.5%	7.9%	8.9%
% of FP17s Relating to Free Repair or Replacements	33	4,192	0.8%	0.8%	0.8%	0.8%
% of FP17s Relating to Continuations	46	4,192	1.1%	0.9%	0.9%	0.9%
% of Patients satisfied with the dentistry they have received	9	10	90.0%	93.2%	93.2%	93.2%
% of Patients satisfied with the time they had to wait for an appointment	9	10	90.0%	86.5%	89.1%	88.8%

\* This is based on patients treated on this contract for their most recent course of treatment. Figures in italics indicate the base number of FP17s or Patient Questionnaire responses are less than 100. N/A is shown where the base number of responses is less than 10 during the period. % is calculated as Quantity/Base number\*100

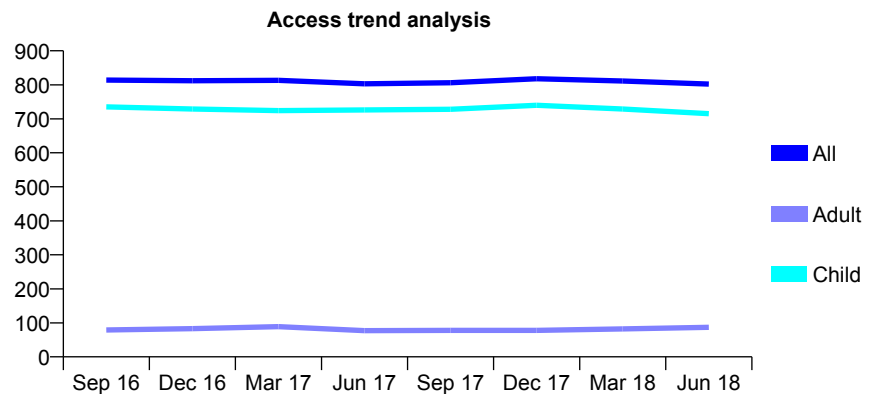
## Q59 - Vital Signs At a Glance Contract Report for 137898/0001 - June 2018

Name or company name	Mr Ingram and Mrs Ingram
Contract type name	GDS Contract
Purpose of contract	General
Contract start date	01/04/2014
Contract end date	

18/19 Contracted general activity (UDA)	2,200
Carry forward general activity (UDA)	0
18/19 Contracted orthodontic activity (UOA)	0
Carry forward orthodontic activity (UOA)	0
Baseline contract value	£52,834.38

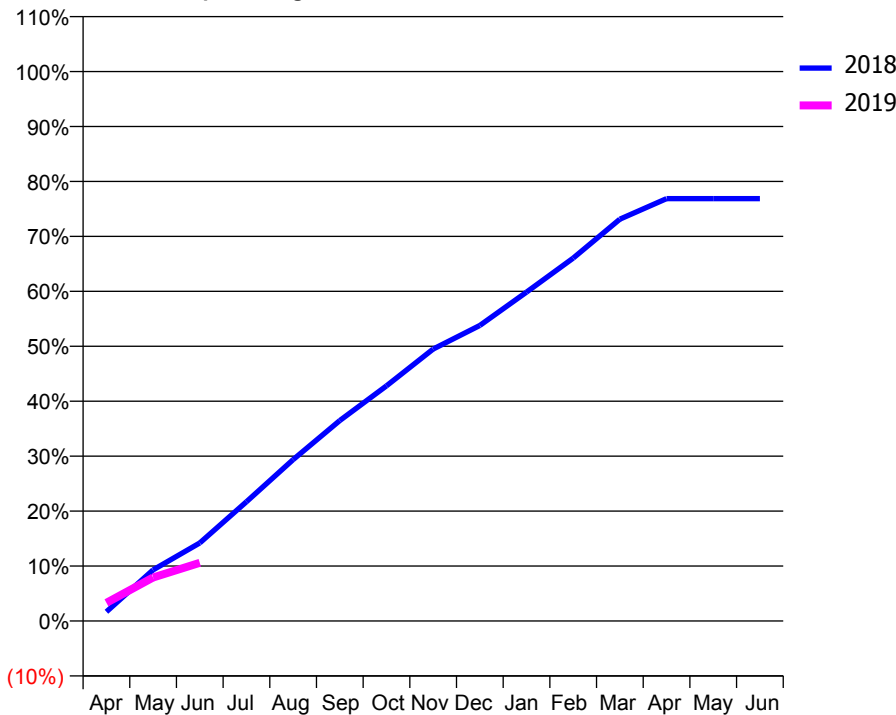
### ACCESS\*

Patients seen in 24 months	Total	Change since previous quarter
Quarter ending June 2017	803	
Quarter ending September 2017	806	→
Quarter ending December 2017	818	→
Quarter ending March 2018	811	→
Quarter ending June 2018	802	↓
<b>Variance since June 2017</b>	<b>(0.1%)</b>	<b>→</b>



### ACTIVITY

Cumulative percentage of contracted UDA delivered 2018 & 2019



Month	Adjusted Scheduled Activity (UDA)	
	2018	2019
April	37	73
May	205	174
June	312	233
July	478	
August	646	
September	803	
October	941	
November	1,089	
December	1,183	
January	1,317	
February	1,453	
March	1,609	
April	1,691	
May	1,691	
June	1,691	

### QUALITY

	Quantity	Base Number	Contract	AT	Region	England
% of FP17s for the same patient ID Re-attending within 3 months - Children	12	238	5.0%	9.3%	11.3%	11.5%
% of FP17s for the same patient ID Re-attending within 3 months - Adults	0	11	0.0%	13.6%	14.9%	15.4%
% of FP17s for the same patient ID Re-attending between 3 & 9 months - Children	184	238	77.3%	61.2%	60.0%	58.9%
% of FP17s for the same patient ID Re-attending between 3 & 9 months - Adults	9	11	81.8%	53.1%	52.6%	51.6%
% of FP17s for Band 1 Urgent Courses	4	189	2.1%	7.5%	7.9%	8.9%
% of FP17s Relating to Free Repair or Replacements	0	189	0.0%	0.8%	0.8%	0.8%
% of FP17s Relating to Continuations	0	189	0.0%	0.9%	0.9%	0.9%
% of Patients satisfied with the dentistry they have received	0	0	N/A	93.2%	93.2%	93.2%
% of Patients satisfied with the time they had to wait for an appointment	0	0	N/A	86.5%	89.1%	88.8%

\* This is based on patients treated on this contract for their most recent course of treatment. Figures in italics indicate the base number of FP17s or Patient Questionnaire responses are less than 100. N/A is shown where the base number of responses is less than 10 during the period. % is calculated as Quantity/Base number\*100

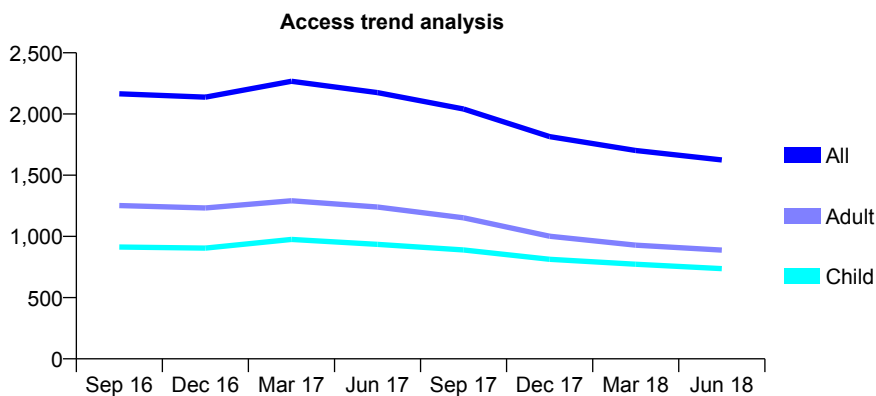
## Q59 - Vital Signs At a Glance Contract Report for 139351/0001 - June 2018

Name or company name	SMILEZONE Ltd
Contract type name	GDS Contract
Purpose of contract	General
Contract start date	01/04/2007
Contract end date	

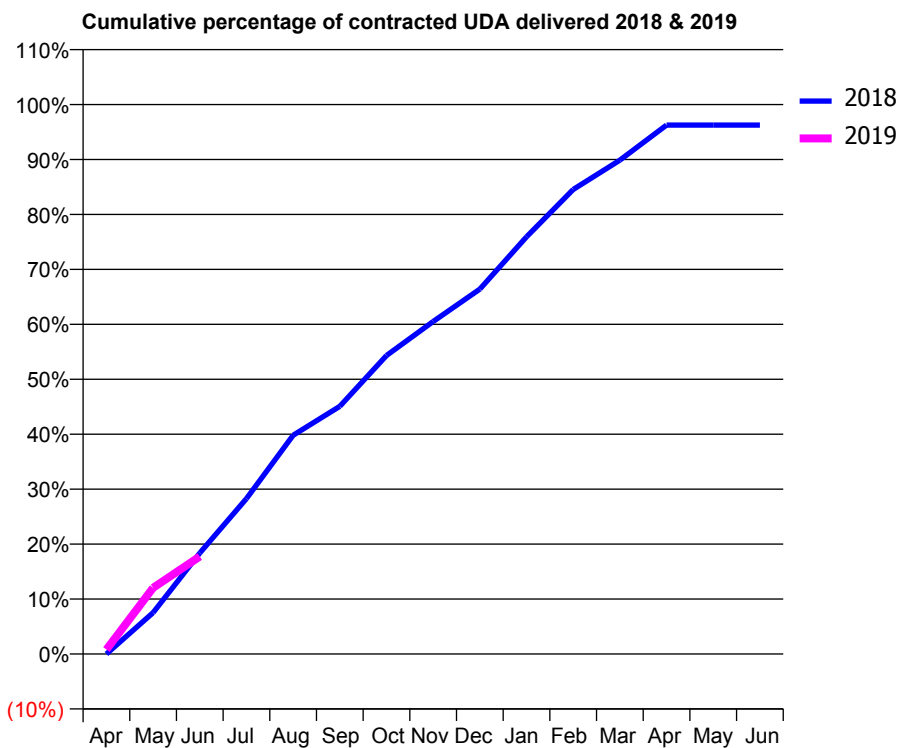
18/19 Contracted general activity (UDA)	3,727
Carry forward general activity (UDA)	0
18/19 Contracted orthodontic activity (UOA)	0
Carry forward orthodontic activity (UOA)	0
Baseline contract value	£125,886.98

### ACCESS\*

Patients seen in 24 months	Total	Change since previous quarter
Quarter ending June 2017	2,175	
Quarter ending September 2017	2,041	↓
Quarter ending December 2017	1,815	↓
Quarter ending March 2018	1,702	↓
Quarter ending June 2018	1,625	↓
<b>Variance since June 2017</b>	<b>(25.3%)</b>	<b>↓</b>



### ACTIVITY



Month	Adjusted Scheduled Activity (UDA)	
	2018	2019
April	0	30
May	281	449
June	685	661
July	1,054	
August	1,483	
September	1,680	
October	2,025	
November	2,255	
December	2,475	
January	2,829	
February	3,150	
March	3,350	
April	3,588	
May	3,588	
June	3,588	

### QUALITY

	Quantity	Base Number	Contract	AT	Region	England
% of FP17s for the same patient ID Re-attending within 3 months - Children	4	207	1.9%	9.3%	11.3%	11.5%
% of FP17s for the same patient ID Re-attending within 3 months - Adults	10	185	5.4%	13.6%	14.9%	15.4%
% of FP17s for the same patient ID Re-attending between 3 & 9 months - Children	94	207	45.4%	61.2%	60.0%	58.9%
% of FP17s for the same patient ID Re-attending between 3 & 9 months - Adults	86	185	46.5%	53.1%	52.6%	51.6%
% of FP17s for Band 1 Urgent Courses	1	289	0.3%	7.5%	7.9%	8.9%
% of FP17s Relating to Free Repair or Replacements	0	289	0.0%	0.8%	0.8%	0.8%
% of FP17s Relating to Continuations	0	289	0.0%	0.9%	0.9%	0.9%
% of Patients satisfied with the dentistry they have received	0	0	N/A	93.2%	93.2%	93.2%
% of Patients satisfied with the time they had to wait for an appointment	0	0	N/A	86.5%	89.1%	88.8%

\* This is based on patients treated on this contract for their most recent course of treatment. Figures in italics indicate the base number of FP17s or Patient Questionnaire responses are less than 100. N/A is shown where the base number of responses is less than 10 during the period. % is calculated as Quantity/Base number\*100

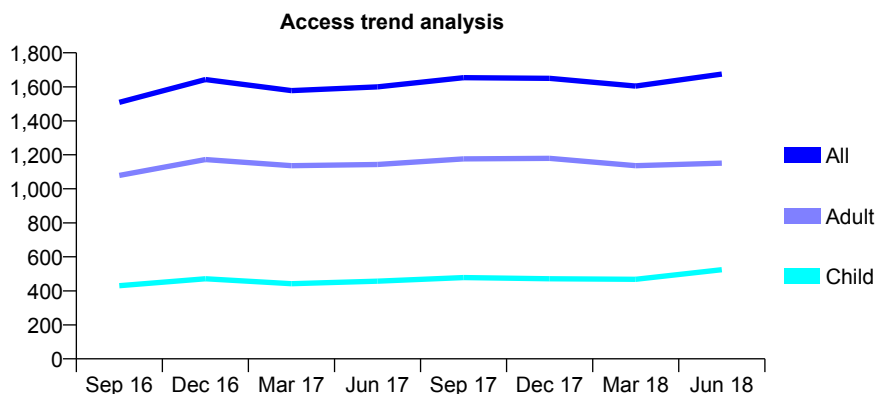
## Q59 - Vital Signs At a Glance Contract Report for 139874/0002 - June 2018

Name or company name	C M Desai Limited
Contract type name	GDS Contract
Purpose of contract	General
Contract start date	01/03/2008
Contract end date	

18/19 Contracted general activity (UDA)	5,026
Carry forward general activity (UDA)	0
18/19 Contracted orthodontic activity (UOA)	0
Carry forward orthodontic activity (UOA)	0
Baseline contract value	£141,680.40

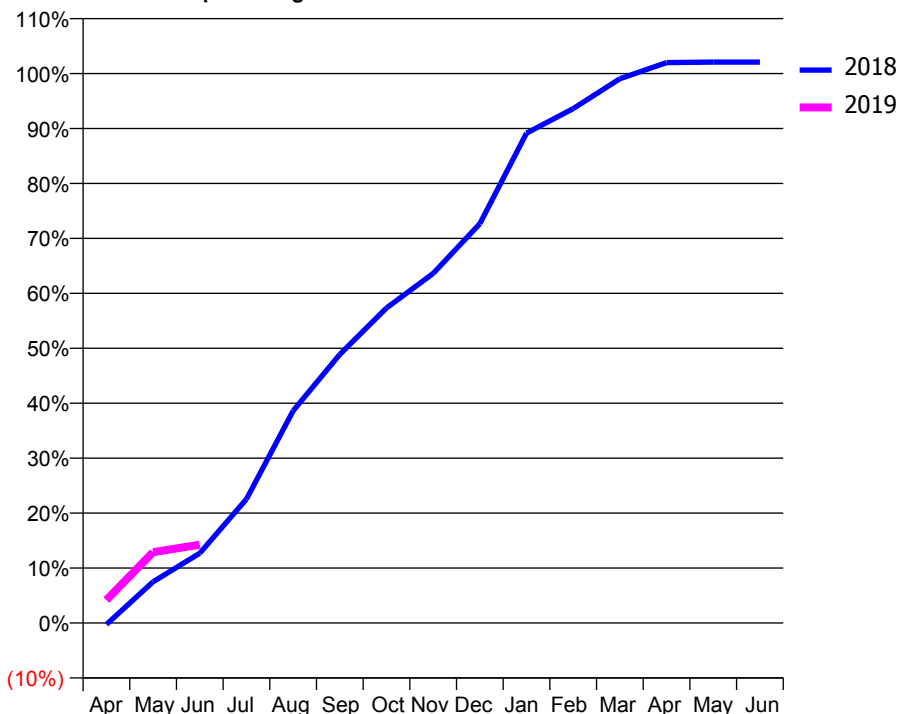
### ACCESS\*

Patients seen in 24 months	Total	Change since previous quarter
Quarter ending June 2017	1,600	
Quarter ending September 2017	1,654	↑
Quarter ending December 2017	1,650	→
Quarter ending March 2018	1,604	↓
Quarter ending June 2018	1,675	↑
<b>Variance since June 2017</b>	<b>4.7%</b>	<b>↑</b>



### ACTIVITY

Cumulative percentage of contracted UDA delivered 2018 & 2019



Adjusted Scheduled Activity (UDA)

Month	2018	2019
April	-14	210
May	378	648
June	638	716
July	1,134	
August	1,942	
September	2,457	
October	2,882	
November	3,197	
December	3,652	
January	4,481	
February	4,705	
March	4,978	
April	5,125	
May	5,130	
June	5,130	

### QUALITY

	Quantity	Base Number	Contract	AT	Region	England
% of FP17s for the same patient ID Re-attending within 3 months - Children	4	127	3.1%	9.3%	11.3%	11.5%
% of FP17s for the same patient ID Re-attending within 3 months - Adults	26	236	11.0%	13.6%	14.9%	15.4%
% of FP17s for the same patient ID Re-attending between 3 & 9 months - Children	53	127	41.7%	61.2%	60.0%	58.9%
% of FP17s for the same patient ID Re-attending between 3 & 9 months - Adults	109	236	46.2%	53.1%	52.6%	51.6%
% of FP17s for Band 1 Urgent Courses	7	281	2.5%	7.5%	7.9%	8.9%
% of FP17s Relating to Free Repair or Replacements	2	281	0.7%	0.8%	0.8%	0.8%
% of FP17s Relating to Continuations	2	281	0.7%	0.9%	0.9%	0.9%
% of Patients satisfied with the dentistry they have received	0	0	N/A	93.2%	93.2%	93.2%
% of Patients satisfied with the time they had to wait for an appointment	0	0	N/A	86.5%	89.1%	88.8%

\* This is based on patients treated on this contract for their most recent course of treatment. Figures in italics indicate the base number of FP17s or Patient Questionnaire responses are less than 100. N/A is shown where the base number of responses is less than 10 during the period. % is calculated as Quantity/Base number\*100

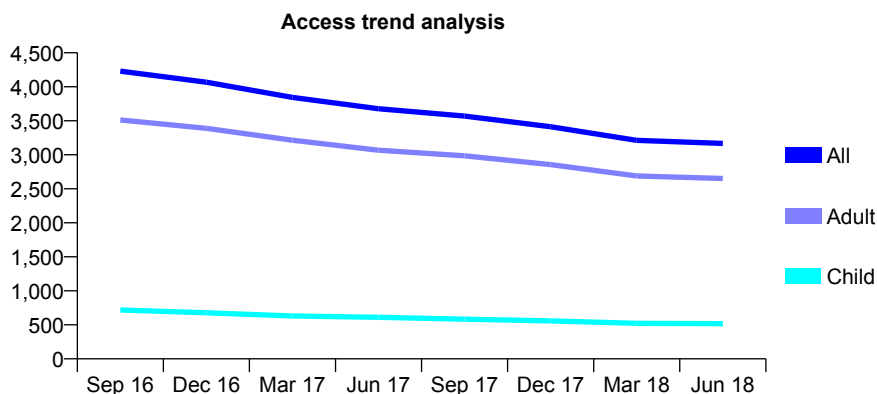
## Q59 - Vital Signs At a Glance Contract Report for 142875/0001 - June 2018

Name or company name	Dr S Mathew & Dr M Cherian
Contract type name	GDS Contract
Purpose of contract	General
Contract start date	01/01/2012
Contract end date	

18/19 Contracted general activity (UDA)	11,224
Carry forward general activity (UDA)	0
18/19 Contracted orthodontic activity (UOA)	0
Carry forward orthodontic activity (UOA)	0
Baseline contract value	£283,463.06

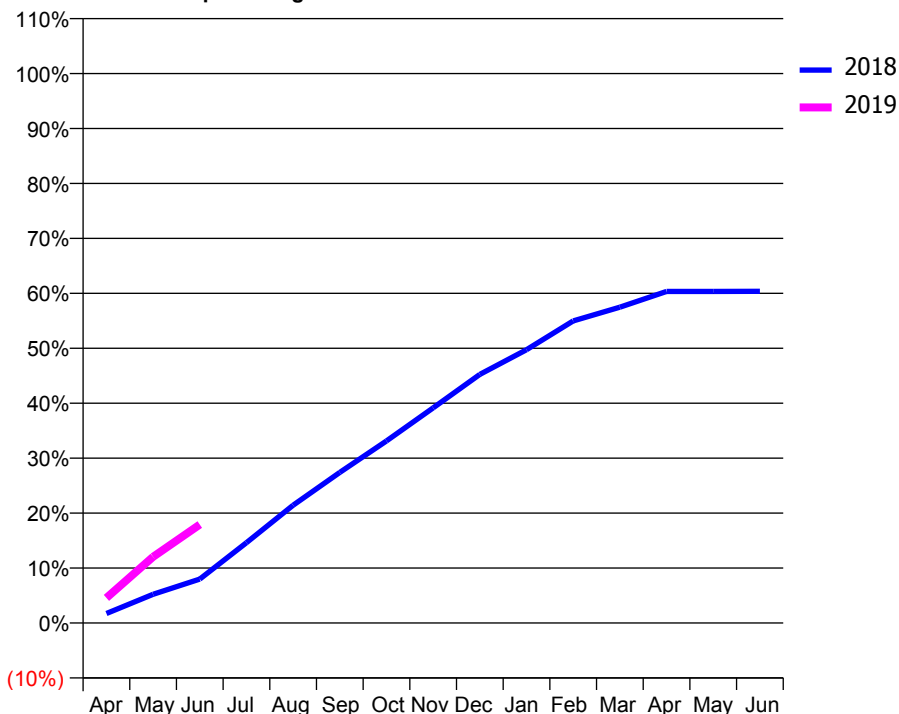
### ACCESS\*

Patients seen in 24 months	Total	Change since previous quarter
Quarter ending June 2017	3,678	
Quarter ending September 2017	3,569	↓
Quarter ending December 2017	3,413	↓
Quarter ending March 2018	3,212	↓
Quarter ending June 2018	3,168	↓
<b>Variance since June 2017</b>	<b>(13.9%)</b>	<b>↓</b>



### ACTIVITY

Cumulative percentage of contracted UDA delivered 2018 & 2019



Adjusted Scheduled Activity (UDA)

Month	2018	2019
April	195	514
May	588	1,354
June	897	2,010
July	1,641	
August	2,407	
September	3,075	
October	3,719	
November	4,394	
December	5,079	
January	5,581	
February	6,171	
March	6,452	
April	6,774	
May	6,774	
June	6,775	

### QUALITY

	Quantity	Base Number	Contract	AT	Region	England
% of FP17s for the same patient ID Re-attending within 3 months - Children	10	247	4.0%	9.3%	11.3%	11.5%
% of FP17s for the same patient ID Re-attending within 3 months - Adults	65	1,126	5.8%	13.6%	14.9%	15.4%
% of FP17s for the same patient ID Re-attending between 3 & 9 months - Children	151	247	61.1%	61.2%	60.0%	58.9%
% of FP17s for the same patient ID Re-attending between 3 & 9 months - Adults	605	1,126	53.7%	53.1%	52.6%	51.6%
% of FP17s for Band 1 Urgent Courses	47	1,149	4.1%	7.5%	7.9%	8.9%
% of FP17s Relating to Free Repair or Replacements	11	1,149	1.0%	0.8%	0.8%	0.8%
% of FP17s Relating to Continuations	0	1,149	0.0%	0.9%	0.9%	0.9%
% of Patients satisfied with the dentistry they have received	3	3	N/A	93.2%	93.2%	93.2%
% of Patients satisfied with the time they had to wait for an appointment	1	3	N/A	86.5%	89.1%	88.8%

\* This is based on patients treated on this contract for their most recent course of treatment. Figures in italics indicate the base number of FP17s or Patient Questionnaire responses are less than 100. N/A is shown where the base number of responses is less than 10 during the period. % is calculated as Quantity/Base number\*100

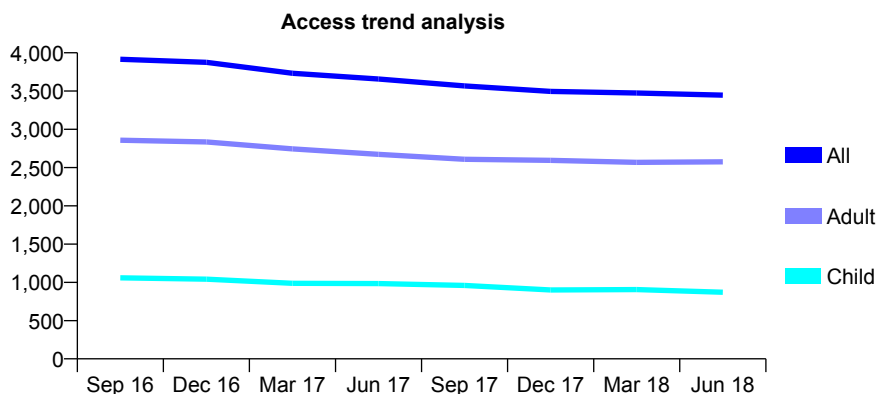
## Q59 - Vital Signs At a Glance Contract Report for 143448/0001 - June 2018

Name or company name	Dr D J Duplessis & Ms Lieze Duplessis
Contract type name	GDS Contract
Purpose of contract	General and Orthodontic
Contract start date	01/04/2011
Contract end date	

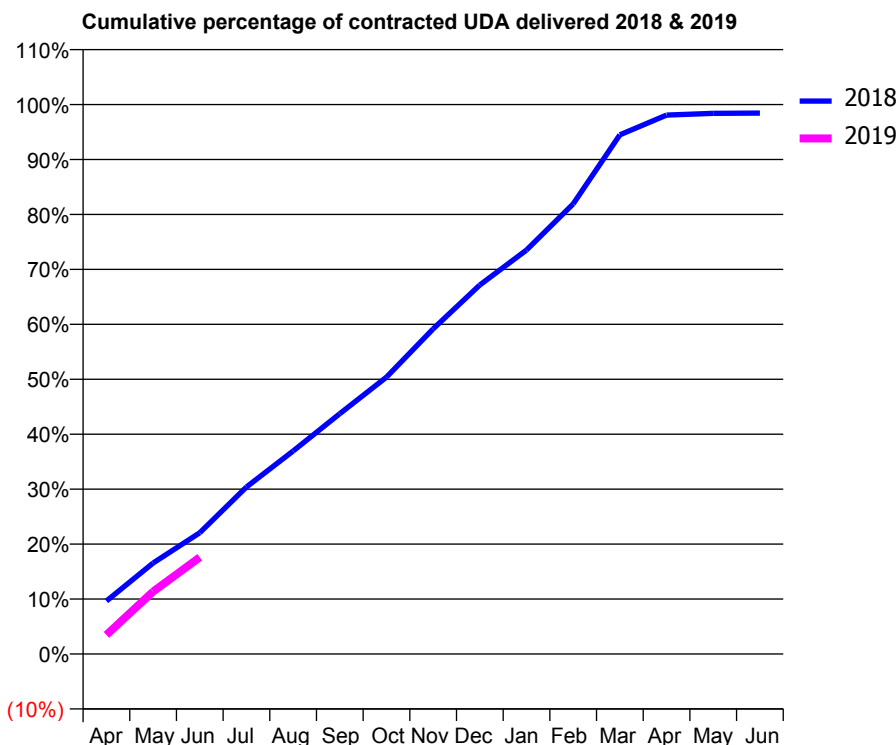
18/19 Contracted general activity (UDA)	9,098
Carry forward general activity (UDA)	0
18/19 Contracted orthodontic activity (UOA)	289
Carry forward orthodontic activity (UOA)	0
Baseline contract value	£266,705.29

### ACCESS\*

Patients seen in 24 months	Total	Change since previous quarter
Quarter ending June 2017	3,657	
Quarter ending September 2017	3,567	↓
Quarter ending December 2017	3,495	↓
Quarter ending March 2018	3,475	→
Quarter ending June 2018	3,447	→
<b>Variance since June 2017</b>	<b>(5.7%)</b>	<b>↓</b>



### ACTIVITY



Adjusted Scheduled Activity (UDA)		
Month	2018	2019
April	878	316
May	1,506	1,034
June	2,008	1,601
July	2,766	
August	3,361	
September	3,979	
October	4,584	
November	5,384	
December	6,110	
January	6,688	
February	7,451	
March	8,595	
April	8,922	
May	8,952	
June	8,955	

### QUALITY

	Quantity	Base Number	Contract	AT	Region	England
% of FP17s for the same patient ID Re-attending within 3 months - Children	28	202	13.9%	9.3%	11.3%	11.5%
% of FP17s for the same patient ID Re-attending within 3 months - Adults	107	640	16.7%	13.6%	14.9%	15.4%
% of FP17s for the same patient ID Re-attending between 3 & 9 months - Children	43	202	21.3%	61.2%	60.0%	58.9%
% of FP17s for the same patient ID Re-attending between 3 & 9 months - Adults	148	640	23.1%	53.1%	52.6%	51.6%
% of FP17s for Band 1 Urgent Courses	94	687	13.7%	7.5%	7.9%	8.9%
% of FP17s Relating to Free Repair or Replacements	2	687	0.3%	0.8%	0.8%	0.8%
% of FP17s Relating to Continuations	27	687	3.9%	0.9%	0.9%	0.9%
% of Patients satisfied with the dentistry they have received	3	3	N/A	93.2%	93.2%	93.2%
% of Patients satisfied with the time they had to wait for an appointment	3	3	N/A	86.5%	89.1%	88.8%

\* This is based on patients treated on this contract for their most recent course of treatment. Figures in italics indicate the base number of FP17s or Patient Questionnaire responses are less than 100. N/A is shown where the base number of responses is less than 10 during the period. % is calculated as Quantity/Base number\*100

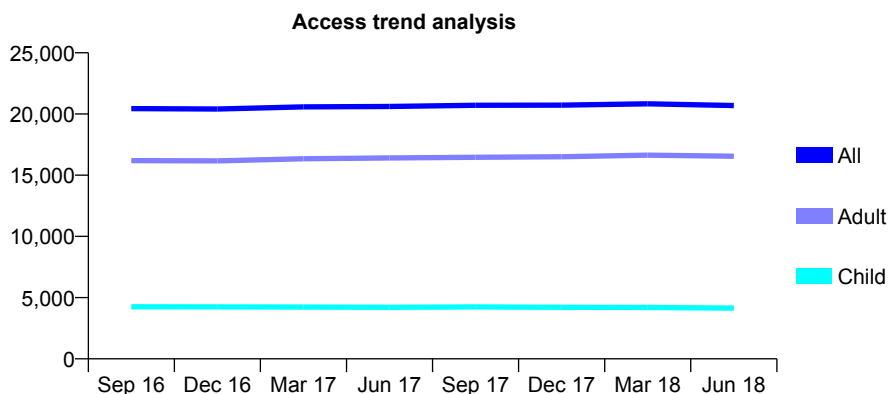
## Q59 - Vital Signs At a Glance Contract Report for 144738/0001 - June 2018

Name or company name	D W Barsby, D Wolverson, S J Bates & R S
Contract type name	GDS Contract
Purpose of contract	General
Contract start date	01/08/2010
Contract end date	

18/19 Contracted general activity (UDA)	53,857
Carry forward general activity (UDA)	0
18/19 Contracted orthodontic activity (UOA)	0
Carry forward orthodontic activity (UOA)	0
Baseline contract value	£1,315,335.49

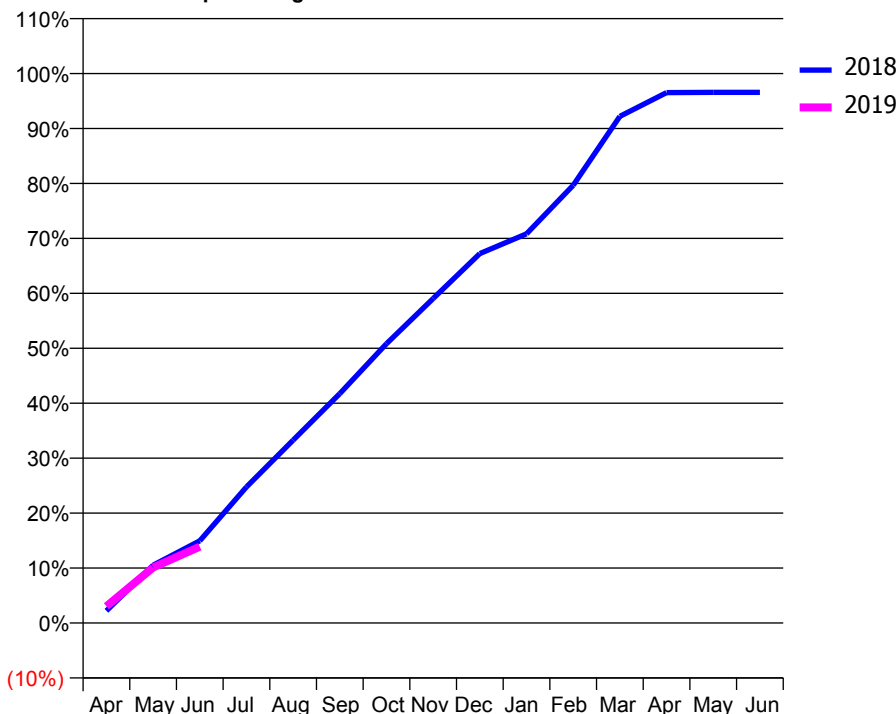
### ACCESS\*

Patients seen in 24 months	Total	Change since previous quarter
Quarter ending June 2017	20,619	
Quarter ending September 2017	20,709	→
Quarter ending December 2017	20,721	→
Quarter ending March 2018	20,834	→
Quarter ending June 2018	20,697	→
<b>Variance since June 2017</b>	<b>0.4%</b>	<b>→</b>



### ACTIVITY

Cumulative percentage of contracted UDA delivered 2018 & 2019



Adjusted Scheduled Activity (UDA)

Month	2018	2019
April	1,193	1,639
May	5,662	5,448
June	8,057	7,487
July	13,342	
August	17,924	
September	22,490	
October	27,374	
November	31,810	
December	36,214	
January	38,138	
February	42,906	
March	49,653	
April	51,978	
May	52,008	
June	52,014	

### QUALITY

	Quantity	Base Number	Contract	AT	Region	England
% of FP17s for the same patient ID Re-attending within 3 months - Children	59	1,287	4.6%	9.3%	11.3%	11.5%
% of FP17s for the same patient ID Re-attending within 3 months - Adults	509	5,081	10.0%	13.6%	14.9%	15.4%
% of FP17s for the same patient ID Re-attending between 3 & 9 months - Children	850	1,287	66.0%	61.2%	60.0%	58.9%
% of FP17s for the same patient ID Re-attending between 3 & 9 months - Adults	3,479	5,081	68.5%	53.1%	52.6%	51.6%
% of FP17s for Band 1 Urgent Courses	334	4,945	6.8%	7.5%	7.9%	8.9%
% of FP17s Relating to Free Repair or Replacements	20	4,945	0.4%	0.8%	0.8%	0.8%
% of FP17s Relating to Continuations	33	4,945	0.7%	0.9%	0.9%	0.9%
% of Patients satisfied with the dentistry they have received	25	26	96.2%	93.2%	93.2%	93.2%
% of Patients satisfied with the time they had to wait for an appointment	24	26	92.3%	86.5%	89.1%	88.8%

\* This is based on patients treated on this contract for their most recent course of treatment. Figures in italics indicate the base number of FP17s or Patient Questionnaire responses are less than 100. N/A is shown where the base number of responses is less than 10 during the period. % is calculated as Quantity/Base number\*100



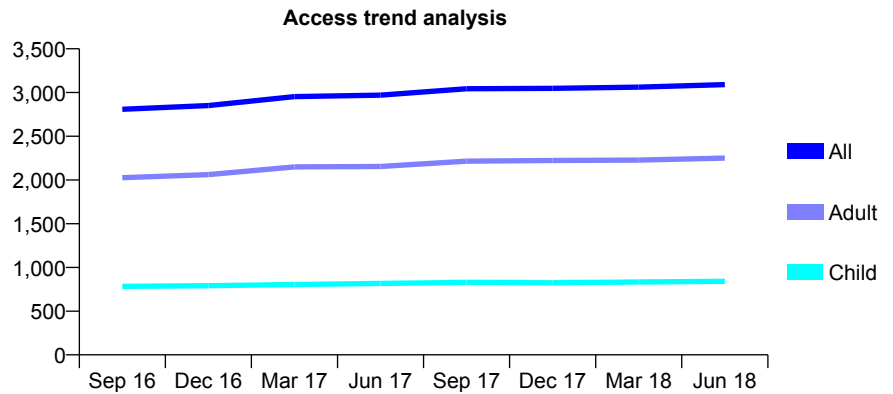
## Q59 - Vital Signs At a Glance Contract Report for 147966/0002 - June 2018

Name or company name	Pure Dental Studio Ltd
Contract type name	GDS Contract
Purpose of contract	General
Contract start date	01/04/2010
Contract end date	

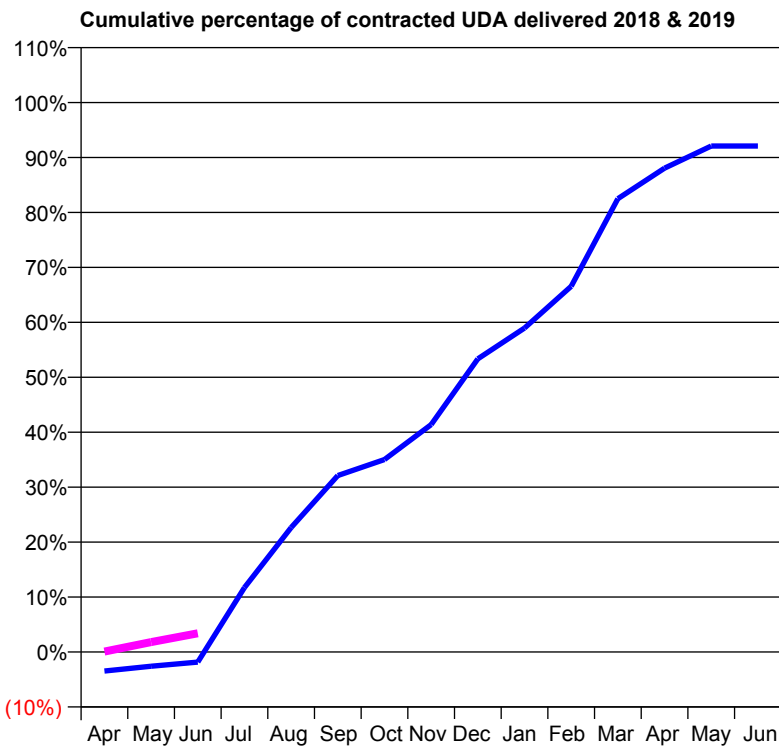
18/19 Contracted general activity (UDA)	6,255
Carry forward general activity (UDA)	0
18/19 Contracted orthodontic activity (UOA)	0
Carry forward orthodontic activity (UOA)	0
Baseline contract value	£189,188.54

### ACCESS\*

Patients seen in 24 months	Total	Change since previous quarter
Quarter ending June 2017	2,970	
Quarter ending September 2017	3,044	↑
Quarter ending December 2017	3,048	→
Quarter ending March 2018	3,062	→
Quarter ending June 2018	3,091	→
<b>Variance since June 2017</b>	<b>4.1%</b>	<b>↑</b>



### ACTIVITY



Adjusted Scheduled Activity (UDA)		
Month	2018	2019
April	-218	6
May	-163	114
June	-116	213
July	734	
August	1,417	
September	2,008	
October	2,191	
November	2,588	
December	3,337	
January	3,688	
February	4,163	
March	5,160	
April	5,507	
May	5,759	
June	5,759	

### QUALITY

	Quantity	Base Number	Contract	AT	Region	England
% of FP17s for the same patient ID Re-attending within 3 months - Children	17	259	6.6%	9.3%	11.3%	11.5%
% of FP17s for the same patient ID Re-attending within 3 months - Adults	65	505	12.9%	13.6%	14.9%	15.4%
% of FP17s for the same patient ID Re-attending between 3 & 9 months - Children	172	259	66.4%	61.2%	60.0%	58.9%
% of FP17s for the same patient ID Re-attending between 3 & 9 months - Adults	261	505	51.7%	53.1%	52.6%	51.6%
% of FP17s for Band 1 Urgent Courses	8	137	5.8%	7.5%	7.9%	8.9%
% of FP17s Relating to Free Repair or Replacements	1	137	0.7%	0.8%	0.8%	0.8%
% of FP17s Relating to Continuations	2	137	1.5%	0.9%	0.9%	0.9%
% of Patients satisfied with the dentistry they have received	4	7	N/A	93.2%	93.2%	93.2%
% of Patients satisfied with the time they had to wait for an appointment	6	7	N/A	86.5%	89.1%	88.8%

\* This is based on patients treated on this contract for their most recent course of treatment. Figures in italics indicate the base number of FP17s or Patient Questionnaire responses are less than 100. N/A is shown where the base number of responses is less than 10 during the period. % is calculated as Quantity/Base number\*100

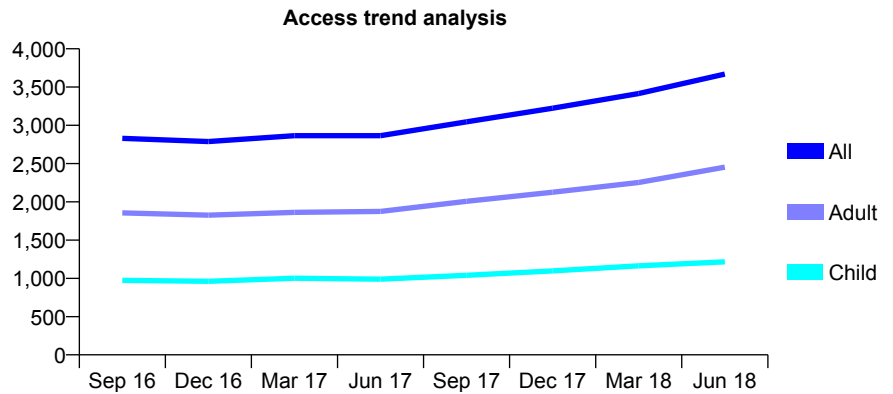
## Q59 - Vital Signs At a Glance Contract Report for 149454/0001 - June 2018

Name or company name	Dental Care Clinic Limited
Contract type name	GDS Contract
Purpose of contract	General
Contract start date	01/04/2008
Contract end date	

18/19 Contracted general activity (UDA)	12,730
Carry forward general activity (UDA)	0
18/19 Contracted orthodontic activity (UOA)	0
Carry forward orthodontic activity (UOA)	0
Baseline contract value	£353,920.15

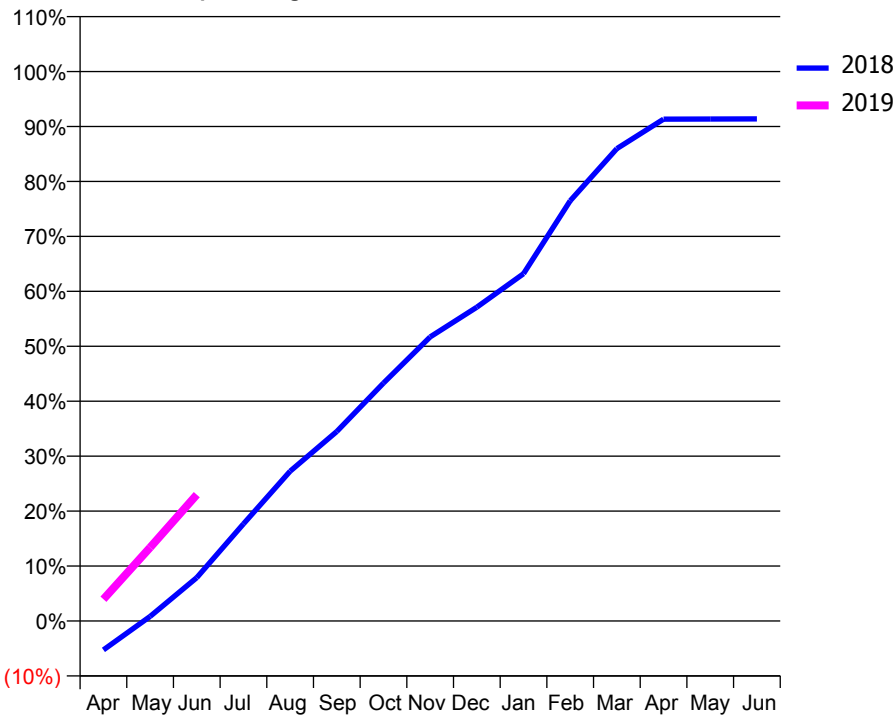
### ACCESS\*

Patients seen in 24 months	Total	Change since previous quarter
Quarter ending June 2017	2,864	
Quarter ending September 2017	3,046	↑
Quarter ending December 2017	3,224	↑
Quarter ending March 2018	3,415	↑
Quarter ending June 2018	3,669	↑
<b>Variance since June 2017</b>	<b>28.1%</b>	<b>↑</b>



### ACTIVITY

Cumulative percentage of contracted UDA delivered 2018 & 2019



Month	Adjusted Scheduled Activity (UDA)	
	2018	2019
April	-672	504
May	108	1,704
June	1,006	2,927
July	2,251	
August	3,470	
September	4,392	
October	5,512	
November	6,582	
December	7,271	
January	8,046	
February	9,734	
March	10,944	
April	11,625	
May	11,629	
June	11,632	

### QUALITY

	Quantity	Base Number	Contract	AT	Region	England
% of FP17s for the same patient ID Re-attending within 3 months - Children	31	479	6.5%	9.3%	11.3%	11.5%
% of FP17s for the same patient ID Re-attending within 3 months - Adults	136	909	15.0%	13.6%	14.9%	15.4%
% of FP17s for the same patient ID Re-attending between 3 & 9 months - Children	280	479	58.5%	61.2%	60.0%	58.9%
% of FP17s for the same patient ID Re-attending between 3 & 9 months - Adults	362	909	39.8%	53.1%	52.6%	51.6%
% of FP17s for Band 1 Urgent Courses	83	1,094	7.6%	7.5%	7.9%	8.9%
% of FP17s Relating to Free Repair or Replacements	13	1,094	1.2%	0.8%	0.8%	0.8%
% of FP17s Relating to Continuations	14	1,094	1.3%	0.9%	0.9%	0.9%
% of Patients satisfied with the dentistry they have received	3	4	N/A	93.2%	93.2%	93.2%
% of Patients satisfied with the time they had to wait for an appointment	3	4	N/A	86.5%	89.1%	88.8%

\* This is based on patients treated on this contract for their most recent course of treatment. Figures in italics indicate the base number of FP17s or Patient Questionnaire responses are less than 100. N/A is shown where the base number of responses is less than 10 during the period. % is calculated as Quantity/Base number\*100

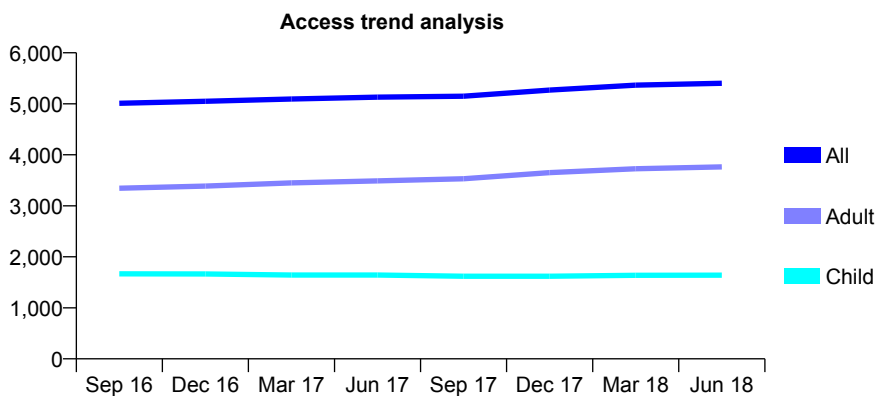
## Q59 - Vital Signs At a Glance Contract Report for 151122/0001 - June 2018

Name or company name	M Hamburger & R Sadler
Contract type name	GDS Contract
Purpose of contract	General
Contract start date	01/04/2006
Contract end date	

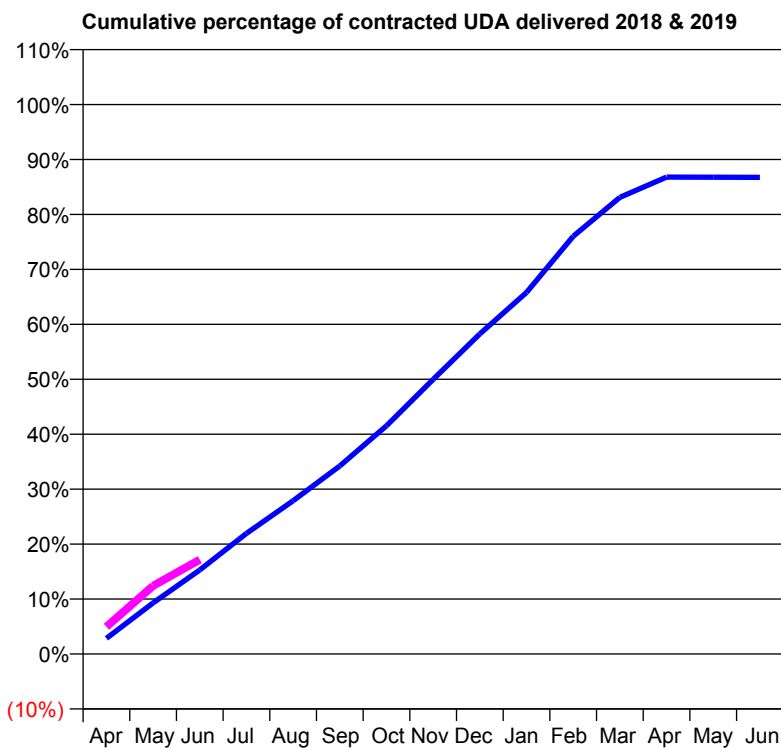
18/19 Contracted general activity (UDA)	16,623
Carry forward general activity (UDA)	0
18/19 Contracted orthodontic activity (UOA)	0
Carry forward orthodontic activity (UOA)	0
Baseline contract value	£370,586.76

### ACCESS\*

Patients seen in 24 months	Total	Change since previous quarter
Quarter ending June 2017	5,132	
Quarter ending September 2017	5,150	→
Quarter ending December 2017	5,270	↑
Quarter ending March 2018	5,365	→
Quarter ending June 2018	5,403	→
<b>Variance since June 2017</b>	<b>5.3%</b>	<b>↑</b>



### ACTIVITY



Month	Adjusted Scheduled Activity (UDA)	
	2018	2019
April	482	827
May	1,578	2,064
June	2,595	2,853
July	3,725	
August	4,737	
September	5,811	
October	7,048	
November	8,483	
December	9,888	
January	11,168	
February	12,905	
March	14,105	
April	14,733	
May	14,727	
June	14,726	

### QUALITY

	Quantity	Base Number	Contract	AT	Region	England
% of FP17s for the same patient ID Re-attending within 3 months - Children	28	558	5.0%	9.3%	11.3%	11.5%
% of FP17s for the same patient ID Re-attending within 3 months - Adults	221	1,355	16.3%	13.6%	14.9%	15.4%
% of FP17s for the same patient ID Re-attending between 3 & 9 months - Children	386	558	69.2%	61.2%	60.0%	58.9%
% of FP17s for the same patient ID Re-attending between 3 & 9 months - Adults	835	1,355	61.6%	53.1%	52.6%	51.6%
% of FP17s for Band 1 Urgent Courses	107	1,636	6.5%	7.5%	7.9%	8.9%
% of FP17s Relating to Free Repair or Replacements	37	1,636	2.3%	0.8%	0.8%	0.8%
% of FP17s Relating to Continuations	7	1,636	0.4%	0.9%	0.9%	0.9%
% of Patients satisfied with the dentistry they have received	7	8	N/A	93.2%	93.2%	93.2%
% of Patients satisfied with the time they had to wait for an appointment	6	8	N/A	86.5%	89.1%	88.8%

\* This is based on patients treated on this contract for their most recent course of treatment. Figures in italics indicate the base number of FP17s or Patient Questionnaire responses are less than 100. N/A is shown where the base number of responses is less than 10 during the period. % is calculated as Quantity/Base number\*100

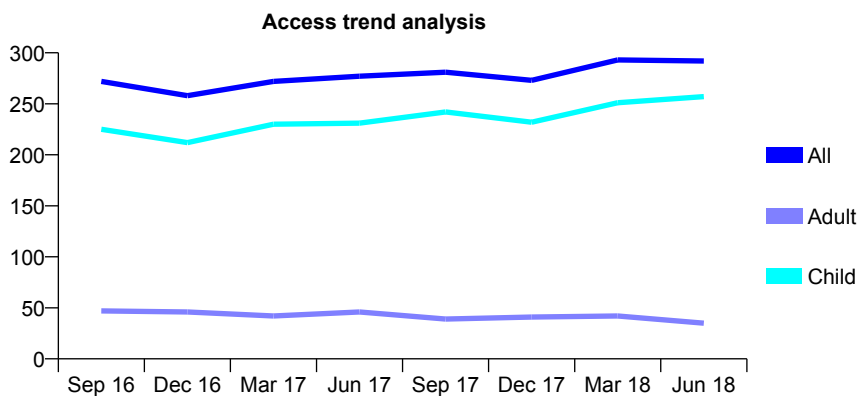
## Q59 - Vital Signs At a Glance Contract Report for 151653/0001 - June 2018

Name or company name	The Forum Practice Ltd
Contract type name	GDS Contract
Purpose of contract	General and Orthodontic
Contract start date	01/10/2011
Contract end date	

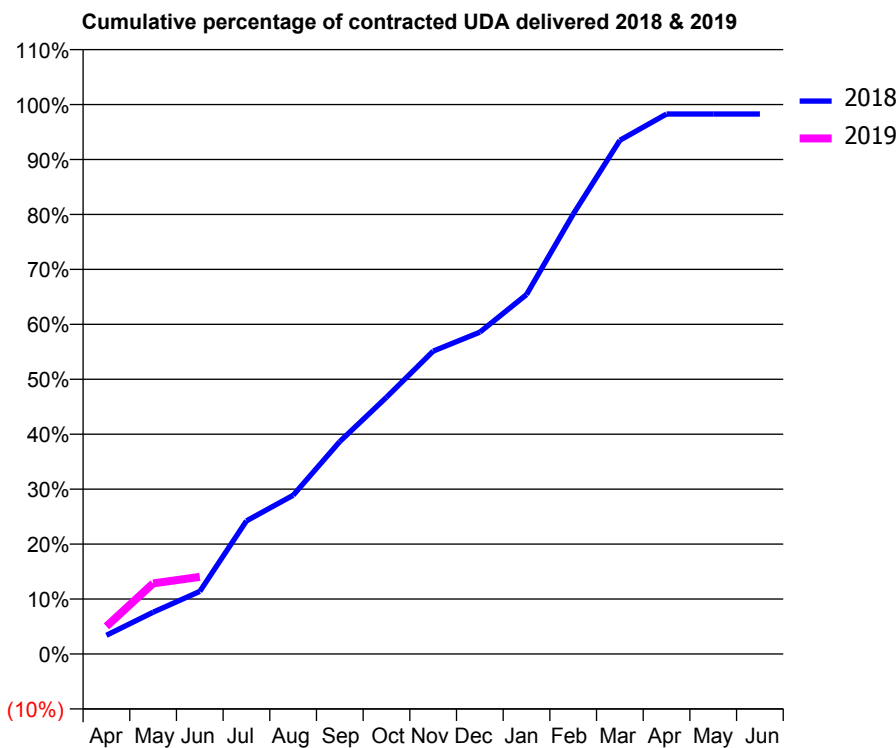
18/19 Contracted general activity (UDA)	500
Carry forward general activity (UDA)	0
18/19 Contracted orthodontic activity (UOA)	1,169
Carry forward orthodontic activity (UOA)	0
Baseline contract value	£87,103.81

### ACCESS\*

Patients seen in 24 months	Total	Change since previous quarter
Quarter ending June 2017	277	
Quarter ending September 2017	281	→
Quarter ending December 2017	273	↓
Quarter ending March 2018	293	↑
Quarter ending June 2018	292	→
<b>Variance since June 2017</b>	<b>5.4%</b>	<b>↑</b>



### ACTIVITY



Month	Adjusted Scheduled Activity (UDA)	
	2018	2019
April	17	25
May	38	64
June	57	70
July	121	
August	144	
September	193	
October	234	
November	276	
December	293	
January	327	
February	400	
March	467	
April	491	
May	491	
June	491	

### QUALITY

	Quantity	Base Number	Contract	AT	Region	England
% of FP17s for the same patient ID Re-attending within 3 months - Children	5	85	5.9%	9.3%	11.3%	11.5%
% of FP17s for the same patient ID Re-attending within 3 months - Adults	0	2	0.0%	13.6%	14.9%	15.4%
% of FP17s for the same patient ID Re-attending between 3 & 9 months - Children	46	85	54.1%	61.2%	60.0%	58.9%
% of FP17s for the same patient ID Re-attending between 3 & 9 months - Adults	1	2	50.0%	53.1%	52.6%	51.6%
% of FP17s for Band 1 Urgent Courses	1	60	1.7%	7.5%	7.9%	8.9%
% of FP17s Relating to Free Repair or Replacements	0	60	0.0%	0.8%	0.8%	0.8%
% of FP17s Relating to Continuations	0	60	0.0%	0.9%	0.9%	0.9%
% of Patients satisfied with the dentistry they have received	0	0	N/A	93.2%	93.2%	93.2%
% of Patients satisfied with the time they had to wait for an appointment	0	0	N/A	86.5%	89.1%	88.8%

\* This is based on patients treated on this contract for their most recent course of treatment. Figures in italics indicate the base number of FP17s or Patient Questionnaire responses are less than 100. N/A is shown where the base number of responses is less than 10 during the period. % is calculated as Quantity/Base number\*100

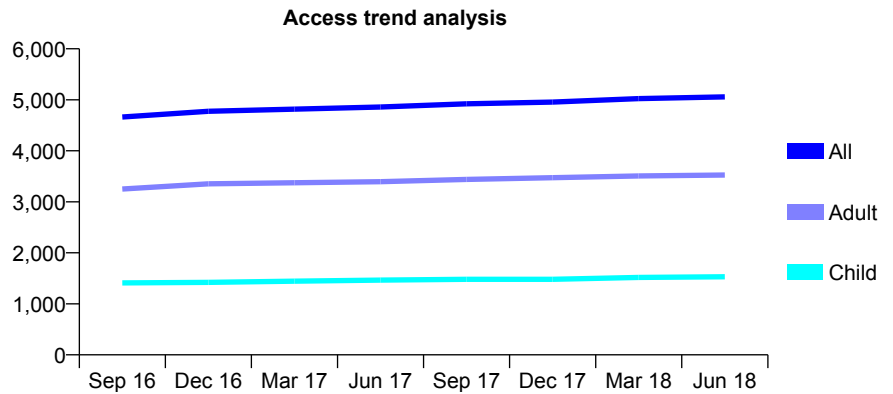
## Q59 - Vital Signs At a Glance Contract Report for 153370/0001 - June 2018

Name or company name	Mrs K Attwall and Miss K Sadhra
Contract type name	GDS Contract
Purpose of contract	General and Orthodontic
Contract start date	01/04/2009
Contract end date	

18/19 Contracted general activity (UDA)	15,375
Carry forward general activity (UDA)	0
18/19 Contracted orthodontic activity (UOA)	0
Carry forward orthodontic activity (UOA)	0
Baseline contract value	£375,776.05

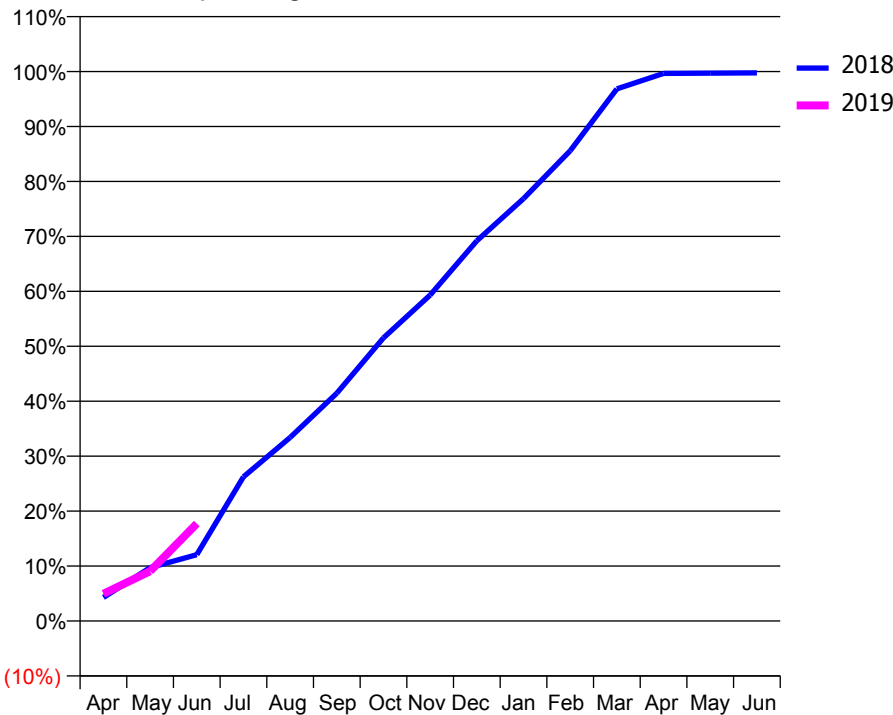
### ACCESS\*

Patients seen in 24 months	Total	Change since previous quarter
Quarter ending June 2017	4,859	
Quarter ending September 2017	4,921	→
Quarter ending December 2017	4,955	→
Quarter ending March 2018	5,024	→
Quarter ending June 2018	5,057	→
<b>Variance since June 2017</b>	<b>4.1%</b>	<b>↑</b>



### ACTIVITY

Cumulative percentage of contracted UDA delivered 2018 & 2019



Month	Adjusted Scheduled Activity (UDA)	
	2018	2019
April	658	762
May	1,493	1,394
June	1,858	2,726
July	4,037	
August	5,136	
September	6,376	
October	7,922	
November	9,121	
December	10,638	
January	11,819	
February	13,157	
March	14,889	
April	15,322	
May	15,331	
June	15,335	

### QUALITY

	Quantity	Base Number	Contract	AT	Region	England
% of FP17s for the same patient ID Re-attending within 3 months - Children	44	539	8.2%	9.3%	11.3%	11.5%
% of FP17s for the same patient ID Re-attending within 3 months - Adults	169	1,211	14.0%	13.6%	14.9%	15.4%
% of FP17s for the same patient ID Re-attending between 3 & 9 months - Children	354	539	65.7%	61.2%	60.0%	58.9%
% of FP17s for the same patient ID Re-attending between 3 & 9 months - Adults	771	1,211	63.7%	53.1%	52.6%	51.6%
% of FP17s for Band 1 Urgent Courses	88	1,531	5.7%	7.5%	7.9%	8.9%
% of FP17s Relating to Free Repair or Replacements	13	1,531	0.8%	0.8%	0.8%	0.8%
% of FP17s Relating to Continuations	9	1,531	0.6%	0.9%	0.9%	0.9%
% of Patients satisfied with the dentistry they have received	8	9	N/A	93.2%	93.2%	93.2%
% of Patients satisfied with the time they had to wait for an appointment	8	9	N/A	86.5%	89.1%	88.8%

\* This is based on patients treated on this contract for their most recent course of treatment. Figures in italics indicate the base number of FP17s or Patient Questionnaire responses are less than 100. N/A is shown where the base number of responses is less than 10 during the period. % is calculated as Quantity/Base number\*100

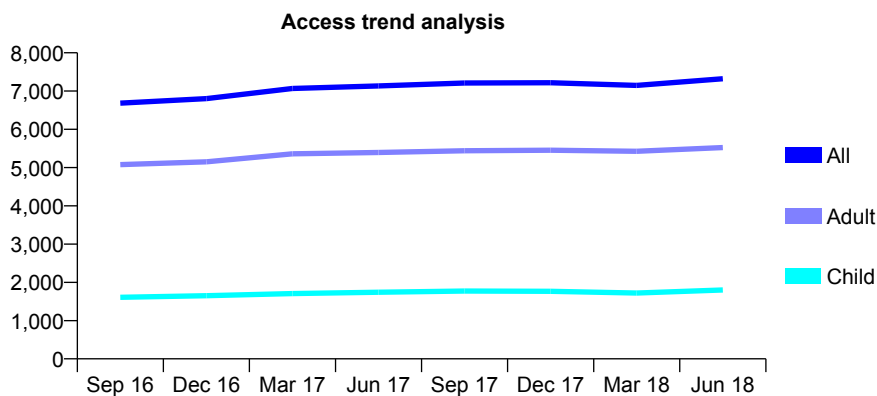
## Q59 - Vital Signs At a Glance Contract Report for 153796/0002 - June 2018

Name or company name	Smile Centre (Boston) Ltd
Contract type name	GDS Contract
Purpose of contract	General
Contract start date	01/04/2013
Contract end date	

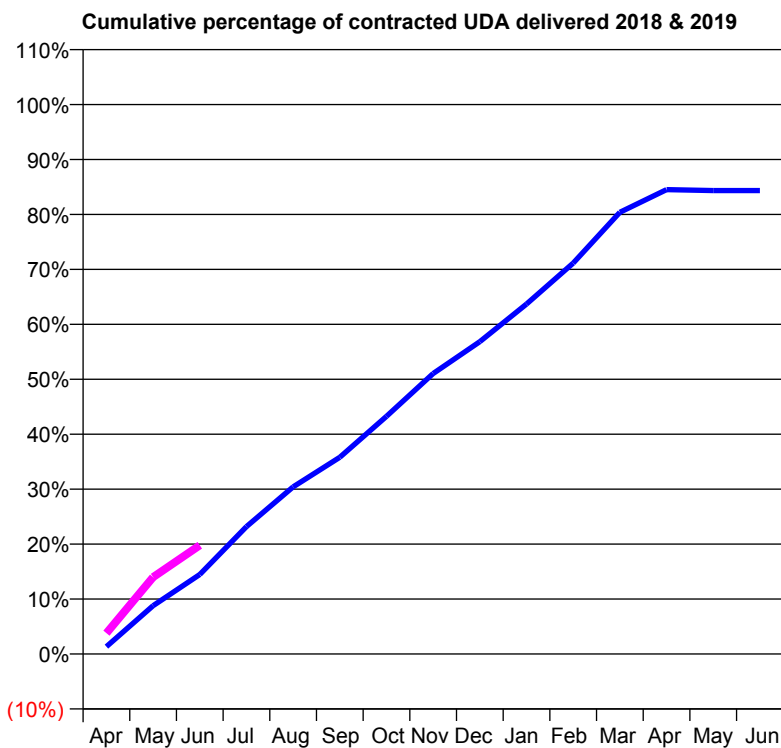
18/19 Contracted general activity (UDA)	21,200
Carry forward general activity (UDA)	0
18/19 Contracted orthodontic activity (UOA)	0
Carry forward orthodontic activity (UOA)	0
Baseline contract value	£575,766.46

### ACCESS\*

Patients seen in 24 months	Total	Change since previous quarter
Quarter ending June 2017	7,135	
Quarter ending September 2017	7,211	→
Quarter ending December 2017	7,219	→
Quarter ending March 2018	7,147	→
Quarter ending June 2018	7,322	↑
<b>Variance since June 2017</b>	<b>2.6%</b>	<b>↑</b>



### ACTIVITY



Month	Adjusted Scheduled Activity (UDA)	
	2018	2019
April	285	807
May	1,867	2,967
June	3,066	4,195
July	4,918	
August	6,446	
September	7,593	
October	9,172	
November	10,821	
December	12,052	
January	13,503	
February	15,082	
March	17,043	
April	17,918	
May	17,882	
June	17,879	

### QUALITY

	Quantity	Base Number	Contract	AT	Region	England
% of FP17s for the same patient ID Re-attending within 3 months - Children	56	592	9.5%	9.3%	11.3%	11.5%
% of FP17s for the same patient ID Re-attending within 3 months - Adults	187	1,517	12.3%	13.6%	14.9%	15.4%
% of FP17s for the same patient ID Re-attending between 3 & 9 months - Children	268	592	45.3%	61.2%	60.0%	58.9%
% of FP17s for the same patient ID Re-attending between 3 & 9 months - Adults	522	1,517	34.4%	53.1%	52.6%	51.6%
% of FP17s for Band 1 Urgent Courses	479	1,836	26.1%	7.5%	7.9%	8.9%
% of FP17s Relating to Free Repair or Replacements	8	1,836	0.4%	0.8%	0.8%	0.8%
% of FP17s Relating to Continuations	2	1,836	0.1%	0.9%	0.9%	0.9%
% of Patients satisfied with the dentistry they have received	6	9	N/A	93.2%	93.2%	93.2%
% of Patients satisfied with the time they had to wait for an appointment	6	9	N/A	86.5%	89.1%	88.8%

\* This is based on patients treated on this contract for their most recent course of treatment. Figures in italics indicate the base number of FP17s or Patient Questionnaire responses are less than 100. N/A is shown where the base number of responses is less than 10 during the period. % is calculated as Quantity/Base number\*100

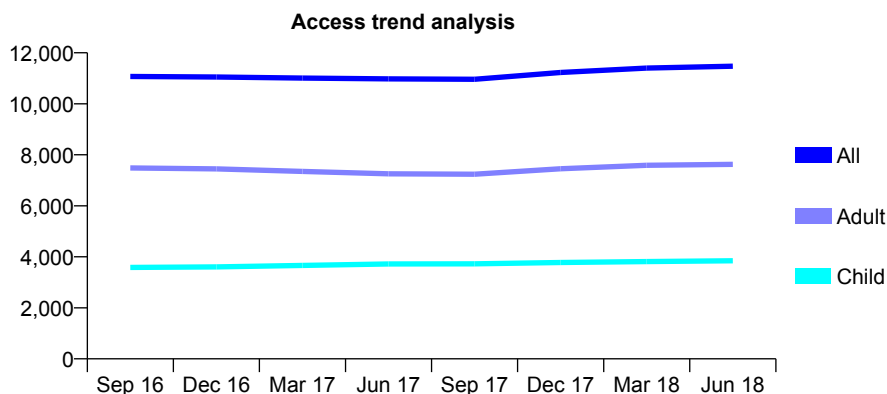
## Q59 - Vital Signs At a Glance Contract Report for 153931/0001 - June 2018

Name or company name	Wong, Wallbuton, Eastwood, Ashraf & But
Contract type name	GDS Contract
Purpose of contract	General and Orthodontic
Contract start date	01/04/2006
Contract end date	

18/19 Contracted general activity (UDA)	31,000
Carry forward general activity (UDA)	0
18/19 Contracted orthodontic activity (UOA)	524
Carry forward orthodontic activity (UOA)	0
Baseline contract value	£726,306.87

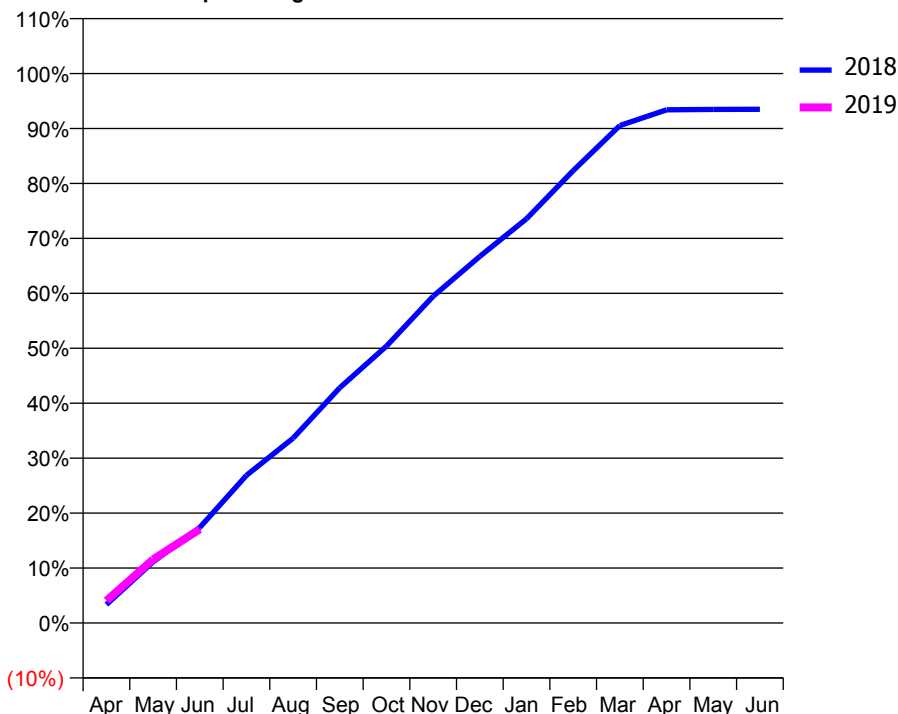
### ACCESS\*

Patients seen in 24 months	Total	Change since previous quarter
Quarter ending June 2017	10,976	
Quarter ending September 2017	10,963	→
Quarter ending December 2017	11,228	↑
Quarter ending March 2018	11,402	→
Quarter ending June 2018	11,472	→
<b>Variance since June 2017</b>	<b>4.5%</b>	<b>↑</b>



### ACTIVITY

Cumulative percentage of contracted UDA delivered 2018 & 2019



Adjusted Scheduled Activity (UDA)

Month	2018	2019
April	1,043	1,259
May	3,452	3,595
June	5,391	5,293
July	8,330	
August	10,431	
September	13,276	
October	15,622	
November	18,433	
December	20,684	
January	22,803	
February	25,525	
March	28,065	
April	28,949	
May	28,976	
June	28,979	

### QUALITY

	Quantity	Base Number	Contract	AT	Region	England
% of FP17s for the same patient ID Re-attending within 3 months - Children	103	1,403	7.3%	9.3%	11.3%	11.5%
% of FP17s for the same patient ID Re-attending within 3 months - Adults	278	2,661	10.4%	13.6%	14.9%	15.4%
% of FP17s for the same patient ID Re-attending between 3 & 9 months - Children	964	1,403	68.7%	61.2%	60.0%	58.9%
% of FP17s for the same patient ID Re-attending between 3 & 9 months - Adults	1,718	2,661	64.6%	53.1%	52.6%	51.6%
% of FP17s for Band 1 Urgent Courses	141	3,054	4.6%	7.5%	7.9%	8.9%
% of FP17s Relating to Free Repair or Replacements	37	3,054	1.2%	0.8%	0.8%	0.8%
% of FP17s Relating to Continuations	18	3,054	0.6%	0.9%	0.9%	0.9%
% of Patients satisfied with the dentistry they have received	12	12	100.0%	93.2%	93.2%	93.2%
% of Patients satisfied with the time they had to wait for an appointment	11	12	91.7%	86.5%	89.1%	88.8%

\* This is based on patients treated on this contract for their most recent course of treatment. Figures in italics indicate the base number of FP17s or Patient Questionnaire responses are less than 100. N/A is shown where the base number of responses is less than 10 during the period. % is calculated as Quantity/Base number\*100

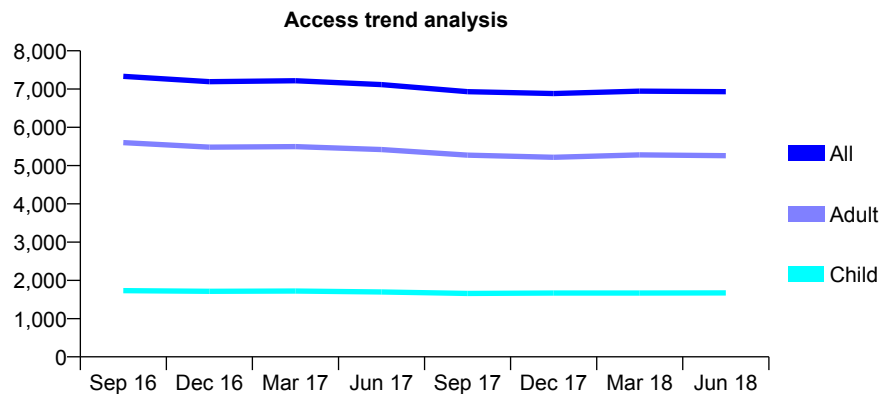
## Q59 - Vital Signs At a Glance Contract Report for 156132/0001 - June 2018

Name or company name	S Lidder & S Chahal T/A Lutterworth DP
Contract type name	GDS Contract
Purpose of contract	General
Contract start date	01/08/2013
Contract end date	

18/19 Contracted general activity (UDA)	14,326
Carry forward general activity (UDA)	0
18/19 Contracted orthodontic activity (UOA)	0
Carry forward orthodontic activity (UOA)	0
Baseline contract value	£323,375.21

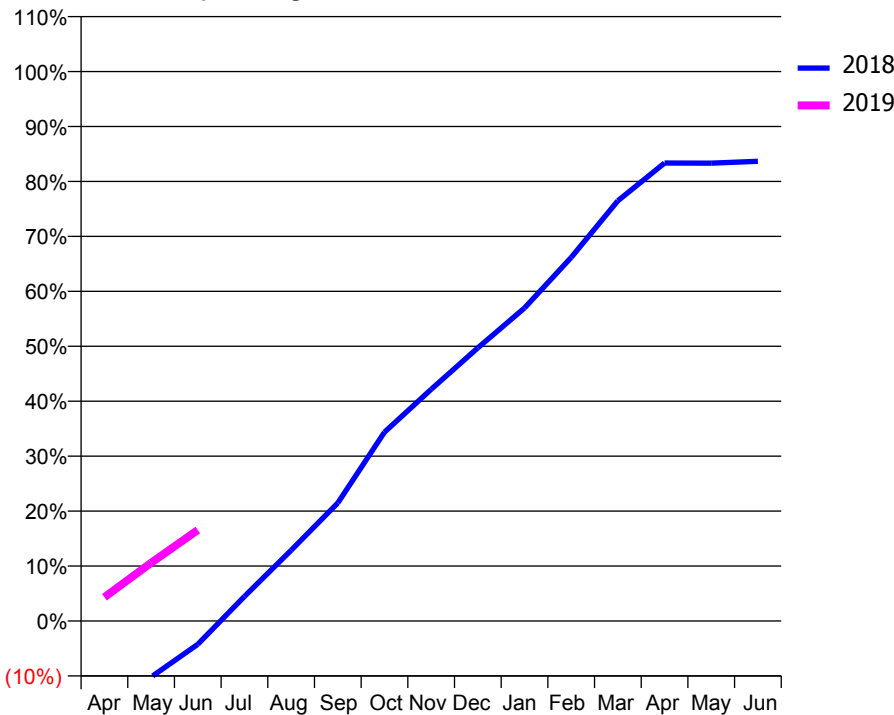
### ACCESS\*

Patients seen in 24 months	Total	Change since previous quarter
Quarter ending June 2017	7,116	
Quarter ending September 2017	6,932	↓
Quarter ending December 2017	6,883	→
Quarter ending March 2018	6,947	→
Quarter ending June 2018	6,932	→
<b>Variance since June 2017</b>	<b>(2.6%)</b>	<b>↓</b>



### ACTIVITY

Cumulative percentage of contracted UDA delivered 2018 & 2019



Month	Adjusted Scheduled Activity (UDA)	
	2018	2019
April	-2,914	622
May	-1,466	1,517
June	-611	2,373
July	641	
August	1,845	
September	3,079	
October	4,923	
November	6,039	
December	7,123	
January	8,162	
February	9,478	
March	10,956	
April	11,940	
May	11,936	
June	11,986	

### QUALITY

	Quantity	Base Number	Contract	AT	Region	England
% of FP17s for the same patient ID Re-attending within 3 months - Children	36	590	6.1%	9.3%	11.3%	11.5%
% of FP17s for the same patient ID Re-attending within 3 months - Adults	240	1,566	15.3%	13.6%	14.9%	15.4%
% of FP17s for the same patient ID Re-attending between 3 & 9 months - Children	369	590	62.5%	61.2%	60.0%	58.9%
% of FP17s for the same patient ID Re-attending between 3 & 9 months - Adults	767	1,566	49.0%	53.1%	52.6%	51.6%
% of FP17s for Band 1 Urgent Courses	126	1,486	8.5%	7.5%	7.9%	8.9%
% of FP17s Relating to Free Repair or Replacements	9	1,486	0.6%	0.8%	0.8%	0.8%
% of FP17s Relating to Continuations	3	1,486	0.2%	0.9%	0.9%	0.9%
% of Patients satisfied with the dentistry they have received	7	7	N/A	93.2%	93.2%	93.2%
% of Patients satisfied with the time they had to wait for an appointment	7	7	N/A	86.5%	89.1%	88.8%

\* This is based on patients treated on this contract for their most recent course of treatment. Figures in italics indicate the base number of FP17s or Patient Questionnaire responses are less than 100. N/A is shown where the base number of responses is less than 10 during the period. % is calculated as Quantity/Base number\*100



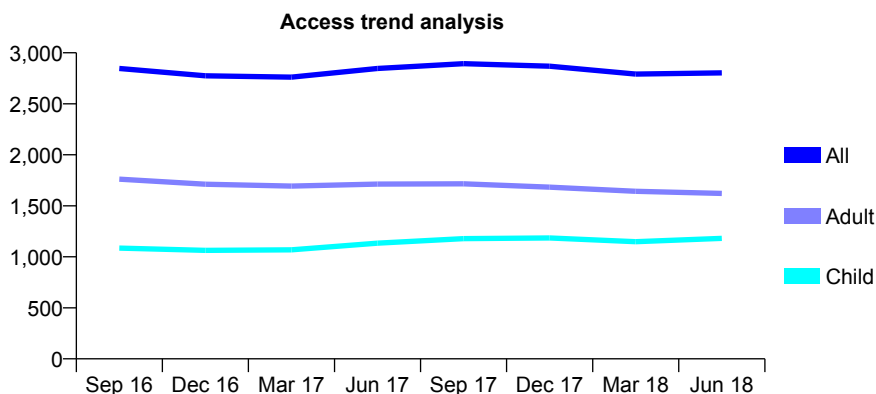
## Q59 - Vital Signs At a Glance Contract Report for 157813/0001 - June 2018

Name or company name	H.S. Virdee (Home Farm) Ltd.
Contract type name	GDS Contract
Purpose of contract	General and Orthodontic
Contract start date	01/09/2009
Contract end date	

18/19 Contracted general activity (UDA)	8,251
Carry forward general activity (UDA)	0
18/19 Contracted orthodontic activity (UOA)	125
Carry forward orthodontic activity (UOA)	0
Baseline contract value	£218,625.16

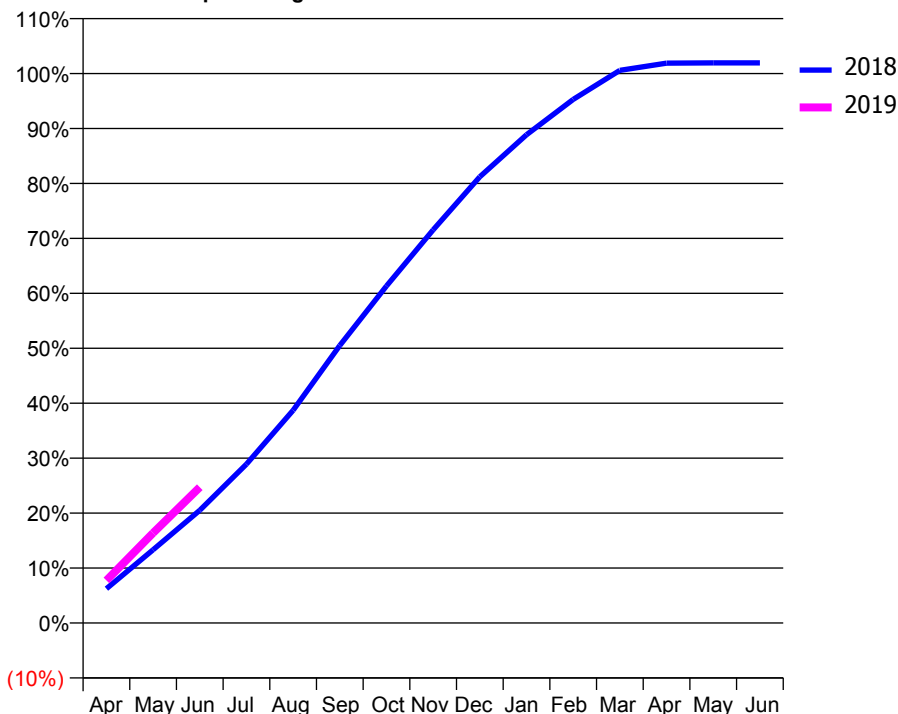
### ACCESS\*

Patients seen in 24 months	Total	Change since previous quarter
Quarter ending June 2017	2,847	
Quarter ending September 2017	2,894	→
Quarter ending December 2017	2,868	→
Quarter ending March 2018	2,792	↓
Quarter ending June 2018	2,803	→
<b>Variance since June 2017</b>	<b>(1.5%)</b>	<b>↓</b>



### ACTIVITY

Cumulative percentage of contracted UDA delivered 2018 & 2019



Month	Adjusted Scheduled Activity (UDA)	
	2018	2019
April	515	640
May	1,101	1,353
June	1,693	2,040
July	2,387	
August	3,195	
September	4,168	
October	5,060	
November	5,904	
December	6,701	
January	7,330	
February	7,861	
March	8,298	
April	8,407	
May	8,410	
June	8,410	

### QUALITY

	Quantity	Base Number	Contract	AT	Region	England
% of FP17s for the same patient ID Re-attending within 3 months - Children	16	347	4.6%	9.3%	11.3%	11.5%
% of FP17s for the same patient ID Re-attending within 3 months - Adults	55	479	11.5%	13.6%	14.9%	15.4%
% of FP17s for the same patient ID Re-attending between 3 & 9 months - Children	180	347	51.9%	61.2%	60.0%	58.9%
% of FP17s for the same patient ID Re-attending between 3 & 9 months - Adults	227	479	47.4%	53.1%	52.6%	51.6%
% of FP17s for Band 1 Urgent Courses	33	751	4.4%	7.5%	7.9%	8.9%
% of FP17s Relating to Free Repair or Replacements	5	751	0.7%	0.8%	0.8%	0.8%
% of FP17s Relating to Continuations	8	751	1.1%	0.9%	0.9%	0.9%
% of Patients satisfied with the dentistry they have received	2	2	N/A	93.2%	93.2%	93.2%
% of Patients satisfied with the time they had to wait for an appointment	2	2	N/A	86.5%	89.1%	88.8%

\* This is based on patients treated on this contract for their most recent course of treatment. Figures in italics indicate the base number of FP17s or Patient Questionnaire responses are less than 100. N/A is shown where the base number of responses is less than 10 during the period. % is calculated as Quantity/Base number\*100

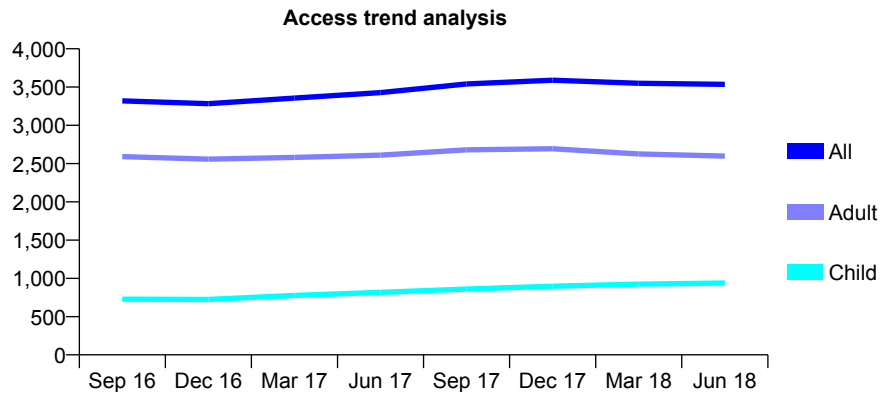
## Q59 - Vital Signs At a Glance Contract Report for 159212/0001 - June 2018

Name or company name	J Ahmad, M Hallen, A Persson & A Alfreds
Contract type name	GDS Contract
Purpose of contract	General
Contract start date	05/10/2009
Contract end date	

18/19 Contracted general activity (UDA)	9,188
Carry forward general activity (UDA)	0
18/19 Contracted orthodontic activity (UOA)	0
Carry forward orthodontic activity (UOA)	0
Baseline contract value	£232,821.06

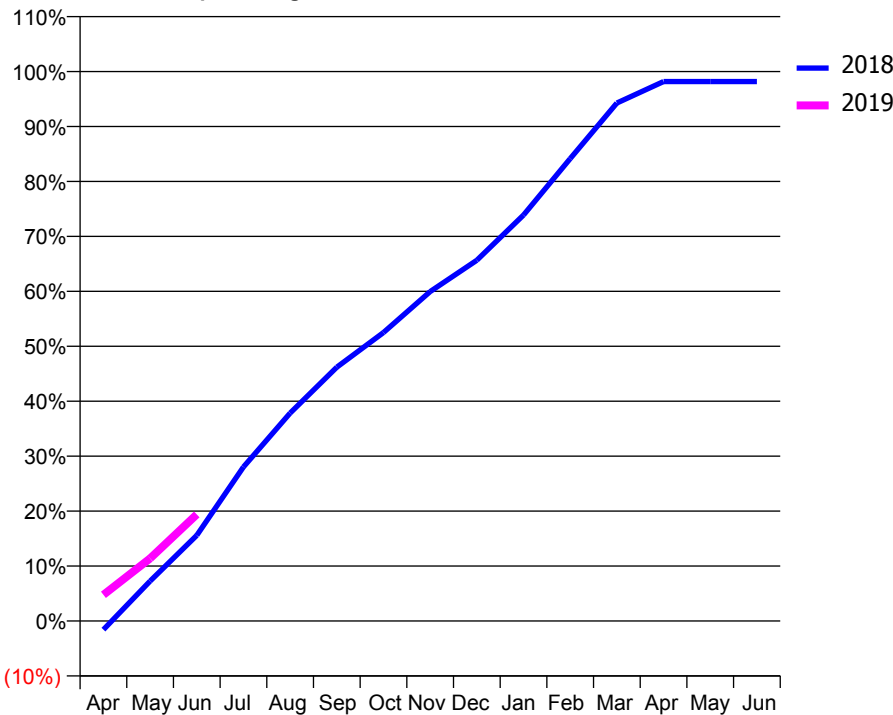
### ACCESS\*

Patients seen in 24 months	Total	Change since previous quarter
Quarter ending June 2017	3,427	
Quarter ending September 2017	3,541	↑
Quarter ending December 2017	3,590	→
Quarter ending March 2018	3,549	↓
Quarter ending June 2018	3,536	→
<b>Variance since June 2017</b>	<b>3.2%</b>	<b>↑</b>



### ACTIVITY

Cumulative percentage of contracted UDA delivered 2018 & 2019



Month	Adjusted Scheduled Activity (UDA)	
	2018	2019
April	-146	438
May	668	1,047
June	1,432	1,783
July	2,576	
August	3,477	
September	4,245	
October	4,823	
November	5,509	
December	6,032	
January	6,789	
February	7,732	
March	8,661	
April	9,021	
May	9,021	
June	9,021	

### QUALITY

	Quantity	Base Number	Contract	AT	Region	England
% of FP17s for the same patient ID Re-attending within 3 months - Children	18	293	6.1%	9.3%	11.3%	11.5%
% of FP17s for the same patient ID Re-attending within 3 months - Adults	91	780	11.7%	13.6%	14.9%	15.4%
% of FP17s for the same patient ID Re-attending between 3 & 9 months - Children	160	293	54.6%	61.2%	60.0%	58.9%
% of FP17s for the same patient ID Re-attending between 3 & 9 months - Adults	454	780	58.2%	53.1%	52.6%	51.6%
% of FP17s for Band 1 Urgent Courses	35	884	4.0%	7.5%	7.9%	8.9%
% of FP17s Relating to Free Repair or Replacements	9	884	1.0%	0.8%	0.8%	0.8%
% of FP17s Relating to Continuations	6	884	0.7%	0.9%	0.9%	0.9%
% of Patients satisfied with the dentistry they have received	6	6	N/A	93.2%	93.2%	93.2%
% of Patients satisfied with the time they had to wait for an appointment	6	6	N/A	86.5%	89.1%	88.8%

\* This is based on patients treated on this contract for their most recent course of treatment. Figures in italics indicate the base number of FP17s or Patient Questionnaire responses are less than 100. N/A is shown where the base number of responses is less than 10 during the period. % is calculated as Quantity/Base number\*100

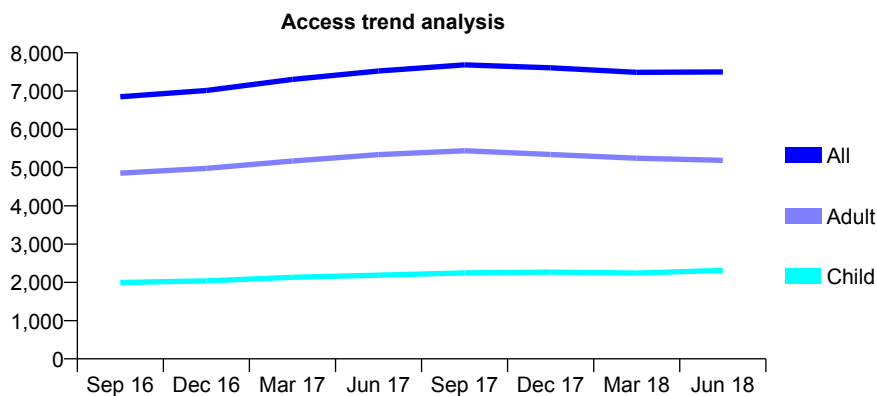
## Q59 - Vital Signs At a Glance Contract Report for 160652/0001 - June 2018

Name or company name	Carillon Dental Care Limited
Contract type name	Pilot Contract
Purpose of contract	General
Contract start date	01/05/2014
Contract end date	

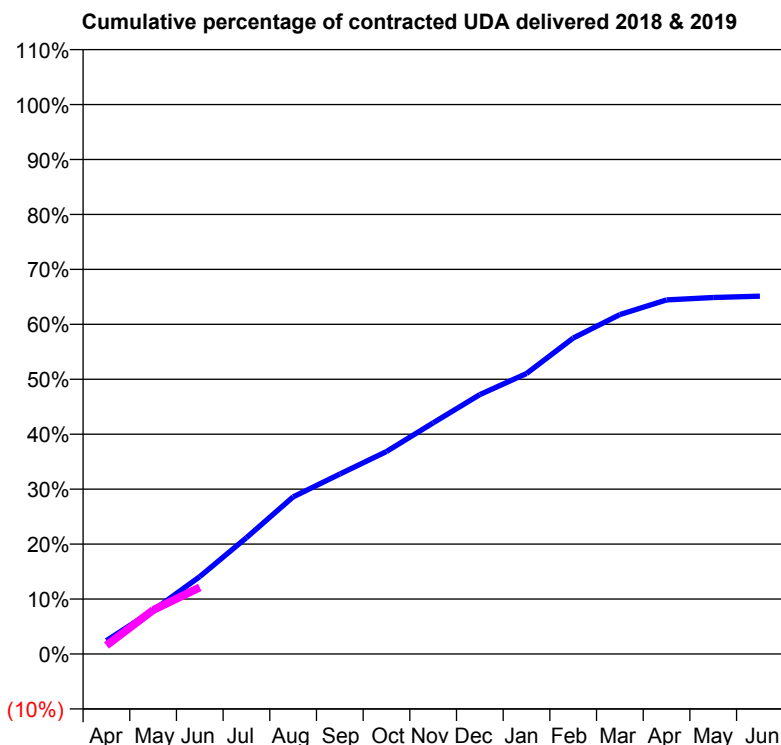
18/19 Contracted general activity (UDA)	21,417
Carry forward general activity (UDA)	0
18/19 Contracted orthodontic activity (UOA)	0
Carry forward orthodontic activity (UOA)	0
Baseline contract value	£554,893.92

### ACCESS\*

Patients seen in 24 months	Total	Change since previous quarter
Quarter ending June 2017	7,525	
Quarter ending September 2017	7,684	↑
Quarter ending December 2017	7,608	→
Quarter ending March 2018	7,488	↓
Quarter ending June 2018	7,500	→
<b>Variance since June 2017</b>	<b>(0.3%)</b>	→



### ACTIVITY



Month	Adjusted Scheduled Activity (UDA)	
	2018	2019
April	520	338
May	1,703	1,715
June	3,018	2,598
July	4,537	
August	6,122	
September	7,015	
October	7,894	
November	9,011	
December	10,112	
January	10,931	
February	12,316	
March	13,230	
April	13,800	
May	13,896	
June	13,947	

### QUALITY

	Quantity	Base Number	Contract	AT	Region	England
% of FP17s for the same patient ID Re-attending within 3 months - Children	27	482	5.6%	9.3%	11.3%	11.5%
% of FP17s for the same patient ID Re-attending within 3 months - Adults	126	1,083	11.6%	13.6%	14.9%	15.4%
% of FP17s for the same patient ID Re-attending between 3 & 9 months - Children	92	482	19.1%	61.2%	60.0%	58.9%
% of FP17s for the same patient ID Re-attending between 3 & 9 months - Adults	199	1,083	18.4%	53.1%	52.6%	51.6%
% of FP17s for Band 1 Urgent Courses	108	1,104	9.8%	7.5%	7.9%	8.9%
% of FP17s Relating to Free Repair or Replacements	9	1,104	0.8%	0.8%	0.8%	0.8%
% of FP17s Relating to Continuations	8	1,104	0.7%	0.9%	0.9%	0.9%
% of Patients satisfied with the dentistry they have received	3	3	N/A	93.2%	93.2%	93.2%
% of Patients satisfied with the time they had to wait for an appointment	2	3	N/A	86.5%	89.1%	88.8%

\* This is based on patients treated on this contract for their most recent course of treatment. Figures in italics indicate the base number of FP17s or Patient Questionnaire responses are less than 100. N/A is shown where the base number of responses is less than 10 during the period. % is calculated as Quantity/Base number\*100

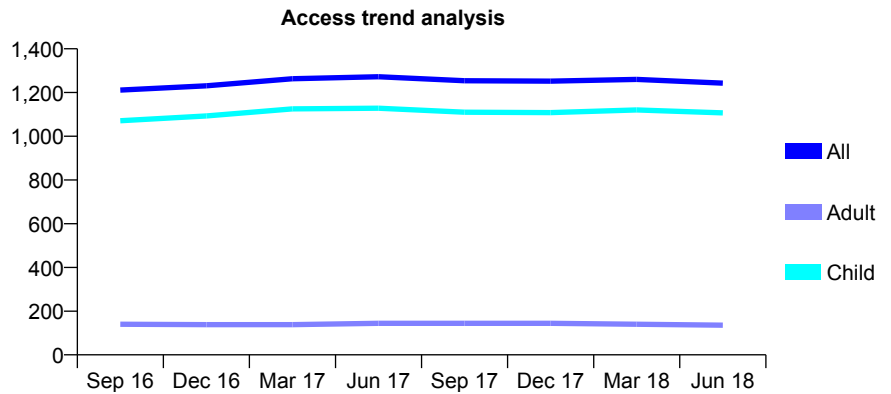
## Q59 - Vital Signs At a Glance Contract Report for 161047/0001 - June 2018

Name or company name	Mr M Koria & Mrs S Moncur
Contract type name	GDS Contract
Purpose of contract	General
Contract start date	01/05/2012
Contract end date	

18/19 Contracted general activity (UDA)	2,950
Carry forward general activity (UDA)	0
18/19 Contracted orthodontic activity (UOA)	0
Carry forward orthodontic activity (UOA)	0
Baseline contract value	£68,743.24

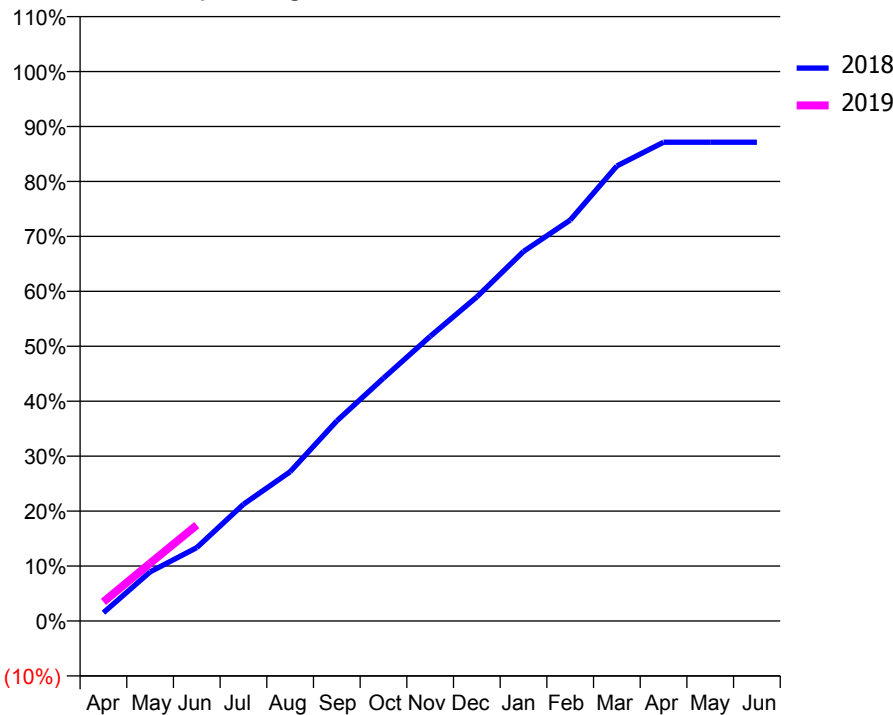
### ACCESS\*

Patients seen in 24 months	Total	Change since previous quarter
Quarter ending June 2017	1,272	
Quarter ending September 2017	1,254	↓
Quarter ending December 2017	1,252	→
Quarter ending March 2018	1,260	→
Quarter ending June 2018	1,243	↓
<b>Variance since June 2017</b>	<b>(2.3%)</b>	<b>↓</b>



### ACTIVITY

Cumulative percentage of contracted UDA delivered 2018 & 2019



Month	Adjusted Scheduled Activity (UDA)	
	2018	2019
April	45	103
May	264	310
June	394	515
July	627	
August	801	
September	1,074	
October	1,304	
November	1,528	
December	1,740	
January	1,984	
February	2,153	
March	2,443	
April	2,570	
May	2,570	
June	2,570	

### QUALITY

	Quantity	Base Number	Contract	AT	Region	England
% of FP17s for the same patient ID Re-attending within 3 months - Children	28	450	6.2%	9.3%	11.3%	11.5%
% of FP17s for the same patient ID Re-attending within 3 months - Adults	0	18	0.0%	13.6%	14.9%	15.4%
% of FP17s for the same patient ID Re-attending between 3 & 9 months - Children	319	450	70.9%	61.2%	60.0%	58.9%
% of FP17s for the same patient ID Re-attending between 3 & 9 months - Adults	12	18	66.7%	53.1%	52.6%	51.6%
% of FP17s for Band 1 Urgent Courses	20	374	5.3%	7.5%	7.9%	8.9%
% of FP17s Relating to Free Repair or Replacements	0	374	0.0%	0.8%	0.8%	0.8%
% of FP17s Relating to Continuations	4	374	1.1%	0.9%	0.9%	0.9%
% of Patients satisfied with the dentistry they have received	0	0	N/A	93.2%	93.2%	93.2%
% of Patients satisfied with the time they had to wait for an appointment	0	0	N/A	86.5%	89.1%	88.8%

\* This is based on patients treated on this contract for their most recent course of treatment. Figures in italics indicate the base number of FP17s or Patient Questionnaire responses are less than 100. N/A is shown where the base number of responses is less than 10 during the period. % is calculated as Quantity/Base number\*100

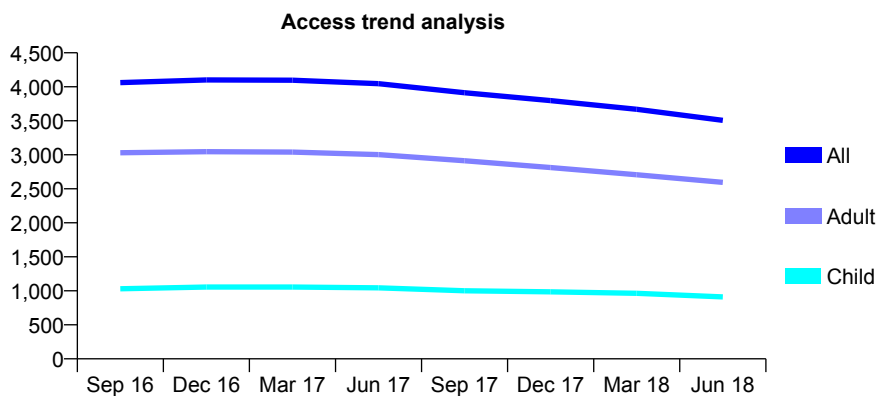
## Q59 - Vital Signs At a Glance Contract Report for 161489/0001 - June 2018

Name or company name	Olive Tree Dental Practice Limited
Contract type name	GDS Contract
Purpose of contract	General
Contract start date	14/02/2012
Contract end date	

18/19 Contracted general activity (UDA)	11,510
Carry forward general activity (UDA)	0
18/19 Contracted orthodontic activity (UOA)	0
Carry forward orthodontic activity (UOA)	0
Baseline contract value	£241,440.68

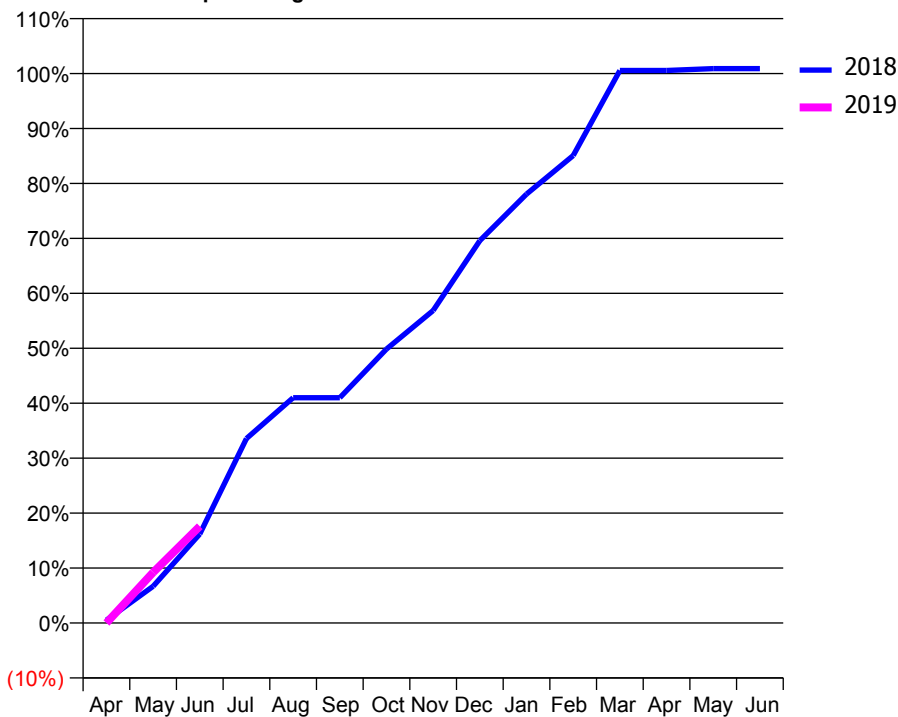
### ACCESS\*

Patients seen in 24 months	Total	Change since previous quarter
Quarter ending June 2017	4,046	
Quarter ending September 2017	3,913	↓
Quarter ending December 2017	3,798	↓
Quarter ending March 2018	3,669	↓
Quarter ending June 2018	3,506	↓
<b>Variance since June 2017</b>	<b>(13.3%)</b>	<b>↓</b>



### ACTIVITY

Cumulative percentage of contracted UDA delivered 2018 & 2019



Month	Adjusted Scheduled Activity (UDA)	
	2018	2019
April	61	0
May	769	1,060
June	1,866	2,026
July	3,864	
August	4,720	
September	4,720	
October	5,739	
November	6,547	
December	8,010	
January	8,983	
February	9,791	
March	11,574	
April	11,574	
May	11,613	
June	11,613	

### QUALITY

	Quantity	Base Number	Contract	AT	Region	England
% of FP17s for the same patient ID Re-attending within 3 months - Children	14	211	6.6%	9.3%	11.3%	11.5%
% of FP17s for the same patient ID Re-attending within 3 months - Adults	106	767	13.8%	13.6%	14.9%	15.4%
% of FP17s for the same patient ID Re-attending between 3 & 9 months - Children	165	211	78.2%	61.2%	60.0%	58.9%
% of FP17s for the same patient ID Re-attending between 3 & 9 months - Adults	556	767	72.5%	53.1%	52.6%	51.6%
% of FP17s for Band 1 Urgent Courses	46	964	4.8%	7.5%	7.9%	8.9%
% of FP17s Relating to Free Repair or Replacements	37	964	3.8%	0.8%	0.8%	0.8%
% of FP17s Relating to Continuations	13	964	1.3%	0.9%	0.9%	0.9%
% of Patients satisfied with the dentistry they have received	3	3	N/A	93.2%	93.2%	93.2%
% of Patients satisfied with the time they had to wait for an appointment	3	3	N/A	86.5%	89.1%	88.8%

\* This is based on patients treated on this contract for their most recent course of treatment. Figures in italics indicate the base number of FP17s or Patient Questionnaire responses are less than 100. N/A is shown where the base number of responses is less than 10 during the period. % is calculated as Quantity/Base number\*100

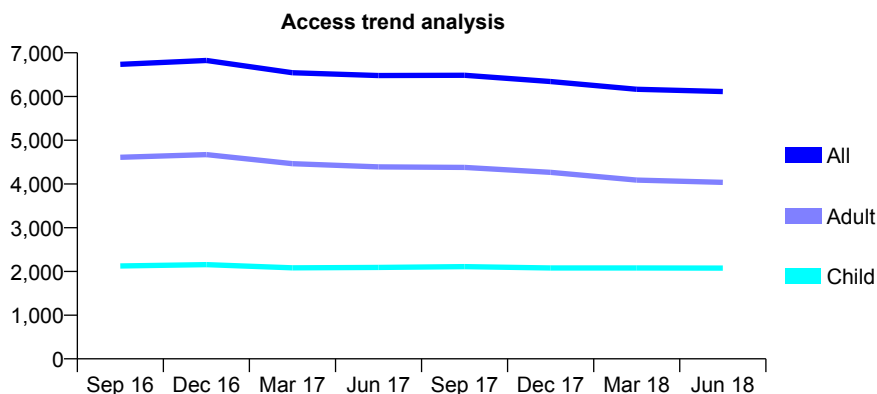
## Q59 - Vital Signs At a Glance Contract Report for 162078/0001 - June 2018

Name or company name	Dr Hindocha Ltd.
Contract type name	GDS Contract
Purpose of contract	General
Contract start date	01/05/2007
Contract end date	

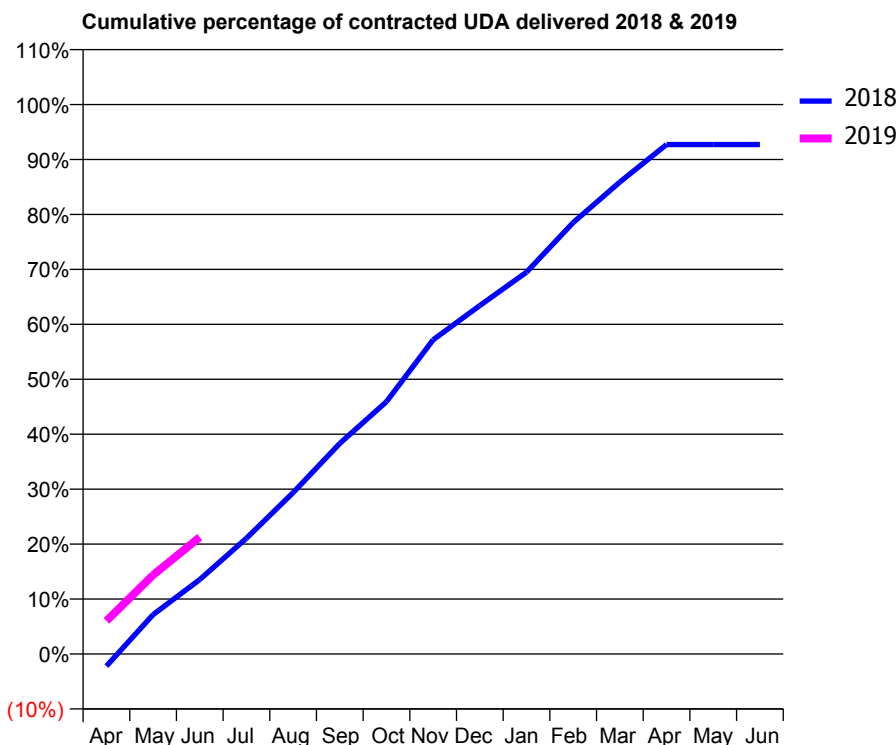
18/19 Contracted general activity (UDA)	15,789
Carry forward general activity (UDA)	0
18/19 Contracted orthodontic activity (UOA)	0
Carry forward orthodontic activity (UOA)	0
Baseline contract value	£410,947.35

### ACCESS\*

Patients seen in 24 months	Total	Change since previous quarter
Quarter ending June 2017	6,481	
Quarter ending September 2017	6,486	→
Quarter ending December 2017	6,344	↓
Quarter ending March 2018	6,167	↓
Quarter ending June 2018	6,114	→
<b>Variance since June 2017</b>	<b>(5.7%)</b>	<b>↓</b>



### ACTIVITY



Adjusted Scheduled Activity (UDA)		
Month	2018	2019
April	-350	951
May	1,131	2,271
June	2,140	3,360
July	3,327	
August	4,639	
September	6,053	
October	7,252	
November	9,030	
December	10,015	
January	10,970	
February	12,398	
March	13,563	
April	14,638	
May	14,639	
June	14,639	

### QUALITY

	Quantity	Base Number	Contract	AT	Region	England
% of FP17s for the same patient ID Re-attending within 3 months - Children	39	663	5.9%	9.3%	11.3%	11.5%
% of FP17s for the same patient ID Re-attending within 3 months - Adults	218	1,230	17.7%	13.6%	14.9%	15.4%
% of FP17s for the same patient ID Re-attending between 3 & 9 months - Children	237	663	35.7%	61.2%	60.0%	58.9%
% of FP17s for the same patient ID Re-attending between 3 & 9 months - Adults	366	1,230	29.8%	53.1%	52.6%	51.6%
% of FP17s for Band 1 Urgent Courses	185	1,354	13.7%	7.5%	7.9%	8.9%
% of FP17s Relating to Free Repair or Replacements	14	1,354	1.0%	0.8%	0.8%	0.8%
% of FP17s Relating to Continuations	17	1,354	1.3%	0.9%	0.9%	0.9%
% of Patients satisfied with the dentistry they have received	2	2	N/A	93.2%	93.2%	93.2%
% of Patients satisfied with the time they had to wait for an appointment	2	2	N/A	86.5%	89.1%	88.8%

\* This is based on patients treated on this contract for their most recent course of treatment. Figures in italics indicate the base number of FP17s or Patient Questionnaire responses are less than 100. N/A is shown where the base number of responses is less than 10 during the period. % is calculated as Quantity/Base number\*100

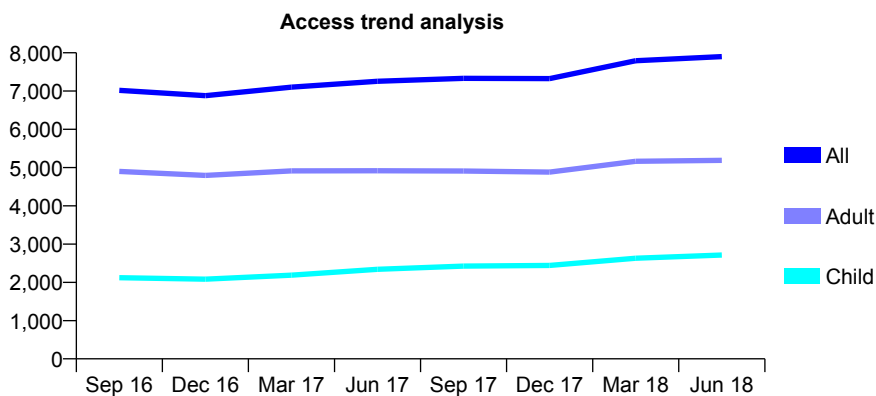
## Q59 - Vital Signs At a Glance Contract Report for 162078/0002 - June 2018

Name or company name	Dr Hindocha Ltd.
Contract type name	GDS Contract
Purpose of contract	General
Contract start date	01/05/2007
Contract end date	

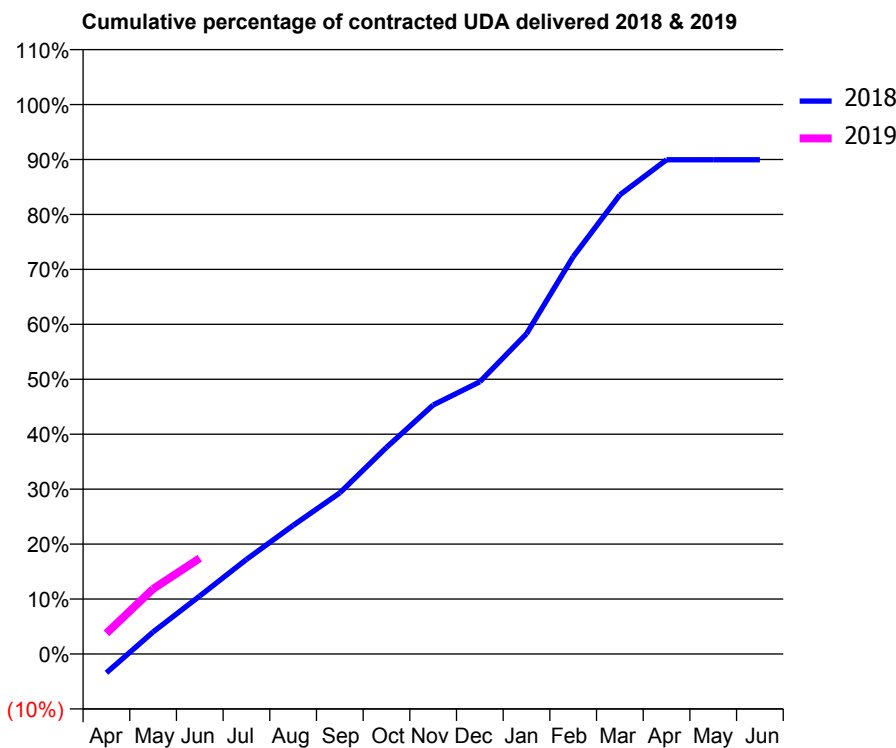
18/19 Contracted general activity (UDA)	23,226
Carry forward general activity (UDA)	0
18/19 Contracted orthodontic activity (UOA)	0
Carry forward orthodontic activity (UOA)	0
Baseline contract value	£597,119.34

### ACCESS\*

Patients seen in 24 months	Total	Change since previous quarter
Quarter ending June 2017	7,257	
Quarter ending September 2017	7,333	→
Quarter ending December 2017	7,324	→
Quarter ending March 2018	7,794	↑
Quarter ending June 2018	7,900	→
<b>Variance since June 2017</b>	<b>8.9%</b>	<b>↑</b>



### ACTIVITY



Month	Adjusted Scheduled Activity (UDA)	
	2018	2019
April	-795	877
May	933	2,754
June	2,454	4,047
July	4,001	
August	5,436	
September	6,809	
October	8,734	
November	10,527	
December	11,504	
January	13,534	
February	16,792	
March	19,406	
April	20,891	
May	20,891	
June	20,891	

### QUALITY

	Quantity	Base Number	Contract	AT	Region	England
% of FP17s for the same patient ID Re-attending within 3 months - Children	93	827	11.2%	9.3%	11.3%	11.5%
% of FP17s for the same patient ID Re-attending within 3 months - Adults	258	1,371	18.8%	13.6%	14.9%	15.4%
% of FP17s for the same patient ID Re-attending between 3 & 9 months - Children	308	827	37.2%	61.2%	60.0%	58.9%
% of FP17s for the same patient ID Re-attending between 3 & 9 months - Adults	422	1,371	30.8%	53.1%	52.6%	51.6%
% of FP17s for Band 1 Urgent Courses	342	1,649	20.7%	7.5%	7.9%	8.9%
% of FP17s Relating to Free Repair or Replacements	14	1,649	0.8%	0.8%	0.8%	0.8%
% of FP17s Relating to Continuations	31	1,649	1.9%	0.9%	0.9%	0.9%
% of Patients satisfied with the dentistry they have received	5	7	N/A	93.2%	93.2%	93.2%
% of Patients satisfied with the time they had to wait for an appointment	5	7	N/A	86.5%	89.1%	88.8%

\* This is based on patients treated on this contract for their most recent course of treatment. Figures in italics indicate the base number of FP17s or Patient Questionnaire responses are less than 100. N/A is shown where the base number of responses is less than 10 during the period. % is calculated as Quantity/Base number\*100

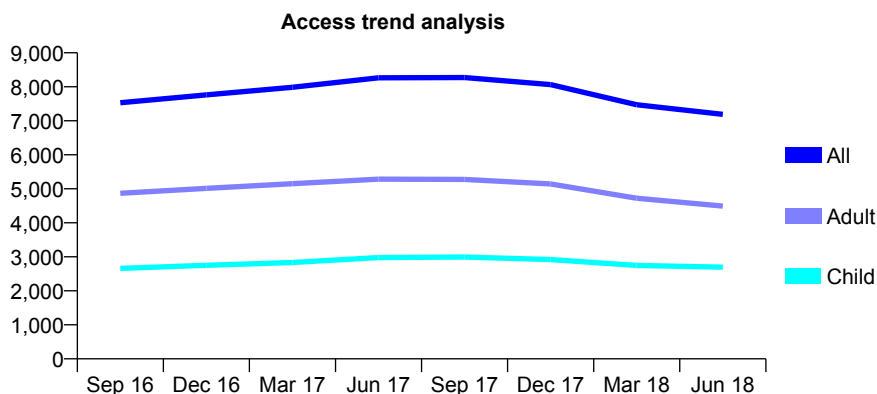
## Q59 - Vital Signs At a Glance Contract Report for 162078/0003 - June 2018

Name or company name	Dr Hindocha Ltd.
Contract type name	GDS Contract
Purpose of contract	General
Contract start date	01/05/2007
Contract end date	

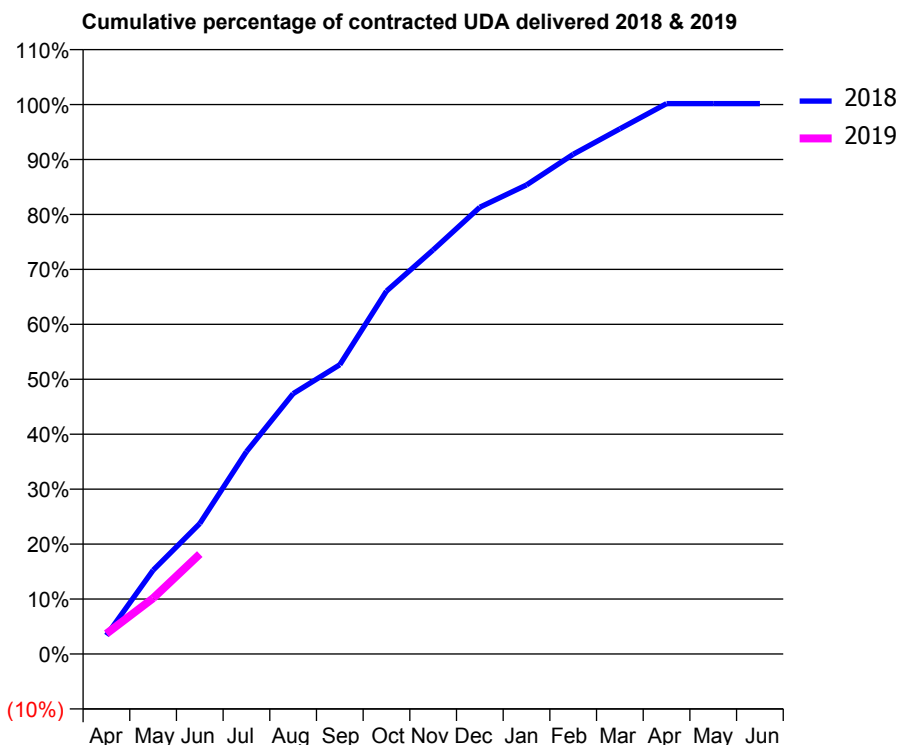
18/19 Contracted general activity (UDA)	17,811
Carry forward general activity (UDA)	0
18/19 Contracted orthodontic activity (UOA)	0
Carry forward orthodontic activity (UOA)	0
Baseline contract value	£465,596.17

### ACCESS\*

Patients seen in 24 months	Total	Change since previous quarter
Quarter ending June 2017	8,266	
Quarter ending September 2017	8,272	→
Quarter ending December 2017	8,064	↓
Quarter ending March 2018	7,471	↓
Quarter ending June 2018	7,189	↓
<b>Variance since June 2017</b>	<b>(13.0%)</b>	<b>↓</b>



### ACTIVITY



Adjusted Scheduled Activity (UDA)		
Month	2018	2019
April	605	659
May	2,718	1,810
June	4,229	3,238
July	6,560	
August	8,438	
September	9,378	
October	11,765	
November	13,100	
December	14,482	
January	15,205	
February	16,196	
March	17,022	
April	17,841	
May	17,841	
June	17,841	

### QUALITY

	Quantity	Base Number	Contract	AT	Region	England
% of FP17s for the same patient ID Re-attending within 3 months - Children	52	674	7.7%	9.3%	11.3%	11.5%
% of FP17s for the same patient ID Re-attending within 3 months - Adults	231	1,078	21.4%	13.6%	14.9%	15.4%
% of FP17s for the same patient ID Re-attending between 3 & 9 months - Children	236	674	35.0%	61.2%	60.0%	58.9%
% of FP17s for the same patient ID Re-attending between 3 & 9 months - Adults	345	1,078	32.0%	53.1%	52.6%	51.6%
% of FP17s for Band 1 Urgent Courses	167	1,369	12.2%	7.5%	7.9%	8.9%
% of FP17s Relating to Free Repair or Replacements	26	1,369	1.9%	0.8%	0.8%	0.8%
% of FP17s Relating to Continuations	7	1,369	0.5%	0.9%	0.9%	0.9%
% of Patients satisfied with the dentistry they have received	2	2	N/A	93.2%	93.2%	93.2%
% of Patients satisfied with the time they had to wait for an appointment	2	2	N/A	86.5%	89.1%	88.8%

\* This is based on patients treated on this contract for their most recent course of treatment. Figures in italics indicate the base number of FP17s or Patient Questionnaire responses are less than 100. N/A is shown where the base number of responses is less than 10 during the period. % is calculated as Quantity/Base number\*100



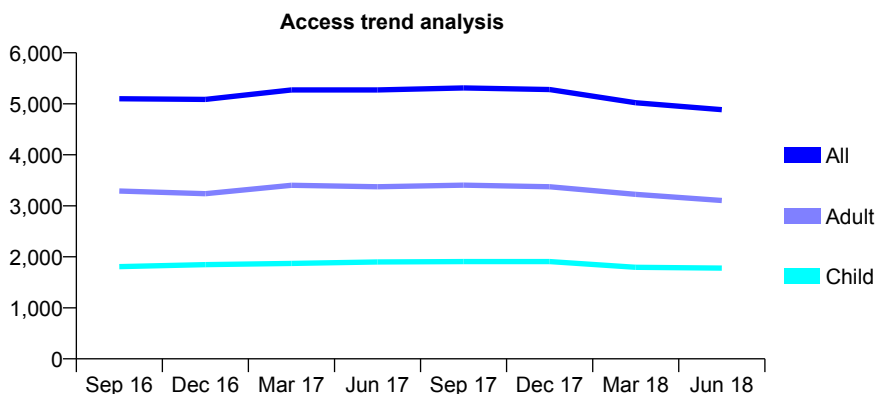
## Q59 - Vital Signs At a Glance Contract Report for 162078/0004 - June 2018

Name or company name	Dr Hindocha Ltd.
Contract type name	GDS Contract
Purpose of contract	General
Contract start date	01/05/2007
Contract end date	

18/19 Contracted general activity (UDA)	11,036
Carry forward general activity (UDA)	0
18/19 Contracted orthodontic activity (UOA)	0
Carry forward orthodontic activity (UOA)	0
Baseline contract value	£262,594.56

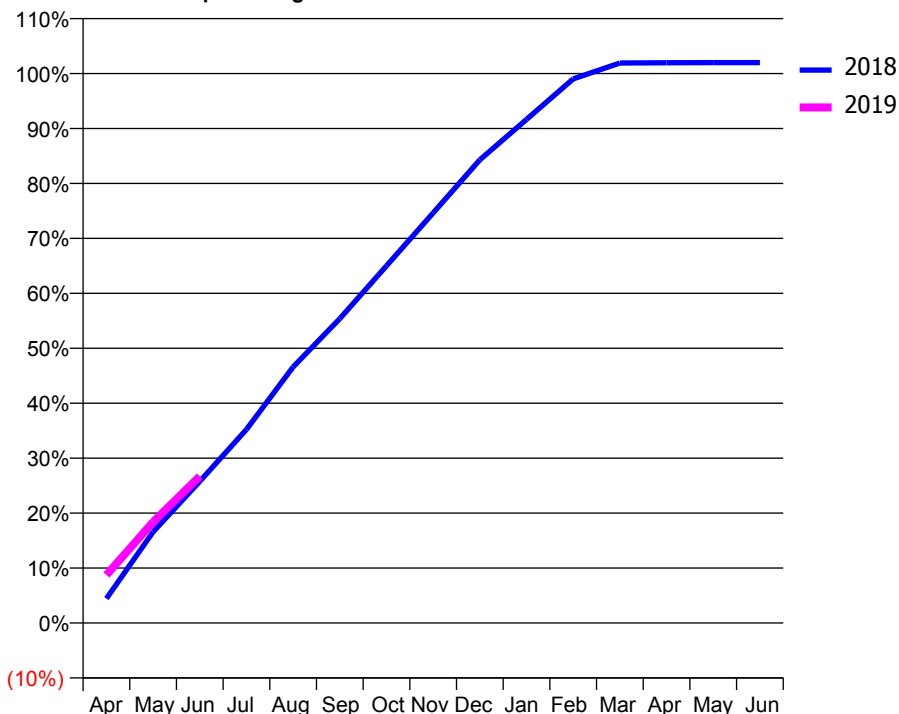
### ACCESS\*

Patients seen in 24 months	Total	Change since previous quarter
Quarter ending June 2017	5,272	
Quarter ending September 2017	5,312	→
Quarter ending December 2017	5,280	→
Quarter ending March 2018	5,021	↓
Quarter ending June 2018	4,884	↓
<b>Variance since June 2017</b>	<b>(7.4%)</b>	<b>↓</b>



### ACTIVITY

Cumulative percentage of contracted UDA delivered 2018 & 2019



Month	Adjusted Scheduled Activity (UDA)	
	2018	2019
April	492	966
May	1,831	2,028
June	2,846	2,948
July	3,886	
August	5,144	
September	6,112	
October	7,172	
November	8,236	
December	9,302	
January	10,113	
February	10,929	
March	11,248	
April	11,251	
May	11,254	
June	11,254	

### QUALITY

	Quantity	Base Number	Contract	AT	Region	England
% of FP17s for the same patient ID Re-attending within 3 months - Children	39	502	7.8%	9.3%	11.3%	11.5%
% of FP17s for the same patient ID Re-attending within 3 months - Adults	126	764	16.5%	13.6%	14.9%	15.4%
% of FP17s for the same patient ID Re-attending between 3 & 9 months - Children	174	502	34.7%	61.2%	60.0%	58.9%
% of FP17s for the same patient ID Re-attending between 3 & 9 months - Adults	247	764	32.3%	53.1%	52.6%	51.6%
% of FP17s for Band 1 Urgent Courses	176	1,264	13.9%	7.5%	7.9%	8.9%
% of FP17s Relating to Free Repair or Replacements	25	1,264	2.0%	0.8%	0.8%	0.8%
% of FP17s Relating to Continuations	33	1,264	2.6%	0.9%	0.9%	0.9%
% of Patients satisfied with the dentistry they have received	4	4	N/A	93.2%	93.2%	93.2%
% of Patients satisfied with the time they had to wait for an appointment	4	4	N/A	86.5%	89.1%	88.8%

\* This is based on patients treated on this contract for their most recent course of treatment. Figures in italics indicate the base number of FP17s or Patient Questionnaire responses are less than 100. N/A is shown where the base number of responses is less than 10 during the period. % is calculated as Quantity/Base number\*100

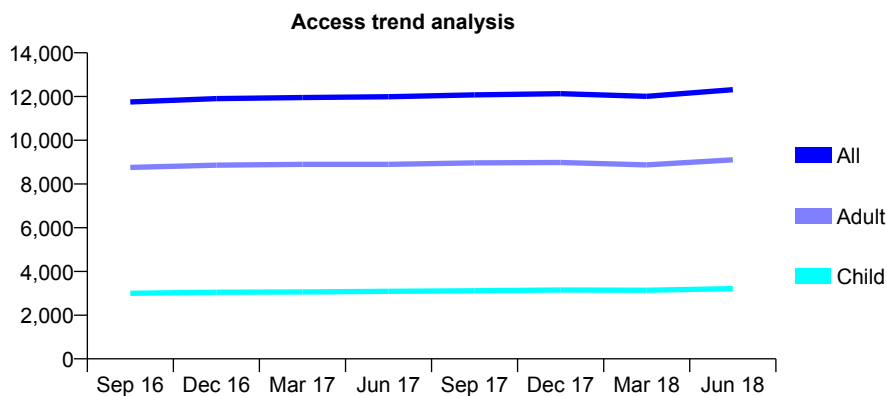
## Q59 - Vital Signs At a Glance Contract Report for 164275/0001 - June 2018

Name or company name	Patel and Hanji
Contract type name	GDS Contract
Purpose of contract	General
Contract start date	01/02/2012
Contract end date	

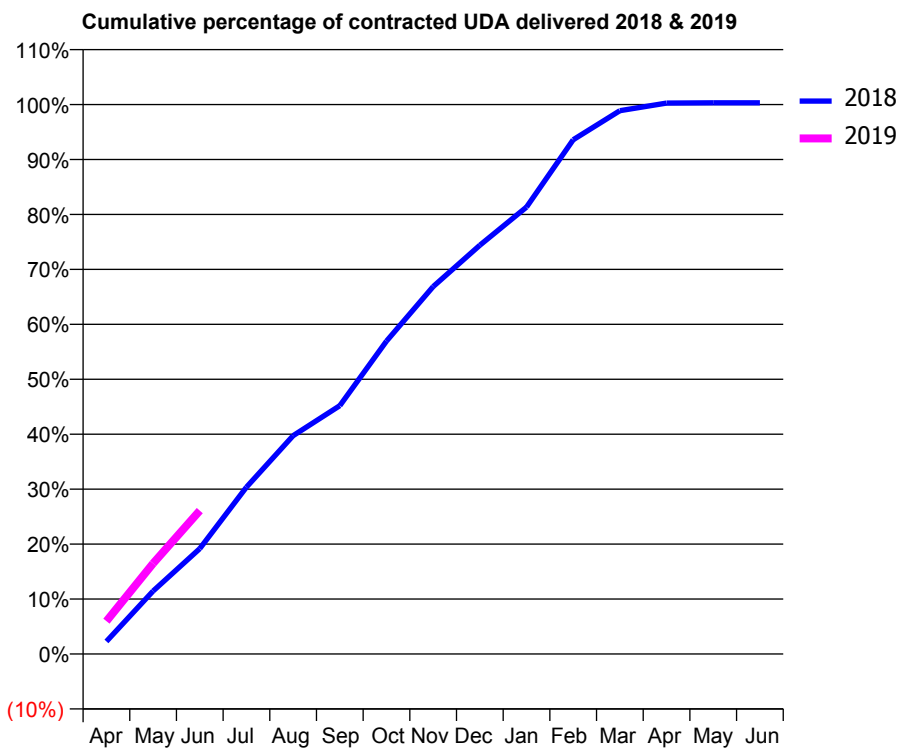
18/19 Contracted general activity (UDA)	36,421
Carry forward general activity (UDA)	0
18/19 Contracted orthodontic activity (UOA)	0
Carry forward orthodontic activity (UOA)	0
Baseline contract value	£801,109.80

### ACCESS\*

Patients seen in 24 months	Total	Change since previous quarter
Quarter ending June 2017	11,989	
Quarter ending September 2017	12,077	→
Quarter ending December 2017	12,130	→
Quarter ending March 2018	12,008	↓
Quarter ending June 2018	12,316	↑
<b>Variance since June 2017</b>	<b>2.7%</b>	<b>↑</b>



### ACTIVITY



Month	Adjusted Scheduled Activity (UDA)	
	2018	2019
April	834	2,177
May	4,175	6,009
June	6,987	9,503
July	11,065	
August	14,475	
September	16,460	
October	20,743	
November	24,352	
December	27,094	
January	29,619	
February	34,086	
March	36,012	
April	36,519	
May	36,531	
June	36,530	

### QUALITY

	Quantity	Base Number	Contract	AT	Region	England
% of FP17s for the same patient ID Re-attending within 3 months - Children	110	1,337	8.2%	9.3%	11.3%	11.5%
% of FP17s for the same patient ID Re-attending within 3 months - Adults	360	3,114	11.6%	13.6%	14.9%	15.4%
% of FP17s for the same patient ID Re-attending between 3 & 9 months - Children	752	1,337	56.2%	61.2%	60.0%	58.9%
% of FP17s for the same patient ID Re-attending between 3 & 9 months - Adults	1,588	3,114	51.0%	53.1%	52.6%	51.6%
% of FP17s for Band 1 Urgent Courses	384	4,213	9.1%	7.5%	7.9%	8.9%
% of FP17s Relating to Free Repair or Replacements	101	4,213	2.4%	0.8%	0.8%	0.8%
% of FP17s Relating to Continuations	33	4,213	0.8%	0.9%	0.9%	0.9%
% of Patients satisfied with the dentistry they have received	14	15	93.3%	93.2%	93.2%	93.2%
% of Patients satisfied with the time they had to wait for an appointment	9	15	60.0%	86.5%	89.1%	88.8%

\* This is based on patients treated on this contract for their most recent course of treatment. Figures in italics indicate the base number of FP17s or Patient Questionnaire responses are less than 100. N/A is shown where the base number of responses is less than 10 during the period. % is calculated as Quantity/Base number\*100

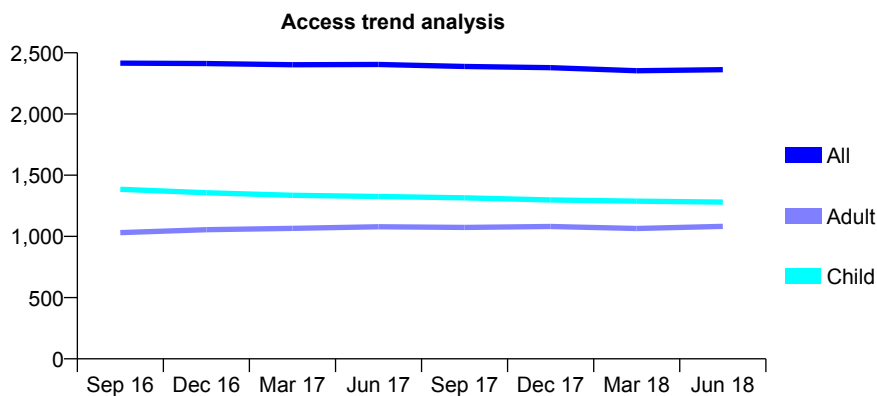
## Q59 - Vital Signs At a Glance Contract Report for 166189/0001 - June 2018

Name or company name	Mr R Kidy & Ms P Sarna
Contract type name	GDS Contract
Purpose of contract	General and Orthodontic
Contract start date	01/04/2011
Contract end date	

18/19 Contracted general activity (UDA)	7,050
Carry forward general activity (UDA)	0
18/19 Contracted orthodontic activity (UOA)	4,137
Carry forward orthodontic activity (UOA)	0
Baseline contract value	£439,017.19

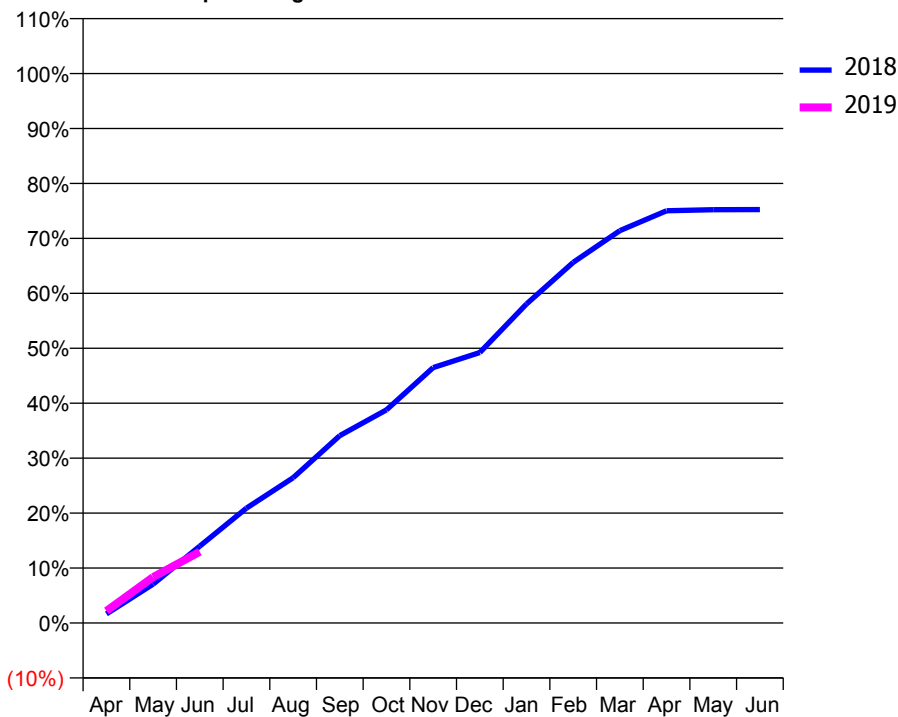
### ACCESS\*

Patients seen in 24 months	Total	Change since previous quarter
Quarter ending June 2017	2,405	
Quarter ending September 2017	2,388	→
Quarter ending December 2017	2,379	→
Quarter ending March 2018	2,353	↓
Quarter ending June 2018	2,362	→
<b>Variance since June 2017</b>	<b>(1.8%)</b>	<b>↓</b>



### ACTIVITY

Cumulative percentage of contracted UDA delivered 2018 & 2019



Adjusted Scheduled Activity (UDA)

Month	2018	2019
April	117	154
May	498	589
June	986	914
July	1,474	
August	1,864	
September	2,405	
October	2,734	
November	3,277	
December	3,470	
January	4,093	
February	4,626	
March	5,034	
April	5,289	
May	5,303	
June	5,304	

### QUALITY

	Quantity	Base Number	Contract	AT	Region	England
% of FP17s for the same patient ID Re-attending within 3 months - Children	53	639	8.3%	9.3%	11.3%	11.5%
% of FP17s for the same patient ID Re-attending within 3 months - Adults	31	337	9.2%	13.6%	14.9%	15.4%
% of FP17s for the same patient ID Re-attending between 3 & 9 months - Children	355	639	55.6%	61.2%	60.0%	58.9%
% of FP17s for the same patient ID Re-attending between 3 & 9 months - Adults	227	337	67.4%	53.1%	52.6%	51.6%
% of FP17s for Band 1 Urgent Courses	25	624	4.0%	7.5%	7.9%	8.9%
% of FP17s Relating to Free Repair or Replacements	2	624	0.3%	0.8%	0.8%	0.8%
% of FP17s Relating to Continuations	0	624	0.0%	0.9%	0.9%	0.9%
% of Patients satisfied with the dentistry they have received	0	0	N/A	93.2%	93.2%	93.2%
% of Patients satisfied with the time they had to wait for an appointment	0	0	N/A	86.5%	89.1%	88.8%

\* This is based on patients treated on this contract for their most recent course of treatment. Figures in italics indicate the base number of FP17s or Patient Questionnaire responses are less than 100. N/A is shown where the base number of responses is less than 10 during the period. % is calculated as Quantity/Base number\*100

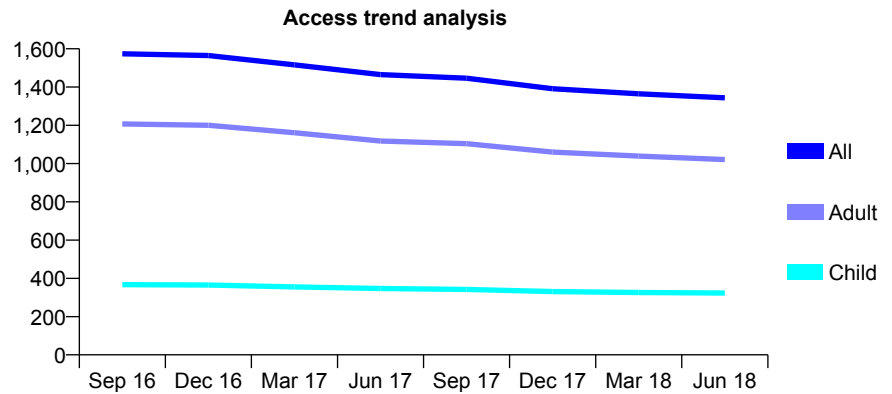
## Q59 - Vital Signs At a Glance Contract Report for 166367/0001 - June 2018

Name or company name	Uppingham & Upperton Dental Practice Ltd
Contract type name	GDS Contract
Purpose of contract	General
Contract start date	07/09/2009
Contract end date	

18/19 Contracted general activity (UDA)	3,816
Carry forward general activity (UDA)	0
18/19 Contracted orthodontic activity (UOA)	0
Carry forward orthodontic activity (UOA)	0
Baseline contract value	£90,286.27

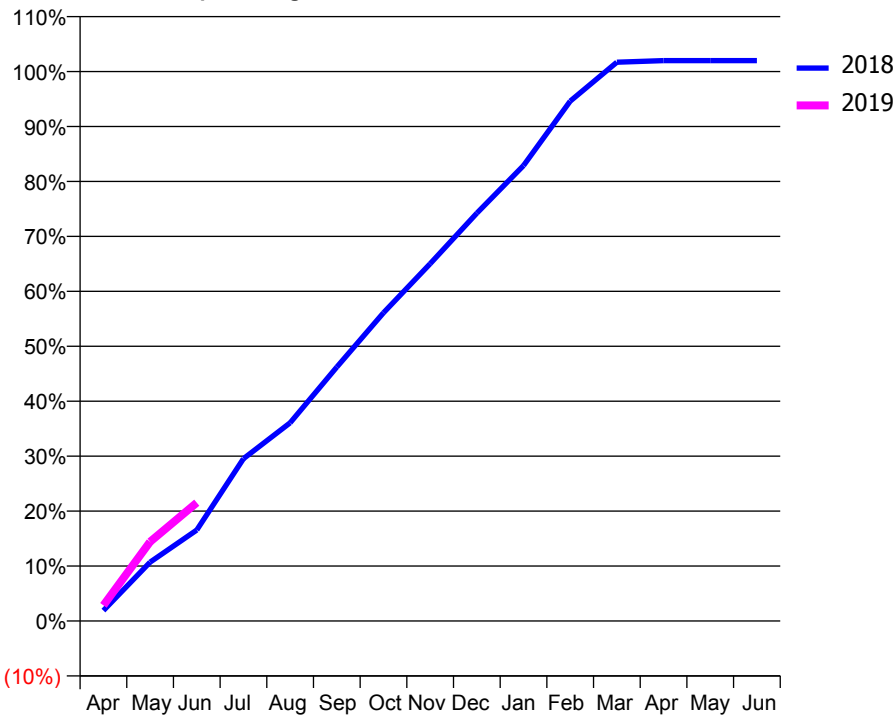
### ACCESS\*

Patients seen in 24 months	Total	Change since previous quarter
Quarter ending June 2017	1,465	
Quarter ending September 2017	1,446	↓
Quarter ending December 2017	1,391	↓
Quarter ending March 2018	1,365	↓
Quarter ending June 2018	1,344	↓
<b>Variance since June 2017</b>	<b>(8.3%)</b>	<b>↓</b>



### ACTIVITY

Cumulative percentage of contracted UDA delivered 2018 & 2019



Month	Adjusted Scheduled Activity (UDA)	
	2018	2019
April	73	109
May	409	551
June	632	822
July	1,128	
August	1,376	
September	1,764	
October	2,140	
November	2,482	
December	2,833	
January	3,163	
February	3,610	
March	3,880	
April	3,892	
May	3,892	
June	3,892	

### QUALITY

	Quantity	Base Number	Contract	AT	Region	England
% of FP17s for the same patient ID Re-attending within 3 months - Children	7	113	6.2%	9.3%	11.3%	11.5%
% of FP17s for the same patient ID Re-attending within 3 months - Adults	54	368	14.7%	13.6%	14.9%	15.4%
% of FP17s for the same patient ID Re-attending between 3 & 9 months - Children	76	113	67.3%	61.2%	60.0%	58.9%
% of FP17s for the same patient ID Re-attending between 3 & 9 months - Adults	245	368	66.6%	53.1%	52.6%	51.6%
% of FP17s for Band 1 Urgent Courses	40	476	8.4%	7.5%	7.9%	8.9%
% of FP17s Relating to Free Repair or Replacements	5	476	1.1%	0.8%	0.8%	0.8%
% of FP17s Relating to Continuations	2	476	0.4%	0.9%	0.9%	0.9%
% of Patients satisfied with the dentistry they have received	1	1	N/A	93.2%	93.2%	93.2%
% of Patients satisfied with the time they had to wait for an appointment	1	1	N/A	86.5%	89.1%	88.8%

\* This is based on patients treated on this contract for their most recent course of treatment. Figures in italics indicate the base number of FP17s or Patient Questionnaire responses are less than 100. N/A is shown where the base number of responses is less than 10 during the period. % is calculated as Quantity/Base number\*100

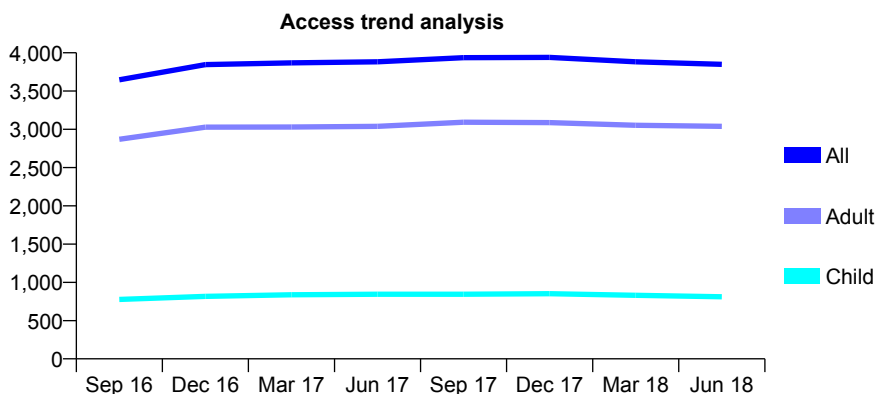
## Q59 - Vital Signs At a Glance Contract Report for 168297/0001 - June 2018

Name or company name	Mr Sherer & Mr Levin
Contract type name	GDS Contract
Purpose of contract	General
Contract start date	01/10/2011
Contract end date	

18/19 Contracted general activity (UDA)	10,921
Carry forward general activity (UDA)	0
18/19 Contracted orthodontic activity (UOA)	0
Carry forward orthodontic activity (UOA)	0
Baseline contract value	£250,280.89

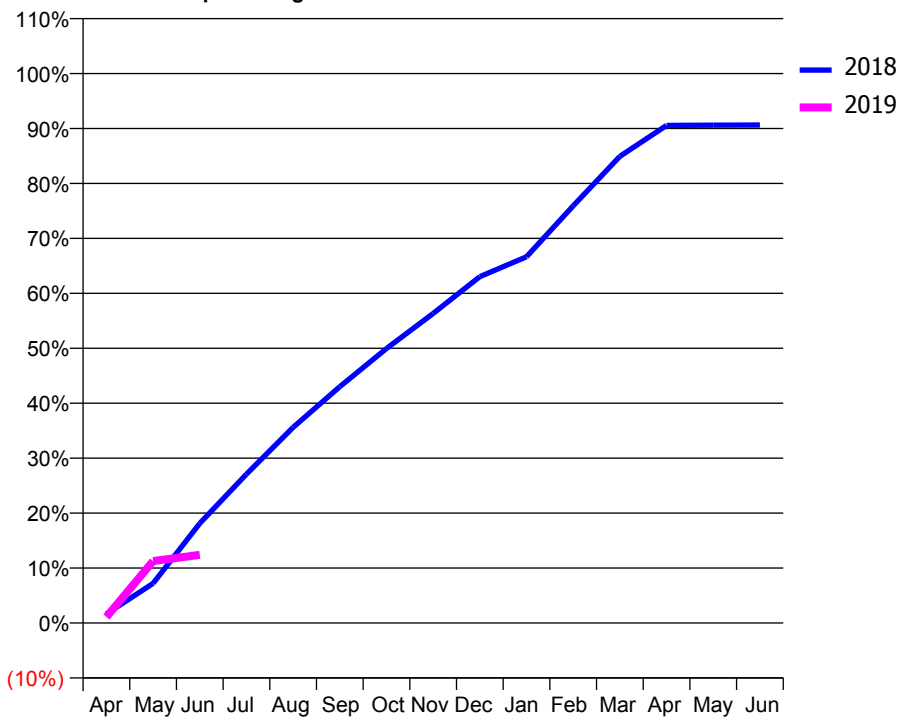
### ACCESS\*

Patients seen in 24 months	Total	Change since previous quarter
Quarter ending June 2017	3,882	
Quarter ending September 2017	3,937	→
Quarter ending December 2017	3,940	→
Quarter ending March 2018	3,883	↓
Quarter ending June 2018	3,849	→
<b>Variance since June 2017</b>	<b>(0.9%)</b>	<b>→</b>



### ACTIVITY

Cumulative percentage of contracted UDA delivered 2018 & 2019



Month	Adjusted Scheduled Activity (UDA)	
	2018	2019
April	198	121
May	862	1,231
June	2,163	1,356
July	3,230	
August	4,247	
September	5,128	
October	5,955	
November	6,714	
December	7,515	
January	7,945	
February	9,051	
March	10,124	
April	10,796	
May	10,801	
June	10,804	

### QUALITY

	Quantity	Base Number	Contract	AT	Region	England
% of FP17s for the same patient ID Re-attending within 3 months - Children	13	192	6.8%	9.3%	11.3%	11.5%
% of FP17s for the same patient ID Re-attending within 3 months - Adults	85	723	11.8%	13.6%	14.9%	15.4%
% of FP17s for the same patient ID Re-attending between 3 & 9 months - Children	116	192	60.4%	61.2%	60.0%	58.9%
% of FP17s for the same patient ID Re-attending between 3 & 9 months - Adults	391	723	54.1%	53.1%	52.6%	51.6%
% of FP17s for Band 1 Urgent Courses	45	659	6.8%	7.5%	7.9%	8.9%
% of FP17s Relating to Free Repair or Replacements	0	659	0.0%	0.8%	0.8%	0.8%
% of FP17s Relating to Continuations	8	659	1.2%	0.9%	0.9%	0.9%
% of Patients satisfied with the dentistry they have received	2	2	N/A	93.2%	93.2%	93.2%
% of Patients satisfied with the time they had to wait for an appointment	2	2	N/A	86.5%	89.1%	88.8%

\* This is based on patients treated on this contract for their most recent course of treatment. Figures in italics indicate the base number of FP17s or Patient Questionnaire responses are less than 100. N/A is shown where the base number of responses is less than 10 during the period. % is calculated as Quantity/Base number\*100

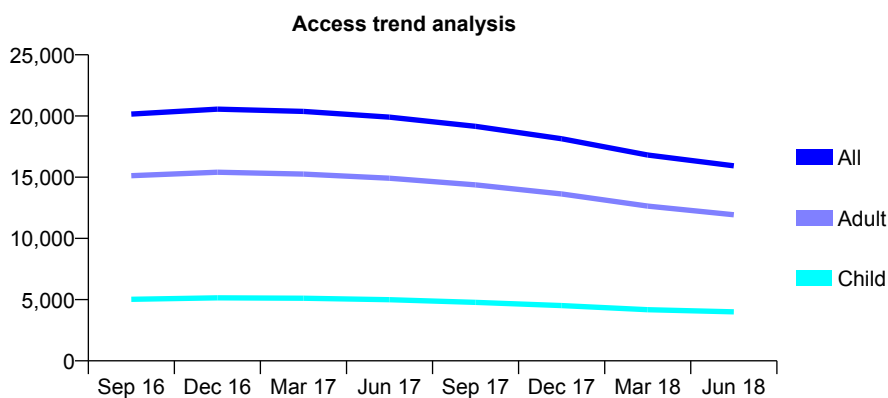
## Q59 - Vital Signs At a Glance Contract Report for 169463/0002 - June 2018

Name or company name	A T Dent Ltd
Contract type name	GDS Contract
Purpose of contract	General
Contract start date	26/11/2009
Contract end date	

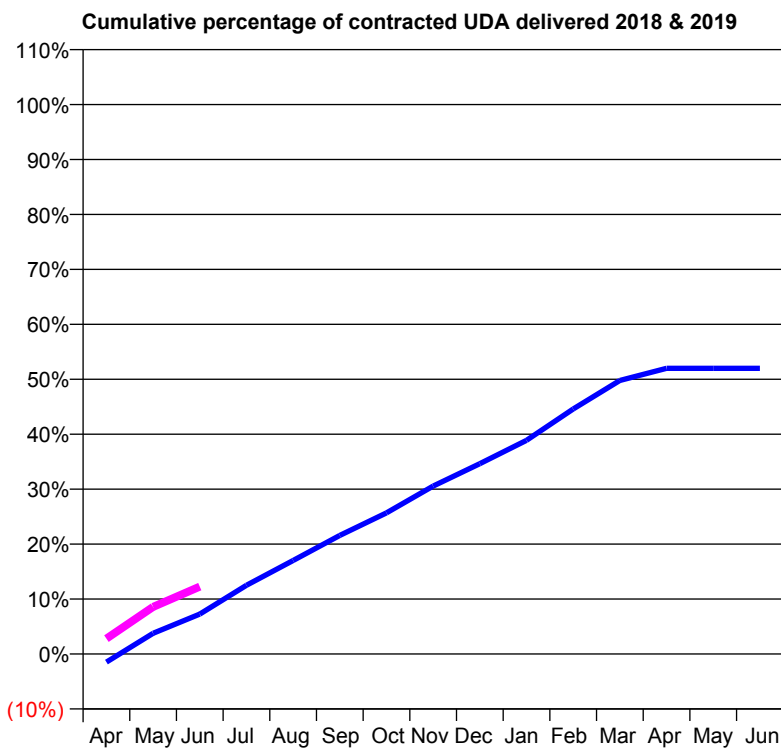
18/19 Contracted general activity (UDA)	60,000
Carry forward general activity (UDA)	0
18/19 Contracted orthodontic activity (UOA)	0
Carry forward orthodontic activity (UOA)	0
Baseline contract value	£1,337,655.65

### ACCESS\*

Patients seen in 24 months	Total	Change since previous quarter
Quarter ending June 2017	19,912	
Quarter ending September 2017	19,154	↓
Quarter ending December 2017	18,148	↓
Quarter ending March 2018	16,818	↓
Quarter ending June 2018	15,936	↓
<b>Variance since June 2017</b>	<b>(20.0%)</b>	<b>↓</b>



### ACTIVITY



Month	Adjusted Scheduled Activity (UDA)	
	2018	2019
April	-891	1,683
May	2,270	5,145
June	4,363	7,353
July	7,501	
August	10,216	
September	12,957	
October	15,409	
November	18,343	
December	20,785	
January	23,326	
February	26,759	
March	29,867	
April	31,198	
May	31,191	
June	31,190	

### QUALITY

	Quantity	Base Number	Contract	AT	Region	England
% of FP17s for the same patient ID Re-attending within 3 months - Children	81	1,226	6.6%	9.3%	11.3%	11.5%
% of FP17s for the same patient ID Re-attending within 3 months - Adults	357	3,404	10.5%	13.6%	14.9%	15.4%
% of FP17s for the same patient ID Re-attending between 3 & 9 months - Children	630	1,226	51.4%	61.2%	60.0%	58.9%
% of FP17s for the same patient ID Re-attending between 3 & 9 months - Adults	1,944	3,404	57.1%	53.1%	52.6%	51.6%
% of FP17s for Band 1 Urgent Courses	282	4,050	7.0%	7.5%	7.9%	8.9%
% of FP17s Relating to Free Repair or Replacements	10	4,050	0.2%	0.8%	0.8%	0.8%
% of FP17s Relating to Continuations	32	4,050	0.8%	0.9%	0.9%	0.9%
% of Patients satisfied with the dentistry they have received	17	18	94.4%	93.2%	93.2%	93.2%
% of Patients satisfied with the time they had to wait for an appointment	15	18	83.3%	86.5%	89.1%	88.8%

\* This is based on patients treated on this contract for their most recent course of treatment. Figures in italics indicate the base number of FP17s or Patient Questionnaire responses are less than 100. N/A is shown where the base number of responses is less than 10 during the period. % is calculated as Quantity/Base number\*100

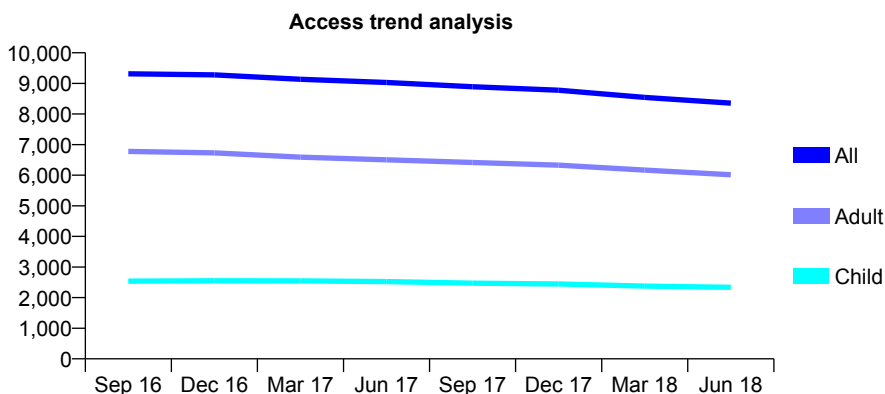
## Q59 - Vital Signs At a Glance Contract Report for 169935/0001 - June 2018

Name or company name	Mr R Ghadiali & Mr R Gupta
Contract type name	GDS Contract
Purpose of contract	General
Contract start date	01/04/2014
Contract end date	

18/19 Contracted general activity (UDA)	23,925
Carry forward general activity (UDA)	0
18/19 Contracted orthodontic activity (UOA)	0
Carry forward orthodontic activity (UOA)	0
Baseline contract value	£635,075.00

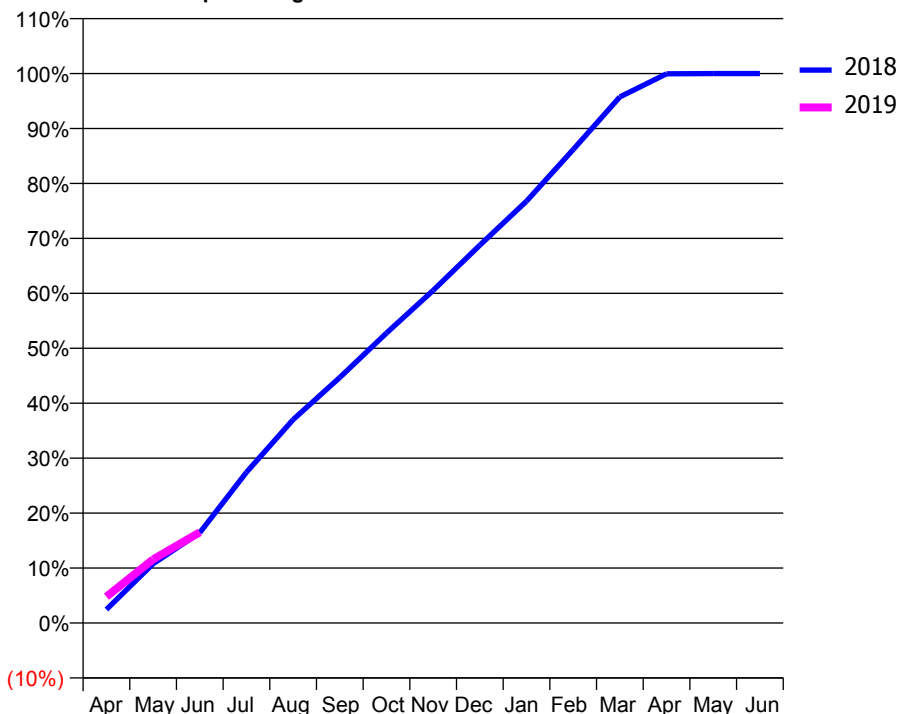
### ACCESS\*

Patients seen in 24 months	Total	Change since previous quarter
Quarter ending June 2017	9,030	
Quarter ending September 2017	8,891	↓
Quarter ending December 2017	8,777	↓
Quarter ending March 2018	8,544	↓
Quarter ending June 2018	8,355	↓
<b>Variance since June 2017</b>	<b>(7.5%)</b>	<b>↓</b>



### ACTIVITY

Cumulative percentage of contracted UDA delivered 2018 & 2019



Month	Adjusted Scheduled Activity (UDA)	
	2018	2019
April	589	1,144
May	2,580	2,771
June	3,934	3,953
July	6,564	
August	8,856	
September	10,691	
October	12,626	
November	14,485	
December	16,450	
January	18,366	
February	20,611	
March	22,908	
April	23,914	
May	23,922	
June	23,922	

### QUALITY

	Quantity	Base Number	Contract	AT	Region	England
% of FP17s for the same patient ID Re-attending within 3 months - Children	69	810	8.5%	9.3%	11.3%	11.5%
% of FP17s for the same patient ID Re-attending within 3 months - Adults	218	1,882	11.6%	13.6%	14.9%	15.4%
% of FP17s for the same patient ID Re-attending between 3 & 9 months - Children	580	810	71.6%	61.2%	60.0%	58.9%
% of FP17s for the same patient ID Re-attending between 3 & 9 months - Adults	1,103	1,882	58.6%	53.1%	52.6%	51.6%
% of FP17s for Band 1 Urgent Courses	120	2,224	5.4%	7.5%	7.9%	8.9%
% of FP17s Relating to Free Repair or Replacements	23	2,224	1.0%	0.8%	0.8%	0.8%
% of FP17s Relating to Continuations	12	2,224	0.5%	0.9%	0.9%	0.9%
% of Patients satisfied with the dentistry they have received	12	12	100.0%	93.2%	93.2%	93.2%
% of Patients satisfied with the time they had to wait for an appointment	12	12	100.0%	86.5%	89.1%	88.8%

\* This is based on patients treated on this contract for their most recent course of treatment. Figures in italics indicate the base number of FP17s or Patient Questionnaire responses are less than 100. N/A is shown where the base number of responses is less than 10 during the period. % is calculated as Quantity/Base number\*100

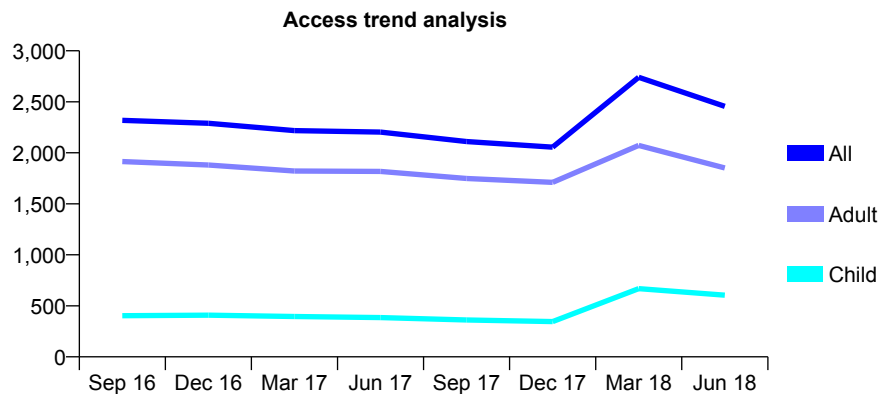
## Q59 - Vital Signs At a Glance Contract Report for 171743/0001 - June 2018

Name or company name	RK Pancholi Dental Surgery Ltd
Contract type name	GDS Contract
Purpose of contract	General
Contract start date	20/10/2008
Contract end date	

18/19 Contracted general activity (UDA)	8,203
Carry forward general activity (UDA)	0
18/19 Contracted orthodontic activity (UOA)	0
Carry forward orthodontic activity (UOA)	0
Baseline contract value	£175,954.45

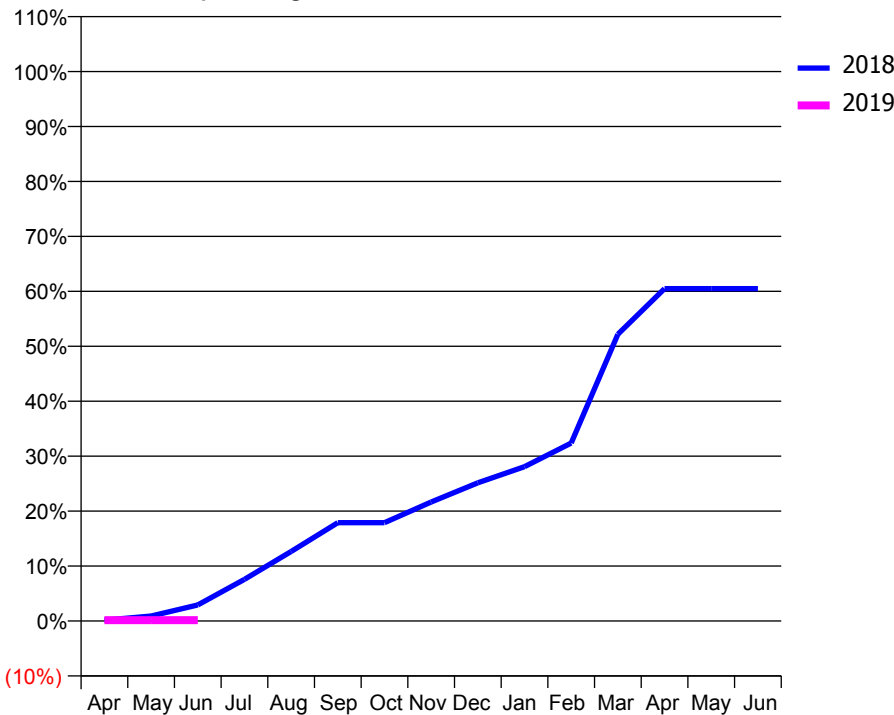
### ACCESS\*

Patients seen in 24 months	Total	Change since previous quarter
Quarter ending June 2017	2,203	
Quarter ending September 2017	2,110	↓
Quarter ending December 2017	2,056	↓
Quarter ending March 2018	2,741	↑
Quarter ending June 2018	2,456	↓
<b>Variance since June 2017</b>	<b>11.5%</b>	<b>↑</b>



### ACTIVITY

Cumulative percentage of contracted UDA delivered 2018 & 2019



Adjusted Scheduled Activity (UDA)		
Month	2018	2019
April	13	12
May	75	12
June	240	12
July	623	
August	1,039	
September	1,468	
October	1,468	
November	1,777	
December	2,063	
January	2,303	
February	2,656	
March	4,281	
April	4,961	
May	4,961	
June	4,961	

### QUALITY

	Quantity	Base Number	Contract	AT	Region	England
% of FP17s for the same patient ID Re-attending within 3 months - Children	2	134	1.5%	9.3%	11.3%	11.5%
% of FP17s for the same patient ID Re-attending within 3 months - Adults	5	203	2.5%	13.6%	14.9%	15.4%
% of FP17s for the same patient ID Re-attending between 3 & 9 months - Children	2	134	1.5%	61.2%	60.0%	58.9%
% of FP17s for the same patient ID Re-attending between 3 & 9 months - Adults	15	203	7.4%	53.1%	52.6%	51.6%
% of FP17s for Band 1 Urgent Courses	0	1	0.0%	7.5%	7.9%	8.9%
% of FP17s Relating to Free Repair or Replacements	0	1	0.0%	0.8%	0.8%	0.8%
% of FP17s Relating to Continuations	0	1	0.0%	0.9%	0.9%	0.9%
% of Patients satisfied with the dentistry they have received	1	1	N/A	93.2%	93.2%	93.2%
% of Patients satisfied with the time they had to wait for an appointment	1	1	N/A	86.5%	89.1%	88.8%

\* This is based on patients treated on this contract for their most recent course of treatment. Figures in italics indicate the base number of FP17s or Patient Questionnaire responses are less than 100. N/A is shown where the base number of responses is less than 10 during the period. % is calculated as Quantity/Base number\*100



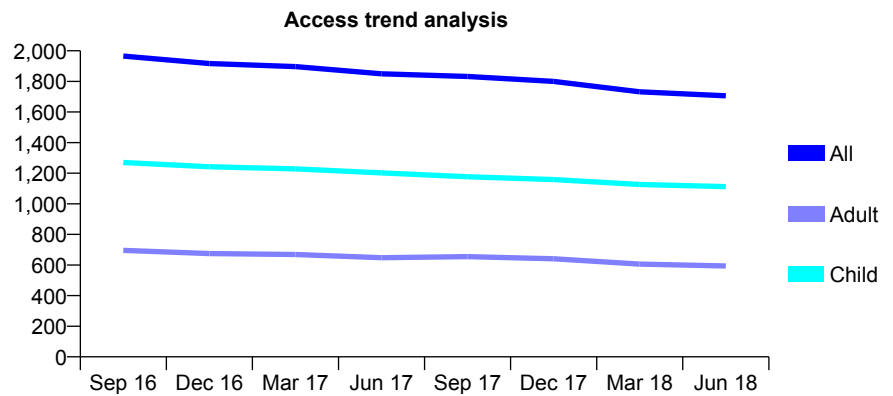
## Q59 - Vital Signs At a Glance Contract Report for 171751/0001 - June 2018

Name or company name	E Gayton & K Gayton
Contract type name	GDS Contract
Purpose of contract	General and Orthodontic
Contract start date	01/11/2013
Contract end date	

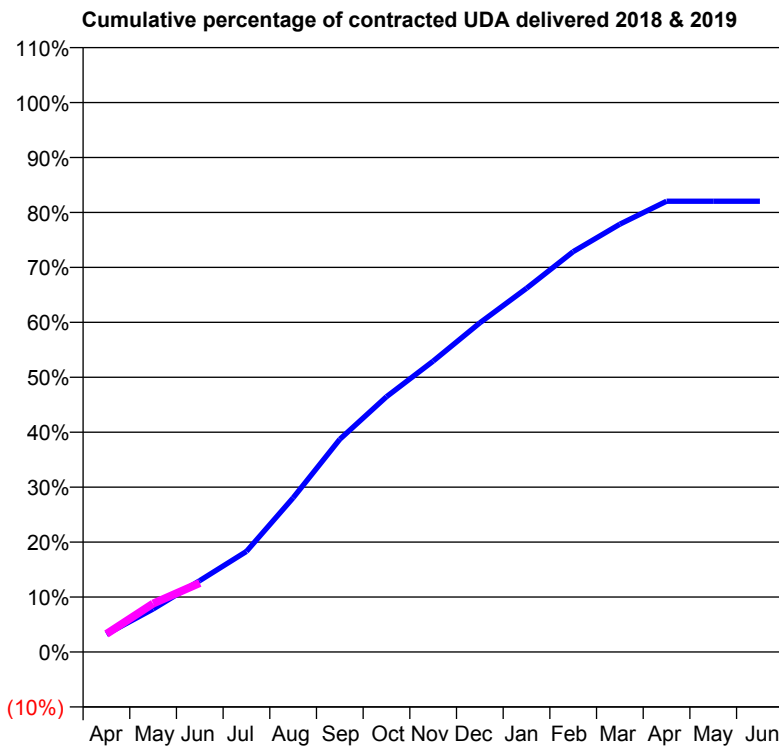
18/19 Contracted general activity (UDA)	4,850
Carry forward general activity (UDA)	0
18/19 Contracted orthodontic activity (UOA)	259
Carry forward orthodontic activity (UOA)	0
Baseline contract value	£133,250.68

### ACCESS\*

Patients seen in 24 months	Total	Change since previous quarter
Quarter ending June 2017	1,850	
Quarter ending September 2017	1,832	→
Quarter ending December 2017	1,800	↓
Quarter ending March 2018	1,732	↓
Quarter ending June 2018	1,706	↓
<b>Variance since June 2017</b>	<b>(7.8%)</b>	<b>↓</b>



### ACTIVITY



Month	Adjusted Scheduled Activity (UDA)	
	2018	2019
April	157	160
May	379	428
June	630	609
July	888	
August	1,361	
September	1,877	
October	2,253	
November	2,568	
December	2,906	
January	3,210	
February	3,534	
March	3,776	
April	3,978	
May	3,978	
June	3,978	

### QUALITY

	Quantity	Base Number	Contract	AT	Region	England
% of FP17s for the same patient ID Re-attending within 3 months - Children	20	456	4.4%	9.3%	11.3%	11.5%
% of FP17s for the same patient ID Re-attending within 3 months - Adults	25	135	18.5%	13.6%	14.9%	15.4%
% of FP17s for the same patient ID Re-attending between 3 & 9 months - Children	366	456	80.3%	61.2%	60.0%	58.9%
% of FP17s for the same patient ID Re-attending between 3 & 9 months - Adults	91	135	67.4%	53.1%	52.6%	51.6%
% of FP17s for Band 1 Urgent Courses	11	470	2.3%	7.5%	7.9%	8.9%
% of FP17s Relating to Free Repair or Replacements	0	470	0.0%	0.8%	0.8%	0.8%
% of FP17s Relating to Continuations	0	470	0.0%	0.9%	0.9%	0.9%
% of Patients satisfied with the dentistry they have received	2	2	N/A	93.2%	93.2%	93.2%
% of Patients satisfied with the time they had to wait for an appointment	2	2	N/A	86.5%	89.1%	88.8%

\* This is based on patients treated on this contract for their most recent course of treatment. Figures in italics indicate the base number of FP17s or Patient Questionnaire responses are less than 100. N/A is shown where the base number of responses is less than 10 during the period. % is calculated as Quantity/Base number\*100

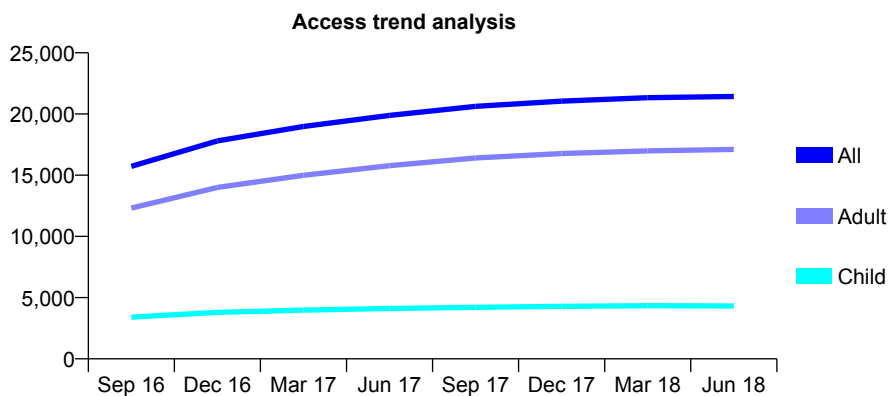
## Q59 - Vital Signs At a Glance Contract Report for 175676/0002 - June 2018

Name or company name	Mr S Mehra & Mr A Khetia
Contract type name	GDS Contract
Purpose of contract	General
Contract start date	02/11/2015
Contract end date	

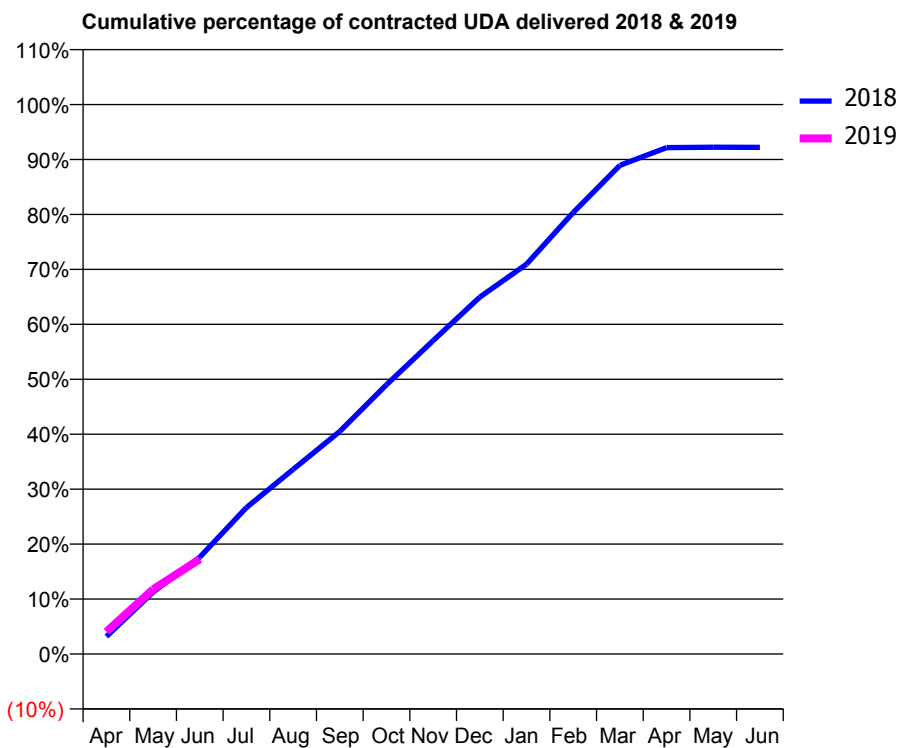
18/19 Contracted general activity (UDA)	58,260
Carry forward general activity (UDA)	0
18/19 Contracted orthodontic activity (UOA)	0
Carry forward orthodontic activity (UOA)	0
Baseline contract value	£1,143,519.97

### ACCESS\*

Patients seen in 24 months	Total	Change since previous quarter
Quarter ending June 2017	19,888	
Quarter ending September 2017	20,621	↑
Quarter ending December 2017	21,047	↑
Quarter ending March 2018	21,329	→
Quarter ending June 2018	21,432	→
<b>Variance since June 2017</b>	<b>7.8%</b>	<b>↑</b>



### ACTIVITY



Month	Adjusted Scheduled Activity (UDA)	
	2018	2019
April	1,862	2,368
May	6,564	6,865
June	10,273	10,058
July	15,537	
August	19,573	
September	23,600	
October	28,554	
November	33,228	
December	37,837	
January	41,327	
February	46,810	
March	51,814	
April	53,682	
May	53,727	
June	53,719	

### QUALITY

	Quantity	Base Number	Contract	AT	Region	England
% of FP17s for the same patient ID Re-attending within 3 months - Children	83	1,449	5.7%	9.3%	11.3%	11.5%
% of FP17s for the same patient ID Re-attending within 3 months - Adults	515	5,149	10.0%	13.6%	14.9%	15.4%
% of FP17s for the same patient ID Re-attending between 3 & 9 months - Children	917	1,449	63.3%	61.2%	60.0%	58.9%
% of FP17s for the same patient ID Re-attending between 3 & 9 months - Adults	2,901	5,149	56.3%	53.1%	52.6%	51.6%
% of FP17s for Band 1 Urgent Courses	394	5,414	7.3%	7.5%	7.9%	8.9%
% of FP17s Relating to Free Repair or Replacements	44	5,414	0.8%	0.8%	0.8%	0.8%
% of FP17s Relating to Continuations	14	5,414	0.3%	0.9%	0.9%	0.9%
% of Patients satisfied with the dentistry they have received	23	24	95.8%	93.2%	93.2%	93.2%
% of Patients satisfied with the time they had to wait for an appointment	18	24	75.0%	86.5%	89.1%	88.8%

\* This is based on patients treated on this contract for their most recent course of treatment. Figures in italics indicate the base number of FP17s or Patient Questionnaire responses are less than 100. N/A is shown where the base number of responses is less than 10 during the period. % is calculated as Quantity/Base number\*100

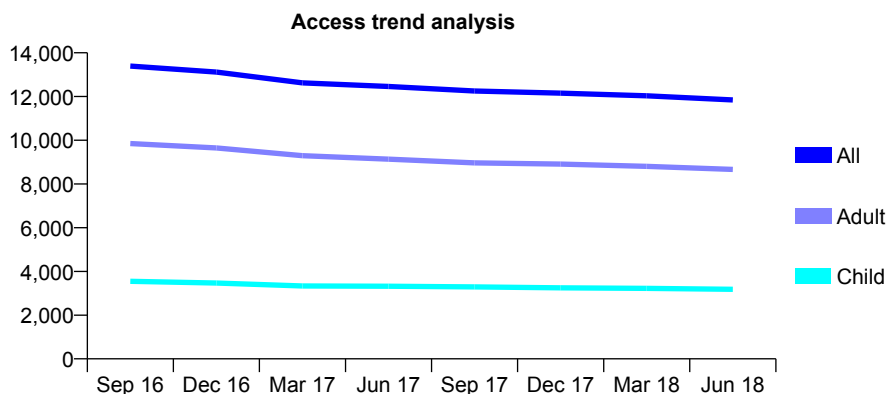
## Q59 - Vital Signs At a Glance Contract Report for 176087/0001 - June 2018

Name or company name	Mr A Fenn & Mrs J Calveley (T/As BW Part
Contract type name	GDS Contract
Purpose of contract	General
Contract start date	29/08/2012
Contract end date	

18/19 Contracted general activity (UDA)	28,000
Carry forward general activity (UDA)	0
18/19 Contracted orthodontic activity (UOA)	0
Carry forward orthodontic activity (UOA)	0
Baseline contract value	£624,145.92

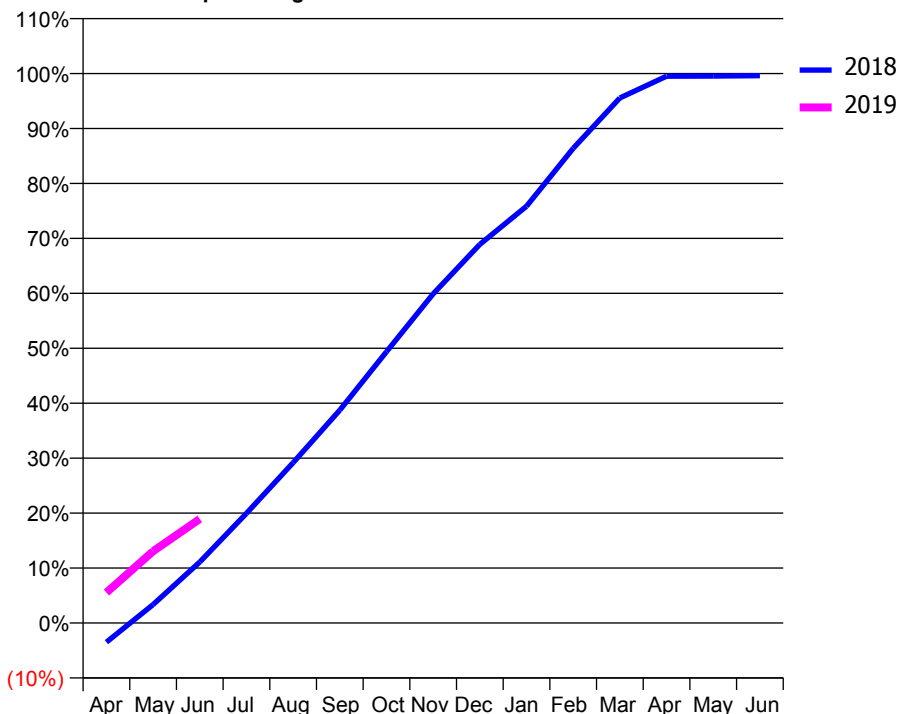
### ACCESS\*

Patients seen in 24 months	Total	Change since previous quarter
Quarter ending June 2017	12,458	
Quarter ending September 2017	12,253	↓
Quarter ending December 2017	12,155	→
Quarter ending March 2018	12,031	↓
Quarter ending June 2018	11,846	↓
<b>Variance since June 2017</b>	<b>(4.9%)</b>	<b>↓</b>



### ACTIVITY

Cumulative percentage of contracted UDA delivered 2018 & 2019



Month	Adjusted Scheduled Activity (UDA)	
	2018	2019
April	-982	1,552
May	944	3,659
June	3,109	5,302
July	5,589	
August	8,171	
September	10,845	
October	13,825	
November	16,773	
December	19,295	
January	21,238	
February	24,184	
March	26,752	
April	27,862	
May	27,872	
June	27,892	

### QUALITY

	Quantity	Base Number	Contract	AT	Region	England
% of FP17s for the same patient ID Re-attending within 3 months - Children	45	1,017	4.4%	9.3%	11.3%	11.5%
% of FP17s for the same patient ID Re-attending within 3 months - Adults	269	2,552	10.5%	13.6%	14.9%	15.4%
% of FP17s for the same patient ID Re-attending between 3 & 9 months - Children	591	1,017	58.1%	61.2%	60.0%	58.9%
% of FP17s for the same patient ID Re-attending between 3 & 9 months - Adults	1,312	2,552	51.4%	53.1%	52.6%	51.6%
% of FP17s for Band 1 Urgent Courses	179	2,959	6.0%	7.5%	7.9%	8.9%
% of FP17s Relating to Free Repair or Replacements	32	2,959	1.1%	0.8%	0.8%	0.8%
% of FP17s Relating to Continuations	24	2,959	0.8%	0.9%	0.9%	0.9%
% of Patients satisfied with the dentistry they have received	25	30	83.3%	93.2%	93.2%	93.2%
% of Patients satisfied with the time they had to wait for an appointment	22	30	73.3%	86.5%	89.1%	88.8%

\* This is based on patients treated on this contract for their most recent course of treatment. Figures in italics indicate the base number of FP17s or Patient Questionnaire responses are less than 100. N/A is shown where the base number of responses is less than 10 during the period. % is calculated as Quantity/Base number\*100

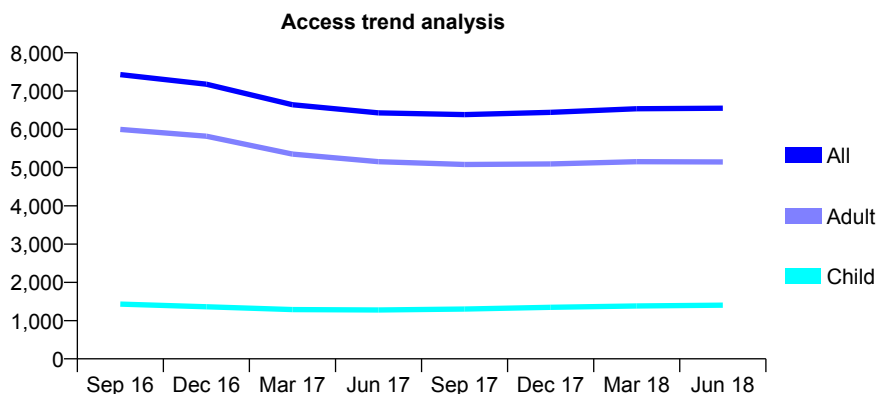
## Q59 - Vital Signs At a Glance Contract Report for 176087/0002 - June 2018

Name or company name	Mr A Fenn & Mrs J Calveley (T/As BW Part
Contract type name	GDS Contract
Purpose of contract	General
Contract start date	29/08/2012
Contract end date	

18/19 Contracted general activity (UDA)	15,000
Carry forward general activity (UDA)	0
18/19 Contracted orthodontic activity (UOA)	0
Carry forward orthodontic activity (UOA)	0
Baseline contract value	£334,363.94

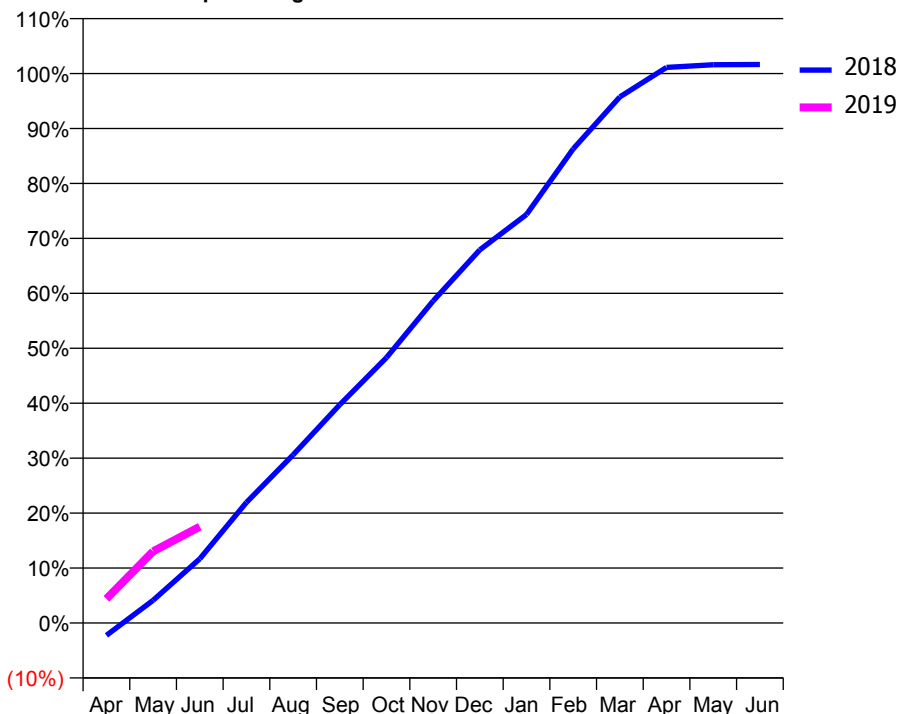
### ACCESS\*

Patients seen in 24 months	Total	Change since previous quarter
Quarter ending June 2017	6,431	
Quarter ending September 2017	6,385	→
Quarter ending December 2017	6,444	→
Quarter ending March 2018	6,537	→
Quarter ending June 2018	6,550	→
<b>Variance since June 2017</b>	<b>1.9%</b>	<b>→</b>



### ACTIVITY

Cumulative percentage of contracted UDA delivered 2018 & 2019



Adjusted Scheduled Activity (UDA)

Month	2018	2019
April	-362	661
May	662	1,956
June	1,871	2,630
July	3,514	
August	4,900	
September	6,357	
October	7,728	
November	9,379	
December	10,867	
January	11,893	
February	13,805	
March	15,319	
April	16,176	
May	16,254	
June	16,261	

### QUALITY

	Quantity	Base Number	Contract	AT	Region	England
% of FP17s for the same patient ID Re-attending within 3 months - Children	17	388	4.4%	9.3%	11.3%	11.5%
% of FP17s for the same patient ID Re-attending within 3 months - Adults	194	1,551	12.5%	13.6%	14.9%	15.4%
% of FP17s for the same patient ID Re-attending between 3 & 9 months - Children	187	388	48.2%	61.2%	60.0%	58.9%
% of FP17s for the same patient ID Re-attending between 3 & 9 months - Adults	695	1,551	44.8%	53.1%	52.6%	51.6%
% of FP17s for Band 1 Urgent Courses	138	1,526	9.0%	7.5%	7.9%	8.9%
% of FP17s Relating to Free Repair or Replacements	24	1,526	1.6%	0.8%	0.8%	0.8%
% of FP17s Relating to Continuations	18	1,526	1.2%	0.9%	0.9%	0.9%
% of Patients satisfied with the dentistry they have received	12	12	100.0%	93.2%	93.2%	93.2%
% of Patients satisfied with the time they had to wait for an appointment	12	12	100.0%	86.5%	89.1%	88.8%

\* This is based on patients treated on this contract for their most recent course of treatment. Figures in italics indicate the base number of FP17s or Patient Questionnaire responses are less than 100. N/A is shown where the base number of responses is less than 10 during the period. % is calculated as Quantity/Base number\*100

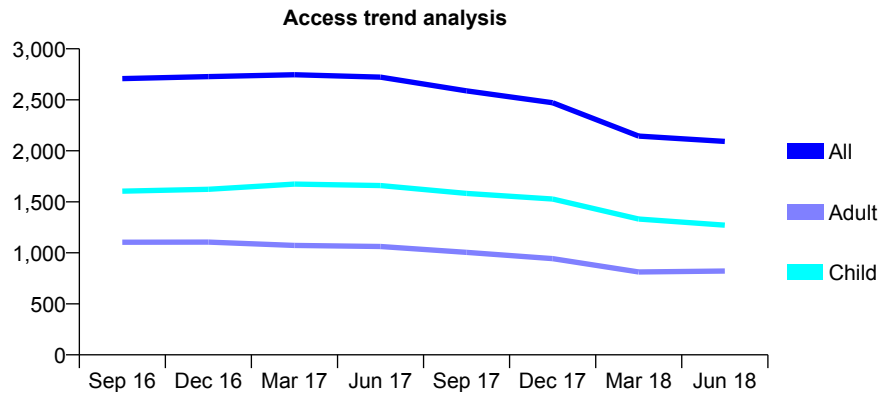
## Q59 - Vital Signs At a Glance Contract Report for 176591/0001 - June 2018

Name or company name	James Cooil and Associates Limited
Contract type name	GDS Contract
Purpose of contract	General and Orthodontic
Contract start date	01/05/2010
Contract end date	

18/19 Contracted general activity (UDA)	4,056
Carry forward general activity (UDA)	0
18/19 Contracted orthodontic activity (UOA)	609
Carry forward orthodontic activity (UOA)	0
Baseline contract value	£136,751.97

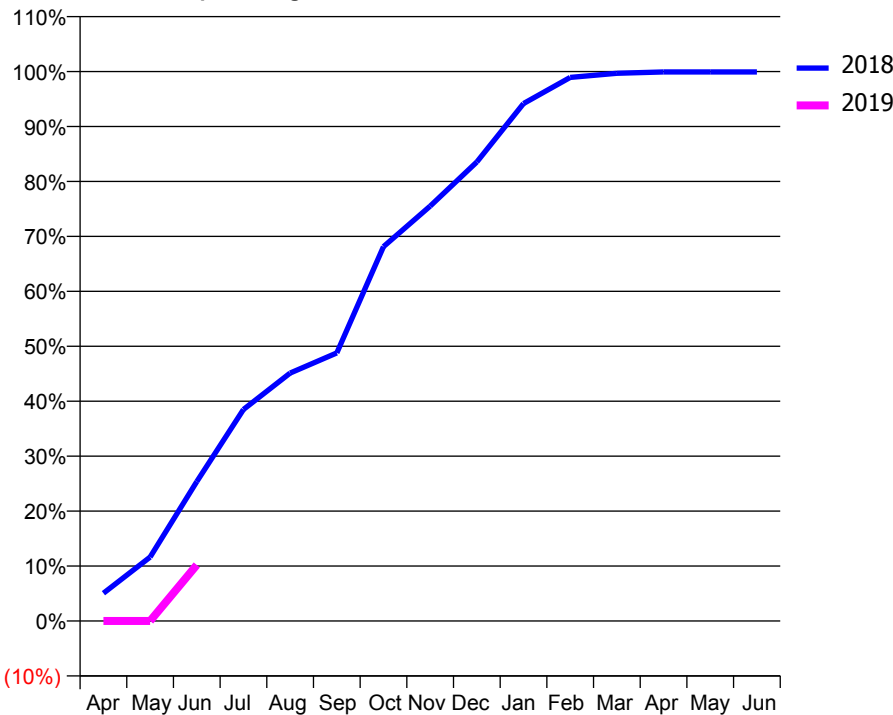
### ACCESS\*

Patients seen in 24 months	Total	Change since previous quarter
Quarter ending June 2017	2,722	
Quarter ending September 2017	2,587	↓
Quarter ending December 2017	2,471	↓
Quarter ending March 2018	2,144	↓
Quarter ending June 2018	2,092	↓
<b>Variance since June 2017</b>	<b>(23.1%)</b>	<b>↓</b>



### ACTIVITY

Cumulative percentage of contracted UDA delivered 2018 & 2019



Month	Adjusted Scheduled Activity (UDA)	
	2018	2019
April	255	0
May	589	0
June	1,283	414
July	1,946	
August	2,282	
September	2,467	
October	3,445	
November	3,818	
December	4,224	
January	4,761	
February	5,002	
March	5,040	
April	5,052	
May	5,052	
June	5,052	

### QUALITY

	Quantity	Base Number	Contract	AT	Region	England
% of FP17s for the same patient ID Re-attending within 3 months - Children	4	154	2.6%	9.3%	11.3%	11.5%
% of FP17s for the same patient ID Re-attending within 3 months - Adults	0	94	0.0%	13.6%	14.9%	15.4%
% of FP17s for the same patient ID Re-attending between 3 & 9 months - Children	35	154	22.7%	61.2%	60.0%	58.9%
% of FP17s for the same patient ID Re-attending between 3 & 9 months - Adults	5	94	5.3%	53.1%	52.6%	51.6%
% of FP17s for Band 1 Urgent Courses	0	230	0.0%	7.5%	7.9%	8.9%
% of FP17s Relating to Free Repair or Replacements	0	230	0.0%	0.8%	0.8%	0.8%
% of FP17s Relating to Continuations	0	230	0.0%	0.9%	0.9%	0.9%
% of Patients satisfied with the dentistry they have received	2	2	N/A	93.2%	93.2%	93.2%
% of Patients satisfied with the time they had to wait for an appointment	1	2	N/A	86.5%	89.1%	88.8%

\* This is based on patients treated on this contract for their most recent course of treatment. Figures in italics indicate the base number of FP17s or Patient Questionnaire responses are less than 100. N/A is shown where the base number of responses is less than 10 during the period. % is calculated as Quantity/Base number\*100

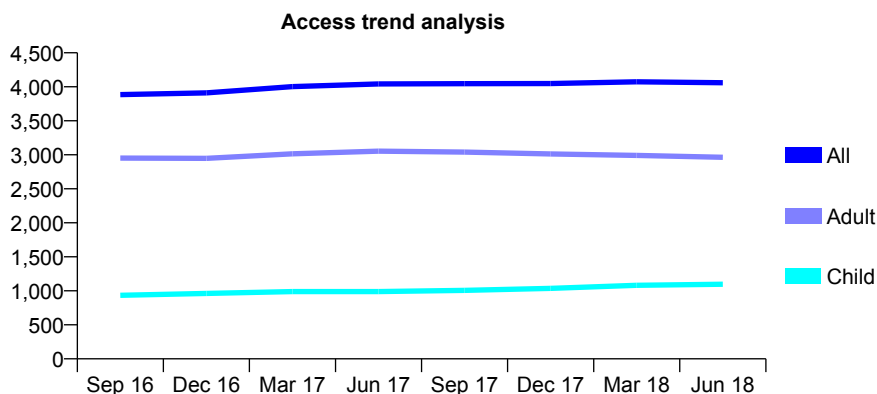
## Q59 - Vital Signs At a Glance Contract Report for 178055/0001 - June 2018

Name or company name	Sloss, Sloss & Bentley
Contract type name	GDS Contract
Purpose of contract	General and Orthodontic
Contract start date	01/04/2006
Contract end date	

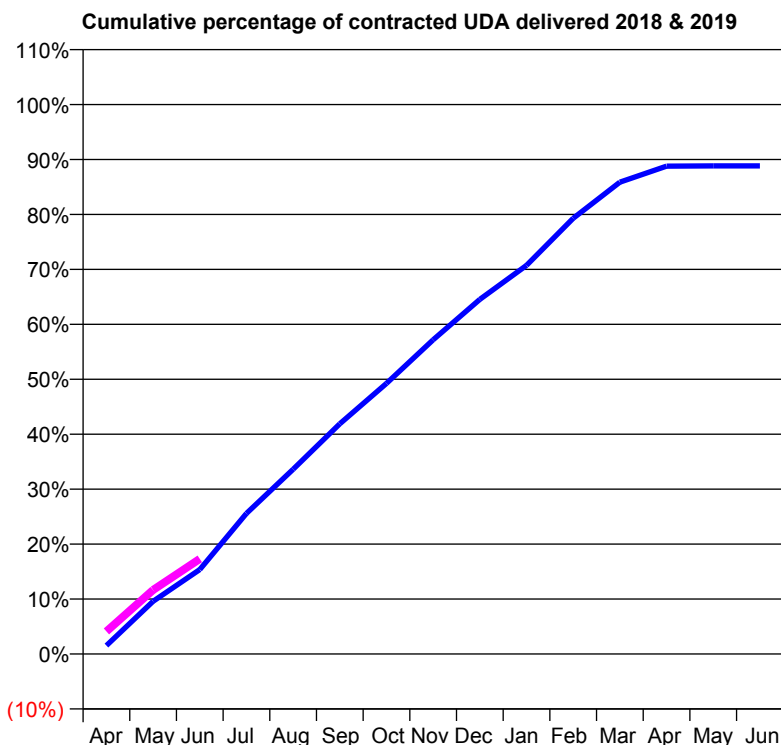
18/19 Contracted general activity (UDA)	11,800
Carry forward general activity (UDA)	0
18/19 Contracted orthodontic activity (UOA)	430
Carry forward orthodontic activity (UOA)	0
Baseline contract value	£291,928.91

### ACCESS\*

Patients seen in 24 months	Total	Change since previous quarter
Quarter ending June 2017	4,043	
Quarter ending September 2017	4,047	→
Quarter ending December 2017	4,049	→
Quarter ending March 2018	4,073	→
Quarter ending June 2018	4,060	→
<b>Variance since June 2017</b>	<b>0.4%</b>	<b>→</b>



### ACTIVITY



Month	Adjusted Scheduled Activity (UDA)	
	2018	2019
April	183	486
May	1,133	1,377
June	1,815	2,043
July	3,019	
August	3,969	
September	4,943	
October	5,812	
November	6,748	
December	7,616	
January	8,346	
February	9,357	
March	10,132	
April	10,476	
May	10,482	
June	10,482	

### QUALITY

	Quantity	Base Number	Contract	AT	Region	England
% of FP17s for the same patient ID Re-attending within 3 months - Children	30	448	6.7%	9.3%	11.3%	11.5%
% of FP17s for the same patient ID Re-attending within 3 months - Adults	98	1,043	9.4%	13.6%	14.9%	15.4%
% of FP17s for the same patient ID Re-attending between 3 & 9 months - Children	319	448	71.2%	61.2%	60.0%	58.9%
% of FP17s for the same patient ID Re-attending between 3 & 9 months - Adults	648	1,043	62.1%	53.1%	52.6%	51.6%
% of FP17s for Band 1 Urgent Courses	58	1,280	4.5%	7.5%	7.9%	8.9%
% of FP17s Relating to Free Repair or Replacements	2	1,280	0.2%	0.8%	0.8%	0.8%
% of FP17s Relating to Continuations	14	1,280	1.1%	0.9%	0.9%	0.9%
% of Patients satisfied with the dentistry they have received	3	3	N/A	93.2%	93.2%	93.2%
% of Patients satisfied with the time they had to wait for an appointment	3	3	N/A	86.5%	89.1%	88.8%

\* This is based on patients treated on this contract for their most recent course of treatment. Figures in italics indicate the base number of FP17s or Patient Questionnaire responses are less than 100. N/A is shown where the base number of responses is less than 10 during the period. % is calculated as Quantity/Base number\*100

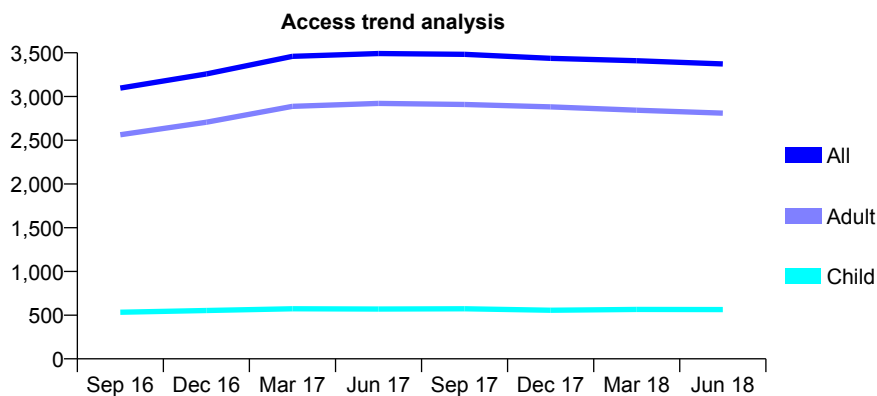
## Q59 - Vital Signs At a Glance Contract Report for 181293/0001 - June 2018

Name or company name	JDRM Dental Care Ltd
Contract type name	GDS Contract
Purpose of contract	General
Contract start date	01/07/2015
Contract end date	

18/19 Contracted general activity (UDA)	9,832
Carry forward general activity (UDA)	0
18/19 Contracted orthodontic activity (UOA)	0
Carry forward orthodontic activity (UOA)	0
Baseline contract value	£223,109.72

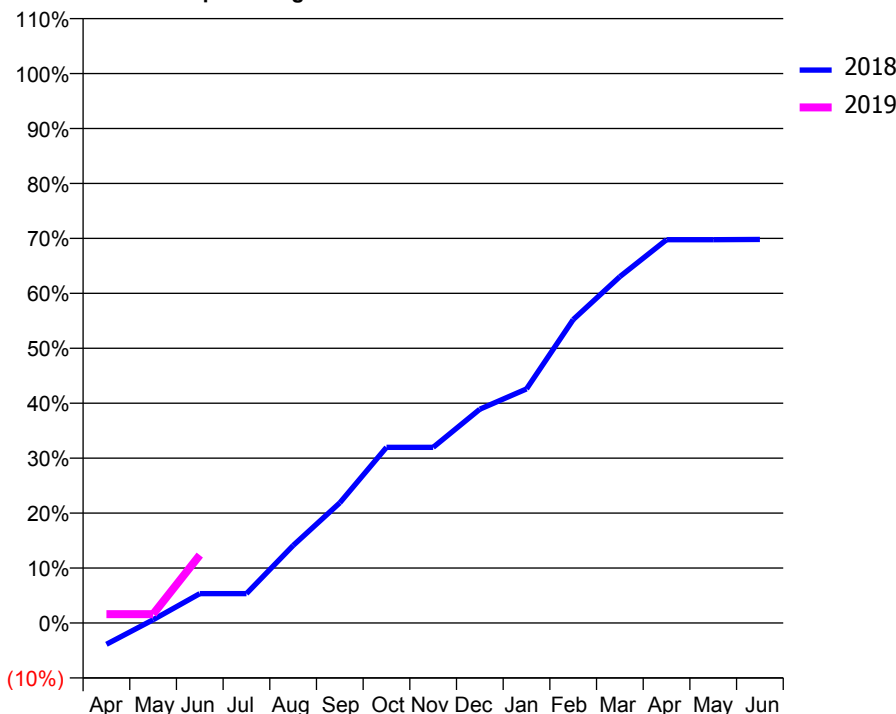
### ACCESS\*

Patients seen in 24 months	Total	Change since previous quarter
Quarter ending June 2017	3,491	
Quarter ending September 2017	3,482	→
Quarter ending December 2017	3,437	↓
Quarter ending March 2018	3,409	→
Quarter ending June 2018	3,373	↓
<b>Variance since June 2017</b>	<b>(3.4%)</b>	<b>↓</b>



### ACTIVITY

Cumulative percentage of contracted UDA delivered 2018 & 2019



Adjusted Scheduled Activity (UDA)

Month	2018	2019
April	-382	158
May	58	158
June	526	1,216
July	526	
August	1,388	
September	2,151	
October	3,144	
November	3,144	
December	3,825	
January	4,188	
February	5,428	
March	6,198	
April	6,858	
May	6,858	
June	6,862	

### QUALITY

	Quantity	Base Number	Contract	AT	Region	England
% of FP17s for the same patient ID Re-attending within 3 months - Children	13	217	6.0%	9.3%	11.3%	11.5%
% of FP17s for the same patient ID Re-attending within 3 months - Adults	101	902	11.2%	13.6%	14.9%	15.4%
% of FP17s for the same patient ID Re-attending between 3 & 9 months - Children	134	217	61.8%	61.2%	60.0%	58.9%
% of FP17s for the same patient ID Re-attending between 3 & 9 months - Adults	494	902	54.8%	53.1%	52.6%	51.6%
% of FP17s for Band 1 Urgent Courses	29	616	4.7%	7.5%	7.9%	8.9%
% of FP17s Relating to Free Repair or Replacements	9	616	1.5%	0.8%	0.8%	0.8%
% of FP17s Relating to Continuations	6	616	1.0%	0.9%	0.9%	0.9%
% of Patients satisfied with the dentistry they have received	1	1	N/A	93.2%	93.2%	93.2%
% of Patients satisfied with the time they had to wait for an appointment	1	1	N/A	86.5%	89.1%	88.8%

\* This is based on patients treated on this contract for their most recent course of treatment. Figures in italics indicate the base number of FP17s or Patient Questionnaire responses are less than 100. N/A is shown where the base number of responses is less than 10 during the period. % is calculated as Quantity/Base number\*100

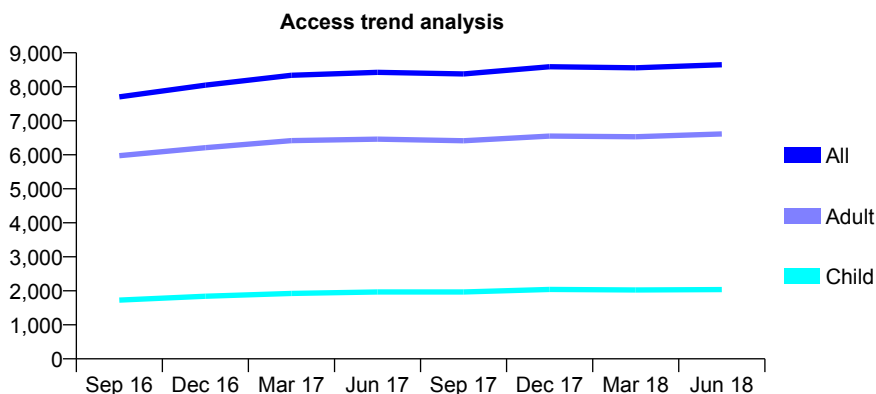
## Q59 - Vital Signs At a Glance Contract Report for 183865/0002 - June 2018

Name or company name	H Amin & A Patel
Contract type name	GDS Contract
Purpose of contract	General
Contract start date	01/10/2013
Contract end date	

18/19 Contracted general activity (UDA)	19,643
Carry forward general activity (UDA)	0
18/19 Contracted orthodontic activity (UOA)	0
Carry forward orthodontic activity (UOA)	0
Baseline contract value	£422,887.90

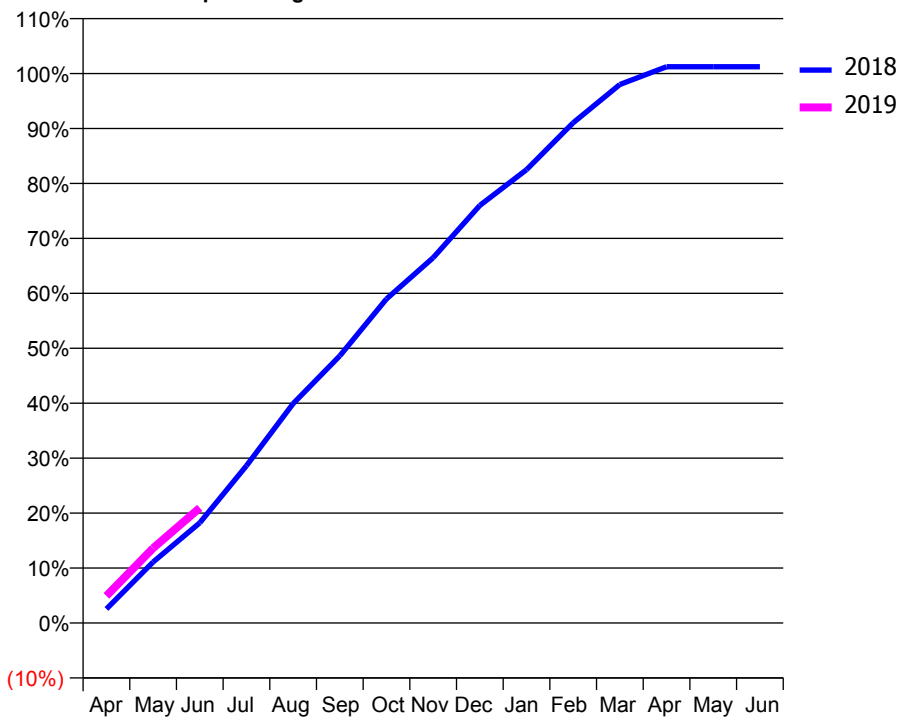
### ACCESS\*

Patients seen in 24 months	Total	Change since previous quarter
Quarter ending June 2017	8,426	
Quarter ending September 2017	8,378	→
Quarter ending December 2017	8,592	↑
Quarter ending March 2018	8,557	→
Quarter ending June 2018	8,650	→
<b>Variance since June 2017</b>	<b>2.7%</b>	<b>↑</b>



### ACTIVITY

Cumulative percentage of contracted UDA delivered 2018 & 2019



Adjusted Scheduled Activity (UDA)

Month	2018	2019
April	503	971
May	2,180	2,678
June	3,582	4,115
July	5,621	
August	7,845	
September	9,552	
October	11,584	
November	13,057	
December	14,925	
January	16,204	
February	17,882	
March	19,252	
April	19,882	
May	19,885	
June	19,885	

### QUALITY

	Quantity	Base Number	Contract	AT	Region	England
% of FP17s for the same patient ID Re-attending within 3 months - Children	39	818	4.8%	9.3%	11.3%	11.5%
% of FP17s for the same patient ID Re-attending within 3 months - Adults	187	2,197	8.5%	13.6%	14.9%	15.4%
% of FP17s for the same patient ID Re-attending between 3 & 9 months - Children	591	818	72.2%	61.2%	60.0%	58.9%
% of FP17s for the same patient ID Re-attending between 3 & 9 months - Adults	1,406	2,197	64.0%	53.1%	52.6%	51.6%
% of FP17s for Band 1 Urgent Courses	106	2,374	4.5%	7.5%	7.9%	8.9%
% of FP17s Relating to Free Repair or Replacements	22	2,374	0.9%	0.8%	0.8%	0.8%
% of FP17s Relating to Continuations	8	2,374	0.3%	0.9%	0.9%	0.9%
% of Patients satisfied with the dentistry they have received	5	5	N/A	93.2%	93.2%	93.2%
% of Patients satisfied with the time they had to wait for an appointment	5	5	N/A	86.5%	89.1%	88.8%

\* This is based on patients treated on this contract for their most recent course of treatment. Figures in italics indicate the base number of FP17s or Patient Questionnaire responses are less than 100. N/A is shown where the base number of responses is less than 10 during the period. % is calculated as Quantity/Base number\*100



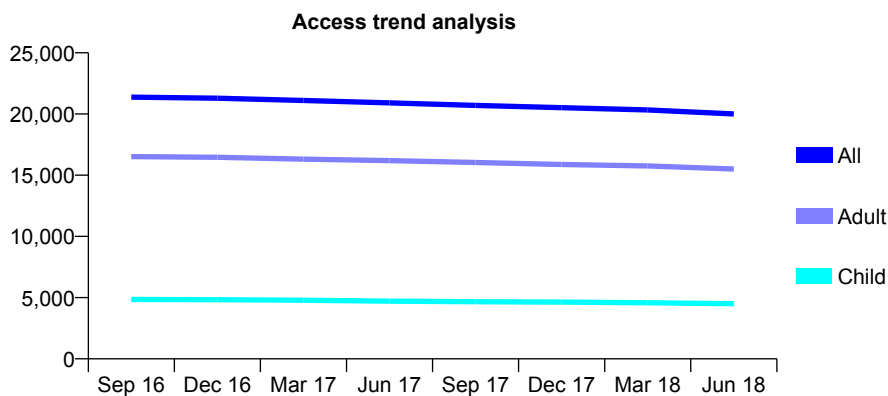
## Q59 - Vital Signs At a Glance Contract Report for 187208/0001 - June 2018

Name or company name	Mr N Maxey & Mr W Welch
Contract type name	GDS Contract
Purpose of contract	General and Orthodontic
Contract start date	01/04/2006
Contract end date	

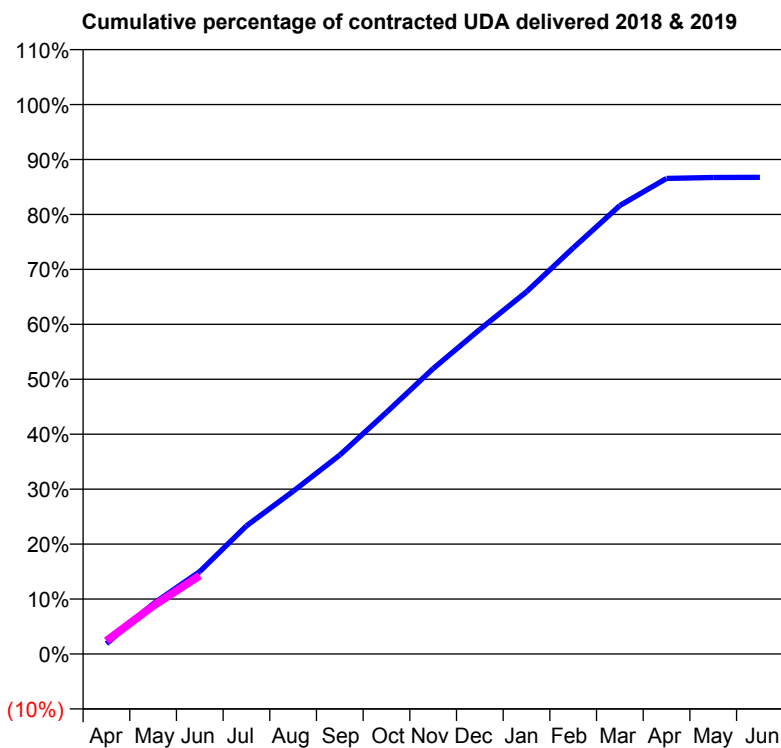
18/19 Contracted general activity (UDA)	63,070
Carry forward general activity (UDA)	0
18/19 Contracted orthodontic activity (UOA)	705
Carry forward orthodontic activity (UOA)	0
Baseline contract value	£1,549,149.27

### ACCESS\*

Patients seen in 24 months	Total	Change since previous quarter
Quarter ending June 2017	20,910	
Quarter ending September 2017	20,705	→
Quarter ending December 2017	20,513	→
Quarter ending March 2018	20,332	→
Quarter ending June 2018	20,010	↓
<b>Variance since June 2017</b>	<b>(4.3%)</b>	<b>↓</b>



### ACTIVITY



Adjusted Scheduled Activity (UDA)		
Month	2018	2019
April	1,179	1,509
May	5,766	5,523
June	9,459	9,014
July	14,720	
August	18,673	
September	22,848	
October	27,747	
November	32,758	
December	37,266	
January	41,579	
February	46,612	
March	51,485	
April	54,592	
May	54,693	
June	54,702	

### QUALITY

	Quantity	Base Number	Contract	AT	Region	England
% of FP17s for the same patient ID Re-attending within 3 months - Children	84	1,677	5.0%	9.3%	11.3%	11.5%
% of FP17s for the same patient ID Re-attending within 3 months - Adults	631	5,467	11.5%	13.6%	14.9%	15.4%
% of FP17s for the same patient ID Re-attending between 3 & 9 months - Children	1,108	1,677	66.1%	61.2%	60.0%	58.9%
% of FP17s for the same patient ID Re-attending between 3 & 9 months - Adults	3,153	5,467	57.7%	53.1%	52.6%	51.6%
% of FP17s for Band 1 Urgent Courses	303	5,612	5.4%	7.5%	7.9%	8.9%
% of FP17s Relating to Free Repair or Replacements	52	5,612	0.9%	0.8%	0.8%	0.8%
% of FP17s Relating to Continuations	37	5,612	0.7%	0.9%	0.9%	0.9%
% of Patients satisfied with the dentistry they have received	27	28	96.4%	93.2%	93.2%	93.2%
% of Patients satisfied with the time they had to wait for an appointment	24	28	85.7%	86.5%	89.1%	88.8%

\* This is based on patients treated on this contract for their most recent course of treatment. Figures in italics indicate the base number of FP17s or Patient Questionnaire responses are less than 100. N/A is shown where the base number of responses is less than 10 during the period. % is calculated as Quantity/Base number\*100

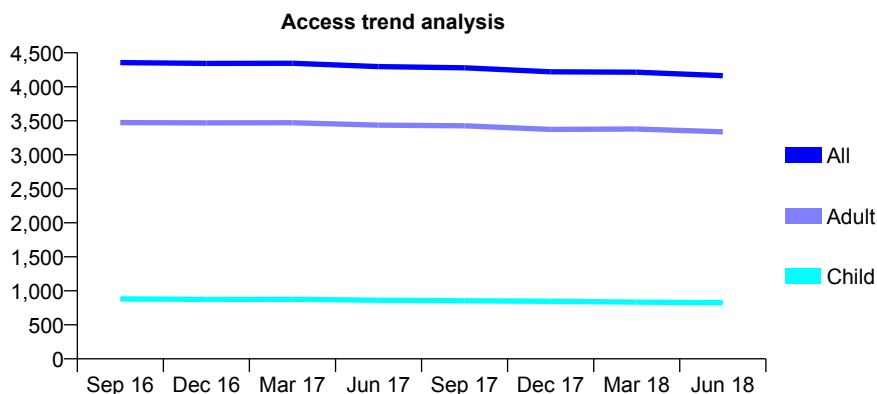
## Q59 - Vital Signs At a Glance Contract Report for 187208/0002 - June 2018

Name or company name	Mr N Maxey & Mr W Welch
Contract type name	GDS Contract
Purpose of contract	General
Contract start date	01/04/2006
Contract end date	

18/19 Contracted general activity (UDA)	12,165
Carry forward general activity (UDA)	0
18/19 Contracted orthodontic activity (UOA)	0
Carry forward orthodontic activity (UOA)	0
Baseline contract value	£271,202.04

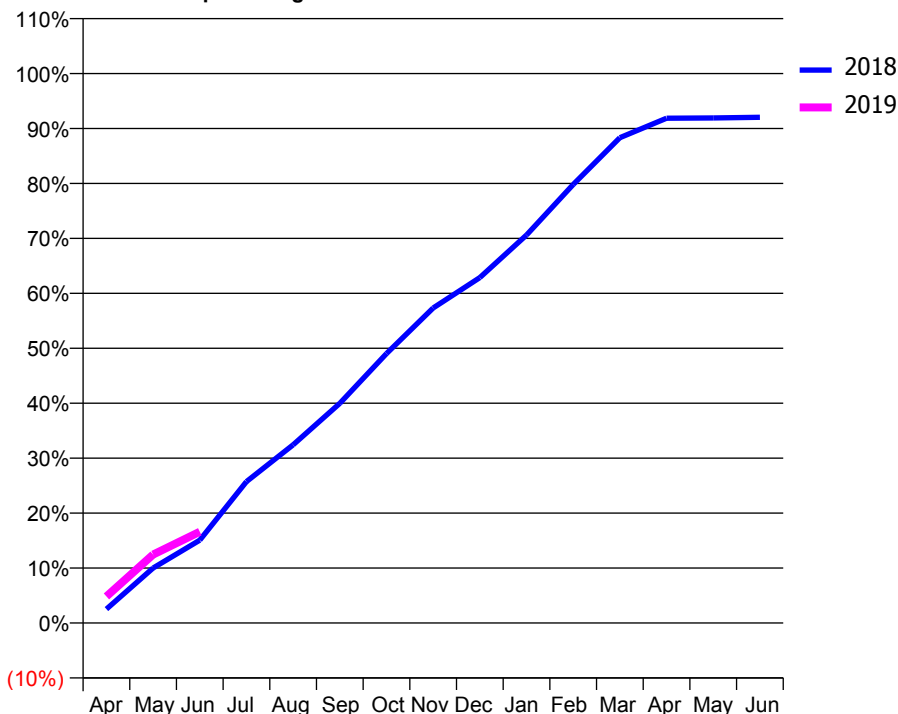
### ACCESS\*

Patients seen in 24 months	Total	Change since previous quarter
Quarter ending June 2017	4,297	
Quarter ending September 2017	4,280	→
Quarter ending December 2017	4,220	↓
Quarter ending March 2018	4,215	→
Quarter ending June 2018	4,163	↓
<b>Variance since June 2017</b>	<b>(3.1%)</b>	<b>↓</b>



### ACTIVITY

Cumulative percentage of contracted UDA delivered 2018 & 2019



Adjusted Scheduled Activity (UDA)

Month	2018	2019
April	308	589
May	1,217	1,515
June	1,835	2,020
July	3,132	
August	3,945	
September	4,864	
October	5,963	
November	6,973	
December	7,648	
January	8,588	
February	9,709	
March	10,743	
April	11,176	
May	11,182	
June	11,195	

### QUALITY

	Quantity	Base Number	Contract	AT	Region	England
% of FP17s for the same patient ID Re-attending within 3 months - Children	12	283	4.2%	9.3%	11.3%	11.5%
% of FP17s for the same patient ID Re-attending within 3 months - Adults	106	1,049	10.1%	13.6%	14.9%	15.4%
% of FP17s for the same patient ID Re-attending between 3 & 9 months - Children	195	283	68.9%	61.2%	60.0%	58.9%
% of FP17s for the same patient ID Re-attending between 3 & 9 months - Adults	667	1,049	63.6%	53.1%	52.6%	51.6%
% of FP17s for Band 1 Urgent Courses	72	1,090	6.6%	7.5%	7.9%	8.9%
% of FP17s Relating to Free Repair or Replacements	4	1,090	0.4%	0.8%	0.8%	0.8%
% of FP17s Relating to Continuations	6	1,090	0.6%	0.9%	0.9%	0.9%
% of Patients satisfied with the dentistry they have received	4	4	N/A	93.2%	93.2%	93.2%
% of Patients satisfied with the time they had to wait for an appointment	4	4	N/A	86.5%	89.1%	88.8%

\* This is based on patients treated on this contract for their most recent course of treatment. Figures in italics indicate the base number of FP17s or Patient Questionnaire responses are less than 100. N/A is shown where the base number of responses is less than 10 during the period. % is calculated as Quantity/Base number\*100

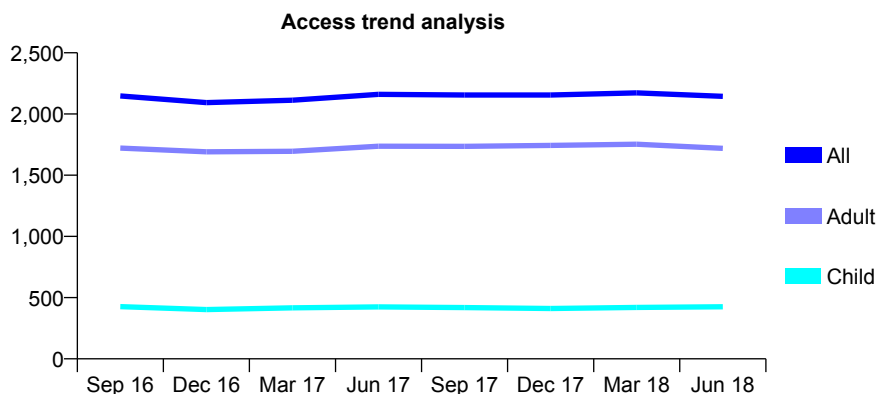
## Q59 - Vital Signs At a Glance Contract Report for 187313/0002 - June 2018

Name or company name	J Ahmad, M Hallen, A Persson & A Alfreds
Contract type name	GDS Contract
Purpose of contract	General
Contract start date	01/04/2010
Contract end date	

18/19 Contracted general activity (UDA)	9,152
Carry forward general activity (UDA)	0
18/19 Contracted orthodontic activity (UOA)	0
Carry forward orthodontic activity (UOA)	0
Baseline contract value	£186,311.20

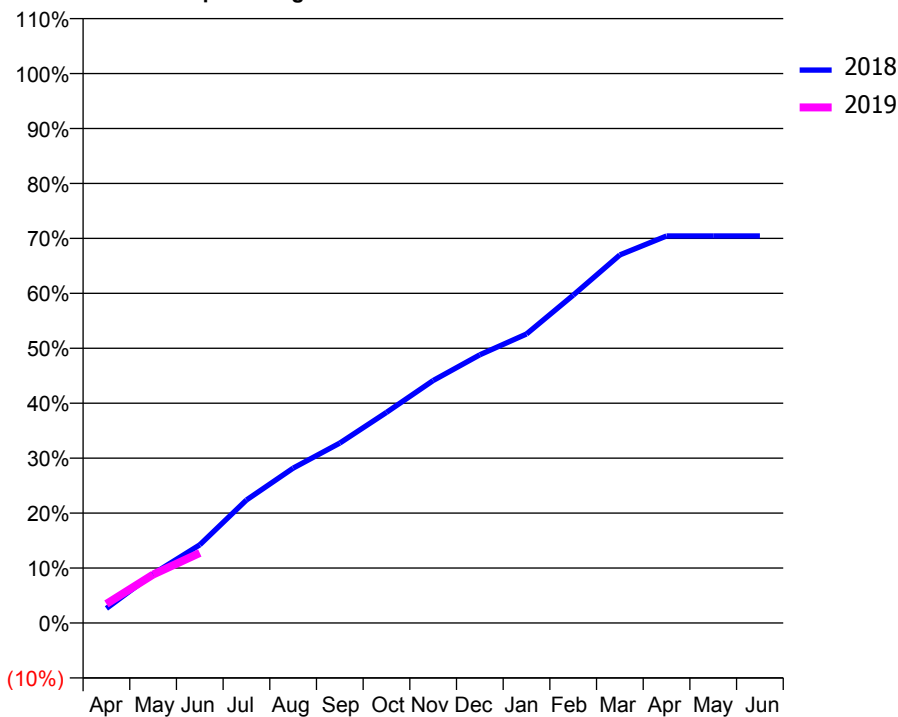
### ACCESS\*

Patients seen in 24 months	Total	Change since previous quarter
Quarter ending June 2017	2,161	
Quarter ending September 2017	2,155	→
Quarter ending December 2017	2,155	→
Quarter ending March 2018	2,173	→
Quarter ending June 2018	2,144	↓
<b>Variance since June 2017</b>	<b>(0.8%)</b>	<b>→</b>



### ACTIVITY

Cumulative percentage of contracted UDA delivered 2018 & 2019



Month	Adjusted Scheduled Activity (UDA)	
	2018	2019
April	243	319
May	819	806
June	1,303	1,166
July	2,048	
August	2,579	
September	2,998	
October	3,508	
November	4,038	
December	4,468	
January	4,813	
February	5,461	
March	6,131	
April	6,446	
May	6,446	
June	6,446	

### QUALITY

	Quantity	Base Number	Contract	AT	Region	England
% of FP17s for the same patient ID Re-attending within 3 months - Children	9	178	5.1%	9.3%	11.3%	11.5%
% of FP17s for the same patient ID Re-attending within 3 months - Adults	74	568	13.0%	13.6%	14.9%	15.4%
% of FP17s for the same patient ID Re-attending between 3 & 9 months - Children	123	178	69.1%	61.2%	60.0%	58.9%
% of FP17s for the same patient ID Re-attending between 3 & 9 months - Adults	377	568	66.4%	53.1%	52.6%	51.6%
% of FP17s for Band 1 Urgent Courses	41	619	6.6%	7.5%	7.9%	8.9%
% of FP17s Relating to Free Repair or Replacements	0	619	0.0%	0.8%	0.8%	0.8%
% of FP17s Relating to Continuations	7	619	1.1%	0.9%	0.9%	0.9%
% of Patients satisfied with the dentistry they have received	2	2	N/A	93.2%	93.2%	93.2%
% of Patients satisfied with the time they had to wait for an appointment	2	2	N/A	86.5%	89.1%	88.8%

\* This is based on patients treated on this contract for their most recent course of treatment. Figures in italics indicate the base number of FP17s or Patient Questionnaire responses are less than 100. N/A is shown where the base number of responses is less than 10 during the period. % is calculated as Quantity/Base number\*100

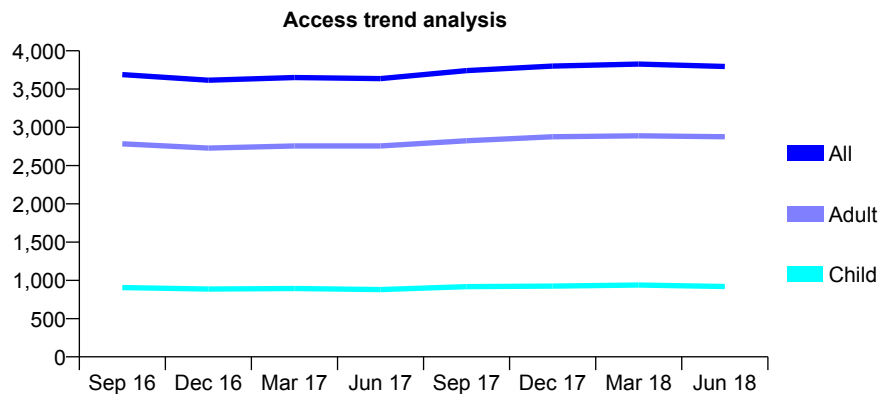
## Q59 - Vital Signs At a Glance Contract Report for 188107/0001 - June 2018

Name or company name	Mr I Razaq
Contract type name	GDS Contract
Purpose of contract	General
Contract start date	15/08/2006
Contract end date	

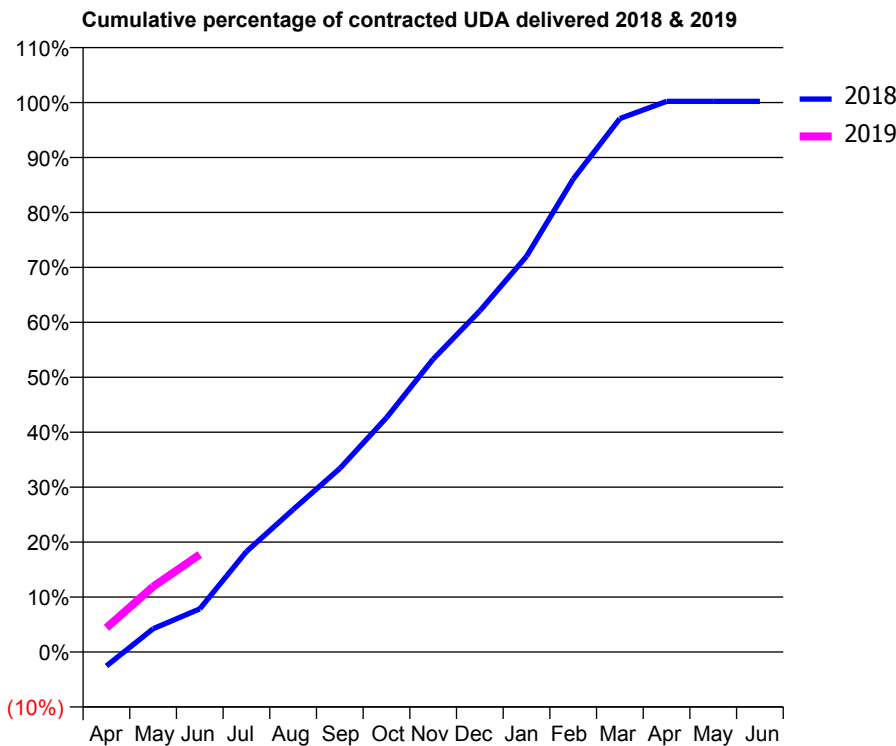
18/19 Contracted general activity (UDA)	11,800
Carry forward general activity (UDA)	0
18/19 Contracted orthodontic activity (UOA)	0
Carry forward orthodontic activity (UOA)	0
Baseline contract value	£314,372.27

### ACCESS\*

Patients seen in 24 months	Total	Change since previous quarter
Quarter ending June 2017	3,636	
Quarter ending September 2017	3,742	↑
Quarter ending December 2017	3,801	→
Quarter ending March 2018	3,827	→
Quarter ending June 2018	3,796	→
<b>Variance since June 2017</b>	<b>4.4%</b>	<b>↑</b>



### ACTIVITY



Month	Adjusted Scheduled Activity (UDA)	
	2018	2019
April	-316	520
May	521	1,403
June	966	2,094
July	2,249	
August	3,189	
September	4,108	
October	5,244	
November	6,557	
December	7,636	
January	8,857	
February	10,586	
March	11,942	
April	12,326	
May	12,326	
June	12,326	

### QUALITY

	Quantity	Base Number	Contract	AT	Region	England
% of FP17s for the same patient ID Re-attending within 3 months - Children	23	289	8.0%	9.3%	11.3%	11.5%
% of FP17s for the same patient ID Re-attending within 3 months - Adults	114	834	13.7%	13.6%	14.9%	15.4%
% of FP17s for the same patient ID Re-attending between 3 & 9 months - Children	216	289	74.7%	61.2%	60.0%	58.9%
% of FP17s for the same patient ID Re-attending between 3 & 9 months - Adults	534	834	64.0%	53.1%	52.6%	51.6%
% of FP17s for Band 1 Urgent Courses	85	969	8.8%	7.5%	7.9%	8.9%
% of FP17s Relating to Free Repair or Replacements	4	969	0.4%	0.8%	0.8%	0.8%
% of FP17s Relating to Continuations	3	969	0.3%	0.9%	0.9%	0.9%
% of Patients satisfied with the dentistry they have received	6	6	N/A	93.2%	93.2%	93.2%
% of Patients satisfied with the time they had to wait for an appointment	6	6	N/A	86.5%	89.1%	88.8%

\* This is based on patients treated on this contract for their most recent course of treatment. Figures in italics indicate the base number of FP17s or Patient Questionnaire responses are less than 100. N/A is shown where the base number of responses is less than 10 during the period. % is calculated as Quantity/Base number\*100

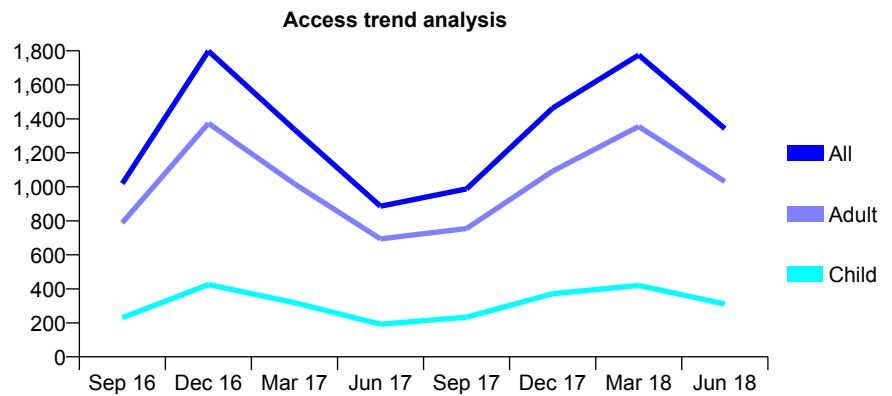
## Q59 - Vital Signs At a Glance Contract Report for 188867/0001 - June 2018

Name or company name	Mr Moroney& Ms N Whitley
Contract type name	GDS Contract
Purpose of contract	General
Contract start date	01/10/2013
Contract end date	31/05/2018

18/19 Contracted general activity (UDA)	596
Carry forward general activity (UDA)	0
18/19 Contracted orthodontic activity (UOA)	0
Carry forward orthodontic activity (UOA)	0
Baseline contract value	£13,770.69

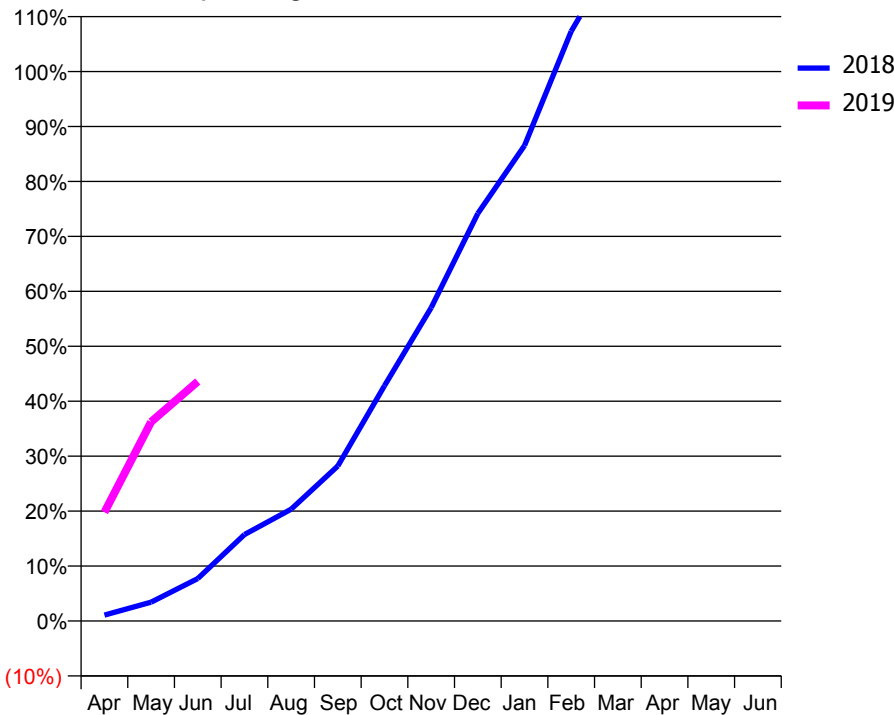
### ACCESS\*

Patients seen in 24 months	Total	Change since previous quarter
Quarter ending June 2017	886	
Quarter ending September 2017	988	↑
Quarter ending December 2017	1,463	↑
Quarter ending March 2018	1,775	↑
Quarter ending June 2018	1,342	↓
<b>Variance since June 2017</b>	<b>51.5%</b>	<b>↑</b>



### ACTIVITY

Cumulative percentage of contracted UDA delivered 2018 & 2019



Month	Adjusted Scheduled Activity (UDA)	
	2018	2019
April	39	118
May	123	216
June	276	260
July	563	
August	728	
September	1,009	
October	1,532	
November	2,040	
December	2,654	
January	3,096	
February	3,840	
March	4,356	
April	4,481	
May	4,481	
June	4,482	

### QUALITY

	Quantity	Base Number	Contract	AT	Region	England
% of FP17s for the same patient ID Re-attending within 3 months - Children	0	11	0.0%	9.3%	11.3%	11.5%
% of FP17s for the same patient ID Re-attending within 3 months - Adults	8	82	9.8%	13.6%	14.9%	15.4%
% of FP17s for the same patient ID Re-attending between 3 & 9 months - Children	2	11	18.2%	61.2%	60.0%	58.9%
% of FP17s for the same patient ID Re-attending between 3 & 9 months - Adults	17	82	20.7%	53.1%	52.6%	51.6%
% of FP17s for Band 1 Urgent Courses	4	57	7.0%	7.5%	7.9%	8.9%
% of FP17s Relating to Free Repair or Replacements	0	57	0.0%	0.8%	0.8%	0.8%
% of FP17s Relating to Continuations	2	57	3.5%	0.9%	0.9%	0.9%
% of Patients satisfied with the dentistry they have received	1	1	N/A	93.2%	93.2%	93.2%
% of Patients satisfied with the time they had to wait for an appointment	1	1	N/A	86.5%	89.1%	88.8%

\* This is based on patients treated on this contract for their most recent course of treatment. Figures in italics indicate the base number of FP17s or Patient Questionnaire responses are less than 100. N/A is shown where the base number of responses is less than 10 during the period. % is calculated as Quantity/Base number\*100

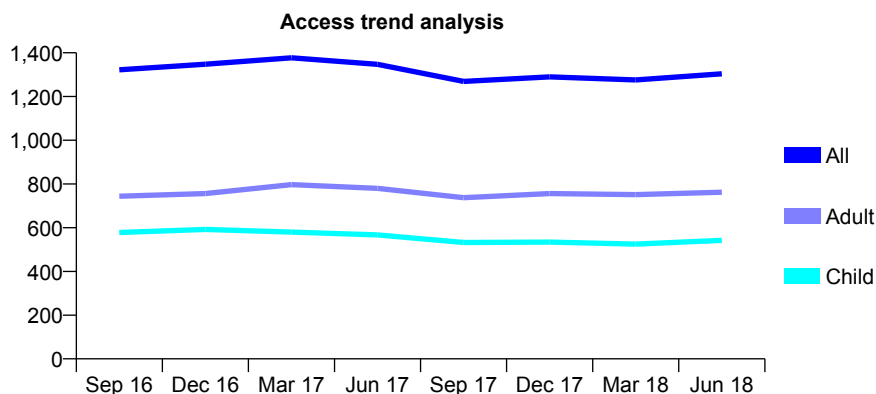
## Q59 - Vital Signs At a Glance Contract Report for 189820/0001 - June 2018

Name or company name	J & P Pallipatt T/A Aesthetic Smiles
Contract type name	GDS Contract
Purpose of contract	General
Contract start date	01/12/2010
Contract end date	

18/19 Contracted general activity (UDA)	3,000
Carry forward general activity (UDA)	0
18/19 Contracted orthodontic activity (UOA)	0
Carry forward orthodontic activity (UOA)	0
Baseline contract value	£144,646.90

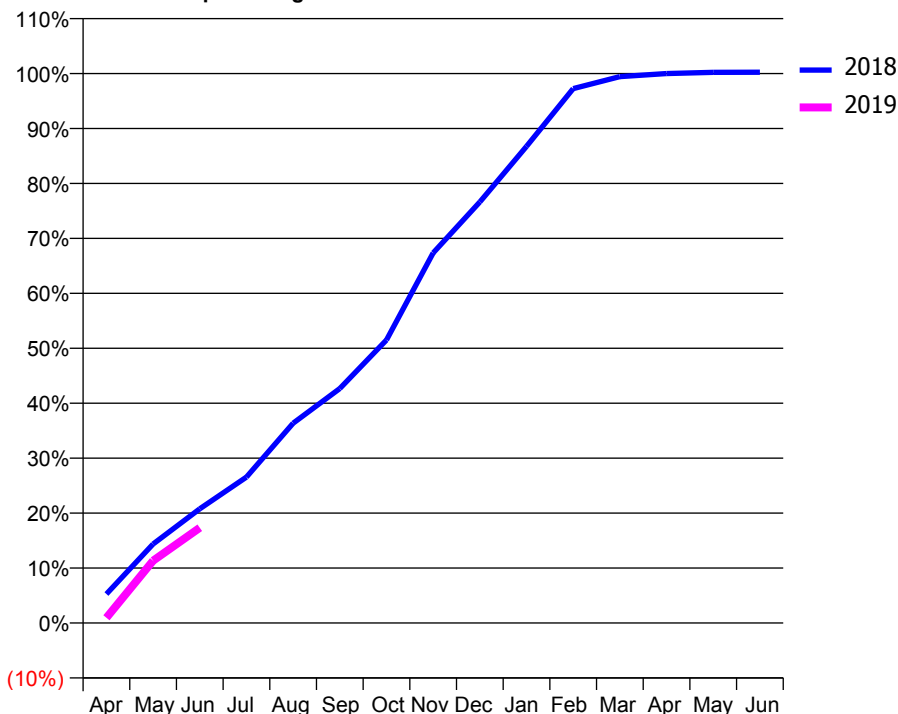
### ACCESS\*

Patients seen in 24 months	Total	Change since previous quarter
Quarter ending June 2017	1,347	
Quarter ending September 2017	1,269	↓
Quarter ending December 2017	1,290	→
Quarter ending March 2018	1,276	↓
Quarter ending June 2018	1,304	↑
<b>Variance since June 2017</b>	<b>(3.2%)</b>	<b>↓</b>



### ACTIVITY

Cumulative percentage of contracted UDA delivered 2018 & 2019



Adjusted Scheduled Activity (UDA)

Month	2018	2019
April	158	29
May	432	340
June	624	520
July	797	
August	1,091	
September	1,280	
October	1,545	
November	2,021	
December	2,299	
January	2,602	
February	2,917	
March	2,983	
April	3,000	
May	3,006	
June	3,007	

### QUALITY

	Quantity	Base Number	Contract	AT	Region	England
% of FP17s for the same patient ID Re-attending within 3 months - Children	14	146	9.6%	9.3%	11.3%	11.5%
% of FP17s for the same patient ID Re-attending within 3 months - Adults	30	199	15.1%	13.6%	14.9%	15.4%
% of FP17s for the same patient ID Re-attending between 3 & 9 months - Children	55	146	37.7%	61.2%	60.0%	58.9%
% of FP17s for the same patient ID Re-attending between 3 & 9 months - Adults	95	199	47.7%	53.1%	52.6%	51.6%
% of FP17s for Band 1 Urgent Courses	30	327	9.2%	7.5%	7.9%	8.9%
% of FP17s Relating to Free Repair or Replacements	0	327	0.0%	0.8%	0.8%	0.8%
% of FP17s Relating to Continuations	0	327	0.0%	0.9%	0.9%	0.9%
% of Patients satisfied with the dentistry they have received	0	0	N/A	93.2%	93.2%	93.2%
% of Patients satisfied with the time they had to wait for an appointment	0	0	N/A	86.5%	89.1%	88.8%

\* This is based on patients treated on this contract for their most recent course of treatment. Figures in italics indicate the base number of FP17s or Patient Questionnaire responses are less than 100. N/A is shown where the base number of responses is less than 10 during the period. % is calculated as Quantity/Base number\*100

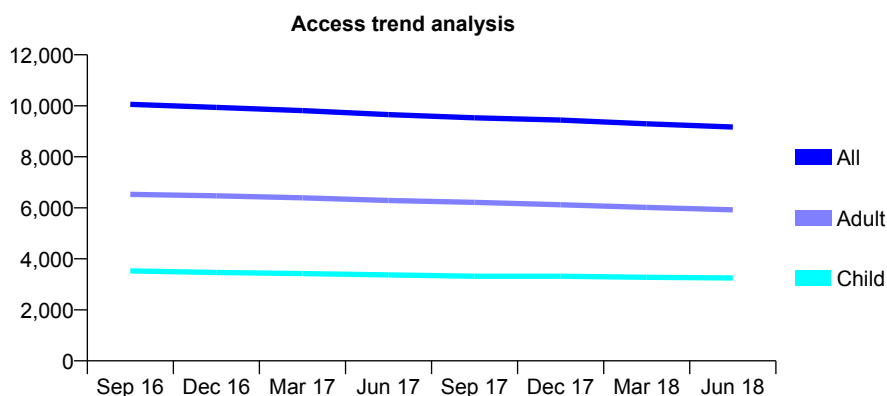
## Q59 - Vital Signs At a Glance Contract Report for 189960/0001 - June 2018

Name or company name	Mr Z Kapadia & Mr N F Kapadia
Contract type name	GDS Contract
Purpose of contract	General
Contract start date	01/04/2014
Contract end date	

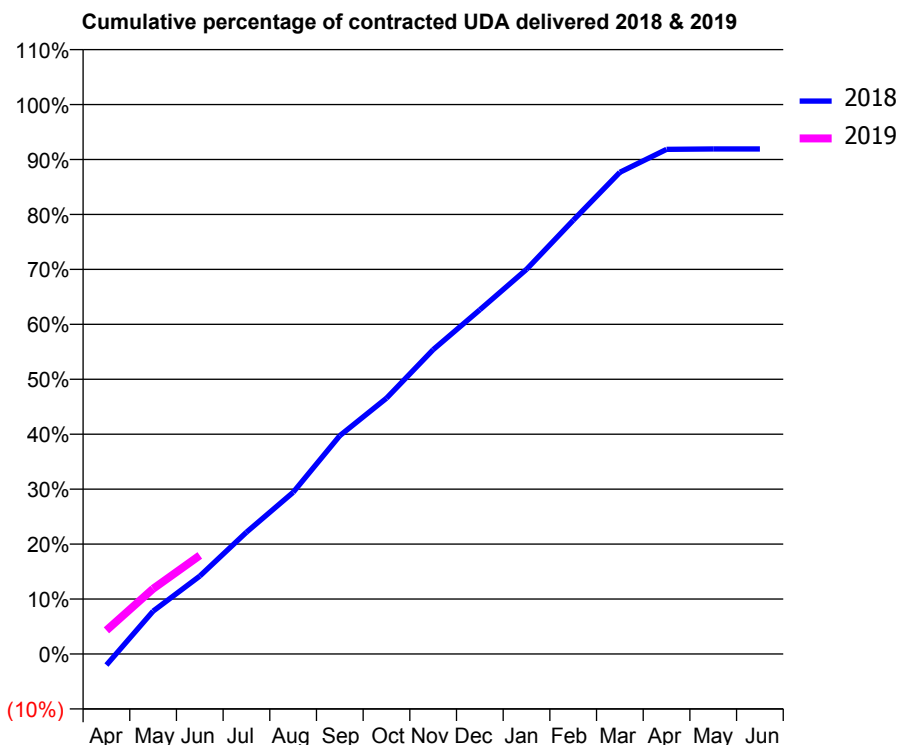
18/19 Contracted general activity (UDA)	23,121
Carry forward general activity (UDA)	0
18/19 Contracted orthodontic activity (UOA)	0
Carry forward orthodontic activity (UOA)	0
Baseline contract value	£576,110.26

### ACCESS\*

Patients seen in 24 months	Total	Change since previous quarter
Quarter ending June 2017	9,654	
Quarter ending September 2017	9,532	↓
Quarter ending December 2017	9,438	→
Quarter ending March 2018	9,296	↓
Quarter ending June 2018	9,170	↓
<b>Variance since June 2017</b>	<b>(5.0%)</b>	<b>↓</b>



### ACTIVITY



Month	Adjusted Scheduled Activity (UDA)	
	2018	2019
April	-467	995
May	1,803	2,746
June	3,279	4,152
July	5,123	
August	6,804	
September	9,189	
October	10,766	
November	12,804	
December	14,482	
January	16,182	
February	18,251	
March	20,267	
April	21,235	
May	21,253	
June	21,253	

### QUALITY

	Quantity	Base Number	Contract	AT	Region	England
% of FP17s for the same patient ID Re-attending within 3 months - Children	102	1,426	7.2%	9.3%	11.3%	11.5%
% of FP17s for the same patient ID Re-attending within 3 months - Adults	255	2,112	12.1%	13.6%	14.9%	15.4%
% of FP17s for the same patient ID Re-attending between 3 & 9 months - Children	1,049	1,426	73.6%	61.2%	60.0%	58.9%
% of FP17s for the same patient ID Re-attending between 3 & 9 months - Adults	1,348	2,112	63.8%	53.1%	52.6%	51.6%
% of FP17s for Band 1 Urgent Courses	144	2,648	5.4%	7.5%	7.9%	8.9%
% of FP17s Relating to Free Repair or Replacements	21	2,648	0.8%	0.8%	0.8%	0.8%
% of FP17s Relating to Continuations	5	2,648	0.2%	0.9%	0.9%	0.9%
% of Patients satisfied with the dentistry they have received	8	9	N/A	93.2%	93.2%	93.2%
% of Patients satisfied with the time they had to wait for an appointment	7	9	N/A	86.5%	89.1%	88.8%

\* This is based on patients treated on this contract for their most recent course of treatment. Figures in italics indicate the base number of FP17s or Patient Questionnaire responses are less than 100. N/A is shown where the base number of responses is less than 10 during the period. % is calculated as Quantity/Base number\*100

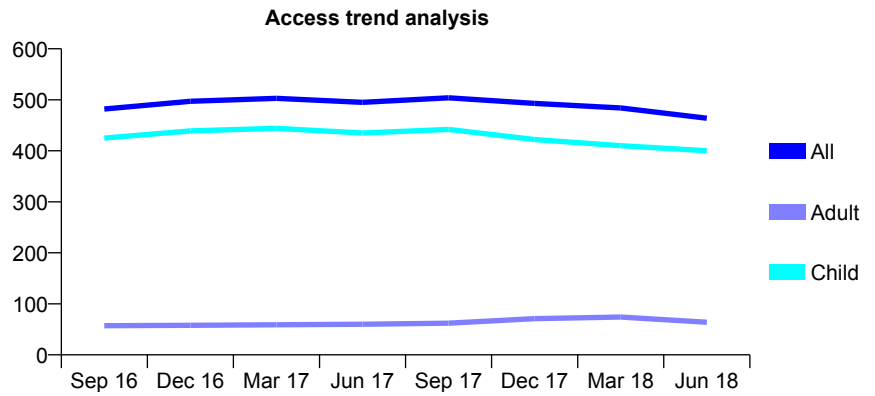
## Q59 - Vital Signs At a Glance Contract Report for 191248/0001 - June 2018

Name or company name	Mr K Makwana & Mr P Patel
Contract type name	GDS Contract
Purpose of contract	General
Contract start date	01/02/2012
Contract end date	

18/19 Contracted general activity (UDA)	2,000
Carry forward general activity (UDA)	0
18/19 Contracted orthodontic activity (UOA)	0
Carry forward orthodontic activity (UOA)	0
Baseline contract value	£46,201.19

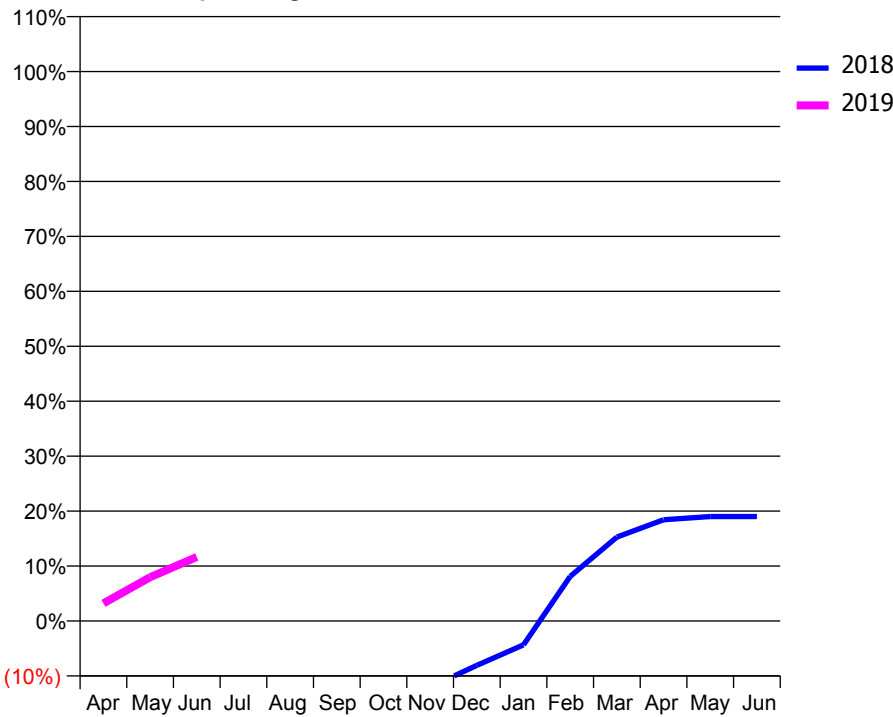
### ACCESS\*

Patients seen in 24 months	Total	Change since previous quarter
Quarter ending June 2017	495	
Quarter ending September 2017	504	→
Quarter ending December 2017	493	↓
Quarter ending March 2018	484	↓
Quarter ending June 2018	464	↓
<b>Variance since June 2017</b>	<b>(6.3%)</b>	<b>↓</b>



### ACTIVITY

Cumulative percentage of contracted UDA delivered 2018 & 2019



Month	Adjusted Scheduled Activity (UDA)	
	2018	2019
April	-573	64
May	-495	159
June	-469	233
July	-326	
August	-261	
September	-185	
October	-174	
November	-121	
December	-81	
January	-44	
February	81	
March	153	
April	184	
May	190	
June	190	

### QUALITY

	Quantity	Base Number	Contract	AT	Region	England
% of FP17s for the same patient ID Re-attending within 3 months - Children	16	212	7.5%	9.3%	11.3%	11.5%
% of FP17s for the same patient ID Re-attending within 3 months - Adults	0	0	N/A	13.6%	14.9%	15.4%
% of FP17s for the same patient ID Re-attending between 3 & 9 months - Children	128	212	60.4%	61.2%	60.0%	58.9%
% of FP17s for the same patient ID Re-attending between 3 & 9 months - Adults	0	0	N/A	53.1%	52.6%	51.6%
% of FP17s for Band 1 Urgent Courses	5	184	2.7%	7.5%	7.9%	8.9%
% of FP17s Relating to Free Repair or Replacements	0	184	0.0%	0.8%	0.8%	0.8%
% of FP17s Relating to Continuations	0	184	0.0%	0.9%	0.9%	0.9%
% of Patients satisfied with the dentistry they have received	1	1	N/A	93.2%	93.2%	93.2%
% of Patients satisfied with the time they had to wait for an appointment	0	1	N/A	86.5%	89.1%	88.8%

\* This is based on patients treated on this contract for their most recent course of treatment. Figures in italics indicate the base number of FP17s or Patient Questionnaire responses are less than 100. N/A is shown where the base number of responses is less than 10 during the period. % is calculated as Quantity/Base number\*100



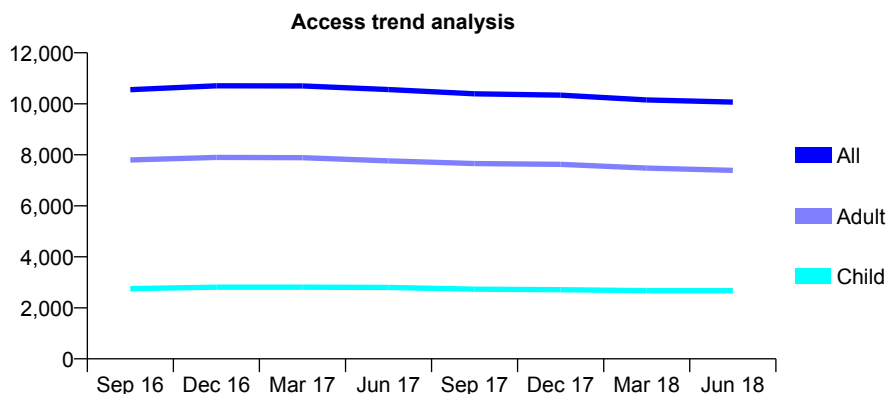
## Q59 - Vital Signs At a Glance Contract Report for 191310/0001 - June 2018

Name or company name	East Midlands Community Dental Ass. Ltd.
Contract type name	GDS Contract
Purpose of contract	General
Contract start date	15/11/2006
Contract end date	

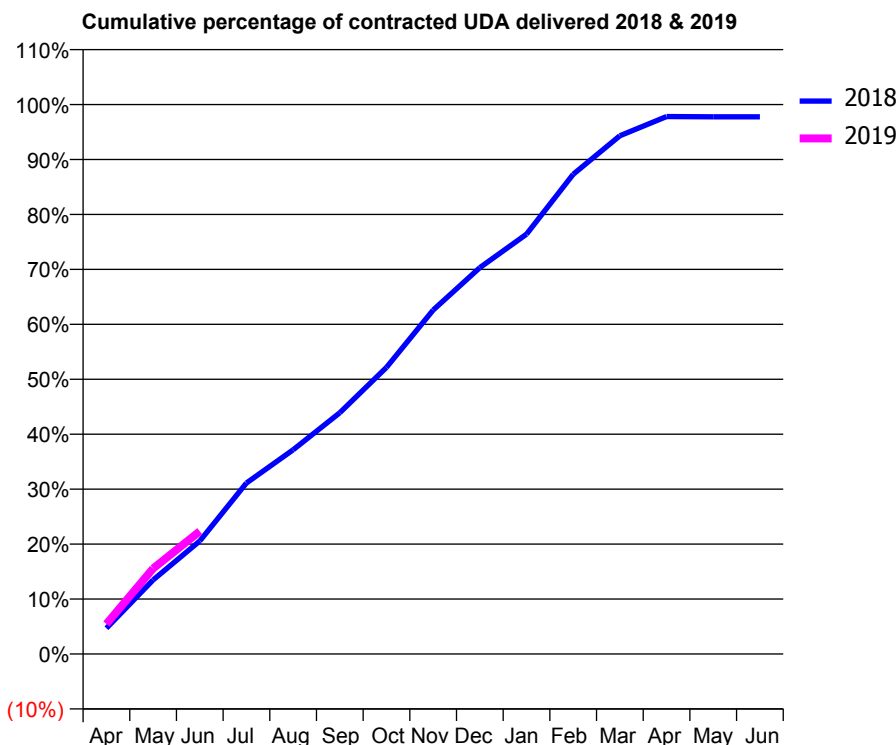
18/19 Contracted general activity (UDA)	28,504
Carry forward general activity (UDA)	0
18/19 Contracted orthodontic activity (UOA)	0
Carry forward orthodontic activity (UOA)	0
Baseline contract value	£635,469.75

### ACCESS\*

Patients seen in 24 months	Total	Change since previous quarter
Quarter ending June 2017	10,562	
Quarter ending September 2017	10,394	↓
Quarter ending December 2017	10,339	→
Quarter ending March 2018	10,153	↓
Quarter ending June 2018	10,068	→
<b>Variance since June 2017</b>	<b>(4.7%)</b>	<b>↓</b>



### ACTIVITY



Month	Adjusted Scheduled Activity (UDA)	
	2018	2019
April	1,341	1,559
May	3,845	4,437
June	5,859	6,367
July	8,874	
August	10,593	
September	12,513	
October	14,871	
November	17,841	
December	20,044	
January	21,782	
February	24,886	
March	26,886	
April	27,882	
May	27,864	
June	27,864	

### QUALITY

	Quantity	Base Number	Contract	AT	Region	England
% of FP17s for the same patient ID Re-attending within 3 months - Children	61	1,230	5.0%	9.3%	11.3%	11.5%
% of FP17s for the same patient ID Re-attending within 3 months - Adults	248	2,940	8.4%	13.6%	14.9%	15.4%
% of FP17s for the same patient ID Re-attending between 3 & 9 months - Children	899	1,230	73.1%	61.2%	60.0%	58.9%
% of FP17s for the same patient ID Re-attending between 3 & 9 months - Adults	2,004	2,940	68.2%	53.1%	52.6%	51.6%
% of FP17s for Band 1 Urgent Courses	204	3,648	5.6%	7.5%	7.9%	8.9%
% of FP17s Relating to Free Repair or Replacements	14	3,648	0.4%	0.8%	0.8%	0.8%
% of FP17s Relating to Continuations	6	3,648	0.2%	0.9%	0.9%	0.9%
% of Patients satisfied with the dentistry they have received	6	7	N/A	93.2%	93.2%	93.2%
% of Patients satisfied with the time they had to wait for an appointment	5	7	N/A	86.5%	89.1%	88.8%

\* This is based on patients treated on this contract for their most recent course of treatment. Figures in italics indicate the base number of FP17s or Patient Questionnaire responses are less than 100. N/A is shown where the base number of responses is less than 10 during the period. % is calculated as Quantity/Base number\*100

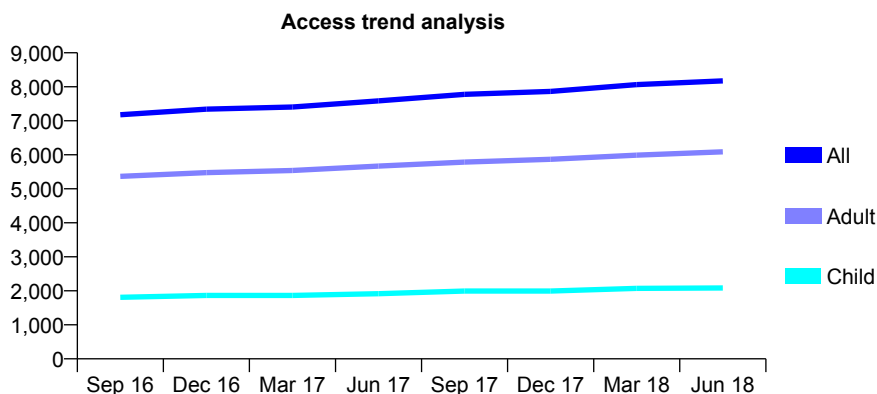
## Q59 - Vital Signs At a Glance Contract Report for 191310/0004 - June 2018

Name or company name	Apex Dental Ltd
Contract type name	GDS Contract
Purpose of contract	General
Contract start date	04/04/2008
Contract end date	

18/19 Contracted general activity (UDA)	21,000
Carry forward general activity (UDA)	0
18/19 Contracted orthodontic activity (UOA)	0
Carry forward orthodontic activity (UOA)	0
Baseline contract value	£468,179.48

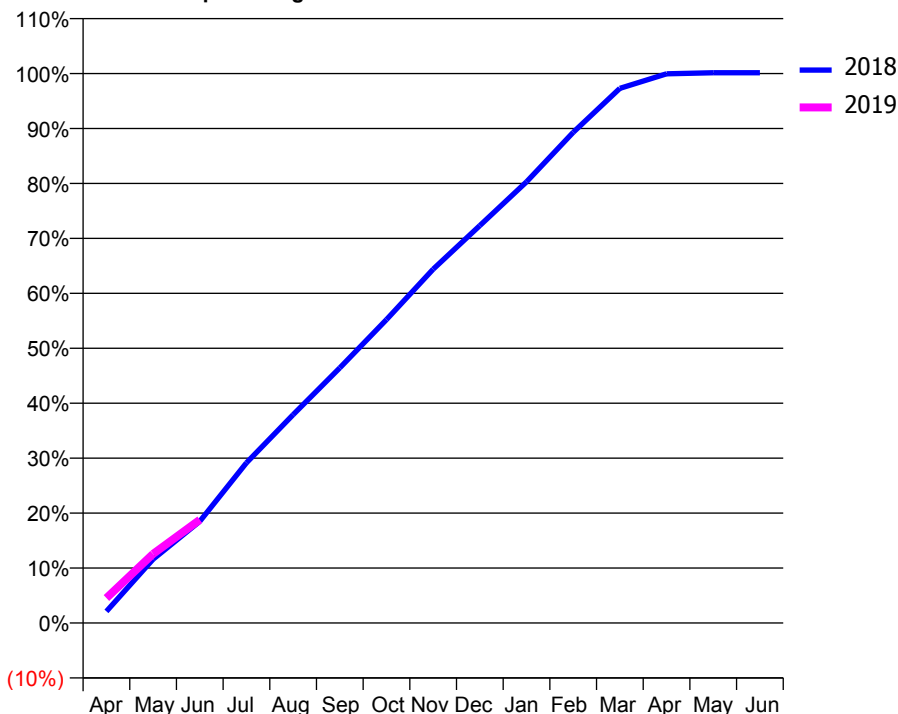
### ACCESS\*

Patients seen in 24 months	Total	Change since previous quarter
Quarter ending June 2017	7,586	
Quarter ending September 2017	7,778	↑
Quarter ending December 2017	7,865	→
Quarter ending March 2018	8,065	↑
Quarter ending June 2018	8,173	→
<b>Variance since June 2017</b>	<b>7.7%</b>	<b>↑</b>



### ACTIVITY

Cumulative percentage of contracted UDA delivered 2018 & 2019



Month	Adjusted Scheduled Activity (UDA)	
	2018	2019
April	445	958
May	2,438	2,644
June	3,886	3,945
July	6,121	
August	7,965	
September	9,753	
October	11,597	
November	13,525	
December	15,187	
January	16,859	
February	18,753	
March	20,432	
April	20,988	
May	21,031	
June	21,028	

### QUALITY

	Quantity	Base Number	Contract	AT	Region	England
% of FP17s for the same patient ID Re-attending within 3 months - Children	29	475	6.1%	9.3%	11.3%	11.5%
% of FP17s for the same patient ID Re-attending within 3 months - Adults	140	1,253	11.2%	13.6%	14.9%	15.4%
% of FP17s for the same patient ID Re-attending between 3 & 9 months - Children	193	475	40.6%	61.2%	60.0%	58.9%
% of FP17s for the same patient ID Re-attending between 3 & 9 months - Adults	391	1,253	31.2%	53.1%	52.6%	51.6%
% of FP17s for Band 1 Urgent Courses	139	1,530	9.1%	7.5%	7.9%	8.9%
% of FP17s Relating to Free Repair or Replacements	6	1,530	0.4%	0.8%	0.8%	0.8%
% of FP17s Relating to Continuations	13	1,530	0.8%	0.9%	0.9%	0.9%
% of Patients satisfied with the dentistry they have received	11	12	91.7%	93.2%	93.2%	93.2%
% of Patients satisfied with the time they had to wait for an appointment	11	12	91.7%	86.5%	89.1%	88.8%

\* This is based on patients treated on this contract for their most recent course of treatment. Figures in italics indicate the base number of FP17s or Patient Questionnaire responses are less than 100. N/A is shown where the base number of responses is less than 10 during the period. % is calculated as Quantity/Base number\*100

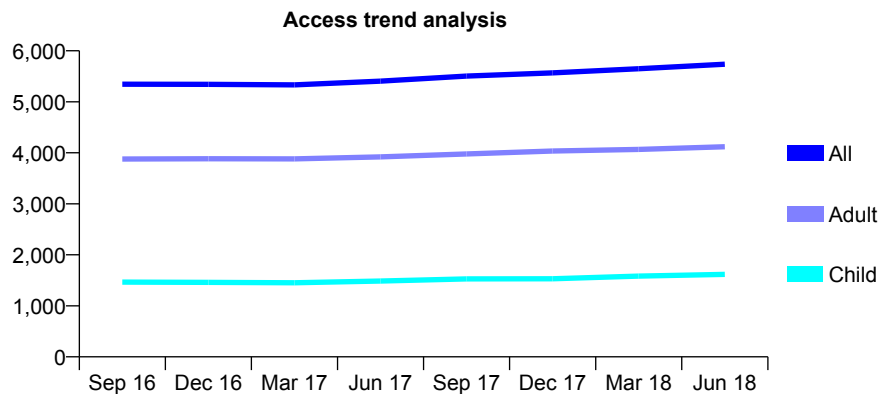
## Q59 - Vital Signs At a Glance Contract Report for 191779/0001 - June 2018

Name or company name	Dr H Moti & Dr J Shah
Contract type name	GDS Contract
Purpose of contract	General
Contract start date	01/05/2008
Contract end date	

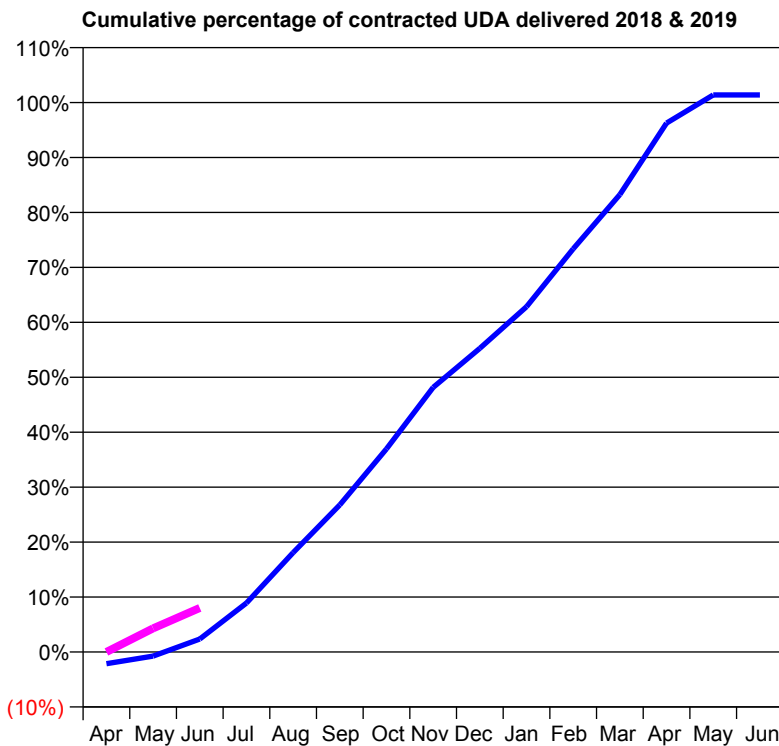
18/19 Contracted general activity (UDA)	11,711
Carry forward general activity (UDA)	0
18/19 Contracted orthodontic activity (UOA)	0
Carry forward orthodontic activity (UOA)	0
Baseline contract value	£322,576.51

### ACCESS\*

Patients seen in 24 months	Total	Change since previous quarter
Quarter ending June 2017	5,404	
Quarter ending September 2017	5,504	→
Quarter ending December 2017	5,567	→
Quarter ending March 2018	5,648	→
Quarter ending June 2018	5,738	→
<b>Variance since June 2017</b>	<b>6.2%</b>	<b>↑</b>



### ACTIVITY



Month	Adjusted Scheduled Activity (UDA)	
	2018	2019
April	-251	1
May	-91	503
June	276	940
July	1,045	
August	2,118	
September	3,136	
October	4,331	
November	5,641	
December	6,473	
January	7,359	
February	8,591	
March	9,750	
April	11,274	
May	11,872	
June	11,872	

### QUALITY

	Quantity	Base Number	Contract	AT	Region	England
% of FP17s for the same patient ID Re-attending within 3 months - Children	38	599	6.3%	9.3%	11.3%	11.5%
% of FP17s for the same patient ID Re-attending within 3 months - Adults	141	1,253	11.3%	13.6%	14.9%	15.4%
% of FP17s for the same patient ID Re-attending between 3 & 9 months - Children	383	599	63.9%	61.2%	60.0%	58.9%
% of FP17s for the same patient ID Re-attending between 3 & 9 months - Adults	664	1,253	53.0%	53.1%	52.6%	51.6%
% of FP17s for Band 1 Urgent Courses	47	489	9.6%	7.5%	7.9%	8.9%
% of FP17s Relating to Free Repair or Replacements	2	489	0.4%	0.8%	0.8%	0.8%
% of FP17s Relating to Continuations	0	489	0.0%	0.9%	0.9%	0.9%
% of Patients satisfied with the dentistry they have received	2	3	N/A	93.2%	93.2%	93.2%
% of Patients satisfied with the time they had to wait for an appointment	2	3	N/A	86.5%	89.1%	88.8%

\* This is based on patients treated on this contract for their most recent course of treatment. Figures in italics indicate the base number of FP17s or Patient Questionnaire responses are less than 100. N/A is shown where the base number of responses is less than 10 during the period. % is calculated as Quantity/Base number\*100

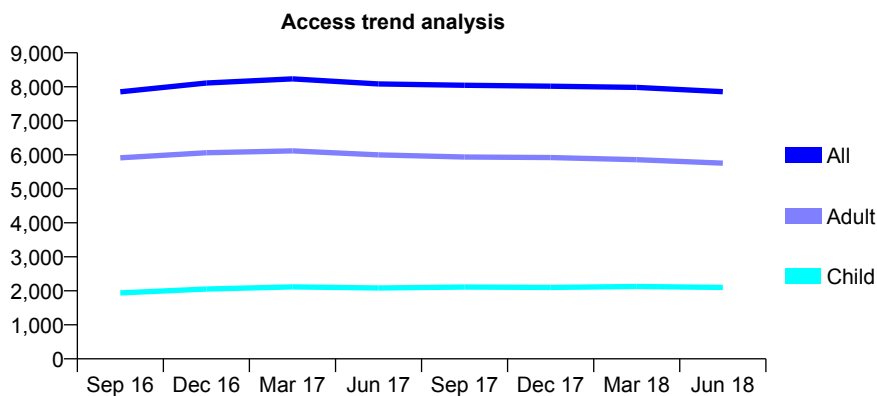
## Q59 - Vital Signs At a Glance Contract Report for 193461/0001 - June 2018

Name or company name	Forest House Dental Surgery Limited
Contract type name	GDS Contract
Purpose of contract	General
Contract start date	01/10/2007
Contract end date	

18/19 Contracted general activity (UDA)	23,341
Carry forward general activity (UDA)	0
18/19 Contracted orthodontic activity (UOA)	0
Carry forward orthodontic activity (UOA)	0
Baseline contract value	£541,932.80

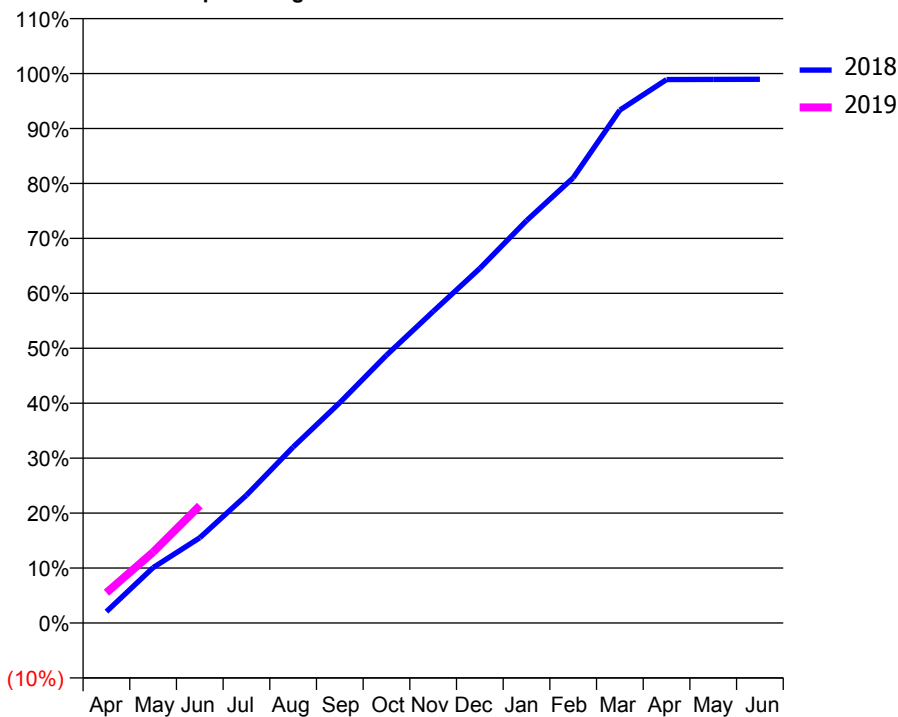
### ACCESS\*

Patients seen in 24 months	Total	Change since previous quarter
Quarter ending June 2017	8,083	
Quarter ending September 2017	8,045	→
Quarter ending December 2017	8,019	→
Quarter ending March 2018	7,982	→
Quarter ending June 2018	7,857	↓
<b>Variance since June 2017</b>	<b>(2.8%)</b>	<b>↓</b>



### ACTIVITY

Cumulative percentage of contracted UDA delivered 2018 & 2019



Month	Adjusted Scheduled Activity (UDA)	
	2018	2019
April	483	1,291
May	2,355	3,010
June	3,623	4,989
July	5,432	
August	7,473	
September	9,362	
October	11,378	
November	13,234	
December	15,066	
January	17,091	
February	18,911	
March	21,787	
April	23,087	
May	23,090	
June	23,097	

### QUALITY

	Quantity	Base Number	Contract	AT	Region	England
% of FP17s for the same patient ID Re-attending within 3 months - Children	84	767	11.0%	9.3%	11.3%	11.5%
% of FP17s for the same patient ID Re-attending within 3 months - Adults	377	2,148	17.6%	13.6%	14.9%	15.4%
% of FP17s for the same patient ID Re-attending between 3 & 9 months - Children	448	767	58.4%	61.2%	60.0%	58.9%
% of FP17s for the same patient ID Re-attending between 3 & 9 months - Adults	1,215	2,148	56.6%	53.1%	52.6%	51.6%
% of FP17s for Band 1 Urgent Courses	174	2,356	7.4%	7.5%	7.9%	8.9%
% of FP17s Relating to Free Repair or Replacements	30	2,356	1.3%	0.8%	0.8%	0.8%
% of FP17s Relating to Continuations	29	2,356	1.2%	0.9%	0.9%	0.9%
% of Patients satisfied with the dentistry they have received	8	10	80.0%	93.2%	93.2%	93.2%
% of Patients satisfied with the time they had to wait for an appointment	10	10	100.0%	86.5%	89.1%	88.8%

\* This is based on patients treated on this contract for their most recent course of treatment. Figures in italics indicate the base number of FP17s or Patient Questionnaire responses are less than 100. N/A is shown where the base number of responses is less than 10 during the period. % is calculated as Quantity/Base number\*100

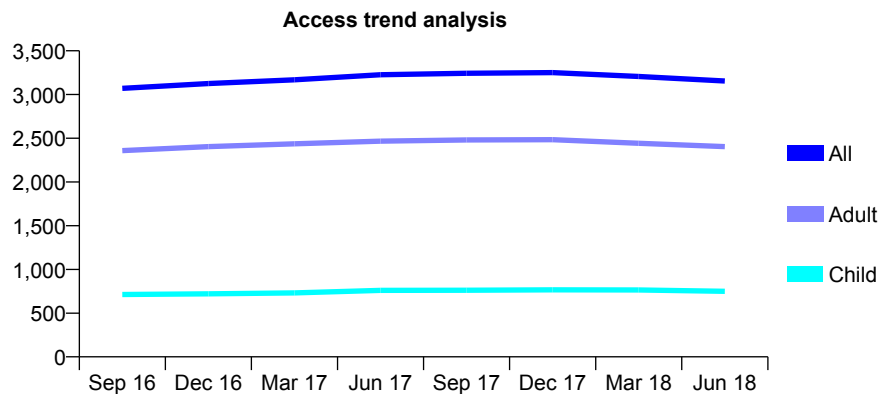
## Q59 - Vital Signs At a Glance Contract Report for 193887/0001 - June 2018

Name or company name	Whetstone Dental Surgery Limited
Contract type name	GDS Contract
Purpose of contract	General
Contract start date	01/11/2007
Contract end date	

18/19 Contracted general activity (UDA)	11,270
Carry forward general activity (UDA)	0
18/19 Contracted orthodontic activity (UOA)	0
Carry forward orthodontic activity (UOA)	0
Baseline contract value	£321,749.51

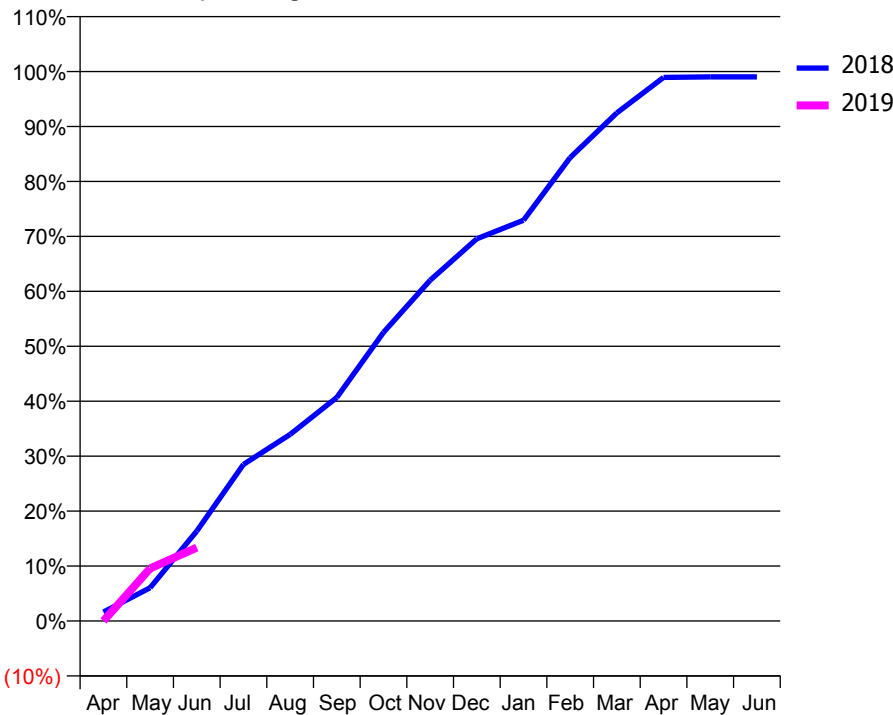
### ACCESS\*

Patients seen in 24 months	Total	Change since previous quarter
Quarter ending June 2017	3,227	
Quarter ending September 2017	3,243	→
Quarter ending December 2017	3,250	→
Quarter ending March 2018	3,207	↓
Quarter ending June 2018	3,154	↓
<b>Variance since June 2017</b>	<b>(2.3%)</b>	<b>↓</b>



### ACTIVITY

Cumulative percentage of contracted UDA delivered 2018 & 2019



Month	Adjusted Scheduled Activity (UDA)	
	2018	2019
April	185	0
May	681	1,079
June	1,845	1,504
July	3,212	
August	3,827	
September	4,586	
October	5,921	
November	6,990	
December	7,839	
January	8,219	
February	9,505	
March	10,421	
April	11,150	
May	11,160	
June	11,160	

### QUALITY

	Quantity	Base Number	Contract	AT	Region	England
% of FP17s for the same patient ID Re-attending within 3 months - Children	21	324	6.5%	9.3%	11.3%	11.5%
% of FP17s for the same patient ID Re-attending within 3 months - Adults	43	718	6.0%	13.6%	14.9%	15.4%
% of FP17s for the same patient ID Re-attending between 3 & 9 months - Children	230	324	71.0%	61.2%	60.0%	58.9%
% of FP17s for the same patient ID Re-attending between 3 & 9 months - Adults	495	718	68.9%	53.1%	52.6%	51.6%
% of FP17s for Band 1 Urgent Courses	17	744	2.3%	7.5%	7.9%	8.9%
% of FP17s Relating to Free Repair or Replacements	0	744	0.0%	0.8%	0.8%	0.8%
% of FP17s Relating to Continuations	2	744	0.3%	0.9%	0.9%	0.9%
% of Patients satisfied with the dentistry they have received	0	0	N/A	93.2%	93.2%	93.2%
% of Patients satisfied with the time they had to wait for an appointment	0	0	N/A	86.5%	89.1%	88.8%

\* This is based on patients treated on this contract for their most recent course of treatment. Figures in italics indicate the base number of FP17s or Patient Questionnaire responses are less than 100. N/A is shown where the base number of responses is less than 10 during the period. % is calculated as Quantity/Base number\*100

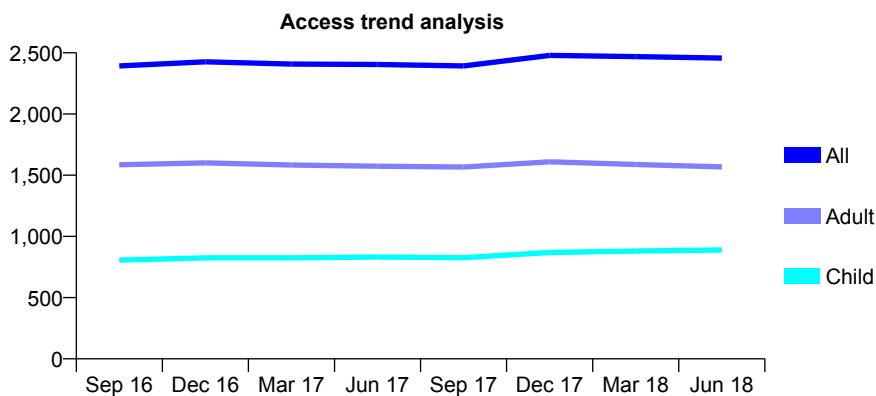
## Q59 - Vital Signs At a Glance Contract Report for 194247/0001 - June 2018

Name or company name	V & Y (UK) Limited
Contract type name	GDS Contract
Purpose of contract	General
Contract start date	01/02/2012
Contract end date	

18/19 Contracted general activity (UDA)	7,355
Carry forward general activity (UDA)	0
18/19 Contracted orthodontic activity (UOA)	0
Carry forward orthodontic activity (UOA)	0
Baseline contract value	£165,527.98

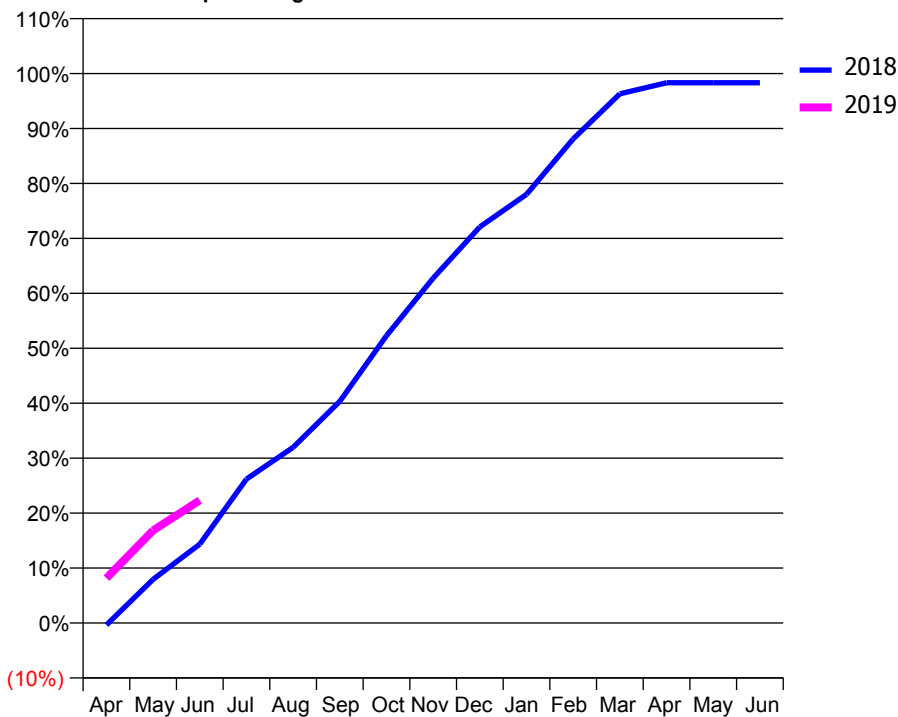
### ACCESS\*

Patients seen in 24 months	Total	Change since previous quarter
Quarter ending June 2017	2,405	
Quarter ending September 2017	2,393	→
Quarter ending December 2017	2,479	↑
Quarter ending March 2018	2,469	→
Quarter ending June 2018	2,457	→
<b>Variance since June 2017</b>	<b>2.2%</b>	<b>↑</b>



### ACTIVITY

Cumulative percentage of contracted UDA delivered 2018 & 2019



Adjusted Scheduled Activity (UDA)		
Month	2018	2019
April	-27	601
May	585	1,240
June	1,055	1,644
July	1,927	
August	2,352	
September	2,967	
October	3,846	
November	4,616	
December	5,303	
January	5,738	
February	6,480	
March	7,083	
April	7,231	
May	7,232	
June	7,232	

### QUALITY

	Quantity	Base Number	Contract	AT	Region	England
% of FP17s for the same patient ID Re-attending within 3 months - Children	11	215	5.1%	9.3%	11.3%	11.5%
% of FP17s for the same patient ID Re-attending within 3 months - Adults	36	384	9.4%	13.6%	14.9%	15.4%
% of FP17s for the same patient ID Re-attending between 3 & 9 months - Children	121	215	56.3%	61.2%	60.0%	58.9%
% of FP17s for the same patient ID Re-attending between 3 & 9 months - Adults	169	384	44.0%	53.1%	52.6%	51.6%
% of FP17s for Band 1 Urgent Courses	9	535	1.7%	7.5%	7.9%	8.9%
% of FP17s Relating to Free Repair or Replacements	3	535	0.6%	0.8%	0.8%	0.8%
% of FP17s Relating to Continuations	3	535	0.6%	0.9%	0.9%	0.9%
% of Patients satisfied with the dentistry they have received	1	1	N/A	93.2%	93.2%	93.2%
% of Patients satisfied with the time they had to wait for an appointment	1	1	N/A	86.5%	89.1%	88.8%

\* This is based on patients treated on this contract for their most recent course of treatment. Figures in italics indicate the base number of FP17s or Patient Questionnaire responses are less than 100. N/A is shown where the base number of responses is less than 10 during the period. % is calculated as Quantity/Base number\*100

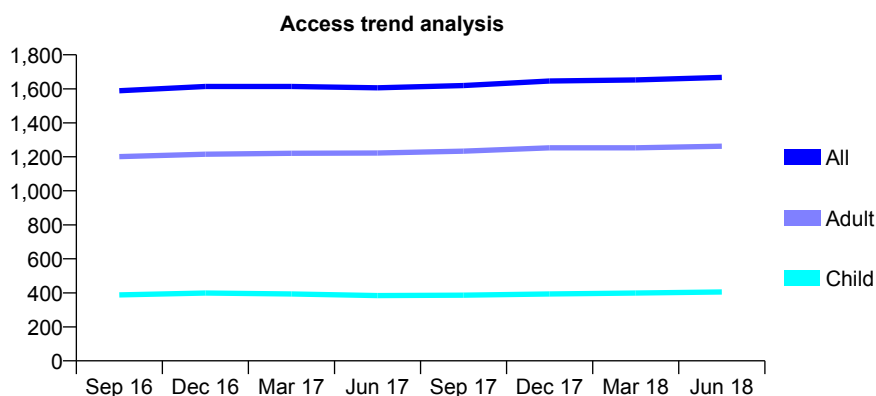
## Q59 - Vital Signs At a Glance Contract Report for 194247/0002 - June 2018

Name or company name	V & Y (UK) Limited
Contract type name	GDS Contract
Purpose of contract	General
Contract start date	01/02/2012
Contract end date	

18/19 Contracted general activity (UDA)	5,543
Carry forward general activity (UDA)	0
18/19 Contracted orthodontic activity (UOA)	0
Carry forward orthodontic activity (UOA)	0
Baseline contract value	£197,300.99

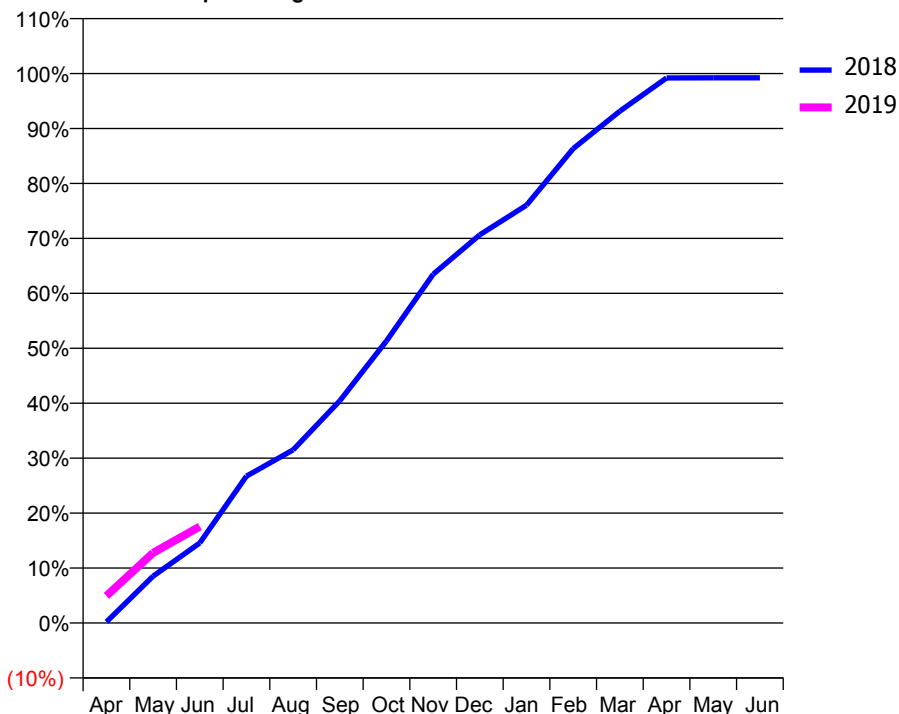
### ACCESS\*

Patients seen in 24 months	Total	Change since previous quarter
Quarter ending June 2017	1,606	
Quarter ending September 2017	1,619	→
Quarter ending December 2017	1,646	→
Quarter ending March 2018	1,652	→
Quarter ending June 2018	1,667	→
<b>Variance since June 2017</b>	<b>3.8%</b>	<b>↑</b>



### ACTIVITY

Cumulative percentage of contracted UDA delivered 2018 & 2019



Adjusted Scheduled Activity (UDA)

Month	2018	2019
April	12	274
May	473	708
June	808	973
July	1,481	
August	1,747	
September	2,241	
October	2,845	
November	3,518	
December	3,917	
January	4,215	
February	4,785	
March	5,164	
April	5,499	
May	5,500	
June	5,500	

### QUALITY

	Quantity	Base Number	Contract	AT	Region	England
% of FP17s for the same patient ID Re-attending within 3 months - Children	3	119	2.5%	9.3%	11.3%	11.5%
% of FP17s for the same patient ID Re-attending within 3 months - Adults	31	348	8.9%	13.6%	14.9%	15.4%
% of FP17s for the same patient ID Re-attending between 3 & 9 months - Children	70	119	58.8%	61.2%	60.0%	58.9%
% of FP17s for the same patient ID Re-attending between 3 & 9 months - Adults	179	348	51.4%	53.1%	52.6%	51.6%
% of FP17s for Band 1 Urgent Courses	2	360	0.6%	7.5%	7.9%	8.9%
% of FP17s Relating to Free Repair or Replacements	8	360	2.2%	0.8%	0.8%	0.8%
% of FP17s Relating to Continuations	3	360	0.8%	0.9%	0.9%	0.9%
% of Patients satisfied with the dentistry they have received	2	2	N/A	93.2%	93.2%	93.2%
% of Patients satisfied with the time they had to wait for an appointment	2	2	N/A	86.5%	89.1%	88.8%

\* This is based on patients treated on this contract for their most recent course of treatment. Figures in italics indicate the base number of FP17s or Patient Questionnaire responses are less than 100. N/A is shown where the base number of responses is less than 10 during the period. % is calculated as Quantity/Base number\*100

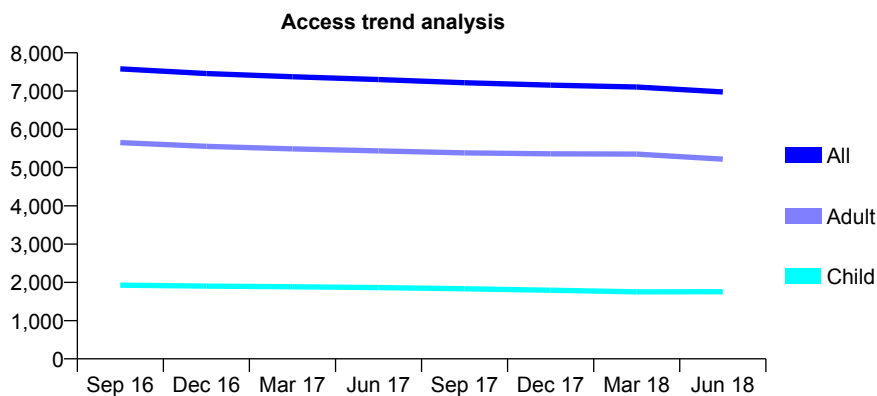
## Q59 - Vital Signs At a Glance Contract Report for 194646/0001 - June 2018

Name or company name	Thurmaston Dental Practice Ltd
Contract type name	GDS Contract
Purpose of contract	General
Contract start date	01/11/2013
Contract end date	

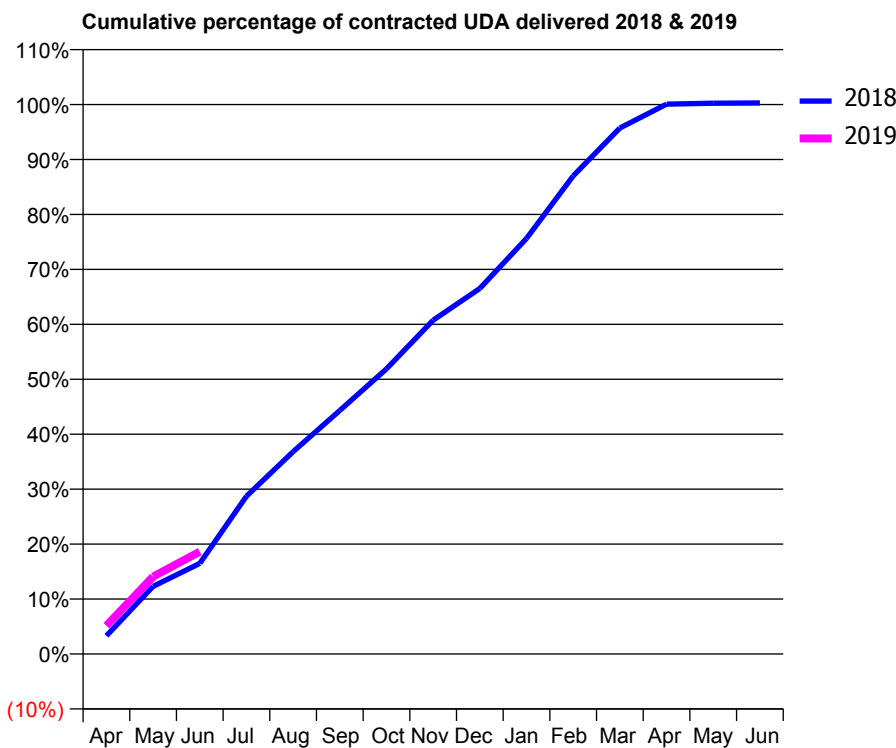
18/19 Contracted general activity (UDA)	21,203
Carry forward general activity (UDA)	0
18/19 Contracted orthodontic activity (UOA)	0
Carry forward orthodontic activity (UOA)	0
Baseline contract value	£519,197.00

### ACCESS\*

Patients seen in 24 months	Total	Change since previous quarter
Quarter ending June 2017	7,301	
Quarter ending September 2017	7,216	↓
Quarter ending December 2017	7,156	→
Quarter ending March 2018	7,107	→
Quarter ending June 2018	6,976	↓
<b>Variance since June 2017</b>	<b>(4.5%)</b>	<b>↓</b>



### ACTIVITY



Month	Adjusted Scheduled Activity (UDA)	
	2018	2019
April	702	1,094
May	2,609	2,987
June	3,494	3,950
July	6,088	
August	7,807	
September	9,399	
October	11,001	
November	12,881	
December	14,107	
January	16,037	
February	18,448	
March	20,295	
April	21,217	
May	21,251	
June	21,265	

### QUALITY

	Quantity	Base Number	Contract	AT	Region	England
% of FP17s for the same patient ID Re-attending within 3 months - Children	52	636	8.2%	9.3%	11.3%	11.5%
% of FP17s for the same patient ID Re-attending within 3 months - Adults	242	1,716	14.1%	13.6%	14.9%	15.4%
% of FP17s for the same patient ID Re-attending between 3 & 9 months - Children	410	636	64.5%	61.2%	60.0%	58.9%
% of FP17s for the same patient ID Re-attending between 3 & 9 months - Adults	1,040	1,716	60.6%	53.1%	52.6%	51.6%
% of FP17s for Band 1 Urgent Courses	109	1,890	5.8%	7.5%	7.9%	8.9%
% of FP17s Relating to Free Repair or Replacements	4	1,890	0.2%	0.8%	0.8%	0.8%
% of FP17s Relating to Continuations	23	1,890	1.2%	0.9%	0.9%	0.9%
% of Patients satisfied with the dentistry they have received	6	6	N/A	93.2%	93.2%	93.2%
% of Patients satisfied with the time they had to wait for an appointment	5	6	N/A	86.5%	89.1%	88.8%

\* This is based on patients treated on this contract for their most recent course of treatment. Figures in italics indicate the base number of FP17s or Patient Questionnaire responses are less than 100. N/A is shown where the base number of responses is less than 10 during the period. % is calculated as Quantity/Base number\*100



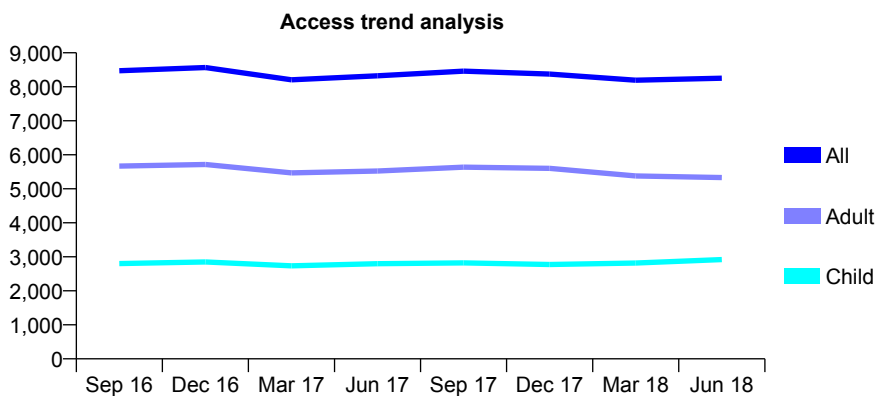
## Q59 - Vital Signs At a Glance Contract Report for 195405/0001 - June 2018

Name or company name	Sigma Dental Limited
Contract type name	GDS Contract
Purpose of contract	General
Contract start date	01/11/2006
Contract end date	

18/19 Contracted general activity (UDA)	19,345
Carry forward general activity (UDA)	0
18/19 Contracted orthodontic activity (UOA)	0
Carry forward orthodontic activity (UOA)	0
Baseline contract value	£483,859.45

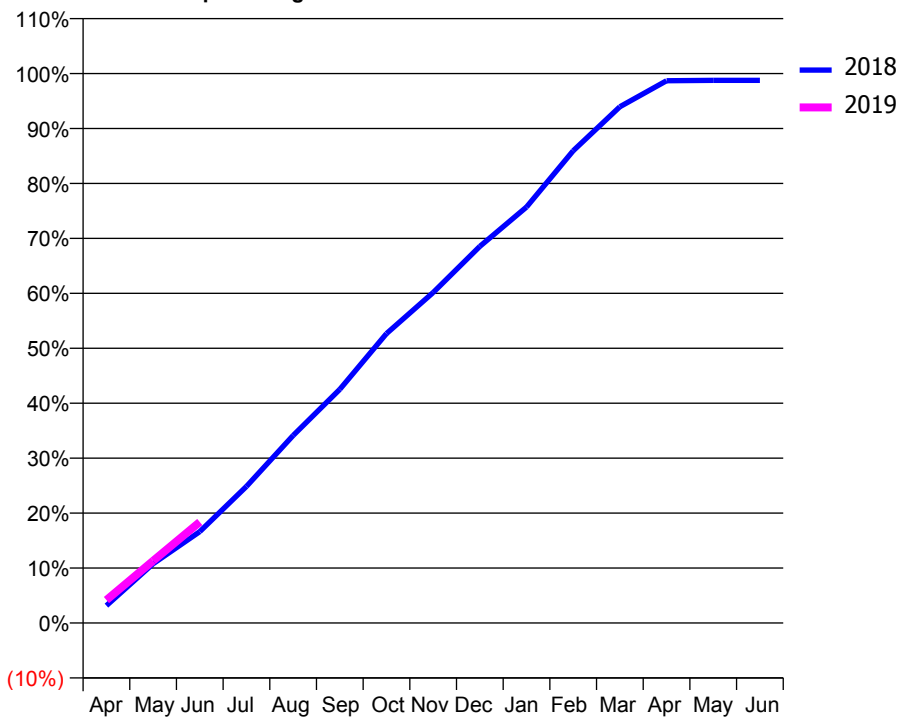
### ACCESS\*

Patients seen in 24 months	Total	Change since previous quarter
Quarter ending June 2017	8,322	
Quarter ending September 2017	8,460	→
Quarter ending December 2017	8,375	↓
Quarter ending March 2018	8,196	↓
Quarter ending June 2018	8,252	→
<b>Variance since June 2017</b>	<b>(0.8%)</b>	<b>→</b>



### ACTIVITY

Cumulative percentage of contracted UDA delivered 2018 & 2019



Adjusted Scheduled Activity (UDA)		
Month	2018	2019
April	614	808
May	2,087	2,188
June	3,219	3,554
July	4,811	
August	6,603	
September	8,229	
October	10,190	
November	11,634	
December	13,260	
January	14,645	
February	16,627	
March	18,173	
April	19,090	
May	19,104	
June	19,104	

### QUALITY

	Quantity	Base Number	Contract	AT	Region	England
% of FP17s for the same patient ID Re-attending within 3 months - Children	61	1,138	5.4%	9.3%	11.3%	11.5%
% of FP17s for the same patient ID Re-attending within 3 months - Adults	141	1,428	9.9%	13.6%	14.9%	15.4%
% of FP17s for the same patient ID Re-attending between 3 & 9 months - Children	521	1,138	45.8%	61.2%	60.0%	58.9%
% of FP17s for the same patient ID Re-attending between 3 & 9 months - Adults	722	1,428	50.6%	53.1%	52.6%	51.6%
% of FP17s for Band 1 Urgent Courses	100	2,032	4.9%	7.5%	7.9%	8.9%
% of FP17s Relating to Free Repair or Replacements	11	2,032	0.5%	0.8%	0.8%	0.8%
% of FP17s Relating to Continuations	21	2,032	1.0%	0.9%	0.9%	0.9%
% of Patients satisfied with the dentistry they have received	7	8	N/A	93.2%	93.2%	93.2%
% of Patients satisfied with the time they had to wait for an appointment	5	8	N/A	86.5%	89.1%	88.8%

\* This is based on patients treated on this contract for their most recent course of treatment. Figures in italics indicate the base number of FP17s or Patient Questionnaire responses are less than 100. N/A is shown where the base number of responses is less than 10 during the period. % is calculated as Quantity/Base number\*100

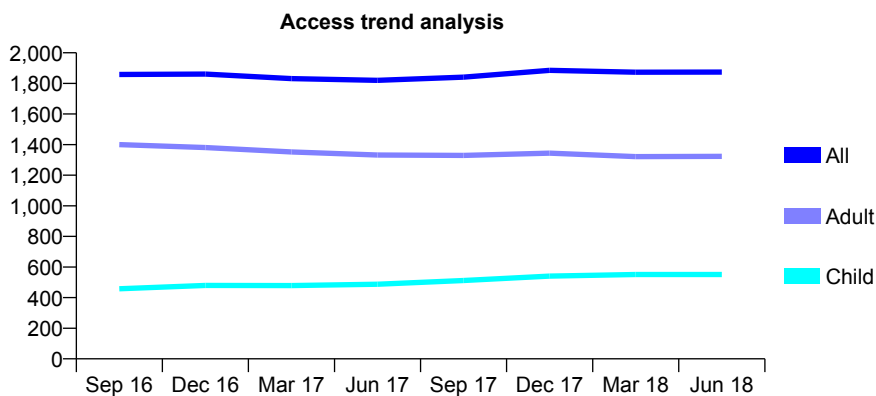
## Q59 - Vital Signs At a Glance Contract Report for 198978/0001 - June 2018

Name or company name	Mr H Singh Thiara & Mrs S Kaur
Contract type name	GDS Contract
Purpose of contract	General
Contract start date	01/09/2013
Contract end date	

18/19 Contracted general activity (UDA)	7,170
Carry forward general activity (UDA)	0
18/19 Contracted orthodontic activity (UOA)	0
Carry forward orthodontic activity (UOA)	0
Baseline contract value	£159,703.39

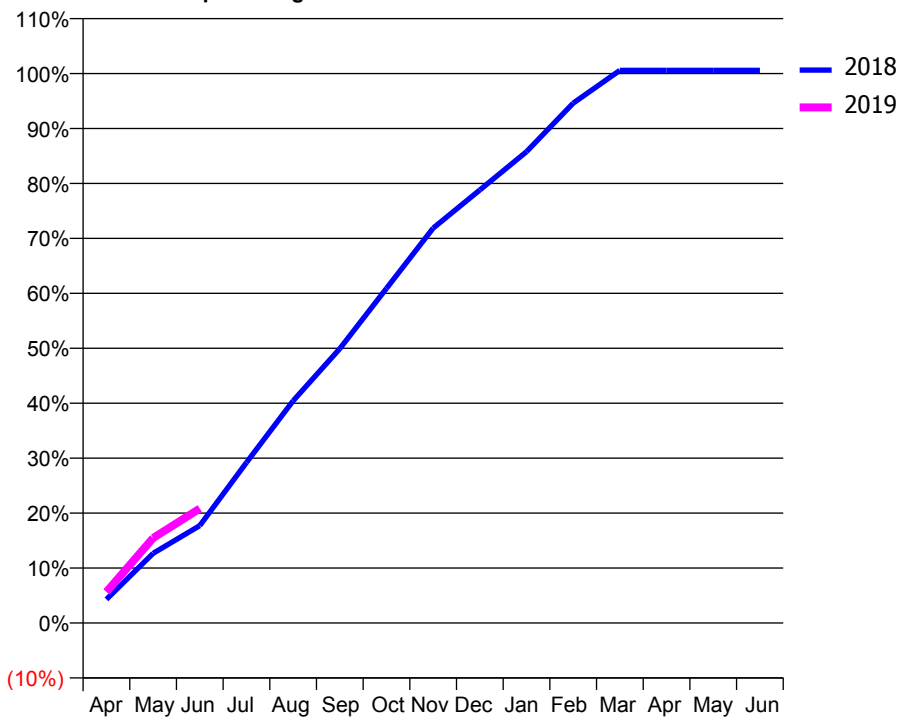
### ACCESS\*

Patients seen in 24 months	Total	Change since previous quarter
Quarter ending June 2017	1,820	
Quarter ending September 2017	1,841	→
Quarter ending December 2017	1,885	↑
Quarter ending March 2018	1,873	→
Quarter ending June 2018	1,874	→
<b>Variance since June 2017</b>	<b>3.0%</b>	<b>↑</b>



### ACTIVITY

Cumulative percentage of contracted UDA delivered 2018 & 2019



Month	Adjusted Scheduled Activity (UDA)	
	2018	2019
April	309	406
May	910	1,109
June	1,271	1,494
July	2,094	
August	2,900	
September	3,580	
October	4,367	
November	5,152	
December	5,650	
January	6,149	
February	6,783	
March	7,211	
April	7,211	
May	7,211	
June	7,211	

### QUALITY

	Quantity	Base Number	Contract	AT	Region	England
% of FP17s for the same patient ID Re-attending within 3 months - Children	12	182	6.6%	9.3%	11.3%	11.5%
% of FP17s for the same patient ID Re-attending within 3 months - Adults	69	489	14.1%	13.6%	14.9%	15.4%
% of FP17s for the same patient ID Re-attending between 3 & 9 months - Children	112	182	61.5%	61.2%	60.0%	58.9%
% of FP17s for the same patient ID Re-attending between 3 & 9 months - Adults	307	489	62.8%	53.1%	52.6%	51.6%
% of FP17s for Band 1 Urgent Courses	54	671	8.0%	7.5%	7.9%	8.9%
% of FP17s Relating to Free Repair or Replacements	12	671	1.8%	0.8%	0.8%	0.8%
% of FP17s Relating to Continuations	15	671	2.2%	0.9%	0.9%	0.9%
% of Patients satisfied with the dentistry they have received	2	2	N/A	93.2%	93.2%	93.2%
% of Patients satisfied with the time they had to wait for an appointment	2	2	N/A	86.5%	89.1%	88.8%

\* This is based on patients treated on this contract for their most recent course of treatment. Figures in italics indicate the base number of FP17s or Patient Questionnaire responses are less than 100. N/A is shown where the base number of responses is less than 10 during the period. % is calculated as Quantity/Base number\*100

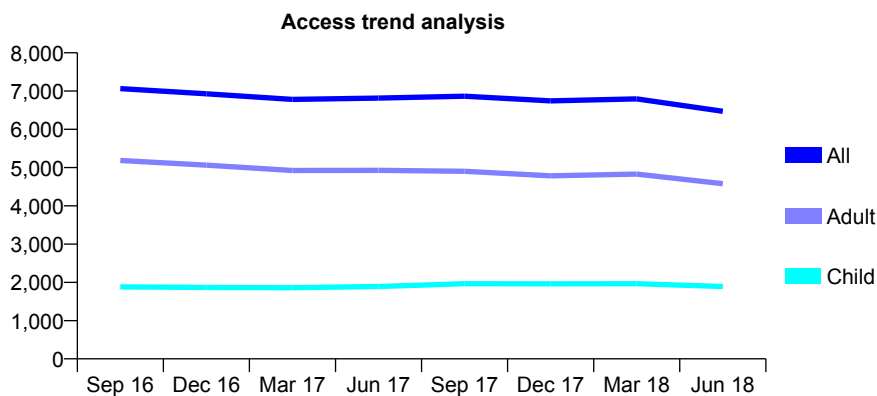
## Q59 - Vital Signs At a Glance Contract Report for 199745/0001 - June 2018

Name or company name	Smile Design Centre Limited
Contract type name	GDS Contract
Purpose of contract	General
Contract start date	01/10/2009
Contract end date	

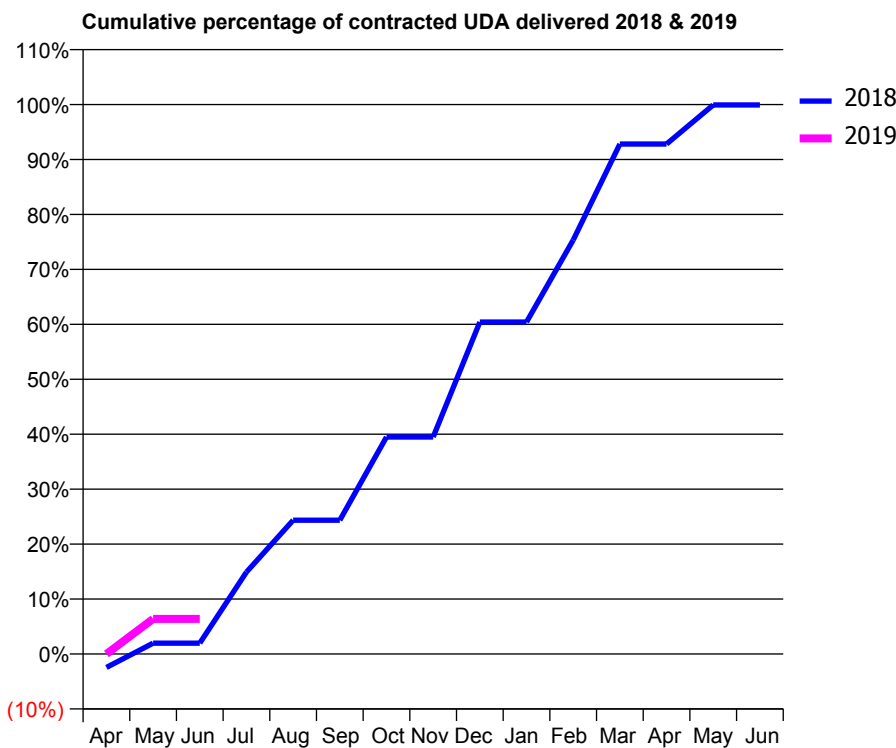
18/19 Contracted general activity (UDA)	17,092
Carry forward general activity (UDA)	0
18/19 Contracted orthodontic activity (UOA)	0
Carry forward orthodontic activity (UOA)	0
Baseline contract value	£504,099.84

### ACCESS\*

Patients seen in 24 months	Total	Change since previous quarter
Quarter ending June 2017	6,818	
Quarter ending September 2017	6,865	→
Quarter ending December 2017	6,743	↓
Quarter ending March 2018	6,794	→
Quarter ending June 2018	6,470	↓
<b>Variance since June 2017</b>	<b>(5.1%)</b>	<b>↓</b>



### ACTIVITY



Month	Adjusted Scheduled Activity (UDA)	
	2018	2019
April	-421	0
May	339	1,093
June	339	1,093
July	2,547	
August	4,162	
September	4,162	
October	6,749	
November	6,749	
December	10,328	
January	10,328	
February	12,876	
March	15,861	
April	15,861	
May	17,078	
June	17,078	

### QUALITY

	Quantity	Base Number	Contract	AT	Region	England
% of FP17s for the same patient ID Re-attending within 3 months - Children	22	381	5.8%	9.3%	11.3%	11.5%
% of FP17s for the same patient ID Re-attending within 3 months - Adults	115	628	18.3%	13.6%	14.9%	15.4%
% of FP17s for the same patient ID Re-attending between 3 & 9 months - Children	241	381	63.3%	61.2%	60.0%	58.9%
% of FP17s for the same patient ID Re-attending between 3 & 9 months - Adults	215	628	34.2%	53.1%	52.6%	51.6%
% of FP17s for Band 1 Urgent Courses	78	489	16.0%	7.5%	7.9%	8.9%
% of FP17s Relating to Free Repair or Replacements	2	489	0.4%	0.8%	0.8%	0.8%
% of FP17s Relating to Continuations	3	489	0.6%	0.9%	0.9%	0.9%
% of Patients satisfied with the dentistry they have received	0	1	N/A	93.2%	93.2%	93.2%
% of Patients satisfied with the time they had to wait for an appointment	1	1	N/A	86.5%	89.1%	88.8%

\* This is based on patients treated on this contract for their most recent course of treatment. Figures in italics indicate the base number of FP17s or Patient Questionnaire responses are less than 100. N/A is shown where the base number of responses is less than 10 during the period. % is calculated as Quantity/Base number\*100

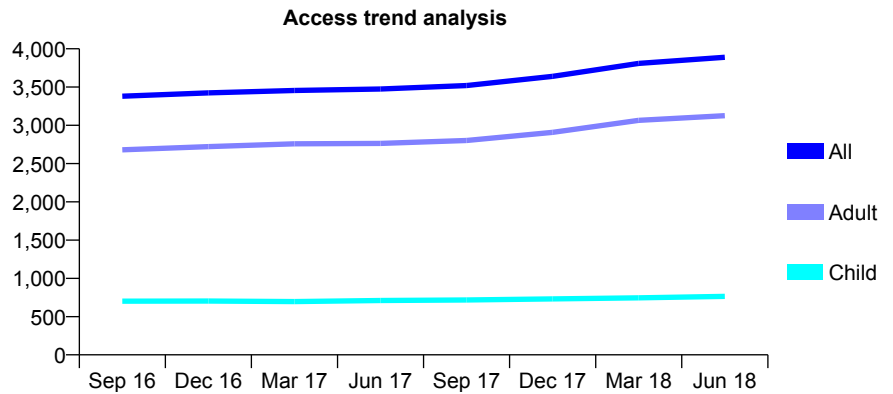
## Q59 - Vital Signs At a Glance Contract Report for 199966/0001 - June 2018

Name or company name	Ditchfield Dental Ltd
Contract type name	GDS Contract
Purpose of contract	General
Contract start date	01/12/2007
Contract end date	

18/19 Contracted general activity (UDA)	11,264
Carry forward general activity (UDA)	0
18/19 Contracted orthodontic activity (UOA)	0
Carry forward orthodontic activity (UOA)	0
Baseline contract value	£386,946.62

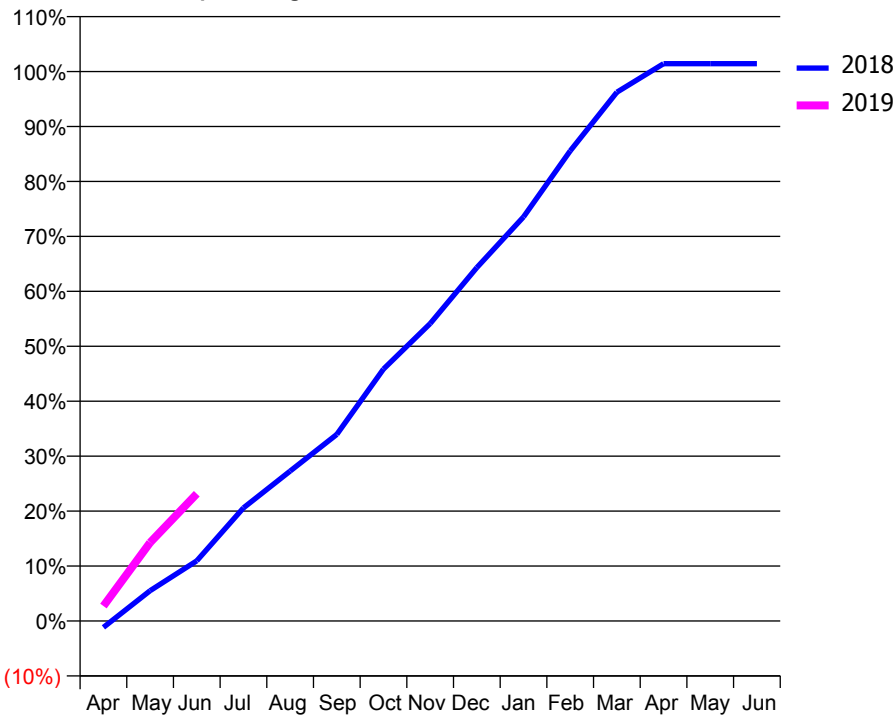
### ACCESS\*

Patients seen in 24 months	Total	Change since previous quarter
Quarter ending June 2017	3,475	
Quarter ending September 2017	3,519	→
Quarter ending December 2017	3,640	↑
Quarter ending March 2018	3,810	↑
Quarter ending June 2018	3,890	↑
<b>Variance since June 2017</b>	<b>11.9%</b>	<b>↑</b>



### ACTIVITY

Cumulative percentage of contracted UDA delivered 2018 & 2019



Month	Adjusted Scheduled Activity (UDA)	
	2018	2019
April	-132	307
May	622	1,610
June	1,235	2,608
July	2,318	
August	3,073	
September	3,826	
October	5,165	
November	6,097	
December	7,246	
January	8,284	
February	9,635	
March	10,839	
April	11,425	
May	11,425	
June	11,425	

### QUALITY

	Quantity	Base Number	Contract	AT	Region	England
% of FP17s for the same patient ID Re-attending within 3 months - Children	23	325	7.1%	9.3%	11.3%	11.5%
% of FP17s for the same patient ID Re-attending within 3 months - Adults	157	1,100	14.3%	13.6%	14.9%	15.4%
% of FP17s for the same patient ID Re-attending between 3 & 9 months - Children	180	325	55.4%	61.2%	60.0%	58.9%
% of FP17s for the same patient ID Re-attending between 3 & 9 months - Adults	435	1,100	39.5%	53.1%	52.6%	51.6%
% of FP17s for Band 1 Urgent Courses	197	1,210	16.3%	7.5%	7.9%	8.9%
% of FP17s Relating to Free Repair or Replacements	8	1,210	0.7%	0.8%	0.8%	0.8%
% of FP17s Relating to Continuations	7	1,210	0.6%	0.9%	0.9%	0.9%
% of Patients satisfied with the dentistry they have received	4	4	N/A	93.2%	93.2%	93.2%
% of Patients satisfied with the time they had to wait for an appointment	4	4	N/A	86.5%	89.1%	88.8%

\* This is based on patients treated on this contract for their most recent course of treatment. Figures in italics indicate the base number of FP17s or Patient Questionnaire responses are less than 100. N/A is shown where the base number of responses is less than 10 during the period. % is calculated as Quantity/Base number\*100

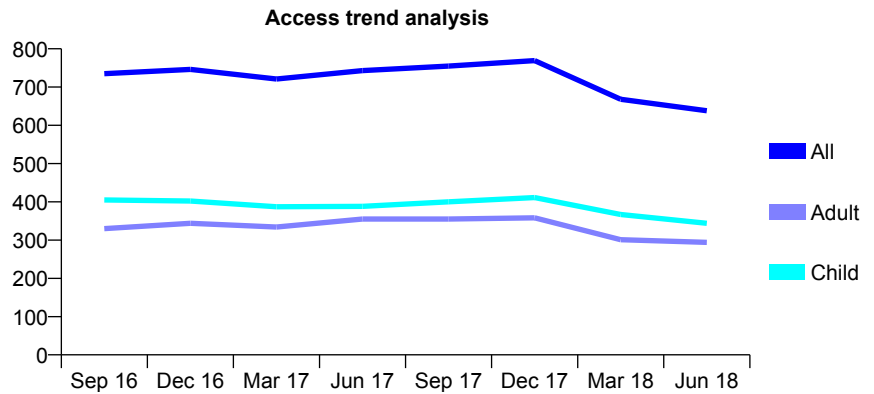
## Q59 - Vital Signs At a Glance Contract Report for 208175/0002 - June 2018

Name or company name	Mr N Kilpatrick, Mr M Hamburger & R P Sa
Contract type name	GDS Contract
Purpose of contract	General
Contract start date	27/04/2011
Contract end date	

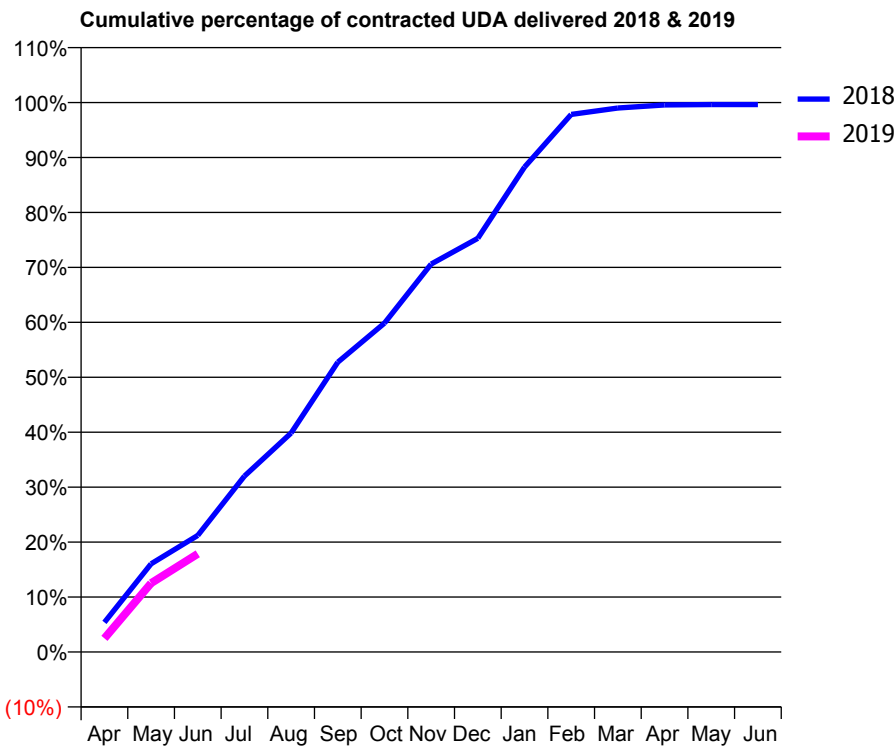
18/19 Contracted general activity (UDA)	1,325
Carry forward general activity (UDA)	0
18/19 Contracted orthodontic activity (UOA)	0
Carry forward orthodontic activity (UOA)	0
Baseline contract value	£30,832.03

### ACCESS\*

Patients seen in 24 months	Total	Change since previous quarter
Quarter ending June 2017	743	
Quarter ending September 2017	755	→
Quarter ending December 2017	769	→
Quarter ending March 2018	668	↓
Quarter ending June 2018	638	↓
<b>Variance since June 2017</b>	<b>(14.1%)</b>	<b>↓</b>



### ACTIVITY



Adjusted Scheduled Activity (UDA)		
Month	2018	2019
April	71	33
May	213	166
June	281	237
July	424	
August	528	
September	699	
October	793	
November	935	
December	998	
January	1,169	
February	1,296	
March	1,312	
April	1,319	
May	1,320	
June	1,320	

### QUALITY

	Quantity	Base Number	Contract	AT	Region	England
% of FP17s for the same patient ID Re-attending within 3 months - Children	3	92	3.3%	9.3%	11.3%	11.5%
% of FP17s for the same patient ID Re-attending within 3 months - Adults	2	69	2.9%	13.6%	14.9%	15.4%
% of FP17s for the same patient ID Re-attending between 3 & 9 months - Children	17	92	18.5%	61.2%	60.0%	58.9%
% of FP17s for the same patient ID Re-attending between 3 & 9 months - Adults	20	69	29.0%	53.1%	52.6%	51.6%
% of FP17s for Band 1 Urgent Courses	9	153	5.9%	7.5%	7.9%	8.9%
% of FP17s Relating to Free Repair or Replacements	0	153	0.0%	0.8%	0.8%	0.8%
% of FP17s Relating to Continuations	1	153	0.7%	0.9%	0.9%	0.9%
% of Patients satisfied with the dentistry they have received	0	0	N/A	93.2%	93.2%	93.2%
% of Patients satisfied with the time they had to wait for an appointment	0	0	N/A	86.5%	89.1%	88.8%

\* This is based on patients treated on this contract for their most recent course of treatment. Figures in italics indicate the base number of FP17s or Patient Questionnaire responses are less than 100. N/A is shown where the base number of responses is less than 10 during the period. % is calculated as Quantity/Base number\*100

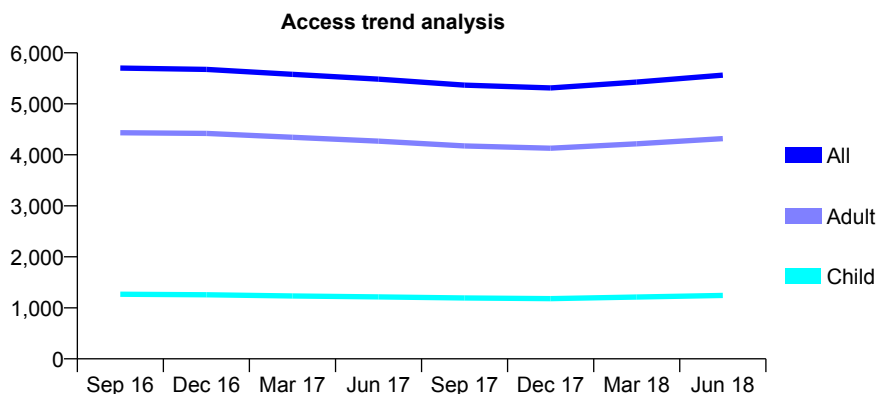
## Q59 - Vital Signs At a Glance Contract Report for 220116/0001 - June 2018

Name or company name	MR GK LOO YONG KEE
Contract type name	GDS Contract
Purpose of contract	General
Contract start date	01/04/2006
Contract end date	

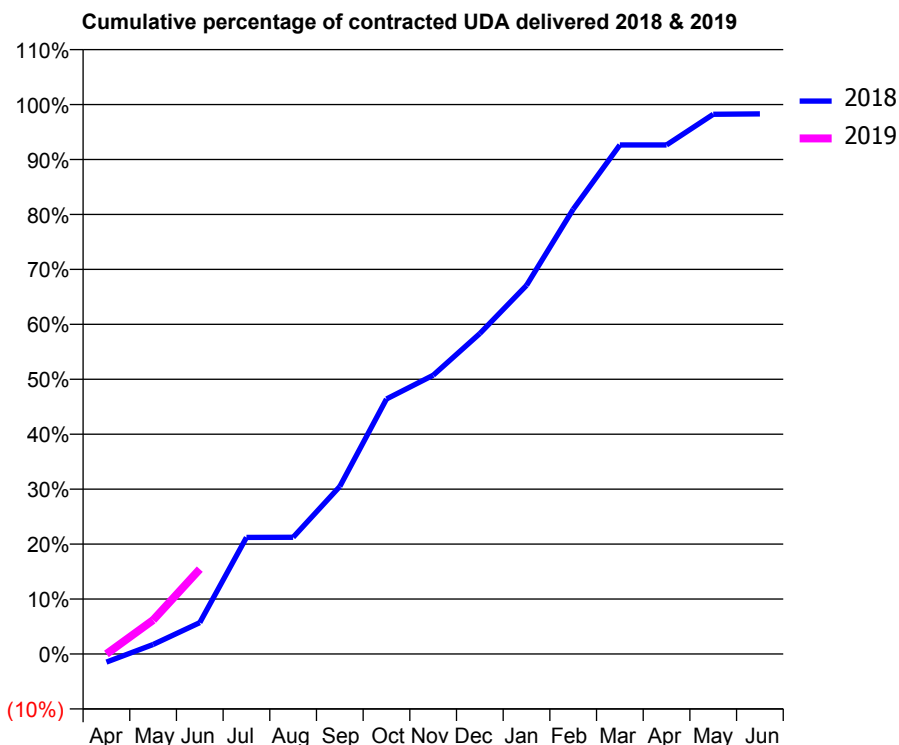
18/19 Contracted general activity (UDA)	16,776
Carry forward general activity (UDA)	0
18/19 Contracted orthodontic activity (UOA)	0
Carry forward orthodontic activity (UOA)	0
Baseline contract value	£463,733.02

### ACCESS\*

Patients seen in 24 months	Total	Change since previous quarter
Quarter ending June 2017	5,483	
Quarter ending September 2017	5,367	↓
Quarter ending December 2017	5,310	↓
Quarter ending March 2018	5,426	↑
Quarter ending June 2018	5,561	↑
<b>Variance since June 2017</b>	<b>1.4%</b>	<b>→</b>



### ACTIVITY



Month	Adjusted Scheduled Activity (UDA)	
	2018	2019
April	-251	0
May	290	1,037
June	957	2,591
July	3,560	
August	3,563	
September	5,116	
October	7,787	
November	8,510	
December	9,787	
January	11,255	
February	13,580	
March	15,541	
April	15,541	
May	16,479	
June	16,490	

### QUALITY

	Quantity	Base Number	Contract	AT	Region	England
% of FP17s for the same patient ID Re-attending within 3 months - Children	20	442	4.5%	9.3%	11.3%	11.5%
% of FP17s for the same patient ID Re-attending within 3 months - Adults	213	1,541	13.8%	13.6%	14.9%	15.4%
% of FP17s for the same patient ID Re-attending between 3 & 9 months - Children	283	442	64.0%	61.2%	60.0%	58.9%
% of FP17s for the same patient ID Re-attending between 3 & 9 months - Adults	975	1,541	63.3%	53.1%	52.6%	51.6%
% of FP17s for Band 1 Urgent Courses	79	1,447	5.5%	7.5%	7.9%	8.9%
% of FP17s Relating to Free Repair or Replacements	12	1,447	0.8%	0.8%	0.8%	0.8%
% of FP17s Relating to Continuations	27	1,447	1.9%	0.9%	0.9%	0.9%
% of Patients satisfied with the dentistry they have received	20	21	95.2%	93.2%	93.2%	93.2%
% of Patients satisfied with the time they had to wait for an appointment	17	21	81.0%	86.5%	89.1%	88.8%

\* This is based on patients treated on this contract for their most recent course of treatment. Figures in italics indicate the base number of FP17s or Patient Questionnaire responses are less than 100. N/A is shown where the base number of responses is less than 10 during the period. % is calculated as Quantity/Base number\*100

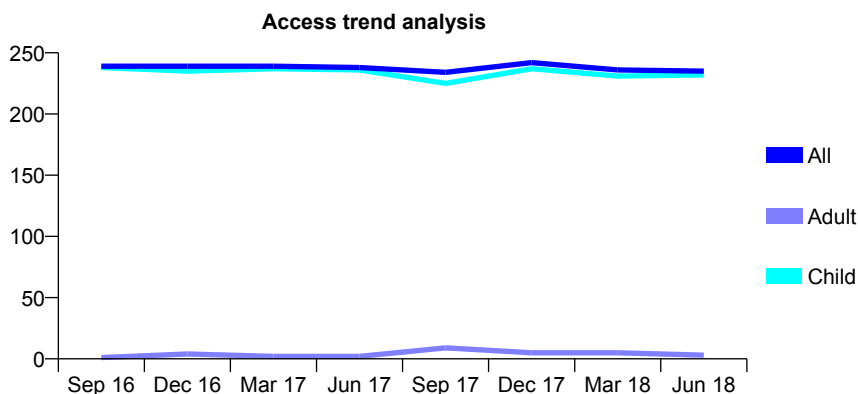
## Q59 - Vital Signs At a Glance Contract Report for 220450/0001 - June 2018

Name or company name	MR JD WINSTON
Contract type name	GDS Contract
Purpose of contract	General
Contract start date	01/04/2006
Contract end date	

18/19 Contracted general activity (UDA)	508
Carry forward general activity (UDA)	0
18/19 Contracted orthodontic activity (UOA)	0
Carry forward orthodontic activity (UOA)	0
Baseline contract value	£12,316.29

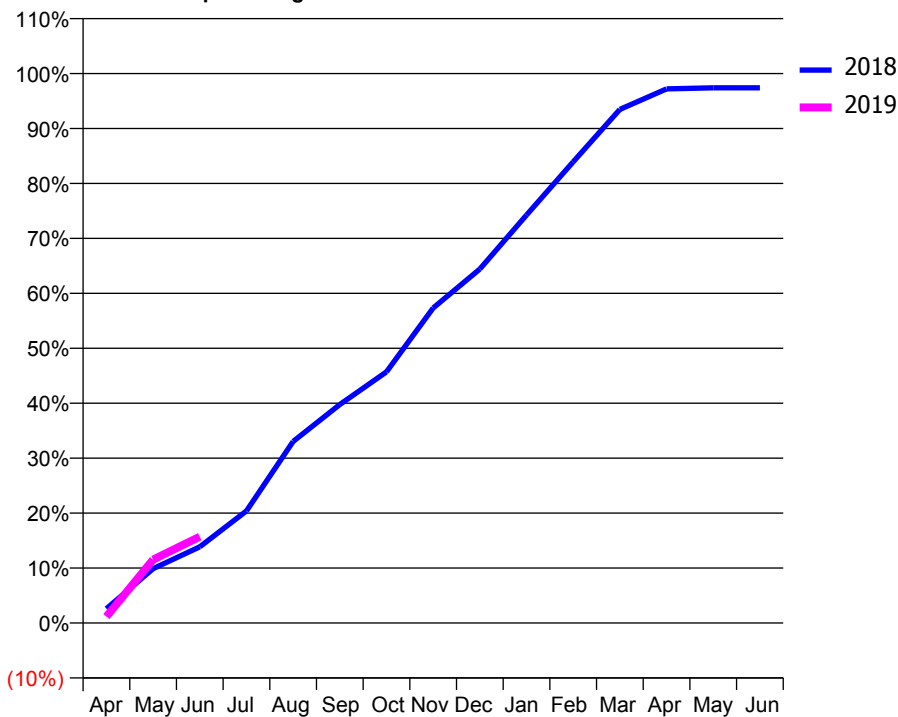
### ACCESS\*

Patients seen in 24 months	Total	Change since previous quarter
Quarter ending June 2017	238	
Quarter ending September 2017	234	↓
Quarter ending December 2017	242	↑
Quarter ending March 2018	236	↓
Quarter ending June 2018	235	→
<b>Variance since June 2017</b>	<b>(1.3%)</b>	<b>↓</b>



### ACTIVITY

Cumulative percentage of contracted UDA delivered 2018 & 2019



Adjusted Scheduled Activity (UDA)

Month	2018	2019
April	13	6
May	50	59
June	70	80
July	104	
August	168	
September	202	
October	232	
November	291	
December	327	
January	377	
February	426	
March	475	
April	494	
May	495	
June	495	

### QUALITY

	Quantity	Base Number	Contract	AT	Region	England
% of FP17s for the same patient ID Re-attending within 3 months - Children	6	74	8.1%	9.3%	11.3%	11.5%
% of FP17s for the same patient ID Re-attending within 3 months - Adults	0	0	N/A	13.6%	14.9%	15.4%
% of FP17s for the same patient ID Re-attending between 3 & 9 months - Children	51	74	68.9%	61.2%	60.0%	58.9%
% of FP17s for the same patient ID Re-attending between 3 & 9 months - Adults	0	0	N/A	53.1%	52.6%	51.6%
% of FP17s for Band 1 Urgent Courses	4	54	7.4%	7.5%	7.9%	8.9%
% of FP17s Relating to Free Repair or Replacements	0	54	0.0%	0.8%	0.8%	0.8%
% of FP17s Relating to Continuations	0	54	0.0%	0.9%	0.9%	0.9%
% of Patients satisfied with the dentistry they have received	0	0	N/A	93.2%	93.2%	93.2%
% of Patients satisfied with the time they had to wait for an appointment	0	0	N/A	86.5%	89.1%	88.8%

\* This is based on patients treated on this contract for their most recent course of treatment. Figures in italics indicate the base number of FP17s or Patient Questionnaire responses are less than 100. N/A is shown where the base number of responses is less than 10 during the period. % is calculated as Quantity/Base number\*100

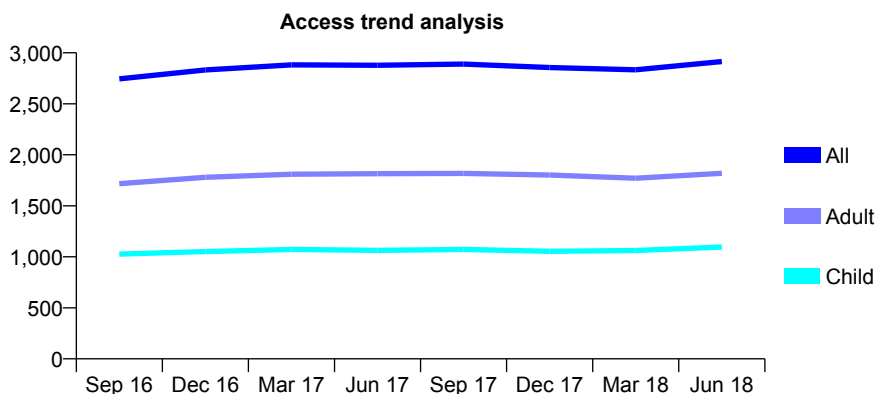
## Q59 - Vital Signs At a Glance Contract Report for 229792/0001 - June 2018

Name or company name	MR JJ CLIFFE
Contract type name	GDS Contract
Purpose of contract	General and Orthodontic
Contract start date	01/04/2006
Contract end date	

18/19 Contracted general activity (UDA)	8,300
Carry forward general activity (UDA)	0
18/19 Contracted orthodontic activity (UOA)	308
Carry forward orthodontic activity (UOA)	0
Baseline contract value	£205,681.71

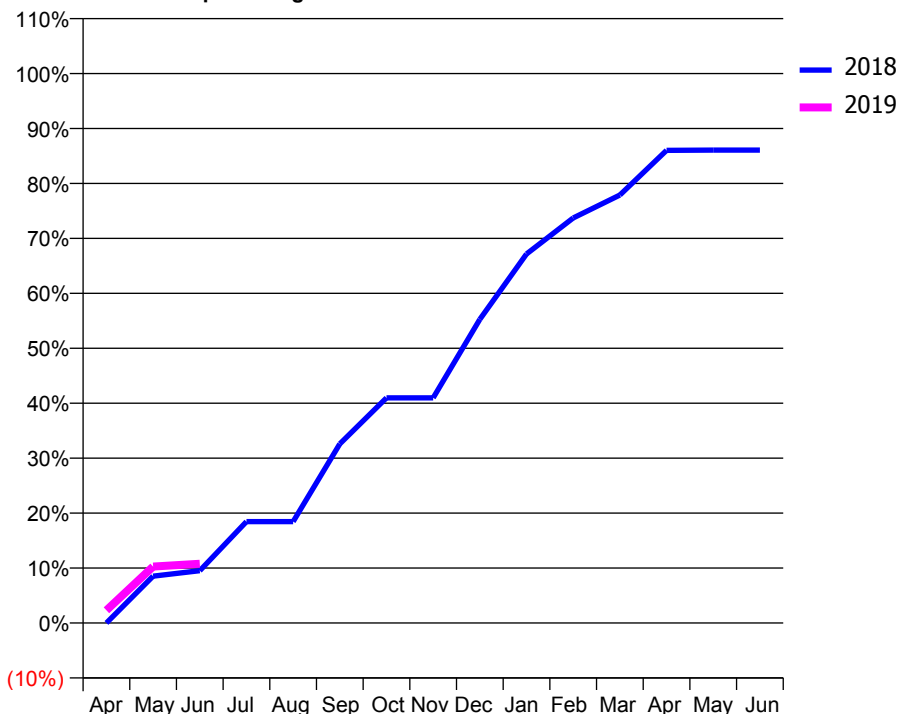
### ACCESS\*

Patients seen in 24 months	Total	Change since previous quarter
Quarter ending June 2017	2,878	
Quarter ending September 2017	2,889	→
Quarter ending December 2017	2,856	↓
Quarter ending March 2018	2,833	→
Quarter ending June 2018	2,915	↑
<b>Variance since June 2017</b>	<b>1.3%</b>	<b>→</b>



### ACTIVITY

Cumulative percentage of contracted UDA delivered 2018 & 2019



Adjusted Scheduled Activity (UDA)

Month	2018	2019
April	0	193
May	707	853
June	791	895
July	1,531	
August	1,531	
September	2,707	
October	3,402	
November	3,402	
December	4,587	
January	5,575	
February	6,117	
March	6,464	
April	7,140	
May	7,143	
June	7,143	

### QUALITY

	Quantity	Base Number	Contract	AT	Region	England
% of FP17s for the same patient ID Re-attending within 3 months - Children	38	354	10.7%	9.3%	11.3%	11.5%
% of FP17s for the same patient ID Re-attending within 3 months - Adults	51	521	9.8%	13.6%	14.9%	15.4%
% of FP17s for the same patient ID Re-attending between 3 & 9 months - Children	235	354	66.4%	61.2%	60.0%	58.9%
% of FP17s for the same patient ID Re-attending between 3 & 9 months - Adults	366	521	70.2%	53.1%	52.6%	51.6%
% of FP17s for Band 1 Urgent Courses	14	471	3.0%	7.5%	7.9%	8.9%
% of FP17s Relating to Free Repair or Replacements	1	471	0.2%	0.8%	0.8%	0.8%
% of FP17s Relating to Continuations	7	471	1.5%	0.9%	0.9%	0.9%
% of Patients satisfied with the dentistry they have received	4	4	N/A	93.2%	93.2%	93.2%
% of Patients satisfied with the time they had to wait for an appointment	4	4	N/A	86.5%	89.1%	88.8%

\* This is based on patients treated on this contract for their most recent course of treatment. Figures in italics indicate the base number of FP17s or Patient Questionnaire responses are less than 100. N/A is shown where the base number of responses is less than 10 during the period. % is calculated as Quantity/Base number\*100



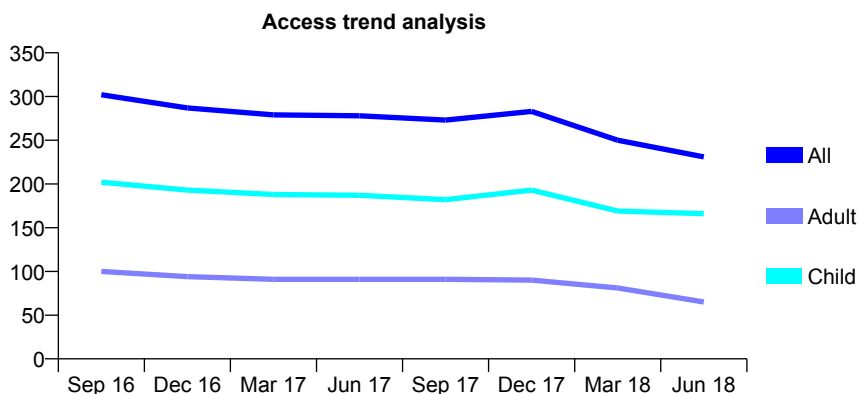
## Q59 - Vital Signs At a Glance Contract Report for 232858/0001 - June 2018

Name or company name	Miss S Rennie
Contract type name	GDS Contract
Purpose of contract	General
Contract start date	01/04/2006
Contract end date	

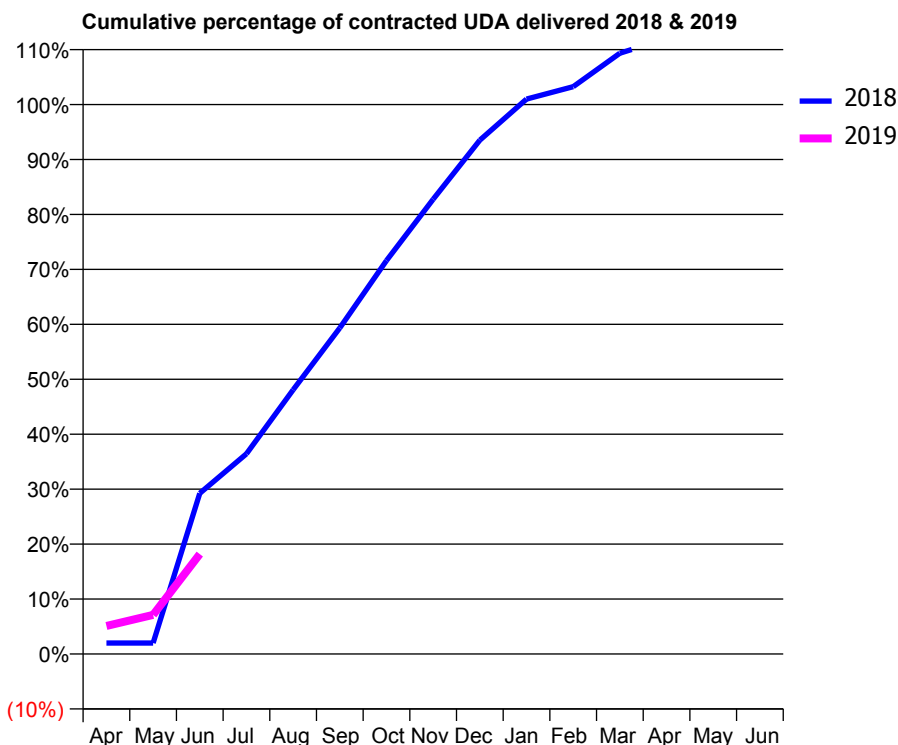
18/19 Contracted general activity (UDA)	450
Carry forward general activity (UDA)	0
18/19 Contracted orthodontic activity (UOA)	0
Carry forward orthodontic activity (UOA)	0
Baseline contract value	£10,413.13

### ACCESS\*

Patients seen in 24 months	Total	Change since previous quarter
Quarter ending June 2017	278	
Quarter ending September 2017	273	↓
Quarter ending December 2017	283	↑
Quarter ending March 2018	250	↓
Quarter ending June 2018	231	↓
<b>Variance since June 2017</b>	<b>(16.9%)</b>	<b>↓</b>



### ACTIVITY



Month	Adjusted Scheduled Activity (UDA)	
	2018	2019
April	9	23
May	9	32
June	132	82
July	164	
August	216	
September	267	
October	322	
November	372	
December	421	
January	454	
February	465	
March	492	
April	504	
May	504	
June	504	

### QUALITY

	Quantity	Base Number	Contract	AT	Region	England
% of FP17s for the same patient ID Re-attending within 3 months - Children	2	63	3.2%	9.3%	11.3%	11.5%
% of FP17s for the same patient ID Re-attending within 3 months - Adults	1	18	5.6%	13.6%	14.9%	15.4%
% of FP17s for the same patient ID Re-attending between 3 & 9 months - Children	39	63	61.9%	61.2%	60.0%	58.9%
% of FP17s for the same patient ID Re-attending between 3 & 9 months - Adults	14	18	77.8%	53.1%	52.6%	51.6%
% of FP17s for Band 1 Urgent Courses	4	71	5.6%	7.5%	7.9%	8.9%
% of FP17s Relating to Free Repair or Replacements	0	71	0.0%	0.8%	0.8%	0.8%
% of FP17s Relating to Continuations	0	71	0.0%	0.9%	0.9%	0.9%
% of Patients satisfied with the dentistry they have received	0	0	N/A	93.2%	93.2%	93.2%
% of Patients satisfied with the time they had to wait for an appointment	0	0	N/A	86.5%	89.1%	88.8%

\* This is based on patients treated on this contract for their most recent course of treatment. Figures in italics indicate the base number of FP17s or Patient Questionnaire responses are less than 100. N/A is shown where the base number of responses is less than 10 during the period. % is calculated as Quantity/Base number\*100

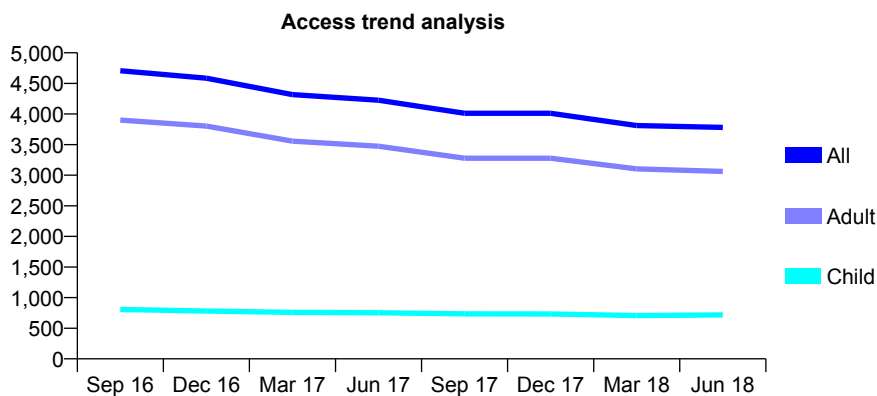
## Q59 - Vital Signs At a Glance Contract Report for 237833/0004 - June 2018

Name or company name	MR MP GOKANI
Contract type name	GDS Contract
Purpose of contract	General
Contract start date	01/04/2009
Contract end date	

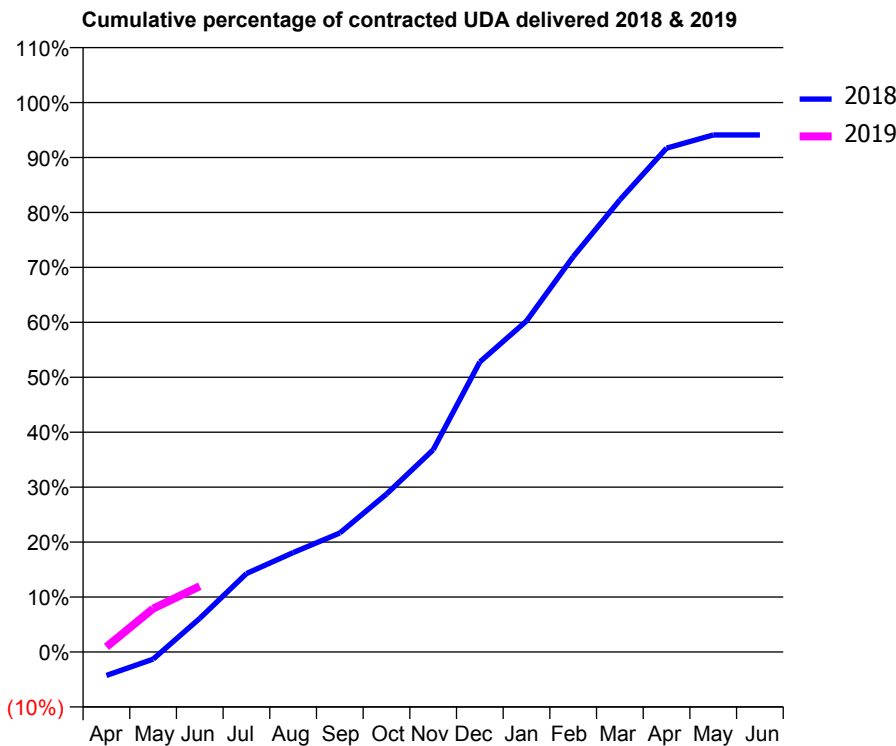
18/19 Contracted general activity (UDA)	10,479
Carry forward general activity (UDA)	0
18/19 Contracted orthodontic activity (UOA)	0
Carry forward orthodontic activity (UOA)	0
Baseline contract value	£295,016.98

### ACCESS\*

Patients seen in 24 months	Total	Change since previous quarter
Quarter ending June 2017	4,226	
Quarter ending September 2017	4,013	↓
Quarter ending December 2017	4,011	→
Quarter ending March 2018	3,812	↓
Quarter ending June 2018	3,780	→
<b>Variance since June 2017</b>	<b>(10.6%)</b>	<b>↓</b>



### ACTIVITY



Month	Adjusted Scheduled Activity (UDA)	
	2018	2019
April	-320	99
May	-99	828
June	459	1,256
July	1,067	
August	1,353	
September	1,620	
October	2,149	
November	2,753	
December	3,948	
January	4,506	
February	5,381	
March	6,154	
April	6,858	
May	7,037	
June	7,037	

### QUALITY

	Quantity	Base Number	Contract	AT	Region	England
% of FP17s for the same patient ID Re-attending within 3 months - Children	12	219	5.5%	9.3%	11.3%	11.5%
% of FP17s for the same patient ID Re-attending within 3 months - Adults	148	884	16.7%	13.6%	14.9%	15.4%
% of FP17s for the same patient ID Re-attending between 3 & 9 months - Children	117	219	53.4%	61.2%	60.0%	58.9%
% of FP17s for the same patient ID Re-attending between 3 & 9 months - Adults	270	884	30.5%	53.1%	52.6%	51.6%
% of FP17s for Band 1 Urgent Courses	99	632	15.7%	7.5%	7.9%	8.9%
% of FP17s Relating to Free Repair or Replacements	5	632	0.8%	0.8%	0.8%	0.8%
% of FP17s Relating to Continuations	10	632	1.6%	0.9%	0.9%	0.9%
% of Patients satisfied with the dentistry they have received	5	5	N/A	93.2%	93.2%	93.2%
% of Patients satisfied with the time they had to wait for an appointment	3	5	N/A	86.5%	89.1%	88.8%

\* This is based on patients treated on this contract for their most recent course of treatment. Figures in italics indicate the base number of FP17s or Patient Questionnaire responses are less than 100. N/A is shown where the base number of responses is less than 10 during the period. % is calculated as Quantity/Base number\*100

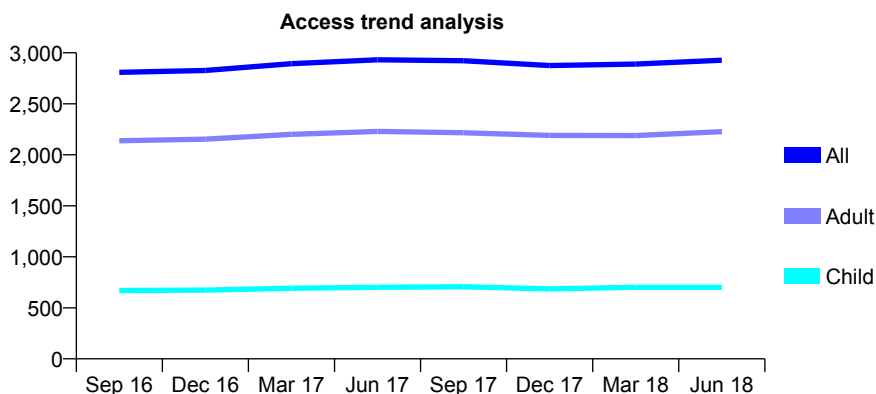
## Q59 - Vital Signs At a Glance Contract Report for 244171/0005 - June 2018

Name or company name	MRS GK PALAHEY
Contract type name	GDS Contract
Purpose of contract	General
Contract start date	01/05/2014
Contract end date	

18/19 Contracted general activity (UDA)	6,887
Carry forward general activity (UDA)	0
18/19 Contracted orthodontic activity (UOA)	0
Carry forward orthodontic activity (UOA)	0
Baseline contract value	£158,416.76

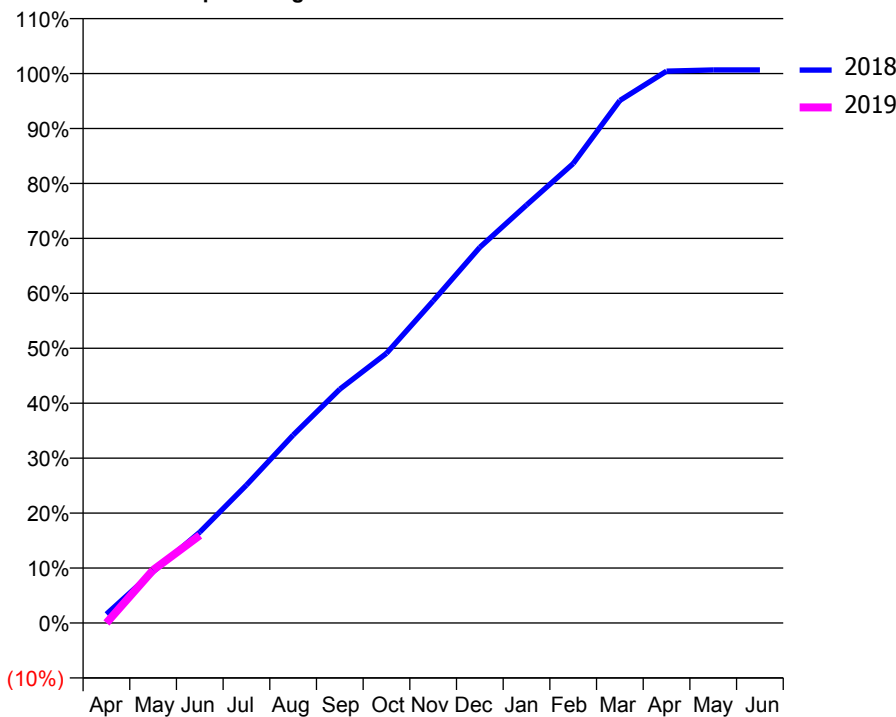
### ACCESS\*

Patients seen in 24 months	Total	Change since previous quarter
Quarter ending June 2017	2,931	
Quarter ending September 2017	2,922	→
Quarter ending December 2017	2,875	↓
Quarter ending March 2018	2,890	→
Quarter ending June 2018	2,928	→
<b>Variance since June 2017</b>	<b>(0.1%)</b>	<b>→</b>



### ACTIVITY

Cumulative percentage of contracted UDA delivered 2018 & 2019



Month	Adjusted Scheduled Activity (UDA)	
	2018	2019
April	112	0
May	643	664
June	1,138	1,098
July	1,729	
August	2,356	
September	2,930	
October	3,380	
November	4,037	
December	4,709	
January	5,239	
February	5,759	
March	6,548	
April	6,917	
May	6,932	
June	6,932	

### QUALITY

	Quantity	Base Number	Contract	AT	Region	England
% of FP17s for the same patient ID Re-attending within 3 months - Children	15	227	6.6%	9.3%	11.3%	11.5%
% of FP17s for the same patient ID Re-attending within 3 months - Adults	74	675	11.0%	13.6%	14.9%	15.4%
% of FP17s for the same patient ID Re-attending between 3 & 9 months - Children	144	227	63.4%	61.2%	60.0%	58.9%
% of FP17s for the same patient ID Re-attending between 3 & 9 months - Adults	402	675	59.6%	53.1%	52.6%	51.6%
% of FP17s for Band 1 Urgent Courses	41	650	6.3%	7.5%	7.9%	8.9%
% of FP17s Relating to Free Repair or Replacements	3	650	0.5%	0.8%	0.8%	0.8%
% of FP17s Relating to Continuations	3	650	0.5%	0.9%	0.9%	0.9%
% of Patients satisfied with the dentistry they have received	9	9	N/A	93.2%	93.2%	93.2%
% of Patients satisfied with the time they had to wait for an appointment	9	9	N/A	86.5%	89.1%	88.8%

\* This is based on patients treated on this contract for their most recent course of treatment. Figures in italics indicate the base number of FP17s or Patient Questionnaire responses are less than 100. N/A is shown where the base number of responses is less than 10 during the period. % is calculated as Quantity/Base number\*100

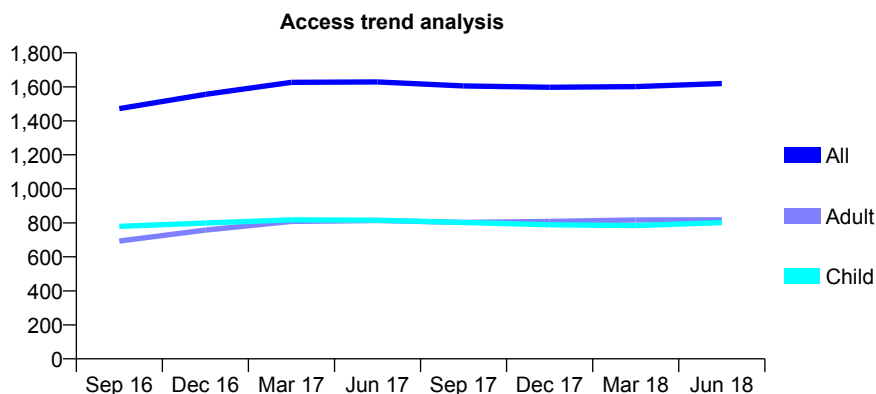
### Q59 - Vital Signs At a Glance Contract Report for 257117/0001 - June 2018

Name or company name	MR NG PATEL
Contract type name	GDS Contract
Purpose of contract	General
Contract start date	01/12/2012
Contract end date	

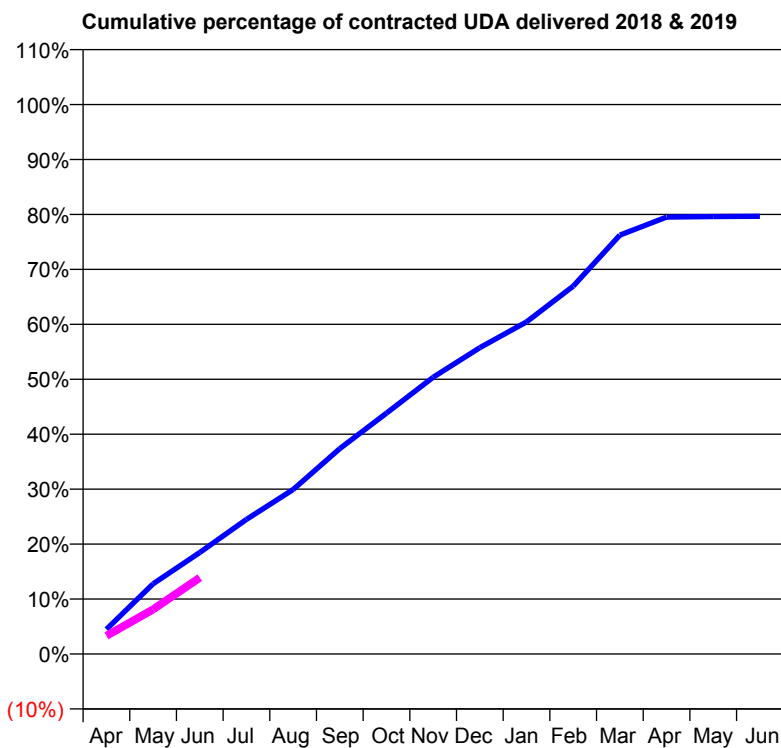
18/19 Contracted general activity (UDA)	6,256
Carry forward general activity (UDA)	0
18/19 Contracted orthodontic activity (UOA)	0
Carry forward orthodontic activity (UOA)	0
Baseline contract value	£162,074.49

#### ACCESS\*

Patients seen in 24 months	Total	Change since previous quarter
Quarter ending June 2017	1,629	
Quarter ending September 2017	1,605	↓
Quarter ending December 2017	1,597	→
Quarter ending March 2018	1,601	→
Quarter ending June 2018	1,619	→
<b>Variance since June 2017</b>	<b>(0.6%)</b>	→



#### ACTIVITY



Adjusted Scheduled Activity (UDA)		
Month	2018	2019
April	236	207
May	672	508
June	971	869
July	1,288	
August	1,573	
September	1,965	
October	2,304	
November	2,648	
December	2,930	
January	3,177	
February	3,518	
March	4,006	
April	4,179	
May	4,184	
June	4,186	

#### QUALITY

	Quantity	Base Number	Contract	AT	Region	England
% of FP17s for the same patient ID Re-attending within 3 months - Children	27	358	7.5%	9.3%	11.3%	11.5%
% of FP17s for the same patient ID Re-attending within 3 months - Adults	41	297	13.8%	13.6%	14.9%	15.4%
% of FP17s for the same patient ID Re-attending between 3 & 9 months - Children	261	358	72.9%	61.2%	60.0%	58.9%
% of FP17s for the same patient ID Re-attending between 3 & 9 months - Adults	180	297	60.6%	53.1%	52.6%	51.6%
% of FP17s for Band 1 Urgent Courses	19	538	3.5%	7.5%	7.9%	8.9%
% of FP17s Relating to Free Repair or Replacements	1	538	0.2%	0.8%	0.8%	0.8%
% of FP17s Relating to Continuations	0	538	0.0%	0.9%	0.9%	0.9%
% of Patients satisfied with the dentistry they have received	0	0	N/A	93.2%	93.2%	93.2%
% of Patients satisfied with the time they had to wait for an appointment	0	0	N/A	86.5%	89.1%	88.8%

\* This is based on patients treated on this contract for their most recent course of treatment. Figures in italics indicate the base number of FP17s or Patient Questionnaire responses are less than 100. N/A is shown where the base number of responses is less than 10 during the period. % is calculated as Quantity/Base number\*100

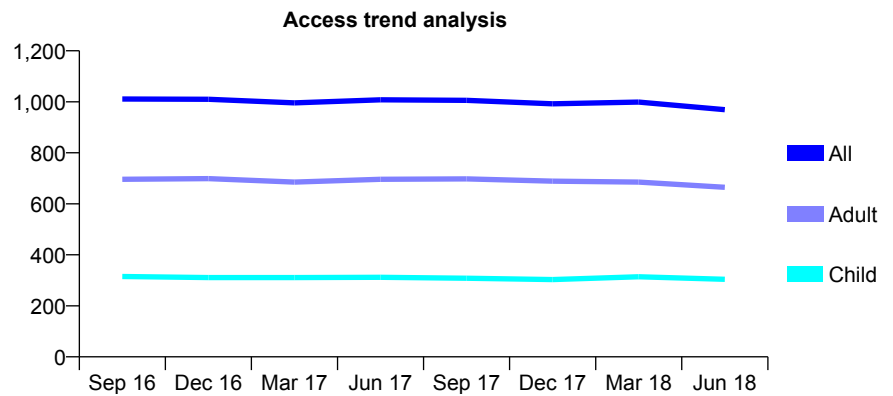
## Q59 - Vital Signs At a Glance Contract Report for 264245/0003 - June 2018

Name or company name	MR P PATEL
Contract type name	GDS Contract
Purpose of contract	General
Contract start date	27/08/2014
Contract end date	

18/19 Contracted general activity (UDA)	2,480
Carry forward general activity (UDA)	0
18/19 Contracted orthodontic activity (UOA)	0
Carry forward orthodontic activity (UOA)	0
Baseline contract value	£52,825.23

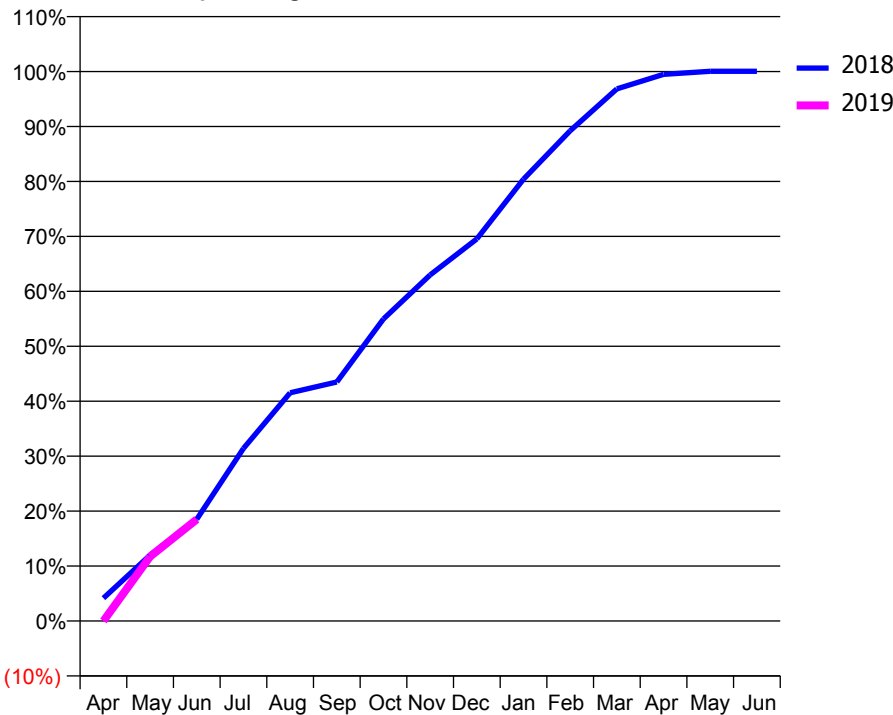
### ACCESS\*

Patients seen in 24 months	Total	Change since previous quarter
Quarter ending June 2017	1,008	
Quarter ending September 2017	1,006	→
Quarter ending December 2017	992	↓
Quarter ending March 2018	999	→
Quarter ending June 2018	969	↓
<b>Variance since June 2017</b>	<b>(3.9%)</b>	<b>↓</b>



### ACTIVITY

Cumulative percentage of contracted UDA delivered 2018 & 2019



Month	Adjusted Scheduled Activity (UDA)	
	2018	2019
April	103	0
May	297	291
June	459	459
July	779	
August	1,030	
September	1,079	
October	1,364	
November	1,562	
December	1,725	
January	1,994	
February	2,213	
March	2,401	
April	2,467	
May	2,481	
June	2,481	

### QUALITY

	Quantity	Base Number	Contract	AT	Region	England
% of FP17s for the same patient ID Re-attending within 3 months - Children	6	88	6.8%	9.3%	11.3%	11.5%
% of FP17s for the same patient ID Re-attending within 3 months - Adults	35	204	17.2%	13.6%	14.9%	15.4%
% of FP17s for the same patient ID Re-attending between 3 & 9 months - Children	44	88	50.0%	61.2%	60.0%	58.9%
% of FP17s for the same patient ID Re-attending between 3 & 9 months - Adults	104	204	51.0%	53.1%	52.6%	51.6%
% of FP17s for Band 1 Urgent Courses	24	236	10.2%	7.5%	7.9%	8.9%
% of FP17s Relating to Free Repair or Replacements	4	236	1.7%	0.8%	0.8%	0.8%
% of FP17s Relating to Continuations	4	236	1.7%	0.9%	0.9%	0.9%
% of Patients satisfied with the dentistry they have received	0	0	N/A	93.2%	93.2%	93.2%
% of Patients satisfied with the time they had to wait for an appointment	0	0	N/A	86.5%	89.1%	88.8%

\* This is based on patients treated on this contract for their most recent course of treatment. Figures in italics indicate the base number of FP17s or Patient Questionnaire responses are less than 100. N/A is shown where the base number of responses is less than 10 during the period. % is calculated as Quantity/Base number\*100

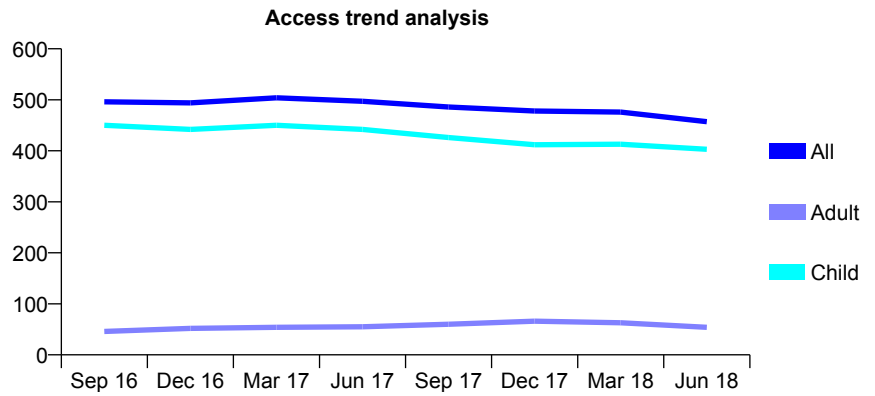
## Q59 - Vital Signs At a Glance Contract Report for 299154/0001 - June 2018

Name or company name	MR C KHELA
Contract type name	GDS Contract
Purpose of contract	General
Contract start date	01/05/2011
Contract end date	

18/19 Contracted general activity (UDA)	1,430
Carry forward general activity (UDA)	0
18/19 Contracted orthodontic activity (UOA)	0
Carry forward orthodontic activity (UOA)	0
Baseline contract value	£33,803.64

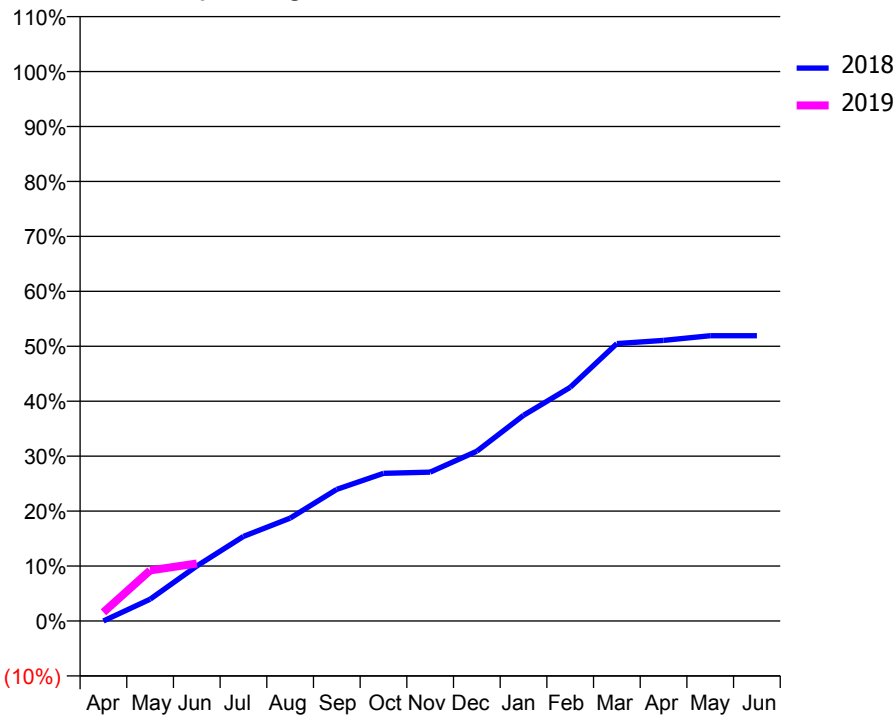
### ACCESS\*

Patients seen in 24 months	Total	Change since previous quarter
Quarter ending June 2017	497	
Quarter ending September 2017	486	↓
Quarter ending December 2017	478	↓
Quarter ending March 2018	476	→
Quarter ending June 2018	457	↓
<b>Variance since June 2017</b>	<b>(8.0%)</b>	<b>↓</b>



### ACTIVITY

Cumulative percentage of contracted UDA delivered 2018 & 2019



Month	Adjusted Scheduled Activity (UDA)	
	2018	2019
April	0	23
May	57	132
June	143	150
July	220	
August	268	
September	343	
October	384	
November	387	
December	442	
January	535	
February	608	
March	722	
April	730	
May	742	
June	742	

### QUALITY

	Quantity	Base Number	Contract	AT	Region	England
% of FP17s for the same patient ID Re-attending within 3 months - Children	12	116	10.3%	9.3%	11.3%	11.5%
% of FP17s for the same patient ID Re-attending within 3 months - Adults	0	0	N/A	13.6%	14.9%	15.4%
% of FP17s for the same patient ID Re-attending between 3 & 9 months - Children	62	116	53.4%	61.2%	60.0%	58.9%
% of FP17s for the same patient ID Re-attending between 3 & 9 months - Adults	0	0	N/A	53.1%	52.6%	51.6%
% of FP17s for Band 1 Urgent Courses	8	98	8.2%	7.5%	7.9%	8.9%
% of FP17s Relating to Free Repair or Replacements	0	98	0.0%	0.8%	0.8%	0.8%
% of FP17s Relating to Continuations	2	98	2.0%	0.9%	0.9%	0.9%
% of Patients satisfied with the dentistry they have received	0	0	N/A	93.2%	93.2%	93.2%
% of Patients satisfied with the time they had to wait for an appointment	0	0	N/A	86.5%	89.1%	88.8%

\* This is based on patients treated on this contract for their most recent course of treatment. Figures in italics indicate the base number of FP17s or Patient Questionnaire responses are less than 100. N/A is shown where the base number of responses is less than 10 during the period. % is calculated as Quantity/Base number\*100

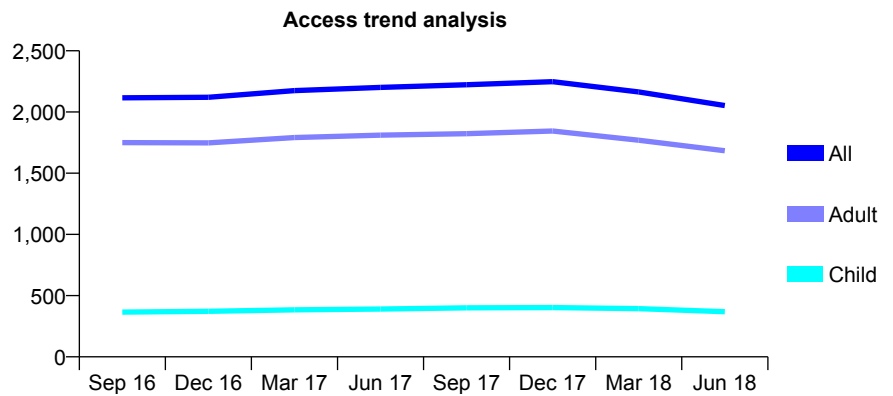
## Q59 - Vital Signs At a Glance Contract Report for 306975/0001 - June 2018

Name or company name	MR NA TAYLOR
Contract type name	GDS Contract
Purpose of contract	General
Contract start date	01/04/2006
Contract end date	

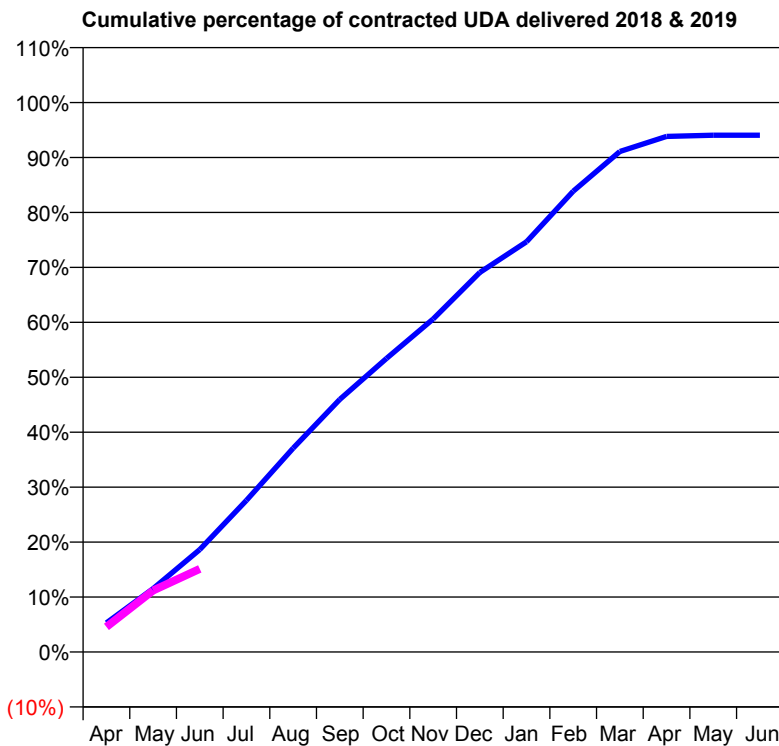
18/19 Contracted general activity (UDA)	6,493
Carry forward general activity (UDA)	0
18/19 Contracted orthodontic activity (UOA)	0
Carry forward orthodontic activity (UOA)	0
Baseline contract value	£177,304.93

### ACCESS\*

Patients seen in 24 months	Total	Change since previous quarter
Quarter ending June 2017	2,201	
Quarter ending September 2017	2,223	→
Quarter ending December 2017	2,248	→
Quarter ending March 2018	2,164	↓
Quarter ending June 2018	2,053	↓
<b>Variance since June 2017</b>	<b>(6.7%)</b>	<b>↓</b>



### ACTIVITY



Month	Adjusted Scheduled Activity (UDA)	
	2018	2019
April	344	297
May	750	727
June	1,210	982
July	1,792	
August	2,408	
September	2,985	
October	3,468	
November	3,935	
December	4,486	
January	4,848	
February	5,445	
March	5,914	
April	6,092	
May	6,107	
June	6,107	

### QUALITY

	Quantity	Base Number	Contract	AT	Region	England
% of FP17s for the same patient ID Re-attending within 3 months - Children	10	93	10.8%	9.3%	11.3%	11.5%
% of FP17s for the same patient ID Re-attending within 3 months - Adults	73	486	15.0%	13.6%	14.9%	15.4%
% of FP17s for the same patient ID Re-attending between 3 & 9 months - Children	59	93	63.4%	61.2%	60.0%	58.9%
% of FP17s for the same patient ID Re-attending between 3 & 9 months - Adults	317	486	65.2%	53.1%	52.6%	51.6%
% of FP17s for Band 1 Urgent Courses	47	478	9.8%	7.5%	7.9%	8.9%
% of FP17s Relating to Free Repair or Replacements	3	478	0.6%	0.8%	0.8%	0.8%
% of FP17s Relating to Continuations	20	478	4.2%	0.9%	0.9%	0.9%
% of Patients satisfied with the dentistry they have received	0	0	N/A	93.2%	93.2%	93.2%
% of Patients satisfied with the time they had to wait for an appointment	0	0	N/A	86.5%	89.1%	88.8%

\* This is based on patients treated on this contract for their most recent course of treatment. Figures in italics indicate the base number of FP17s or Patient Questionnaire responses are less than 100. N/A is shown where the base number of responses is less than 10 during the period. % is calculated as Quantity/Base number\*100

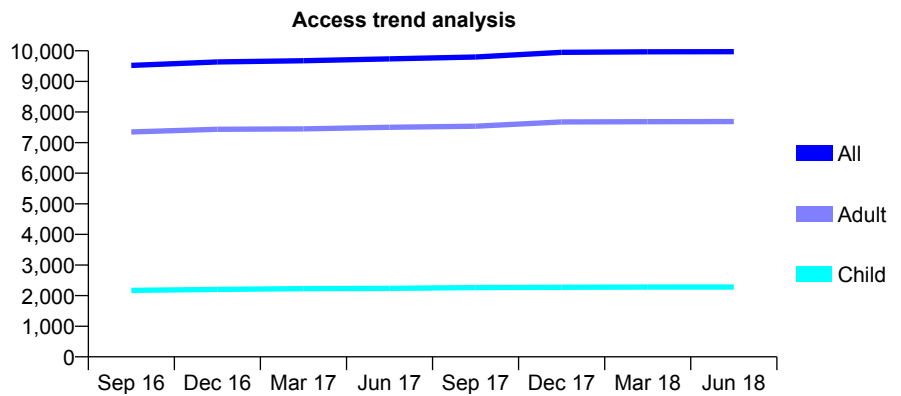
## Q59 - Vital Signs At a Glance Contract Report for 320102/0001 - June 2018

Name or company name	MR MK SHAH
Contract type name	GDS Contract
Purpose of contract	General
Contract start date	01/04/2006
Contract end date	

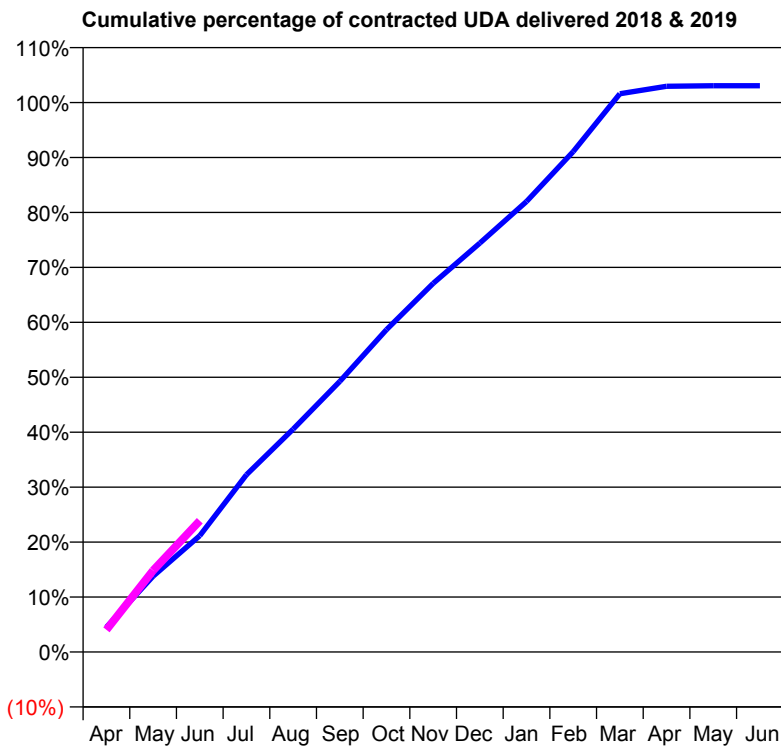
18/19 Contracted general activity (UDA)	22,132
Carry forward general activity (UDA)	0
18/19 Contracted orthodontic activity (UOA)	0
Carry forward orthodontic activity (UOA)	0
Baseline contract value	£527,614.59

### ACCESS\*

Patients seen in 24 months	Total	Change since previous quarter
Quarter ending June 2017	9,738	
Quarter ending September 2017	9,798	→
Quarter ending December 2017	9,951	→
Quarter ending March 2018	9,968	→
Quarter ending June 2018	9,972	→
<b>Variance since June 2017</b>	<b>2.4%</b>	<b>↑</b>



### ACTIVITY



Adjusted Scheduled Activity (UDA)		
Month	2018	2019
April	1,003	893
May	3,054	3,283
June	4,688	5,287
July	7,141	
August	8,975	
September	10,901	
October	12,982	
November	14,845	
December	16,468	
January	18,146	
February	20,153	
March	22,484	
April	22,785	
May	22,808	
June	22,808	

### QUALITY

	Quantity	Base Number	Contract	AT	Region	England
% of FP17s for the same patient ID Re-attending within 3 months - Children	53	871	6.1%	9.3%	11.3%	11.5%
% of FP17s for the same patient ID Re-attending within 3 months - Adults	288	2,516	11.4%	13.6%	14.9%	15.4%
% of FP17s for the same patient ID Re-attending between 3 & 9 months - Children	525	871	60.3%	61.2%	60.0%	58.9%
% of FP17s for the same patient ID Re-attending between 3 & 9 months - Adults	1,452	2,516	57.7%	53.1%	52.6%	51.6%
% of FP17s for Band 1 Urgent Courses	150	3,219	4.7%	7.5%	7.9%	8.9%
% of FP17s Relating to Free Repair or Replacements	21	3,219	0.7%	0.8%	0.8%	0.8%
% of FP17s Relating to Continuations	19	3,219	0.6%	0.9%	0.9%	0.9%
% of Patients satisfied with the dentistry they have received	8	9	N/A	93.2%	93.2%	93.2%
% of Patients satisfied with the time they had to wait for an appointment	9	9	N/A	86.5%	89.1%	88.8%

\* This is based on patients treated on this contract for their most recent course of treatment. Figures in italics indicate the base number of FP17s or Patient Questionnaire responses are less than 100. N/A is shown where the base number of responses is less than 10 during the period. % is calculated as Quantity/Base number\*100



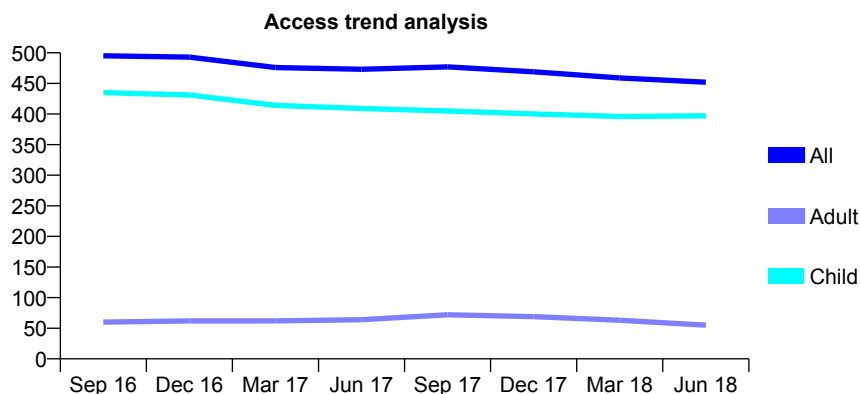
## Q59 - Vital Signs At a Glance Contract Report for 324647/0001 - June 2018

Name or company name	Mr H Sehmi & Mrs Y Sehmi
Contract type name	GDS Contract
Purpose of contract	General
Contract start date	01/04/2006
Contract end date	

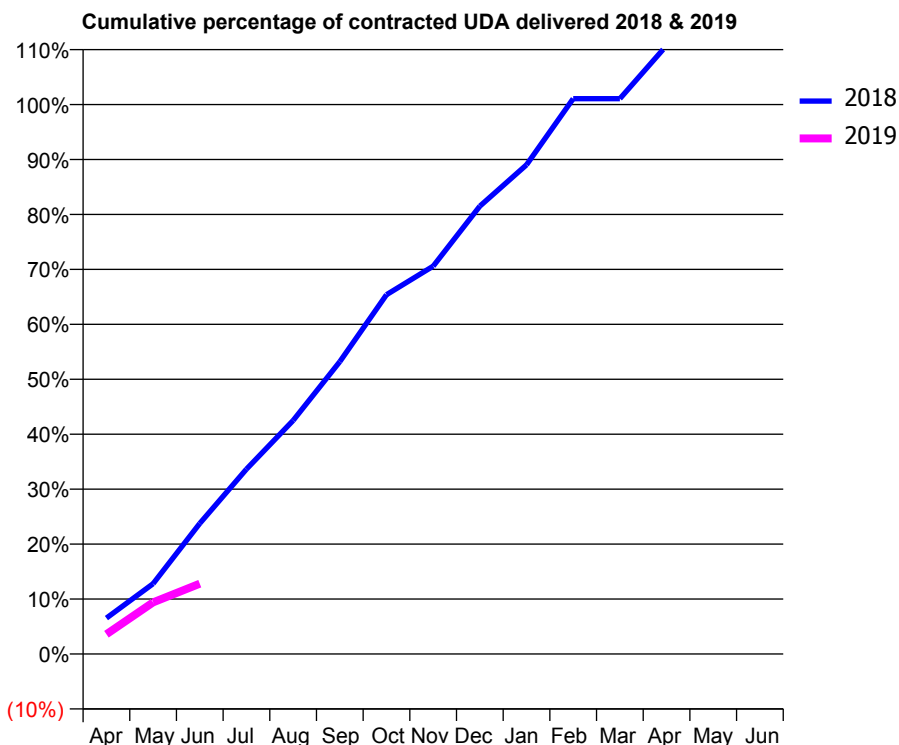
18/19 Contracted general activity (UDA)	1,329
Carry forward general activity (UDA)	0
18/19 Contracted orthodontic activity (UOA)	0
Carry forward orthodontic activity (UOA)	0
Baseline contract value	£29,027.59

### ACCESS\*

Patients seen in 24 months	Total	Change since previous quarter
Quarter ending June 2017	473	
Quarter ending September 2017	477	→
Quarter ending December 2017	469	↓
Quarter ending March 2018	459	↓
Quarter ending June 2018	452	↓
<b>Variance since June 2017</b>	<b>(4.4%)</b>	<b>↓</b>



### ACTIVITY



Month	Adjusted Scheduled Activity (UDA)	
	2018	2019
April	87	48
May	170	125
June	316	170
July	447	
August	565	
September	707	
October	869	
November	938	
December	1,083	
January	1,183	
February	1,343	
March	1,343	
April	1,471	
May	1,471	
June	1,471	

### QUALITY

	Quantity	Base Number	Contract	AT	Region	England
% of FP17s for the same patient ID Re-attending within 3 months - Children	75	270	27.8%	9.3%	11.3%	11.5%
% of FP17s for the same patient ID Re-attending within 3 months - Adults	0	0	N/A	13.6%	14.9%	15.4%
% of FP17s for the same patient ID Re-attending between 3 & 9 months - Children	170	270	63.0%	61.2%	60.0%	58.9%
% of FP17s for the same patient ID Re-attending between 3 & 9 months - Adults	0	0	N/A	53.1%	52.6%	51.6%
% of FP17s for Band 1 Urgent Courses	0	156	0.0%	7.5%	7.9%	8.9%
% of FP17s Relating to Free Repair or Replacements	0	156	0.0%	0.8%	0.8%	0.8%
% of FP17s Relating to Continuations	9	156	5.8%	0.9%	0.9%	0.9%
% of Patients satisfied with the dentistry they have received	0	0	N/A	93.2%	93.2%	93.2%
% of Patients satisfied with the time they had to wait for an appointment	0	0	N/A	86.5%	89.1%	88.8%

\* This is based on patients treated on this contract for their most recent course of treatment. Figures in italics indicate the base number of FP17s or Patient Questionnaire responses are less than 100. N/A is shown where the base number of responses is less than 10 during the period. % is calculated as Quantity/Base number\*100

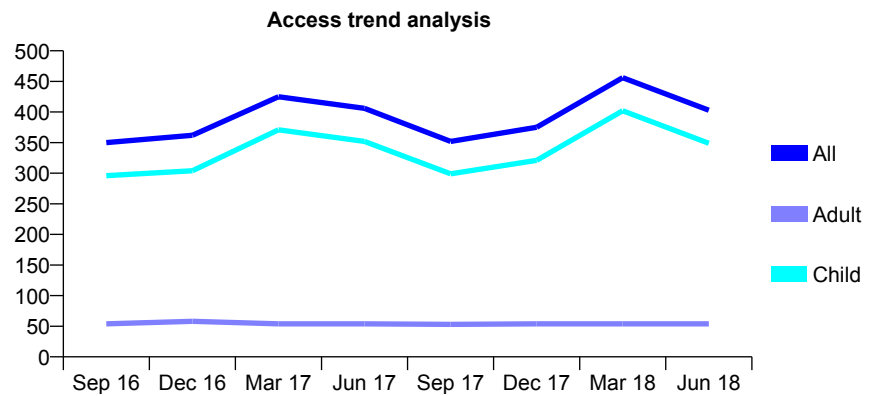
## Q59 - Vital Signs At a Glance Contract Report for 326046/0001 - June 2018

Name or company name	MISS PJ HAMPTON
Contract type name	GDS Contract
Purpose of contract	General
Contract start date	01/04/2006
Contract end date	

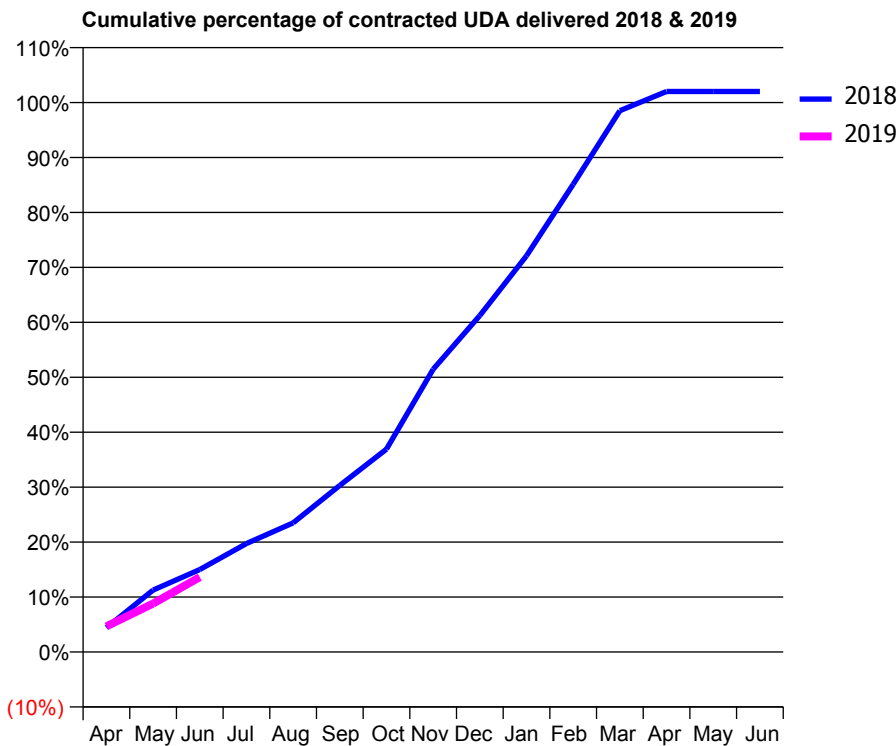
18/19 Contracted general activity (UDA)	750
Carry forward general activity (UDA)	0
18/19 Contracted orthodontic activity (UOA)	0
Carry forward orthodontic activity (UOA)	0
Baseline contract value	£17,886.06

### ACCESS\*

Patients seen in 24 months	Total	Change since previous quarter
Quarter ending June 2017	406	
Quarter ending September 2017	352	↓
Quarter ending December 2017	375	↑
Quarter ending March 2018	456	↑
Quarter ending June 2018	403	↓
<b>Variance since June 2017</b>	<b>(0.7%)</b>	→



### ACTIVITY



Month	Adjusted Scheduled Activity (UDA)	
	2018	2019
April	33	35
May	85	66
June	113	102
July	148	
August	176	
September	227	
October	277	
November	386	
December	459	
January	541	
February	638	
March	739	
April	765	
May	765	
June	765	

### QUALITY

	Quantity	Base Number	Contract	AT	Region	England
% of FP17s for the same patient ID Re-attending within 3 months - Children	1	93	1.1%	9.3%	11.3%	11.5%
% of FP17s for the same patient ID Re-attending within 3 months - Adults	1	6	16.7%	13.6%	14.9%	15.4%
% of FP17s for the same patient ID Re-attending between 3 & 9 months - Children	65	93	69.9%	61.2%	60.0%	58.9%
% of FP17s for the same patient ID Re-attending between 3 & 9 months - Adults	3	6	50.0%	53.1%	52.6%	51.6%
% of FP17s for Band 1 Urgent Courses	1	84	1.2%	7.5%	7.9%	8.9%
% of FP17s Relating to Free Repair or Replacements	0	84	0.0%	0.8%	0.8%	0.8%
% of FP17s Relating to Continuations	0	84	0.0%	0.9%	0.9%	0.9%
% of Patients satisfied with the dentistry they have received	0	0	N/A	93.2%	93.2%	93.2%
% of Patients satisfied with the time they had to wait for an appointment	0	0	N/A	86.5%	89.1%	88.8%

\* This is based on patients treated on this contract for their most recent course of treatment. Figures in italics indicate the base number of FP17s or Patient Questionnaire responses are less than 100. N/A is shown where the base number of responses is less than 10 during the period. % is calculated as Quantity/Base number\*100

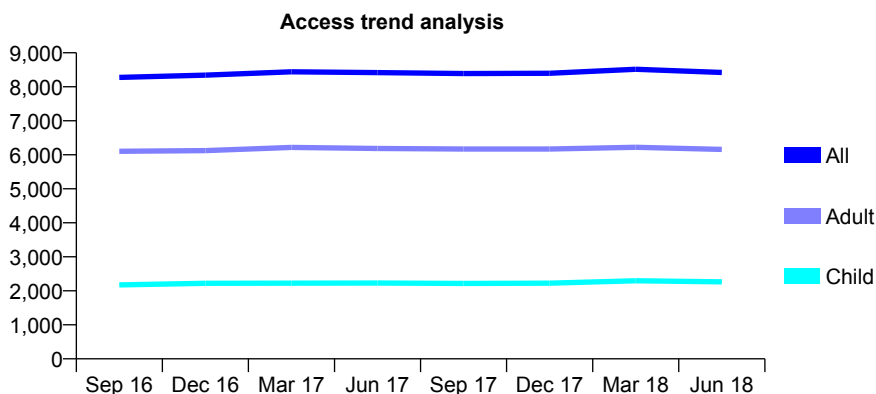
## Q59 - Vital Signs At a Glance Contract Report for 332070/0001 - June 2018

Name or company name	MR S VYAS
Contract type name	GDS Contract
Purpose of contract	General
Contract start date	01/04/2006
Contract end date	

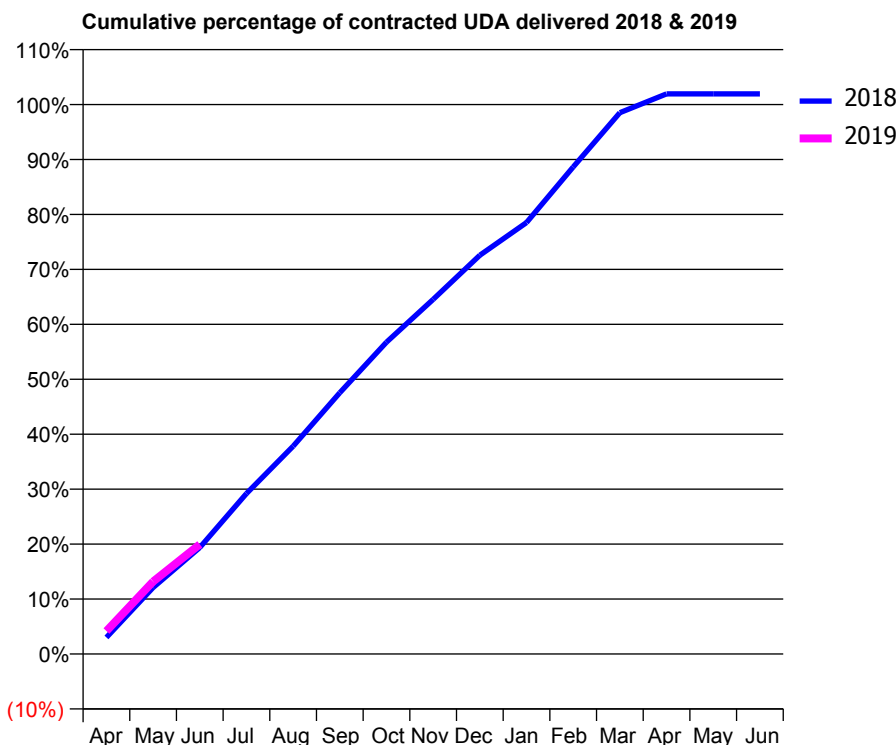
18/19 Contracted general activity (UDA)	19,509
Carry forward general activity (UDA)	0
18/19 Contracted orthodontic activity (UOA)	0
Carry forward orthodontic activity (UOA)	0
Baseline contract value	£534,893.87

### ACCESS\*

Patients seen in 24 months	Total	Change since previous quarter
Quarter ending June 2017	8,416	
Quarter ending September 2017	8,389	→
Quarter ending December 2017	8,397	→
Quarter ending March 2018	8,517	→
Quarter ending June 2018	8,423	↓
<b>Variance since June 2017</b>	<b>0.1%</b>	<b>→</b>



### ACTIVITY



Adjusted Scheduled Activity (UDA)		
Month	2018	2019
April	588	817
May	2,359	2,573
June	3,778	3,893
July	5,696	
August	7,377	
September	9,276	
October	11,073	
November	12,590	
December	14,157	
January	15,319	
February	17,292	
March	19,221	
April	19,887	
May	19,887	
June	19,887	

### QUALITY

	Quantity	Base Number	Contract	AT	Region	England
% of FP17s for the same patient ID Re-attending within 3 months - Children	32	822	3.9%	9.3%	11.3%	11.5%
% of FP17s for the same patient ID Re-attending within 3 months - Adults	84	1,461	5.7%	13.6%	14.9%	15.4%
% of FP17s for the same patient ID Re-attending between 3 & 9 months - Children	600	822	73.0%	61.2%	60.0%	58.9%
% of FP17s for the same patient ID Re-attending between 3 & 9 months - Adults	484	1,461	33.1%	53.1%	52.6%	51.6%
% of FP17s for Band 1 Urgent Courses	87	1,943	4.5%	7.5%	7.9%	8.9%
% of FP17s Relating to Free Repair or Replacements	8	1,943	0.4%	0.8%	0.8%	0.8%
% of FP17s Relating to Continuations	11	1,943	0.6%	0.9%	0.9%	0.9%
% of Patients satisfied with the dentistry they have received	13	15	86.7%	93.2%	93.2%	93.2%
% of Patients satisfied with the time they had to wait for an appointment	13	15	86.7%	86.5%	89.1%	88.8%

\* This is based on patients treated on this contract for their most recent course of treatment. Figures in italics indicate the base number of FP17s or Patient Questionnaire responses are less than 100. N/A is shown where the base number of responses is less than 10 during the period. % is calculated as Quantity/Base number\*100

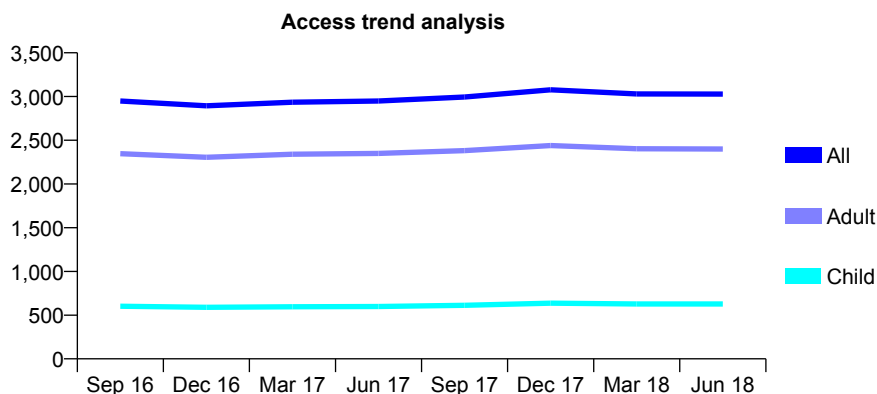
## Q59 - Vital Signs At a Glance Contract Report for 335134/0001 - June 2018

Name or company name	MR PJ PATEL
Contract type name	GDS Contract
Purpose of contract	General
Contract start date	01/04/2006
Contract end date	

18/19 Contracted general activity (UDA)	11,623
Carry forward general activity (UDA)	0
18/19 Contracted orthodontic activity (UOA)	0
Carry forward orthodontic activity (UOA)	0
Baseline contract value	£333,654.48

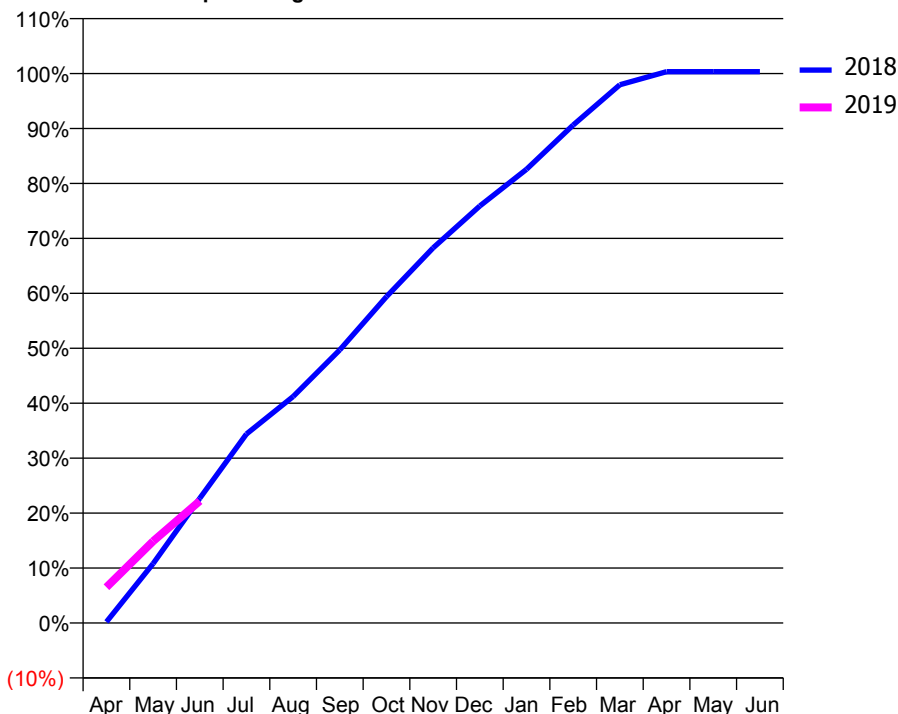
### ACCESS\*

Patients seen in 24 months	Total	Change since previous quarter
Quarter ending June 2017	2,948	
Quarter ending September 2017	2,995	→
Quarter ending December 2017	3,077	↑
Quarter ending March 2018	3,029	↓
Quarter ending June 2018	3,028	→
<b>Variance since June 2017</b>	<b>2.7%</b>	<b>↑</b>



### ACTIVITY

Cumulative percentage of contracted UDA delivered 2018 & 2019



Adjusted Scheduled Activity (UDA)

Month	2018	2019
April	25	758
May	1,255	1,731
June	2,638	2,583
July	3,999	
August	4,790	
September	5,779	
October	6,903	
November	7,937	
December	8,820	
January	9,598	
February	10,534	
March	11,386	
April	11,661	
May	11,660	
June	11,660	

### QUALITY

	Quantity	Base Number	Contract	AT	Region	England
% of FP17s for the same patient ID Re-attending within 3 months - Children	10	263	3.8%	9.3%	11.3%	11.5%
% of FP17s for the same patient ID Re-attending within 3 months - Adults	67	1,141	5.9%	13.6%	14.9%	15.4%
% of FP17s for the same patient ID Re-attending between 3 & 9 months - Children	206	263	78.3%	61.2%	60.0%	58.9%
% of FP17s for the same patient ID Re-attending between 3 & 9 months - Adults	931	1,141	81.6%	53.1%	52.6%	51.6%
% of FP17s for Band 1 Urgent Courses	39	1,248	3.1%	7.5%	7.9%	8.9%
% of FP17s Relating to Free Repair or Replacements	3	1,248	0.2%	0.8%	0.8%	0.8%
% of FP17s Relating to Continuations	2	1,248	0.2%	0.9%	0.9%	0.9%
% of Patients satisfied with the dentistry they have received	6	6	N/A	93.2%	93.2%	93.2%
% of Patients satisfied with the time they had to wait for an appointment	6	6	N/A	86.5%	89.1%	88.8%

\* This is based on patients treated on this contract for their most recent course of treatment. Figures in italics indicate the base number of FP17s or Patient Questionnaire responses are less than 100. N/A is shown where the base number of responses is less than 10 during the period. % is calculated as Quantity/Base number\*100

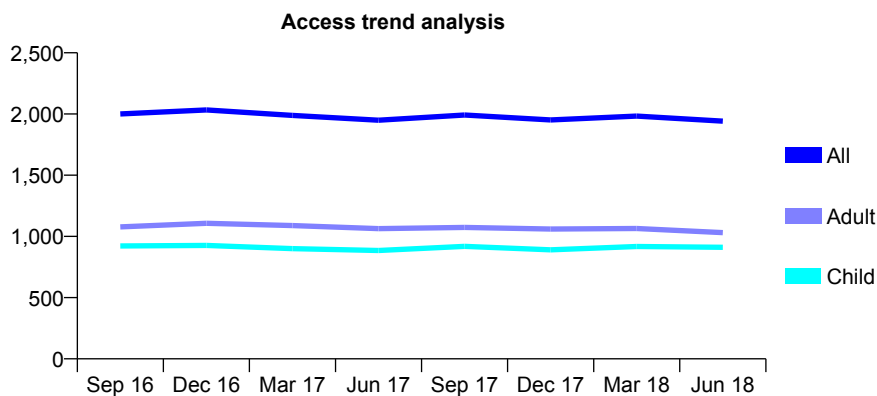
## Q59 - Vital Signs At a Glance Contract Report for 342645/0001 - June 2018

Name or company name	MR AM HATHIARI
Contract type name	GDS Contract
Purpose of contract	General
Contract start date	04/02/2011
Contract end date	

18/19 Contracted general activity (UDA)	4,311
Carry forward general activity (UDA)	0
18/19 Contracted orthodontic activity (UOA)	0
Carry forward orthodontic activity (UOA)	0
Baseline contract value	£96,442.24

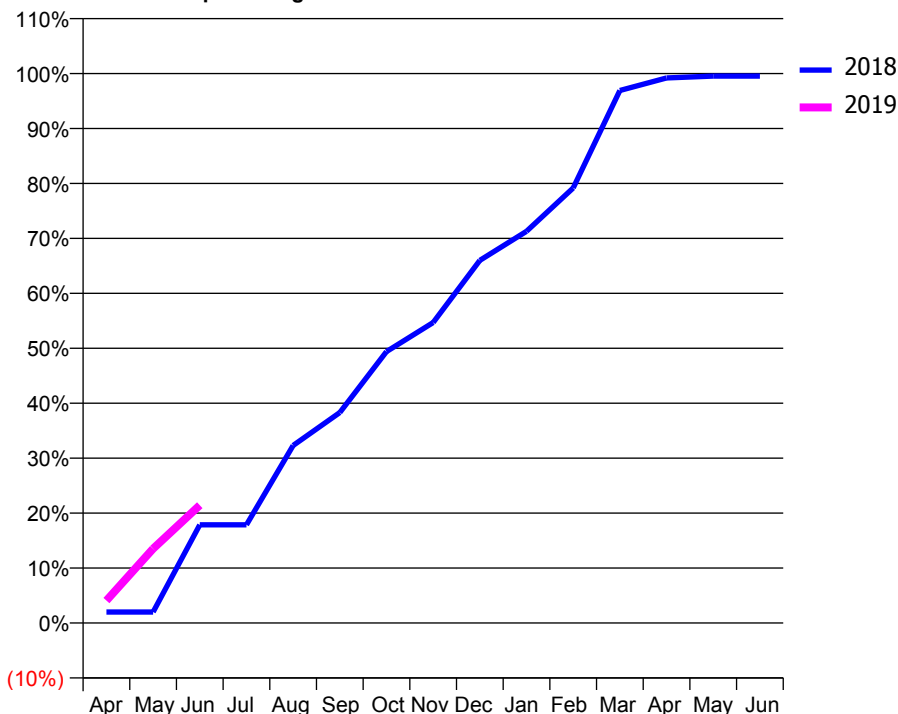
### ACCESS\*

Patients seen in 24 months	Total	Change since previous quarter
Quarter ending June 2017	1,949	
Quarter ending September 2017	1,992	↑
Quarter ending December 2017	1,951	↓
Quarter ending March 2018	1,983	→
Quarter ending June 2018	1,942	↓
<b>Variance since June 2017</b>	<b>(0.4%)</b>	<b>→</b>



### ACTIVITY

Cumulative percentage of contracted UDA delivered 2018 & 2019



Month	Adjusted Scheduled Activity (UDA)	
	2018	2019
April	86	176
May	86	583
June	771	924
July	771	
August	1,393	
September	1,651	
October	2,130	
November	2,358	
December	2,845	
January	3,073	
February	3,413	
March	4,177	
April	4,276	
May	4,290	
June	4,290	

### QUALITY

	Quantity	Base Number	Contract	AT	Region	England
% of FP17s for the same patient ID Re-attending within 3 months - Children	21	229	9.2%	9.3%	11.3%	11.5%
% of FP17s for the same patient ID Re-attending within 3 months - Adults	30	228	13.2%	13.6%	14.9%	15.4%
% of FP17s for the same patient ID Re-attending between 3 & 9 months - Children	74	229	32.3%	61.2%	60.0%	58.9%
% of FP17s for the same patient ID Re-attending between 3 & 9 months - Adults	64	228	28.1%	53.1%	52.6%	51.6%
% of FP17s for Band 1 Urgent Courses	20	390	5.1%	7.5%	7.9%	8.9%
% of FP17s Relating to Free Repair or Replacements	0	390	0.0%	0.8%	0.8%	0.8%
% of FP17s Relating to Continuations	0	390	0.0%	0.9%	0.9%	0.9%
% of Patients satisfied with the dentistry they have received	2	2	N/A	93.2%	93.2%	93.2%
% of Patients satisfied with the time they had to wait for an appointment	2	2	N/A	86.5%	89.1%	88.8%

\* This is based on patients treated on this contract for their most recent course of treatment. Figures in italics indicate the base number of FP17s or Patient Questionnaire responses are less than 100. N/A is shown where the base number of responses is less than 10 during the period. % is calculated as Quantity/Base number\*100

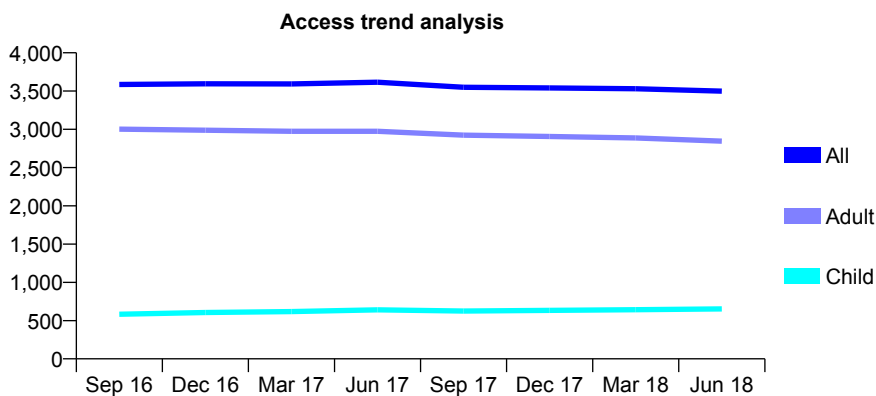
## Q59 - Vital Signs At a Glance Contract Report for 363669/0003 - June 2018

Name or company name	MR TG OYEDELE
Contract type name	GDS Contract
Purpose of contract	General
Contract start date	01/02/2012
Contract end date	

18/19 Contracted general activity (UDA)	11,888
Carry forward general activity (UDA)	0
18/19 Contracted orthodontic activity (UOA)	0
Carry forward orthodontic activity (UOA)	0
Baseline contract value	£266,196.31

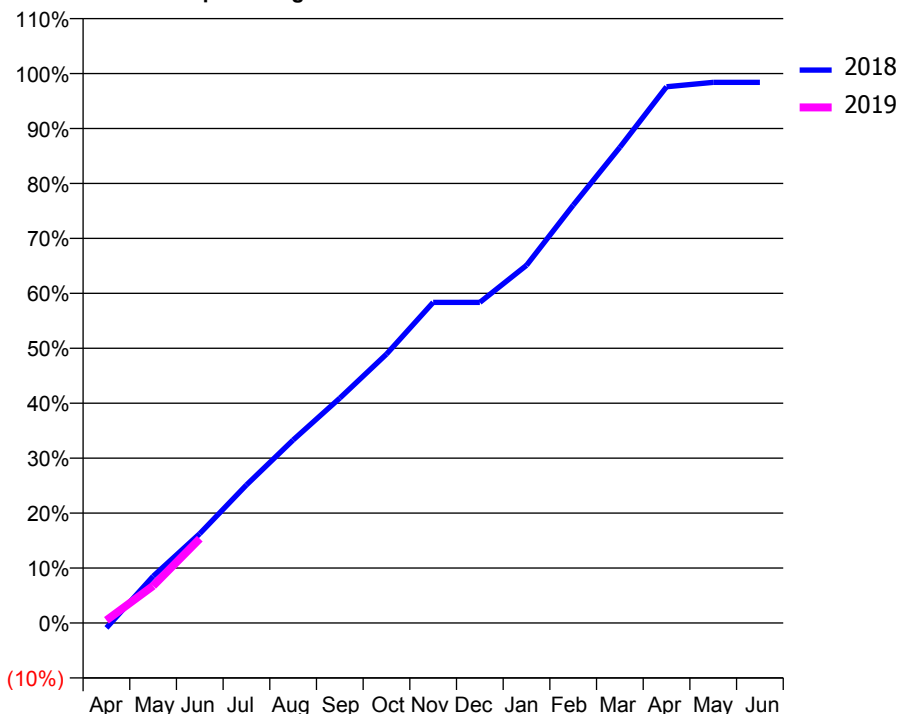
### ACCESS\*

Patients seen in 24 months	Total	Change since previous quarter
Quarter ending June 2017	3,616	
Quarter ending September 2017	3,549	↓
Quarter ending December 2017	3,540	→
Quarter ending March 2018	3,530	→
Quarter ending June 2018	3,499	→
<b>Variance since June 2017</b>	<b>(3.2%)</b>	<b>↓</b>



### ACTIVITY

Cumulative percentage of contracted UDA delivered 2018 & 2019



Month	Adjusted Scheduled Activity (UDA)	
	2018	2019
April	-95	59
May	884	802
June	1,690	1,823
July	2,611	
August	3,460	
September	4,253	
October	5,082	
November	6,061	
December	6,061	
January	6,761	
February	7,899	
March	8,994	
April	10,137	
May	10,221	
June	10,221	

### QUALITY

	Quantity	Base Number	Contract	AT	Region	England
% of FP17s for the same patient ID Re-attending within 3 months - Children	13	263	4.9%	9.3%	11.3%	11.5%
% of FP17s for the same patient ID Re-attending within 3 months - Adults	72	1,162	6.2%	13.6%	14.9%	15.4%
% of FP17s for the same patient ID Re-attending between 3 & 9 months - Children	156	263	59.3%	61.2%	60.0%	58.9%
% of FP17s for the same patient ID Re-attending between 3 & 9 months - Adults	813	1,162	70.0%	53.1%	52.6%	51.6%
% of FP17s for Band 1 Urgent Courses	52	952	5.5%	7.5%	7.9%	8.9%
% of FP17s Relating to Free Repair or Replacements	6	952	0.6%	0.8%	0.8%	0.8%
% of FP17s Relating to Continuations	5	952	0.5%	0.9%	0.9%	0.9%
% of Patients satisfied with the dentistry they have received	3	4	N/A	93.2%	93.2%	93.2%
% of Patients satisfied with the time they had to wait for an appointment	4	4	N/A	86.5%	89.1%	88.8%

\* This is based on patients treated on this contract for their most recent course of treatment. Figures in italics indicate the base number of FP17s or Patient Questionnaire responses are less than 100. N/A is shown where the base number of responses is less than 10 during the period. % is calculated as Quantity/Base number\*100

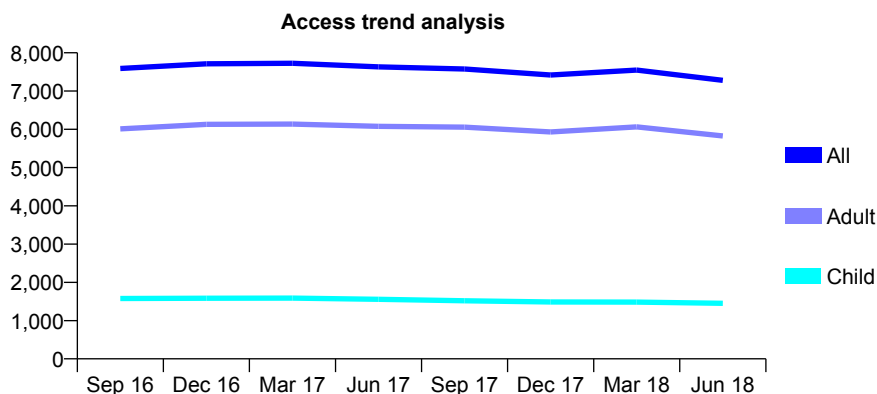
## Q59 - Vital Signs At a Glance Contract Report for 363669/0004 - June 2018

Name or company name	Mr R Khan
Contract type name	GDS Contract
Purpose of contract	General
Contract start date	01/04/2013
Contract end date	

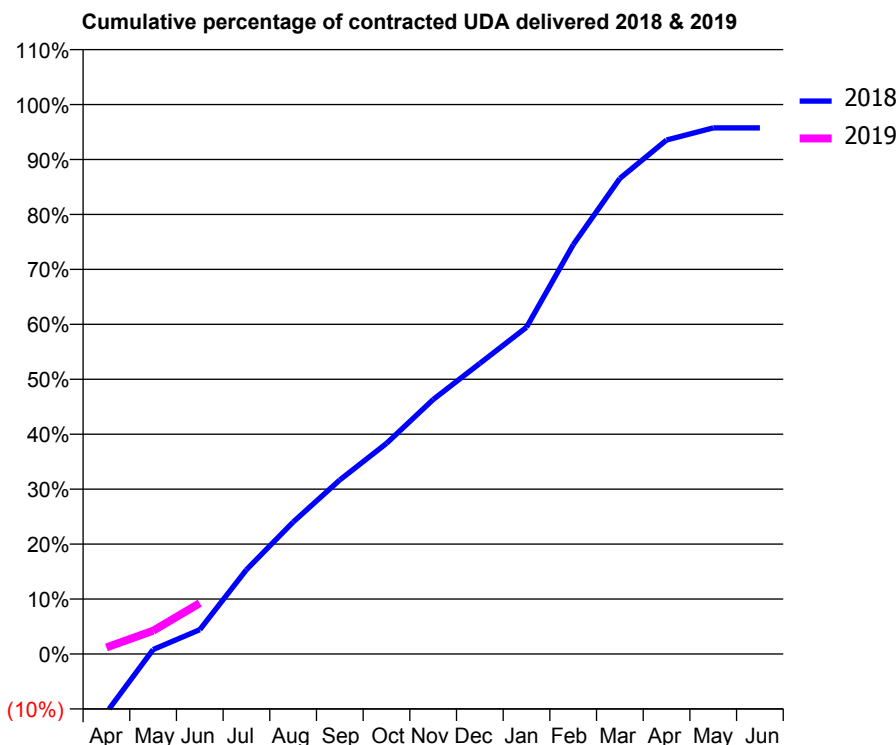
18/19 Contracted general activity (UDA)	22,500
Carry forward general activity (UDA)	0
18/19 Contracted orthodontic activity (UOA)	0
Carry forward orthodontic activity (UOA)	0
Baseline contract value	£610,405.29

### ACCESS\*

Patients seen in 24 months	Total	Change since previous quarter
Quarter ending June 2017	7,633	
Quarter ending September 2017	7,576	→
Quarter ending December 2017	7,419	↓
Quarter ending March 2018	7,548	→
Quarter ending June 2018	7,280	↓
<b>Variance since June 2017</b>	<b>(4.6%)</b>	<b>↓</b>



### ACTIVITY



Month	Adjusted Scheduled Activity (UDA)	
	2018	2019
April	-2,311	269
May	177	953
June	959	2,083
July	3,325	
August	5,201	
September	6,859	
October	8,300	
November	10,027	
December	11,449	
January	12,875	
February	16,127	
March	18,739	
April	20,251	
May	20,730	
June	20,730	

### QUALITY

	Quantity	Base Number	Contract	AT	Region	England
% of FP17s for the same patient ID Re-attending within 3 months - Children	48	396	12.1%	9.3%	11.3%	11.5%
% of FP17s for the same patient ID Re-attending within 3 months - Adults	222	1,303	17.0%	13.6%	14.9%	15.4%
% of FP17s for the same patient ID Re-attending between 3 & 9 months - Children	154	396	38.9%	61.2%	60.0%	58.9%
% of FP17s for the same patient ID Re-attending between 3 & 9 months - Adults	437	1,303	33.5%	53.1%	52.6%	51.6%
% of FP17s for Band 1 Urgent Courses	311	991	31.4%	7.5%	7.9%	8.9%
% of FP17s Relating to Free Repair or Replacements	1	991	0.1%	0.8%	0.8%	0.8%
% of FP17s Relating to Continuations	3	991	0.3%	0.9%	0.9%	0.9%
% of Patients satisfied with the dentistry they have received	18	19	94.7%	93.2%	93.2%	93.2%
% of Patients satisfied with the time they had to wait for an appointment	15	19	78.9%	86.5%	89.1%	88.8%

\* This is based on patients treated on this contract for their most recent course of treatment. Figures in italics indicate the base number of FP17s or Patient Questionnaire responses are less than 100. N/A is shown where the base number of responses is less than 10 during the period. % is calculated as Quantity/Base number\*100

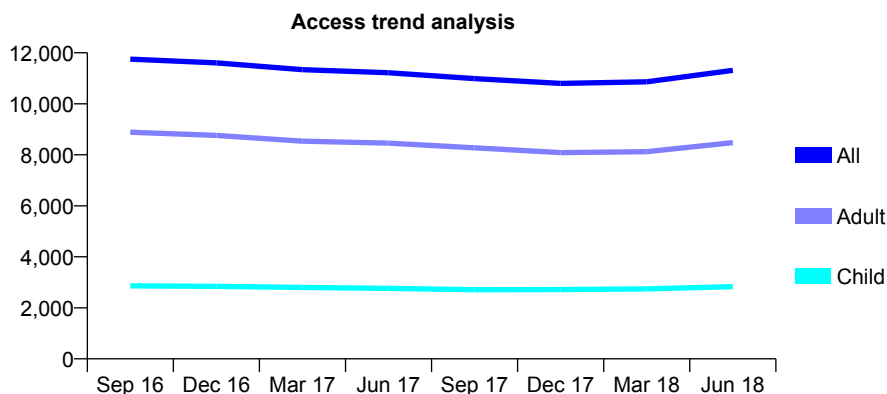
## Q59 - Vital Signs At a Glance Contract Report for 366358/0001 - June 2018

Name or company name	MR A BHATT
Contract type name	GDS Contract
Purpose of contract	General
Contract start date	01/10/2010
Contract end date	

18/19 Contracted general activity (UDA)	24,900
Carry forward general activity (UDA)	0
18/19 Contracted orthodontic activity (UOA)	0
Carry forward orthodontic activity (UOA)	0
Baseline contract value	£536,453.57

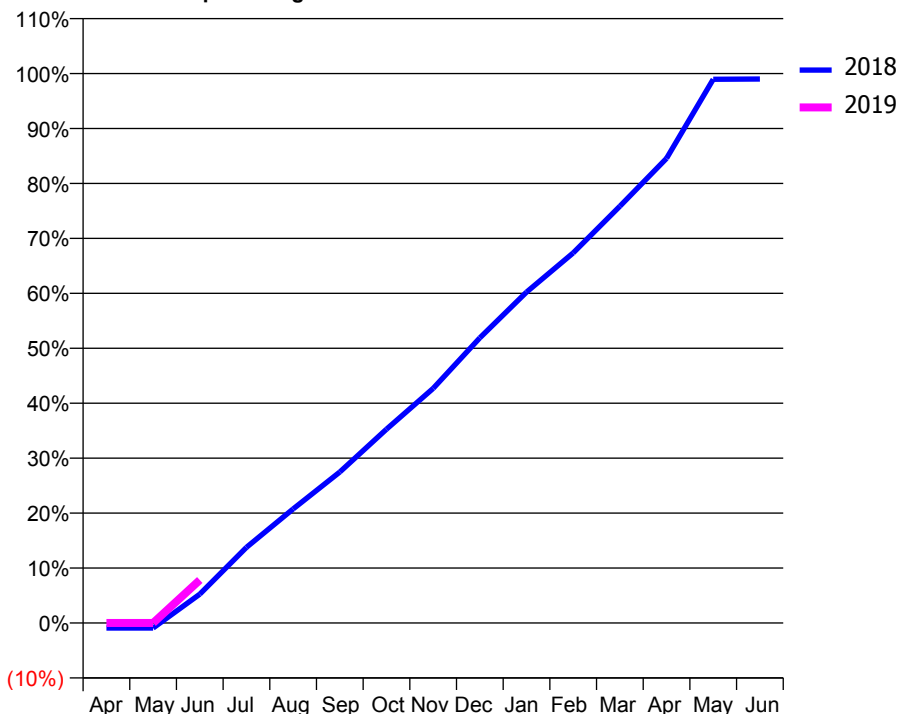
### ACCESS\*

Patients seen in 24 months	Total	Change since previous quarter
Quarter ending June 2017	11,218	
Quarter ending September 2017	10,987	↓
Quarter ending December 2017	10,799	↓
Quarter ending March 2018	10,864	→
Quarter ending June 2018	11,312	↑
<b>Variance since June 2017</b>	<b>0.8%</b>	<b>→</b>



### ACTIVITY

Cumulative percentage of contracted UDA delivered 2018 & 2019



Month	Adjusted Scheduled Activity (UDA)	
	2018	2019
April	-234	0
May	-233	0
June	1,310	1,950
July	3,427	
August	5,171	
September	6,843	
October	8,783	
November	10,632	
December	12,924	
January	14,992	
February	16,771	
March	18,889	
April	21,057	
May	24,637	
June	24,650	

### QUALITY

	Quantity	Base Number	Contract	AT	Region	England
% of FP17s for the same patient ID Re-attending within 3 months - Children	52	1,273	4.1%	9.3%	11.3%	11.5%
% of FP17s for the same patient ID Re-attending within 3 months - Adults	268	3,373	7.9%	13.6%	14.9%	15.4%
% of FP17s for the same patient ID Re-attending between 3 & 9 months - Children	772	1,273	60.6%	61.2%	60.0%	58.9%
% of FP17s for the same patient ID Re-attending between 3 & 9 months - Adults	1,841	3,373	54.6%	53.1%	52.6%	51.6%
% of FP17s for Band 1 Urgent Courses	59	1,248	4.7%	7.5%	7.9%	8.9%
% of FP17s Relating to Free Repair or Replacements	6	1,248	0.5%	0.8%	0.8%	0.8%
% of FP17s Relating to Continuations	7	1,248	0.6%	0.9%	0.9%	0.9%
% of Patients satisfied with the dentistry they have received	8	8	N/A	93.2%	93.2%	93.2%
% of Patients satisfied with the time they had to wait for an appointment	6	8	N/A	86.5%	89.1%	88.8%

\* This is based on patients treated on this contract for their most recent course of treatment. Figures in italics indicate the base number of FP17s or Patient Questionnaire responses are less than 100. N/A is shown where the base number of responses is less than 10 during the period. % is calculated as Quantity/Base number\*100



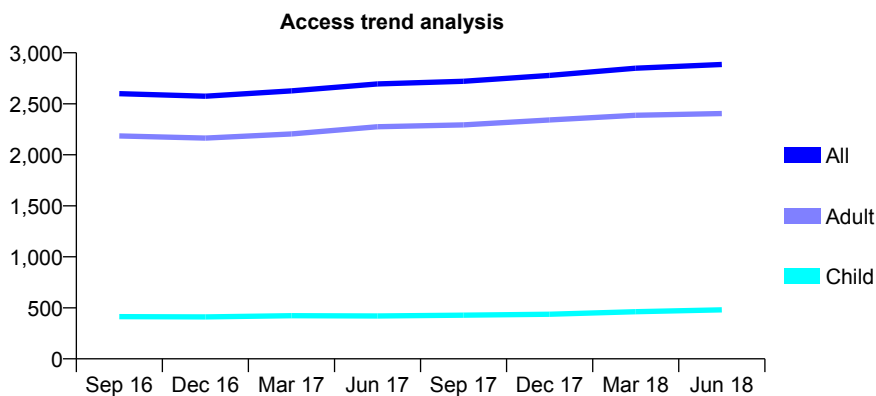
## Q59 - Vital Signs At a Glance Contract Report for 367109/0004 - June 2018

Name or company name	MR R CARLISLE-GOTT
Contract type name	GDS Contract
Purpose of contract	General
Contract start date	05/06/2013
Contract end date	

18/19 Contracted general activity (UDA)	8,828
Carry forward general activity (UDA)	0
18/19 Contracted orthodontic activity (UOA)	0
Carry forward orthodontic activity (UOA)	0
Baseline contract value	£196,818.83

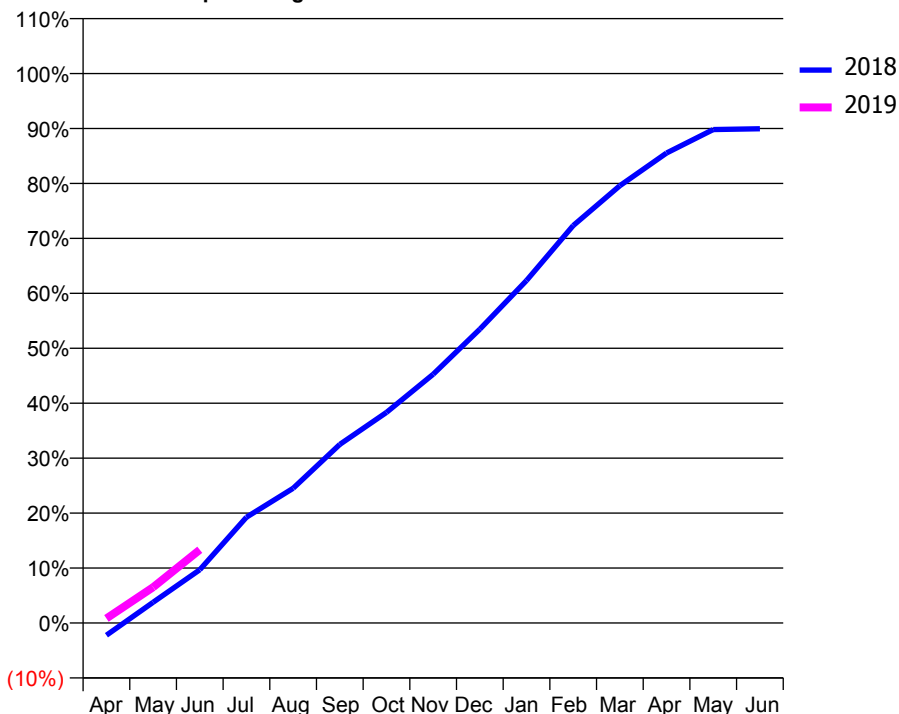
### ACCESS\*

Patients seen in 24 months	Total	Change since previous quarter
Quarter ending June 2017	2,695	
Quarter ending September 2017	2,721	→
Quarter ending December 2017	2,779	↑
Quarter ending March 2018	2,849	↑
Quarter ending June 2018	2,886	→
<b>Variance since June 2017</b>	<b>7.1%</b>	<b>↑</b>



### ACTIVITY

Cumulative percentage of contracted UDA delivered 2018 & 2019



Month	Adjusted Scheduled Activity (UDA)	
	2018	2019
April	-199	73
May	333	575
June	856	1,178
July	1,701	
August	2,166	
September	2,870	
October	3,383	
November	3,996	
December	4,720	
January	5,503	
February	6,385	
March	7,025	
April	7,551	
May	7,928	
June	7,940	

### QUALITY

	Quantity	Base Number	Contract	AT	Region	England
% of FP17s for the same patient ID Re-attending within 3 months - Children	7	141	5.0%	9.3%	11.3%	11.5%
% of FP17s for the same patient ID Re-attending within 3 months - Adults	129	748	17.2%	13.6%	14.9%	15.4%
% of FP17s for the same patient ID Re-attending between 3 & 9 months - Children	58	141	41.1%	61.2%	60.0%	58.9%
% of FP17s for the same patient ID Re-attending between 3 & 9 months - Adults	314	748	42.0%	53.1%	52.6%	51.6%
% of FP17s for Band 1 Urgent Courses	19	516	3.7%	7.5%	7.9%	8.9%
% of FP17s Relating to Free Repair or Replacements	12	516	2.3%	0.8%	0.8%	0.8%
% of FP17s Relating to Continuations	13	516	2.5%	0.9%	0.9%	0.9%
% of Patients satisfied with the dentistry they have received	5	5	N/A	93.2%	93.2%	93.2%
% of Patients satisfied with the time they had to wait for an appointment	5	5	N/A	86.5%	89.1%	88.8%

\* This is based on patients treated on this contract for their most recent course of treatment. Figures in italics indicate the base number of FP17s or Patient Questionnaire responses are less than 100. N/A is shown where the base number of responses is less than 10 during the period. % is calculated as Quantity/Base number\*100

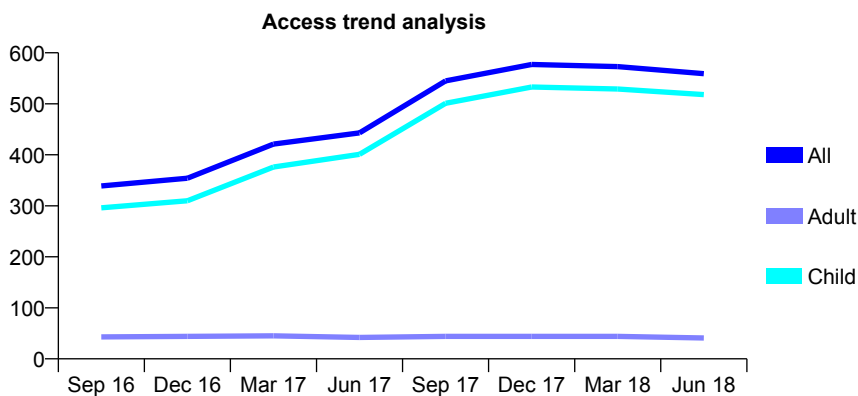
## Q59 - Vital Signs At a Glance Contract Report for 563838/0002 - June 2018

Name or company name	Mr P R Mapanda & Ms T J Ramsavas
Contract type name	GDS Contract
Purpose of contract	General
Contract start date	06/02/2012
Contract end date	

18/19 Contracted general activity (UDA)	950
Carry forward general activity (UDA)	0
18/19 Contracted orthodontic activity (UOA)	0
Carry forward orthodontic activity (UOA)	0
Baseline contract value	£21,866.95

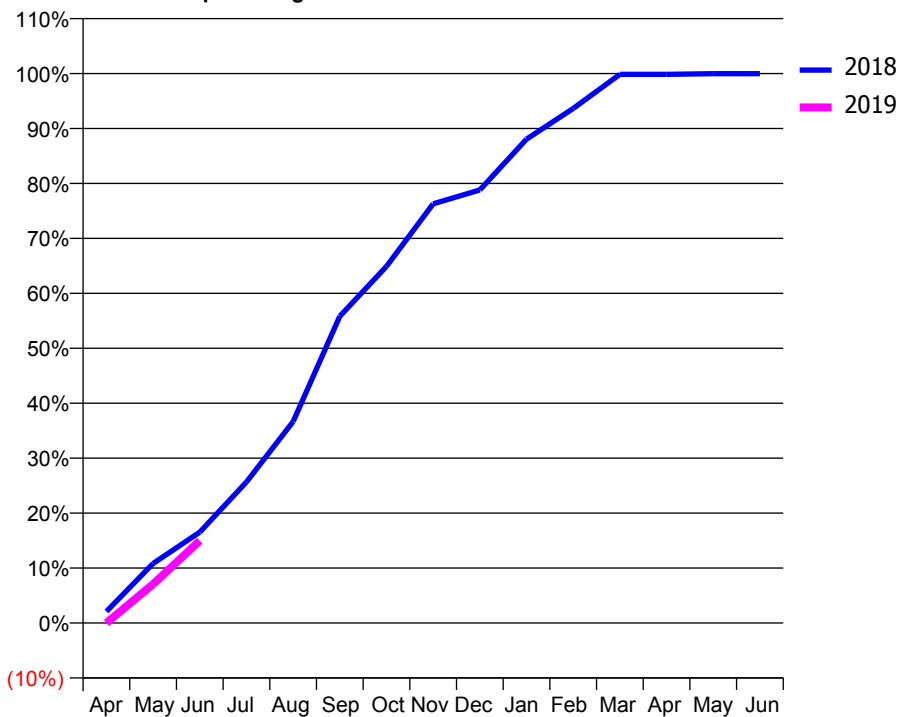
### ACCESS\*

Patients seen in 24 months	Total	Change since previous quarter
Quarter ending June 2017	443	
Quarter ending September 2017	545	↑
Quarter ending December 2017	577	↑
Quarter ending March 2018	573	→
Quarter ending June 2018	559	↓
<b>Variance since June 2017</b>	<b>26.2%</b>	<b>↑</b>



### ACTIVITY

Cumulative percentage of contracted UDA delivered 2018 & 2019



Adjusted Scheduled Activity (UDA)

Month	2018	2019
April	20	0
May	103	67
June	157	142
July	244	
August	348	
September	530	
October	617	
November	725	
December	749	
January	836	
February	890	
March	949	
April	949	
May	950	
June	950	

### QUALITY

	Quantity	Base Number	Contract	AT	Region	England
% of FP17s for the same patient ID Re-attending within 3 months - Children	3	103	2.9%	9.3%	11.3%	11.5%
% of FP17s for the same patient ID Re-attending within 3 months - Adults	0	3	0.0%	13.6%	14.9%	15.4%
% of FP17s for the same patient ID Re-attending between 3 & 9 months - Children	66	103	64.1%	61.2%	60.0%	58.9%
% of FP17s for the same patient ID Re-attending between 3 & 9 months - Adults	1	3	33.3%	53.1%	52.6%	51.6%
% of FP17s for Band 1 Urgent Courses	2	102	2.0%	7.5%	7.9%	8.9%
% of FP17s Relating to Free Repair or Replacements	0	102	0.0%	0.8%	0.8%	0.8%
% of FP17s Relating to Continuations	0	102	0.0%	0.9%	0.9%	0.9%
% of Patients satisfied with the dentistry they have received	1	1	N/A	93.2%	93.2%	93.2%
% of Patients satisfied with the time they had to wait for an appointment	1	1	N/A	86.5%	89.1%	88.8%

\* This is based on patients treated on this contract for their most recent course of treatment. Figures in italics indicate the base number of FP17s or Patient Questionnaire responses are less than 100. N/A is shown where the base number of responses is less than 10 during the period. % is calculated as Quantity/Base number\*100

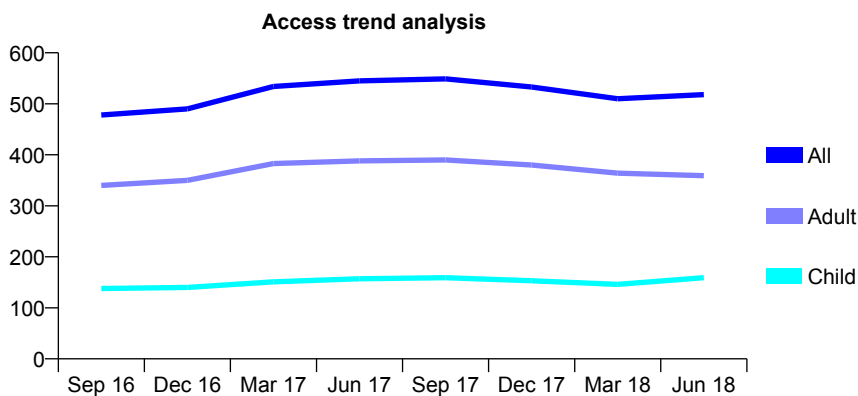
## Q59 - Vital Signs At a Glance Contract Report for 566039/0004 - June 2018

Name or company name	MS AR LOCKYER
Contract type name	GDS Contract
Purpose of contract	General
Contract start date	01/04/2006
Contract end date	

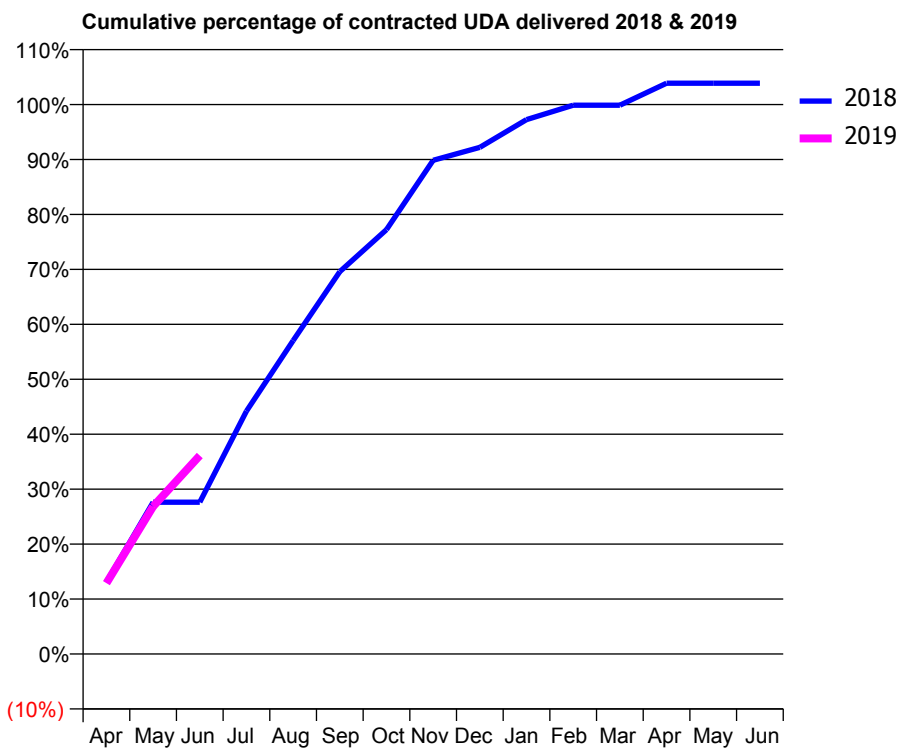
18/19 Contracted general activity (UDA)	1,076
Carry forward general activity (UDA)	0
18/19 Contracted orthodontic activity (UOA)	0
Carry forward orthodontic activity (UOA)	0
Baseline contract value	£26,330.02

### ACCESS\*

Patients seen in 24 months	Total	Change since previous quarter
Quarter ending June 2017	545	
Quarter ending September 2017	549	→
Quarter ending December 2017	533	↓
Quarter ending March 2018	510	↓
Quarter ending June 2018	518	→
<b>Variance since June 2017</b>	<b>(5.0%)</b>	<b>↓</b>



### ACTIVITY



Month	Adjusted Scheduled Activity (UDA)	
	2018	2019
April	141	139
May	297	289
June	297	389
July	476	
August	614	
September	749	
October	831	
November	967	
December	992	
January	1,046	
February	1,075	
March	1,075	
April	1,118	
May	1,118	
June	1,118	

### QUALITY

	Quantity	Base Number	Contract	AT	Region	England
% of FP17s for the same patient ID Re-attending within 3 months - Children	1	60	1.7%	9.3%	11.3%	11.5%
% of FP17s for the same patient ID Re-attending within 3 months - Adults	17	118	14.4%	13.6%	14.9%	15.4%
% of FP17s for the same patient ID Re-attending between 3 & 9 months - Children	9	60	15.0%	61.2%	60.0%	58.9%
% of FP17s for the same patient ID Re-attending between 3 & 9 months - Adults	23	118	19.5%	53.1%	52.6%	51.6%
% of FP17s for Band 1 Urgent Courses	13	167	7.8%	7.5%	7.9%	8.9%
% of FP17s Relating to Free Repair or Replacements	0	167	0.0%	0.8%	0.8%	0.8%
% of FP17s Relating to Continuations	2	167	1.2%	0.9%	0.9%	0.9%
% of Patients satisfied with the dentistry they have received	0	0	N/A	93.2%	93.2%	93.2%
% of Patients satisfied with the time they had to wait for an appointment	0	0	N/A	86.5%	89.1%	88.8%

\* This is based on patients treated on this contract for their most recent course of treatment. Figures in italics indicate the base number of FP17s or Patient Questionnaire responses are less than 100. N/A is shown where the base number of responses is less than 10 during the period. % is calculated as Quantity/Base number\*100

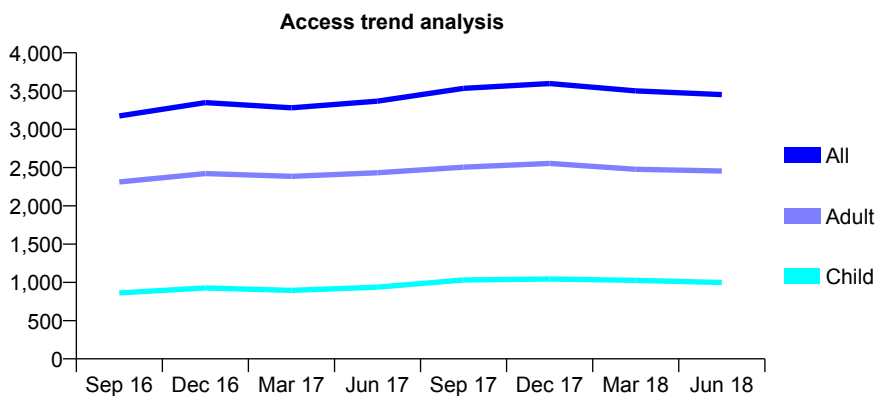
## Q59 - Vital Signs At a Glance Contract Report for 570230/0002 - June 2018

Name or company name	MR RM ALLEN
Contract type name	GDS Contract
Purpose of contract	General and Orthodontic
Contract start date	01/04/2006
Contract end date	

18/19 Contracted general activity (UDA)	9,599
Carry forward general activity (UDA)	0
18/19 Contracted orthodontic activity (UOA)	380
Carry forward orthodontic activity (UOA)	0
Baseline contract value	£276,165.46

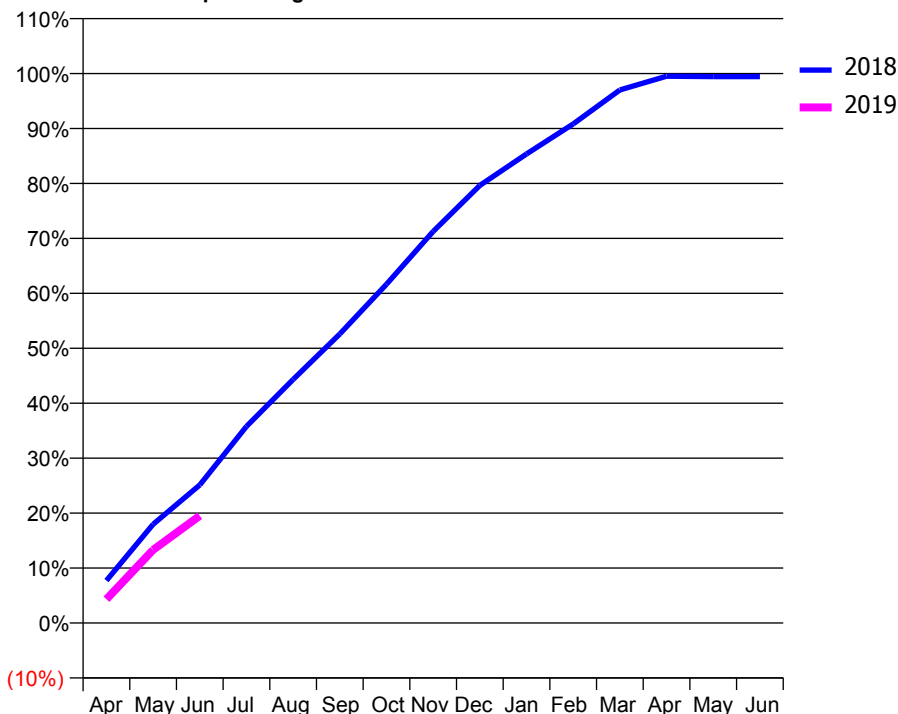
### ACCESS\*

Patients seen in 24 months	Total	Change since previous quarter
Quarter ending June 2017	3,369	
Quarter ending September 2017	3,536	↑
Quarter ending December 2017	3,599	→
Quarter ending March 2018	3,503	↓
Quarter ending June 2018	3,453	↓
<b>Variance since June 2017</b>	<b>2.5%</b>	<b>↑</b>



### ACTIVITY

Cumulative percentage of contracted UDA delivered 2018 & 2019



Month	Adjusted Scheduled Activity (UDA)	
	2018	2019
April	741	415
May	1,724	1,278
June	2,413	1,873
July	3,434	
August	4,255	
September	5,048	
October	5,918	
November	6,841	
December	7,644	
January	8,194	
February	8,717	
March	9,311	
April	9,552	
May	9,545	
June	9,545	

### QUALITY

	Quantity	Base Number	Contract	AT	Region	England
% of FP17s for the same patient ID Re-attending within 3 months - Children	63	418	15.1%	9.3%	11.3%	11.5%
% of FP17s for the same patient ID Re-attending within 3 months - Adults	73	717	10.2%	13.6%	14.9%	15.4%
% of FP17s for the same patient ID Re-attending between 3 & 9 months - Children	274	418	65.6%	61.2%	60.0%	58.9%
% of FP17s for the same patient ID Re-attending between 3 & 9 months - Adults	389	717	54.3%	53.1%	52.6%	51.6%
% of FP17s for Band 1 Urgent Courses	97	1,010	9.6%	7.5%	7.9%	8.9%
% of FP17s Relating to Free Repair or Replacements	8	1,010	0.8%	0.8%	0.8%	0.8%
% of FP17s Relating to Continuations	0	1,010	0.0%	0.9%	0.9%	0.9%
% of Patients satisfied with the dentistry they have received	3	3	N/A	93.2%	93.2%	93.2%
% of Patients satisfied with the time they had to wait for an appointment	3	3	N/A	86.5%	89.1%	88.8%

\* This is based on patients treated on this contract for their most recent course of treatment. Figures in italics indicate the base number of FP17s or Patient Questionnaire responses are less than 100. N/A is shown where the base number of responses is less than 10 during the period. % is calculated as Quantity/Base number\*100

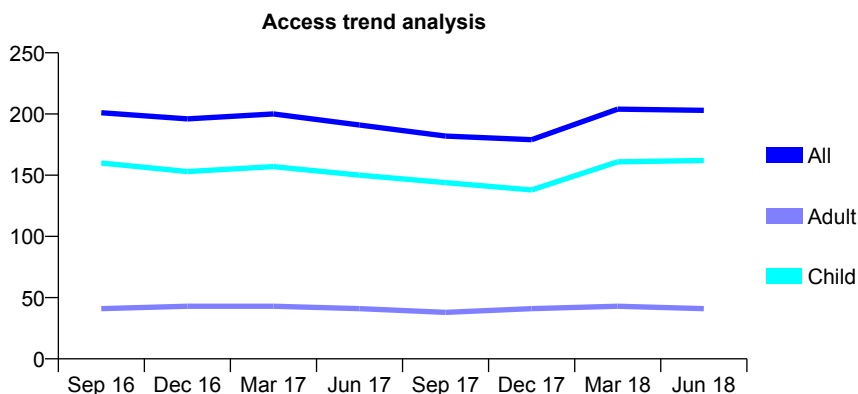
## Q59 - Vital Signs At a Glance Contract Report for 572845/0001 - June 2018

Name or company name	MR PH WILLIAMS
Contract type name	GDS Contract
Purpose of contract	General
Contract start date	01/04/2006
Contract end date	

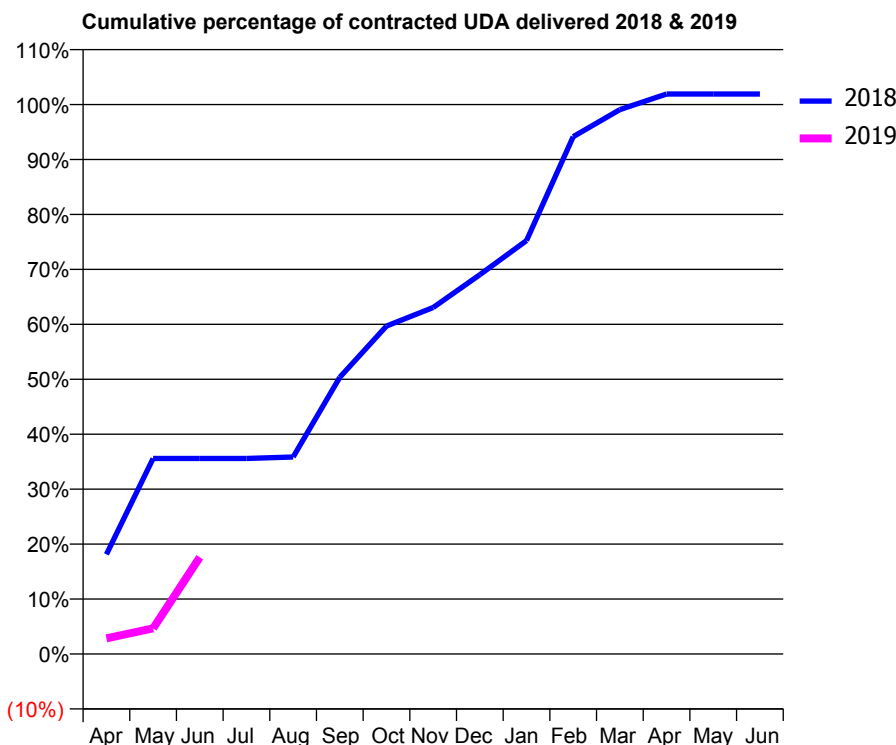
18/19 Contracted general activity (UDA)	386
Carry forward general activity (UDA)	0
18/19 Contracted orthodontic activity (UOA)	0
Carry forward orthodontic activity (UOA)	0
Baseline contract value	£10,458.03

### ACCESS\*

Patients seen in 24 months	Total	Change since previous quarter
Quarter ending June 2017	191	
Quarter ending September 2017	182	↓
Quarter ending December 2017	179	↓
Quarter ending March 2018	204	↑
Quarter ending June 2018	203	→
<b>Variance since June 2017</b>	<b>6.3%</b>	<b>↑</b>



### ACTIVITY



Adjusted Scheduled Activity (UDA)		
Month	2018	2019
April	70	11
May	137	18
June	137	68
July	137	
August	138	
September	194	
October	230	
November	243	
December	266	
January	290	
February	363	
March	382	
April	393	
May	393	
June	393	

### QUALITY

	Quantity	Base Number	Contract	AT	Region	England
% of FP17s for the same patient ID Re-attending within 3 months - Children	0	56	0.0%	9.3%	11.3%	11.5%
% of FP17s for the same patient ID Re-attending within 3 months - Adults	3	7	42.9%	13.6%	14.9%	15.4%
% of FP17s for the same patient ID Re-attending between 3 & 9 months - Children	32	56	57.1%	61.2%	60.0%	58.9%
% of FP17s for the same patient ID Re-attending between 3 & 9 months - Adults	3	7	42.9%	53.1%	52.6%	51.6%
% of FP17s for Band 1 Urgent Courses	0	54	0.0%	7.5%	7.9%	8.9%
% of FP17s Relating to Free Repair or Replacements	0	54	0.0%	0.8%	0.8%	0.8%
% of FP17s Relating to Continuations	2	54	3.7%	0.9%	0.9%	0.9%
% of Patients satisfied with the dentistry they have received	0	0	N/A	93.2%	93.2%	93.2%
% of Patients satisfied with the time they had to wait for an appointment	0	0	N/A	86.5%	89.1%	88.8%

\* This is based on patients treated on this contract for their most recent course of treatment. Figures in italics indicate the base number of FP17s or Patient Questionnaire responses are less than 100. N/A is shown where the base number of responses is less than 10 during the period. % is calculated as Quantity/Base number\*100

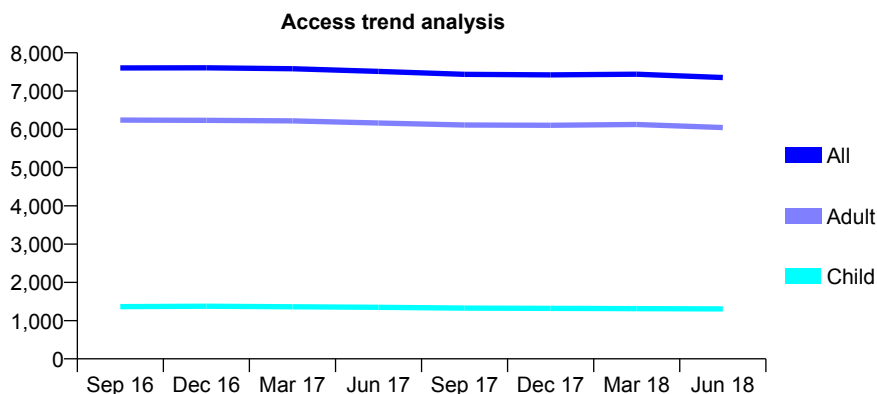
## Q59 - Vital Signs At a Glance Contract Report for 573477/0001 - June 2018

Name or company name	MR TW POWELL
Contract type name	GDS Contract
Purpose of contract	General and Orthodontic
Contract start date	01/04/2006
Contract end date	

18/19 Contracted general activity (UDA)	20,000
Carry forward general activity (UDA)	0
18/19 Contracted orthodontic activity (UOA)	210
Carry forward orthodontic activity (UOA)	0
Baseline contract value	£505,110.93

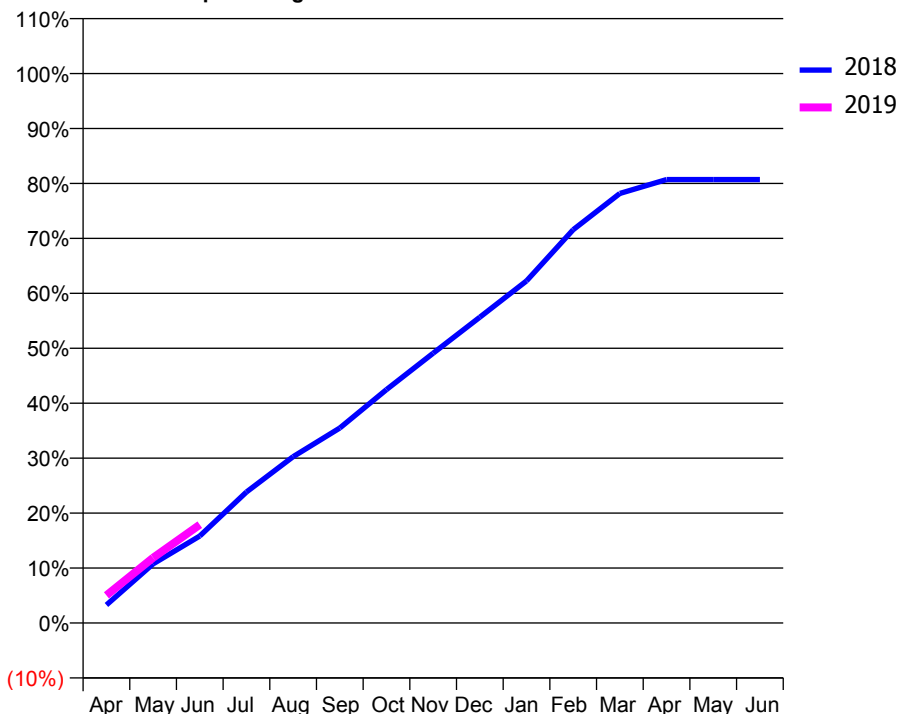
### ACCESS\*

Patients seen in 24 months	Total	Change since previous quarter
Quarter ending June 2017	7,513	
Quarter ending September 2017	7,438	→
Quarter ending December 2017	7,423	→
Quarter ending March 2018	7,440	→
Quarter ending June 2018	7,354	↓
<b>Variance since June 2017</b>	<b>(2.1%)</b>	<b>↓</b>



### ACTIVITY

Cumulative percentage of contracted UDA delivered 2018 & 2019



Month	Adjusted Scheduled Activity (UDA)	
	2018	2019
April	789	1,005
May	2,577	2,377
June	3,785	3,582
July	5,705	
August	7,243	
September	8,492	
October	10,163	
November	11,745	
December	13,313	
January	14,893	
February	17,122	
March	18,704	
April	19,305	
May	19,308	
June	19,308	

### QUALITY

	Quantity	Base Number	Contract	AT	Region	England
% of FP17s for the same patient ID Re-attending within 3 months - Children	29	389	7.5%	9.3%	11.3%	11.5%
% of FP17s for the same patient ID Re-attending within 3 months - Adults	390	1,651	23.6%	13.6%	14.9%	15.4%
% of FP17s for the same patient ID Re-attending between 3 & 9 months - Children	194	389	49.9%	61.2%	60.0%	58.9%
% of FP17s for the same patient ID Re-attending between 3 & 9 months - Adults	462	1,651	28.0%	53.1%	52.6%	51.6%
% of FP17s for Band 1 Urgent Courses	203	1,744	11.6%	7.5%	7.9%	8.9%
% of FP17s Relating to Free Repair or Replacements	80	1,744	4.6%	0.8%	0.8%	0.8%
% of FP17s Relating to Continuations	58	1,744	3.3%	0.9%	0.9%	0.9%
% of Patients satisfied with the dentistry they have received	13	13	100.0%	93.2%	93.2%	93.2%
% of Patients satisfied with the time they had to wait for an appointment	12	13	92.3%	86.5%	89.1%	88.8%

\* This is based on patients treated on this contract for their most recent course of treatment. Figures in italics indicate the base number of FP17s or Patient Questionnaire responses are less than 100. N/A is shown where the base number of responses is less than 10 during the period. % is calculated as Quantity/Base number\*100

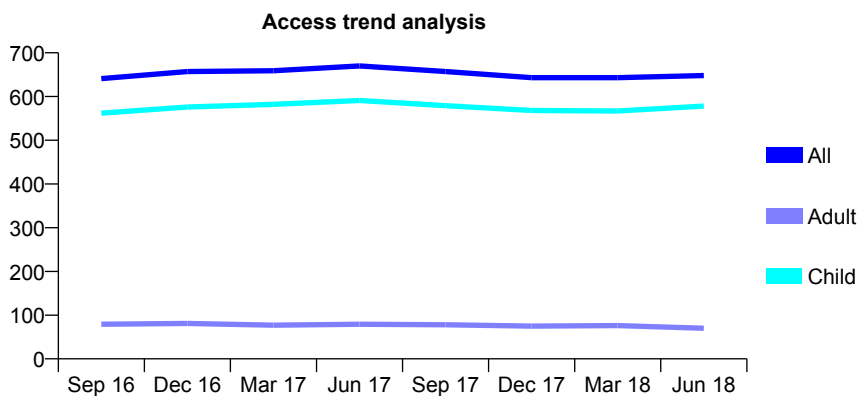
## Q59 - Vital Signs At a Glance Contract Report for 575763/0001 - June 2018

Name or company name	MR GF CLARK
Contract type name	GDS Contract
Purpose of contract	General
Contract start date	01/04/2006
Contract end date	

18/19 Contracted general activity (UDA)	1,300
Carry forward general activity (UDA)	0
18/19 Contracted orthodontic activity (UOA)	0
Carry forward orthodontic activity (UOA)	0
Baseline contract value	£29,885.68

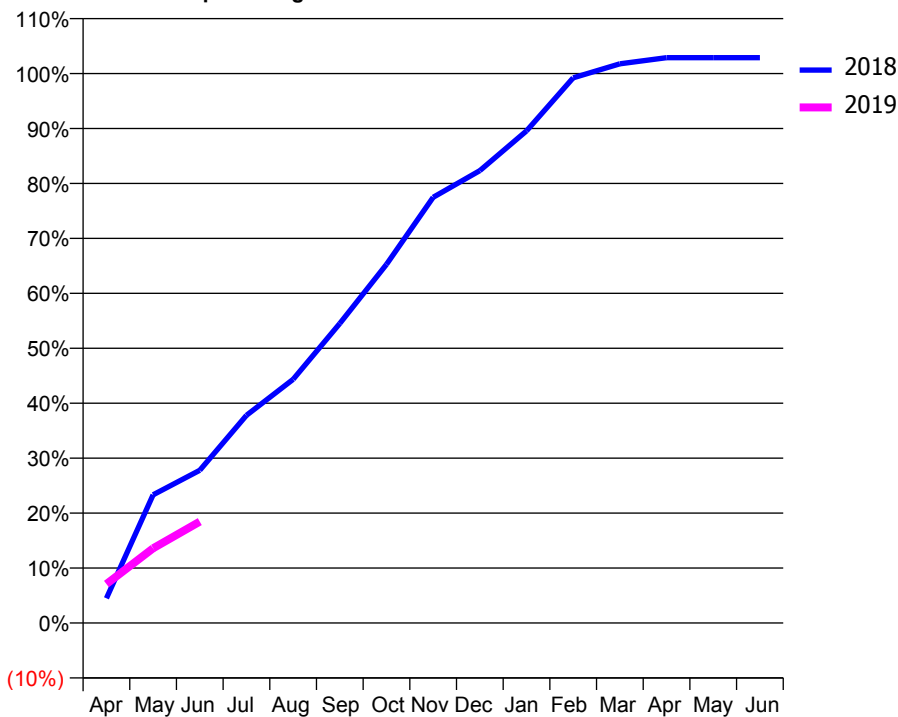
### ACCESS\*

Patients seen in 24 months	Total	Change since previous quarter
Quarter ending June 2017	670	
Quarter ending September 2017	657	↓
Quarter ending December 2017	643	↓
Quarter ending March 2018	643	→
Quarter ending June 2018	648	→
<b>Variance since June 2017</b>	<b>(3.3%)</b>	<b>↓</b>



### ACTIVITY

Cumulative percentage of contracted UDA delivered 2018 & 2019



Adjusted Scheduled Activity (UDA)		
Month	2018	2019
April	59	92
May	303	177
June	361	240
July	491	
August	577	
September	709	
October	849	
November	1,007	
December	1,070	
January	1,164	
February	1,290	
March	1,323	
April	1,337	
May	1,337	
June	1,337	

### QUALITY

	Quantity	Base Number	Contract	AT	Region	England
% of FP17s for the same patient ID Re-attending within 3 months - Children	11	200	5.5%	9.3%	11.3%	11.5%
% of FP17s for the same patient ID Re-attending within 3 months - Adults	0	5	0.0%	13.6%	14.9%	15.4%
% of FP17s for the same patient ID Re-attending between 3 & 9 months - Children	130	200	65.0%	61.2%	60.0%	58.9%
% of FP17s for the same patient ID Re-attending between 3 & 9 months - Adults	3	5	60.0%	53.1%	52.6%	51.6%
% of FP17s for Band 1 Urgent Courses	4	193	2.1%	7.5%	7.9%	8.9%
% of FP17s Relating to Free Repair or Replacements	0	193	0.0%	0.8%	0.8%	0.8%
% of FP17s Relating to Continuations	0	193	0.0%	0.9%	0.9%	0.9%
% of Patients satisfied with the dentistry they have received	0	0	N/A	93.2%	93.2%	93.2%
% of Patients satisfied with the time they had to wait for an appointment	0	0	N/A	86.5%	89.1%	88.8%

\* This is based on patients treated on this contract for their most recent course of treatment. Figures in italics indicate the base number of FP17s or Patient Questionnaire responses are less than 100. N/A is shown where the base number of responses is less than 10 during the period. % is calculated as Quantity/Base number\*100

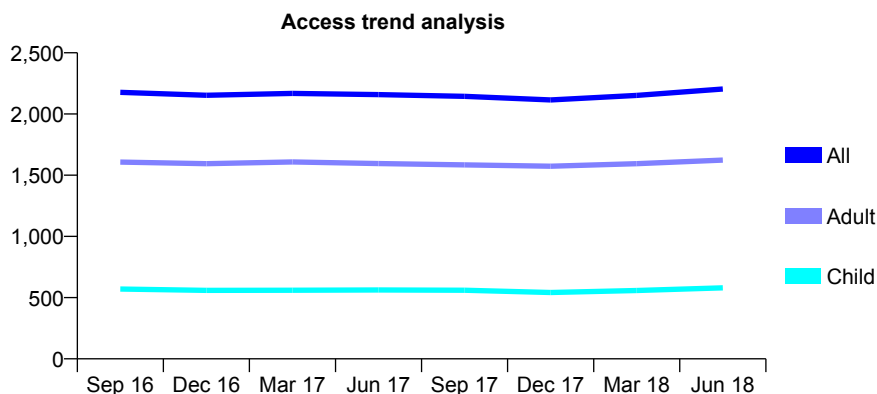
## Q59 - Vital Signs At a Glance Contract Report for 620521/0001 - June 2018

Name or company name	Mr G. S. Bajwa, Mr F. Desai & Mr R. J. Lar
Contract type name	GDS Contract
Purpose of contract	General
Contract start date	01/04/2006
Contract end date	

18/19 Contracted general activity (UDA)	5,900
Carry forward general activity (UDA)	0
18/19 Contracted orthodontic activity (UOA)	0
Carry forward orthodontic activity (UOA)	0
Baseline contract value	£128,030.17

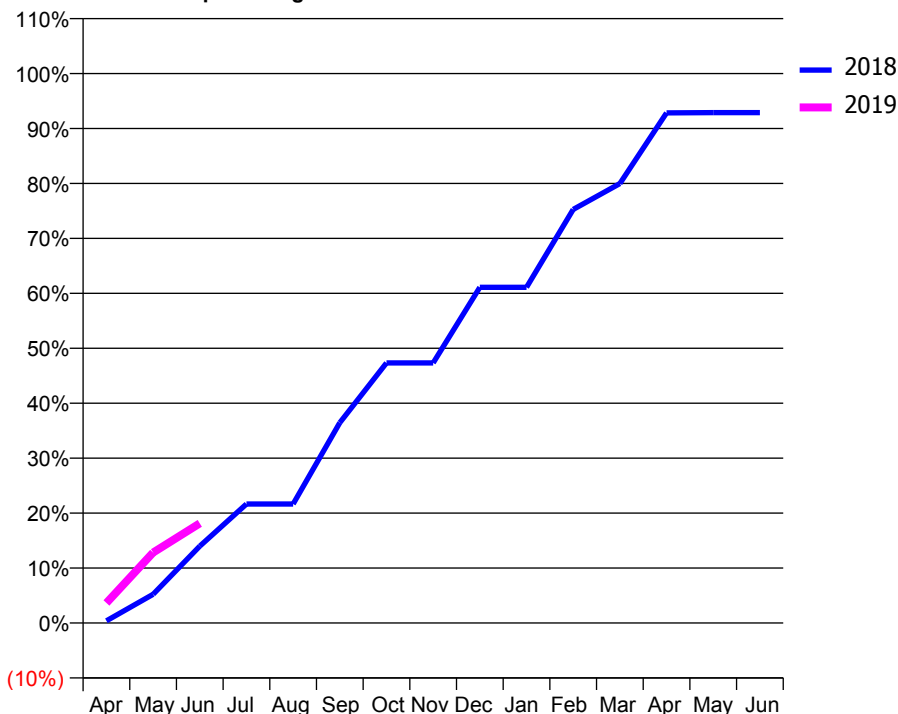
### ACCESS\*

Patients seen in 24 months	Total	Change since previous quarter
Quarter ending June 2017	2,158	
Quarter ending September 2017	2,144	→
Quarter ending December 2017	2,115	↓
Quarter ending March 2018	2,152	→
Quarter ending June 2018	2,204	↑
<b>Variance since June 2017</b>	<b>2.1%</b>	<b>↑</b>



### ACTIVITY

Cumulative percentage of contracted UDA delivered 2018 & 2019



Month	Adjusted Scheduled Activity (UDA)	
	2018	2019
April	24	215
May	309	757
June	826	1,070
July	1,277	
August	1,277	
September	2,152	
October	2,793	
November	2,793	
December	3,604	
January	3,604	
February	4,441	
March	4,719	
April	5,478	
May	5,480	
June	5,480	

### QUALITY

	Quantity	Base Number	Contract	AT	Region	England
% of FP17s for the same patient ID Re-attending within 3 months - Children	19	308	6.2%	9.3%	11.3%	11.5%
% of FP17s for the same patient ID Re-attending within 3 months - Adults	96	840	11.4%	13.6%	14.9%	15.4%
% of FP17s for the same patient ID Re-attending between 3 & 9 months - Children	214	308	69.5%	61.2%	60.0%	58.9%
% of FP17s for the same patient ID Re-attending between 3 & 9 months - Adults	519	840	61.8%	53.1%	52.6%	51.6%
% of FP17s for Band 1 Urgent Courses	35	728	4.8%	7.5%	7.9%	8.9%
% of FP17s Relating to Free Repair or Replacements	1	728	0.1%	0.8%	0.8%	0.8%
% of FP17s Relating to Continuations	4	728	0.5%	0.9%	0.9%	0.9%
% of Patients satisfied with the dentistry they have received	2	2	N/A	93.2%	93.2%	93.2%
% of Patients satisfied with the time they had to wait for an appointment	2	2	N/A	86.5%	89.1%	88.8%

\* This is based on patients treated on this contract for their most recent course of treatment. Figures in italics indicate the base number of FP17s or Patient Questionnaire responses are less than 100. N/A is shown where the base number of responses is less than 10 during the period. % is calculated as Quantity/Base number\*100



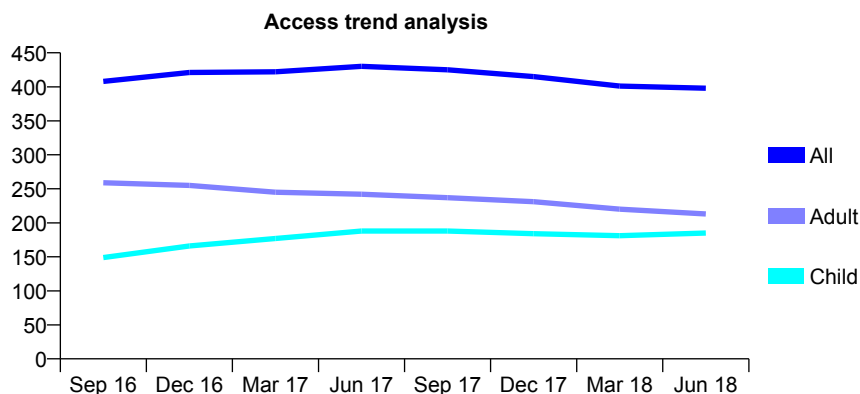
## Q59 - Vital Signs At a Glance Contract Report for 628360/0002 - June 2018

Name or company name	MR R JETHWA
Contract type name	GDS Contract
Purpose of contract	General
Contract start date	03/03/2009
Contract end date	

18/19 Contracted general activity (UDA)	1,072
Carry forward general activity (UDA)	0
18/19 Contracted orthodontic activity (UOA)	0
Carry forward orthodontic activity (UOA)	0
Baseline contract value	£22,072.60

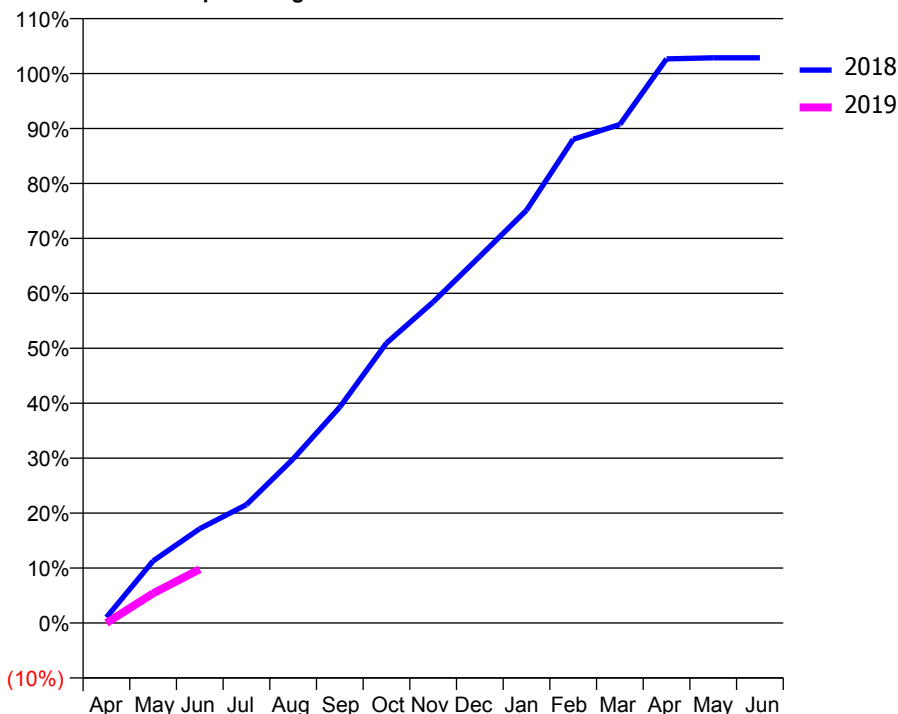
### ACCESS\*

Patients seen in 24 months	Total	Change since previous quarter
Quarter ending June 2017	430	
Quarter ending September 2017	425	↓
Quarter ending December 2017	415	↓
Quarter ending March 2018	401	↓
Quarter ending June 2018	398	→
<b>Variance since June 2017</b>	<b>(7.4%)</b>	<b>↓</b>



### ACTIVITY

Cumulative percentage of contracted UDA delivered 2018 & 2019



Adjusted Scheduled Activity (UDA)

Month	2018	2019
April	11	0
May	121	58
June	184	105
July	231	
August	320	
September	421	
October	546	
November	626	
December	715	
January	805	
February	944	
March	973	
April	1,101	
May	1,103	
June	1,103	

### QUALITY

	Quantity	Base Number	Contract	AT	Region	England
% of FP17s for the same patient ID Re-attending within 3 months - Children	5	73	6.8%	9.3%	11.3%	11.5%
% of FP17s for the same patient ID Re-attending within 3 months - Adults	8	59	13.6%	13.6%	14.9%	15.4%
% of FP17s for the same patient ID Re-attending between 3 & 9 months - Children	44	73	60.3%	61.2%	60.0%	58.9%
% of FP17s for the same patient ID Re-attending between 3 & 9 months - Adults	39	59	66.1%	53.1%	52.6%	51.6%
% of FP17s for Band 1 Urgent Courses	0	77	0.0%	7.5%	7.9%	8.9%
% of FP17s Relating to Free Repair or Replacements	2	77	2.6%	0.8%	0.8%	0.8%
% of FP17s Relating to Continuations	0	77	0.0%	0.9%	0.9%	0.9%
% of Patients satisfied with the dentistry they have received	0	0	N/A	93.2%	93.2%	93.2%
% of Patients satisfied with the time they had to wait for an appointment	0	0	N/A	86.5%	89.1%	88.8%

\* This is based on patients treated on this contract for their most recent course of treatment. Figures in italics indicate the base number of FP17s or Patient Questionnaire responses are less than 100. N/A is shown where the base number of responses is less than 10 during the period. % is calculated as Quantity/Base number\*100

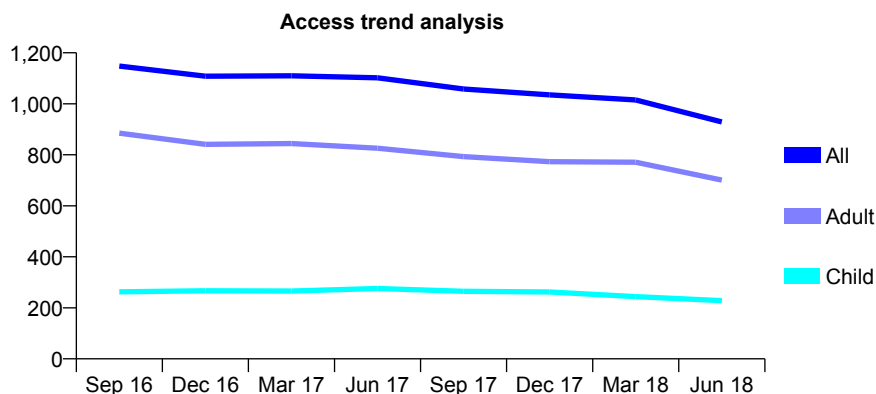
## Q59 - Vital Signs At a Glance Contract Report for 628751/0002 - June 2018

Name or company name	Miss D Mehta
Contract type name	GDS Contract
Purpose of contract	General
Contract start date	02/06/2009
Contract end date	

18/19 Contracted general activity (UDA)	2,609
Carry forward general activity (UDA)	0
18/19 Contracted orthodontic activity (UOA)	0
Carry forward orthodontic activity (UOA)	0
Baseline contract value	£65,498.80

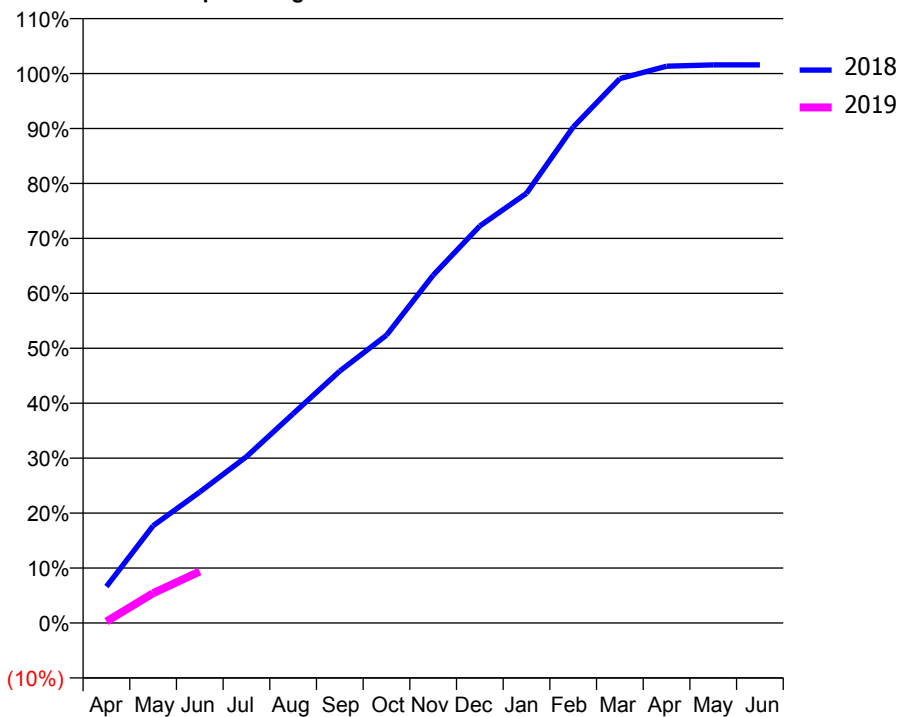
### ACCESS\*

Patients seen in 24 months	Total	Change since previous quarter
Quarter ending June 2017	1,102	
Quarter ending September 2017	1,058	↓
Quarter ending December 2017	1,035	↓
Quarter ending March 2018	1,015	↓
Quarter ending June 2018	929	↓
<b>Variance since June 2017</b>	<b>(15.7%)</b>	<b>↓</b>



### ACTIVITY

Cumulative percentage of contracted UDA delivered 2018 & 2019



Month	Adjusted Scheduled Activity (UDA)	
	2018	2019
April	173	7
May	462	141
June	622	245
July	790	
August	993	
September	1,197	
October	1,367	
November	1,652	
December	1,885	
January	2,040	
February	2,355	
March	2,585	
April	2,644	
May	2,650	
June	2,650	

### QUALITY

	Quantity	Base Number	Contract	AT	Region	England
% of FP17s for the same patient ID Re-attending within 3 months - Children	1	50	2.0%	9.3%	11.3%	11.5%
% of FP17s for the same patient ID Re-attending within 3 months - Adults	7	118	5.9%	13.6%	14.9%	15.4%
% of FP17s for the same patient ID Re-attending between 3 & 9 months - Children	28	50	56.0%	61.2%	60.0%	58.9%
% of FP17s for the same patient ID Re-attending between 3 & 9 months - Adults	51	118	43.2%	53.1%	52.6%	51.6%
% of FP17s for Band 1 Urgent Courses	3	132	2.3%	7.5%	7.9%	8.9%
% of FP17s Relating to Free Repair or Replacements	0	132	0.0%	0.8%	0.8%	0.8%
% of FP17s Relating to Continuations	0	132	0.0%	0.9%	0.9%	0.9%
% of Patients satisfied with the dentistry they have received	5	5	N/A	93.2%	93.2%	93.2%
% of Patients satisfied with the time they had to wait for an appointment	4	5	N/A	86.5%	89.1%	88.8%

\* This is based on patients treated on this contract for their most recent course of treatment. Figures in italics indicate the base number of FP17s or Patient Questionnaire responses are less than 100. N/A is shown where the base number of responses is less than 10 during the period. % is calculated as Quantity/Base number\*100

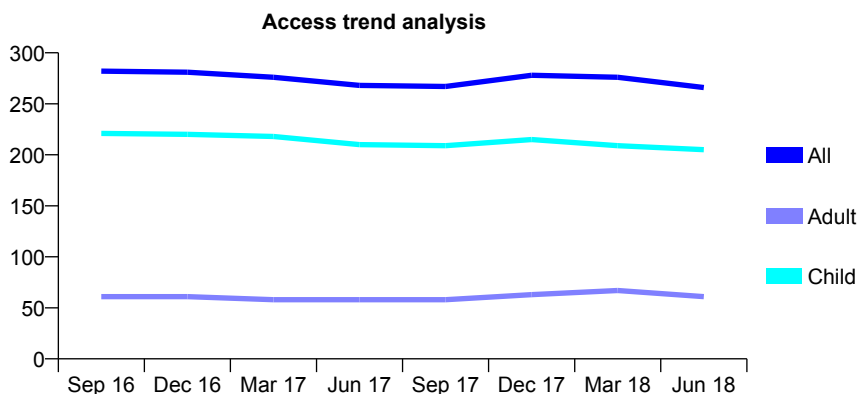
## Q59 - Vital Signs At a Glance Contract Report for 630772/0001 - June 2018

Name or company name	C Storry, M Hamburger & R Sadler
Contract type name	GDS Contract
Purpose of contract	General
Contract start date	01/04/2006
Contract end date	

18/19 Contracted general activity (UDA)	550
Carry forward general activity (UDA)	0
18/19 Contracted orthodontic activity (UOA)	0
Carry forward orthodontic activity (UOA)	0
Baseline contract value	£12,269.54

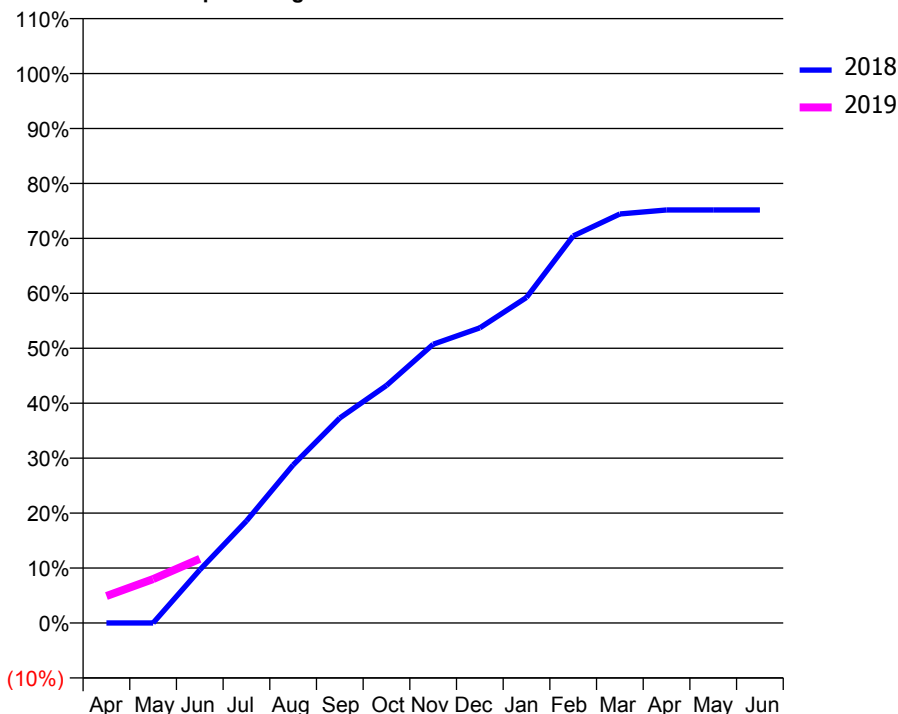
### ACCESS\*

Patients seen in 24 months	Total	Change since previous quarter
Quarter ending June 2017	268	
Quarter ending September 2017	267	→
Quarter ending December 2017	278	↑
Quarter ending March 2018	276	→
Quarter ending June 2018	266	↓
<b>Variance since June 2017</b>	<b>(0.7%)</b>	<b>→</b>



### ACTIVITY

Cumulative percentage of contracted UDA delivered 2018 & 2019



Adjusted Scheduled Activity (UDA)

Month	2018	2019
April	0	27
May	0	44
June	53	64
July	102	
August	158	
September	205	
October	238	
November	279	
December	295	
January	326	
February	387	
March	409	
April	413	
May	413	
June	413	

### QUALITY

	Quantity	Base Number	Contract	AT	Region	England
% of FP17s for the same patient ID Re-attending within 3 months - Children	3	51	5.9%	9.3%	11.3%	11.5%
% of FP17s for the same patient ID Re-attending within 3 months - Adults	0	7	0.0%	13.6%	14.9%	15.4%
% of FP17s for the same patient ID Re-attending between 3 & 9 months - Children	29	51	56.9%	61.2%	60.0%	58.9%
% of FP17s for the same patient ID Re-attending between 3 & 9 months - Adults	6	7	85.7%	53.1%	52.6%	51.6%
% of FP17s for Band 1 Urgent Courses	1	54	1.9%	7.5%	7.9%	8.9%
% of FP17s Relating to Free Repair or Replacements	0	54	0.0%	0.8%	0.8%	0.8%
% of FP17s Relating to Continuations	0	54	0.0%	0.9%	0.9%	0.9%
% of Patients satisfied with the dentistry they have received	0	0	N/A	93.2%	93.2%	93.2%
% of Patients satisfied with the time they had to wait for an appointment	0	0	N/A	86.5%	89.1%	88.8%

\* This is based on patients treated on this contract for their most recent course of treatment. Figures in italics indicate the base number of FP17s or Patient Questionnaire responses are less than 100. N/A is shown where the base number of responses is less than 10 during the period. % is calculated as Quantity/Base number\*100

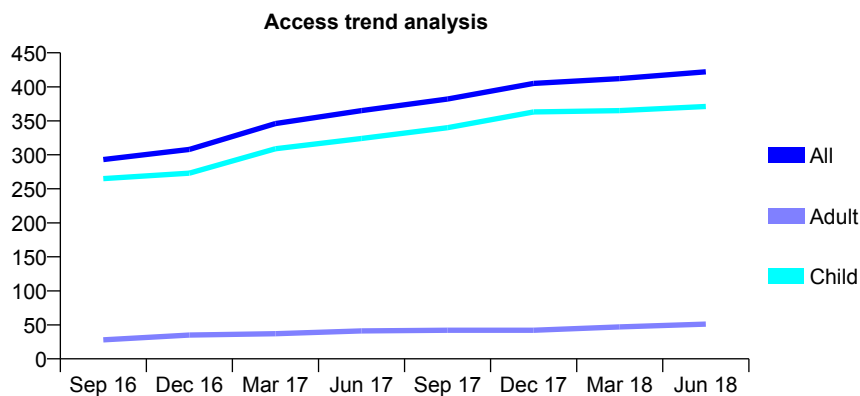
## Q59 - Vital Signs At a Glance Contract Report for 651761/0001 - June 2018

Name or company name	Mr S Kotecha and Mrs L Kotecha
Contract type name	GDS Contract
Purpose of contract	General
Contract start date	01/04/2006
Contract end date	

18/19 Contracted general activity (UDA)	796
Carry forward general activity (UDA)	0
18/19 Contracted orthodontic activity (UOA)	0
Carry forward orthodontic activity (UOA)	0
Baseline contract value	£19,940.85

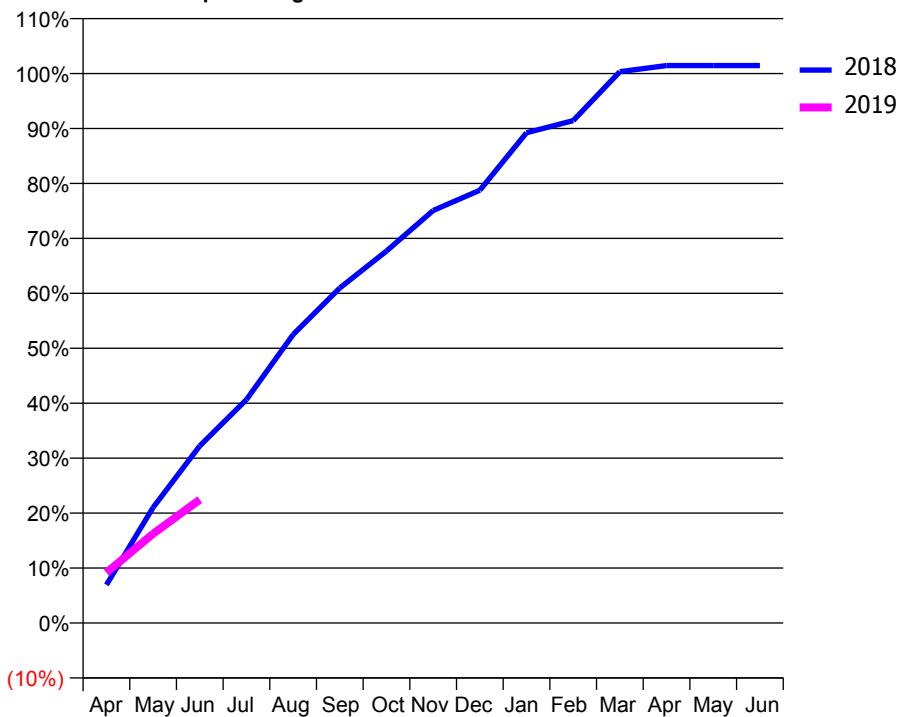
### ACCESS\*

Patients seen in 24 months	Total	Change since previous quarter
Quarter ending June 2017	365	
Quarter ending September 2017	382	↑
Quarter ending December 2017	405	↑
Quarter ending March 2018	412	→
Quarter ending June 2018	422	↑
<b>Variance since June 2017</b>	<b>15.6%</b>	<b>↑</b>



### ACTIVITY

Cumulative percentage of contracted UDA delivered 2018 & 2019



Adjusted Scheduled Activity (UDA)

Month	2018	2019
April	55	73
May	167	129
June	257	179
July	324	
August	418	
September	485	
October	539	
November	598	
December	627	
January	710	
February	728	
March	799	
April	808	
May	808	
June	808	

### QUALITY

	Quantity	Base Number	Contract	AT	Region	England
% of FP17s for the same patient ID Re-attending within 3 months - Children	6	160	3.8%	9.3%	11.3%	11.5%
% of FP17s for the same patient ID Re-attending within 3 months - Adults	0	7	0.0%	13.6%	14.9%	15.4%
% of FP17s for the same patient ID Re-attending between 3 & 9 months - Children	113	160	70.6%	61.2%	60.0%	58.9%
% of FP17s for the same patient ID Re-attending between 3 & 9 months - Adults	5	7	71.4%	53.1%	52.6%	51.6%
% of FP17s for Band 1 Urgent Courses	4	160	2.5%	7.5%	7.9%	8.9%
% of FP17s Relating to Free Repair or Replacements	0	160	0.0%	0.8%	0.8%	0.8%
% of FP17s Relating to Continuations	0	160	0.0%	0.9%	0.9%	0.9%
% of Patients satisfied with the dentistry they have received	0	0	N/A	93.2%	93.2%	93.2%
% of Patients satisfied with the time they had to wait for an appointment	0	0	N/A	86.5%	89.1%	88.8%

\* This is based on patients treated on this contract for their most recent course of treatment. Figures in italics indicate the base number of FP17s or Patient Questionnaire responses are less than 100. N/A is shown where the base number of responses is less than 10 during the period. % is calculated as Quantity/Base number\*100

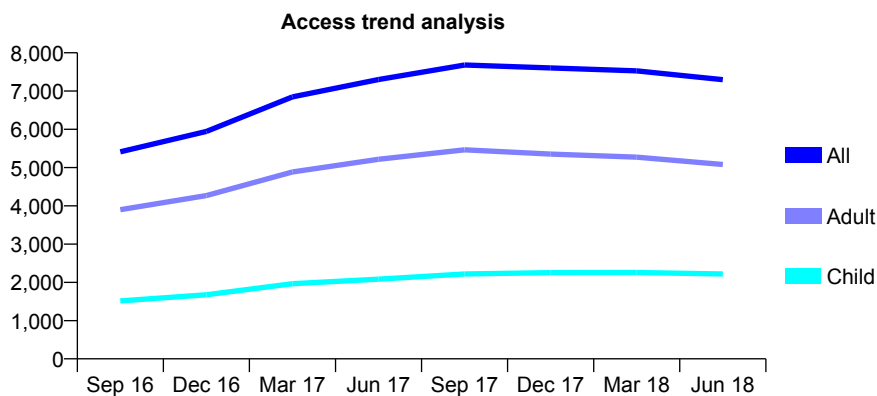
## Q59 - Vital Signs At a Glance Contract Report for 654353/0002 - June 2018

Name or company name	MR S CHANDARANA
Contract type name	GDS Contract
Purpose of contract	General
Contract start date	01/10/2015
Contract end date	

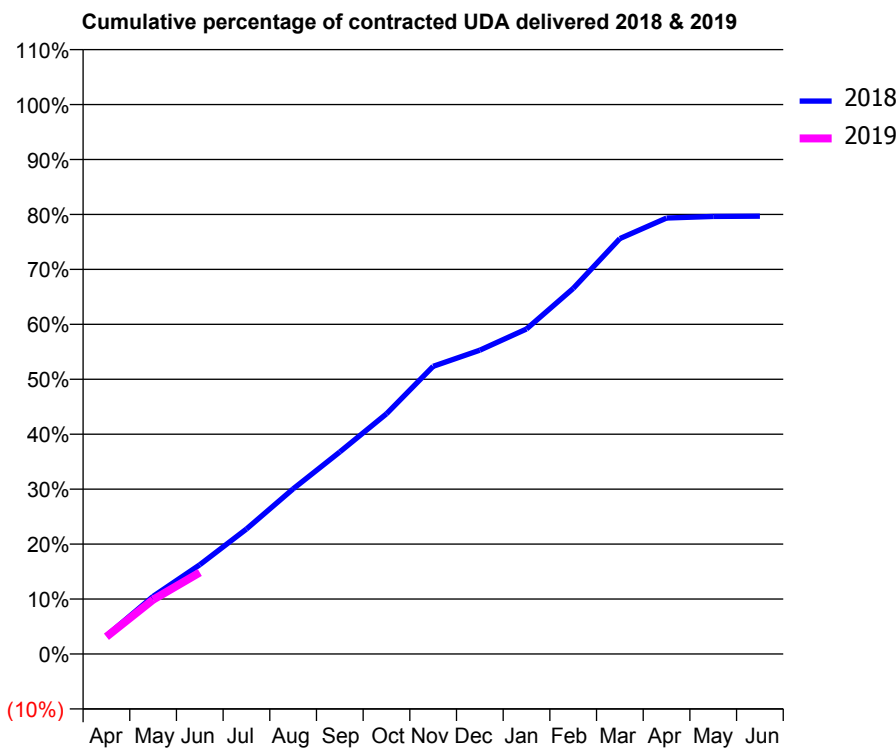
18/19 Contracted general activity (UDA)	24,983
Carry forward general activity (UDA)	0
18/19 Contracted orthodontic activity (UOA)	0
Carry forward orthodontic activity (UOA)	0
Baseline contract value	£597,346.16

### ACCESS\*

Patients seen in 24 months	Total	Change since previous quarter
Quarter ending June 2017	7,302	
Quarter ending September 2017	7,682	↑
Quarter ending December 2017	7,606	→
Quarter ending March 2018	7,528	↓
Quarter ending June 2018	7,297	↓
<b>Variance since June 2017</b>	<b>(0.1%)</b>	→



### ACTIVITY



Month	Adjusted Scheduled Activity (UDA)	
	2018	2019
April	830	785
May	2,623	2,473
June	4,058	3,709
July	5,684	
August	7,506	
September	9,190	
October	10,919	
November	13,083	
December	13,811	
January	14,778	
February	16,618	
March	18,887	
April	19,821	
May	19,895	
June	19,909	

### QUALITY

	Quantity	Base Number	Contract	AT	Region	England
% of FP17s for the same patient ID Re-attending within 3 months - Children	68	880	7.7%	9.3%	11.3%	11.5%
% of FP17s for the same patient ID Re-attending within 3 months - Adults	201	1,486	13.5%	13.6%	14.9%	15.4%
% of FP17s for the same patient ID Re-attending between 3 & 9 months - Children	444	880	50.5%	61.2%	60.0%	58.9%
% of FP17s for the same patient ID Re-attending between 3 & 9 months - Adults	616	1,486	41.5%	53.1%	52.6%	51.6%
% of FP17s for Band 1 Urgent Courses	143	1,811	7.9%	7.5%	7.9%	8.9%
% of FP17s Relating to Free Repair or Replacements	4	1,811	0.2%	0.8%	0.8%	0.8%
% of FP17s Relating to Continuations	17	1,811	0.9%	0.9%	0.9%	0.9%
% of Patients satisfied with the dentistry they have received	7	7	N/A	93.2%	93.2%	93.2%
% of Patients satisfied with the time they had to wait for an appointment	5	7	N/A	86.5%	89.1%	88.8%

\* This is based on patients treated on this contract for their most recent course of treatment. Figures in italics indicate the base number of FP17s or Patient Questionnaire responses are less than 100. N/A is shown where the base number of responses is less than 10 during the period. % is calculated as Quantity/Base number\*100

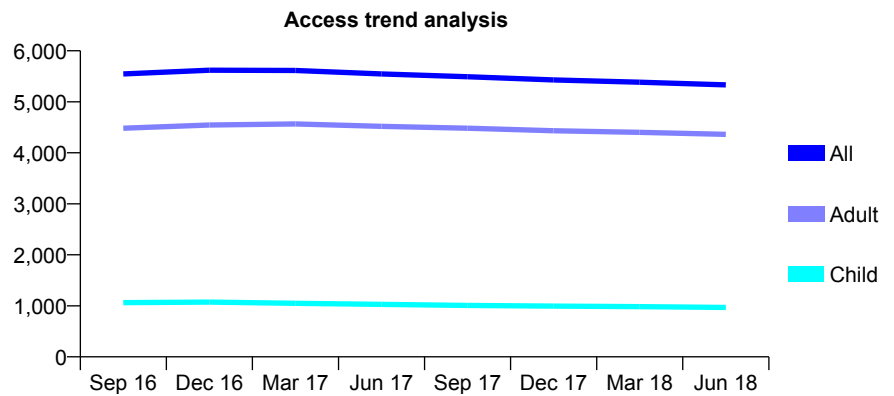
## Q59 - Vital Signs At a Glance Contract Report for 678414/0001 - June 2018

Name or company name	MR RN HARTZENBERG
Contract type name	GDS Contract
Purpose of contract	General
Contract start date	01/04/2006
Contract end date	

18/19 Contracted general activity (UDA)	19,500
Carry forward general activity (UDA)	0
18/19 Contracted orthodontic activity (UOA)	0
Carry forward orthodontic activity (UOA)	0
Baseline contract value	£528,424.31

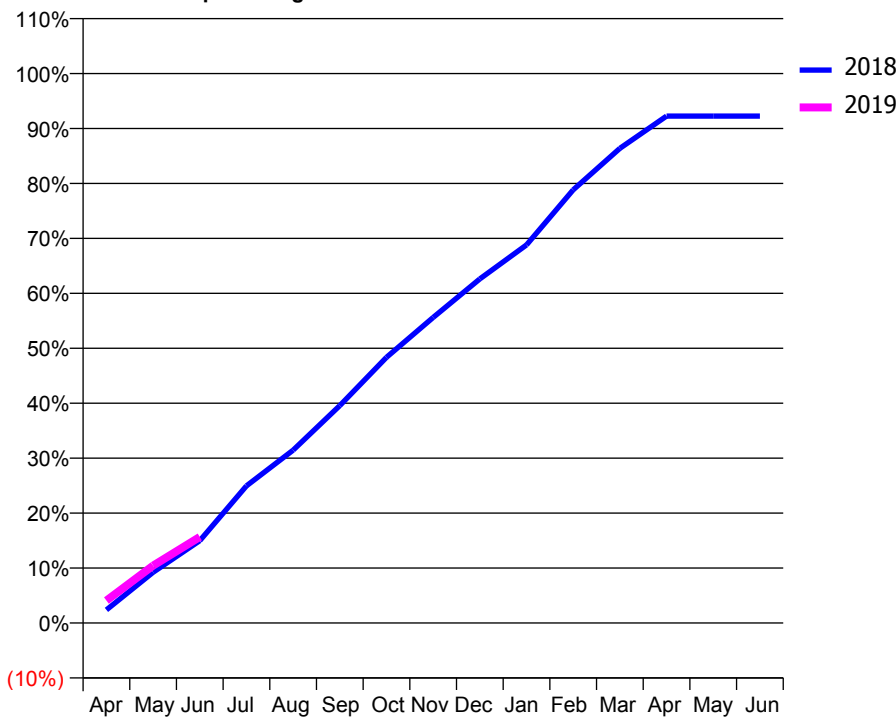
### ACCESS\*

Patients seen in 24 months	Total	Change since previous quarter
Quarter ending June 2017	5,547	
Quarter ending September 2017	5,491	↓
Quarter ending December 2017	5,429	↓
Quarter ending March 2018	5,384	→
Quarter ending June 2018	5,332	→
<b>Variance since June 2017</b>	<b>(3.9%)</b>	<b>↓</b>



### ACTIVITY

Cumulative percentage of contracted UDA delivered 2018 & 2019



Month	Adjusted Scheduled Activity (UDA)	
	2018	2019
April	480	800
May	1,849	2,036
June	2,999	3,054
July	4,990	
August	6,295	
September	7,916	
October	9,669	
November	11,121	
December	12,526	
January	13,764	
February	15,767	
March	17,277	
April	18,451	
May	18,451	
June	18,451	

### QUALITY

	Quantity	Base Number	Contract	AT	Region	England
% of FP17s for the same patient ID Re-attending within 3 months - Children	34	396	8.6%	9.3%	11.3%	11.5%
% of FP17s for the same patient ID Re-attending within 3 months - Adults	343	1,726	19.9%	13.6%	14.9%	15.4%
% of FP17s for the same patient ID Re-attending between 3 & 9 months - Children	274	396	69.2%	61.2%	60.0%	58.9%
% of FP17s for the same patient ID Re-attending between 3 & 9 months - Adults	1,043	1,726	60.4%	53.1%	52.6%	51.6%
% of FP17s for Band 1 Urgent Courses	147	1,735	8.5%	7.5%	7.9%	8.9%
% of FP17s Relating to Free Repair or Replacements	18	1,735	1.0%	0.8%	0.8%	0.8%
% of FP17s Relating to Continuations	44	1,735	2.5%	0.9%	0.9%	0.9%
% of Patients satisfied with the dentistry they have received	7	7	N/A	93.2%	93.2%	93.2%
% of Patients satisfied with the time they had to wait for an appointment	7	7	N/A	86.5%	89.1%	88.8%

\* This is based on patients treated on this contract for their most recent course of treatment. Figures in italics indicate the base number of FP17s or Patient Questionnaire responses are less than 100. N/A is shown where the base number of responses is less than 10 during the period. % is calculated as Quantity/Base number\*100

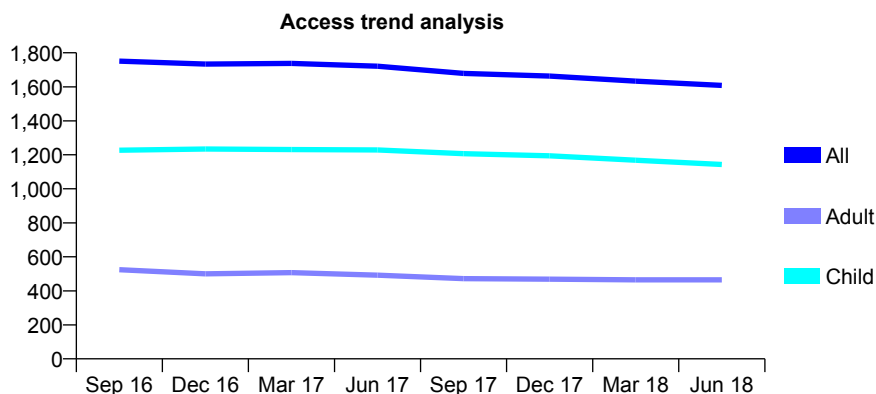
## Q59 - Vital Signs At a Glance Contract Report for 684619/0003 - June 2018

Name or company name	MR A CHAMPANERI
Contract type name	GDS Contract
Purpose of contract	General
Contract start date	01/04/2009
Contract end date	

18/19 Contracted general activity (UDA)	3,000
Carry forward general activity (UDA)	0
18/19 Contracted orthodontic activity (UOA)	0
Carry forward orthodontic activity (UOA)	0
Baseline contract value	£68,774.16

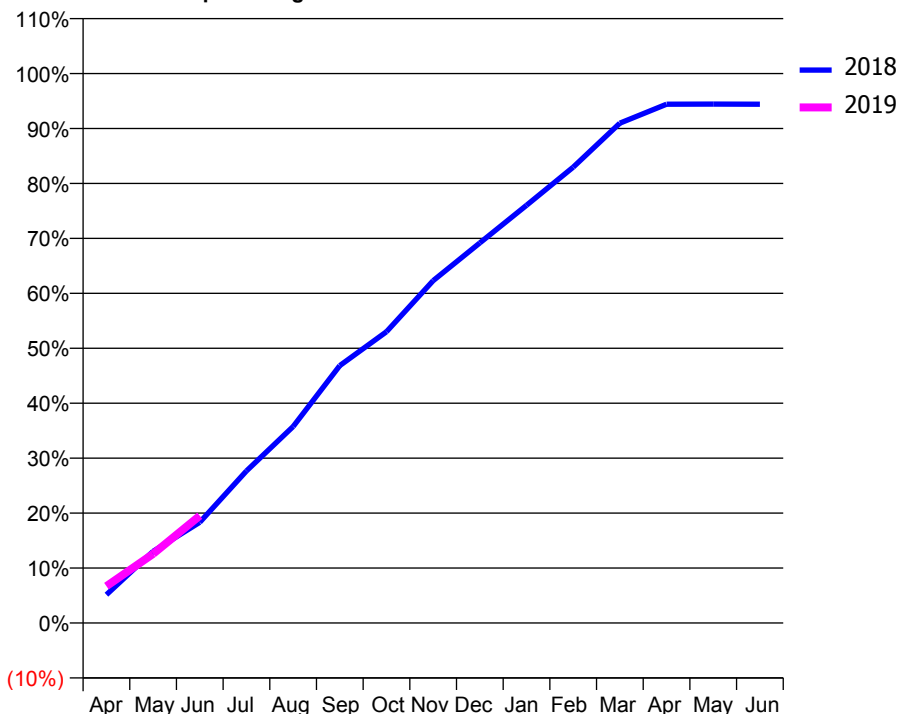
### ACCESS\*

Patients seen in 24 months	Total	Change since previous quarter
Quarter ending June 2017	1,721	
Quarter ending September 2017	1,679	↓
Quarter ending December 2017	1,663	→
Quarter ending March 2018	1,633	↓
Quarter ending June 2018	1,608	↓
<b>Variance since June 2017</b>	<b>(6.6%)</b>	<b>↓</b>



### ACTIVITY

Cumulative percentage of contracted UDA delivered 2018 & 2019



Month	Adjusted Scheduled Activity (UDA)	
	2018	2019
April	154	201
May	391	378
June	550	585
July	830	
August	1,073	
September	1,405	
October	1,591	
November	1,869	
December	2,075	
January	2,280	
February	2,489	
March	2,729	
April	2,832	
May	2,833	
June	2,832	

### QUALITY

	Quantity	Base Number	Contract	AT	Region	England
% of FP17s for the same patient ID Re-attending within 3 months - Children	24	448	5.4%	9.3%	11.3%	11.5%
% of FP17s for the same patient ID Re-attending within 3 months - Adults	24	133	18.0%	13.6%	14.9%	15.4%
% of FP17s for the same patient ID Re-attending between 3 & 9 months - Children	317	448	70.8%	61.2%	60.0%	58.9%
% of FP17s for the same patient ID Re-attending between 3 & 9 months - Adults	60	133	45.1%	53.1%	52.6%	51.6%
% of FP17s for Band 1 Urgent Courses	17	364	4.7%	7.5%	7.9%	8.9%
% of FP17s Relating to Free Repair or Replacements	0	364	0.0%	0.8%	0.8%	0.8%
% of FP17s Relating to Continuations	2	364	0.5%	0.9%	0.9%	0.9%
% of Patients satisfied with the dentistry they have received	0	0	N/A	93.2%	93.2%	93.2%
% of Patients satisfied with the time they had to wait for an appointment	0	0	N/A	86.5%	89.1%	88.8%

\* This is based on patients treated on this contract for their most recent course of treatment. Figures in italics indicate the base number of FP17s or Patient Questionnaire responses are less than 100. N/A is shown where the base number of responses is less than 10 during the period. % is calculated as Quantity/Base number\*100

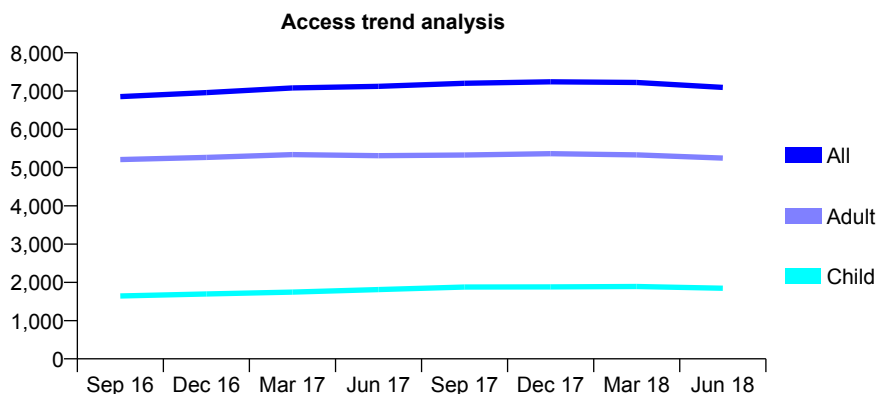
## Q59 - Vital Signs At a Glance Contract Report for 690732/0001 - June 2018

Name or company name	MR B PARMAR
Contract type name	GDS Contract
Purpose of contract	General
Contract start date	01/02/2014
Contract end date	

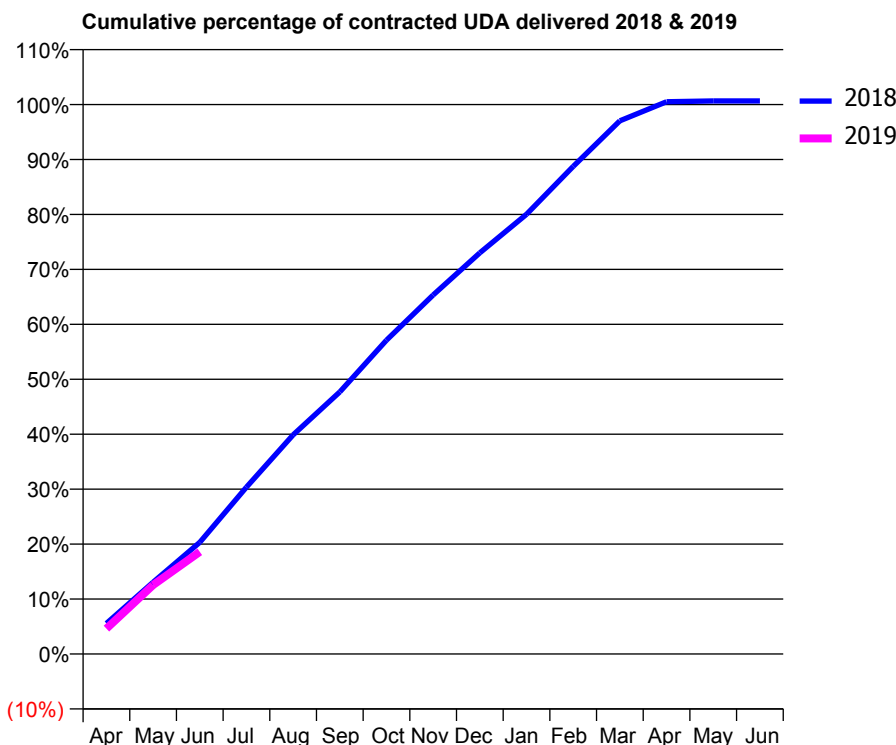
18/19 Contracted general activity (UDA)	18,170
Carry forward general activity (UDA)	0
18/19 Contracted orthodontic activity (UOA)	0
Carry forward orthodontic activity (UOA)	0
Baseline contract value	£399,528.03

### ACCESS\*

Patients seen in 24 months	Total	Change since previous quarter
Quarter ending June 2017	7,122	
Quarter ending September 2017	7,205	→
Quarter ending December 2017	7,241	→
Quarter ending March 2018	7,223	→
Quarter ending June 2018	7,094	↓
<b>Variance since June 2017</b>	<b>(0.4%)</b>	→



### ACTIVITY



Month	Adjusted Scheduled Activity (UDA)	
	2018	2019
April	1,011	840
May	2,374	2,284
June	3,692	3,382
July	5,519	
August	7,248	
September	8,669	
October	10,379	
November	11,872	
December	13,267	
January	14,540	
February	16,123	
March	17,629	
April	18,259	
May	18,287	
June	18,288	

### QUALITY

	Quantity	Base Number	Contract	AT	Region	England
% of FP17s for the same patient ID Re-attending within 3 months - Children	16	548	2.9%	9.3%	11.3%	11.5%
% of FP17s for the same patient ID Re-attending within 3 months - Adults	129	1,411	9.1%	13.6%	14.9%	15.4%
% of FP17s for the same patient ID Re-attending between 3 & 9 months - Children	293	548	53.5%	61.2%	60.0%	58.9%
% of FP17s for the same patient ID Re-attending between 3 & 9 months - Adults	627	1,411	44.4%	53.1%	52.6%	51.6%
% of FP17s for Band 1 Urgent Courses	83	1,644	5.0%	7.5%	7.9%	8.9%
% of FP17s Relating to Free Repair or Replacements	23	1,644	1.4%	0.8%	0.8%	0.8%
% of FP17s Relating to Continuations	17	1,644	1.0%	0.9%	0.9%	0.9%
% of Patients satisfied with the dentistry they have received	7	7	N/A	93.2%	93.2%	93.2%
% of Patients satisfied with the time they had to wait for an appointment	6	7	N/A	86.5%	89.1%	88.8%

\* This is based on patients treated on this contract for their most recent course of treatment. Figures in italics indicate the base number of FP17s or Patient Questionnaire responses are less than 100. N/A is shown where the base number of responses is less than 10 during the period. % is calculated as Quantity/Base number\*100



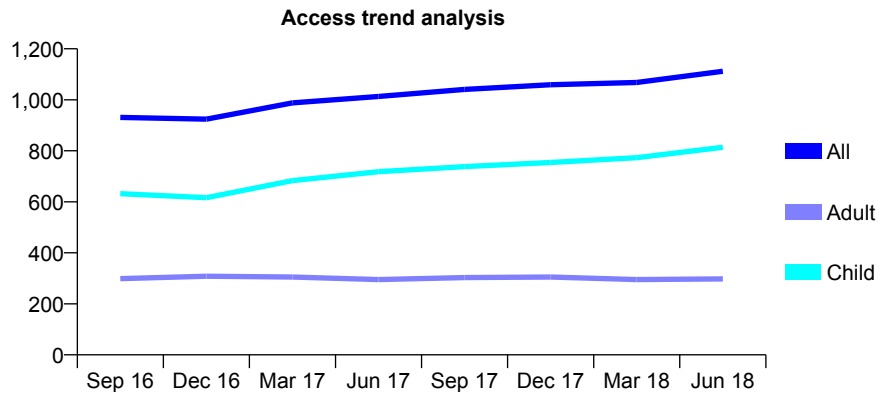
## Q59 - Vital Signs At a Glance Contract Report for 690899/0001 - June 2018

Name or company name	MR A MOOSAJEE
Contract type name	GDS Contract
Purpose of contract	General
Contract start date	03/09/2014
Contract end date	

18/19 Contracted general activity (UDA)	2,819
Carry forward general activity (UDA)	0
18/19 Contracted orthodontic activity (UOA)	0
Carry forward orthodontic activity (UOA)	0
Baseline contract value	£61,376.70

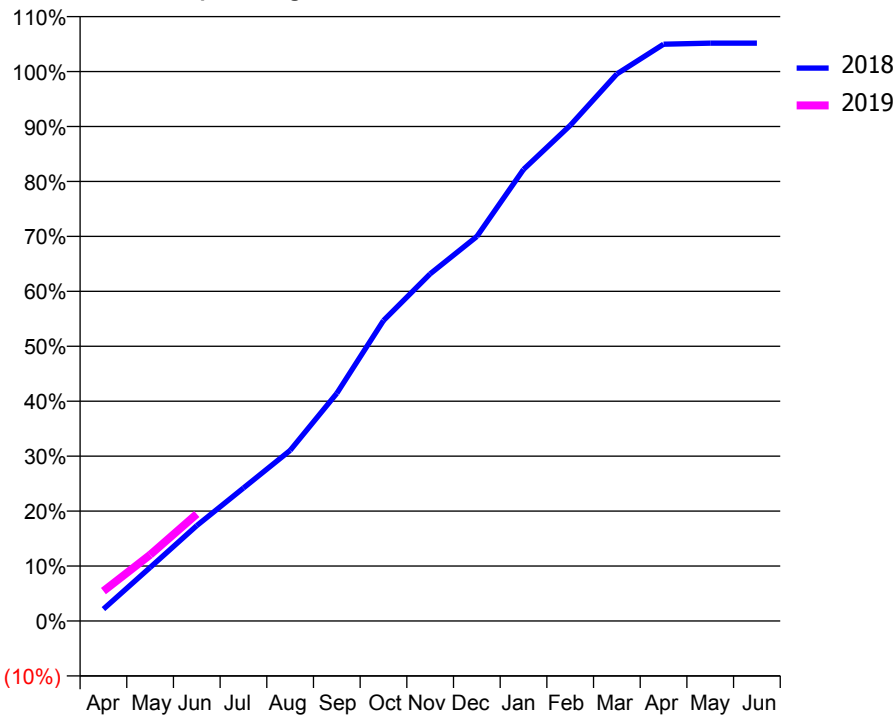
### ACCESS\*

Patients seen in 24 months	Total	Change since previous quarter
Quarter ending June 2017	1,013	
Quarter ending September 2017	1,041	↑
Quarter ending December 2017	1,059	→
Quarter ending March 2018	1,068	→
Quarter ending June 2018	1,112	↑
<b>Variance since June 2017</b>	<b>9.8%</b>	<b>↑</b>



### ACTIVITY

Cumulative percentage of contracted UDA delivered 2018 & 2019



Month	Adjusted Scheduled Activity (UDA)	
	2018	2019
April	61	154
May	275	339
June	490	549
July	683	
August	876	
September	1,168	
October	1,542	
November	1,781	
December	1,973	
January	2,317	
February	2,542	
March	2,807	
April	2,959	
May	2,965	
June	2,965	

### QUALITY

	Quantity	Base Number	Contract	AT	Region	England
% of FP17s for the same patient ID Re-attending within 3 months - Children	30	305	9.8%	9.3%	11.3%	11.5%
% of FP17s for the same patient ID Re-attending within 3 months - Adults	16	88	18.2%	13.6%	14.9%	15.4%
% of FP17s for the same patient ID Re-attending between 3 & 9 months - Children	169	305	55.4%	61.2%	60.0%	58.9%
% of FP17s for the same patient ID Re-attending between 3 & 9 months - Adults	51	88	58.0%	53.1%	52.6%	51.6%
% of FP17s for Band 1 Urgent Courses	9	286	3.1%	7.5%	7.9%	8.9%
% of FP17s Relating to Free Repair or Replacements	0	286	0.0%	0.8%	0.8%	0.8%
% of FP17s Relating to Continuations	0	286	0.0%	0.9%	0.9%	0.9%
% of Patients satisfied with the dentistry they have received	0	0	N/A	93.2%	93.2%	93.2%
% of Patients satisfied with the time they had to wait for an appointment	0	0	N/A	86.5%	89.1%	88.8%

\* This is based on patients treated on this contract for their most recent course of treatment. Figures in italics indicate the base number of FP17s or Patient Questionnaire responses are less than 100. N/A is shown where the base number of responses is less than 10 during the period. % is calculated as Quantity/Base number\*100

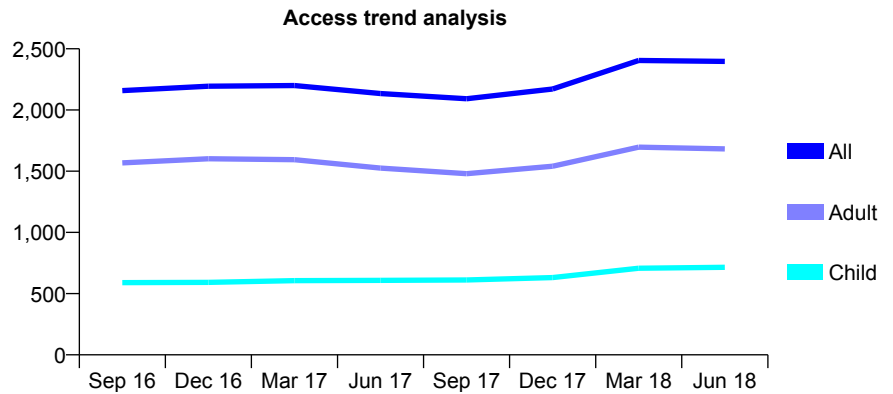
## Q59 - Vital Signs At a Glance Contract Report for 704997/0001 - June 2018

Name or company name	Mr M Hamburger and Mrs R P Sadler
Contract type name	GDS Contract
Purpose of contract	General and Orthodontic
Contract start date	29/08/2011
Contract end date	

18/19 Contracted general activity (UDA)	5,896
Carry forward general activity (UDA)	0
18/19 Contracted orthodontic activity (UOA)	0
Carry forward orthodontic activity (UOA)	0
Baseline contract value	£116,198.72

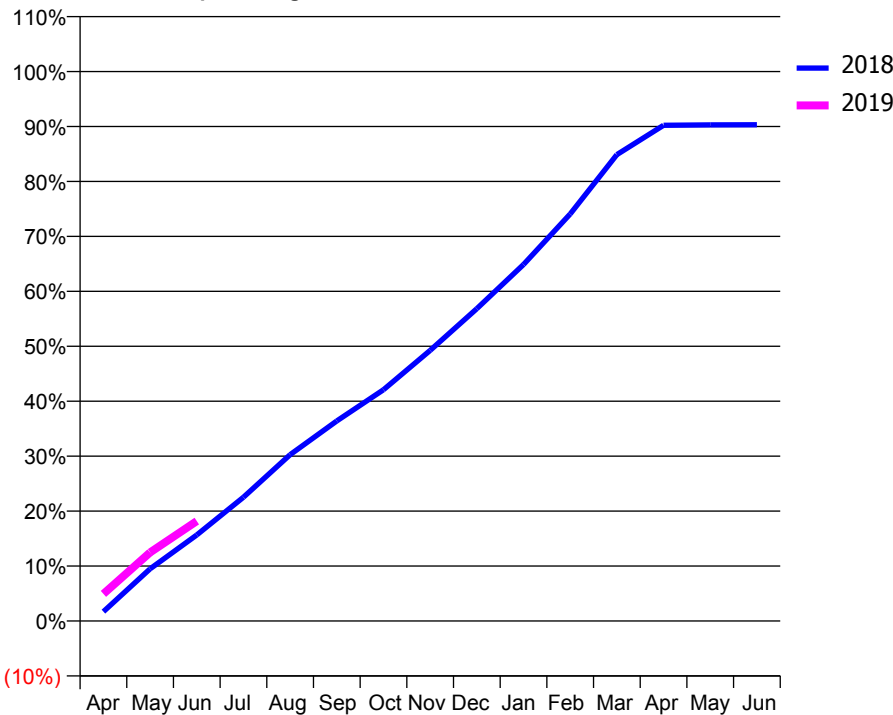
### ACCESS\*

Patients seen in 24 months	Total	Change since previous quarter
Quarter ending June 2017	2,134	
Quarter ending September 2017	2,092	↓
Quarter ending December 2017	2,172	↑
Quarter ending March 2018	2,405	↑
Quarter ending June 2018	2,397	→
<b>Variance since June 2017</b>	<b>12.3%</b>	<b>↑</b>



### ACTIVITY

Cumulative percentage of contracted UDA delivered 2018 & 2019



Month	Adjusted Scheduled Activity (UDA)	
	2018	2019
April	101	291
May	560	737
June	923	1,072
July	1,328	
August	1,785	
September	2,146	
October	2,482	
November	2,904	
December	3,351	
January	3,825	
February	4,367	
March	5,004	
April	5,320	
May	5,324	
June	5,325	

### QUALITY

	Quantity	Base Number	Contract	AT	Region	England
% of FP17s for the same patient ID Re-attending within 3 months - Children	27	263	10.3%	9.3%	11.3%	11.5%
% of FP17s for the same patient ID Re-attending within 3 months - Adults	83	582	14.3%	13.6%	14.9%	15.4%
% of FP17s for the same patient ID Re-attending between 3 & 9 months - Children	124	263	47.1%	61.2%	60.0%	58.9%
% of FP17s for the same patient ID Re-attending between 3 & 9 months - Adults	282	582	48.5%	53.1%	52.6%	51.6%
% of FP17s for Band 1 Urgent Courses	51	636	8.0%	7.5%	7.9%	8.9%
% of FP17s Relating to Free Repair or Replacements	7	636	1.1%	0.8%	0.8%	0.8%
% of FP17s Relating to Continuations	2	636	0.3%	0.9%	0.9%	0.9%
% of Patients satisfied with the dentistry they have received	1	1	N/A	93.2%	93.2%	93.2%
% of Patients satisfied with the time they had to wait for an appointment	1	1	N/A	86.5%	89.1%	88.8%

\* This is based on patients treated on this contract for their most recent course of treatment. Figures in italics indicate the base number of FP17s or Patient Questionnaire responses are less than 100. N/A is shown where the base number of responses is less than 10 during the period. % is calculated as Quantity/Base number\*100

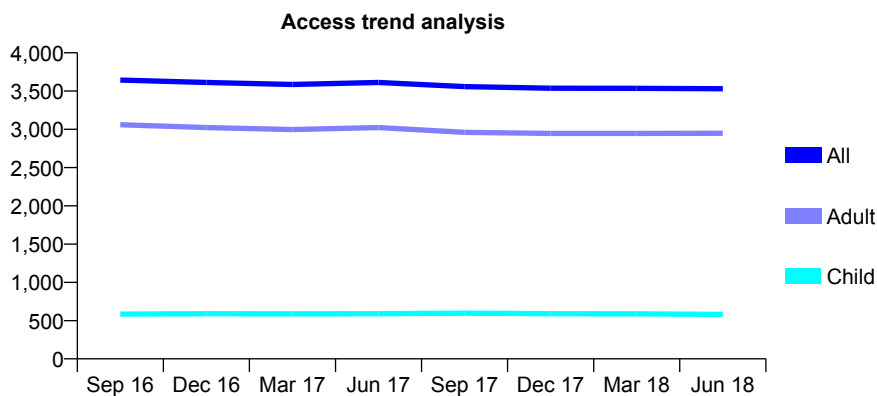
## Q59 - Vital Signs At a Glance Contract Report for 724521/0001 - June 2018

Name or company name	MR PM BALDOCK
Contract type name	GDS Contract
Purpose of contract	General
Contract start date	01/04/2006
Contract end date	

18/19 Contracted general activity (UDA)	9,620
Carry forward general activity (UDA)	0
18/19 Contracted orthodontic activity (UOA)	0
Carry forward orthodontic activity (UOA)	0
Baseline contract value	£214,470.79

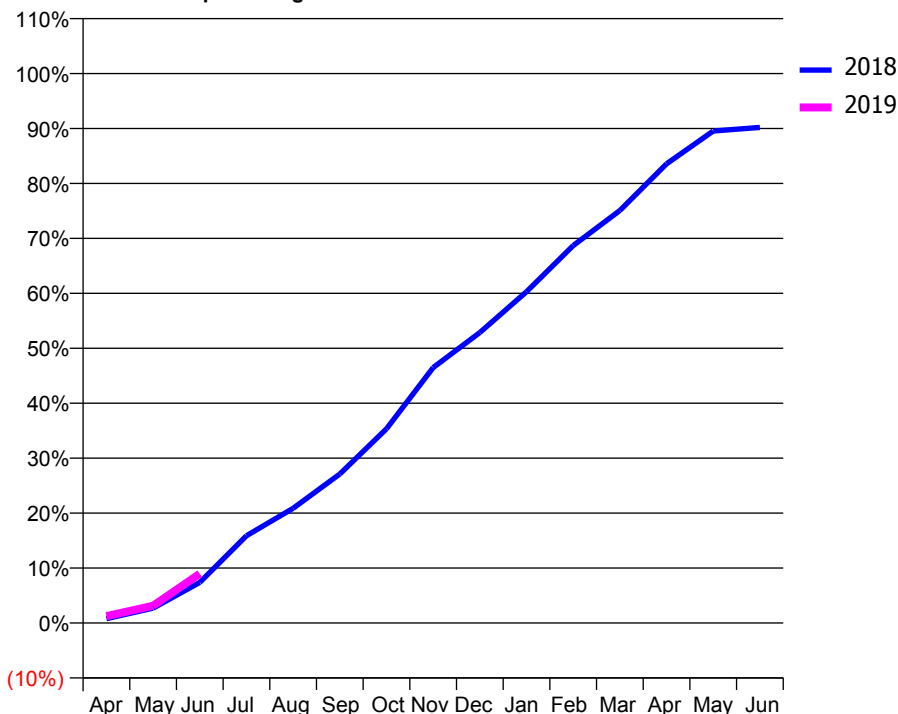
### ACCESS\*

Patients seen in 24 months	Total	Change since previous quarter
Quarter ending June 2017	3,613	
Quarter ending September 2017	3,558	↓
Quarter ending December 2017	3,537	→
Quarter ending March 2018	3,535	→
Quarter ending June 2018	3,531	→
<b>Variance since June 2017</b>	<b>(2.3%)</b>	<b>↓</b>



### ACTIVITY

Cumulative percentage of contracted UDA delivered 2018 & 2019



Adjusted Scheduled Activity (UDA)

Month	2018	2019
April	75	121
May	259	302
June	711	863
July	1,528	
August	2,008	
September	2,609	
October	3,400	
November	4,471	
December	5,086	
January	5,801	
February	6,609	
March	7,223	
April	8,039	
May	8,613	
June	8,676	

### QUALITY

	Quantity	Base Number	Contract	AT	Region	England
% of FP17s for the same patient ID Re-attending within 3 months - Children	11	237	4.6%	9.3%	11.3%	11.5%
% of FP17s for the same patient ID Re-attending within 3 months - Adults	140	1,318	10.6%	13.6%	14.9%	15.4%
% of FP17s for the same patient ID Re-attending between 3 & 9 months - Children	187	237	78.9%	61.2%	60.0%	58.9%
% of FP17s for the same patient ID Re-attending between 3 & 9 months - Adults	894	1,318	67.8%	53.1%	52.6%	51.6%
% of FP17s for Band 1 Urgent Courses	19	628	3.0%	7.5%	7.9%	8.9%
% of FP17s Relating to Free Repair or Replacements	2	628	0.3%	0.8%	0.8%	0.8%
% of FP17s Relating to Continuations	3	628	0.5%	0.9%	0.9%	0.9%
% of Patients satisfied with the dentistry they have received	8	8	N/A	93.2%	93.2%	93.2%
% of Patients satisfied with the time they had to wait for an appointment	8	8	N/A	86.5%	89.1%	88.8%

\* This is based on patients treated on this contract for their most recent course of treatment. Figures in italics indicate the base number of FP17s or Patient Questionnaire responses are less than 100. N/A is shown where the base number of responses is less than 10 during the period. % is calculated as Quantity/Base number\*100

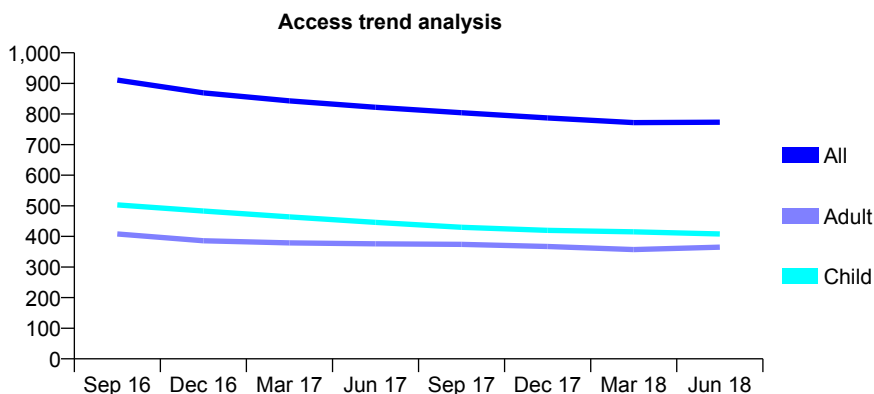
## Q59 - Vital Signs At a Glance Contract Report for 736414/0001 - June 2018

Name or company name	MR P PATEL
Contract type name	GDS Contract
Purpose of contract	General
Contract start date	01/04/2006
Contract end date	

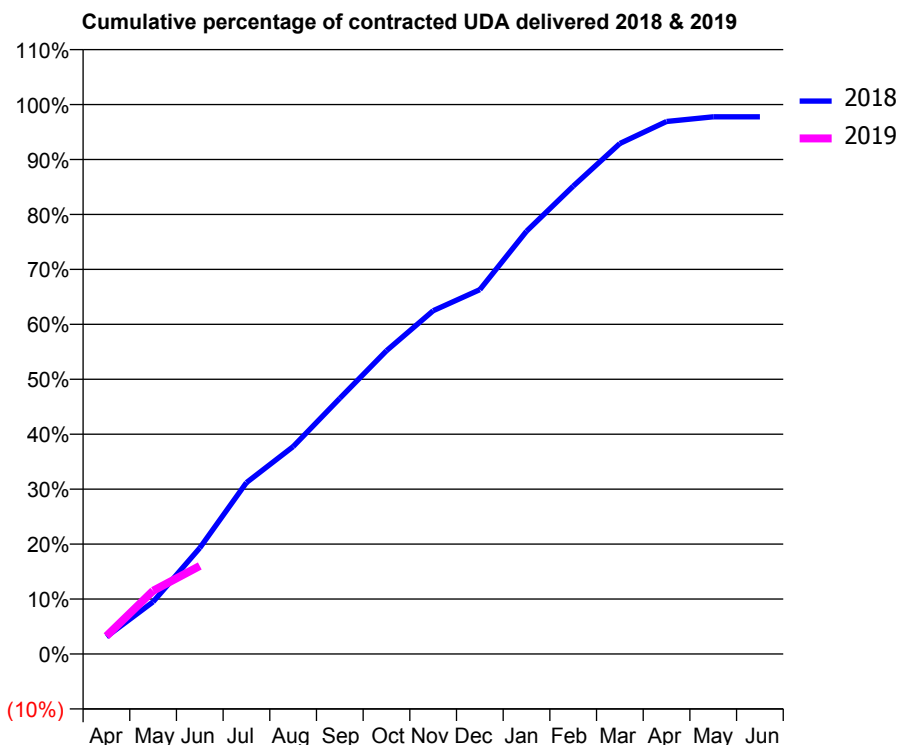
18/19 Contracted general activity (UDA)	1,900
Carry forward general activity (UDA)	0
18/19 Contracted orthodontic activity (UOA)	0
Carry forward orthodontic activity (UOA)	0
Baseline contract value	£43,634.87

### ACCESS\*

Patients seen in 24 months	Total	Change since previous quarter
Quarter ending June 2017	822	
Quarter ending September 2017	804	↓
Quarter ending December 2017	787	↓
Quarter ending March 2018	772	↓
Quarter ending June 2018	773	→
<b>Variance since June 2017</b>	<b>(6.0%)</b>	<b>↓</b>



### ACTIVITY



Adjusted Scheduled Activity (UDA)		
Month	2018	2019
April	60	62
May	180	219
June	367	304
July	593	
August	717	
September	884	
October	1,049	
November	1,187	
December	1,260	
January	1,462	
February	1,618	
March	1,765	
April	1,841	
May	1,857	
June	1,857	

### QUALITY

	Quantity	Base Number	Contract	AT	Region	England
% of FP17s for the same patient ID Re-attending within 3 months - Children	10	119	8.4%	9.3%	11.3%	11.5%
% of FP17s for the same patient ID Re-attending within 3 months - Adults	13	92	14.1%	13.6%	14.9%	15.4%
% of FP17s for the same patient ID Re-attending between 3 & 9 months - Children	70	119	58.8%	61.2%	60.0%	58.9%
% of FP17s for the same patient ID Re-attending between 3 & 9 months - Adults	44	92	47.8%	53.1%	52.6%	51.6%
% of FP17s for Band 1 Urgent Courses	16	177	9.0%	7.5%	7.9%	8.9%
% of FP17s Relating to Free Repair or Replacements	0	177	0.0%	0.8%	0.8%	0.8%
% of FP17s Relating to Continuations	0	177	0.0%	0.9%	0.9%	0.9%
% of Patients satisfied with the dentistry they have received	2	2	N/A	93.2%	93.2%	93.2%
% of Patients satisfied with the time they had to wait for an appointment	2	2	N/A	86.5%	89.1%	88.8%

\* This is based on patients treated on this contract for their most recent course of treatment. Figures in italics indicate the base number of FP17s or Patient Questionnaire responses are less than 100. N/A is shown where the base number of responses is less than 10 during the period. % is calculated as Quantity/Base number\*100

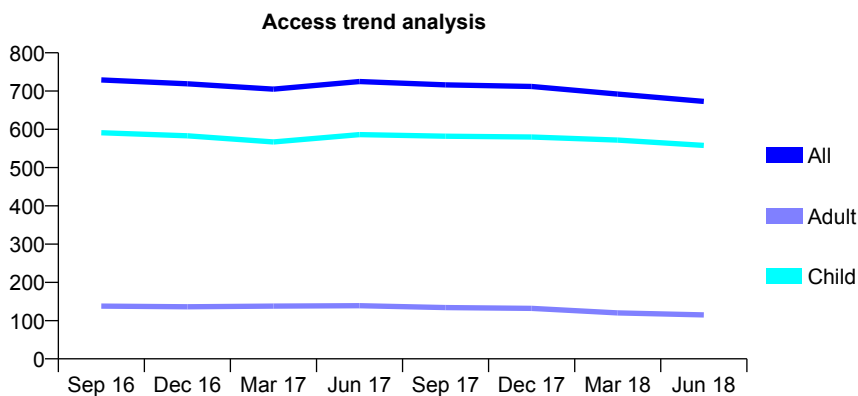
## Q59 - Vital Signs At a Glance Contract Report for 746444/0001 - June 2018

Name or company name	MISS ES BUTTERS
Contract type name	GDS Contract
Purpose of contract	General
Contract start date	01/04/2006
Contract end date	

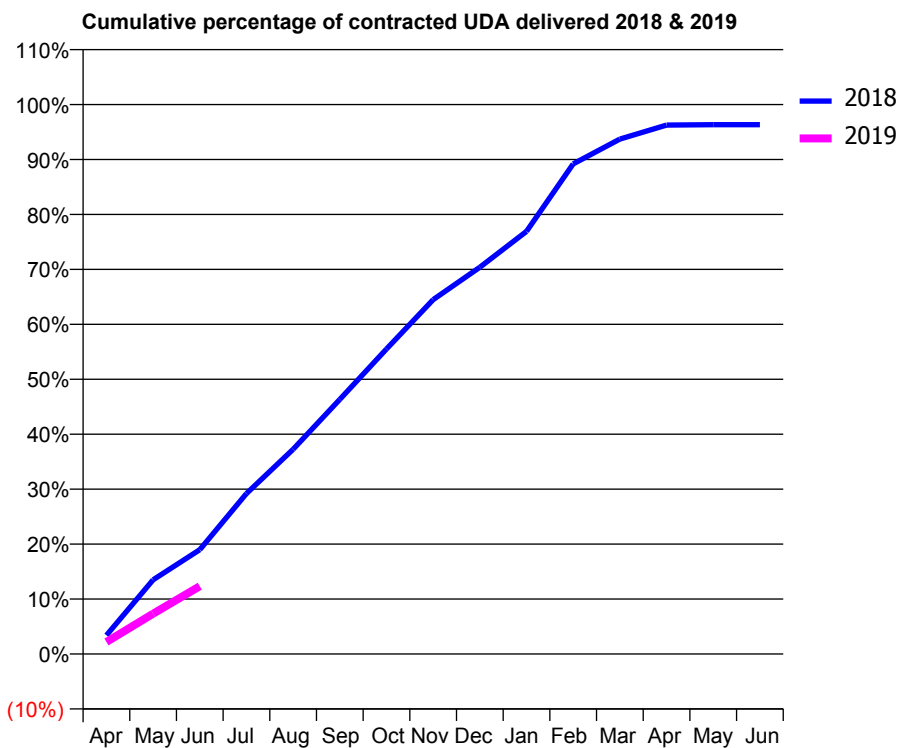
18/19 Contracted general activity (UDA)	1,500
Carry forward general activity (UDA)	0
18/19 Contracted orthodontic activity (UOA)	0
Carry forward orthodontic activity (UOA)	0
Baseline contract value	£30,721.11

### ACCESS\*

Patients seen in 24 months	Total	Change since previous quarter
Quarter ending June 2017	725	
Quarter ending September 2017	716	↓
Quarter ending December 2017	712	→
Quarter ending March 2018	692	↓
Quarter ending June 2018	673	↓
<b>Variance since June 2017</b>	<b>(7.2%)</b>	<b>↓</b>



### ACTIVITY



Month	Adjusted Scheduled Activity (UDA)	
	2018	2019
April	51	33
May	203	110
June	285	185
July	438	
August	559	
September	695	
October	833	
November	967	
December	1,056	
January	1,154	
February	1,338	
March	1,406	
April	1,444	
May	1,445	
June	1,445	

### QUALITY

	Quantity	Base Number	Contract	AT	Region	England
% of FP17s for the same patient ID Re-attending within 3 months - Children	6	170	3.5%	9.3%	11.3%	11.5%
% of FP17s for the same patient ID Re-attending within 3 months - Adults	2	17	11.8%	13.6%	14.9%	15.4%
% of FP17s for the same patient ID Re-attending between 3 & 9 months - Children	136	170	80.0%	61.2%	60.0%	58.9%
% of FP17s for the same patient ID Re-attending between 3 & 9 months - Adults	12	17	70.6%	53.1%	52.6%	51.6%
% of FP17s for Band 1 Urgent Courses	0	152	0.0%	7.5%	7.9%	8.9%
% of FP17s Relating to Free Repair or Replacements	0	152	0.0%	0.8%	0.8%	0.8%
% of FP17s Relating to Continuations	0	152	0.0%	0.9%	0.9%	0.9%
% of Patients satisfied with the dentistry they have received	1	1	N/A	93.2%	93.2%	93.2%
% of Patients satisfied with the time they had to wait for an appointment	1	1	N/A	86.5%	89.1%	88.8%

\* This is based on patients treated on this contract for their most recent course of treatment. Figures in italics indicate the base number of FP17s or Patient Questionnaire responses are less than 100. N/A is shown where the base number of responses is less than 10 during the period. % is calculated as Quantity/Base number\*100

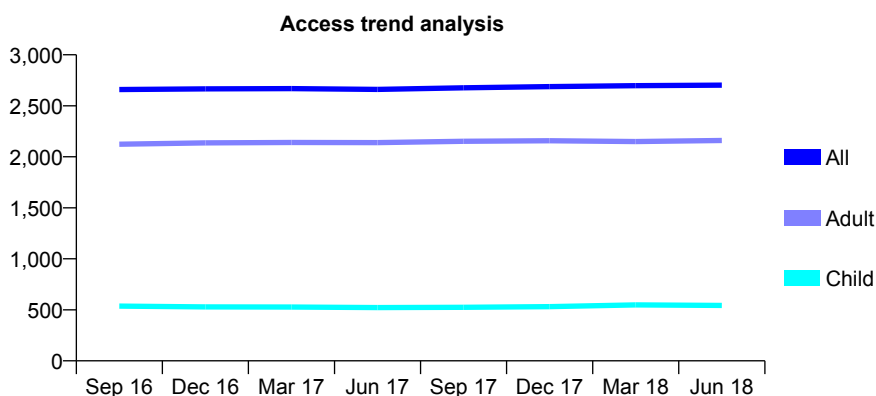
## Q59 - Vital Signs At a Glance Contract Report for 749567/0001 - June 2018

Name or company name	MR M PATEL
Contract type name	GDS Contract
Purpose of contract	General
Contract start date	01/04/2006
Contract end date	

18/19 Contracted general activity (UDA)	8,017
Carry forward general activity (UDA)	0
18/19 Contracted orthodontic activity (UOA)	0
Carry forward orthodontic activity (UOA)	0
Baseline contract value	£202,952.74

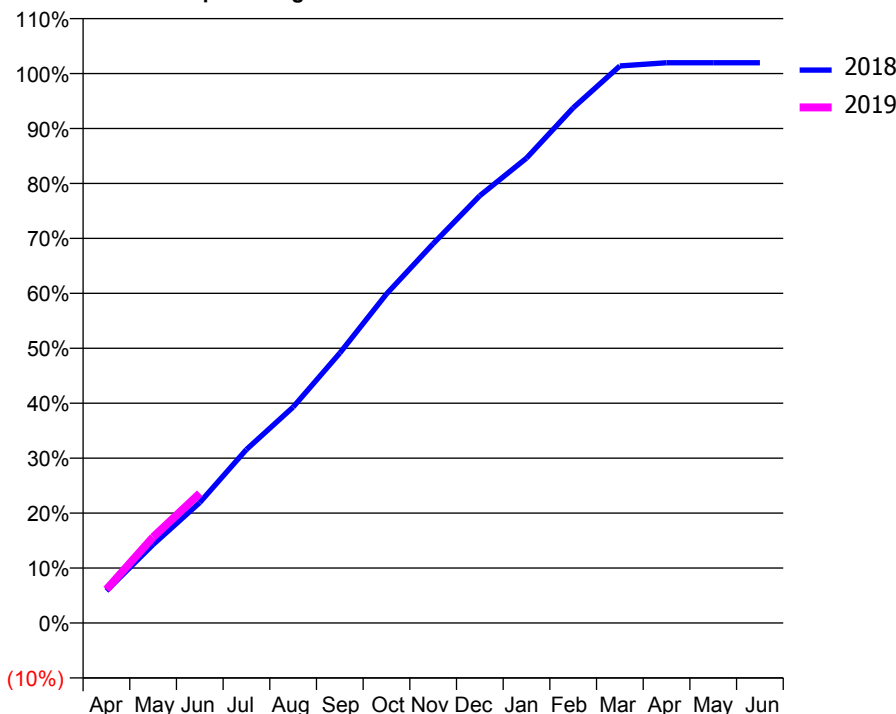
### ACCESS\*

Patients seen in 24 months	Total	Change since previous quarter
Quarter ending June 2017	2,661	
Quarter ending September 2017	2,677	→
Quarter ending December 2017	2,688	→
Quarter ending March 2018	2,698	→
Quarter ending June 2018	2,703	→
<b>Variance since June 2017</b>	<b>1.6%</b>	<b>→</b>



### ACTIVITY

Cumulative percentage of contracted UDA delivered 2018 & 2019



Adjusted Scheduled Activity (UDA)

Month	2018	2019
April	469	489
May	1,145	1,253
June	1,757	1,893
July	2,532	
August	3,151	
September	3,939	
October	4,800	
November	5,534	
December	6,235	
January	6,782	
February	7,516	
March	8,127	
April	8,173	
May	8,173	
June	8,173	

### QUALITY

	Quantity	Base Number	Contract	AT	Region	England
% of FP17s for the same patient ID Re-attending within 3 months - Children	23	294	7.8%	9.3%	11.3%	11.5%
% of FP17s for the same patient ID Re-attending within 3 months - Adults	101	968	10.4%	13.6%	14.9%	15.4%
% of FP17s for the same patient ID Re-attending between 3 & 9 months - Children	229	294	77.9%	61.2%	60.0%	58.9%
% of FP17s for the same patient ID Re-attending between 3 & 9 months - Adults	786	968	81.2%	53.1%	52.6%	51.6%
% of FP17s for Band 1 Urgent Courses	29	1,220	2.4%	7.5%	7.9%	8.9%
% of FP17s Relating to Free Repair or Replacements	3	1,220	0.2%	0.8%	0.8%	0.8%
% of FP17s Relating to Continuations	7	1,220	0.6%	0.9%	0.9%	0.9%
% of Patients satisfied with the dentistry they have received	3	3	N/A	93.2%	93.2%	93.2%
% of Patients satisfied with the time they had to wait for an appointment	2	3	N/A	86.5%	89.1%	88.8%

\* This is based on patients treated on this contract for their most recent course of treatment. Figures in italics indicate the base number of FP17s or Patient Questionnaire responses are less than 100. N/A is shown where the base number of responses is less than 10 during the period. % is calculated as Quantity/Base number\*100

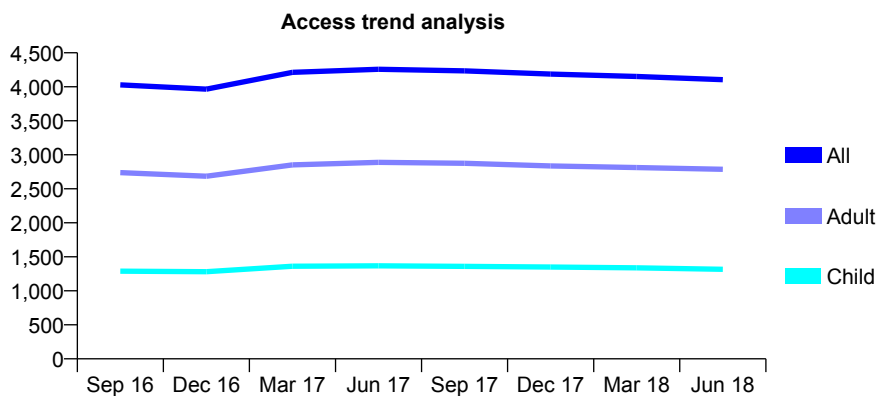
## Q59 - Vital Signs At a Glance Contract Report for 750115/0001 - June 2018

Name or company name	MR H CHOTAI
Contract type name	GDS Contract
Purpose of contract	General
Contract start date	01/04/2006
Contract end date	

18/19 Contracted general activity (UDA)	9,039
Carry forward general activity (UDA)	0
18/19 Contracted orthodontic activity (UOA)	0
Carry forward orthodontic activity (UOA)	0
Baseline contract value	£208,341.32

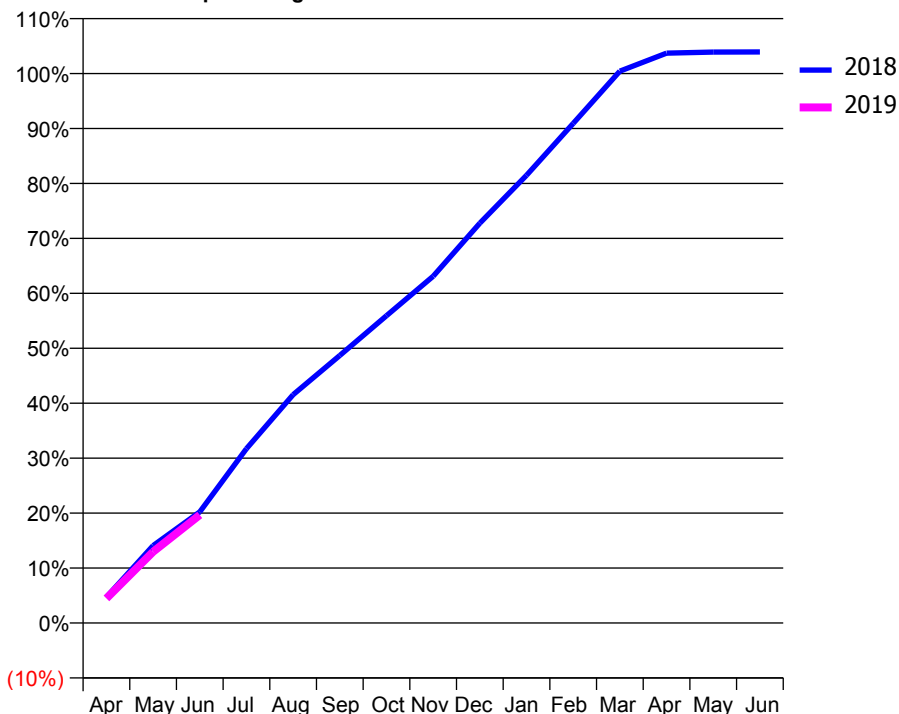
### ACCESS\*

Patients seen in 24 months	Total	Change since previous quarter
Quarter ending June 2017	4,257	
Quarter ending September 2017	4,234	→
Quarter ending December 2017	4,187	↓
Quarter ending March 2018	4,152	→
Quarter ending June 2018	4,105	↓
<b>Variance since June 2017</b>	<b>(3.6%)</b>	<b>↓</b>



### ACTIVITY

Cumulative percentage of contracted UDA delivered 2018 & 2019



Adjusted Scheduled Activity (UDA)

Month	2018	2019
April	427	405
May	1,274	1,172
June	1,829	1,777
July	2,868	
August	3,757	
September	4,401	
October	5,054	
November	5,704	
December	6,576	
January	7,365	
February	8,218	
March	9,078	
April	9,374	
May	9,392	
June	9,393	

### QUALITY

	Quantity	Base Number	Contract	AT	Region	England
% of FP17s for the same patient ID Re-attending within 3 months - Children	52	567	9.2%	9.3%	11.3%	11.5%
% of FP17s for the same patient ID Re-attending within 3 months - Adults	113	1,011	11.2%	13.6%	14.9%	15.4%
% of FP17s for the same patient ID Re-attending between 3 & 9 months - Children	396	567	69.8%	61.2%	60.0%	58.9%
% of FP17s for the same patient ID Re-attending between 3 & 9 months - Adults	637	1,011	63.0%	53.1%	52.6%	51.6%
% of FP17s for Band 1 Urgent Courses	44	1,078	4.1%	7.5%	7.9%	8.9%
% of FP17s Relating to Free Repair or Replacements	8	1,078	0.7%	0.8%	0.8%	0.8%
% of FP17s Relating to Continuations	3	1,078	0.3%	0.9%	0.9%	0.9%
% of Patients satisfied with the dentistry they have received	6	6	N/A	93.2%	93.2%	93.2%
% of Patients satisfied with the time they had to wait for an appointment	4	6	N/A	86.5%	89.1%	88.8%

\* This is based on patients treated on this contract for their most recent course of treatment. Figures in italics indicate the base number of FP17s or Patient Questionnaire responses are less than 100. N/A is shown where the base number of responses is less than 10 during the period. % is calculated as Quantity/Base number\*100

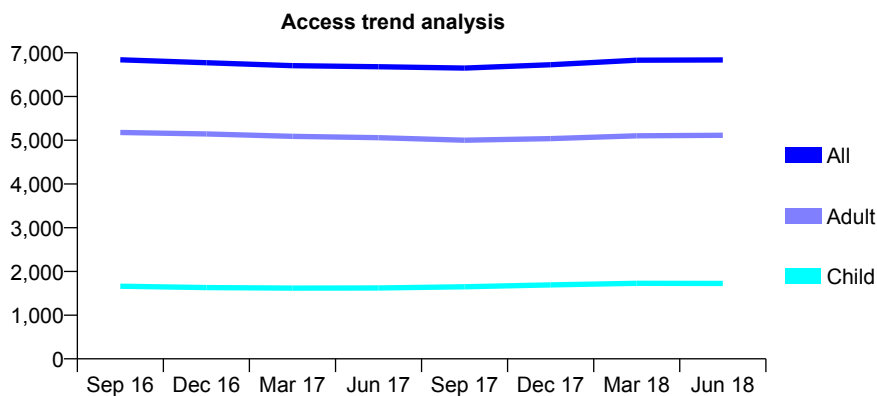
## Q59 - Vital Signs At a Glance Contract Report for 751146/0001 - June 2018

Name or company name	MR MB VADHER
Contract type name	GDS Contract
Purpose of contract	General
Contract start date	01/04/2006
Contract end date	

18/19 Contracted general activity (UDA)	17,749
Carry forward general activity (UDA)	0
18/19 Contracted orthodontic activity (UOA)	0
Carry forward orthodontic activity (UOA)	0
Baseline contract value	£451,449.22

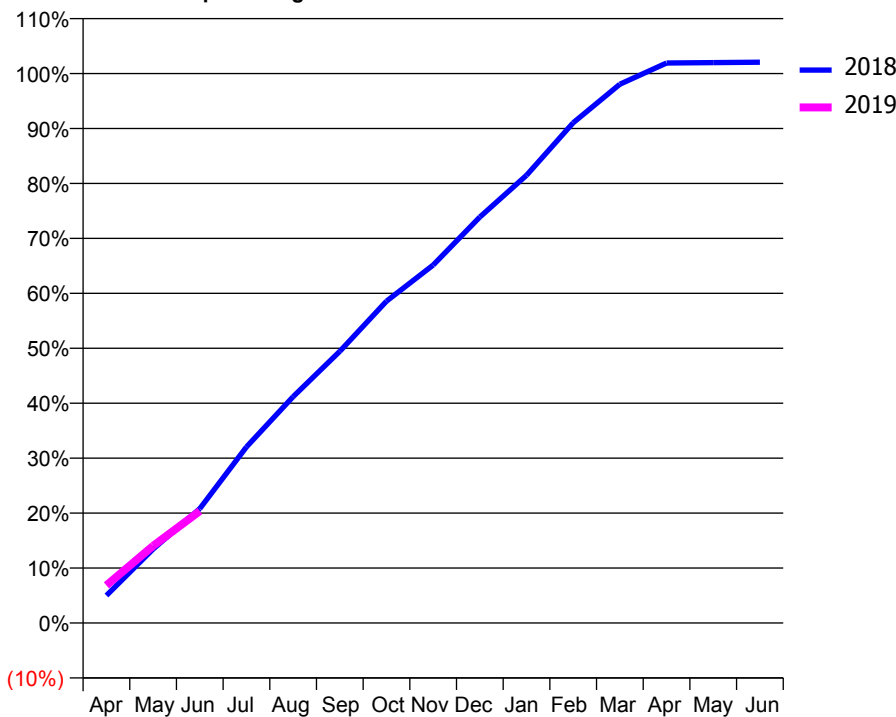
### ACCESS\*

Patients seen in 24 months	Total	Change since previous quarter
Quarter ending June 2017	6,680	
Quarter ending September 2017	6,652	→
Quarter ending December 2017	6,728	→
Quarter ending March 2018	6,830	→
Quarter ending June 2018	6,838	→
<b>Variance since June 2017</b>	<b>2.4%</b>	<b>↑</b>



### ACTIVITY

Cumulative percentage of contracted UDA delivered 2018 & 2019



Month	Adjusted Scheduled Activity (UDA)	
	2018	2019
April	891	1,215
May	2,389	2,490
June	3,694	3,614
July	5,688	
August	7,310	
September	8,774	
October	10,394	
November	11,562	
December	13,111	
January	14,459	
February	16,158	
March	17,404	
April	18,086	
May	18,100	
June	18,114	

### QUALITY

	Quantity	Base Number	Contract	AT	Region	England
% of FP17s for the same patient ID Re-attending within 3 months - Children	19	530	3.6%	9.3%	11.3%	11.5%
% of FP17s for the same patient ID Re-attending within 3 months - Adults	89	1,329	6.7%	13.6%	14.9%	15.4%
% of FP17s for the same patient ID Re-attending between 3 & 9 months - Children	350	530	66.0%	61.2%	60.0%	58.9%
% of FP17s for the same patient ID Re-attending between 3 & 9 months - Adults	441	1,329	33.2%	53.1%	52.6%	51.6%
% of FP17s for Band 1 Urgent Courses	14	1,560	0.9%	7.5%	7.9%	8.9%
% of FP17s Relating to Free Repair or Replacements	1	1,560	0.1%	0.8%	0.8%	0.8%
% of FP17s Relating to Continuations	7	1,560	0.4%	0.9%	0.9%	0.9%
% of Patients satisfied with the dentistry they have received	3	3	N/A	93.2%	93.2%	93.2%
% of Patients satisfied with the time they had to wait for an appointment	3	3	N/A	86.5%	89.1%	88.8%

\* This is based on patients treated on this contract for their most recent course of treatment. Figures in italics indicate the base number of FP17s or Patient Questionnaire responses are less than 100. N/A is shown where the base number of responses is less than 10 during the period. % is calculated as Quantity/Base number\*100



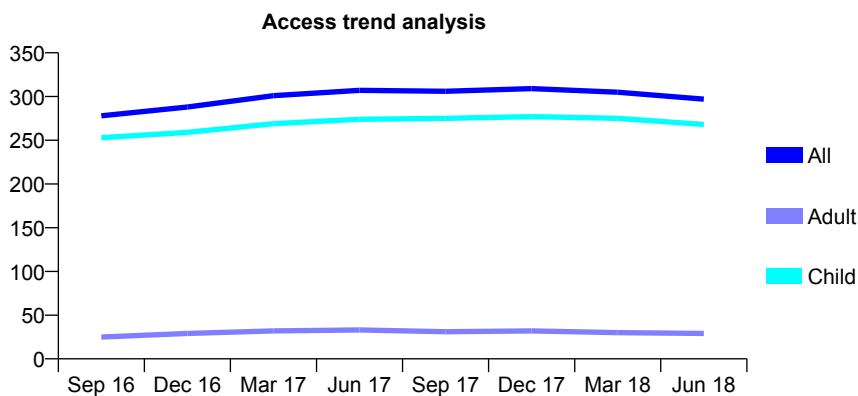
## Q59 - Vital Signs At a Glance Contract Report for 752231/0001 - June 2018

Name or company name	Dr R Janjua and Dr H Mehboob
Contract type name	GDS Contract
Purpose of contract	General
Contract start date	01/04/2006
Contract end date	

18/19 Contracted general activity (UDA)	530
Carry forward general activity (UDA)	0
18/19 Contracted orthodontic activity (UOA)	0
Carry forward orthodontic activity (UOA)	0
Baseline contract value	£11,428.88

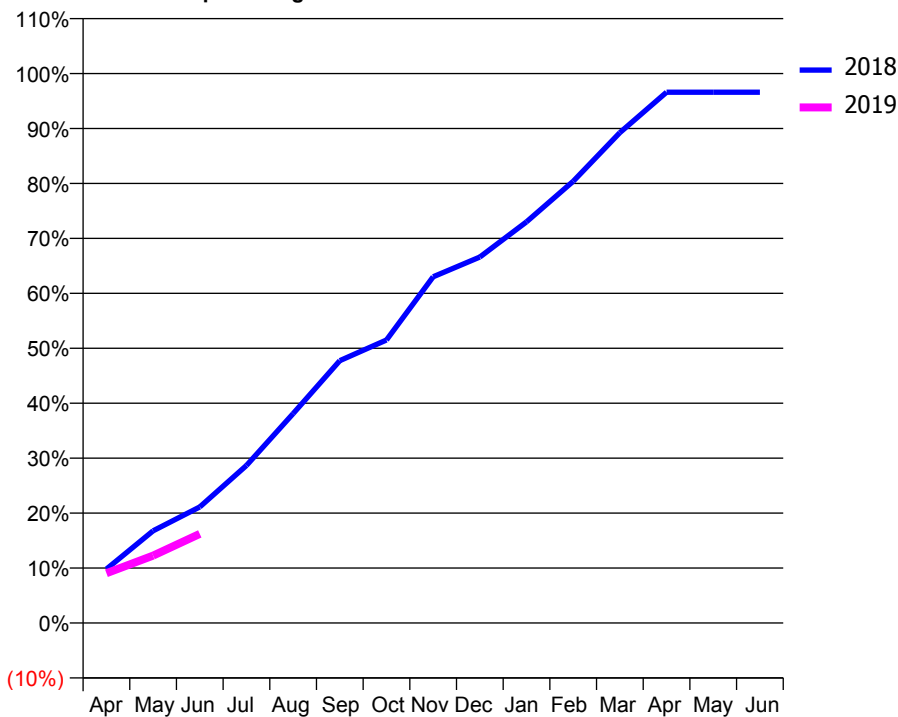
### ACCESS\*

Patients seen in 24 months	Total	Change since previous quarter
Quarter ending June 2017	307	
Quarter ending September 2017	306	→
Quarter ending December 2017	309	→
Quarter ending March 2018	305	↓
Quarter ending June 2018	297	↓
<b>Variance since June 2017</b>	<b>(3.3%)</b>	<b>↓</b>



### ACTIVITY

Cumulative percentage of contracted UDA delivered 2018 & 2019



Month	Adjusted Scheduled Activity (UDA)	
	2018	2019
April	52	48
May	89	65
June	112	86
July	152	
August	202	
September	253	
October	273	
November	334	
December	353	
January	387	
February	426	
March	473	
April	512	
May	512	
June	512	

### QUALITY

	Quantity	Base Number	Contract	AT	Region	England
% of FP17s for the same patient ID Re-attending within 3 months - Children	2	101	2.0%	9.3%	11.3%	11.5%
% of FP17s for the same patient ID Re-attending within 3 months - Adults	0	0	N/A	13.6%	14.9%	15.4%
% of FP17s for the same patient ID Re-attending between 3 & 9 months - Children	64	101	63.4%	61.2%	60.0%	58.9%
% of FP17s for the same patient ID Re-attending between 3 & 9 months - Adults	0	0	N/A	53.1%	52.6%	51.6%
% of FP17s for Band 1 Urgent Courses	0	70	0.0%	7.5%	7.9%	8.9%
% of FP17s Relating to Free Repair or Replacements	0	70	0.0%	0.8%	0.8%	0.8%
% of FP17s Relating to Continuations	0	70	0.0%	0.9%	0.9%	0.9%
% of Patients satisfied with the dentistry they have received	0	0	N/A	93.2%	93.2%	93.2%
% of Patients satisfied with the time they had to wait for an appointment	0	0	N/A	86.5%	89.1%	88.8%

\* This is based on patients treated on this contract for their most recent course of treatment. Figures in italics indicate the base number of FP17s or Patient Questionnaire responses are less than 100. N/A is shown where the base number of responses is less than 10 during the period. % is calculated as Quantity/Base number\*100

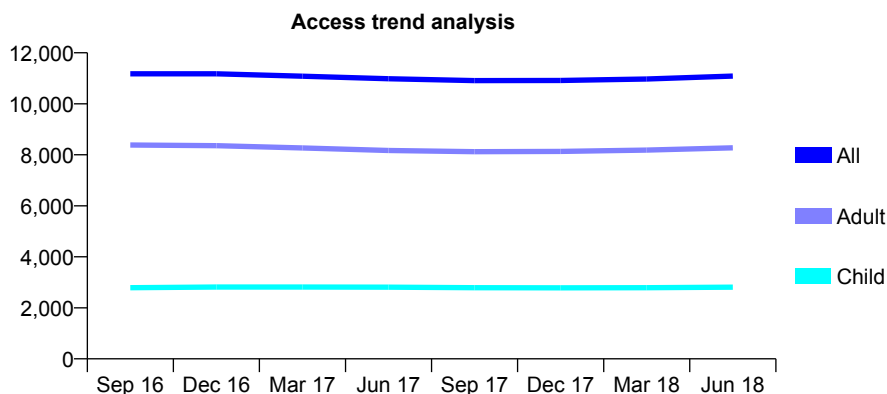
## Q59 - Vital Signs At a Glance Contract Report for 763438/0001 - June 2018

Name or company name	MR M SALEEM
Contract type name	GDS Contract
Purpose of contract	General
Contract start date	01/04/2006
Contract end date	

18/19 Contracted general activity (UDA)	34,153
Carry forward general activity (UDA)	0
18/19 Contracted orthodontic activity (UOA)	0
Carry forward orthodontic activity (UOA)	0
Baseline contract value	£761,406.68

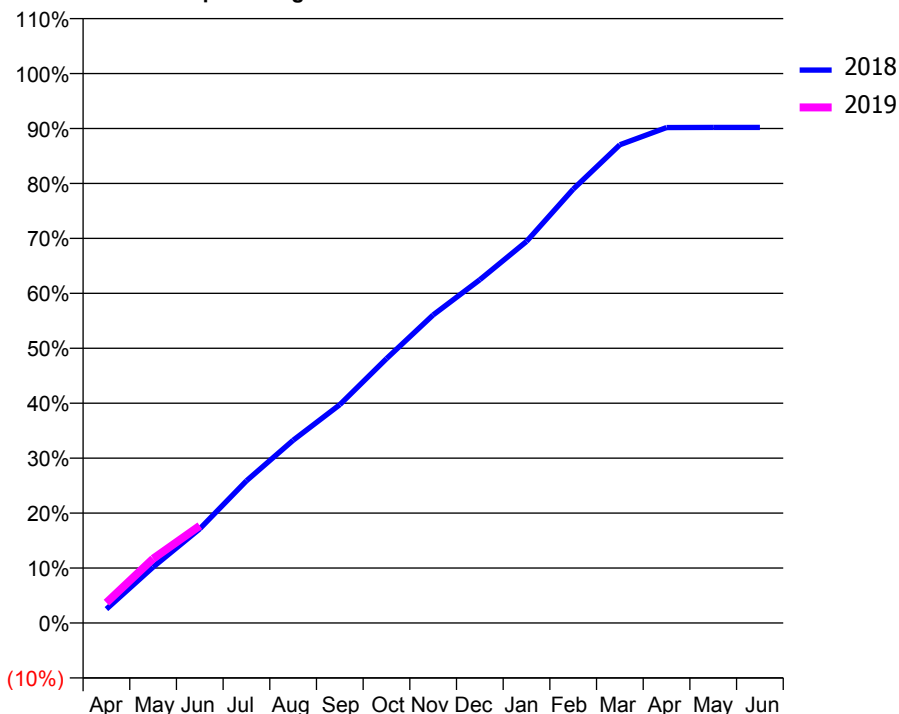
### ACCESS\*

Patients seen in 24 months	Total	Change since previous quarter
Quarter ending June 2017	10,981	
Quarter ending September 2017	10,912	→
Quarter ending December 2017	10,917	→
Quarter ending March 2018	10,975	→
Quarter ending June 2018	11,090	→
<b>Variance since June 2017</b>	<b>1.0%</b>	<b>→</b>



### ACTIVITY

Cumulative percentage of contracted UDA delivered 2018 & 2019



Month	Adjusted Scheduled Activity (UDA)	
	2018	2019
April	869	1,261
May	3,480	3,999
June	5,858	6,048
July	8,841	
August	11,360	
September	13,571	
October	16,432	
November	19,151	
December	21,338	
January	23,713	
February	26,961	
March	29,721	
April	30,792	
May	30,798	
June	30,799	

### QUALITY

	Quantity	Base Number	Contract	AT	Region	England
% of FP17s for the same patient ID Re-attending within 3 months - Children	50	982	5.1%	9.3%	11.3%	11.5%
% of FP17s for the same patient ID Re-attending within 3 months - Adults	434	3,189	13.6%	13.6%	14.9%	15.4%
% of FP17s for the same patient ID Re-attending between 3 & 9 months - Children	580	982	59.1%	61.2%	60.0%	58.9%
% of FP17s for the same patient ID Re-attending between 3 & 9 months - Adults	1,958	3,189	61.4%	53.1%	52.6%	51.6%
% of FP17s for Band 1 Urgent Courses	231	3,632	6.4%	7.5%	7.9%	8.9%
% of FP17s Relating to Free Repair or Replacements	50	3,632	1.4%	0.8%	0.8%	0.8%
% of FP17s Relating to Continuations	34	3,632	0.9%	0.9%	0.9%	0.9%
% of Patients satisfied with the dentistry they have received	18	19	94.7%	93.2%	93.2%	93.2%
% of Patients satisfied with the time they had to wait for an appointment	18	19	94.7%	86.5%	89.1%	88.8%

\* This is based on patients treated on this contract for their most recent course of treatment. Figures in italics indicate the base number of FP17s or Patient Questionnaire responses are less than 100. N/A is shown where the base number of responses is less than 10 during the period. % is calculated as Quantity/Base number\*100

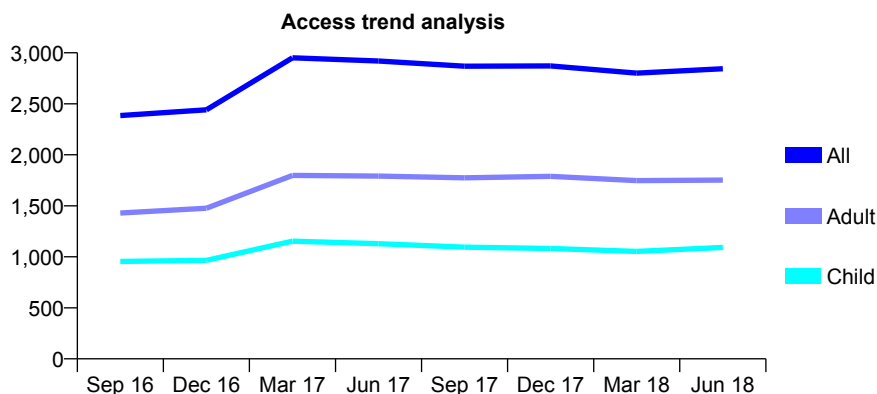
## Q59 - Vital Signs At a Glance Contract Report for 764817/0001 - June 2018

Name or company name	MISS A GOHIL
Contract type name	GDS Contract
Purpose of contract	General
Contract start date	01/09/2008
Contract end date	

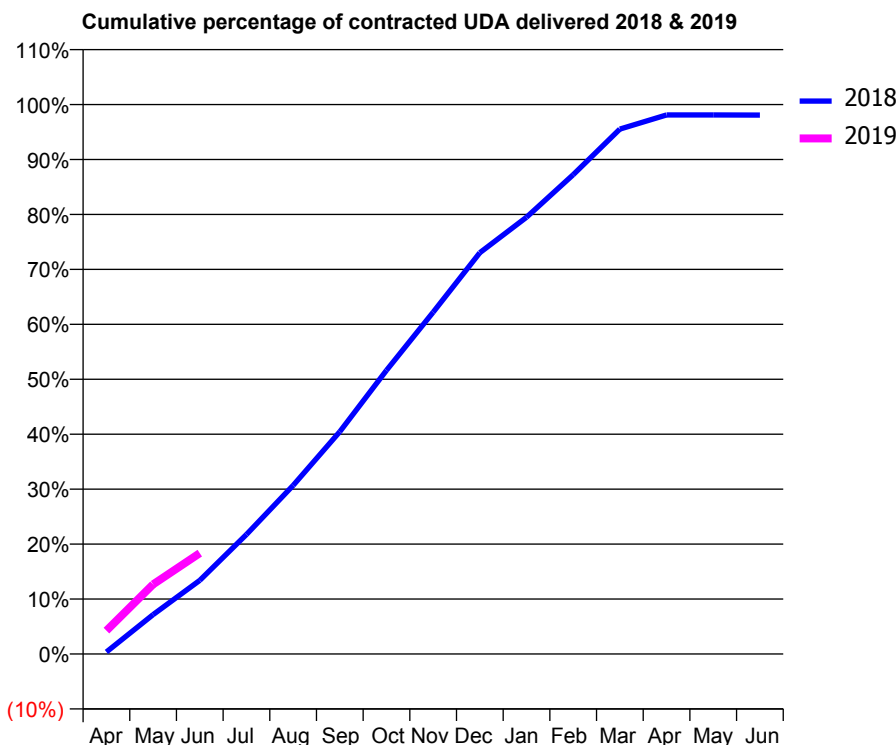
18/19 Contracted general activity (UDA)	8,985
Carry forward general activity (UDA)	0
18/19 Contracted orthodontic activity (UOA)	0
Carry forward orthodontic activity (UOA)	0
Baseline contract value	£206,659.25

### ACCESS\*

Patients seen in 24 months	Total	Change since previous quarter
Quarter ending June 2017	2,920	
Quarter ending September 2017	2,869	↓
Quarter ending December 2017	2,871	→
Quarter ending March 2018	2,800	↓
Quarter ending June 2018	2,844	→
<b>Variance since June 2017</b>	<b>(2.6%)</b>	<b>↓</b>



### ACTIVITY



Adjusted Scheduled Activity (UDA)		
Month	2018	2019
April	34	382
May	645	1,140
June	1,206	1,650
July	1,955	
August	2,756	
September	3,635	
October	4,639	
November	5,590	
December	6,561	
January	7,142	
February	7,838	
March	8,584	
April	8,814	
May	8,814	
June	8,811	

### QUALITY

	Quantity	Base Number	Contract	AT	Region	England
% of FP17s for the same patient ID Re-attending within 3 months - Children	26	404	6.4%	9.3%	11.3%	11.5%
% of FP17s for the same patient ID Re-attending within 3 months - Adults	78	506	15.4%	13.6%	14.9%	15.4%
% of FP17s for the same patient ID Re-attending between 3 & 9 months - Children	248	404	61.4%	61.2%	60.0%	58.9%
% of FP17s for the same patient ID Re-attending between 3 & 9 months - Adults	287	506	56.7%	53.1%	52.6%	51.6%
% of FP17s for Band 1 Urgent Courses	41	822	5.0%	7.5%	7.9%	8.9%
% of FP17s Relating to Free Repair or Replacements	4	822	0.5%	0.8%	0.8%	0.8%
% of FP17s Relating to Continuations	4	822	0.5%	0.9%	0.9%	0.9%
% of Patients satisfied with the dentistry they have received	3	3	N/A	93.2%	93.2%	93.2%
% of Patients satisfied with the time they had to wait for an appointment	2	3	N/A	86.5%	89.1%	88.8%

\* This is based on patients treated on this contract for their most recent course of treatment. Figures in italics indicate the base number of FP17s or Patient Questionnaire responses are less than 100. N/A is shown where the base number of responses is less than 10 during the period. % is calculated as Quantity/Base number\*100

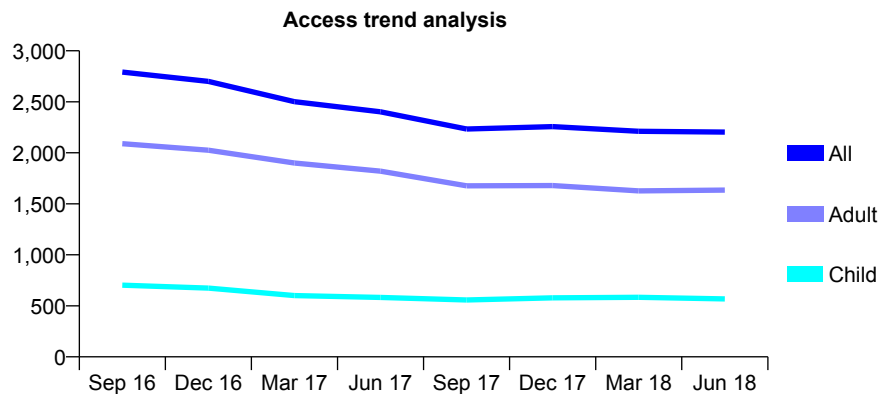
## Q59 - Vital Signs At a Glance Contract Report for 766275/0001 - June 2018

Name or company name	MR CV MARU
Contract type name	GDS Contract
Purpose of contract	General
Contract start date	01/04/2006
Contract end date	

18/19 Contracted general activity (UDA)	5,414
Carry forward general activity (UDA)	0
18/19 Contracted orthodontic activity (UOA)	0
Carry forward orthodontic activity (UOA)	0
Baseline contract value	£151,261.73

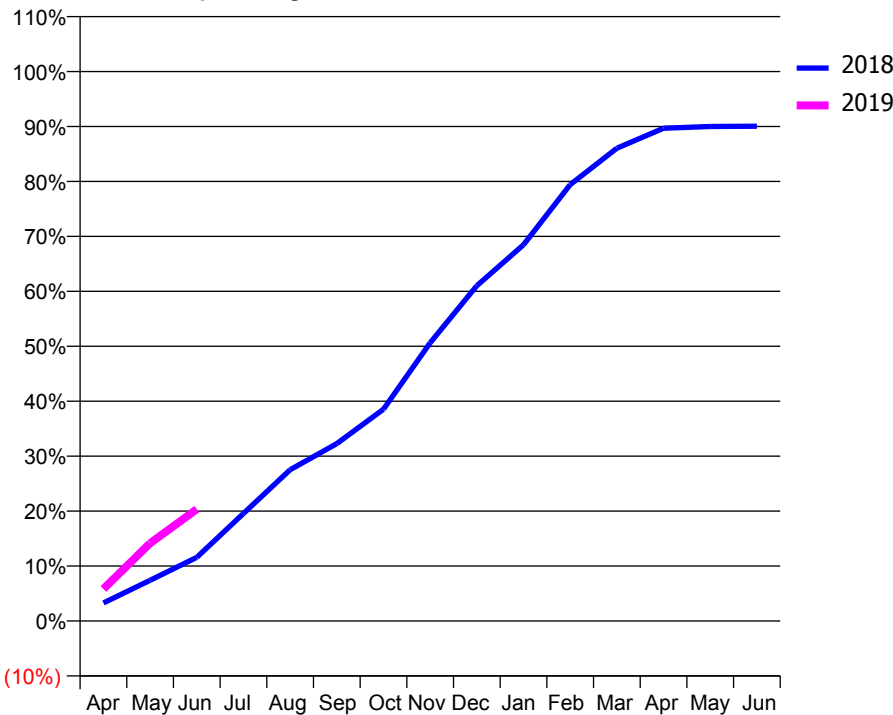
### ACCESS\*

Patients seen in 24 months	Total	Change since previous quarter
Quarter ending June 2017	2,402	
Quarter ending September 2017	2,233	↓
Quarter ending December 2017	2,257	→
Quarter ending March 2018	2,211	↓
Quarter ending June 2018	2,203	→
<b>Variance since June 2017</b>	<b>(8.3%)</b>	<b>↓</b>



### ACTIVITY

Cumulative percentage of contracted UDA delivered 2018 & 2019



Month	Adjusted Scheduled Activity (UDA)	
	2018	2019
April	177	316
May	402	767
June	628	1,101
July	1,059	
August	1,490	
September	1,748	
October	2,087	
November	2,742	
December	3,303	
January	3,706	
February	4,299	
March	4,658	
April	4,855	
May	4,872	
June	4,875	

### QUALITY

	Quantity	Base Number	Contract	AT	Region	England
% of FP17s for the same patient ID Re-attending within 3 months - Children	20	225	8.9%	9.3%	11.3%	11.5%
% of FP17s for the same patient ID Re-attending within 3 months - Adults	75	709	10.6%	13.6%	14.9%	15.4%
% of FP17s for the same patient ID Re-attending between 3 & 9 months - Children	150	225	66.7%	61.2%	60.0%	58.9%
% of FP17s for the same patient ID Re-attending between 3 & 9 months - Adults	479	709	67.6%	53.1%	52.6%	51.6%
% of FP17s for Band 1 Urgent Courses	42	622	6.8%	7.5%	7.9%	8.9%
% of FP17s Relating to Free Repair or Replacements	5	622	0.8%	0.8%	0.8%	0.8%
% of FP17s Relating to Continuations	1	622	0.2%	0.9%	0.9%	0.9%
% of Patients satisfied with the dentistry they have received	1	1	N/A	93.2%	93.2%	93.2%
% of Patients satisfied with the time they had to wait for an appointment	1	1	N/A	86.5%	89.1%	88.8%

\* This is based on patients treated on this contract for their most recent course of treatment. Figures in italics indicate the base number of FP17s or Patient Questionnaire responses are less than 100. N/A is shown where the base number of responses is less than 10 during the period. % is calculated as Quantity/Base number\*100

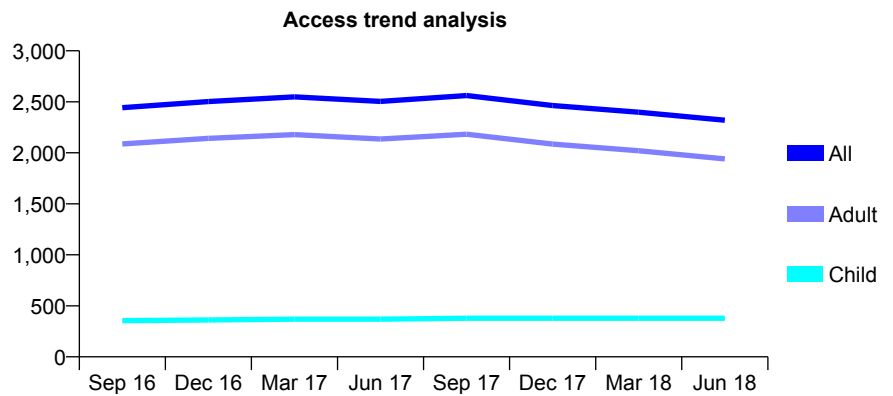
## Q59 - Vital Signs At a Glance Contract Report for 774677/0001 - June 2018

Name or company name	Mrs C Patel
Contract type name	GDS Contract
Purpose of contract	General
Contract start date	01/04/2006
Contract end date	

18/19 Contracted general activity (UDA)	7,072
Carry forward general activity (UDA)	0
18/19 Contracted orthodontic activity (UOA)	0
Carry forward orthodontic activity (UOA)	0
Baseline contract value	£127,029.29

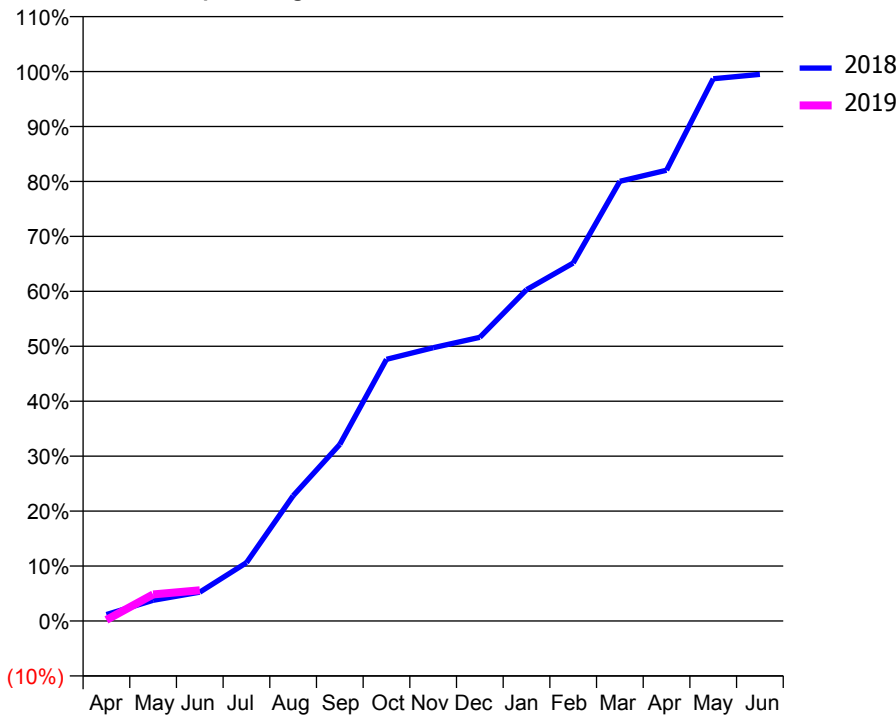
### ACCESS\*

Patients seen in 24 months	Total	Change since previous quarter
Quarter ending June 2017	2,504	
Quarter ending September 2017	2,562	↑
Quarter ending December 2017	2,464	↓
Quarter ending March 2018	2,398	↓
Quarter ending June 2018	2,319	↓
<b>Variance since June 2017</b>	<b>(7.4%)</b>	<b>↓</b>



### ACTIVITY

Cumulative percentage of contracted UDA delivered 2018 & 2019



Adjusted Scheduled Activity (UDA)		
Month	2018	2019
April	83	14
May	268	343
June	371	396
July	751	
August	1,612	
September	2,272	
October	3,368	
November	3,518	
December	3,651	
January	4,263	
February	4,608	
March	5,659	
April	5,801	
May	6,978	
June	7,035	

### QUALITY

	Quantity	Base Number	Contract	AT	Region	England
% of FP17s for the same patient ID Re-attending within 3 months - Children	8	109	7.3%	9.3%	11.3%	11.5%
% of FP17s for the same patient ID Re-attending within 3 months - Adults	65	411	15.8%	13.6%	14.9%	15.4%
% of FP17s for the same patient ID Re-attending between 3 & 9 months - Children	63	109	57.8%	61.2%	60.0%	58.9%
% of FP17s for the same patient ID Re-attending between 3 & 9 months - Adults	173	411	42.1%	53.1%	52.6%	51.6%
% of FP17s for Band 1 Urgent Courses	10	119	8.4%	7.5%	7.9%	8.9%
% of FP17s Relating to Free Repair or Replacements	0	119	0.0%	0.8%	0.8%	0.8%
% of FP17s Relating to Continuations	0	119	0.0%	0.9%	0.9%	0.9%
% of Patients satisfied with the dentistry they have received	12	13	92.3%	93.2%	93.2%	93.2%
% of Patients satisfied with the time they had to wait for an appointment	12	13	92.3%	86.5%	89.1%	88.8%

\* This is based on patients treated on this contract for their most recent course of treatment. Figures in italics indicate the base number of FP17s or Patient Questionnaire responses are less than 100. N/A is shown where the base number of responses is less than 10 during the period. % is calculated as Quantity/Base number\*100

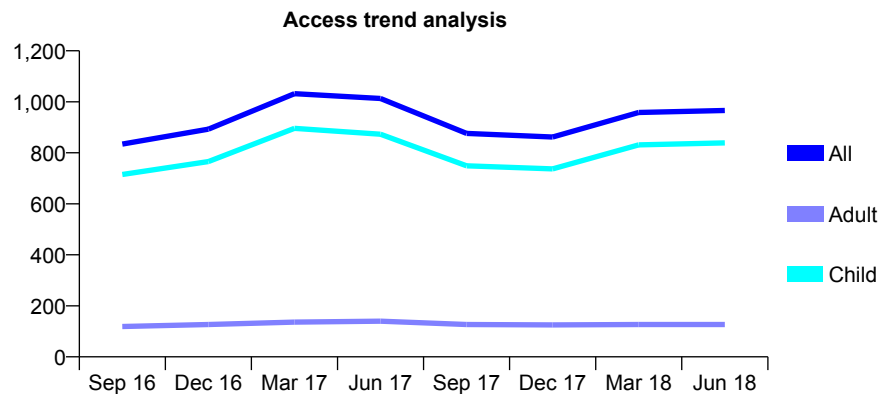
## Q59 - Vital Signs At a Glance Contract Report for 787930/0001 - June 2018

Name or company name	MISS G DENTITH
Contract type name	GDS Contract
Purpose of contract	General
Contract start date	02/08/2013
Contract end date	

18/19 Contracted general activity (UDA)	2,400
Carry forward general activity (UDA)	0
18/19 Contracted orthodontic activity (UOA)	0
Carry forward orthodontic activity (UOA)	0
Baseline contract value	£87,833.77

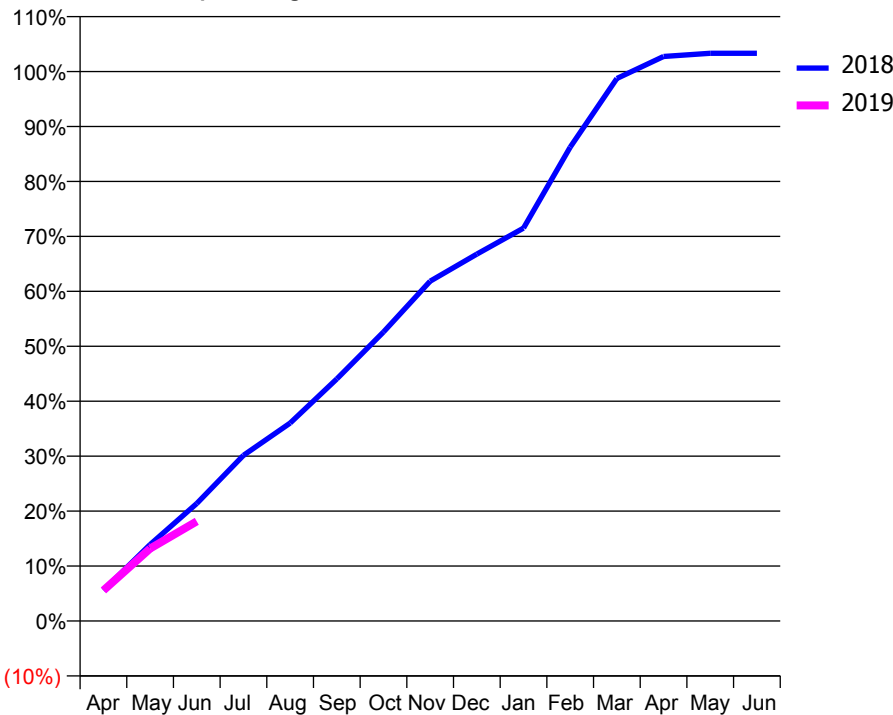
### ACCESS\*

Patients seen in 24 months	Total	Change since previous quarter
Quarter ending June 2017	1,013	
Quarter ending September 2017	876	↓
Quarter ending December 2017	862	↓
Quarter ending March 2018	958	↑
Quarter ending June 2018	966	→
<b>Variance since June 2017</b>	<b>(4.6%)</b>	<b>↓</b>



### ACTIVITY

Cumulative percentage of contracted UDA delivered 2018 & 2019



Adjusted Scheduled Activity (UDA)		
Month	2018	2019
April	134	134
May	334	317
June	513	436
July	723	
August	864	
September	1,058	
October	1,262	
November	1,484	
December	1,602	
January	1,716	
February	2,070	
March	2,369	
April	2,466	
May	2,480	
June	2,480	

### QUALITY

	Quantity	Base Number	Contract	AT	Region	England
% of FP17s for the same patient ID Re-attending within 3 months - Children	14	312	4.5%	9.3%	11.3%	11.5%
% of FP17s for the same patient ID Re-attending within 3 months - Adults	1	17	5.9%	13.6%	14.9%	15.4%
% of FP17s for the same patient ID Re-attending between 3 & 9 months - Children	193	312	61.9%	61.2%	60.0%	58.9%
% of FP17s for the same patient ID Re-attending between 3 & 9 months - Adults	6	17	35.3%	53.1%	52.6%	51.6%
% of FP17s for Band 1 Urgent Courses	13	268	4.9%	7.5%	7.9%	8.9%
% of FP17s Relating to Free Repair or Replacements	0	268	0.0%	0.8%	0.8%	0.8%
% of FP17s Relating to Continuations	0	268	0.0%	0.9%	0.9%	0.9%
% of Patients satisfied with the dentistry they have received	2	3	N/A	93.2%	93.2%	93.2%
% of Patients satisfied with the time they had to wait for an appointment	3	3	N/A	86.5%	89.1%	88.8%

\* This is based on patients treated on this contract for their most recent course of treatment. Figures in italics indicate the base number of FP17s or Patient Questionnaire responses are less than 100. N/A is shown where the base number of responses is less than 10 during the period. % is calculated as Quantity/Base number\*100

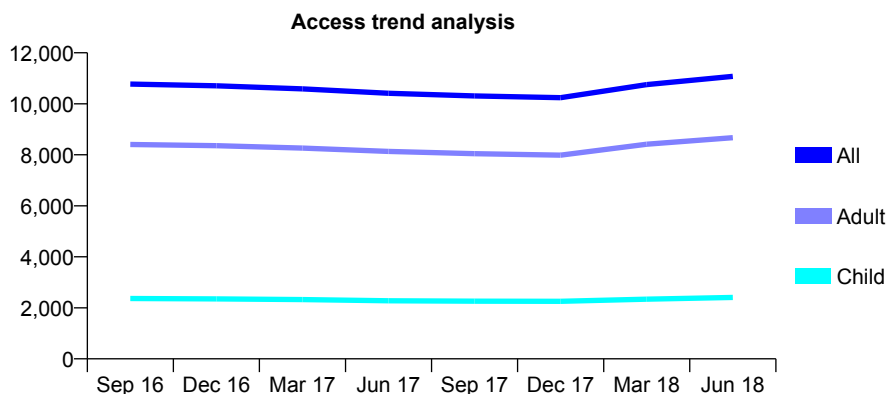
## Q59 - Vital Signs At a Glance Contract Report for 796964/0002 - June 2018

Name or company name	MR A SMITH
Contract type name	GDS Contract
Purpose of contract	General and Orthodontic
Contract start date	01/08/2014
Contract end date	

18/19 Contracted general activity (UDA)	33,500
Carry forward general activity (UDA)	0
18/19 Contracted orthodontic activity (UOA)	707
Carry forward orthodontic activity (UOA)	0
Baseline contract value	£945,450.81

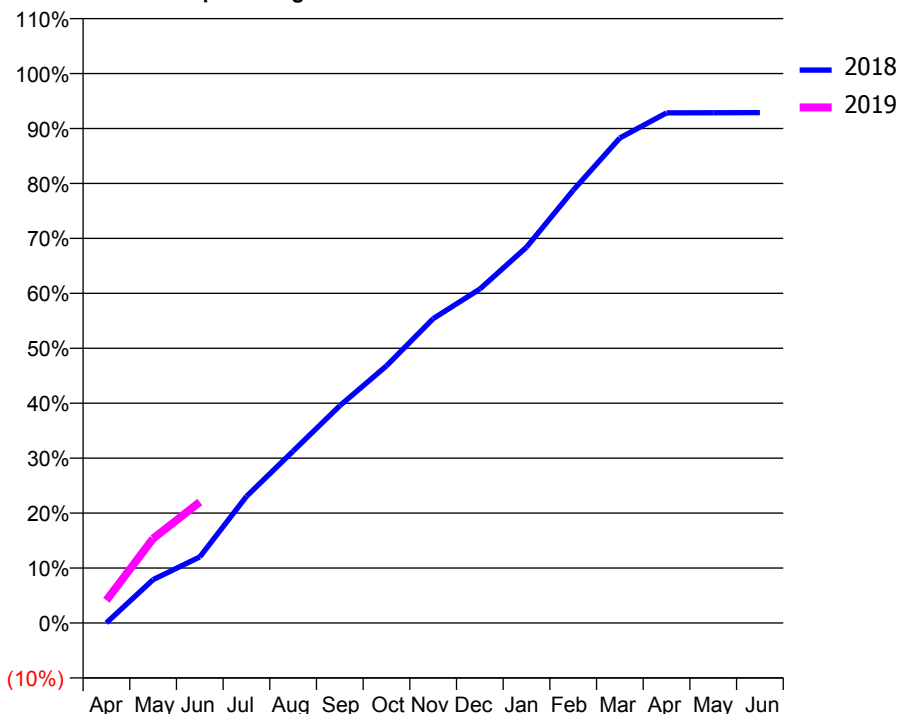
### ACCESS\*

Patients seen in 24 months	Total	Change since previous quarter
Quarter ending June 2017	10,412	
Quarter ending September 2017	10,310	→
Quarter ending December 2017	10,243	→
Quarter ending March 2018	10,754	↑
Quarter ending June 2018	11,079	↑
<b>Variance since June 2017</b>	<b>6.4%</b>	<b>↑</b>



### ACTIVITY

Cumulative percentage of contracted UDA delivered 2018 & 2019



Month	Adjusted Scheduled Activity (UDA)	
	2018	2019
April	13	1,383
May	2,646	5,146
June	4,032	7,374
July	7,719	
August	10,485	
September	13,247	
October	15,677	
November	18,554	
December	20,357	
January	22,914	
February	26,385	
March	29,572	
April	31,098	
May	31,107	
June	31,117	

### QUALITY

	Quantity	Base Number	Contract	AT	Region	England
% of FP17s for the same patient ID Re-attending within 3 months - Children	83	1,015	8.2%	9.3%	11.3%	11.5%
% of FP17s for the same patient ID Re-attending within 3 months - Adults	623	3,804	16.4%	13.6%	14.9%	15.4%
% of FP17s for the same patient ID Re-attending between 3 & 9 months - Children	650	1,015	64.0%	61.2%	60.0%	58.9%
% of FP17s for the same patient ID Re-attending between 3 & 9 months - Adults	2,272	3,804	59.7%	53.1%	52.6%	51.6%
% of FP17s for Band 1 Urgent Courses	283	4,104	6.9%	7.5%	7.9%	8.9%
% of FP17s Relating to Free Repair or Replacements	96	4,104	2.3%	0.8%	0.8%	0.8%
% of FP17s Relating to Continuations	73	4,104	1.8%	0.9%	0.9%	0.9%
% of Patients satisfied with the dentistry they have received	7	9	N/A	93.2%	93.2%	93.2%
% of Patients satisfied with the time they had to wait for an appointment	8	9	N/A	86.5%	89.1%	88.8%

\* This is based on patients treated on this contract for their most recent course of treatment. Figures in italics indicate the base number of FP17s or Patient Questionnaire responses are less than 100. N/A is shown where the base number of responses is less than 10 during the period. % is calculated as Quantity/Base number\*100

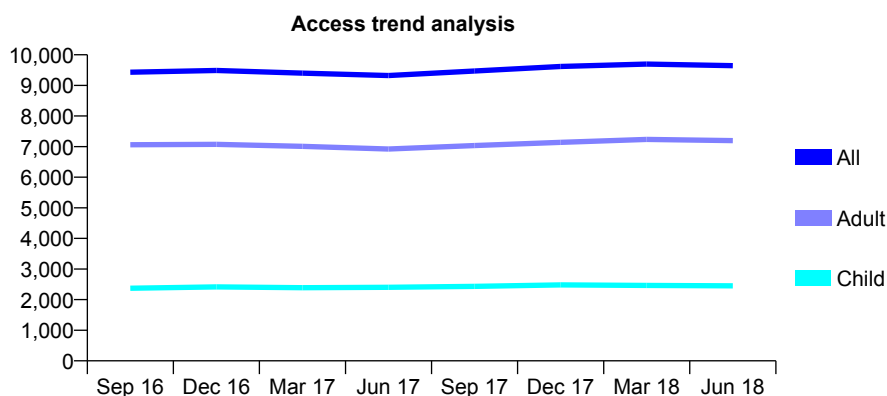
## Q59 - Vital Signs At a Glance Contract Report for 810886/0001 - June 2018

Name or company name	E Coyle, N Banton & R Bryant
Contract type name	GDS Contract
Purpose of contract	General
Contract start date	01/04/2006
Contract end date	

18/19 Contracted general activity (UDA)	25,717
Carry forward general activity (UDA)	0
18/19 Contracted orthodontic activity (UOA)	0
Carry forward orthodontic activity (UOA)	0
Baseline contract value	£563,214.10

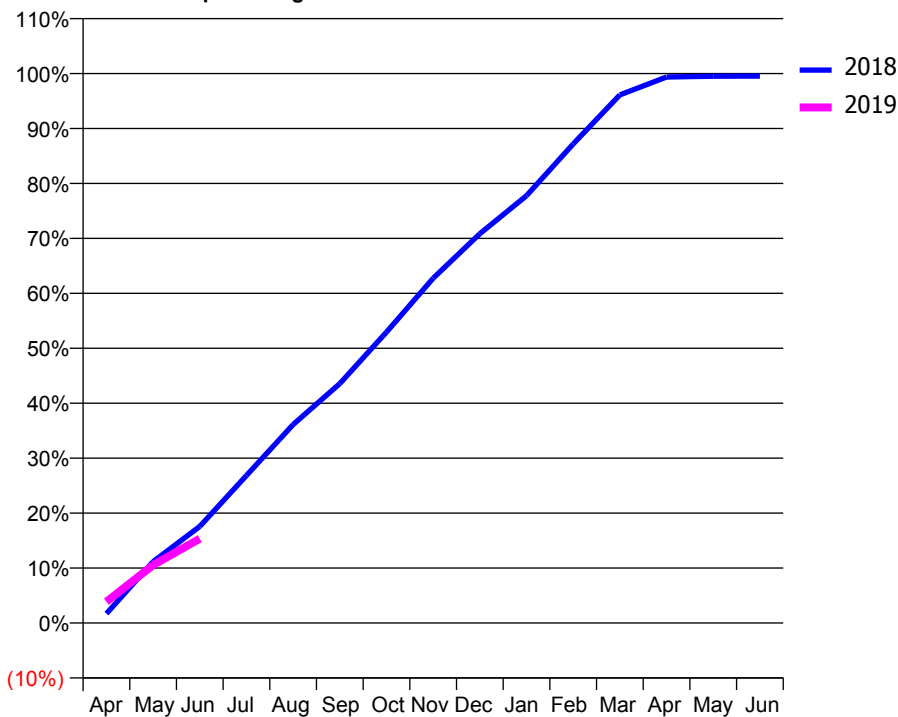
### ACCESS\*

Patients seen in 24 months	Total	Change since previous quarter
Quarter ending June 2017	9,324	
Quarter ending September 2017	9,469	→
Quarter ending December 2017	9,620	→
Quarter ending March 2018	9,697	→
Quarter ending June 2018	9,647	→
<b>Variance since June 2017</b>	<b>3.5%</b>	<b>↑</b>



### ACTIVITY

Cumulative percentage of contracted UDA delivered 2018 & 2019



Month	Adjusted Scheduled Activity (UDA)	
	2018	2019
April	443	996
May	2,875	2,710
June	4,523	3,948
July	6,908	
August	9,290	
September	11,203	
October	13,617	
November	16,134	
December	18,217	
January	20,000	
February	22,417	
March	24,717	
April	25,552	
May	25,593	
June	25,595	

### QUALITY

	Quantity	Base Number	Contract	AT	Region	England
% of FP17s for the same patient ID Re-attending within 3 months - Children	47	818	5.7%	9.3%	11.3%	11.5%
% of FP17s for the same patient ID Re-attending within 3 months - Adults	240	2,187	11.0%	13.6%	14.9%	15.4%
% of FP17s for the same patient ID Re-attending between 3 & 9 months - Children	544	818	66.5%	61.2%	60.0%	58.9%
% of FP17s for the same patient ID Re-attending between 3 & 9 months - Adults	1,345	2,187	61.5%	53.1%	52.6%	51.6%
% of FP17s for Band 1 Urgent Courses	134	2,303	5.8%	7.5%	7.9%	8.9%
% of FP17s Relating to Free Repair or Replacements	22	2,303	1.0%	0.8%	0.8%	0.8%
% of FP17s Relating to Continuations	16	2,303	0.7%	0.9%	0.9%	0.9%
% of Patients satisfied with the dentistry they have received	7	8	N/A	93.2%	93.2%	93.2%
% of Patients satisfied with the time they had to wait for an appointment	8	8	N/A	86.5%	89.1%	88.8%

\* This is based on patients treated on this contract for their most recent course of treatment. Figures in italics indicate the base number of FP17s or Patient Questionnaire responses are less than 100. N/A is shown where the base number of responses is less than 10 during the period. % is calculated as Quantity/Base number\*100



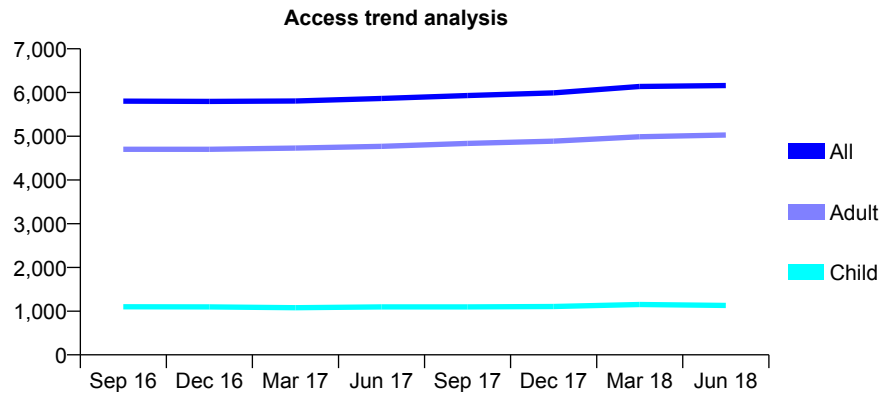
## Q59 - Vital Signs At a Glance Contract Report for 812692/0001 - June 2018

Name or company name	MR RD KIDY
Contract type name	GDS Contract
Purpose of contract	General and Orthodontic
Contract start date	01/04/2006
Contract end date	

18/19 Contracted general activity (UDA)	18,737
Carry forward general activity (UDA)	0
18/19 Contracted orthodontic activity (UOA)	467
Carry forward orthodontic activity (UOA)	0
Baseline contract value	£414,407.77

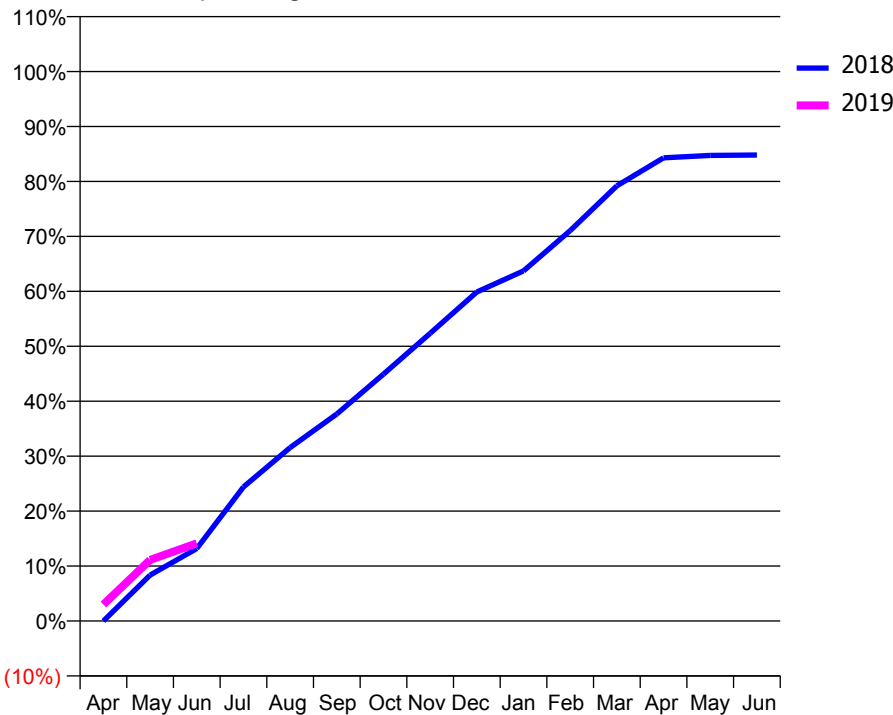
### ACCESS\*

Patients seen in 24 months	Total	Change since previous quarter
Quarter ending June 2017	5,865	
Quarter ending September 2017	5,932	→
Quarter ending December 2017	5,993	→
Quarter ending March 2018	6,137	↑
Quarter ending June 2018	6,159	→
<b>Variance since June 2017</b>	<b>5.0%</b>	<b>↑</b>



### ACTIVITY

Cumulative percentage of contracted UDA delivered 2018 & 2019



Month	Adjusted Scheduled Activity (UDA)	
	2018	2019
April	0	560
May	1,565	2,084
June	2,473	2,647
July	4,573	
August	5,912	
September	7,061	
October	8,417	
November	9,809	
December	11,218	
January	11,936	
February	13,309	
March	14,837	
April	15,794	
May	15,875	
June	15,887	

### QUALITY

	Quantity	Base Number	Contract	AT	Region	England
% of FP17s for the same patient ID Re-attending within 3 months - Children	27	368	7.3%	9.3%	11.3%	11.5%
% of FP17s for the same patient ID Re-attending within 3 months - Adults	167	1,687	9.9%	13.6%	14.9%	15.4%
% of FP17s for the same patient ID Re-attending between 3 & 9 months - Children	206	368	56.0%	61.2%	60.0%	58.9%
% of FP17s for the same patient ID Re-attending between 3 & 9 months - Adults	1,006	1,687	59.6%	53.1%	52.6%	51.6%
% of FP17s for Band 1 Urgent Courses	76	1,488	5.1%	7.5%	7.9%	8.9%
% of FP17s Relating to Free Repair or Replacements	11	1,488	0.7%	0.8%	0.8%	0.8%
% of FP17s Relating to Continuations	10	1,488	0.7%	0.9%	0.9%	0.9%
% of Patients satisfied with the dentistry they have received	12	12	100.0%	93.2%	93.2%	93.2%
% of Patients satisfied with the time they had to wait for an appointment	10	12	83.3%	86.5%	89.1%	88.8%

\* This is based on patients treated on this contract for their most recent course of treatment. Figures in italics indicate the base number of FP17s or Patient Questionnaire responses are less than 100. N/A is shown where the base number of responses is less than 10 during the period. % is calculated as Quantity/Base number\*100

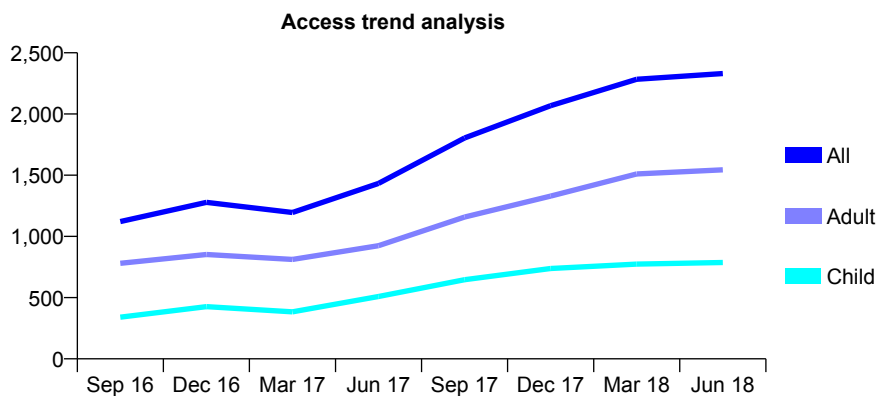
## Q59 - Vital Signs At a Glance Contract Report for 812811/0001 - June 2018

Name or company name	MRS S KAUR
Contract type name	GDS Contract
Purpose of contract	General
Contract start date	01/04/2006
Contract end date	

18/19 Contracted general activity (UDA)	7,982
Carry forward general activity (UDA)	0
18/19 Contracted orthodontic activity (UOA)	0
Carry forward orthodontic activity (UOA)	0
Baseline contract value	£207,076.61

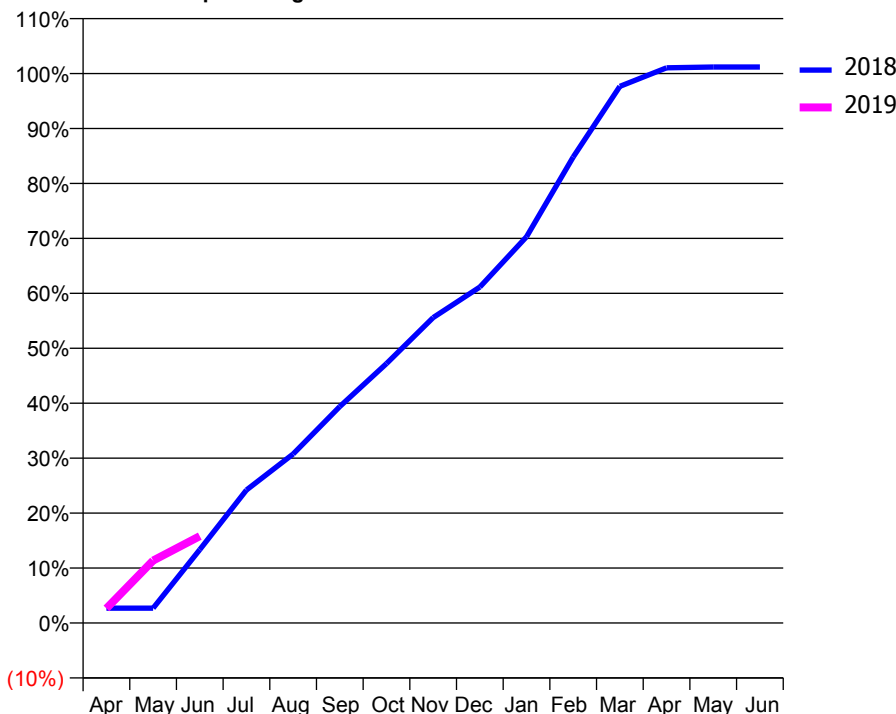
### ACCESS\*

Patients seen in 24 months	Total	Change since previous quarter
Quarter ending June 2017	1,433	
Quarter ending September 2017	1,805	↑
Quarter ending December 2017	2,068	↑
Quarter ending March 2018	2,284	↑
Quarter ending June 2018	2,331	↑
<b>Variance since June 2017</b>	<b>62.7%</b>	<b>↑</b>



### ACTIVITY

Cumulative percentage of contracted UDA delivered 2018 & 2019



Month	Adjusted Scheduled Activity (UDA)	
	2018	2019
April	216	212
May	216	907
June	1,067	1,263
July	1,931	
August	2,454	
September	3,145	
October	3,769	
November	4,437	
December	4,879	
January	5,611	
February	6,769	
March	7,795	
April	8,065	
May	8,077	
June	8,077	

### QUALITY

	Quantity	Base Number	Contract	AT	Region	England
% of FP17s for the same patient ID Re-attending within 3 months - Children	32	285	11.2%	9.3%	11.3%	11.5%
% of FP17s for the same patient ID Re-attending within 3 months - Adults	109	455	24.0%	13.6%	14.9%	15.4%
% of FP17s for the same patient ID Re-attending between 3 & 9 months - Children	177	285	62.1%	61.2%	60.0%	58.9%
% of FP17s for the same patient ID Re-attending between 3 & 9 months - Adults	199	455	43.7%	53.1%	52.6%	51.6%
% of FP17s for Band 1 Urgent Courses	78	584	13.4%	7.5%	7.9%	8.9%
% of FP17s Relating to Free Repair or Replacements	4	584	0.7%	0.8%	0.8%	0.8%
% of FP17s Relating to Continuations	1	584	0.2%	0.9%	0.9%	0.9%
% of Patients satisfied with the dentistry they have received	3	3	N/A	93.2%	93.2%	93.2%
% of Patients satisfied with the time they had to wait for an appointment	2	3	N/A	86.5%	89.1%	88.8%

\* This is based on patients treated on this contract for their most recent course of treatment. Figures in italics indicate the base number of FP17s or Patient Questionnaire responses are less than 100. N/A is shown where the base number of responses is less than 10 during the period. % is calculated as Quantity/Base number\*100

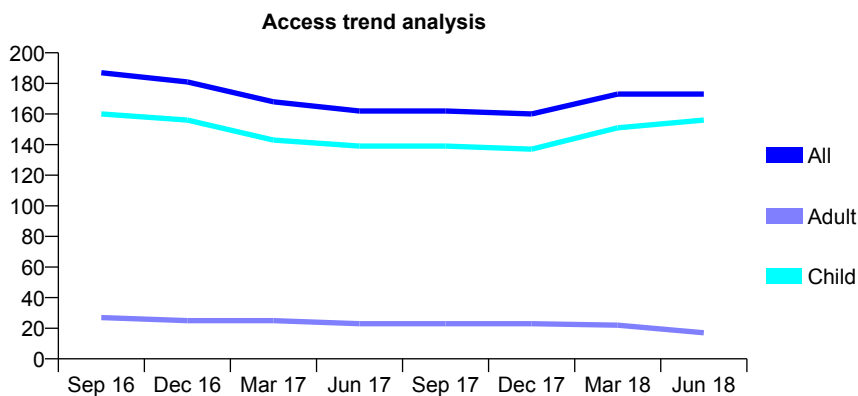
## Q59 - Vital Signs At a Glance Contract Report for 813907/0001 - June 2018

Name or company name	Dr R Janjua & Dr H Mehboob
Contract type name	GDS Contract
Purpose of contract	General
Contract start date	01/04/2006
Contract end date	

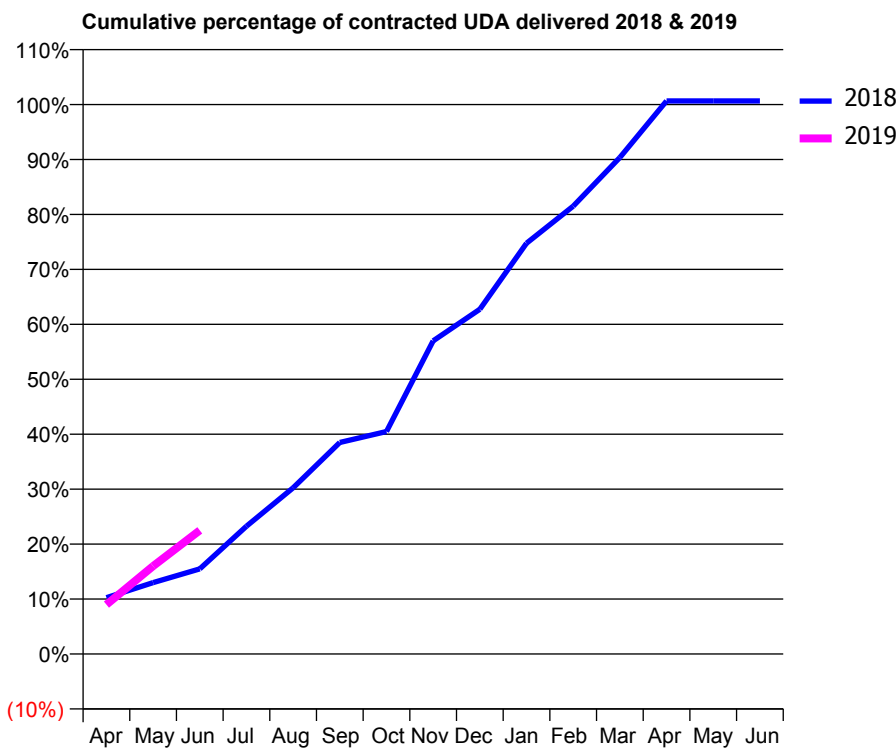
18/19 Contracted general activity (UDA)	400
Carry forward general activity (UDA)	0
18/19 Contracted orthodontic activity (UOA)	0
Carry forward orthodontic activity (UOA)	0
Baseline contract value	£9,147.02

### ACCESS\*

Patients seen in 24 months	Total	Change since previous quarter
Quarter ending June 2017	162	
Quarter ending September 2017	162	→
Quarter ending December 2017	160	↓
Quarter ending March 2018	173	↑
Quarter ending June 2018	173	→
<b>Variance since June 2017</b>	<b>6.8%</b>	<b>↑</b>



### ACTIVITY



Adjusted Scheduled Activity (UDA)		
Month	2018	2019
April	41	36
May	52	64
June	62	90
July	93	
August	121	
September	154	
October	162	
November	228	
December	251	
January	299	
February	326	
March	361	
April	403	
May	403	
June	403	

### QUALITY

	Quantity	Base Number	Contract	AT	Region	England
% of FP17s for the same patient ID Re-attending within 3 months - Children	4	77	5.2%	9.3%	11.3%	11.5%
% of FP17s for the same patient ID Re-attending within 3 months - Adults	0	3	0.0%	13.6%	14.9%	15.4%
% of FP17s for the same patient ID Re-attending between 3 & 9 months - Children	57	77	74.0%	61.2%	60.0%	58.9%
% of FP17s for the same patient ID Re-attending between 3 & 9 months - Adults	3	3	100.0%	53.1%	52.6%	51.6%
% of FP17s for Band 1 Urgent Courses	0	56	0.0%	7.5%	7.9%	8.9%
% of FP17s Relating to Free Repair or Replacements	0	56	0.0%	0.8%	0.8%	0.8%
% of FP17s Relating to Continuations	0	56	0.0%	0.9%	0.9%	0.9%
% of Patients satisfied with the dentistry they have received	0	0	N/A	93.2%	93.2%	93.2%
% of Patients satisfied with the time they had to wait for an appointment	0	0	N/A	86.5%	89.1%	88.8%

\* This is based on patients treated on this contract for their most recent course of treatment. Figures in italics indicate the base number of FP17s or Patient Questionnaire responses are less than 100. N/A is shown where the base number of responses is less than 10 during the period. % is calculated as Quantity/Base number\*100

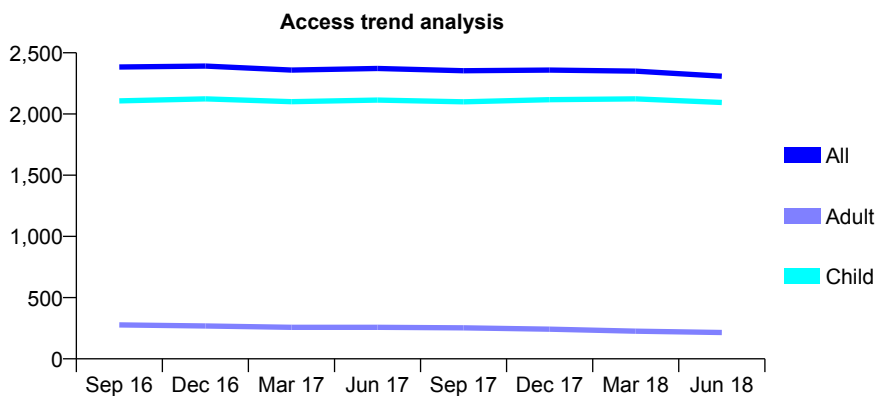
## Q59 - Vital Signs At a Glance Contract Report for 820873/0001 - June 2018

Name or company name	MR ST KACZMARCZYK
Contract type name	GDS Contract
Purpose of contract	General
Contract start date	01/04/2006
Contract end date	

18/19 Contracted general activity (UDA)	5,000
Carry forward general activity (UDA)	0
18/19 Contracted orthodontic activity (UOA)	0
Carry forward orthodontic activity (UOA)	0
Baseline contract value	£104,266.47

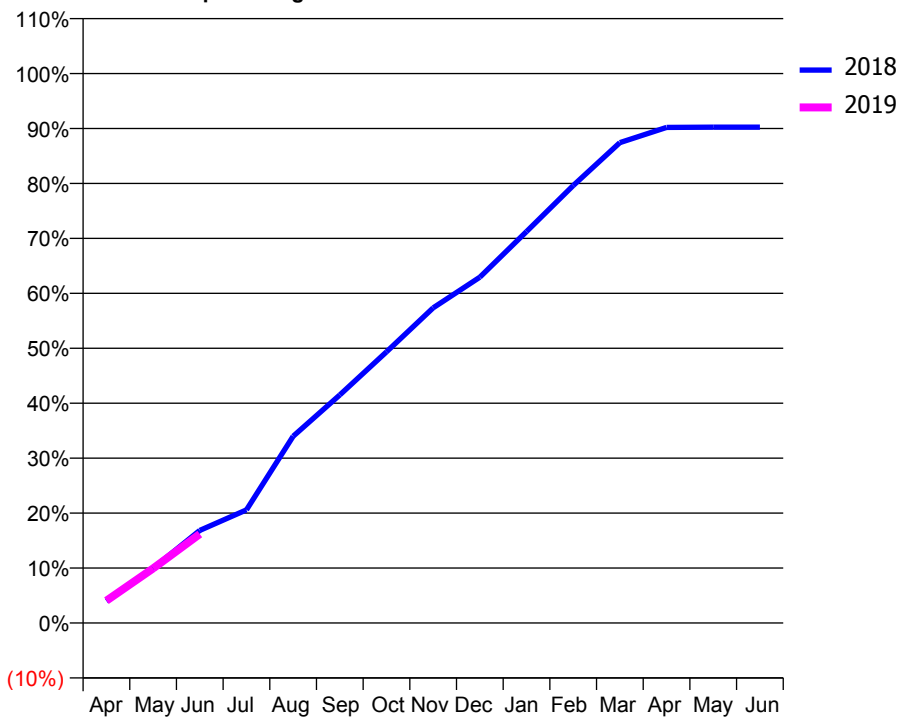
### ACCESS\*

Patients seen in 24 months	Total	Change since previous quarter
Quarter ending June 2017	2,372	
Quarter ending September 2017	2,353	→
Quarter ending December 2017	2,359	→
Quarter ending March 2018	2,350	→
Quarter ending June 2018	2,309	↓
<b>Variance since June 2017</b>	<b>(2.7%)</b>	<b>↓</b>



### ACTIVITY

Cumulative percentage of contracted UDA delivered 2018 & 2019



Month	Adjusted Scheduled Activity (UDA)	
	2018	2019
April	199	203
May	500	497
June	842	810
July	1,029	
August	1,699	
September	2,075	
October	2,467	
November	2,867	
December	3,147	
January	3,562	
February	3,981	
March	4,372	
April	4,510	
May	4,512	
June	4,512	

### QUALITY

	Quantity	Base Number	Contract	AT	Region	England
% of FP17s for the same patient ID Re-attending within 3 months - Children	55	799	6.9%	9.3%	11.3%	11.5%
% of FP17s for the same patient ID Re-attending within 3 months - Adults	0	0	N/A	13.6%	14.9%	15.4%
% of FP17s for the same patient ID Re-attending between 3 & 9 months - Children	622	799	77.8%	61.2%	60.0%	58.9%
% of FP17s for the same patient ID Re-attending between 3 & 9 months - Adults	0	0	N/A	53.1%	52.6%	51.6%
% of FP17s for Band 1 Urgent Courses	29	669	4.3%	7.5%	7.9%	8.9%
% of FP17s Relating to Free Repair or Replacements	0	669	0.0%	0.8%	0.8%	0.8%
% of FP17s Relating to Continuations	0	669	0.0%	0.9%	0.9%	0.9%
% of Patients satisfied with the dentistry they have received	2	2	N/A	93.2%	93.2%	93.2%
% of Patients satisfied with the time they had to wait for an appointment	2	2	N/A	86.5%	89.1%	88.8%

\* This is based on patients treated on this contract for their most recent course of treatment. Figures in italics indicate the base number of FP17s or Patient Questionnaire responses are less than 100. N/A is shown where the base number of responses is less than 10 during the period. % is calculated as Quantity/Base number\*100

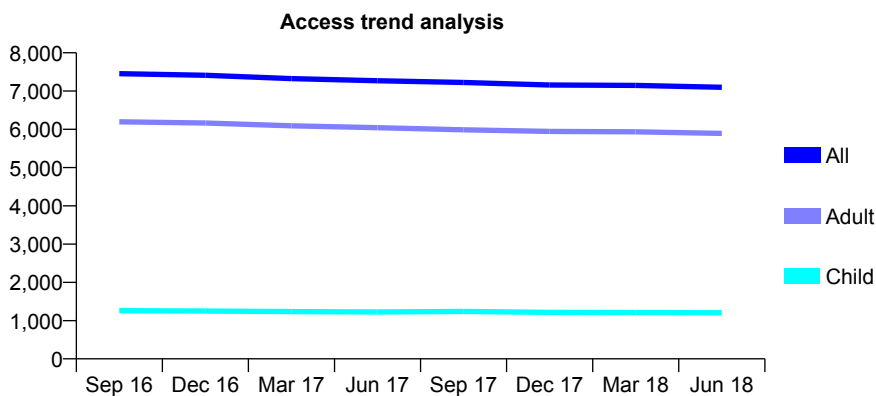
## Q59 - Vital Signs At a Glance Contract Report for 840386/0002 - June 2018

Name or company name	MR AW GEMMELL
Contract type name	GDS Contract
Purpose of contract	General and Orthodontic
Contract start date	01/08/2009
Contract end date	

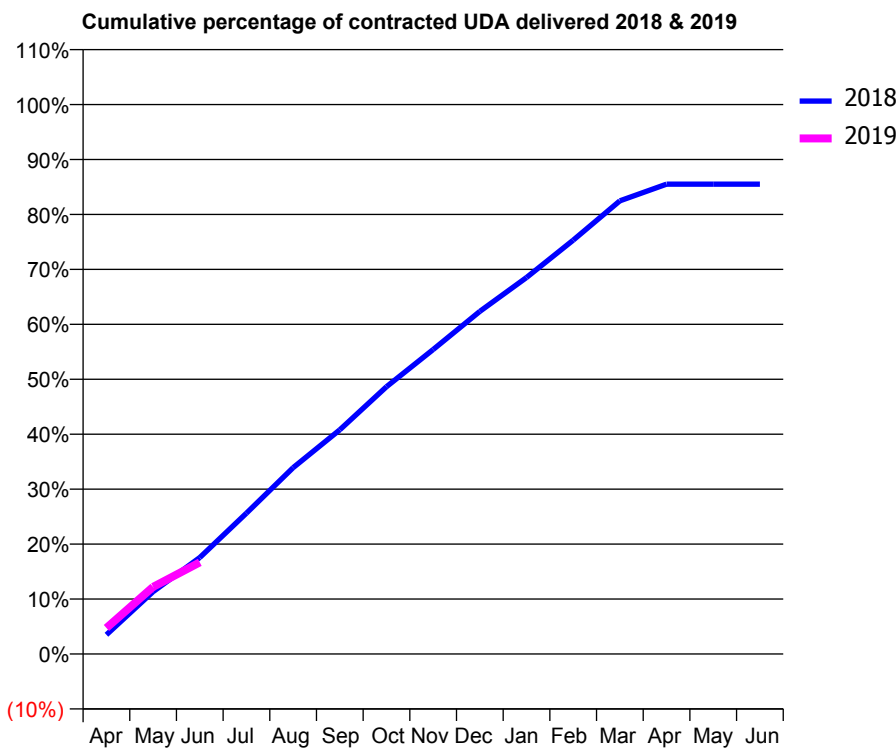
18/19 Contracted general activity (UDA)	21,500
Carry forward general activity (UDA)	0
18/19 Contracted orthodontic activity (UOA)	660
Carry forward orthodontic activity (UOA)	0
Baseline contract value	£523,578.52

### ACCESS\*

Patients seen in 24 months	Total	Change since previous quarter
Quarter ending June 2017	7,269	
Quarter ending September 2017	7,226	→
Quarter ending December 2017	7,158	→
Quarter ending March 2018	7,147	→
Quarter ending June 2018	7,098	→
<b>Variance since June 2017</b>	<b>(2.4%)</b>	<b>↓</b>



### ACTIVITY



Month	Adjusted Scheduled Activity (UDA)	
	2018	2019
April	755	1,018
May	2,437	2,627
June	3,777	3,585
July	5,510	
August	7,291	
September	8,775	
October	10,459	
November	11,915	
December	13,405	
January	14,729	
February	16,194	
March	17,732	
April	18,383	
May	18,382	
June	18,382	

### QUALITY

	Quantity	Base Number	Contract	AT	Region	England
% of FP17s for the same patient ID Re-attending within 3 months - Children	39	519	7.5%	9.3%	11.3%	11.5%
% of FP17s for the same patient ID Re-attending within 3 months - Adults	274	2,362	11.6%	13.6%	14.9%	15.4%
% of FP17s for the same patient ID Re-attending between 3 & 9 months - Children	384	519	74.0%	61.2%	60.0%	58.9%
% of FP17s for the same patient ID Re-attending between 3 & 9 months - Adults	1,539	2,362	65.2%	53.1%	52.6%	51.6%
% of FP17s for Band 1 Urgent Courses	55	2,138	2.6%	7.5%	7.9%	8.9%
% of FP17s Relating to Free Repair or Replacements	20	2,138	0.9%	0.8%	0.8%	0.8%
% of FP17s Relating to Continuations	47	2,138	2.2%	0.9%	0.9%	0.9%
% of Patients satisfied with the dentistry they have received	8	9	N/A	93.2%	93.2%	93.2%
% of Patients satisfied with the time they had to wait for an appointment	8	9	N/A	86.5%	89.1%	88.8%

\* This is based on patients treated on this contract for their most recent course of treatment. Figures in italics indicate the base number of FP17s or Patient Questionnaire responses are less than 100. N/A is shown where the base number of responses is less than 10 during the period. % is calculated as Quantity/Base number\*100

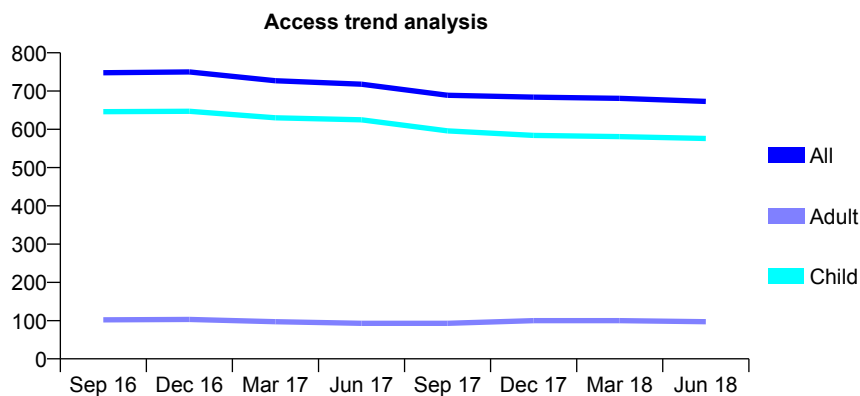
## Q59 - Vital Signs At a Glance Contract Report for 867861/0001 - June 2018

Name or company name	MR DM AUNIANU
Contract type name	GDS Contract
Purpose of contract	General
Contract start date	01/05/2014
Contract end date	

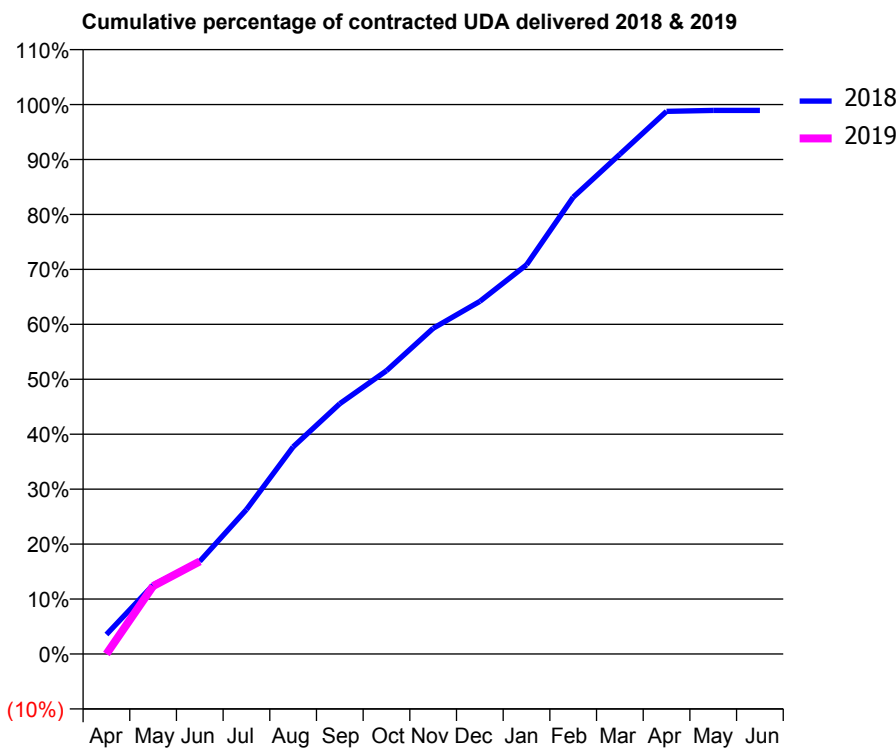
18/19 Contracted general activity (UDA)	2,219
Carry forward general activity (UDA)	0
18/19 Contracted orthodontic activity (UOA)	0
Carry forward orthodontic activity (UOA)	0
Baseline contract value	£59,900.34

### ACCESS\*

Patients seen in 24 months	Total	Change since previous quarter
Quarter ending June 2017	718	
Quarter ending September 2017	689	↓
Quarter ending December 2017	684	→
Quarter ending March 2018	681	→
Quarter ending June 2018	673	↓
<b>Variance since June 2017</b>	<b>(6.3%)</b>	<b>↓</b>



### ACTIVITY



Month	Adjusted Scheduled Activity (UDA)	
	2018	2019
April	79	0
May	278	274
June	374	374
July	584	
August	837	
September	1,011	
October	1,144	
November	1,315	
December	1,424	
January	1,571	
February	1,844	
March	2,018	
April	2,191	
May	2,195	
June	2,195	

### QUALITY

	Quantity	Base Number	Contract	AT	Region	England
% of FP17s for the same patient ID Re-attending within 3 months - Children	20	256	7.8%	9.3%	11.3%	11.5%
% of FP17s for the same patient ID Re-attending within 3 months - Adults	2	16	12.5%	13.6%	14.9%	15.4%
% of FP17s for the same patient ID Re-attending between 3 & 9 months - Children	190	256	74.2%	61.2%	60.0%	58.9%
% of FP17s for the same patient ID Re-attending between 3 & 9 months - Adults	11	16	68.8%	53.1%	52.6%	51.6%
% of FP17s for Band 1 Urgent Courses	9	187	4.8%	7.5%	7.9%	8.9%
% of FP17s Relating to Free Repair or Replacements	0	187	0.0%	0.8%	0.8%	0.8%
% of FP17s Relating to Continuations	2	187	1.1%	0.9%	0.9%	0.9%
% of Patients satisfied with the dentistry they have received	1	1	N/A	93.2%	93.2%	93.2%
% of Patients satisfied with the time they had to wait for an appointment	0	1	N/A	86.5%	89.1%	88.8%

\* This is based on patients treated on this contract for their most recent course of treatment. Figures in italics indicate the base number of FP17s or Patient Questionnaire responses are less than 100. N/A is shown where the base number of responses is less than 10 during the period. % is calculated as Quantity/Base number\*100

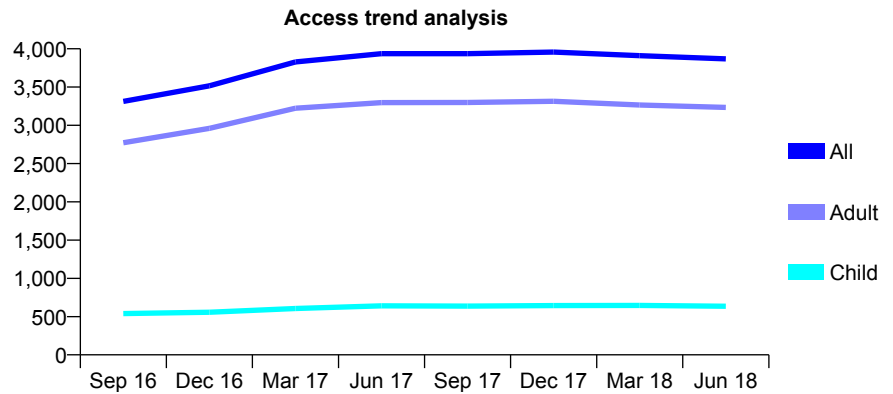
## Q59 - Vital Signs At a Glance Contract Report for 877530/0001 - June 2018

Name or company name	MR S RAO PORUMAMILLA
Contract type name	GDS Contract
Purpose of contract	General
Contract start date	01/05/2015
Contract end date	

18/19 Contracted general activity (UDA)	10,054
Carry forward general activity (UDA)	0
18/19 Contracted orthodontic activity (UOA)	0
Carry forward orthodontic activity (UOA)	0
Baseline contract value	£200,418.25

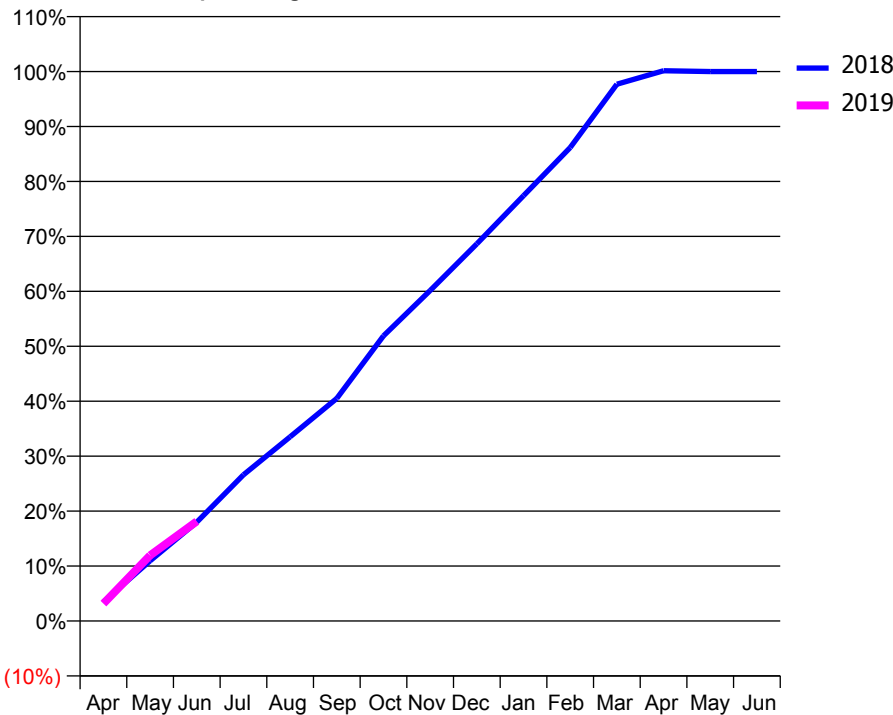
### ACCESS\*

Patients seen in 24 months	Total	Change since previous quarter
Quarter ending June 2017	3,937	
Quarter ending September 2017	3,936	→
Quarter ending December 2017	3,958	→
Quarter ending March 2018	3,911	↓
Quarter ending June 2018	3,869	↓
<b>Variance since June 2017</b>	<b>(1.7%)</b>	<b>↓</b>



### ACTIVITY

Cumulative percentage of contracted UDA delivered 2018 & 2019



Month	Adjusted Scheduled Activity (UDA)	
	2018	2019
April	350	319
May	1,100	1,202
June	1,810	1,824
July	2,674	
August	3,370	
September	4,073	
October	5,217	
November	6,047	
December	6,901	
January	7,782	
February	8,664	
March	9,821	
April	10,067	
May	10,054	
June	10,054	

### QUALITY

	Quantity	Base Number	Contract	AT	Region	England
% of FP17s for the same patient ID Re-attending within 3 months - Children	12	200	6.0%	9.3%	11.3%	11.5%
% of FP17s for the same patient ID Re-attending within 3 months - Adults	77	992	7.8%	13.6%	14.9%	15.4%
% of FP17s for the same patient ID Re-attending between 3 & 9 months - Children	130	200	65.0%	61.2%	60.0%	58.9%
% of FP17s for the same patient ID Re-attending between 3 & 9 months - Adults	709	992	71.5%	53.1%	52.6%	51.6%
% of FP17s for Band 1 Urgent Courses	75	1,033	7.3%	7.5%	7.9%	8.9%
% of FP17s Relating to Free Repair or Replacements	3	1,033	0.3%	0.8%	0.8%	0.8%
% of FP17s Relating to Continuations	0	1,033	0.0%	0.9%	0.9%	0.9%
% of Patients satisfied with the dentistry they have received	7	7	N/A	93.2%	93.2%	93.2%
% of Patients satisfied with the time they had to wait for an appointment	7	7	N/A	86.5%	89.1%	88.8%

\* This is based on patients treated on this contract for their most recent course of treatment. Figures in italics indicate the base number of FP17s or Patient Questionnaire responses are less than 100. N/A is shown where the base number of responses is less than 10 during the period. % is calculated as Quantity/Base number\*100

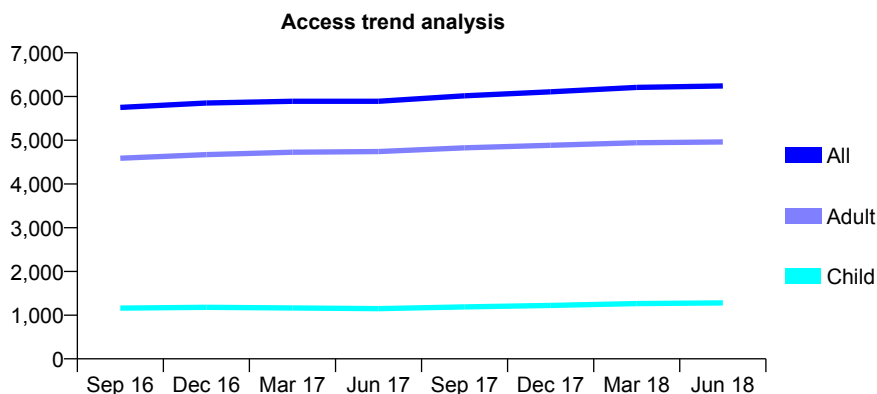
## Q59 - Vital Signs At a Glance Contract Report for 884286/0001 - June 2018

Name or company name	MISS R MANDALIA
Contract type name	GDS Contract
Purpose of contract	General
Contract start date	01/04/2008
Contract end date	

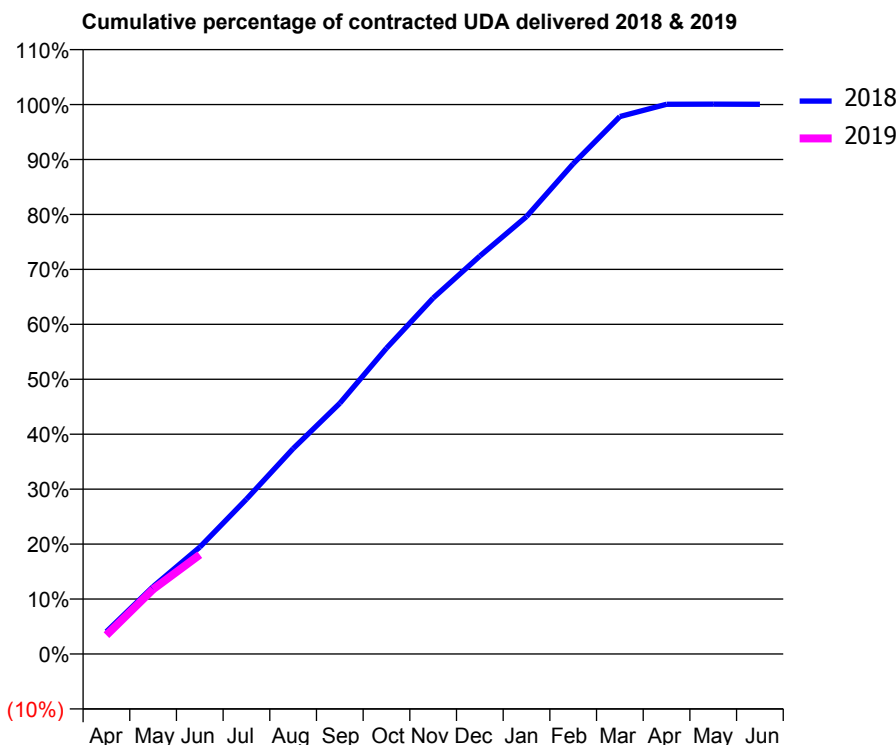
18/19 Contracted general activity (UDA)	17,732
Carry forward general activity (UDA)	0
18/19 Contracted orthodontic activity (UOA)	0
Carry forward orthodontic activity (UOA)	0
Baseline contract value	£428,572.36

### ACCESS\*

Patients seen in 24 months	Total	Change since previous quarter
Quarter ending June 2017	5,890	
Quarter ending September 2017	6,015	↑
Quarter ending December 2017	6,107	→
Quarter ending March 2018	6,207	→
Quarter ending June 2018	6,241	→
<b>Variance since June 2017</b>	<b>6.0%</b>	<b>↑</b>



### ACTIVITY



Month	Adjusted Scheduled Activity (UDA)	
	2018	2019
April	722	609
May	2,174	2,088
June	3,450	3,202
July	4,998	
August	6,628	
September	8,090	
October	9,868	
November	11,485	
December	12,841	
January	14,114	
February	15,819	
March	17,345	
April	17,740	
May	17,744	
June	17,741	

### QUALITY

	Quantity	Base Number	Contract	AT	Region	England
% of FP17s for the same patient ID Re-attending within 3 months - Children	24	435	5.5%	9.3%	11.3%	11.5%
% of FP17s for the same patient ID Re-attending within 3 months - Adults	171	1,690	10.1%	13.6%	14.9%	15.4%
% of FP17s for the same patient ID Re-attending between 3 & 9 months - Children	309	435	71.0%	61.2%	60.0%	58.9%
% of FP17s for the same patient ID Re-attending between 3 & 9 months - Adults	1,065	1,690	63.0%	53.1%	52.6%	51.6%
% of FP17s for Band 1 Urgent Courses	121	1,880	6.4%	7.5%	7.9%	8.9%
% of FP17s Relating to Free Repair or Replacements	6	1,880	0.3%	0.8%	0.8%	0.8%
% of FP17s Relating to Continuations	7	1,880	0.4%	0.9%	0.9%	0.9%
% of Patients satisfied with the dentistry they have received	6	8	N/A	93.2%	93.2%	93.2%
% of Patients satisfied with the time they had to wait for an appointment	5	8	N/A	86.5%	89.1%	88.8%

\* This is based on patients treated on this contract for their most recent course of treatment. Figures in italics indicate the base number of FP17s or Patient Questionnaire responses are less than 100. N/A is shown where the base number of responses is less than 10 during the period. % is calculated as Quantity/Base number\*100



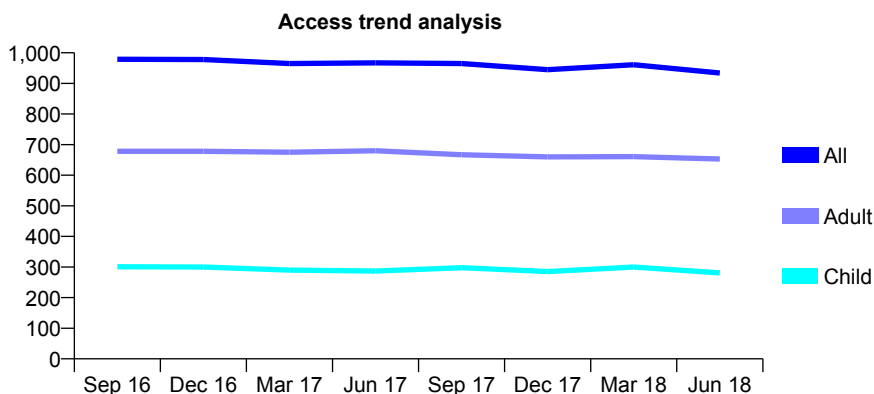
## Q59 - Vital Signs At a Glance Contract Report for 888761/0001 - June 2018

Name or company name	MR JF HAWKINS
Contract type name	GDS Contract
Purpose of contract	General and Orthodontic
Contract start date	01/04/2006
Contract end date	

18/19 Contracted general activity (UDA)	2,400
Carry forward general activity (UDA)	0
18/19 Contracted orthodontic activity (UOA)	197
Carry forward orthodontic activity (UOA)	0
Baseline contract value	£66,706.77

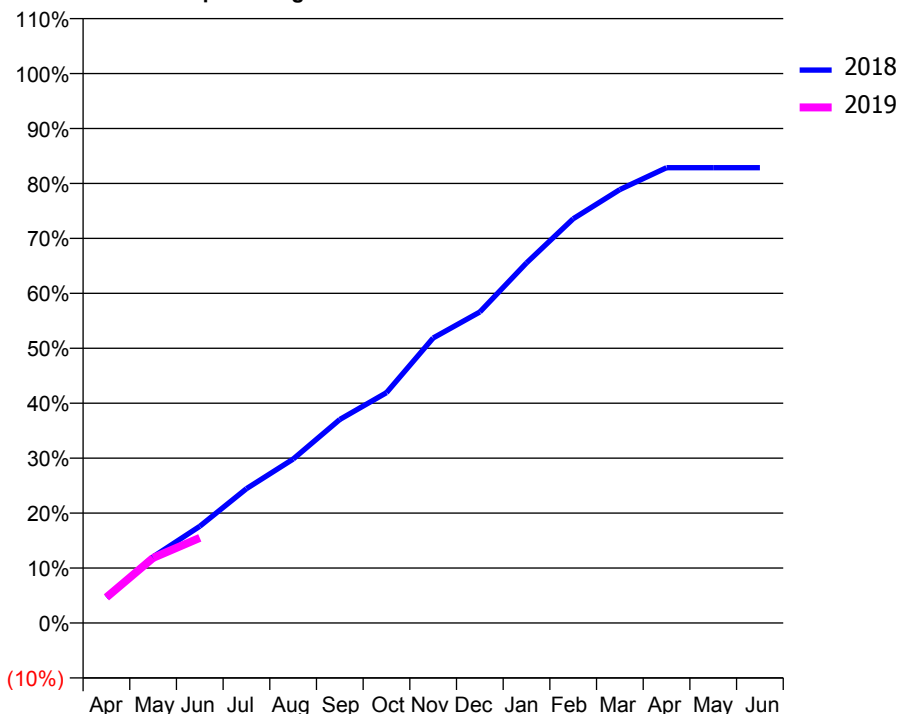
### ACCESS\*

Patients seen in 24 months	Total	Change since previous quarter
Quarter ending June 2017	967	
Quarter ending September 2017	965	→
Quarter ending December 2017	945	↓
Quarter ending March 2018	961	→
Quarter ending June 2018	934	↓
<b>Variance since June 2017</b>	<b>(3.4%)</b>	<b>↓</b>



### ACTIVITY

Cumulative percentage of contracted UDA delivered 2018 & 2019



Adjusted Scheduled Activity (UDA)

Month	2018	2019
April	112	112
May	289	284
June	423	372
July	587	
August	716	
September	889	
October	1,006	
November	1,245	
December	1,358	
January	1,573	
February	1,766	
March	1,893	
April	1,988	
May	1,988	
June	1,988	

### QUALITY

	Quantity	Base Number	Contract	AT	Region	England
% of FP17s for the same patient ID Re-attending within 3 months - Children	5	111	4.5%	9.3%	11.3%	11.5%
% of FP17s for the same patient ID Re-attending within 3 months - Adults	21	220	9.5%	13.6%	14.9%	15.4%
% of FP17s for the same patient ID Re-attending between 3 & 9 months - Children	73	111	65.8%	61.2%	60.0%	58.9%
% of FP17s for the same patient ID Re-attending between 3 & 9 months - Adults	150	220	68.2%	53.1%	52.6%	51.6%
% of FP17s for Band 1 Urgent Courses	10	256	3.9%	7.5%	7.9%	8.9%
% of FP17s Relating to Free Repair or Replacements	0	256	0.0%	0.8%	0.8%	0.8%
% of FP17s Relating to Continuations	6	256	2.3%	0.9%	0.9%	0.9%
% of Patients satisfied with the dentistry they have received	1	1	N/A	93.2%	93.2%	93.2%
% of Patients satisfied with the time they had to wait for an appointment	1	1	N/A	86.5%	89.1%	88.8%

\* This is based on patients treated on this contract for their most recent course of treatment. Figures in italics indicate the base number of FP17s or Patient Questionnaire responses are less than 100. N/A is shown where the base number of responses is less than 10 during the period. % is calculated as Quantity/Base number\*100

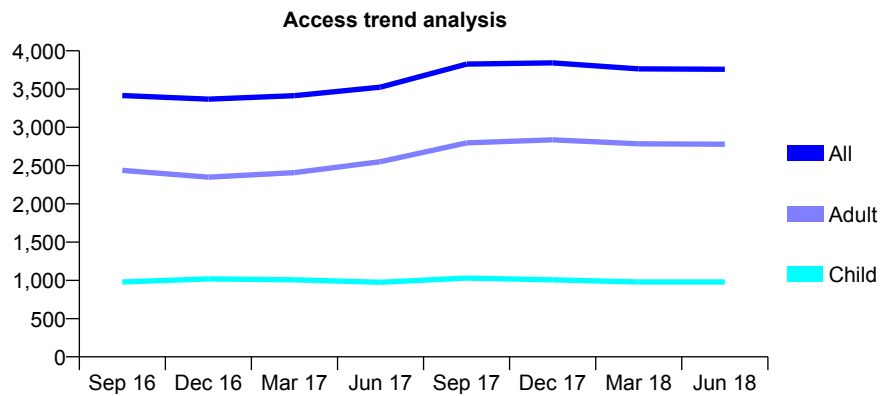
## Q59 - Vital Signs At a Glance Contract Report for 906018/0001 - June 2018

Name or company name	MR P MARTIN
Contract type name	GDS Contract
Purpose of contract	General
Contract start date	01/04/2006
Contract end date	

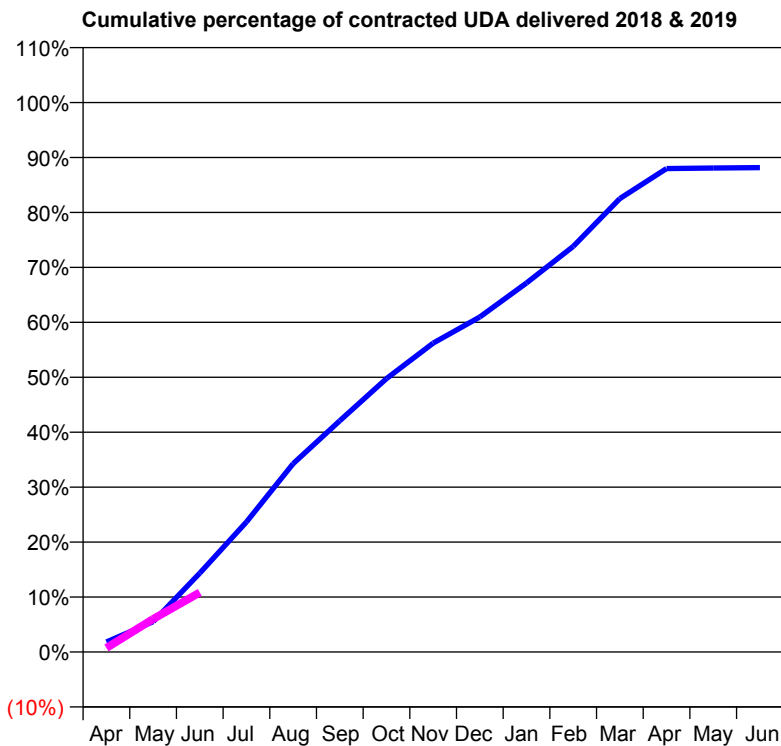
18/19 Contracted general activity (UDA)	13,550
Carry forward general activity (UDA)	0
18/19 Contracted orthodontic activity (UOA)	0
Carry forward orthodontic activity (UOA)	0
Baseline contract value	£282,855.20

### ACCESS\*

Patients seen in 24 months	Total	Change since previous quarter
Quarter ending June 2017	3,525	
Quarter ending September 2017	3,826	↑
Quarter ending December 2017	3,843	→
Quarter ending March 2018	3,764	↓
Quarter ending June 2018	3,758	→
<b>Variance since June 2017</b>	<b>6.6%</b>	<b>↑</b>



### ACTIVITY



Month	Adjusted Scheduled Activity (UDA)	
	2018	2019
April	249	102
May	747	814
June	1,943	1,467
July	3,206	
August	4,644	
September	5,705	
October	6,743	
November	7,617	
December	8,260	
January	9,100	
February	10,001	
March	11,181	
April	11,923	
May	11,935	
June	11,946	

### QUALITY

	Quantity	Base Number	Contract	AT	Region	England
% of FP17s for the same patient ID Re-attending within 3 months - Children	10	295	3.4%	9.3%	11.3%	11.5%
% of FP17s for the same patient ID Re-attending within 3 months - Adults	92	715	12.9%	13.6%	14.9%	15.4%
% of FP17s for the same patient ID Re-attending between 3 & 9 months - Children	163	295	55.3%	61.2%	60.0%	58.9%
% of FP17s for the same patient ID Re-attending between 3 & 9 months - Adults	410	715	57.3%	53.1%	52.6%	51.6%
% of FP17s for Band 1 Urgent Courses	36	687	5.2%	7.5%	7.9%	8.9%
% of FP17s Relating to Free Repair or Replacements	9	687	1.3%	0.8%	0.8%	0.8%
% of FP17s Relating to Continuations	4	687	0.6%	0.9%	0.9%	0.9%
% of Patients satisfied with the dentistry they have received	35	37	94.6%	93.2%	93.2%	93.2%
% of Patients satisfied with the time they had to wait for an appointment	35	37	94.6%	86.5%	89.1%	88.8%

\* This is based on patients treated on this contract for their most recent course of treatment. Figures in italics indicate the base number of FP17s or Patient Questionnaire responses are less than 100. N/A is shown where the base number of responses is less than 10 during the period. % is calculated as Quantity/Base number\*100

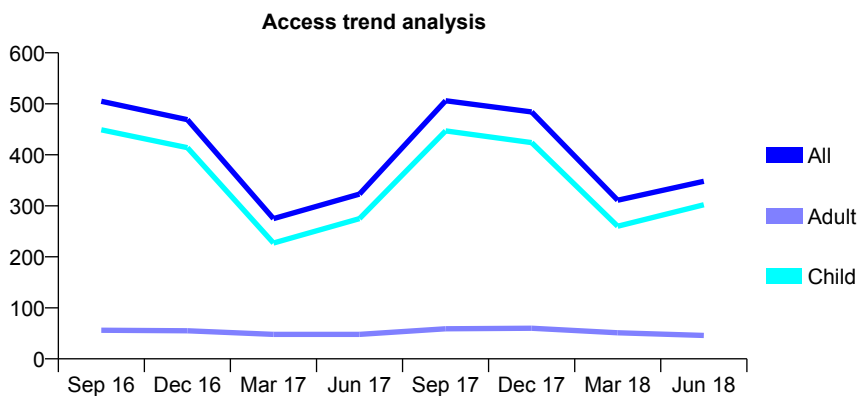
## Q59 - Vital Signs At a Glance Contract Report for 906794/0001 - June 2018

Name or company name	Miss N Morjaria
Contract type name	GDS Contract
Purpose of contract	General
Contract start date	01/04/2006
Contract end date	

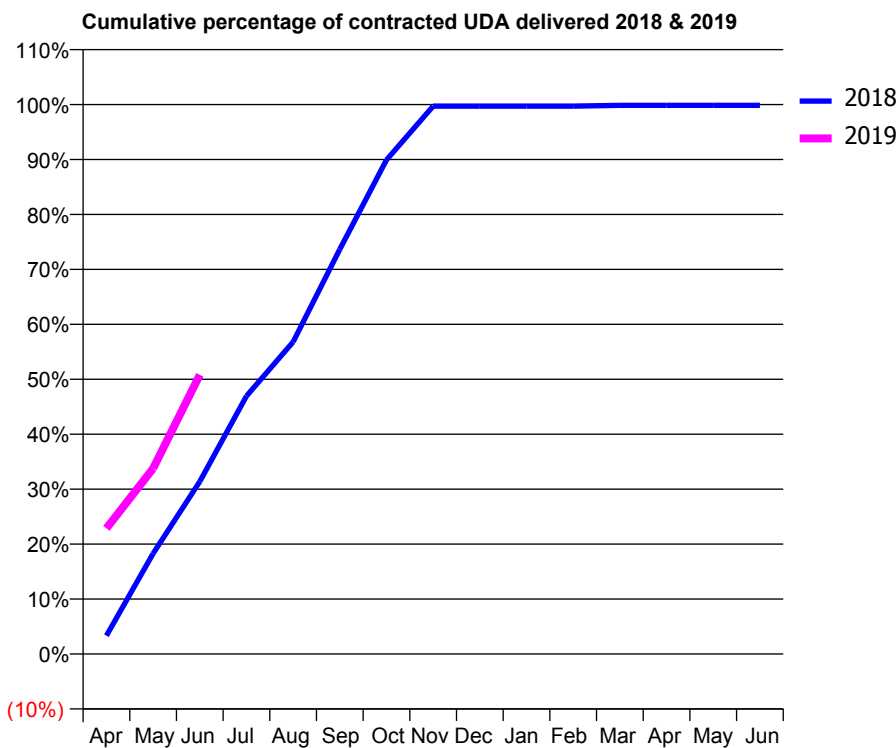
18/19 Contracted general activity (UDA)	750
Carry forward general activity (UDA)	0
18/19 Contracted orthodontic activity (UOA)	0
Carry forward orthodontic activity (UOA)	0
Baseline contract value	£19,011.72

### ACCESS\*

Patients seen in 24 months	Total	Change since previous quarter
Quarter ending June 2017	323	
Quarter ending September 2017	506	↑
Quarter ending December 2017	484	↓
Quarter ending March 2018	311	↓
Quarter ending June 2018	348	↑
<b>Variance since June 2017</b>	<b>7.7%</b>	<b>↑</b>



### ACTIVITY



Month	Adjusted Scheduled Activity (UDA)	
	2018	2019
April	25	172
May	137	253
June	235	381
July	352	
August	426	
September	552	
October	674	
November	748	
December	748	
January	748	
February	748	
March	749	
April	749	
May	749	
June	749	

### QUALITY

	Quantity	Base Number	Contract	AT	Region	England
% of FP17s for the same patient ID Re-attending within 3 months - Children	1	153	0.7%	9.3%	11.3%	11.5%
% of FP17s for the same patient ID Re-attending within 3 months - Adults	0	7	0.0%	13.6%	14.9%	15.4%
% of FP17s for the same patient ID Re-attending between 3 & 9 months - Children	82	153	53.6%	61.2%	60.0%	58.9%
% of FP17s for the same patient ID Re-attending between 3 & 9 months - Adults	1	7	14.3%	53.1%	52.6%	51.6%
% of FP17s for Band 1 Urgent Courses	10	159	6.3%	7.5%	7.9%	8.9%
% of FP17s Relating to Free Repair or Replacements	0	159	0.0%	0.8%	0.8%	0.8%
% of FP17s Relating to Continuations	0	159	0.0%	0.9%	0.9%	0.9%
% of Patients satisfied with the dentistry they have received	1	1	N/A	93.2%	93.2%	93.2%
% of Patients satisfied with the time they had to wait for an appointment	1	1	N/A	86.5%	89.1%	88.8%

\* This is based on patients treated on this contract for their most recent course of treatment. Figures in italics indicate the base number of FP17s or Patient Questionnaire responses are less than 100. N/A is shown where the base number of responses is less than 10 during the period. % is calculated as Quantity/Base number\*100

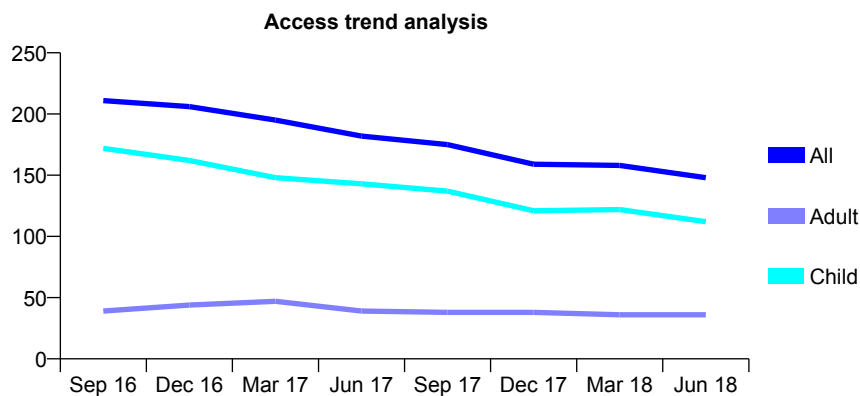
## Q59 - Vital Signs At a Glance Contract Report for 911666/0001 - June 2018

Name or company name	MR LT FITZPATRICK
Contract type name	GDS Contract
Purpose of contract	General
Contract start date	01/04/2006
Contract end date	

18/19 Contracted general activity (UDA)	260
Carry forward general activity (UDA)	0
18/19 Contracted orthodontic activity (UOA)	0
Carry forward orthodontic activity (UOA)	0
Baseline contract value	£5,922.56

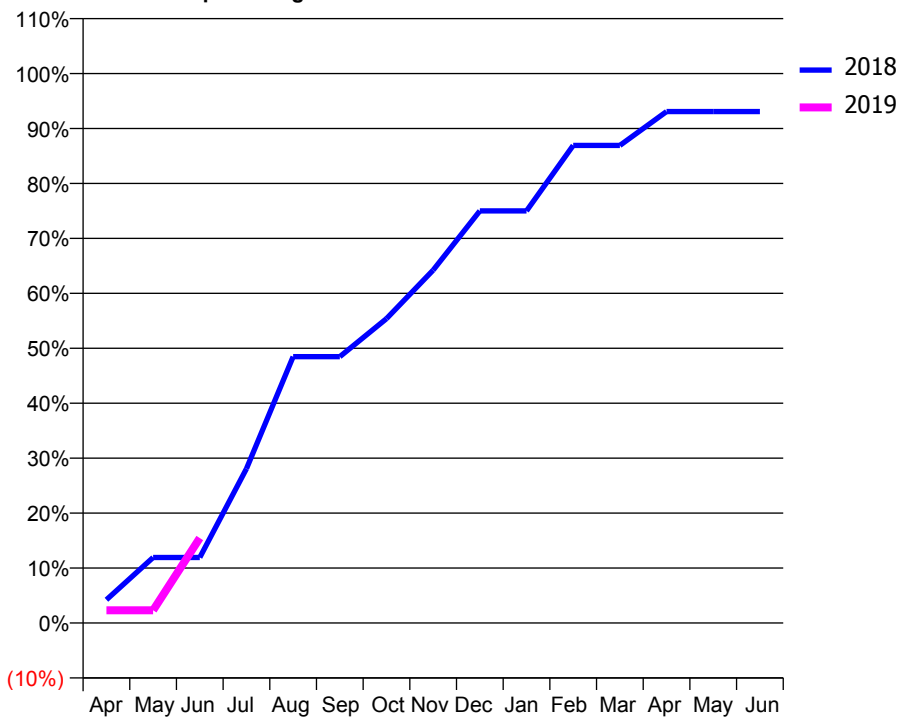
### ACCESS\*

Patients seen in 24 months	Total	Change since previous quarter
Quarter ending June 2017	182	
Quarter ending September 2017	175	↓
Quarter ending December 2017	159	↓
Quarter ending March 2018	158	→
Quarter ending June 2018	148	↓
<b>Variance since June 2017</b>	<b>(18.7%)</b>	<b>↓</b>



### ACTIVITY

Cumulative percentage of contracted UDA delivered 2018 & 2019



Adjusted Scheduled Activity (UDA)

Month	2018	2019
April	11	6
May	31	6
June	31	40
July	73	
August	126	
September	126	
October	144	
November	167	
December	195	
January	195	
February	226	
March	226	
April	242	
May	242	
June	242	

### QUALITY

	Quantity	Base Number	Contract	AT	Region	England
% of FP17s for the same patient ID Re-attending within 3 months - Children	1	40	2.5%	9.3%	11.3%	11.5%
% of FP17s for the same patient ID Re-attending within 3 months - Adults	0	0	N/A	13.6%	14.9%	15.4%
% of FP17s for the same patient ID Re-attending between 3 & 9 months - Children	26	40	65.0%	61.2%	60.0%	58.9%
% of FP17s for the same patient ID Re-attending between 3 & 9 months - Adults	0	0	N/A	53.1%	52.6%	51.6%
% of FP17s for Band 1 Urgent Courses	1	25	4.0%	7.5%	7.9%	8.9%
% of FP17s Relating to Free Repair or Replacements	0	25	0.0%	0.8%	0.8%	0.8%
% of FP17s Relating to Continuations	0	25	0.0%	0.9%	0.9%	0.9%
% of Patients satisfied with the dentistry they have received	0	0	N/A	93.2%	93.2%	93.2%
% of Patients satisfied with the time they had to wait for an appointment	0	0	N/A	86.5%	89.1%	88.8%

\* This is based on patients treated on this contract for their most recent course of treatment. Figures in italics indicate the base number of FP17s or Patient Questionnaire responses are less than 100. N/A is shown where the base number of responses is less than 10 during the period. % is calculated as Quantity/Base number\*100

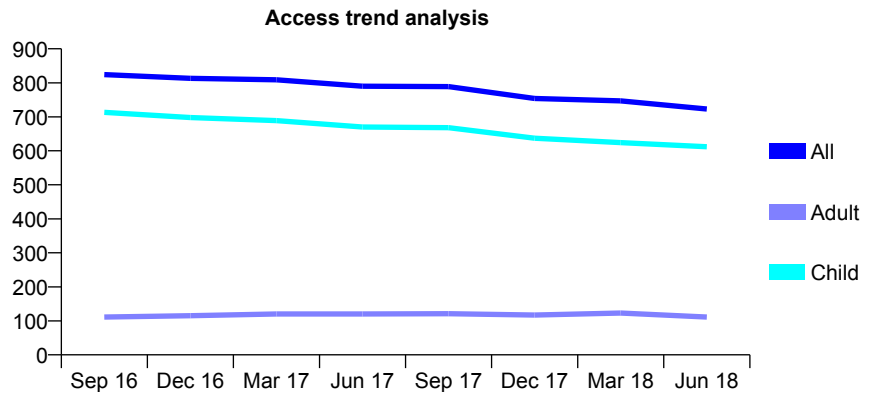
## Q59 - Vital Signs At a Glance Contract Report for 914975/0001 - June 2018

Name or company name	MR CR SUTTON
Contract type name	GDS Contract
Purpose of contract	General and Orthodontic
Contract start date	01/04/2006
Contract end date	

18/19 Contracted general activity (UDA)	1,350
Carry forward general activity (UDA)	0
18/19 Contracted orthodontic activity (UOA)	1,346
Carry forward orthodontic activity (UOA)	0
Baseline contract value	£125,639.56

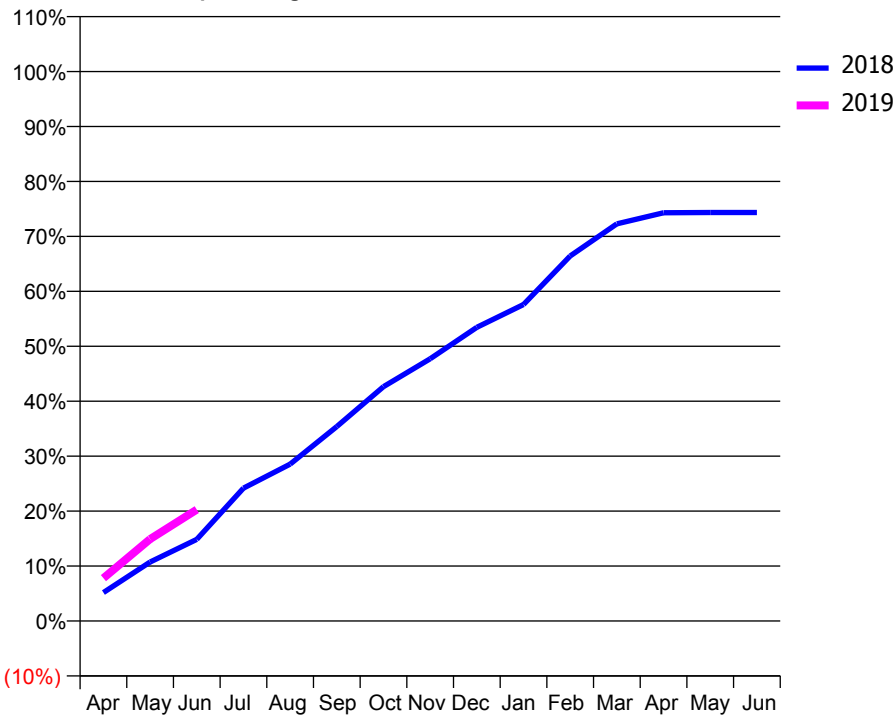
### ACCESS\*

Patients seen in 24 months	Total	Change since previous quarter
Quarter ending June 2017	790	
Quarter ending September 2017	789	→
Quarter ending December 2017	754	↓
Quarter ending March 2018	747	→
Quarter ending June 2018	723	↓
<b>Variance since June 2017</b>	<b>(8.5%)</b>	<b>↓</b>



### ACTIVITY

Cumulative percentage of contracted UDA delivered 2018 & 2019



Month	Adjusted Scheduled Activity (UDA)	
	2018	2019
April	88	105
May	182	201
June	253	274
July	411	
August	485	
September	602	
October	725	
November	811	
December	909	
January	979	
February	1,129	
March	1,229	
April	1,263	
May	1,264	
June	1,264	

### QUALITY

	Quantity	Base Number	Contract	AT	Region	England
% of FP17s for the same patient ID Re-attending within 3 months - Children	22	284	7.7%	9.3%	11.3%	11.5%
% of FP17s for the same patient ID Re-attending within 3 months - Adults	0	3	0.0%	13.6%	14.9%	15.4%
% of FP17s for the same patient ID Re-attending between 3 & 9 months - Children	179	284	63.0%	61.2%	60.0%	58.9%
% of FP17s for the same patient ID Re-attending between 3 & 9 months - Adults	0	3	0.0%	53.1%	52.6%	51.6%
% of FP17s for Band 1 Urgent Courses	4	208	1.9%	7.5%	7.9%	8.9%
% of FP17s Relating to Free Repair or Replacements	0	208	0.0%	0.8%	0.8%	0.8%
% of FP17s Relating to Continuations	0	208	0.0%	0.9%	0.9%	0.9%
% of Patients satisfied with the dentistry they have received	1	1	N/A	93.2%	93.2%	93.2%
% of Patients satisfied with the time they had to wait for an appointment	1	1	N/A	86.5%	89.1%	88.8%

\* This is based on patients treated on this contract for their most recent course of treatment. Figures in italics indicate the base number of FP17s or Patient Questionnaire responses are less than 100. N/A is shown where the base number of responses is less than 10 during the period. % is calculated as Quantity/Base number\*100

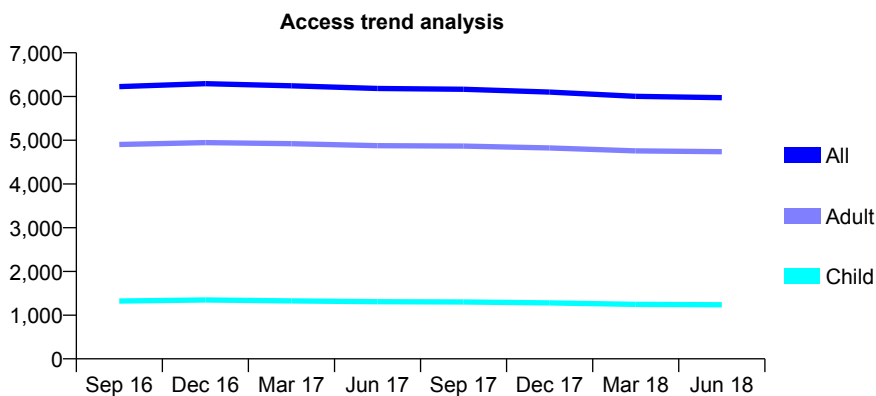
## Q59 - Vital Signs At a Glance Contract Report for 917753/0001 - June 2018

Name or company name	MISS LM JAMIESON
Contract type name	GDS Contract
Purpose of contract	General
Contract start date	01/04/2006
Contract end date	

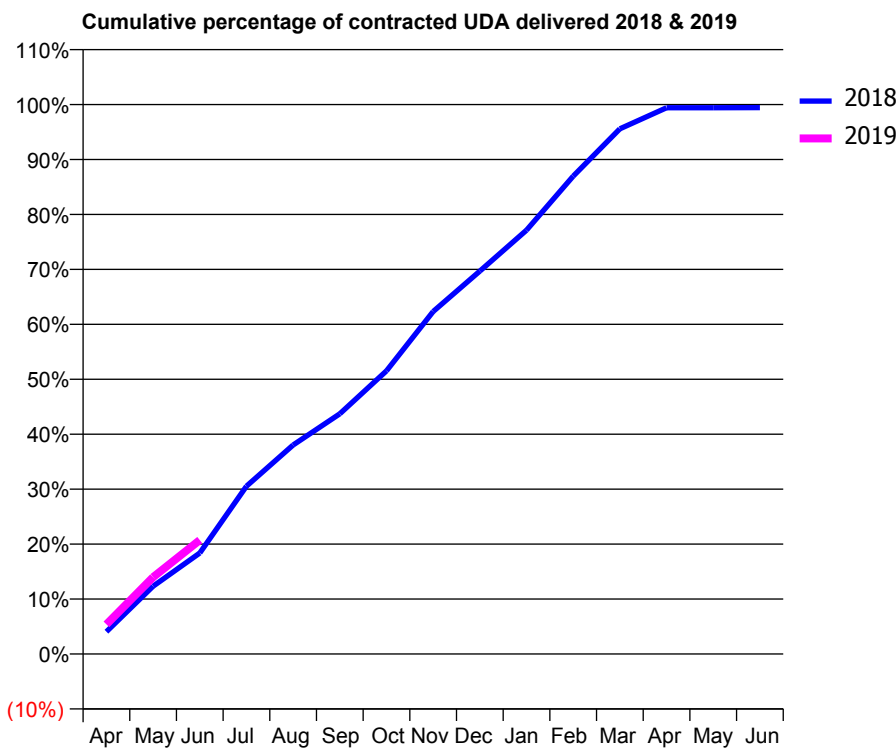
18/19 Contracted general activity (UDA)	18,000
Carry forward general activity (UDA)	0
18/19 Contracted orthodontic activity (UOA)	0
Carry forward orthodontic activity (UOA)	0
Baseline contract value	£438,874.91

### ACCESS\*

Patients seen in 24 months	Total	Change since previous quarter
Quarter ending June 2017	6,185	
Quarter ending September 2017	6,166	→
Quarter ending December 2017	6,103	↓
Quarter ending March 2018	6,005	↓
Quarter ending June 2018	5,975	→
<b>Variance since June 2017</b>	<b>(3.4%)</b>	<b>↓</b>



### ACTIVITY



Month	Adjusted Scheduled Activity (UDA)	
	2018	2019
April	734	973
May	2,219	2,519
June	3,307	3,733
July	5,497	
August	6,846	
September	7,868	
October	9,278	
November	11,221	
December	12,541	
January	13,885	
February	15,653	
March	17,205	
April	17,892	
May	17,894	
June	17,899	

### QUALITY

	Quantity	Base Number	Contract	AT	Region	England
% of FP17s for the same patient ID Re-attending within 3 months - Children	26	446	5.8%	9.3%	11.3%	11.5%
% of FP17s for the same patient ID Re-attending within 3 months - Adults	150	1,611	9.3%	13.6%	14.9%	15.4%
% of FP17s for the same patient ID Re-attending between 3 & 9 months - Children	310	446	69.5%	61.2%	60.0%	58.9%
% of FP17s for the same patient ID Re-attending between 3 & 9 months - Adults	1,123	1,611	69.7%	53.1%	52.6%	51.6%
% of FP17s for Band 1 Urgent Courses	70	1,767	4.0%	7.5%	7.9%	8.9%
% of FP17s Relating to Free Repair or Replacements	10	1,767	0.6%	0.8%	0.8%	0.8%
% of FP17s Relating to Continuations	7	1,767	0.4%	0.9%	0.9%	0.9%
% of Patients satisfied with the dentistry they have received	10	10	100.0%	93.2%	93.2%	93.2%
% of Patients satisfied with the time they had to wait for an appointment	7	10	70.0%	86.5%	89.1%	88.8%

\* This is based on patients treated on this contract for their most recent course of treatment. Figures in italics indicate the base number of FP17s or Patient Questionnaire responses are less than 100. N/A is shown where the base number of responses is less than 10 during the period. % is calculated as Quantity/Base number\*100

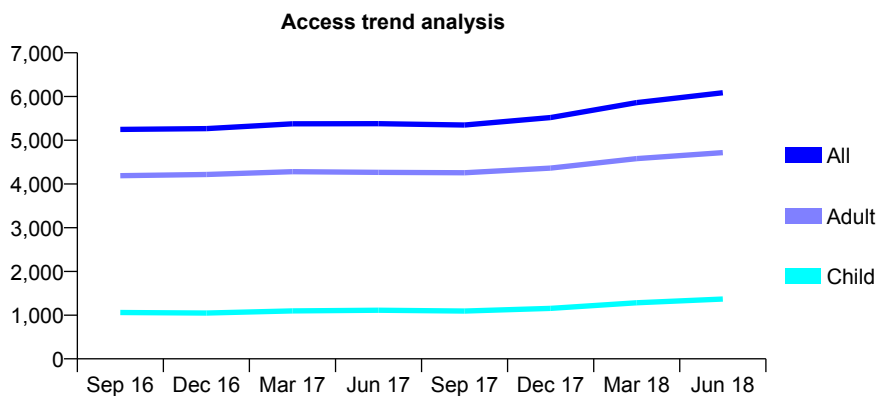
## Q59 - Vital Signs At a Glance Contract Report for 917753/0002 - June 2018

Name or company name	MISS LM JAMIESON
Contract type name	GDS Contract
Purpose of contract	General
Contract start date	29/08/2006
Contract end date	

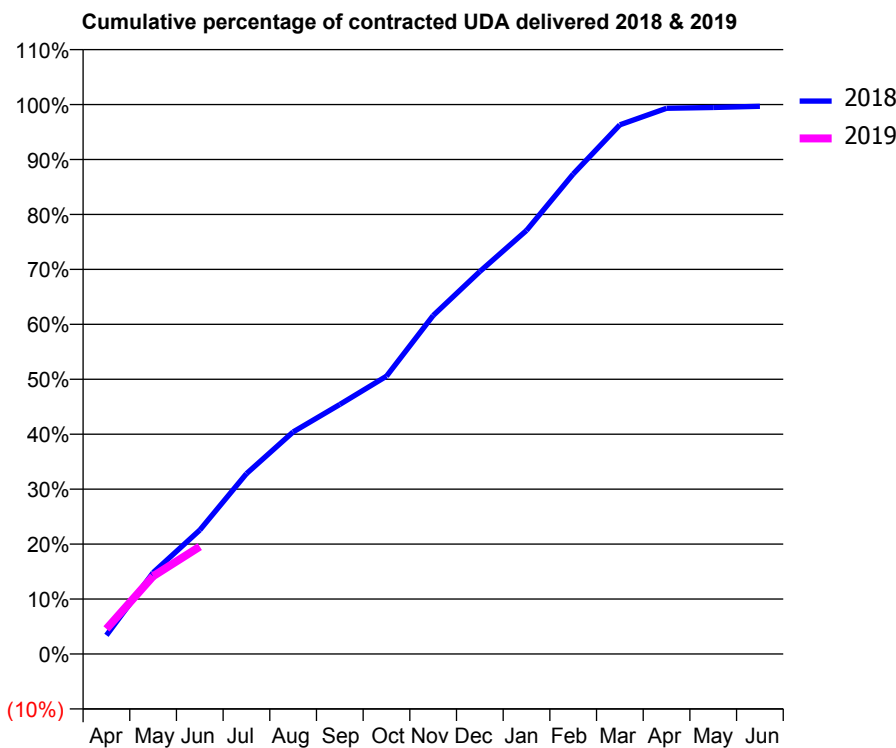
18/19 Contracted general activity (UDA)	18,000
Carry forward general activity (UDA)	0
18/19 Contracted orthodontic activity (UOA)	0
Carry forward orthodontic activity (UOA)	0
Baseline contract value	£438,874.91

### ACCESS\*

Patients seen in 24 months	Total	Change since previous quarter
Quarter ending June 2017	5,378	
Quarter ending September 2017	5,347	→
Quarter ending December 2017	5,518	↑
Quarter ending March 2018	5,861	↑
Quarter ending June 2018	6,085	↑
<b>Variance since June 2017</b>	<b>13.1%</b>	<b>↑</b>



### ACTIVITY



Adjusted Scheduled Activity (UDA)		
Month	2018	2019
April	612	823
May	2,666	2,547
June	4,061	3,520
July	5,907	
August	7,274	
September	8,173	
October	9,101	
November	11,090	
December	12,529	
January	13,876	
February	15,721	
March	17,335	
April	17,877	
May	17,903	
June	17,943	

### QUALITY

	Quantity	Base Number	Contract	AT	Region	England
% of FP17s for the same patient ID Re-attending within 3 months - Children	48	548	8.8%	9.3%	11.3%	11.5%
% of FP17s for the same patient ID Re-attending within 3 months - Adults	100	1,583	6.3%	13.6%	14.9%	15.4%
% of FP17s for the same patient ID Re-attending between 3 & 9 months - Children	290	548	52.9%	61.2%	60.0%	58.9%
% of FP17s for the same patient ID Re-attending between 3 & 9 months - Adults	987	1,583	62.3%	53.1%	52.6%	51.6%
% of FP17s for Band 1 Urgent Courses	70	1,779	3.9%	7.5%	7.9%	8.9%
% of FP17s Relating to Free Repair or Replacements	9	1,779	0.5%	0.8%	0.8%	0.8%
% of FP17s Relating to Continuations	9	1,779	0.5%	0.9%	0.9%	0.9%
% of Patients satisfied with the dentistry they have received	12	13	92.3%	93.2%	93.2%	93.2%
% of Patients satisfied with the time they had to wait for an appointment	12	13	92.3%	86.5%	89.1%	88.8%

\* This is based on patients treated on this contract for their most recent course of treatment. Figures in italics indicate the base number of FP17s or Patient Questionnaire responses are less than 100. N/A is shown where the base number of responses is less than 10 during the period. % is calculated as Quantity/Base number\*100

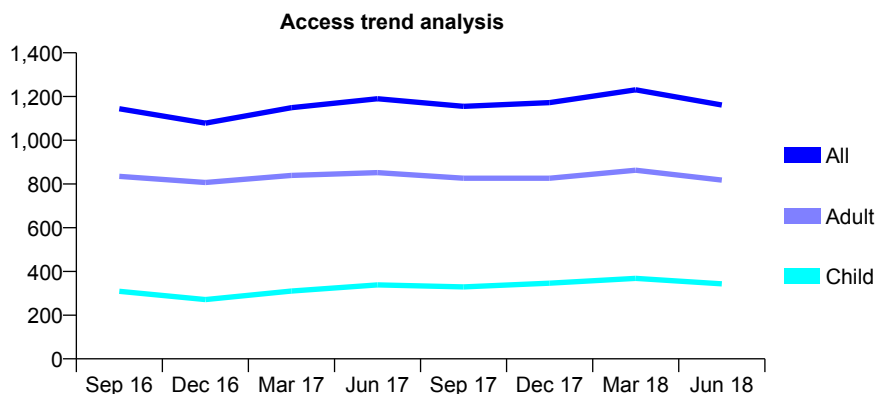
## Q59 - Vital Signs At a Glance Contract Report for 919632/0001 - June 2018

Name or company name	MRS D SOLANKI
Contract type name	GDS Contract
Purpose of contract	General
Contract start date	01/04/2006
Contract end date	

18/19 Contracted general activity (UDA)	3,046
Carry forward general activity (UDA)	0
18/19 Contracted orthodontic activity (UOA)	0
Carry forward orthodontic activity (UOA)	0
Baseline contract value	£54,028.27

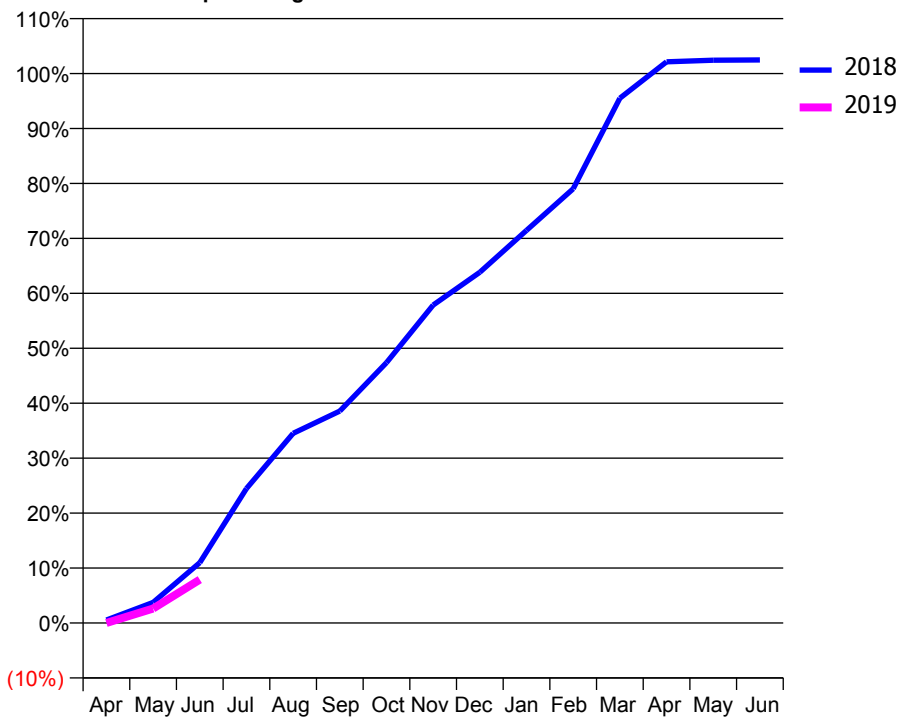
### ACCESS\*

Patients seen in 24 months	Total	Change since previous quarter
Quarter ending June 2017	1,190	
Quarter ending September 2017	1,155	↓
Quarter ending December 2017	1,172	→
Quarter ending March 2018	1,231	↑
Quarter ending June 2018	1,161	↓
<b>Variance since June 2017</b>	<b>(2.4%)</b>	<b>↓</b>



### ACTIVITY

Cumulative percentage of contracted UDA delivered 2018 & 2019



Adjusted Scheduled Activity (UDA)		
Month	2018	2019
April	17	0
May	114	80
June	334	240
July	745	
August	1,052	
September	1,175	
October	1,443	
November	1,762	
December	1,945	
January	2,177	
February	2,407	
March	2,909	
April	3,111	
May	3,120	
June	3,121	

### QUALITY

	Quantity	Base Number	Contract	AT	Region	England
% of FP17s for the same patient ID Re-attending within 3 months - Children	5	52	9.6%	9.3%	11.3%	11.5%
% of FP17s for the same patient ID Re-attending within 3 months - Adults	23	204	11.3%	13.6%	14.9%	15.4%
% of FP17s for the same patient ID Re-attending between 3 & 9 months - Children	15	52	28.8%	61.2%	60.0%	58.9%
% of FP17s for the same patient ID Re-attending between 3 & 9 months - Adults	86	204	42.2%	53.1%	52.6%	51.6%
% of FP17s for Band 1 Urgent Courses	17	132	12.9%	7.5%	7.9%	8.9%
% of FP17s Relating to Free Repair or Replacements	0	132	0.0%	0.8%	0.8%	0.8%
% of FP17s Relating to Continuations	1	132	0.8%	0.9%	0.9%	0.9%
% of Patients satisfied with the dentistry they have received	0	0	N/A	93.2%	93.2%	93.2%
% of Patients satisfied with the time they had to wait for an appointment	0	0	N/A	86.5%	89.1%	88.8%

\* This is based on patients treated on this contract for their most recent course of treatment. Figures in italics indicate the base number of FP17s or Patient Questionnaire responses are less than 100. N/A is shown where the base number of responses is less than 10 during the period. % is calculated as Quantity/Base number\*100



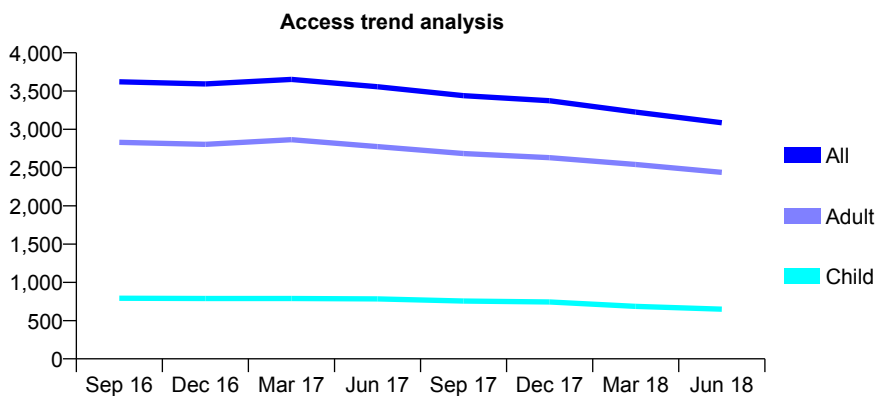
## Q59 - Vital Signs At a Glance Contract Report for 919845/0001 - June 2018

Name or company name	MISS H BURNIKELL
Contract type name	GDS Contract
Purpose of contract	General
Contract start date	01/04/2006
Contract end date	

18/19 Contracted general activity (UDA)	8,630
Carry forward general activity (UDA)	0
18/19 Contracted orthodontic activity (UOA)	0
Carry forward orthodontic activity (UOA)	0
Baseline contract value	£228,095.18

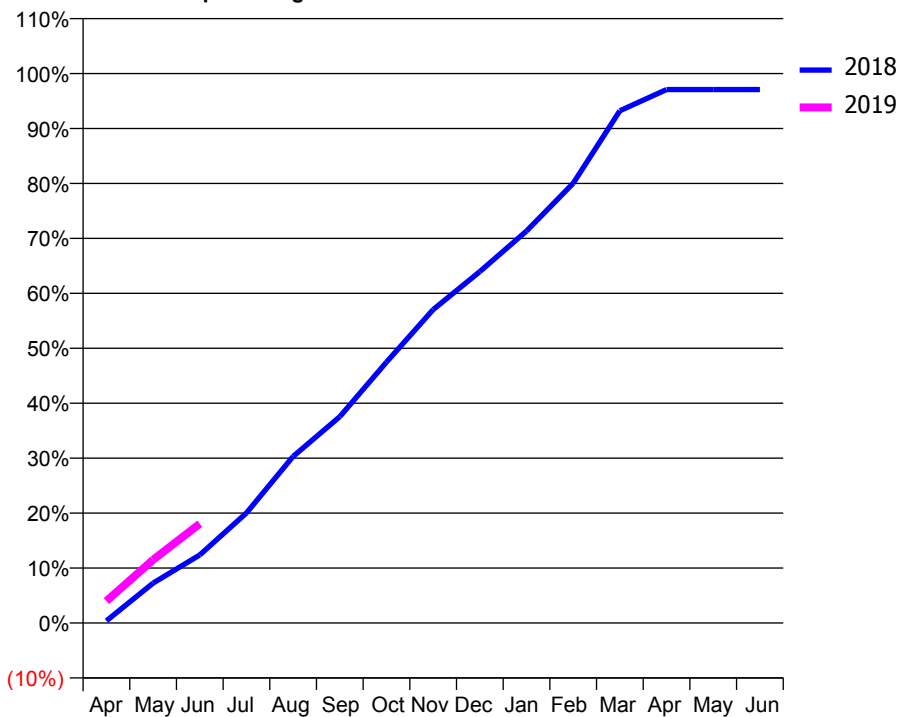
### ACCESS\*

Patients seen in 24 months	Total	Change since previous quarter
Quarter ending June 2017	3,556	
Quarter ending September 2017	3,439	↓
Quarter ending December 2017	3,373	↓
Quarter ending March 2018	3,225	↓
Quarter ending June 2018	3,086	↓
<b>Variance since June 2017</b>	<b>(13.2%)</b>	<b>↓</b>



### ACTIVITY

Cumulative percentage of contracted UDA delivered 2018 & 2019



Month	Adjusted Scheduled Activity (UDA)	
	2018	2019
April	34	345
May	628	993
June	1,070	1,560
July	1,730	
August	2,616	
September	3,241	
October	4,098	
November	4,923	
December	5,518	
January	6,156	
February	6,906	
March	8,044	
April	8,378	
May	8,378	
June	8,378	

### QUALITY

	Quantity	Base Number	Contract	AT	Region	England
% of FP17s for the same patient ID Re-attending within 3 months - Children	58	237	24.5%	9.3%	11.3%	11.5%
% of FP17s for the same patient ID Re-attending within 3 months - Adults	181	810	22.3%	13.6%	14.9%	15.4%
% of FP17s for the same patient ID Re-attending between 3 & 9 months - Children	121	237	51.1%	61.2%	60.0%	58.9%
% of FP17s for the same patient ID Re-attending between 3 & 9 months - Adults	476	810	58.8%	53.1%	52.6%	51.6%
% of FP17s for Band 1 Urgent Courses	43	881	4.9%	7.5%	7.9%	8.9%
% of FP17s Relating to Free Repair or Replacements	7	881	0.8%	0.8%	0.8%	0.8%
% of FP17s Relating to Continuations	13	881	1.5%	0.9%	0.9%	0.9%
% of Patients satisfied with the dentistry they have received	1	1	N/A	93.2%	93.2%	93.2%
% of Patients satisfied with the time they had to wait for an appointment	1	1	N/A	86.5%	89.1%	88.8%

\* This is based on patients treated on this contract for their most recent course of treatment. Figures in italics indicate the base number of FP17s or Patient Questionnaire responses are less than 100. N/A is shown where the base number of responses is less than 10 during the period. % is calculated as Quantity/Base number\*100

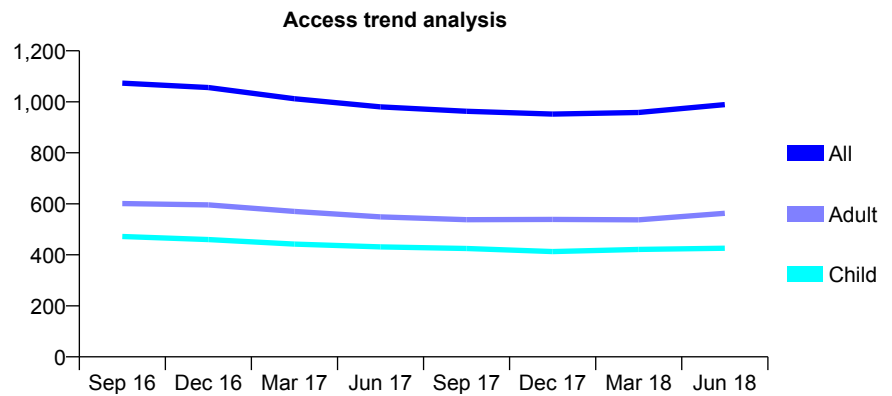
## Q59 - Vital Signs At a Glance Contract Report for 925322/0001 - June 2018

Name or company name	Mr P Martin
Contract type name	GDS Contract
Purpose of contract	General
Contract start date	01/04/2006
Contract end date	

18/19 Contracted general activity (UDA)	2,723
Carry forward general activity (UDA)	0
18/19 Contracted orthodontic activity (UOA)	0
Carry forward orthodontic activity (UOA)	0
Baseline contract value	£70,273.95

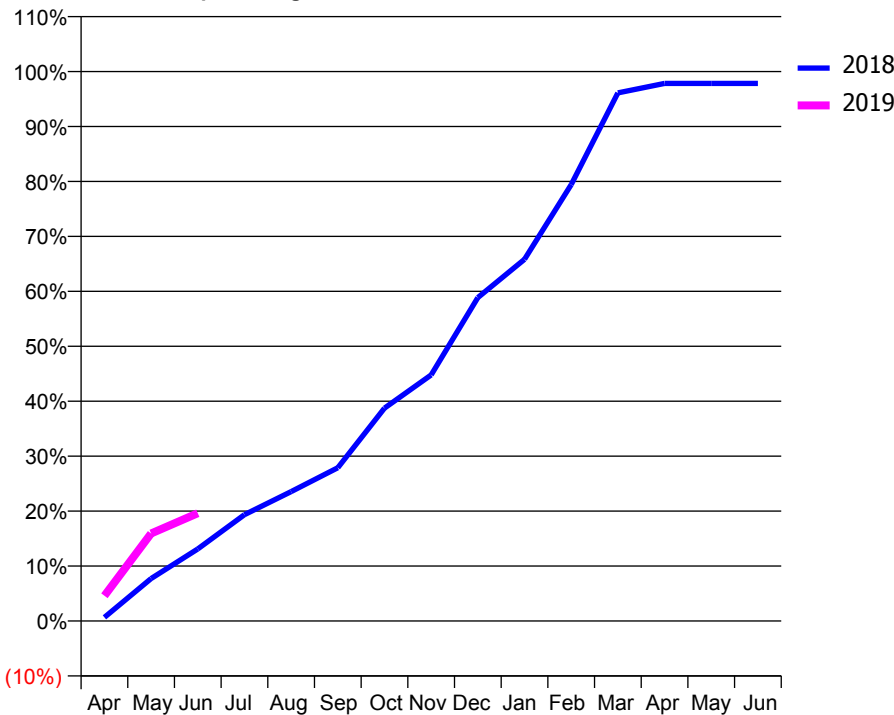
### ACCESS\*

Patients seen in 24 months	Total	Change since previous quarter
Quarter ending June 2017	980	
Quarter ending September 2017	963	↓
Quarter ending December 2017	952	↓
Quarter ending March 2018	958	→
Quarter ending June 2018	989	↑
<b>Variance since June 2017</b>	<b>0.9%</b>	<b>→</b>



### ACTIVITY

Cumulative percentage of contracted UDA delivered 2018 & 2019



Adjusted Scheduled Activity (UDA)		
Month	2018	2019
April	18	125
May	211	434
June	357	534
July	527	
August	641	
September	760	
October	1,055	
November	1,220	
December	1,603	
January	1,792	
February	2,162	
March	2,617	
April	2,664	
May	2,664	
June	2,664	

### QUALITY

	Quantity	Base Number	Contract	AT	Region	England
% of FP17s for the same patient ID Re-attending within 3 months - Children	7	118	5.9%	9.3%	11.3%	11.5%
% of FP17s for the same patient ID Re-attending within 3 months - Adults	21	194	10.8%	13.6%	14.9%	15.4%
% of FP17s for the same patient ID Re-attending between 3 & 9 months - Children	64	118	54.2%	61.2%	60.0%	58.9%
% of FP17s for the same patient ID Re-attending between 3 & 9 months - Adults	106	194	54.6%	53.1%	52.6%	51.6%
% of FP17s for Band 1 Urgent Courses	10	295	3.4%	7.5%	7.9%	8.9%
% of FP17s Relating to Free Repair or Replacements	0	295	0.0%	0.8%	0.8%	0.8%
% of FP17s Relating to Continuations	0	295	0.0%	0.9%	0.9%	0.9%
% of Patients satisfied with the dentistry they have received	1	1	N/A	93.2%	93.2%	93.2%
% of Patients satisfied with the time they had to wait for an appointment	0	1	N/A	86.5%	89.1%	88.8%

\* This is based on patients treated on this contract for their most recent course of treatment. Figures in italics indicate the base number of FP17s or Patient Questionnaire responses are less than 100. N/A is shown where the base number of responses is less than 10 during the period. % is calculated as Quantity/Base number\*100

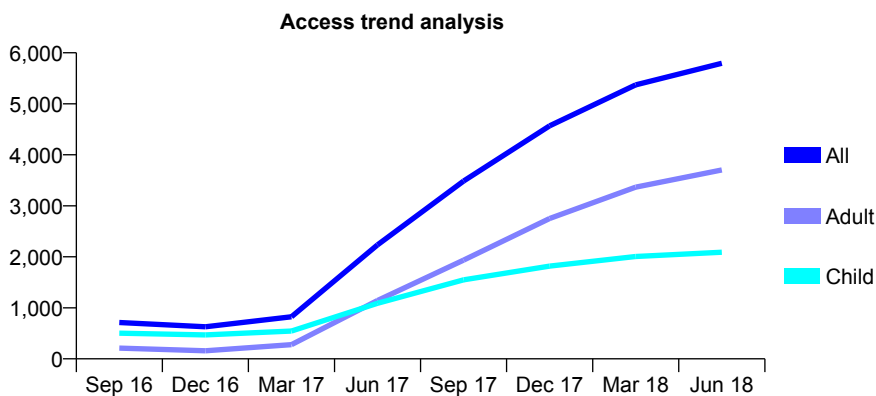
## Q59 - Vital Signs At a Glance Contract Report for 929328/0001 - June 2018

Name or company name	MR VH PEART
Contract type name	GDS Contract
Purpose of contract	General and Orthodontic
Contract start date	01/04/2006
Contract end date	

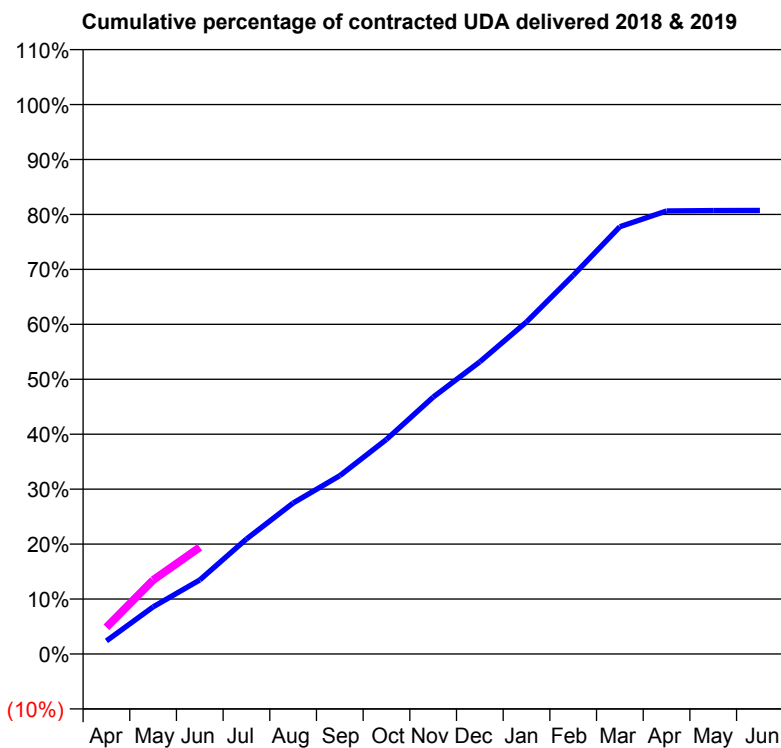
18/19 Contracted general activity (UDA)	18,638
Carry forward general activity (UDA)	0
18/19 Contracted orthodontic activity (UOA)	31
Carry forward orthodontic activity (UOA)	0
Baseline contract value	£458,244.27

### ACCESS\*

Patients seen in 24 months	Total	Change since previous quarter
Quarter ending June 2017	2,235	
Quarter ending September 2017	3,485	↑
Quarter ending December 2017	4,569	↑
Quarter ending March 2018	5,372	↑
Quarter ending June 2018	5,795	↑
<b>Variance since June 2017</b>	<b>159.3%</b>	<b>↑</b>



### ACTIVITY



Month	2018	2019
April	446	906
May	1,598	2,508
June	2,513	3,619
July	3,903	
August	5,123	
September	6,052	
October	7,281	
November	8,715	
December	9,910	
January	11,265	
February	12,841	
March	14,495	
April	15,027	
May	15,042	
June	15,045	

### QUALITY

	Quantity	Base Number	Contract	AT	Region	England
% of FP17s for the same patient ID Re-attending within 3 months - Children	55	920	6.0%	9.3%	11.3%	11.5%
% of FP17s for the same patient ID Re-attending within 3 months - Adults	172	1,355	12.7%	13.6%	14.9%	15.4%
% of FP17s for the same patient ID Re-attending between 3 & 9 months - Children	654	920	71.1%	61.2%	60.0%	58.9%
% of FP17s for the same patient ID Re-attending between 3 & 9 months - Adults	471	1,355	34.8%	53.1%	52.6%	51.6%
% of FP17s for Band 1 Urgent Courses	98	1,945	5.0%	7.5%	7.9%	8.9%
% of FP17s Relating to Free Repair or Replacements	11	1,945	0.6%	0.8%	0.8%	0.8%
% of FP17s Relating to Continuations	8	1,945	0.4%	0.9%	0.9%	0.9%
% of Patients satisfied with the dentistry they have received	2	2	N/A	93.2%	93.2%	93.2%
% of Patients satisfied with the time they had to wait for an appointment	2	2	N/A	86.5%	89.1%	88.8%

\* This is based on patients treated on this contract for their most recent course of treatment. Figures in italics indicate the base number of FP17s or Patient Questionnaire responses are less than 100. N/A is shown where the base number of responses is less than 10 during the period. % is calculated as Quantity/Base number\*100

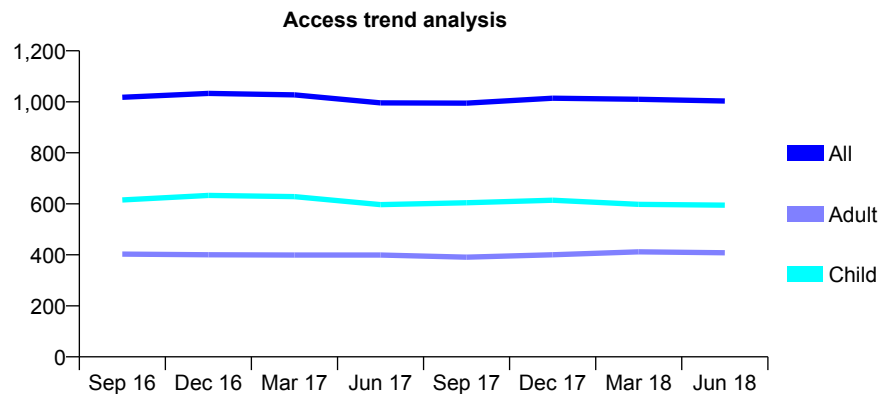
## Q59 - Vital Signs At a Glance Contract Report for 931756/0001 - June 2018

Name or company name	MR RD CASEY
Contract type name	GDS Contract
Purpose of contract	General
Contract start date	01/04/2006
Contract end date	

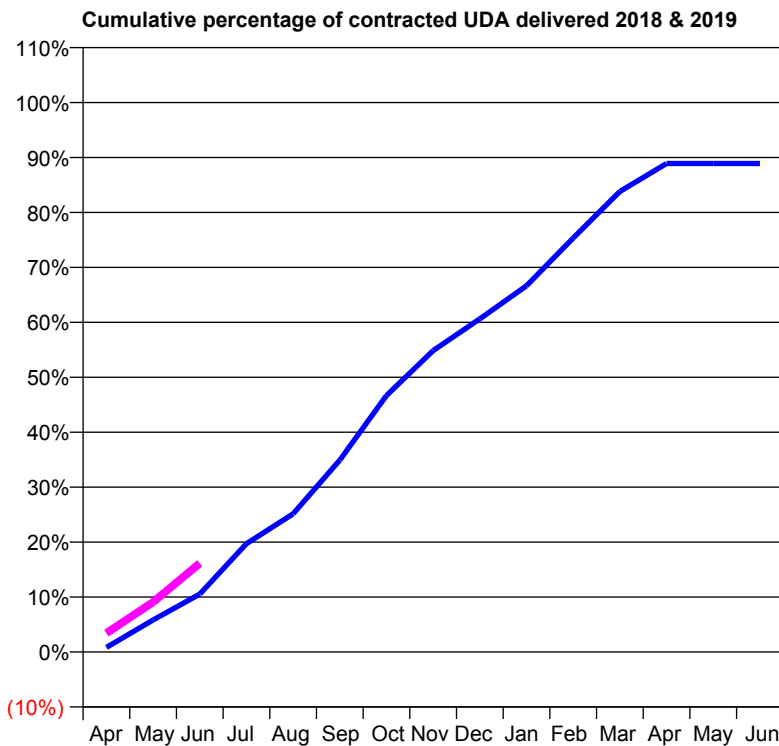
18/19 Contracted general activity (UDA)	3,968
Carry forward general activity (UDA)	0
18/19 Contracted orthodontic activity (UOA)	0
Carry forward orthodontic activity (UOA)	0
Baseline contract value	£107,622.38

### ACCESS\*

Patients seen in 24 months	Total	Change since previous quarter
Quarter ending June 2017	996	
Quarter ending September 2017	995	→
Quarter ending December 2017	1,014	→
Quarter ending March 2018	1,010	→
Quarter ending June 2018	1,003	→
<b>Variance since June 2017</b>	<b>0.7%</b>	<b>→</b>



### ACTIVITY



Adjusted Scheduled Activity (UDA)		
Month	2018	2019
April	33	137
May	231	361
June	418	641
July	782	
August	998	
September	1,386	
October	1,852	
November	2,176	
December	2,406	
January	2,645	
February	2,989	
March	3,325	
April	3,527	
May	3,527	
June	3,527	

### QUALITY

	Quantity	Base Number	Contract	AT	Region	England
% of FP17s for the same patient ID Re-attending within 3 months - Children	8	225	3.6%	9.3%	11.3%	11.5%
% of FP17s for the same patient ID Re-attending within 3 months - Adults	37	137	27.0%	13.6%	14.9%	15.4%
% of FP17s for the same patient ID Re-attending between 3 & 9 months - Children	159	225	70.7%	61.2%	60.0%	58.9%
% of FP17s for the same patient ID Re-attending between 3 & 9 months - Adults	70	137	51.1%	53.1%	52.6%	51.6%
% of FP17s for Band 1 Urgent Courses	10	298	3.4%	7.5%	7.9%	8.9%
% of FP17s Relating to Free Repair or Replacements	0	298	0.0%	0.8%	0.8%	0.8%
% of FP17s Relating to Continuations	0	298	0.0%	0.9%	0.9%	0.9%
% of Patients satisfied with the dentistry they have received	0	0	N/A	93.2%	93.2%	93.2%
% of Patients satisfied with the time they had to wait for an appointment	0	0	N/A	86.5%	89.1%	88.8%

\* This is based on patients treated on this contract for their most recent course of treatment. Figures in italics indicate the base number of FP17s or Patient Questionnaire responses are less than 100. N/A is shown where the base number of responses is less than 10 during the period. % is calculated as Quantity/Base number\*100

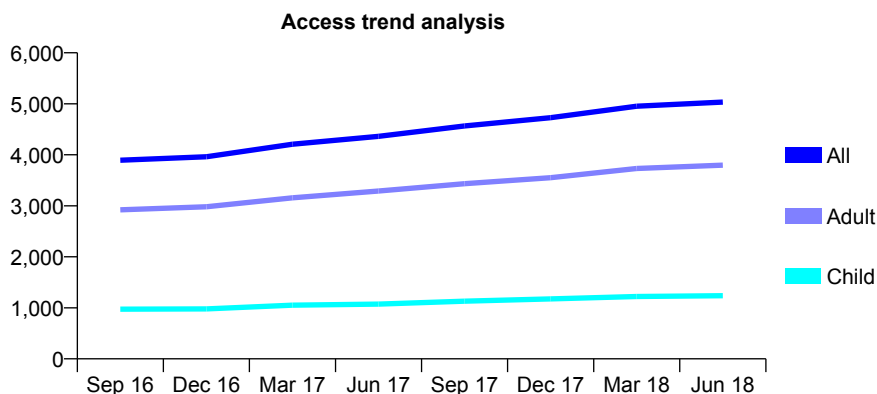
## Q59 - Vital Signs At a Glance Contract Report for 939838/0003 - June 2018

Name or company name	MISS Z ISHAK
Contract type name	GDS Contract
Purpose of contract	General
Contract start date	01/04/2008
Contract end date	

18/19 Contracted general activity (UDA)	15,328
Carry forward general activity (UDA)	0
18/19 Contracted orthodontic activity (UOA)	0
Carry forward orthodontic activity (UOA)	0
Baseline contract value	£336,044.97

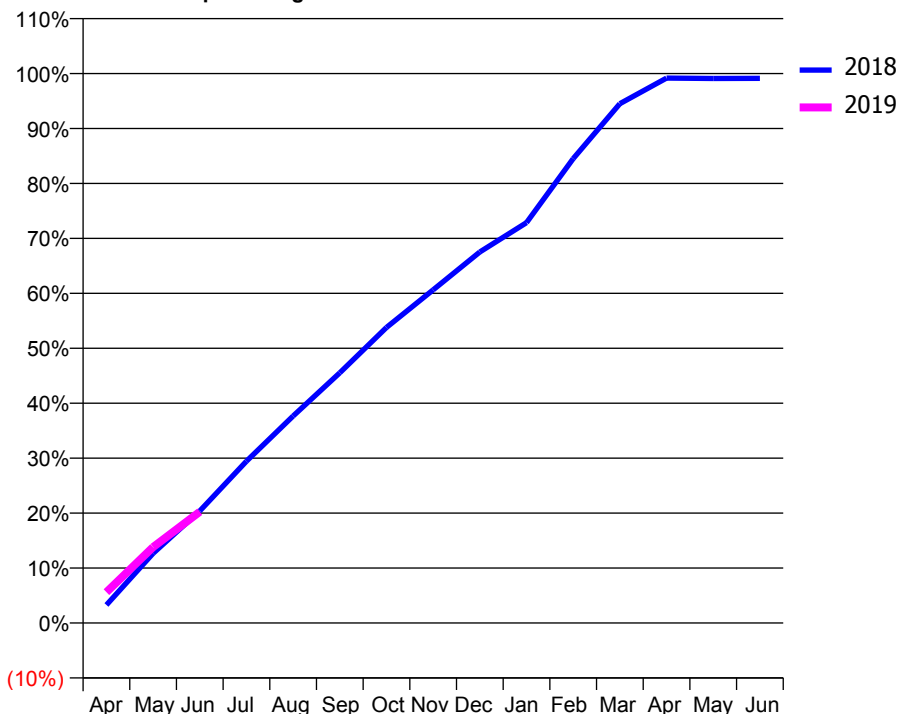
### ACCESS\*

Patients seen in 24 months	Total	Change since previous quarter
Quarter ending June 2017	4,361	
Quarter ending September 2017	4,565	↑
Quarter ending December 2017	4,728	↑
Quarter ending March 2018	4,953	↑
Quarter ending June 2018	5,035	→
<b>Variance since June 2017</b>	<b>15.5%</b>	<b>↑</b>



### ACTIVITY

Cumulative percentage of contracted UDA delivered 2018 & 2019



Adjusted Scheduled Activity (UDA)

Month	2018	2019
April	504	861
May	1,944	2,118
June	3,125	3,104
July	4,512	
August	5,774	
September	6,980	
October	8,245	
November	9,293	
December	10,351	
January	11,168	
February	12,952	
March	14,486	
April	15,200	
May	15,191	
June	15,192	

### QUALITY

	Quantity	Base Number	Contract	AT	Region	England
% of FP17s for the same patient ID Re-attending within 3 months - Children	33	525	6.3%	9.3%	11.3%	11.5%
% of FP17s for the same patient ID Re-attending within 3 months - Adults	148	1,310	11.3%	13.6%	14.9%	15.4%
% of FP17s for the same patient ID Re-attending between 3 & 9 months - Children	352	525	67.0%	61.2%	60.0%	58.9%
% of FP17s for the same patient ID Re-attending between 3 & 9 months - Adults	637	1,310	48.6%	53.1%	52.6%	51.6%
% of FP17s for Band 1 Urgent Courses	99	1,498	6.6%	7.5%	7.9%	8.9%
% of FP17s Relating to Free Repair or Replacements	1	1,498	0.1%	0.8%	0.8%	0.8%
% of FP17s Relating to Continuations	18	1,498	1.2%	0.9%	0.9%	0.9%
% of Patients satisfied with the dentistry they have received	4	5	N/A	93.2%	93.2%	93.2%
% of Patients satisfied with the time they had to wait for an appointment	4	5	N/A	86.5%	89.1%	88.8%

\* This is based on patients treated on this contract for their most recent course of treatment. Figures in italics indicate the base number of FP17s or Patient Questionnaire responses are less than 100. N/A is shown where the base number of responses is less than 10 during the period. % is calculated as Quantity/Base number\*100

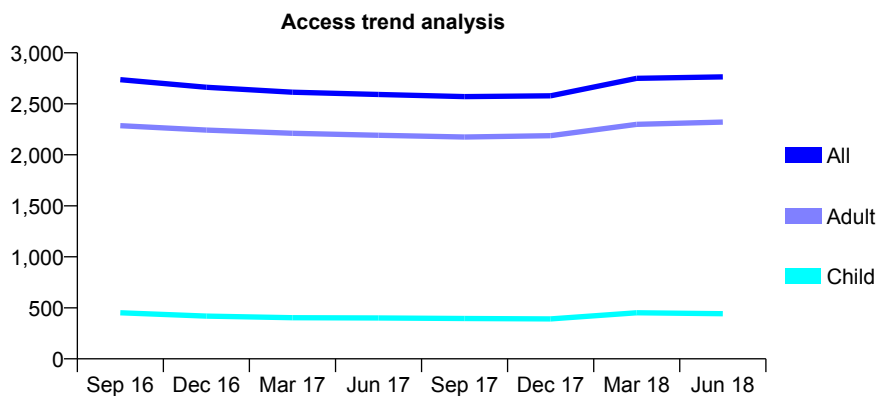
## Q59 - Vital Signs At a Glance Contract Report for 939838/0008 - June 2018

Name or company name	MISS Z ISHAK
Contract type name	GDS Contract
Purpose of contract	General
Contract start date	01/02/2013
Contract end date	

18/19 Contracted general activity (UDA)	10,144
Carry forward general activity (UDA)	0
18/19 Contracted orthodontic activity (UOA)	0
Carry forward orthodontic activity (UOA)	0
Baseline contract value	£271,819.09

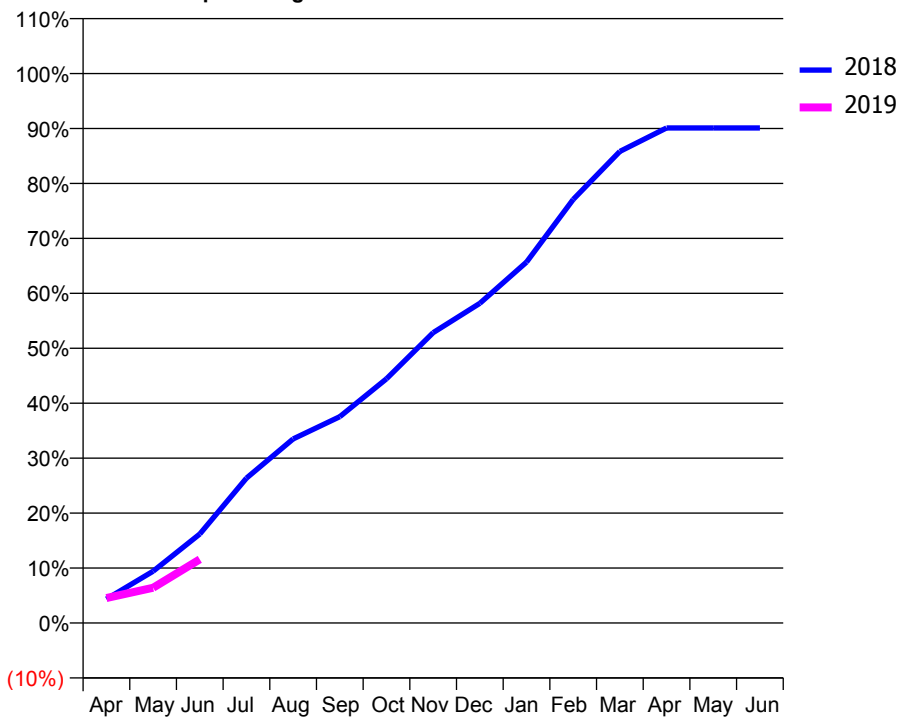
### ACCESS\*

Patients seen in 24 months	Total	Change since previous quarter
Quarter ending June 2017	2,592	
Quarter ending September 2017	2,570	→
Quarter ending December 2017	2,579	→
Quarter ending March 2018	2,750	↑
Quarter ending June 2018	2,764	→
<b>Variance since June 2017</b>	<b>6.6%</b>	<b>↑</b>



### ACTIVITY

Cumulative percentage of contracted UDA delivered 2018 & 2019



Month	Adjusted Scheduled Activity (UDA)	
	2018	2019
April	443	461
May	956	652
June	1,642	1,175
July	2,675	
August	3,399	
September	3,810	
October	4,510	
November	5,360	
December	5,902	
January	6,662	
February	7,819	
March	8,706	
April	9,138	
May	9,138	
June	9,138	

### QUALITY

	Quantity	Base Number	Contract	AT	Region	England
% of FP17s for the same patient ID Re-attending within 3 months - Children	3	139	2.2%	9.3%	11.3%	11.5%
% of FP17s for the same patient ID Re-attending within 3 months - Adults	50	675	7.4%	13.6%	14.9%	15.4%
% of FP17s for the same patient ID Re-attending between 3 & 9 months - Children	105	139	75.5%	61.2%	60.0%	58.9%
% of FP17s for the same patient ID Re-attending between 3 & 9 months - Adults	455	675	67.4%	53.1%	52.6%	51.6%
% of FP17s for Band 1 Urgent Courses	0	676	0.0%	7.5%	7.9%	8.9%
% of FP17s Relating to Free Repair or Replacements	14	676	2.1%	0.8%	0.8%	0.8%
% of FP17s Relating to Continuations	17	676	2.5%	0.9%	0.9%	0.9%
% of Patients satisfied with the dentistry they have received	5	5	N/A	93.2%	93.2%	93.2%
% of Patients satisfied with the time they had to wait for an appointment	5	5	N/A	86.5%	89.1%	88.8%

\* This is based on patients treated on this contract for their most recent course of treatment. Figures in italics indicate the base number of FP17s or Patient Questionnaire responses are less than 100. N/A is shown where the base number of responses is less than 10 during the period. % is calculated as Quantity/Base number\*100

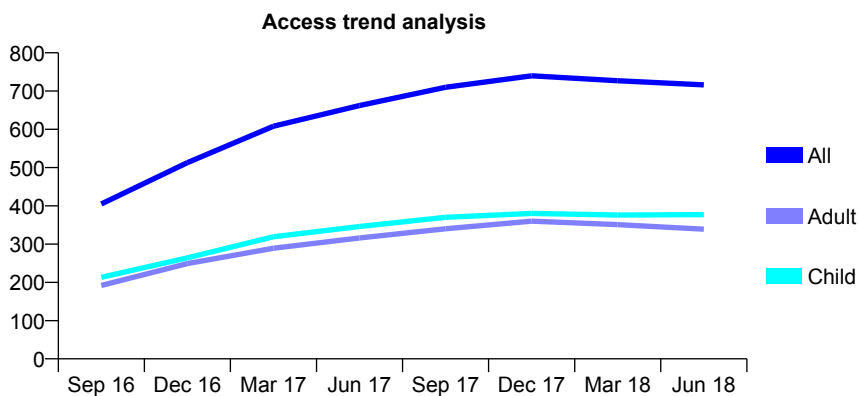
## Q59 - Vital Signs At a Glance Contract Report for 962198/0001 - June 2018

Name or company name	MRS S HINDOCHA
Contract type name	GDS Contract
Purpose of contract	General
Contract start date	06/02/2016
Contract end date	

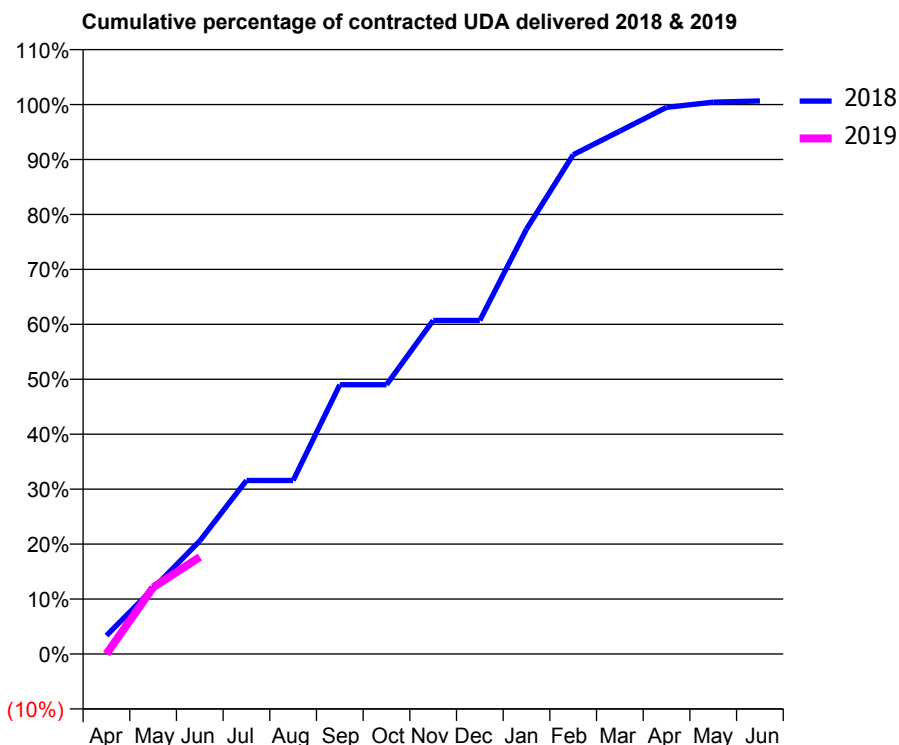
18/19 Contracted general activity (UDA)	2,502
Carry forward general activity (UDA)	0
18/19 Contracted orthodontic activity (UOA)	0
Carry forward orthodontic activity (UOA)	0
Baseline contract value	£55,328.21

### ACCESS\*

Patients seen in 24 months	Total	Change since previous quarter
Quarter ending June 2017	662	
Quarter ending September 2017	710	↑
Quarter ending December 2017	740	↑
Quarter ending March 2018	727	↓
Quarter ending June 2018	716	↓
<b>Variance since June 2017</b>	<b>8.2%</b>	<b>↑</b>



### ACTIVITY



Adjusted Scheduled Activity (UDA)		
Month	2018	2019
April	84	0
May	299	303
June	515	442
July	790	
August	790	
September	1,226	
October	1,226	
November	1,519	
December	1,519	
January	1,935	
February	2,274	
March	2,381	
April	2,489	
May	2,513	
June	2,518	

### QUALITY

	Quantity	Base Number	Contract	AT	Region	England
% of FP17s for the same patient ID Re-attending within 3 months - Children	22	158	13.9%	9.3%	11.3%	11.5%
% of FP17s for the same patient ID Re-attending within 3 months - Adults	27	97	27.8%	13.6%	14.9%	15.4%
% of FP17s for the same patient ID Re-attending between 3 & 9 months - Children	100	158	63.3%	61.2%	60.0%	58.9%
% of FP17s for the same patient ID Re-attending between 3 & 9 months - Adults	50	97	51.5%	53.1%	52.6%	51.6%
% of FP17s for Band 1 Urgent Courses	13	196	6.6%	7.5%	7.9%	8.9%
% of FP17s Relating to Free Repair or Replacements	0	196	0.0%	0.8%	0.8%	0.8%
% of FP17s Relating to Continuations	1	196	0.5%	0.9%	0.9%	0.9%
% of Patients satisfied with the dentistry they have received	0	0	N/A	93.2%	93.2%	93.2%
% of Patients satisfied with the time they had to wait for an appointment	0	0	N/A	86.5%	89.1%	88.8%

\* This is based on patients treated on this contract for their most recent course of treatment. Figures in italics indicate the base number of FP17s or Patient Questionnaire responses are less than 100. N/A is shown where the base number of responses is less than 10 during the period. % is calculated as Quantity/Base number\*100

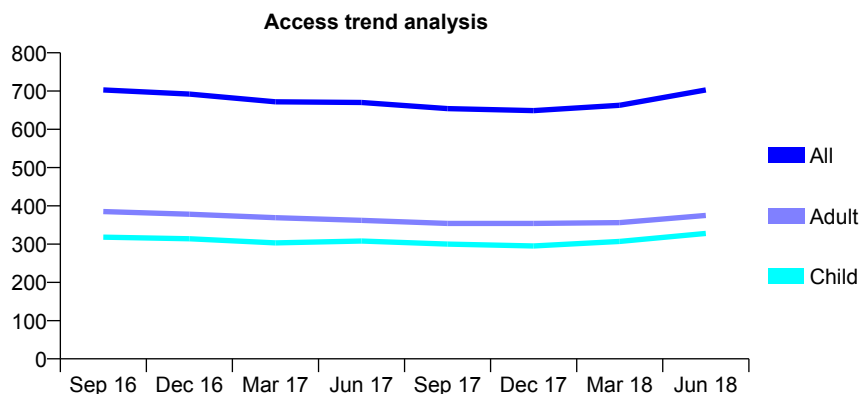
## Q59 - Vital Signs At a Glance Contract Report for 967432/0001 - June 2018

Name or company name	Mr S Patel
Contract type name	GDS Contract
Purpose of contract	General
Contract start date	01/12/2007
Contract end date	

18/19 Contracted general activity (UDA)	3,344
Carry forward general activity (UDA)	0
18/19 Contracted orthodontic activity (UOA)	0
Carry forward orthodontic activity (UOA)	0
Baseline contract value	£62,684.61

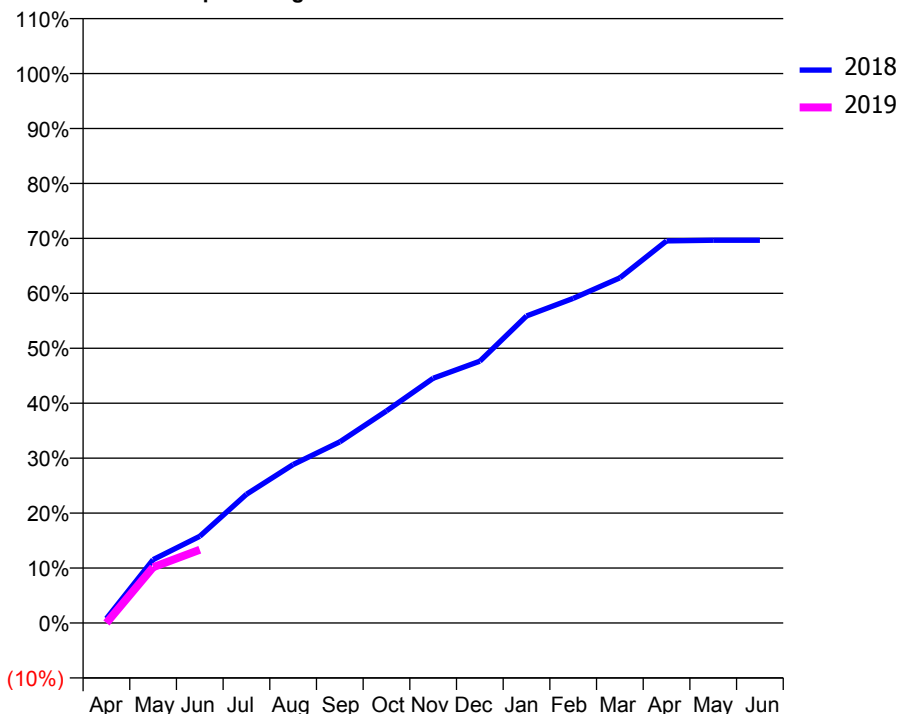
### ACCESS\*

Patients seen in 24 months	Total	Change since previous quarter
Quarter ending June 2017	670	
Quarter ending September 2017	654	↓
Quarter ending December 2017	649	→
Quarter ending March 2018	663	↑
Quarter ending June 2018	703	↑
<b>Variance since June 2017</b>	<b>4.9%</b>	<b>↑</b>



### ACTIVITY

Cumulative percentage of contracted UDA delivered 2018 & 2019



Adjusted Scheduled Activity (UDA)		
Month	2018	2019
April	27	0
May	386	340
June	528	446
July	783	
August	965	
September	1,102	
October	1,291	
November	1,489	
December	1,593	
January	1,869	
February	1,975	
March	2,100	
April	2,326	
May	2,330	
June	2,330	

### QUALITY

	Quantity	Base Number	Contract	AT	Region	England
% of FP17s for the same patient ID Re-attending within 3 months - Children	19	160	11.9%	9.3%	11.3%	11.5%
% of FP17s for the same patient ID Re-attending within 3 months - Adults	22	158	13.9%	13.6%	14.9%	15.4%
% of FP17s for the same patient ID Re-attending between 3 & 9 months - Children	86	160	53.8%	61.2%	60.0%	58.9%
% of FP17s for the same patient ID Re-attending between 3 & 9 months - Adults	63	158	39.9%	53.1%	52.6%	51.6%
% of FP17s for Band 1 Urgent Courses	9	235	3.8%	7.5%	7.9%	8.9%
% of FP17s Relating to Free Repair or Replacements	0	235	0.0%	0.8%	0.8%	0.8%
% of FP17s Relating to Continuations	1	235	0.4%	0.9%	0.9%	0.9%
% of Patients satisfied with the dentistry they have received	3	3	N/A	93.2%	93.2%	93.2%
% of Patients satisfied with the time they had to wait for an appointment	3	3	N/A	86.5%	89.1%	88.8%

\* This is based on patients treated on this contract for their most recent course of treatment. Figures in italics indicate the base number of FP17s or Patient Questionnaire responses are less than 100. N/A is shown where the base number of responses is less than 10 during the period. % is calculated as Quantity/Base number\*100



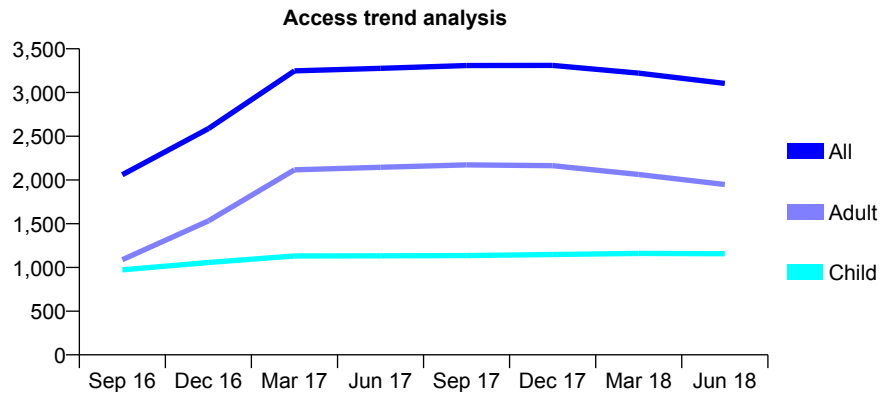
## Q59 - Vital Signs At a Glance Contract Report for 995584/0001 - June 2018

Name or company name	Mr B Khaseria & Mrs M K Dhariwal
Contract type name	GDS Contract
Purpose of contract	General
Contract start date	01/01/2016
Contract end date	

18/19 Contracted general activity (UDA)	5,032
Carry forward general activity (UDA)	0
18/19 Contracted orthodontic activity (UOA)	0
Carry forward orthodontic activity (UOA)	0
Baseline contract value	£136,481.07

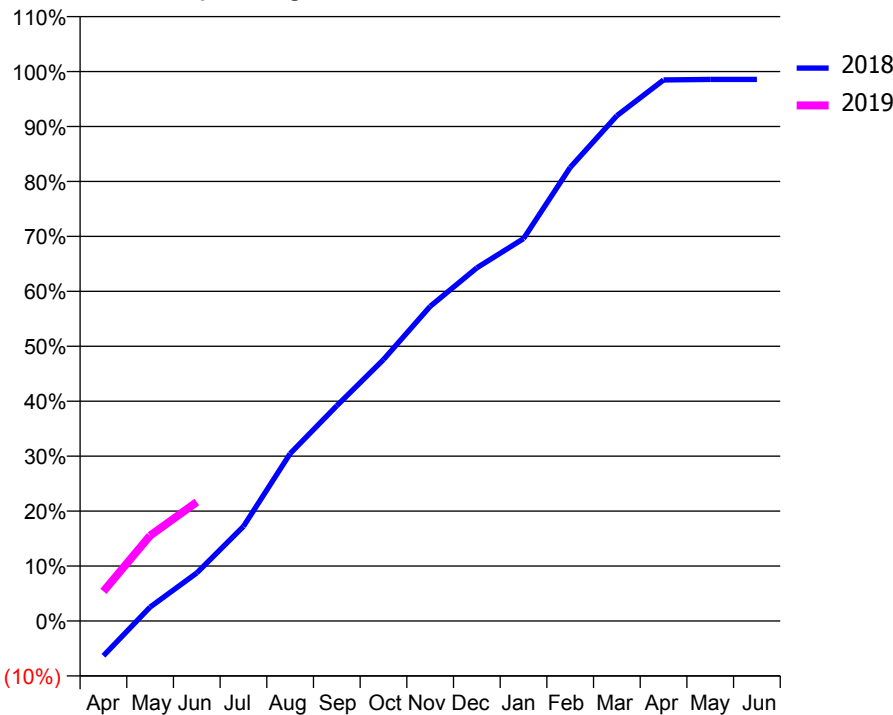
### ACCESS\*

Patients seen in 24 months	Total	Change since previous quarter
Quarter ending June 2017	3,277	
Quarter ending September 2017	3,309	→
Quarter ending December 2017	3,310	→
Quarter ending March 2018	3,222	↓
Quarter ending June 2018	3,104	↓
<b>Variance since June 2017</b>	<b>(5.3%)</b>	<b>↓</b>



### ACTIVITY

Cumulative percentage of contracted UDA delivered 2018 & 2019



Month	Adjusted Scheduled Activity (UDA)	
	2018	2019
April	-319	271
May	127	782
June	440	1,089
July	867	
August	1,533	
September	1,971	
October	2,395	
November	2,882	
December	3,234	
January	3,501	
February	4,154	
March	4,627	
April	4,955	
May	4,959	
June	4,959	

### QUALITY

	Quantity	Base Number	Contract	AT	Region	England
% of FP17s for the same patient ID Re-attending within 3 months - Children	16	425	3.8%	9.3%	11.3%	11.5%
% of FP17s for the same patient ID Re-attending within 3 months - Adults	22	251	8.8%	13.6%	14.9%	15.4%
% of FP17s for the same patient ID Re-attending between 3 & 9 months - Children	278	425	65.4%	61.2%	60.0%	58.9%
% of FP17s for the same patient ID Re-attending between 3 & 9 months - Adults	146	251	58.2%	53.1%	52.6%	51.6%
% of FP17s for Band 1 Urgent Courses	17	548	3.1%	7.5%	7.9%	8.9%
% of FP17s Relating to Free Repair or Replacements	0	548	0.0%	0.8%	0.8%	0.8%
% of FP17s Relating to Continuations	0	548	0.0%	0.9%	0.9%	0.9%
% of Patients satisfied with the dentistry they have received	5	5	N/A	93.2%	93.2%	93.2%
% of Patients satisfied with the time they had to wait for an appointment	5	5	N/A	86.5%	89.1%	88.8%

\* This is based on patients treated on this contract for their most recent course of treatment. Figures in italics indicate the base number of FP17s or Patient Questionnaire responses are less than 100. N/A is shown where the base number of responses is less than 10 during the period. % is calculated as Quantity/Base number\*100

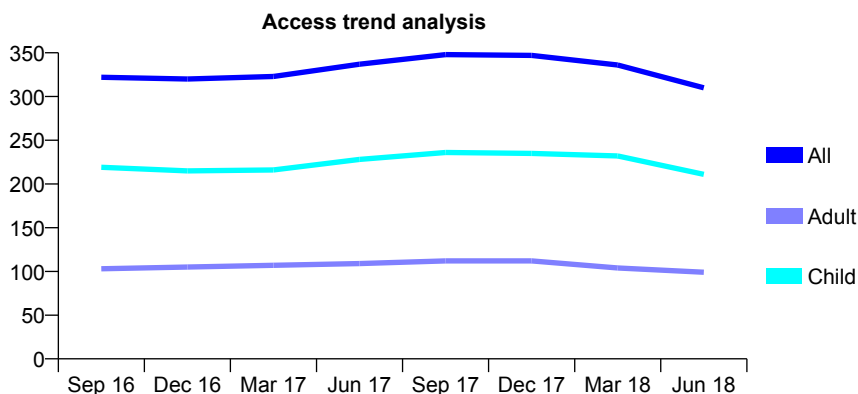
## Q59 - Vital Signs At a Glance Contract Report for 998133/0001 - June 2018

Name or company name	Lechki, Desai, Shah & Thakor (T/A Queens)
Contract type name	GDS Contract
Purpose of contract	General
Contract start date	01/04/2006
Contract end date	

18/19 Contracted general activity (UDA)	800
Carry forward general activity (UDA)	0
18/19 Contracted orthodontic activity (UOA)	0
Carry forward orthodontic activity (UOA)	0
Baseline contract value	£17,331.05

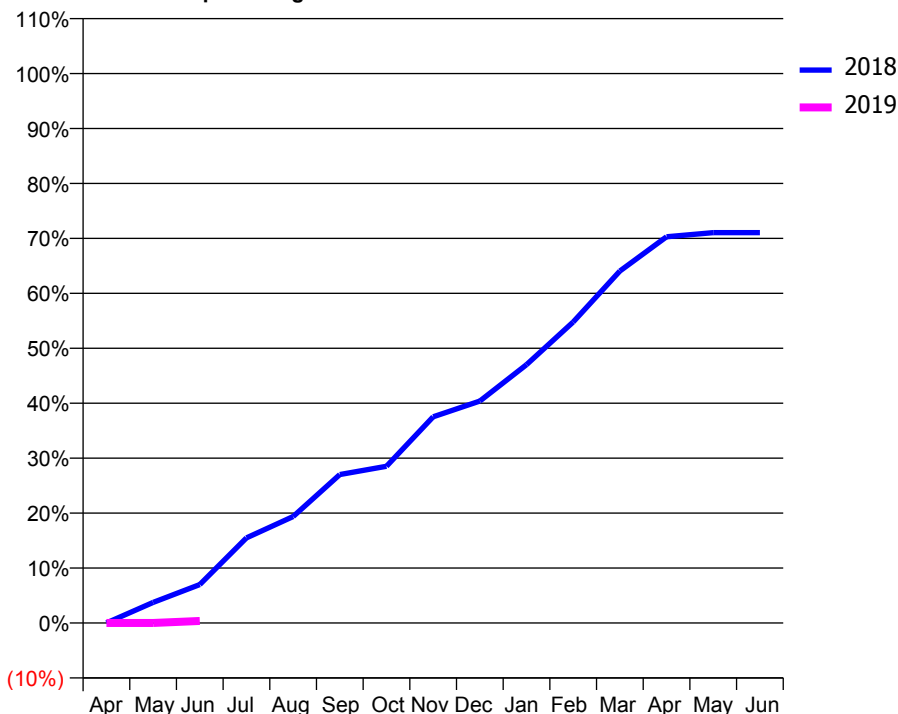
### ACCESS\*

Patients seen in 24 months	Total	Change since previous quarter
Quarter ending June 2017	337	
Quarter ending September 2017	348	↑
Quarter ending December 2017	347	→
Quarter ending March 2018	336	↓
Quarter ending June 2018	310	↓
<b>Variance since June 2017</b>	<b>(8.0%)</b>	<b>↓</b>



### ACTIVITY

Cumulative percentage of contracted UDA delivered 2018 & 2019



Adjusted Scheduled Activity (UDA)

Month	2018	2019
April	0	0
May	30	0
June	56	3
July	124	
August	155	
September	216	
October	228	
November	300	
December	323	
January	376	
February	438	
March	512	
April	562	
May	568	
June	568	

### QUALITY

	Quantity	Base Number	Contract	AT	Region	England
% of FP17s for the same patient ID Re-attending within 3 months - Children	2	19	10.5%	9.3%	11.3%	11.5%
% of FP17s for the same patient ID Re-attending within 3 months - Adults	0	6	0.0%	13.6%	14.9%	15.4%
% of FP17s for the same patient ID Re-attending between 3 & 9 months - Children	13	19	68.4%	61.2%	60.0%	58.9%
% of FP17s for the same patient ID Re-attending between 3 & 9 months - Adults	2	6	33.3%	53.1%	52.6%	51.6%
% of FP17s for Band 1 Urgent Courses	0	1	0.0%	7.5%	7.9%	8.9%
% of FP17s Relating to Free Repair or Replacements	0	1	0.0%	0.8%	0.8%	0.8%
% of FP17s Relating to Continuations	0	1	0.0%	0.9%	0.9%	0.9%
% of Patients satisfied with the dentistry they have received	1	1	N/A	93.2%	93.2%	93.2%
% of Patients satisfied with the time they had to wait for an appointment	1	1	N/A	86.5%	89.1%	88.8%

\* This is based on patients treated on this contract for their most recent course of treatment. Figures in italics indicate the base number of FP17s or Patient Questionnaire responses are less than 100. N/A is shown where the base number of responses is less than 10 during the period. % is calculated as Quantity/Base number\*100

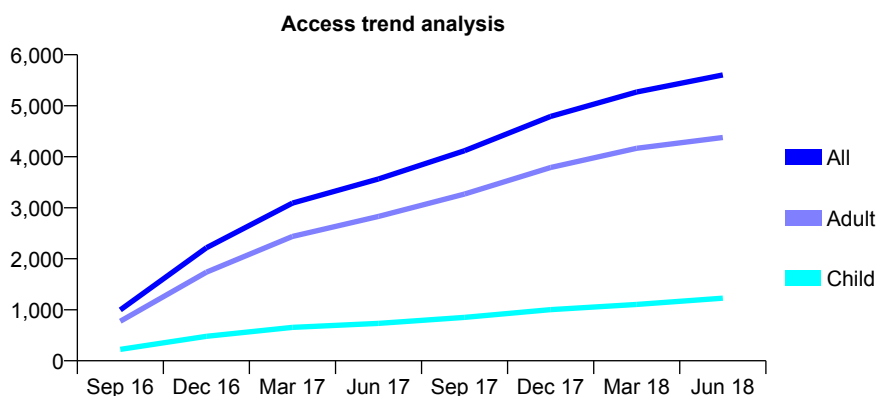
## Q60 - Vital Signs At a Glance Contract Report for 100034/0000 - June 2018

Name or company name	Whitecross Dental Care Limited
Contract type name	GDS Contract
Purpose of contract	General
Contract start date	01/04/2016
Contract end date	

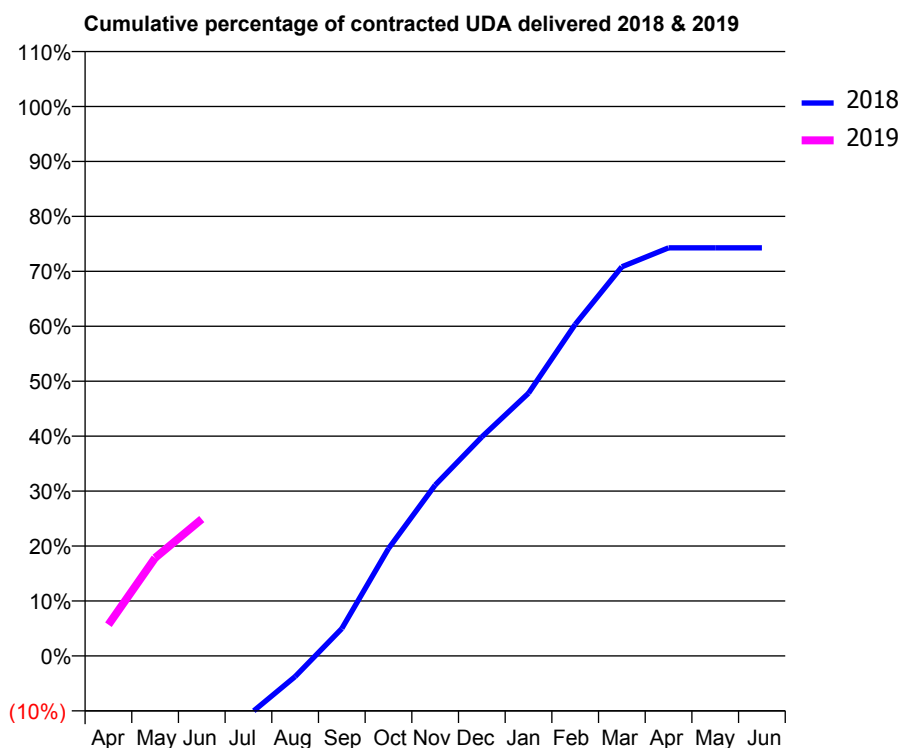
18/19 Contracted general activity (UDA)	16,000
Carry forward general activity (UDA)	0
18/19 Contracted orthodontic activity (UOA)	0
Carry forward orthodontic activity (UOA)	0
Baseline contract value	£397,451.56

### ACCESS\*

Patients seen in 24 months	Total	Change since previous quarter
Quarter ending June 2017	3,564	
Quarter ending September 2017	4,119	↑
Quarter ending December 2017	4,792	↑
Quarter ending March 2018	5,269	↑
Quarter ending June 2018	5,605	↑
<b>Variance since June 2017</b>	<b>57.3%</b>	<b>↑</b>



### ACTIVITY



Month	Adjusted Scheduled Activity (UDA)	
	2018	2019
April	-5,045	911
May	-3,875	2,856
June	-2,925	3,987
July	-1,735	
August	-604	
September	799	
October	3,127	
November	4,977	
December	6,379	
January	7,650	
February	9,654	
March	11,330	
April	11,883	
May	11,883	
June	11,882	

### QUALITY

	Quantity	Base Number	Contract	AT	Region	England
% of FP17s for the same patient ID Re-attending within 3 months - Children	16	429	3.7%	9.3%	11.3%	11.5%
% of FP17s for the same patient ID Re-attending within 3 months - Adults	221	1,485	14.9%	13.1%	14.9%	15.4%
% of FP17s for the same patient ID Re-attending between 3 & 9 months - Children	227	429	52.9%	61.2%	60.0%	58.9%
% of FP17s for the same patient ID Re-attending between 3 & 9 months - Adults	779	1,485	52.5%	55.8%	52.6%	51.6%
% of FP17s for Band 1 Urgent Courses	134	1,680	8.0%	6.9%	7.9%	8.9%
% of FP17s Relating to Free Repair or Replacements	13	1,680	0.8%	0.9%	0.8%	0.8%
% of FP17s Relating to Continuations	28	1,680	1.7%	1.1%	0.9%	0.9%
% of Patients satisfied with the dentistry they have received	5	7	N/A	93.4%	93.2%	93.2%
% of Patients satisfied with the time they had to wait for an appointment	7	7	N/A	90.7%	89.1%	88.8%

\* This is based on patients treated on this contract for their most recent course of treatment. Figures in italics indicate the base number of FP17s or Patient Questionnaire responses are less than 100. N/A is shown where the base number of responses is less than 10 during the period. % is calculated as Quantity/Base number\*100

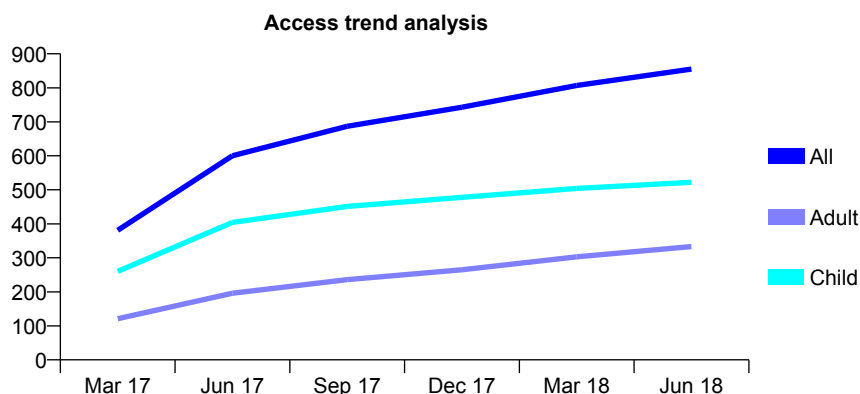
## Q60 - Vital Signs At a Glance Contract Report for 100233/0000 - June 2018

Name or company name	Willow Street Dental Practice
Contract type name	GDS Contract
Purpose of contract	General
Contract start date	01/12/2016
Contract end date	

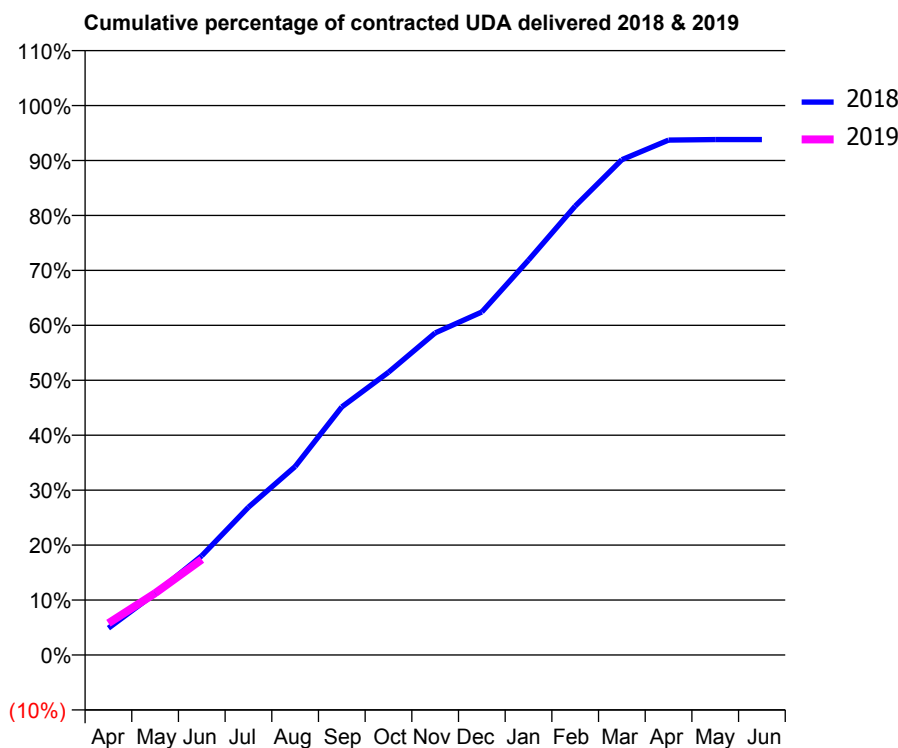
18/19 Contracted general activity (UDA)	2,110
Carry forward general activity (UDA)	0
18/19 Contracted orthodontic activity (UOA)	0
Carry forward orthodontic activity (UOA)	0
Baseline contract value	£54,739.67

### ACCESS\*

Patients seen in 24 months	Total	Change since previous quarter
Quarter ending June 2017	600	
Quarter ending September 2017	687	↑
Quarter ending December 2017	743	↑
Quarter ending March 2018	807	↑
Quarter ending June 2018	855	↑
<b>Variance since June 2017</b>	<b>42.5%</b>	<b>↑</b>



### ACTIVITY



Month	Adjusted Scheduled Activity (UDA)	
	2018	2019
April	103	122
May	236	237
June	381	367
July	567	
August	724	
September	952	
October	1,086	
November	1,237	
December	1,317	
January	1,517	
February	1,724	
March	1,902	
April	1,977	
May	1,979	
June	1,979	

### QUALITY

	Quantity	Base Number	Contract	AT	Region	England
% of FP17s for the same patient ID Re-attending within 3 months - Children	24	223	10.8%	9.3%	11.3%	11.5%
% of FP17s for the same patient ID Re-attending within 3 months - Adults	10	112	8.9%	13.1%	14.9%	15.4%
% of FP17s for the same patient ID Re-attending between 3 & 9 months - Children	143	223	64.1%	61.2%	60.0%	58.9%
% of FP17s for the same patient ID Re-attending between 3 & 9 months - Adults	59	112	52.7%	55.8%	52.6%	51.6%
% of FP17s for Band 1 Urgent Courses	15	277	5.4%	6.9%	7.9%	8.9%
% of FP17s Relating to Free Repair or Replacements	0	277	0.0%	0.9%	0.8%	0.8%
% of FP17s Relating to Continuations	0	277	0.0%	1.1%	0.9%	0.9%
% of Patients satisfied with the dentistry they have received	0	0	N/A	93.4%	93.2%	93.2%
% of Patients satisfied with the time they had to wait for an appointment	0	0	N/A	90.7%	89.1%	88.8%

\* This is based on patients treated on this contract for their most recent course of treatment. Figures in italics indicate the base number of FP17s or Patient Questionnaire responses are less than 100. N/A is shown where the base number of responses is less than 10 during the period. % is calculated as Quantity/Base number\*100

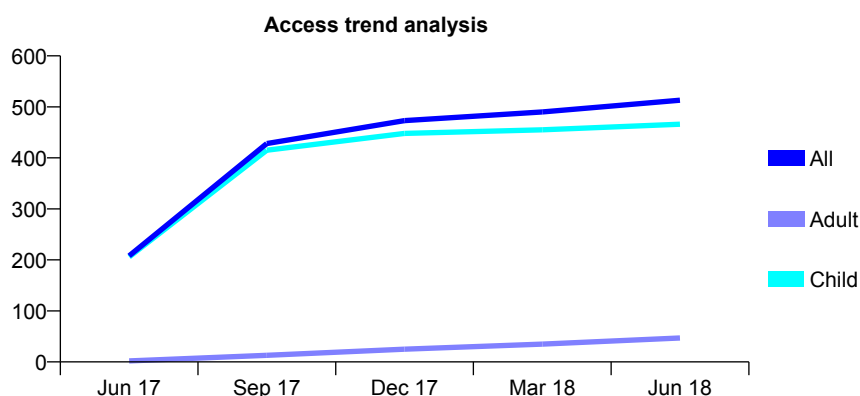
## Q60 - Vital Signs At a Glance Contract Report for 100324/0000 - June 2018

Name or company name	Hughes & Owen Dental Care
Contract type name	GDS Contract
Purpose of contract	General
Contract start date	01/04/2017
Contract end date	

18/19 Contracted general activity (UDA)	1,450
Carry forward general activity (UDA)	0
18/19 Contracted orthodontic activity (UOA)	0
Carry forward orthodontic activity (UOA)	0
Baseline contract value	£29,544.01

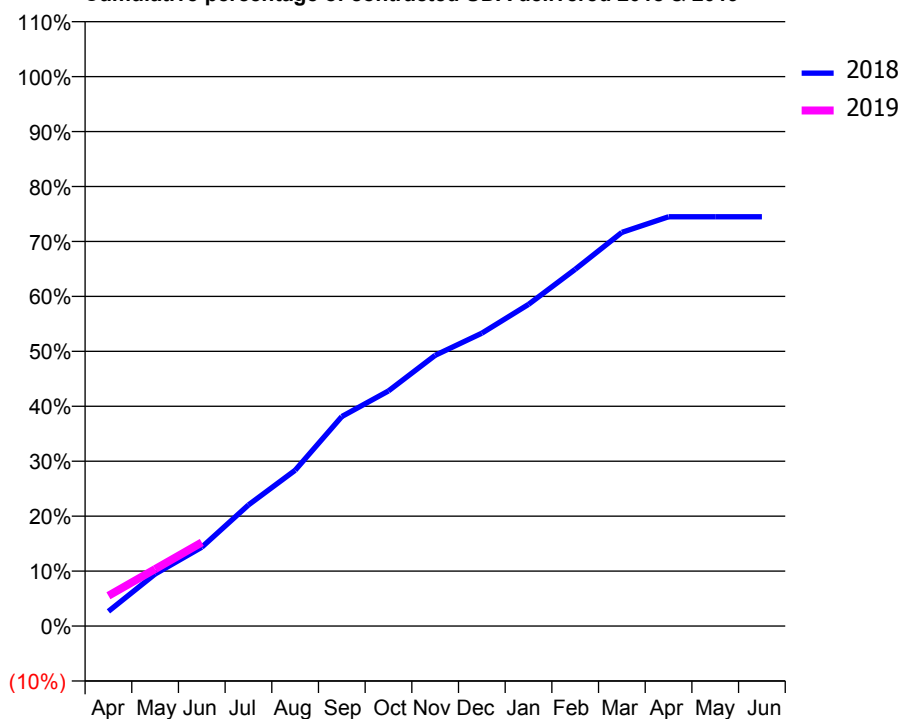
### ACCESS\*

Patients seen in 24 months	Total	Change since previous quarter
Quarter ending June 2017	208	
Quarter ending September 2017	428	↑
Quarter ending December 2017	473	↑
Quarter ending March 2018	490	↑
Quarter ending June 2018	513	↑
<b>Variance since June 2017</b>	<b>146.6%</b>	<b>↑</b>



### ACTIVITY

Cumulative percentage of contracted UDA delivered 2018 & 2019



Month	Adjusted Scheduled Activity (UDA)	
	2018	2019
April	39	80
May	137	150
June	208	221
July	320	
August	411	
September	553	
October	621	
November	714	
December	773	
January	849	
February	941	
March	1,039	
April	1,080	
May	1,080	
June	1,080	

### QUALITY

	Quantity	Base Number	Contract	AT	Region	England
% of FP17s for the same patient ID Re-attending within 3 months - Children	20	195	10.3%	9.3%	11.3%	11.5%
% of FP17s for the same patient ID Re-attending within 3 months - Adults	0	0	N/A	13.1%	14.9%	15.4%
% of FP17s for the same patient ID Re-attending between 3 & 9 months - Children	127	195	65.1%	61.2%	60.0%	58.9%
% of FP17s for the same patient ID Re-attending between 3 & 9 months - Adults	0	0	N/A	55.8%	52.6%	51.6%
% of FP17s for Band 1 Urgent Courses	4	161	2.5%	6.9%	7.9%	8.9%
% of FP17s Relating to Free Repair or Replacements	0	161	0.0%	0.9%	0.8%	0.8%
% of FP17s Relating to Continuations	0	161	0.0%	1.1%	0.9%	0.9%
% of Patients satisfied with the dentistry they have received	0	0	N/A	93.4%	93.2%	93.2%
% of Patients satisfied with the time they had to wait for an appointment	0	0	N/A	90.7%	89.1%	88.8%

\* This is based on patients treated on this contract for their most recent course of treatment. Figures in italics indicate the base number of FP17s or Patient Questionnaire responses are less than 100. N/A is shown where the base number of responses is less than 10 during the period. % is calculated as Quantity/Base number\*100

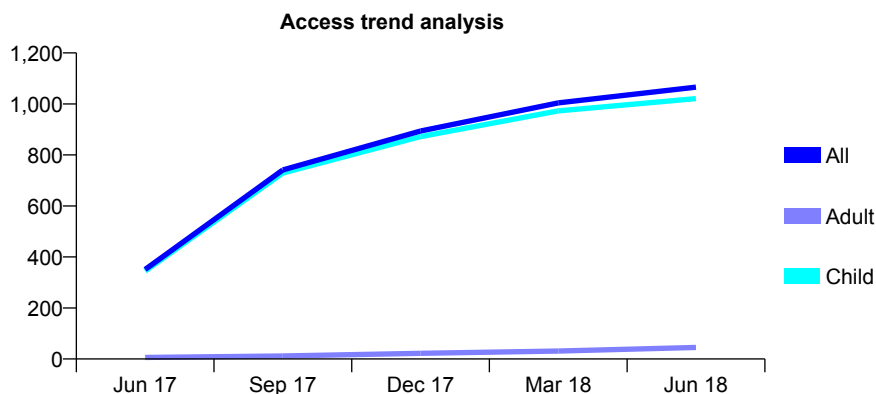
## Q60 - Vital Signs At a Glance Contract Report for 100346/0000 - June 2018

Name or company name	Burton Family Dental Practice
Contract type name	GDS Contract
Purpose of contract	General
Contract start date	01/04/2017
Contract end date	

18/19 Contracted general activity (UDA)	2,400
Carry forward general activity (UDA)	0
18/19 Contracted orthodontic activity (UOA)	0
Carry forward orthodontic activity (UOA)	0
Baseline contract value	£51,154.92

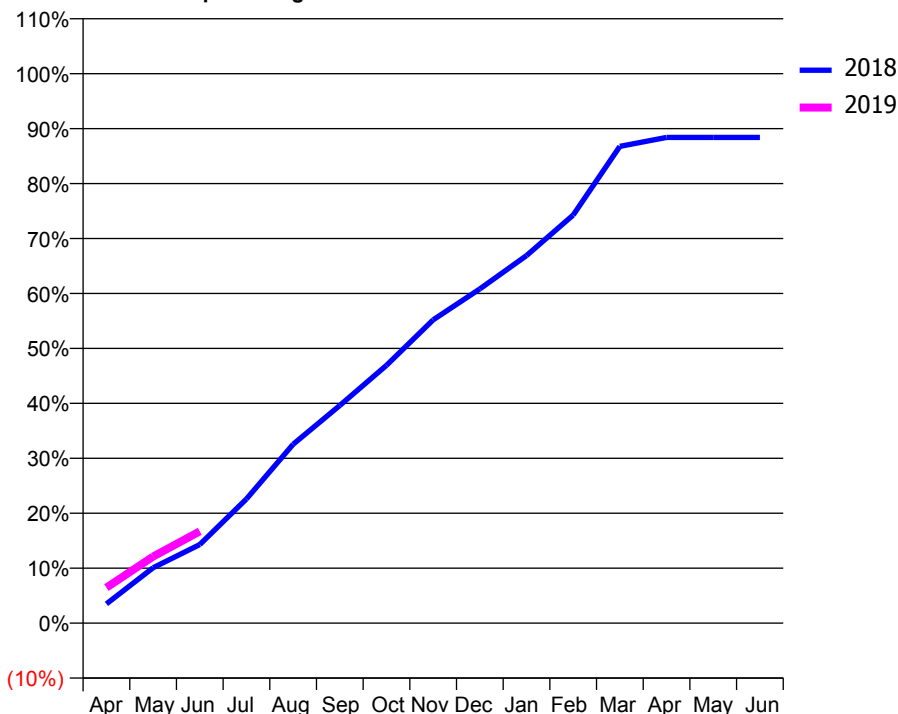
### ACCESS\*

Patients seen in 24 months	Total	Change since previous quarter
Quarter ending June 2017	351	
Quarter ending September 2017	741	↑
Quarter ending December 2017	894	↑
Quarter ending March 2018	1,004	↑
Quarter ending June 2018	1,066	↑
<b>Variance since June 2017</b>	<b>203.7%</b>	<b>↑</b>



### ACTIVITY

Cumulative percentage of contracted UDA delivered 2018 & 2019



Adjusted Scheduled Activity (UDA)

Month	2018	2019
April	84	155
May	242	291
June	343	401
July	542	
August	781	
September	951	
October	1,126	
November	1,324	
December	1,460	
January	1,605	
February	1,783	
March	2,082	
April	2,122	
May	2,122	
June	2,122	

### QUALITY

	Quantity	Base Number	Contract	AT	Region	England
% of FP17s for the same patient ID Re-attending within 3 months - Children	17	354	4.8%	9.3%	11.3%	11.5%
% of FP17s for the same patient ID Re-attending within 3 months - Adults	0	0	N/A	13.1%	14.9%	15.4%
% of FP17s for the same patient ID Re-attending between 3 & 9 months - Children	231	354	65.3%	61.2%	60.0%	58.9%
% of FP17s for the same patient ID Re-attending between 3 & 9 months - Adults	0	0	N/A	55.8%	52.6%	51.6%
% of FP17s for Band 1 Urgent Courses	11	316	3.5%	6.9%	7.9%	8.9%
% of FP17s Relating to Free Repair or Replacements	0	316	0.0%	0.9%	0.8%	0.8%
% of FP17s Relating to Continuations	0	316	0.0%	1.1%	0.9%	0.9%
% of Patients satisfied with the dentistry they have received	1	1	N/A	93.4%	93.2%	93.2%
% of Patients satisfied with the time they had to wait for an appointment	1	1	N/A	90.7%	89.1%	88.8%

\* This is based on patients treated on this contract for their most recent course of treatment. Figures in italics indicate the base number of FP17s or Patient Questionnaire responses are less than 100. N/A is shown where the base number of responses is less than 10 during the period. % is calculated as Quantity/Base number\*100

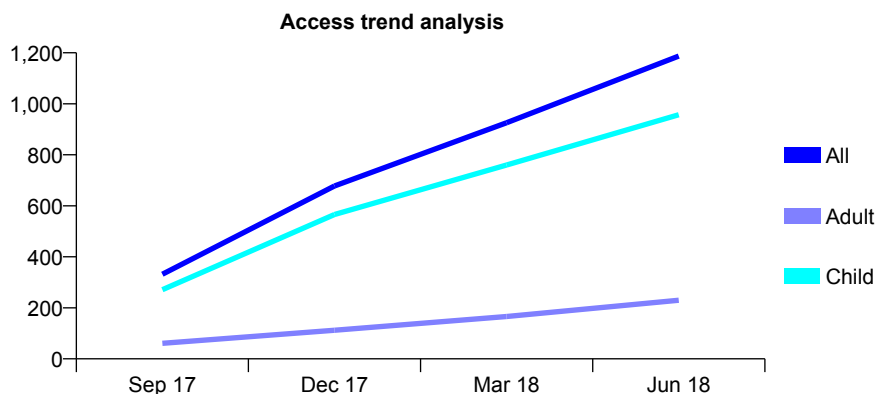
## Q60 - Vital Signs At a Glance Contract Report for 100486/0000 - June 2018

Name or company name	New Park House Dental Centre
Contract type name	GDS Contract
Purpose of contract	General and Orthodontic
Contract start date	01/08/2017
Contract end date	

18/19 Contracted general activity (UDA)	4,528
Carry forward general activity (UDA)	0
18/19 Contracted orthodontic activity (UOA)	839
Carry forward orthodontic activity (UOA)	0
Baseline contract value	£180,377.13

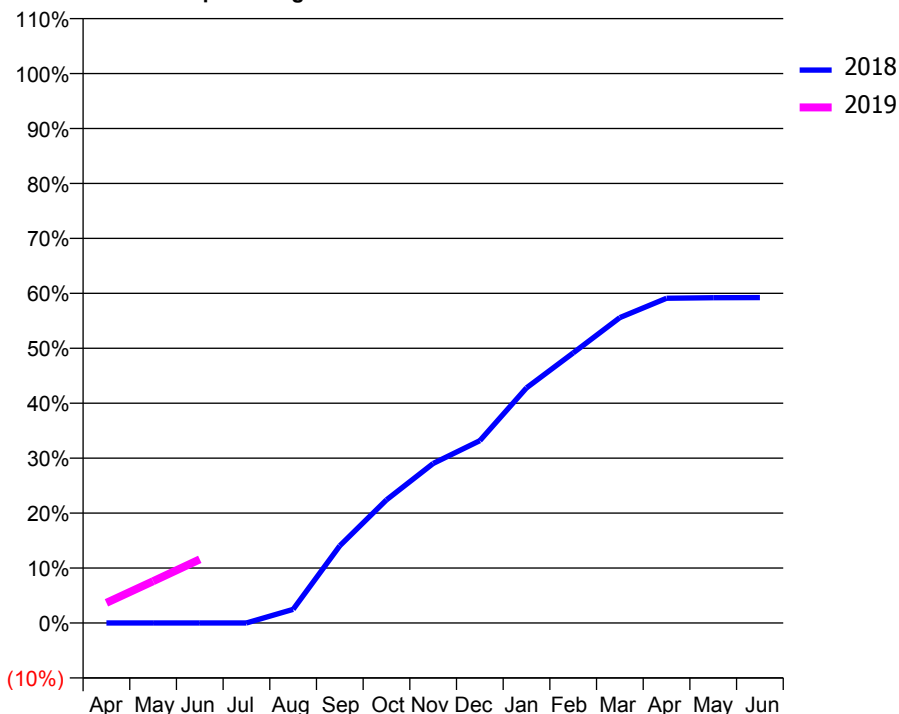
### ACCESS\*

Patients seen in 24 months	Total	Change since previous quarter
Quarter ending June 2017	0	
Quarter ending September 2017	332	↑
Quarter ending December 2017	678	↑
Quarter ending March 2018	926	↑
Quarter ending June 2018	1,187	↑
<b>Variance since June 2017</b>	N/A	



### ACTIVITY

Cumulative percentage of contracted UDA delivered 2018 & 2019



Month	Adjusted Scheduled Activity (UDA)	
	2018	2019
April	0	167
May	0	344
June	0	525
July	0	
August	75	
September	424	
October	676	
November	876	
December	1,002	
January	1,292	
February	1,484	
March	1,678	
April	1,784	
May	1,787	
June	1,788	

### QUALITY

	Quantity	Base Number	Contract	AT	Region	England
% of FP17s for the same patient ID Re-attending within 3 months - Children	39	460	8.5%	9.3%	11.3%	11.5%
% of FP17s for the same patient ID Re-attending within 3 months - Adults	8	77	10.4%	13.1%	14.9%	15.4%
% of FP17s for the same patient ID Re-attending between 3 & 9 months - Children	199	460	43.3%	61.2%	60.0%	58.9%
% of FP17s for the same patient ID Re-attending between 3 & 9 months - Adults	12	77	15.6%	55.8%	52.6%	51.6%
% of FP17s for Band 1 Urgent Courses	9	379	2.4%	6.9%	7.9%	8.9%
% of FP17s Relating to Free Repair or Replacements	0	379	0.0%	0.9%	0.8%	0.8%
% of FP17s Relating to Continuations	0	379	0.0%	1.1%	0.9%	0.9%
% of Patients satisfied with the dentistry they have received	2	2	N/A	93.4%	93.2%	93.2%
% of Patients satisfied with the time they had to wait for an appointment	2	2	N/A	90.7%	89.1%	88.8%

\* This is based on patients treated on this contract for their most recent course of treatment. Figures in italics indicate the base number of FP17s or Patient Questionnaire responses are less than 100. N/A is shown where the base number of responses is less than 10 during the period. % is calculated as Quantity/Base number\*100

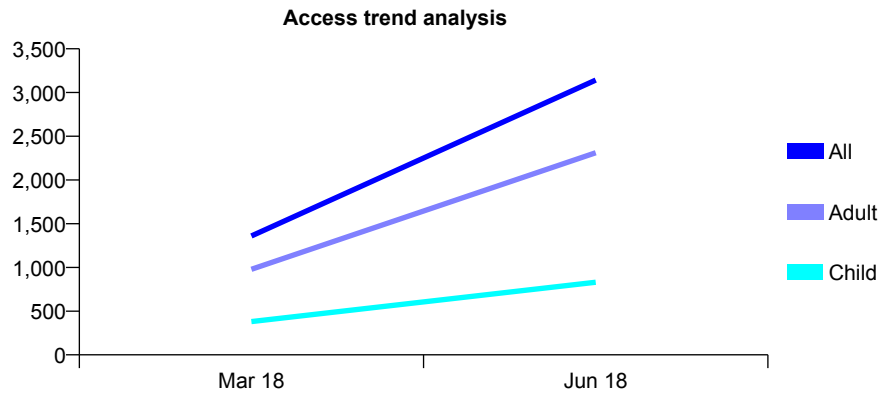
## Q60 - Vital Signs At a Glance Contract Report for 100574/0000 - June 2018

Name or company name	Primecare Oral
Contract type name	GDS Contract
Purpose of contract	General
Contract start date	01/01/2018
Contract end date	

18/19 Contracted general activity (UDA)	23,000
Carry forward general activity (UDA)	0
18/19 Contracted orthodontic activity (UOA)	0
Carry forward orthodontic activity (UOA)	0
Baseline contract value	£584,200.00

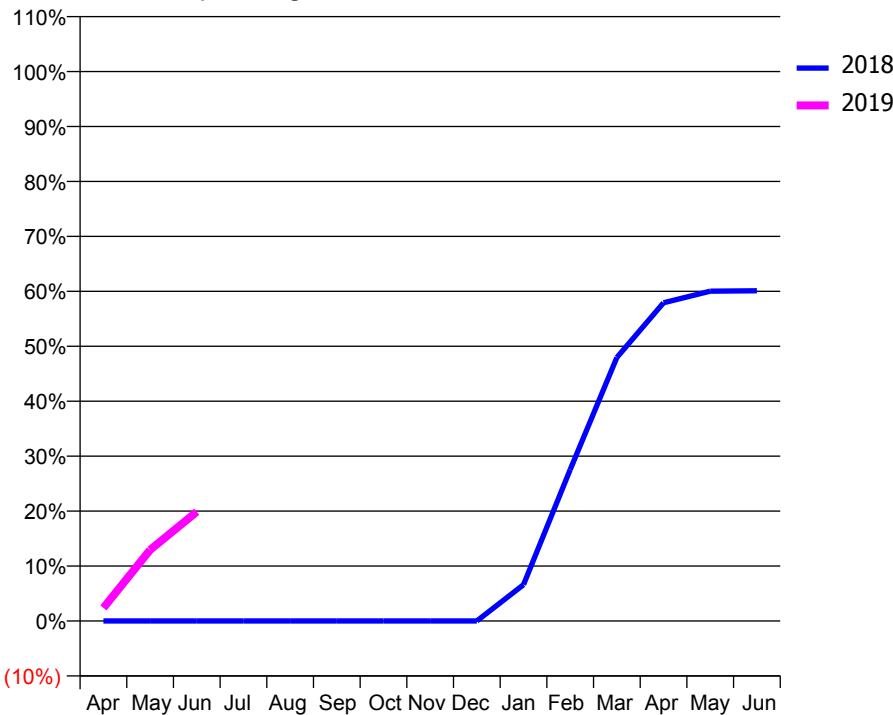
### ACCESS\*

Patients seen in 24 months	Total	Change since previous quarter
Quarter ending June 2017	0	
Quarter ending September 2017	0	
Quarter ending December 2017	0	
Quarter ending March 2018	1,359	
Quarter ending June 2018	3,142	↑
<b>Variance since June 2017</b>	N/A	



### ACTIVITY

Cumulative percentage of contracted UDA delivered 2018 & 2019



Month	Adjusted Scheduled Activity (UDA)	
	2018	2019
April	0	552
May	0	2,977
June	0	4,573
July	0	
August	0	
September	0	
October	0	
November	0	
December	0	
January	380	
February	1,585	
March	2,757	
April	3,331	
May	3,452	
June	3,456	

### QUALITY

	Quantity	Base Number	Contract	AT	Region	England
% of FP17s for the same patient ID Re-attending within 3 months - Children	49	508	9.6%	9.3%	11.3%	11.5%
% of FP17s for the same patient ID Re-attending within 3 months - Adults	165	1,544	10.7%	13.1%	14.9%	15.4%
% of FP17s for the same patient ID Re-attending between 3 & 9 months - Children	12	508	2.4%	61.2%	60.0%	58.9%
% of FP17s for the same patient ID Re-attending between 3 & 9 months - Adults	60	1,544	3.9%	55.8%	52.6%	51.6%
% of FP17s for Band 1 Urgent Courses	97	1,707	5.7%	6.9%	7.9%	8.9%
% of FP17s Relating to Free Repair or Replacements	18	1,707	1.1%	0.9%	0.8%	0.8%
% of FP17s Relating to Continuations	12	1,707	0.7%	1.1%	0.9%	0.9%
% of Patients satisfied with the dentistry they have received	0	1	N/A	93.4%	93.2%	93.2%
% of Patients satisfied with the time they had to wait for an appointment	1	1	N/A	90.7%	89.1%	88.8%

\* This is based on patients treated on this contract for their most recent course of treatment. Figures in italics indicate the base number of FP17s or Patient Questionnaire responses are less than 100. N/A is shown where the base number of responses is less than 10 during the period. % is calculated as Quantity/Base number\*100



## Q60 - Vital Signs At a Glance Contract Report for 100631/0000 - June 2018


Name or company name	MR A SHAMSI
Contract type name	GDS Contract
Purpose of contract	General
Contract start date	01/04/2018
Contract end date	

18/19 Contracted general activity (UDA)	33,500
Carry forward general activity (UDA)	0
18/19 Contracted orthodontic activity (UOA)	0
Carry forward orthodontic activity (UOA)	0
Baseline contract value	£846,437.17

### ACCESS\*

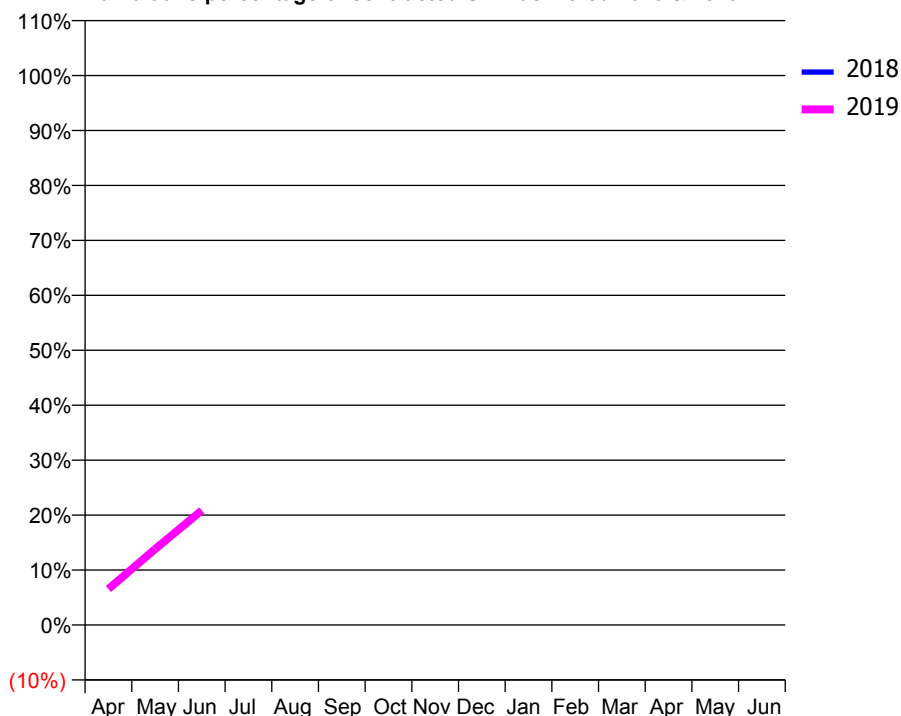
Patients seen in 24 months	Total	Change since previous quarter
Quarter ending June 2017	0	
Quarter ending September 2017	0	
Quarter ending December 2017	0	
Quarter ending March 2018	0	
Quarter ending June 2018	2,163	↑
<b>Variance since June 2017</b>	N/A	

### Access trend analysis



### ACTIVITY

#### Cumulative percentage of contracted UDA delivered 2018 & 2019



#### Adjusted Scheduled Activity (UDA)

Month	2018	2019
April	0	2,202
May	0	4,628
June	0	6,988
July	0	
August	0	
September	0	
October	0	
November	0	
December	0	
January	0	
February	0	
March	0	
April	0	
May	0	
June	0	

### QUALITY

	Quantity	Base Number	Contract	AT	Region	England
% of FP17s for the same patient ID Re-attending within 3 months - Children	9	695	1.3%	9.3%	11.3%	11.5%
% of FP17s for the same patient ID Re-attending within 3 months - Adults	31	1,436	2.2%	13.1%	14.9%	15.4%
% of FP17s for the same patient ID Re-attending between 3 & 9 months - Children	0	695	0.0%	61.2%	60.0%	58.9%
% of FP17s for the same patient ID Re-attending between 3 & 9 months - Adults	0	1,436	0.0%	55.8%	52.6%	51.6%
% of FP17s for Band 1 Urgent Courses	132	2,131	6.2%	6.9%	7.9%	8.9%
% of FP17s Relating to Free Repair or Replacements	3	2,131	0.1%	0.9%	0.8%	0.8%
% of FP17s Relating to Continuations	9	2,131	0.4%	1.1%	0.9%	0.9%
% of Patients satisfied with the dentistry they have received	1	1	N/A	93.4%	93.2%	93.2%
% of Patients satisfied with the time they had to wait for an appointment	1	1	N/A	90.7%	89.1%	88.8%

\* This is based on patients treated on this contract for their most recent course of treatment. Figures in italics indicate the base number of FP17s or Patient Questionnaire responses are less than 100. N/A is shown where the base number of responses is less than 10 during the period. % is calculated as Quantity/Base number\*100

## Q60 - Vital Signs At a Glance Contract Report for 100635/0000 - June 2018


Name or company name	MR D SINGH
Contract type name	GDS Contract
Purpose of contract	General
Contract start date	01/04/2018
Contract end date	

18/19 Contracted general activity (UDA)	25,867
Carry forward general activity (UDA)	0
18/19 Contracted orthodontic activity (UOA)	0
Carry forward orthodontic activity (UOA)	0
Baseline contract value	£649,354.55

### ACCESS\*

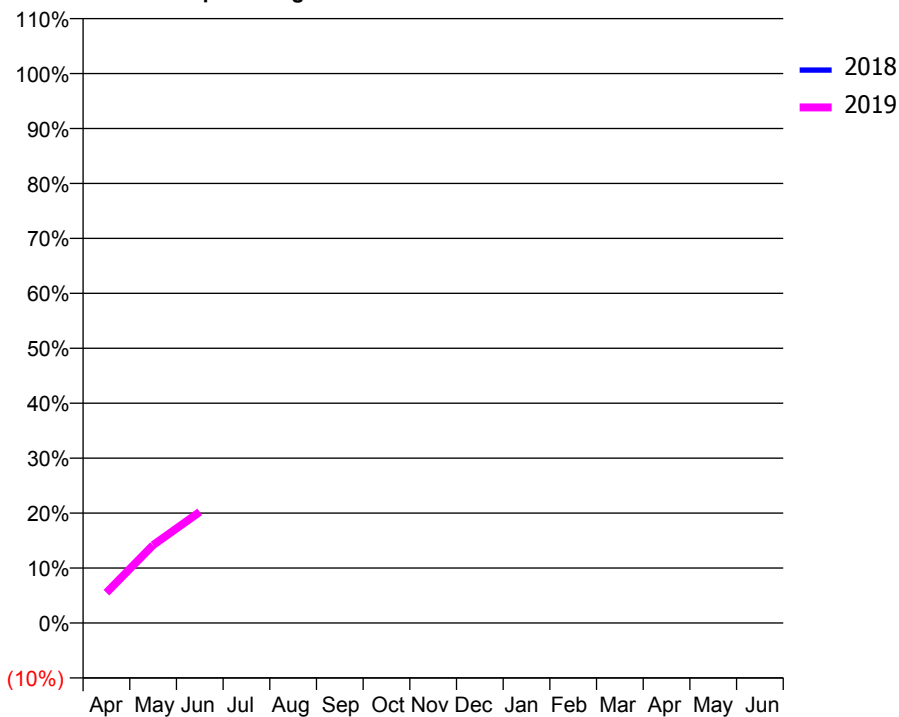
Patients seen in 24 months	Total	Change since previous quarter
Quarter ending June 2017	0	
Quarter ending September 2017	0	
Quarter ending December 2017	0	
Quarter ending March 2018	0	
Quarter ending June 2018	2,531	↑
<b>Variance since June 2017</b>	N/A	

### Access trend analysis



### ACTIVITY

#### Cumulative percentage of contracted UDA delivered 2018 & 2019



Month	Adjusted Scheduled Activity (UDA)	
	2018	2019
April	0	1,426
May	0	3,667
June	0	5,234
July	0	
August	0	
September	0	
October	0	
November	0	
December	0	
January	0	
February	0	
March	0	
April	0	
May	0	
June	0	

### QUALITY

	Quantity	Base Number	Contract	AT	Region	England
% of FP17s for the same patient ID Re-attending within 3 months - Children	16	658	2.4%	9.3%	11.3%	11.5%
% of FP17s for the same patient ID Re-attending within 3 months - Adults	83	1,649	5.0%	13.1%	14.9%	15.4%
% of FP17s for the same patient ID Re-attending between 3 & 9 months - Children	0	658	0.0%	61.2%	60.0%	58.9%
% of FP17s for the same patient ID Re-attending between 3 & 9 months - Adults	0	1,649	0.0%	55.8%	52.6%	51.6%
% of FP17s for Band 1 Urgent Courses	169	2,307	7.3%	6.9%	7.9%	8.9%
% of FP17s Relating to Free Repair or Replacements	27	2,307	1.2%	0.9%	0.8%	0.8%
% of FP17s Relating to Continuations	25	2,307	1.1%	1.1%	0.9%	0.9%
% of Patients satisfied with the dentistry they have received	3	3	N/A	93.4%	93.2%	93.2%
% of Patients satisfied with the time they had to wait for an appointment	3	3	N/A	90.7%	89.1%	88.8%

\* This is based on patients treated on this contract for their most recent course of treatment. Figures in italics indicate the base number of FP17s or Patient Questionnaire responses are less than 100. N/A is shown where the base number of responses is less than 10 during the period. % is calculated as Quantity/Base number\*100

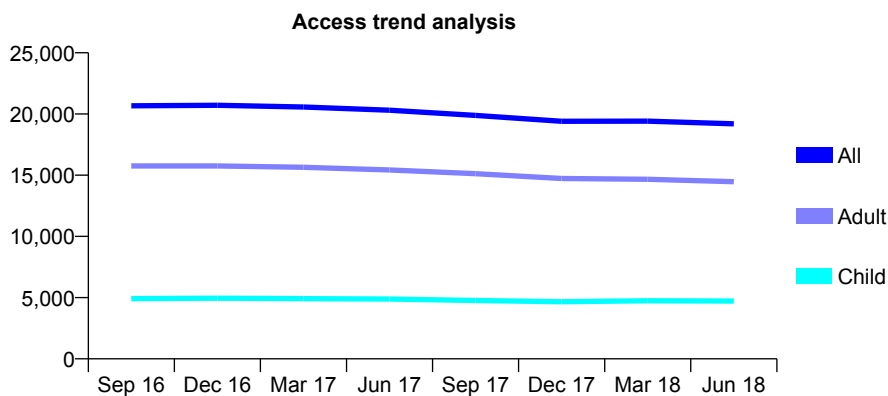
## Q60 - Vital Signs At a Glance Contract Report for 101281/0063 - June 2018

Name or company name	OASIS DENTAL CARE LTD
Contract type name	GDS Contract
Purpose of contract	General and Orthodontic
Contract start date	01/04/2006
Contract end date	

18/19 Contracted general activity (UDA)	67,013
Carry forward general activity (UDA)	0
18/19 Contracted orthodontic activity (UOA)	648
Carry forward orthodontic activity (UOA)	0
Baseline contract value	£1,711,617.07

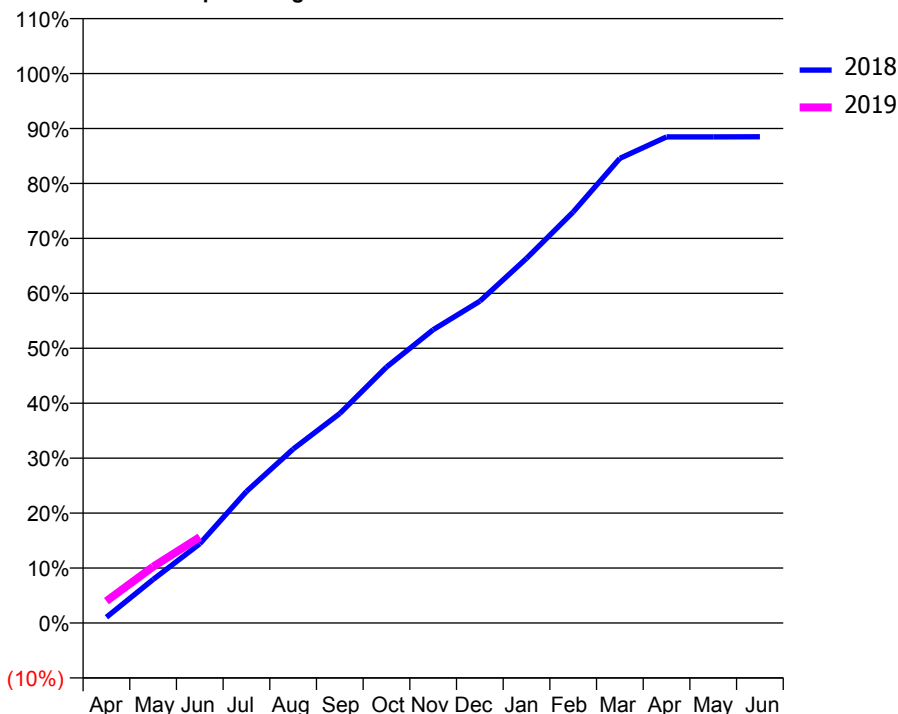
### ACCESS\*

Patients seen in 24 months	Total	Change since previous quarter
Quarter ending June 2017	20,313	
Quarter ending September 2017	19,884	↓
Quarter ending December 2017	19,407	↓
Quarter ending March 2018	19,416	→
Quarter ending June 2018	19,198	↓
<b>Variance since June 2017</b>	<b>(5.5%)</b>	<b>↓</b>



### ACTIVITY

Cumulative percentage of contracted UDA delivered 2018 & 2019



Adjusted Scheduled Activity (UDA)

Month	2018	2019
April	705	2,675
May	5,314	6,877
June	9,670	10,474
July	16,044	
August	21,211	
September	25,561	
October	31,221	
November	35,772	
December	39,247	
January	44,467	
February	50,128	
March	56,659	
April	59,288	
May	59,288	
June	59,301	

### QUALITY

	Quantity	Base Number	Contract	AT	Region	England
% of FP17s for the same patient ID Re-attending within 3 months - Children	91	1,574	5.8%	9.3%	11.3%	11.5%
% of FP17s for the same patient ID Re-attending within 3 months - Adults	672	4,818	13.9%	13.1%	14.9%	15.4%
% of FP17s for the same patient ID Re-attending between 3 & 9 months - Children	1,050	1,574	66.7%	61.2%	60.0%	58.9%
% of FP17s for the same patient ID Re-attending between 3 & 9 months - Adults	3,132	4,818	65.0%	55.8%	52.6%	51.6%
% of FP17s for Band 1 Urgent Courses	379	5,254	7.2%	6.9%	7.9%	8.9%
% of FP17s Relating to Free Repair or Replacements	83	5,254	1.6%	0.9%	0.8%	0.8%
% of FP17s Relating to Continuations	42	5,254	0.8%	1.1%	0.9%	0.9%
% of Patients satisfied with the dentistry they have received	17	20	85.0%	93.4%	93.2%	93.2%
% of Patients satisfied with the time they had to wait for an appointment	17	20	85.0%	90.7%	89.1%	88.8%

\* This is based on patients treated on this contract for their most recent course of treatment. Figures in italics indicate the base number of FP17s or Patient Questionnaire responses are less than 100. N/A is shown where the base number of responses is less than 10 during the period. % is calculated as Quantity/Base number\*100

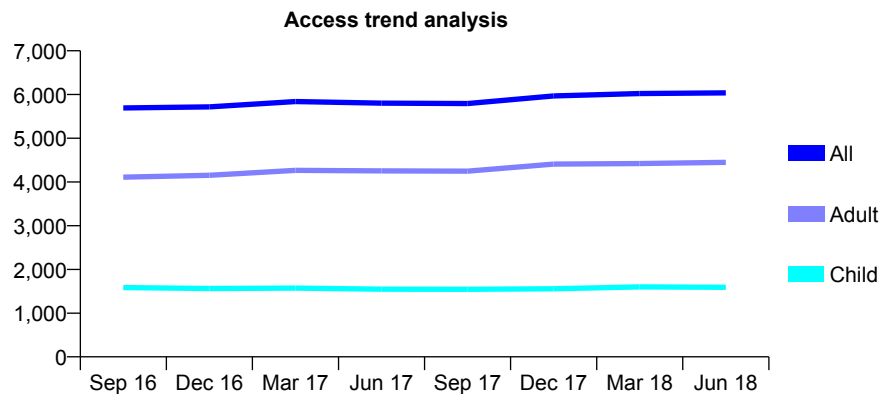
## Q60 - Vital Signs At a Glance Contract Report for 101281/0071 - June 2018

Name or company name	OASIS DENTAL CARE LTD
Contract type name	GDS Contract
Purpose of contract	General
Contract start date	01/04/2006
Contract end date	

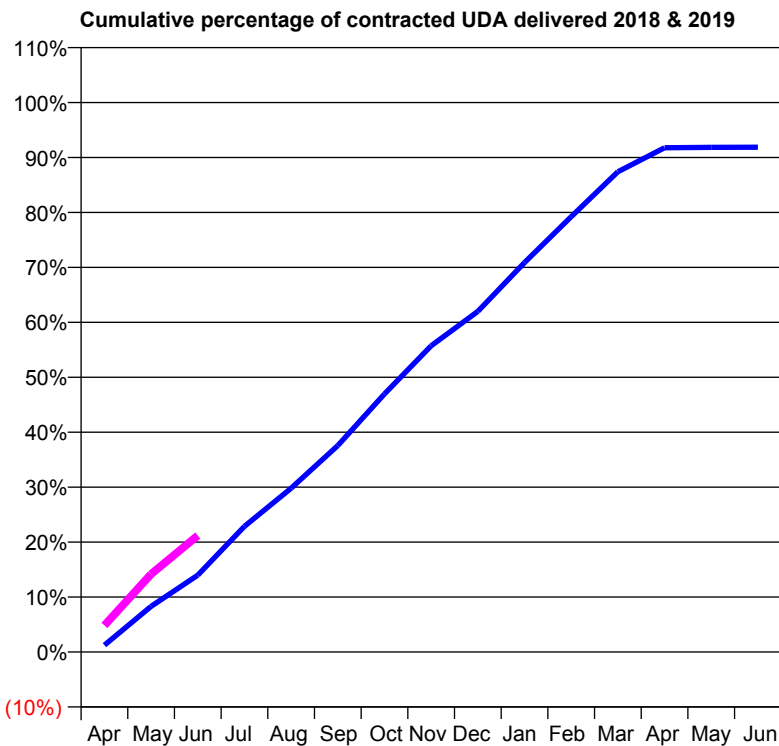
18/19 Contracted general activity (UDA)	19,322
Carry forward general activity (UDA)	0
18/19 Contracted orthodontic activity (UOA)	0
Carry forward orthodontic activity (UOA)	0
Baseline contract value	£404,691.32

### ACCESS\*

Patients seen in 24 months	Total	Change since previous quarter
Quarter ending June 2017	5,802	
Quarter ending September 2017	5,793	→
Quarter ending December 2017	5,967	↑
Quarter ending March 2018	6,021	→
Quarter ending June 2018	6,039	→
<b>Variance since June 2017</b>	<b>4.1%</b>	<b>↑</b>



### ACTIVITY



Adjusted Scheduled Activity (UDA)		
Month	2018	2019
April	239	934
May	1,608	2,741
June	2,705	4,093
July	4,419	
August	5,761	
September	7,259	
October	9,077	
November	10,767	
December	11,979	
January	13,695	
February	15,307	
March	16,888	
April	17,729	
May	17,745	
June	17,749	

### QUALITY

	Quantity	Base Number	Contract	AT	Region	England
% of FP17s for the same patient ID Re-attending within 3 months - Children	31	568	5.5%	9.3%	11.3%	11.5%
% of FP17s for the same patient ID Re-attending within 3 months - Adults	349	1,730	20.2%	13.1%	14.9%	15.4%
% of FP17s for the same patient ID Re-attending between 3 & 9 months - Children	307	568	54.0%	61.2%	60.0%	58.9%
% of FP17s for the same patient ID Re-attending between 3 & 9 months - Adults	859	1,730	49.7%	55.8%	52.6%	51.6%
% of FP17s for Band 1 Urgent Courses	197	1,925	10.2%	6.9%	7.9%	8.9%
% of FP17s Relating to Free Repair or Replacements	38	1,925	2.0%	0.9%	0.8%	0.8%
% of FP17s Relating to Continuations	77	1,925	4.0%	1.1%	0.9%	0.9%
% of Patients satisfied with the dentistry they have received	5	5	N/A	93.4%	93.2%	93.2%
% of Patients satisfied with the time they had to wait for an appointment	4	5	N/A	90.7%	89.1%	88.8%

\* This is based on patients treated on this contract for their most recent course of treatment. Figures in italics indicate the base number of FP17s or Patient Questionnaire responses are less than 100. N/A is shown where the base number of responses is less than 10 during the period. % is calculated as Quantity/Base number\*100

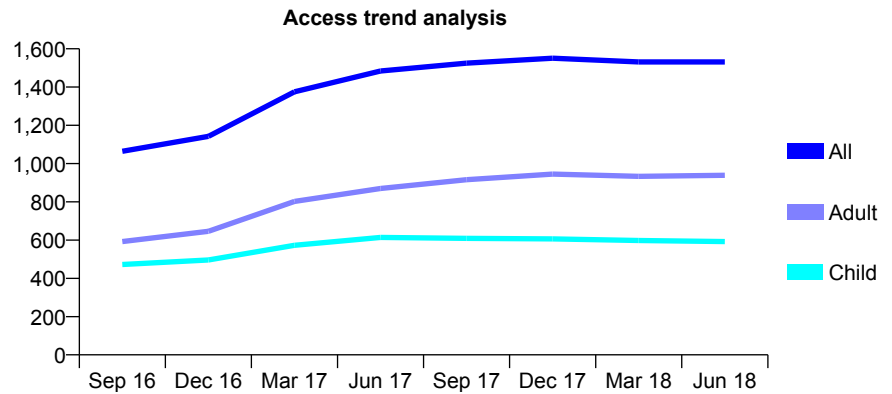
## Q60 - Vital Signs At a Glance Contract Report for 101281/0097 - June 2018

Name or company name	OASIS DENTAL CARE LTD
Contract type name	GDS Contract
Purpose of contract	General
Contract start date	01/04/2006
Contract end date	

18/19 Contracted general activity (UDA)	4,956
Carry forward general activity (UDA)	0
18/19 Contracted orthodontic activity (UOA)	0
Carry forward orthodontic activity (UOA)	0
Baseline contract value	£116,927.79

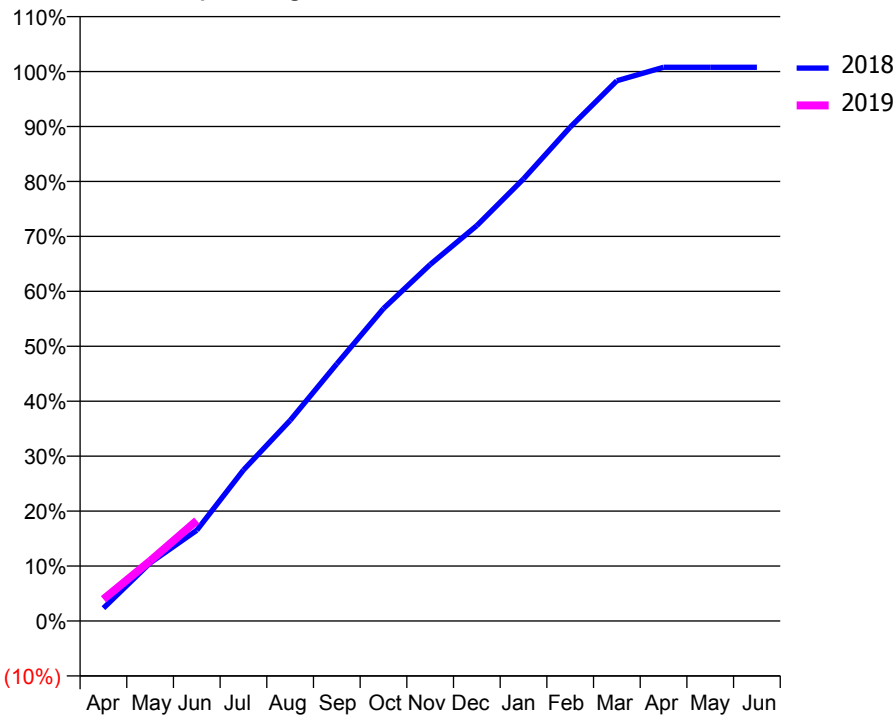
### ACCESS\*

Patients seen in 24 months	Total	Change since previous quarter
Quarter ending June 2017	1,484	
Quarter ending September 2017	1,525	↑
Quarter ending December 2017	1,551	→
Quarter ending March 2018	1,531	↓
Quarter ending June 2018	1,531	→
<b>Variance since June 2017</b>	<b>3.2%</b>	<b>↑</b>



### ACTIVITY

Cumulative percentage of contracted UDA delivered 2018 & 2019



Month	Adjusted Scheduled Activity (UDA)	
	2018	2019
April	117	197
May	524	542
June	819	906
July	1,363	
August	1,810	
September	2,320	
October	2,819	
November	3,215	
December	3,567	
January	3,987	
February	4,454	
March	4,873	
April	4,994	
May	4,994	
June	4,994	

### QUALITY

	Quantity	Base Number	Contract	AT	Region	England
% of FP17s for the same patient ID Re-attending within 3 months - Children	18	238	7.6%	9.3%	11.3%	11.5%
% of FP17s for the same patient ID Re-attending within 3 months - Adults	29	292	9.9%	13.1%	14.9%	15.4%
% of FP17s for the same patient ID Re-attending between 3 & 9 months - Children	161	238	67.6%	61.2%	60.0%	58.9%
% of FP17s for the same patient ID Re-attending between 3 & 9 months - Adults	196	292	67.1%	55.8%	52.6%	51.6%
% of FP17s for Band 1 Urgent Courses	20	488	4.1%	6.9%	7.9%	8.9%
% of FP17s Relating to Free Repair or Replacements	7	488	1.4%	0.9%	0.8%	0.8%
% of FP17s Relating to Continuations	0	488	0.0%	1.1%	0.9%	0.9%
% of Patients satisfied with the dentistry they have received	3	3	N/A	93.4%	93.2%	93.2%
% of Patients satisfied with the time they had to wait for an appointment	2	3	N/A	90.7%	89.1%	88.8%

\* This is based on patients treated on this contract for their most recent course of treatment. Figures in italics indicate the base number of FP17s or Patient Questionnaire responses are less than 100. N/A is shown where the base number of responses is less than 10 during the period. % is calculated as Quantity/Base number\*100

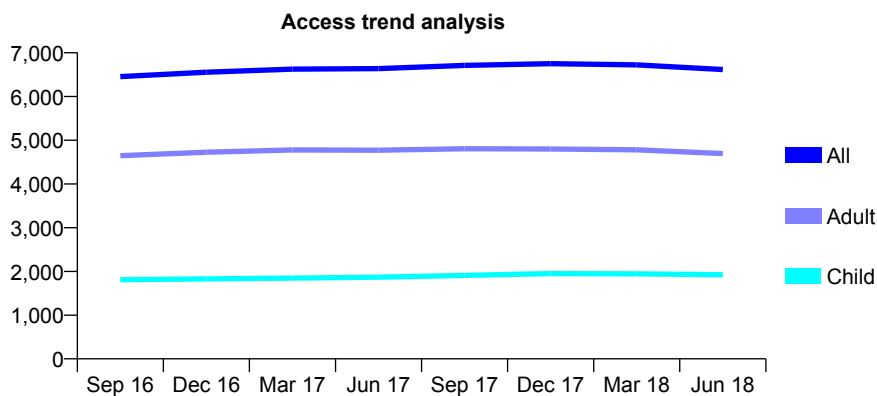
## Q60 - Vital Signs At a Glance Contract Report for 101281/0127 - June 2018

Name or company name	OASIS DENTAL CARE LTD
Contract type name	GDS Contract
Purpose of contract	General and Orthodontic
Contract start date	01/04/2006
Contract end date	

18/19 Contracted general activity (UDA)	19,147
Carry forward general activity (UDA)	0
18/19 Contracted orthodontic activity (UOA)	0
Carry forward orthodontic activity (UOA)	0
Baseline contract value	£431,481.66

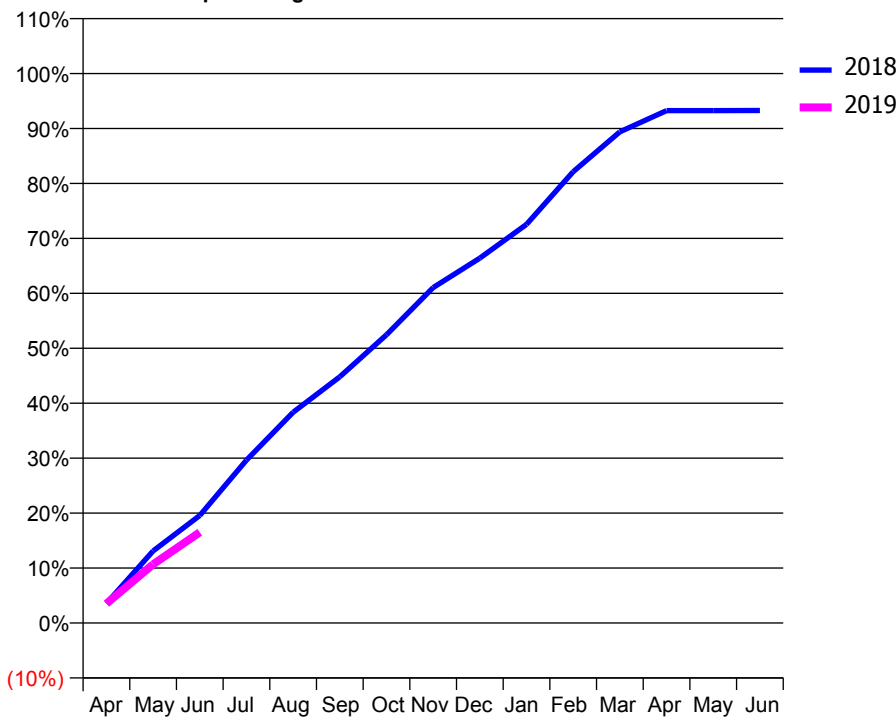
### ACCESS\*

Patients seen in 24 months	Total	Change since previous quarter
Quarter ending June 2017	6,640	
Quarter ending September 2017	6,713	→
Quarter ending December 2017	6,751	→
Quarter ending March 2018	6,725	→
Quarter ending June 2018	6,618	↓
<b>Variance since June 2017</b>	<b>(0.3%)</b>	→



### ACTIVITY

Cumulative percentage of contracted UDA delivered 2018 & 2019



Adjusted Scheduled Activity (UDA)

Month	2018	2019
April	686	675
May	2,512	2,047
June	3,749	3,162
July	5,674	
August	7,343	
September	8,581	
October	10,045	
November	11,690	
December	12,715	
January	13,889	
February	15,723	
March	17,113	
April	17,854	
May	17,856	
June	17,858	

### QUALITY

	Quantity	Base Number	Contract	AT	Region	England
% of FP17s for the same patient ID Re-attending within 3 months - Children	46	590	7.8%	9.3%	11.3%	11.5%
% of FP17s for the same patient ID Re-attending within 3 months - Adults	274	1,371	20.0%	13.1%	14.9%	15.4%
% of FP17s for the same patient ID Re-attending between 3 & 9 months - Children	316	590	53.6%	61.2%	60.0%	58.9%
% of FP17s for the same patient ID Re-attending between 3 & 9 months - Adults	638	1,371	46.5%	55.8%	52.6%	51.6%
% of FP17s for Band 1 Urgent Courses	143	1,629	8.8%	6.9%	7.9%	8.9%
% of FP17s Relating to Free Repair or Replacements	40	1,629	2.5%	0.9%	0.8%	0.8%
% of FP17s Relating to Continuations	44	1,629	2.7%	1.1%	0.9%	0.9%
% of Patients satisfied with the dentistry they have received	6	7	N/A	93.4%	93.2%	93.2%
% of Patients satisfied with the time they had to wait for an appointment	7	7	N/A	90.7%	89.1%	88.8%

\* This is based on patients treated on this contract for their most recent course of treatment. Figures in italics indicate the base number of FP17s or Patient Questionnaire responses are less than 100. N/A is shown where the base number of responses is less than 10 during the period. % is calculated as Quantity/Base number\*100

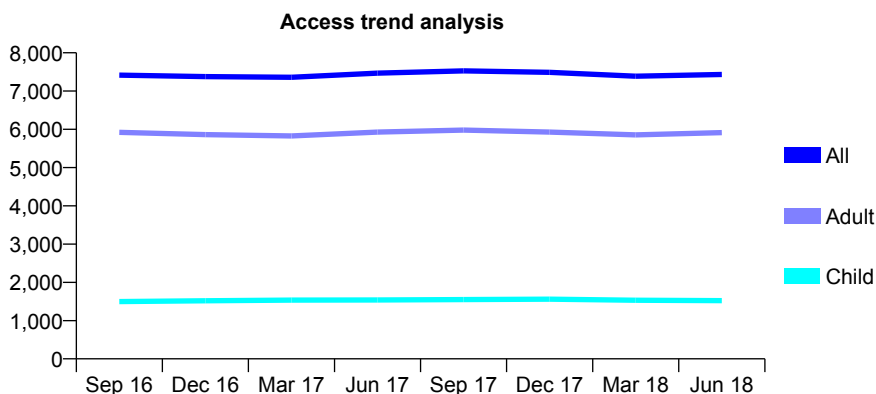
## Q60 - Vital Signs At a Glance Contract Report for 101338/0007 - June 2018

Name or company name	Whitecross Dental Care Limited
Contract type name	GDS Contract
Purpose of contract	General
Contract start date	01/04/2006
Contract end date	

18/19 Contracted general activity (UDA)	24,220
Carry forward general activity (UDA)	0
18/19 Contracted orthodontic activity (UOA)	0
Carry forward orthodontic activity (UOA)	0
Baseline contract value	£594,236.75

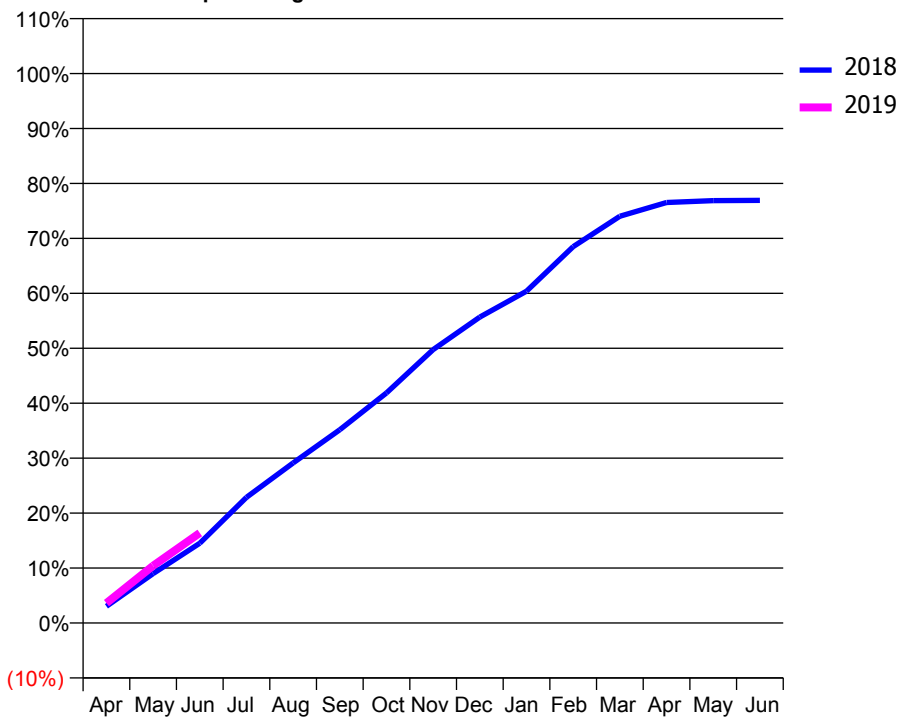
### ACCESS\*

Patients seen in 24 months	Total	Change since previous quarter
Quarter ending June 2017	7,468	
Quarter ending September 2017	7,528	→
Quarter ending December 2017	7,489	→
Quarter ending March 2018	7,389	↓
Quarter ending June 2018	7,432	→
<b>Variance since June 2017</b>	<b>(0.5%)</b>	<b>→</b>



### ACTIVITY

Cumulative percentage of contracted UDA delivered 2018 & 2019



Adjusted Scheduled Activity (UDA)

Month	2018	2019
April	740	878
May	2,176	2,523
June	3,519	3,972
July	5,537	
August	7,056	
September	8,521	
October	10,142	
November	12,054	
December	13,488	
January	14,624	
February	16,589	
March	17,928	
April	18,536	
May	18,615	
June	18,630	

### QUALITY

	Quantity	Base Number	Contract	AT	Region	England
% of FP17s for the same patient ID Re-attending within 3 months - Children	30	494	6.1%	9.3%	11.3%	11.5%
% of FP17s for the same patient ID Re-attending within 3 months - Adults	159	1,803	8.8%	13.1%	14.9%	15.4%
% of FP17s for the same patient ID Re-attending between 3 & 9 months - Children	286	494	57.9%	61.2%	60.0%	58.9%
% of FP17s for the same patient ID Re-attending between 3 & 9 months - Adults	966	1,803	53.6%	55.8%	52.6%	51.6%
% of FP17s for Band 1 Urgent Courses	64	1,926	3.3%	6.9%	7.9%	8.9%
% of FP17s Relating to Free Repair or Replacements	21	1,926	1.1%	0.9%	0.8%	0.8%
% of FP17s Relating to Continuations	28	1,926	1.5%	1.1%	0.9%	0.9%
% of Patients satisfied with the dentistry they have received	10	11	90.9%	93.4%	93.2%	93.2%
% of Patients satisfied with the time they had to wait for an appointment	9	11	81.8%	90.7%	89.1%	88.8%

\* This is based on patients treated on this contract for their most recent course of treatment. Figures in italics indicate the base number of FP17s or Patient Questionnaire responses are less than 100. N/A is shown where the base number of responses is less than 10 during the period. % is calculated as Quantity/Base number\*100

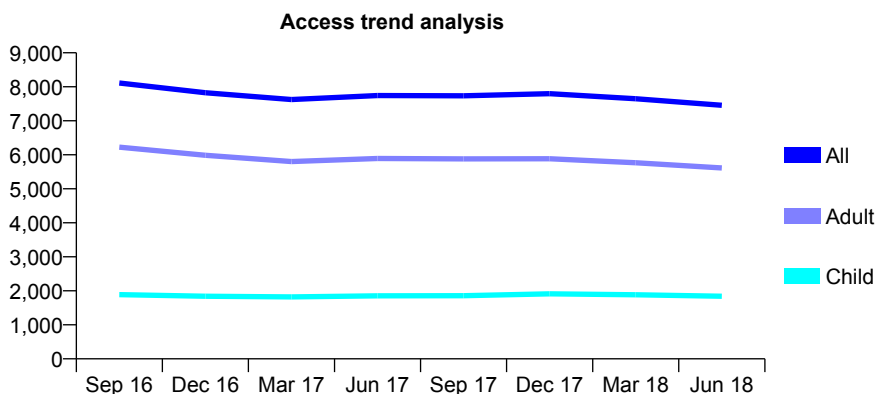
## Q60 - Vital Signs At a Glance Contract Report for 101338/0010 - June 2018

Name or company name	Whitecross Dental Care Limited
Contract type name	GDS Contract
Purpose of contract	General
Contract start date	01/04/2006
Contract end date	

18/19 Contracted general activity (UDA)	24,000
Carry forward general activity (UDA)	0
18/19 Contracted orthodontic activity (UOA)	0
Carry forward orthodontic activity (UOA)	0
Baseline contract value	£662,832.22

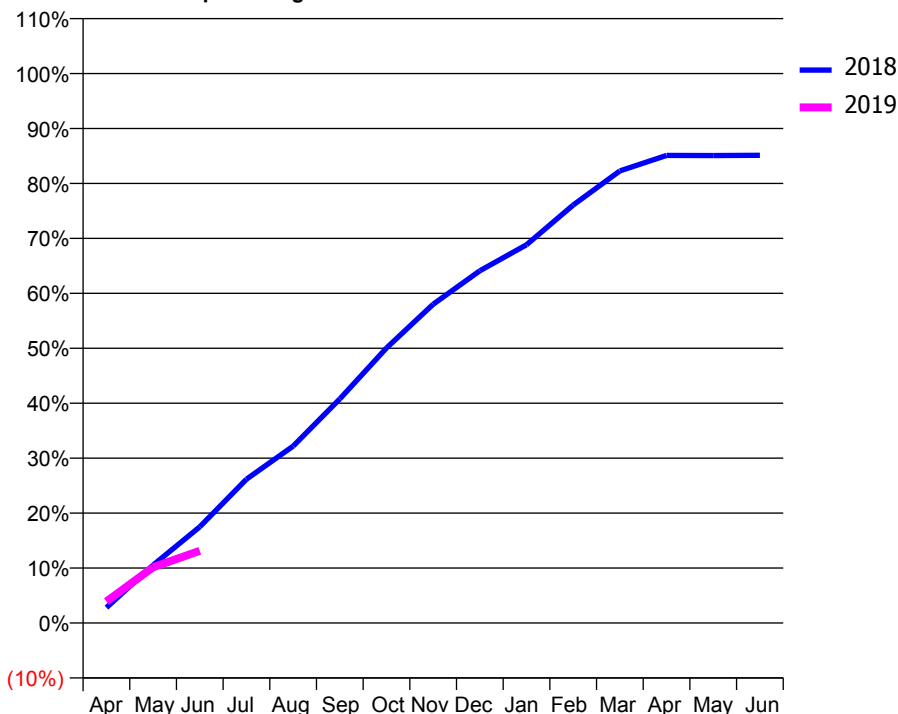
### ACCESS\*

Patients seen in 24 months	Total	Change since previous quarter
Quarter ending June 2017	7,744	
Quarter ending September 2017	7,737	→
Quarter ending December 2017	7,799	→
Quarter ending March 2018	7,650	↓
Quarter ending June 2018	7,455	↓
<b>Variance since June 2017</b>	<b>(3.7%)</b>	<b>↓</b>



### ACTIVITY

Cumulative percentage of contracted UDA delivered 2018 & 2019



Month	Adjusted Scheduled Activity (UDA)	
	2018	2019
April	672	938
May	2,531	2,438
June	4,203	3,156
July	6,278	
August	7,723	
September	9,785	
October	12,013	
November	13,924	
December	15,384	
January	16,518	
February	18,254	
March	19,744	
April	20,423	
May	20,418	
June	20,430	

### QUALITY

	Quantity	Base Number	Contract	AT	Region	England
% of FP17s for the same patient ID Re-attending within 3 months - Children	22	416	5.3%	9.3%	11.3%	11.5%
% of FP17s for the same patient ID Re-attending within 3 months - Adults	184	1,506	12.2%	13.1%	14.9%	15.4%
% of FP17s for the same patient ID Re-attending between 3 & 9 months - Children	168	416	40.4%	61.2%	60.0%	58.9%
% of FP17s for the same patient ID Re-attending between 3 & 9 months - Adults	684	1,506	45.4%	55.8%	52.6%	51.6%
% of FP17s for Band 1 Urgent Courses	139	1,547	9.0%	6.9%	7.9%	8.9%
% of FP17s Relating to Free Repair or Replacements	15	1,547	1.0%	0.9%	0.8%	0.8%
% of FP17s Relating to Continuations	16	1,547	1.0%	1.1%	0.9%	0.9%
% of Patients satisfied with the dentistry they have received	8	9	N/A	93.4%	93.2%	93.2%
% of Patients satisfied with the time they had to wait for an appointment	7	9	N/A	90.7%	89.1%	88.8%

\* This is based on patients treated on this contract for their most recent course of treatment. Figures in italics indicate the base number of FP17s or Patient Questionnaire responses are less than 100. N/A is shown where the base number of responses is less than 10 during the period. % is calculated as Quantity/Base number\*100



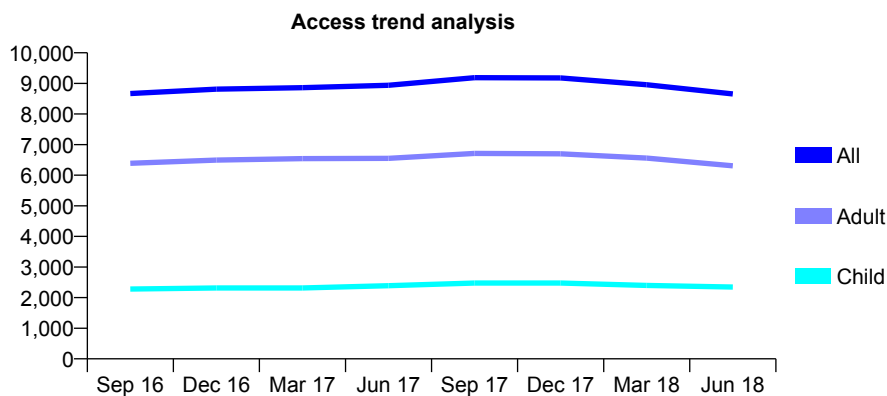
## Q60 - Vital Signs At a Glance Contract Report for 101338/0011 - June 2018

Name or company name	Whitecross Dental Care Limited
Contract type name	Pilot Contract
Purpose of contract	General
Contract start date	01/04/2006
Contract end date	

18/19 Contracted general activity (UDA)	27,000
Carry forward general activity (UDA)	0
18/19 Contracted orthodontic activity (UOA)	0
Carry forward orthodontic activity (UOA)	0
Baseline contract value	£744,384.33

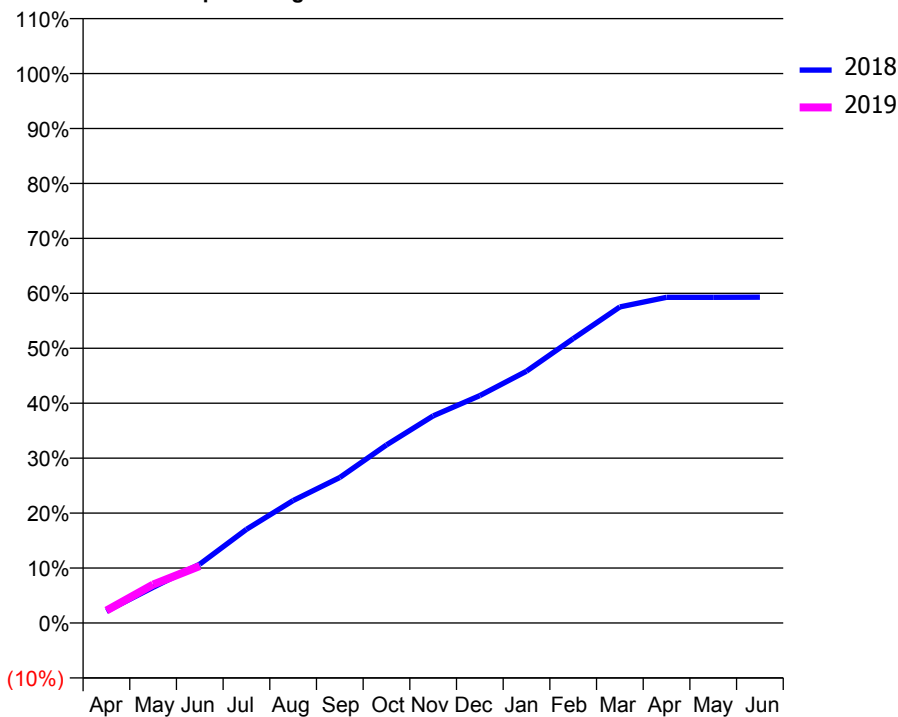
### ACCESS\*

Patients seen in 24 months	Total	Change since previous quarter
Quarter ending June 2017	8,940	
Quarter ending September 2017	9,188	↑
Quarter ending December 2017	9,177	→
Quarter ending March 2018	8,956	↓
Quarter ending June 2018	8,655	↓
<b>Variance since June 2017</b>	<b>(3.2%)</b>	<b>↓</b>



### ACTIVITY

Cumulative percentage of contracted UDA delivered 2018 & 2019



Adjusted Scheduled Activity (UDA)

Month	2018	2019
April	580	613
May	1,750	1,893
June	2,892	2,804
July	4,603	
August	6,019	
September	7,149	
October	8,753	
November	10,175	
December	11,173	
January	12,376	
February	13,975	
March	15,529	
April	16,004	
May	16,006	
June	16,008	

### QUALITY

	Quantity	Base Number	Contract	AT	Region	England
% of FP17s for the same patient ID Re-attending within 3 months - Children	13	456	2.9%	9.3%	11.3%	11.5%
% of FP17s for the same patient ID Re-attending within 3 months - Adults	78	1,026	7.6%	13.1%	14.9%	15.4%
% of FP17s for the same patient ID Re-attending between 3 & 9 months - Children	133	456	29.2%	61.2%	60.0%	58.9%
% of FP17s for the same patient ID Re-attending between 3 & 9 months - Adults	195	1,026	19.0%	55.8%	52.6%	51.6%
% of FP17s for Band 1 Urgent Courses	100	1,270	7.9%	6.9%	7.9%	8.9%
% of FP17s Relating to Free Repair or Replacements	1	1,270	0.1%	0.9%	0.8%	0.8%
% of FP17s Relating to Continuations	9	1,270	0.7%	1.1%	0.9%	0.9%
% of Patients satisfied with the dentistry they have received	1	4	N/A	93.4%	93.2%	93.2%
% of Patients satisfied with the time they had to wait for an appointment	2	4	N/A	90.7%	89.1%	88.8%

\* This is based on patients treated on this contract for their most recent course of treatment. Figures in italics indicate the base number of FP17s or Patient Questionnaire responses are less than 100. N/A is shown where the base number of responses is less than 10 during the period. % is calculated as Quantity/Base number\*100

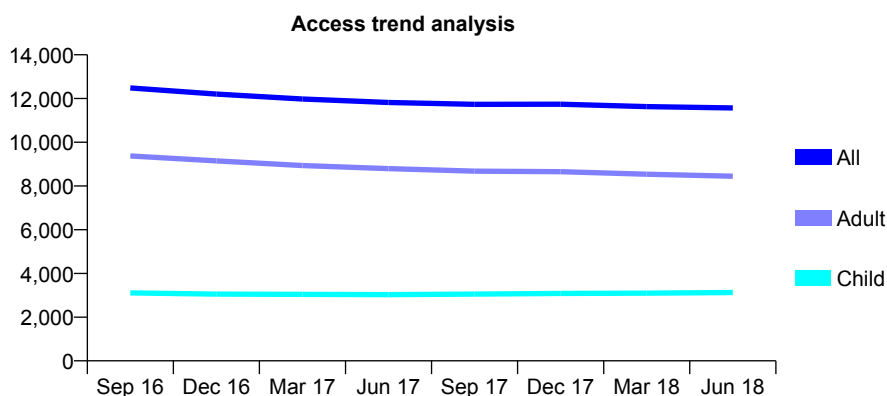
## Q60 - Vital Signs At a Glance Contract Report for 101338/0014 - June 2018

Name or company name	Whitecross Dental Care Limited
Contract type name	GDS Contract
Purpose of contract	General
Contract start date	01/04/2006
Contract end date	

18/19 Contracted general activity (UDA)	27,302
Carry forward general activity (UDA)	0
18/19 Contracted orthodontic activity (UOA)	0
Carry forward orthodontic activity (UOA)	0
Baseline contract value	£741,359.70

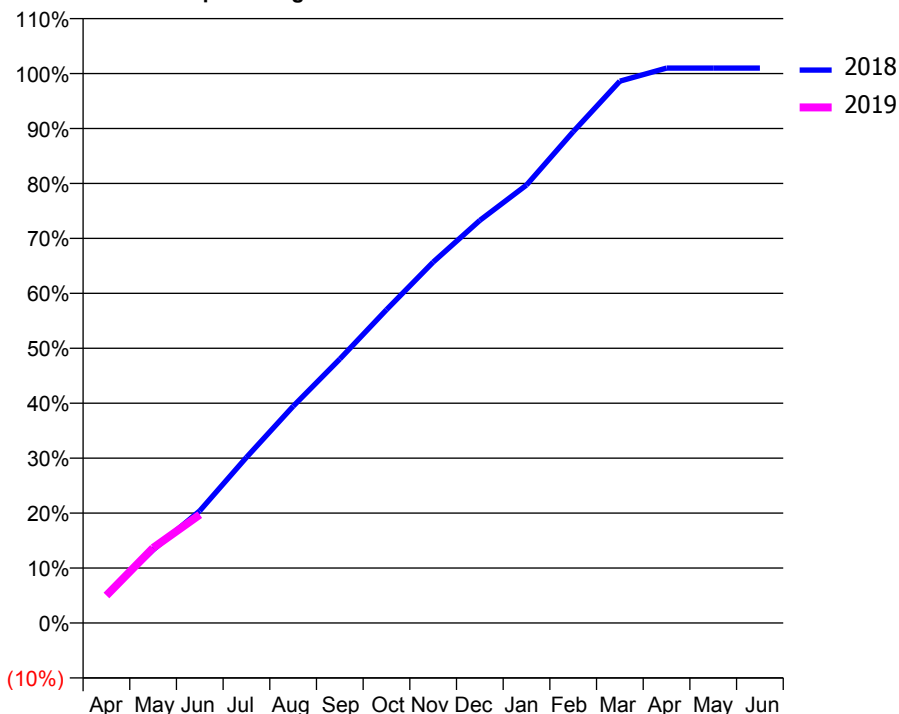
### ACCESS\*

Patients seen in 24 months	Total	Change since previous quarter
Quarter ending June 2017	11,820	
Quarter ending September 2017	11,736	→
Quarter ending December 2017	11,738	→
Quarter ending March 2018	11,628	→
Quarter ending June 2018	11,571	→
<b>Variance since June 2017</b>	<b>(2.1%)</b>	<b>↓</b>



### ACTIVITY

Cumulative percentage of contracted UDA delivered 2018 & 2019



Adjusted Scheduled Activity (UDA)

Month	2018	2019
April	1,416	1,371
May	3,631	3,732
June	5,576	5,384
July	8,232	
August	10,767	
September	13,118	
October	15,564	
November	17,934	
December	20,005	
January	21,761	
February	24,410	
March	26,922	
April	27,573	
May	27,575	
June	27,575	

### QUALITY

	Quantity	Base Number	Contract	AT	Region	England
% of FP17s for the same patient ID Re-attending within 3 months - Children	50	943	5.3%	9.3%	11.3%	11.5%
% of FP17s for the same patient ID Re-attending within 3 months - Adults	225	2,175	10.3%	13.1%	14.9%	15.4%
% of FP17s for the same patient ID Re-attending between 3 & 9 months - Children	472	943	50.1%	61.2%	60.0%	58.9%
% of FP17s for the same patient ID Re-attending between 3 & 9 months - Adults	994	2,175	45.7%	55.8%	52.6%	51.6%
% of FP17s for Band 1 Urgent Courses	151	2,796	5.4%	6.9%	7.9%	8.9%
% of FP17s Relating to Free Repair or Replacements	4	2,796	0.1%	0.9%	0.8%	0.8%
% of FP17s Relating to Continuations	32	2,796	1.1%	1.1%	0.9%	0.9%
% of Patients satisfied with the dentistry they have received	15	15	100.0%	93.4%	93.2%	93.2%
% of Patients satisfied with the time they had to wait for an appointment	13	15	86.7%	90.7%	89.1%	88.8%

\* This is based on patients treated on this contract for their most recent course of treatment. Figures in italics indicate the base number of FP17s or Patient Questionnaire responses are less than 100. N/A is shown where the base number of responses is less than 10 during the period. % is calculated as Quantity/Base number\*100

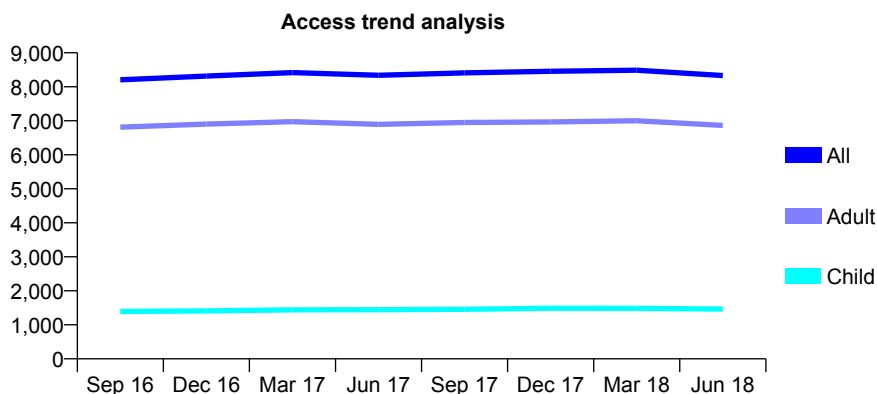
## Q60 - Vital Signs At a Glance Contract Report for 101338/0016 - June 2018

Name or company name	Whitecross Dental Care Limited
Contract type name	GDS Contract
Purpose of contract	General
Contract start date	01/04/2006
Contract end date	

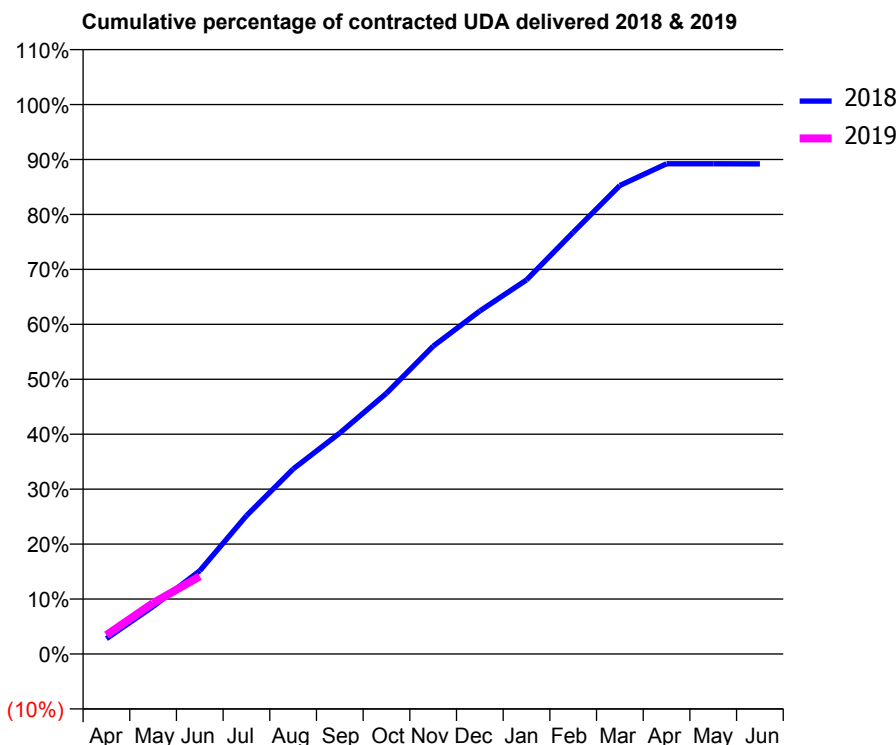
18/19 Contracted general activity (UDA)	24,000
Carry forward general activity (UDA)	0
18/19 Contracted orthodontic activity (UOA)	0
Carry forward orthodontic activity (UOA)	0
Baseline contract value	£671,264.51

### ACCESS\*

Patients seen in 24 months	Total	Change since previous quarter
Quarter ending June 2017	8,339	
Quarter ending September 2017	8,408	→
Quarter ending December 2017	8,456	→
Quarter ending March 2018	8,487	→
Quarter ending June 2018	8,330	↓
<b>Variance since June 2017</b>	<b>(0.1%)</b>	→



### ACTIVITY



Month	Adjusted Scheduled Activity (UDA)	
	2018	2019
April	673	828
May	2,074	2,226
June	3,636	3,392
July	6,044	
August	8,079	
September	9,653	
October	11,389	
November	13,443	
December	14,982	
January	16,340	
February	18,420	
March	20,462	
April	21,411	
May	21,410	
June	21,409	

### QUALITY

	Quantity	Base Number	Contract	AT	Region	England
% of FP17s for the same patient ID Re-attending within 3 months - Children	35	444	7.9%	9.3%	11.3%	11.5%
% of FP17s for the same patient ID Re-attending within 3 months - Adults	218	1,826	11.9%	13.1%	14.9%	15.4%
% of FP17s for the same patient ID Re-attending between 3 & 9 months - Children	261	444	58.8%	61.2%	60.0%	58.9%
% of FP17s for the same patient ID Re-attending between 3 & 9 months - Adults	845	1,826	46.3%	55.8%	52.6%	51.6%
% of FP17s for Band 1 Urgent Courses	137	1,832	7.5%	6.9%	7.9%	8.9%
% of FP17s Relating to Free Repair or Replacements	13	1,832	0.7%	0.9%	0.8%	0.8%
% of FP17s Relating to Continuations	39	1,832	2.1%	1.1%	0.9%	0.9%
% of Patients satisfied with the dentistry they have received	8	8	N/A	93.4%	93.2%	93.2%
% of Patients satisfied with the time they had to wait for an appointment	6	8	N/A	90.7%	89.1%	88.8%

\* This is based on patients treated on this contract for their most recent course of treatment. Figures in italics indicate the base number of FP17s or Patient Questionnaire responses are less than 100. N/A is shown where the base number of responses is less than 10 during the period. % is calculated as Quantity/Base number\*100

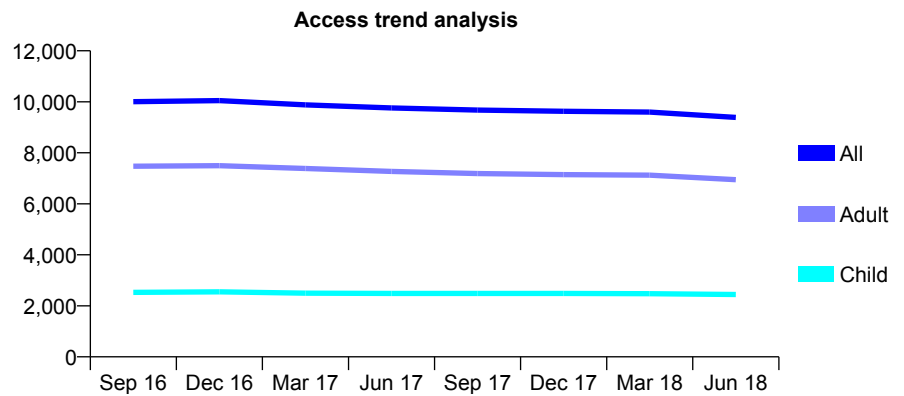
## Q60 - Vital Signs At a Glance Contract Report for 101338/0020 - June 2018

Name or company name	Whitecross Dental Care Limited
Contract type name	GDS Contract
Purpose of contract	General
Contract start date	01/04/2006
Contract end date	

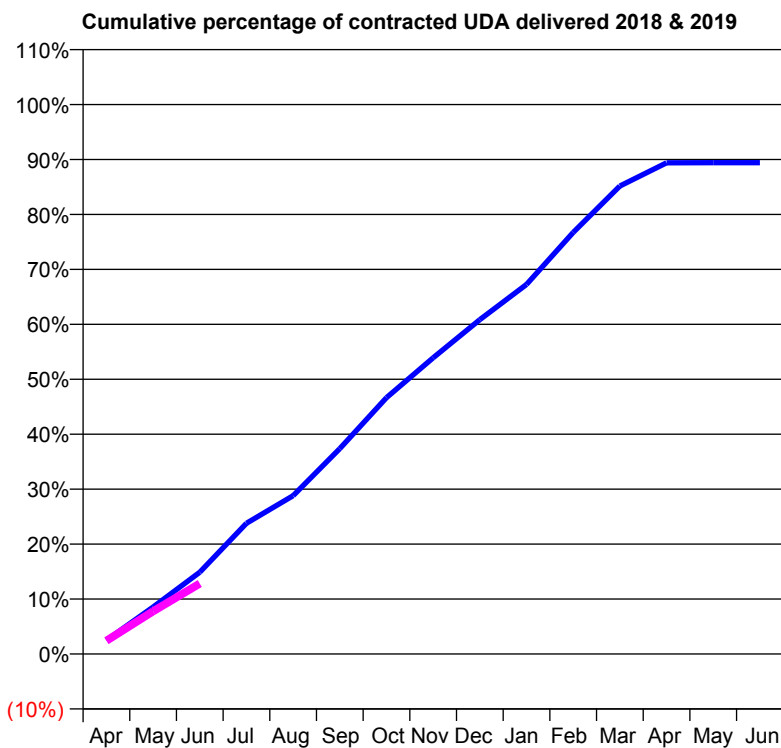
18/19 Contracted general activity (UDA)	31,250
Carry forward general activity (UDA)	0
18/19 Contracted orthodontic activity (UOA)	0
Carry forward orthodontic activity (UOA)	0
Baseline contract value	£863,062.78

### ACCESS\*

Patients seen in 24 months	Total	Change since previous quarter
Quarter ending June 2017	9,759	
Quarter ending September 2017	9,676	→
Quarter ending December 2017	9,631	→
Quarter ending March 2018	9,599	→
Quarter ending June 2018	9,389	↓
<b>Variance since June 2017</b>	<b>(3.8%)</b>	<b>↓</b>



### ACTIVITY



Month	Adjusted Scheduled Activity (UDA)	
	2018	2019
April	786	751
May	2,673	2,428
June	4,651	4,004
July	7,434	
August	9,008	
September	11,682	
October	14,577	
November	16,848	
December	19,017	
January	21,018	
February	23,974	
March	26,617	
April	27,934	
May	27,942	
June	27,944	

### QUALITY

	Quantity	Base Number	Contract	AT	Region	England
% of FP17s for the same patient ID Re-attending within 3 months - Children	49	708	6.9%	9.3%	11.3%	11.5%
% of FP17s for the same patient ID Re-attending within 3 months - Adults	223	1,838	12.1%	13.1%	14.9%	15.4%
% of FP17s for the same patient ID Re-attending between 3 & 9 months - Children	391	708	55.2%	61.2%	60.0%	58.9%
% of FP17s for the same patient ID Re-attending between 3 & 9 months - Adults	974	1,838	53.0%	55.8%	52.6%	51.6%
% of FP17s for Band 1 Urgent Courses	171	2,001	8.5%	6.9%	7.9%	8.9%
% of FP17s Relating to Free Repair or Replacements	21	2,001	1.0%	0.9%	0.8%	0.8%
% of FP17s Relating to Continuations	25	2,001	1.2%	1.1%	0.9%	0.9%
% of Patients satisfied with the dentistry they have received	13	13	100.0%	93.4%	93.2%	93.2%
% of Patients satisfied with the time they had to wait for an appointment	12	13	92.3%	90.7%	89.1%	88.8%

\* This is based on patients treated on this contract for their most recent course of treatment. Figures in italics indicate the base number of FP17s or Patient Questionnaire responses are less than 100. N/A is shown where the base number of responses is less than 10 during the period. % is calculated as Quantity/Base number\*100

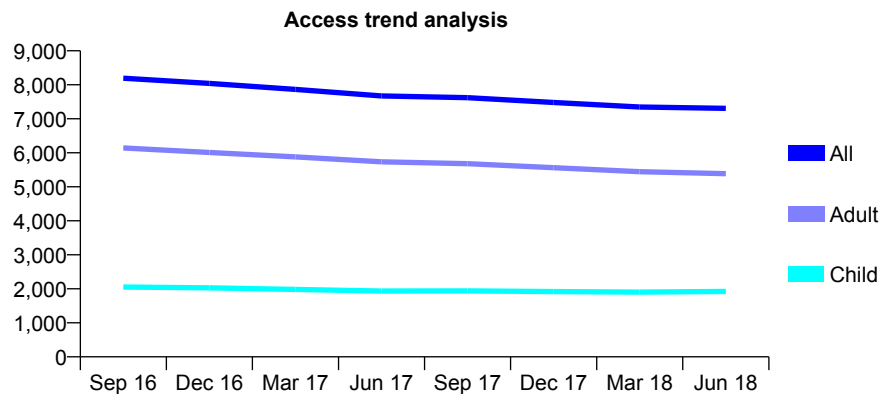
## Q60 - Vital Signs At a Glance Contract Report for 101338/0021 - June 2018

Name or company name	Whitecross Dental Care Limited
Contract type name	GDS Contract
Purpose of contract	General
Contract start date	01/04/2006
Contract end date	

18/19 Contracted general activity (UDA)	25,000
Carry forward general activity (UDA)	0
18/19 Contracted orthodontic activity (UOA)	0
Carry forward orthodontic activity (UOA)	0
Baseline contract value	£690,450.23

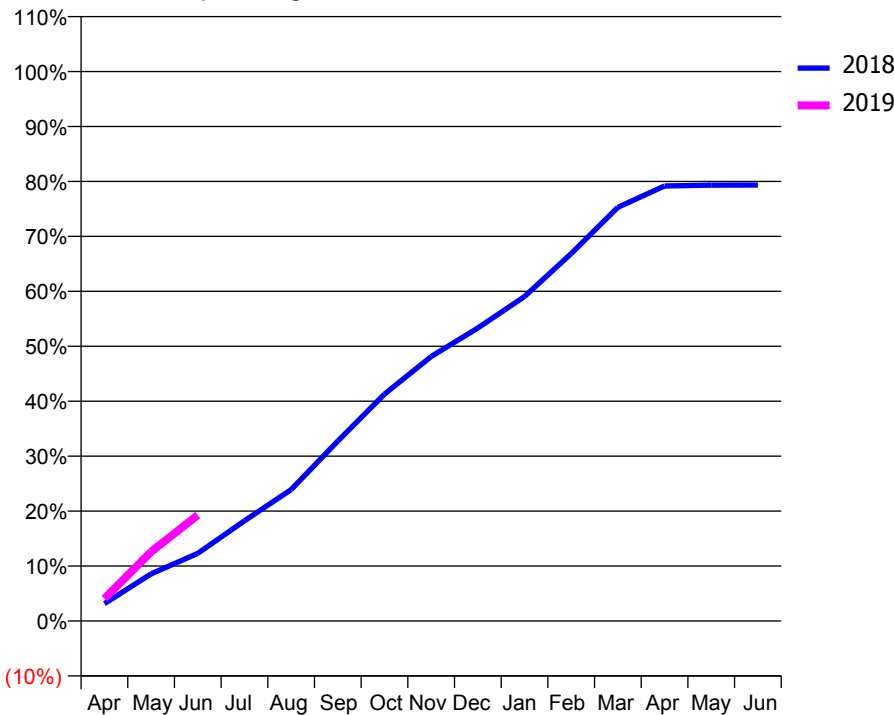
### ACCESS\*

Patients seen in 24 months	Total	Change since previous quarter
Quarter ending June 2017	7,672	
Quarter ending September 2017	7,621	→
Quarter ending December 2017	7,479	↓
Quarter ending March 2018	7,348	↓
Quarter ending June 2018	7,309	→
<b>Variance since June 2017</b>	<b>(4.7%)</b>	<b>↓</b>



### ACTIVITY

Cumulative percentage of contracted UDA delivered 2018 & 2019



Month	Adjusted Scheduled Activity (UDA)	
	2018	2019
April	792	1,018
May	2,142	3,150
June	3,077	4,823
July	4,558	
August	5,978	
September	8,190	
October	10,324	
November	12,034	
December	13,330	
January	14,766	
February	16,716	
March	18,823	
April	19,795	
May	19,831	
June	19,834	

### QUALITY

	Quantity	Base Number	Contract	AT	Region	England
% of FP17s for the same patient ID Re-attending within 3 months - Children	25	643	3.9%	9.3%	11.3%	11.5%
% of FP17s for the same patient ID Re-attending within 3 months - Adults	204	1,806	11.3%	13.1%	14.9%	15.4%
% of FP17s for the same patient ID Re-attending between 3 & 9 months - Children	331	643	51.5%	61.2%	60.0%	58.9%
% of FP17s for the same patient ID Re-attending between 3 & 9 months - Adults	814	1,806	45.1%	55.8%	52.6%	51.6%
% of FP17s for Band 1 Urgent Courses	110	2,008	5.5%	6.9%	7.9%	8.9%
% of FP17s Relating to Free Repair or Replacements	3	2,008	0.1%	0.9%	0.8%	0.8%
% of FP17s Relating to Continuations	27	2,008	1.3%	1.1%	0.9%	0.9%
% of Patients satisfied with the dentistry they have received	9	11	81.8%	93.4%	93.2%	93.2%
% of Patients satisfied with the time they had to wait for an appointment	11	11	100.0%	90.7%	89.1%	88.8%

\* This is based on patients treated on this contract for their most recent course of treatment. Figures in italics indicate the base number of FP17s or Patient Questionnaire responses are less than 100. N/A is shown where the base number of responses is less than 10 during the period. % is calculated as Quantity/Base number\*100

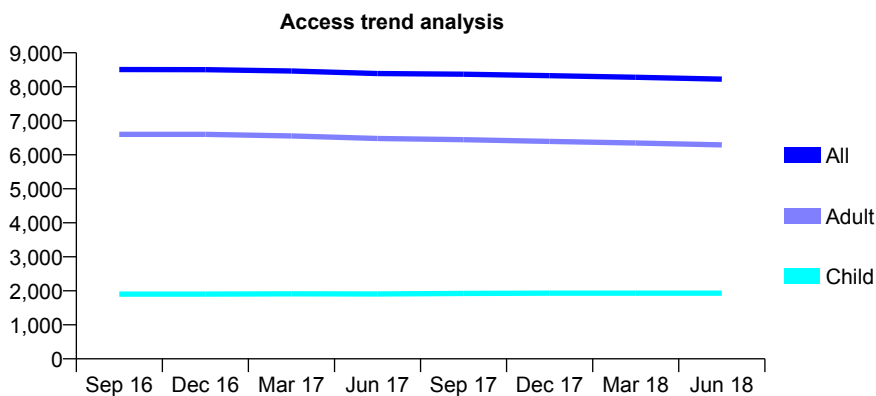
## Q60 - Vital Signs At a Glance Contract Report for 101338/0033 - June 2018

Name or company name	Whitecross Dental Care Limited
Contract type name	GDS Contract
Purpose of contract	General
Contract start date	01/04/2006
Contract end date	

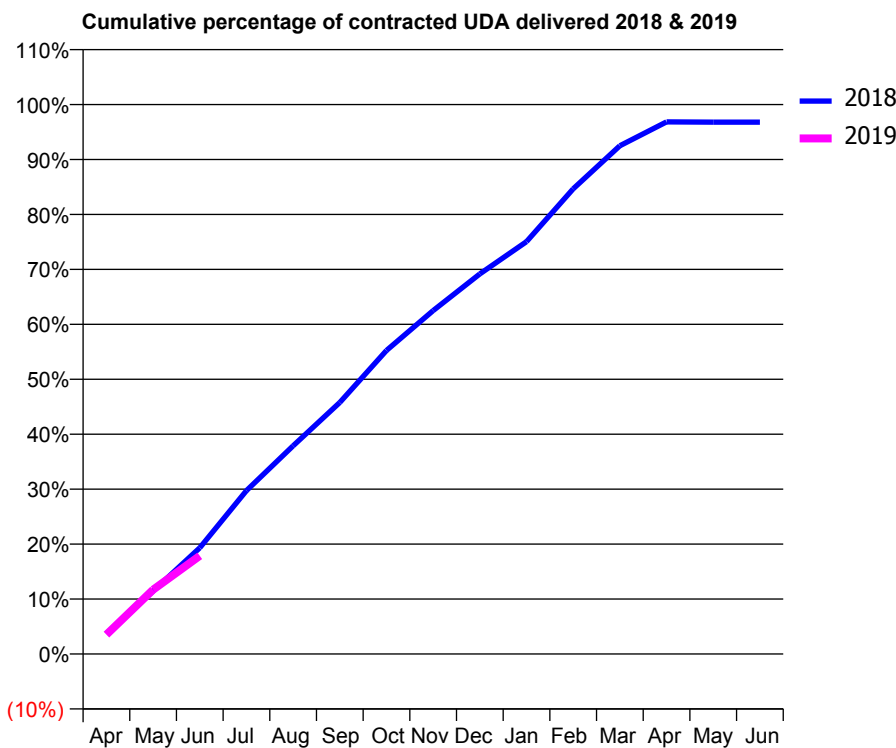
18/19 Contracted general activity (UDA)	20,788
Carry forward general activity (UDA)	0
18/19 Contracted orthodontic activity (UOA)	0
Carry forward orthodontic activity (UOA)	0
Baseline contract value	£576,996.10

### ACCESS\*

Patients seen in 24 months	Total	Change since previous quarter
Quarter ending June 2017	8,389	
Quarter ending September 2017	8,370	→
Quarter ending December 2017	8,326	→
Quarter ending March 2018	8,282	→
Quarter ending June 2018	8,227	→
<b>Variance since June 2017</b>	<b>(1.9%)</b>	<b>↓</b>



### ACTIVITY



Month	Adjusted Scheduled Activity (UDA)	
	2018	2019
April	768	734
May	2,384	2,434
June	4,020	3,716
July	6,181	
August	7,879	
September	9,519	
October	11,486	
November	12,993	
December	14,382	
January	15,601	
February	17,601	
March	19,227	
April	20,133	
May	20,118	
June	20,118	

### QUALITY

	Quantity	Base Number	Contract	AT	Region	England
% of FP17s for the same patient ID Re-attending within 3 months - Children	20	559	3.6%	9.3%	11.3%	11.5%
% of FP17s for the same patient ID Re-attending within 3 months - Adults	183	1,730	10.6%	13.1%	14.9%	15.4%
% of FP17s for the same patient ID Re-attending between 3 & 9 months - Children	295	559	52.8%	61.2%	60.0%	58.9%
% of FP17s for the same patient ID Re-attending between 3 & 9 months - Adults	767	1,730	44.3%	55.8%	52.6%	51.6%
% of FP17s for Band 1 Urgent Courses	106	1,879	5.6%	6.9%	7.9%	8.9%
% of FP17s Relating to Free Repair or Replacements	7	1,879	0.4%	0.9%	0.8%	0.8%
% of FP17s Relating to Continuations	24	1,879	1.3%	1.1%	0.9%	0.9%
% of Patients satisfied with the dentistry they have received	7	8	N/A	93.4%	93.2%	93.2%
% of Patients satisfied with the time they had to wait for an appointment	8	8	N/A	90.7%	89.1%	88.8%

\* This is based on patients treated on this contract for their most recent course of treatment. Figures in italics indicate the base number of FP17s or Patient Questionnaire responses are less than 100. N/A is shown where the base number of responses is less than 10 during the period. % is calculated as Quantity/Base number\*100

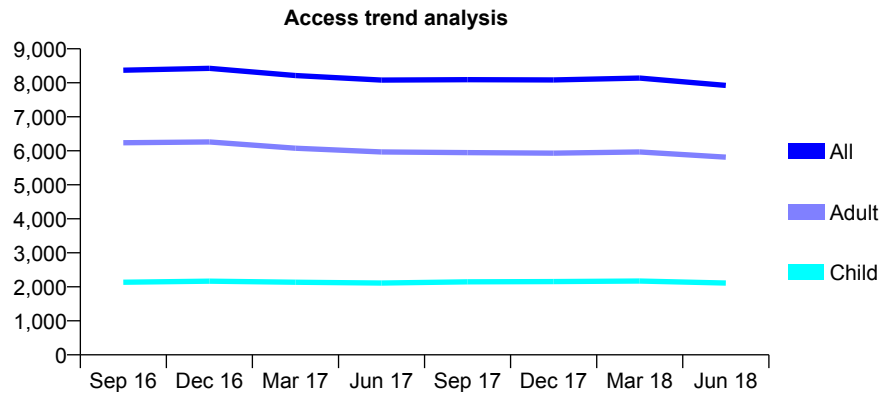
## Q60 - Vital Signs At a Glance Contract Report for 101362/0010 - June 2018

Name or company name	Rodericks Dental Limited
Contract type name	GDS Contract
Purpose of contract	General
Contract start date	01/09/2008
Contract end date	

18/19 Contracted general activity (UDA)	23,810
Carry forward general activity (UDA)	0
18/19 Contracted orthodontic activity (UOA)	0
Carry forward orthodontic activity (UOA)	0
Baseline contract value	£555,539.58

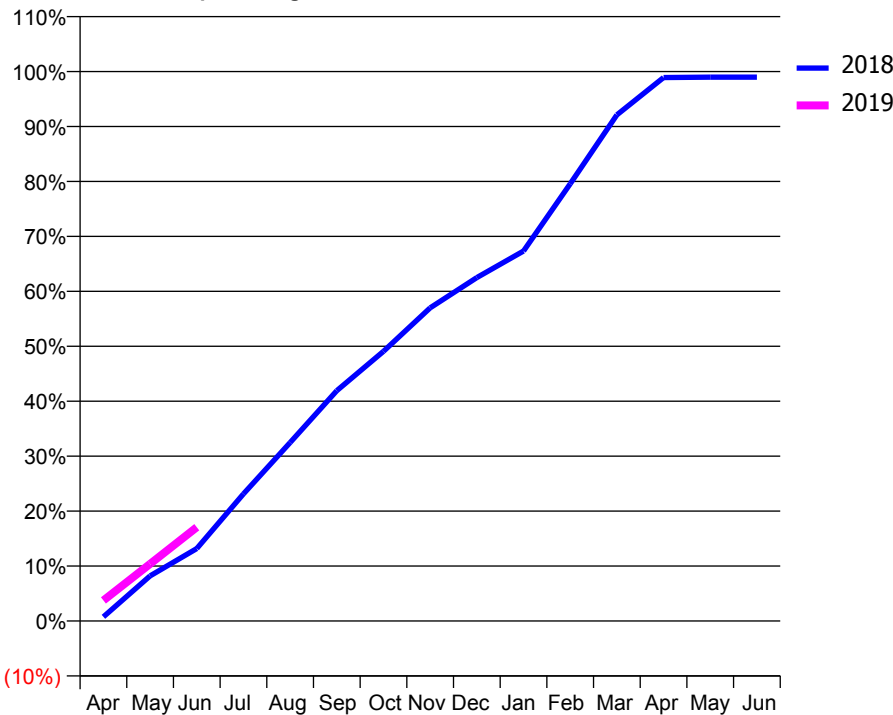
### ACCESS\*

Patients seen in 24 months	Total	Change since previous quarter
Quarter ending June 2017	8,079	
Quarter ending September 2017	8,093	→
Quarter ending December 2017	8,085	→
Quarter ending March 2018	8,139	→
Quarter ending June 2018	7,924	↓
<b>Variance since June 2017</b>	<b>(1.9%)</b>	<b>↓</b>



### ACTIVITY

Cumulative percentage of contracted UDA delivered 2018 & 2019



Month	Adjusted Scheduled Activity (UDA)	
	2018	2019
April	161	893
May	1,710	2,475
June	2,743	4,068
July	4,814	
August	6,760	
September	8,723	
October	10,213	
November	11,861	
December	13,007	
January	14,012	
February	16,555	
March	19,169	
April	20,580	
May	20,594	
June	20,598	

### QUALITY

	Quantity	Base Number	Contract	AT	Region	England
% of FP17s for the same patient ID Re-attending within 3 months - Children	60	736	8.2%	9.3%	11.3%	11.5%
% of FP17s for the same patient ID Re-attending within 3 months - Adults	340	1,944	17.5%	13.1%	14.9%	15.4%
% of FP17s for the same patient ID Re-attending between 3 & 9 months - Children	469	736	63.7%	61.2%	60.0%	58.9%
% of FP17s for the same patient ID Re-attending between 3 & 9 months - Adults	1,089	1,944	56.0%	55.8%	52.6%	51.6%
% of FP17s for Band 1 Urgent Courses	248	2,123	11.7%	6.9%	7.9%	8.9%
% of FP17s Relating to Free Repair or Replacements	43	2,123	2.0%	0.9%	0.8%	0.8%
% of FP17s Relating to Continuations	16	2,123	0.8%	1.1%	0.9%	0.9%
% of Patients satisfied with the dentistry they have received	12	13	92.3%	93.4%	93.2%	93.2%
% of Patients satisfied with the time they had to wait for an appointment	13	13	100.0%	90.7%	89.1%	88.8%

\* This is based on patients treated on this contract for their most recent course of treatment. Figures in italics indicate the base number of FP17s or Patient Questionnaire responses are less than 100. N/A is shown where the base number of responses is less than 10 during the period. % is calculated as Quantity/Base number\*100

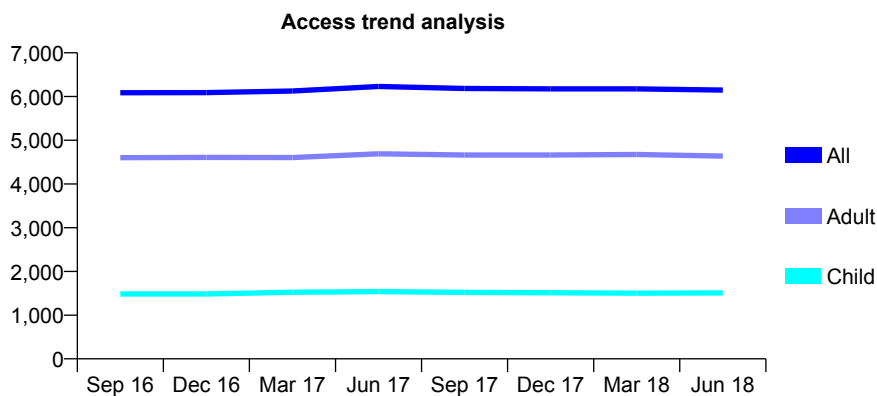
## Q60 - Vital Signs At a Glance Contract Report for 101362/0012 - June 2018

Name or company name	Rodericks Dental Limited
Contract type name	GDS Contract
Purpose of contract	General
Contract start date	01/11/2008
Contract end date	

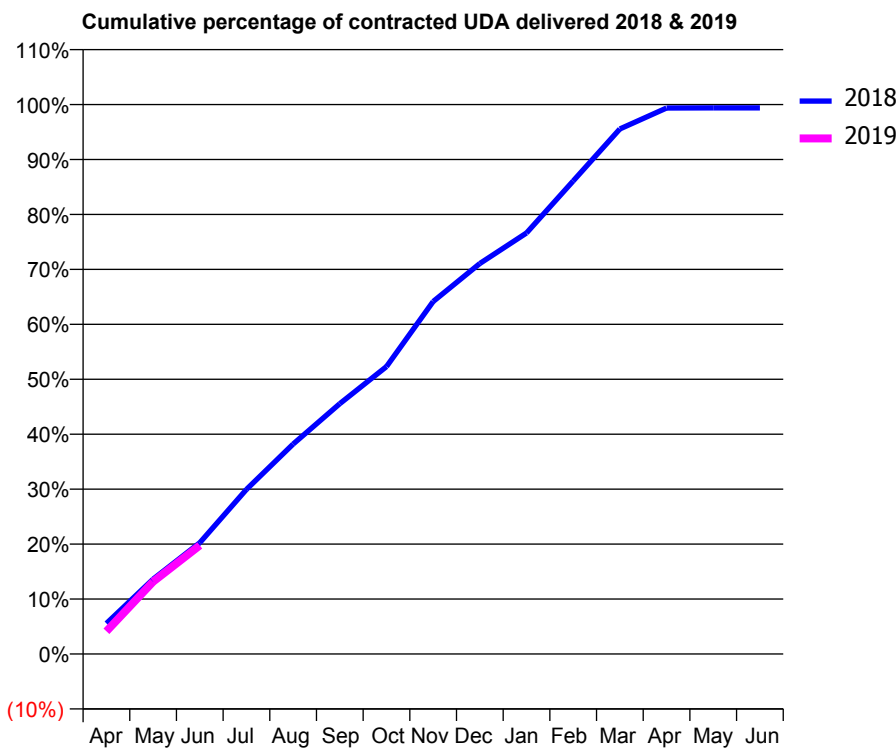
18/19 Contracted general activity (UDA)	16,586
Carry forward general activity (UDA)	0
18/19 Contracted orthodontic activity (UOA)	0
Carry forward orthodontic activity (UOA)	0
Baseline contract value	£382,143.85

### ACCESS\*

Patients seen in 24 months	Total	Change since previous quarter
Quarter ending June 2017	6,229	
Quarter ending September 2017	6,183	→
Quarter ending December 2017	6,175	→
Quarter ending March 2018	6,176	→
Quarter ending June 2018	6,146	→
<b>Variance since June 2017</b>	<b>(1.3%)</b>	<b>↓</b>



### ACTIVITY



Month	Adjusted Scheduled Activity (UDA)	
	2018	2019
April	924	686
May	2,258	2,184
June	3,357	3,279
July	4,970	
August	6,338	
September	7,558	
October	8,675	
November	10,640	
December	11,788	
January	12,707	
February	14,278	
March	15,848	
April	16,480	
May	16,482	
June	16,484	

### QUALITY

	Quantity	Base Number	Contract	AT	Region	England
% of FP17s for the same patient ID Re-attending within 3 months - Children	37	508	7.3%	9.3%	11.3%	11.5%
% of FP17s for the same patient ID Re-attending within 3 months - Adults	222	1,438	15.4%	13.1%	14.9%	15.4%
% of FP17s for the same patient ID Re-attending between 3 & 9 months - Children	268	508	52.8%	61.2%	60.0%	58.9%
% of FP17s for the same patient ID Re-attending between 3 & 9 months - Adults	745	1,438	51.8%	55.8%	52.6%	51.6%
% of FP17s for Band 1 Urgent Courses	150	1,685	8.9%	6.9%	7.9%	8.9%
% of FP17s Relating to Free Repair or Replacements	30	1,685	1.8%	0.9%	0.8%	0.8%
% of FP17s Relating to Continuations	2	1,685	0.1%	1.1%	0.9%	0.9%
% of Patients satisfied with the dentistry they have received	7	8	N/A	93.4%	93.2%	93.2%
% of Patients satisfied with the time they had to wait for an appointment	6	8	N/A	90.7%	89.1%	88.8%

\* This is based on patients treated on this contract for their most recent course of treatment. Figures in italics indicate the base number of FP17s or Patient Questionnaire responses are less than 100. N/A is shown where the base number of responses is less than 10 during the period. % is calculated as Quantity/Base number\*100



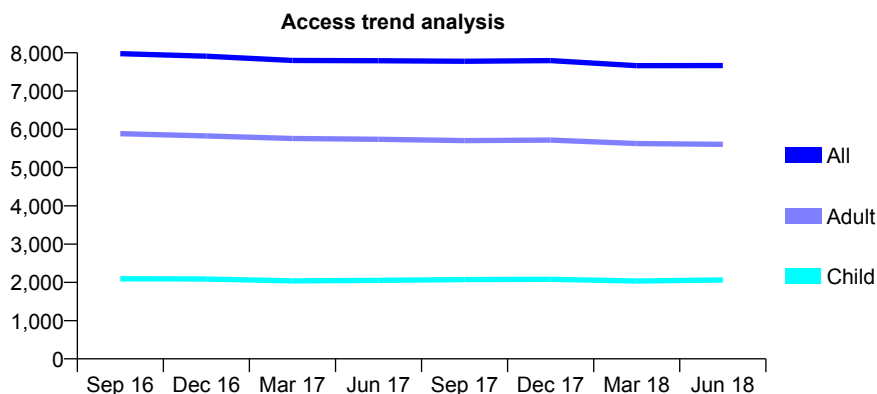
## Q60 - Vital Signs At a Glance Contract Report for 101370/0016 - June 2018

Name or company name	Petrie Tucker & Partners Ltd
Contract type name	GDS Contract
Purpose of contract	General
Contract start date	01/04/2006
Contract end date	

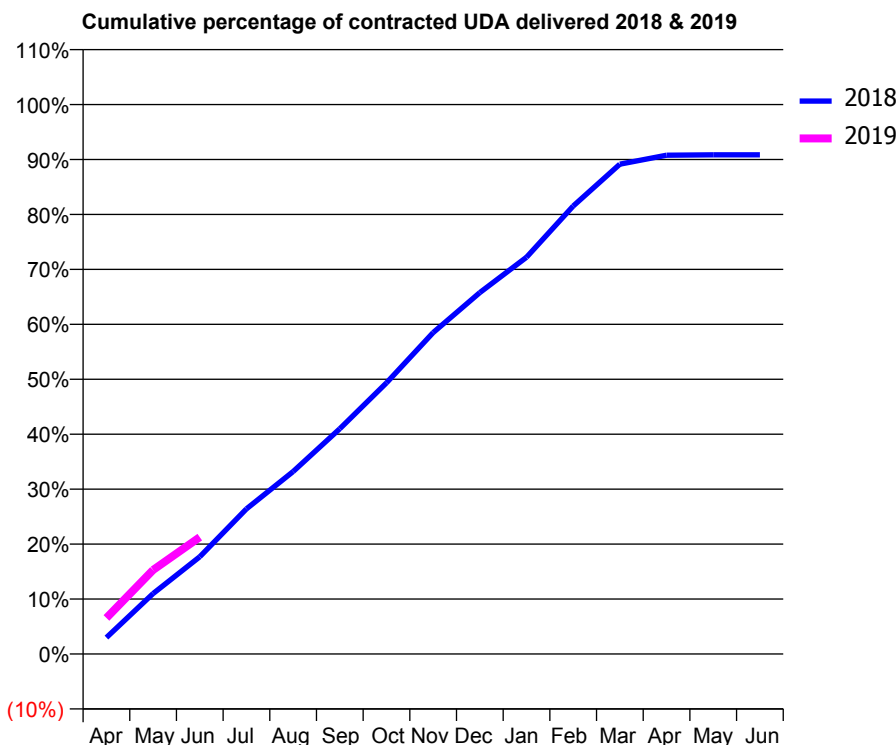
18/19 Contracted general activity (UDA)	22,134
Carry forward general activity (UDA)	0
18/19 Contracted orthodontic activity (UOA)	0
Carry forward orthodontic activity (UOA)	0
Baseline contract value	£475,883.40

### ACCESS\*

Patients seen in 24 months	Total	Change since previous quarter
Quarter ending June 2017	7,791	
Quarter ending September 2017	7,777	→
Quarter ending December 2017	7,796	→
Quarter ending March 2018	7,663	↓
Quarter ending June 2018	7,668	→
<b>Variance since June 2017</b>	<b>(1.6%)</b>	<b>↓</b>



### ACTIVITY



Month	Adjusted Scheduled Activity (UDA)	
	2018	2019
April	662	1,454
May	2,437	3,387
June	3,919	4,706
July	5,848	
August	7,351	
September	9,076	
October	10,923	
November	12,949	
December	14,559	
January	15,980	
February	18,046	
March	19,732	
April	20,091	
May	20,107	
June	20,107	

### QUALITY

	Quantity	Base Number	Contract	AT	Region	England
% of FP17s for the same patient ID Re-attending within 3 months - Children	13	663	2.0%	9.3%	11.3%	11.5%
% of FP17s for the same patient ID Re-attending within 3 months - Adults	100	1,557	6.4%	13.1%	14.9%	15.4%
% of FP17s for the same patient ID Re-attending between 3 & 9 months - Children	315	663	47.5%	61.2%	60.0%	58.9%
% of FP17s for the same patient ID Re-attending between 3 & 9 months - Adults	676	1,557	43.4%	55.8%	52.6%	51.6%
% of FP17s for Band 1 Urgent Courses	41	2,050	2.0%	6.9%	7.9%	8.9%
% of FP17s Relating to Free Repair or Replacements	3	2,050	0.1%	0.9%	0.8%	0.8%
% of FP17s Relating to Continuations	8	2,050	0.4%	1.1%	0.9%	0.9%
% of Patients satisfied with the dentistry they have received	6	6	N/A	93.4%	93.2%	93.2%
% of Patients satisfied with the time they had to wait for an appointment	6	6	N/A	90.7%	89.1%	88.8%

\* This is based on patients treated on this contract for their most recent course of treatment. Figures in italics indicate the base number of FP17s or Patient Questionnaire responses are less than 100. N/A is shown where the base number of responses is less than 10 during the period. % is calculated as Quantity/Base number\*100

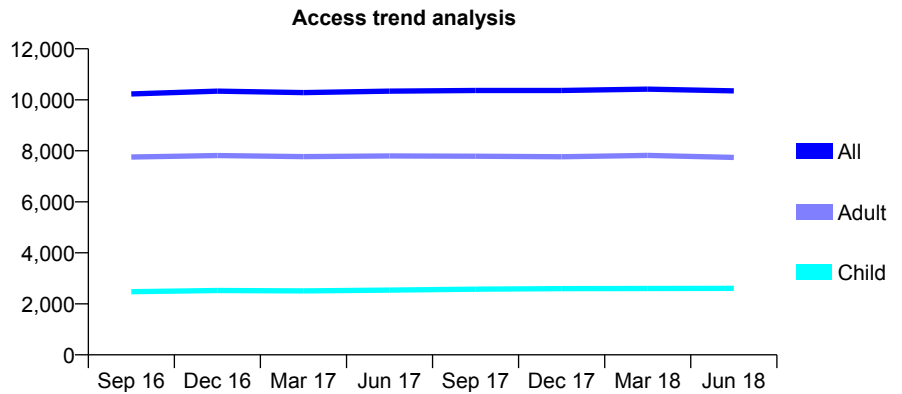
## Q60 - Vital Signs At a Glance Contract Report for 101370/0017 - June 2018

Name or company name	Petrie Tucker & Partners Ltd
Contract type name	GDS Contract
Purpose of contract	General
Contract start date	01/04/2006
Contract end date	

18/19 Contracted general activity (UDA)	25,778
Carry forward general activity (UDA)	0
18/19 Contracted orthodontic activity (UOA)	0
Carry forward orthodontic activity (UOA)	0
Baseline contract value	£579,976.29

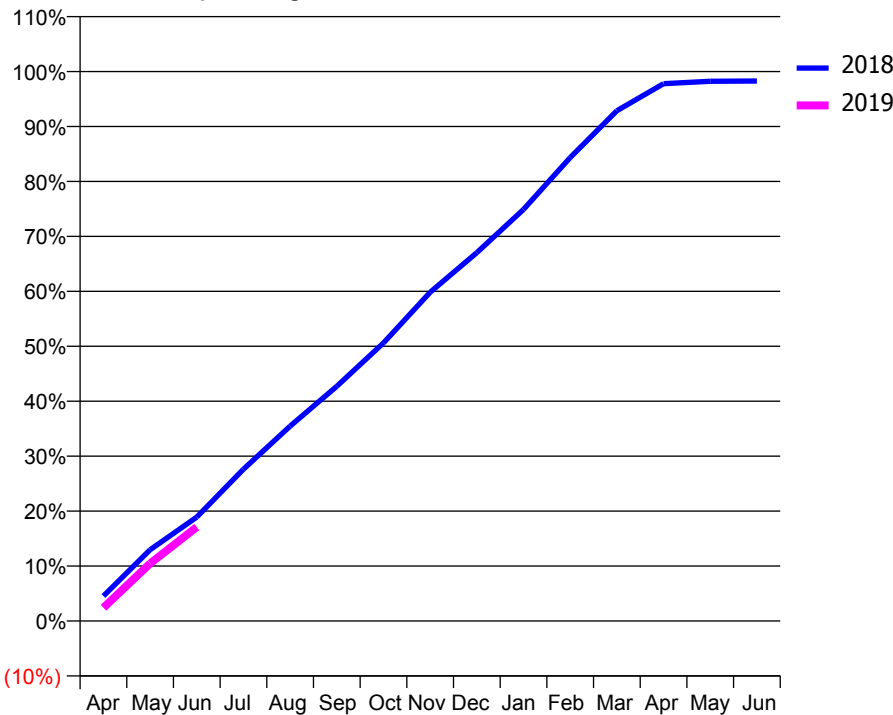
### ACCESS\*

Patients seen in 24 months	Total	Change since previous quarter
Quarter ending June 2017	10,340	
Quarter ending September 2017	10,364	→
Quarter ending December 2017	10,366	→
Quarter ending March 2018	10,419	→
Quarter ending June 2018	10,349	→
<b>Variance since June 2017</b>	<b>0.1%</b>	<b>→</b>



### ACTIVITY

Cumulative percentage of contracted UDA delivered 2018 & 2019



Month	Adjusted Scheduled Activity (UDA)	
	2018	2019
April	1,175	625
May	3,341	2,696
June	4,874	4,407
July	7,119	
August	9,144	
September	11,014	
October	13,046	
November	15,423	
December	17,281	
January	19,311	
February	21,743	
March	23,937	
April	25,206	
May	25,320	
June	25,333	

### QUALITY

	Quantity	Base Number	Contract	AT	Region	England
% of FP17s for the same patient ID Re-attending within 3 months - Children	38	716	5.3%	9.3%	11.3%	11.5%
% of FP17s for the same patient ID Re-attending within 3 months - Adults	216	2,262	9.5%	13.1%	14.9%	15.4%
% of FP17s for the same patient ID Re-attending between 3 & 9 months - Children	370	716	51.7%	61.2%	60.0%	58.9%
% of FP17s for the same patient ID Re-attending between 3 & 9 months - Adults	1,241	2,262	54.9%	55.8%	52.6%	51.6%
% of FP17s for Band 1 Urgent Courses	121	2,336	5.2%	6.9%	7.9%	8.9%
% of FP17s Relating to Free Repair or Replacements	10	2,336	0.4%	0.9%	0.8%	0.8%
% of FP17s Relating to Continuations	24	2,336	1.0%	1.1%	0.9%	0.9%
% of Patients satisfied with the dentistry they have received	12	12	100.0%	93.4%	93.2%	93.2%
% of Patients satisfied with the time they had to wait for an appointment	12	12	100.0%	90.7%	89.1%	88.8%

\* This is based on patients treated on this contract for their most recent course of treatment. Figures in italics indicate the base number of FP17s or Patient Questionnaire responses are less than 100. N/A is shown where the base number of responses is less than 10 during the period. % is calculated as Quantity/Base number\*100

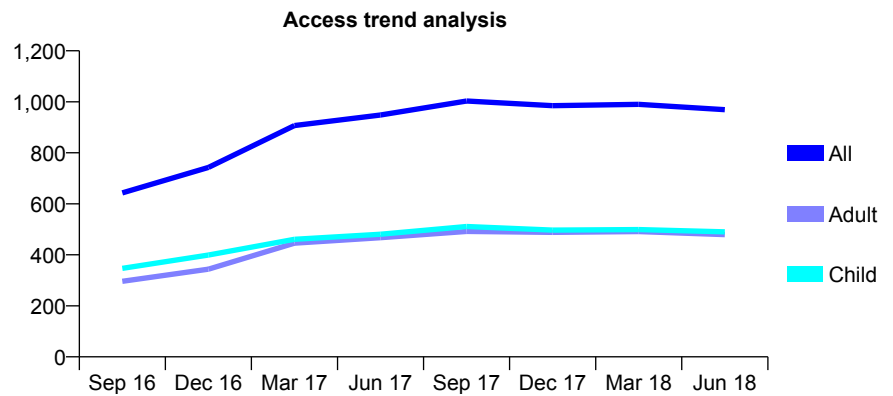
## Q60 - Vital Signs At a Glance Contract Report for 101605/0001 - June 2018

Name or company name	Thomas Dental Practice
Contract type name	GDS Contract
Purpose of contract	General
Contract start date	01/10/2015
Contract end date	

18/19 Contracted general activity (UDA)	2,620
Carry forward general activity (UDA)	0
18/19 Contracted orthodontic activity (UOA)	0
Carry forward orthodontic activity (UOA)	0
Baseline contract value	£56,980.25

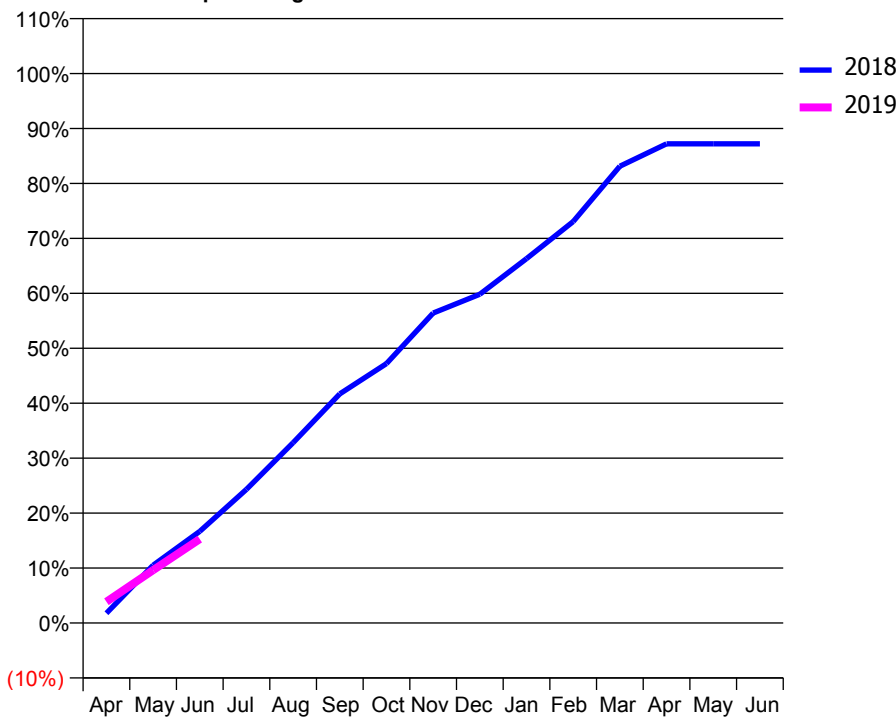
### ACCESS\*

Patients seen in 24 months	Total	Change since previous quarter
Quarter ending June 2017	948	
Quarter ending September 2017	1,003	↑
Quarter ending December 2017	985	↓
Quarter ending March 2018	990	→
Quarter ending June 2018	969	↓
<b>Variance since June 2017</b>	<b>2.2%</b>	<b>↑</b>



### ACTIVITY

Cumulative percentage of contracted UDA delivered 2018 & 2019



Adjusted Scheduled Activity (UDA)		
Month	2018	2019
April	47	101
May	276	252
June	437	400
July	637	
August	860	
September	1,093	
October	1,237	
November	1,478	
December	1,567	
January	1,738	
February	1,914	
March	2,178	
April	2,285	
May	2,285	
June	2,285	

### QUALITY

	Quantity	Base Number	Contract	AT	Region	England
% of FP17s for the same patient ID Re-attending within 3 months - Children	10	150	6.7%	9.3%	11.3%	11.5%
% of FP17s for the same patient ID Re-attending within 3 months - Adults	39	167	23.4%	13.1%	14.9%	15.4%
% of FP17s for the same patient ID Re-attending between 3 & 9 months - Children	108	150	72.0%	61.2%	60.0%	58.9%
% of FP17s for the same patient ID Re-attending between 3 & 9 months - Adults	74	167	44.3%	55.8%	52.6%	51.6%
% of FP17s for Band 1 Urgent Courses	5	245	2.0%	6.9%	7.9%	8.9%
% of FP17s Relating to Free Repair or Replacements	1	245	0.4%	0.9%	0.8%	0.8%
% of FP17s Relating to Continuations	3	245	1.2%	1.1%	0.9%	0.9%
% of Patients satisfied with the dentistry they have received	1	1	N/A	93.4%	93.2%	93.2%
% of Patients satisfied with the time they had to wait for an appointment	1	1	N/A	90.7%	89.1%	88.8%

\* This is based on patients treated on this contract for their most recent course of treatment. Figures in italics indicate the base number of FP17s or Patient Questionnaire responses are less than 100. N/A is shown where the base number of responses is less than 10 during the period. % is calculated as Quantity/Base number\*100

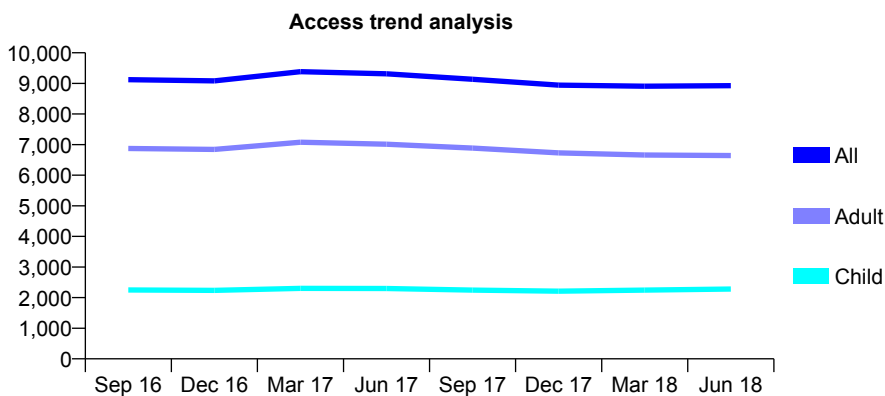
## Q60 - Vital Signs At a Glance Contract Report for 103713/0001 - June 2018

Name or company name	Rodericks Ltd
Contract type name	GDS Contract
Purpose of contract	General
Contract start date	09/11/2009
Contract end date	

18/19 Contracted general activity (UDA)	26,418
Carry forward general activity (UDA)	0
18/19 Contracted orthodontic activity (UOA)	0
Carry forward orthodontic activity (UOA)	0
Baseline contract value	£642,003.16

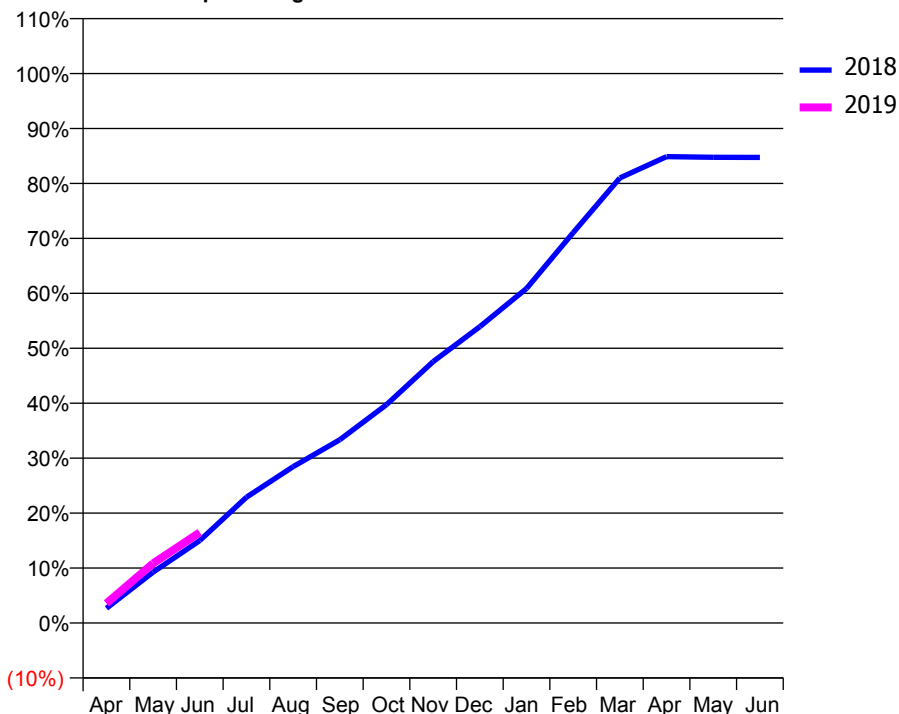
### ACCESS\*

Patients seen in 24 months	Total	Change since previous quarter
Quarter ending June 2017	9,314	
Quarter ending September 2017	9,135	↓
Quarter ending December 2017	8,942	↓
Quarter ending March 2018	8,909	→
Quarter ending June 2018	8,926	→
<b>Variance since June 2017</b>	<b>(4.2%)</b>	<b>↓</b>



### ACTIVITY

Cumulative percentage of contracted UDA delivered 2018 & 2019



Month	Adjusted Scheduled Activity (UDA)	
	2018	2019
April	711	942
May	2,445	2,871
June	3,964	4,353
July	6,046	
August	7,514	
September	8,812	
October	10,496	
November	12,566	
December	14,251	
January	16,084	
February	18,766	
March	21,395	
April	22,421	
May	22,393	
June	22,386	

### QUALITY

	Quantity	Base Number	Contract	AT	Region	England
% of FP17s for the same patient ID Re-attending within 3 months - Children	65	748	8.7%	9.3%	11.3%	11.5%
% of FP17s for the same patient ID Re-attending within 3 months - Adults	202	1,828	11.1%	13.1%	14.9%	15.4%
% of FP17s for the same patient ID Re-attending between 3 & 9 months - Children	446	748	59.6%	61.2%	60.0%	58.9%
% of FP17s for the same patient ID Re-attending between 3 & 9 months - Adults	1,054	1,828	57.7%	55.8%	52.6%	51.6%
% of FP17s for Band 1 Urgent Courses	241	2,148	11.2%	6.9%	7.9%	8.9%
% of FP17s Relating to Free Repair or Replacements	19	2,148	0.9%	0.9%	0.8%	0.8%
% of FP17s Relating to Continuations	8	2,148	0.4%	1.1%	0.9%	0.9%
% of Patients satisfied with the dentistry they have received	6	6	N/A	93.4%	93.2%	93.2%
% of Patients satisfied with the time they had to wait for an appointment	6	6	N/A	90.7%	89.1%	88.8%

\* This is based on patients treated on this contract for their most recent course of treatment. Figures in italics indicate the base number of FP17s or Patient Questionnaire responses are less than 100. N/A is shown where the base number of responses is less than 10 during the period. % is calculated as Quantity/Base number\*100

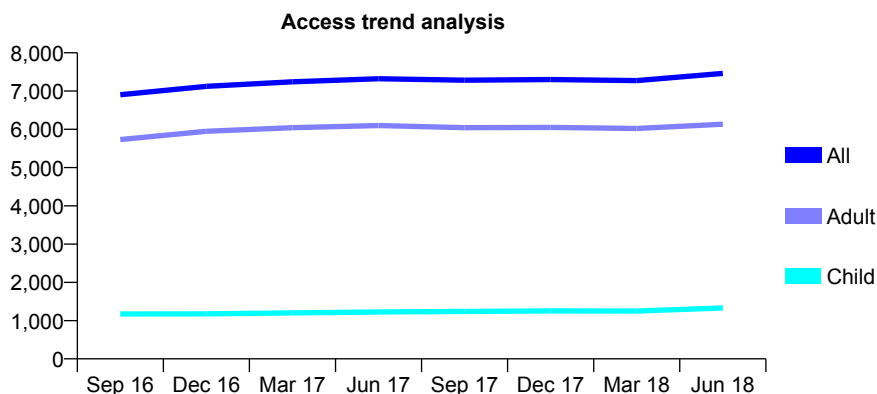
## Q60 - Vital Signs At a Glance Contract Report for 105481/0001 - June 2018

Name or company name	Simpson, Goodwin and Hanji
Contract type name	GDS Contract
Purpose of contract	General
Contract start date	16/02/2015
Contract end date	

18/19 Contracted general activity (UDA)	19,930
Carry forward general activity (UDA)	0
18/19 Contracted orthodontic activity (UOA)	0
Carry forward orthodontic activity (UOA)	0
Baseline contract value	£579,695.97

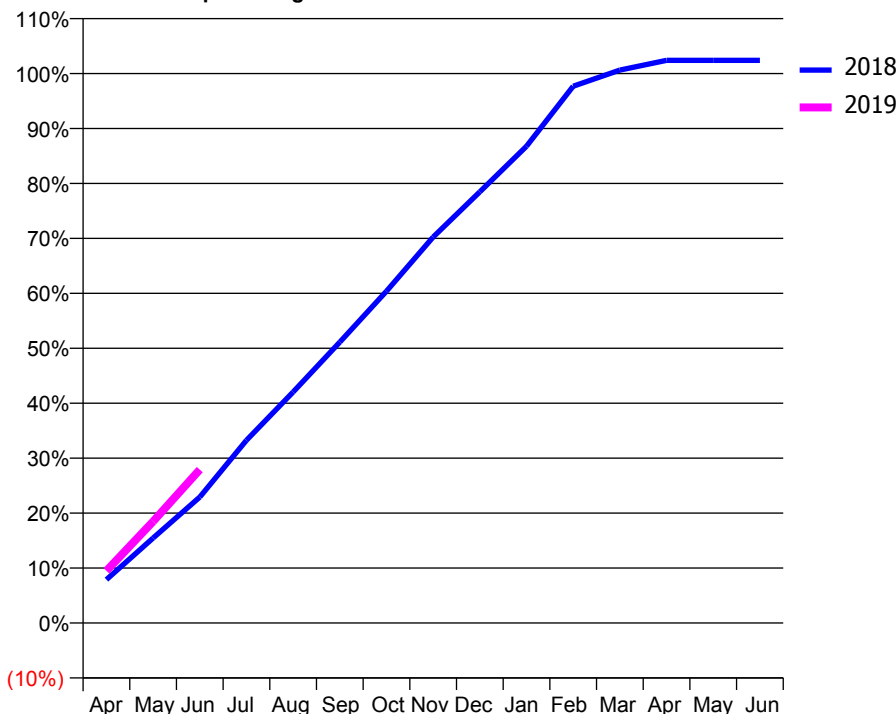
### ACCESS\*

Patients seen in 24 months	Total	Change since previous quarter
Quarter ending June 2017	7,322	
Quarter ending September 2017	7,283	→
Quarter ending December 2017	7,301	→
Quarter ending March 2018	7,272	→
Quarter ending June 2018	7,462	↑
<b>Variance since June 2017</b>	<b>1.9%</b>	<b>→</b>



### ACTIVITY

Cumulative percentage of contracted UDA delivered 2018 & 2019



Adjusted Scheduled Activity (UDA)		
Month	2018	2019
April	1,573	1,891
May	3,081	3,681
June	4,570	5,564
July	6,629	
August	8,378	
September	10,190	
October	12,035	
November	13,999	
December	15,640	
January	17,294	
February	19,471	
March	20,052	
April	20,408	
May	20,409	
June	20,409	

### QUALITY

	Quantity	Base Number	Contract	AT	Region	England
% of FP17s for the same patient ID Re-attending within 3 months - Children	45	573	7.9%	9.3%	11.3%	11.5%
% of FP17s for the same patient ID Re-attending within 3 months - Adults	289	1,992	14.5%	13.1%	14.9%	15.4%
% of FP17s for the same patient ID Re-attending between 3 & 9 months - Children	261	573	45.5%	61.2%	60.0%	58.9%
% of FP17s for the same patient ID Re-attending between 3 & 9 months - Adults	987	1,992	49.5%	55.8%	52.6%	51.6%
% of FP17s for Band 1 Urgent Courses	144	2,420	6.0%	6.9%	7.9%	8.9%
% of FP17s Relating to Free Repair or Replacements	49	2,420	2.0%	0.9%	0.8%	0.8%
% of FP17s Relating to Continuations	36	2,420	1.5%	1.1%	0.9%	0.9%
% of Patients satisfied with the dentistry they have received	12	13	92.3%	93.4%	93.2%	93.2%
% of Patients satisfied with the time they had to wait for an appointment	10	13	76.9%	90.7%	89.1%	88.8%

\* This is based on patients treated on this contract for their most recent course of treatment. Figures in italics indicate the base number of FP17s or Patient Questionnaire responses are less than 100. N/A is shown where the base number of responses is less than 10 during the period. % is calculated as Quantity/Base number\*100

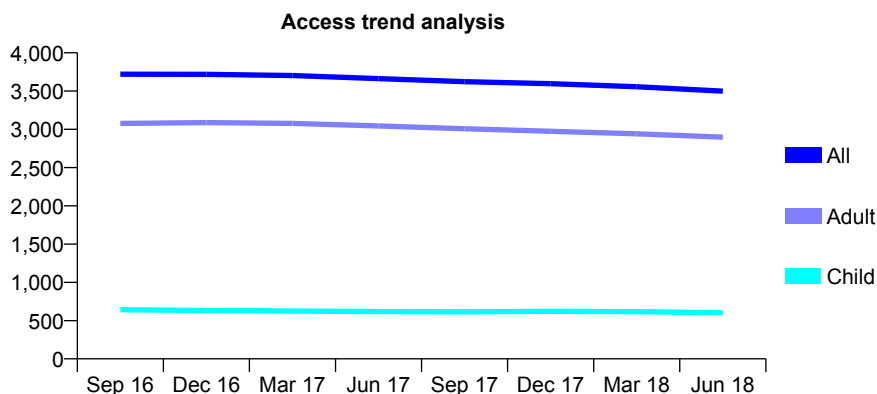
## Q60 - Vital Signs At a Glance Contract Report for 106313/0001 - June 2018

Name or company name	Butler and Finnigan Dental Practice (BC) Lt
Contract type name	GDS Contract
Purpose of contract	General and Orthodontic
Contract start date	01/04/2014
Contract end date	

18/19 Contracted general activity (UDA)	10,500
Carry forward general activity (UDA)	0
18/19 Contracted orthodontic activity (UOA)	249
Carry forward orthodontic activity (UOA)	0
Baseline contract value	£265,984.83

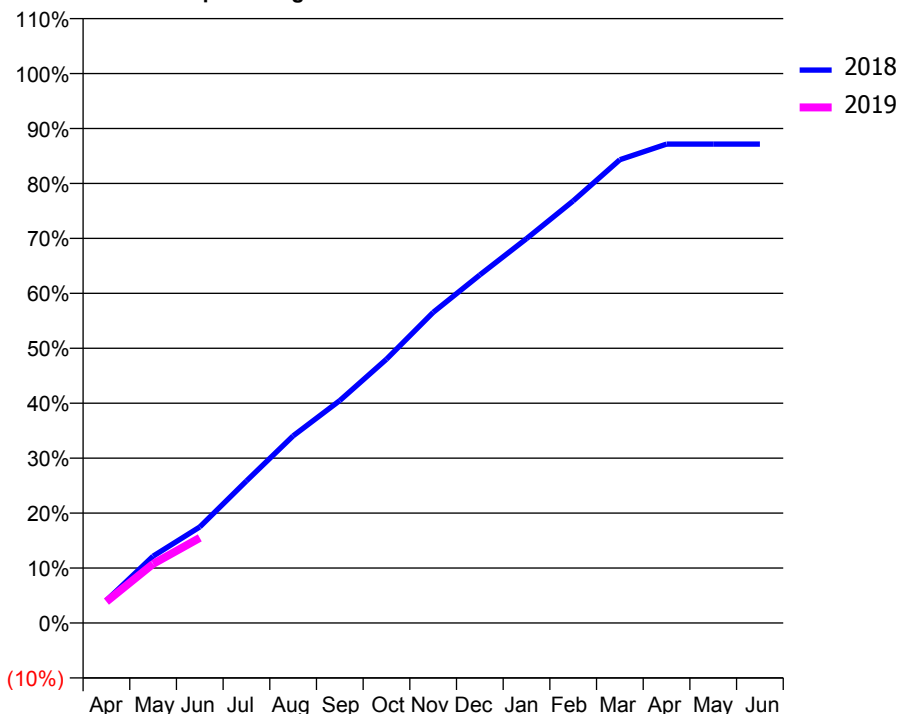
### ACCESS\*

Patients seen in 24 months	Total	Change since previous quarter
Quarter ending June 2017	3,662	
Quarter ending September 2017	3,623	↓
Quarter ending December 2017	3,597	→
Quarter ending March 2018	3,557	↓
Quarter ending June 2018	3,499	↓
<b>Variance since June 2017</b>	<b>(4.5%)</b>	<b>↓</b>



### ACTIVITY

Cumulative percentage of contracted UDA delivered 2018 & 2019



Adjusted Scheduled Activity (UDA)

Month	2018	2019
April	473	410
May	1,398	1,131
June	2,010	1,627
July	2,974	
August	3,917	
September	4,657	
October	5,520	
November	6,500	
December	7,286	
January	8,044	
February	8,835	
March	9,696	
April	10,023	
May	10,023	
June	10,023	

### QUALITY

	Quantity	Base Number	Contract	AT	Region	England
% of FP17s for the same patient ID Re-attending within 3 months - Children	24	217	11.1%	9.3%	11.3%	11.5%
% of FP17s for the same patient ID Re-attending within 3 months - Adults	125	959	13.0%	13.1%	14.9%	15.4%
% of FP17s for the same patient ID Re-attending between 3 & 9 months - Children	137	217	63.1%	61.2%	60.0%	58.9%
% of FP17s for the same patient ID Re-attending between 3 & 9 months - Adults	556	959	58.0%	55.8%	52.6%	51.6%
% of FP17s for Band 1 Urgent Courses	120	994	12.1%	6.9%	7.9%	8.9%
% of FP17s Relating to Free Repair or Replacements	0	994	0.0%	0.9%	0.8%	0.8%
% of FP17s Relating to Continuations	7	994	0.7%	1.1%	0.9%	0.9%
% of Patients satisfied with the dentistry they have received	8	8	N/A	93.4%	93.2%	93.2%
% of Patients satisfied with the time they had to wait for an appointment	8	8	N/A	90.7%	89.1%	88.8%

\* This is based on patients treated on this contract for their most recent course of treatment. Figures in italics indicate the base number of FP17s or Patient Questionnaire responses are less than 100. N/A is shown where the base number of responses is less than 10 during the period. % is calculated as Quantity/Base number\*100

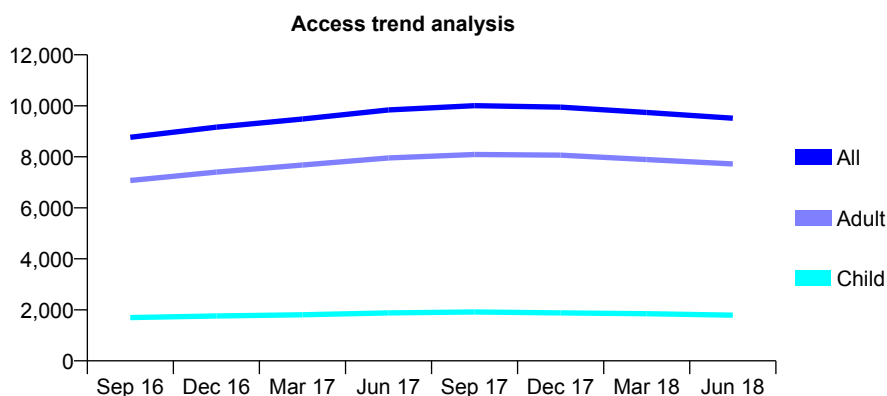
## Q60 - Vital Signs At a Glance Contract Report for 107182/0001 - June 2018

Name or company name	Mr Holgate - Green End Dental Practice
Contract type name	GDS Contract
Purpose of contract	General and Orthodontic
Contract start date	01/04/2013
Contract end date	

18/19 Contracted general activity (UDA)	28,717
Carry forward general activity (UDA)	0
18/19 Contracted orthodontic activity (UOA)	160
Carry forward orthodontic activity (UOA)	0
Baseline contract value	£799,490.24

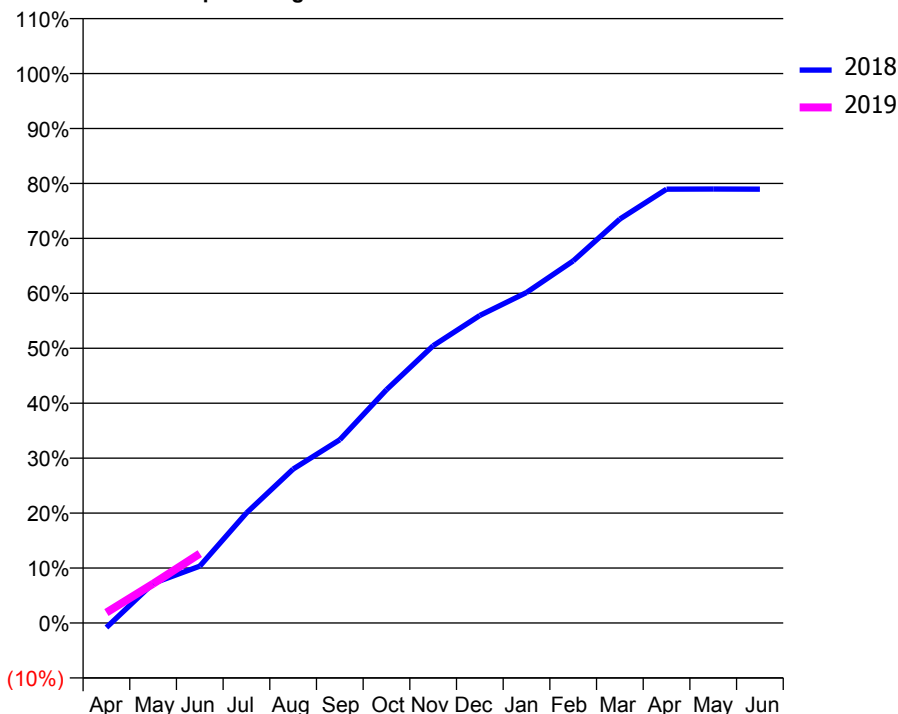
### ACCESS\*

Patients seen in 24 months	Total	Change since previous quarter
Quarter ending June 2017	9,837	
Quarter ending September 2017	10,007	→
Quarter ending December 2017	9,947	→
Quarter ending March 2018	9,741	↓
Quarter ending June 2018	9,513	↓
<b>Variance since June 2017</b>	<b>(3.3%)</b>	<b>↓</b>



### ACTIVITY

Cumulative percentage of contracted UDA delivered 2018 & 2019



Adjusted Scheduled Activity (UDA)

Month	2018	2019
April	-241	550
May	2,075	2,054
June	2,972	3,630
July	5,751	
August	8,049	
September	9,577	
October	12,189	
November	14,495	
December	16,073	
January	17,272	
February	18,921	
March	21,114	
April	22,673	
May	22,678	
June	22,671	

### QUALITY

	Quantity	Base Number	Contract	AT	Region	England
% of FP17s for the same patient ID Re-attending within 3 months - Children	13	445	2.9%	9.3%	11.3%	11.5%
% of FP17s for the same patient ID Re-attending within 3 months - Adults	159	1,821	8.7%	13.1%	14.9%	15.4%
% of FP17s for the same patient ID Re-attending between 3 & 9 months - Children	214	445	48.1%	61.2%	60.0%	58.9%
% of FP17s for the same patient ID Re-attending between 3 & 9 months - Adults	791	1,821	43.4%	55.8%	52.6%	51.6%
% of FP17s for Band 1 Urgent Courses	153	1,821	8.4%	6.9%	7.9%	8.9%
% of FP17s Relating to Free Repair or Replacements	18	1,821	1.0%	0.9%	0.8%	0.8%
% of FP17s Relating to Continuations	12	1,821	0.7%	1.1%	0.9%	0.9%
% of Patients satisfied with the dentistry they have received	12	13	92.3%	93.4%	93.2%	93.2%
% of Patients satisfied with the time they had to wait for an appointment	12	13	92.3%	90.7%	89.1%	88.8%

\* This is based on patients treated on this contract for their most recent course of treatment. Figures in italics indicate the base number of FP17s or Patient Questionnaire responses are less than 100. N/A is shown where the base number of responses is less than 10 during the period. % is calculated as Quantity/Base number\*100

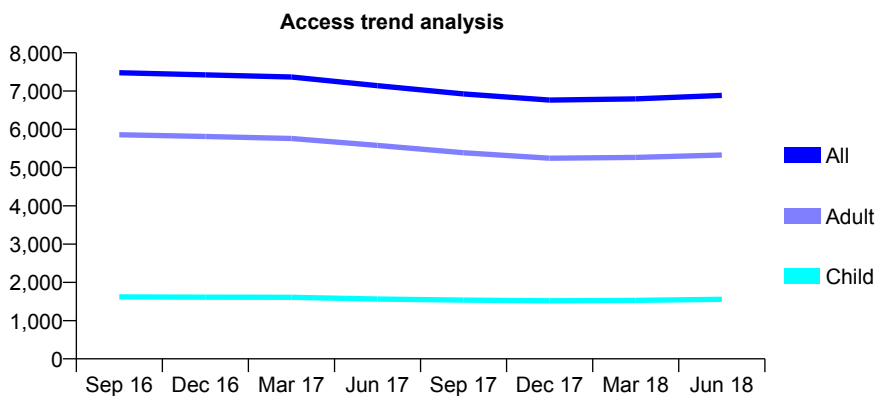
## Q60 - Vital Signs At a Glance Contract Report for 107220/0001 - June 2018

Name or company name	Castle View House Dental Practice
Contract type name	GDS Contract
Purpose of contract	General and Orthodontic
Contract start date	01/04/2014
Contract end date	

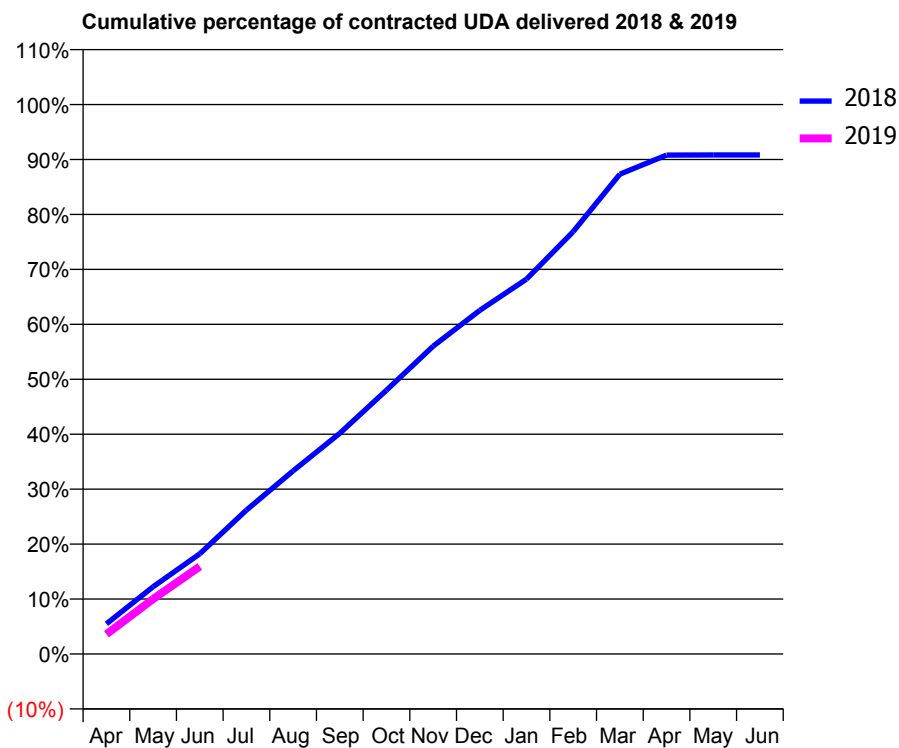
18/19 Contracted general activity (UDA)	25,580
Carry forward general activity (UDA)	0
18/19 Contracted orthodontic activity (UOA)	630
Carry forward orthodontic activity (UOA)	0
Baseline contract value	£816,967.60

### ACCESS\*

Patients seen in 24 months	Total	Change since previous quarter
Quarter ending June 2017	7,142	
Quarter ending September 2017	6,923	↓
Quarter ending December 2017	6,764	↓
Quarter ending March 2018	6,795	→
Quarter ending June 2018	6,886	→
<b>Variance since June 2017</b>	<b>(3.6%)</b>	<b>↓</b>



### ACTIVITY



Month	Adjusted Scheduled Activity (UDA)	
	2018	2019
April	1,252	921
May	2,787	2,561
June	4,155	4,076
July	5,966	
August	7,590	
September	9,152	
October	10,934	
November	12,759	
December	14,246	
January	15,539	
February	17,507	
March	19,890	
April	20,679	
May	20,683	
June	20,684	

### QUALITY

	Quantity	Base Number	Contract	AT	Region	England
% of FP17s for the same patient ID Re-attending within 3 months - Children	50	555	9.0%	9.3%	11.3%	11.5%
% of FP17s for the same patient ID Re-attending within 3 months - Adults	197	1,655	11.9%	13.1%	14.9%	15.4%
% of FP17s for the same patient ID Re-attending between 3 & 9 months - Children	296	555	53.3%	61.2%	60.0%	58.9%
% of FP17s for the same patient ID Re-attending between 3 & 9 months - Adults	644	1,655	38.9%	55.8%	52.6%	51.6%
% of FP17s for Band 1 Urgent Courses	133	1,930	6.9%	6.9%	7.9%	8.9%
% of FP17s Relating to Free Repair or Replacements	1	1,930	0.1%	0.9%	0.8%	0.8%
% of FP17s Relating to Continuations	27	1,930	1.4%	1.1%	0.9%	0.9%
% of Patients satisfied with the dentistry they have received	8	11	72.7%	93.4%	93.2%	93.2%
% of Patients satisfied with the time they had to wait for an appointment	7	11	63.6%	90.7%	89.1%	88.8%

\* This is based on patients treated on this contract for their most recent course of treatment. Figures in italics indicate the base number of FP17s or Patient Questionnaire responses are less than 100. N/A is shown where the base number of responses is less than 10 during the period. % is calculated as Quantity/Base number\*100



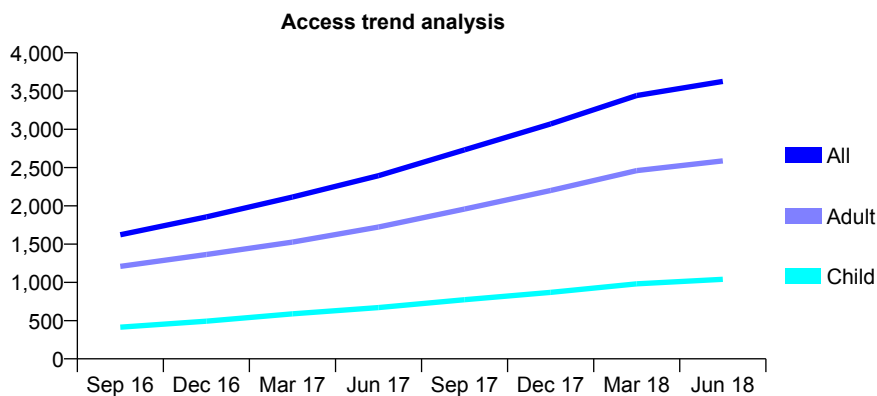
## Q60 - Vital Signs At a Glance Contract Report for 108383/0001 - June 2018

Name or company name	Hadley Dental Practice
Contract type name	GDS Contract
Purpose of contract	General
Contract start date	13/06/2011
Contract end date	

18/19 Contracted general activity (UDA)	10,550
Carry forward general activity (UDA)	0
18/19 Contracted orthodontic activity (UOA)	0
Carry forward orthodontic activity (UOA)	0
Baseline contract value	£258,966.30

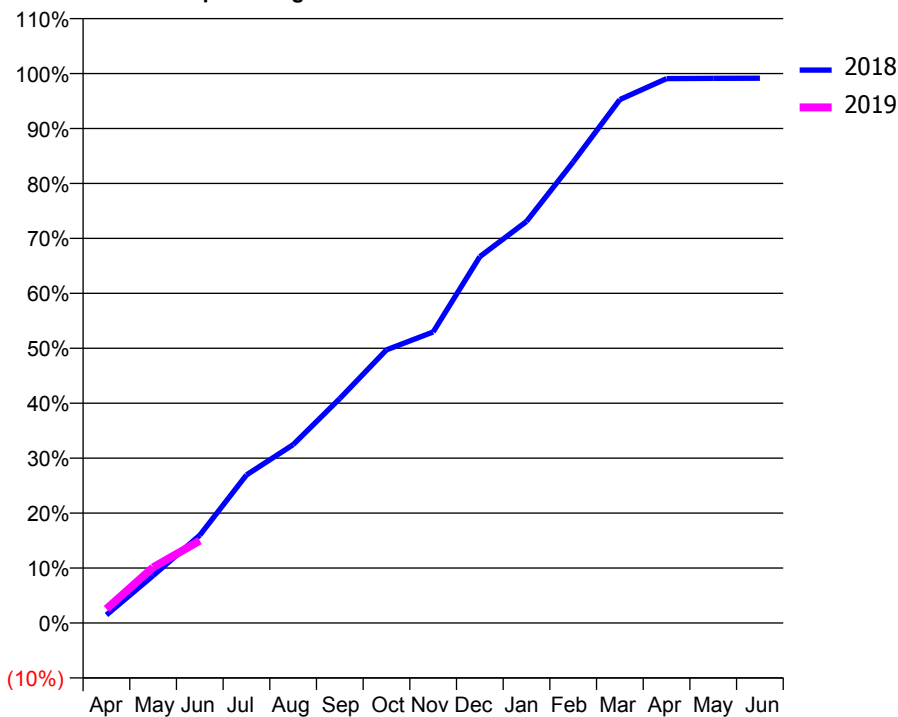
### ACCESS\*

Patients seen in 24 months	Total	Change since previous quarter
Quarter ending June 2017	2,394	
Quarter ending September 2017	2,732	↑
Quarter ending December 2017	3,070	↑
Quarter ending March 2018	3,442	↑
Quarter ending June 2018	3,627	↑
<b>Variance since June 2017</b>	<b>51.5%</b>	<b>↑</b>



### ACTIVITY

Cumulative percentage of contracted UDA delivered 2018 & 2019



Month	Adjusted Scheduled Activity (UDA)	
	2018	2019
April	155	271
May	911	1,069
June	1,687	1,580
July	2,842	
August	3,425	
September	4,310	
October	5,245	
November	5,587	
December	7,033	
January	7,711	
February	8,852	
March	10,051	
April	10,451	
May	10,458	
June	10,459	

### QUALITY

	Quantity	Base Number	Contract	AT	Region	England
% of FP17s for the same patient ID Re-attending within 3 months - Children	28	323	8.7%	9.3%	11.3%	11.5%
% of FP17s for the same patient ID Re-attending within 3 months - Adults	103	781	13.2%	13.1%	14.9%	15.4%
% of FP17s for the same patient ID Re-attending between 3 & 9 months - Children	168	323	52.0%	61.2%	60.0%	58.9%
% of FP17s for the same patient ID Re-attending between 3 & 9 months - Adults	389	781	49.8%	55.8%	52.6%	51.6%
% of FP17s for Band 1 Urgent Courses	96	916	10.5%	6.9%	7.9%	8.9%
% of FP17s Relating to Free Repair or Replacements	2	916	0.2%	0.9%	0.8%	0.8%
% of FP17s Relating to Continuations	4	916	0.4%	1.1%	0.9%	0.9%
% of Patients satisfied with the dentistry they have received	3	3	N/A	93.4%	93.2%	93.2%
% of Patients satisfied with the time they had to wait for an appointment	3	3	N/A	90.7%	89.1%	88.8%

\* This is based on patients treated on this contract for their most recent course of treatment. Figures in italics indicate the base number of FP17s or Patient Questionnaire responses are less than 100. N/A is shown where the base number of responses is less than 10 during the period. % is calculated as Quantity/Base number\*100

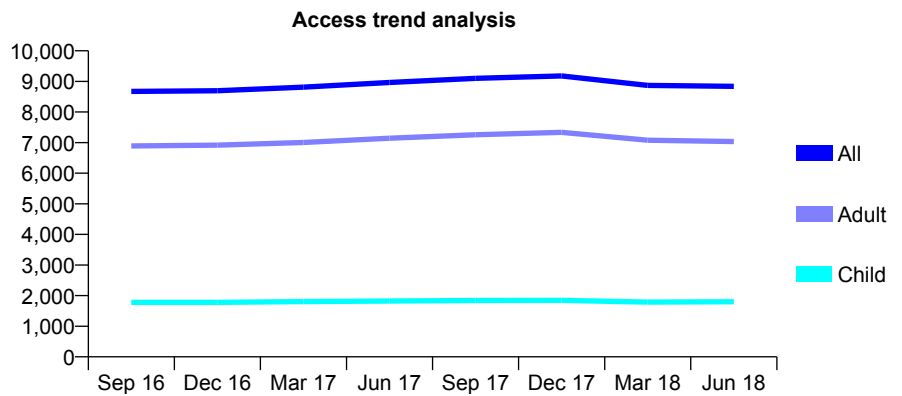
## Q60 - Vital Signs At a Glance Contract Report for 110000/0001 - June 2018

Name or company name	Cannock Dental Care
Contract type name	GDS Contract
Purpose of contract	General
Contract start date	01/02/2012
Contract end date	

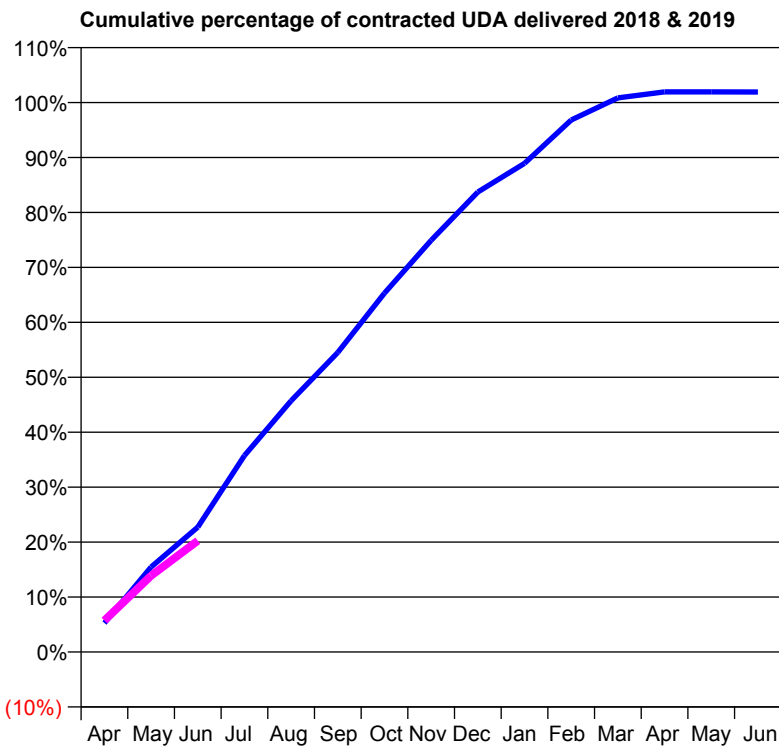
18/19 Contracted general activity (UDA)	25,702
Carry forward general activity (UDA)	0
18/19 Contracted orthodontic activity (UOA)	0
Carry forward orthodontic activity (UOA)	0
Baseline contract value	£704,906.96

### ACCESS\*

Patients seen in 24 months	Total	Change since previous quarter
Quarter ending June 2017	8,967	
Quarter ending September 2017	9,102	→
Quarter ending December 2017	9,180	→
Quarter ending March 2018	8,869	↓
Quarter ending June 2018	8,838	→
<b>Variance since June 2017</b>	<b>(1.4%)</b>	<b>↓</b>



### ACTIVITY



Month	Adjusted Scheduled Activity (UDA)	
	2018	2019
April	1,356	1,475
May	3,975	3,570
June	5,841	5,205
July	9,193	
August	11,752	
September	14,009	
October	16,790	
November	19,255	
December	21,512	
January	22,856	
February	24,886	
March	25,918	
April	26,199	
May	26,196	
June	26,195	

### QUALITY

	Quantity	Base Number	Contract	AT	Region	England
% of FP17s for the same patient ID Re-attending within 3 months - Children	20	606	3.3%	9.3%	11.3%	11.5%
% of FP17s for the same patient ID Re-attending within 3 months - Adults	175	1,951	9.0%	13.1%	14.9%	15.4%
% of FP17s for the same patient ID Re-attending between 3 & 9 months - Children	340	606	56.1%	61.2%	60.0%	58.9%
% of FP17s for the same patient ID Re-attending between 3 & 9 months - Adults	964	1,951	49.4%	55.8%	52.6%	51.6%
% of FP17s for Band 1 Urgent Courses	218	2,403	9.1%	6.9%	7.9%	8.9%
% of FP17s Relating to Free Repair or Replacements	39	2,403	1.6%	0.9%	0.8%	0.8%
% of FP17s Relating to Continuations	11	2,403	0.5%	1.1%	0.9%	0.9%
% of Patients satisfied with the dentistry they have received	8	8	N/A	93.4%	93.2%	93.2%
% of Patients satisfied with the time they had to wait for an appointment	7	8	N/A	90.7%	89.1%	88.8%

\* This is based on patients treated on this contract for their most recent course of treatment. Figures in italics indicate the base number of FP17s or Patient Questionnaire responses are less than 100. N/A is shown where the base number of responses is less than 10 during the period. % is calculated as Quantity/Base number\*100

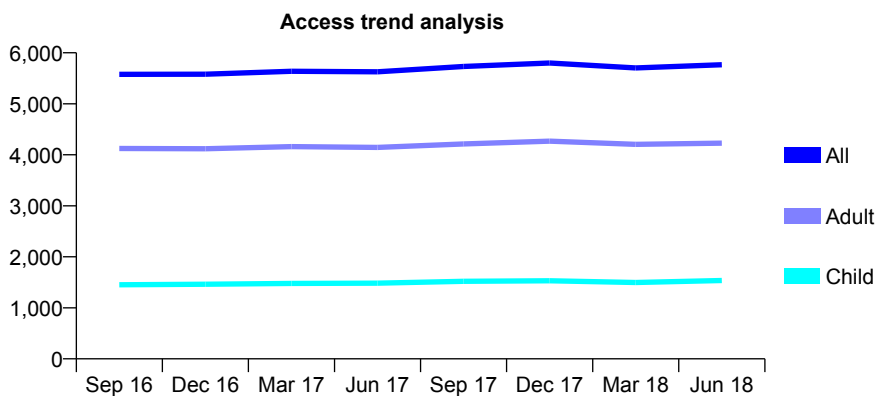
## Q60 - Vital Signs At a Glance Contract Report for 116459/0001 - June 2018

Name or company name	High Street Dental Practice
Contract type name	GDS Contract
Purpose of contract	General
Contract start date	15/02/2010
Contract end date	

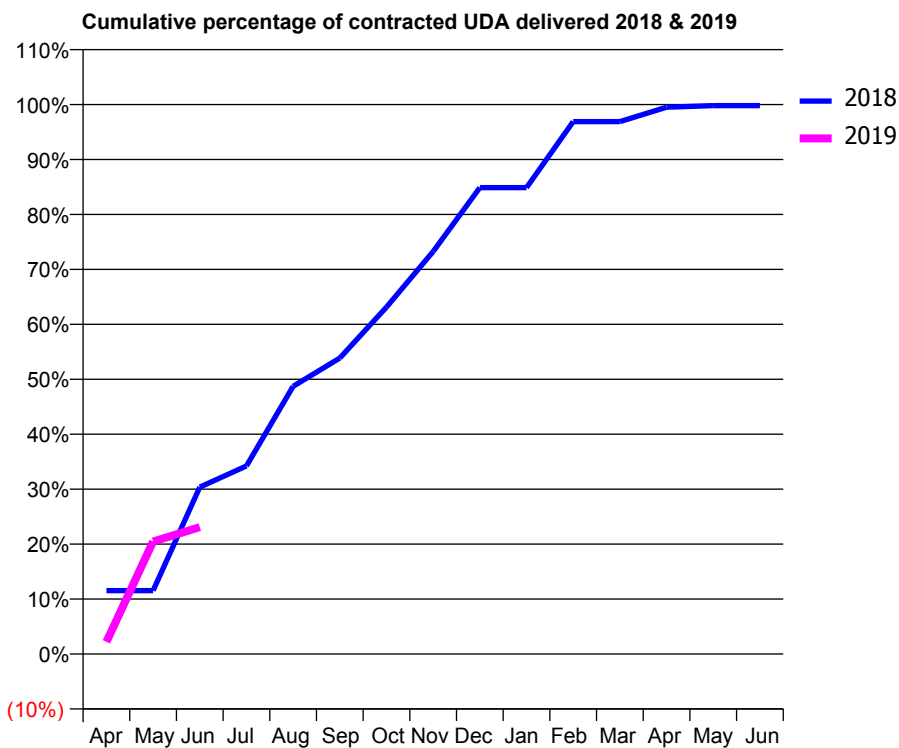
18/19 Contracted general activity (UDA)	15,250
Carry forward general activity (UDA)	0
18/19 Contracted orthodontic activity (UOA)	0
Carry forward orthodontic activity (UOA)	0
Baseline contract value	£372,065.58

### ACCESS\*

Patients seen in 24 months	Total	Change since previous quarter
Quarter ending June 2017	5,627	
Quarter ending September 2017	5,733	→
Quarter ending December 2017	5,799	→
Quarter ending March 2018	5,702	↓
Quarter ending June 2018	5,766	→
<b>Variance since June 2017</b>	<b>2.5%</b>	<b>↑</b>



### ACTIVITY



Month	Adjusted Scheduled Activity (UDA)	
	2018	2019
April	1,760	339
May	1,760	3,123
June	4,631	3,520
July	5,220	
August	7,428	
September	8,213	
October	9,626	
November	11,172	
December	12,944	
January	12,944	
February	14,776	
March	14,776	
April	15,174	
May	15,221	
June	15,221	

### QUALITY

	Quantity	Base Number	Contract	AT	Region	England
% of FP17s for the same patient ID Re-attending within 3 months - Children	17	689	2.5%	9.3%	11.3%	11.5%
% of FP17s for the same patient ID Re-attending within 3 months - Adults	82	1,356	6.0%	13.1%	14.9%	15.4%
% of FP17s for the same patient ID Re-attending between 3 & 9 months - Children	465	689	67.5%	61.2%	60.0%	58.9%
% of FP17s for the same patient ID Re-attending between 3 & 9 months - Adults	824	1,356	60.8%	55.8%	52.6%	51.6%
% of FP17s for Band 1 Urgent Courses	56	1,783	3.1%	6.9%	7.9%	8.9%
% of FP17s Relating to Free Repair or Replacements	13	1,783	0.7%	0.9%	0.8%	0.8%
% of FP17s Relating to Continuations	2	1,783	0.1%	1.1%	0.9%	0.9%
% of Patients satisfied with the dentistry they have received	3	4	N/A	93.4%	93.2%	93.2%
% of Patients satisfied with the time they had to wait for an appointment	4	4	N/A	90.7%	89.1%	88.8%

\* This is based on patients treated on this contract for their most recent course of treatment. Figures in italics indicate the base number of FP17s or Patient Questionnaire responses are less than 100. N/A is shown where the base number of responses is less than 10 during the period. % is calculated as Quantity/Base number\*100

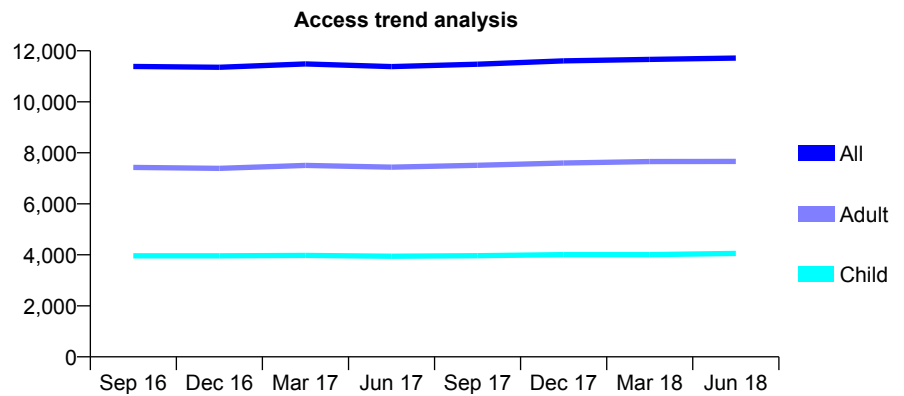
## Q60 - Vital Signs At a Glance Contract Report for 116777/0002 - June 2018

Name or company name	Alchemy Dental Practice
Contract type name	GDS Contract
Purpose of contract	General
Contract start date	10/11/2008
Contract end date	

18/19 Contracted general activity (UDA)	30,952
Carry forward general activity (UDA)	0
18/19 Contracted orthodontic activity (UOA)	0
Carry forward orthodontic activity (UOA)	0
Baseline contract value	£730,560.42

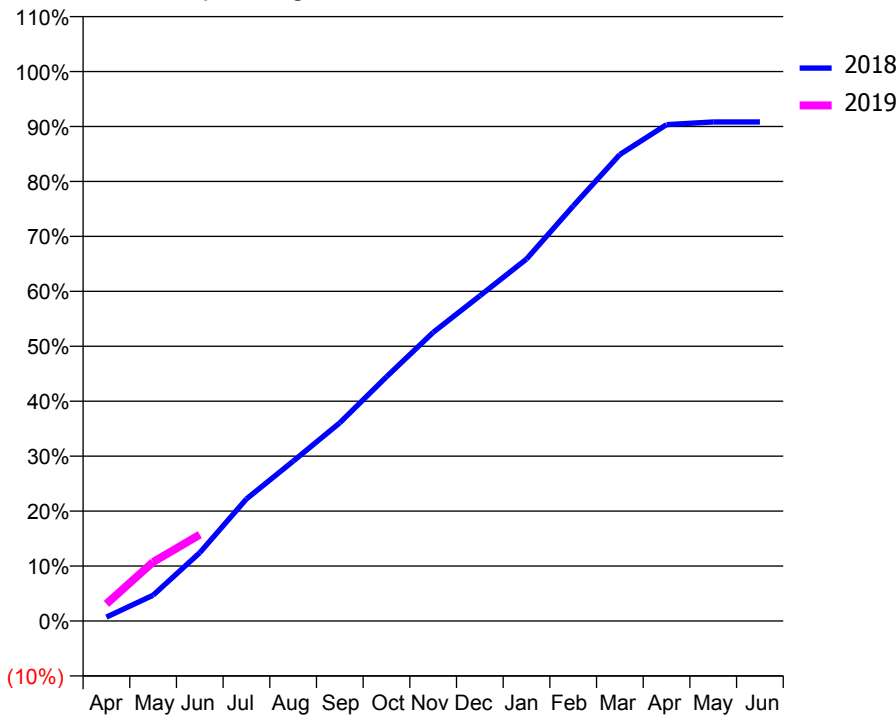
### ACCESS\*

Patients seen in 24 months	Total	Change since previous quarter
Quarter ending June 2017	11,379	
Quarter ending September 2017	11,475	→
Quarter ending December 2017	11,607	→
Quarter ending March 2018	11,663	→
Quarter ending June 2018	11,717	→
<b>Variance since June 2017</b>	<b>3.0%</b>	<b>↑</b>



### ACTIVITY

Cumulative percentage of contracted UDA delivered 2018 & 2019



Month	Adjusted Scheduled Activity (UDA)	
	2018	2019
April	219	967
May	1,455	3,320
June	3,846	4,860
July	6,873	
August	9,005	
September	11,163	
October	13,759	
November	16,255	
December	18,314	
January	20,387	
February	23,382	
March	26,277	
April	27,957	
May	28,113	
June	28,113	

### QUALITY

	Quantity	Base Number	Contract	AT	Region	England
% of FP17s for the same patient ID Re-attending within 3 months - Children	85	1,367	6.2%	9.3%	11.3%	11.5%
% of FP17s for the same patient ID Re-attending within 3 months - Adults	244	1,951	12.5%	13.1%	14.9%	15.4%
% of FP17s for the same patient ID Re-attending between 3 & 9 months - Children	776	1,367	56.8%	61.2%	60.0%	58.9%
% of FP17s for the same patient ID Re-attending between 3 & 9 months - Adults	786	1,951	40.3%	55.8%	52.6%	51.6%
% of FP17s for Band 1 Urgent Courses	215	2,476	8.7%	6.9%	7.9%	8.9%
% of FP17s Relating to Free Repair or Replacements	14	2,476	0.6%	0.9%	0.8%	0.8%
% of FP17s Relating to Continuations	17	2,476	0.7%	1.1%	0.9%	0.9%
% of Patients satisfied with the dentistry they have received	15	17	88.2%	93.4%	93.2%	93.2%
% of Patients satisfied with the time they had to wait for an appointment	12	17	70.6%	90.7%	89.1%	88.8%

\* This is based on patients treated on this contract for their most recent course of treatment. Figures in italics indicate the base number of FP17s or Patient Questionnaire responses are less than 100. N/A is shown where the base number of responses is less than 10 during the period. % is calculated as Quantity/Base number\*100

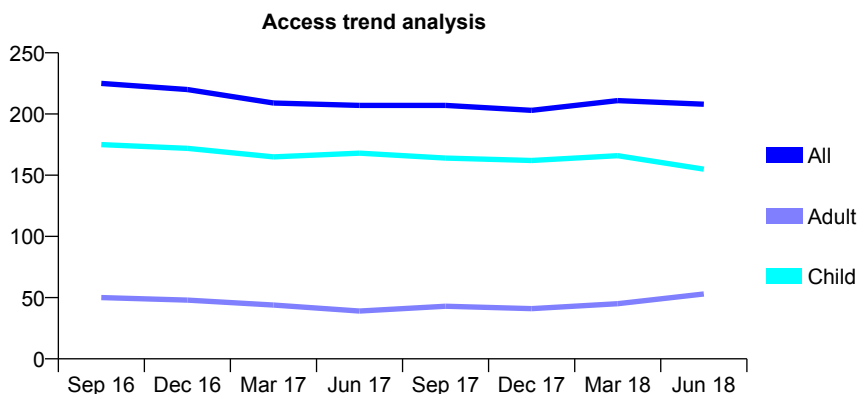
## Q60 - Vital Signs At a Glance Contract Report for 117943/0001 - June 2018

Name or company name	The Staffordshire Clinic NHS Contract Part
Contract type name	GDS Contract
Purpose of contract	General
Contract start date	04/09/2014
Contract end date	

18/19 Contracted general activity (UDA)	450
Carry forward general activity (UDA)	0
18/19 Contracted orthodontic activity (UOA)	0
Carry forward orthodontic activity (UOA)	0
Baseline contract value	£11,470.89

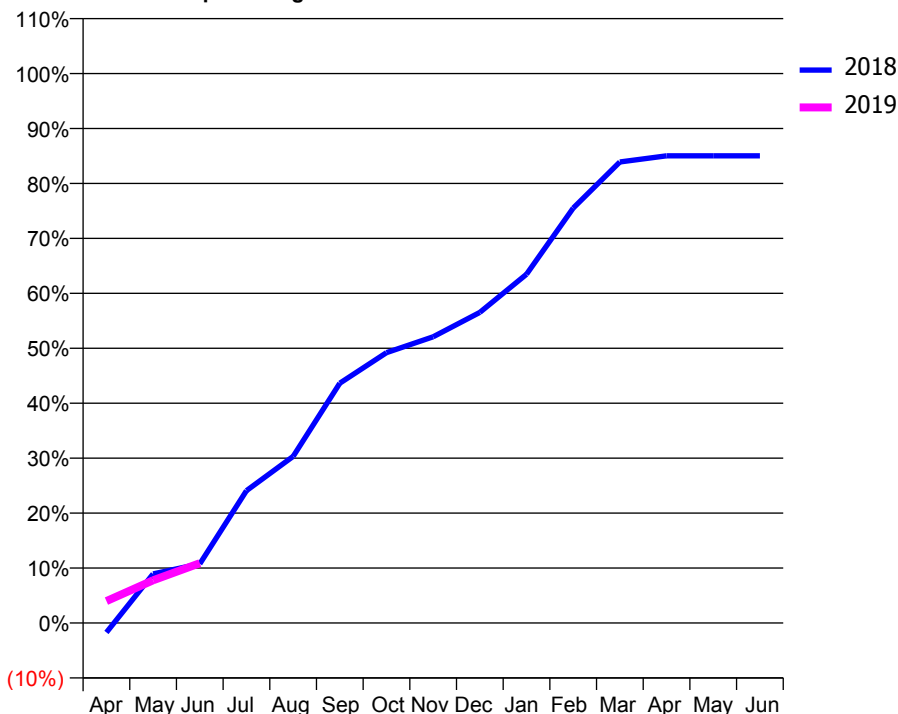
### ACCESS\*

Patients seen in 24 months	Total	Change since previous quarter
Quarter ending June 2017	207	
Quarter ending September 2017	207	→
Quarter ending December 2017	203	↓
Quarter ending March 2018	211	↑
Quarter ending June 2018	208	↓
<b>Variance since June 2017</b>	<b>0.5%</b>	<b>→</b>



### ACTIVITY

Cumulative percentage of contracted UDA delivered 2018 & 2019



Adjusted Scheduled Activity (UDA)

Month	2018	2019
April	-8	18
May	40	35
June	48	49
July	108	
August	136	
September	196	
October	221	
November	234	
December	254	
January	286	
February	340	
March	378	
April	383	
May	383	
June	383	

### QUALITY

	Quantity	Base Number	Contract	AT	Region	England
% of FP17s for the same patient ID Re-attending within 3 months - Children	3	34	8.8%	9.3%	11.3%	11.5%
% of FP17s for the same patient ID Re-attending within 3 months - Adults	0	9	0.0%	13.1%	14.9%	15.4%
% of FP17s for the same patient ID Re-attending between 3 & 9 months - Children	23	34	67.6%	61.2%	60.0%	58.9%
% of FP17s for the same patient ID Re-attending between 3 & 9 months - Adults	6	9	66.7%	55.8%	52.6%	51.6%
% of FP17s for Band 1 Urgent Courses	0	37	0.0%	6.9%	7.9%	8.9%
% of FP17s Relating to Free Repair or Replacements	0	37	0.0%	0.9%	0.8%	0.8%
% of FP17s Relating to Continuations	0	37	0.0%	1.1%	0.9%	0.9%
% of Patients satisfied with the dentistry they have received	0	0	N/A	93.4%	93.2%	93.2%
% of Patients satisfied with the time they had to wait for an appointment	0	0	N/A	90.7%	89.1%	88.8%

\* This is based on patients treated on this contract for their most recent course of treatment. Figures in italics indicate the base number of FP17s or Patient Questionnaire responses are less than 100. N/A is shown where the base number of responses is less than 10 during the period. % is calculated as Quantity/Base number\*100

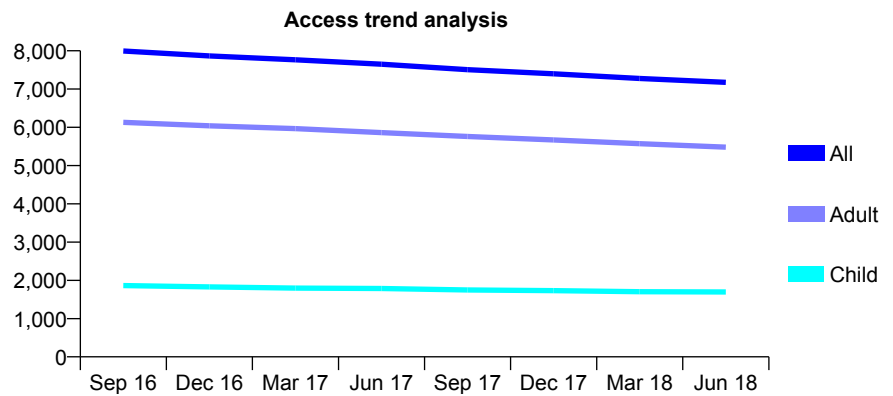
## Q60 - Vital Signs At a Glance Contract Report for 119091/0001 - June 2018

Name or company name	TLC 4 Smiles
Contract type name	GDS Contract
Purpose of contract	General
Contract start date	01/05/2007
Contract end date	

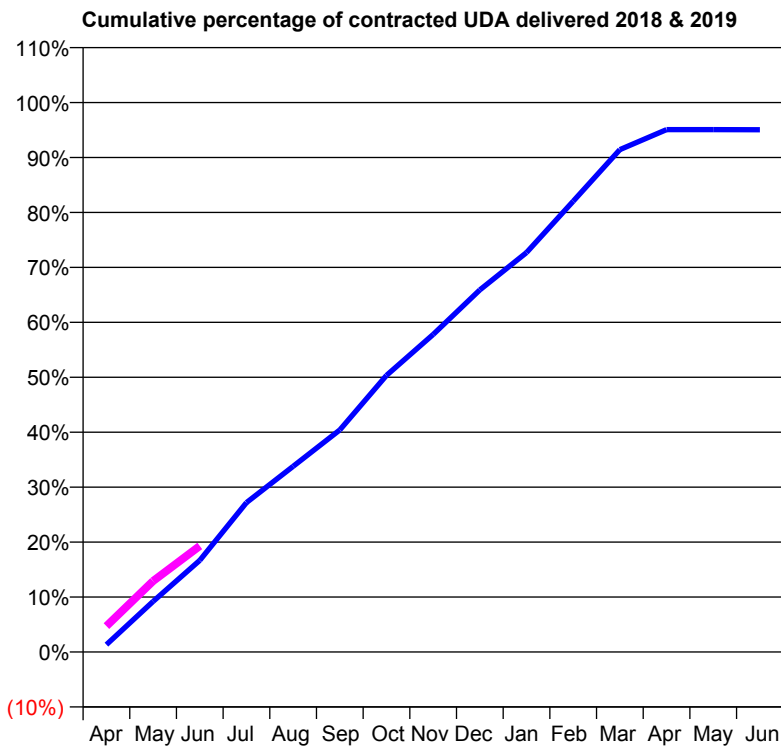
18/19 Contracted general activity (UDA)	22,000
Carry forward general activity (UDA)	0
18/19 Contracted orthodontic activity (UOA)	0
Carry forward orthodontic activity (UOA)	0
Baseline contract value	£616,672.73

### ACCESS\*

Patients seen in 24 months	Total	Change since previous quarter
Quarter ending June 2017	7,648	
Quarter ending September 2017	7,508	↓
Quarter ending December 2017	7,399	↓
Quarter ending March 2018	7,275	↓
Quarter ending June 2018	7,176	↓
<b>Variance since June 2017</b>	<b>(6.2%)</b>	<b>↓</b>



### ACTIVITY



Month	Adjusted Scheduled Activity (UDA)	
	2018	2019
April	295	1,040
May	2,025	2,845
June	3,669	4,245
July	5,983	
August	7,434	
September	8,893	
October	11,075	
November	12,713	
December	14,495	
January	15,991	
February	18,046	
March	20,113	
April	20,914	
May	20,914	
June	20,909	

### QUALITY

	Quantity	Base Number	Contract	AT	Region	England
% of FP17s for the same patient ID Re-attending within 3 months - Children	39	663	5.9%	9.3%	11.3%	11.5%
% of FP17s for the same patient ID Re-attending within 3 months - Adults	185	1,888	9.8%	13.1%	14.9%	15.4%
% of FP17s for the same patient ID Re-attending between 3 & 9 months - Children	445	663	67.1%	61.2%	60.0%	58.9%
% of FP17s for the same patient ID Re-attending between 3 & 9 months - Adults	1,216	1,888	64.4%	55.8%	52.6%	51.6%
% of FP17s for Band 1 Urgent Courses	116	2,161	5.4%	6.9%	7.9%	8.9%
% of FP17s Relating to Free Repair or Replacements	17	2,161	0.8%	0.9%	0.8%	0.8%
% of FP17s Relating to Continuations	30	2,161	1.4%	1.1%	0.9%	0.9%
% of Patients satisfied with the dentistry they have received	9	10	90.0%	93.4%	93.2%	93.2%
% of Patients satisfied with the time they had to wait for an appointment	10	10	100.0%	90.7%	89.1%	88.8%

\* This is based on patients treated on this contract for their most recent course of treatment. Figures in italics indicate the base number of FP17s or Patient Questionnaire responses are less than 100. N/A is shown where the base number of responses is less than 10 during the period. % is calculated as Quantity/Base number\*100

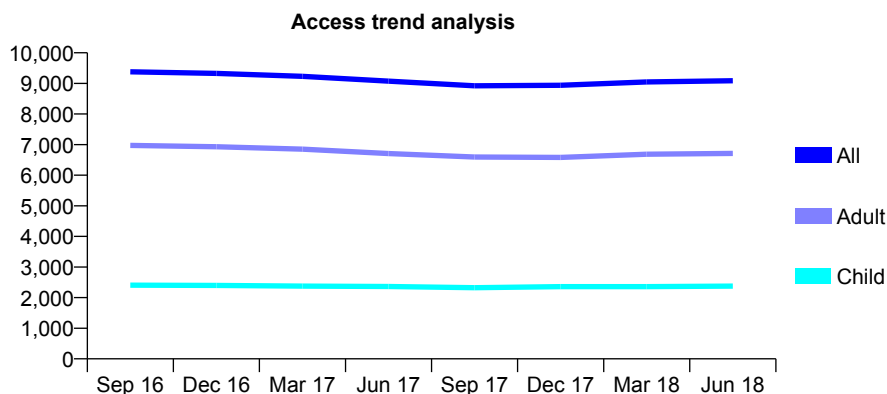
## Q60 - Vital Signs At a Glance Contract Report for 120049/0001 - June 2018

Name or company name	Sneyd Green Dental Practice
Contract type name	GDS Contract
Purpose of contract	General
Contract start date	01/06/2010
Contract end date	

18/19 Contracted general activity (UDA)	26,893
Carry forward general activity (UDA)	0
18/19 Contracted orthodontic activity (UOA)	0
Carry forward orthodontic activity (UOA)	0
Baseline contract value	£763,042.12

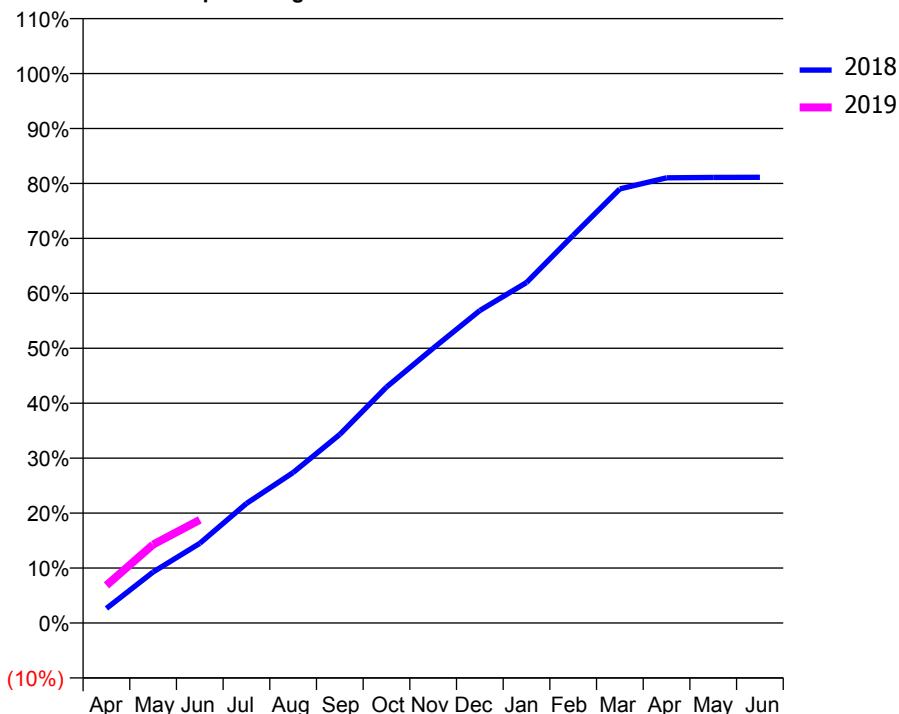
### ACCESS\*

Patients seen in 24 months	Total	Change since previous quarter
Quarter ending June 2017	9,074	
Quarter ending September 2017	8,920	↓
Quarter ending December 2017	8,941	→
Quarter ending March 2018	9,048	→
Quarter ending June 2018	9,089	→
<b>Variance since June 2017</b>	<b>0.2%</b>	<b>→</b>



### ACTIVITY

Cumulative percentage of contracted UDA delivered 2018 & 2019



Month	Adjusted Scheduled Activity (UDA)	
	2018	2019
April	717	1,841
May	2,498	3,838
June	3,900	5,050
July	5,848	
August	7,366	
September	9,233	
October	11,547	
November	13,445	
December	15,296	
January	16,666	
February	18,974	
March	21,246	
April	21,785	
May	21,808	
June	21,815	

### QUALITY

	Quantity	Base Number	Contract	AT	Region	England
% of FP17s for the same patient ID Re-attending within 3 months - Children	49	876	5.6%	9.3%	11.3%	11.5%
% of FP17s for the same patient ID Re-attending within 3 months - Adults	145	2,029	7.1%	13.1%	14.9%	15.4%
% of FP17s for the same patient ID Re-attending between 3 & 9 months - Children	429	876	49.0%	61.2%	60.0%	58.9%
% of FP17s for the same patient ID Re-attending between 3 & 9 months - Adults	1,054	2,029	51.9%	55.8%	52.6%	51.6%
% of FP17s for Band 1 Urgent Courses	100	2,583	3.9%	6.9%	7.9%	8.9%
% of FP17s Relating to Free Repair or Replacements	33	2,583	1.3%	0.9%	0.8%	0.8%
% of FP17s Relating to Continuations	14	2,583	0.5%	1.1%	0.9%	0.9%
% of Patients satisfied with the dentistry they have received	7	7	N/A	93.4%	93.2%	93.2%
% of Patients satisfied with the time they had to wait for an appointment	4	7	N/A	90.7%	89.1%	88.8%

\* This is based on patients treated on this contract for their most recent course of treatment. Figures in italics indicate the base number of FP17s or Patient Questionnaire responses are less than 100. N/A is shown where the base number of responses is less than 10 during the period. % is calculated as Quantity/Base number\*100

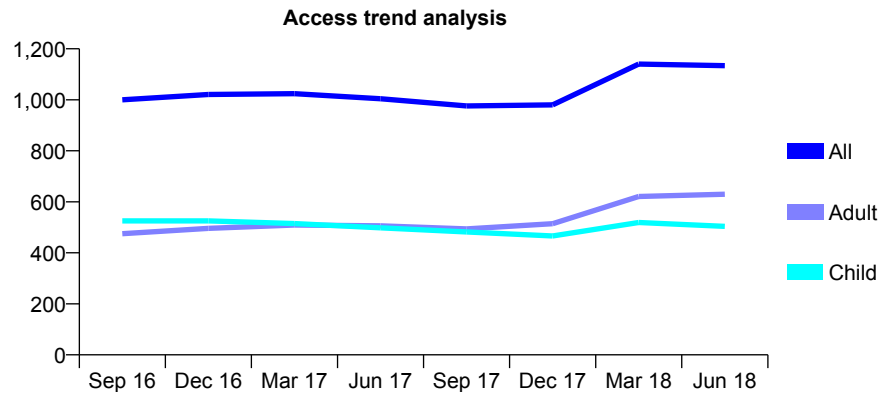
## Q60 - Vital Signs At a Glance Contract Report for 120227/0001 - June 2018

Name or company name	SpaDental Wem LLP
Contract type name	GDS Contract
Purpose of contract	General
Contract start date	01/04/2015
Contract end date	

18/19 Contracted general activity (UDA)	2,870
Carry forward general activity (UDA)	0
18/19 Contracted orthodontic activity (UOA)	0
Carry forward orthodontic activity (UOA)	0
Baseline contract value	£73,331.73

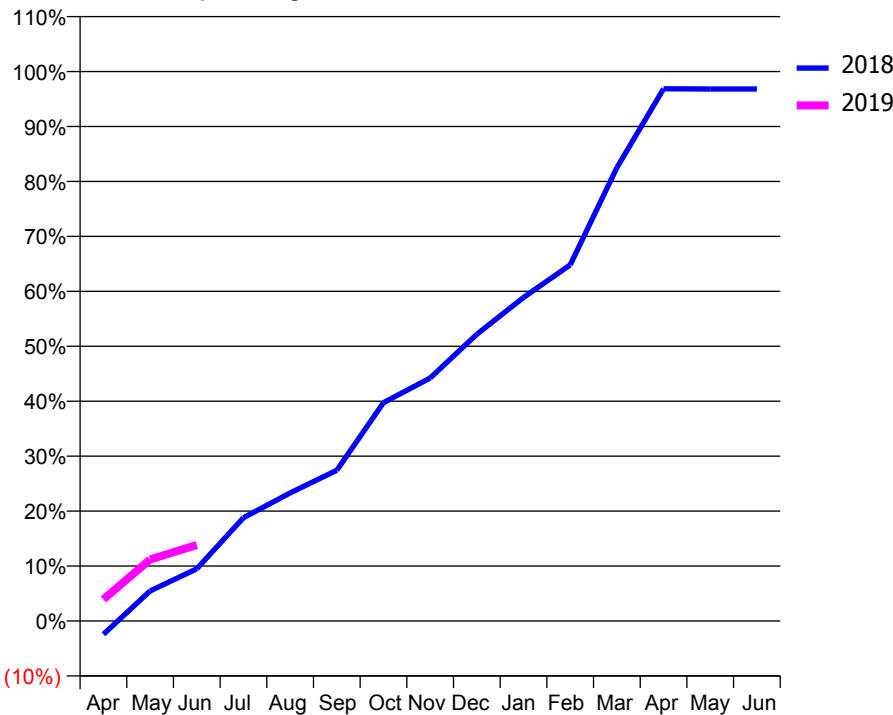
### ACCESS\*

Patients seen in 24 months	Total	Change since previous quarter
Quarter ending June 2017	1,004	
Quarter ending September 2017	976	↓
Quarter ending December 2017	980	→
Quarter ending March 2018	1,140	↑
Quarter ending June 2018	1,134	→
<b>Variance since June 2017</b>	<b>12.9%</b>	<b>↑</b>



### ACTIVITY

Cumulative percentage of contracted UDA delivered 2018 & 2019



Adjusted Scheduled Activity (UDA)		
Month	2018	2019
April	-70	113
May	157	321
June	272	398
July	540	
August	669	
September	787	
October	1,141	
November	1,269	
December	1,498	
January	1,690	
February	1,860	
March	2,367	
April	2,780	
May	2,779	
June	2,779	

### QUALITY

	Quantity	Base Number	Contract	AT	Region	England
% of FP17s for the same patient ID Re-attending within 3 months - Children	15	193	7.8%	9.3%	11.3%	11.5%
% of FP17s for the same patient ID Re-attending within 3 months - Adults	19	206	9.2%	13.1%	14.9%	15.4%
% of FP17s for the same patient ID Re-attending between 3 & 9 months - Children	133	193	68.9%	61.2%	60.0%	58.9%
% of FP17s for the same patient ID Re-attending between 3 & 9 months - Adults	80	206	38.8%	55.8%	52.6%	51.6%
% of FP17s for Band 1 Urgent Courses	8	237	3.4%	6.9%	7.9%	8.9%
% of FP17s Relating to Free Repair or Replacements	0	237	0.0%	0.9%	0.8%	0.8%
% of FP17s Relating to Continuations	5	237	2.1%	1.1%	0.9%	0.9%
% of Patients satisfied with the dentistry they have received	1	1	N/A	93.4%	93.2%	93.2%
% of Patients satisfied with the time they had to wait for an appointment	1	1	N/A	90.7%	89.1%	88.8%

\* This is based on patients treated on this contract for their most recent course of treatment. Figures in italics indicate the base number of FP17s or Patient Questionnaire responses are less than 100. N/A is shown where the base number of responses is less than 10 during the period. % is calculated as Quantity/Base number\*100



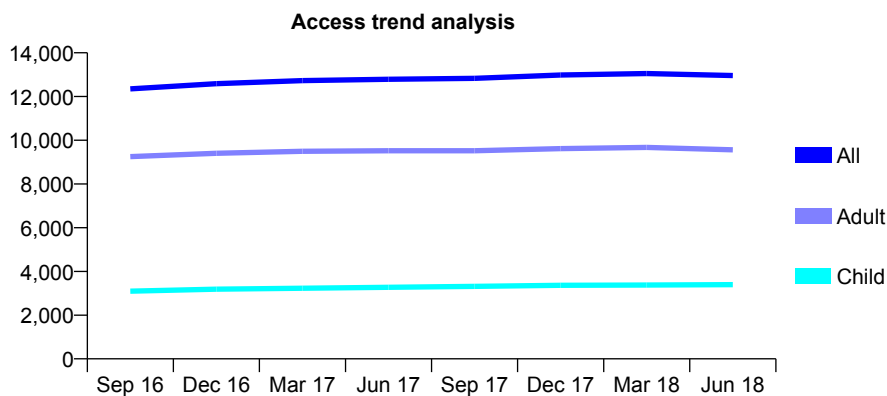
## Q60 - Vital Signs At a Glance Contract Report for 121363/0001 - June 2018

Name or company name	Boulevard Dental Practice
Contract type name	GDS Contract
Purpose of contract	General
Contract start date	01/12/2010
Contract end date	

18/19 Contracted general activity (UDA)	30,024
Carry forward general activity (UDA)	0
18/19 Contracted orthodontic activity (UOA)	0
Carry forward orthodontic activity (UOA)	0
Baseline contract value	£833,367.13

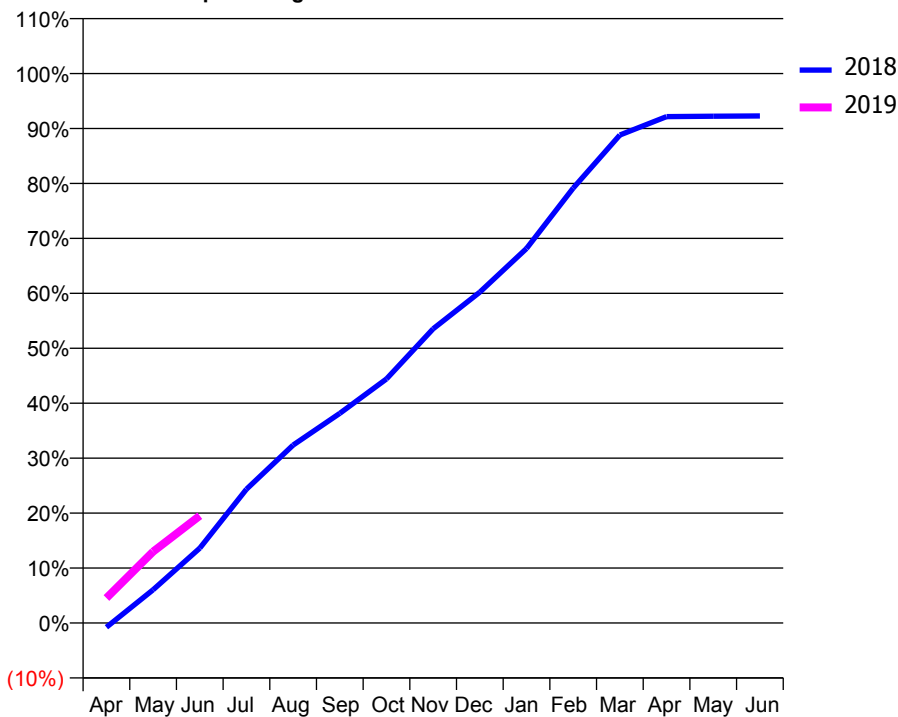
### ACCESS\*

Patients seen in 24 months	Total	Change since previous quarter
Quarter ending June 2017	12,790	
Quarter ending September 2017	12,831	→
Quarter ending December 2017	12,985	→
Quarter ending March 2018	13,049	→
Quarter ending June 2018	12,958	→
<b>Variance since June 2017</b>	<b>1.3%</b>	<b>→</b>



### ACTIVITY

Cumulative percentage of contracted UDA delivered 2018 & 2019



Month	Adjusted Scheduled Activity (UDA)	
	2018	2019
April	-237	1,366
May	1,819	3,900
June	4,091	5,860
July	7,310	
August	9,725	
September	11,457	
October	13,339	
November	16,076	
December	18,080	
January	20,464	
February	23,763	
March	26,662	
April	27,669	
May	27,691	
June	27,707	

### QUALITY

	Quantity	Base Number	Contract	AT	Region	England
% of FP17s for the same patient ID Re-attending within 3 months - Children	46	1,081	4.3%	9.3%	11.3%	11.5%
% of FP17s for the same patient ID Re-attending within 3 months - Adults	160	2,280	7.0%	13.1%	14.9%	15.4%
% of FP17s for the same patient ID Re-attending between 3 & 9 months - Children	613	1,081	56.7%	61.2%	60.0%	58.9%
% of FP17s for the same patient ID Re-attending between 3 & 9 months - Adults	854	2,280	37.5%	55.8%	52.6%	51.6%
% of FP17s for Band 1 Urgent Courses	80	2,921	2.7%	6.9%	7.9%	8.9%
% of FP17s Relating to Free Repair or Replacements	4	2,921	0.1%	0.9%	0.8%	0.8%
% of FP17s Relating to Continuations	26	2,921	0.9%	1.1%	0.9%	0.9%
% of Patients satisfied with the dentistry they have received	14	16	87.5%	93.4%	93.2%	93.2%
% of Patients satisfied with the time they had to wait for an appointment	14	16	87.5%	90.7%	89.1%	88.8%

\* This is based on patients treated on this contract for their most recent course of treatment. Figures in italics indicate the base number of FP17s or Patient Questionnaire responses are less than 100. N/A is shown where the base number of responses is less than 10 during the period. % is calculated as Quantity/Base number\*100

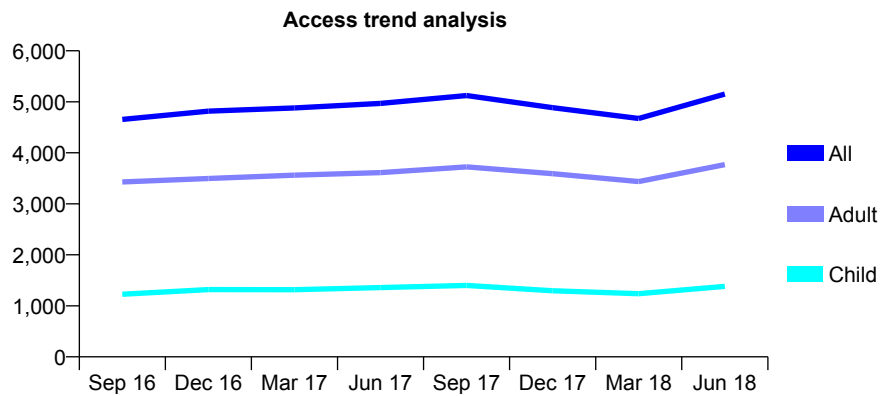
## Q60 - Vital Signs At a Glance Contract Report for 121495/0001 - June 2018

Name or company name	The Smileworks Ltd
Contract type name	GDS Contract
Purpose of contract	General
Contract start date	01/12/2009
Contract end date	

18/19 Contracted general activity (UDA)	18,313
Carry forward general activity (UDA)	0
18/19 Contracted orthodontic activity (UOA)	0
Carry forward orthodontic activity (UOA)	0
Baseline contract value	£516,329.19

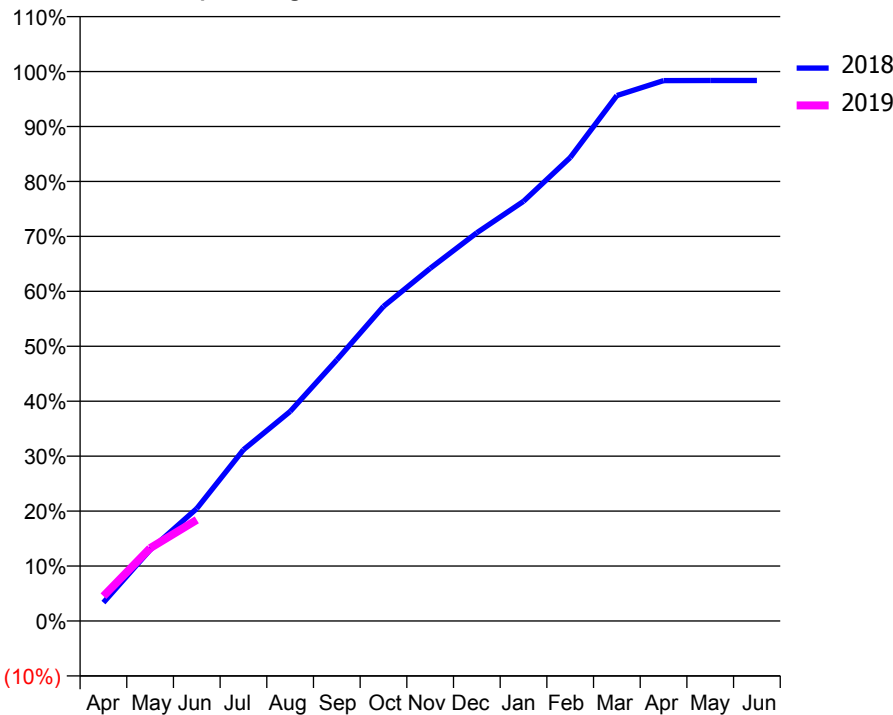
### ACCESS\*

Patients seen in 24 months	Total	Change since previous quarter
Quarter ending June 2017	4,969	
Quarter ending September 2017	5,122	↑
Quarter ending December 2017	4,886	↓
Quarter ending March 2018	4,674	↓
Quarter ending June 2018	5,152	↑
<b>Variance since June 2017</b>	<b>3.7%</b>	<b>↑</b>



### ACTIVITY

Cumulative percentage of contracted UDA delivered 2018 & 2019



Month	Adjusted Scheduled Activity (UDA)	
	2018	2019
April	615	829
May	2,371	2,427
June	3,749	3,373
July	5,707	
August	6,984	
September	8,702	
October	10,484	
November	11,750	
December	12,939	
January	13,987	
February	15,445	
March	17,512	
April	18,008	
May	18,012	
June	18,012	

### QUALITY

	Quantity	Base Number	Contract	AT	Region	England
% of FP17s for the same patient ID Re-attending within 3 months - Children	41	537	7.6%	9.3%	11.3%	11.5%
% of FP17s for the same patient ID Re-attending within 3 months - Adults	195	1,432	13.6%	13.1%	14.9%	15.4%
% of FP17s for the same patient ID Re-attending between 3 & 9 months - Children	253	537	47.1%	61.2%	60.0%	58.9%
% of FP17s for the same patient ID Re-attending between 3 & 9 months - Adults	595	1,432	41.6%	55.8%	52.6%	51.6%
% of FP17s for Band 1 Urgent Courses	179	1,795	10.0%	6.9%	7.9%	8.9%
% of FP17s Relating to Free Repair or Replacements	6	1,795	0.3%	0.9%	0.8%	0.8%
% of FP17s Relating to Continuations	35	1,795	1.9%	1.1%	0.9%	0.9%
% of Patients satisfied with the dentistry they have received	10	11	90.9%	93.4%	93.2%	93.2%
% of Patients satisfied with the time they had to wait for an appointment	11	11	100.0%	90.7%	89.1%	88.8%

\* This is based on patients treated on this contract for their most recent course of treatment. Figures in italics indicate the base number of FP17s or Patient Questionnaire responses are less than 100. N/A is shown where the base number of responses is less than 10 during the period. % is calculated as Quantity/Base number\*100

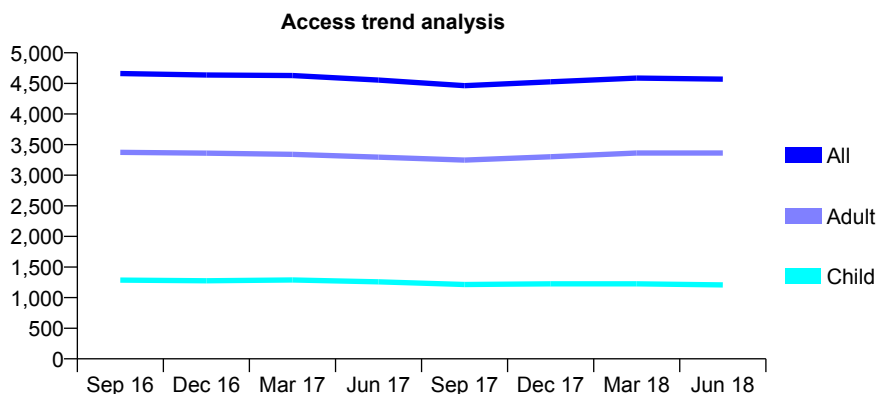
## Q60 - Vital Signs At a Glance Contract Report for 121495/0002 - June 2018

Name or company name	The Smileworks Ltd
Contract type name	GDS Contract
Purpose of contract	General and Orthodontic
Contract start date	01/12/2009
Contract end date	

18/19 Contracted general activity (UDA)	10,000
Carry forward general activity (UDA)	0
18/19 Contracted orthodontic activity (UOA)	932
Carry forward orthodontic activity (UOA)	0
Baseline contract value	£316,870.85

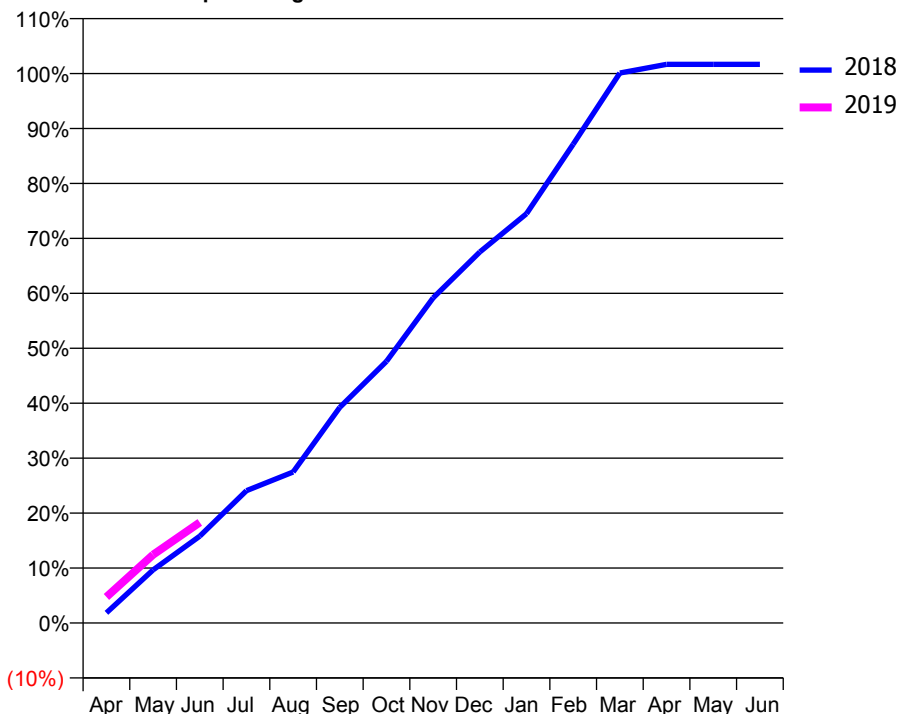
### ACCESS\*

Patients seen in 24 months	Total	Change since previous quarter
Quarter ending June 2017	4,554	
Quarter ending September 2017	4,462	↓
Quarter ending December 2017	4,527	→
Quarter ending March 2018	4,588	→
Quarter ending June 2018	4,570	→
<b>Variance since June 2017</b>	<b>0.4%</b>	<b>→</b>



### ACTIVITY

Cumulative percentage of contracted UDA delivered 2018 & 2019



Adjusted Scheduled Activity (UDA)

Month	2018	2019
April	186	474
May	968	1,243
June	1,581	1,831
July	2,409	
August	2,748	
September	3,925	
October	4,763	
November	5,917	
December	6,753	
January	7,448	
February	8,713	
March	10,010	
April	10,167	
May	10,167	
June	10,167	

### QUALITY

	Quantity	Base Number	Contract	AT	Region	England
% of FP17s for the same patient ID Re-attending within 3 months - Children	28	431	6.5%	9.3%	11.3%	11.5%
% of FP17s for the same patient ID Re-attending within 3 months - Adults	105	979	10.7%	13.1%	14.9%	15.4%
% of FP17s for the same patient ID Re-attending between 3 & 9 months - Children	239	431	55.5%	61.2%	60.0%	58.9%
% of FP17s for the same patient ID Re-attending between 3 & 9 months - Adults	518	979	52.9%	55.8%	52.6%	51.6%
% of FP17s for Band 1 Urgent Courses	127	1,018	12.5%	6.9%	7.9%	8.9%
% of FP17s Relating to Free Repair or Replacements	5	1,018	0.5%	0.9%	0.8%	0.8%
% of FP17s Relating to Continuations	4	1,018	0.4%	1.1%	0.9%	0.9%
% of Patients satisfied with the dentistry they have received	3	3	N/A	93.4%	93.2%	93.2%
% of Patients satisfied with the time they had to wait for an appointment	2	3	N/A	90.7%	89.1%	88.8%

\* This is based on patients treated on this contract for their most recent course of treatment. Figures in italics indicate the base number of FP17s or Patient Questionnaire responses are less than 100. N/A is shown where the base number of responses is less than 10 during the period. % is calculated as Quantity/Base number\*100

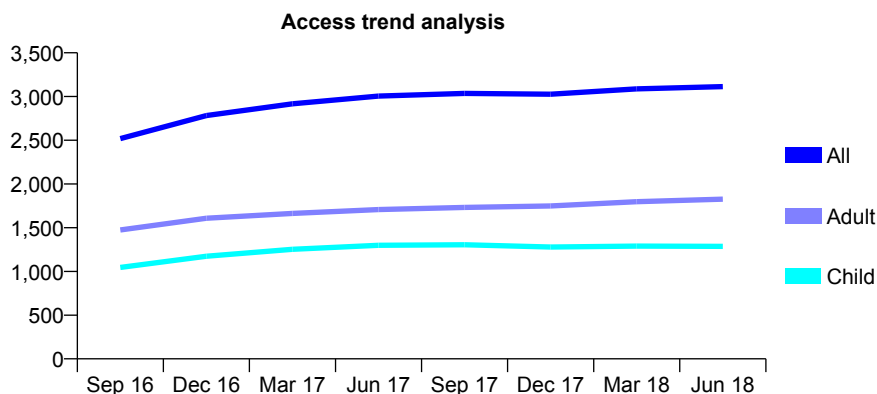
## Q60 - Vital Signs At a Glance Contract Report for 123153/0001 - June 2018

Name or company name	MAF Dentistry Ltd
Contract type name	GDS Contract
Purpose of contract	General
Contract start date	01/04/2010
Contract end date	

18/19 Contracted general activity (UDA)	8,804
Carry forward general activity (UDA)	0
18/19 Contracted orthodontic activity (UOA)	0
Carry forward orthodontic activity (UOA)	0
Baseline contract value	£202,270.67

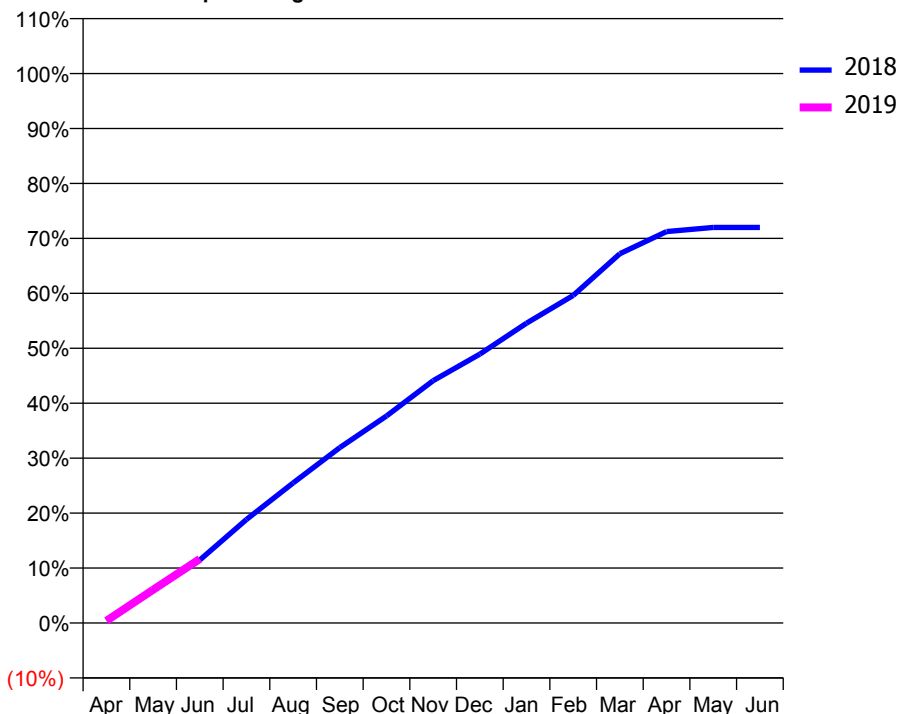
### ACCESS\*

Patients seen in 24 months	Total	Change since previous quarter
Quarter ending June 2017	3,005	
Quarter ending September 2017	3,036	→
Quarter ending December 2017	3,027	→
Quarter ending March 2018	3,088	↑
Quarter ending June 2018	3,113	→
<b>Variance since June 2017</b>	<b>3.6%</b>	<b>↑</b>



### ACTIVITY

Cumulative percentage of contracted UDA delivered 2018 & 2019



Month	Adjusted Scheduled Activity (UDA)	
	2018	2019
April	43	36
May	521	533
June	1,009	1,028
July	1,659	
August	2,245	
September	2,811	
October	3,317	
November	3,882	
December	4,308	
January	4,805	
February	5,248	
March	5,916	
April	6,272	
May	6,338	
June	6,338	

### QUALITY

	Quantity	Base Number	Contract	AT	Region	England
% of FP17s for the same patient ID Re-attending within 3 months - Children	23	415	5.5%	9.3%	11.3%	11.5%
% of FP17s for the same patient ID Re-attending within 3 months - Adults	63	583	10.8%	13.1%	14.9%	15.4%
% of FP17s for the same patient ID Re-attending between 3 & 9 months - Children	249	415	60.0%	61.2%	60.0%	58.9%
% of FP17s for the same patient ID Re-attending between 3 & 9 months - Adults	348	583	59.7%	55.8%	52.6%	51.6%
% of FP17s for Band 1 Urgent Courses	23	736	3.1%	6.9%	7.9%	8.9%
% of FP17s Relating to Free Repair or Replacements	2	736	0.3%	0.9%	0.8%	0.8%
% of FP17s Relating to Continuations	2	736	0.3%	1.1%	0.9%	0.9%
% of Patients satisfied with the dentistry they have received	3	3	N/A	93.4%	93.2%	93.2%
% of Patients satisfied with the time they had to wait for an appointment	3	3	N/A	90.7%	89.1%	88.8%

\* This is based on patients treated on this contract for their most recent course of treatment. Figures in italics indicate the base number of FP17s or Patient Questionnaire responses are less than 100. N/A is shown where the base number of responses is less than 10 during the period. % is calculated as Quantity/Base number\*100

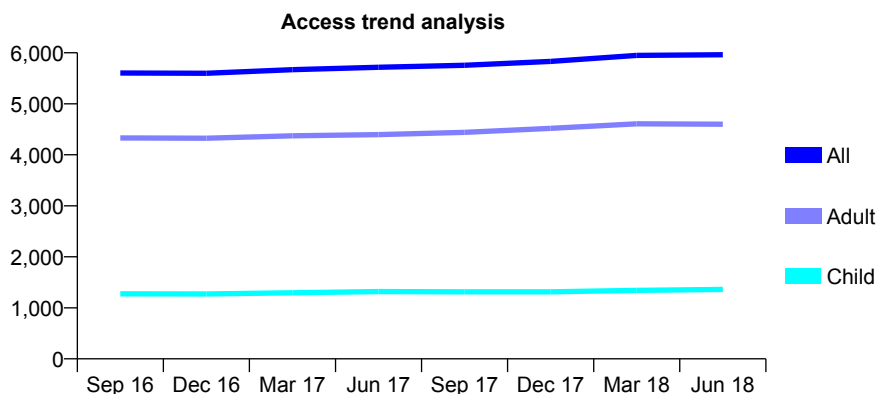
## Q60 - Vital Signs At a Glance Contract Report for 124540/0001 - June 2018

Name or company name	Campbell Dental Practice Limited
Contract type name	GDS Contract
Purpose of contract	General
Contract start date	01/04/2014
Contract end date	

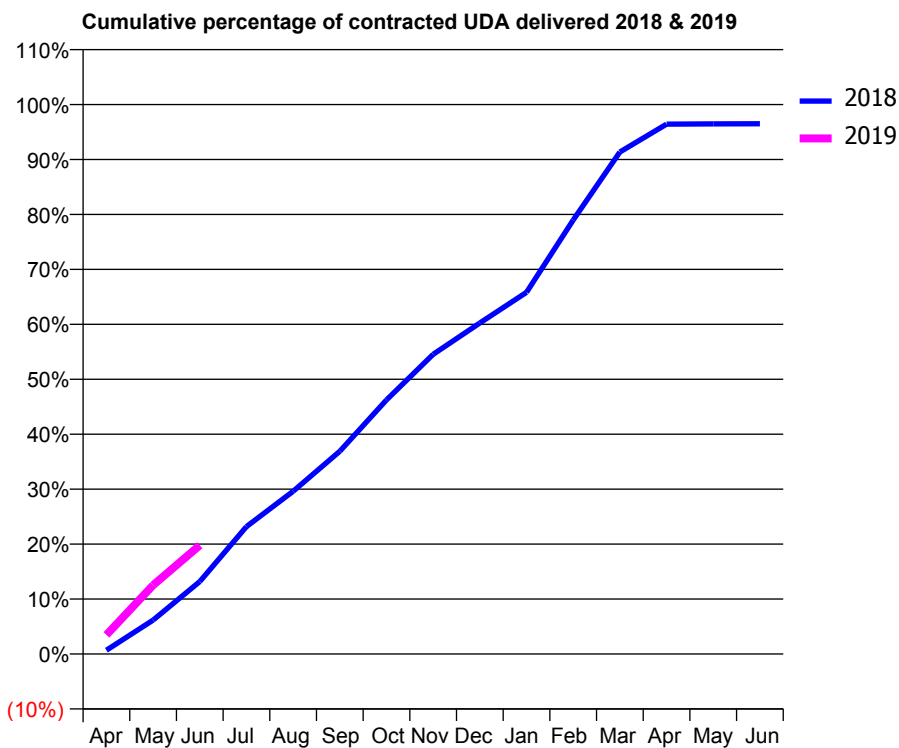
18/19 Contracted general activity (UDA)	23,388
Carry forward general activity (UDA)	0
18/19 Contracted orthodontic activity (UOA)	0
Carry forward orthodontic activity (UOA)	0
Baseline contract value	£536,929.34

### ACCESS\*

Patients seen in 24 months	Total	Change since previous quarter
Quarter ending June 2017	5,716	
Quarter ending September 2017	5,756	→
Quarter ending December 2017	5,831	→
Quarter ending March 2018	5,949	↑
Quarter ending June 2018	5,962	→
<b>Variance since June 2017</b>	<b>4.3%</b>	<b>↑</b>



### ACTIVITY



Month	Adjusted Scheduled Activity (UDA)	
	2018	2019
April	160	815
May	1,447	2,930
June	3,085	4,630
July	5,423	
August	6,930	
September	8,628	
October	10,814	
November	12,758	
December	14,090	
January	15,394	
February	18,474	
March	21,367	
April	22,553	
May	22,565	
June	22,568	

### QUALITY

	Quantity	Base Number	Contract	AT	Region	England
% of FP17s for the same patient ID Re-attending within 3 months - Children	53	514	10.3%	9.3%	11.3%	11.5%
% of FP17s for the same patient ID Re-attending within 3 months - Adults	289	1,733	16.7%	13.1%	14.9%	15.4%
% of FP17s for the same patient ID Re-attending between 3 & 9 months - Children	304	514	59.1%	61.2%	60.0%	58.9%
% of FP17s for the same patient ID Re-attending between 3 & 9 months - Adults	1,039	1,733	60.0%	55.8%	52.6%	51.6%
% of FP17s for Band 1 Urgent Courses	154	1,906	8.1%	6.9%	7.9%	8.9%
% of FP17s Relating to Free Repair or Replacements	28	1,906	1.5%	0.9%	0.8%	0.8%
% of FP17s Relating to Continuations	28	1,906	1.5%	1.1%	0.9%	0.9%
% of Patients satisfied with the dentistry they have received	8	8	N/A	93.4%	93.2%	93.2%
% of Patients satisfied with the time they had to wait for an appointment	8	8	N/A	90.7%	89.1%	88.8%

\* This is based on patients treated on this contract for their most recent course of treatment. Figures in italics indicate the base number of FP17s or Patient Questionnaire responses are less than 100. N/A is shown where the base number of responses is less than 10 during the period. % is calculated as Quantity/Base number\*100

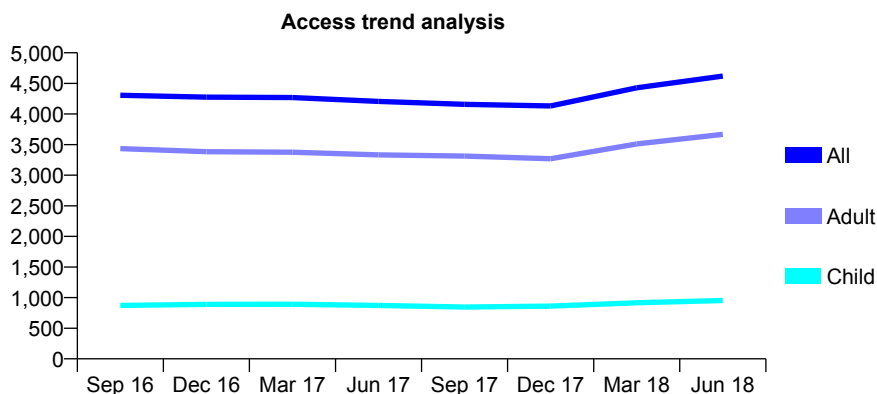
## Q60 - Vital Signs At a Glance Contract Report for 126950/0001 - June 2018

Name or company name	Monkmoor Dental Practice
Contract type name	GDS Contract
Purpose of contract	General
Contract start date	01/12/2013
Contract end date	

18/19 Contracted general activity (UDA)	21,051
Carry forward general activity (UDA)	0
18/19 Contracted orthodontic activity (UOA)	0
Carry forward orthodontic activity (UOA)	0
Baseline contract value	£512,816.83

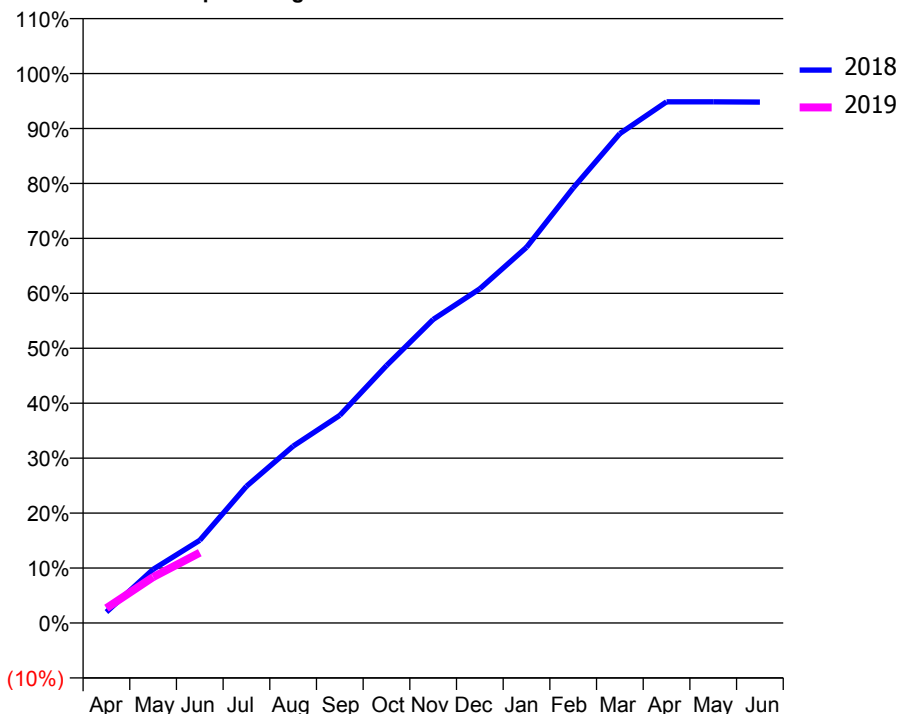
### ACCESS\*

Patients seen in 24 months	Total	Change since previous quarter
Quarter ending June 2017	4,206	
Quarter ending September 2017	4,158	↓
Quarter ending December 2017	4,131	→
Quarter ending March 2018	4,428	↑
Quarter ending June 2018	4,620	↑
<b>Variance since June 2017</b>	<b>9.8%</b>	<b>↑</b>



### ACTIVITY

Cumulative percentage of contracted UDA delivered 2018 & 2019



Adjusted Scheduled Activity (UDA)

Month	2018	2019
April	281	569
May	1,374	1,758
June	2,116	2,694
July	3,497	
August	4,524	
September	5,310	
October	6,581	
November	7,761	
December	8,548	
January	9,606	
February	11,123	
March	12,516	
April	13,327	
May	13,326	
June	13,322	

### QUALITY

	Quantity	Base Number	Contract	AT	Region	England
% of FP17s for the same patient ID Re-attending within 3 months - Children	32	437	7.3%	9.3%	11.3%	11.5%
% of FP17s for the same patient ID Re-attending within 3 months - Adults	158	1,289	12.3%	13.1%	14.9%	15.4%
% of FP17s for the same patient ID Re-attending between 3 & 9 months - Children	290	437	66.4%	61.2%	60.0%	58.9%
% of FP17s for the same patient ID Re-attending between 3 & 9 months - Adults	726	1,289	56.3%	55.8%	52.6%	51.6%
% of FP17s for Band 1 Urgent Courses	139	1,409	9.9%	6.9%	7.9%	8.9%
% of FP17s Relating to Free Repair or Replacements	5	1,409	0.4%	0.9%	0.8%	0.8%
% of FP17s Relating to Continuations	2	1,409	0.1%	1.1%	0.9%	0.9%
% of Patients satisfied with the dentistry they have received	10	10	100.0%	93.4%	93.2%	93.2%
% of Patients satisfied with the time they had to wait for an appointment	9	10	90.0%	90.7%	89.1%	88.8%

\* This is based on patients treated on this contract for their most recent course of treatment. Figures in italics indicate the base number of FP17s or Patient Questionnaire responses are less than 100. N/A is shown where the base number of responses is less than 10 during the period. % is calculated as Quantity/Base number\*100

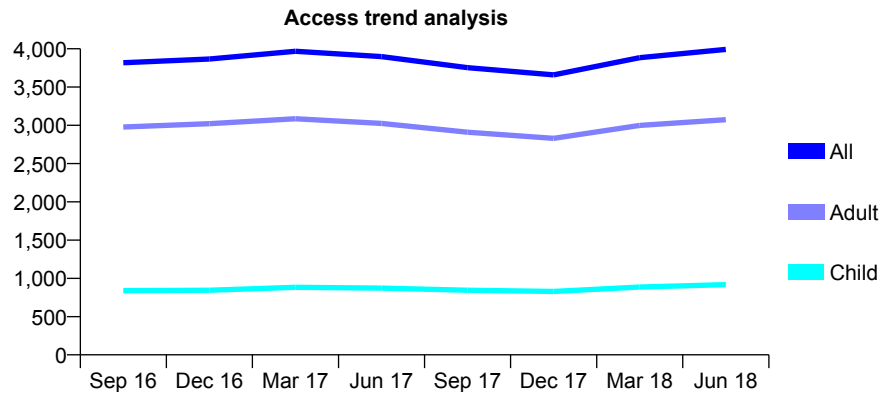
## Q60 - Vital Signs At a Glance Contract Report for 127779/0001 - June 2018

Name or company name	Brookhouse Dental Practice
Contract type name	GDS Contract
Purpose of contract	General
Contract start date	29/01/2010
Contract end date	

18/19 Contracted general activity (UDA)	14,500
Carry forward general activity (UDA)	0
18/19 Contracted orthodontic activity (UOA)	0
Carry forward orthodontic activity (UOA)	0
Baseline contract value	£354,964.25

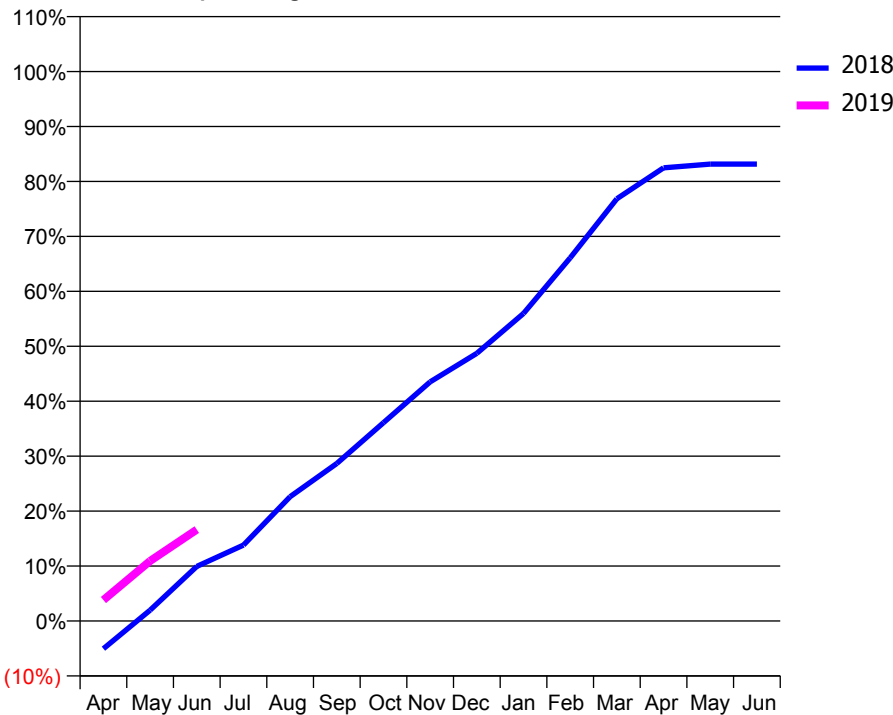
### ACCESS\*

Patients seen in 24 months	Total	Change since previous quarter
Quarter ending June 2017	3,898	
Quarter ending September 2017	3,754	↓
Quarter ending December 2017	3,659	↓
Quarter ending March 2018	3,884	↑
Quarter ending June 2018	3,992	↑
<b>Variance since June 2017</b>	<b>2.4%</b>	<b>↑</b>



### ACTIVITY

Cumulative percentage of contracted UDA delivered 2018 & 2019



Month	Adjusted Scheduled Activity (UDA)	
	2018	2019
April	-659	553
May	257	1,584
June	1,292	2,410
July	1,798	
August	2,941	
September	3,727	
October	4,694	
November	5,657	
December	6,333	
January	7,278	
February	8,593	
March	9,988	
April	10,720	
May	10,810	
June	10,810	

### QUALITY

	Quantity	Base Number	Contract	AT	Region	England
% of FP17s for the same patient ID Re-attending within 3 months - Children	25	331	7.6%	9.3%	11.3%	11.5%
% of FP17s for the same patient ID Re-attending within 3 months - Adults	155	1,188	13.0%	13.1%	14.9%	15.4%
% of FP17s for the same patient ID Re-attending between 3 & 9 months - Children	189	331	57.1%	61.2%	60.0%	58.9%
% of FP17s for the same patient ID Re-attending between 3 & 9 months - Adults	665	1,188	56.0%	55.8%	52.6%	51.6%
% of FP17s for Band 1 Urgent Courses	97	1,206	8.0%	6.9%	7.9%	8.9%
% of FP17s Relating to Free Repair or Replacements	6	1,206	0.5%	0.9%	0.8%	0.8%
% of FP17s Relating to Continuations	28	1,206	2.3%	1.1%	0.9%	0.9%
% of Patients satisfied with the dentistry they have received	8	8	N/A	93.4%	93.2%	93.2%
% of Patients satisfied with the time they had to wait for an appointment	8	8	N/A	90.7%	89.1%	88.8%

\* This is based on patients treated on this contract for their most recent course of treatment. Figures in italics indicate the base number of FP17s or Patient Questionnaire responses are less than 100. N/A is shown where the base number of responses is less than 10 during the period. % is calculated as Quantity/Base number\*100

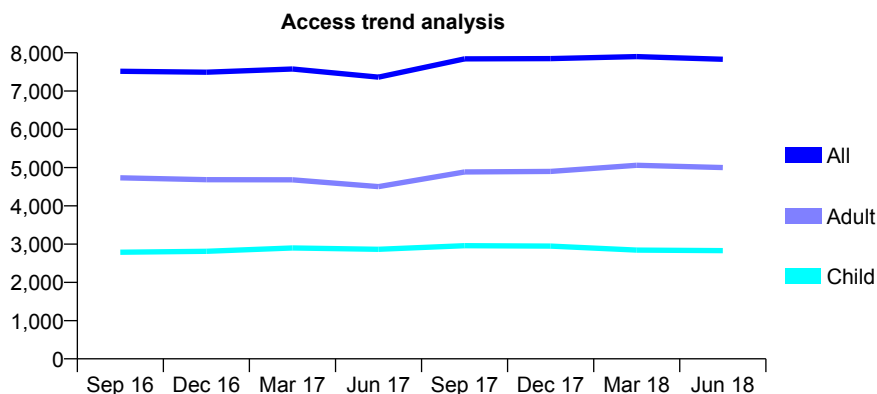
## Q60 - Vital Signs At a Glance Contract Report for 130354/0004 - June 2018

Name or company name	NHS Trust
Contract type name	Pilot Contract
Purpose of contract	General
Contract start date	01/11/2013
Contract end date	31/03/2019

18/19 Contracted general activity (UDA)	18,386
Carry forward general activity (UDA)	0
18/19 Contracted orthodontic activity (UOA)	0
Carry forward orthodontic activity (UOA)	0
Baseline contract value	£0.00

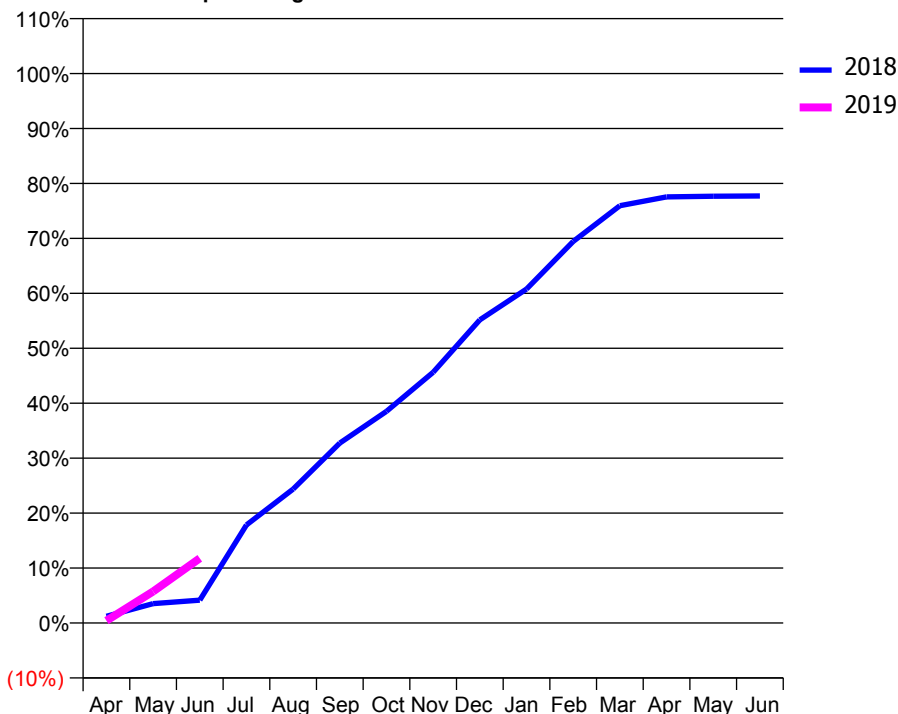
### ACCESS\*

Patients seen in 24 months	Total	Change since previous quarter
Quarter ending June 2017	7,365	
Quarter ending September 2017	7,842	↑
Quarter ending December 2017	7,848	→
Quarter ending March 2018	7,902	→
Quarter ending June 2018	7,832	→
<b>Variance since June 2017</b>	<b>6.3%</b>	<b>↑</b>



### ACTIVITY

Cumulative percentage of contracted UDA delivered 2018 & 2019



Month	Adjusted Scheduled Activity (UDA)	
	2018	2019
April	223	78
May	648	1,057
June	765	2,165
July	3,282	
August	4,483	
September	6,023	
October	7,083	
November	8,391	
December	10,146	
January	11,174	
February	12,768	
March	13,962	
April	14,258	
May	14,282	
June	14,287	

### QUALITY

	Quantity	Base Number	Contract	AT	Region	England
% of FP17s for the same patient ID Re-attending within 3 months - Children	54	680	7.9%	9.3%	11.3%	11.5%
% of FP17s for the same patient ID Re-attending within 3 months - Adults	79	970	8.1%	13.1%	14.9%	15.4%
% of FP17s for the same patient ID Re-attending between 3 & 9 months - Children	305	680	44.9%	61.2%	60.0%	58.9%
% of FP17s for the same patient ID Re-attending between 3 & 9 months - Adults	167	970	17.2%	55.8%	52.6%	51.6%
% of FP17s for Band 1 Urgent Courses	646	1,406	45.9%	6.9%	7.9%	8.9%
% of FP17s Relating to Free Repair or Replacements	0	1,406	0.0%	0.9%	0.8%	0.8%
% of FP17s Relating to Continuations	6	1,406	0.4%	1.1%	0.9%	0.9%
% of Patients satisfied with the dentistry they have received	1	1	N/A	93.4%	93.2%	93.2%
% of Patients satisfied with the time they had to wait for an appointment	1	1	N/A	90.7%	89.1%	88.8%

\* This is based on patients treated on this contract for their most recent course of treatment. Figures in italics indicate the base number of FP17s or Patient Questionnaire responses are less than 100. N/A is shown where the base number of responses is less than 10 during the period. % is calculated as Quantity/Base number\*100



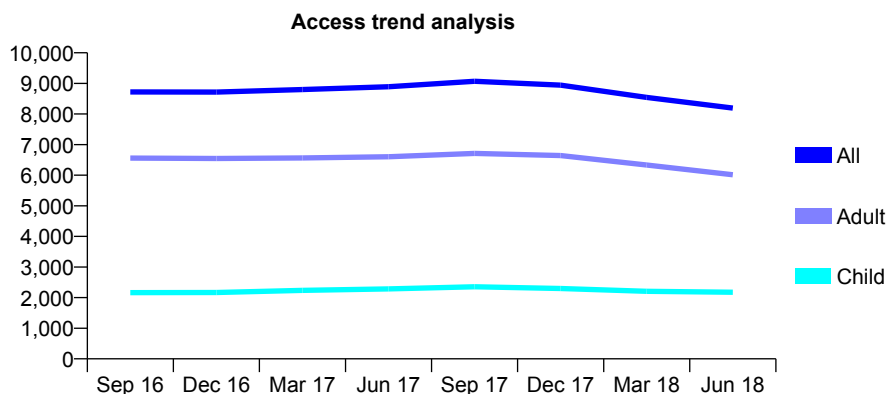
## Q60 - Vital Signs At a Glance Contract Report for 131407/0001 - June 2018

Name or company name	Tamworth House Dental Practice
Contract type name	GDS Contract
Purpose of contract	General
Contract start date	14/01/2010
Contract end date	

18/19 Contracted general activity (UDA)	21,500
Carry forward general activity (UDA)	0
18/19 Contracted orthodontic activity (UOA)	0
Carry forward orthodontic activity (UOA)	0
Baseline contract value	£536,363.95

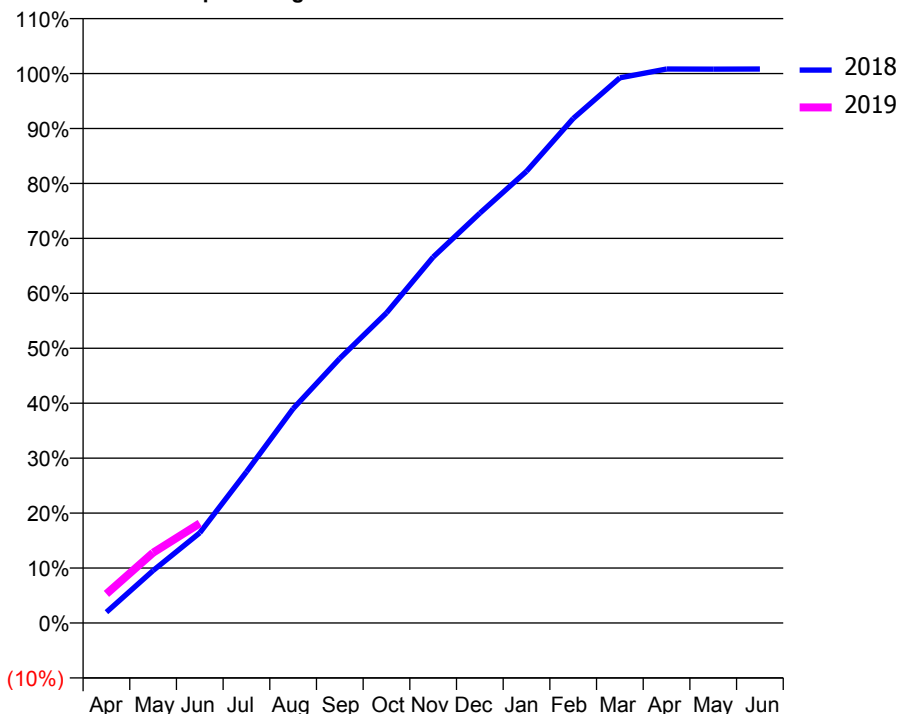
### ACCESS\*

Patients seen in 24 months	Total	Change since previous quarter
Quarter ending June 2017	8,892	
Quarter ending September 2017	9,069	→
Quarter ending December 2017	8,942	↓
Quarter ending March 2018	8,541	↓
Quarter ending June 2018	8,193	↓
<b>Variance since June 2017</b>	<b>(7.9%)</b>	<b>↓</b>



### ACTIVITY

Cumulative percentage of contracted UDA delivered 2018 & 2019



Month	Adjusted Scheduled Activity (UDA)	
	2018	2019
April	398	1,139
May	1,910	2,754
June	3,285	3,899
July	5,500	
August	7,801	
September	9,632	
October	11,288	
November	13,319	
December	14,916	
January	16,441	
February	18,362	
March	19,845	
April	20,165	
May	20,160	
June	20,164	

### QUALITY

	Quantity	Base Number	Contract	AT	Region	England
% of FP17s for the same patient ID Re-attending within 3 months - Children	47	634	7.4%	9.3%	11.3%	11.5%
% of FP17s for the same patient ID Re-attending within 3 months - Adults	178	1,584	11.2%	13.1%	14.9%	15.4%
% of FP17s for the same patient ID Re-attending between 3 & 9 months - Children	375	634	59.1%	61.2%	60.0%	58.9%
% of FP17s for the same patient ID Re-attending between 3 & 9 months - Adults	975	1,584	61.6%	55.8%	52.6%	51.6%
% of FP17s for Band 1 Urgent Courses	161	2,034	7.9%	6.9%	7.9%	8.9%
% of FP17s Relating to Free Repair or Replacements	19	2,034	0.9%	0.9%	0.8%	0.8%
% of FP17s Relating to Continuations	6	2,034	0.3%	1.1%	0.9%	0.9%
% of Patients satisfied with the dentistry they have received	3	4	N/A	93.4%	93.2%	93.2%
% of Patients satisfied with the time they had to wait for an appointment	4	4	N/A	90.7%	89.1%	88.8%

\* This is based on patients treated on this contract for their most recent course of treatment. Figures in italics indicate the base number of FP17s or Patient Questionnaire responses are less than 100. N/A is shown where the base number of responses is less than 10 during the period. % is calculated as Quantity/Base number\*100

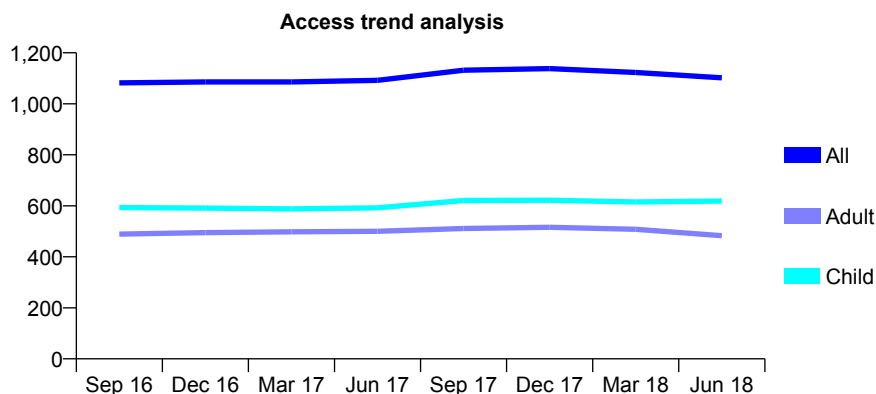
## Q60 - Vital Signs At a Glance Contract Report for 131512/0001 - June 2018

Name or company name	Bridge Dental Practice Ltd
Contract type name	GDS Contract
Purpose of contract	General
Contract start date	01/08/2009
Contract end date	

18/19 Contracted general activity (UDA)	2,882
Carry forward general activity (UDA)	0
18/19 Contracted orthodontic activity (UOA)	0
Carry forward orthodontic activity (UOA)	0
Baseline contract value	£65,680.70

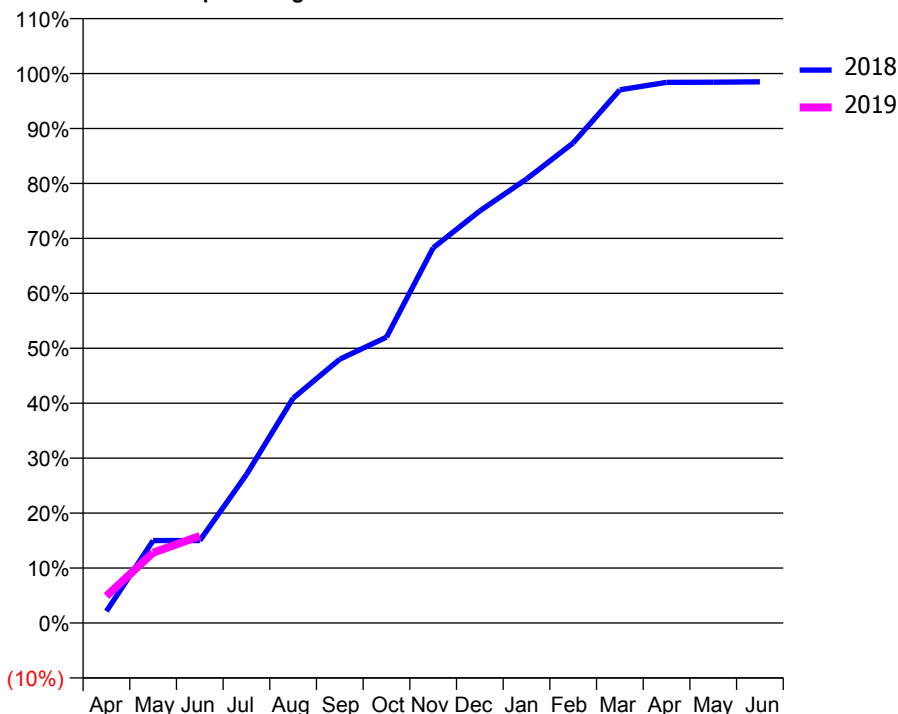
### ACCESS\*

Patients seen in 24 months	Total	Change since previous quarter
Quarter ending June 2017	1,092	
Quarter ending September 2017	1,132	↑
Quarter ending December 2017	1,138	→
Quarter ending March 2018	1,123	↓
Quarter ending June 2018	1,102	↓
<b>Variance since June 2017</b>	<b>0.9%</b>	<b>→</b>



### ACTIVITY

Cumulative percentage of contracted UDA delivered 2018 & 2019



Adjusted Scheduled Activity (UDA)

Month	2018	2019
April	62	142
May	433	369
June	433	456
July	779	
August	1,180	
September	1,384	
October	1,499	
November	1,968	
December	2,161	
January	2,329	
February	2,518	
March	2,796	
April	2,836	
May	2,837	
June	2,839	

### QUALITY

	Quantity	Base Number	Contract	AT	Region	England
% of FP17s for the same patient ID Re-attending within 3 months - Children	19	210	9.0%	9.3%	11.3%	11.5%
% of FP17s for the same patient ID Re-attending within 3 months - Adults	21	115	18.3%	13.1%	14.9%	15.4%
% of FP17s for the same patient ID Re-attending between 3 & 9 months - Children	129	210	61.4%	61.2%	60.0%	58.9%
% of FP17s for the same patient ID Re-attending between 3 & 9 months - Adults	67	115	58.3%	55.8%	52.6%	51.6%
% of FP17s for Band 1 Urgent Courses	15	300	5.0%	6.9%	7.9%	8.9%
% of FP17s Relating to Free Repair or Replacements	0	300	0.0%	0.9%	0.8%	0.8%
% of FP17s Relating to Continuations	0	300	0.0%	1.1%	0.9%	0.9%
% of Patients satisfied with the dentistry they have received	1	1	N/A	93.4%	93.2%	93.2%
% of Patients satisfied with the time they had to wait for an appointment	1	1	N/A	90.7%	89.1%	88.8%

\* This is based on patients treated on this contract for their most recent course of treatment. Figures in italics indicate the base number of FP17s or Patient Questionnaire responses are less than 100. N/A is shown where the base number of responses is less than 10 during the period. % is calculated as Quantity/Base number\*100

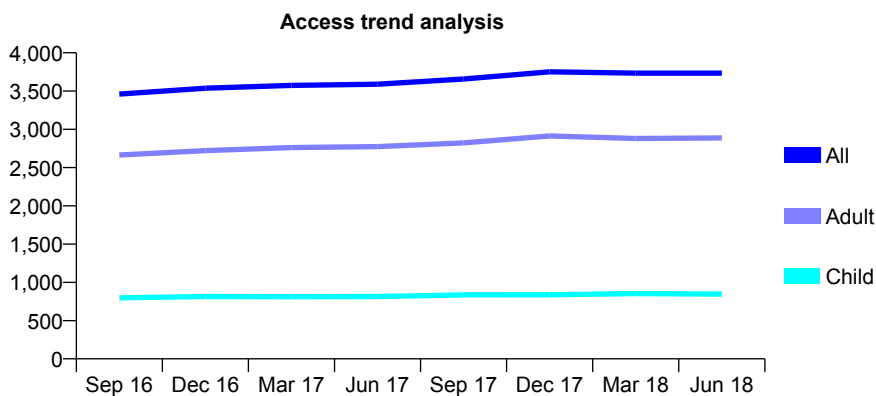
## Q60 - Vital Signs At a Glance Contract Report for 133272/0001 - June 2018

Name or company name	Pall Mall Dental Limited
Contract type name	GDS Contract
Purpose of contract	General
Contract start date	01/07/2008
Contract end date	

18/19 Contracted general activity (UDA)	19,793
Carry forward general activity (UDA)	0
18/19 Contracted orthodontic activity (UOA)	0
Carry forward orthodontic activity (UOA)	0
Baseline contract value	£528,367.07

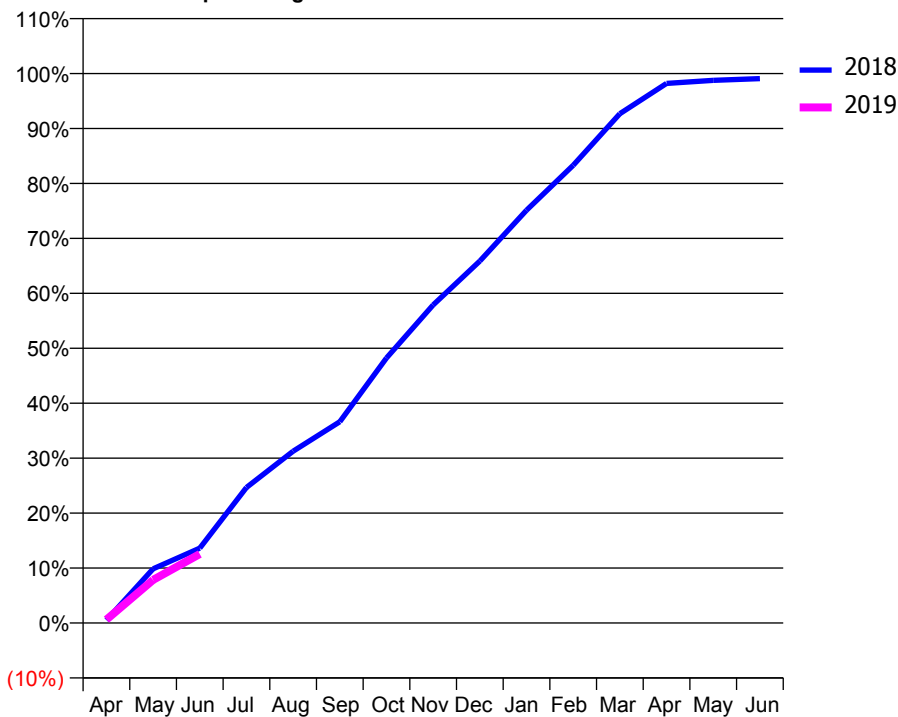
### ACCESS\*

Patients seen in 24 months	Total	Change since previous quarter
Quarter ending June 2017	3,589	
Quarter ending September 2017	3,658	→
Quarter ending December 2017	3,751	↑
Quarter ending March 2018	3,734	→
Quarter ending June 2018	3,734	→
<b>Variance since June 2017</b>	<b>4.0%</b>	<b>↑</b>



### ACTIVITY

Cumulative percentage of contracted UDA delivered 2018 & 2019



Adjusted Scheduled Activity (UDA)

Month	2018	2019
April	68	124
May	1,261	1,556
June	1,742	2,487
July	3,157	
August	3,999	
September	4,686	
October	6,172	
November	7,405	
December	8,428	
January	9,610	
February	10,656	
March	11,859	
April	12,563	
May	12,635	
June	12,673	

### QUALITY

	Quantity	Base Number	Contract	AT	Region	England
% of FP17s for the same patient ID Re-attending within 3 months - Children	27	320	8.4%	9.3%	11.3%	11.5%
% of FP17s for the same patient ID Re-attending within 3 months - Adults	150	1,089	13.8%	13.1%	14.9%	15.4%
% of FP17s for the same patient ID Re-attending between 3 & 9 months - Children	192	320	60.0%	61.2%	60.0%	58.9%
% of FP17s for the same patient ID Re-attending between 3 & 9 months - Adults	631	1,089	57.9%	55.8%	52.6%	51.6%
% of FP17s for Band 1 Urgent Courses	141	1,108	12.7%	6.9%	7.9%	8.9%
% of FP17s Relating to Free Repair or Replacements	4	1,108	0.4%	0.9%	0.8%	0.8%
% of FP17s Relating to Continuations	9	1,108	0.8%	1.1%	0.9%	0.9%
% of Patients satisfied with the dentistry they have received	4	4	N/A	93.4%	93.2%	93.2%
% of Patients satisfied with the time they had to wait for an appointment	2	4	N/A	90.7%	89.1%	88.8%

\* This is based on patients treated on this contract for their most recent course of treatment. Figures in italics indicate the base number of FP17s or Patient Questionnaire responses are less than 100. N/A is shown where the base number of responses is less than 10 during the period. % is calculated as Quantity/Base number\*100

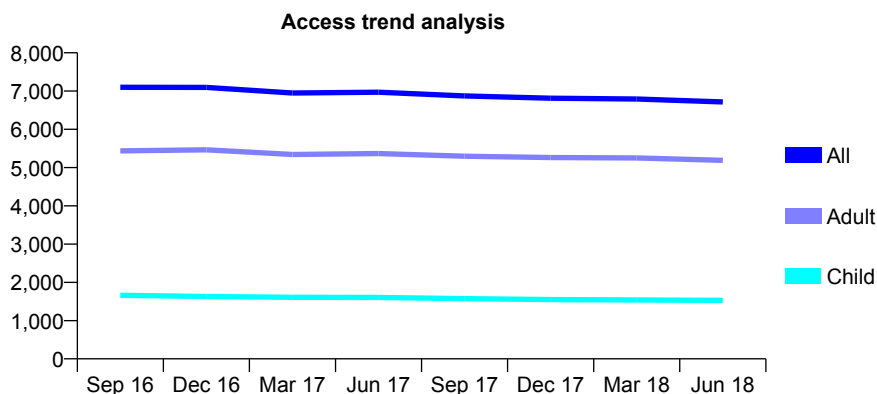
## Q60 - Vital Signs At a Glance Contract Report for 133574/0001 - June 2018

Name or company name	The Dividy Road Dental Practice Partnersh
Contract type name	GDS Contract
Purpose of contract	General
Contract start date	22/12/2011
Contract end date	

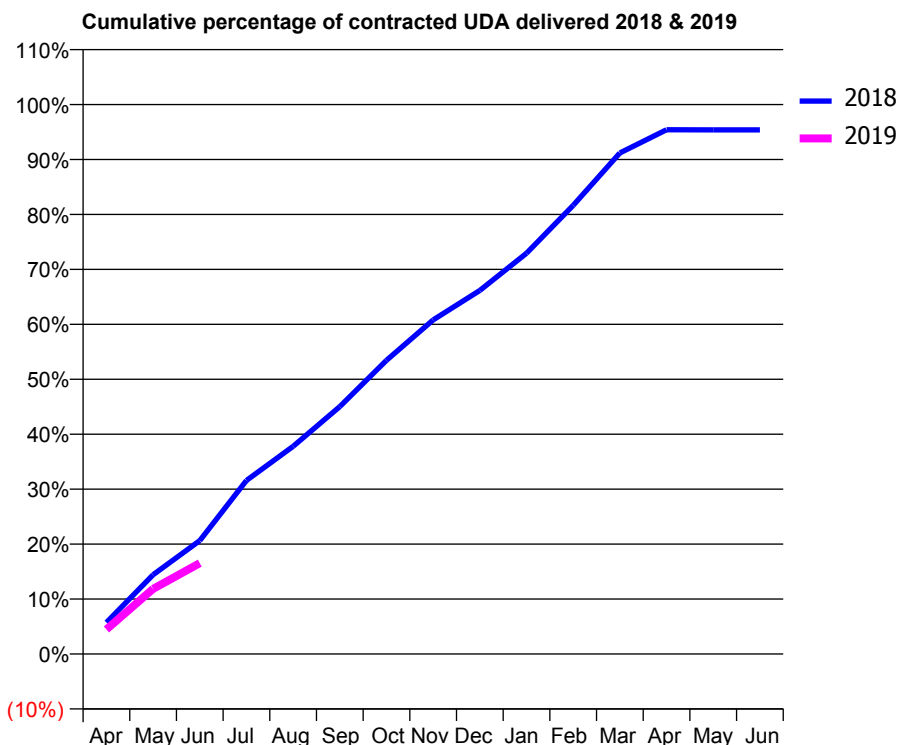
18/19 Contracted general activity (UDA)	20,205
Carry forward general activity (UDA)	0
18/19 Contracted orthodontic activity (UOA)	0
Carry forward orthodontic activity (UOA)	0
Baseline contract value	£501,082.39

### ACCESS\*

Patients seen in 24 months	Total	Change since previous quarter
Quarter ending June 2017	6,971	
Quarter ending September 2017	6,871	↓
Quarter ending December 2017	6,812	→
Quarter ending March 2018	6,793	→
Quarter ending June 2018	6,716	↓
<b>Variance since June 2017</b>	<b>(3.7%)</b>	<b>↓</b>



### ACTIVITY



Month	Adjusted Scheduled Activity (UDA)	
	2018	2019
April	1,161	905
May	2,917	2,396
June	4,170	3,341
July	6,381	
August	7,639	
September	9,100	
October	10,799	
November	12,284	
December	13,367	
January	14,735	
February	16,498	
March	18,421	
April	19,276	
May	19,273	
June	19,273	

### QUALITY

	Quantity	Base Number	Contract	AT	Region	England
% of FP17s for the same patient ID Re-attending within 3 months - Children	26	428	6.1%	9.3%	11.3%	11.5%
% of FP17s for the same patient ID Re-attending within 3 months - Adults	157	1,430	11.0%	13.1%	14.9%	15.4%
% of FP17s for the same patient ID Re-attending between 3 & 9 months - Children	226	428	52.8%	61.2%	60.0%	58.9%
% of FP17s for the same patient ID Re-attending between 3 & 9 months - Adults	721	1,430	50.4%	55.8%	52.6%	51.6%
% of FP17s for Band 1 Urgent Courses	99	1,543	6.4%	6.9%	7.9%	8.9%
% of FP17s Relating to Free Repair or Replacements	8	1,543	0.5%	0.9%	0.8%	0.8%
% of FP17s Relating to Continuations	28	1,543	1.8%	1.1%	0.9%	0.9%
% of Patients satisfied with the dentistry they have received	8	9	N/A	93.4%	93.2%	93.2%
% of Patients satisfied with the time they had to wait for an appointment	8	9	N/A	90.7%	89.1%	88.8%

\* This is based on patients treated on this contract for their most recent course of treatment. Figures in italics indicate the base number of FP17s or Patient Questionnaire responses are less than 100. N/A is shown where the base number of responses is less than 10 during the period. % is calculated as Quantity/Base number\*100

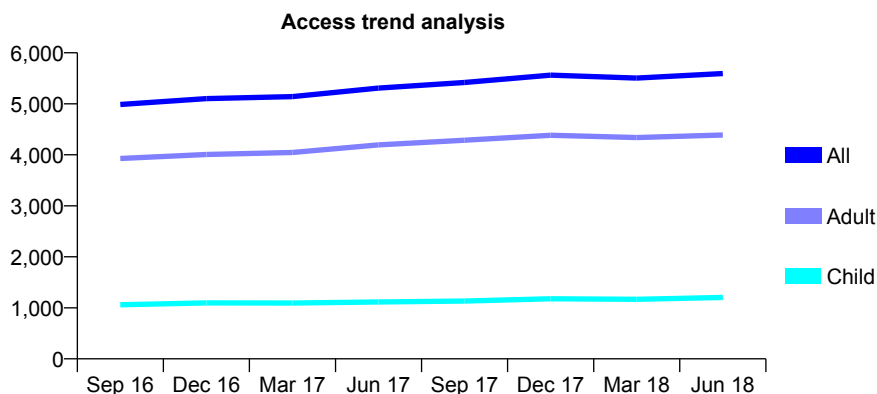
## Q60 - Vital Signs At a Glance Contract Report for 136220/0001 - June 2018

Name or company name	Abbey House Dental Practice Limited
Contract type name	GDS Contract
Purpose of contract	General
Contract start date	01/06/2009
Contract end date	

18/19 Contracted general activity (UDA)	16,854
Carry forward general activity (UDA)	0
18/19 Contracted orthodontic activity (UOA)	0
Carry forward orthodontic activity (UOA)	0
Baseline contract value	£405,953.50

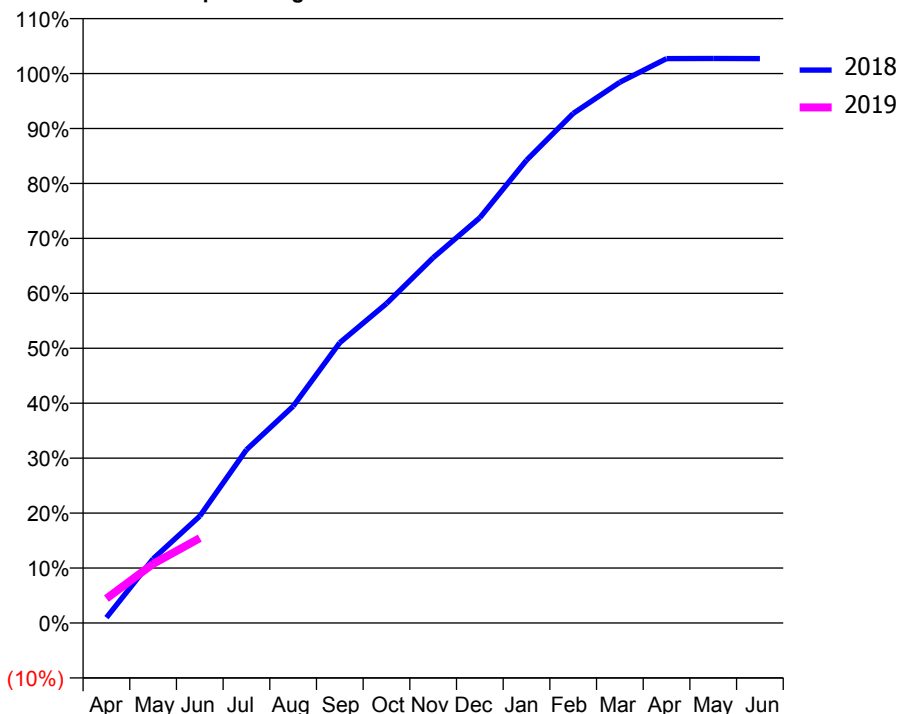
### ACCESS\*

Patients seen in 24 months	Total	Change since previous quarter
Quarter ending June 2017	5,308	
Quarter ending September 2017	5,419	↑
Quarter ending December 2017	5,562	↑
Quarter ending March 2018	5,505	↓
Quarter ending June 2018	5,594	→
<b>Variance since June 2017</b>	<b>5.4%</b>	<b>↑</b>



### ACTIVITY

Cumulative percentage of contracted UDA delivered 2018 & 2019



Month	Adjusted Scheduled Activity (UDA)	
	2018	2019
April	125	751
May	1,502	1,814
June	2,500	2,602
July	4,055	
August	5,070	
September	6,558	
October	7,471	
November	8,545	
December	9,480	
January	10,824	
February	11,921	
March	12,652	
April	13,202	
May	13,205	
June	13,202	

### QUALITY

	Quantity	Base Number	Contract	AT	Region	England
% of FP17s for the same patient ID Re-attending within 3 months - Children	30	468	6.4%	9.3%	11.3%	11.5%
% of FP17s for the same patient ID Re-attending within 3 months - Adults	100	1,234	8.1%	13.1%	14.9%	15.4%
% of FP17s for the same patient ID Re-attending between 3 & 9 months - Children	280	468	59.8%	61.2%	60.0%	58.9%
% of FP17s for the same patient ID Re-attending between 3 & 9 months - Adults	523	1,234	42.4%	55.8%	52.6%	51.6%
% of FP17s for Band 1 Urgent Courses	95	1,397	6.8%	6.9%	7.9%	8.9%
% of FP17s Relating to Free Repair or Replacements	8	1,397	0.6%	0.9%	0.8%	0.8%
% of FP17s Relating to Continuations	2	1,397	0.1%	1.1%	0.9%	0.9%
% of Patients satisfied with the dentistry they have received	6	6	N/A	93.4%	93.2%	93.2%
% of Patients satisfied with the time they had to wait for an appointment	6	6	N/A	90.7%	89.1%	88.8%

\* This is based on patients treated on this contract for their most recent course of treatment. Figures in italics indicate the base number of FP17s or Patient Questionnaire responses are less than 100. N/A is shown where the base number of responses is less than 10 during the period. % is calculated as Quantity/Base number\*100

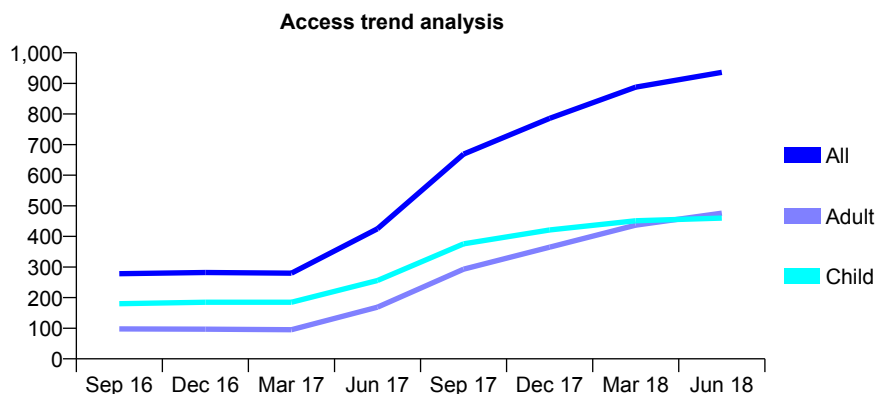
## Q60 - Vital Signs At a Glance Contract Report for 136298/0001 - June 2018

Name or company name	MTM Dentistry Ltd
Contract type name	GDS Contract
Purpose of contract	General
Contract start date	01/04/2010
Contract end date	

18/19 Contracted general activity (UDA)	2,503
Carry forward general activity (UDA)	0
18/19 Contracted orthodontic activity (UOA)	0
Carry forward orthodontic activity (UOA)	0
Baseline contract value	£59,121.59

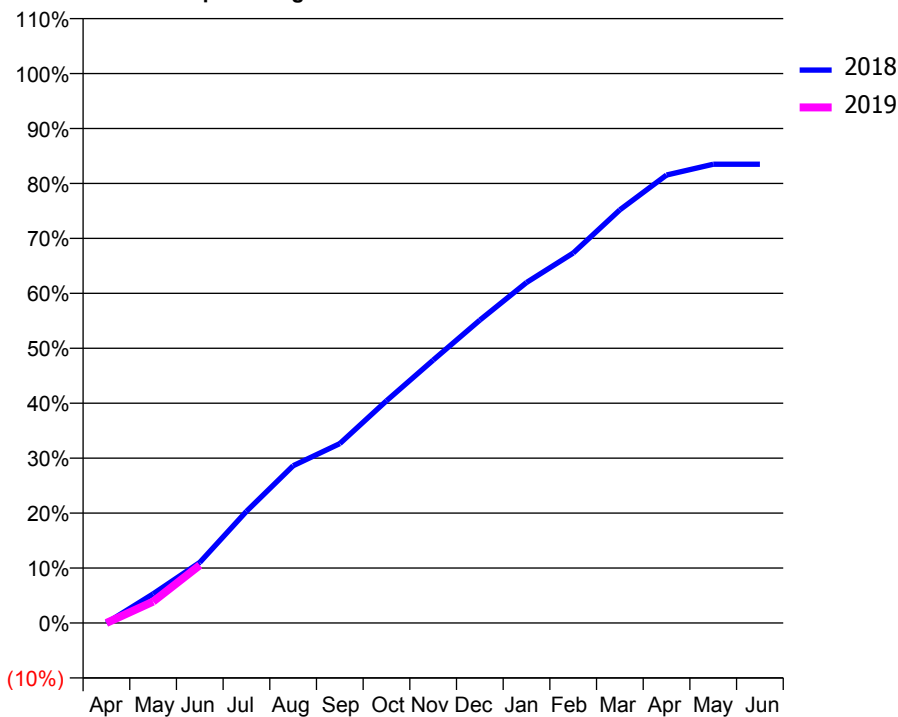
### ACCESS\*

Patients seen in 24 months	Total	Change since previous quarter
Quarter ending June 2017	425	
Quarter ending September 2017	669	↑
Quarter ending December 2017	786	↑
Quarter ending March 2018	888	↑
Quarter ending June 2018	936	↑
<b>Variance since June 2017</b>	<b>120.2%</b>	<b>↑</b>



### ACTIVITY

Cumulative percentage of contracted UDA delivered 2018 & 2019



Adjusted Scheduled Activity (UDA)

Month	2018	2019
April	0	0
May	133	97
June	276	264
July	508	
August	717	
September	817	
October	1,012	
November	1,197	
December	1,380	
January	1,551	
February	1,685	
March	1,882	
April	2,040	
May	2,090	
June	2,090	

### QUALITY

	Quantity	Base Number	Contract	AT	Region	England
% of FP17s for the same patient ID Re-attending within 3 months - Children	2	173	1.2%	9.3%	11.3%	11.5%
% of FP17s for the same patient ID Re-attending within 3 months - Adults	5	148	3.4%	13.1%	14.9%	15.4%
% of FP17s for the same patient ID Re-attending between 3 & 9 months - Children	105	173	60.7%	61.2%	60.0%	58.9%
% of FP17s for the same patient ID Re-attending between 3 & 9 months - Adults	88	148	59.5%	55.8%	52.6%	51.6%
% of FP17s for Band 1 Urgent Courses	8	186	4.3%	6.9%	7.9%	8.9%
% of FP17s Relating to Free Repair or Replacements	1	186	0.5%	0.9%	0.8%	0.8%
% of FP17s Relating to Continuations	0	186	0.0%	1.1%	0.9%	0.9%
% of Patients satisfied with the dentistry they have received	1	1	N/A	93.4%	93.2%	93.2%
% of Patients satisfied with the time they had to wait for an appointment	1	1	N/A	90.7%	89.1%	88.8%

\* This is based on patients treated on this contract for their most recent course of treatment. Figures in italics indicate the base number of FP17s or Patient Questionnaire responses are less than 100. N/A is shown where the base number of responses is less than 10 during the period. % is calculated as Quantity/Base number\*100

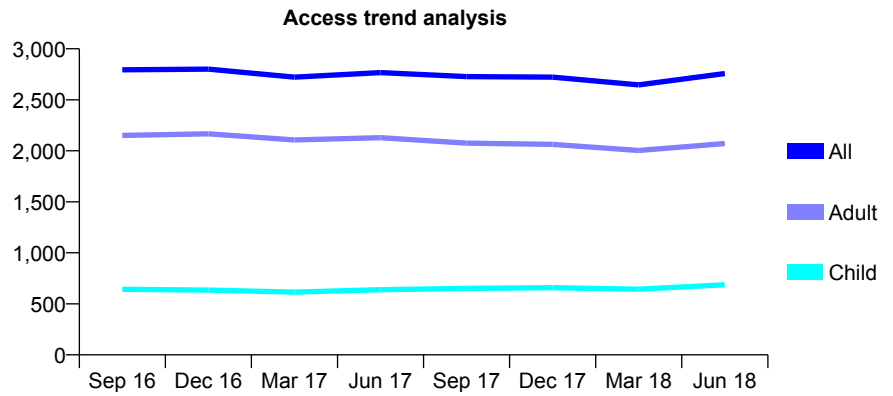
## Q60 - Vital Signs At a Glance Contract Report for 138584/0001 - June 2018

Name or company name	SM Dental Care
Contract type name	GDS Contract
Purpose of contract	General
Contract start date	01/04/2014
Contract end date	

18/19 Contracted general activity (UDA)	13,567
Carry forward general activity (UDA)	0
18/19 Contracted orthodontic activity (UOA)	0
Carry forward orthodontic activity (UOA)	0
Baseline contract value	£315,327.35

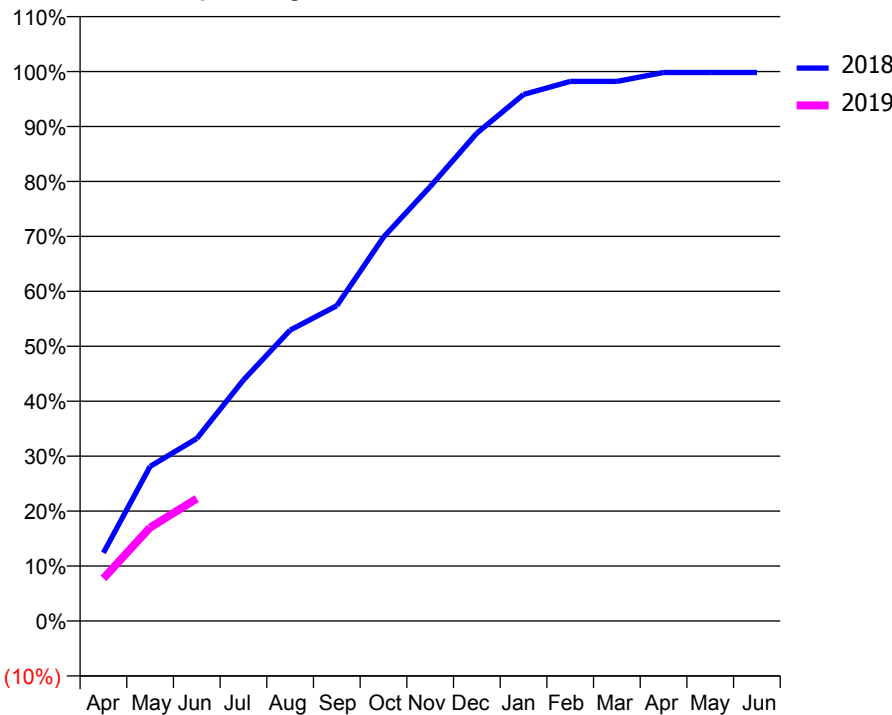
### ACCESS\*

Patients seen in 24 months	Total	Change since previous quarter
Quarter ending June 2017	2,767	
Quarter ending September 2017	2,727	↓
Quarter ending December 2017	2,722	→
Quarter ending March 2018	2,647	↓
Quarter ending June 2018	2,758	↑
<b>Variance since June 2017</b>	<b>(0.3%)</b>	→



### ACTIVITY

Cumulative percentage of contracted UDA delivered 2018 & 2019



Month	Adjusted Scheduled Activity (UDA)	
	2018	2019
April	815	1,051
May	1,848	2,308
June	2,181	3,021
July	2,881	
August	3,476	
September	3,767	
October	4,588	
November	5,190	
December	5,830	
January	6,292	
February	6,448	
March	6,448	
April	6,556	
May	6,556	
June	6,556	

### QUALITY

	Quantity	Base Number	Contract	AT	Region	England
% of FP17s for the same patient ID Re-attending within 3 months - Children	16	431	3.7%	9.3%	11.3%	11.5%
% of FP17s for the same patient ID Re-attending within 3 months - Adults	114	1,189	9.6%	13.1%	14.9%	15.4%
% of FP17s for the same patient ID Re-attending between 3 & 9 months - Children	283	431	65.7%	61.2%	60.0%	58.9%
% of FP17s for the same patient ID Re-attending between 3 & 9 months - Adults	723	1,189	60.8%	55.8%	52.6%	51.6%
% of FP17s for Band 1 Urgent Courses	53	1,448	3.7%	6.9%	7.9%	8.9%
% of FP17s Relating to Free Repair or Replacements	3	1,448	0.2%	0.9%	0.8%	0.8%
% of FP17s Relating to Continuations	30	1,448	2.1%	1.1%	0.9%	0.9%
% of Patients satisfied with the dentistry they have received	2	2	N/A	93.4%	93.2%	93.2%
% of Patients satisfied with the time they had to wait for an appointment	2	2	N/A	90.7%	89.1%	88.8%

\* This is based on patients treated on this contract for their most recent course of treatment. Figures in italics indicate the base number of FP17s or Patient Questionnaire responses are less than 100. N/A is shown where the base number of responses is less than 10 during the period. % is calculated as Quantity/Base number\*100

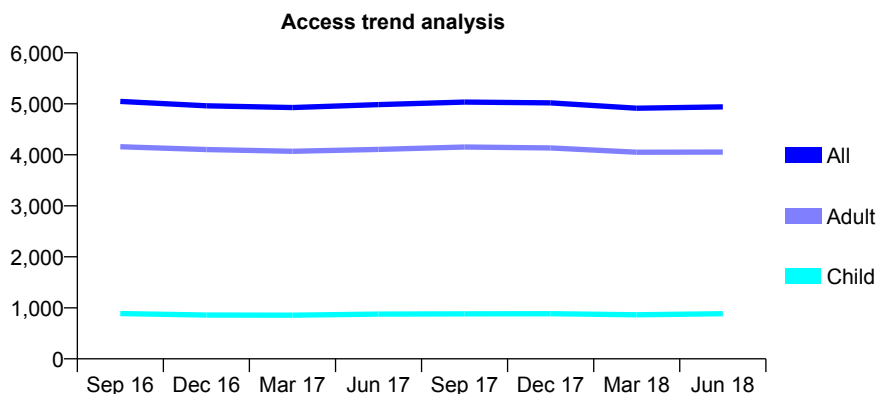
## Q60 - Vital Signs At a Glance Contract Report for 138584/0002 - June 2018

Name or company name	SM Dental Care
Contract type name	GDS Contract
Purpose of contract	General
Contract start date	01/04/2014
Contract end date	

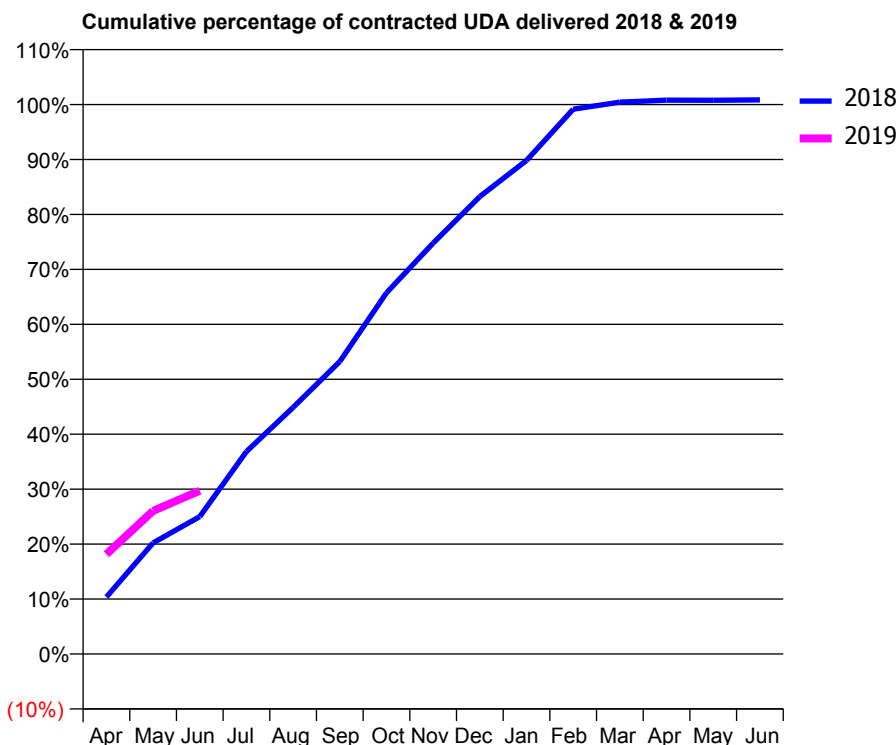
18/19 Contracted general activity (UDA)	16,106
Carry forward general activity (UDA)	0
18/19 Contracted orthodontic activity (UOA)	0
Carry forward orthodontic activity (UOA)	0
Baseline contract value	£304,996.93

### ACCESS\*

Patients seen in 24 months	Total	Change since previous quarter
Quarter ending June 2017	4,985	
Quarter ending September 2017	5,035	→
Quarter ending December 2017	5,019	→
Quarter ending March 2018	4,915	↓
Quarter ending June 2018	4,939	→
<b>Variance since June 2017</b>	<b>(0.9%)</b>	→



### ACTIVITY



Month	Adjusted Scheduled Activity (UDA)	
	2018	2019
April	1,672	2,924
May	3,258	4,196
June	4,029	4,784
July	5,934	
August	7,230	
September	8,573	
October	10,586	
November	12,045	
December	13,406	
January	14,468	
February	15,966	
March	16,176	
April	16,233	
May	16,231	
June	16,243	

### QUALITY

	Quantity	Base Number	Contract	AT	Region	England
% of FP17s for the same patient ID Re-attending within 3 months - Children	17	471	3.6%	9.3%	11.3%	11.5%
% of FP17s for the same patient ID Re-attending within 3 months - Adults	234	2,105	11.1%	13.1%	14.9%	15.4%
% of FP17s for the same patient ID Re-attending between 3 & 9 months - Children	352	471	74.7%	61.2%	60.0%	58.9%
% of FP17s for the same patient ID Re-attending between 3 & 9 months - Adults	1,438	2,105	68.3%	55.8%	52.6%	51.6%
% of FP17s for Band 1 Urgent Courses	81	2,556	3.2%	6.9%	7.9%	8.9%
% of FP17s Relating to Free Repair or Replacements	17	2,556	0.7%	0.9%	0.8%	0.8%
% of FP17s Relating to Continuations	64	2,556	2.5%	1.1%	0.9%	0.9%
% of Patients satisfied with the dentistry they have received	2	2	N/A	93.4%	93.2%	93.2%
% of Patients satisfied with the time they had to wait for an appointment	2	2	N/A	90.7%	89.1%	88.8%

\* This is based on patients treated on this contract for their most recent course of treatment. Figures in italics indicate the base number of FP17s or Patient Questionnaire responses are less than 100. N/A is shown where the base number of responses is less than 10 during the period. % is calculated as Quantity/Base number\*100



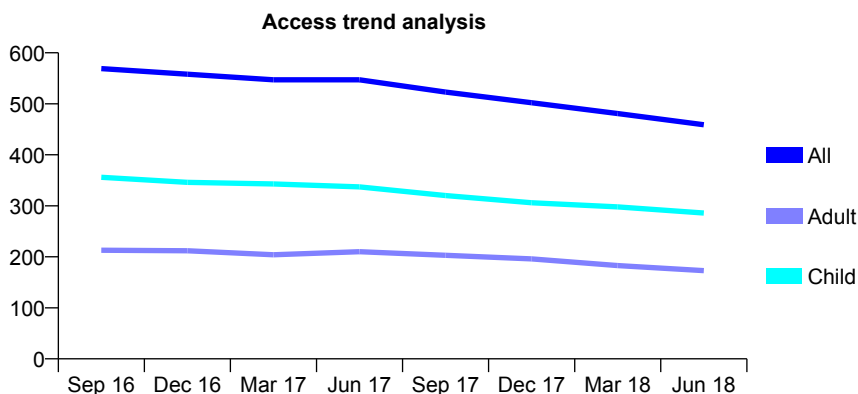
## Q60 - Vital Signs At a Glance Contract Report for 139769/0001 - June 2018

Name or company name	Winchester House Dental Practice
Contract type name	GDS Contract
Purpose of contract	General
Contract start date	01/01/2009
Contract end date	

18/19 Contracted general activity (UDA)	1,200
Carry forward general activity (UDA)	0
18/19 Contracted orthodontic activity (UOA)	0
Carry forward orthodontic activity (UOA)	0
Baseline contract value	£28,098.69

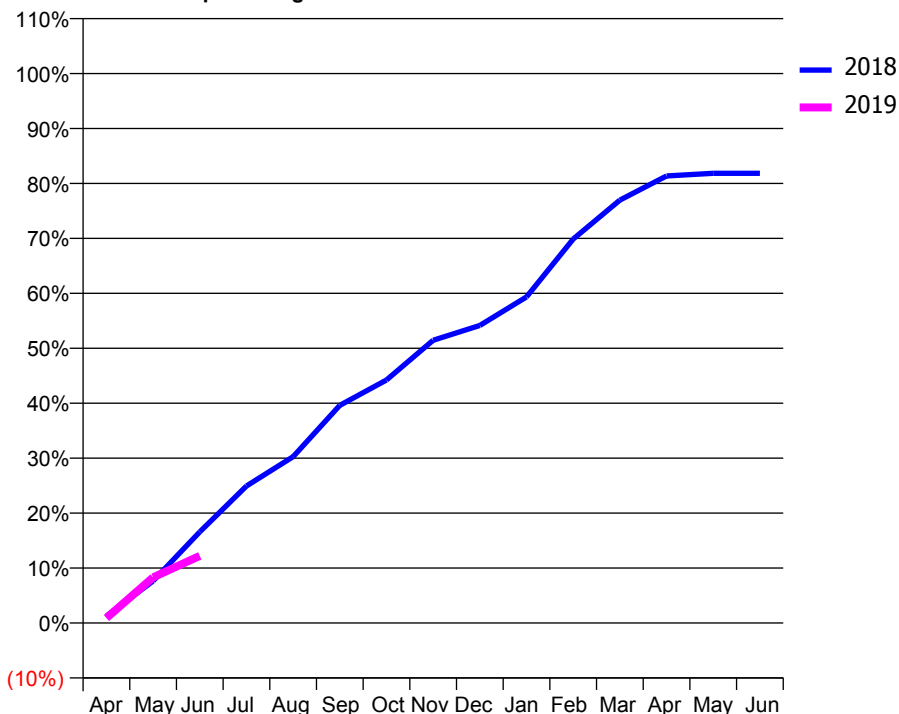
### ACCESS\*

Patients seen in 24 months	Total	Change since previous quarter
Quarter ending June 2017	547	
Quarter ending September 2017	523	↓
Quarter ending December 2017	502	↓
Quarter ending March 2018	481	↓
Quarter ending June 2018	459	↓
<b>Variance since June 2017</b>	<b>(16.1%)</b>	<b>↓</b>



### ACTIVITY

Cumulative percentage of contracted UDA delivered 2018 & 2019



Adjusted Scheduled Activity (UDA)

Month	2018	2019
April	15	11
May	92	100
June	199	147
July	299	
August	363	
September	475	
October	531	
November	618	
December	650	
January	712	
February	839	
March	924	
April	976	
May	982	
June	982	

### QUALITY

	Quantity	Base Number	Contract	AT	Region	England
% of FP17s for the same patient ID Re-attending within 3 months - Children	8	101	7.9%	9.3%	11.3%	11.5%
% of FP17s for the same patient ID Re-attending within 3 months - Adults	6	43	14.0%	13.1%	14.9%	15.4%
% of FP17s for the same patient ID Re-attending between 3 & 9 months - Children	63	101	62.4%	61.2%	60.0%	58.9%
% of FP17s for the same patient ID Re-attending between 3 & 9 months - Adults	21	43	48.8%	55.8%	52.6%	51.6%
% of FP17s for Band 1 Urgent Courses	3	104	2.9%	6.9%	7.9%	8.9%
% of FP17s Relating to Free Repair or Replacements	0	104	0.0%	0.9%	0.8%	0.8%
% of FP17s Relating to Continuations	3	104	2.9%	1.1%	0.9%	0.9%
% of Patients satisfied with the dentistry they have received	4	5	N/A	93.4%	93.2%	93.2%
% of Patients satisfied with the time they had to wait for an appointment	4	5	N/A	90.7%	89.1%	88.8%

\* This is based on patients treated on this contract for their most recent course of treatment. Figures in italics indicate the base number of FP17s or Patient Questionnaire responses are less than 100. N/A is shown where the base number of responses is less than 10 during the period. % is calculated as Quantity/Base number\*100

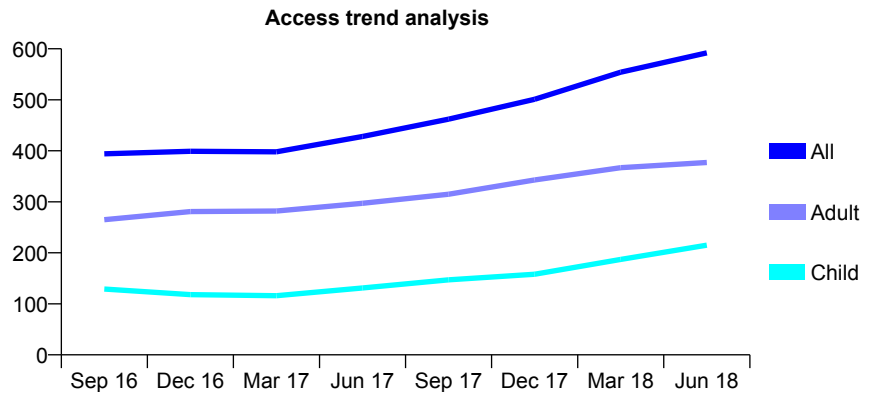
## Q60 - Vital Signs At a Glance Contract Report for 139858/0001 - June 2018

Name or company name	SpaDental Whitchurch LLP
Contract type name	GDS Contract
Purpose of contract	General
Contract start date	01/10/2015
Contract end date	

18/19 Contracted general activity (UDA)	4,000
Carry forward general activity (UDA)	0
18/19 Contracted orthodontic activity (UOA)	0
Carry forward orthodontic activity (UOA)	0
Baseline contract value	£92,043.16

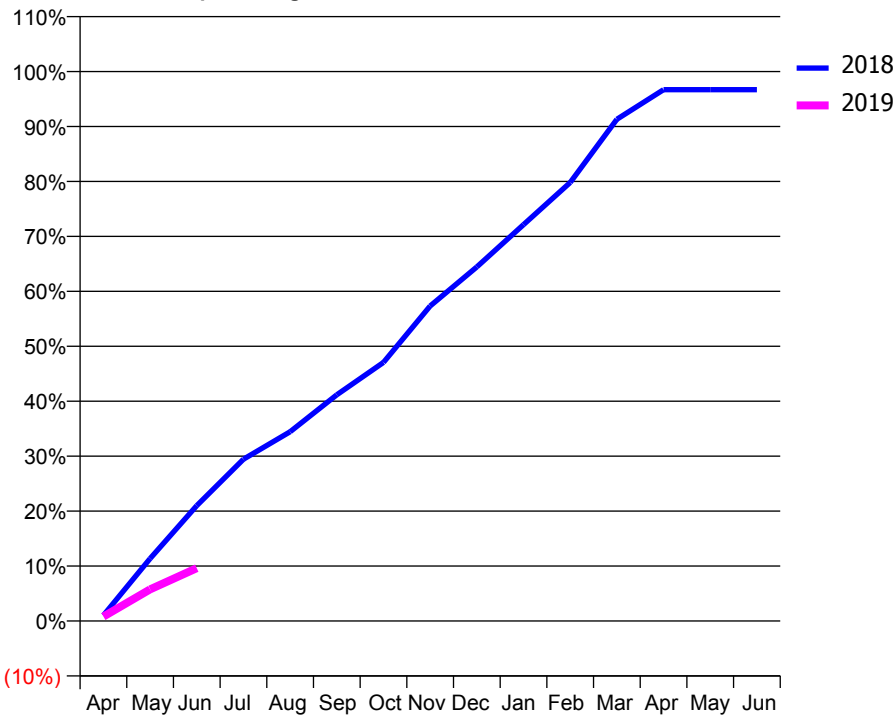
### ACCESS\*

Patients seen in 24 months	Total	Change since previous quarter
Quarter ending June 2017	428	
Quarter ending September 2017	462	↑
Quarter ending December 2017	501	↑
Quarter ending March 2018	554	↑
Quarter ending June 2018	592	↑
<b>Variance since June 2017</b>	<b>38.3%</b>	<b>↑</b>



### ACTIVITY

Cumulative percentage of contracted UDA delivered 2018 & 2019



Adjusted Scheduled Activity (UDA)		
Month	2018	2019
April	24	33
May	262	230
June	483	385
July	677	
August	792	
September	947	
October	1,082	
November	1,319	
December	1,482	
January	1,659	
February	1,836	
March	2,100	
April	2,224	
May	2,224	
June	2,224	

### QUALITY

	Quantity	Base Number	Contract	AT	Region	England
% of FP17s for the same patient ID Re-attending within 3 months - Children	5	78	6.4%	9.3%	11.3%	11.5%
% of FP17s for the same patient ID Re-attending within 3 months - Adults	29	163	17.8%	13.1%	14.9%	15.4%
% of FP17s for the same patient ID Re-attending between 3 & 9 months - Children	32	78	41.0%	61.2%	60.0%	58.9%
% of FP17s for the same patient ID Re-attending between 3 & 9 months - Adults	91	163	55.8%	55.8%	52.6%	51.6%
% of FP17s for Band 1 Urgent Courses	15	193	7.8%	6.9%	7.9%	8.9%
% of FP17s Relating to Free Repair or Replacements	2	193	1.0%	0.9%	0.8%	0.8%
% of FP17s Relating to Continuations	2	193	1.0%	1.1%	0.9%	0.9%
% of Patients satisfied with the dentistry they have received	1	1	N/A	93.4%	93.2%	93.2%
% of Patients satisfied with the time they had to wait for an appointment	1	1	N/A	90.7%	89.1%	88.8%

\* This is based on patients treated on this contract for their most recent course of treatment. Figures in italics indicate the base number of FP17s or Patient Questionnaire responses are less than 100. N/A is shown where the base number of responses is less than 10 during the period. % is calculated as Quantity/Base number\*100

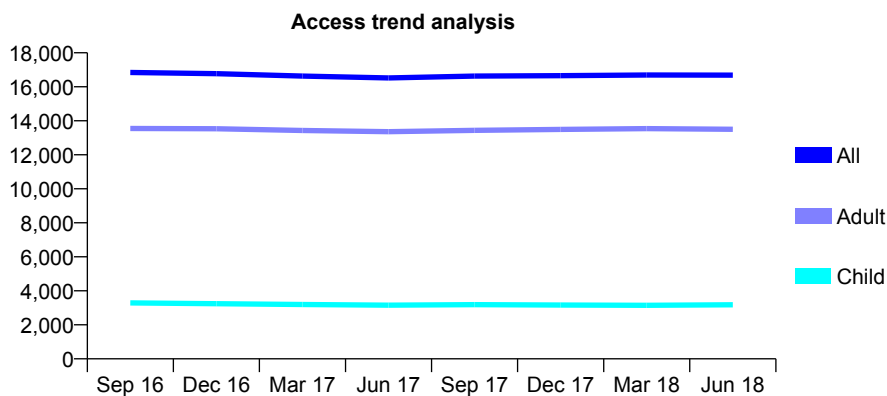
## Q60 - Vital Signs At a Glance Contract Report for 139920/0001 - June 2018

Name or company name	Shelton Dental Centre
Contract type name	GDS Contract
Purpose of contract	General and Orthodontic
Contract start date	01/04/2012
Contract end date	

18/19 Contracted general activity (UDA)	47,905
Carry forward general activity (UDA)	0
18/19 Contracted orthodontic activity (UOA)	937
Carry forward orthodontic activity (UOA)	0
Baseline contract value	£1,152,203.95

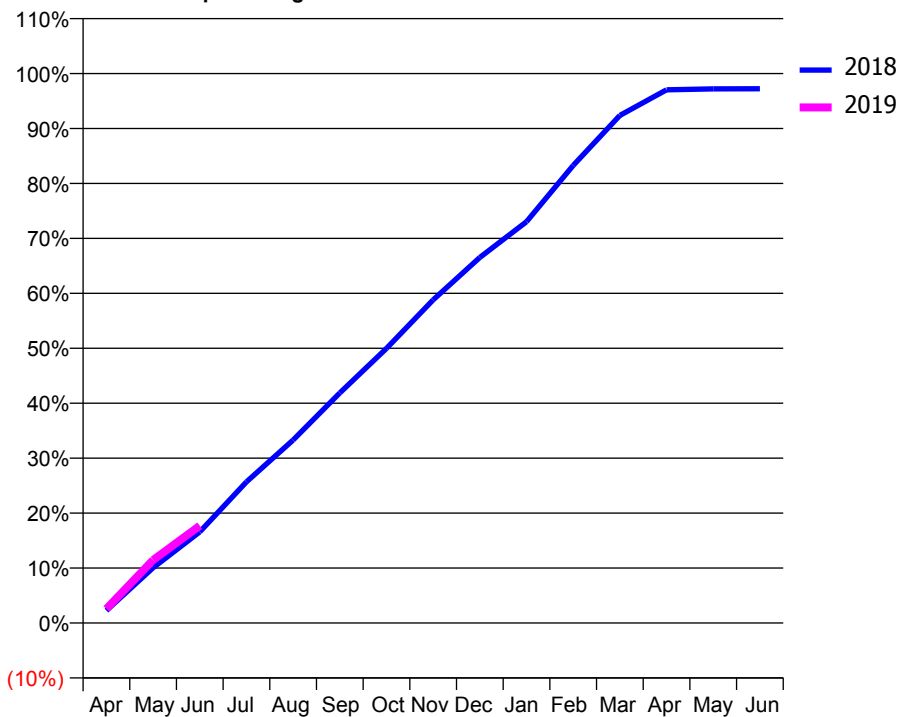
### ACCESS\*

Patients seen in 24 months	Total	Change since previous quarter
Quarter ending June 2017	16,522	
Quarter ending September 2017	16,634	→
Quarter ending December 2017	16,658	→
Quarter ending March 2018	16,692	→
Quarter ending June 2018	16,683	→
<b>Variance since June 2017</b>	<b>1.0%</b>	<b>→</b>



### ACTIVITY

Cumulative percentage of contracted UDA delivered 2018 & 2019



Month	Adjusted Scheduled Activity (UDA)	
	2018	2019
April	1,091	1,233
May	4,816	5,495
June	7,942	8,476
July	12,302	
August	15,951	
September	20,054	
October	23,942	
November	28,176	
December	31,867	
January	34,991	
February	39,886	
March	44,249	
April	46,486	
May	46,560	
June	46,575	

### QUALITY

	Quantity	Base Number	Contract	AT	Region	England
% of FP17s for the same patient ID Re-attending within 3 months - Children	108	1,180	9.2%	9.3%	11.3%	11.5%
% of FP17s for the same patient ID Re-attending within 3 months - Adults	522	4,855	10.8%	13.1%	14.9%	15.4%
% of FP17s for the same patient ID Re-attending between 3 & 9 months - Children	735	1,180	62.3%	61.2%	60.0%	58.9%
% of FP17s for the same patient ID Re-attending between 3 & 9 months - Adults	3,344	4,855	68.9%	55.8%	52.6%	51.6%
% of FP17s for Band 1 Urgent Courses	253	4,897	5.2%	6.9%	7.9%	8.9%
% of FP17s Relating to Free Repair or Replacements	24	4,897	0.5%	0.9%	0.8%	0.8%
% of FP17s Relating to Continuations	74	4,897	1.5%	1.1%	0.9%	0.9%
% of Patients satisfied with the dentistry they have received	23	25	92.0%	93.4%	93.2%	93.2%
% of Patients satisfied with the time they had to wait for an appointment	23	25	92.0%	90.7%	89.1%	88.8%

\* This is based on patients treated on this contract for their most recent course of treatment. Figures in italics indicate the base number of FP17s or Patient Questionnaire responses are less than 100. N/A is shown where the base number of responses is less than 10 during the period. % is calculated as Quantity/Base number\*100

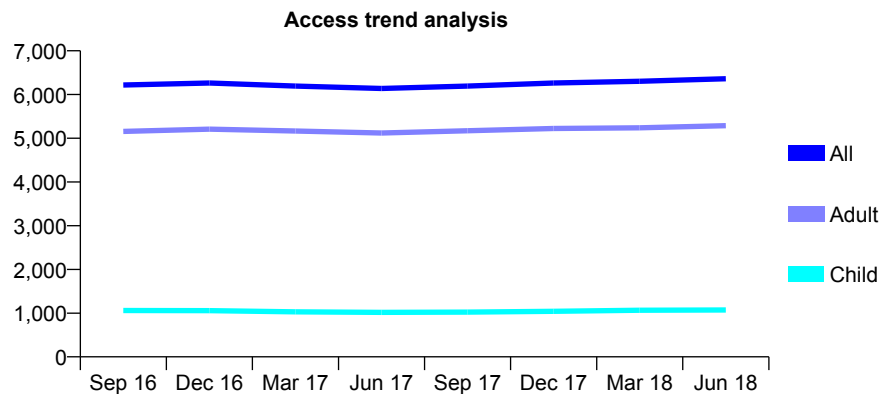
## Q60 - Vital Signs At a Glance Contract Report for 140015/0001 - June 2018

Name or company name	Shropshire Dental Limited
Contract type name	GDS Contract
Purpose of contract	General and Orthodontic
Contract start date	01/10/2014
Contract end date	

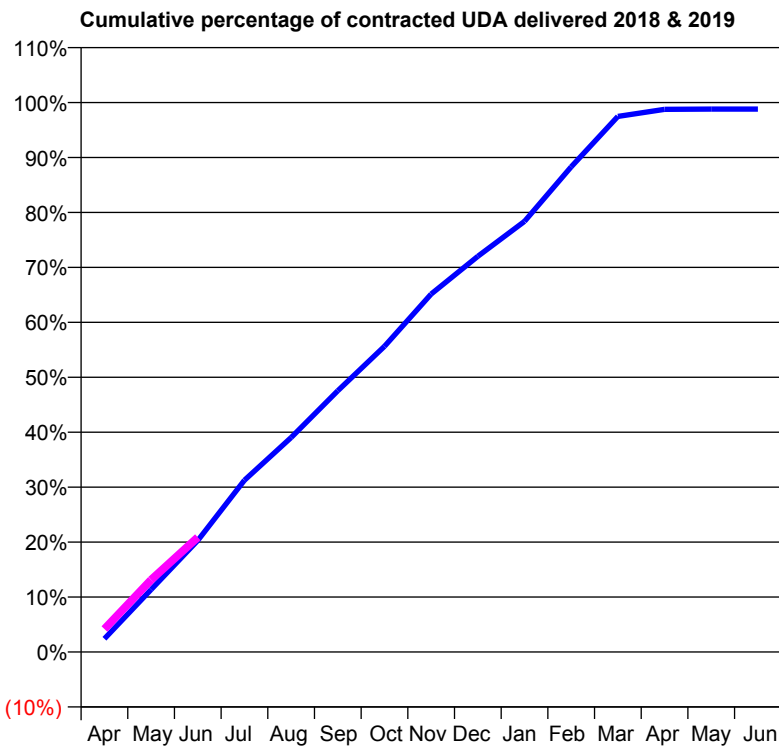
18/19 Contracted general activity (UDA)	16,278
Carry forward general activity (UDA)	0
18/19 Contracted orthodontic activity (UOA)	981
Carry forward orthodontic activity (UOA)	0
Baseline contract value	£465,581.31

### ACCESS\*

Patients seen in 24 months	Total	Change since previous quarter
Quarter ending June 2017	6,138	
Quarter ending September 2017	6,194	→
Quarter ending December 2017	6,263	→
Quarter ending March 2018	6,304	→
Quarter ending June 2018	6,360	→
<b>Variance since June 2017</b>	<b>3.6%</b>	<b>↑</b>



### ACTIVITY



Adjusted Scheduled Activity (UDA)		
Month	2018	2019
April	369	680
May	1,737	2,139
June	3,101	3,401
July	4,776	
August	5,963	
September	7,266	
October	8,500	
November	9,953	
December	11,002	
January	11,974	
February	13,490	
March	14,892	
April	15,087	
May	15,093	
June	15,093	

### QUALITY

	Quantity	Base Number	Contract	AT	Region	England
% of FP17s for the same patient ID Re-attending within 3 months - Children	28	400	7.0%	9.3%	11.3%	11.5%
% of FP17s for the same patient ID Re-attending within 3 months - Adults	85	1,581	5.4%	13.1%	14.9%	15.4%
% of FP17s for the same patient ID Re-attending between 3 & 9 months - Children	248	400	62.0%	61.2%	60.0%	58.9%
% of FP17s for the same patient ID Re-attending between 3 & 9 months - Adults	972	1,581	61.5%	55.8%	52.6%	51.6%
% of FP17s for Band 1 Urgent Courses	54	1,798	3.0%	6.9%	7.9%	8.9%
% of FP17s Relating to Free Repair or Replacements	4	1,798	0.2%	0.9%	0.8%	0.8%
% of FP17s Relating to Continuations	0	1,798	0.0%	1.1%	0.9%	0.9%
% of Patients satisfied with the dentistry they have received	29	29	100.0%	93.4%	93.2%	93.2%
% of Patients satisfied with the time they had to wait for an appointment	27	29	93.1%	90.7%	89.1%	88.8%

\* This is based on patients treated on this contract for their most recent course of treatment. Figures in italics indicate the base number of FP17s or Patient Questionnaire responses are less than 100. N/A is shown where the base number of responses is less than 10 during the period. % is calculated as Quantity/Base number\*100

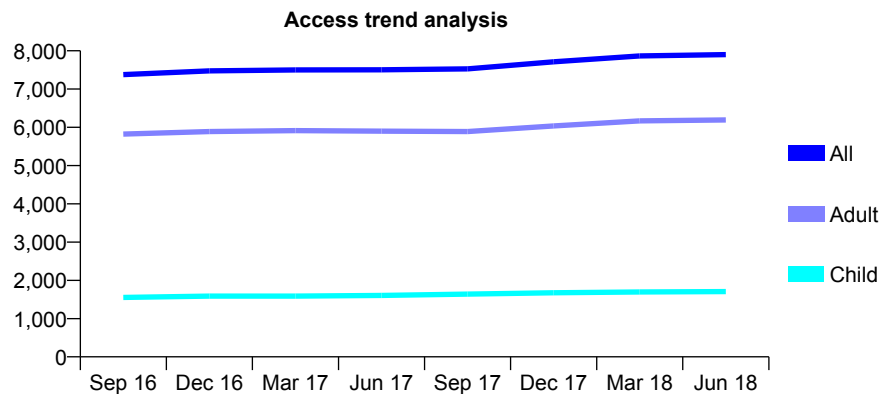
## Q60 - Vital Signs At a Glance Contract Report for 140015/0002 - June 2018

Name or company name	Shropshire Dental Limited
Contract type name	GDS Contract
Purpose of contract	General
Contract start date	01/10/2014
Contract end date	

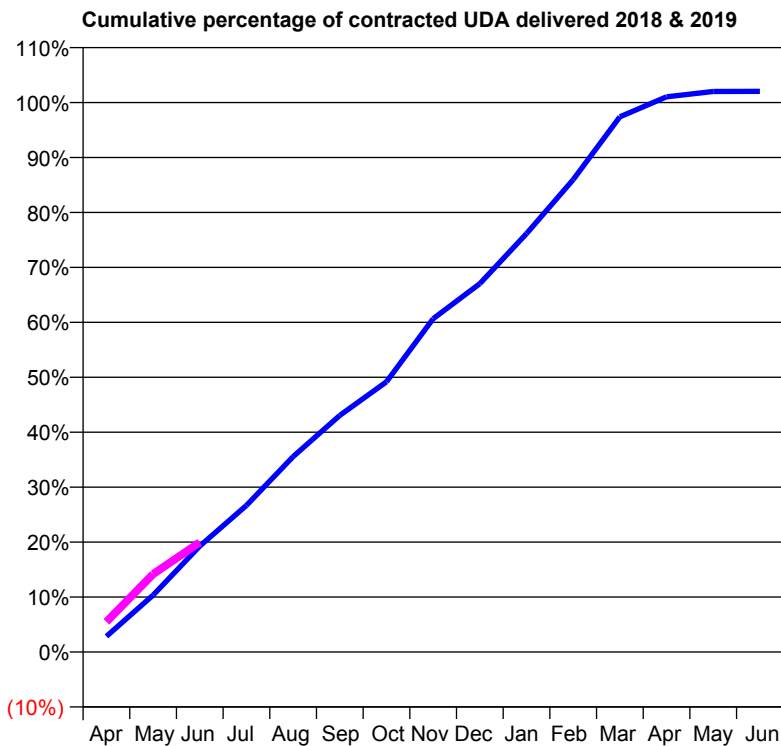
18/19 Contracted general activity (UDA)	18,421
Carry forward general activity (UDA)	0
18/19 Contracted orthodontic activity (UOA)	0
Carry forward orthodontic activity (UOA)	0
Baseline contract value	£566,644.29

### ACCESS\*

Patients seen in 24 months	Total	Change since previous quarter
Quarter ending June 2017	7,503	
Quarter ending September 2017	7,527	→
Quarter ending December 2017	7,712	↑
Quarter ending March 2018	7,865	→
Quarter ending June 2018	7,900	→
<b>Variance since June 2017</b>	<b>5.3%</b>	<b>↑</b>



### ACTIVITY



Month	Adjusted Scheduled Activity (UDA)	
	2018	2019
April	523	1,011
May	1,905	2,612
June	3,549	3,678
July	4,917	
August	6,550	
September	7,932	
October	9,058	
November	11,172	
December	12,348	
January	14,023	
February	15,837	
March	17,941	
April	18,613	
May	18,791	
June	18,796	

### QUALITY

	Quantity	Base Number	Contract	AT	Region	England
% of FP17s for the same patient ID Re-attending within 3 months - Children	15	596	2.5%	9.3%	11.3%	11.5%
% of FP17s for the same patient ID Re-attending within 3 months - Adults	133	2,078	6.4%	13.1%	14.9%	15.4%
% of FP17s for the same patient ID Re-attending between 3 & 9 months - Children	368	596	61.7%	61.2%	60.0%	58.9%
% of FP17s for the same patient ID Re-attending between 3 & 9 months - Adults	1,359	2,078	65.4%	55.8%	52.6%	51.6%
% of FP17s for Band 1 Urgent Courses	64	2,105	3.0%	6.9%	7.9%	8.9%
% of FP17s Relating to Free Repair or Replacements	4	2,105	0.2%	0.9%	0.8%	0.8%
% of FP17s Relating to Continuations	8	2,105	0.4%	1.1%	0.9%	0.9%
% of Patients satisfied with the dentistry they have received	18	21	85.7%	93.4%	93.2%	93.2%
% of Patients satisfied with the time they had to wait for an appointment	18	21	85.7%	90.7%	89.1%	88.8%

\* This is based on patients treated on this contract for their most recent course of treatment. Figures in italics indicate the base number of FP17s or Patient Questionnaire responses are less than 100. N/A is shown where the base number of responses is less than 10 during the period. % is calculated as Quantity/Base number\*100

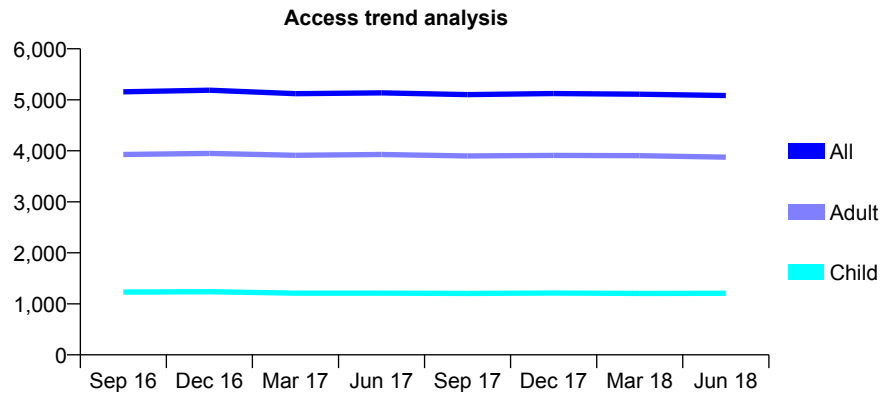
## Q60 - Vital Signs At a Glance Contract Report for 140392/0001 - June 2018

Name or company name	Regency House Dental Practice Ltd
Contract type name	GDS Contract
Purpose of contract	General and Orthodontic
Contract start date	01/04/2008
Contract end date	

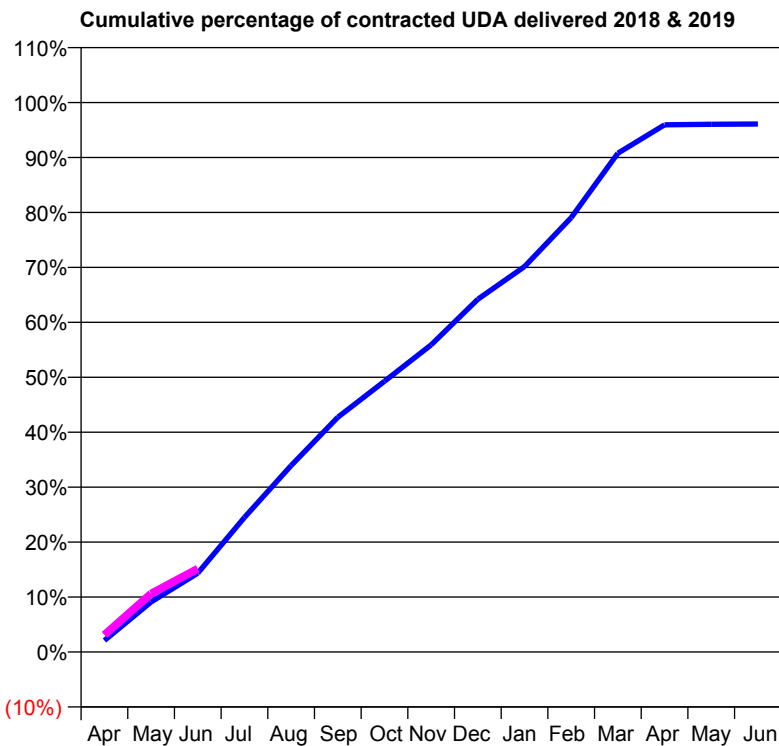
18/19 Contracted general activity (UDA)	16,694
Carry forward general activity (UDA)	0
18/19 Contracted orthodontic activity (UOA)	1,001
Carry forward orthodontic activity (UOA)	0
Baseline contract value	£505,887.13

### ACCESS\*

Patients seen in 24 months	Total	Change since previous quarter
Quarter ending June 2017	5,136	
Quarter ending September 2017	5,103	→
Quarter ending December 2017	5,122	→
Quarter ending March 2018	5,109	→
Quarter ending June 2018	5,083	→
<b>Variance since June 2017</b>	<b>(1.0%)</b>	<b>↓</b>



### ACTIVITY



Month	Adjusted Scheduled Activity (UDA)	
	2018	2019
April	308	522
May	1,337	1,771
June	2,108	2,531
July	3,600	
August	4,986	
September	6,276	
October	7,241	
November	8,212	
December	9,434	
January	10,306	
February	11,616	
March	13,339	
April	14,097	
May	14,111	
June	14,117	

### QUALITY

	Quantity	Base Number	Contract	AT	Region	England
% of FP17s for the same patient ID Re-attending within 3 months - Children	57	451	12.6%	9.3%	11.3%	11.5%
% of FP17s for the same patient ID Re-attending within 3 months - Adults	189	1,215	15.6%	13.1%	14.9%	15.4%
% of FP17s for the same patient ID Re-attending between 3 & 9 months - Children	260	451	57.6%	61.2%	60.0%	58.9%
% of FP17s for the same patient ID Re-attending between 3 & 9 months - Adults	601	1,215	49.5%	55.8%	52.6%	51.6%
% of FP17s for Band 1 Urgent Courses	101	1,283	7.9%	6.9%	7.9%	8.9%
% of FP17s Relating to Free Repair or Replacements	20	1,283	1.6%	0.9%	0.8%	0.8%
% of FP17s Relating to Continuations	9	1,283	0.7%	1.1%	0.9%	0.9%
% of Patients satisfied with the dentistry they have received	11	12	91.7%	93.4%	93.2%	93.2%
% of Patients satisfied with the time they had to wait for an appointment	12	12	100.0%	90.7%	89.1%	88.8%

\* This is based on patients treated on this contract for their most recent course of treatment. Figures in italics indicate the base number of FP17s or Patient Questionnaire responses are less than 100. N/A is shown where the base number of responses is less than 10 during the period. % is calculated as Quantity/Base number\*100

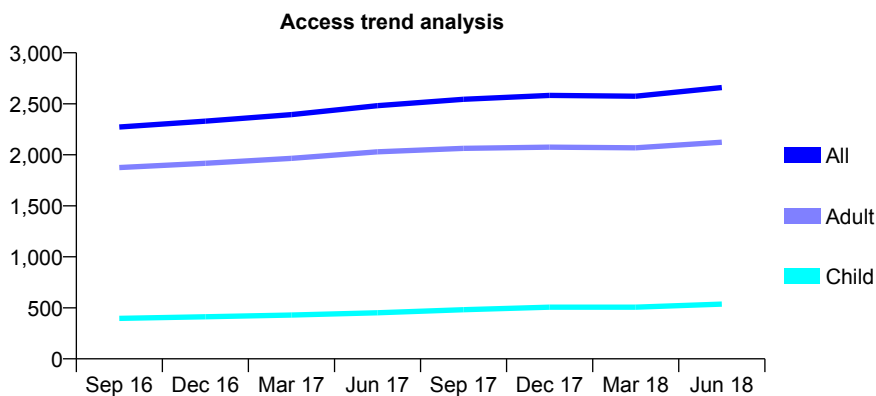
## Q60 - Vital Signs At a Glance Contract Report for 140953/0001 - June 2018

Name or company name	Bayston Hill Dental Practice
Contract type name	GDS Contract
Purpose of contract	General
Contract start date	01/07/2013
Contract end date	

18/19 Contracted general activity (UDA)	6,900
Carry forward general activity (UDA)	0
18/19 Contracted orthodontic activity (UOA)	0
Carry forward orthodontic activity (UOA)	0
Baseline contract value	£225,252.88

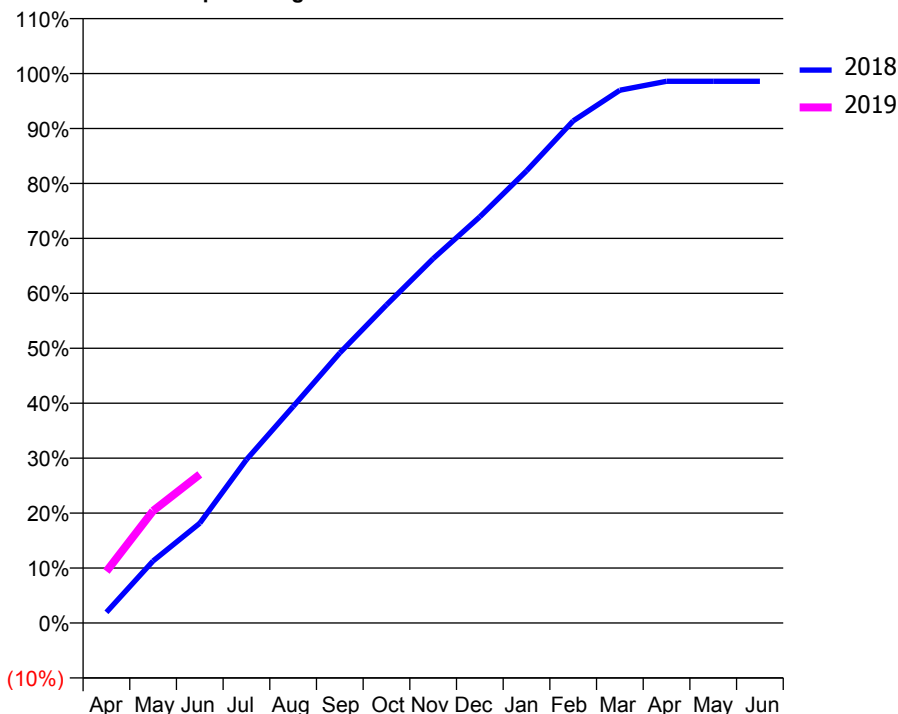
### ACCESS\*

Patients seen in 24 months	Total	Change since previous quarter
Quarter ending June 2017	2,482	
Quarter ending September 2017	2,545	↑
Quarter ending December 2017	2,582	→
Quarter ending March 2018	2,575	→
Quarter ending June 2018	2,660	↑
<b>Variance since June 2017</b>	<b>7.2%</b>	<b>↑</b>



### ACTIVITY

Cumulative percentage of contracted UDA delivered 2018 & 2019



Month	Adjusted Scheduled Activity (UDA)	
	2018	2019
April	128	648
May	740	1,409
June	1,190	1,866
July	1,948	
August	2,581	
September	3,220	
October	3,791	
November	4,343	
December	4,842	
January	5,389	
February	5,986	
March	6,351	
April	6,458	
May	6,457	
June	6,457	

### QUALITY

	Quantity	Base Number	Contract	AT	Region	England
% of FP17s for the same patient ID Re-attending within 3 months - Children	16	252	6.3%	9.3%	11.3%	11.5%
% of FP17s for the same patient ID Re-attending within 3 months - Adults	85	860	9.9%	13.1%	14.9%	15.4%
% of FP17s for the same patient ID Re-attending between 3 & 9 months - Children	169	252	67.1%	61.2%	60.0%	58.9%
% of FP17s for the same patient ID Re-attending between 3 & 9 months - Adults	546	860	63.5%	55.8%	52.6%	51.6%
% of FP17s for Band 1 Urgent Courses	26	1,049	2.5%	6.9%	7.9%	8.9%
% of FP17s Relating to Free Repair or Replacements	7	1,049	0.7%	0.9%	0.8%	0.8%
% of FP17s Relating to Continuations	11	1,049	1.0%	1.1%	0.9%	0.9%
% of Patients satisfied with the dentistry they have received	2	2	N/A	93.4%	93.2%	93.2%
% of Patients satisfied with the time they had to wait for an appointment	2	2	N/A	90.7%	89.1%	88.8%

\* This is based on patients treated on this contract for their most recent course of treatment. Figures in italics indicate the base number of FP17s or Patient Questionnaire responses are less than 100. N/A is shown where the base number of responses is less than 10 during the period. % is calculated as Quantity/Base number\*100

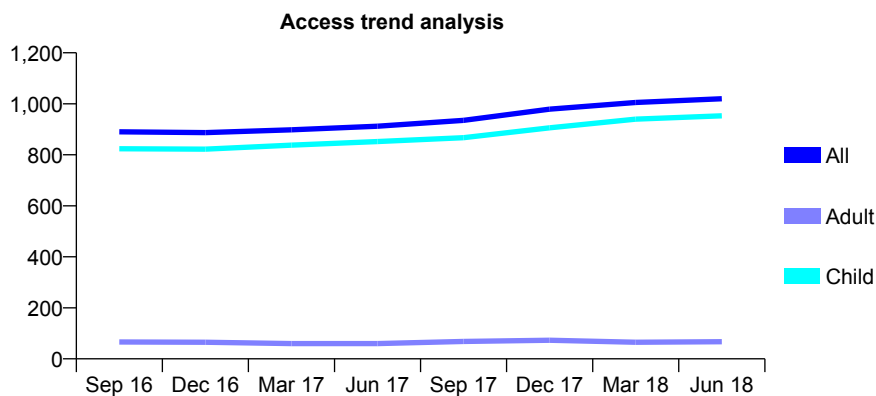
## Q60 - Vital Signs At a Glance Contract Report for 141585/0001 - June 2018

Name or company name	Shifnal Dental Practice
Contract type name	GDS Contract
Purpose of contract	General
Contract start date	01/06/2008
Contract end date	

18/19 Contracted general activity (UDA)	2,010
Carry forward general activity (UDA)	0
18/19 Contracted orthodontic activity (UOA)	0
Carry forward orthodontic activity (UOA)	0
Baseline contract value	£42,210.41

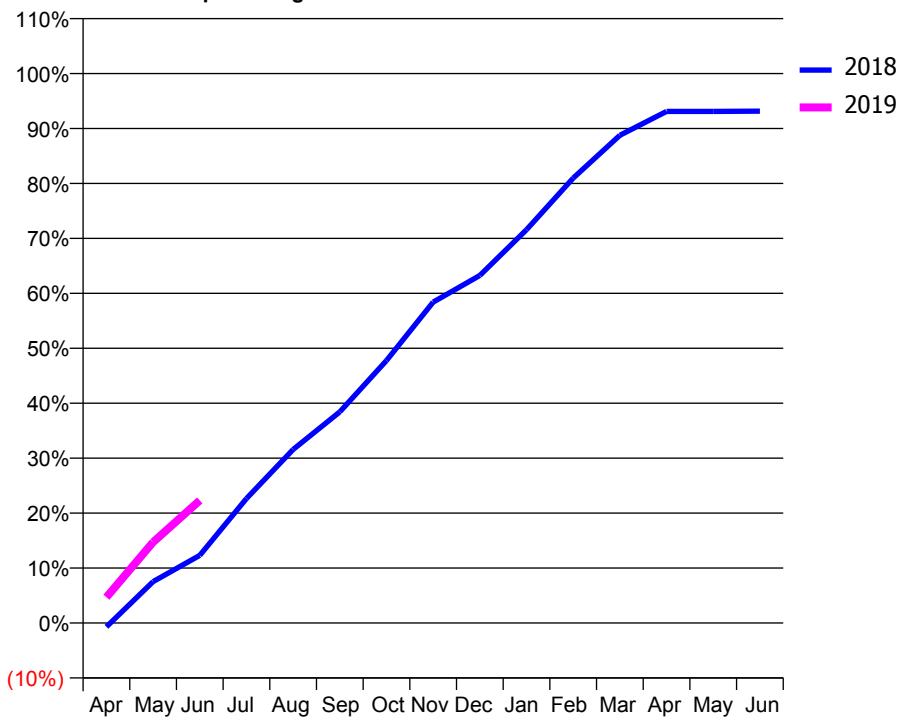
### ACCESS\*

Patients seen in 24 months	Total	Change since previous quarter
Quarter ending June 2017	912	
Quarter ending September 2017	935	↑
Quarter ending December 2017	979	↑
Quarter ending March 2018	1,005	↑
Quarter ending June 2018	1,020	→
<b>Variance since June 2017</b>	<b>11.8%</b>	<b>↑</b>



### ACTIVITY

Cumulative percentage of contracted UDA delivered 2018 & 2019



Month	Adjusted Scheduled Activity (UDA)	
	2018	2019
April	-15	95
May	151	296
June	248	449
July	455	
August	635	
September	772	
October	960	
November	1,174	
December	1,271	
January	1,439	
February	1,627	
March	1,784	
April	1,871	
May	1,871	
June	1,872	

### QUALITY

	Quantity	Base Number	Contract	AT	Region	England
% of FP17s for the same patient ID Re-attending within 3 months - Children	40	431	9.3%	9.3%	11.3%	11.5%
% of FP17s for the same patient ID Re-attending within 3 months - Adults	0	0	N/A	13.1%	14.9%	15.4%
% of FP17s for the same patient ID Re-attending between 3 & 9 months - Children	301	431	69.8%	61.2%	60.0%	58.9%
% of FP17s for the same patient ID Re-attending between 3 & 9 months - Adults	0	0	N/A	55.8%	52.6%	51.6%
% of FP17s for Band 1 Urgent Courses	18	370	4.9%	6.9%	7.9%	8.9%
% of FP17s Relating to Free Repair or Replacements	2	370	0.5%	0.9%	0.8%	0.8%
% of FP17s Relating to Continuations	0	370	0.0%	1.1%	0.9%	0.9%
% of Patients satisfied with the dentistry they have received	5	5	N/A	93.4%	93.2%	93.2%
% of Patients satisfied with the time they had to wait for an appointment	5	5	N/A	90.7%	89.1%	88.8%

\* This is based on patients treated on this contract for their most recent course of treatment. Figures in italics indicate the base number of FP17s or Patient Questionnaire responses are less than 100. N/A is shown where the base number of responses is less than 10 during the period. % is calculated as Quantity/Base number\*100



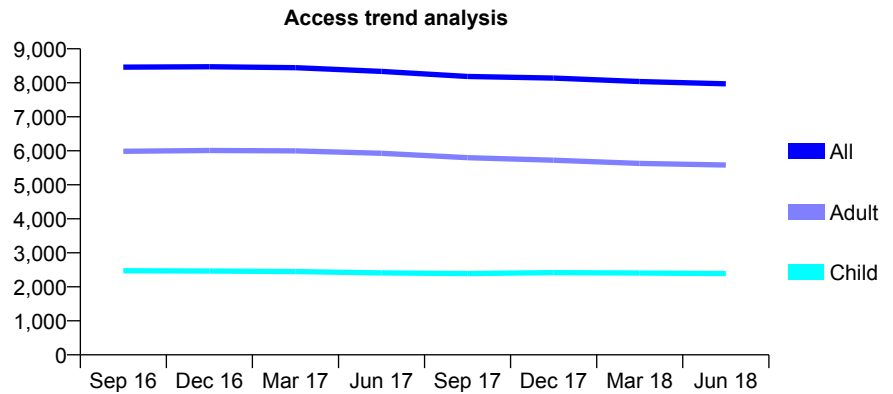
## Q60 - Vital Signs At a Glance Contract Report for 142425/0001 - June 2018

Name or company name	Waterloo Dental Practice
Contract type name	GDS Contract
Purpose of contract	General
Contract start date	01/04/2013
Contract end date	

18/19 Contracted general activity (UDA)	25,316
Carry forward general activity (UDA)	0
18/19 Contracted orthodontic activity (UOA)	0
Carry forward orthodontic activity (UOA)	0
Baseline contract value	£702,876.09

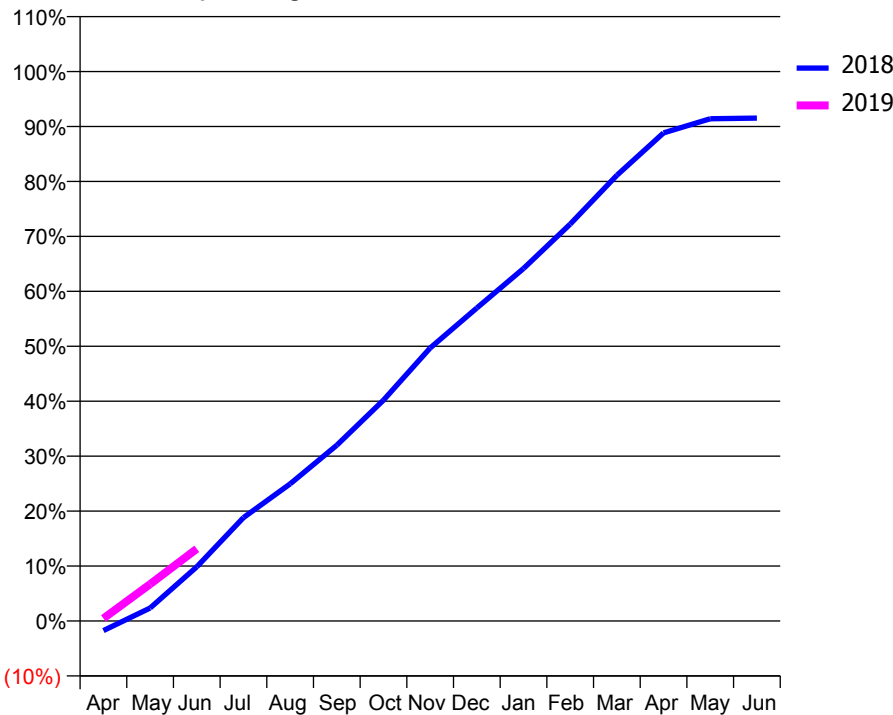
### ACCESS\*

Patients seen in 24 months	Total	Change since previous quarter
Quarter ending June 2017	8,335	
Quarter ending September 2017	8,188	↓
Quarter ending December 2017	8,140	→
Quarter ending March 2018	8,038	↓
Quarter ending June 2018	7,971	→
<b>Variance since June 2017</b>	<b>(4.4%)</b>	<b>↓</b>



### ACTIVITY

Cumulative percentage of contracted UDA delivered 2018 & 2019



Month	Adjusted Scheduled Activity (UDA)	
	2018	2019
April	-448	119
May	602	1,697
June	2,499	3,328
July	4,762	
August	6,317	
September	8,100	
October	10,174	
November	12,577	
December	14,423	
January	16,241	
February	18,286	
March	20,532	
April	22,491	
May	23,139	
June	23,173	

### QUALITY

	Quantity	Base Number	Contract	AT	Region	England
% of FP17s for the same patient ID Re-attending within 3 months - Children	50	776	6.4%	9.3%	11.3%	11.5%
% of FP17s for the same patient ID Re-attending within 3 months - Adults	239	2,002	11.9%	13.1%	14.9%	15.4%
% of FP17s for the same patient ID Re-attending between 3 & 9 months - Children	456	776	58.8%	61.2%	60.0%	58.9%
% of FP17s for the same patient ID Re-attending between 3 & 9 months - Adults	1,250	2,002	62.4%	55.8%	52.6%	51.6%
% of FP17s for Band 1 Urgent Courses	42	1,650	2.5%	6.9%	7.9%	8.9%
% of FP17s Relating to Free Repair or Replacements	21	1,650	1.3%	0.9%	0.8%	0.8%
% of FP17s Relating to Continuations	41	1,650	2.5%	1.1%	0.9%	0.9%
% of Patients satisfied with the dentistry they have received	14	14	100.0%	93.4%	93.2%	93.2%
% of Patients satisfied with the time they had to wait for an appointment	13	14	92.9%	90.7%	89.1%	88.8%

\* This is based on patients treated on this contract for their most recent course of treatment. Figures in italics indicate the base number of FP17s or Patient Questionnaire responses are less than 100. N/A is shown where the base number of responses is less than 10 during the period. % is calculated as Quantity/Base number\*100

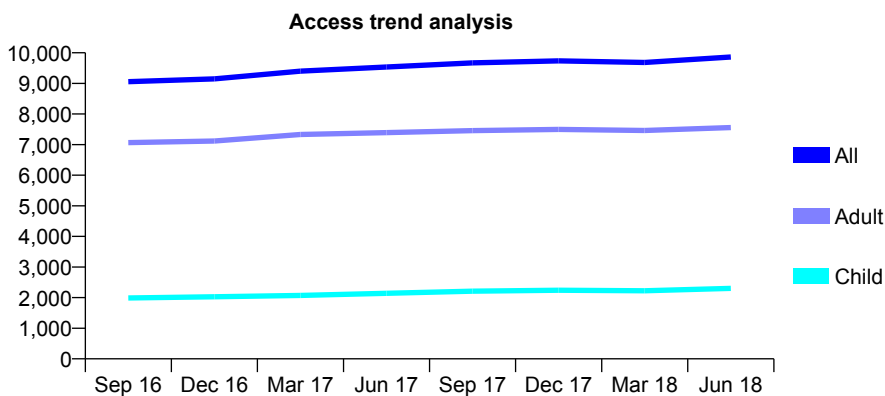
## Q60 - Vital Signs At a Glance Contract Report for 143049/0001 - June 2018

Name or company name	Stirchley Dental Practice
Contract type name	GDS Contract
Purpose of contract	General
Contract start date	01/04/2008
Contract end date	

18/19 Contracted general activity (UDA)	41,071
Carry forward general activity (UDA)	0
18/19 Contracted orthodontic activity (UOA)	0
Carry forward orthodontic activity (UOA)	0
Baseline contract value	£1,165,451.80

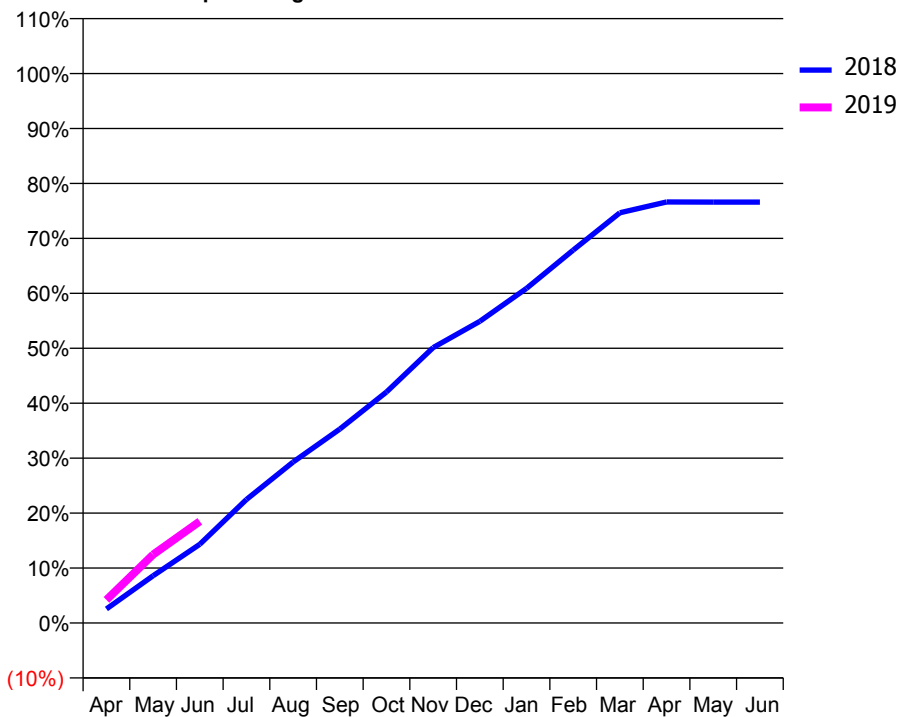
### ACCESS\*

Patients seen in 24 months	Total	Change since previous quarter
Quarter ending June 2017	9,534	
Quarter ending September 2017	9,669	→
Quarter ending December 2017	9,737	→
Quarter ending March 2018	9,683	→
Quarter ending June 2018	9,862	→
<b>Variance since June 2017</b>	<b>3.4%</b>	<b>↑</b>



### ACTIVITY

Cumulative percentage of contracted UDA delivered 2018 & 2019



Month	Adjusted Scheduled Activity (UDA)	
	2018	2019
April	1,048	1,727
May	3,532	5,115
June	5,882	7,595
July	9,231	
August	12,037	
September	14,500	
October	17,268	
November	20,590	
December	22,552	
January	25,016	
February	27,876	
March	30,667	
April	31,467	
May	31,460	
June	31,459	

### QUALITY

	Quantity	Base Number	Contract	AT	Region	England
% of FP17s for the same patient ID Re-attending within 3 months - Children	80	982	8.1%	9.3%	11.3%	11.5%
% of FP17s for the same patient ID Re-attending within 3 months - Adults	426	2,851	14.9%	13.1%	14.9%	15.4%
% of FP17s for the same patient ID Re-attending between 3 & 9 months - Children	563	982	57.3%	61.2%	60.0%	58.9%
% of FP17s for the same patient ID Re-attending between 3 & 9 months - Adults	1,532	2,851	53.7%	55.8%	52.6%	51.6%
% of FP17s for Band 1 Urgent Courses	304	3,492	8.7%	6.9%	7.9%	8.9%
% of FP17s Relating to Free Repair or Replacements	97	3,492	2.8%	0.9%	0.8%	0.8%
% of FP17s Relating to Continuations	65	3,492	1.9%	1.1%	0.9%	0.9%
% of Patients satisfied with the dentistry they have received	13	14	92.9%	93.4%	93.2%	93.2%
% of Patients satisfied with the time they had to wait for an appointment	11	14	78.6%	90.7%	89.1%	88.8%

\* This is based on patients treated on this contract for their most recent course of treatment. Figures in italics indicate the base number of FP17s or Patient Questionnaire responses are less than 100. N/A is shown where the base number of responses is less than 10 during the period. % is calculated as Quantity/Base number\*100

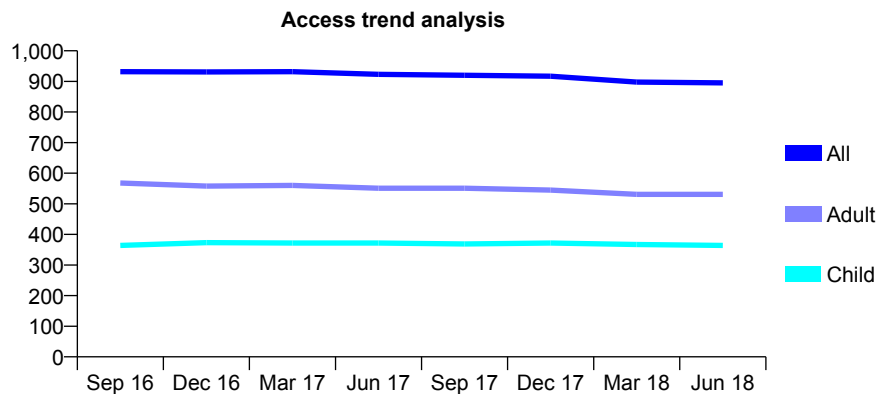
## Q60 - Vital Signs At a Glance Contract Report for 144991/0001 - June 2018

Name or company name	Sue Meredith / Aquil Rajabali
Contract type name	GDS Contract
Purpose of contract	General
Contract start date	01/04/2013
Contract end date	

18/19 Contracted general activity (UDA)	2,731
Carry forward general activity (UDA)	0
18/19 Contracted orthodontic activity (UOA)	0
Carry forward orthodontic activity (UOA)	0
Baseline contract value	£63,063.20

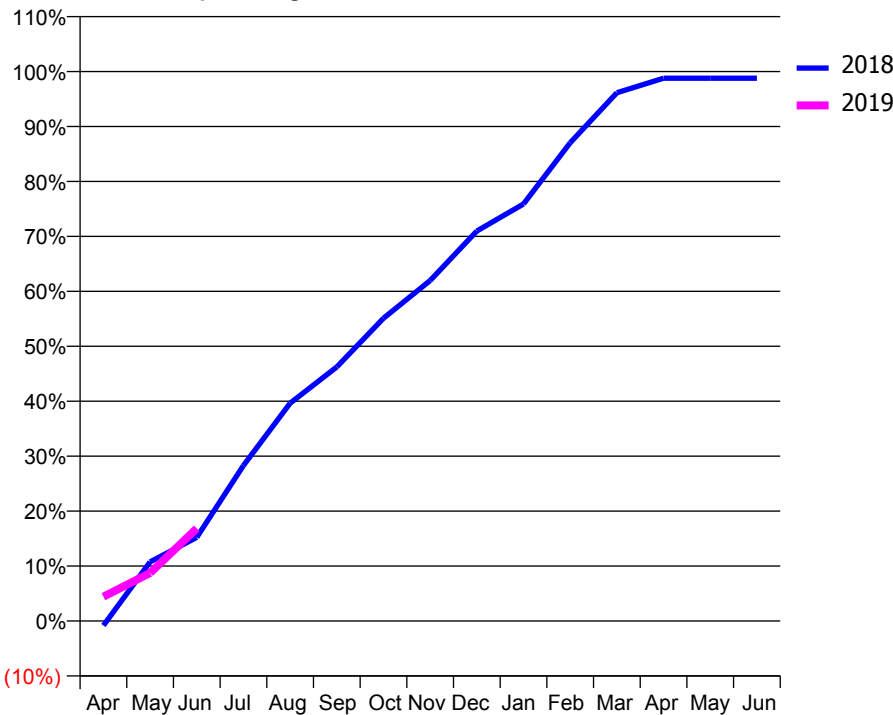
### ACCESS\*

Patients seen in 24 months	Total	Change since previous quarter
Quarter ending June 2017	923	
Quarter ending September 2017	920	→
Quarter ending December 2017	917	→
Quarter ending March 2018	898	↓
Quarter ending June 2018	895	→
<b>Variance since June 2017</b>	<b>(3.0%)</b>	<b>↓</b>



### ACTIVITY

Cumulative percentage of contracted UDA delivered 2018 & 2019



Month	Adjusted Scheduled Activity (UDA)	
	2018	2019
April	-23	121
May	294	239
June	416	460
July	773	
August	1,083	
September	1,263	
October	1,505	
November	1,692	
December	1,938	
January	2,073	
February	2,377	
March	2,625	
April	2,698	
May	2,698	
June	2,698	

### QUALITY

	Quantity	Base Number	Contract	AT	Region	England
% of FP17s for the same patient ID Re-attending within 3 months - Children	7	136	5.1%	9.3%	11.3%	11.5%
% of FP17s for the same patient ID Re-attending within 3 months - Adults	10	129	7.8%	13.1%	14.9%	15.4%
% of FP17s for the same patient ID Re-attending between 3 & 9 months - Children	91	136	66.9%	61.2%	60.0%	58.9%
% of FP17s for the same patient ID Re-attending between 3 & 9 months - Adults	73	129	56.6%	55.8%	52.6%	51.6%
% of FP17s for Band 1 Urgent Courses	6	238	2.5%	6.9%	7.9%	8.9%
% of FP17s Relating to Free Repair or Replacements	0	238	0.0%	0.9%	0.8%	0.8%
% of FP17s Relating to Continuations	0	238	0.0%	1.1%	0.9%	0.9%
% of Patients satisfied with the dentistry they have received	0	0	N/A	93.4%	93.2%	93.2%
% of Patients satisfied with the time they had to wait for an appointment	0	0	N/A	90.7%	89.1%	88.8%

\* This is based on patients treated on this contract for their most recent course of treatment. Figures in italics indicate the base number of FP17s or Patient Questionnaire responses are less than 100. N/A is shown where the base number of responses is less than 10 during the period. % is calculated as Quantity/Base number\*100

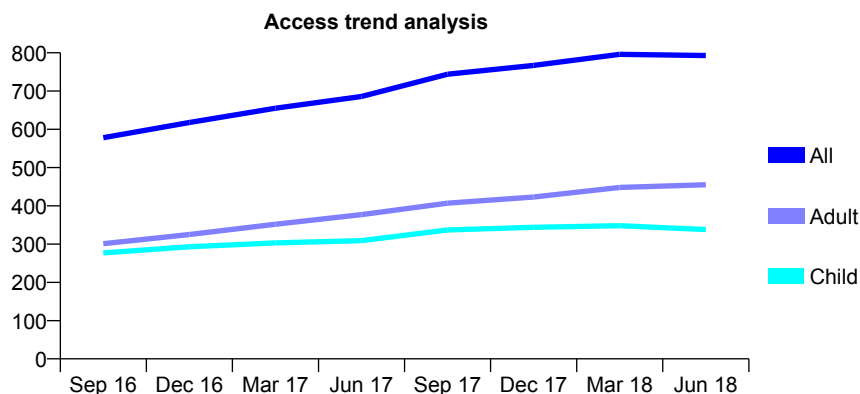
## Q60 - Vital Signs At a Glance Contract Report for 145947/0001 - June 2018

Name or company name	Eccleshall Dental Clinic
Contract type name	GDS Contract
Purpose of contract	General
Contract start date	08/01/2015
Contract end date	

18/19 Contracted general activity (UDA)	2,058
Carry forward general activity (UDA)	0
18/19 Contracted orthodontic activity (UOA)	0
Carry forward orthodontic activity (UOA)	0
Baseline contract value	£46,296.32

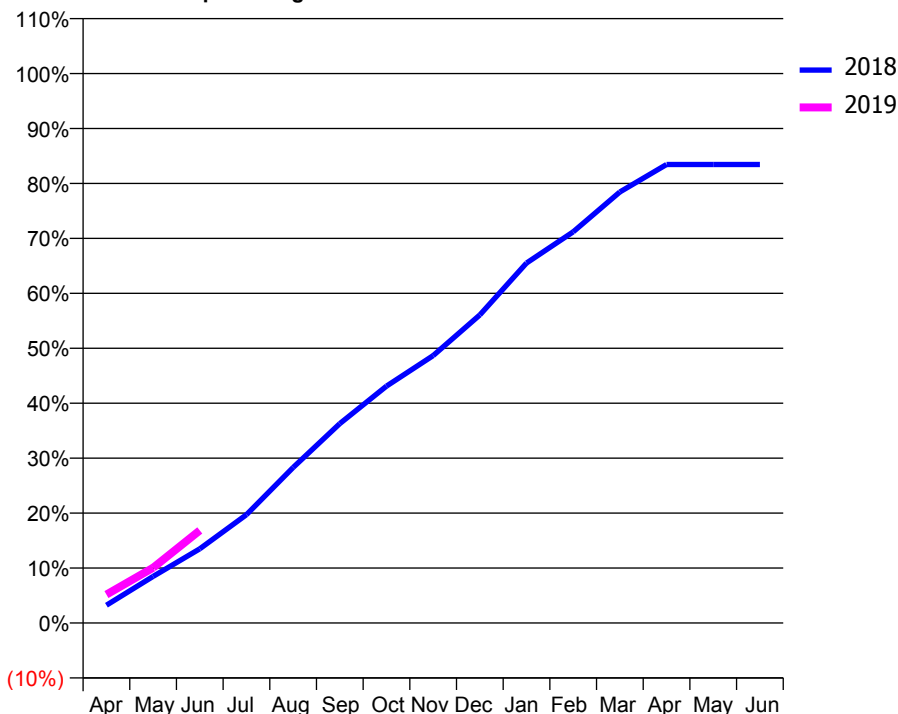
### ACCESS\*

Patients seen in 24 months	Total	Change since previous quarter
Quarter ending June 2017	686	
Quarter ending September 2017	744	↑
Quarter ending December 2017	767	↑
Quarter ending March 2018	796	↑
Quarter ending June 2018	793	→
<b>Variance since June 2017</b>	<b>15.6%</b>	<b>↑</b>



### ACTIVITY

Cumulative percentage of contracted UDA delivered 2018 & 2019



Adjusted Scheduled Activity (UDA)

Month	2018	2019
April	67	106
May	175	207
June	278	347
July	406	
August	583	
September	747	
October	887	
November	1,002	
December	1,154	
January	1,348	
February	1,465	
March	1,614	
April	1,717	
May	1,717	
June	1,717	

### QUALITY

	Quantity	Base Number	Contract	AT	Region	England
% of FP17s for the same patient ID Re-attending within 3 months - Children	7	79	8.9%	9.3%	11.3%	11.5%
% of FP17s for the same patient ID Re-attending within 3 months - Adults	39	145	26.9%	13.1%	14.9%	15.4%
% of FP17s for the same patient ID Re-attending between 3 & 9 months - Children	37	79	46.8%	61.2%	60.0%	58.9%
% of FP17s for the same patient ID Re-attending between 3 & 9 months - Adults	58	145	40.0%	55.8%	52.6%	51.6%
% of FP17s for Band 1 Urgent Courses	39	179	21.8%	6.9%	7.9%	8.9%
% of FP17s Relating to Free Repair or Replacements	4	179	2.2%	0.9%	0.8%	0.8%
% of FP17s Relating to Continuations	0	179	0.0%	1.1%	0.9%	0.9%
% of Patients satisfied with the dentistry they have received	2	2	N/A	93.4%	93.2%	93.2%
% of Patients satisfied with the time they had to wait for an appointment	2	2	N/A	90.7%	89.1%	88.8%

\* This is based on patients treated on this contract for their most recent course of treatment. Figures in italics indicate the base number of FP17s or Patient Questionnaire responses are less than 100. N/A is shown where the base number of responses is less than 10 during the period. % is calculated as Quantity/Base number\*100

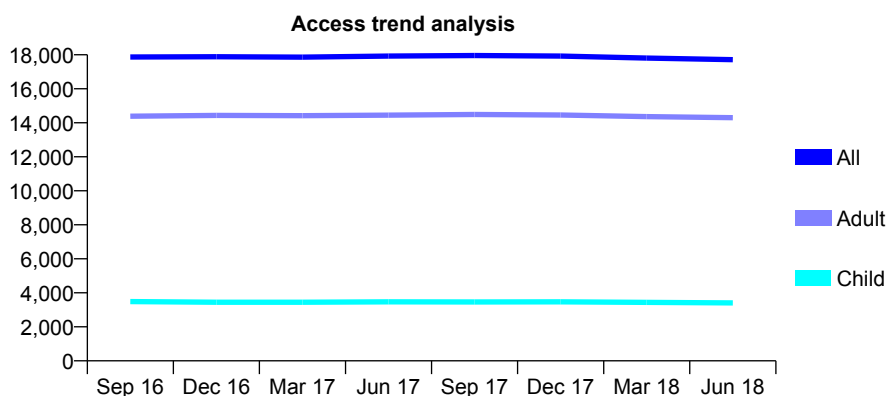
## Q60 - Vital Signs At a Glance Contract Report for 148326/0001 - June 2018

Name or company name	Bore Street Dental Practice Limited
Contract type name	GDS Contract
Purpose of contract	General
Contract start date	01/07/2014
Contract end date	

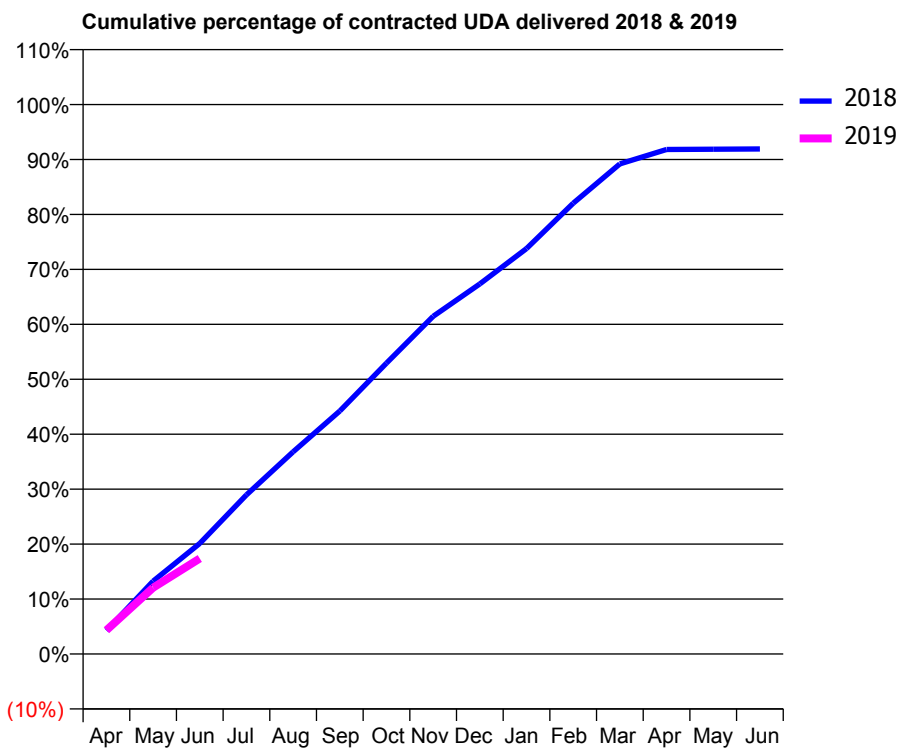
18/19 Contracted general activity (UDA)	49,250
Carry forward general activity (UDA)	0
18/19 Contracted orthodontic activity (UOA)	0
Carry forward orthodontic activity (UOA)	0
Baseline contract value	£1,128,214.48

### ACCESS\*

Patients seen in 24 months	Total	Change since previous quarter
Quarter ending June 2017	17,925	
Quarter ending September 2017	17,956	→
Quarter ending December 2017	17,925	→
Quarter ending March 2018	17,804	→
Quarter ending June 2018	17,713	→
<b>Variance since June 2017</b>	<b>(1.2%)</b>	<b>↓</b>



### ACTIVITY



Month	Adjusted Scheduled Activity (UDA)	
	2018	2019
April	2,106	2,130
May	6,526	5,944
June	9,916	8,565
July	14,262	
August	18,122	
September	21,783	
October	26,074	
November	30,265	
December	33,174	
January	36,334	
February	40,398	
March	43,933	
April	45,222	
May	45,248	
June	45,269	

### QUALITY

	Quantity	Base Number	Contract	AT	Region	England
% of FP17s for the same patient ID Re-attending within 3 months - Children	56	1,228	4.6%	9.3%	11.3%	11.5%
% of FP17s for the same patient ID Re-attending within 3 months - Adults	482	4,744	10.2%	13.1%	14.9%	15.4%
% of FP17s for the same patient ID Re-attending between 3 & 9 months - Children	838	1,228	68.2%	61.2%	60.0%	58.9%
% of FP17s for the same patient ID Re-attending between 3 & 9 months - Adults	2,838	4,744	59.8%	55.8%	52.6%	51.6%
% of FP17s for Band 1 Urgent Courses	153	5,173	3.0%	6.9%	7.9%	8.9%
% of FP17s Relating to Free Repair or Replacements	50	5,173	1.0%	0.9%	0.8%	0.8%
% of FP17s Relating to Continuations	100	5,173	1.9%	1.1%	0.9%	0.9%
% of Patients satisfied with the dentistry they have received	7	8	N/A	93.4%	93.2%	93.2%
% of Patients satisfied with the time they had to wait for an appointment	8	8	N/A	90.7%	89.1%	88.8%

\* This is based on patients treated on this contract for their most recent course of treatment. Figures in italics indicate the base number of FP17s or Patient Questionnaire responses are less than 100. N/A is shown where the base number of responses is less than 10 during the period. % is calculated as Quantity/Base number\*100

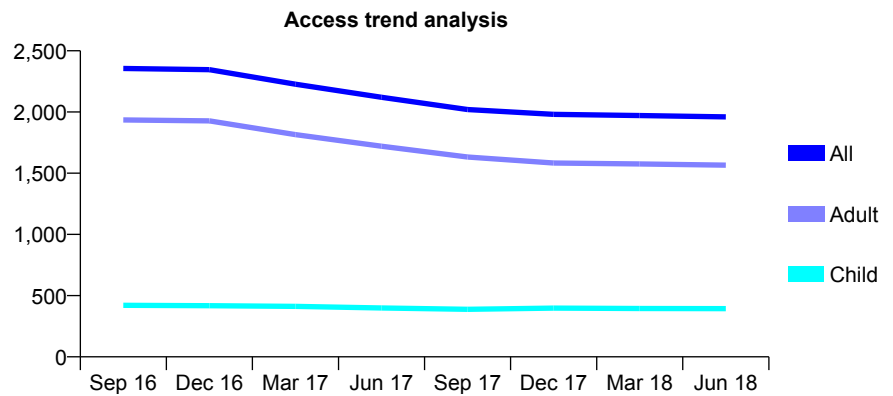
## Q60 - Vital Signs At a Glance Contract Report for 148423/0001 - June 2018

Name or company name	Kinver Dental and Implant Surgery
Contract type name	GDS Contract
Purpose of contract	General and Orthodontic
Contract start date	05/01/2015
Contract end date	

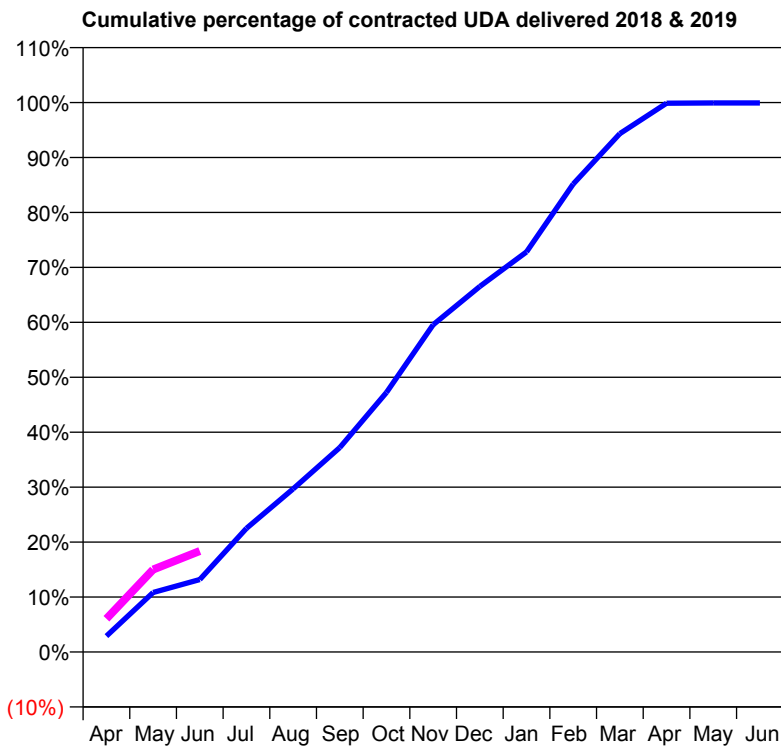
18/19 Contracted general activity (UDA)	7,076
Carry forward general activity (UDA)	0
18/19 Contracted orthodontic activity (UOA)	506
Carry forward orthodontic activity (UOA)	0
Baseline contract value	£187,975.64

### ACCESS\*

Patients seen in 24 months	Total	Change since previous quarter
Quarter ending June 2017	2,120	
Quarter ending September 2017	2,020	↓
Quarter ending December 2017	1,981	↓
Quarter ending March 2018	1,971	→
Quarter ending June 2018	1,960	→
<b>Variance since June 2017</b>	<b>(7.5%)</b>	<b>↓</b>



### ACTIVITY



Month	Adjusted Scheduled Activity (UDA)	
	2018	2019
April	205	429
May	766	1,062
June	934	1,301
July	1,592	
August	2,102	
September	2,633	
October	3,342	
November	4,215	
December	4,708	
January	5,152	
February	6,027	
March	6,675	
April	7,067	
May	7,070	
June	7,071	

### QUALITY

	Quantity	Base Number	Contract	AT	Region	England
% of FP17s for the same patient ID Re-attending within 3 months - Children	18	182	9.9%	9.3%	11.3%	11.5%
% of FP17s for the same patient ID Re-attending within 3 months - Adults	88	625	14.1%	13.1%	14.9%	15.4%
% of FP17s for the same patient ID Re-attending between 3 & 9 months - Children	128	182	70.3%	61.2%	60.0%	58.9%
% of FP17s for the same patient ID Re-attending between 3 & 9 months - Adults	432	625	69.1%	55.8%	52.6%	51.6%
% of FP17s for Band 1 Urgent Courses	23	638	3.6%	6.9%	7.9%	8.9%
% of FP17s Relating to Free Repair or Replacements	7	638	1.1%	0.9%	0.8%	0.8%
% of FP17s Relating to Continuations	5	638	0.8%	1.1%	0.9%	0.9%
% of Patients satisfied with the dentistry they have received	2	2	N/A	93.4%	93.2%	93.2%
% of Patients satisfied with the time they had to wait for an appointment	2	2	N/A	90.7%	89.1%	88.8%

\* This is based on patients treated on this contract for their most recent course of treatment. Figures in italics indicate the base number of FP17s or Patient Questionnaire responses are less than 100. N/A is shown where the base number of responses is less than 10 during the period. % is calculated as Quantity/Base number\*100

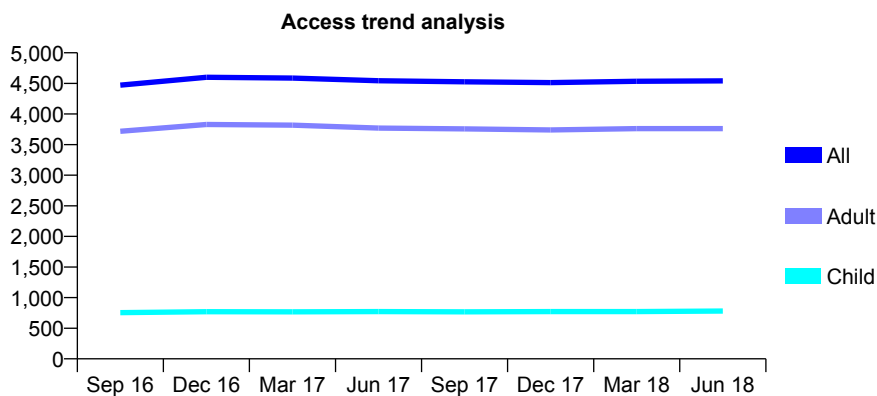
## Q60 - Vital Signs At a Glance Contract Report for 148911/0001 - June 2018

Name or company name	Bowdlers House Dental Practice
Contract type name	GDS Contract
Purpose of contract	General
Contract start date	16/01/2015
Contract end date	

18/19 Contracted general activity (UDA)	13,360
Carry forward general activity (UDA)	0
18/19 Contracted orthodontic activity (UOA)	0
Carry forward orthodontic activity (UOA)	0
Baseline contract value	£310,257.51

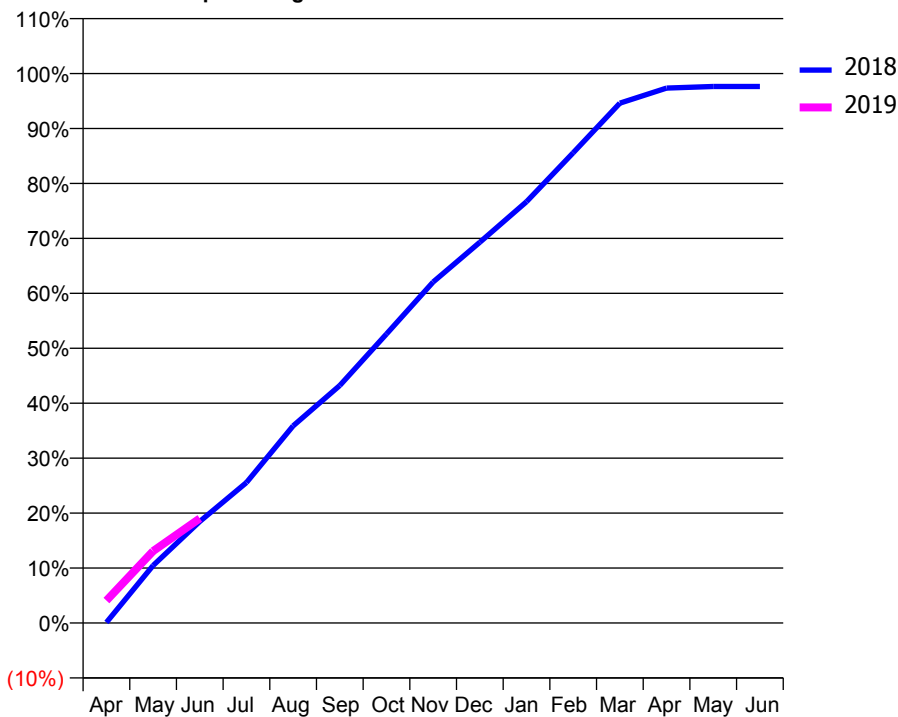
### ACCESS\*

Patients seen in 24 months	Total	Change since previous quarter
Quarter ending June 2017	4,543	
Quarter ending September 2017	4,526	→
Quarter ending December 2017	4,513	→
Quarter ending March 2018	4,534	→
Quarter ending June 2018	4,542	→
<b>Variance since June 2017</b>	<b>(0.0%)</b>	→



### ACTIVITY

Cumulative percentage of contracted UDA delivered 2018 & 2019



Month	Adjusted Scheduled Activity (UDA)	
	2018	2019
April	14	545
May	1,398	1,749
June	2,469	2,544
July	3,416	
August	4,794	
September	5,776	
October	7,027	
November	8,292	
December	9,256	
January	10,243	
February	11,433	
March	12,640	
April	13,005	
May	13,045	
June	13,045	

### QUALITY

	Quantity	Base Number	Contract	AT	Region	England
% of FP17s for the same patient ID Re-attending within 3 months - Children	18	272	6.6%	9.3%	11.3%	11.5%
% of FP17s for the same patient ID Re-attending within 3 months - Adults	171	1,341	12.8%	13.1%	14.9%	15.4%
% of FP17s for the same patient ID Re-attending between 3 & 9 months - Children	174	272	64.0%	61.2%	60.0%	58.9%
% of FP17s for the same patient ID Re-attending between 3 & 9 months - Adults	840	1,341	62.6%	55.8%	52.6%	51.6%
% of FP17s for Band 1 Urgent Courses	155	1,508	10.3%	6.9%	7.9%	8.9%
% of FP17s Relating to Free Repair or Replacements	10	1,508	0.7%	0.9%	0.8%	0.8%
% of FP17s Relating to Continuations	7	1,508	0.5%	1.1%	0.9%	0.9%
% of Patients satisfied with the dentistry they have received	13	14	92.9%	93.4%	93.2%	93.2%
% of Patients satisfied with the time they had to wait for an appointment	14	14	100.0%	90.7%	89.1%	88.8%

\* This is based on patients treated on this contract for their most recent course of treatment. Figures in italics indicate the base number of FP17s or Patient Questionnaire responses are less than 100. N/A is shown where the base number of responses is less than 10 during the period. % is calculated as Quantity/Base number\*100

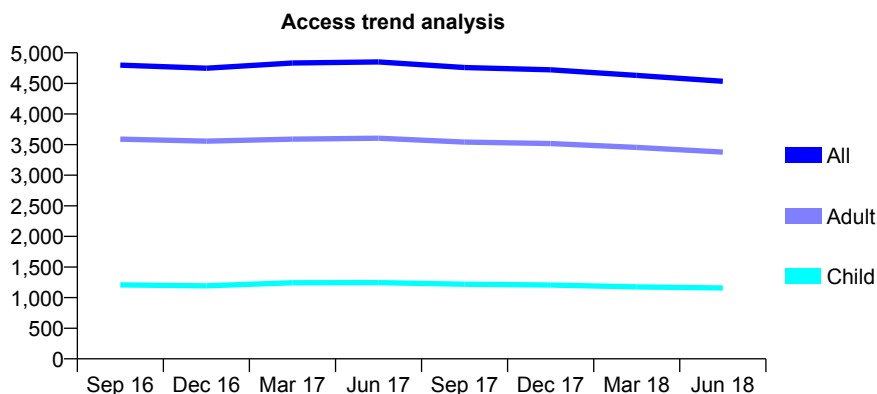
## Q60 - Vital Signs At a Glance Contract Report for 149683/0001 - June 2018

Name or company name	Avenue Road Partnership
Contract type name	GDS Contract
Purpose of contract	General
Contract start date	01/09/2014
Contract end date	

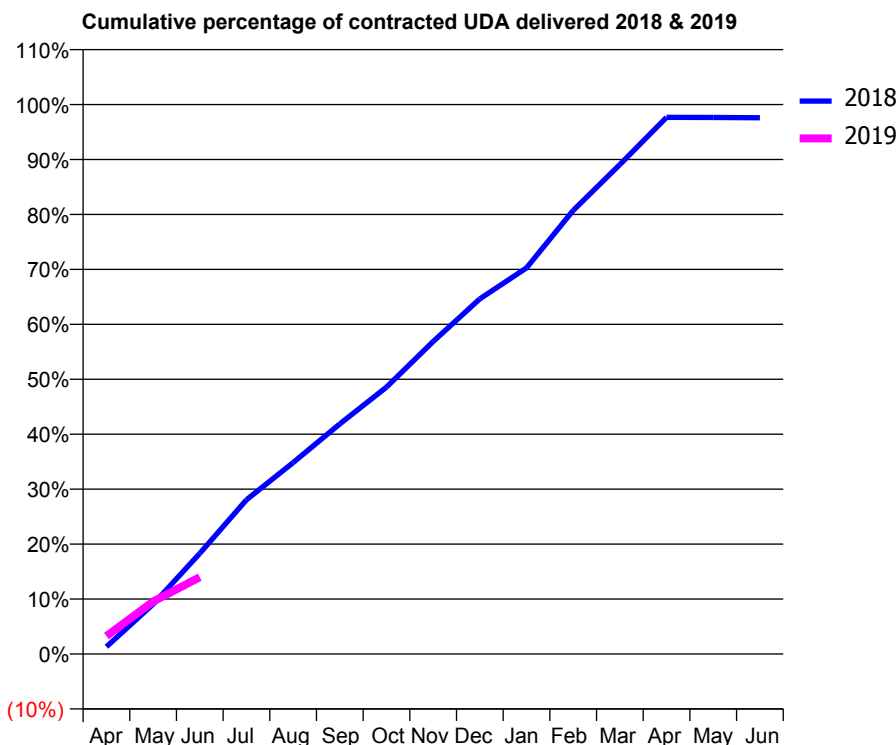
18/19 Contracted general activity (UDA)	13,790
Carry forward general activity (UDA)	0
18/19 Contracted orthodontic activity (UOA)	0
Carry forward orthodontic activity (UOA)	0
Baseline contract value	£396,732.99

### ACCESS\*

Patients seen in 24 months	Total	Change since previous quarter
Quarter ending June 2017	4,850	
Quarter ending September 2017	4,760	↓
Quarter ending December 2017	4,723	→
Quarter ending March 2018	4,631	↓
Quarter ending June 2018	4,534	↓
<b>Variance since June 2017</b>	<b>(6.5%)</b>	<b>↓</b>



### ACTIVITY



Month	Adjusted Scheduled Activity (UDA)	
	2018	2019
April	181	449
May	1,250	1,318
June	2,524	1,929
July	3,870	
August	4,802	
September	5,774	
October	6,698	
November	7,843	
December	8,914	
January	9,688	
February	11,133	
March	12,284	
April	13,466	
May	13,465	
June	13,459	

### QUALITY

	Quantity	Base Number	Contract	AT	Region	England
% of FP17s for the same patient ID Re-attending within 3 months - Children	26	358	7.3%	9.3%	11.3%	11.5%
% of FP17s for the same patient ID Re-attending within 3 months - Adults	128	1,004	12.7%	13.1%	14.9%	15.4%
% of FP17s for the same patient ID Re-attending between 3 & 9 months - Children	200	358	55.9%	61.2%	60.0%	58.9%
% of FP17s for the same patient ID Re-attending between 3 & 9 months - Adults	580	1,004	57.8%	55.8%	52.6%	51.6%
% of FP17s for Band 1 Urgent Courses	74	1,049	7.1%	6.9%	7.9%	8.9%
% of FP17s Relating to Free Repair or Replacements	27	1,049	2.6%	0.9%	0.8%	0.8%
% of FP17s Relating to Continuations	2	1,049	0.2%	1.1%	0.9%	0.9%
% of Patients satisfied with the dentistry they have received	3	4	N/A	93.4%	93.2%	93.2%
% of Patients satisfied with the time they had to wait for an appointment	3	4	N/A	90.7%	89.1%	88.8%

\* This is based on patients treated on this contract for their most recent course of treatment. Figures in italics indicate the base number of FP17s or Patient Questionnaire responses are less than 100. N/A is shown where the base number of responses is less than 10 during the period. % is calculated as Quantity/Base number\*100



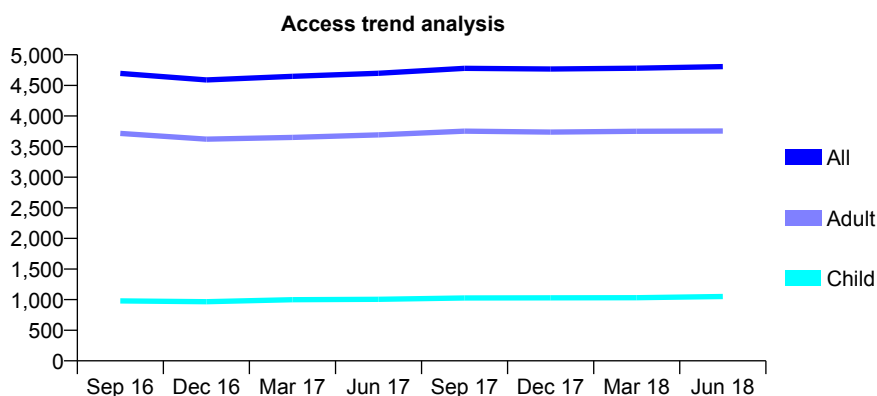
## Q60 - Vital Signs At a Glance Contract Report for 152773/0001 - June 2018

Name or company name	Pontesbury Dental Practice
Contract type name	GDS Contract
Purpose of contract	General
Contract start date	08/03/2012
Contract end date	

18/19 Contracted general activity (UDA)	14,142
Carry forward general activity (UDA)	0
18/19 Contracted orthodontic activity (UOA)	0
Carry forward orthodontic activity (UOA)	0
Baseline contract value	£384,000.47

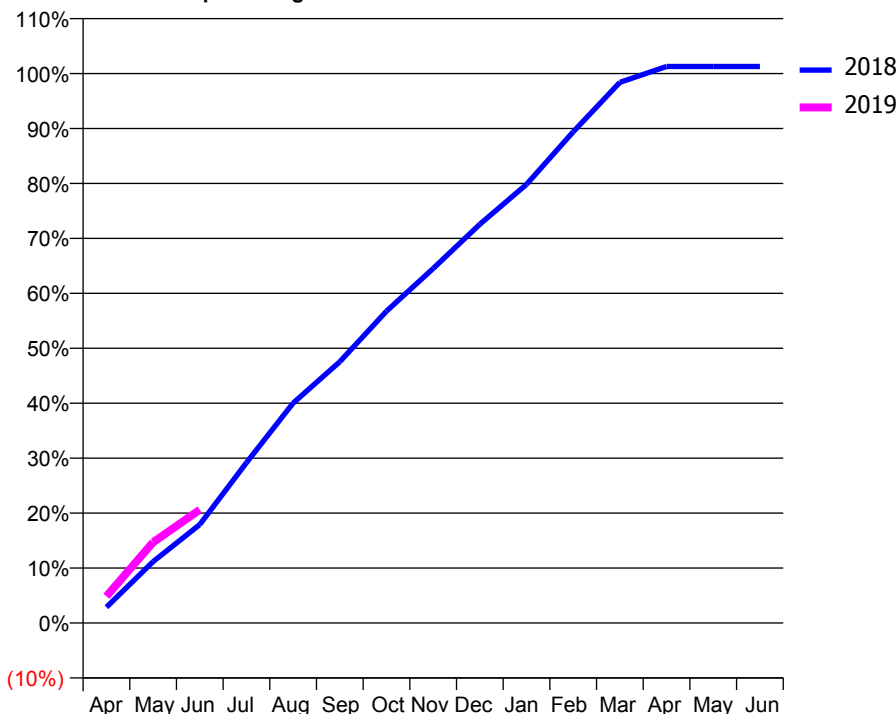
### ACCESS\*

Patients seen in 24 months	Total	Change since previous quarter
Quarter ending June 2017	4,698	
Quarter ending September 2017	4,779	→
Quarter ending December 2017	4,768	→
Quarter ending March 2018	4,782	→
Quarter ending June 2018	4,807	→
<b>Variance since June 2017</b>	<b>2.3%</b>	<b>↑</b>



### ACTIVITY

Cumulative percentage of contracted UDA delivered 2018 & 2019



Month	Adjusted Scheduled Activity (UDA)	
	2018	2019
April	378	689
May	1,469	2,077
June	2,357	2,914
July	3,833	
August	5,260	
September	6,248	
October	7,457	
November	8,478	
December	9,536	
January	10,492	
February	11,747	
March	12,931	
April	13,310	
May	13,308	
June	13,309	

### QUALITY

	Quantity	Base Number	Contract	AT	Region	England
% of FP17s for the same patient ID Re-attending within 3 months - Children	19	393	4.8%	9.3%	11.3%	11.5%
% of FP17s for the same patient ID Re-attending within 3 months - Adults	125	1,286	9.7%	13.1%	14.9%	15.4%
% of FP17s for the same patient ID Re-attending between 3 & 9 months - Children	265	393	67.4%	61.2%	60.0%	58.9%
% of FP17s for the same patient ID Re-attending between 3 & 9 months - Adults	764	1,286	59.4%	55.8%	52.6%	51.6%
% of FP17s for Band 1 Urgent Courses	97	1,510	6.4%	6.9%	7.9%	8.9%
% of FP17s Relating to Free Repair or Replacements	1	1,510	0.1%	0.9%	0.8%	0.8%
% of FP17s Relating to Continuations	7	1,510	0.5%	1.1%	0.9%	0.9%
% of Patients satisfied with the dentistry they have received	9	9	N/A	93.4%	93.2%	93.2%
% of Patients satisfied with the time they had to wait for an appointment	7	9	N/A	90.7%	89.1%	88.8%

\* This is based on patients treated on this contract for their most recent course of treatment. Figures in italics indicate the base number of FP17s or Patient Questionnaire responses are less than 100. N/A is shown where the base number of responses is less than 10 during the period. % is calculated as Quantity/Base number\*100

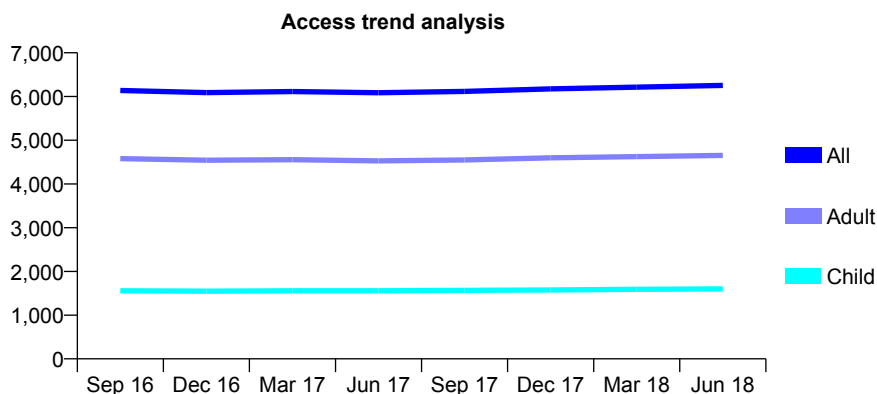
## Q60 - Vital Signs At a Glance Contract Report for 153842/0001 - June 2018

Name or company name	P Najran Limited
Contract type name	GDS Contract
Purpose of contract	General
Contract start date	01/07/2014
Contract end date	

18/19 Contracted general activity (UDA)	19,157
Carry forward general activity (UDA)	0
18/19 Contracted orthodontic activity (UOA)	0
Carry forward orthodontic activity (UOA)	0
Baseline contract value	£458,755.22

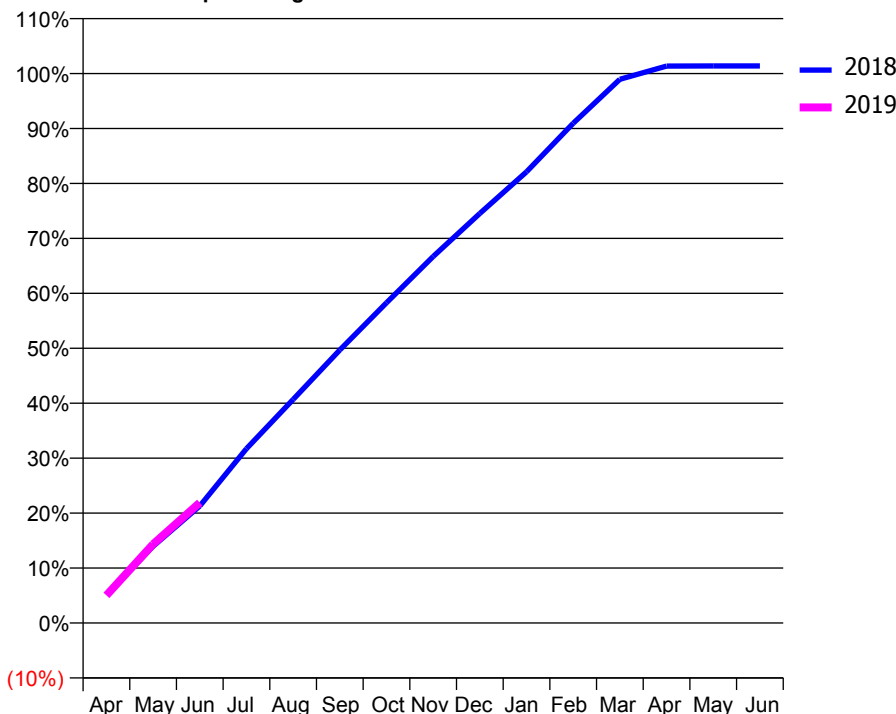
### ACCESS\*

Patients seen in 24 months	Total	Change since previous quarter
Quarter ending June 2017	6,086	
Quarter ending September 2017	6,117	→
Quarter ending December 2017	6,175	→
Quarter ending March 2018	6,214	→
Quarter ending June 2018	6,253	→
<b>Variance since June 2017</b>	<b>2.7%</b>	<b>↑</b>



### ACTIVITY

Cumulative percentage of contracted UDA delivered 2018 & 2019



Month	Adjusted Scheduled Activity (UDA)	
	2018	2019
April	992	964
May	2,675	2,749
June	4,080	4,195
July	6,077	
August	7,792	
September	9,519	
October	11,166	
November	12,779	
December	14,279	
January	15,727	
February	17,421	
March	18,955	
April	19,415	
May	19,419	
June	19,420	

### QUALITY

	Quantity	Base Number	Contract	AT	Region	England
% of FP17s for the same patient ID Re-attending within 3 months - Children	59	796	7.4%	9.3%	11.3%	11.5%
% of FP17s for the same patient ID Re-attending within 3 months - Adults	167	1,560	10.7%	13.1%	14.9%	15.4%
% of FP17s for the same patient ID Re-attending between 3 & 9 months - Children	553	796	69.5%	61.2%	60.0%	58.9%
% of FP17s for the same patient ID Re-attending between 3 & 9 months - Adults	920	1,560	59.0%	55.8%	52.6%	51.6%
% of FP17s for Band 1 Urgent Courses	109	2,084	5.2%	6.9%	7.9%	8.9%
% of FP17s Relating to Free Repair or Replacements	22	2,084	1.1%	0.9%	0.8%	0.8%
% of FP17s Relating to Continuations	20	2,084	1.0%	1.1%	0.9%	0.9%
% of Patients satisfied with the dentistry they have received	14	15	93.3%	93.4%	93.2%	93.2%
% of Patients satisfied with the time they had to wait for an appointment	11	15	73.3%	90.7%	89.1%	88.8%

\* This is based on patients treated on this contract for their most recent course of treatment. Figures in italics indicate the base number of FP17s or Patient Questionnaire responses are less than 100. N/A is shown where the base number of responses is less than 10 during the period. % is calculated as Quantity/Base number\*100

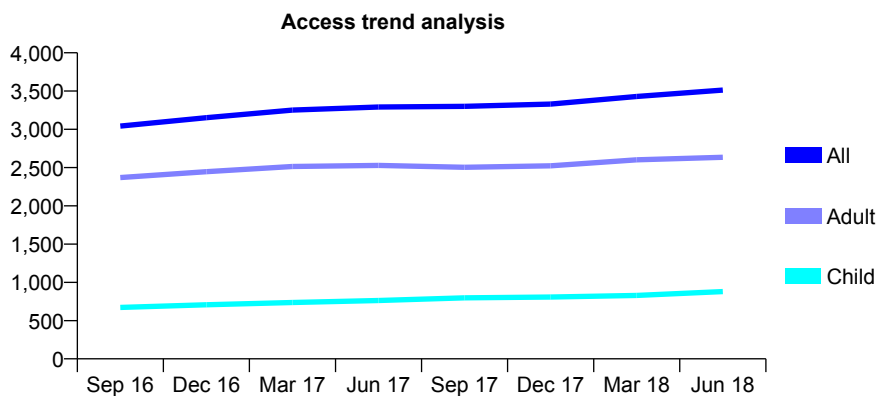
## Q60 - Vital Signs At a Glance Contract Report for 154490/0001 - June 2018

Name or company name	Drs Handa and Handa
Contract type name	GDS Contract
Purpose of contract	General
Contract start date	01/08/2013
Contract end date	

18/19 Contracted general activity (UDA)	9,506
Carry forward general activity (UDA)	0
18/19 Contracted orthodontic activity (UOA)	0
Carry forward orthodontic activity (UOA)	0
Baseline contract value	£198,593.93

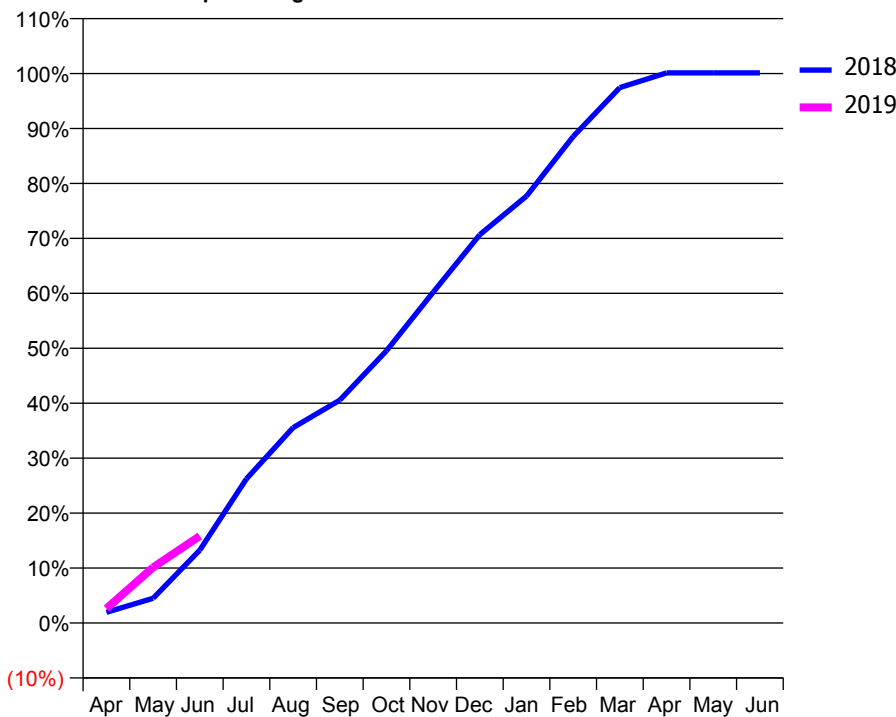
### ACCESS\*

Patients seen in 24 months	Total	Change since previous quarter
Quarter ending June 2017	3,291	
Quarter ending September 2017	3,301	→
Quarter ending December 2017	3,330	→
Quarter ending March 2018	3,429	↑
Quarter ending June 2018	3,513	↑
<b>Variance since June 2017</b>	<b>6.7%</b>	<b>↑</b>



### ACTIVITY

Cumulative percentage of contracted UDA delivered 2018 & 2019



Month	Adjusted Scheduled Activity (UDA)	
	2018	2019
April	137	250
May	316	962
June	930	1,506
July	1,838	
August	2,491	
September	2,841	
October	3,470	
November	4,217	
December	4,952	
January	5,444	
February	6,204	
March	6,828	
April	7,014	
May	7,014	
June	7,014	

### QUALITY

	Quantity	Base Number	Contract	AT	Region	England
% of FP17s for the same patient ID Re-attending within 3 months - Children	17	293	5.8%	9.3%	11.3%	11.5%
% of FP17s for the same patient ID Re-attending within 3 months - Adults	90	802	11.2%	13.1%	14.9%	15.4%
% of FP17s for the same patient ID Re-attending between 3 & 9 months - Children	147	293	50.2%	61.2%	60.0%	58.9%
% of FP17s for the same patient ID Re-attending between 3 & 9 months - Adults	488	802	60.8%	55.8%	52.6%	51.6%
% of FP17s for Band 1 Urgent Courses	18	857	2.1%	6.9%	7.9%	8.9%
% of FP17s Relating to Free Repair or Replacements	5	857	0.6%	0.9%	0.8%	0.8%
% of FP17s Relating to Continuations	20	857	2.3%	1.1%	0.9%	0.9%
% of Patients satisfied with the dentistry they have received	6	7	N/A	93.4%	93.2%	93.2%
% of Patients satisfied with the time they had to wait for an appointment	7	7	N/A	90.7%	89.1%	88.8%

\* This is based on patients treated on this contract for their most recent course of treatment. Figures in italics indicate the base number of FP17s or Patient Questionnaire responses are less than 100. N/A is shown where the base number of responses is less than 10 during the period. % is calculated as Quantity/Base number\*100

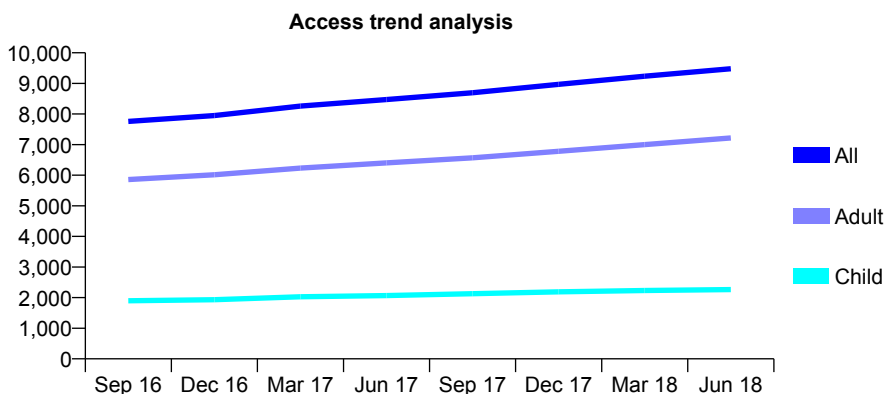
## Q60 - Vital Signs At a Glance Contract Report for 157147/0001 - June 2018

Name or company name	Stop the Clock Dental Care Ltd
Contract type name	GDS Contract
Purpose of contract	General
Contract start date	01/02/2010
Contract end date	

18/19 Contracted general activity (UDA)	29,570
Carry forward general activity (UDA)	0
18/19 Contracted orthodontic activity (UOA)	0
Carry forward orthodontic activity (UOA)	0
Baseline contract value	£728,128.54

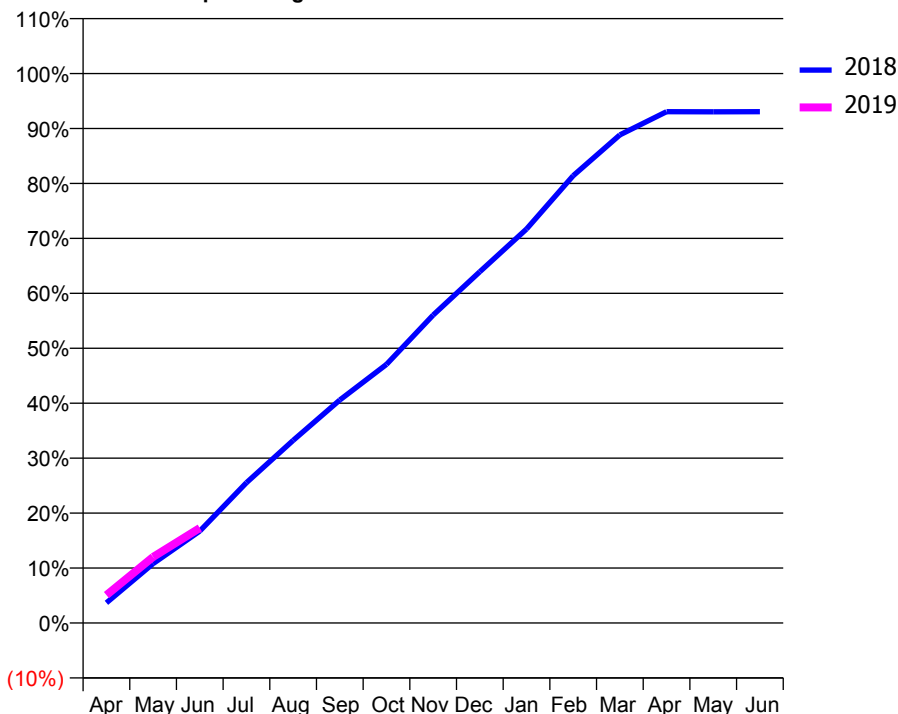
### ACCESS\*

Patients seen in 24 months	Total	Change since previous quarter
Quarter ending June 2017	8,473	
Quarter ending September 2017	8,695	↑
Quarter ending December 2017	8,970	↑
Quarter ending March 2018	9,235	↑
Quarter ending June 2018	9,481	↑
<b>Variance since June 2017</b>	<b>11.9%</b>	<b>↑</b>



### ACTIVITY

Cumulative percentage of contracted UDA delivered 2018 & 2019



Month	Adjusted Scheduled Activity (UDA)	
	2018	2019
April	1,087	1,500
May	3,195	3,553
June	4,950	5,111
July	7,556	
August	9,825	
September	12,003	
October	13,915	
November	16,575	
December	18,902	
January	21,203	
February	24,069	
March	26,269	
April	27,517	
May	27,507	
June	27,514	

### QUALITY

	Quantity	Base Number	Contract	AT	Region	England
% of FP17s for the same patient ID Re-attending within 3 months - Children	62	976	6.4%	9.3%	11.3%	11.5%
% of FP17s for the same patient ID Re-attending within 3 months - Adults	361	2,970	12.2%	13.1%	14.9%	15.4%
% of FP17s for the same patient ID Re-attending between 3 & 9 months - Children	741	976	75.9%	61.2%	60.0%	58.9%
% of FP17s for the same patient ID Re-attending between 3 & 9 months - Adults	2,032	2,970	68.4%	55.8%	52.6%	51.6%
% of FP17s for Band 1 Urgent Courses	206	3,229	6.4%	6.9%	7.9%	8.9%
% of FP17s Relating to Free Repair or Replacements	72	3,229	2.2%	0.9%	0.8%	0.8%
% of FP17s Relating to Continuations	38	3,229	1.2%	1.1%	0.9%	0.9%
% of Patients satisfied with the dentistry they have received	11	12	91.7%	93.4%	93.2%	93.2%
% of Patients satisfied with the time they had to wait for an appointment	12	12	100.0%	90.7%	89.1%	88.8%

\* This is based on patients treated on this contract for their most recent course of treatment. Figures in italics indicate the base number of FP17s or Patient Questionnaire responses are less than 100. N/A is shown where the base number of responses is less than 10 during the period. % is calculated as Quantity/Base number\*100

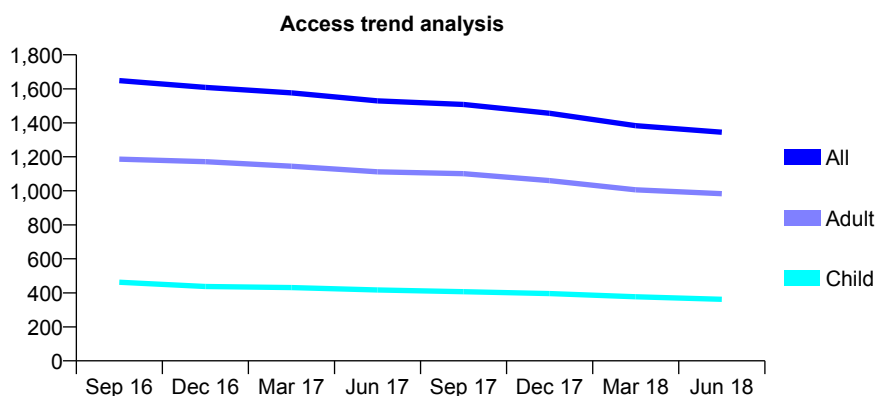
## Q60 - Vital Signs At a Glance Contract Report for 159263/0002 - June 2018

Name or company name	Broseley Dental Practice Ltd
Contract type name	GDS Contract
Purpose of contract	General
Contract start date	01/07/2009
Contract end date	

18/19 Contracted general activity (UDA)	6,819
Carry forward general activity (UDA)	0
18/19 Contracted orthodontic activity (UOA)	0
Carry forward orthodontic activity (UOA)	0
Baseline contract value	£179,671.15

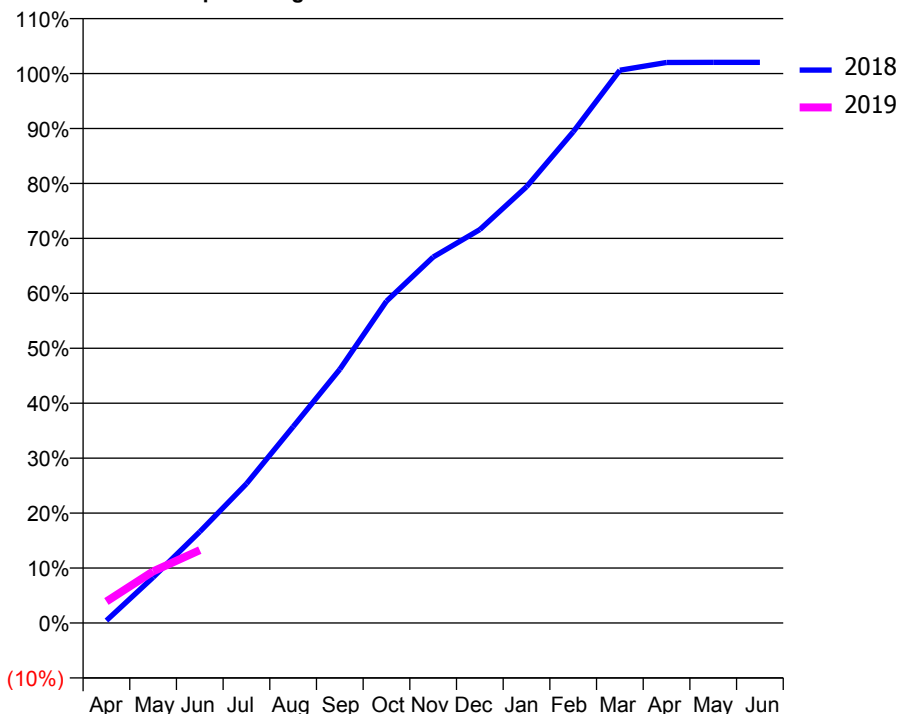
### ACCESS\*

Patients seen in 24 months	Total	Change since previous quarter
Quarter ending June 2017	1,529	
Quarter ending September 2017	1,508	↓
Quarter ending December 2017	1,456	↓
Quarter ending March 2018	1,383	↓
Quarter ending June 2018	1,345	↓
<b>Variance since June 2017</b>	<b>(12.0%)</b>	<b>↓</b>



### ACTIVITY

Cumulative percentage of contracted UDA delivered 2018 & 2019



Adjusted Scheduled Activity (UDA)

Month	2018	2019
April	25	267
May	467	641
June	934	904
July	1,425	
August	2,008	
September	2,594	
October	3,291	
November	3,742	
December	4,024	
January	4,461	
February	5,023	
March	5,653	
April	5,732	
May	5,733	
June	5,733	

### QUALITY

	Quantity	Base Number	Contract	AT	Region	England
% of FP17s for the same patient ID Re-attending within 3 months - Children	13	143	9.1%	9.3%	11.3%	11.5%
% of FP17s for the same patient ID Re-attending within 3 months - Adults	38	285	13.3%	13.1%	14.9%	15.4%
% of FP17s for the same patient ID Re-attending between 3 & 9 months - Children	99	143	69.2%	61.2%	60.0%	58.9%
% of FP17s for the same patient ID Re-attending between 3 & 9 months - Adults	181	285	63.5%	55.8%	52.6%	51.6%
% of FP17s for Band 1 Urgent Courses	20	381	5.2%	6.9%	7.9%	8.9%
% of FP17s Relating to Free Repair or Replacements	5	381	1.3%	0.9%	0.8%	0.8%
% of FP17s Relating to Continuations	0	381	0.0%	1.1%	0.9%	0.9%
% of Patients satisfied with the dentistry they have received	2	2	N/A	93.4%	93.2%	93.2%
% of Patients satisfied with the time they had to wait for an appointment	1	2	N/A	90.7%	89.1%	88.8%

\* This is based on patients treated on this contract for their most recent course of treatment. Figures in italics indicate the base number of FP17s or Patient Questionnaire responses are less than 100. N/A is shown where the base number of responses is less than 10 during the period. % is calculated as Quantity/Base number\*100

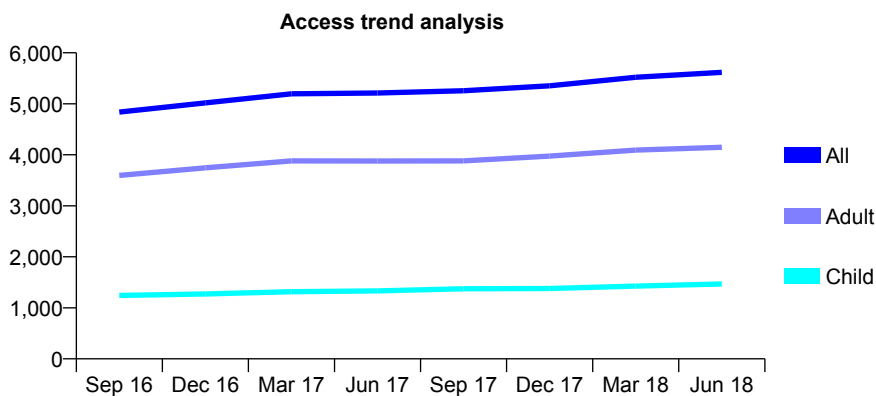
## Q60 - Vital Signs At a Glance Contract Report for 159441/0001 - June 2018

Name or company name	<a href="#">DentalPerfection@Branston</a>
Contract type name	GDS Contract
Purpose of contract	General
Contract start date	28/01/2011
Contract end date	

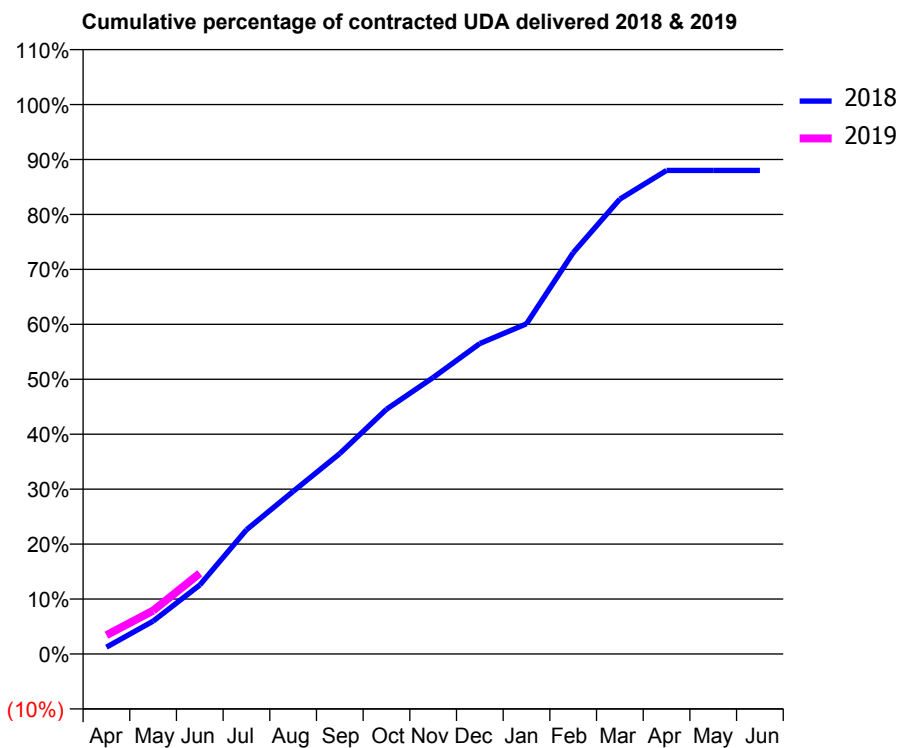
18/19 Contracted general activity (UDA)	15,786
Carry forward general activity (UDA)	0
18/19 Contracted orthodontic activity (UOA)	0
Carry forward orthodontic activity (UOA)	0
Baseline contract value	£369,535.43

### ACCESS\*

Patients seen in 24 months	Total	Change since previous quarter
Quarter ending June 2017	5,212	
Quarter ending September 2017	5,255	→
Quarter ending December 2017	5,354	→
Quarter ending March 2018	5,519	↑
Quarter ending June 2018	5,616	→
<b>Variance since June 2017</b>	<b>7.8%</b>	<b>↑</b>



### ACTIVITY



Month	Adjusted Scheduled Activity (UDA)	
	2018	2019
April	199	543
May	946	1,246
June	1,982	2,320
July	3,567	
August	4,671	
September	5,759	
October	7,032	
November	7,943	
December	8,922	
January	9,489	
February	11,530	
March	13,067	
April	13,892	
May	13,892	
June	13,893	

### QUALITY

	Quantity	Base Number	Contract	AT	Region	England
% of FP17s for the same patient ID Re-attending within 3 months - Children	15	433	3.5%	9.3%	11.3%	11.5%
% of FP17s for the same patient ID Re-attending within 3 months - Adults	111	1,075	10.3%	13.1%	14.9%	15.4%
% of FP17s for the same patient ID Re-attending between 3 & 9 months - Children	240	433	55.4%	61.2%	60.0%	58.9%
% of FP17s for the same patient ID Re-attending between 3 & 9 months - Adults	525	1,075	48.8%	55.8%	52.6%	51.6%
% of FP17s for Band 1 Urgent Courses	46	1,223	3.8%	6.9%	7.9%	8.9%
% of FP17s Relating to Free Repair or Replacements	1	1,223	0.1%	0.9%	0.8%	0.8%
% of FP17s Relating to Continuations	25	1,223	2.0%	1.1%	0.9%	0.9%
% of Patients satisfied with the dentistry they have received	9	10	90.0%	93.4%	93.2%	93.2%
% of Patients satisfied with the time they had to wait for an appointment	8	10	80.0%	90.7%	89.1%	88.8%

\* This is based on patients treated on this contract for their most recent course of treatment. Figures in italics indicate the base number of FP17s or Patient Questionnaire responses are less than 100. N/A is shown where the base number of responses is less than 10 during the period. % is calculated as Quantity/Base number\*100

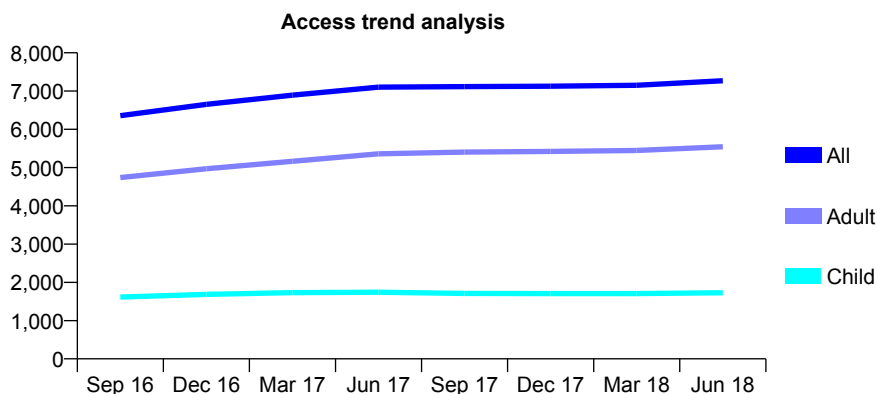
## Q60 - Vital Signs At a Glance Contract Report for 161799/0001 - June 2018

Name or company name	Lyme Dental Practice
Contract type name	GDS Contract
Purpose of contract	General
Contract start date	21/10/2013
Contract end date	

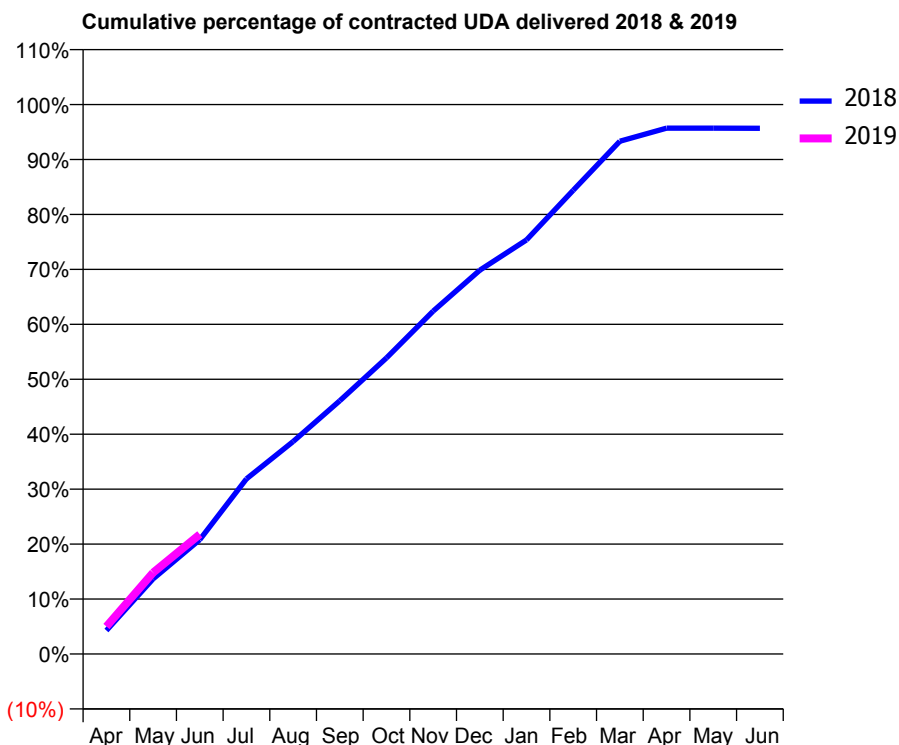
18/19 Contracted general activity (UDA)	19,000
Carry forward general activity (UDA)	0
18/19 Contracted orthodontic activity (UOA)	0
Carry forward orthodontic activity (UOA)	0
Baseline contract value	£434,988.10

### ACCESS\*

Patients seen in 24 months	Total	Change since previous quarter
Quarter ending June 2017	7,103	
Quarter ending September 2017	7,116	→
Quarter ending December 2017	7,128	→
Quarter ending March 2018	7,151	→
Quarter ending June 2018	7,271	→
<b>Variance since June 2017</b>	<b>2.4%</b>	<b>↑</b>



### ACTIVITY



Month	Adjusted Scheduled Activity (UDA)	
	2018	2019
April	813	953
May	2,599	2,815
June	3,956	4,140
July	6,056	
August	7,349	
September	8,759	
October	10,236	
November	11,856	
December	13,273	
January	14,320	
February	16,032	
March	17,729	
April	18,184	
May	18,181	
June	18,180	

### QUALITY

	Quantity	Base Number	Contract	AT	Region	England
% of FP17s for the same patient ID Re-attending within 3 months - Children	46	631	7.3%	9.3%	11.3%	11.5%
% of FP17s for the same patient ID Re-attending within 3 months - Adults	177	1,836	9.6%	13.1%	14.9%	15.4%
% of FP17s for the same patient ID Re-attending between 3 & 9 months - Children	371	631	58.8%	61.2%	60.0%	58.9%
% of FP17s for the same patient ID Re-attending between 3 & 9 months - Adults	1,065	1,836	58.0%	55.8%	52.6%	51.6%
% of FP17s for Band 1 Urgent Courses	99	2,256	4.4%	6.9%	7.9%	8.9%
% of FP17s Relating to Free Repair or Replacements	7	2,256	0.3%	0.9%	0.8%	0.8%
% of FP17s Relating to Continuations	46	2,256	2.0%	1.1%	0.9%	0.9%
% of Patients satisfied with the dentistry they have received	10	10	100.0%	93.4%	93.2%	93.2%
% of Patients satisfied with the time they had to wait for an appointment	10	10	100.0%	90.7%	89.1%	88.8%

\* This is based on patients treated on this contract for their most recent course of treatment. Figures in italics indicate the base number of FP17s or Patient Questionnaire responses are less than 100. N/A is shown where the base number of responses is less than 10 during the period. % is calculated as Quantity/Base number\*100

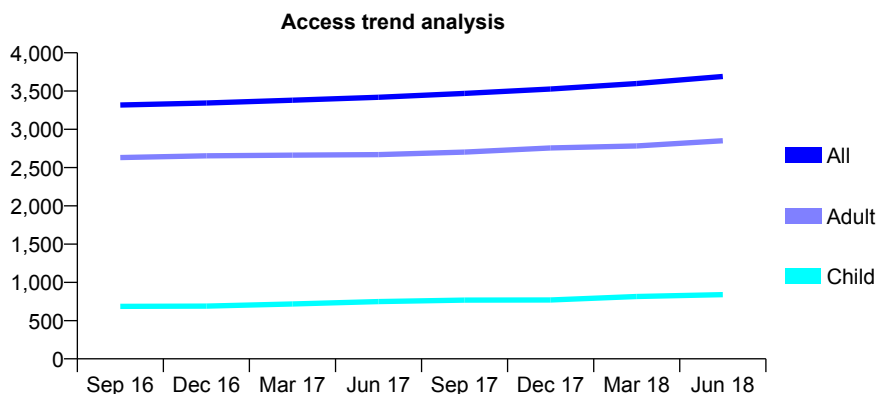
## Q60 - Vital Signs At a Glance Contract Report for 162094/0001 - June 2018

Name or company name	The Dental Surgery
Contract type name	GDS Contract
Purpose of contract	General
Contract start date	01/10/2009
Contract end date	

18/19 Contracted general activity (UDA)	10,964
Carry forward general activity (UDA)	0
18/19 Contracted orthodontic activity (UOA)	0
Carry forward orthodontic activity (UOA)	0
Baseline contract value	£186,466.48

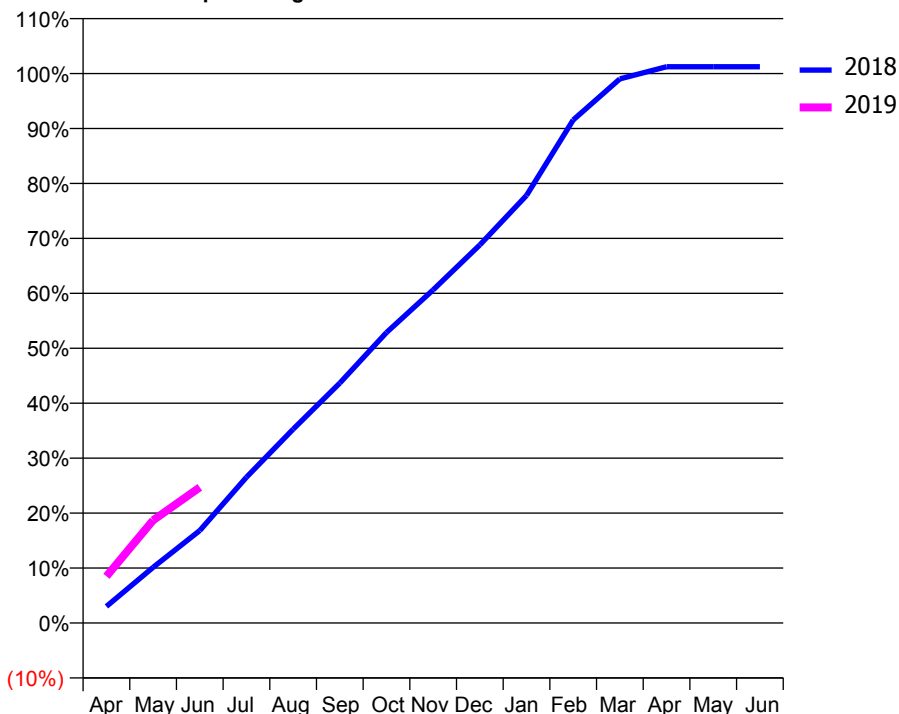
### ACCESS\*

Patients seen in 24 months	Total	Change since previous quarter
Quarter ending June 2017	3,418	
Quarter ending September 2017	3,470	→
Quarter ending December 2017	3,526	→
Quarter ending March 2018	3,598	↑
Quarter ending June 2018	3,691	↑
<b>Variance since June 2017</b>	<b>8.0%</b>	<b>↑</b>



### ACTIVITY

Cumulative percentage of contracted UDA delivered 2018 & 2019



Month	Adjusted Scheduled Activity (UDA)	
	2018	2019
April	332	932
May	1,111	2,049
June	1,845	2,707
July	2,910	
August	3,868	
September	4,787	
October	5,795	
November	6,648	
December	7,543	
January	8,531	
February	10,037	
March	10,857	
April	11,099	
May	11,100	
June	11,100	

### QUALITY

	Quantity	Base Number	Contract	AT	Region	England
% of FP17s for the same patient ID Re-attending within 3 months - Children	3	221	1.4%	9.3%	11.3%	11.5%
% of FP17s for the same patient ID Re-attending within 3 months - Adults	42	720	5.8%	13.1%	14.9%	15.4%
% of FP17s for the same patient ID Re-attending between 3 & 9 months - Children	65	221	29.4%	61.2%	60.0%	58.9%
% of FP17s for the same patient ID Re-attending between 3 & 9 months - Adults	289	720	40.1%	55.8%	52.6%	51.6%
% of FP17s for Band 1 Urgent Courses	37	868	4.3%	6.9%	7.9%	8.9%
% of FP17s Relating to Free Repair or Replacements	7	868	0.8%	0.9%	0.8%	0.8%
% of FP17s Relating to Continuations	3	868	0.3%	1.1%	0.9%	0.9%
% of Patients satisfied with the dentistry they have received	1	2	N/A	93.4%	93.2%	93.2%
% of Patients satisfied with the time they had to wait for an appointment	1	2	N/A	90.7%	89.1%	88.8%

\* This is based on patients treated on this contract for their most recent course of treatment. Figures in italics indicate the base number of FP17s or Patient Questionnaire responses are less than 100. N/A is shown where the base number of responses is less than 10 during the period. % is calculated as Quantity/Base number\*100



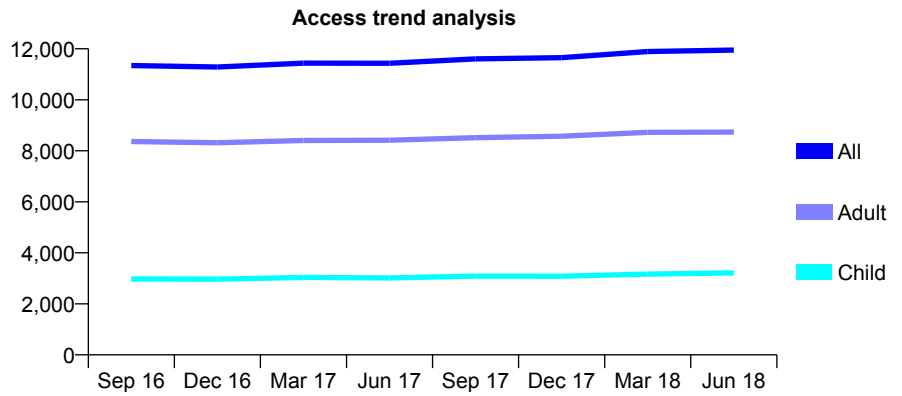
## Q60 - Vital Signs At a Glance Contract Report for 162671/0001 - June 2018

Name or company name	Smallthorne Family Dental Centre
Contract type name	GDS Contract
Purpose of contract	General
Contract start date	01/04/2012
Contract end date	

18/19 Contracted general activity (UDA)	31,552
Carry forward general activity (UDA)	0
18/19 Contracted orthodontic activity (UOA)	0
Carry forward orthodontic activity (UOA)	0
Baseline contract value	£917,947.93

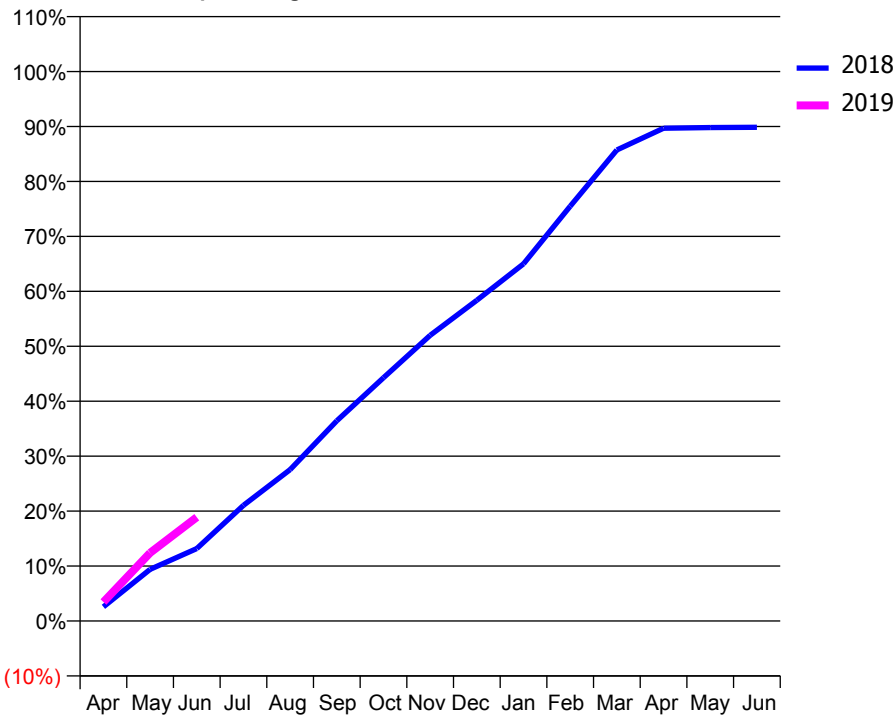
### ACCESS\*

Patients seen in 24 months	Total	Change since previous quarter
Quarter ending June 2017	11,433	
Quarter ending September 2017	11,604	→
Quarter ending December 2017	11,654	→
Quarter ending March 2018	11,891	↑
Quarter ending June 2018	11,948	→
<b>Variance since June 2017</b>	<b>4.5%</b>	<b>↑</b>



### ACTIVITY

Cumulative percentage of contracted UDA delivered 2018 & 2019



Month	Adjusted Scheduled Activity (UDA)	
	2018	2019
April	815	1,092
May	2,971	3,920
June	4,163	5,958
July	6,642	
August	8,693	
September	11,500	
October	13,972	
November	16,407	
December	18,416	
January	20,506	
February	23,819	
March	27,049	
April	28,292	
May	28,333	
June	28,349	

### QUALITY

	Quantity	Base Number	Contract	AT	Region	England
% of FP17s for the same patient ID Re-attending within 3 months - Children	48	959	5.0%	9.3%	11.3%	11.5%
% of FP17s for the same patient ID Re-attending within 3 months - Adults	290	2,476	11.7%	13.1%	14.9%	15.4%
% of FP17s for the same patient ID Re-attending between 3 & 9 months - Children	472	959	49.2%	61.2%	60.0%	58.9%
% of FP17s for the same patient ID Re-attending between 3 & 9 months - Adults	1,169	2,476	47.2%	55.8%	52.6%	51.6%
% of FP17s for Band 1 Urgent Courses	168	2,821	6.0%	6.9%	7.9%	8.9%
% of FP17s Relating to Free Repair or Replacements	33	2,821	1.2%	0.9%	0.8%	0.8%
% of FP17s Relating to Continuations	24	2,821	0.9%	1.1%	0.9%	0.9%
% of Patients satisfied with the dentistry they have received	12	13	92.3%	93.4%	93.2%	93.2%
% of Patients satisfied with the time they had to wait for an appointment	12	13	92.3%	90.7%	89.1%	88.8%

\* This is based on patients treated on this contract for their most recent course of treatment. Figures in italics indicate the base number of FP17s or Patient Questionnaire responses are less than 100. N/A is shown where the base number of responses is less than 10 during the period. % is calculated as Quantity/Base number\*100

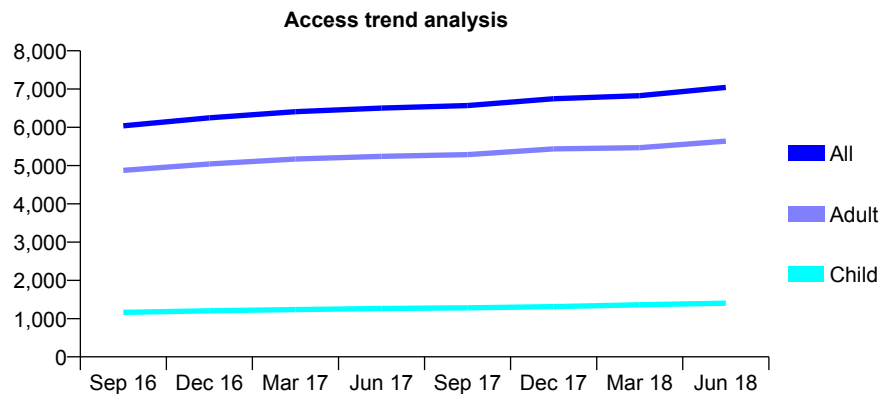
## Q60 - Vital Signs At a Glance Contract Report for 165581/0001 - June 2018

Name or company name	Meir Health Dental Surgery
Contract type name	GDS Contract
Purpose of contract	General
Contract start date	01/04/2010
Contract end date	

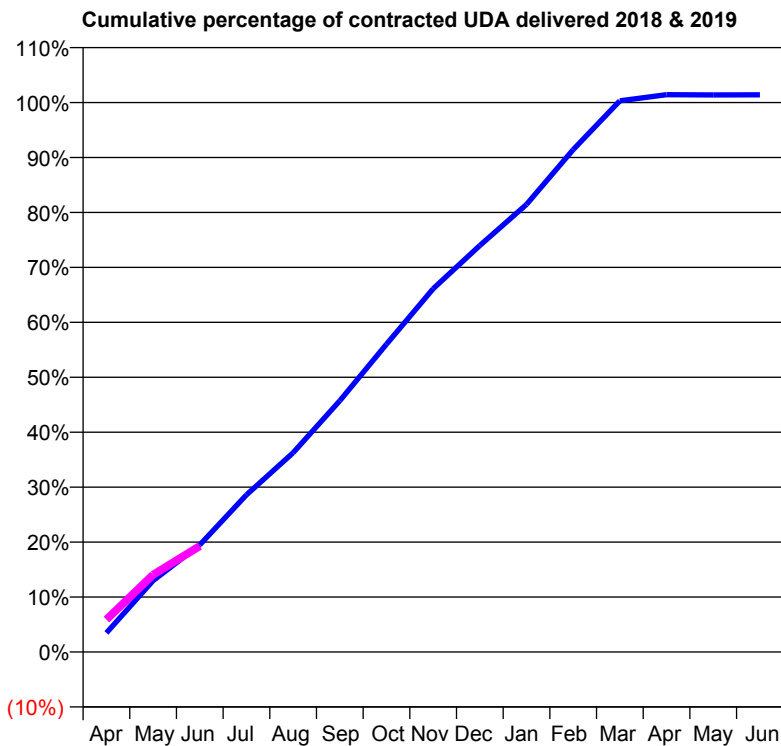
18/19 Contracted general activity (UDA)	22,250
Carry forward general activity (UDA)	0
18/19 Contracted orthodontic activity (UOA)	0
Carry forward orthodontic activity (UOA)	0
Baseline contract value	£584,241.85

### ACCESS\*

Patients seen in 24 months	Total	Change since previous quarter
Quarter ending June 2017	6,504	
Quarter ending September 2017	6,568	→
Quarter ending December 2017	6,748	↑
Quarter ending March 2018	6,828	→
Quarter ending June 2018	7,043	↑
<b>Variance since June 2017</b>	<b>8.3%</b>	<b>↑</b>



### ACTIVITY



Month	Adjusted Scheduled Activity (UDA)	
	2018	2019
April	601	1,315
May	2,241	3,129
June	3,365	4,292
July	4,932	
August	6,258	
September	7,889	
October	9,661	
November	11,406	
December	12,760	
January	14,052	
February	15,772	
March	17,305	
April	17,495	
May	17,488	
June	17,490	

### QUALITY

	Quantity	Base Number	Contract	AT	Region	England
% of FP17s for the same patient ID Re-attending within 3 months - Children	14	411	3.4%	9.3%	11.3%	11.5%
% of FP17s for the same patient ID Re-attending within 3 months - Adults	155	1,962	7.9%	13.1%	14.9%	15.4%
% of FP17s for the same patient ID Re-attending between 3 & 9 months - Children	250	411	60.8%	61.2%	60.0%	58.9%
% of FP17s for the same patient ID Re-attending between 3 & 9 months - Adults	1,240	1,962	63.2%	55.8%	52.6%	51.6%
% of FP17s for Band 1 Urgent Courses	100	2,245	4.5%	6.9%	7.9%	8.9%
% of FP17s Relating to Free Repair or Replacements	21	2,245	0.9%	0.9%	0.8%	0.8%
% of FP17s Relating to Continuations	7	2,245	0.3%	1.1%	0.9%	0.9%
% of Patients satisfied with the dentistry they have received	4	4	N/A	93.4%	93.2%	93.2%
% of Patients satisfied with the time they had to wait for an appointment	4	4	N/A	90.7%	89.1%	88.8%

\* This is based on patients treated on this contract for their most recent course of treatment. Figures in italics indicate the base number of FP17s or Patient Questionnaire responses are less than 100. N/A is shown where the base number of responses is less than 10 during the period. % is calculated as Quantity/Base number\*100

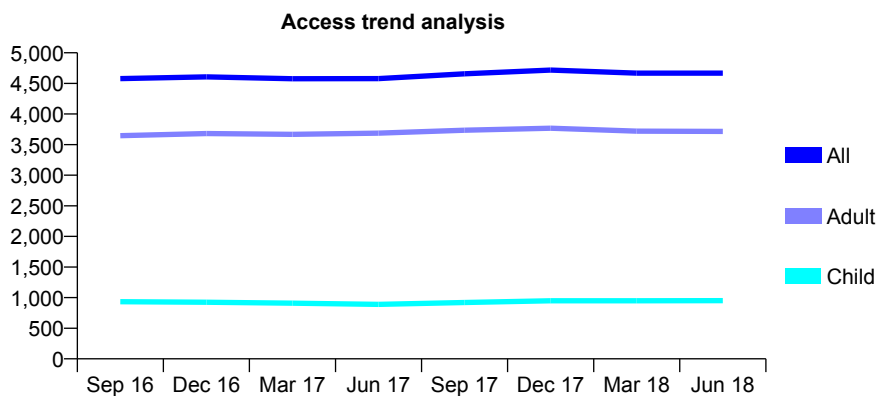
## Q60 - Vital Signs At a Glance Contract Report for 165832/0001 - June 2018

Name or company name	Dam Street Dental Practice
Contract type name	GDS Contract
Purpose of contract	General
Contract start date	16/05/2012
Contract end date	

18/19 Contracted general activity (UDA)	12,810
Carry forward general activity (UDA)	0
18/19 Contracted orthodontic activity (UOA)	0
Carry forward orthodontic activity (UOA)	0
Baseline contract value	£330,037.02

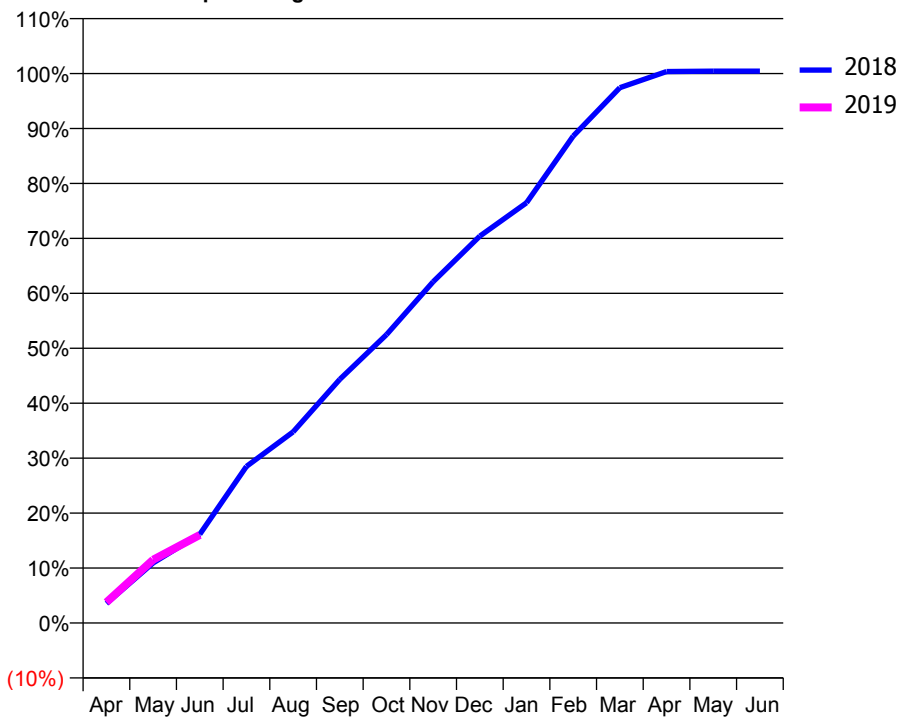
### ACCESS\*

Patients seen in 24 months	Total	Change since previous quarter
Quarter ending June 2017	4,578	
Quarter ending September 2017	4,656	→
Quarter ending December 2017	4,717	→
Quarter ending March 2018	4,667	↓
Quarter ending June 2018	4,667	→
<b>Variance since June 2017</b>	<b>1.9%</b>	<b>→</b>



### ACTIVITY

Cumulative percentage of contracted UDA delivered 2018 & 2019



Month	Adjusted Scheduled Activity (UDA)	
	2018	2019
April	435	484
May	1,334	1,475
June	1,973	2,054
July	3,481	
August	4,246	
September	5,414	
October	6,407	
November	7,585	
December	8,598	
January	9,336	
February	10,820	
March	11,895	
April	12,254	
May	12,264	
June	12,264	

### QUALITY

	Quantity	Base Number	Contract	AT	Region	England
% of FP17s for the same patient ID Re-attending within 3 months - Children	14	219	6.4%	9.3%	11.3%	11.5%
% of FP17s for the same patient ID Re-attending within 3 months - Adults	146	889	16.4%	13.1%	14.9%	15.4%
% of FP17s for the same patient ID Re-attending between 3 & 9 months - Children	105	219	47.9%	61.2%	60.0%	58.9%
% of FP17s for the same patient ID Re-attending between 3 & 9 months - Adults	419	889	47.1%	55.8%	52.6%	51.6%
% of FP17s for Band 1 Urgent Courses	59	871	6.8%	6.9%	7.9%	8.9%
% of FP17s Relating to Free Repair or Replacements	11	871	1.3%	0.9%	0.8%	0.8%
% of FP17s Relating to Continuations	15	871	1.7%	1.1%	0.9%	0.9%
% of Patients satisfied with the dentistry they have received	3	3	N/A	93.4%	93.2%	93.2%
% of Patients satisfied with the time they had to wait for an appointment	3	3	N/A	90.7%	89.1%	88.8%

\* This is based on patients treated on this contract for their most recent course of treatment. Figures in italics indicate the base number of FP17s or Patient Questionnaire responses are less than 100. N/A is shown where the base number of responses is less than 10 during the period. % is calculated as Quantity/Base number\*100

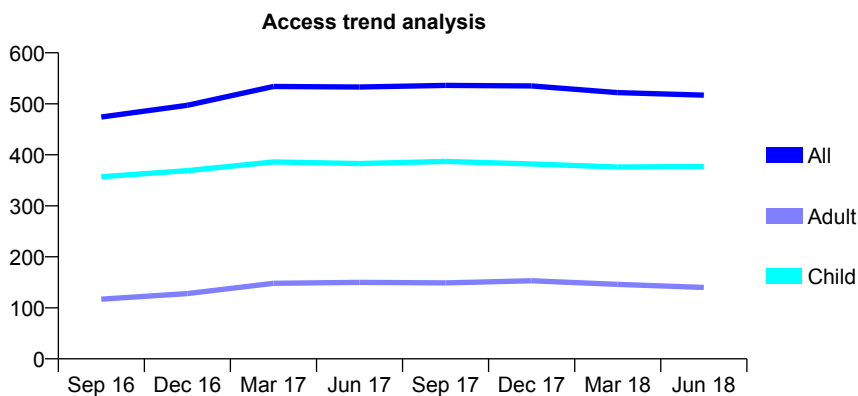
## Q60 - Vital Signs At a Glance Contract Report for 166219/0001 - June 2018

Name or company name	Grocott and Vlok
Contract type name	GDS Contract
Purpose of contract	General
Contract start date	18/05/2015
Contract end date	

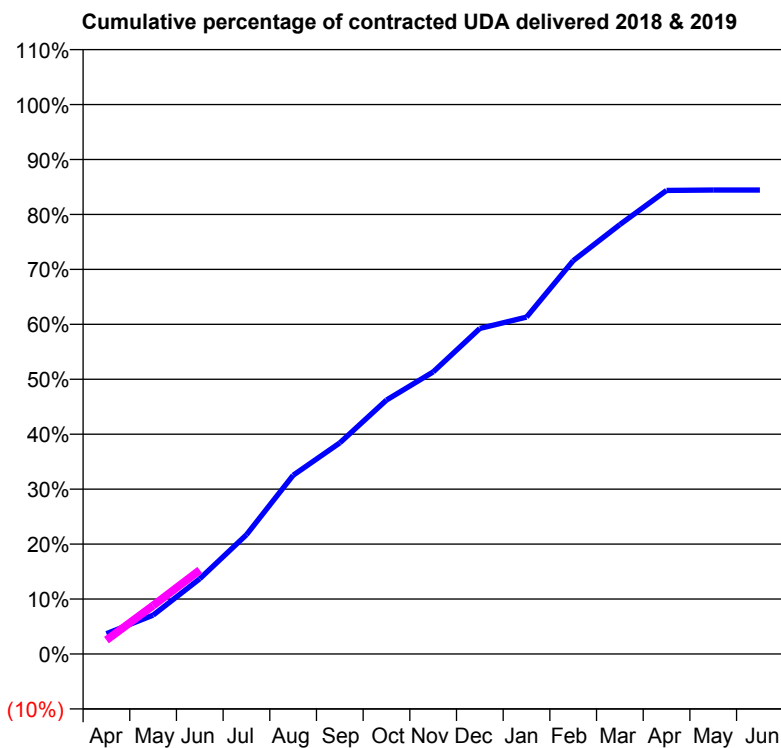
18/19 Contracted general activity (UDA)	1,471
Carry forward general activity (UDA)	0
18/19 Contracted orthodontic activity (UOA)	0
Carry forward orthodontic activity (UOA)	0
Baseline contract value	£39,799.10

### ACCESS\*

Patients seen in 24 months	Total	Change since previous quarter
Quarter ending June 2017	533	
Quarter ending September 2017	536	→
Quarter ending December 2017	535	→
Quarter ending March 2018	522	↓
Quarter ending June 2018	517	→
<b>Variance since June 2017</b>	<b>(3.0%)</b>	<b>↓</b>



### ACTIVITY



Month	Adjusted Scheduled Activity (UDA)	
	2018	2019
April	54	37
May	104	130
June	201	225
July	319	
August	479	
September	565	
October	680	
November	755	
December	872	
January	902	
February	1,053	
March	1,150	
April	1,241	
May	1,242	
June	1,242	

### QUALITY

	Quantity	Base Number	Contract	AT	Region	England
% of FP17s for the same patient ID Re-attending within 3 months - Children	9	124	7.3%	9.3%	11.3%	11.5%
% of FP17s for the same patient ID Re-attending within 3 months - Adults	5	34	14.7%	13.1%	14.9%	15.4%
% of FP17s for the same patient ID Re-attending between 3 & 9 months - Children	80	124	64.5%	61.2%	60.0%	58.9%
% of FP17s for the same patient ID Re-attending between 3 & 9 months - Adults	16	34	47.1%	55.8%	52.6%	51.6%
% of FP17s for Band 1 Urgent Courses	4	120	3.3%	6.9%	7.9%	8.9%
% of FP17s Relating to Free Repair or Replacements	0	120	0.0%	0.9%	0.8%	0.8%
% of FP17s Relating to Continuations	0	120	0.0%	1.1%	0.9%	0.9%
% of Patients satisfied with the dentistry they have received	0	0	N/A	93.4%	93.2%	93.2%
% of Patients satisfied with the time they had to wait for an appointment	0	0	N/A	90.7%	89.1%	88.8%

\* This is based on patients treated on this contract for their most recent course of treatment. Figures in italics indicate the base number of FP17s or Patient Questionnaire responses are less than 100. N/A is shown where the base number of responses is less than 10 during the period. % is calculated as Quantity/Base number\*100

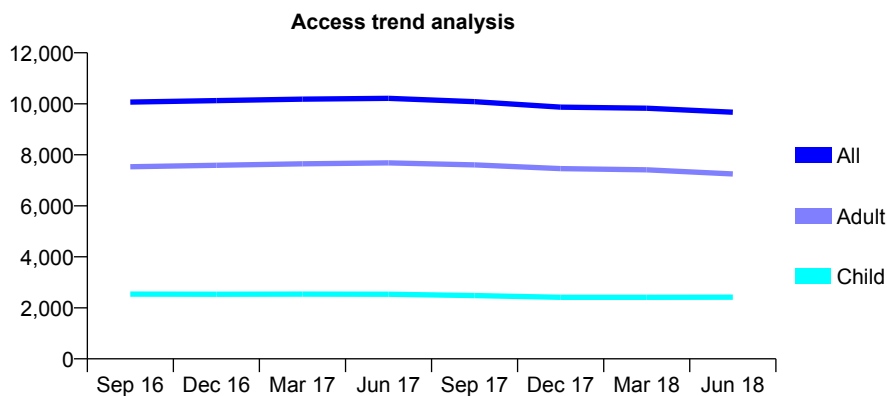
## Q60 - Vital Signs At a Glance Contract Report for 168971/0001 - June 2018

Name or company name	Blurton Dental Centre
Contract type name	GDS Contract
Purpose of contract	General
Contract start date	01/04/2012
Contract end date	

18/19 Contracted general activity (UDA)	28,918
Carry forward general activity (UDA)	0
18/19 Contracted orthodontic activity (UOA)	0
Carry forward orthodontic activity (UOA)	0
Baseline contract value	£748,171.31

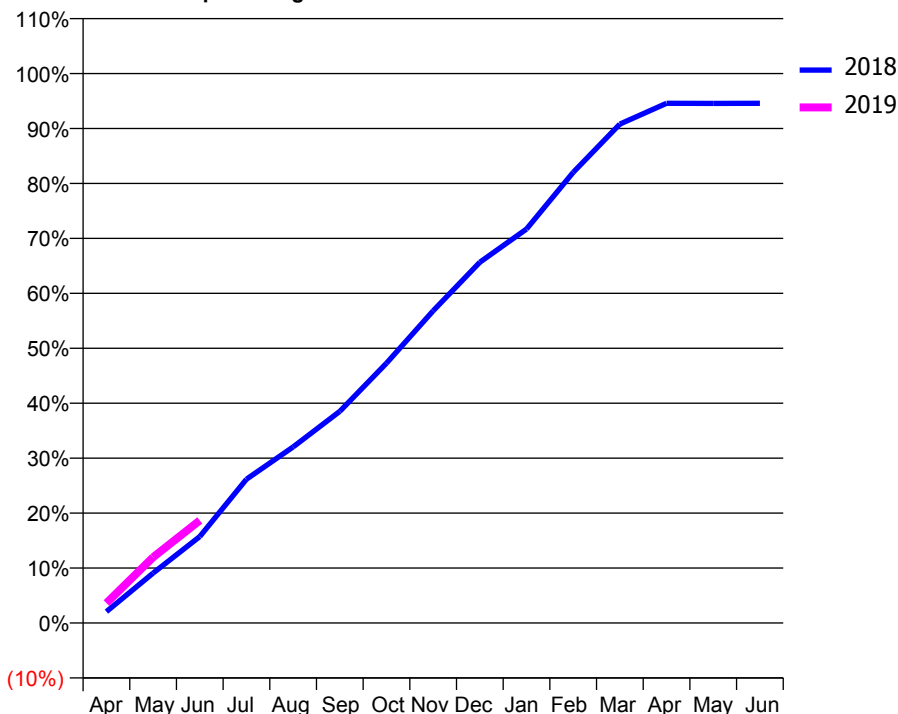
### ACCESS\*

Patients seen in 24 months	Total	Change since previous quarter
Quarter ending June 2017	10,216	
Quarter ending September 2017	10,085	↓
Quarter ending December 2017	9,871	↓
Quarter ending March 2018	9,825	→
Quarter ending June 2018	9,671	↓
<b>Variance since June 2017</b>	<b>(5.3%)</b>	<b>↓</b>



### ACTIVITY

Cumulative percentage of contracted UDA delivered 2018 & 2019



Adjusted Scheduled Activity (UDA)

Month	2018	2019
April	603	1,050
May	2,630	3,467
June	4,554	5,401
July	7,566	
August	9,268	
September	11,142	
October	13,674	
November	16,428	
December	18,986	
January	20,736	
February	23,717	
March	26,259	
April	27,349	
May	27,347	
June	27,350	

### QUALITY

	Quantity	Base Number	Contract	AT	Region	England
% of FP17s for the same patient ID Re-attending within 3 months - Children	55	729	7.5%	9.3%	11.3%	11.5%
% of FP17s for the same patient ID Re-attending within 3 months - Adults	291	2,334	12.5%	13.1%	14.9%	15.4%
% of FP17s for the same patient ID Re-attending between 3 & 9 months - Children	432	729	59.3%	61.2%	60.0%	58.9%
% of FP17s for the same patient ID Re-attending between 3 & 9 months - Adults	1,459	2,334	62.5%	55.8%	52.6%	51.6%
% of FP17s for Band 1 Urgent Courses	87	2,569	3.4%	6.9%	7.9%	8.9%
% of FP17s Relating to Free Repair or Replacements	32	2,569	1.2%	0.9%	0.8%	0.8%
% of FP17s Relating to Continuations	57	2,569	2.2%	1.1%	0.9%	0.9%
% of Patients satisfied with the dentistry they have received	5	5	N/A	93.4%	93.2%	93.2%
% of Patients satisfied with the time they had to wait for an appointment	5	5	N/A	90.7%	89.1%	88.8%

\* This is based on patients treated on this contract for their most recent course of treatment. Figures in italics indicate the base number of FP17s or Patient Questionnaire responses are less than 100. N/A is shown where the base number of responses is less than 10 during the period. % is calculated as Quantity/Base number\*100

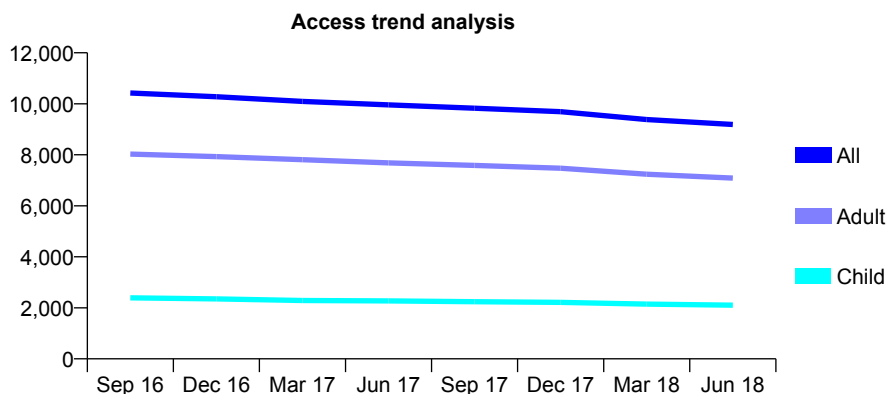
## Q60 - Vital Signs At a Glance Contract Report for 171077/0001 - June 2018

Name or company name	Avondale House Surgery Ltd
Contract type name	GDS Contract
Purpose of contract	General
Contract start date	04/09/2009
Contract end date	

18/19 Contracted general activity (UDA)	30,210
Carry forward general activity (UDA)	0
18/19 Contracted orthodontic activity (UOA)	0
Carry forward orthodontic activity (UOA)	0
Baseline contract value	£804,322.50

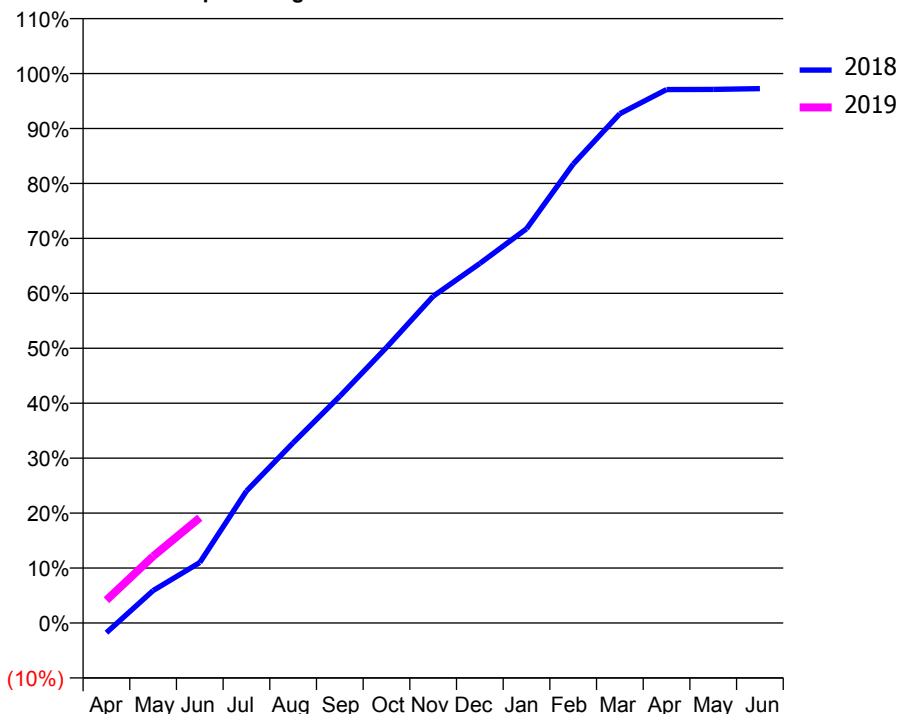
### ACCESS\*

Patients seen in 24 months	Total	Change since previous quarter
Quarter ending June 2017	9,957	
Quarter ending September 2017	9,825	↓
Quarter ending December 2017	9,690	↓
Quarter ending March 2018	9,382	↓
Quarter ending June 2018	9,189	↓
<b>Variance since June 2017</b>	<b>(7.7%)</b>	<b>↓</b>



### ACTIVITY

Cumulative percentage of contracted UDA delivered 2018 & 2019



Month	Adjusted Scheduled Activity (UDA)	
	2018	2019
April	-537	1,260
May	1,786	3,668
June	3,324	5,786
July	7,251	
August	9,907	
September	12,464	
October	15,151	
November	17,966	
December	19,765	
January	21,675	
February	25,233	
March	28,004	
April	29,331	
May	29,332	
June	29,376	

### QUALITY

	Quantity	Base Number	Contract	AT	Region	England
% of FP17s for the same patient ID Re-attending within 3 months - Children	49	619	7.9%	9.3%	11.3%	11.5%
% of FP17s for the same patient ID Re-attending within 3 months - Adults	358	2,181	16.4%	13.1%	14.9%	15.4%
% of FP17s for the same patient ID Re-attending between 3 & 9 months - Children	326	619	52.7%	61.2%	60.0%	58.9%
% of FP17s for the same patient ID Re-attending between 3 & 9 months - Adults	1,066	2,181	48.9%	55.8%	52.6%	51.6%
% of FP17s for Band 1 Urgent Courses	220	2,302	9.6%	6.9%	7.9%	8.9%
% of FP17s Relating to Free Repair or Replacements	41	2,302	1.8%	0.9%	0.8%	0.8%
% of FP17s Relating to Continuations	12	2,302	0.5%	1.1%	0.9%	0.9%
% of Patients satisfied with the dentistry they have received	17	18	94.4%	93.4%	93.2%	93.2%
% of Patients satisfied with the time they had to wait for an appointment	18	18	100.0%	90.7%	89.1%	88.8%

\* This is based on patients treated on this contract for their most recent course of treatment. Figures in italics indicate the base number of FP17s or Patient Questionnaire responses are less than 100. N/A is shown where the base number of responses is less than 10 during the period. % is calculated as Quantity/Base number\*100

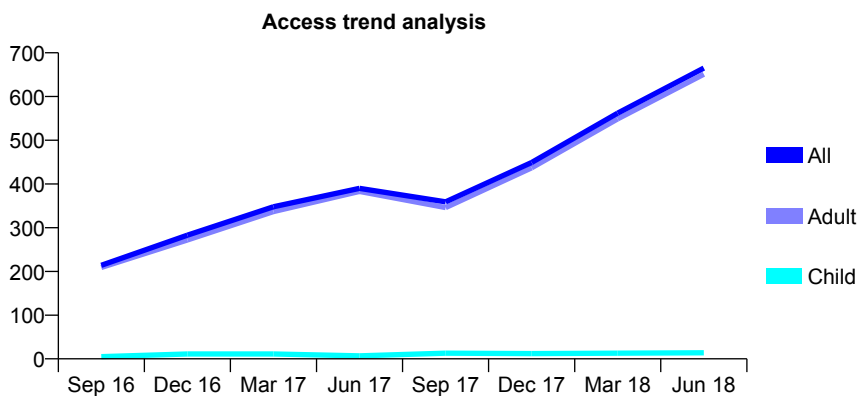
## Q60 - Vital Signs At a Glance Contract Report for 175293/0001 - June 2018

Name or company name	Stirchley Dental Practice
Contract type name	PDS Contract
Purpose of contract	General
Contract start date	01/07/2015
Contract end date	31/03/2020

18/19 Contracted general activity (UDA)	1,800
Carry forward general activity (UDA)	0
18/19 Contracted orthodontic activity (UOA)	0
Carry forward orthodontic activity (UOA)	0
Baseline contract value	£73,384.26

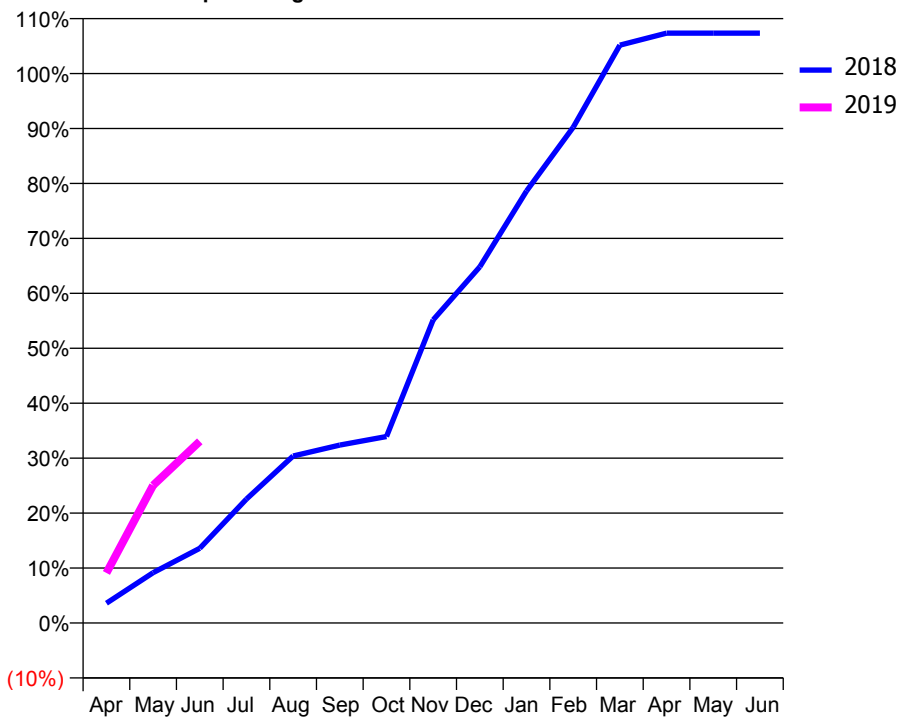
### ACCESS\*

Patients seen in 24 months	Total	Change since previous quarter
Quarter ending June 2017	390	
Quarter ending September 2017	359	↓
Quarter ending December 2017	449	↑
Quarter ending March 2018	562	↑
Quarter ending June 2018	665	↑
<b>Variance since June 2017</b>	<b>70.5%</b>	<b>↑</b>



### ACTIVITY

Cumulative percentage of contracted UDA delivered 2018 & 2019



Adjusted Scheduled Activity (UDA)

Month	2018	2019
April	65	164
May	165	451
June	245	595
July	406	
August	547	
September	583	
October	611	
November	993	
December	1,167	
January	1,415	
February	1,624	
March	1,893	
April	1,932	
May	1,932	
June	1,932	

### QUALITY

	Quantity	Base Number	Contract	AT	Region	England
% of FP17s for the same patient ID Re-attending within 3 months - Children	0	3	0.0%	9.3%	11.3%	11.5%
% of FP17s for the same patient ID Re-attending within 3 months - Adults	0	221	0.0%	13.1%	14.9%	15.4%
% of FP17s for the same patient ID Re-attending between 3 & 9 months - Children	0	3	0.0%	61.2%	60.0%	58.9%
% of FP17s for the same patient ID Re-attending between 3 & 9 months - Adults	1	221	0.5%	55.8%	52.6%	51.6%
% of FP17s for Band 1 Urgent Courses	0	211	0.0%	6.9%	7.9%	8.9%
% of FP17s Relating to Free Repair or Replacements	0	211	0.0%	0.9%	0.8%	0.8%
% of FP17s Relating to Continuations	0	211	0.0%	1.1%	0.9%	0.9%
% of Patients satisfied with the dentistry they have received	1	1	N/A	93.4%	93.2%	93.2%
% of Patients satisfied with the time they had to wait for an appointment	0	1	N/A	90.7%	89.1%	88.8%

\* This is based on patients treated on this contract for their most recent course of treatment. Figures in italics indicate the base number of FP17s or Patient Questionnaire responses are less than 100. N/A is shown where the base number of responses is less than 10 during the period. % is calculated as Quantity/Base number\*100

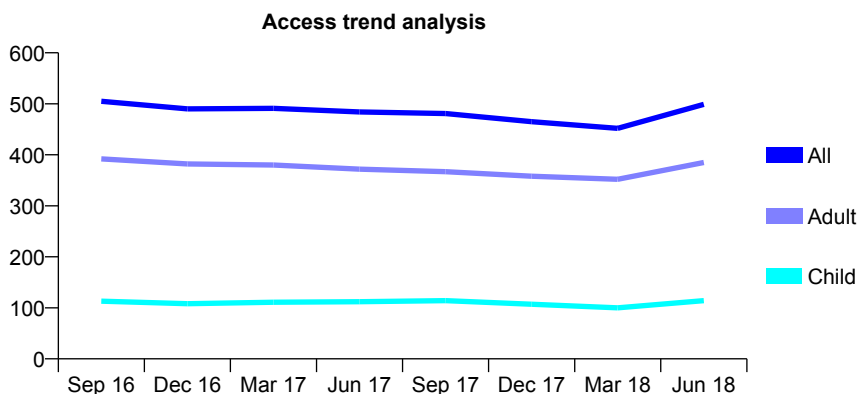
## Q60 - Vital Signs At a Glance Contract Report for 17552/0001 - June 2018

Name or company name	Britannia House Dental Practice
Contract type name	GDS Contract
Purpose of contract	General
Contract start date	01/12/2009
Contract end date	

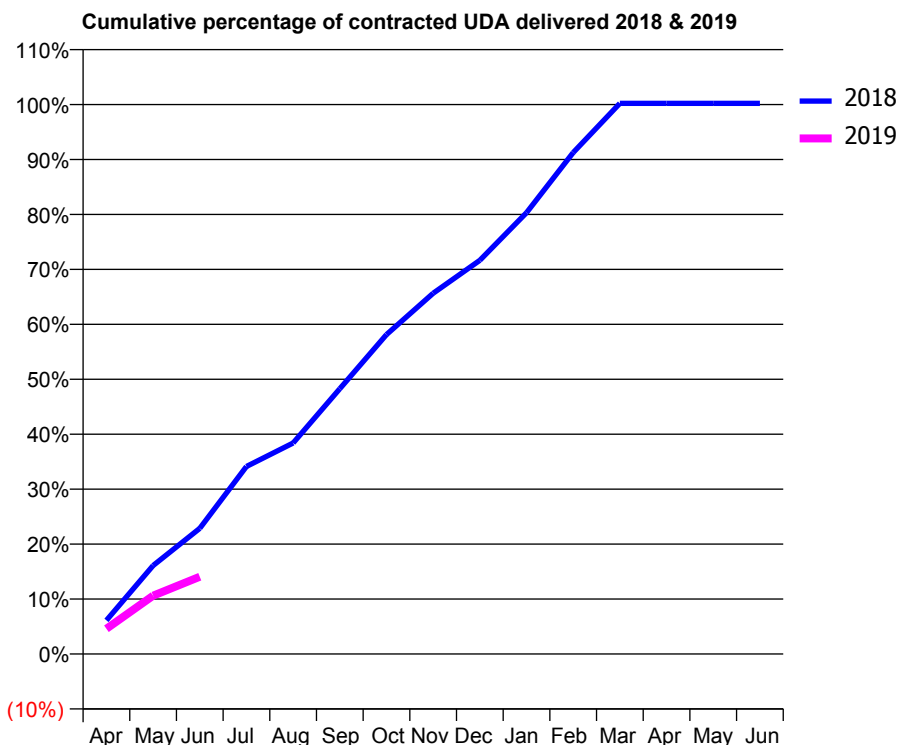
18/19 Contracted general activity (UDA)	2,762
Carry forward general activity (UDA)	0
18/19 Contracted orthodontic activity (UOA)	0
Carry forward orthodontic activity (UOA)	0
Baseline contract value	£70,731.42

### ACCESS\*

Patients seen in 24 months	Total	Change since previous quarter
Quarter ending June 2017	484	
Quarter ending September 2017	481	→
Quarter ending December 2017	465	↓
Quarter ending March 2018	452	↓
Quarter ending June 2018	499	↑
<b>Variance since June 2017</b>	<b>3.1%</b>	<b>↑</b>



### ACTIVITY



Month	Adjusted Scheduled Activity (UDA)	
	2018	2019
April	88	127
May	231	293
June	329	389
July	491	
August	552	
September	694	
October	836	
November	944	
December	1,030	
January	1,155	
February	1,312	
March	1,441	
April	1,441	
May	1,441	
June	1,441	

### QUALITY

	Quantity	Base Number	Contract	AT	Region	England
% of FP17s for the same patient ID Re-attending within 3 months - Children	1	54	1.9%	9.3%	11.3%	11.5%
% of FP17s for the same patient ID Re-attending within 3 months - Adults	18	169	10.7%	13.1%	14.9%	15.4%
% of FP17s for the same patient ID Re-attending between 3 & 9 months - Children	32	54	59.3%	61.2%	60.0%	58.9%
% of FP17s for the same patient ID Re-attending between 3 & 9 months - Adults	105	169	62.1%	55.8%	52.6%	51.6%
% of FP17s for Band 1 Urgent Courses	28	223	12.6%	6.9%	7.9%	8.9%
% of FP17s Relating to Free Repair or Replacements	0	223	0.0%	0.9%	0.8%	0.8%
% of FP17s Relating to Continuations	1	223	0.4%	1.1%	0.9%	0.9%
% of Patients satisfied with the dentistry they have received	0	1	N/A	93.4%	93.2%	93.2%
% of Patients satisfied with the time they had to wait for an appointment	0	1	N/A	90.7%	89.1%	88.8%

\* This is based on patients treated on this contract for their most recent course of treatment. Figures in italics indicate the base number of FP17s or Patient Questionnaire responses are less than 100. N/A is shown where the base number of responses is less than 10 during the period. % is calculated as Quantity/Base number\*100



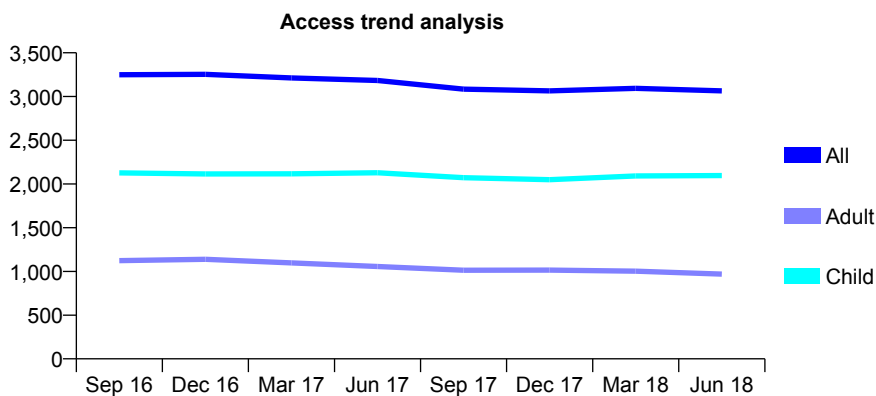
## Q60 - Vital Signs At a Glance Contract Report for 176907/0001 - June 2018

Name or company name	The Tutbury Dental Practice Ltd
Contract type name	GDS Contract
Purpose of contract	General
Contract start date	01/09/2009
Contract end date	

18/19 Contracted general activity (UDA)	9,200
Carry forward general activity (UDA)	0
18/19 Contracted orthodontic activity (UOA)	0
Carry forward orthodontic activity (UOA)	0
Baseline contract value	£206,016.64

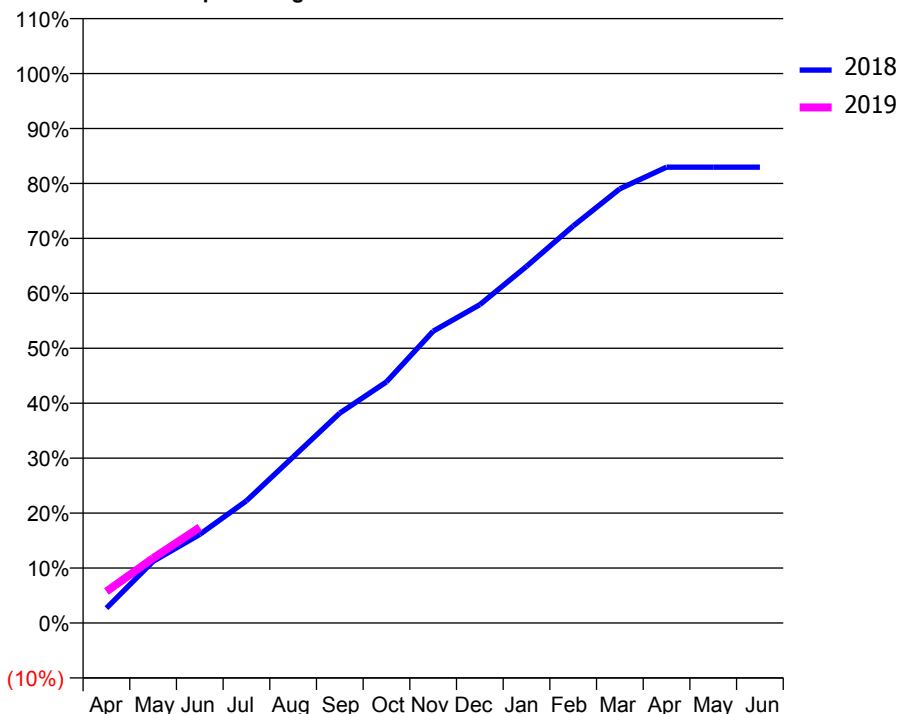
### ACCESS\*

Patients seen in 24 months	Total	Change since previous quarter
Quarter ending June 2017	3,184	
Quarter ending September 2017	3,085	↓
Quarter ending December 2017	3,064	→
Quarter ending March 2018	3,094	→
Quarter ending June 2018	3,065	→
<b>Variance since June 2017</b>	<b>(3.7%)</b>	<b>↓</b>



### ACTIVITY

Cumulative percentage of contracted UDA delivered 2018 & 2019



Adjusted Scheduled Activity (UDA)

Month	2018	2019
April	248	528
May	1,033	1,087
June	1,484	1,602
July	2,046	
August	2,780	
September	3,515	
October	4,037	
November	4,886	
December	5,330	
January	5,972	
February	6,647	
March	7,271	
April	7,632	
May	7,633	
June	7,633	

### QUALITY

	Quantity	Base Number	Contract	AT	Region	England
% of FP17s for the same patient ID Re-attending within 3 months - Children	69	991	7.0%	9.3%	11.3%	11.5%
% of FP17s for the same patient ID Re-attending within 3 months - Adults	46	284	16.2%	13.1%	14.9%	15.4%
% of FP17s for the same patient ID Re-attending between 3 & 9 months - Children	722	991	72.9%	61.2%	60.0%	58.9%
% of FP17s for the same patient ID Re-attending between 3 & 9 months - Adults	175	284	61.6%	55.8%	52.6%	51.6%
% of FP17s for Band 1 Urgent Courses	36	1,062	3.4%	6.9%	7.9%	8.9%
% of FP17s Relating to Free Repair or Replacements	0	1,062	0.0%	0.9%	0.8%	0.8%
% of FP17s Relating to Continuations	2	1,062	0.2%	1.1%	0.9%	0.9%
% of Patients satisfied with the dentistry they have received	1	1	N/A	93.4%	93.2%	93.2%
% of Patients satisfied with the time they had to wait for an appointment	1	1	N/A	90.7%	89.1%	88.8%

\* This is based on patients treated on this contract for their most recent course of treatment. Figures in italics indicate the base number of FP17s or Patient Questionnaire responses are less than 100. N/A is shown where the base number of responses is less than 10 during the period. % is calculated as Quantity/Base number\*100

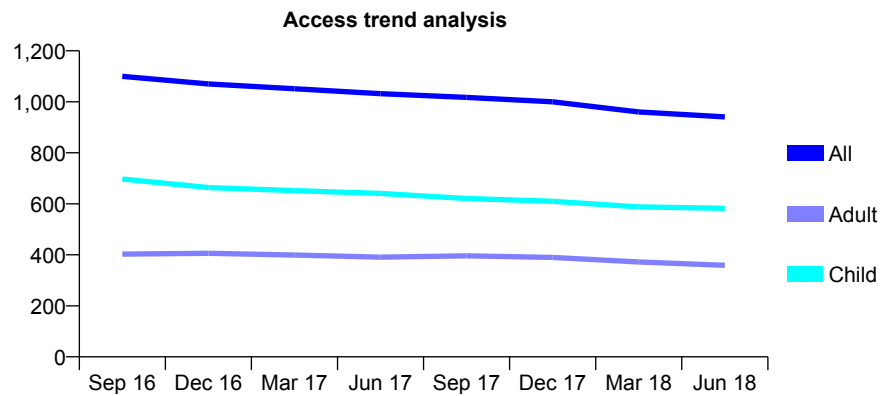
## Q60 - Vital Signs At a Glance Contract Report for 178160/0001 - June 2018

Name or company name	Diana Dental
Contract type name	GDS Contract
Purpose of contract	General
Contract start date	01/04/2013
Contract end date	

18/19 Contracted general activity (UDA)	2,600
Carry forward general activity (UDA)	0
18/19 Contracted orthodontic activity (UOA)	0
Carry forward orthodontic activity (UOA)	0
Baseline contract value	£63,570.00

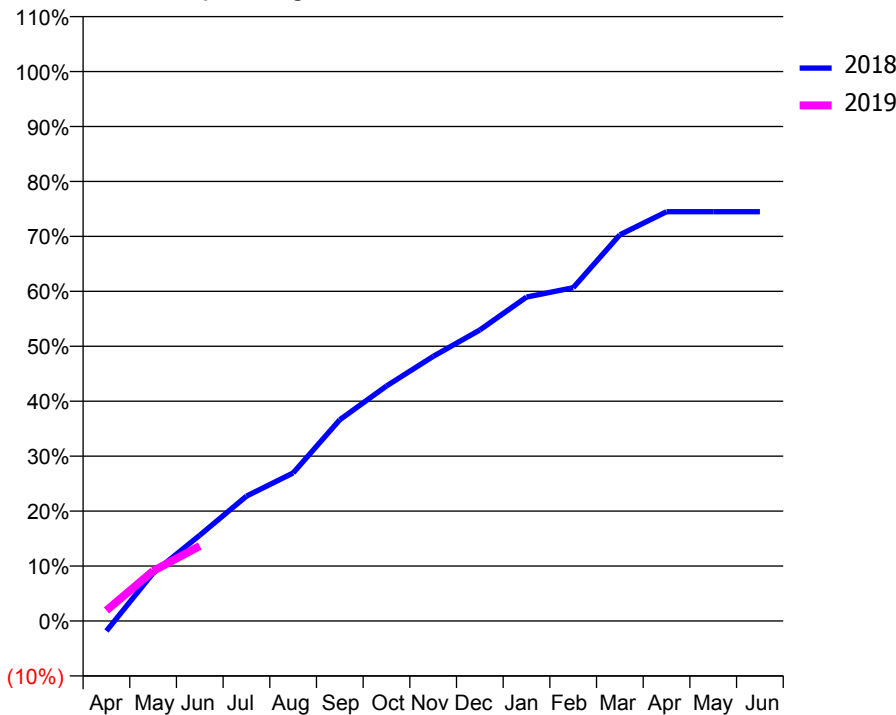
### ACCESS\*

Patients seen in 24 months	Total	Change since previous quarter
Quarter ending June 2017	1,032	
Quarter ending September 2017	1,017	↓
Quarter ending December 2017	1,000	↓
Quarter ending March 2018	960	↓
Quarter ending June 2018	941	↓
<b>Variance since June 2017</b>	<b>(8.8%)</b>	<b>↓</b>



### ACTIVITY

Cumulative percentage of contracted UDA delivered 2018 & 2019



Month	Adjusted Scheduled Activity (UDA)	
	2018	2019
April	-55	50
May	262	237
June	469	355
July	682	
August	809	
September	1,099	
October	1,283	
November	1,445	
December	1,589	
January	1,769	
February	1,820	
March	2,108	
April	2,234	
May	2,234	
June	2,234	

### QUALITY

	Quantity	Base Number	Contract	AT	Region	England
% of FP17s for the same patient ID Re-attending within 3 months - Children	8	221	3.6%	9.3%	11.3%	11.5%
% of FP17s for the same patient ID Re-attending within 3 months - Adults	8	79	10.1%	13.1%	14.9%	15.4%
% of FP17s for the same patient ID Re-attending between 3 & 9 months - Children	160	221	72.4%	61.2%	60.0%	58.9%
% of FP17s for the same patient ID Re-attending between 3 & 9 months - Adults	57	79	72.2%	55.8%	52.6%	51.6%
% of FP17s for Band 1 Urgent Courses	4	222	1.8%	6.9%	7.9%	8.9%
% of FP17s Relating to Free Repair or Replacements	0	222	0.0%	0.9%	0.8%	0.8%
% of FP17s Relating to Continuations	4	222	1.8%	1.1%	0.9%	0.9%
% of Patients satisfied with the dentistry they have received	0	0	N/A	93.4%	93.2%	93.2%
% of Patients satisfied with the time they had to wait for an appointment	0	0	N/A	90.7%	89.1%	88.8%

\* This is based on patients treated on this contract for their most recent course of treatment. Figures in italics indicate the base number of FP17s or Patient Questionnaire responses are less than 100. N/A is shown where the base number of responses is less than 10 during the period. % is calculated as Quantity/Base number\*100

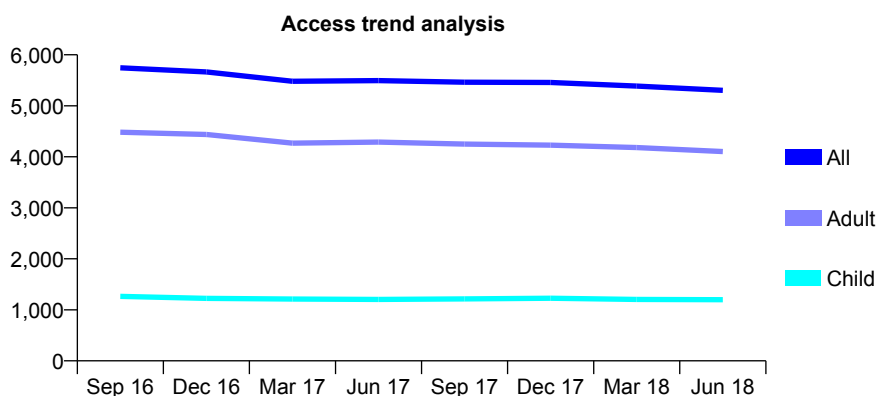
## Q60 - Vital Signs At a Glance Contract Report for 181110/0003 - June 2018

Name or company name	IDH Limited
Contract type name	GDS Contract
Purpose of contract	General
Contract start date	01/06/2008
Contract end date	

18/19 Contracted general activity (UDA)	18,451
Carry forward general activity (UDA)	0
18/19 Contracted orthodontic activity (UOA)	0
Carry forward orthodontic activity (UOA)	0
Baseline contract value	£426,161.72

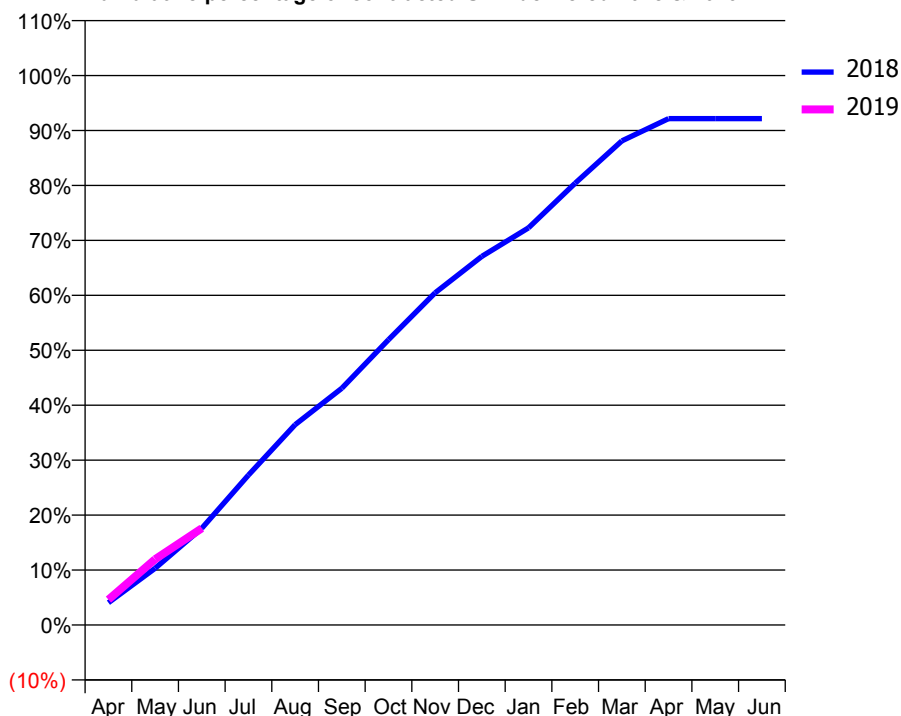
### ACCESS\*

Patients seen in 24 months	Total	Change since previous quarter
Quarter ending June 2017	5,493	
Quarter ending September 2017	5,464	→
Quarter ending December 2017	5,457	→
Quarter ending March 2018	5,386	↓
Quarter ending June 2018	5,303	↓
<b>Variance since June 2017</b>	<b>(3.5%)</b>	<b>↓</b>



### ACTIVITY

Cumulative percentage of contracted UDA delivered 2018 & 2019



Adjusted Scheduled Activity (UDA)

Month	2018	2019
April	749	852
May	1,904	2,211
June	3,249	3,248
July	5,037	
August	6,726	
September	7,952	
October	9,579	
November	11,155	
December	12,380	
January	13,337	
February	14,838	
March	16,255	
April	17,004	
May	17,004	
June	17,004	

### QUALITY

	Quantity	Base Number	Contract	AT	Region	England
% of FP17s for the same patient ID Re-attending within 3 months - Children	19	400	4.8%	9.3%	11.3%	11.5%
% of FP17s for the same patient ID Re-attending within 3 months - Adults	146	1,246	11.7%	13.1%	14.9%	15.4%
% of FP17s for the same patient ID Re-attending between 3 & 9 months - Children	242	400	60.5%	61.2%	60.0%	58.9%
% of FP17s for the same patient ID Re-attending between 3 & 9 months - Adults	605	1,246	48.6%	55.8%	52.6%	51.6%
% of FP17s for Band 1 Urgent Courses	81	1,414	5.7%	6.9%	7.9%	8.9%
% of FP17s Relating to Free Repair or Replacements	4	1,414	0.3%	0.9%	0.8%	0.8%
% of FP17s Relating to Continuations	30	1,414	2.1%	1.1%	0.9%	0.9%
% of Patients satisfied with the dentistry they have received	1	2	N/A	93.4%	93.2%	93.2%
% of Patients satisfied with the time they had to wait for an appointment	2	2	N/A	90.7%	89.1%	88.8%

\* This is based on patients treated on this contract for their most recent course of treatment. Figures in italics indicate the base number of FP17s or Patient Questionnaire responses are less than 100. N/A is shown where the base number of responses is less than 10 during the period. % is calculated as Quantity/Base number\*100

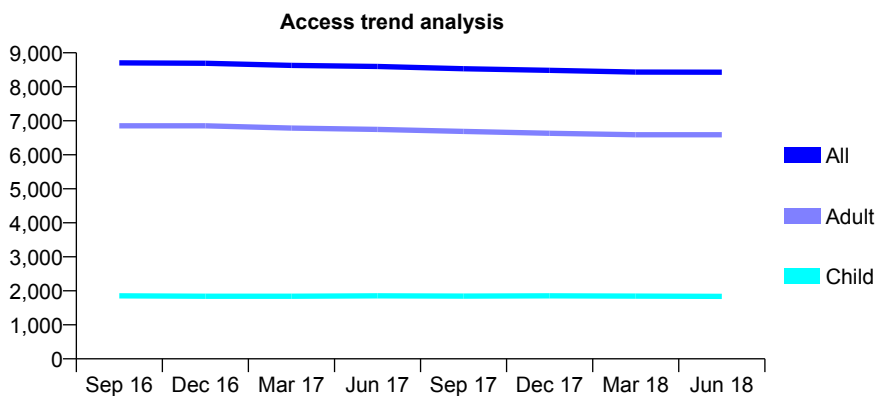
## Q60 - Vital Signs At a Glance Contract Report for 181110/0004 - June 2018

Name or company name	IDH Limited
Contract type name	GDS Contract
Purpose of contract	General and Orthodontic
Contract start date	01/08/2008
Contract end date	

18/19 Contracted general activity (UDA)	25,040
Carry forward general activity (UDA)	0
18/19 Contracted orthodontic activity (UOA)	2,792
Carry forward orthodontic activity (UOA)	0
Baseline contract value	£787,632.41

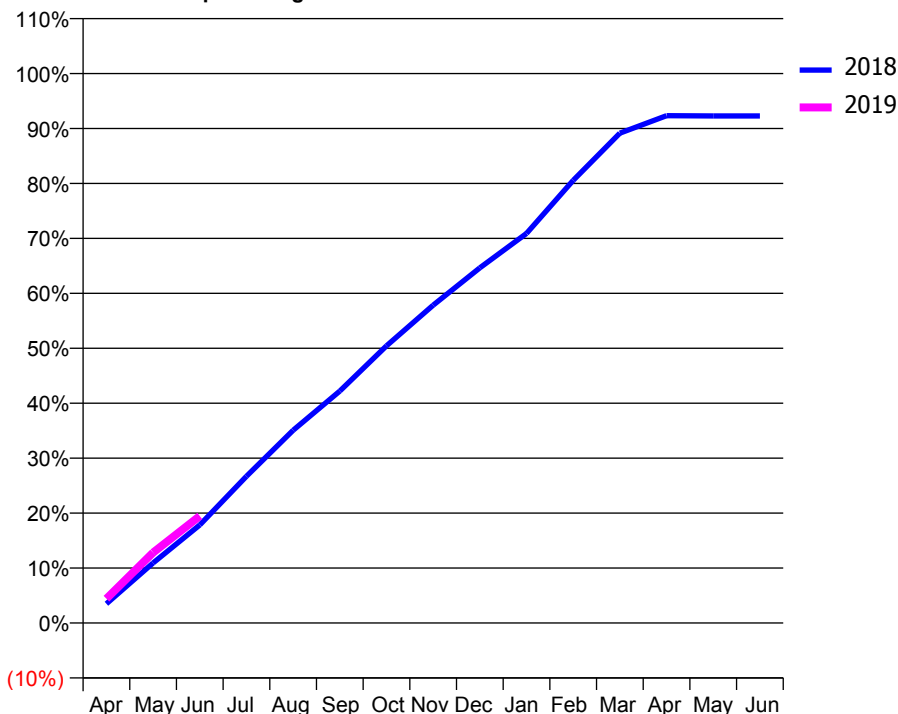
### ACCESS\*

Patients seen in 24 months	Total	Change since previous quarter
Quarter ending June 2017	8,599	
Quarter ending September 2017	8,531	→
Quarter ending December 2017	8,486	→
Quarter ending March 2018	8,435	→
Quarter ending June 2018	8,429	→
<b>Variance since June 2017</b>	<b>(2.0%)</b>	<b>↓</b>



### ACTIVITY

Cumulative percentage of contracted UDA delivered 2018 & 2019



Adjusted Scheduled Activity (UDA)

Month	2018	2019
April	876	1,108
May	2,736	3,213
June	4,467	4,877
July	6,690	
August	8,784	
September	10,570	
October	12,632	
November	14,483	
December	16,182	
January	17,752	
February	20,169	
March	22,322	
April	23,117	
May	23,104	
June	23,104	

### QUALITY

	Quantity	Base Number	Contract	AT	Region	England
% of FP17s for the same patient ID Re-attending within 3 months - Children	39	627	6.2%	9.3%	11.3%	11.5%
% of FP17s for the same patient ID Re-attending within 3 months - Adults	286	2,168	13.2%	13.1%	14.9%	15.4%
% of FP17s for the same patient ID Re-attending between 3 & 9 months - Children	321	627	51.2%	61.2%	60.0%	58.9%
% of FP17s for the same patient ID Re-attending between 3 & 9 months - Adults	1,115	2,168	51.4%	55.8%	52.6%	51.6%
% of FP17s for Band 1 Urgent Courses	138	2,336	5.9%	6.9%	7.9%	8.9%
% of FP17s Relating to Free Repair or Replacements	5	2,336	0.2%	0.9%	0.8%	0.8%
% of FP17s Relating to Continuations	39	2,336	1.7%	1.1%	0.9%	0.9%
% of Patients satisfied with the dentistry they have received	9	9	N/A	93.4%	93.2%	93.2%
% of Patients satisfied with the time they had to wait for an appointment	9	9	N/A	90.7%	89.1%	88.8%

\* This is based on patients treated on this contract for their most recent course of treatment. Figures in italics indicate the base number of FP17s or Patient Questionnaire responses are less than 100. N/A is shown where the base number of responses is less than 10 during the period. % is calculated as Quantity/Base number\*100

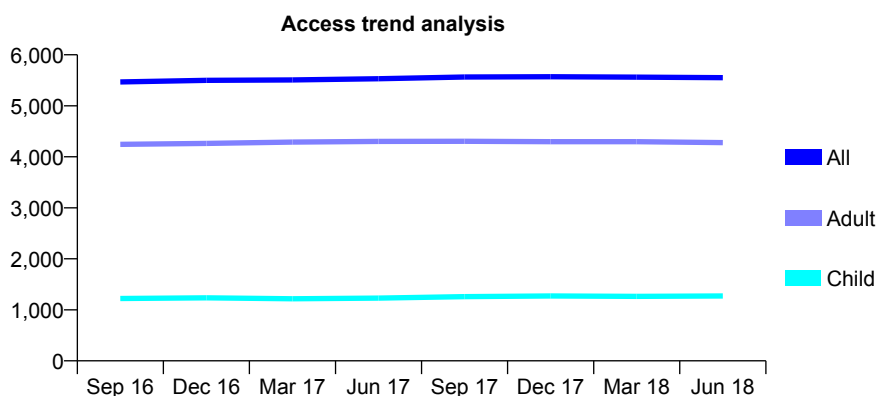
## Q60 - Vital Signs At a Glance Contract Report for 182141/0001 - June 2018

Name or company name	Audley Dental Practice Partnership
Contract type name	GDS Contract
Purpose of contract	General
Contract start date	01/04/2012
Contract end date	

18/19 Contracted general activity (UDA)	16,106
Carry forward general activity (UDA)	0
18/19 Contracted orthodontic activity (UOA)	0
Carry forward orthodontic activity (UOA)	0
Baseline contract value	£398,800.11

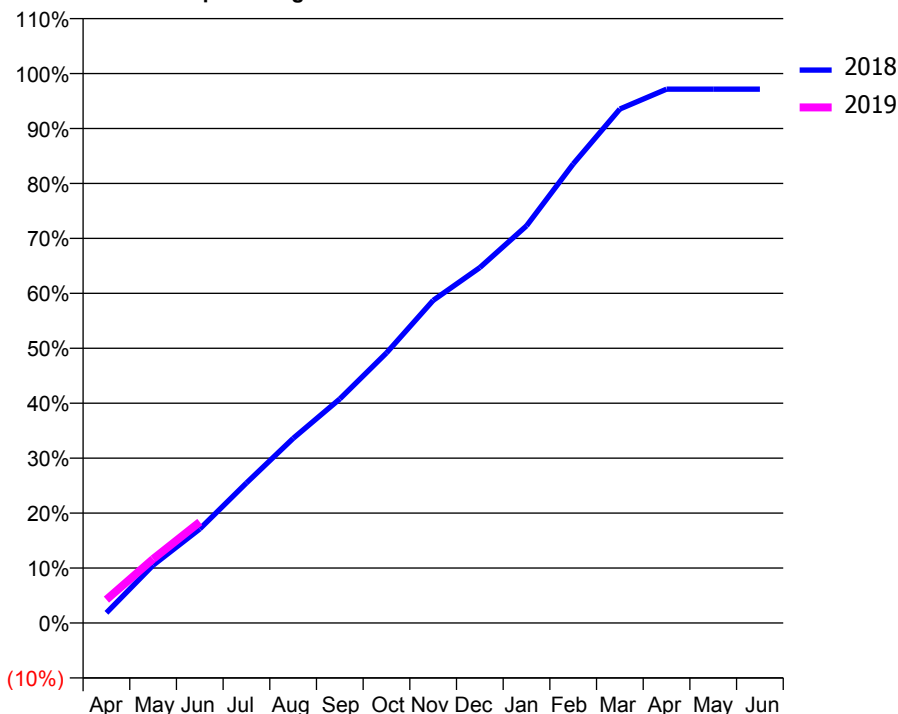
### ACCESS\*

Patients seen in 24 months	Total	Change since previous quarter
Quarter ending June 2017	5,532	
Quarter ending September 2017	5,564	→
Quarter ending December 2017	5,570	→
Quarter ending March 2018	5,561	→
Quarter ending June 2018	5,551	→
<b>Variance since June 2017</b>	<b>0.3%</b>	<b>→</b>



### ACTIVITY

Cumulative percentage of contracted UDA delivered 2018 & 2019



Month	Adjusted Scheduled Activity (UDA)	
	2018	2019
April	298	686
May	1,693	1,876
June	2,759	2,962
July	4,106	
August	5,412	
September	6,570	
October	7,916	
November	9,457	
December	10,419	
January	11,641	
February	13,454	
March	15,065	
April	15,649	
May	15,649	
June	15,649	

### QUALITY

	Quantity	Base Number	Contract	AT	Region	England
% of FP17s for the same patient ID Re-attending within 3 months - Children	21	497	4.2%	9.3%	11.3%	11.5%
% of FP17s for the same patient ID Re-attending within 3 months - Adults	115	1,460	7.9%	13.1%	14.9%	15.4%
% of FP17s for the same patient ID Re-attending between 3 & 9 months - Children	378	497	76.1%	61.2%	60.0%	58.9%
% of FP17s for the same patient ID Re-attending between 3 & 9 months - Adults	980	1,460	67.1%	55.8%	52.6%	51.6%
% of FP17s for Band 1 Urgent Courses	34	1,711	2.0%	6.9%	7.9%	8.9%
% of FP17s Relating to Free Repair or Replacements	2	1,711	0.1%	0.9%	0.8%	0.8%
% of FP17s Relating to Continuations	19	1,711	1.1%	1.1%	0.9%	0.9%
% of Patients satisfied with the dentistry they have received	27	28	96.4%	93.4%	93.2%	93.2%
% of Patients satisfied with the time they had to wait for an appointment	28	28	100.0%	90.7%	89.1%	88.8%

\* This is based on patients treated on this contract for their most recent course of treatment. Figures in italics indicate the base number of FP17s or Patient Questionnaire responses are less than 100. N/A is shown where the base number of responses is less than 10 during the period. % is calculated as Quantity/Base number\*100

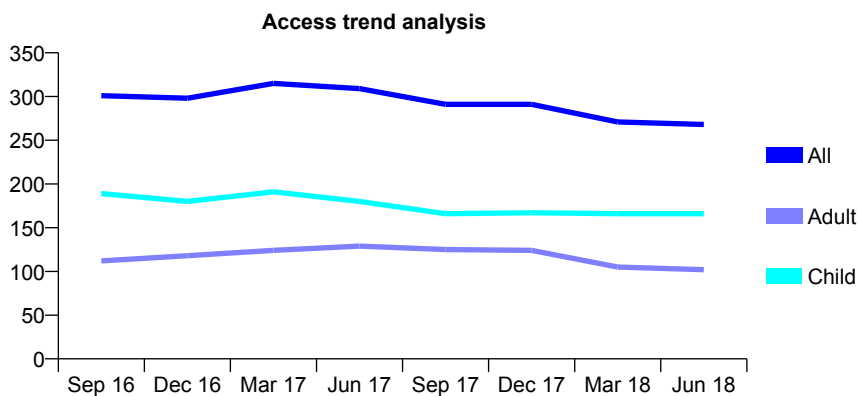
## Q60 - Vital Signs At a Glance Contract Report for 182389/0001 - June 2018

Name or company name	Mr W Herath
Contract type name	GDS Contract
Purpose of contract	General
Contract start date	04/01/2013
Contract end date	

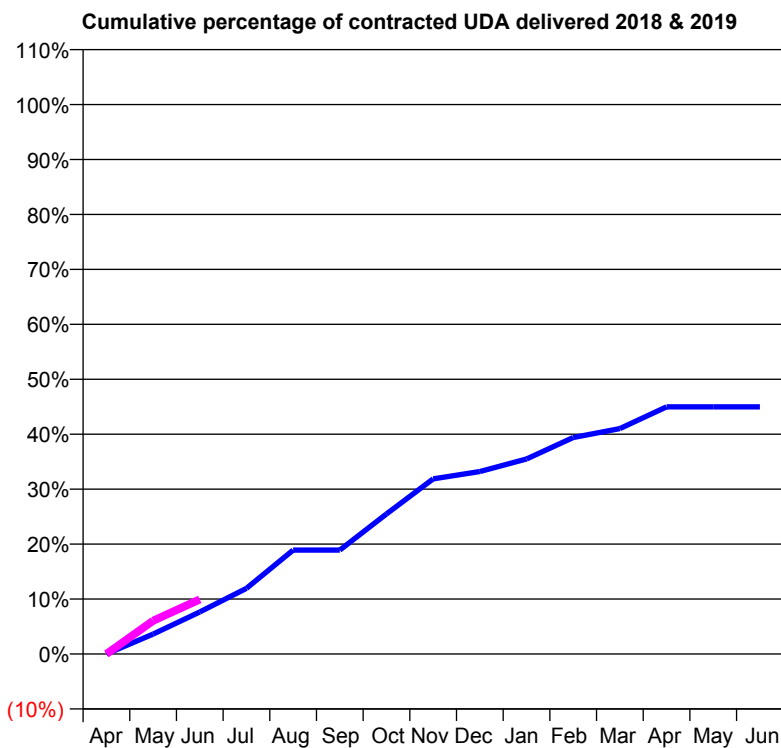
18/19 Contracted general activity (UDA)	700
Carry forward general activity (UDA)	0
18/19 Contracted orthodontic activity (UOA)	0
Carry forward orthodontic activity (UOA)	0
Baseline contract value	£15,876.07

### ACCESS\*

Patients seen in 24 months	Total	Change since previous quarter
Quarter ending June 2017	309	
Quarter ending September 2017	291	↓
Quarter ending December 2017	291	→
Quarter ending March 2018	271	↓
Quarter ending June 2018	268	↓
<b>Variance since June 2017</b>	<b>(13.3%)</b>	<b>↓</b>



### ACTIVITY



Adjusted Scheduled Activity (UDA)		
Month	2018	2019
April	0	0
May	38	42
June	80	70
July	125	
August	199	
September	199	
October	268	
November	335	
December	349	
January	373	
February	414	
March	431	
April	472	
May	472	
June	472	

### QUALITY

	Quantity	Base Number	Contract	AT	Region	England
% of FP17s for the same patient ID Re-attending within 3 months - Children	1	55	1.8%	9.3%	11.3%	11.5%
% of FP17s for the same patient ID Re-attending within 3 months - Adults	5	24	20.8%	13.1%	14.9%	15.4%
% of FP17s for the same patient ID Re-attending between 3 & 9 months - Children	35	55	63.6%	61.2%	60.0%	58.9%
% of FP17s for the same patient ID Re-attending between 3 & 9 months - Adults	8	24	33.3%	55.8%	52.6%	51.6%
% of FP17s for Band 1 Urgent Courses	3	48	6.3%	6.9%	7.9%	8.9%
% of FP17s Relating to Free Repair or Replacements	0	48	0.0%	0.9%	0.8%	0.8%
% of FP17s Relating to Continuations	0	48	0.0%	1.1%	0.9%	0.9%
% of Patients satisfied with the dentistry they have received	0	0	N/A	93.4%	93.2%	93.2%
% of Patients satisfied with the time they had to wait for an appointment	0	0	N/A	90.7%	89.1%	88.8%

\* This is based on patients treated on this contract for their most recent course of treatment. Figures in italics indicate the base number of FP17s or Patient Questionnaire responses are less than 100. N/A is shown where the base number of responses is less than 10 during the period. % is calculated as Quantity/Base number\*100

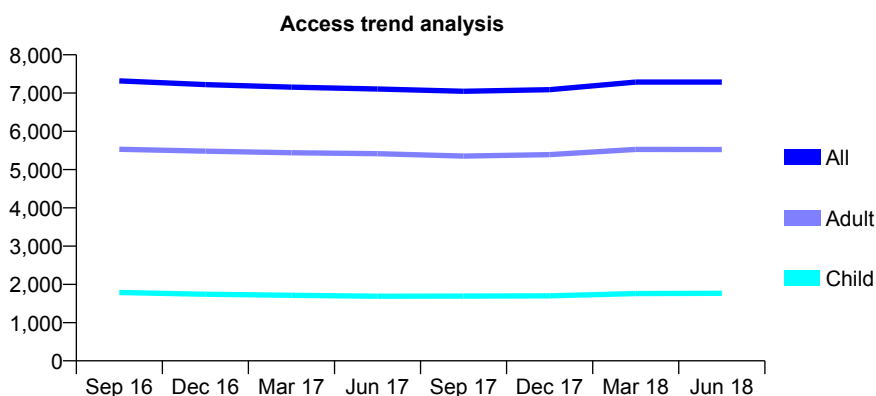
## Q60 - Vital Signs At a Glance Contract Report for 184411/0001 - June 2018

Name or company name	Mroke Limited
Contract type name	GDS Contract
Purpose of contract	General
Contract start date	01/04/2009
Contract end date	

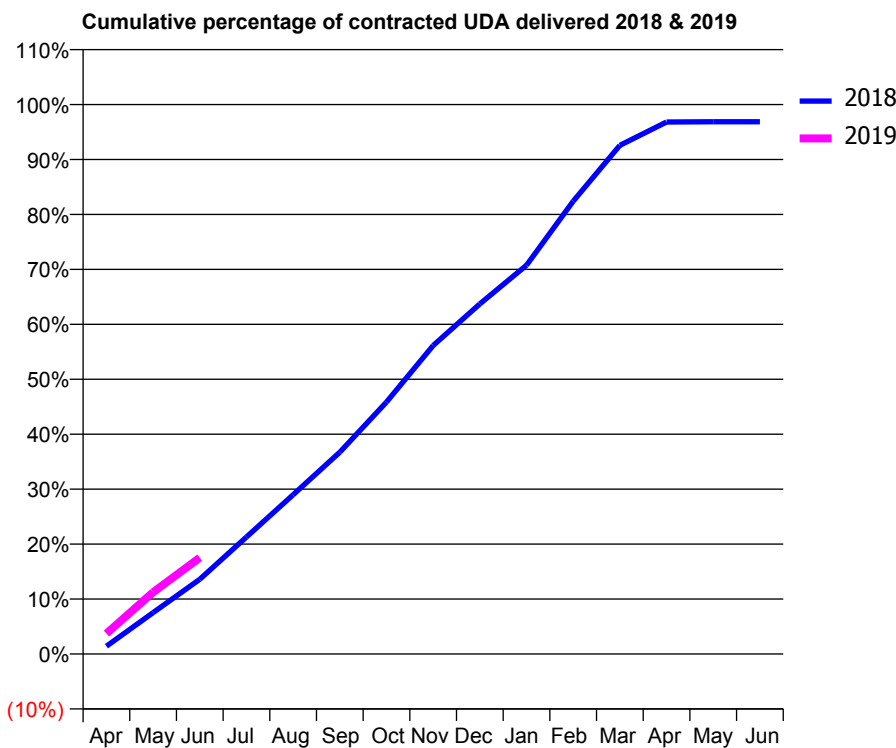
18/19 Contracted general activity (UDA)	21,512
Carry forward general activity (UDA)	0
18/19 Contracted orthodontic activity (UOA)	0
Carry forward orthodontic activity (UOA)	0
Baseline contract value	£554,913.83

### ACCESS\*

Patients seen in 24 months	Total	Change since previous quarter
Quarter ending June 2017	7,105	
Quarter ending September 2017	7,045	→
Quarter ending December 2017	7,090	→
Quarter ending March 2018	7,286	↑
Quarter ending June 2018	7,288	→
<b>Variance since June 2017</b>	<b>2.6%</b>	<b>↑</b>



### ACTIVITY



Month	Adjusted Scheduled Activity (UDA)	
	2018	2019
April	307	800
May	1,620	2,422
June	2,924	3,772
July	4,582	
August	6,235	
September	7,901	
October	9,863	
November	12,078	
December	13,708	
January	15,218	
February	17,727	
March	19,911	
April	20,826	
May	20,837	
June	20,839	

### QUALITY

	Quantity	Base Number	Contract	AT	Region	England
% of FP17s for the same patient ID Re-attending within 3 months - Children	40	610	6.6%	9.3%	11.3%	11.5%
% of FP17s for the same patient ID Re-attending within 3 months - Adults	171	1,683	10.2%	13.1%	14.9%	15.4%
% of FP17s for the same patient ID Re-attending between 3 & 9 months - Children	395	610	64.8%	61.2%	60.0%	58.9%
% of FP17s for the same patient ID Re-attending between 3 & 9 months - Adults	960	1,683	57.0%	55.8%	52.6%	51.6%
% of FP17s for Band 1 Urgent Courses	113	1,944	5.8%	6.9%	7.9%	8.9%
% of FP17s Relating to Free Repair or Replacements	14	1,944	0.7%	0.9%	0.8%	0.8%
% of FP17s Relating to Continuations	9	1,944	0.5%	1.1%	0.9%	0.9%
% of Patients satisfied with the dentistry they have received	7	8	N/A	93.4%	93.2%	93.2%
% of Patients satisfied with the time they had to wait for an appointment	7	8	N/A	90.7%	89.1%	88.8%

\* This is based on patients treated on this contract for their most recent course of treatment. Figures in italics indicate the base number of FP17s or Patient Questionnaire responses are less than 100. N/A is shown where the base number of responses is less than 10 during the period. % is calculated as Quantity/Base number\*100

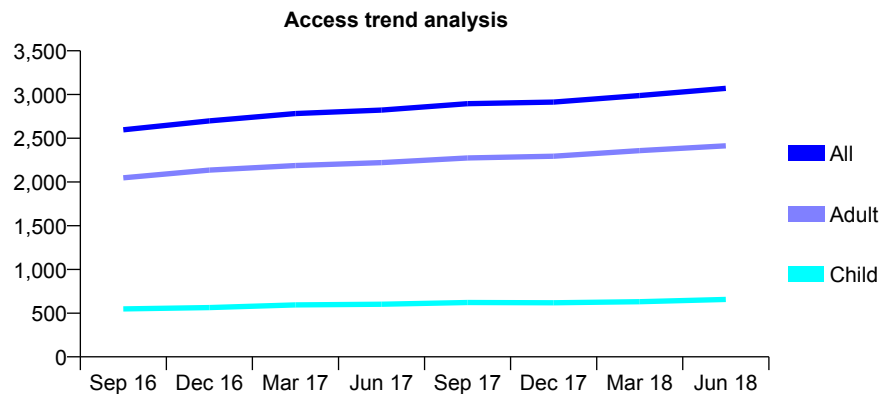
## Q60 - Vital Signs At a Glance Contract Report for 184411/0002 - June 2018

Name or company name	Mroke Limited
Contract type name	GDS Contract
Purpose of contract	General
Contract start date	01/04/2009
Contract end date	

18/19 Contracted general activity (UDA)	7,698
Carry forward general activity (UDA)	0
18/19 Contracted orthodontic activity (UOA)	0
Carry forward orthodontic activity (UOA)	0
Baseline contract value	£197,104.02

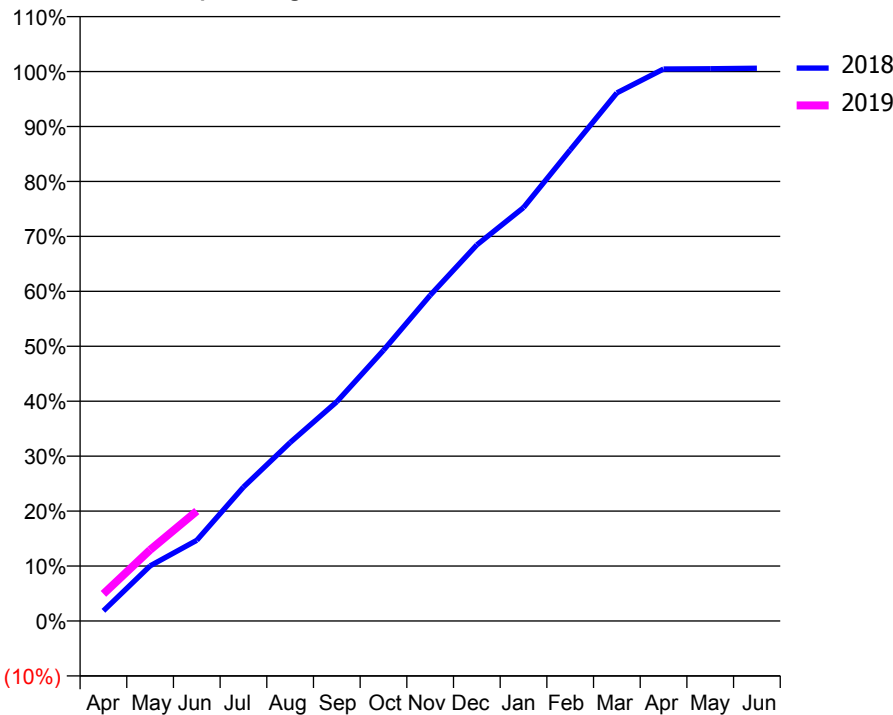
### ACCESS\*

Patients seen in 24 months	Total	Change since previous quarter
Quarter ending June 2017	2,822	
Quarter ending September 2017	2,896	↑
Quarter ending December 2017	2,913	→
Quarter ending March 2018	2,989	↑
Quarter ending June 2018	3,071	↑
<b>Variance since June 2017</b>	<b>8.8%</b>	<b>↑</b>



### ACTIVITY

Cumulative percentage of contracted UDA delivered 2018 & 2019



Month	Adjusted Scheduled Activity (UDA)	
	2018	2019
April	144	381
May	773	996
June	1,131	1,541
July	1,876	
August	2,501	
September	3,073	
October	3,793	
November	4,564	
December	5,269	
January	5,792	
February	6,599	
March	7,399	
April	7,733	
May	7,737	
June	7,744	

### QUALITY

	Quantity	Base Number	Contract	AT	Region	England
% of FP17s for the same patient ID Re-attending within 3 months - Children	18	235	7.7%	9.3%	11.3%	11.5%
% of FP17s for the same patient ID Re-attending within 3 months - Adults	96	762	12.6%	13.1%	14.9%	15.4%
% of FP17s for the same patient ID Re-attending between 3 & 9 months - Children	123	235	52.3%	61.2%	60.0%	58.9%
% of FP17s for the same patient ID Re-attending between 3 & 9 months - Adults	403	762	52.9%	55.8%	52.6%	51.6%
% of FP17s for Band 1 Urgent Courses	54	842	6.4%	6.9%	7.9%	8.9%
% of FP17s Relating to Free Repair or Replacements	8	842	1.0%	0.9%	0.8%	0.8%
% of FP17s Relating to Continuations	9	842	1.1%	1.1%	0.9%	0.9%
% of Patients satisfied with the dentistry they have received	3	3	N/A	93.4%	93.2%	93.2%
% of Patients satisfied with the time they had to wait for an appointment	3	3	N/A	90.7%	89.1%	88.8%

\* This is based on patients treated on this contract for their most recent course of treatment. Figures in italics indicate the base number of FP17s or Patient Questionnaire responses are less than 100. N/A is shown where the base number of responses is less than 10 during the period. % is calculated as Quantity/Base number\*100



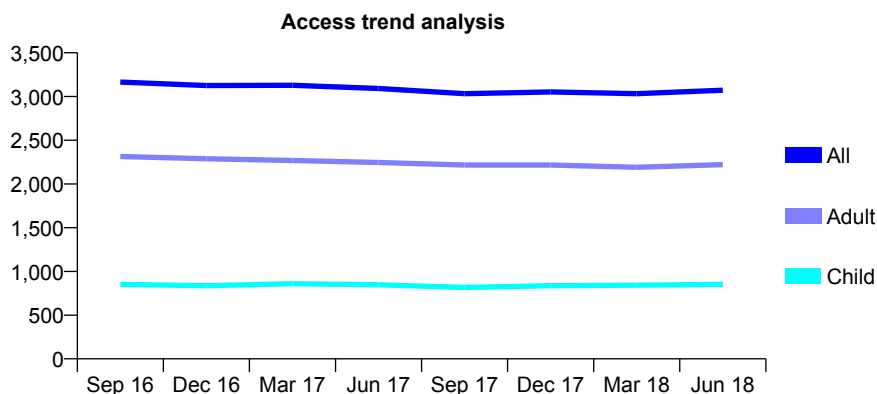
## Q60 - Vital Signs At a Glance Contract Report for 186058/0001 - June 2018

Name or company name	J. F. Scannell & Associates
Contract type name	GDS Contract
Purpose of contract	General
Contract start date	01/07/2013
Contract end date	

18/19 Contracted general activity (UDA)	9,504
Carry forward general activity (UDA)	0
18/19 Contracted orthodontic activity (UOA)	0
Carry forward orthodontic activity (UOA)	0
Baseline contract value	£267,034.37

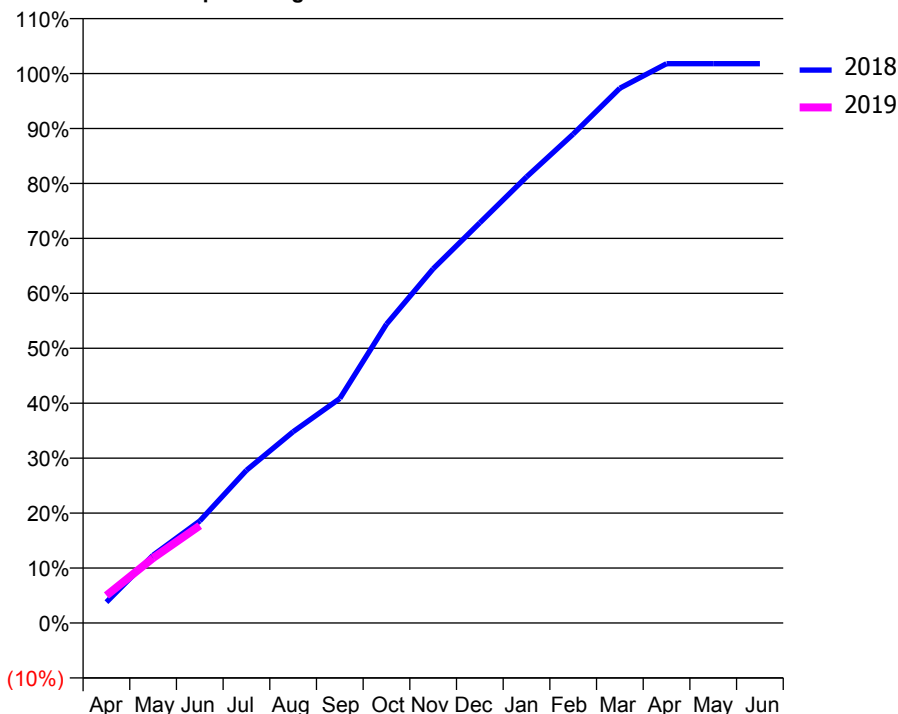
### ACCESS\*

Patients seen in 24 months	Total	Change since previous quarter
Quarter ending June 2017	3,092	
Quarter ending September 2017	3,032	↓
Quarter ending December 2017	3,053	→
Quarter ending March 2018	3,032	→
Quarter ending June 2018	3,072	→
<b>Variance since June 2017</b>	<b>(0.6%)</b>	→



### ACTIVITY

Cumulative percentage of contracted UDA delivered 2018 & 2019



Adjusted Scheduled Activity (UDA)		
Month	2018	2019
April	362	477
May	1,172	1,124
June	1,767	1,685
July	2,642	
August	3,308	
September	3,883	
October	5,170	
November	6,127	
December	6,923	
January	7,716	
February	8,455	
March	9,250	
April	9,674	
May	9,673	
June	9,673	

### QUALITY

	Quantity	Base Number	Contract	AT	Region	England
% of FP17s for the same patient ID Re-attending within 3 months - Children	12	331	3.6%	9.3%	11.3%	11.5%
% of FP17s for the same patient ID Re-attending within 3 months - Adults	108	761	14.2%	13.1%	14.9%	15.4%
% of FP17s for the same patient ID Re-attending between 3 & 9 months - Children	231	331	69.8%	61.2%	60.0%	58.9%
% of FP17s for the same patient ID Re-attending between 3 & 9 months - Adults	361	761	47.4%	55.8%	52.6%	51.6%
% of FP17s for Band 1 Urgent Courses	64	911	7.0%	6.9%	7.9%	8.9%
% of FP17s Relating to Free Repair or Replacements	16	911	1.8%	0.9%	0.8%	0.8%
% of FP17s Relating to Continuations	10	911	1.1%	1.1%	0.9%	0.9%
% of Patients satisfied with the dentistry they have received	5	5	N/A	93.4%	93.2%	93.2%
% of Patients satisfied with the time they had to wait for an appointment	5	5	N/A	90.7%	89.1%	88.8%

\* This is based on patients treated on this contract for their most recent course of treatment. Figures in italics indicate the base number of FP17s or Patient Questionnaire responses are less than 100. N/A is shown where the base number of responses is less than 10 during the period. % is calculated as Quantity/Base number\*100

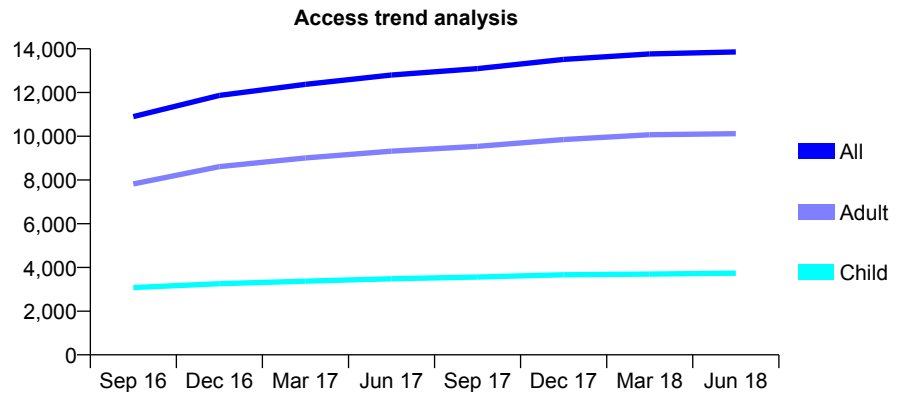
## Q60 - Vital Signs At a Glance Contract Report for 186597/0001 - June 2018

Name or company name	Dosthill Valley Dental Practice
Contract type name	GDS Contract
Purpose of contract	General
Contract start date	01/01/2016
Contract end date	

18/19 Contracted general activity (UDA)	39,000
Carry forward general activity (UDA)	0
18/19 Contracted orthodontic activity (UOA)	0
Carry forward orthodontic activity (UOA)	0
Baseline contract value	£1,000,421.68

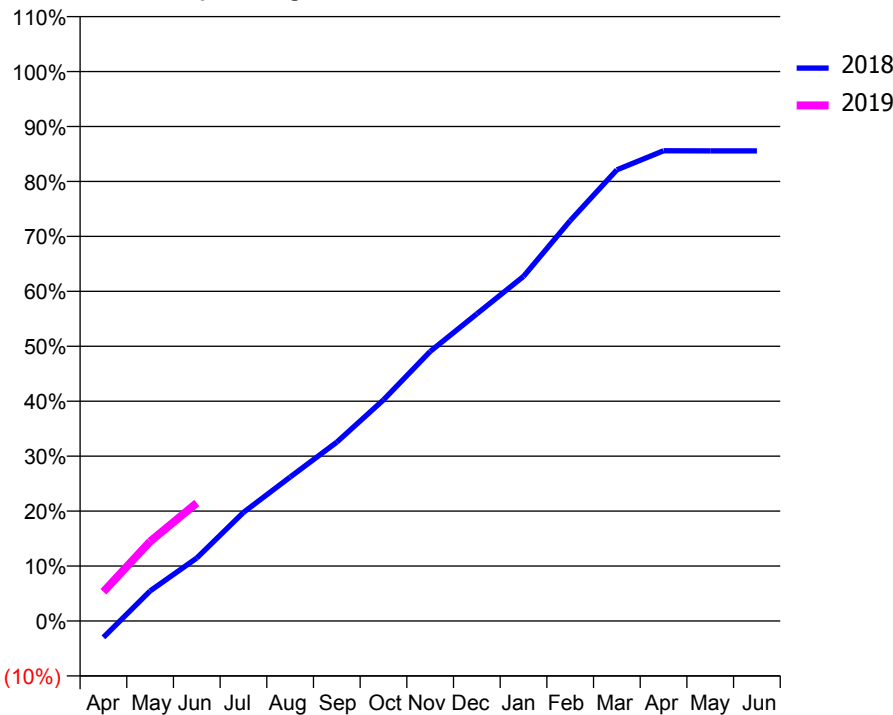
### ACCESS\*

Patients seen in 24 months	Total	Change since previous quarter
Quarter ending June 2017	12,803	
Quarter ending September 2017	13,094	↑
Quarter ending December 2017	13,512	↑
Quarter ending March 2018	13,763	→
Quarter ending June 2018	13,857	→
<b>Variance since June 2017</b>	<b>8.2%</b>	<b>↑</b>



### ACTIVITY

Cumulative percentage of contracted UDA delivered 2018 & 2019



Month	Adjusted Scheduled Activity (UDA)	
	2018	2019
April	-1,173	2,077
May	2,131	5,641
June	4,471	8,379
July	7,706	
August	10,216	
September	12,697	
October	15,695	
November	19,136	
December	21,798	
January	24,461	
February	28,414	
March	32,022	
April	33,377	
May	33,367	
June	33,367	

### QUALITY

	Quantity	Base Number	Contract	AT	Region	England
% of FP17s for the same patient ID Re-attending within 3 months - Children	55	1,412	3.9%	9.3%	11.3%	11.5%
% of FP17s for the same patient ID Re-attending within 3 months - Adults	328	3,818	8.6%	13.1%	14.9%	15.4%
% of FP17s for the same patient ID Re-attending between 3 & 9 months - Children	938	1,412	66.4%	61.2%	60.0%	58.9%
% of FP17s for the same patient ID Re-attending between 3 & 9 months - Adults	2,481	3,818	65.0%	55.8%	52.6%	51.6%
% of FP17s for Band 1 Urgent Courses	81	4,570	1.8%	6.9%	7.9%	8.9%
% of FP17s Relating to Free Repair or Replacements	43	4,570	0.9%	0.9%	0.8%	0.8%
% of FP17s Relating to Continuations	40	4,570	0.9%	1.1%	0.9%	0.9%
% of Patients satisfied with the dentistry they have received	12	13	92.3%	93.4%	93.2%	93.2%
% of Patients satisfied with the time they had to wait for an appointment	10	13	76.9%	90.7%	89.1%	88.8%

\* This is based on patients treated on this contract for their most recent course of treatment. Figures in italics indicate the base number of FP17s or Patient Questionnaire responses are less than 100. N/A is shown where the base number of responses is less than 10 during the period. % is calculated as Quantity/Base number\*100

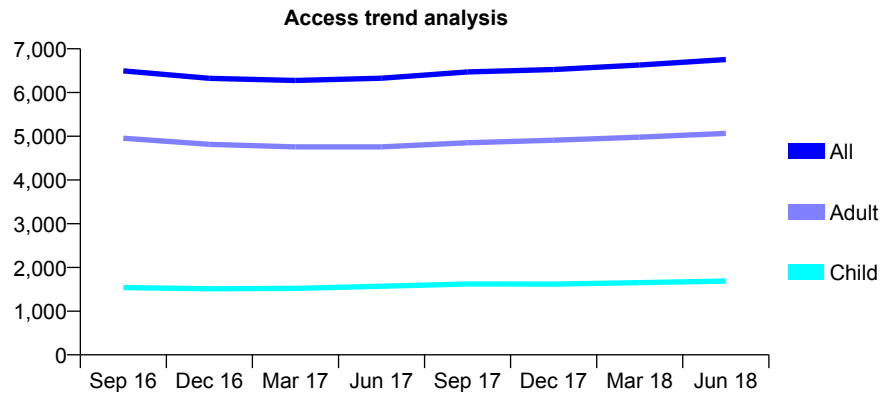
## Q60 - Vital Signs At a Glance Contract Report for 186988/0001 - June 2018

Name or company name	The Westbury Park Dental Practice Partner
Contract type name	GDS Contract
Purpose of contract	General
Contract start date	05/12/2013
Contract end date	

18/19 Contracted general activity (UDA)	18,842
Carry forward general activity (UDA)	0
18/19 Contracted orthodontic activity (UOA)	0
Carry forward orthodontic activity (UOA)	0
Baseline contract value	£518,499.98

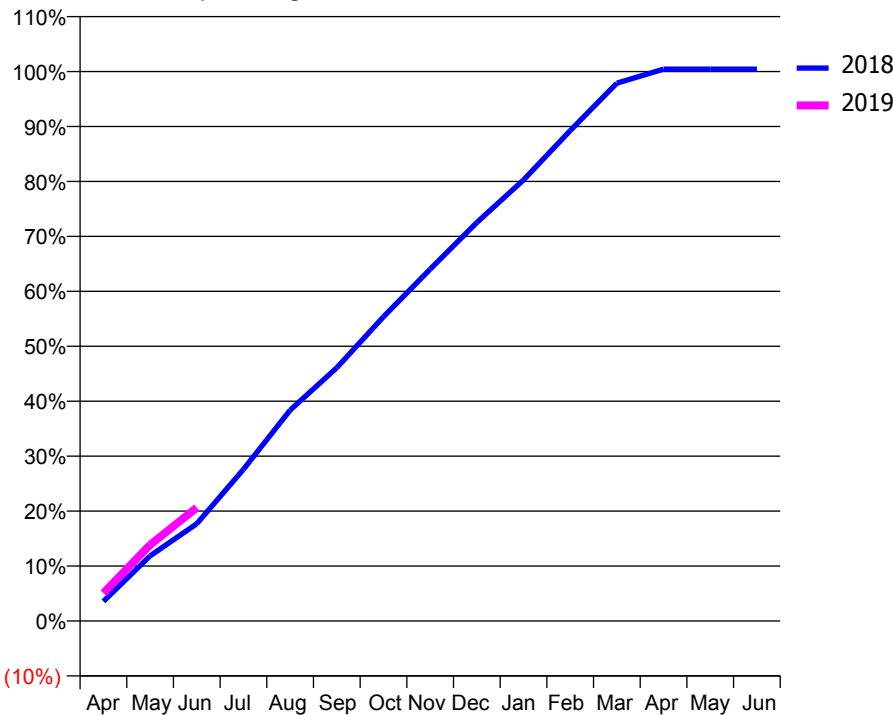
### ACCESS\*

Patients seen in 24 months	Total	Change since previous quarter
Quarter ending June 2017	6,327	
Quarter ending September 2017	6,472	↑
Quarter ending December 2017	6,527	→
Quarter ending March 2018	6,630	→
Quarter ending June 2018	6,753	→
<b>Variance since June 2017</b>	<b>6.7%</b>	<b>↑</b>



### ACTIVITY

Cumulative percentage of contracted UDA delivered 2018 & 2019



Month	Adjusted Scheduled Activity (UDA)	
	2018	2019
April	675	956
May	2,232	2,615
June	3,335	3,887
July	5,202	
August	7,230	
September	8,685	
October	10,433	
November	12,064	
December	13,664	
January	15,123	
February	16,813	
March	18,444	
April	18,923	
May	18,923	
June	18,923	

### QUALITY

	Quantity	Base Number	Contract	AT	Region	England
% of FP17s for the same patient ID Re-attending within 3 months - Children	25	532	4.7%	9.3%	11.3%	11.5%
% of FP17s for the same patient ID Re-attending within 3 months - Adults	139	1,585	8.8%	13.1%	14.9%	15.4%
% of FP17s for the same patient ID Re-attending between 3 & 9 months - Children	300	532	56.4%	61.2%	60.0%	58.9%
% of FP17s for the same patient ID Re-attending between 3 & 9 months - Adults	870	1,585	54.9%	55.8%	52.6%	51.6%
% of FP17s for Band 1 Urgent Courses	92	1,887	4.9%	6.9%	7.9%	8.9%
% of FP17s Relating to Free Repair or Replacements	9	1,887	0.5%	0.9%	0.8%	0.8%
% of FP17s Relating to Continuations	21	1,887	1.1%	1.1%	0.9%	0.9%
% of Patients satisfied with the dentistry they have received	12	13	92.3%	93.4%	93.2%	93.2%
% of Patients satisfied with the time they had to wait for an appointment	13	13	100.0%	90.7%	89.1%	88.8%

\* This is based on patients treated on this contract for their most recent course of treatment. Figures in italics indicate the base number of FP17s or Patient Questionnaire responses are less than 100. N/A is shown where the base number of responses is less than 10 during the period. % is calculated as Quantity/Base number\*100

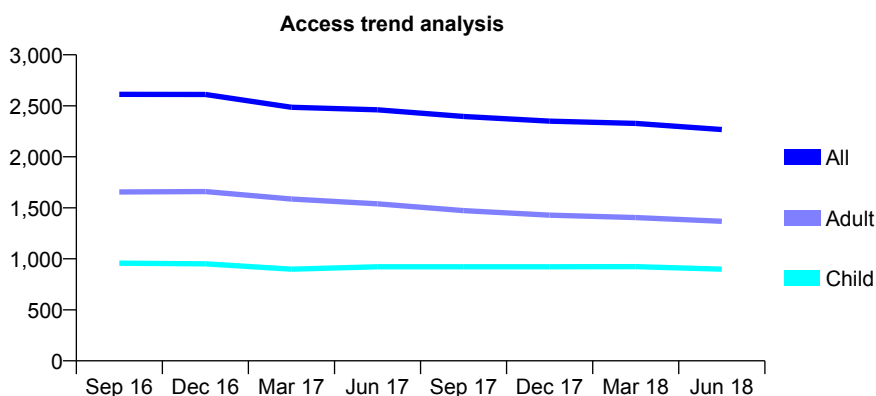
## Q60 - Vital Signs At a Glance Contract Report for 188239/0001 - June 2018

Name or company name	Dr J S Jandu and Ms K K Bhambra
Contract type name	GDS Contract
Purpose of contract	General and Orthodontic
Contract start date	01/12/2009
Contract end date	

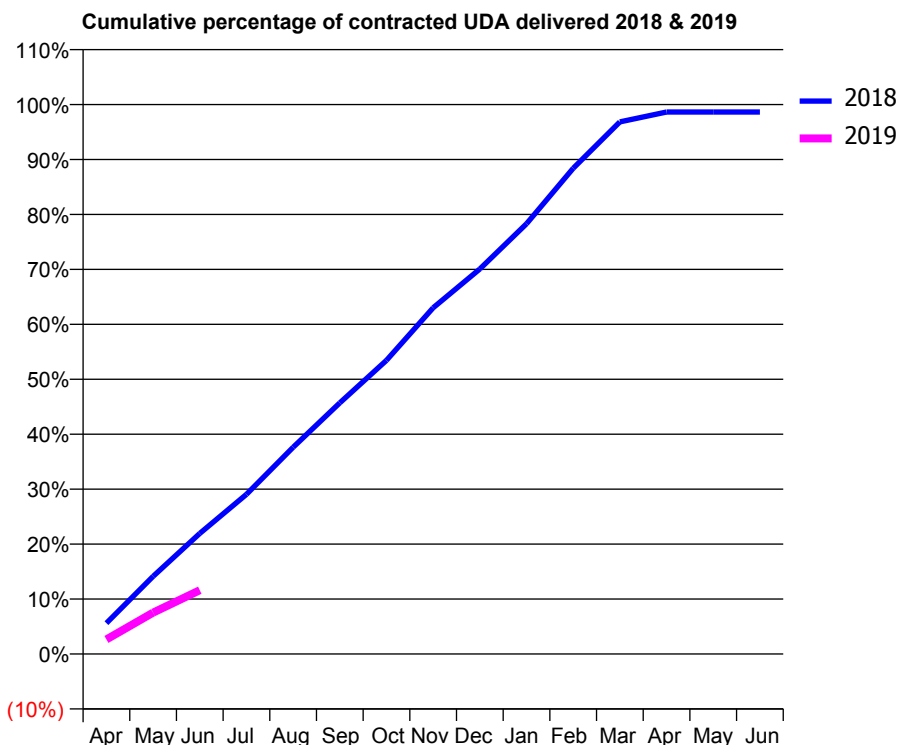
18/19 Contracted general activity (UDA)	8,309
Carry forward general activity (UDA)	0
18/19 Contracted orthodontic activity (UOA)	274
Carry forward orthodontic activity (UOA)	0
Baseline contract value	£223,513.94

### ACCESS\*

Patients seen in 24 months	Total	Change since previous quarter
Quarter ending June 2017	2,461	
Quarter ending September 2017	2,395	↓
Quarter ending December 2017	2,350	↓
Quarter ending March 2018	2,328	→
Quarter ending June 2018	2,267	↓
<b>Variance since June 2017</b>	<b>(7.9%)</b>	<b>↓</b>



### ACTIVITY



Month	Adjusted Scheduled Activity (UDA)	
	2018	2019
April	354	220
May	891	626
June	1,385	965
July	1,833	
August	2,373	
September	2,884	
October	3,372	
November	3,975	
December	4,420	
January	4,940	
February	5,577	
March	6,109	
April	6,223	
May	6,223	
June	6,223	

### QUALITY

	Quantity	Base Number	Contract	AT	Region	England
% of FP17s for the same patient ID Re-attending within 3 months - Children	28	321	8.7%	9.3%	11.3%	11.5%
% of FP17s for the same patient ID Re-attending within 3 months - Adults	51	392	13.0%	13.1%	14.9%	15.4%
% of FP17s for the same patient ID Re-attending between 3 & 9 months - Children	211	321	65.7%	61.2%	60.0%	58.9%
% of FP17s for the same patient ID Re-attending between 3 & 9 months - Adults	229	392	58.4%	55.8%	52.6%	51.6%
% of FP17s for Band 1 Urgent Courses	57	638	8.9%	6.9%	7.9%	8.9%
% of FP17s Relating to Free Repair or Replacements	0	638	0.0%	0.9%	0.8%	0.8%
% of FP17s Relating to Continuations	5	638	0.8%	1.1%	0.9%	0.9%
% of Patients satisfied with the dentistry they have received	1	1	N/A	93.4%	93.2%	93.2%
% of Patients satisfied with the time they had to wait for an appointment	1	1	N/A	90.7%	89.1%	88.8%

\* This is based on patients treated on this contract for their most recent course of treatment. Figures in italics indicate the base number of FP17s or Patient Questionnaire responses are less than 100. N/A is shown where the base number of responses is less than 10 during the period. % is calculated as Quantity/Base number\*100

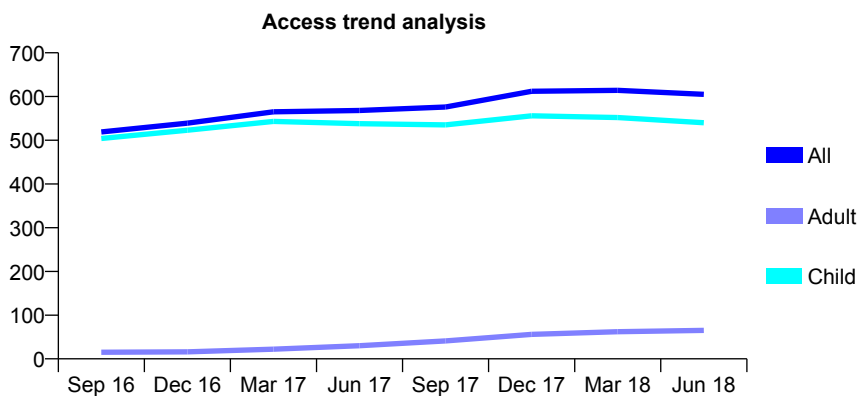
## Q60 - Vital Signs At a Glance Contract Report for 188646/0001 - June 2018

Name or company name	Grosvenor Dental Practice
Contract type name	GDS Contract
Purpose of contract	General
Contract start date	01/02/2016
Contract end date	

18/19 Contracted general activity (UDA)	2,455
Carry forward general activity (UDA)	0
18/19 Contracted orthodontic activity (UOA)	0
Carry forward orthodontic activity (UOA)	0
Baseline contract value	£62,483.93

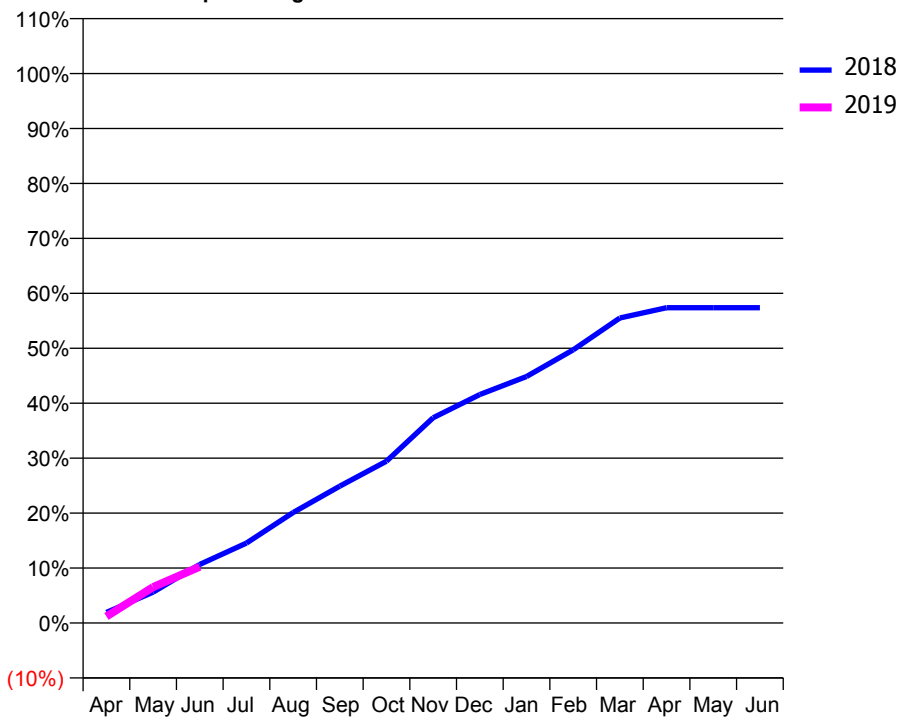
### ACCESS\*

Patients seen in 24 months	Total	Change since previous quarter
Quarter ending June 2017	568	
Quarter ending September 2017	576	→
Quarter ending December 2017	612	↑
Quarter ending March 2018	614	→
Quarter ending June 2018	605	↓
<b>Variance since June 2017</b>	<b>6.5%</b>	<b>↑</b>



### ACTIVITY

Cumulative percentage of contracted UDA delivered 2018 & 2019



Adjusted Scheduled Activity (UDA)

Month	2018	2019
April	47	29
May	138	160
June	262	252
July	357	
August	493	
September	612	
October	723	
November	917	
December	1,021	
January	1,101	
February	1,221	
March	1,363	
April	1,409	
May	1,409	
June	1,409	

### QUALITY

	Quantity	Base Number	Contract	AT	Region	England
% of FP17s for the same patient ID Re-attending within 3 months - Children	19	222	8.6%	9.3%	11.3%	11.5%
% of FP17s for the same patient ID Re-attending within 3 months - Adults	0	0	N/A	13.1%	14.9%	15.4%
% of FP17s for the same patient ID Re-attending between 3 & 9 months - Children	168	222	75.7%	61.2%	60.0%	58.9%
% of FP17s for the same patient ID Re-attending between 3 & 9 months - Adults	0	0	N/A	55.8%	52.6%	51.6%
% of FP17s for Band 1 Urgent Courses	3	185	1.6%	6.9%	7.9%	8.9%
% of FP17s Relating to Free Repair or Replacements	0	185	0.0%	0.9%	0.8%	0.8%
% of FP17s Relating to Continuations	0	185	0.0%	1.1%	0.9%	0.9%
% of Patients satisfied with the dentistry they have received	1	1	N/A	93.4%	93.2%	93.2%
% of Patients satisfied with the time they had to wait for an appointment	1	1	N/A	90.7%	89.1%	88.8%

\* This is based on patients treated on this contract for their most recent course of treatment. Figures in italics indicate the base number of FP17s or Patient Questionnaire responses are less than 100. N/A is shown where the base number of responses is less than 10 during the period. % is calculated as Quantity/Base number\*100

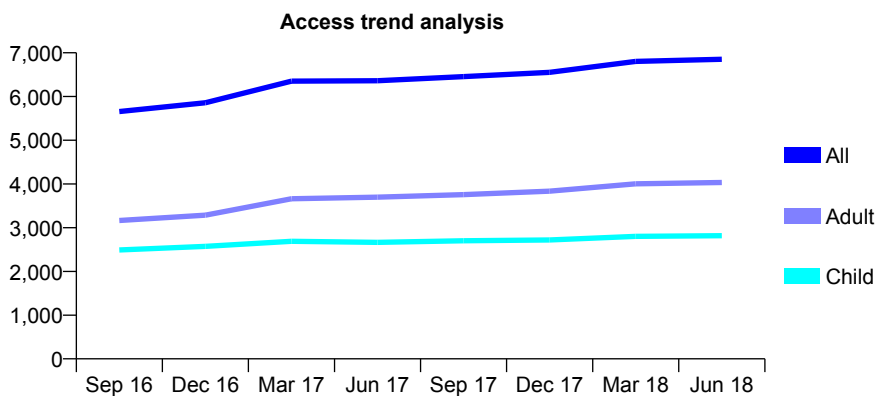
## Q60 - Vital Signs At a Glance Contract Report for 190608/0001 - June 2018

Name or company name	Dawley Dental Practice
Contract type name	GDS Contract
Purpose of contract	General
Contract start date	23/09/2009
Contract end date	

18/19 Contracted general activity (UDA)	17,919
Carry forward general activity (UDA)	0
18/19 Contracted orthodontic activity (UOA)	0
Carry forward orthodontic activity (UOA)	0
Baseline contract value	£450,962.46

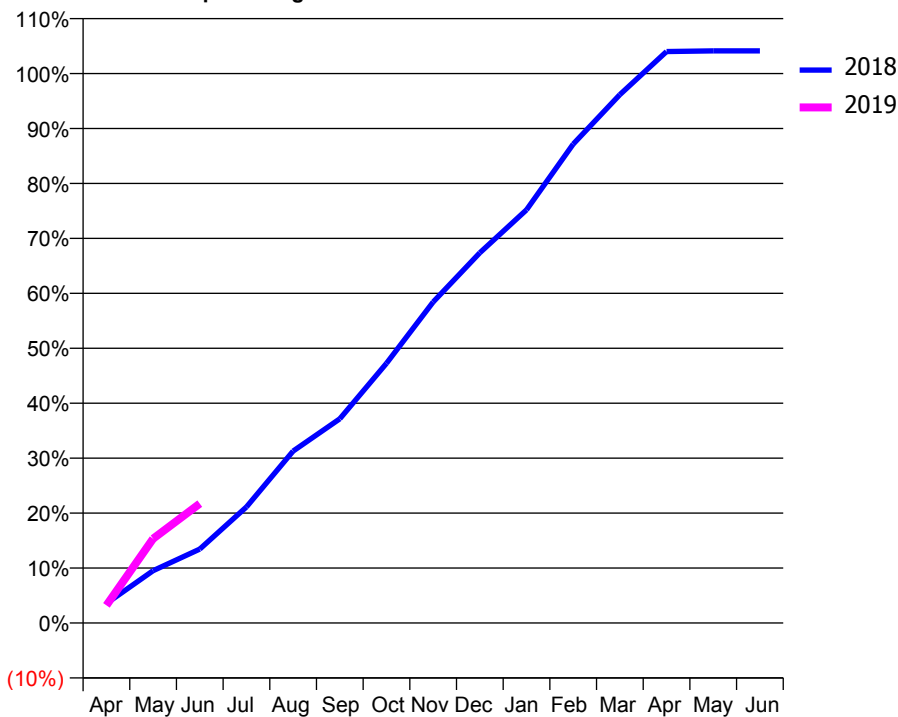
### ACCESS\*

Patients seen in 24 months	Total	Change since previous quarter
Quarter ending June 2017	6,361	
Quarter ending September 2017	6,457	→
Quarter ending December 2017	6,552	→
Quarter ending March 2018	6,804	↑
Quarter ending June 2018	6,851	→
<b>Variance since June 2017</b>	<b>7.7%</b>	<b>↑</b>



### ACTIVITY

Cumulative percentage of contracted UDA delivered 2018 & 2019



Month	Adjusted Scheduled Activity (UDA)	
	2018	2019
April	637	577
May	1,705	2,749
June	2,411	3,896
July	3,785	
August	5,608	
September	6,657	
October	8,469	
November	10,467	
December	12,071	
January	13,474	
February	15,617	
March	17,232	
April	18,637	
May	18,657	
June	18,657	

### QUALITY

	Quantity	Base Number	Contract	AT	Region	England
% of FP17s for the same patient ID Re-attending within 3 months - Children	113	1,233	9.2%	9.3%	11.3%	11.5%
% of FP17s for the same patient ID Re-attending within 3 months - Adults	205	1,442	14.2%	13.1%	14.9%	15.4%
% of FP17s for the same patient ID Re-attending between 3 & 9 months - Children	802	1,233	65.0%	61.2%	60.0%	58.9%
% of FP17s for the same patient ID Re-attending between 3 & 9 months - Adults	856	1,442	59.4%	55.8%	52.6%	51.6%
% of FP17s for Band 1 Urgent Courses	83	2,016	4.1%	6.9%	7.9%	8.9%
% of FP17s Relating to Free Repair or Replacements	6	2,016	0.3%	0.9%	0.8%	0.8%
% of FP17s Relating to Continuations	7	2,016	0.3%	1.1%	0.9%	0.9%
% of Patients satisfied with the dentistry they have received	8	8	N/A	93.4%	93.2%	93.2%
% of Patients satisfied with the time they had to wait for an appointment	8	8	N/A	90.7%	89.1%	88.8%

\* This is based on patients treated on this contract for their most recent course of treatment. Figures in italics indicate the base number of FP17s or Patient Questionnaire responses are less than 100. N/A is shown where the base number of responses is less than 10 during the period. % is calculated as Quantity/Base number\*100

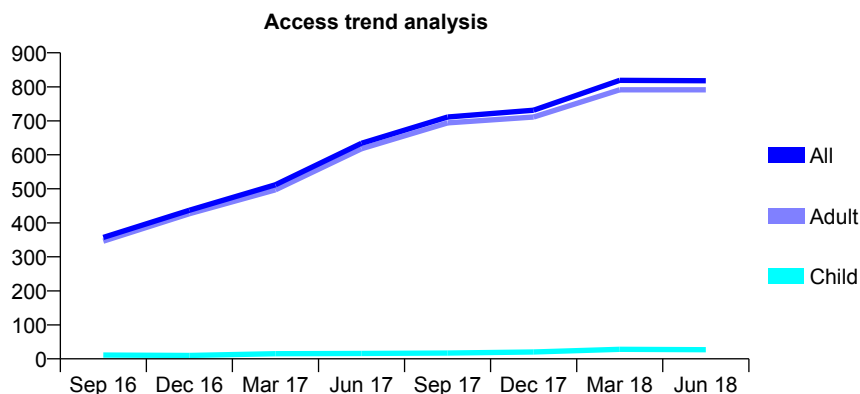
## Q60 - Vital Signs At a Glance Contract Report for 192538/0001 - June 2018

Name or company name	The Smile Works Ltd
Contract type name	PDS Contract
Purpose of contract	General
Contract start date	01/07/2015
Contract end date	31/03/2020

18/19 Contracted general activity (UDA)	1,800
Carry forward general activity (UDA)	0
18/19 Contracted orthodontic activity (UOA)	0
Carry forward orthodontic activity (UOA)	0
Baseline contract value	£73,384.26

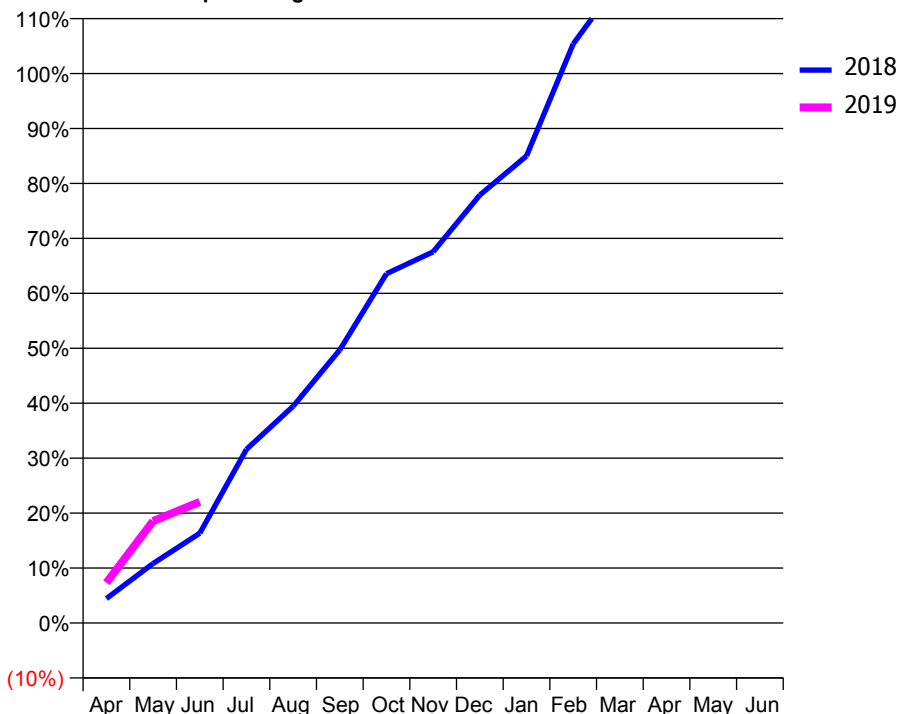
### ACCESS\*

Patients seen in 24 months	Total	Change since previous quarter
Quarter ending June 2017	634	
Quarter ending September 2017	711	↑
Quarter ending December 2017	731	↑
Quarter ending March 2018	819	↑
Quarter ending June 2018	818	→
<b>Variance since June 2017</b>	<b>29.0%</b>	<b>↑</b>



### ACTIVITY

Cumulative percentage of contracted UDA delivered 2018 & 2019



Month	Adjusted Scheduled Activity (UDA)	
	2018	2019
April	80	132
May	195	334
June	294	397
July	569	
August	710	
September	895	
October	1,144	
November	1,216	
December	1,402	
January	1,530	
February	1,897	
March	2,105	
April	2,150	
May	2,150	
June	2,150	

### QUALITY

	Quantity	Base Number	Contract	AT	Region	England
% of FP17s for the same patient ID Re-attending within 3 months - Children	0	9	0.0%	9.3%	11.3%	11.5%
% of FP17s for the same patient ID Re-attending within 3 months - Adults	1	149	0.7%	13.1%	14.9%	15.4%
% of FP17s for the same patient ID Re-attending between 3 & 9 months - Children	0	9	0.0%	61.2%	60.0%	58.9%
% of FP17s for the same patient ID Re-attending between 3 & 9 months - Adults	1	149	0.7%	55.8%	52.6%	51.6%
% of FP17s for Band 1 Urgent Courses	0	141	0.0%	6.9%	7.9%	8.9%
% of FP17s Relating to Free Repair or Replacements	0	141	0.0%	0.9%	0.8%	0.8%
% of FP17s Relating to Continuations	0	141	0.0%	1.1%	0.9%	0.9%
% of Patients satisfied with the dentistry they have received	1	1	N/A	93.4%	93.2%	93.2%
% of Patients satisfied with the time they had to wait for an appointment	1	1	N/A	90.7%	89.1%	88.8%

\* This is based on patients treated on this contract for their most recent course of treatment. Figures in italics indicate the base number of FP17s or Patient Questionnaire responses are less than 100. N/A is shown where the base number of responses is less than 10 during the period. % is calculated as Quantity/Base number\*100

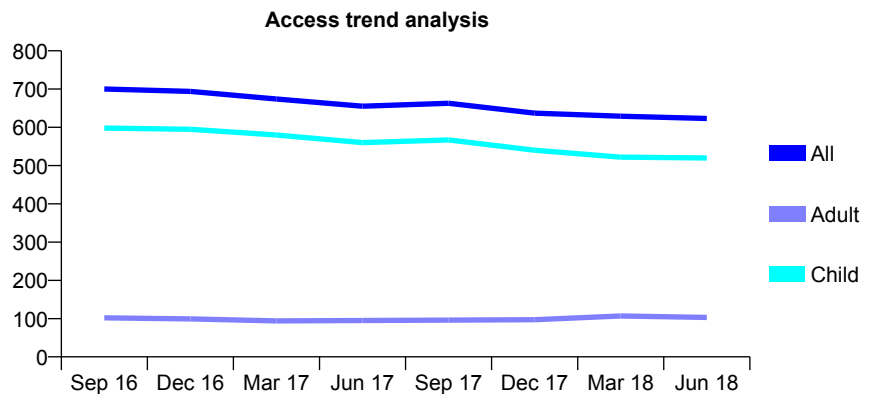
## Q60 - Vital Signs At a Glance Contract Report for 193623/0001 - June 2018

Name or company name	Beaufort Dental Health Centre Ltd
Contract type name	GDS Contract
Purpose of contract	General
Contract start date	01/07/2009
Contract end date	

18/19 Contracted general activity (UDA)	1,380
Carry forward general activity (UDA)	0
18/19 Contracted orthodontic activity (UOA)	0
Carry forward orthodontic activity (UOA)	0
Baseline contract value	£30,530.32

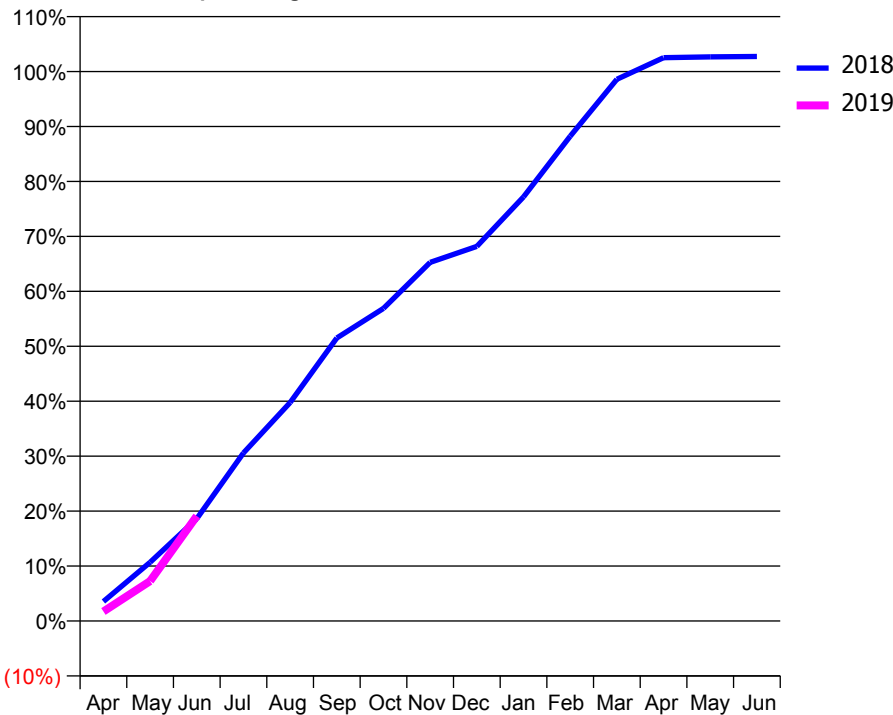
### ACCESS\*

Patients seen in 24 months	Total	Change since previous quarter
Quarter ending June 2017	655	
Quarter ending September 2017	663	→
Quarter ending December 2017	637	↓
Quarter ending March 2018	629	↓
Quarter ending June 2018	623	→
<b>Variance since June 2017</b>	<b>(4.9%)</b>	<b>↓</b>



### ACTIVITY

Cumulative percentage of contracted UDA delivered 2018 & 2019



Month	Adjusted Scheduled Activity (UDA)	
	2018	2019
April	49	24
May	147	100
June	257	264
July	422	
August	549	
September	711	
October	785	
November	901	
December	941	
January	1,065	
February	1,218	
March	1,361	
April	1,415	
May	1,417	
June	1,418	

### QUALITY

	Quantity	Base Number	Contract	AT	Region	England
% of FP17s for the same patient ID Re-attending within 3 months - Children	14	198	7.1%	9.3%	11.3%	11.5%
% of FP17s for the same patient ID Re-attending within 3 months - Adults	1	12	8.3%	13.1%	14.9%	15.4%
% of FP17s for the same patient ID Re-attending between 3 & 9 months - Children	139	198	70.2%	61.2%	60.0%	58.9%
% of FP17s for the same patient ID Re-attending between 3 & 9 months - Adults	10	12	83.3%	55.8%	52.6%	51.6%
% of FP17s for Band 1 Urgent Courses	4	163	2.5%	6.9%	7.9%	8.9%
% of FP17s Relating to Free Repair or Replacements	0	163	0.0%	0.9%	0.8%	0.8%
% of FP17s Relating to Continuations	0	163	0.0%	1.1%	0.9%	0.9%
% of Patients satisfied with the dentistry they have received	0	0	N/A	93.4%	93.2%	93.2%
% of Patients satisfied with the time they had to wait for an appointment	0	0	N/A	90.7%	89.1%	88.8%

\* This is based on patients treated on this contract for their most recent course of treatment. Figures in italics indicate the base number of FP17s or Patient Questionnaire responses are less than 100. N/A is shown where the base number of responses is less than 10 during the period. % is calculated as Quantity/Base number\*100



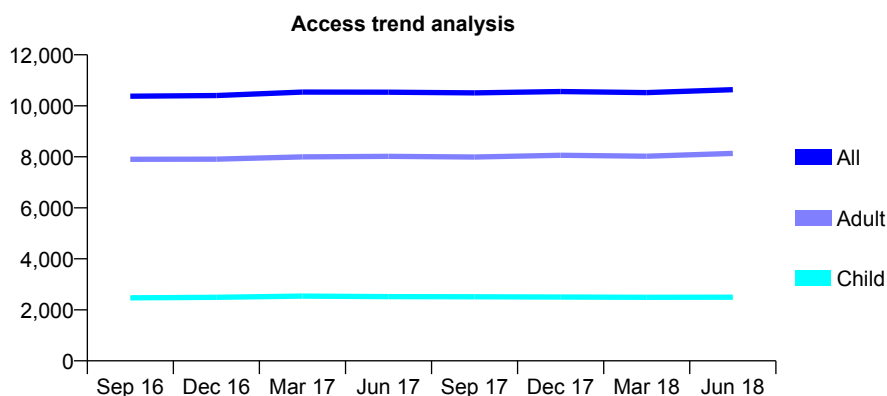
## Q60 - Vital Signs At a Glance Contract Report for 195170/0001 - June 2018

Name or company name	Station House Dental Practice (Telford) Ltd
Contract type name	Pilot Contract
Purpose of contract	General and Orthodontic
Contract start date	01/12/2009
Contract end date	

18/19 Contracted general activity (UDA)	39,000
Carry forward general activity (UDA)	0
18/19 Contracted orthodontic activity (UOA)	1,000
Carry forward orthodontic activity (UOA)	0
Baseline contract value	£1,130,747.98

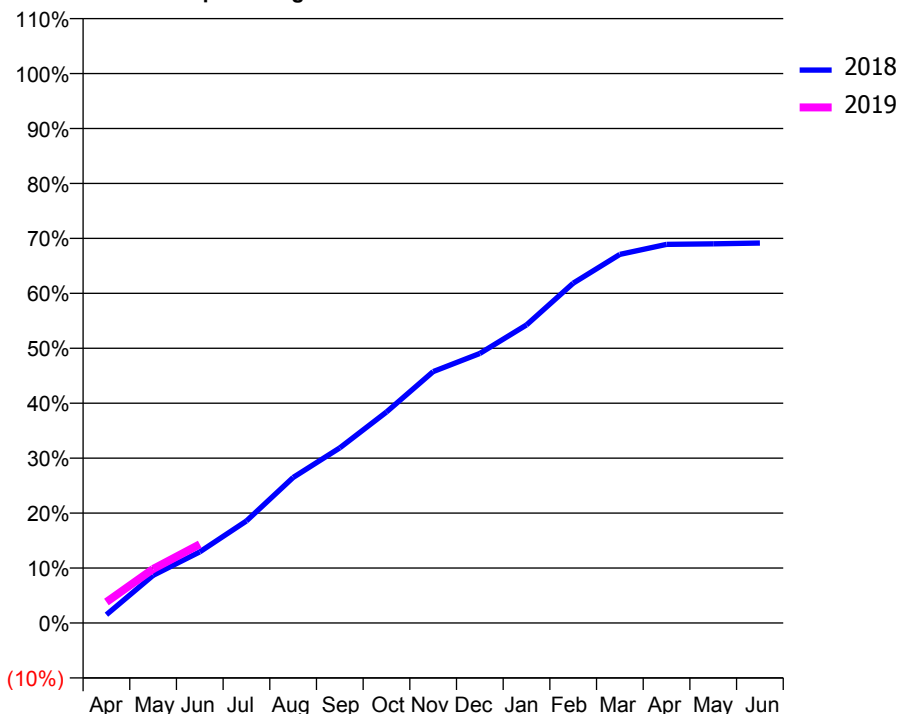
### ACCESS\*

Patients seen in 24 months	Total	Change since previous quarter
Quarter ending June 2017	10,535	
Quarter ending September 2017	10,506	→
Quarter ending December 2017	10,562	→
Quarter ending March 2018	10,516	→
Quarter ending June 2018	10,634	→
<b>Variance since June 2017</b>	<b>0.9%</b>	<b>→</b>



### ACTIVITY

Cumulative percentage of contracted UDA delivered 2018 & 2019



Month	Adjusted Scheduled Activity (UDA)	
	2018	2019
April	596	1,490
May	3,380	3,838
June	5,044	5,590
July	7,246	
August	10,329	
September	12,431	
October	14,973	
November	17,841	
December	19,135	
January	21,159	
February	24,117	
March	26,167	
April	26,877	
May	26,912	
June	26,970	

### QUALITY

	Quantity	Base Number	Contract	AT	Region	England
% of FP17s for the same patient ID Re-attending within 3 months - Children	40	877	4.6%	9.3%	11.3%	11.5%
% of FP17s for the same patient ID Re-attending within 3 months - Adults	167	2,158	7.7%	13.1%	14.9%	15.4%
% of FP17s for the same patient ID Re-attending between 3 & 9 months - Children	529	877	60.3%	61.2%	60.0%	58.9%
% of FP17s for the same patient ID Re-attending between 3 & 9 months - Adults	1,030	2,158	47.7%	55.8%	52.6%	51.6%
% of FP17s for Band 1 Urgent Courses	72	2,348	3.1%	6.9%	7.9%	8.9%
% of FP17s Relating to Free Repair or Replacements	6	2,348	0.3%	0.9%	0.8%	0.8%
% of FP17s Relating to Continuations	29	2,348	1.2%	1.1%	0.9%	0.9%
% of Patients satisfied with the dentistry they have received	14	15	93.3%	93.4%	93.2%	93.2%
% of Patients satisfied with the time they had to wait for an appointment	15	15	100.0%	90.7%	89.1%	88.8%

\* This is based on patients treated on this contract for their most recent course of treatment. Figures in italics indicate the base number of FP17s or Patient Questionnaire responses are less than 100. N/A is shown where the base number of responses is less than 10 during the period. % is calculated as Quantity/Base number\*100

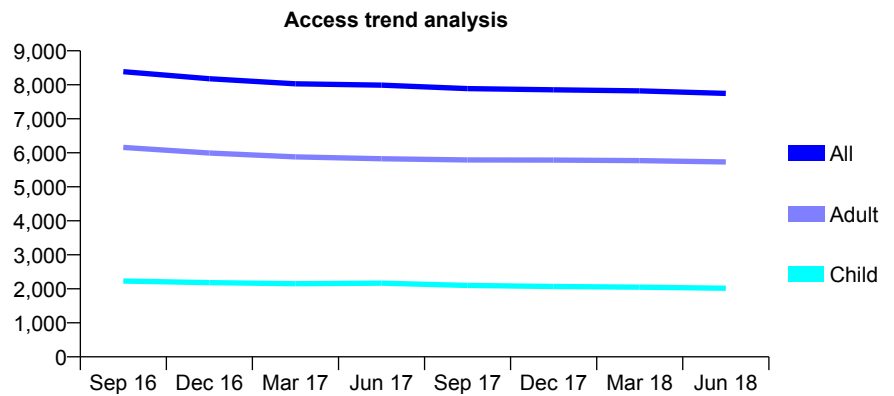
## Q60 - Vital Signs At a Glance Contract Report for 195464/0001 - June 2018

Name or company name	Keen Dental Care
Contract type name	GDS Contract
Purpose of contract	General
Contract start date	01/04/2012
Contract end date	

18/19 Contracted general activity (UDA)	24,030
Carry forward general activity (UDA)	0
18/19 Contracted orthodontic activity (UOA)	0
Carry forward orthodontic activity (UOA)	0
Baseline contract value	£601,131.33

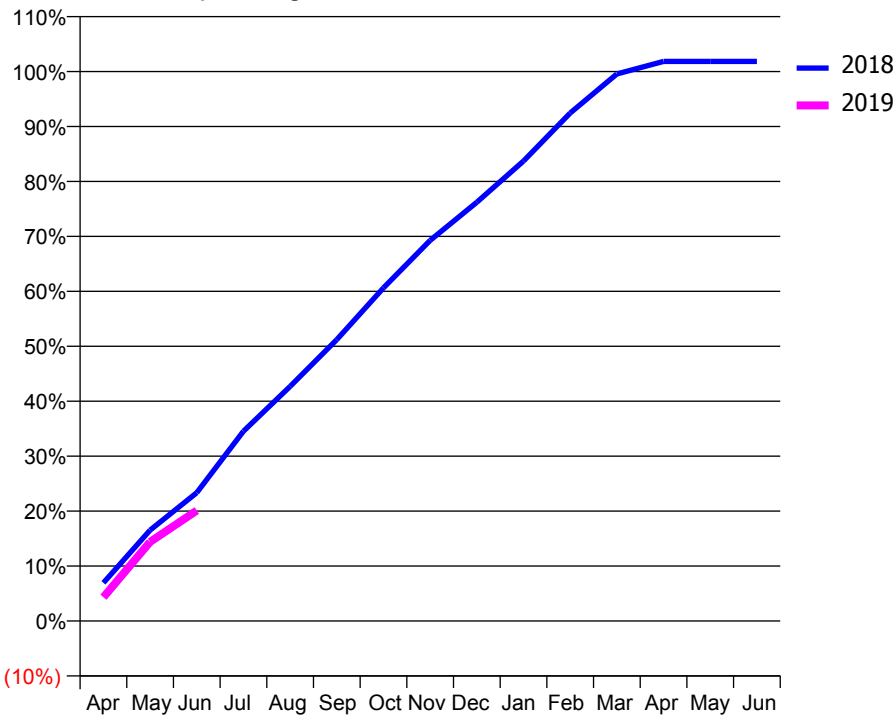
### ACCESS\*

Patients seen in 24 months	Total	Change since previous quarter
Quarter ending June 2017	7,991	
Quarter ending September 2017	7,890	↓
Quarter ending December 2017	7,852	→
Quarter ending March 2018	7,821	→
Quarter ending June 2018	7,749	→
<b>Variance since June 2017</b>	<b>(3.0%)</b>	<b>↓</b>



### ACTIVITY

Cumulative percentage of contracted UDA delivered 2018 & 2019



Month	Adjusted Scheduled Activity (UDA)	
	2018	2019
April	1,604	1,041
May	3,811	3,461
June	5,382	4,834
July	7,955	
August	9,831	
September	11,797	
October	13,963	
November	15,952	
December	17,552	
January	19,279	
February	21,291	
March	22,928	
April	23,454	
May	23,455	
June	23,455	

### QUALITY

	Quantity	Base Number	Contract	AT	Region	England
% of FP17s for the same patient ID Re-attending within 3 months - Children	41	749	5.5%	9.3%	11.3%	11.5%
% of FP17s for the same patient ID Re-attending within 3 months - Adults	257	2,229	11.5%	13.1%	14.9%	15.4%
% of FP17s for the same patient ID Re-attending between 3 & 9 months - Children	507	749	67.7%	61.2%	60.0%	58.9%
% of FP17s for the same patient ID Re-attending between 3 & 9 months - Adults	1,519	2,229	68.1%	55.8%	52.6%	51.6%
% of FP17s for Band 1 Urgent Courses	103	2,699	3.8%	6.9%	7.9%	8.9%
% of FP17s Relating to Free Repair or Replacements	20	2,699	0.7%	0.9%	0.8%	0.8%
% of FP17s Relating to Continuations	63	2,699	2.3%	1.1%	0.9%	0.9%
% of Patients satisfied with the dentistry they have received	14	14	100.0%	93.4%	93.2%	93.2%
% of Patients satisfied with the time they had to wait for an appointment	11	14	78.6%	90.7%	89.1%	88.8%

\* This is based on patients treated on this contract for their most recent course of treatment. Figures in italics indicate the base number of FP17s or Patient Questionnaire responses are less than 100. N/A is shown where the base number of responses is less than 10 during the period. % is calculated as Quantity/Base number\*100

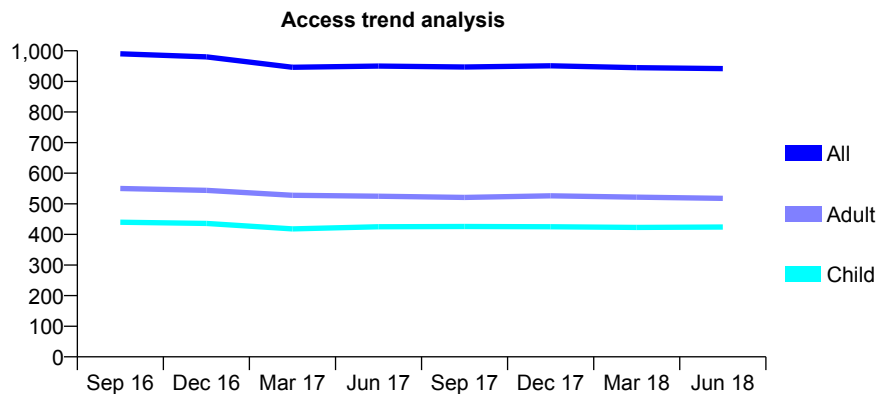
## Q60 - Vital Signs At a Glance Contract Report for 198048/0001 - June 2018

Name or company name	The Cherry Orchard Dental Practice Partne
Contract type name	GDS Contract
Purpose of contract	General
Contract start date	05/03/2013
Contract end date	

18/19 Contracted general activity (UDA)	2,200
Carry forward general activity (UDA)	0
18/19 Contracted orthodontic activity (UOA)	0
Carry forward orthodontic activity (UOA)	0
Baseline contract value	£48,371.87

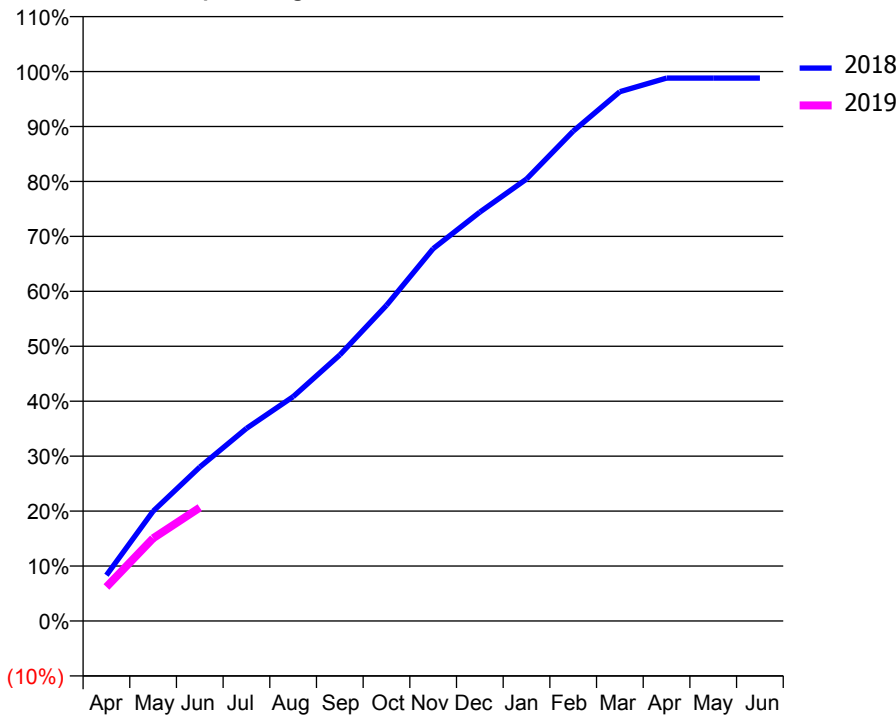
### ACCESS\*

Patients seen in 24 months	Total	Change since previous quarter
Quarter ending June 2017	950	
Quarter ending September 2017	947	→
Quarter ending December 2017	951	→
Quarter ending March 2018	945	→
Quarter ending June 2018	942	→
<b>Variance since June 2017</b>	<b>(0.8%)</b>	→



### ACTIVITY

Cumulative percentage of contracted UDA delivered 2018 & 2019



Adjusted Scheduled Activity (UDA)		
Month	2018	2019
April	183	136
May	440	331
June	616	454
July	771	
August	898	
September	1,066	
October	1,264	
November	1,491	
December	1,637	
January	1,770	
February	1,961	
March	2,119	
April	2,173	
May	2,173	
June	2,173	

### QUALITY

	Quantity	Base Number	Contract	AT	Region	England
% of FP17s for the same patient ID Re-attending within 3 months - Children	17	196	8.7%	9.3%	11.3%	11.5%
% of FP17s for the same patient ID Re-attending within 3 months - Adults	17	190	8.9%	13.1%	14.9%	15.4%
% of FP17s for the same patient ID Re-attending between 3 & 9 months - Children	146	196	74.5%	61.2%	60.0%	58.9%
% of FP17s for the same patient ID Re-attending between 3 & 9 months - Adults	137	190	72.1%	55.8%	52.6%	51.6%
% of FP17s for Band 1 Urgent Courses	14	350	4.0%	6.9%	7.9%	8.9%
% of FP17s Relating to Free Repair or Replacements	0	350	0.0%	0.9%	0.8%	0.8%
% of FP17s Relating to Continuations	7	350	2.0%	1.1%	0.9%	0.9%
% of Patients satisfied with the dentistry they have received	0	0	N/A	93.4%	93.2%	93.2%
% of Patients satisfied with the time they had to wait for an appointment	0	0	N/A	90.7%	89.1%	88.8%

\* This is based on patients treated on this contract for their most recent course of treatment. Figures in italics indicate the base number of FP17s or Patient Questionnaire responses are less than 100. N/A is shown where the base number of responses is less than 10 during the period. % is calculated as Quantity/Base number\*100

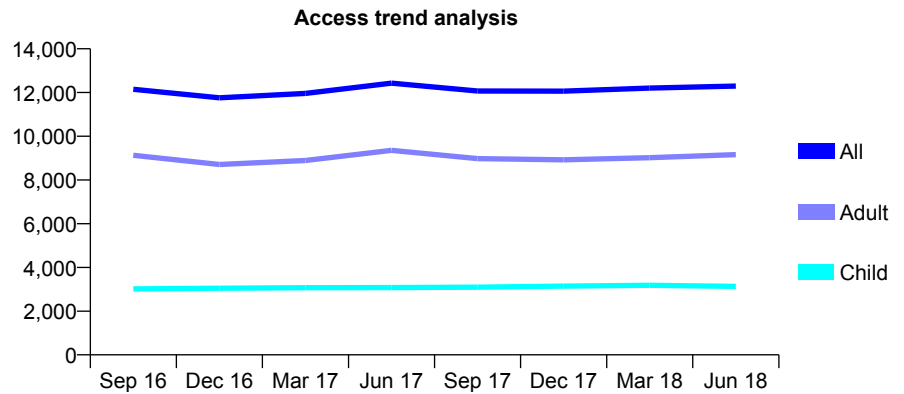
## Q60 - Vital Signs At a Glance Contract Report for 198404/0001 - June 2018

Name or company name	Tamworth Dental Practice Partnership
Contract type name	GDS Contract
Purpose of contract	General
Contract start date	01/04/2014
Contract end date	

18/19 Contracted general activity (UDA)	31,797
Carry forward general activity (UDA)	0
18/19 Contracted orthodontic activity (UOA)	0
Carry forward orthodontic activity (UOA)	0
Baseline contract value	£814,505.49

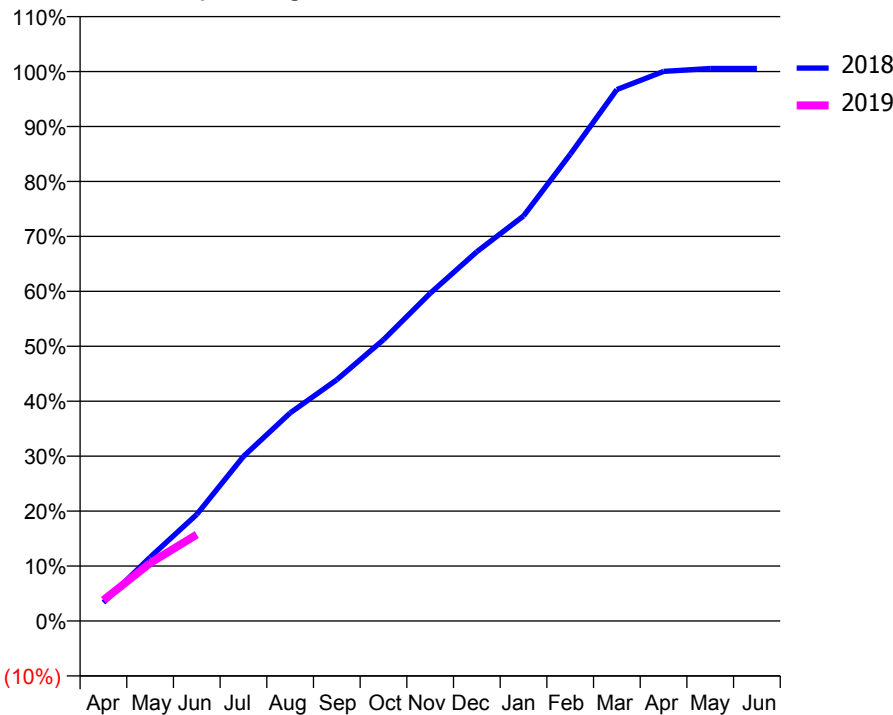
### ACCESS\*

Patients seen in 24 months	Total	Change since previous quarter
Quarter ending June 2017	12,430	
Quarter ending September 2017	12,070	↓
Quarter ending December 2017	12,064	→
Quarter ending March 2018	12,202	→
Quarter ending June 2018	12,292	→
<b>Variance since June 2017</b>	<b>(1.1%)</b>	<b>↓</b>



### ACTIVITY

Cumulative percentage of contracted UDA delivered 2018 & 2019



Month	Adjusted Scheduled Activity (UDA)	
	2018	2019
April	1,016	1,207
May	3,516	3,354
June	5,875	5,005
July	9,073	
August	11,475	
September	13,301	
October	15,511	
November	18,064	
December	20,363	
January	22,329	
February	25,729	
March	29,303	
April	30,305	
May	30,464	
June	30,465	

### QUALITY

	Quantity	Base Number	Contract	AT	Region	England
% of FP17s for the same patient ID Re-attending within 3 months - Children	45	829	5.4%	9.3%	11.3%	11.5%
% of FP17s for the same patient ID Re-attending within 3 months - Adults	192	1,715	11.2%	13.1%	14.9%	15.4%
% of FP17s for the same patient ID Re-attending between 3 & 9 months - Children	530	829	63.9%	61.2%	60.0%	58.9%
% of FP17s for the same patient ID Re-attending between 3 & 9 months - Adults	766	1,715	44.7%	55.8%	52.6%	51.6%
% of FP17s for Band 1 Urgent Courses	171	2,024	8.4%	6.9%	7.9%	8.9%
% of FP17s Relating to Free Repair or Replacements	5	2,024	0.2%	0.9%	0.8%	0.8%
% of FP17s Relating to Continuations	22	2,024	1.1%	1.1%	0.9%	0.9%
% of Patients satisfied with the dentistry they have received	12	15	80.0%	93.4%	93.2%	93.2%
% of Patients satisfied with the time they had to wait for an appointment	13	15	86.7%	90.7%	89.1%	88.8%

\* This is based on patients treated on this contract for their most recent course of treatment. Figures in italics indicate the base number of FP17s or Patient Questionnaire responses are less than 100. N/A is shown where the base number of responses is less than 10 during the period. % is calculated as Quantity/Base number\*100

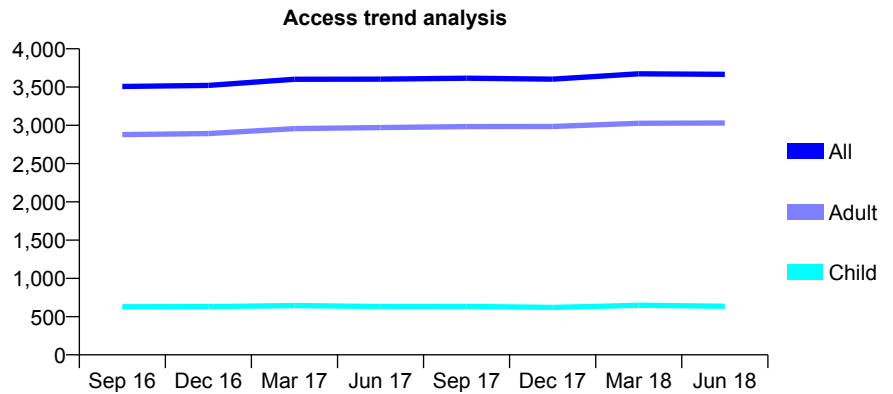
## Q60 - Vital Signs At a Glance Contract Report for 198595/0001 - June 2018

Name or company name	Khanna Dental Limited
Contract type name	GDS Contract
Purpose of contract	General and Orthodontic
Contract start date	01/07/2014
Contract end date	

18/19 Contracted general activity (UDA)	12,412
Carry forward general activity (UDA)	0
18/19 Contracted orthodontic activity (UOA)	280
Carry forward orthodontic activity (UOA)	0
Baseline contract value	£363,321.21

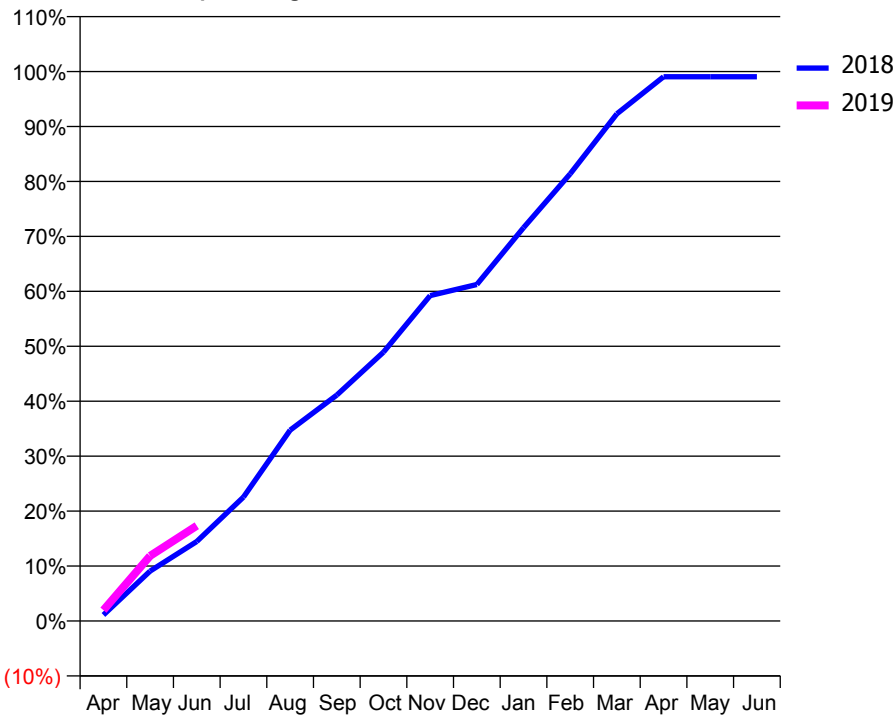
### ACCESS\*

Patients seen in 24 months	Total	Change since previous quarter
Quarter ending June 2017	3,603	
Quarter ending September 2017	3,616	→
Quarter ending December 2017	3,604	→
Quarter ending March 2018	3,674	→
Quarter ending June 2018	3,666	→
<b>Variance since June 2017</b>	<b>1.7%</b>	<b>→</b>



### ACTIVITY

Cumulative percentage of contracted UDA delivered 2018 & 2019



Month	Adjusted Scheduled Activity (UDA)	
	2018	2019
April	138	245
May	1,127	1,470
June	1,798	2,153
July	2,800	
August	4,312	
September	5,103	
October	6,073	
November	7,352	
December	7,601	
January	8,885	
February	10,101	
March	11,457	
April	12,294	
May	12,293	
June	12,293	

### QUALITY

	Quantity	Base Number	Contract	AT	Region	England
% of FP17s for the same patient ID Re-attending within 3 months - Children	17	182	9.3%	9.3%	11.3%	11.5%
% of FP17s for the same patient ID Re-attending within 3 months - Adults	179	1,010	17.7%	13.1%	14.9%	15.4%
% of FP17s for the same patient ID Re-attending between 3 & 9 months - Children	111	182	61.0%	61.2%	60.0%	58.9%
% of FP17s for the same patient ID Re-attending between 3 & 9 months - Adults	560	1,010	55.4%	55.8%	52.6%	51.6%
% of FP17s for Band 1 Urgent Courses	137	972	14.1%	6.9%	7.9%	8.9%
% of FP17s Relating to Free Repair or Replacements	6	972	0.6%	0.9%	0.8%	0.8%
% of FP17s Relating to Continuations	4	972	0.4%	1.1%	0.9%	0.9%
% of Patients satisfied with the dentistry they have received	7	7	N/A	93.4%	93.2%	93.2%
% of Patients satisfied with the time they had to wait for an appointment	6	7	N/A	90.7%	89.1%	88.8%

\* This is based on patients treated on this contract for their most recent course of treatment. Figures in italics indicate the base number of FP17s or Patient Questionnaire responses are less than 100. N/A is shown where the base number of responses is less than 10 during the period. % is calculated as Quantity/Base number\*100

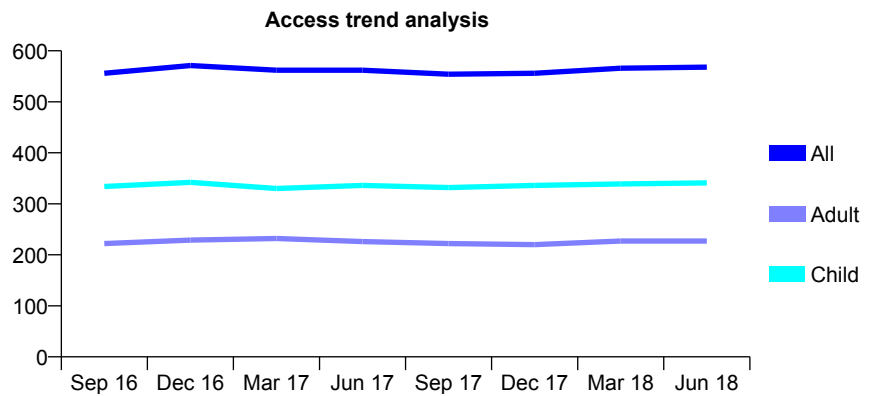
## Q60 - Vital Signs At a Glance Contract Report for 208698/0001 - June 2018

Name or company name	Chris Bird Dental Care Limited
Contract type name	GDS Contract
Purpose of contract	General
Contract start date	01/04/2006
Contract end date	

18/19 Contracted general activity (UDA)	2,000
Carry forward general activity (UDA)	0
18/19 Contracted orthodontic activity (UOA)	0
Carry forward orthodontic activity (UOA)	0
Baseline contract value	£45,194.86

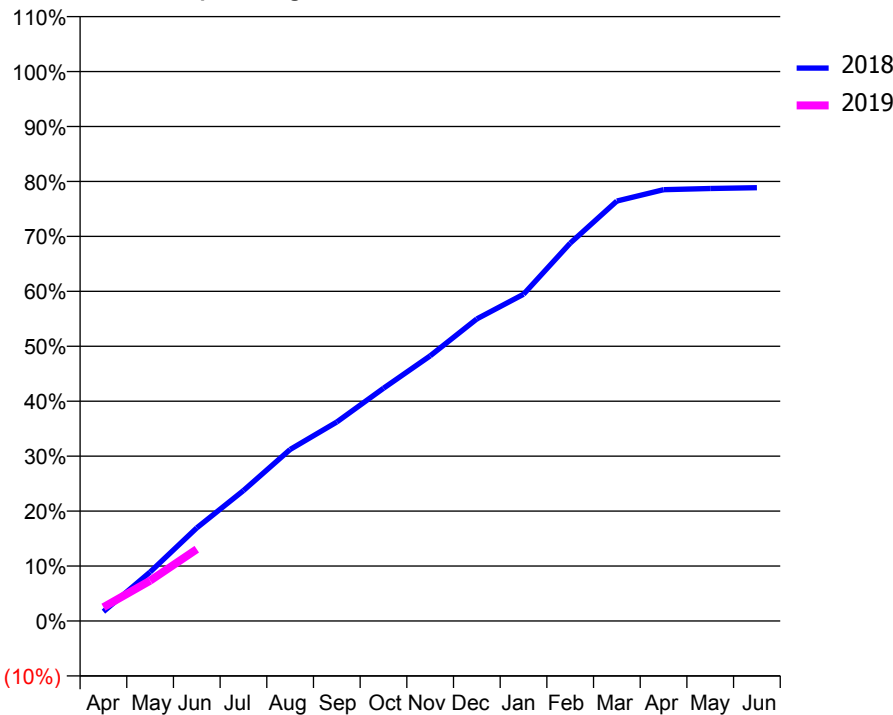
### ACCESS\*

Patients seen in 24 months	Total	Change since previous quarter
Quarter ending June 2017	562	
Quarter ending September 2017	554	↓
Quarter ending December 2017	556	→
Quarter ending March 2018	566	→
Quarter ending June 2018	568	→
<b>Variance since June 2017</b>	<b>1.1%</b>	<b>→</b>



### ACTIVITY

Cumulative percentage of contracted UDA delivered 2018 & 2019



Month	Adjusted Scheduled Activity (UDA)	
	2018	2019
April	34	50
May	178	147
June	339	261
July	475	
August	625	
September	725	
October	847	
November	965	
December	1,100	
January	1,189	
February	1,375	
March	1,529	
April	1,570	
May	1,574	
June	1,577	

### QUALITY

	Quantity	Base Number	Contract	AT	Region	England
% of FP17s for the same patient ID Re-attending within 3 months - Children	13	117	11.1%	9.3%	11.3%	11.5%
% of FP17s for the same patient ID Re-attending within 3 months - Adults	10	65	15.4%	13.1%	14.9%	15.4%
% of FP17s for the same patient ID Re-attending between 3 & 9 months - Children	69	117	59.0%	61.2%	60.0%	58.9%
% of FP17s for the same patient ID Re-attending between 3 & 9 months - Adults	40	65	61.5%	55.8%	52.6%	51.6%
% of FP17s for Band 1 Urgent Courses	6	156	3.8%	6.9%	7.9%	8.9%
% of FP17s Relating to Free Repair or Replacements	0	156	0.0%	0.9%	0.8%	0.8%
% of FP17s Relating to Continuations	0	156	0.0%	1.1%	0.9%	0.9%
% of Patients satisfied with the dentistry they have received	0	0	N/A	93.4%	93.2%	93.2%
% of Patients satisfied with the time they had to wait for an appointment	0	0	N/A	90.7%	89.1%	88.8%

\* This is based on patients treated on this contract for their most recent course of treatment. Figures in italics indicate the base number of FP17s or Patient Questionnaire responses are less than 100. N/A is shown where the base number of responses is less than 10 during the period. % is calculated as Quantity/Base number\*100

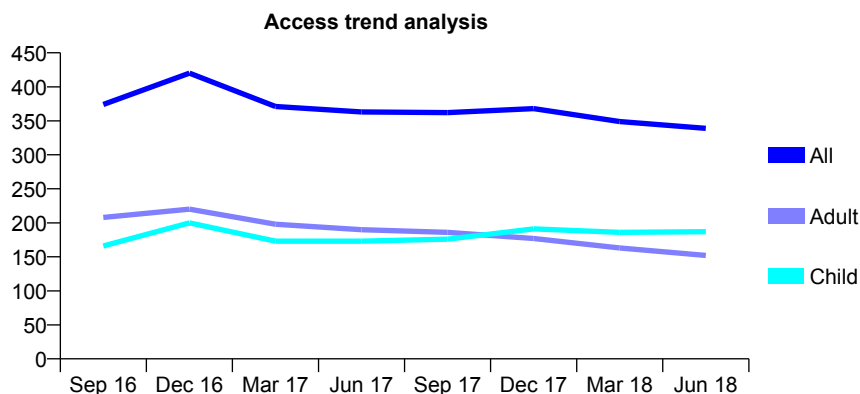
## Q60 - Vital Signs At a Glance Contract Report for 209554/0001 - June 2018

Name or company name	Rajdeep Koner
Contract type name	GDS Contract
Purpose of contract	General
Contract start date	01/04/2006
Contract end date	

18/19 Contracted general activity (UDA)	3,136
Carry forward general activity (UDA)	0
18/19 Contracted orthodontic activity (UOA)	0
Carry forward orthodontic activity (UOA)	0
Baseline contract value	£75,088.02

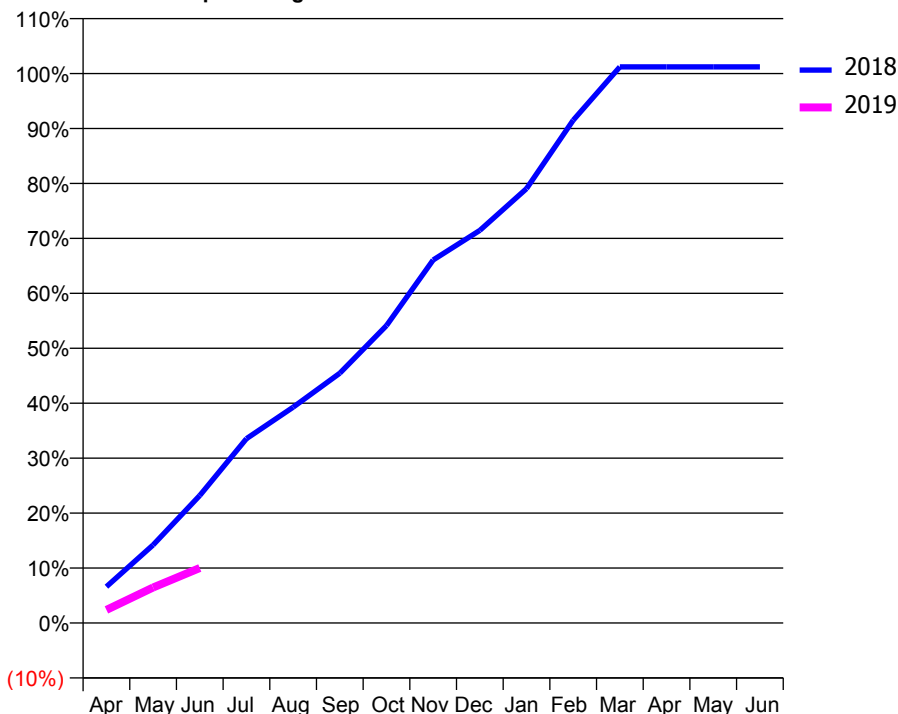
### ACCESS\*

Patients seen in 24 months	Total	Change since previous quarter
Quarter ending June 2017	363	
Quarter ending September 2017	362	→
Quarter ending December 2017	368	→
Quarter ending March 2018	349	↓
Quarter ending June 2018	339	↓
<b>Variance since June 2017</b>	<b>(6.6%)</b>	<b>↓</b>



### ACTIVITY

Cumulative percentage of contracted UDA delivered 2018 & 2019



Adjusted Scheduled Activity (UDA)

Month	2018	2019
April	75	75
May	161	203
June	264	314
July	381	
August	446	
September	516	
October	615	
November	750	
December	812	
January	898	
February	1,039	
March	1,150	
April	1,150	
May	1,150	
June	1,150	

### QUALITY

	Quantity	Base Number	Contract	AT	Region	England
% of FP17s for the same patient ID Re-attending within 3 months - Children	5	69	7.2%	9.3%	11.3%	11.5%
% of FP17s for the same patient ID Re-attending within 3 months - Adults	2	42	4.8%	13.1%	14.9%	15.4%
% of FP17s for the same patient ID Re-attending between 3 & 9 months - Children	38	69	55.1%	61.2%	60.0%	58.9%
% of FP17s for the same patient ID Re-attending between 3 & 9 months - Adults	26	42	61.9%	55.8%	52.6%	51.6%
% of FP17s for Band 1 Urgent Courses	5	111	4.5%	6.9%	7.9%	8.9%
% of FP17s Relating to Free Repair or Replacements	0	111	0.0%	0.9%	0.8%	0.8%
% of FP17s Relating to Continuations	0	111	0.0%	1.1%	0.9%	0.9%
% of Patients satisfied with the dentistry they have received	6	7	N/A	93.4%	93.2%	93.2%
% of Patients satisfied with the time they had to wait for an appointment	5	7	N/A	90.7%	89.1%	88.8%

\* This is based on patients treated on this contract for their most recent course of treatment. Figures in italics indicate the base number of FP17s or Patient Questionnaire responses are less than 100. N/A is shown where the base number of responses is less than 10 during the period. % is calculated as Quantity/Base number\*100

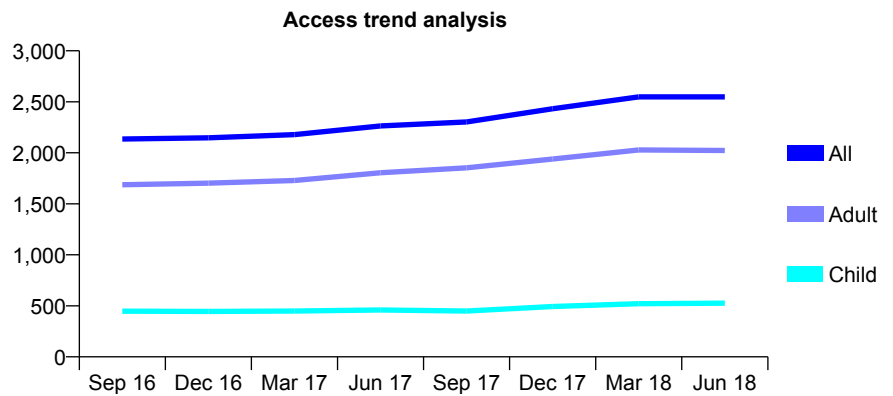
## Q60 - Vital Signs At a Glance Contract Report for 215708/0001 - June 2018

Name or company name	Asquith House Dental Practice Partnership
Contract type name	GDS Contract
Purpose of contract	General and Orthodontic
Contract start date	01/04/2006
Contract end date	

18/19 Contracted general activity (UDA)	10,628
Carry forward general activity (UDA)	0
18/19 Contracted orthodontic activity (UOA)	575
Carry forward orthodontic activity (UOA)	0
Baseline contract value	£332,933.77

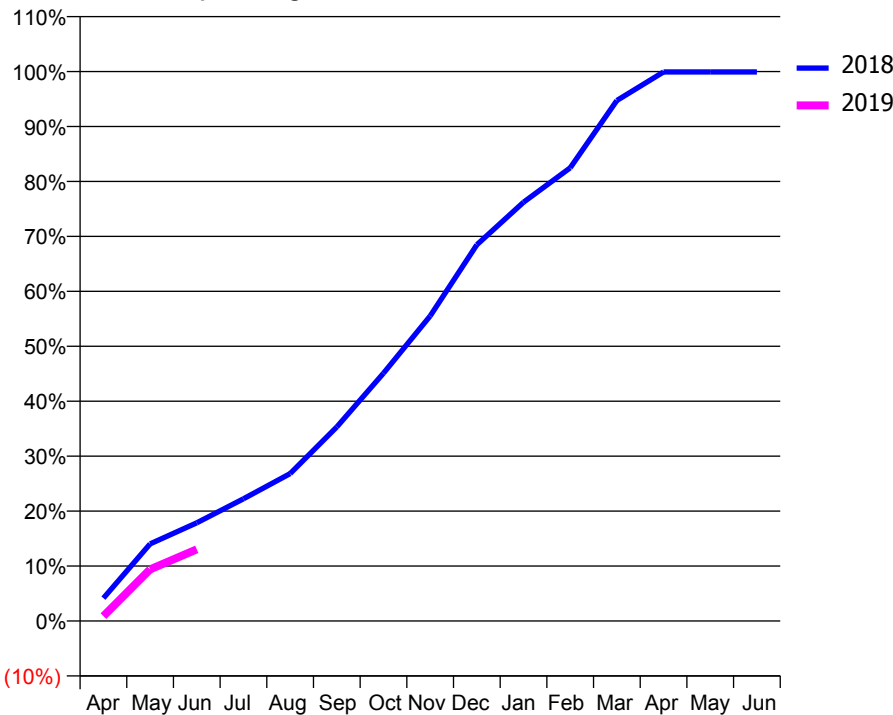
### ACCESS\*

Patients seen in 24 months	Total	Change since previous quarter
Quarter ending June 2017	2,264	
Quarter ending September 2017	2,302	→
Quarter ending December 2017	2,432	↑
Quarter ending March 2018	2,549	↑
Quarter ending June 2018	2,549	→
<b>Variance since June 2017</b>	<b>12.6%</b>	<b>↑</b>



### ACTIVITY

Cumulative percentage of contracted UDA delivered 2018 & 2019



Month	Adjusted Scheduled Activity (UDA)	
	2018	2019
April	360	95
May	1,212	999
June	1,542	1,386
July	1,919	
August	2,315	
September	3,047	
October	3,891	
November	4,790	
December	5,907	
January	6,575	
February	7,115	
March	8,172	
April	8,620	
May	8,620	
June	8,620	

### QUALITY

	Quantity	Base Number	Contract	AT	Region	England
% of FP17s for the same patient ID Re-attending within 3 months - Children	8	195	4.1%	9.3%	11.3%	11.5%
% of FP17s for the same patient ID Re-attending within 3 months - Adults	55	688	8.0%	13.1%	14.9%	15.4%
% of FP17s for the same patient ID Re-attending between 3 & 9 months - Children	123	195	63.1%	61.2%	60.0%	58.9%
% of FP17s for the same patient ID Re-attending between 3 & 9 months - Adults	488	688	70.9%	55.8%	52.6%	51.6%
% of FP17s for Band 1 Urgent Courses	32	697	4.6%	6.9%	7.9%	8.9%
% of FP17s Relating to Free Repair or Replacements	6	697	0.9%	0.9%	0.8%	0.8%
% of FP17s Relating to Continuations	3	697	0.4%	1.1%	0.9%	0.9%
% of Patients satisfied with the dentistry they have received	4	4	N/A	93.4%	93.2%	93.2%
% of Patients satisfied with the time they had to wait for an appointment	4	4	N/A	90.7%	89.1%	88.8%

\* This is based on patients treated on this contract for their most recent course of treatment. Figures in italics indicate the base number of FP17s or Patient Questionnaire responses are less than 100. N/A is shown where the base number of responses is less than 10 during the period. % is calculated as Quantity/Base number\*100



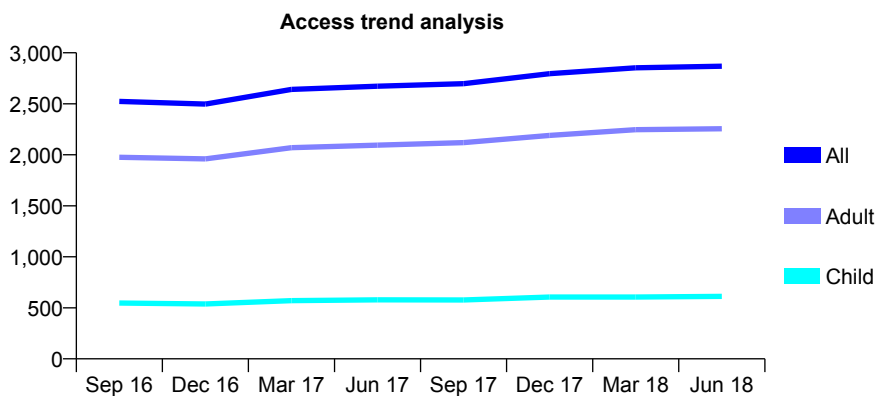
## Q60 - Vital Signs At a Glance Contract Report for 216070/0001 - June 2018

Name or company name	MR B PATEL
Contract type name	GDS Contract
Purpose of contract	General
Contract start date	21/12/2011
Contract end date	

18/19 Contracted general activity (UDA)	6,987
Carry forward general activity (UDA)	0
18/19 Contracted orthodontic activity (UOA)	0
Carry forward orthodontic activity (UOA)	0
Baseline contract value	£160,359.08

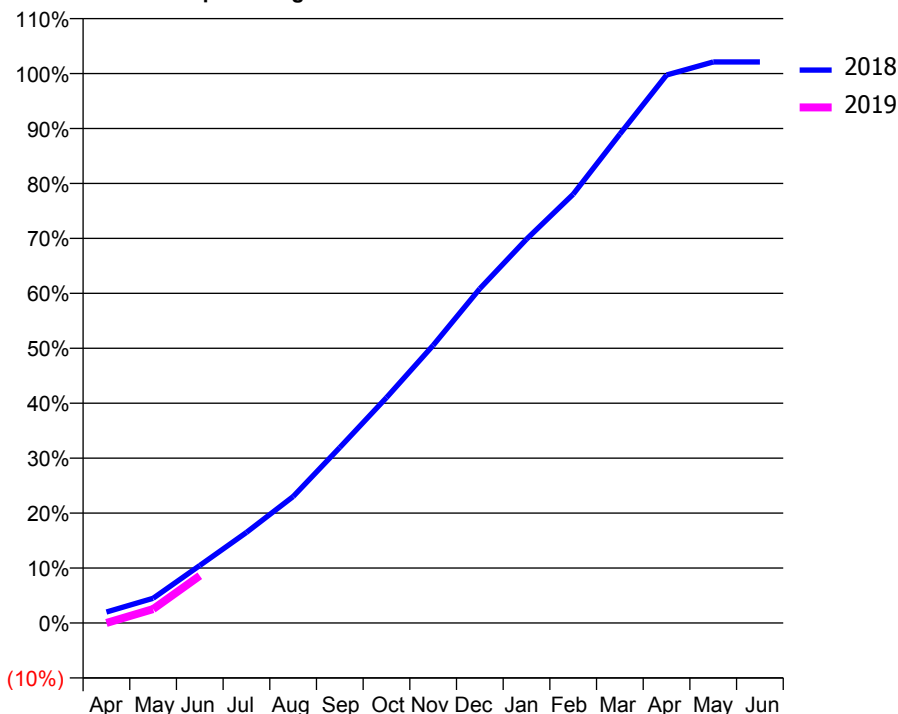
### ACCESS\*

Patients seen in 24 months	Total	Change since previous quarter
Quarter ending June 2017	2,673	
Quarter ending September 2017	2,697	→
Quarter ending December 2017	2,796	↑
Quarter ending March 2018	2,853	↑
Quarter ending June 2018	2,869	→
<b>Variance since June 2017</b>	<b>7.3%</b>	<b>↑</b>



### ACTIVITY

Cumulative percentage of contracted UDA delivered 2018 & 2019



Adjusted Scheduled Activity (UDA)

Month	2018	2019
April	130	0
May	292	176
June	680	601
July	1,070	
August	1,493	
September	2,073	
October	2,661	
November	3,278	
December	3,948	
January	4,532	
February	5,062	
March	5,772	
April	6,470	
May	6,624	
June	6,624	

### QUALITY

	Quantity	Base Number	Contract	AT	Region	England
% of FP17s for the same patient ID Re-attending within 3 months - Children	7	218	3.2%	9.3%	11.3%	11.5%
% of FP17s for the same patient ID Re-attending within 3 months - Adults	91	945	9.6%	13.1%	14.9%	15.4%
% of FP17s for the same patient ID Re-attending between 3 & 9 months - Children	144	218	66.1%	61.2%	60.0%	58.9%
% of FP17s for the same patient ID Re-attending between 3 & 9 months - Adults	659	945	69.7%	55.8%	52.6%	51.6%
% of FP17s for Band 1 Urgent Courses	24	442	5.4%	6.9%	7.9%	8.9%
% of FP17s Relating to Free Repair or Replacements	3	442	0.7%	0.9%	0.8%	0.8%
% of FP17s Relating to Continuations	3	442	0.7%	1.1%	0.9%	0.9%
% of Patients satisfied with the dentistry they have received	4	4	N/A	93.4%	93.2%	93.2%
% of Patients satisfied with the time they had to wait for an appointment	4	4	N/A	90.7%	89.1%	88.8%

\* This is based on patients treated on this contract for their most recent course of treatment. Figures in italics indicate the base number of FP17s or Patient Questionnaire responses are less than 100. N/A is shown where the base number of responses is less than 10 during the period. % is calculated as Quantity/Base number\*100

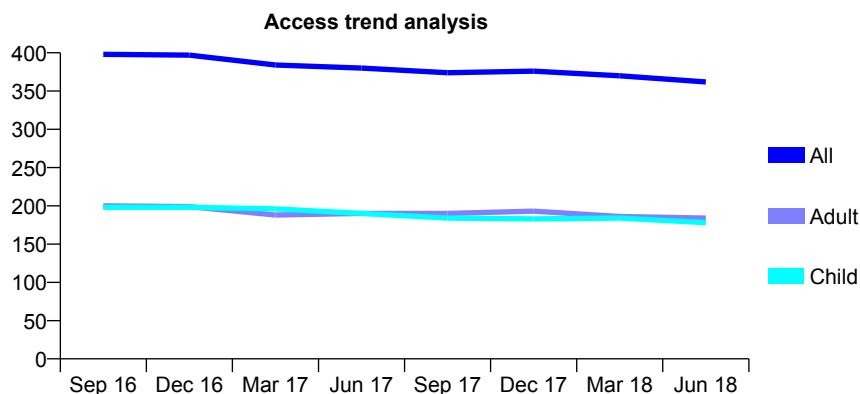
## Q60 - Vital Signs At a Glance Contract Report for 224081/0001 - June 2018

Name or company name	MR GA EVANS
Contract type name	GDS Contract
Purpose of contract	General
Contract start date	01/04/2006
Contract end date	

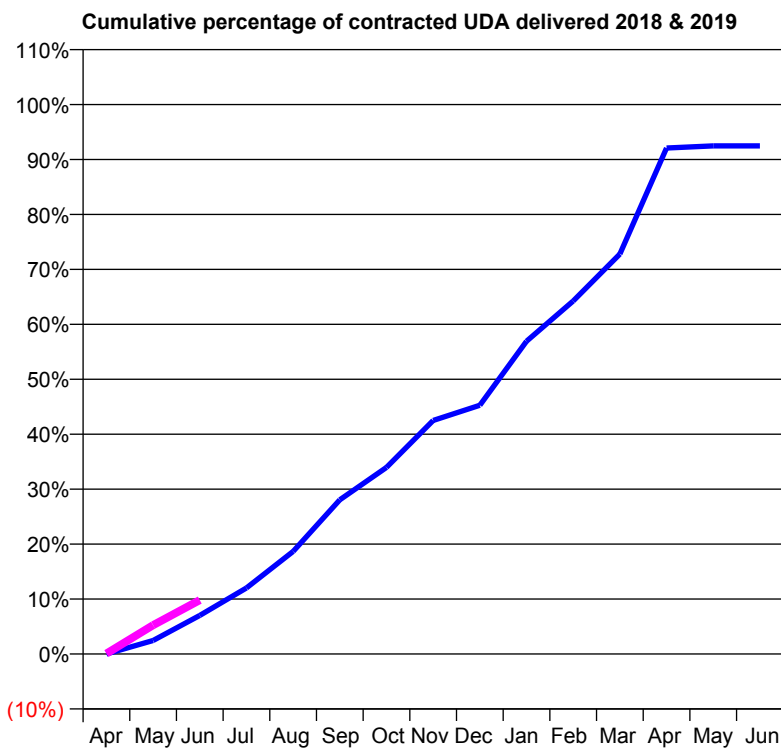
18/19 Contracted general activity (UDA)	1,300
Carry forward general activity (UDA)	0
18/19 Contracted orthodontic activity (UOA)	0
Carry forward orthodontic activity (UOA)	0
Baseline contract value	£29,353.61

### ACCESS\*

Patients seen in 24 months	Total	Change since previous quarter
Quarter ending June 2017	380	
Quarter ending September 2017	374	↓
Quarter ending December 2017	376	→
Quarter ending March 2018	370	↓
Quarter ending June 2018	362	↓
<b>Variance since June 2017</b>	<b>(4.7%)</b>	<b>↓</b>



### ACTIVITY



Month	Adjusted Scheduled Activity (UDA)	
	2018	2019
April	0	1
May	32	68
June	91	128
July	156	
August	243	
September	365	
October	441	
November	552	
December	589	
January	740	
February	835	
March	946	
April	1,197	
May	1,202	
June	1,202	

### QUALITY

	Quantity	Base Number	Contract	AT	Region	England
% of FP17s for the same patient ID Re-attending within 3 months - Children	5	85	5.9%	9.3%	11.3%	11.5%
% of FP17s for the same patient ID Re-attending within 3 months - Adults	11	54	20.4%	13.1%	14.9%	15.4%
% of FP17s for the same patient ID Re-attending between 3 & 9 months - Children	58	85	68.2%	61.2%	60.0%	58.9%
% of FP17s for the same patient ID Re-attending between 3 & 9 months - Adults	28	54	51.9%	55.8%	52.6%	51.6%
% of FP17s for Band 1 Urgent Courses	3	68	4.4%	6.9%	7.9%	8.9%
% of FP17s Relating to Free Repair or Replacements	0	68	0.0%	0.9%	0.8%	0.8%
% of FP17s Relating to Continuations	0	68	0.0%	1.1%	0.9%	0.9%
% of Patients satisfied with the dentistry they have received	0	0	N/A	93.4%	93.2%	93.2%
% of Patients satisfied with the time they had to wait for an appointment	0	0	N/A	90.7%	89.1%	88.8%

\* This is based on patients treated on this contract for their most recent course of treatment. Figures in italics indicate the base number of FP17s or Patient Questionnaire responses are less than 100. N/A is shown where the base number of responses is less than 10 during the period. % is calculated as Quantity/Base number\*100

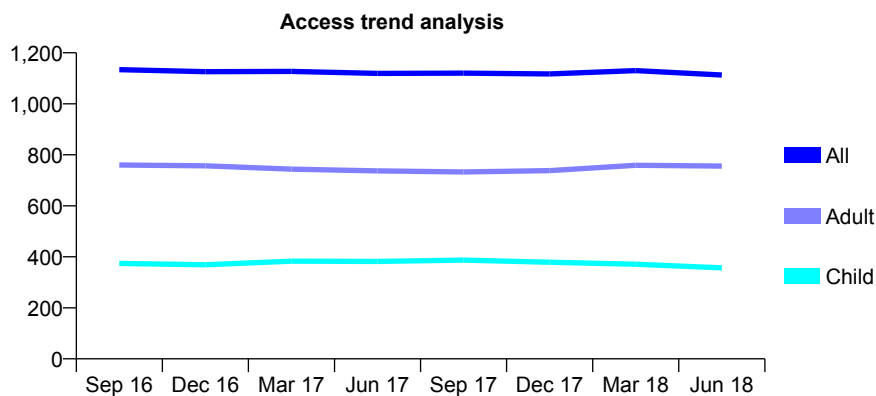
## Q60 - Vital Signs At a Glance Contract Report for 230081/0001 - June 2018

Name or company name	MR P CASWELL
Contract type name	GDS Contract
Purpose of contract	General and Orthodontic
Contract start date	01/04/2006
Contract end date	

18/19 Contracted general activity (UDA)	2,900
Carry forward general activity (UDA)	0
18/19 Contracted orthodontic activity (UOA)	0
Carry forward orthodontic activity (UOA)	0
Baseline contract value	£79,647.82

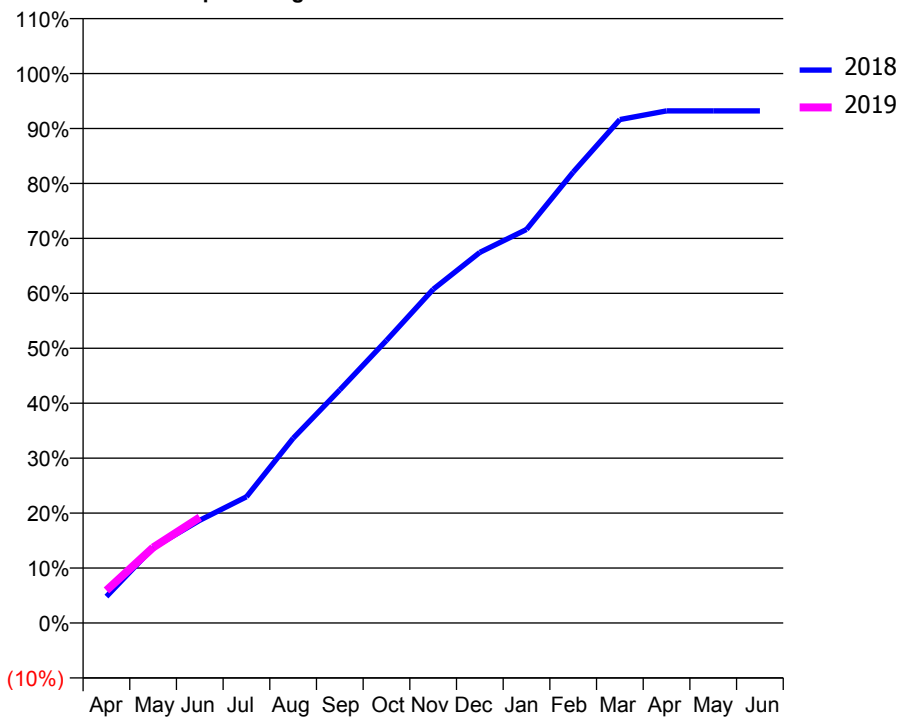
### ACCESS\*

Patients seen in 24 months	Total	Change since previous quarter
Quarter ending June 2017	1,119	
Quarter ending September 2017	1,120	→
Quarter ending December 2017	1,117	→
Quarter ending March 2018	1,130	→
Quarter ending June 2018	1,113	↓
<b>Variance since June 2017</b>	<b>(0.5%)</b>	<b>→</b>



### ACTIVITY

Cumulative percentage of contracted UDA delivered 2018 & 2019



Adjusted Scheduled Activity (UDA)

Month	2018	2019
April	140	172
May	397	398
June	542	558
July	666	
August	975	
September	1,230	
October	1,492	
November	1,761	
December	1,956	
January	2,077	
February	2,380	
March	2,657	
April	2,703	
May	2,703	
June	2,703	

### QUALITY

	Quantity	Base Number	Contract	AT	Region	England
% of FP17s for the same patient ID Re-attending within 3 months - Children	3	138	2.2%	9.3%	11.3%	11.5%
% of FP17s for the same patient ID Re-attending within 3 months - Adults	22	225	9.8%	13.1%	14.9%	15.4%
% of FP17s for the same patient ID Re-attending between 3 & 9 months - Children	93	138	67.4%	61.2%	60.0%	58.9%
% of FP17s for the same patient ID Re-attending between 3 & 9 months - Adults	139	225	61.8%	55.8%	52.6%	51.6%
% of FP17s for Band 1 Urgent Courses	3	337	0.9%	6.9%	7.9%	8.9%
% of FP17s Relating to Free Repair or Replacements	0	337	0.0%	0.9%	0.8%	0.8%
% of FP17s Relating to Continuations	4	337	1.2%	1.1%	0.9%	0.9%
% of Patients satisfied with the dentistry they have received	3	3	N/A	93.4%	93.2%	93.2%
% of Patients satisfied with the time they had to wait for an appointment	3	3	N/A	90.7%	89.1%	88.8%

\* This is based on patients treated on this contract for their most recent course of treatment. Figures in italics indicate the base number of FP17s or Patient Questionnaire responses are less than 100. N/A is shown where the base number of responses is less than 10 during the period. % is calculated as Quantity/Base number\*100

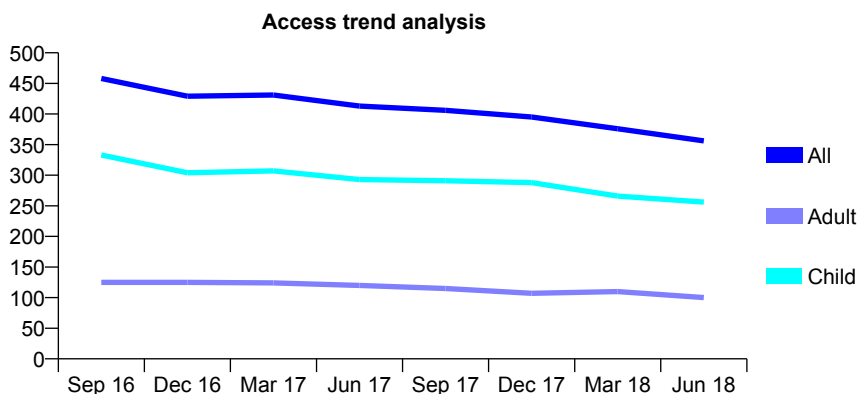
## Q60 - Vital Signs At a Glance Contract Report for 232513/0001 - June 2018

Name or company name	MR AF SINGLETON
Contract type name	GDS Contract
Purpose of contract	General
Contract start date	01/04/2006
Contract end date	

18/19 Contracted general activity (UDA)	740
Carry forward general activity (UDA)	0
18/19 Contracted orthodontic activity (UOA)	0
Carry forward orthodontic activity (UOA)	0
Baseline contract value	£17,515.18

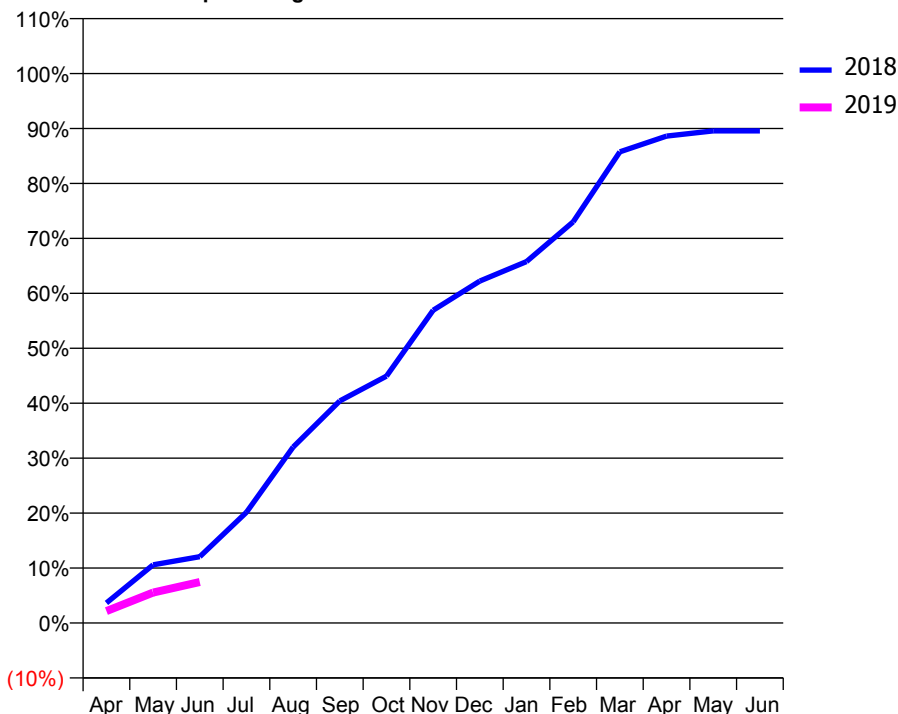
### ACCESS\*

Patients seen in 24 months	Total	Change since previous quarter
Quarter ending June 2017	413	
Quarter ending September 2017	406	↓
Quarter ending December 2017	395	↓
Quarter ending March 2018	376	↓
Quarter ending June 2018	356	↓
<b>Variance since June 2017</b>	<b>(13.8%)</b>	<b>↓</b>



### ACTIVITY

Cumulative percentage of contracted UDA delivered 2018 & 2019



Adjusted Scheduled Activity (UDA)		
Month	2018	2019
April	27	16
May	78	41
June	89	55
July	149	
August	237	
September	299	
October	332	
November	421	
December	461	
January	487	
February	540	
March	635	
April	656	
May	663	
June	663	

### QUALITY

	Quantity	Base Number	Contract	AT	Region	England
% of FP17s for the same patient ID Re-attending within 3 months - Children	3	46	6.5%	9.3%	11.3%	11.5%
% of FP17s for the same patient ID Re-attending within 3 months - Adults	0	9	0.0%	13.1%	14.9%	15.4%
% of FP17s for the same patient ID Re-attending between 3 & 9 months - Children	22	46	47.8%	61.2%	60.0%	58.9%
% of FP17s for the same patient ID Re-attending between 3 & 9 months - Adults	3	9	33.3%	55.8%	52.6%	51.6%
% of FP17s for Band 1 Urgent Courses	1	35	2.9%	6.9%	7.9%	8.9%
% of FP17s Relating to Free Repair or Replacements	0	35	0.0%	0.9%	0.8%	0.8%
% of FP17s Relating to Continuations	1	35	2.9%	1.1%	0.9%	0.9%
% of Patients satisfied with the dentistry they have received	0	0	N/A	93.4%	93.2%	93.2%
% of Patients satisfied with the time they had to wait for an appointment	0	0	N/A	90.7%	89.1%	88.8%

\* This is based on patients treated on this contract for their most recent course of treatment. Figures in italics indicate the base number of FP17s or Patient Questionnaire responses are less than 100. N/A is shown where the base number of responses is less than 10 during the period. % is calculated as Quantity/Base number\*100

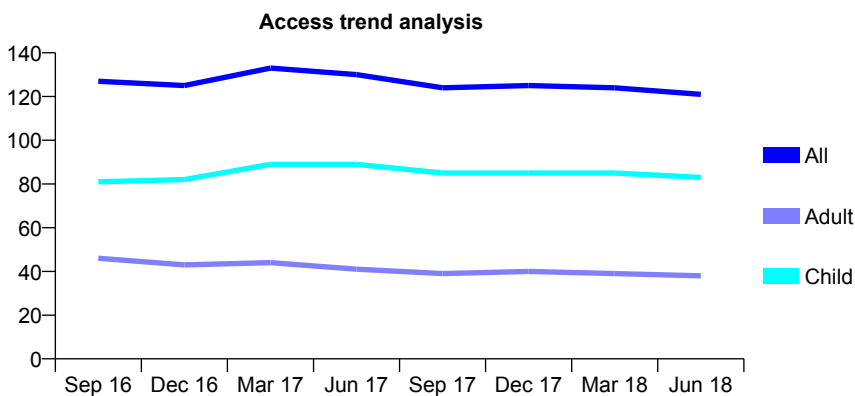
## Q60 - Vital Signs At a Glance Contract Report for 237841/0001 - June 2018

Name or company name	MR NJ HAMMOND
Contract type name	GDS Contract
Purpose of contract	General
Contract start date	01/04/2006
Contract end date	

18/19 Contracted general activity (UDA)	350
Carry forward general activity (UDA)	0
18/19 Contracted orthodontic activity (UOA)	0
Carry forward orthodontic activity (UOA)	0
Baseline contract value	£7,802.86

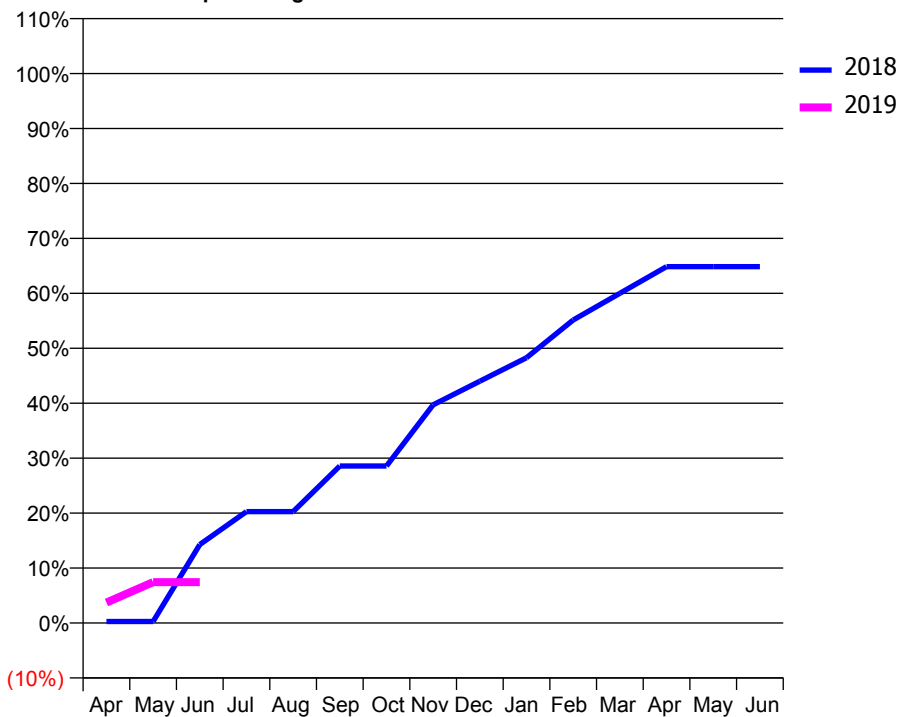
### ACCESS\*

Patients seen in 24 months	Total	Change since previous quarter
Quarter ending June 2017	130	
Quarter ending September 2017	124	↓
Quarter ending December 2017	125	→
Quarter ending March 2018	124	→
Quarter ending June 2018	121	↓
<b>Variance since June 2017</b>	<b>(6.9%)</b>	<b>↓</b>



### ACTIVITY

Cumulative percentage of contracted UDA delivered 2018 & 2019



Month	Adjusted Scheduled Activity (UDA)	
	2018	2019
April	1	13
May	1	26
June	50	26
July	71	
August	71	
September	100	
October	100	
November	139	
December	154	
January	169	
February	193	
March	210	
April	227	
May	227	
June	227	

### QUALITY

	Quantity	Base Number	Contract	AT	Region	England
% of FP17s for the same patient ID Re-attending within 3 months - Children	1	24	4.2%	9.3%	11.3%	11.5%
% of FP17s for the same patient ID Re-attending within 3 months - Adults	1	11	9.1%	13.1%	14.9%	15.4%
% of FP17s for the same patient ID Re-attending between 3 & 9 months - Children	20	24	83.3%	61.2%	60.0%	58.9%
% of FP17s for the same patient ID Re-attending between 3 & 9 months - Adults	9	11	81.8%	55.8%	52.6%	51.6%
% of FP17s for Band 1 Urgent Courses	0	22	0.0%	6.9%	7.9%	8.9%
% of FP17s Relating to Free Repair or Replacements	0	22	0.0%	0.9%	0.8%	0.8%
% of FP17s Relating to Continuations	0	22	0.0%	1.1%	0.9%	0.9%
% of Patients satisfied with the dentistry they have received	0	0	N/A	93.4%	93.2%	93.2%
% of Patients satisfied with the time they had to wait for an appointment	0	0	N/A	90.7%	89.1%	88.8%

\* This is based on patients treated on this contract for their most recent course of treatment. Figures in italics indicate the base number of FP17s or Patient Questionnaire responses are less than 100. N/A is shown where the base number of responses is less than 10 during the period. % is calculated as Quantity/Base number\*100

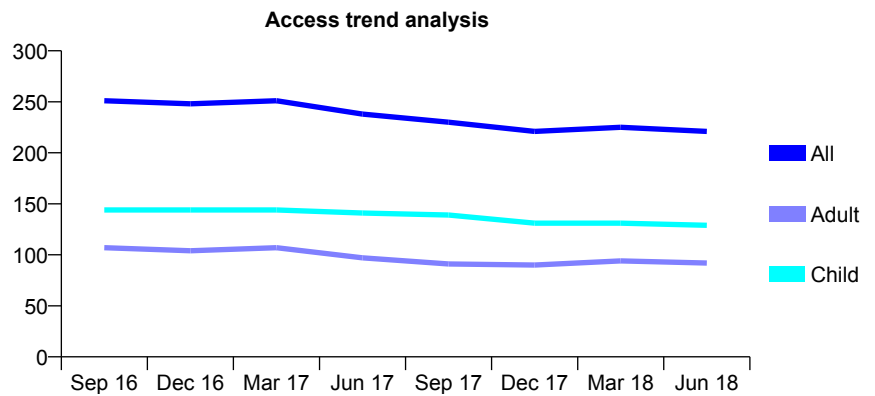
## Q60 - Vital Signs At a Glance Contract Report for 238120/0001 - June 2018

Name or company name	DR AS SADHRA
Contract type name	GDS Contract
Purpose of contract	General and Orthodontic
Contract start date	01/04/2006
Contract end date	

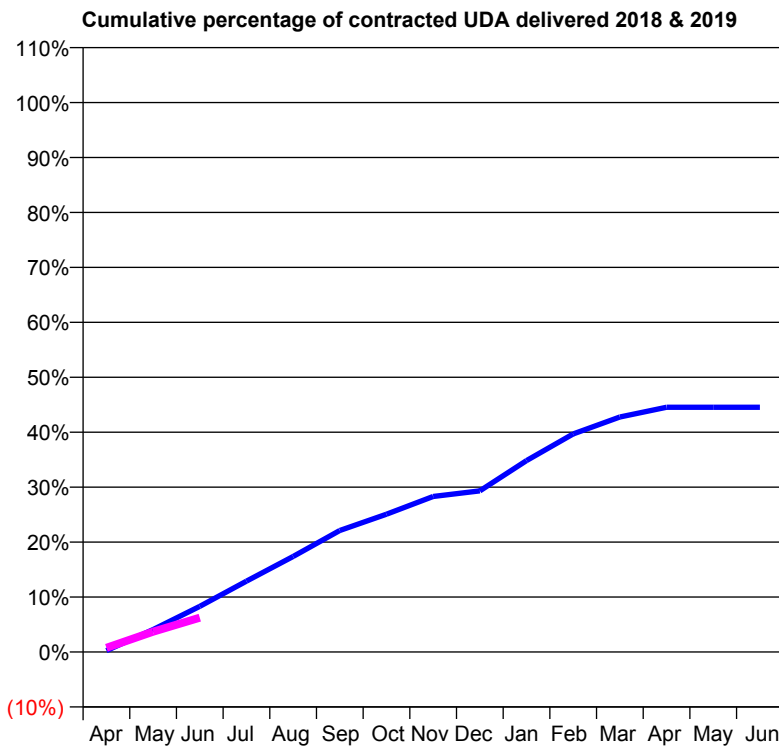
18/19 Contracted general activity (UDA)	783
Carry forward general activity (UDA)	0
18/19 Contracted orthodontic activity (UOA)	378
Carry forward orthodontic activity (UOA)	0
Baseline contract value	£37,118.54

### ACCESS\*

Patients seen in 24 months	Total	Change since previous quarter
Quarter ending June 2017	238	
Quarter ending September 2017	230	↓
Quarter ending December 2017	221	↓
Quarter ending March 2018	225	→
Quarter ending June 2018	221	↓
<b>Variance since June 2017</b>	<b>(7.1%)</b>	<b>↓</b>



### ACTIVITY



Month	Adjusted Scheduled Activity (UDA)	
	2018	2019
April	2	6
May	32	29
June	65	49
July	101	
August	136	
September	173	
October	196	
November	222	
December	230	
January	273	
February	311	
March	335	
April	349	
May	349	
June	349	

### QUALITY

	Quantity	Base Number	Contract	AT	Region	England
% of FP17s for the same patient ID Re-attending within 3 months - Children	0	46	0.0%	9.3%	11.3%	11.5%
% of FP17s for the same patient ID Re-attending within 3 months - Adults	3	17	17.6%	13.1%	14.9%	15.4%
% of FP17s for the same patient ID Re-attending between 3 & 9 months - Children	16	46	34.8%	61.2%	60.0%	58.9%
% of FP17s for the same patient ID Re-attending between 3 & 9 months - Adults	6	17	35.3%	55.8%	52.6%	51.6%
% of FP17s for Band 1 Urgent Courses	0	33	0.0%	6.9%	7.9%	8.9%
% of FP17s Relating to Free Repair or Replacements	0	33	0.0%	0.9%	0.8%	0.8%
% of FP17s Relating to Continuations	0	33	0.0%	1.1%	0.9%	0.9%
% of Patients satisfied with the dentistry they have received	1	1	N/A	93.4%	93.2%	93.2%
% of Patients satisfied with the time they had to wait for an appointment	1	1	N/A	90.7%	89.1%	88.8%

\* This is based on patients treated on this contract for their most recent course of treatment. Figures in italics indicate the base number of FP17s or Patient Questionnaire responses are less than 100. N/A is shown where the base number of responses is less than 10 during the period. % is calculated as Quantity/Base number\*100

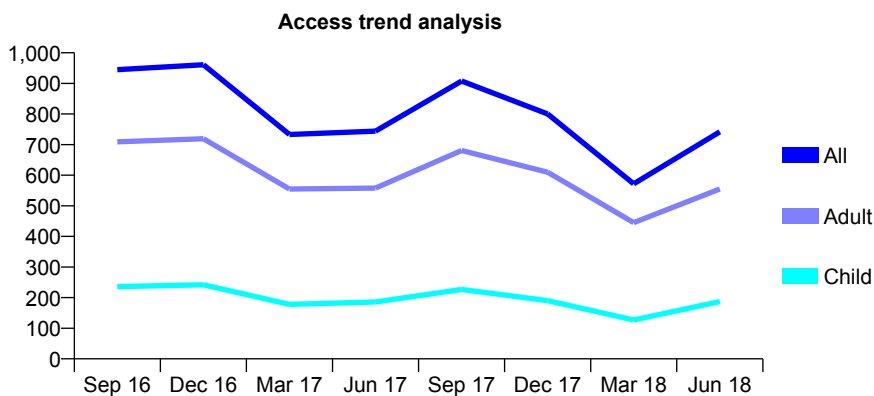
## Q60 - Vital Signs At a Glance Contract Report for 245429/0001 - June 2018

Name or company name	MISS SC DUNCAN
Contract type name	GDS Contract
Purpose of contract	General
Contract start date	01/11/2007
Contract end date	

18/19 Contracted general activity (UDA)	2,250
Carry forward general activity (UDA)	0
18/19 Contracted orthodontic activity (UOA)	0
Carry forward orthodontic activity (UOA)	0
Baseline contract value	£58,449.31

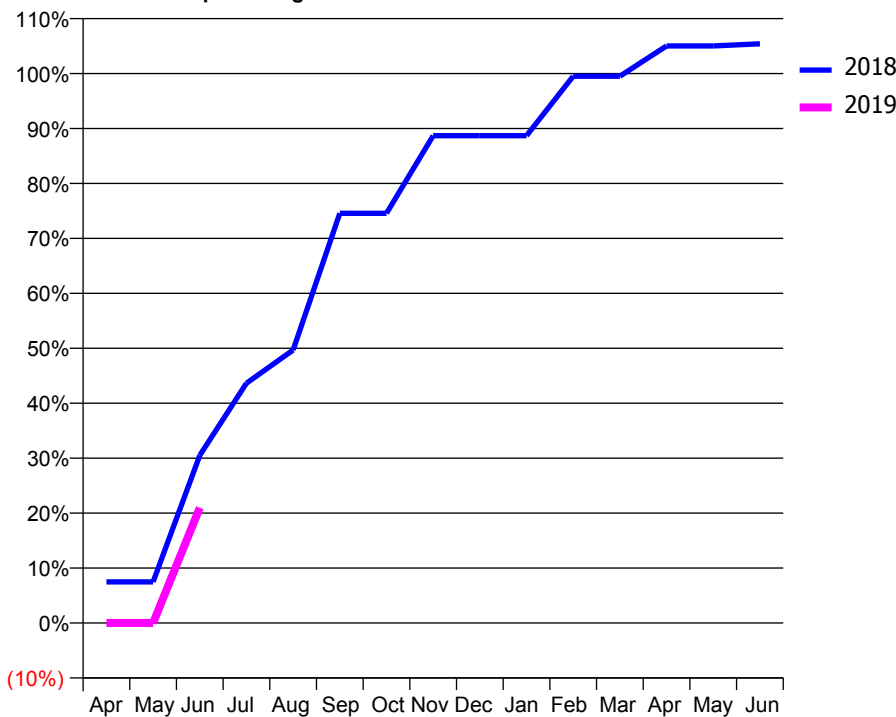
### ACCESS\*

Patients seen in 24 months	Total	Change since previous quarter
Quarter ending June 2017	744	
Quarter ending September 2017	908	↑
Quarter ending December 2017	800	↓
Quarter ending March 2018	572	↓
Quarter ending June 2018	742	↑
<b>Variance since June 2017</b>	<b>(0.3%)</b>	→



### ACTIVITY

Cumulative percentage of contracted UDA delivered 2018 & 2019



Adjusted Scheduled Activity (UDA)

Month	2018	2019
April	131	0
May	131	0
June	534	472
July	764	
August	869	
September	1,305	
October	1,305	
November	1,552	
December	1,552	
January	1,552	
February	1,741	
March	1,741	
April	1,838	
May	1,838	
June	1,845	

### QUALITY

	Quantity	Base Number	Contract	AT	Region	England
% of FP17s for the same patient ID Re-attending within 3 months - Children	2	109	1.8%	9.3%	11.3%	11.5%
% of FP17s for the same patient ID Re-attending within 3 months - Adults	24	277	8.7%	13.1%	14.9%	15.4%
% of FP17s for the same patient ID Re-attending between 3 & 9 months - Children	32	109	29.4%	61.2%	60.0%	58.9%
% of FP17s for the same patient ID Re-attending between 3 & 9 months - Adults	84	277	30.3%	55.8%	52.6%	51.6%
% of FP17s for Band 1 Urgent Courses	35	311	11.3%	6.9%	7.9%	8.9%
% of FP17s Relating to Free Repair or Replacements	0	311	0.0%	0.9%	0.8%	0.8%
% of FP17s Relating to Continuations	0	311	0.0%	1.1%	0.9%	0.9%
% of Patients satisfied with the dentistry they have received	0	0	N/A	93.4%	93.2%	93.2%
% of Patients satisfied with the time they had to wait for an appointment	0	0	N/A	90.7%	89.1%	88.8%

\* This is based on patients treated on this contract for their most recent course of treatment. Figures in italics indicate the base number of FP17s or Patient Questionnaire responses are less than 100. N/A is shown where the base number of responses is less than 10 during the period. % is calculated as Quantity/Base number\*100

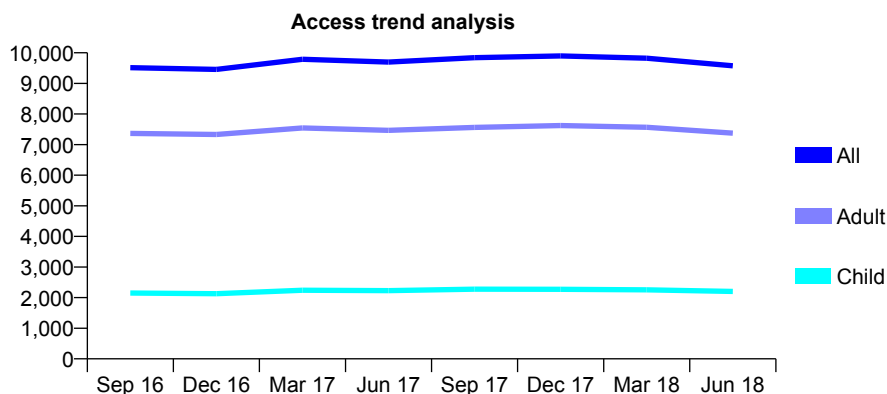
## Q60 - Vital Signs At a Glance Contract Report for 249726/0001 - June 2018

Name or company name	MR AA DUGGAL
Contract type name	GDS Contract
Purpose of contract	General
Contract start date	01/04/2006
Contract end date	

18/19 Contracted general activity (UDA)	27,030
Carry forward general activity (UDA)	0
18/19 Contracted orthodontic activity (UOA)	0
Carry forward orthodontic activity (UOA)	0
Baseline contract value	£732,012.03

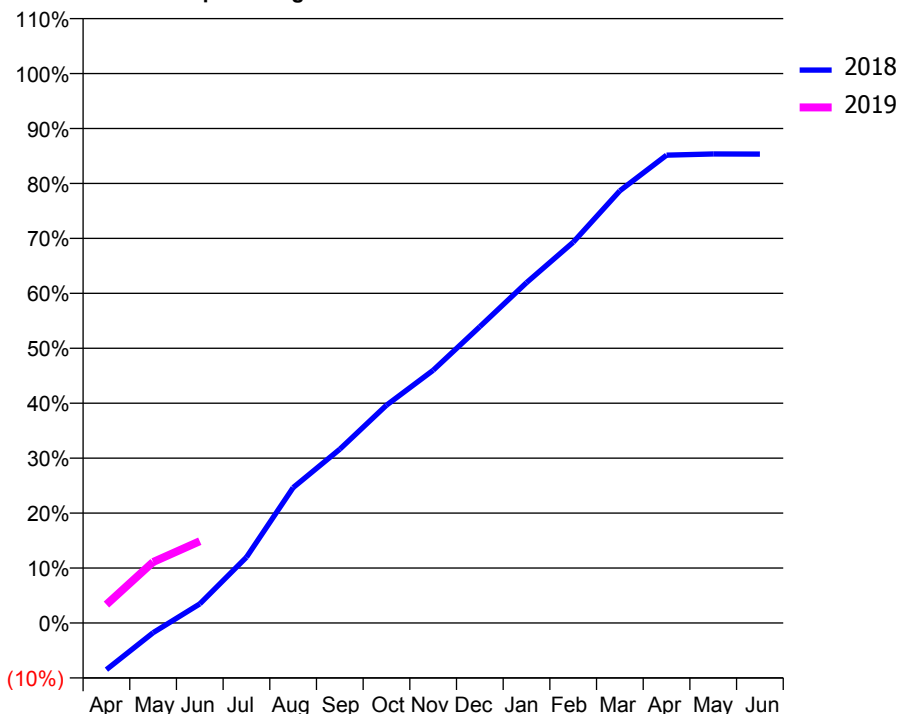
### ACCESS\*

Patients seen in 24 months	Total	Change since previous quarter
Quarter ending June 2017	9,695	
Quarter ending September 2017	9,841	→
Quarter ending December 2017	9,897	→
Quarter ending March 2018	9,824	→
Quarter ending June 2018	9,577	↓
<b>Variance since June 2017</b>	<b>(1.2%)</b>	<b>↓</b>



### ACTIVITY

Cumulative percentage of contracted UDA delivered 2018 & 2019



Month	Adjusted Scheduled Activity (UDA)	
	2018	2019
April	-2,300	911
May	-484	3,004
June	939	4,025
July	3,239	
August	6,659	
September	8,552	
October	10,718	
November	12,431	
December	14,579	
January	16,741	
February	18,728	
March	21,262	
April	23,011	
May	23,070	
June	23,069	

### QUALITY

	Quantity	Base Number	Contract	AT	Region	England
% of FP17s for the same patient ID Re-attending within 3 months - Children	32	623	5.1%	9.3%	11.3%	11.5%
% of FP17s for the same patient ID Re-attending within 3 months - Adults	257	2,258	11.4%	13.1%	14.9%	15.4%
% of FP17s for the same patient ID Re-attending between 3 & 9 months - Children	413	623	66.3%	61.2%	60.0%	58.9%
% of FP17s for the same patient ID Re-attending between 3 & 9 months - Adults	1,433	2,258	63.5%	55.8%	52.6%	51.6%
% of FP17s for Band 1 Urgent Courses	118	2,008	5.9%	6.9%	7.9%	8.9%
% of FP17s Relating to Free Repair or Replacements	27	2,008	1.3%	0.9%	0.8%	0.8%
% of FP17s Relating to Continuations	32	2,008	1.6%	1.1%	0.9%	0.9%
% of Patients satisfied with the dentistry they have received	16	17	94.1%	93.4%	93.2%	93.2%
% of Patients satisfied with the time they had to wait for an appointment	17	17	100.0%	90.7%	89.1%	88.8%

\* This is based on patients treated on this contract for their most recent course of treatment. Figures in italics indicate the base number of FP17s or Patient Questionnaire responses are less than 100. N/A is shown where the base number of responses is less than 10 during the period. % is calculated as Quantity/Base number\*100



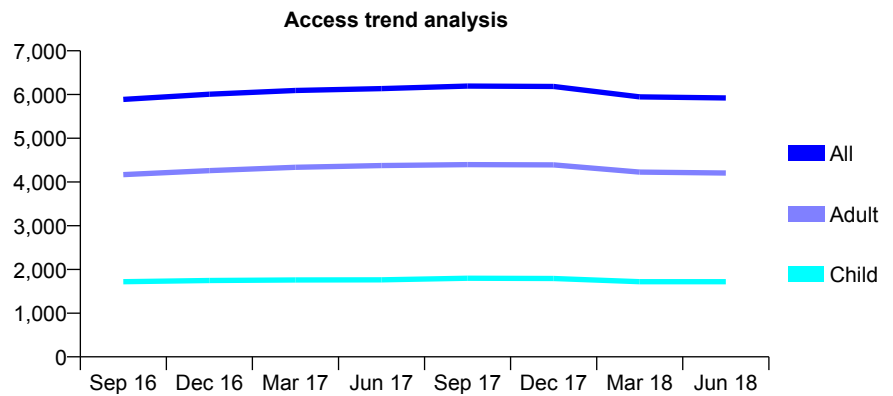
## Q60 - Vital Signs At a Glance Contract Report for 257907/0001 - June 2018

Name or company name	MR CC CHUNG
Contract type name	GDS Contract
Purpose of contract	General
Contract start date	01/04/2006
Contract end date	

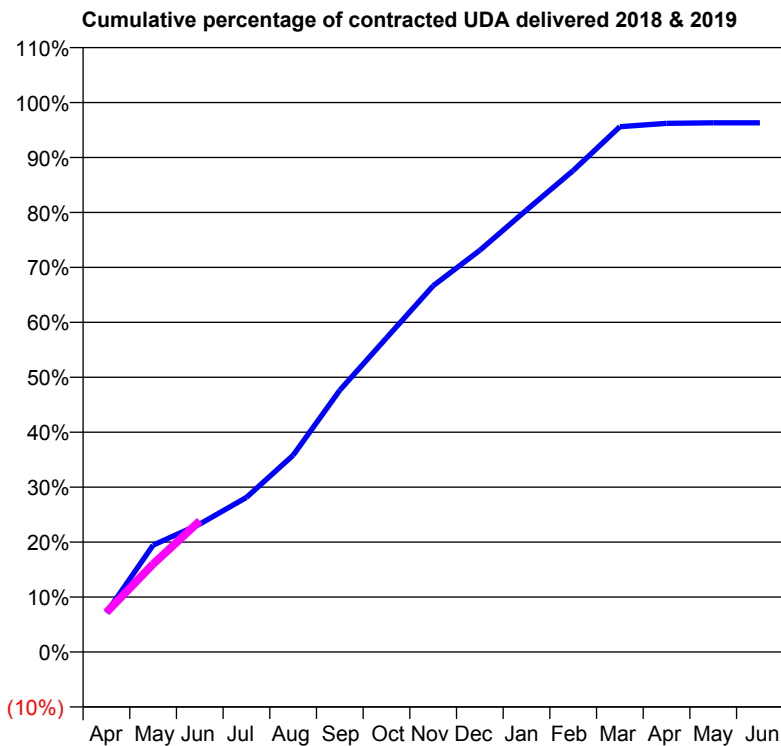
18/19 Contracted general activity (UDA)	18,443
Carry forward general activity (UDA)	0
18/19 Contracted orthodontic activity (UOA)	0
Carry forward orthodontic activity (UOA)	0
Baseline contract value	£504,254.47

### ACCESS\*

Patients seen in 24 months	Total	Change since previous quarter
Quarter ending June 2017	6,135	
Quarter ending September 2017	6,194	→
Quarter ending December 2017	6,183	→
Quarter ending March 2018	5,947	↓
Quarter ending June 2018	5,923	→
<b>Variance since June 2017</b>	<b>(3.5%)</b>	<b>↓</b>



### ACTIVITY



Adjusted Scheduled Activity (UDA)		
Month	2018	2019
April	1,320	1,329
May	3,588	2,954
June	4,292	4,403
July	5,191	
August	6,604	
September	8,786	
October	10,544	
November	12,291	
December	13,480	
January	14,834	
February	16,157	
March	17,630	
April	17,743	
May	17,759	
June	17,759	

### QUALITY

	Quantity	Base Number	Contract	AT	Region	England
% of FP17s for the same patient ID Re-attending within 3 months - Children	45	764	5.9%	9.3%	11.3%	11.5%
% of FP17s for the same patient ID Re-attending within 3 months - Adults	149	1,743	8.5%	13.1%	14.9%	15.4%
% of FP17s for the same patient ID Re-attending between 3 & 9 months - Children	578	764	75.7%	61.2%	60.0%	58.9%
% of FP17s for the same patient ID Re-attending between 3 & 9 months - Adults	1,304	1,743	74.8%	55.8%	52.6%	51.6%
% of FP17s for Band 1 Urgent Courses	94	2,439	3.9%	6.9%	7.9%	8.9%
% of FP17s Relating to Free Repair or Replacements	35	2,439	1.4%	0.9%	0.8%	0.8%
% of FP17s Relating to Continuations	8	2,439	0.3%	1.1%	0.9%	0.9%
% of Patients satisfied with the dentistry they have received	8	8	N/A	93.4%	93.2%	93.2%
% of Patients satisfied with the time they had to wait for an appointment	8	8	N/A	90.7%	89.1%	88.8%

\* This is based on patients treated on this contract for their most recent course of treatment. Figures in italics indicate the base number of FP17s or Patient Questionnaire responses are less than 100. N/A is shown where the base number of responses is less than 10 during the period. % is calculated as Quantity/Base number\*100

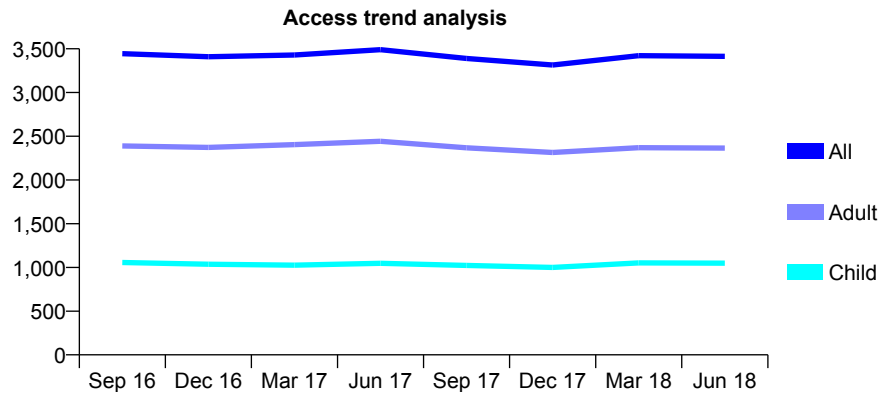
## Q60 - Vital Signs At a Glance Contract Report for 270016/0001 - June 2018

Name or company name	MISS S KHAN
Contract type name	GDS Contract
Purpose of contract	General
Contract start date	01/01/2013
Contract end date	

18/19 Contracted general activity (UDA)	11,407
Carry forward general activity (UDA)	0
18/19 Contracted orthodontic activity (UOA)	0
Carry forward orthodontic activity (UOA)	0
Baseline contract value	£309,316.57

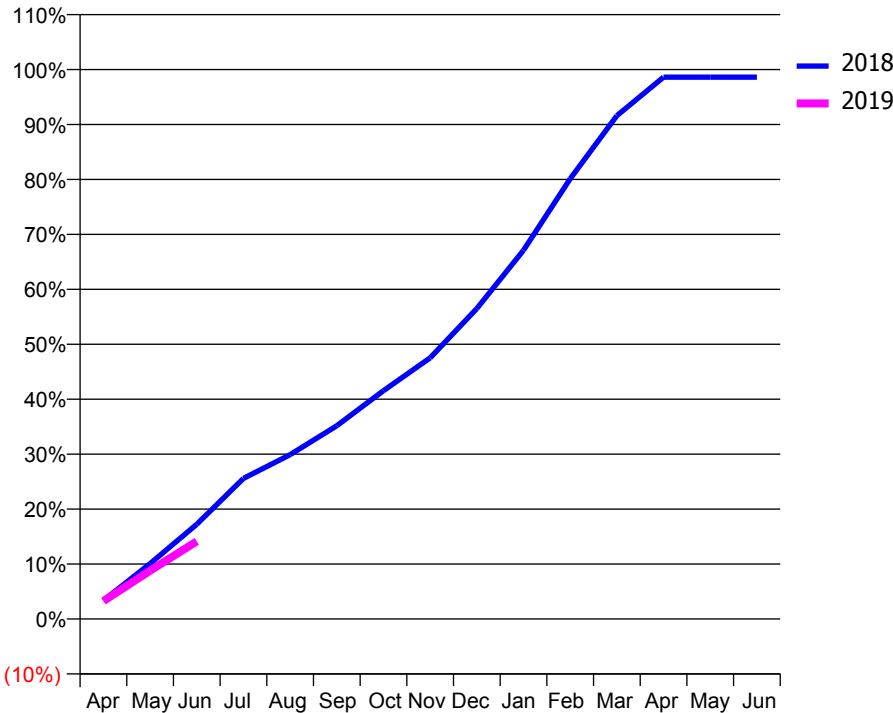
### ACCESS\*

Patients seen in 24 months	Total	Change since previous quarter
Quarter ending June 2017	3,490	
Quarter ending September 2017	3,389	↓
Quarter ending December 2017	3,314	↓
Quarter ending March 2018	3,421	↑
Quarter ending June 2018	3,414	→
<b>Variance since June 2017</b>	<b>(2.2%)</b>	<b>↓</b>



### ACTIVITY

Cumulative percentage of contracted UDA delivered 2018 & 2019



Month	Adjusted Scheduled Activity (UDA)	
	2018	2019
April	385	372
May	1,151	1,003
June	1,967	1,612
July	2,919	
August	3,412	
September	4,013	
October	4,739	
November	5,421	
December	6,446	
January	7,656	
February	9,140	
March	10,448	
April	11,249	
May	11,249	
June	11,248	

### QUALITY

	Quantity	Base Number	Contract	AT	Region	England
% of FP17s for the same patient ID Re-attending within 3 months - Children	18	285	6.3%	9.3%	11.3%	11.5%
% of FP17s for the same patient ID Re-attending within 3 months - Adults	103	693	14.9%	13.1%	14.9%	15.4%
% of FP17s for the same patient ID Re-attending between 3 & 9 months - Children	143	285	50.2%	61.2%	60.0%	58.9%
% of FP17s for the same patient ID Re-attending between 3 & 9 months - Adults	324	693	46.8%	55.8%	52.6%	51.6%
% of FP17s for Band 1 Urgent Courses	61	775	7.9%	6.9%	7.9%	8.9%
% of FP17s Relating to Free Repair or Replacements	9	775	1.2%	0.9%	0.8%	0.8%
% of FP17s Relating to Continuations	4	775	0.5%	1.1%	0.9%	0.9%
% of Patients satisfied with the dentistry they have received	6	6	N/A	93.4%	93.2%	93.2%
% of Patients satisfied with the time they had to wait for an appointment	4	6	N/A	90.7%	89.1%	88.8%

\* This is based on patients treated on this contract for their most recent course of treatment. Figures in italics indicate the base number of FP17s or Patient Questionnaire responses are less than 100. N/A is shown where the base number of responses is less than 10 during the period. % is calculated as Quantity/Base number\*100

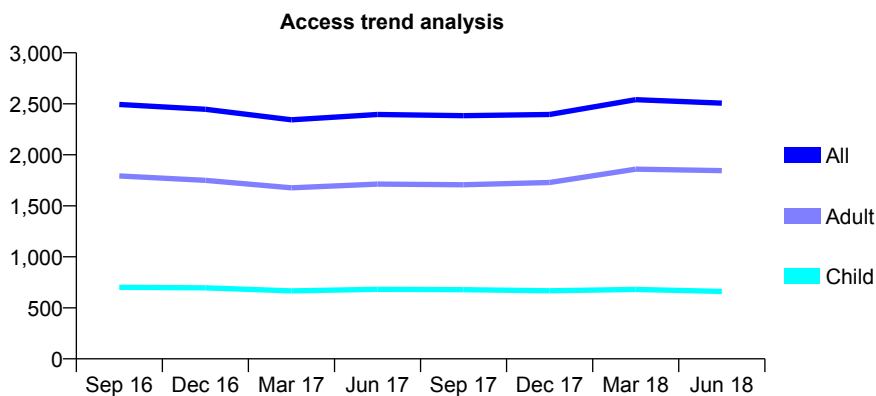
## Q60 - Vital Signs At a Glance Contract Report for 274011/0003 - June 2018

Name or company name	MR JW WILLIS
Contract type name	GDS Contract
Purpose of contract	General
Contract start date	01/05/2008
Contract end date	

18/19 Contracted general activity (UDA)	10,500
Carry forward general activity (UDA)	0
18/19 Contracted orthodontic activity (UOA)	0
Carry forward orthodontic activity (UOA)	0
Baseline contract value	£299,205.96

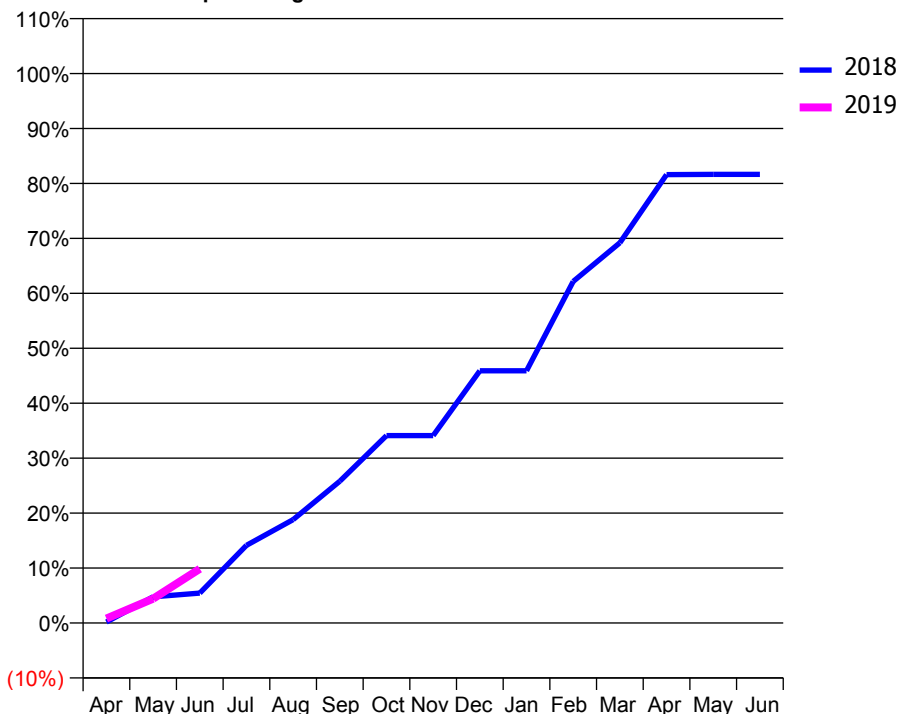
### ACCESS\*

Patients seen in 24 months	Total	Change since previous quarter
Quarter ending June 2017	2,395	
Quarter ending September 2017	2,384	→
Quarter ending December 2017	2,396	→
Quarter ending March 2018	2,540	↑
Quarter ending June 2018	2,506	↓
<b>Variance since June 2017</b>	<b>4.6%</b>	<b>↑</b>



### ACTIVITY

Cumulative percentage of contracted UDA delivered 2018 & 2019



Month	Adjusted Scheduled Activity (UDA)	
	2018	2019
April	20	85
May	500	466
June	572	1,036
July	1,483	
August	1,977	
September	2,710	
October	3,580	
November	3,580	
December	4,820	
January	4,820	
February	6,528	
March	7,265	
April	8,568	
May	8,572	
June	8,573	

### QUALITY

	Quantity	Base Number	Contract	AT	Region	England
% of FP17s for the same patient ID Re-attending within 3 months - Children	37	277	13.4%	9.3%	11.3%	11.5%
% of FP17s for the same patient ID Re-attending within 3 months - Adults	173	699	24.7%	13.1%	14.9%	15.4%
% of FP17s for the same patient ID Re-attending between 3 & 9 months - Children	159	277	57.4%	61.2%	60.0%	58.9%
% of FP17s for the same patient ID Re-attending between 3 & 9 months - Adults	323	699	46.2%	55.8%	52.6%	51.6%
% of FP17s for Band 1 Urgent Courses	64	590	10.8%	6.9%	7.9%	8.9%
% of FP17s Relating to Free Repair or Replacements	12	590	2.0%	0.9%	0.8%	0.8%
% of FP17s Relating to Continuations	5	590	0.8%	1.1%	0.9%	0.9%
% of Patients satisfied with the dentistry they have received	4	5	N/A	93.4%	93.2%	93.2%
% of Patients satisfied with the time they had to wait for an appointment	5	5	N/A	90.7%	89.1%	88.8%

\* This is based on patients treated on this contract for their most recent course of treatment. Figures in italics indicate the base number of FP17s or Patient Questionnaire responses are less than 100. N/A is shown where the base number of responses is less than 10 during the period. % is calculated as Quantity/Base number\*100

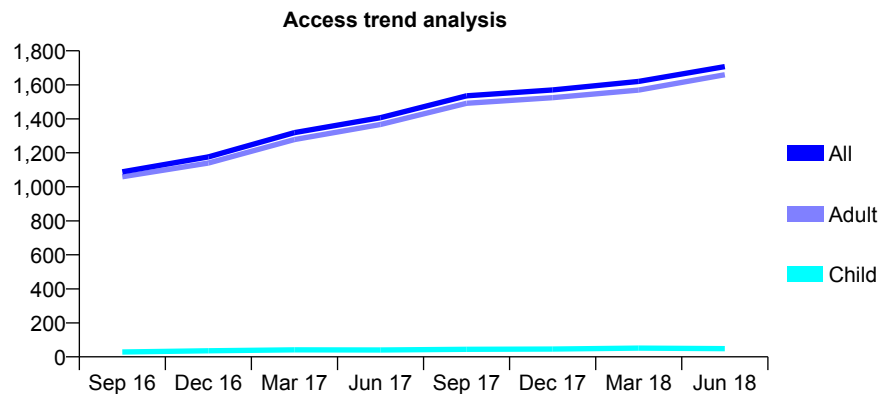
## Q60 - Vital Signs At a Glance Contract Report for 274798/0003 - June 2018

Name or company name	MRS R SREENIVASAN
Contract type name	PDS Contract
Purpose of contract	General
Contract start date	01/07/2015
Contract end date	31/03/2020

18/19 Contracted general activity (UDA)	3,600
Carry forward general activity (UDA)	0
18/19 Contracted orthodontic activity (UOA)	0
Carry forward orthodontic activity (UOA)	0
Baseline contract value	£146,768.52

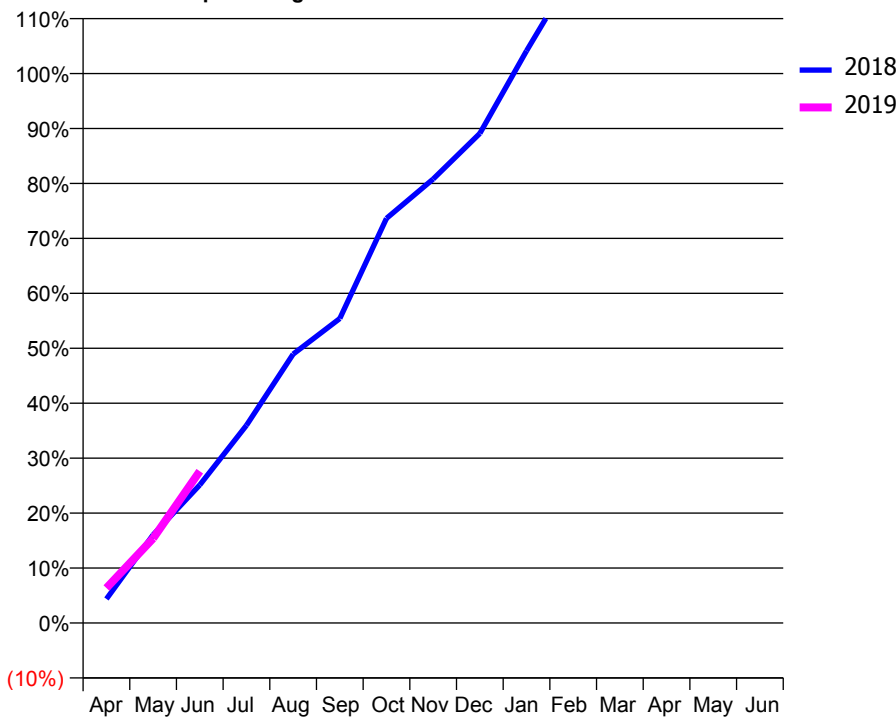
### ACCESS\*

Patients seen in 24 months	Total	Change since previous quarter
Quarter ending June 2017	1,407	
Quarter ending September 2017	1,535	↑
Quarter ending December 2017	1,570	↑
Quarter ending March 2018	1,620	↑
Quarter ending June 2018	1,707	↑
<b>Variance since June 2017</b>	<b>21.3%</b>	<b>↑</b>



### ACTIVITY

Cumulative percentage of contracted UDA delivered 2018 & 2019



Adjusted Scheduled Activity (UDA)		
Month	2018	2019
April	158	229
May	578	554
June	905	995
July	1,295	
August	1,762	
September	1,995	
October	2,651	
November	2,909	
December	3,208	
January	3,748	
February	4,257	
March	4,674	
April	4,873	
May	4,873	
June	4,873	

### QUALITY

	Quantity	Base Number	Contract	AT	Region	England
% of FP17s for the same patient ID Re-attending within 3 months - Children	0	15	0.0%	9.3%	11.3%	11.5%
% of FP17s for the same patient ID Re-attending within 3 months - Adults	7	415	1.7%	13.1%	14.9%	15.4%
% of FP17s for the same patient ID Re-attending between 3 & 9 months - Children	0	15	0.0%	61.2%	60.0%	58.9%
% of FP17s for the same patient ID Re-attending between 3 & 9 months - Adults	3	415	0.7%	55.8%	52.6%	51.6%
% of FP17s for Band 1 Urgent Courses	0	359	0.0%	6.9%	7.9%	8.9%
% of FP17s Relating to Free Repair or Replacements	0	359	0.0%	0.9%	0.8%	0.8%
% of FP17s Relating to Continuations	0	359	0.0%	1.1%	0.9%	0.9%
% of Patients satisfied with the dentistry they have received	4	5	N/A	93.4%	93.2%	93.2%
% of Patients satisfied with the time they had to wait for an appointment	3	5	N/A	90.7%	89.1%	88.8%

\* This is based on patients treated on this contract for their most recent course of treatment. Figures in italics indicate the base number of FP17s or Patient Questionnaire responses are less than 100. N/A is shown where the base number of responses is less than 10 during the period. % is calculated as Quantity/Base number\*100

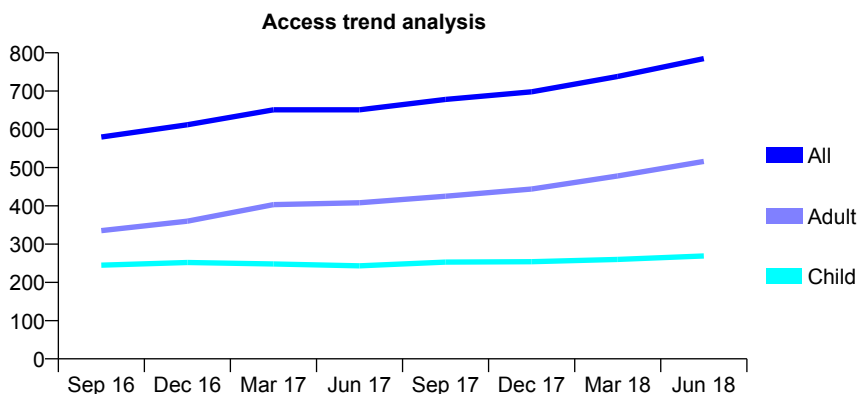
## Q60 - Vital Signs At a Glance Contract Report for 287822/0001 - June 2018

Name or company name	COURTYARD DENTAL PRACTICE
Contract type name	GDS Contract
Purpose of contract	General
Contract start date	16/08/2013
Contract end date	

18/19 Contracted general activity (UDA)	2,700
Carry forward general activity (UDA)	0
18/19 Contracted orthodontic activity (UOA)	0
Carry forward orthodontic activity (UOA)	0
Baseline contract value	£53,575.09

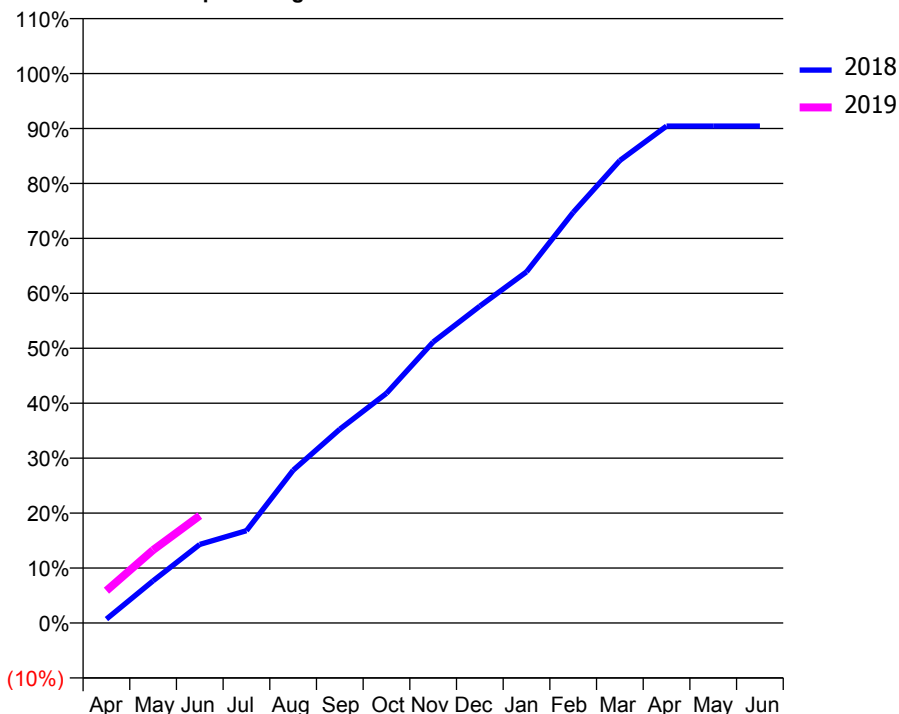
### ACCESS\*

Patients seen in 24 months	Total	Change since previous quarter
Quarter ending June 2017	651	
Quarter ending September 2017	678	↑
Quarter ending December 2017	698	↑
Quarter ending March 2018	738	↑
Quarter ending June 2018	785	↑
<b>Variance since June 2017</b>	<b>20.6%</b>	<b>↑</b>



### ACTIVITY

Cumulative percentage of contracted UDA delivered 2018 & 2019



Adjusted Scheduled Activity (UDA)

Month	2018	2019
April	19	159
May	207	359
June	386	528
July	454	
August	751	
September	952	
October	1,128	
November	1,381	
December	1,557	
January	1,725	
February	2,017	
March	2,272	
April	2,441	
May	2,441	
June	2,441	

### QUALITY

	Quantity	Base Number	Contract	AT	Region	England
% of FP17s for the same patient ID Re-attending within 3 months - Children	5	104	4.8%	9.3%	11.3%	11.5%
% of FP17s for the same patient ID Re-attending within 3 months - Adults	26	186	14.0%	13.1%	14.9%	15.4%
% of FP17s for the same patient ID Re-attending between 3 & 9 months - Children	57	104	54.8%	61.2%	60.0%	58.9%
% of FP17s for the same patient ID Re-attending between 3 & 9 months - Adults	92	186	49.5%	55.8%	52.6%	51.6%
% of FP17s for Band 1 Urgent Courses	3	238	1.3%	6.9%	7.9%	8.9%
% of FP17s Relating to Free Repair or Replacements	0	238	0.0%	0.9%	0.8%	0.8%
% of FP17s Relating to Continuations	6	238	2.5%	1.1%	0.9%	0.9%
% of Patients satisfied with the dentistry they have received	1	1	N/A	93.4%	93.2%	93.2%
% of Patients satisfied with the time they had to wait for an appointment	1	1	N/A	90.7%	89.1%	88.8%

\* This is based on patients treated on this contract for their most recent course of treatment. Figures in italics indicate the base number of FP17s or Patient Questionnaire responses are less than 100. N/A is shown where the base number of responses is less than 10 during the period. % is calculated as Quantity/Base number\*100

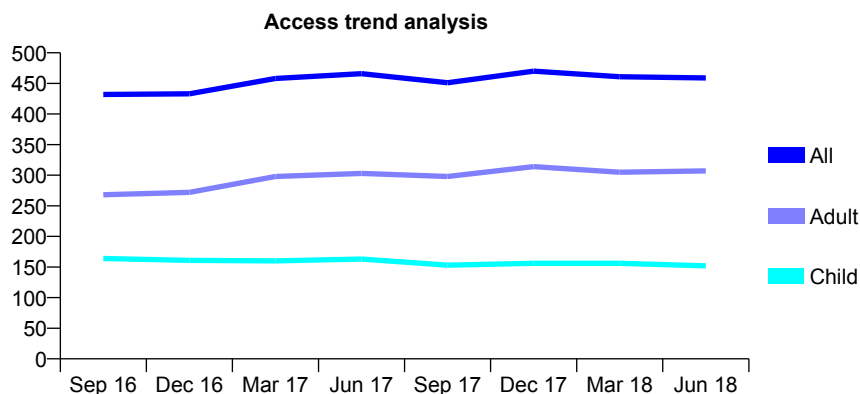
## Q60 - Vital Signs At a Glance Contract Report for 303496/0002 - June 2018

Name or company name	MR AR FEE
Contract type name	GDS Contract
Purpose of contract	General and Orthodontic
Contract start date	13/09/2010
Contract end date	

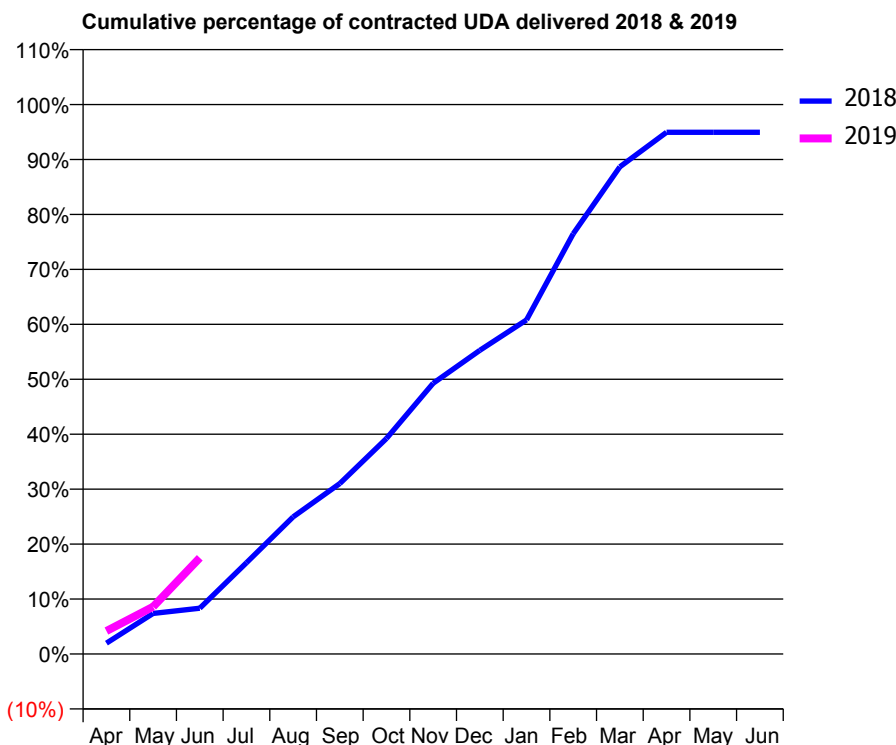
18/19 Contracted general activity (UDA)	1,774
Carry forward general activity (UDA)	0
18/19 Contracted orthodontic activity (UOA)	208
Carry forward orthodontic activity (UOA)	0
Baseline contract value	£60,661.20

### ACCESS\*

Patients seen in 24 months	Total	Change since previous quarter
Quarter ending June 2017	466	
Quarter ending September 2017	451	↓
Quarter ending December 2017	470	↑
Quarter ending March 2018	461	↓
Quarter ending June 2018	459	→
<b>Variance since June 2017</b>	<b>(1.5%)</b>	<b>↓</b>



### ACTIVITY



Month	Adjusted Scheduled Activity (UDA)	
	2018	2019
April	35	74
May	131	153
June	148	311
July	295	
August	443	
September	551	
October	696	
November	874	
December	980	
January	1,079	
February	1,357	
March	1,573	
April	1,684	
May	1,684	
June	1,684	

### QUALITY

	Quantity	Base Number	Contract	AT	Region	England
% of FP17s for the same patient ID Re-attending within 3 months - Children	8	101	7.9%	9.3%	11.3%	11.5%
% of FP17s for the same patient ID Re-attending within 3 months - Adults	14	98	14.3%	13.1%	14.9%	15.4%
% of FP17s for the same patient ID Re-attending between 3 & 9 months - Children	85	101	84.2%	61.2%	60.0%	58.9%
% of FP17s for the same patient ID Re-attending between 3 & 9 months - Adults	64	98	65.3%	55.8%	52.6%	51.6%
% of FP17s for Band 1 Urgent Courses	8	143	5.6%	6.9%	7.9%	8.9%
% of FP17s Relating to Free Repair or Replacements	0	143	0.0%	0.9%	0.8%	0.8%
% of FP17s Relating to Continuations	3	143	2.1%	1.1%	0.9%	0.9%
% of Patients satisfied with the dentistry they have received	2	2	N/A	93.4%	93.2%	93.2%
% of Patients satisfied with the time they had to wait for an appointment	2	2	N/A	90.7%	89.1%	88.8%

\* This is based on patients treated on this contract for their most recent course of treatment. Figures in italics indicate the base number of FP17s or Patient Questionnaire responses are less than 100. N/A is shown where the base number of responses is less than 10 during the period. % is calculated as Quantity/Base number\*100

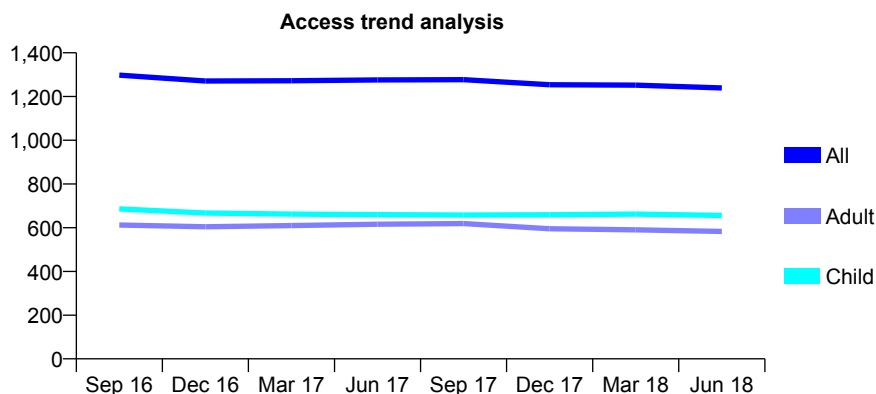
## Q60 - Vital Signs At a Glance Contract Report for 305006/0001 - June 2018

Name or company name	MR TM PARSONS
Contract type name	GDS Contract
Purpose of contract	General
Contract start date	01/04/2006
Contract end date	

18/19 Contracted general activity (UDA)	2,977
Carry forward general activity (UDA)	0
18/19 Contracted orthodontic activity (UOA)	0
Carry forward orthodontic activity (UOA)	0
Baseline contract value	£75,691.50

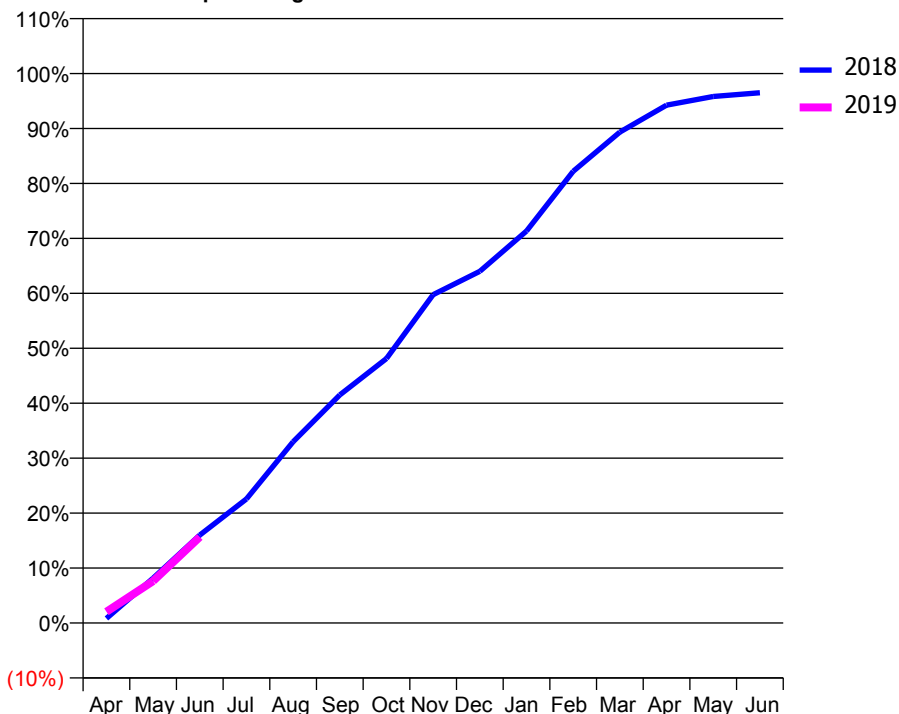
### ACCESS\*

Patients seen in 24 months	Total	Change since previous quarter
Quarter ending June 2017	1,276	
Quarter ending September 2017	1,277	→
Quarter ending December 2017	1,254	↓
Quarter ending March 2018	1,252	→
Quarter ending June 2018	1,239	↓
<b>Variance since June 2017</b>	<b>(2.9%)</b>	<b>↓</b>



### ACTIVITY

Cumulative percentage of contracted UDA delivered 2018 & 2019



Adjusted Scheduled Activity (UDA)		
Month	2018	2019
April	25	61
May	243	227
June	476	467
July	672	
August	982	
September	1,236	
October	1,433	
November	1,779	
December	1,905	
January	2,123	
February	2,447	
March	2,660	
April	2,805	
May	2,853	
June	2,873	

### QUALITY

	Quantity	Base Number	Contract	AT	Region	England
% of FP17s for the same patient ID Re-attending within 3 months - Children	13	249	5.2%	9.3%	11.3%	11.5%
% of FP17s for the same patient ID Re-attending within 3 months - Adults	21	158	13.3%	13.1%	14.9%	15.4%
% of FP17s for the same patient ID Re-attending between 3 & 9 months - Children	152	249	61.0%	61.2%	60.0%	58.9%
% of FP17s for the same patient ID Re-attending between 3 & 9 months - Adults	98	158	62.0%	55.8%	52.6%	51.6%
% of FP17s for Band 1 Urgent Courses	18	279	6.5%	6.9%	7.9%	8.9%
% of FP17s Relating to Free Repair or Replacements	0	279	0.0%	0.9%	0.8%	0.8%
% of FP17s Relating to Continuations	0	279	0.0%	1.1%	0.9%	0.9%
% of Patients satisfied with the dentistry they have received	1	1	N/A	93.4%	93.2%	93.2%
% of Patients satisfied with the time they had to wait for an appointment	1	1	N/A	90.7%	89.1%	88.8%

\* This is based on patients treated on this contract for their most recent course of treatment. Figures in italics indicate the base number of FP17s or Patient Questionnaire responses are less than 100. N/A is shown where the base number of responses is less than 10 during the period. % is calculated as Quantity/Base number\*100

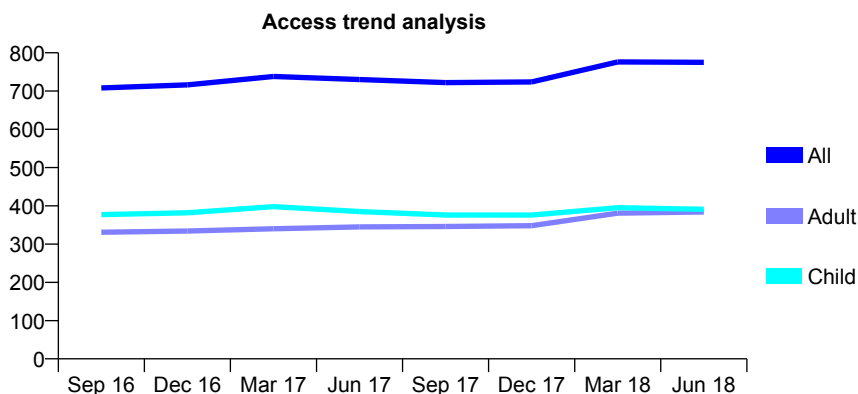
## Q60 - Vital Signs At a Glance Contract Report for 319163/0001 - June 2018

Name or company name	MRS UF PENCAVEL
Contract type name	GDS Contract
Purpose of contract	General and Orthodontic
Contract start date	01/04/2006
Contract end date	

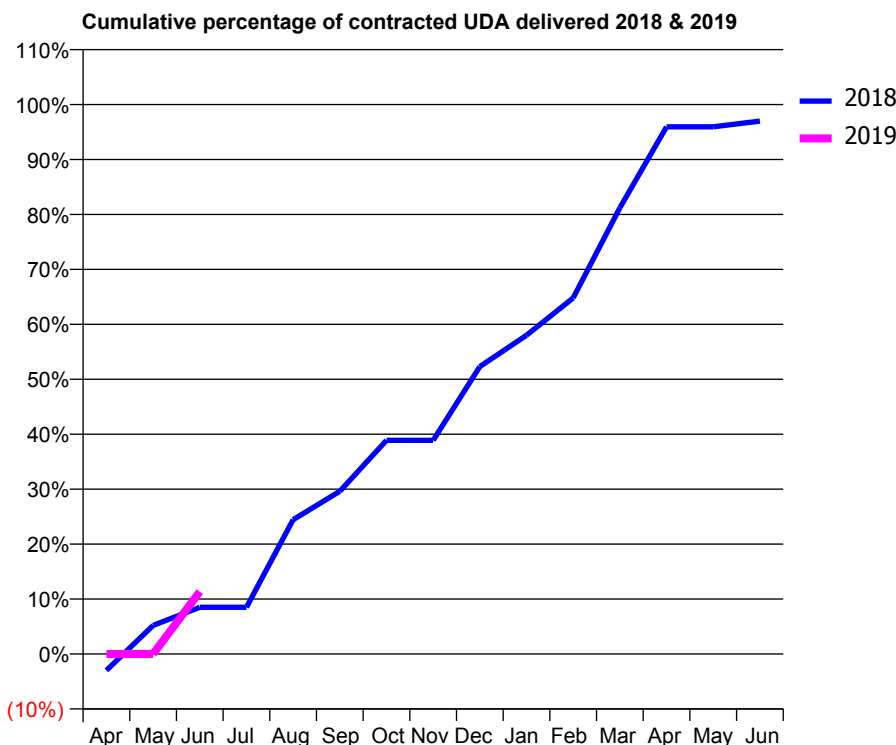
18/19 Contracted general activity (UDA)	2,276
Carry forward general activity (UDA)	0
18/19 Contracted orthodontic activity (UOA)	84
Carry forward orthodontic activity (UOA)	0
Baseline contract value	£62,595.23

### ACCESS\*

Patients seen in 24 months	Total	Change since previous quarter
Quarter ending June 2017	730	
Quarter ending September 2017	722	↓
Quarter ending December 2017	724	→
Quarter ending March 2018	776	↑
Quarter ending June 2018	775	→
<b>Variance since June 2017</b>	<b>6.2%</b>	<b>↑</b>



### ACTIVITY



Adjusted Scheduled Activity (UDA)		
Month	2018	2019
April	-68	0
May	118	0
June	194	258
July	194	
August	556	
September	674	
October	885	
November	885	
December	1,190	
January	1,320	
February	1,475	
March	1,848	
April	2,183	
May	2,183	
June	2,207	

### QUALITY

	Quantity	Base Number	Contract	AT	Region	England
% of FP17s for the same patient ID Re-attending within 3 months - Children	24	175	13.7%	9.3%	11.3%	11.5%
% of FP17s for the same patient ID Re-attending within 3 months - Adults	20	125	16.0%	13.1%	14.9%	15.4%
% of FP17s for the same patient ID Re-attending between 3 & 9 months - Children	117	175	66.9%	61.2%	60.0%	58.9%
% of FP17s for the same patient ID Re-attending between 3 & 9 months - Adults	38	125	30.4%	55.8%	52.6%	51.6%
% of FP17s for Band 1 Urgent Courses	11	158	7.0%	6.9%	7.9%	8.9%
% of FP17s Relating to Free Repair or Replacements	0	158	0.0%	0.9%	0.8%	0.8%
% of FP17s Relating to Continuations	0	158	0.0%	1.1%	0.9%	0.9%
% of Patients satisfied with the dentistry they have received	1	1	N/A	93.4%	93.2%	93.2%
% of Patients satisfied with the time they had to wait for an appointment	1	1	N/A	90.7%	89.1%	88.8%

\* This is based on patients treated on this contract for their most recent course of treatment. Figures in italics indicate the base number of FP17s or Patient Questionnaire responses are less than 100. N/A is shown where the base number of responses is less than 10 during the period. % is calculated as Quantity/Base number\*100



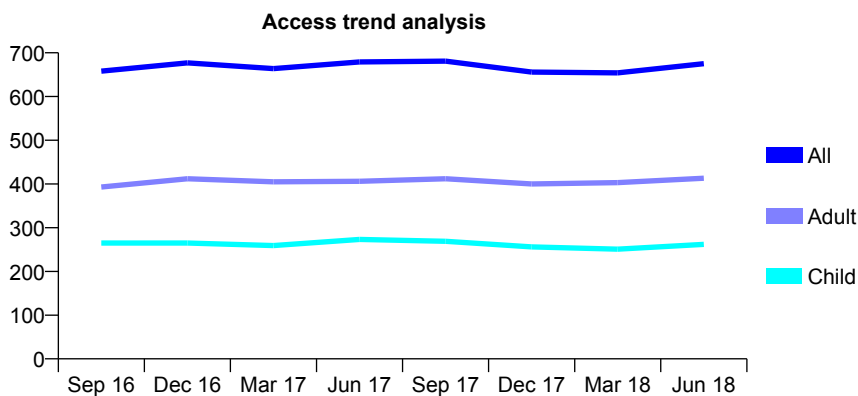
## Q60 - Vital Signs At a Glance Contract Report for 320137/0001 - June 2018

Name or company name	MR LS BARNES
Contract type name	GDS Contract
Purpose of contract	General
Contract start date	01/04/2006
Contract end date	

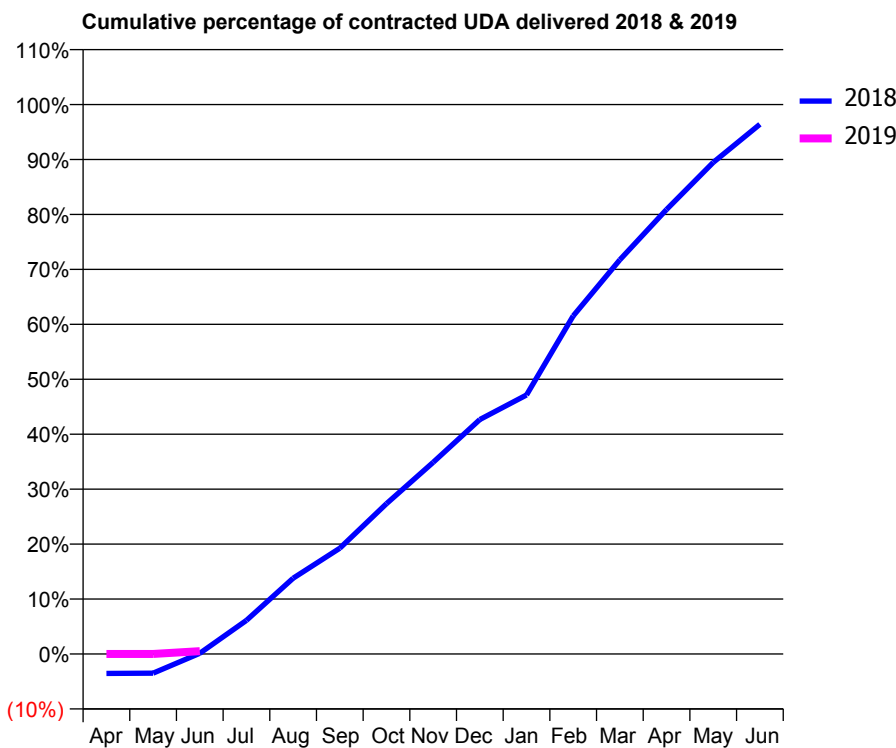
18/19 Contracted general activity (UDA)	2,000
Carry forward general activity (UDA)	0
18/19 Contracted orthodontic activity (UOA)	0
Carry forward orthodontic activity (UOA)	0
Baseline contract value	£37,496.37

### ACCESS\*

Patients seen in 24 months	Total	Change since previous quarter
Quarter ending June 2017	679	
Quarter ending September 2017	681	→
Quarter ending December 2017	656	↓
Quarter ending March 2018	654	→
Quarter ending June 2018	675	↑
<b>Variance since June 2017</b>	<b>(0.6%)</b>	<b>→</b>



### ACTIVITY



Month	Adjusted Scheduled Activity (UDA)	
	2018	2019
April	-71	0
May	-70	0
June	3	10
July	123	
August	276	
September	385	
October	547	
November	698	
December	854	
January	943	
February	1,231	
March	1,435	
April	1,618	
May	1,789	
June	1,928	

### QUALITY

	Quantity	Base Number	Contract	AT	Region	England
% of FP17s for the same patient ID Re-attending within 3 months - Children	9	97	9.3%	9.3%	11.3%	11.5%
% of FP17s for the same patient ID Re-attending within 3 months - Adults	26	152	17.1%	13.1%	14.9%	15.4%
% of FP17s for the same patient ID Re-attending between 3 & 9 months - Children	59	97	60.8%	61.2%	60.0%	58.9%
% of FP17s for the same patient ID Re-attending between 3 & 9 months - Adults	80	152	52.6%	55.8%	52.6%	51.6%
% of FP17s for Band 1 Urgent Courses	2	8	25.0%	6.9%	7.9%	8.9%
% of FP17s Relating to Free Repair or Replacements	0	8	0.0%	0.9%	0.8%	0.8%
% of FP17s Relating to Continuations	0	8	0.0%	1.1%	0.9%	0.9%
% of Patients satisfied with the dentistry they have received	0	0	N/A	93.4%	93.2%	93.2%
% of Patients satisfied with the time they had to wait for an appointment	0	0	N/A	90.7%	89.1%	88.8%

\* This is based on patients treated on this contract for their most recent course of treatment. Figures in italics indicate the base number of FP17s or Patient Questionnaire responses are less than 100. N/A is shown where the base number of responses is less than 10 during the period. % is calculated as Quantity/Base number\*100

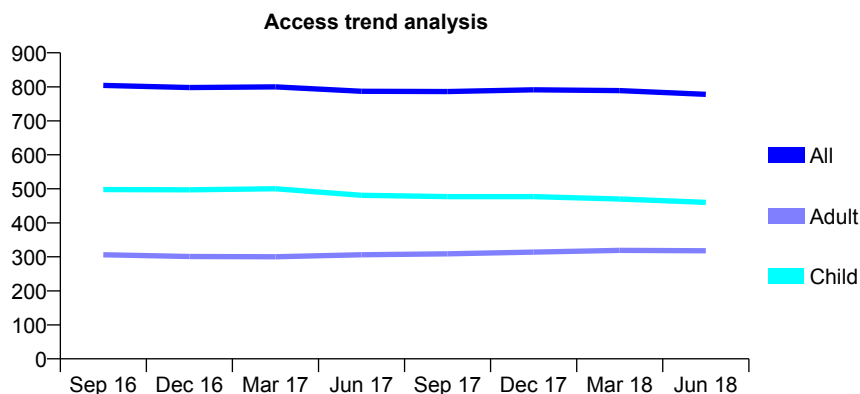
## Q60 - Vital Signs At a Glance Contract Report for 323853/0001 - June 2018

Name or company name	MR PB GARBUTT
Contract type name	GDS Contract
Purpose of contract	General
Contract start date	01/04/2006
Contract end date	

18/19 Contracted general activity (UDA)	2,000
Carry forward general activity (UDA)	0
18/19 Contracted orthodontic activity (UOA)	0
Carry forward orthodontic activity (UOA)	0
Baseline contract value	£40,704.57

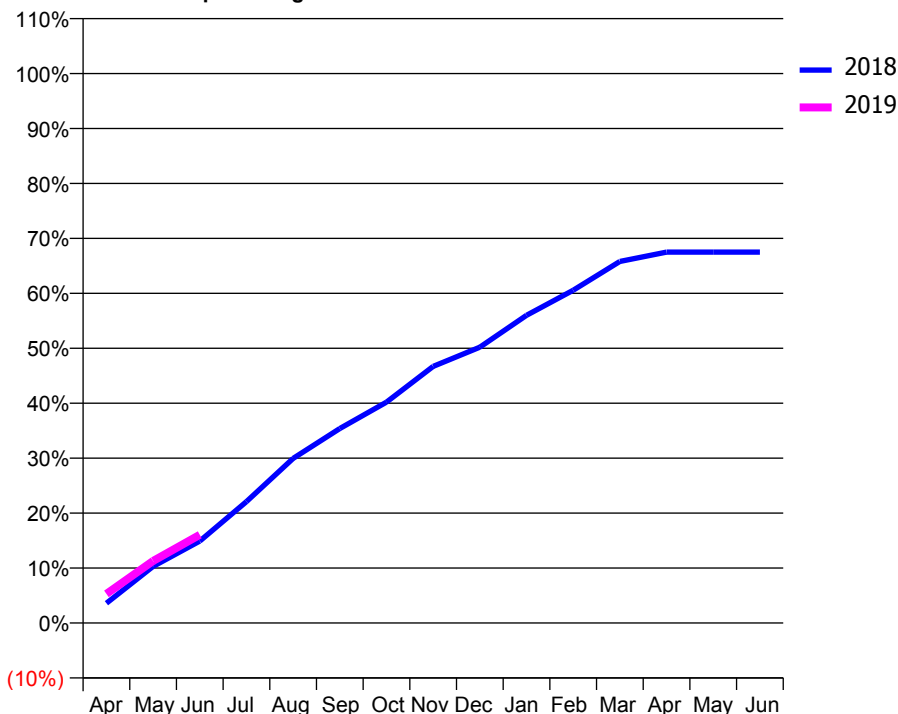
### ACCESS\*

Patients seen in 24 months	Total	Change since previous quarter
Quarter ending June 2017	787	
Quarter ending September 2017	786	→
Quarter ending December 2017	791	→
Quarter ending March 2018	789	→
Quarter ending June 2018	778	↓
<b>Variance since June 2017</b>	<b>(1.1%)</b>	<b>↓</b>



### ACTIVITY

Cumulative percentage of contracted UDA delivered 2018 & 2019



Adjusted Scheduled Activity (UDA)

Month	2018	2019
April	72	106
May	206	226
June	298	321
July	442	
August	599	
September	708	
October	804	
November	934	
December	1,004	
January	1,120	
February	1,211	
March	1,316	
April	1,350	
May	1,350	
June	1,350	

### QUALITY

	Quantity	Base Number	Contract	AT	Region	England
% of FP17s for the same patient ID Re-attending within 3 months - Children	9	179	5.0%	9.3%	11.3%	11.5%
% of FP17s for the same patient ID Re-attending within 3 months - Adults	5	78	6.4%	13.1%	14.9%	15.4%
% of FP17s for the same patient ID Re-attending between 3 & 9 months - Children	136	179	76.0%	61.2%	60.0%	58.9%
% of FP17s for the same patient ID Re-attending between 3 & 9 months - Adults	53	78	67.9%	55.8%	52.6%	51.6%
% of FP17s for Band 1 Urgent Courses	0	227	0.0%	6.9%	7.9%	8.9%
% of FP17s Relating to Free Repair or Replacements	0	227	0.0%	0.9%	0.8%	0.8%
% of FP17s Relating to Continuations	0	227	0.0%	1.1%	0.9%	0.9%
% of Patients satisfied with the dentistry they have received	0	0	N/A	93.4%	93.2%	93.2%
% of Patients satisfied with the time they had to wait for an appointment	0	0	N/A	90.7%	89.1%	88.8%

\* This is based on patients treated on this contract for their most recent course of treatment. Figures in italics indicate the base number of FP17s or Patient Questionnaire responses are less than 100. N/A is shown where the base number of responses is less than 10 during the period. % is calculated as Quantity/Base number\*100

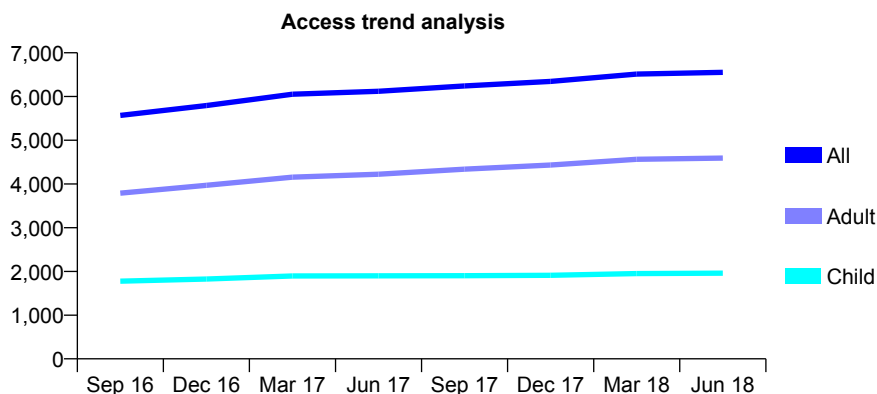
## Q60 - Vital Signs At a Glance Contract Report for 326372/0001 - June 2018

Name or company name	Dawley Family Dental
Contract type name	GDS Contract
Purpose of contract	General
Contract start date	01/04/2006
Contract end date	

18/19 Contracted general activity (UDA)	19,726
Carry forward general activity (UDA)	0
18/19 Contracted orthodontic activity (UOA)	0
Carry forward orthodontic activity (UOA)	0
Baseline contract value	£564,759.07

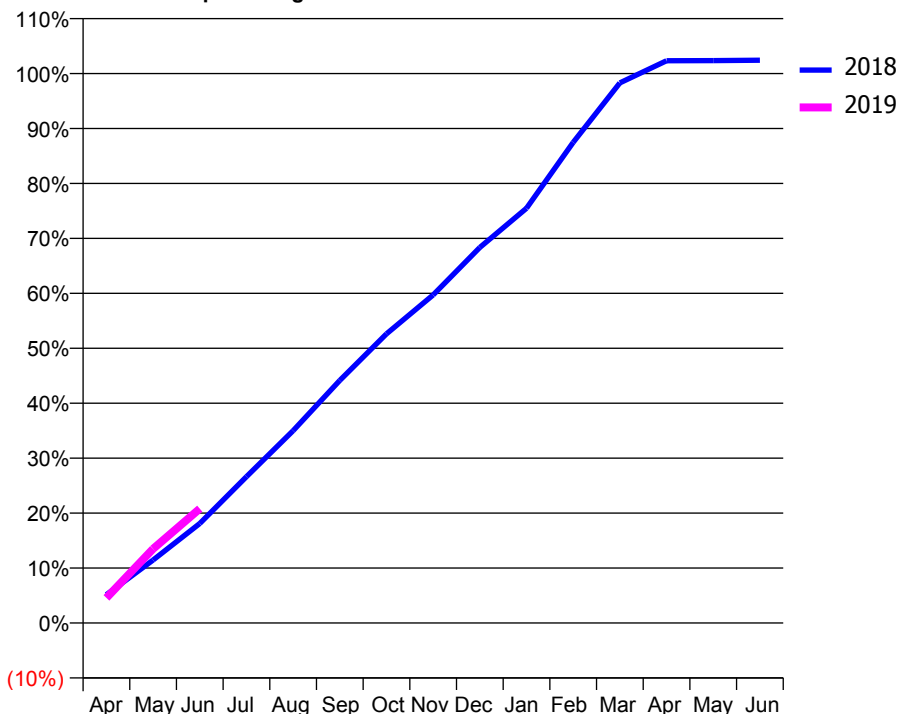
### ACCESS\*

Patients seen in 24 months	Total	Change since previous quarter
Quarter ending June 2017	6,121	
Quarter ending September 2017	6,241	→
Quarter ending December 2017	6,345	→
Quarter ending March 2018	6,515	↑
Quarter ending June 2018	6,552	→
<b>Variance since June 2017</b>	<b>7.0%</b>	<b>↑</b>



### ACTIVITY

Cumulative percentage of contracted UDA delivered 2018 & 2019



Month	Adjusted Scheduled Activity (UDA)	
	2018	2019
April	1,016	902
May	2,260	2,663
June	3,575	4,103
July	5,255	
August	6,906	
September	8,711	
October	10,381	
November	11,779	
December	13,483	
January	14,890	
February	17,254	
March	19,389	
April	20,182	
May	20,188	
June	20,204	

### QUALITY

	Quantity	Base Number	Contract	AT	Region	England
% of FP17s for the same patient ID Re-attending within 3 months - Children	51	635	8.0%	9.3%	11.3%	11.5%
% of FP17s for the same patient ID Re-attending within 3 months - Adults	242	1,386	17.5%	13.1%	14.9%	15.4%
% of FP17s for the same patient ID Re-attending between 3 & 9 months - Children	353	635	55.6%	61.2%	60.0%	58.9%
% of FP17s for the same patient ID Re-attending between 3 & 9 months - Adults	711	1,386	51.3%	55.8%	52.6%	51.6%
% of FP17s for Band 1 Urgent Courses	144	1,661	8.7%	6.9%	7.9%	8.9%
% of FP17s Relating to Free Repair or Replacements	14	1,661	0.8%	0.9%	0.8%	0.8%
% of FP17s Relating to Continuations	41	1,661	2.5%	1.1%	0.9%	0.9%
% of Patients satisfied with the dentistry they have received	4	4	N/A	93.4%	93.2%	93.2%
% of Patients satisfied with the time they had to wait for an appointment	4	4	N/A	90.7%	89.1%	88.8%

\* This is based on patients treated on this contract for their most recent course of treatment. Figures in italics indicate the base number of FP17s or Patient Questionnaire responses are less than 100. N/A is shown where the base number of responses is less than 10 during the period. % is calculated as Quantity/Base number\*100

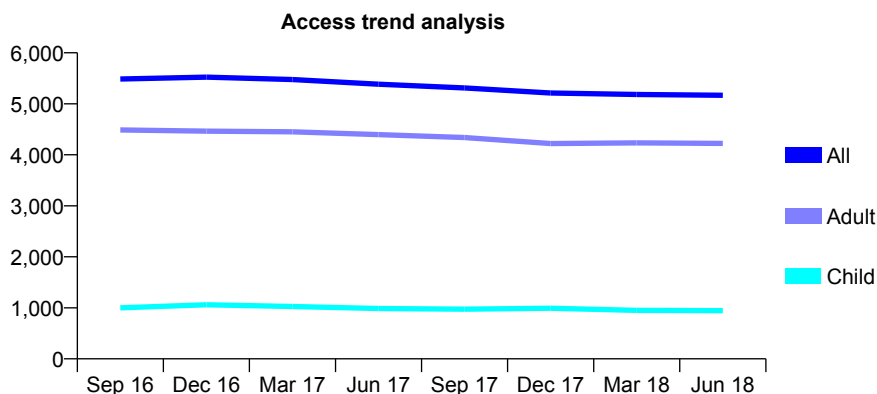
## Q60 - Vital Signs At a Glance Contract Report for 335770/0001 - June 2018

Name or company name	MR PJ MCELHONE
Contract type name	GDS Contract
Purpose of contract	General
Contract start date	01/04/2006
Contract end date	

18/19 Contracted general activity (UDA)	13,159
Carry forward general activity (UDA)	0
18/19 Contracted orthodontic activity (UOA)	0
Carry forward orthodontic activity (UOA)	0
Baseline contract value	£366,879.01

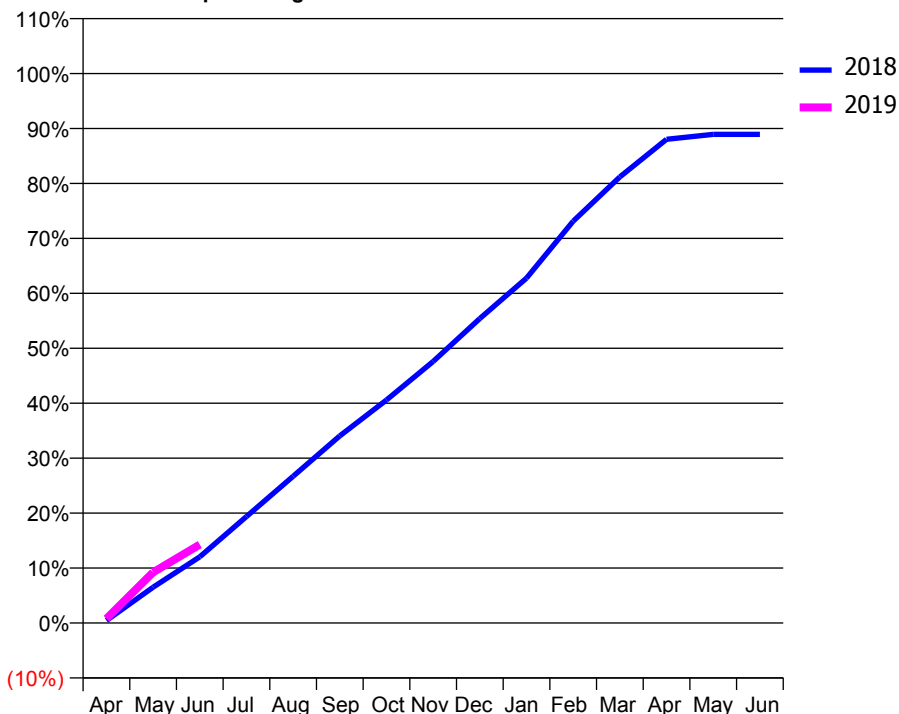
### ACCESS\*

Patients seen in 24 months	Total	Change since previous quarter
Quarter ending June 2017	5,385	
Quarter ending September 2017	5,312	↓
Quarter ending December 2017	5,212	↓
Quarter ending March 2018	5,184	→
Quarter ending June 2018	5,168	→
<b>Variance since June 2017</b>	<b>(4.0%)</b>	<b>↓</b>



### ACTIVITY

Cumulative percentage of contracted UDA delivered 2018 & 2019



Adjusted Scheduled Activity (UDA)

Month	2018	2019
April	59	105
May	856	1,214
June	1,585	1,879
July	2,548	
August	3,514	
September	4,482	
October	5,341	
November	6,263	
December	7,291	
January	8,259	
February	9,622	
March	10,682	
April	11,585	
May	11,701	
June	11,701	

### QUALITY

	Quantity	Base Number	Contract	AT	Region	England
% of FP17s for the same patient ID Re-attending within 3 months - Children	24	228	10.5%	9.3%	11.3%	11.5%
% of FP17s for the same patient ID Re-attending within 3 months - Adults	177	1,031	17.2%	13.1%	14.9%	15.4%
% of FP17s for the same patient ID Re-attending between 3 & 9 months - Children	81	228	35.5%	61.2%	60.0%	58.9%
% of FP17s for the same patient ID Re-attending between 3 & 9 months - Adults	310	1,031	30.1%	55.8%	52.6%	51.6%
% of FP17s for Band 1 Urgent Courses	92	808	11.4%	6.9%	7.9%	8.9%
% of FP17s Relating to Free Repair or Replacements	21	808	2.6%	0.9%	0.8%	0.8%
% of FP17s Relating to Continuations	13	808	1.6%	1.1%	0.9%	0.9%
% of Patients satisfied with the dentistry they have received	5	6	N/A	93.4%	93.2%	93.2%
% of Patients satisfied with the time they had to wait for an appointment	6	6	N/A	90.7%	89.1%	88.8%

\* This is based on patients treated on this contract for their most recent course of treatment. Figures in italics indicate the base number of FP17s or Patient Questionnaire responses are less than 100. N/A is shown where the base number of responses is less than 10 during the period. % is calculated as Quantity/Base number\*100

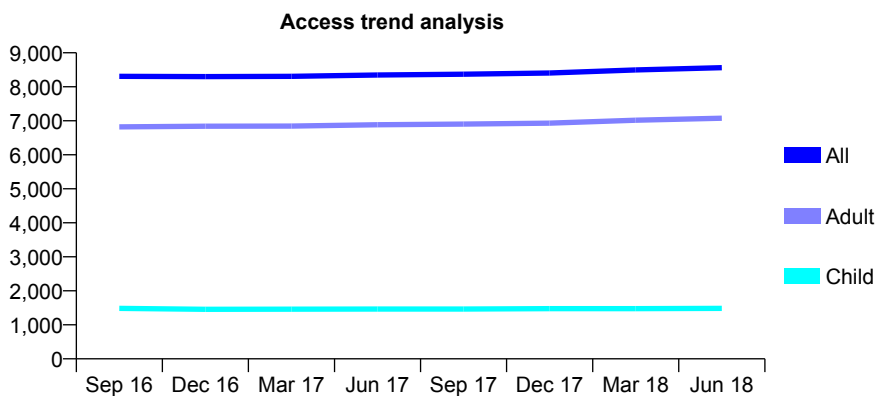
## Q60 - Vital Signs At a Glance Contract Report for 336289/0001 - June 2018

Name or company name	MR AJ GRIFFITHS
Contract type name	GDS Contract
Purpose of contract	General
Contract start date	01/04/2006
Contract end date	

18/19 Contracted general activity (UDA)	23,233
Carry forward general activity (UDA)	0
18/19 Contracted orthodontic activity (UOA)	0
Carry forward orthodontic activity (UOA)	0
Baseline contract value	£639,138.73

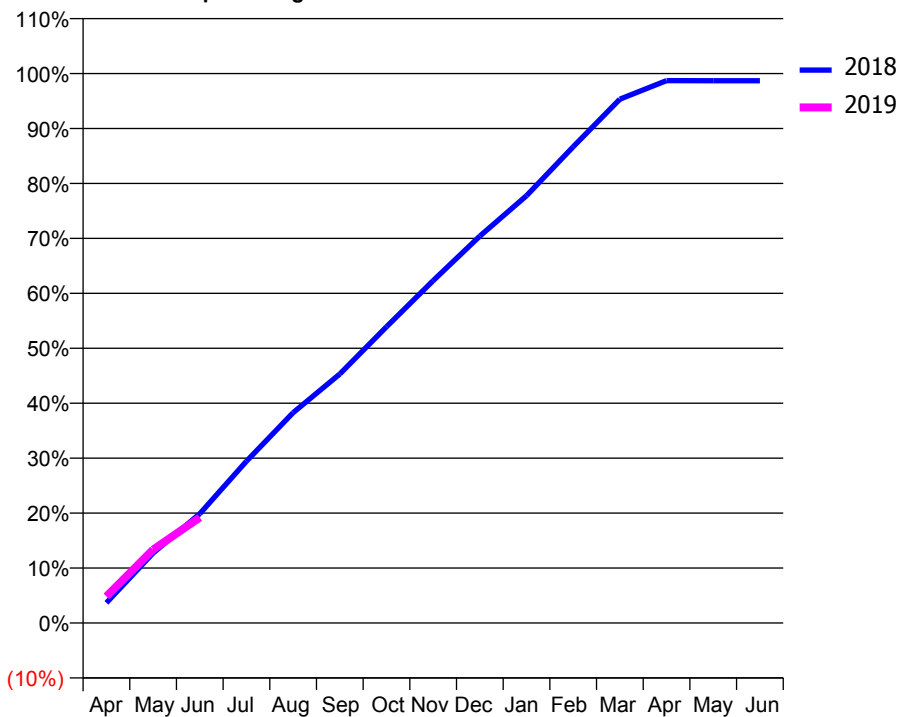
### ACCESS\*

Patients seen in 24 months	Total	Change since previous quarter
Quarter ending June 2017	8,348	
Quarter ending September 2017	8,370	→
Quarter ending December 2017	8,406	→
Quarter ending March 2018	8,496	→
Quarter ending June 2018	8,564	→
<b>Variance since June 2017</b>	<b>2.6%</b>	<b>↑</b>



### ACTIVITY

Cumulative percentage of contracted UDA delivered 2018 & 2019



Month	Adjusted Scheduled Activity (UDA)	
	2018	2019
April	817	1,126
May	2,831	3,101
June	4,423	4,461
July	6,547	
August	8,509	
September	10,073	
October	11,986	
November	13,854	
December	15,656	
January	17,289	
February	19,272	
March	21,195	
April	21,948	
May	21,942	
June	21,942	

### QUALITY

	Quantity	Base Number	Contract	AT	Region	England
% of FP17s for the same patient ID Re-attending within 3 months - Children	41	663	6.2%	9.3%	11.3%	11.5%
% of FP17s for the same patient ID Re-attending within 3 months - Adults	425	2,655	16.0%	13.1%	14.9%	15.4%
% of FP17s for the same patient ID Re-attending between 3 & 9 months - Children	488	663	73.6%	61.2%	60.0%	58.9%
% of FP17s for the same patient ID Re-attending between 3 & 9 months - Adults	1,203	2,655	45.3%	55.8%	52.6%	51.6%
% of FP17s for Band 1 Urgent Courses	166	2,592	6.4%	6.9%	7.9%	8.9%
% of FP17s Relating to Free Repair or Replacements	74	2,592	2.9%	0.9%	0.8%	0.8%
% of FP17s Relating to Continuations	38	2,592	1.5%	1.1%	0.9%	0.9%
% of Patients satisfied with the dentistry they have received	11	11	100.0%	93.4%	93.2%	93.2%
% of Patients satisfied with the time they had to wait for an appointment	11	11	100.0%	90.7%	89.1%	88.8%

\* This is based on patients treated on this contract for their most recent course of treatment. Figures in italics indicate the base number of FP17s or Patient Questionnaire responses are less than 100. N/A is shown where the base number of responses is less than 10 during the period. % is calculated as Quantity/Base number\*100

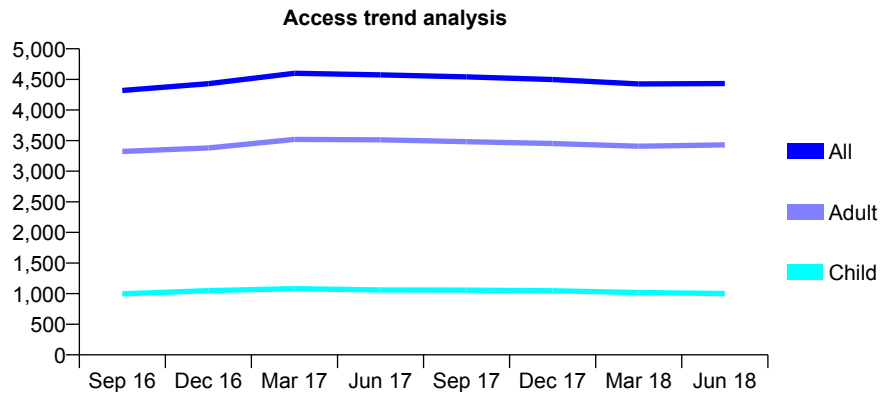
## Q60 - Vital Signs At a Glance Contract Report for 338524/0001 - June 2018

Name or company name	MR M SEGAL
Contract type name	GDS Contract
Purpose of contract	General
Contract start date	01/04/2006
Contract end date	

18/19 Contracted general activity (UDA)	15,000
Carry forward general activity (UDA)	0
18/19 Contracted orthodontic activity (UOA)	0
Carry forward orthodontic activity (UOA)	0
Baseline contract value	£375,888.24

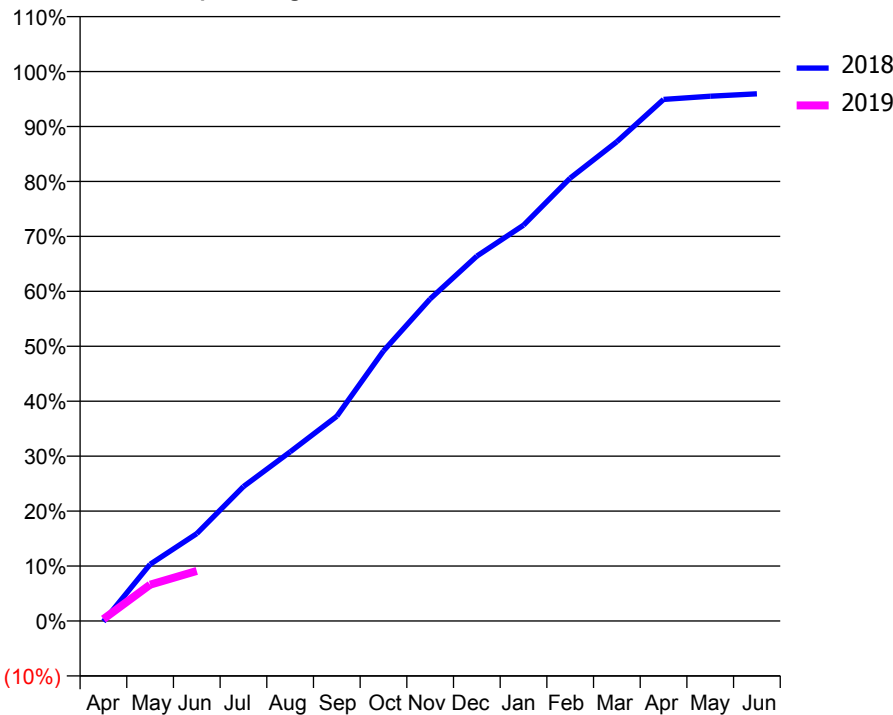
### ACCESS\*

Patients seen in 24 months	Total	Change since previous quarter
Quarter ending June 2017	4,574	
Quarter ending September 2017	4,541	→
Quarter ending December 2017	4,497	→
Quarter ending March 2018	4,427	↓
Quarter ending June 2018	4,432	→
<b>Variance since June 2017</b>	<b>(3.1%)</b>	<b>↓</b>



### ACTIVITY

Cumulative percentage of contracted UDA delivered 2018 & 2019



Month	Adjusted Scheduled Activity (UDA)	
	2018	2019
April	-17	52
May	1,547	992
June	2,385	1,366
July	3,669	
August	4,616	
September	5,590	
October	7,373	
November	8,793	
December	9,963	
January	10,807	
February	12,092	
March	13,084	
April	14,237	
May	14,325	
June	14,392	

### QUALITY

	Quantity	Base Number	Contract	AT	Region	England
% of FP17s for the same patient ID Re-attending within 3 months - Children	18	241	7.5%	9.3%	11.3%	11.5%
% of FP17s for the same patient ID Re-attending within 3 months - Adults	122	747	16.3%	13.1%	14.9%	15.4%
% of FP17s for the same patient ID Re-attending between 3 & 9 months - Children	135	241	56.0%	61.2%	60.0%	58.9%
% of FP17s for the same patient ID Re-attending between 3 & 9 months - Adults	273	747	36.5%	55.8%	52.6%	51.6%
% of FP17s for Band 1 Urgent Courses	76	557	13.6%	6.9%	7.9%	8.9%
% of FP17s Relating to Free Repair or Replacements	8	557	1.4%	0.9%	0.8%	0.8%
% of FP17s Relating to Continuations	7	557	1.3%	1.1%	0.9%	0.9%
% of Patients satisfied with the dentistry they have received	11	11	100.0%	93.4%	93.2%	93.2%
% of Patients satisfied with the time they had to wait for an appointment	11	11	100.0%	90.7%	89.1%	88.8%

\* This is based on patients treated on this contract for their most recent course of treatment. Figures in italics indicate the base number of FP17s or Patient Questionnaire responses are less than 100. N/A is shown where the base number of responses is less than 10 during the period. % is calculated as Quantity/Base number\*100

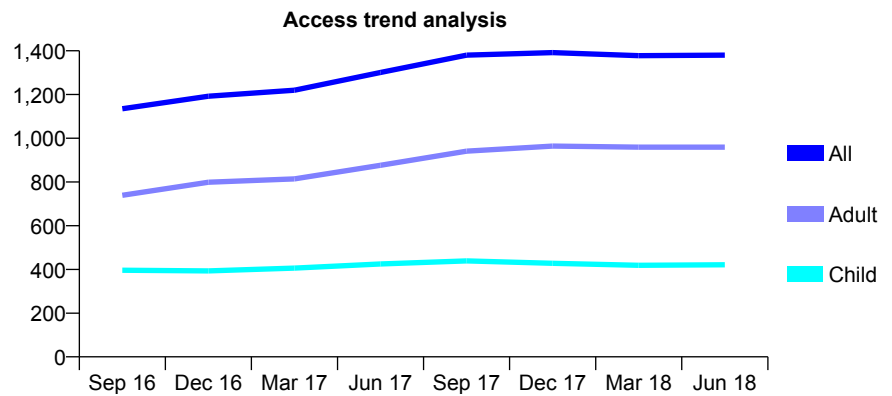
## Q60 - Vital Signs At a Glance Contract Report for 353736/0001 - June 2018

Name or company name	MRS S SINGH
Contract type name	GDS Contract
Purpose of contract	General
Contract start date	05/05/2009
Contract end date	

18/19 Contracted general activity (UDA)	3,544
Carry forward general activity (UDA)	0
18/19 Contracted orthodontic activity (UOA)	0
Carry forward orthodontic activity (UOA)	0
Baseline contract value	£81,686.03

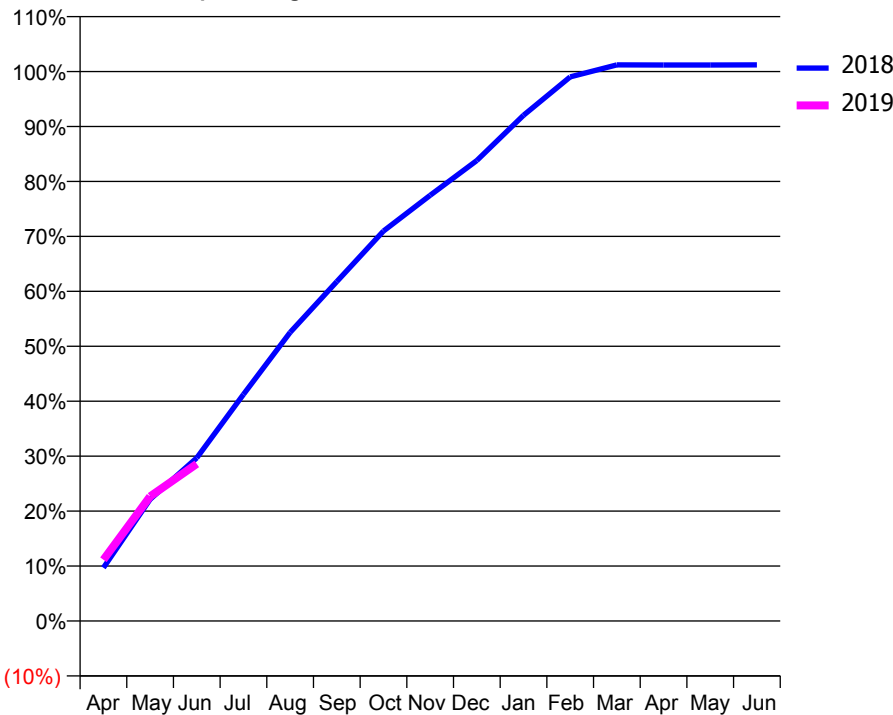
### ACCESS\*

Patients seen in 24 months	Total	Change since previous quarter
Quarter ending June 2017	1,301	
Quarter ending September 2017	1,380	↑
Quarter ending December 2017	1,392	→
Quarter ending March 2018	1,378	↓
Quarter ending June 2018	1,380	→
<b>Variance since June 2017</b>	<b>6.1%</b>	<b>↑</b>



### ACTIVITY

Cumulative percentage of contracted UDA delivered 2018 & 2019



Month	Adjusted Scheduled Activity (UDA)	
	2018	2019
April	344	395
May	785	804
June	1,052	1,013
July	1,462	
August	1,862	
September	2,190	
October	2,515	
November	2,746	
December	2,970	
January	3,262	
February	3,509	
March	3,587	
April	3,586	
May	3,586	
June	3,587	

### QUALITY

	Quantity	Base Number	Contract	AT	Region	England
% of FP17s for the same patient ID Re-attending within 3 months - Children	31	272	11.4%	9.3%	11.3%	11.5%
% of FP17s for the same patient ID Re-attending within 3 months - Adults	62	474	13.1%	13.1%	14.9%	15.4%
% of FP17s for the same patient ID Re-attending between 3 & 9 months - Children	196	272	72.1%	61.2%	60.0%	58.9%
% of FP17s for the same patient ID Re-attending between 3 & 9 months - Adults	312	474	65.8%	55.8%	52.6%	51.6%
% of FP17s for Band 1 Urgent Courses	27	741	3.6%	6.9%	7.9%	8.9%
% of FP17s Relating to Free Repair or Replacements	4	741	0.5%	0.9%	0.8%	0.8%
% of FP17s Relating to Continuations	1	741	0.1%	1.1%	0.9%	0.9%
% of Patients satisfied with the dentistry they have received	2	2	N/A	93.4%	93.2%	93.2%
% of Patients satisfied with the time they had to wait for an appointment	2	2	N/A	90.7%	89.1%	88.8%

\* This is based on patients treated on this contract for their most recent course of treatment. Figures in italics indicate the base number of FP17s or Patient Questionnaire responses are less than 100. N/A is shown where the base number of responses is less than 10 during the period. % is calculated as Quantity/Base number\*100

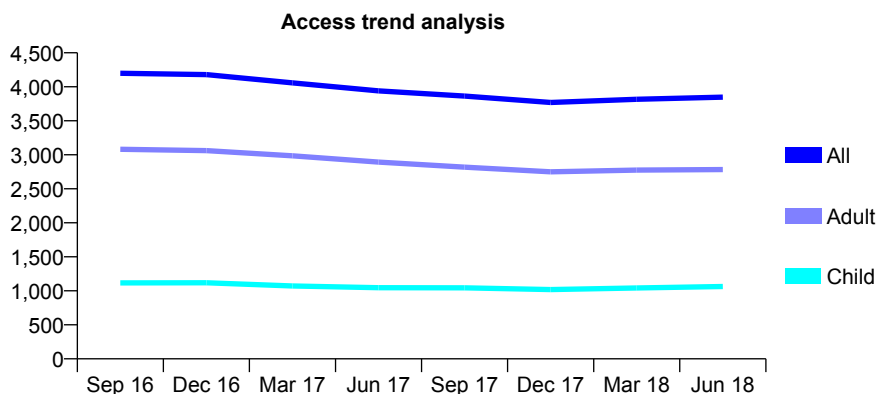
## Q60 - Vital Signs At a Glance Contract Report for 359920/0002 - June 2018

Name or company name	MR TJ RATLABYANE
Contract type name	GDS Contract
Purpose of contract	General
Contract start date	01/12/2006
Contract end date	

18/19 Contracted general activity (UDA)	15,516
Carry forward general activity (UDA)	0
18/19 Contracted orthodontic activity (UOA)	0
Carry forward orthodontic activity (UOA)	0
Baseline contract value	£398,689.55

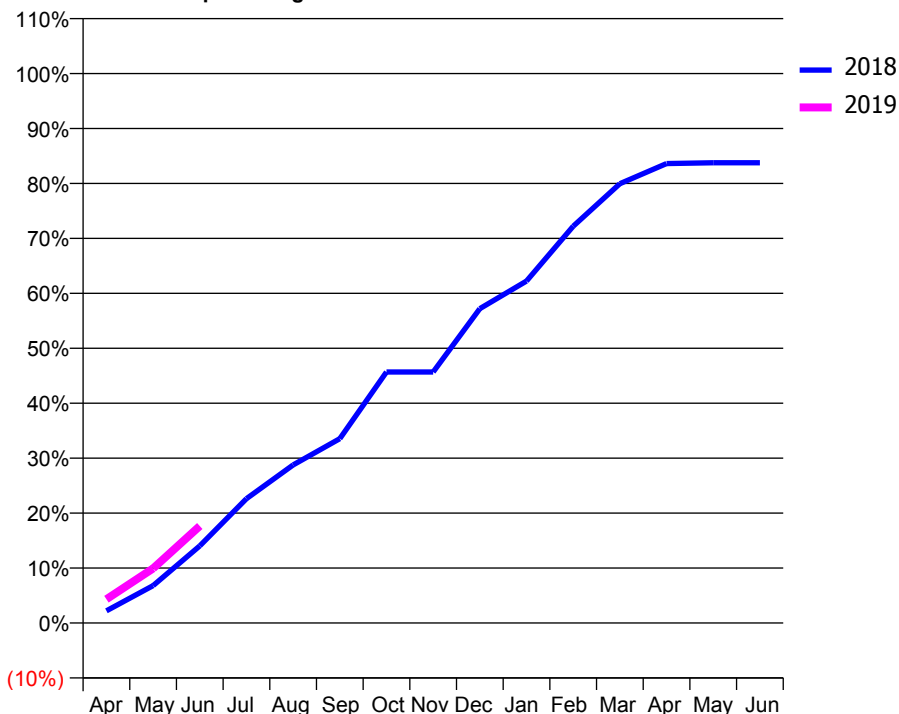
### ACCESS\*

Patients seen in 24 months	Total	Change since previous quarter
Quarter ending June 2017	3,940	
Quarter ending September 2017	3,864	↓
Quarter ending December 2017	3,769	↓
Quarter ending March 2018	3,817	→
Quarter ending June 2018	3,848	→
<b>Variance since June 2017</b>	<b>(2.3%)</b>	<b>↓</b>



### ACTIVITY

Cumulative percentage of contracted UDA delivered 2018 & 2019



Month	Adjusted Scheduled Activity (UDA)	
	2018	2019
April	344	671
May	1,055	1,541
June	2,179	2,738
July	3,512	
August	4,463	
September	5,205	
October	7,086	
November	7,086	
December	8,877	
January	9,655	
February	11,204	
March	12,406	
April	12,972	
May	12,997	
June	12,997	

### QUALITY

	Quantity	Base Number	Contract	AT	Region	England
% of FP17s for the same patient ID Re-attending within 3 months - Children	19	370	5.1%	9.3%	11.3%	11.5%
% of FP17s for the same patient ID Re-attending within 3 months - Adults	133	1,016	13.1%	13.1%	14.9%	15.4%
% of FP17s for the same patient ID Re-attending between 3 & 9 months - Children	183	370	49.5%	61.2%	60.0%	58.9%
% of FP17s for the same patient ID Re-attending between 3 & 9 months - Adults	543	1,016	53.4%	55.8%	52.6%	51.6%
% of FP17s for Band 1 Urgent Courses	50	1,156	4.3%	6.9%	7.9%	8.9%
% of FP17s Relating to Free Repair or Replacements	11	1,156	1.0%	0.9%	0.8%	0.8%
% of FP17s Relating to Continuations	9	1,156	0.8%	1.1%	0.9%	0.9%
% of Patients satisfied with the dentistry they have received	5	5	N/A	93.4%	93.2%	93.2%
% of Patients satisfied with the time they had to wait for an appointment	4	5	N/A	90.7%	89.1%	88.8%

\* This is based on patients treated on this contract for their most recent course of treatment. Figures in italics indicate the base number of FP17s or Patient Questionnaire responses are less than 100. N/A is shown where the base number of responses is less than 10 during the period. % is calculated as Quantity/Base number\*100



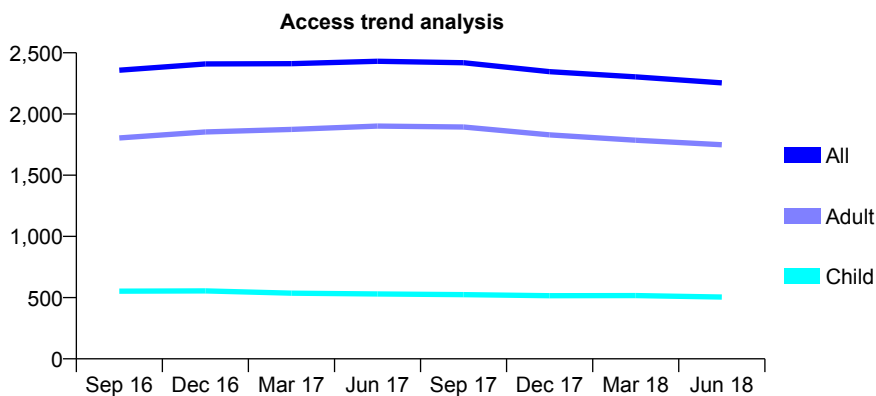
## Q60 - Vital Signs At a Glance Contract Report for 361747/0001 - June 2018

Name or company name	MRS NK SUNNER
Contract type name	GDS Contract
Purpose of contract	General and Orthodontic
Contract start date	01/06/2015
Contract end date	

18/19 Contracted general activity (UDA)	6,987
Carry forward general activity (UDA)	0
18/19 Contracted orthodontic activity (UOA)	214
Carry forward orthodontic activity (UOA)	0
Baseline contract value	£186,499.47

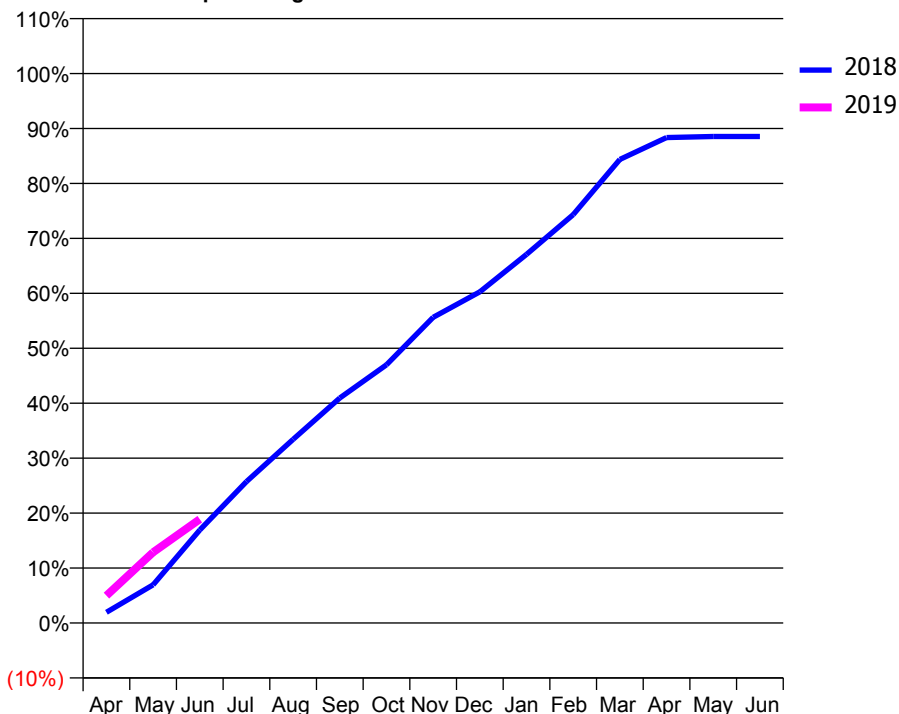
### ACCESS\*

Patients seen in 24 months	Total	Change since previous quarter
Quarter ending June 2017	2,431	
Quarter ending September 2017	2,419	→
Quarter ending December 2017	2,346	↓
Quarter ending March 2018	2,303	↓
Quarter ending June 2018	2,254	↓
<b>Variance since June 2017</b>	<b>(7.3%)</b>	<b>↓</b>



### ACTIVITY

Cumulative percentage of contracted UDA delivered 2018 & 2019



Adjusted Scheduled Activity (UDA)

Month	2018	2019
April	136	348
May	486	899
June	1,182	1,320
July	1,797	
August	2,336	
September	2,860	
October	3,283	
November	3,888	
December	4,211	
January	4,687	
February	5,193	
March	5,895	
April	6,172	
May	6,186	
June	6,186	

### QUALITY

	Quantity	Base Number	Contract	AT	Region	England
% of FP17s for the same patient ID Re-attending within 3 months - Children	6	212	2.8%	9.3%	11.3%	11.5%
% of FP17s for the same patient ID Re-attending within 3 months - Adults	111	684	16.2%	13.1%	14.9%	15.4%
% of FP17s for the same patient ID Re-attending between 3 & 9 months - Children	163	212	76.9%	61.2%	60.0%	58.9%
% of FP17s for the same patient ID Re-attending between 3 & 9 months - Adults	383	684	56.0%	55.8%	52.6%	51.6%
% of FP17s for Band 1 Urgent Courses	39	745	5.2%	6.9%	7.9%	8.9%
% of FP17s Relating to Free Repair or Replacements	4	745	0.5%	0.9%	0.8%	0.8%
% of FP17s Relating to Continuations	12	745	1.6%	1.1%	0.9%	0.9%
% of Patients satisfied with the dentistry they have received	8	9	N/A	93.4%	93.2%	93.2%
% of Patients satisfied with the time they had to wait for an appointment	8	9	N/A	90.7%	89.1%	88.8%

\* This is based on patients treated on this contract for their most recent course of treatment. Figures in italics indicate the base number of FP17s or Patient Questionnaire responses are less than 100. N/A is shown where the base number of responses is less than 10 during the period. % is calculated as Quantity/Base number\*100

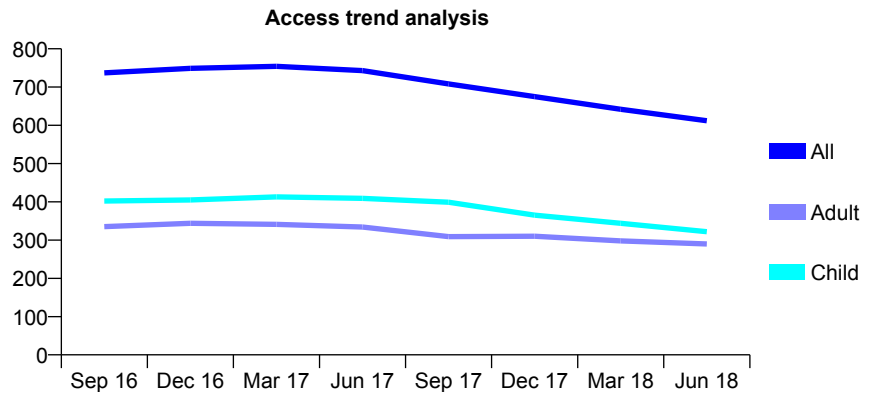
## Q60 - Vital Signs At a Glance Contract Report for 532312/0001 - June 2018

Name or company name	MR GG WU
Contract type name	GDS Contract
Purpose of contract	General
Contract start date	01/08/2013
Contract end date	

18/19 Contracted general activity (UDA)	2,326
Carry forward general activity (UDA)	0
18/19 Contracted orthodontic activity (UOA)	0
Carry forward orthodontic activity (UOA)	0
Baseline contract value	£52,690.80

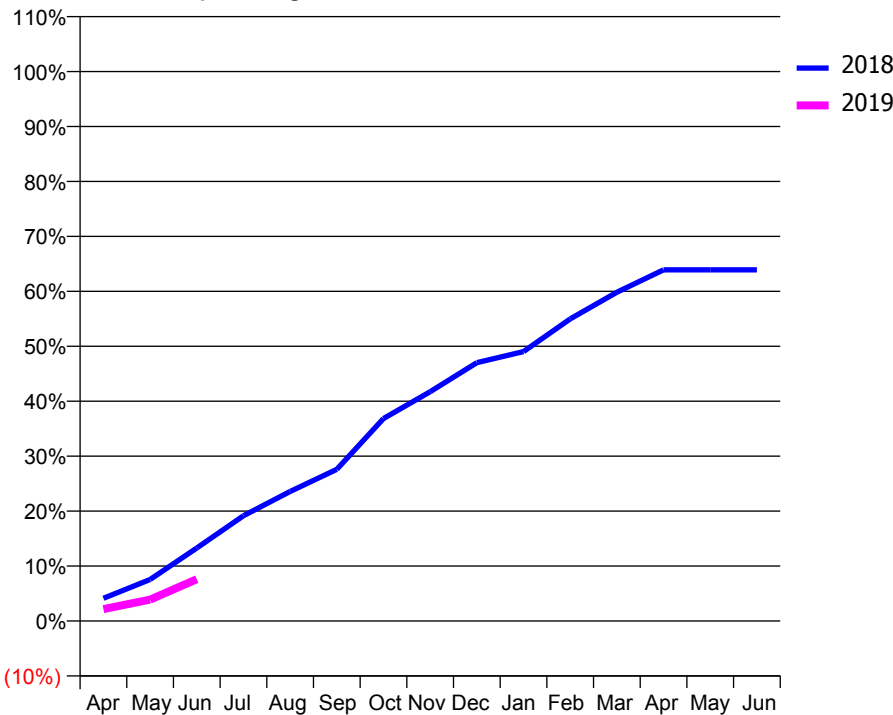
### ACCESS\*

Patients seen in 24 months	Total	Change since previous quarter
Quarter ending June 2017	743	
Quarter ending September 2017	708	↓
Quarter ending December 2017	675	↓
Quarter ending March 2018	642	↓
Quarter ending June 2018	612	↓
<b>Variance since June 2017</b>	<b>(17.6%)</b>	<b>↓</b>



### ACTIVITY

Cumulative percentage of contracted UDA delivered 2018 & 2019



Adjusted Scheduled Activity (UDA)		
Month	2018	2019
April	96	50
May	176	91
June	309	177
July	446	
August	548	
September	642	
October	857	
November	970	
December	1,094	
January	1,141	
February	1,279	
March	1,391	
April	1,486	
May	1,486	
June	1,486	

### QUALITY

	Quantity	Base Number	Contract	AT	Region	England
% of FP17s for the same patient ID Re-attending within 3 months - Children	6	97	6.2%	9.3%	11.3%	11.5%
% of FP17s for the same patient ID Re-attending within 3 months - Adults	3	83	3.6%	13.1%	14.9%	15.4%
% of FP17s for the same patient ID Re-attending between 3 & 9 months - Children	79	97	81.4%	61.2%	60.0%	58.9%
% of FP17s for the same patient ID Re-attending between 3 & 9 months - Adults	71	83	85.5%	55.8%	52.6%	51.6%
% of FP17s for Band 1 Urgent Courses	4	124	3.2%	6.9%	7.9%	8.9%
% of FP17s Relating to Free Repair or Replacements	1	124	0.8%	0.9%	0.8%	0.8%
% of FP17s Relating to Continuations	0	124	0.0%	1.1%	0.9%	0.9%
% of Patients satisfied with the dentistry they have received	1	1	N/A	93.4%	93.2%	93.2%
% of Patients satisfied with the time they had to wait for an appointment	0	1	N/A	90.7%	89.1%	88.8%

\* This is based on patients treated on this contract for their most recent course of treatment. Figures in italics indicate the base number of FP17s or Patient Questionnaire responses are less than 100. N/A is shown where the base number of responses is less than 10 during the period. % is calculated as Quantity/Base number\*100

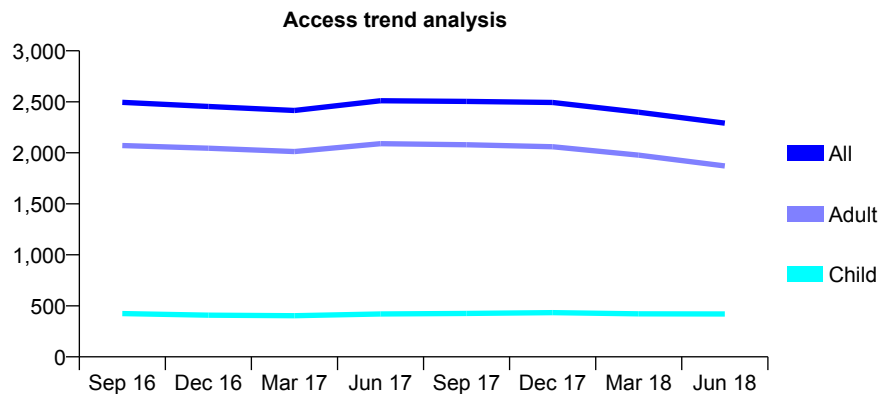
## Q60 - Vital Signs At a Glance Contract Report for 567477/0001 - June 2018

Name or company name	Z Raza Dental Surgeon
Contract type name	GDS Contract
Purpose of contract	General
Contract start date	01/04/2006
Contract end date	

18/19 Contracted general activity (UDA)	10,500
Carry forward general activity (UDA)	0
18/19 Contracted orthodontic activity (UOA)	0
Carry forward orthodontic activity (UOA)	0
Baseline contract value	£238,332.28

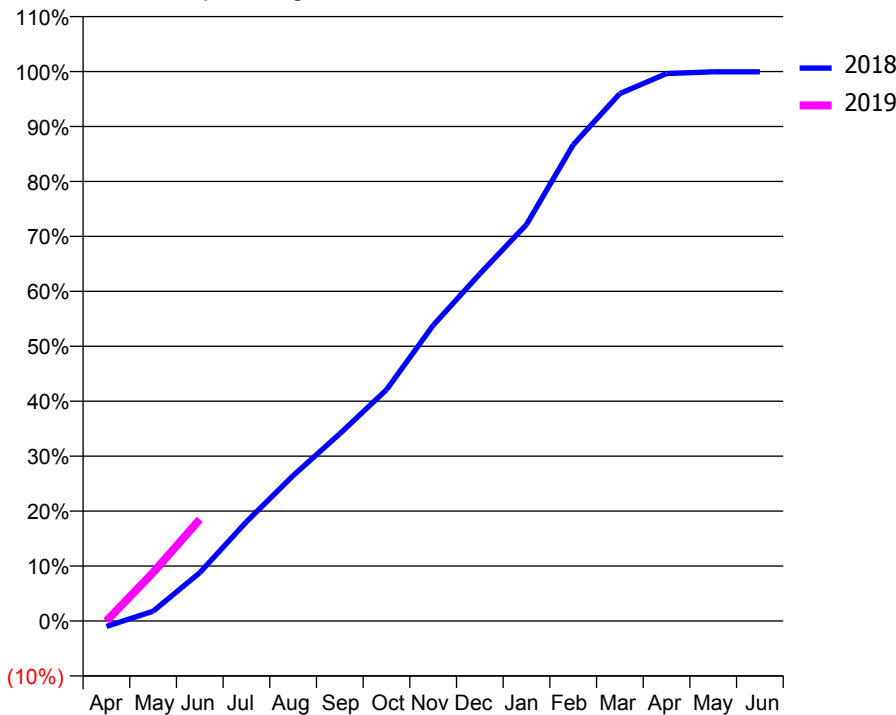
### ACCESS\*

Patients seen in 24 months	Total	Change since previous quarter
Quarter ending June 2017	2,510	
Quarter ending September 2017	2,504	→
Quarter ending December 2017	2,493	→
Quarter ending March 2018	2,398	↓
Quarter ending June 2018	2,291	↓
<b>Variance since June 2017</b>	<b>(8.7%)</b>	<b>↓</b>



### ACTIVITY

Cumulative percentage of contracted UDA delivered 2018 & 2019



Month	Adjusted Scheduled Activity (UDA)	
	2018	2019
April	-86	0
May	152	926
June	749	1,943
July	1,535	
August	2,249	
September	2,898	
October	3,577	
November	4,575	
December	5,370	
January	6,134	
February	7,366	
March	8,158	
April	8,467	
May	8,494	
June	8,494	

### QUALITY

	Quantity	Base Number	Contract	AT	Region	England
% of FP17s for the same patient ID Re-attending within 3 months - Children	14	145	9.7%	9.3%	11.3%	11.5%
% of FP17s for the same patient ID Re-attending within 3 months - Adults	168	682	24.6%	13.1%	14.9%	15.4%
% of FP17s for the same patient ID Re-attending between 3 & 9 months - Children	54	145	37.2%	61.2%	60.0%	58.9%
% of FP17s for the same patient ID Re-attending between 3 & 9 months - Adults	300	682	44.0%	55.8%	52.6%	51.6%
% of FP17s for Band 1 Urgent Courses	22	688	3.2%	6.9%	7.9%	8.9%
% of FP17s Relating to Free Repair or Replacements	86	688	12.5%	0.9%	0.8%	0.8%
% of FP17s Relating to Continuations	1	688	0.1%	1.1%	0.9%	0.9%
% of Patients satisfied with the dentistry they have received	6	6	N/A	93.4%	93.2%	93.2%
% of Patients satisfied with the time they had to wait for an appointment	6	6	N/A	90.7%	89.1%	88.8%

\* This is based on patients treated on this contract for their most recent course of treatment. Figures in italics indicate the base number of FP17s or Patient Questionnaire responses are less than 100. N/A is shown where the base number of responses is less than 10 during the period. % is calculated as Quantity/Base number\*100

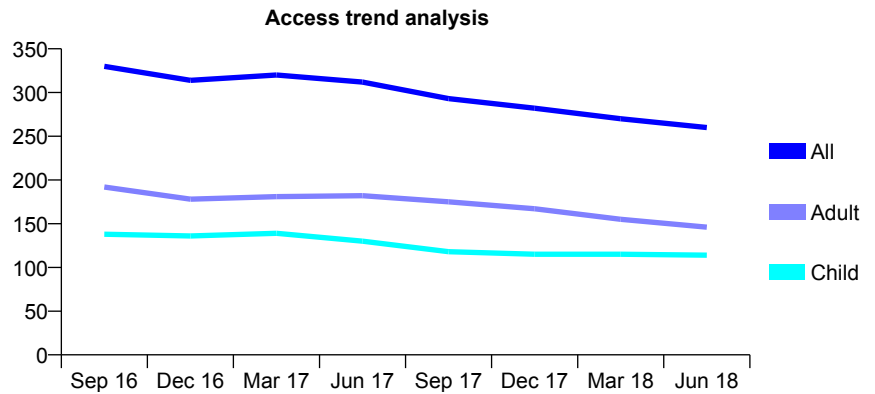
## Q60 - Vital Signs At a Glance Contract Report for 571504/0001 - June 2018

Name or company name	MR IG HUTCHINGS
Contract type name	GDS Contract
Purpose of contract	General
Contract start date	01/04/2006
Contract end date	

18/19 Contracted general activity (UDA)	300
Carry forward general activity (UDA)	0
18/19 Contracted orthodontic activity (UOA)	0
Carry forward orthodontic activity (UOA)	0
Baseline contract value	£6,352.11

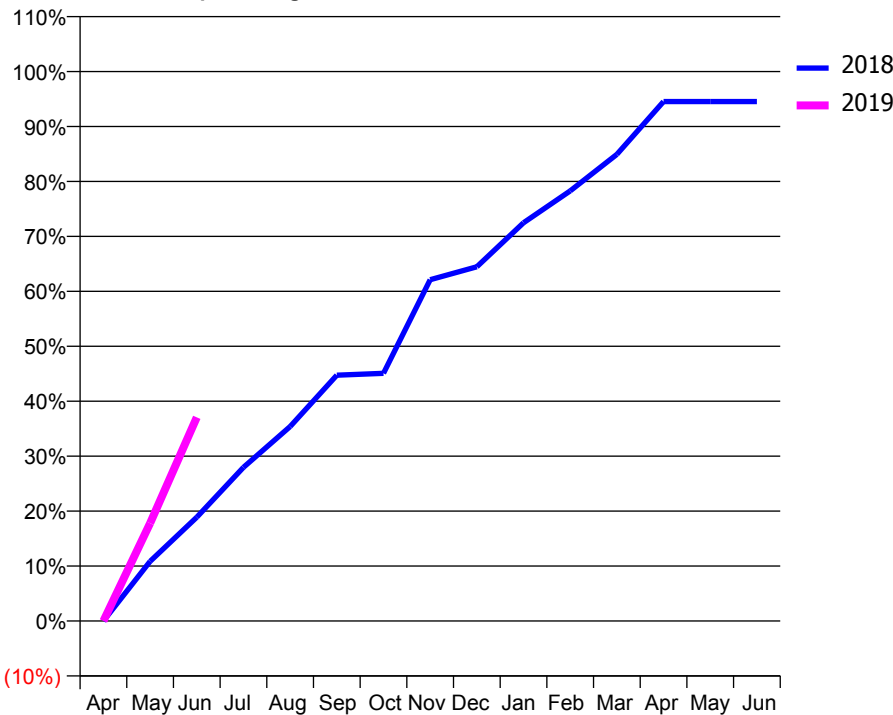
### ACCESS\*

Patients seen in 24 months	Total	Change since previous quarter
Quarter ending June 2017	312	
Quarter ending September 2017	293	↓
Quarter ending December 2017	282	↓
Quarter ending March 2018	270	↓
Quarter ending June 2018	260	↓
<b>Variance since June 2017</b>	<b>(16.7%)</b>	<b>↓</b>



### ACTIVITY

Cumulative percentage of contracted UDA delivered 2018 & 2019



Month	Adjusted Scheduled Activity (UDA)	
	2018	2019
April	0	0
May	65	53
June	113	111
July	168	
August	212	
September	268	
October	270	
November	373	
December	387	
January	435	
February	470	
March	510	
April	567	
May	567	
June	567	

### QUALITY

	Quantity	Base Number	Contract	AT	Region	England
% of FP17s for the same patient ID Re-attending within 3 months - Children	4	50	8.0%	9.3%	11.3%	11.5%
% of FP17s for the same patient ID Re-attending within 3 months - Adults	5	38	13.2%	13.1%	14.9%	15.4%
% of FP17s for the same patient ID Re-attending between 3 & 9 months - Children	28	50	56.0%	61.2%	60.0%	58.9%
% of FP17s for the same patient ID Re-attending between 3 & 9 months - Adults	27	38	71.1%	55.8%	52.6%	51.6%
% of FP17s for Band 1 Urgent Courses	6	72	8.3%	6.9%	7.9%	8.9%
% of FP17s Relating to Free Repair or Replacements	0	72	0.0%	0.9%	0.8%	0.8%
% of FP17s Relating to Continuations	0	72	0.0%	1.1%	0.9%	0.9%
% of Patients satisfied with the dentistry they have received	1	1	N/A	93.4%	93.2%	93.2%
% of Patients satisfied with the time they had to wait for an appointment	1	1	N/A	90.7%	89.1%	88.8%

\* This is based on patients treated on this contract for their most recent course of treatment. Figures in italics indicate the base number of FP17s or Patient Questionnaire responses are less than 100. N/A is shown where the base number of responses is less than 10 during the period. % is calculated as Quantity/Base number\*100

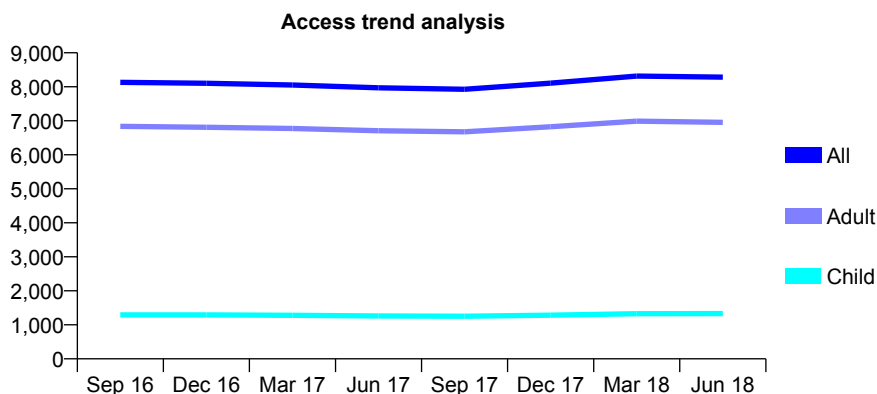
## Q60 - Vital Signs At a Glance Contract Report for 572187/0002 - June 2018

Name or company name	MR PJ PHILLIPS
Contract type name	GDS Contract
Purpose of contract	General
Contract start date	01/05/2013
Contract end date	

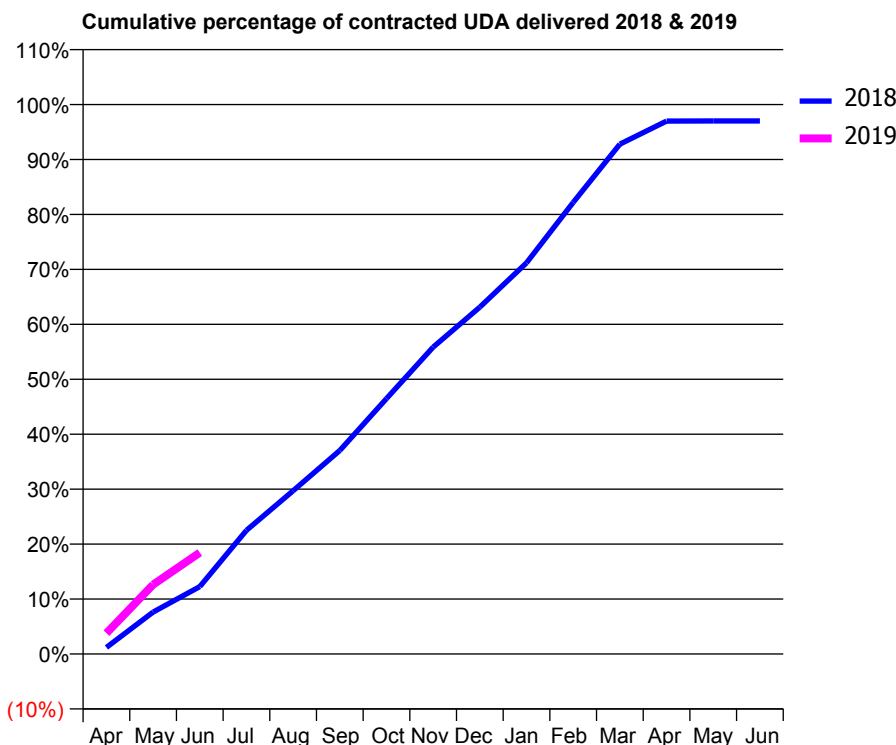
18/19 Contracted general activity (UDA)	25,619
Carry forward general activity (UDA)	0
18/19 Contracted orthodontic activity (UOA)	0
Carry forward orthodontic activity (UOA)	0
Baseline contract value	£620,437.06

### ACCESS\*

Patients seen in 24 months	Total	Change since previous quarter
Quarter ending June 2017	7,971	
Quarter ending September 2017	7,929	→
Quarter ending December 2017	8,108	↑
Quarter ending March 2018	8,317	↑
Quarter ending June 2018	8,285	→
<b>Variance since June 2017</b>	<b>3.9%</b>	<b>↑</b>



### ACTIVITY



Month	Adjusted Scheduled Activity (UDA)	
	2018	2019
April	308	975
May	1,953	3,233
June	3,140	4,729
July	5,765	
August	7,613	
September	9,490	
October	11,907	
November	14,310	
December	16,176	
January	18,239	
February	21,055	
March	23,770	
April	24,846	
May	24,851	
June	24,851	

### QUALITY

	Quantity	Base Number	Contract	AT	Region	England
% of FP17s for the same patient ID Re-attending within 3 months - Children	48	750	6.4%	9.3%	11.3%	11.5%
% of FP17s for the same patient ID Re-attending within 3 months - Adults	385	2,898	13.3%	13.1%	14.9%	15.4%
% of FP17s for the same patient ID Re-attending between 3 & 9 months - Children	631	750	84.1%	61.2%	60.0%	58.9%
% of FP17s for the same patient ID Re-attending between 3 & 9 months - Adults	2,081	2,898	71.8%	55.8%	52.6%	51.6%
% of FP17s for Band 1 Urgent Courses	196	3,082	6.4%	6.9%	7.9%	8.9%
% of FP17s Relating to Free Repair or Replacements	42	3,082	1.4%	0.9%	0.8%	0.8%
% of FP17s Relating to Continuations	43	3,082	1.4%	1.1%	0.9%	0.9%
% of Patients satisfied with the dentistry they have received	14	14	100.0%	93.4%	93.2%	93.2%
% of Patients satisfied with the time they had to wait for an appointment	14	14	100.0%	90.7%	89.1%	88.8%

\* This is based on patients treated on this contract for their most recent course of treatment. Figures in italics indicate the base number of FP17s or Patient Questionnaire responses are less than 100. N/A is shown where the base number of responses is less than 10 during the period. % is calculated as Quantity/Base number\*100

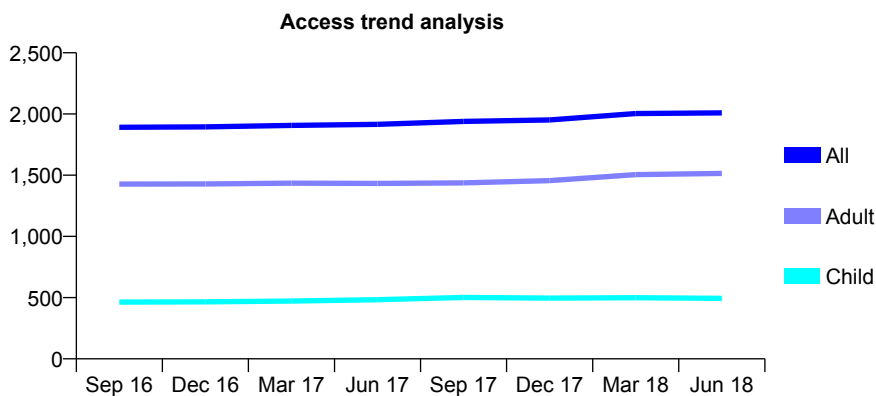
## Q60 - Vital Signs At a Glance Contract Report for 574880/0001 - June 2018

Name or company name	MR MB WARAICH
Contract type name	GDS Contract
Purpose of contract	General and Orthodontic
Contract start date	01/04/2006
Contract end date	

18/19 Contracted general activity (UDA)	6,462
Carry forward general activity (UDA)	0
18/19 Contracted orthodontic activity (UOA)	1,462
Carry forward orthodontic activity (UOA)	0
Baseline contract value	£211,373.52

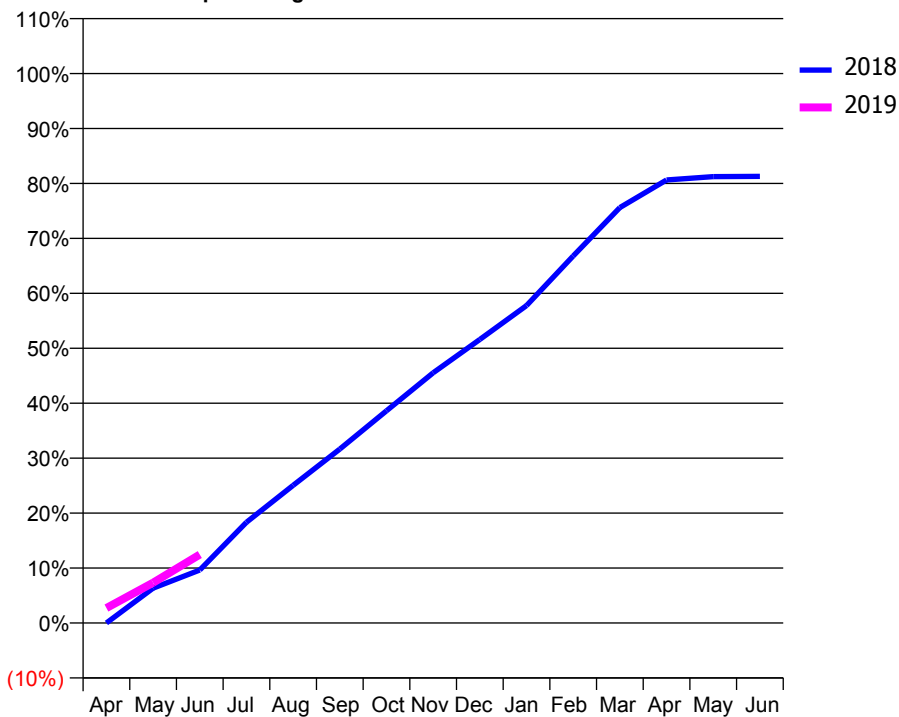
### ACCESS\*

Patients seen in 24 months	Total	Change since previous quarter
Quarter ending June 2017	1,916	
Quarter ending September 2017	1,939	→
Quarter ending December 2017	1,952	→
Quarter ending March 2018	2,004	↑
Quarter ending June 2018	2,009	→
<b>Variance since June 2017</b>	<b>4.9%</b>	<b>↑</b>



### ACTIVITY

Cumulative percentage of contracted UDA delivered 2018 & 2019



Month	Adjusted Scheduled Activity (UDA)	
	2018	2019
April	0	177
May	411	475
June	624	806
July	1,185	
August	1,618	
September	2,045	
October	2,496	
November	2,943	
December	3,334	
January	3,733	
February	4,317	
March	4,886	
April	5,209	
May	5,250	
June	5,253	

### QUALITY

	Quantity	Base Number	Contract	AT	Region	England
% of FP17s for the same patient ID Re-attending within 3 months - Children	4	176	2.3%	9.3%	11.3%	11.5%
% of FP17s for the same patient ID Re-attending within 3 months - Adults	53	500	10.6%	13.1%	14.9%	15.4%
% of FP17s for the same patient ID Re-attending between 3 & 9 months - Children	80	176	45.5%	61.2%	60.0%	58.9%
% of FP17s for the same patient ID Re-attending between 3 & 9 months - Adults	314	500	62.8%	55.8%	52.6%	51.6%
% of FP17s for Band 1 Urgent Courses	20	468	4.3%	6.9%	7.9%	8.9%
% of FP17s Relating to Free Repair or Replacements	1	468	0.2%	0.9%	0.8%	0.8%
% of FP17s Relating to Continuations	0	468	0.0%	1.1%	0.9%	0.9%
% of Patients satisfied with the dentistry they have received	2	2	N/A	93.4%	93.2%	93.2%
% of Patients satisfied with the time they had to wait for an appointment	2	2	N/A	90.7%	89.1%	88.8%

\* This is based on patients treated on this contract for their most recent course of treatment. Figures in italics indicate the base number of FP17s or Patient Questionnaire responses are less than 100. N/A is shown where the base number of responses is less than 10 during the period. % is calculated as Quantity/Base number\*100

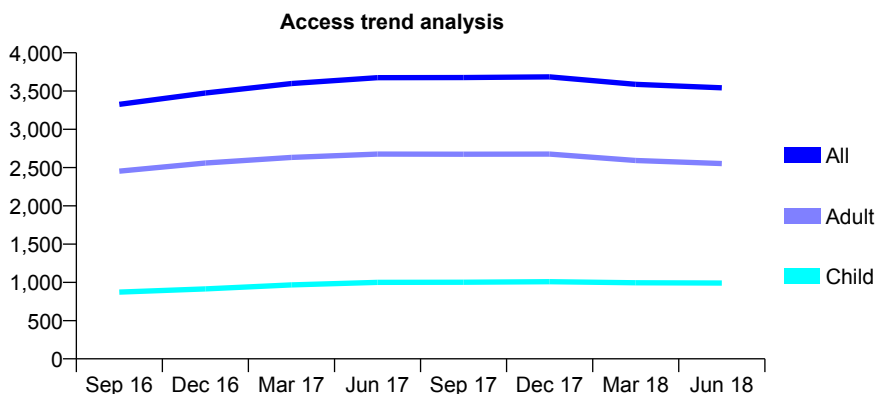
## Q60 - Vital Signs At a Glance Contract Report for 575917/0001 - June 2018

Name or company name	Ambleside Dental Practice
Contract type name	GDS Contract
Purpose of contract	General
Contract start date	01/04/2006
Contract end date	

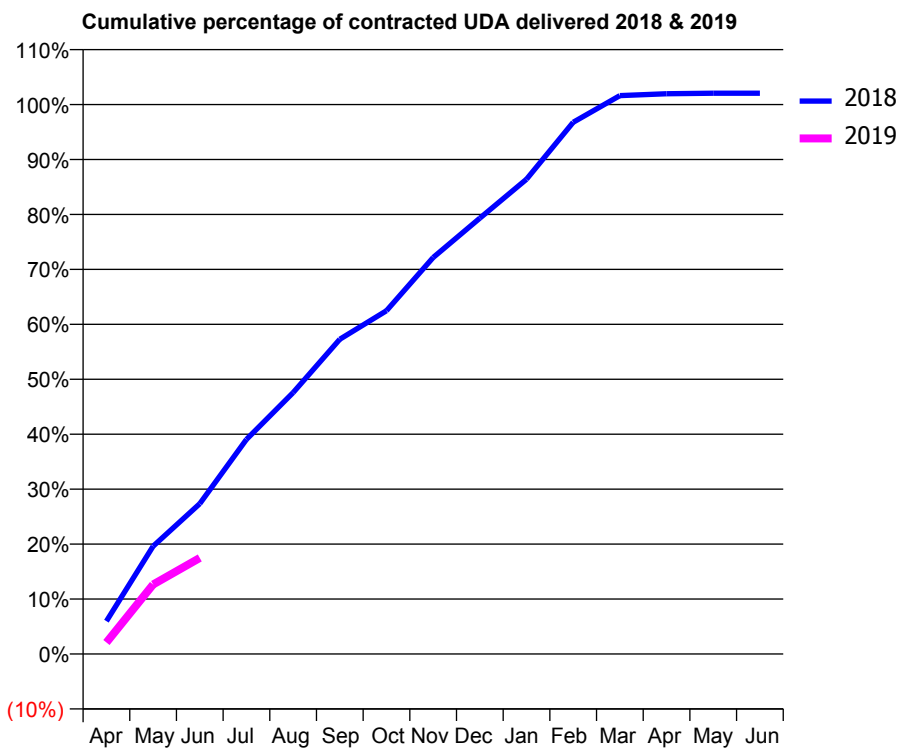
18/19 Contracted general activity (UDA)	13,542
Carry forward general activity (UDA)	0
18/19 Contracted orthodontic activity (UOA)	0
Carry forward orthodontic activity (UOA)	0
Baseline contract value	£457,813.76

### ACCESS\*

Patients seen in 24 months	Total	Change since previous quarter
Quarter ending June 2017	3,675	
Quarter ending September 2017	3,676	→
Quarter ending December 2017	3,685	→
Quarter ending March 2018	3,587	↓
Quarter ending June 2018	3,543	↓
<b>Variance since June 2017</b>	<b>(3.6%)</b>	<b>↓</b>



### ACTIVITY



Month	Adjusted Scheduled Activity (UDA)	
	2018	2019
April	721	286
May	2,367	1,713
June	3,303	2,369
July	4,713	
August	5,741	
September	6,912	
October	7,539	
November	8,708	
December	9,570	
January	10,428	
February	11,675	
March	12,262	
April	12,302	
May	12,315	
June	12,316	

### QUALITY

	Quantity	Base Number	Contract	AT	Region	England
% of FP17s for the same patient ID Re-attending within 3 months - Children	19	324	5.9%	9.3%	11.3%	11.5%
% of FP17s for the same patient ID Re-attending within 3 months - Adults	132	866	15.2%	13.1%	14.9%	15.4%
% of FP17s for the same patient ID Re-attending between 3 & 9 months - Children	206	324	63.6%	61.2%	60.0%	58.9%
% of FP17s for the same patient ID Re-attending between 3 & 9 months - Adults	538	866	62.1%	55.8%	52.6%	51.6%
% of FP17s for Band 1 Urgent Courses	76	1,158	6.6%	6.9%	7.9%	8.9%
% of FP17s Relating to Free Repair or Replacements	14	1,158	1.2%	0.9%	0.8%	0.8%
% of FP17s Relating to Continuations	6	1,158	0.5%	1.1%	0.9%	0.9%
% of Patients satisfied with the dentistry they have received	17	18	94.4%	93.4%	93.2%	93.2%
% of Patients satisfied with the time they had to wait for an appointment	16	18	88.9%	90.7%	89.1%	88.8%

\* This is based on patients treated on this contract for their most recent course of treatment. Figures in italics indicate the base number of FP17s or Patient Questionnaire responses are less than 100. N/A is shown where the base number of responses is less than 10 during the period. % is calculated as Quantity/Base number\*100

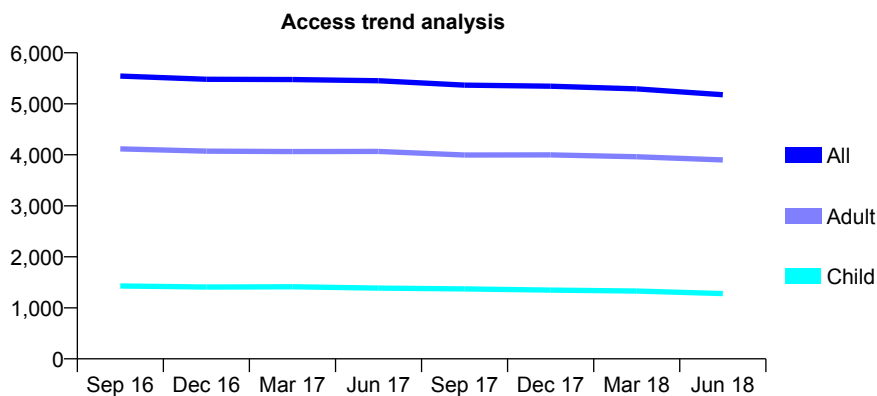
## Q60 - Vital Signs At a Glance Contract Report for 577391/0001 - June 2018

Name or company name	MR KW MYERS
Contract type name	GDS Contract
Purpose of contract	General
Contract start date	01/04/2006
Contract end date	

18/19 Contracted general activity (UDA)	14,335
Carry forward general activity (UDA)	0
18/19 Contracted orthodontic activity (UOA)	0
Carry forward orthodontic activity (UOA)	0
Baseline contract value	£402,196.64

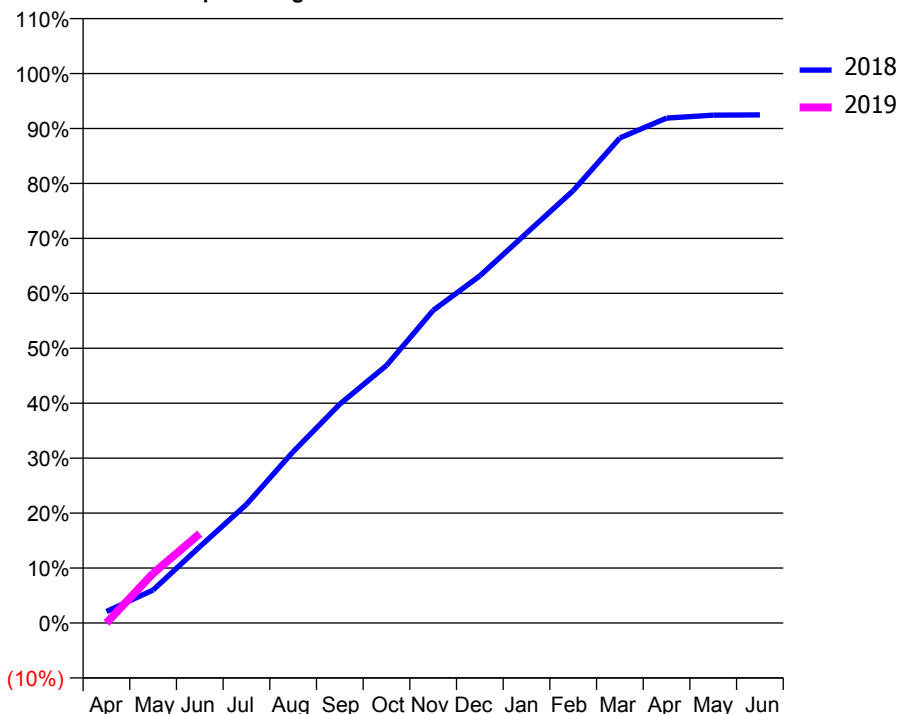
### ACCESS\*

Patients seen in 24 months	Total	Change since previous quarter
Quarter ending June 2017	5,452	
Quarter ending September 2017	5,366	↓
Quarter ending December 2017	5,345	→
Quarter ending March 2018	5,293	→
Quarter ending June 2018	5,178	↓
<b>Variance since June 2017</b>	<b>(5.0%)</b>	<b>↓</b>



### ACTIVITY

Cumulative percentage of contracted UDA delivered 2018 & 2019



Month	Adjusted Scheduled Activity (UDA)	
	2018	2019
April	302	0
May	862	1,296
June	1,992	2,333
July	3,095	
August	4,468	
September	5,710	
October	6,721	
November	8,155	
December	9,056	
January	10,171	
February	11,280	
March	12,653	
April	13,171	
May	13,250	
June	13,255	

### QUALITY

	Quantity	Base Number	Contract	AT	Region	England
% of FP17s for the same patient ID Re-attending within 3 months - Children	23	470	4.9%	9.3%	11.3%	11.5%
% of FP17s for the same patient ID Re-attending within 3 months - Adults	165	1,039	15.9%	13.1%	14.9%	15.4%
% of FP17s for the same patient ID Re-attending between 3 & 9 months - Children	392	470	83.4%	61.2%	60.0%	58.9%
% of FP17s for the same patient ID Re-attending between 3 & 9 months - Adults	460	1,039	44.3%	55.8%	52.6%	51.6%
% of FP17s for Band 1 Urgent Courses	68	1,255	5.4%	6.9%	7.9%	8.9%
% of FP17s Relating to Free Repair or Replacements	6	1,255	0.5%	0.9%	0.8%	0.8%
% of FP17s Relating to Continuations	33	1,255	2.6%	1.1%	0.9%	0.9%
% of Patients satisfied with the dentistry they have received	10	11	90.9%	93.4%	93.2%	93.2%
% of Patients satisfied with the time they had to wait for an appointment	8	11	72.7%	90.7%	89.1%	88.8%

\* This is based on patients treated on this contract for their most recent course of treatment. Figures in italics indicate the base number of FP17s or Patient Questionnaire responses are less than 100. N/A is shown where the base number of responses is less than 10 during the period. % is calculated as Quantity/Base number\*100



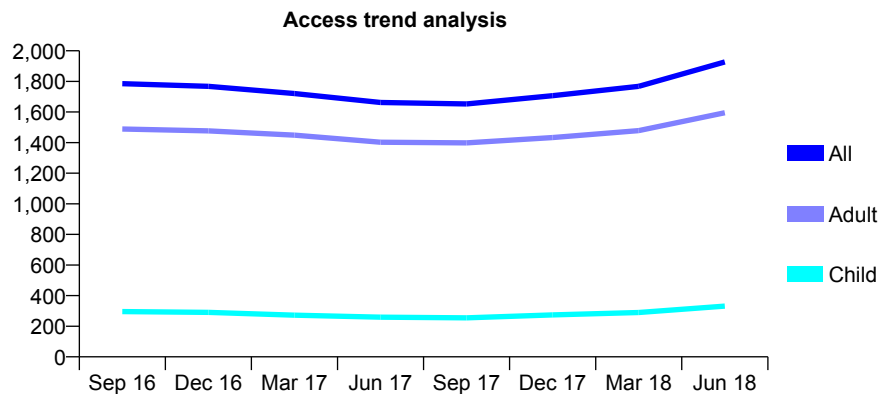
## Q60 - Vital Signs At a Glance Contract Report for 604771/0001 - June 2018

Name or company name	MRS AK Chohan
Contract type name	GDS Contract
Purpose of contract	General
Contract start date	09/03/2013
Contract end date	

18/19 Contracted general activity (UDA)	7,664
Carry forward general activity (UDA)	0
18/19 Contracted orthodontic activity (UOA)	0
Carry forward orthodontic activity (UOA)	0
Baseline contract value	£170,296.92

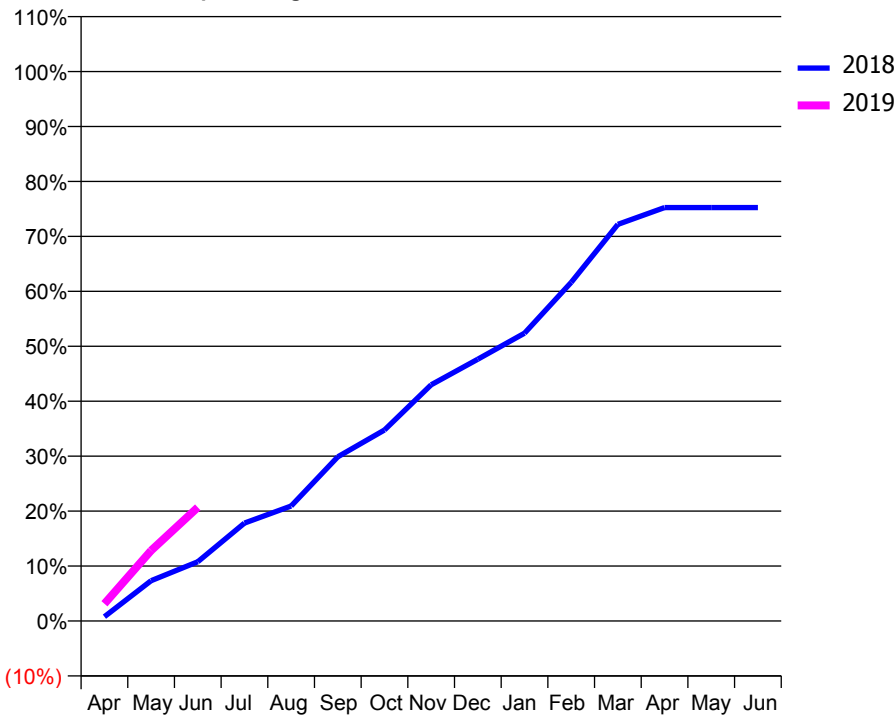
### ACCESS\*

Patients seen in 24 months	Total	Change since previous quarter
Quarter ending June 2017	1,662	
Quarter ending September 2017	1,653	→
Quarter ending December 2017	1,707	↑
Quarter ending March 2018	1,768	↑
Quarter ending June 2018	1,927	↑
<b>Variance since June 2017</b>	<b>15.9%</b>	<b>↑</b>



### ACTIVITY

Cumulative percentage of contracted UDA delivered 2018 & 2019



Month	Adjusted Scheduled Activity (UDA)	
	2018	2019
April	60	241
May	562	984
June	827	1,585
July	1,365	
August	1,604	
September	2,291	
October	2,665	
November	3,295	
December	3,653	
January	4,014	
February	4,724	
March	5,533	
April	5,766	
May	5,766	
June	5,766	

### QUALITY

	Quantity	Base Number	Contract	AT	Region	England
% of FP17s for the same patient ID Re-attending within 3 months - Children	8	146	5.5%	9.3%	11.3%	11.5%
% of FP17s for the same patient ID Re-attending within 3 months - Adults	73	614	11.9%	13.1%	14.9%	15.4%
% of FP17s for the same patient ID Re-attending between 3 & 9 months - Children	45	146	30.8%	61.2%	60.0%	58.9%
% of FP17s for the same patient ID Re-attending between 3 & 9 months - Adults	273	614	44.5%	55.8%	52.6%	51.6%
% of FP17s for Band 1 Urgent Courses	31	642	4.8%	6.9%	7.9%	8.9%
% of FP17s Relating to Free Repair or Replacements	10	642	1.6%	0.9%	0.8%	0.8%
% of FP17s Relating to Continuations	4	642	0.6%	1.1%	0.9%	0.9%
% of Patients satisfied with the dentistry they have received	4	4	N/A	93.4%	93.2%	93.2%
% of Patients satisfied with the time they had to wait for an appointment	3	4	N/A	90.7%	89.1%	88.8%

\* This is based on patients treated on this contract for their most recent course of treatment. Figures in italics indicate the base number of FP17s or Patient Questionnaire responses are less than 100. N/A is shown where the base number of responses is less than 10 during the period. % is calculated as Quantity/Base number\*100

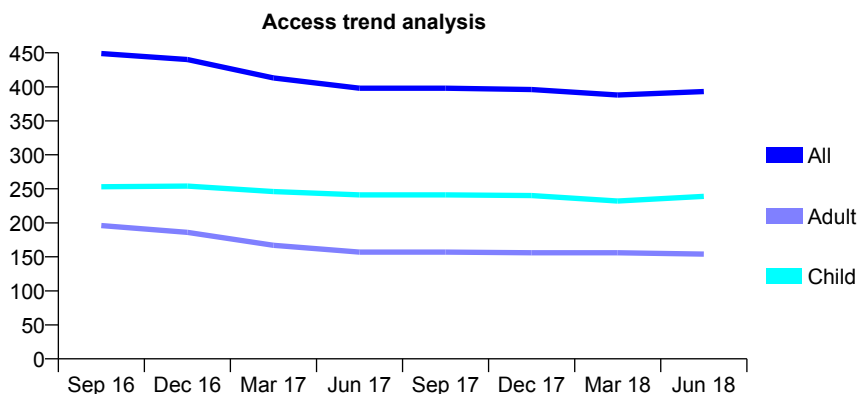
## Q60 - Vital Signs At a Glance Contract Report for 623008/0002 - June 2018

Name or company name	MR H RAVAL
Contract type name	GDS Contract
Purpose of contract	General
Contract start date	12/02/2013
Contract end date	

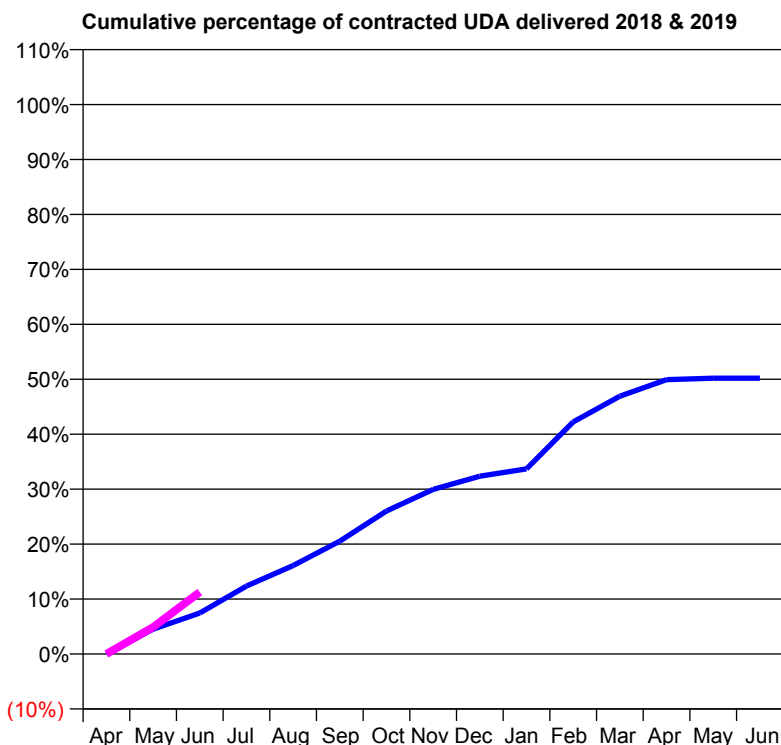
18/19 Contracted general activity (UDA)	1,882
Carry forward general activity (UDA)	0
18/19 Contracted orthodontic activity (UOA)	0
Carry forward orthodontic activity (UOA)	0
Baseline contract value	£48,583.36

### ACCESS\*

Patients seen in 24 months	Total	Change since previous quarter
Quarter ending June 2017	398	
Quarter ending September 2017	398	→
Quarter ending December 2017	396	→
Quarter ending March 2018	388	↓
Quarter ending June 2018	393	→
<b>Variance since June 2017</b>	<b>(1.3%)</b>	<b>↓</b>



### ACTIVITY



Month	Adjusted Scheduled Activity (UDA)	
	2018	2019
April	0	0
May	85	92
June	140	212
July	233	
August	303	
September	386	
October	490	
November	564	
December	609	
January	634	
February	795	
March	883	
April	940	
May	945	
June	945	

### QUALITY

	Quantity	Base Number	Contract	AT	Region	England
% of FP17s for the same patient ID Re-attending within 3 months - Children	21	119	17.6%	9.3%	11.3%	11.5%
% of FP17s for the same patient ID Re-attending within 3 months - Adults	9	45	20.0%	13.1%	14.9%	15.4%
% of FP17s for the same patient ID Re-attending between 3 & 9 months - Children	71	119	59.7%	61.2%	60.0%	58.9%
% of FP17s for the same patient ID Re-attending between 3 & 9 months - Adults	21	45	46.7%	55.8%	52.6%	51.6%
% of FP17s for Band 1 Urgent Courses	1	128	0.8%	6.9%	7.9%	8.9%
% of FP17s Relating to Free Repair or Replacements	0	128	0.0%	0.9%	0.8%	0.8%
% of FP17s Relating to Continuations	0	128	0.0%	1.1%	0.9%	0.9%
% of Patients satisfied with the dentistry they have received	1	1	N/A	93.4%	93.2%	93.2%
% of Patients satisfied with the time they had to wait for an appointment	1	1	N/A	90.7%	89.1%	88.8%

\* This is based on patients treated on this contract for their most recent course of treatment. Figures in italics indicate the base number of FP17s or Patient Questionnaire responses are less than 100. N/A is shown where the base number of responses is less than 10 during the period. % is calculated as Quantity/Base number\*100

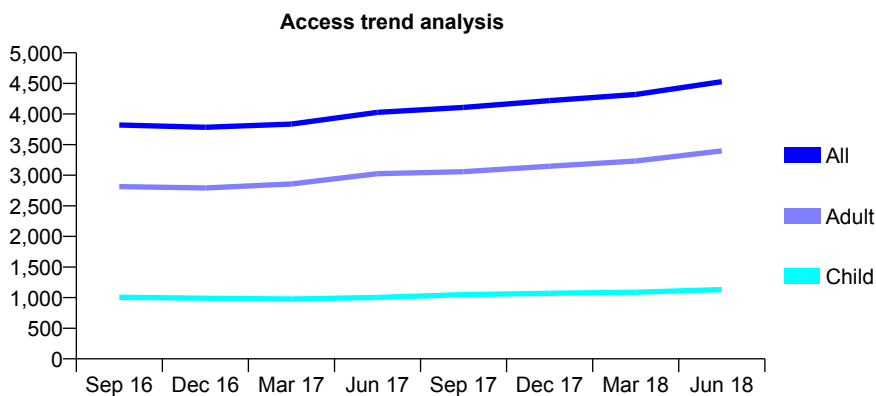
## Q60 - Vital Signs At a Glance Contract Report for 623083/0002 - June 2018

Name or company name	Woodhouse Dental Practice
Contract type name	GDS Contract
Purpose of contract	General
Contract start date	05/08/2010
Contract end date	

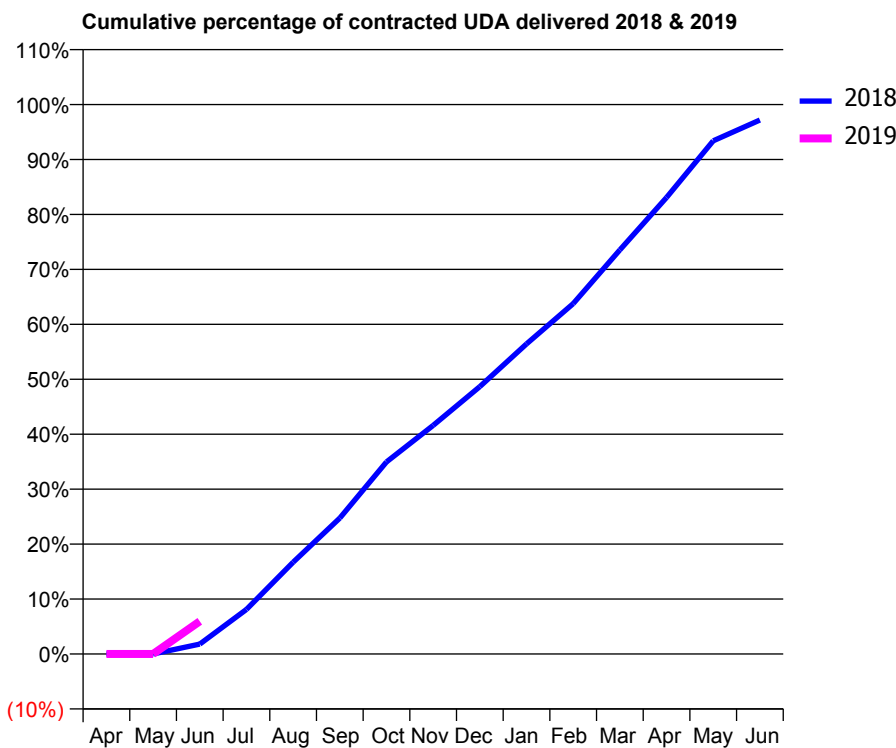
18/19 Contracted general activity (UDA)	13,902
Carry forward general activity (UDA)	0
18/19 Contracted orthodontic activity (UOA)	0
Carry forward orthodontic activity (UOA)	0
Baseline contract value	£382,655.54

### ACCESS\*

Patients seen in 24 months	Total	Change since previous quarter
Quarter ending June 2017	4,028	
Quarter ending September 2017	4,107	→
Quarter ending December 2017	4,218	↑
Quarter ending March 2018	4,319	↑
Quarter ending June 2018	4,529	↑
<b>Variance since June 2017</b>	<b>12.4%</b>	<b>↑</b>



### ACTIVITY



Month	Adjusted Scheduled Activity (UDA)	
	2018	2019
April	0	0
May	0	0
June	250	827
July	1,128	
August	2,322	
September	3,438	
October	4,861	
November	5,785	
December	6,764	
January	7,844	
February	8,863	
March	10,223	
April	11,550	
May	12,985	
June	13,509	

### QUALITY

	Quantity	Base Number	Contract	AT	Region	England
% of FP17s for the same patient ID Re-attending within 3 months - Children	43	534	8.1%	9.3%	11.3%	11.5%
% of FP17s for the same patient ID Re-attending within 3 months - Adults	182	1,419	12.8%	13.1%	14.9%	15.4%
% of FP17s for the same patient ID Re-attending between 3 & 9 months - Children	369	534	69.1%	61.2%	60.0%	58.9%
% of FP17s for the same patient ID Re-attending between 3 & 9 months - Adults	618	1,419	43.6%	55.8%	52.6%	51.6%
% of FP17s for Band 1 Urgent Courses	18	468	3.8%	6.9%	7.9%	8.9%
% of FP17s Relating to Free Repair or Replacements	4	468	0.9%	0.9%	0.8%	0.8%
% of FP17s Relating to Continuations	5	468	1.1%	1.1%	0.9%	0.9%
% of Patients satisfied with the dentistry they have received	5	5	N/A	93.4%	93.2%	93.2%
% of Patients satisfied with the time they had to wait for an appointment	5	5	N/A	90.7%	89.1%	88.8%

\* This is based on patients treated on this contract for their most recent course of treatment. Figures in italics indicate the base number of FP17s or Patient Questionnaire responses are less than 100. N/A is shown where the base number of responses is less than 10 during the period. % is calculated as Quantity/Base number\*100

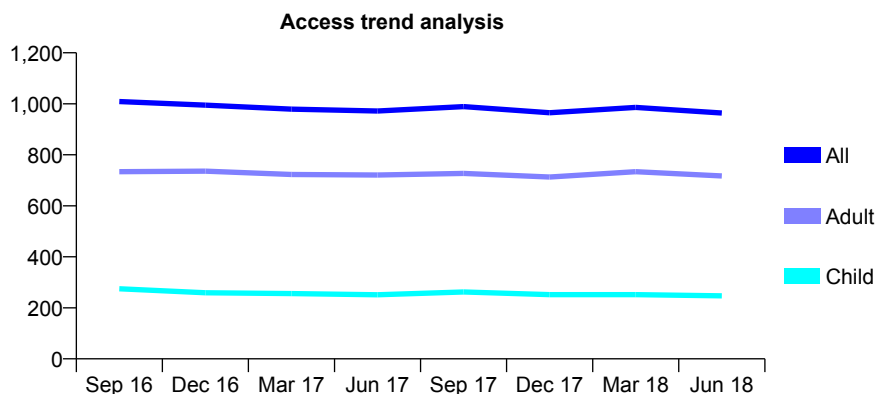
## Q60 - Vital Signs At a Glance Contract Report for 634549/0001 - June 2018

Name or company name	MR JP HEALY
Contract type name	GDS Contract
Purpose of contract	General
Contract start date	01/04/2006
Contract end date	

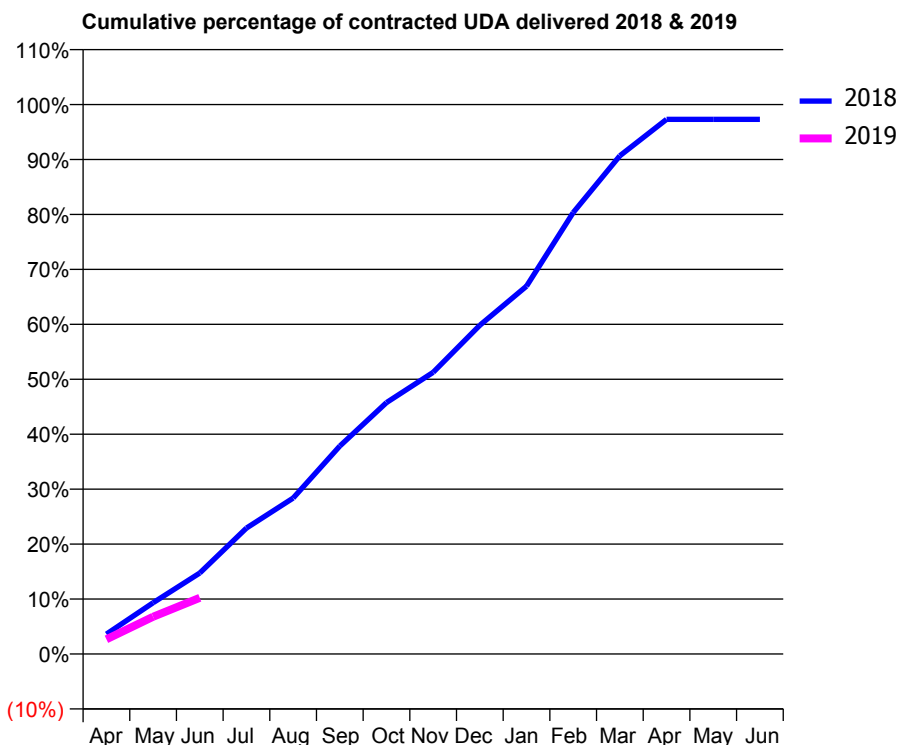
18/19 Contracted general activity (UDA)	3,427
Carry forward general activity (UDA)	0
18/19 Contracted orthodontic activity (UOA)	0
Carry forward orthodontic activity (UOA)	0
Baseline contract value	£83,520.06

### ACCESS\*

Patients seen in 24 months	Total	Change since previous quarter
Quarter ending June 2017	972	
Quarter ending September 2017	989	→
Quarter ending December 2017	965	↓
Quarter ending March 2018	986	↑
Quarter ending June 2018	964	↓
<b>Variance since June 2017</b>	<b>(0.8%)</b>	<b>→</b>



### ACTIVITY



Month	Adjusted Scheduled Activity (UDA)	
	2018	2019
April	125	92
May	320	233
June	505	351
July	785	
August	973	
September	1,297	
October	1,568	
November	1,757	
December	2,050	
January	2,294	
February	2,753	
March	3,107	
April	3,334	
May	3,334	
June	3,334	

### QUALITY

	Quantity	Base Number	Contract	AT	Region	England
% of FP17s for the same patient ID Re-attending within 3 months - Children	6	65	9.2%	9.3%	11.3%	11.5%
% of FP17s for the same patient ID Re-attending within 3 months - Adults	32	228	14.0%	13.1%	14.9%	15.4%
% of FP17s for the same patient ID Re-attending between 3 & 9 months - Children	38	65	58.5%	61.2%	60.0%	58.9%
% of FP17s for the same patient ID Re-attending between 3 & 9 months - Adults	147	228	64.5%	55.8%	52.6%	51.6%
% of FP17s for Band 1 Urgent Courses	4	231	1.7%	6.9%	7.9%	8.9%
% of FP17s Relating to Free Repair or Replacements	1	231	0.4%	0.9%	0.8%	0.8%
% of FP17s Relating to Continuations	10	231	4.3%	1.1%	0.9%	0.9%
% of Patients satisfied with the dentistry they have received	3	3	N/A	93.4%	93.2%	93.2%
% of Patients satisfied with the time they had to wait for an appointment	3	3	N/A	90.7%	89.1%	88.8%

\* This is based on patients treated on this contract for their most recent course of treatment. Figures in italics indicate the base number of FP17s or Patient Questionnaire responses are less than 100. N/A is shown where the base number of responses is less than 10 during the period. % is calculated as Quantity/Base number\*100

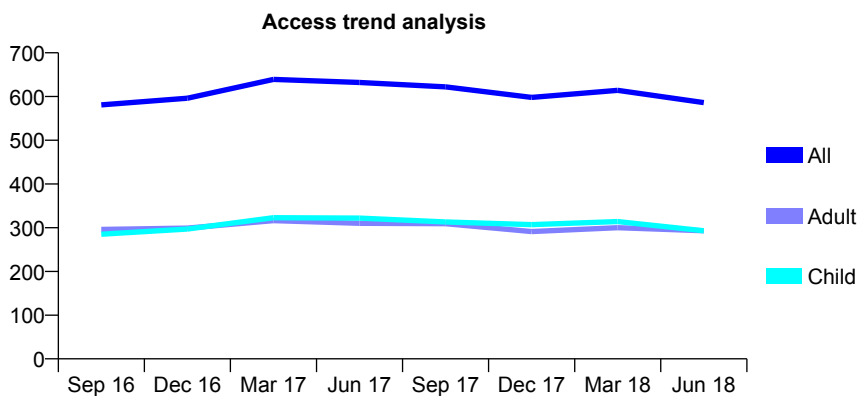
## Q60 - Vital Signs At a Glance Contract Report for 643203/0001 - June 2018

Name or company name	MR GP MANZIE
Contract type name	GDS Contract
Purpose of contract	General and Orthodontic
Contract start date	01/04/2006
Contract end date	

18/19 Contracted general activity (UDA)	1,646
Carry forward general activity (UDA)	0
18/19 Contracted orthodontic activity (UOA)	492
Carry forward orthodontic activity (UOA)	0
Baseline contract value	£80,607.78

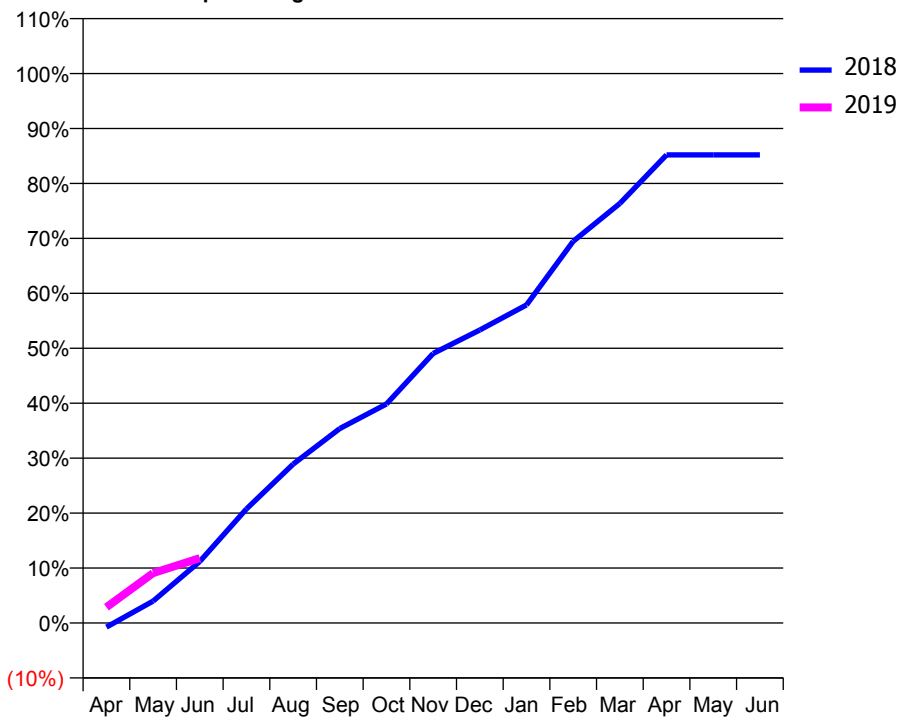
### ACCESS\*

Patients seen in 24 months	Total	Change since previous quarter
Quarter ending June 2017	632	
Quarter ending September 2017	622	↓
Quarter ending December 2017	598	↓
Quarter ending March 2018	614	↑
Quarter ending June 2018	586	↓
<b>Variance since June 2017</b>	<b>(7.3%)</b>	<b>↓</b>



### ACTIVITY

Cumulative percentage of contracted UDA delivered 2018 & 2019



Month	Adjusted Scheduled Activity (UDA)	
	2018	2019
April	-13	47
May	66	150
June	184	194
July	342	
August	476	
September	582	
October	656	
November	807	
December	878	
January	953	
February	1,143	
March	1,257	
April	1,402	
May	1,402	
June	1,402	

### QUALITY

	Quantity	Base Number	Contract	AT	Region	England
% of FP17s for the same patient ID Re-attending within 3 months - Children	2	88	2.3%	9.3%	11.3%	11.5%
% of FP17s for the same patient ID Re-attending within 3 months - Adults	9	72	12.5%	13.1%	14.9%	15.4%
% of FP17s for the same patient ID Re-attending between 3 & 9 months - Children	51	88	58.0%	61.2%	60.0%	58.9%
% of FP17s for the same patient ID Re-attending between 3 & 9 months - Adults	29	72	40.3%	55.8%	52.6%	51.6%
% of FP17s for Band 1 Urgent Courses	7	87	8.0%	6.9%	7.9%	8.9%
% of FP17s Relating to Free Repair or Replacements	0	87	0.0%	0.9%	0.8%	0.8%
% of FP17s Relating to Continuations	0	87	0.0%	1.1%	0.9%	0.9%
% of Patients satisfied with the dentistry they have received	0	0	N/A	93.4%	93.2%	93.2%
% of Patients satisfied with the time they had to wait for an appointment	0	0	N/A	90.7%	89.1%	88.8%

\* This is based on patients treated on this contract for their most recent course of treatment. Figures in italics indicate the base number of FP17s or Patient Questionnaire responses are less than 100. N/A is shown where the base number of responses is less than 10 during the period. % is calculated as Quantity/Base number\*100

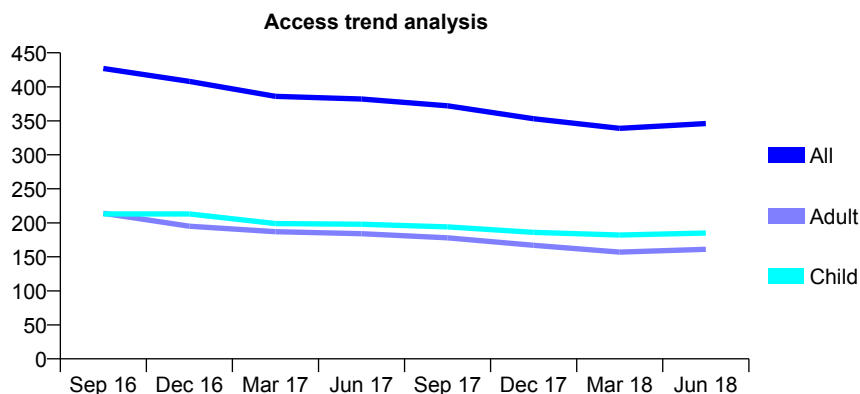
## Q60 - Vital Signs At a Glance Contract Report for 652768/0002 - June 2018

Name or company name	MRS NC LAVELLE
Contract type name	GDS Contract
Purpose of contract	General
Contract start date	01/08/2011
Contract end date	

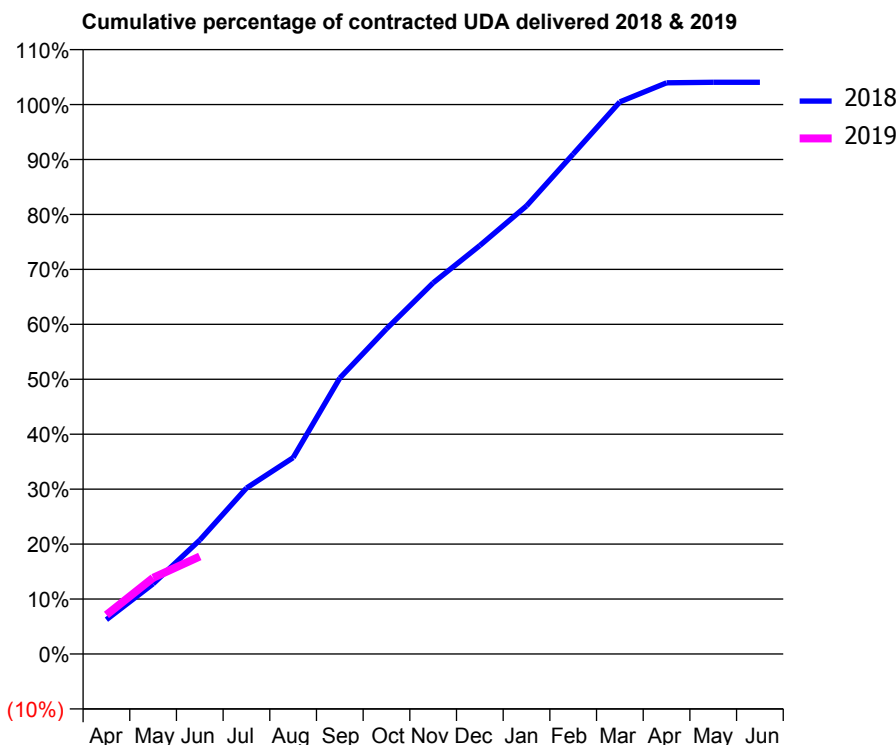
18/19 Contracted general activity (UDA)	1,349
Carry forward general activity (UDA)	0
18/19 Contracted orthodontic activity (UOA)	0
Carry forward orthodontic activity (UOA)	0
Baseline contract value	£28,339.12

### ACCESS\*

Patients seen in 24 months	Total	Change since previous quarter
Quarter ending June 2017	382	
Quarter ending September 2017	372	↓
Quarter ending December 2017	353	↓
Quarter ending March 2018	339	↓
Quarter ending June 2018	346	↑
<b>Variance since June 2017</b>	<b>(9.4%)</b>	<b>↓</b>



### ACTIVITY



Adjusted Scheduled Activity (UDA)		
Month	2018	2019
April	84	96
May	172	187
June	280	240
July	407	
August	482	
September	678	
October	798	
November	911	
December	1,003	
January	1,100	
February	1,227	
March	1,355	
April	1,402	
May	1,403	
June	1,403	

### QUALITY

	Quantity	Base Number	Contract	AT	Region	England
% of FP17s for the same patient ID Re-attending within 3 months - Children	15	84	17.9%	9.3%	11.3%	11.5%
% of FP17s for the same patient ID Re-attending within 3 months - Adults	13	59	22.0%	13.1%	14.9%	15.4%
% of FP17s for the same patient ID Re-attending between 3 & 9 months - Children	50	84	59.5%	61.2%	60.0%	58.9%
% of FP17s for the same patient ID Re-attending between 3 & 9 months - Adults	35	59	59.3%	55.8%	52.6%	51.6%
% of FP17s for Band 1 Urgent Courses	8	117	6.8%	6.9%	7.9%	8.9%
% of FP17s Relating to Free Repair or Replacements	0	117	0.0%	0.9%	0.8%	0.8%
% of FP17s Relating to Continuations	2	117	1.7%	1.1%	0.9%	0.9%
% of Patients satisfied with the dentistry they have received	0	0	N/A	93.4%	93.2%	93.2%
% of Patients satisfied with the time they had to wait for an appointment	0	0	N/A	90.7%	89.1%	88.8%

\* This is based on patients treated on this contract for their most recent course of treatment. Figures in italics indicate the base number of FP17s or Patient Questionnaire responses are less than 100. N/A is shown where the base number of responses is less than 10 during the period. % is calculated as Quantity/Base number\*100

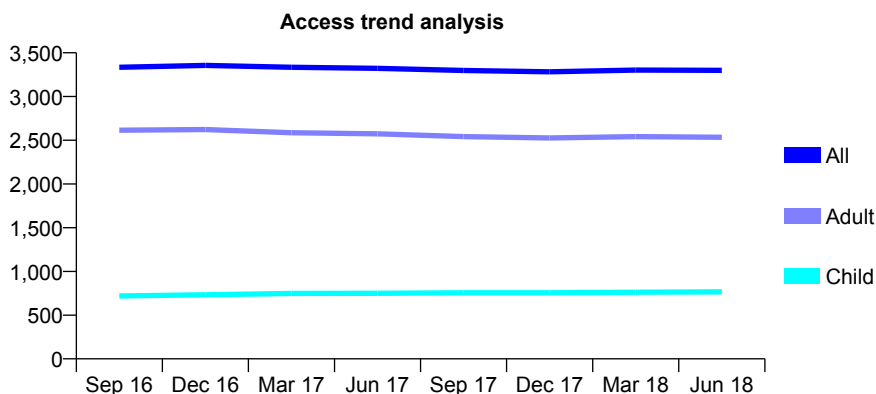
## Q60 - Vital Signs At a Glance Contract Report for 653071/0001 - June 2018

Name or company name	MISS SS KHAIRA
Contract type name	GDS Contract
Purpose of contract	General
Contract start date	01/05/2011
Contract end date	

18/19 Contracted general activity (UDA)	10,251
Carry forward general activity (UDA)	0
18/19 Contracted orthodontic activity (UOA)	0
Carry forward orthodontic activity (UOA)	0
Baseline contract value	£205,487.21

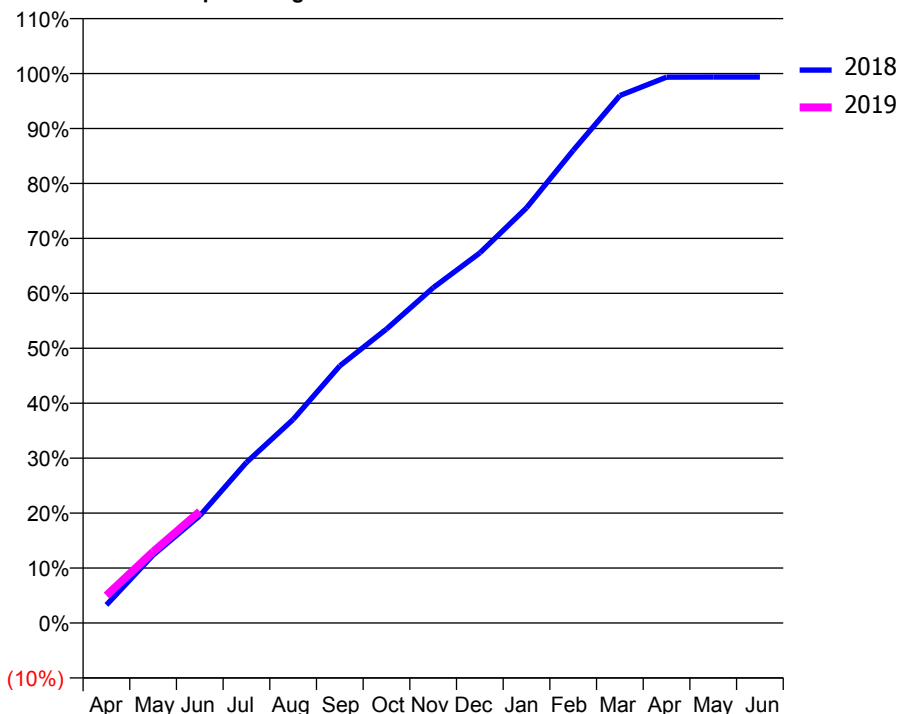
### ACCESS\*

Patients seen in 24 months	Total	Change since previous quarter
Quarter ending June 2017	3,323	
Quarter ending September 2017	3,298	→
Quarter ending December 2017	3,282	→
Quarter ending March 2018	3,303	→
Quarter ending June 2018	3,300	→
<b>Variance since June 2017</b>	<b>(0.7%)</b>	→



### ACTIVITY

Cumulative percentage of contracted UDA delivered 2018 & 2019



Month	Adjusted Scheduled Activity (UDA)	
	2018	2019
April	324	513
May	1,217	1,329
June	1,923	2,081
July	2,879	
August	3,650	
September	4,609	
October	5,270	
November	6,011	
December	6,635	
January	7,443	
February	8,473	
March	9,455	
April	9,786	
May	9,787	
June	9,787	

### QUALITY

	Quantity	Base Number	Contract	AT	Region	England
% of FP17s for the same patient ID Re-attending within 3 months - Children	30	319	9.4%	9.3%	11.3%	11.5%
% of FP17s for the same patient ID Re-attending within 3 months - Adults	86	857	10.0%	13.1%	14.9%	15.4%
% of FP17s for the same patient ID Re-attending between 3 & 9 months - Children	206	319	64.6%	61.2%	60.0%	58.9%
% of FP17s for the same patient ID Re-attending between 3 & 9 months - Adults	529	857	61.7%	55.8%	52.6%	51.6%
% of FP17s for Band 1 Urgent Courses	29	1,032	2.8%	6.9%	7.9%	8.9%
% of FP17s Relating to Free Repair or Replacements	18	1,032	1.7%	0.9%	0.8%	0.8%
% of FP17s Relating to Continuations	10	1,032	1.0%	1.1%	0.9%	0.9%
% of Patients satisfied with the dentistry they have received	4	5	N/A	93.4%	93.2%	93.2%
% of Patients satisfied with the time they had to wait for an appointment	5	5	N/A	90.7%	89.1%	88.8%

\* This is based on patients treated on this contract for their most recent course of treatment. Figures in italics indicate the base number of FP17s or Patient Questionnaire responses are less than 100. N/A is shown where the base number of responses is less than 10 during the period. % is calculated as Quantity/Base number\*100

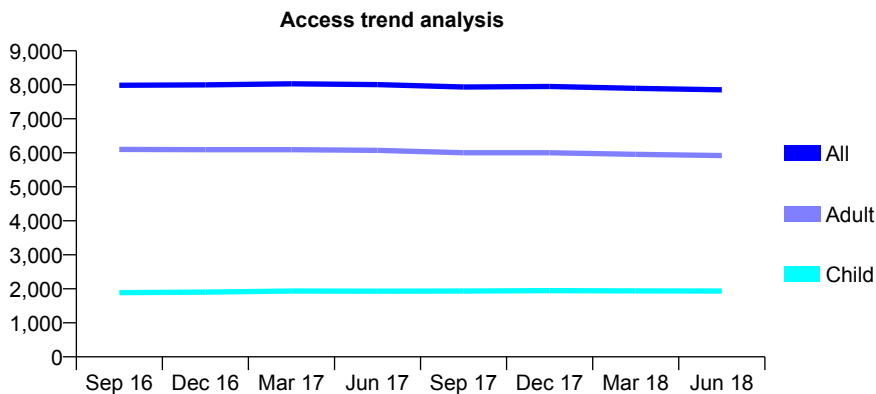
## Q60 - Vital Signs At a Glance Contract Report for 655813/0001 - June 2018

Name or company name	MR PR BASON
Contract type name	GDS Contract
Purpose of contract	General and Orthodontic
Contract start date	01/04/2006
Contract end date	

18/19 Contracted general activity (UDA)	23,040
Carry forward general activity (UDA)	0
18/19 Contracted orthodontic activity (UOA)	0
Carry forward orthodontic activity (UOA)	0
Baseline contract value	£665,958.28

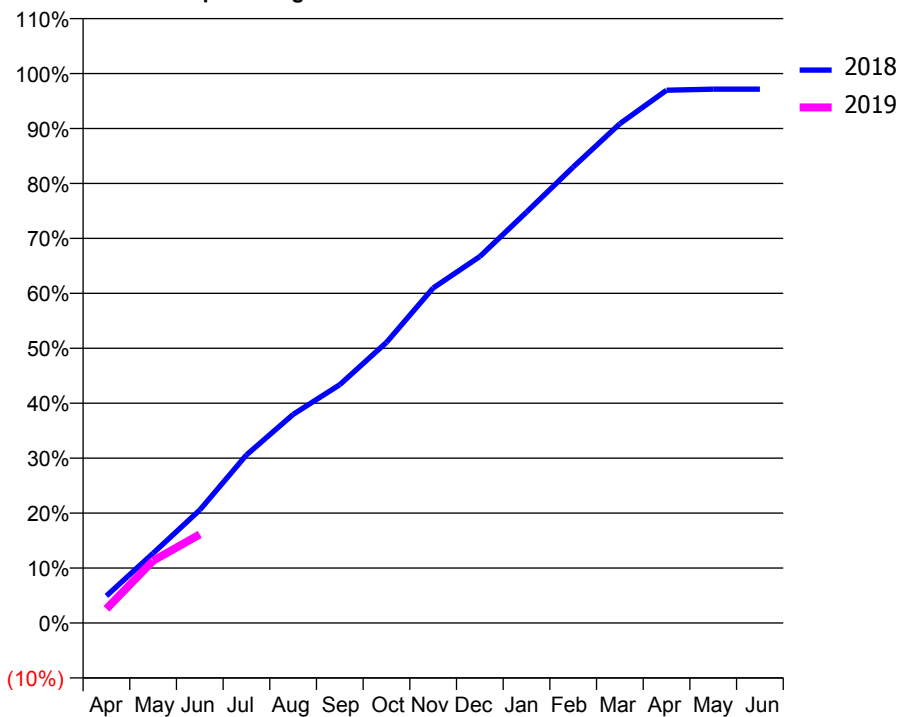
### ACCESS\*

Patients seen in 24 months	Total	Change since previous quarter
Quarter ending June 2017	8,005	
Quarter ending September 2017	7,935	→
Quarter ending December 2017	7,951	→
Quarter ending March 2018	7,897	→
Quarter ending June 2018	7,854	→
<b>Variance since June 2017</b>	<b>(1.9%)</b>	<b>↓</b>



### ACTIVITY

Cumulative percentage of contracted UDA delivered 2018 & 2019



Month	Adjusted Scheduled Activity (UDA)	
	2018	2019
April	1,139	593
May	2,925	2,613
June	4,738	3,718
July	7,050	
August	8,749	
September	9,992	
October	11,765	
November	14,046	
December	15,370	
January	17,232	
February	19,120	
March	20,935	
April	22,341	
May	22,385	
June	22,384	

### QUALITY

	Quantity	Base Number	Contract	AT	Region	England
% of FP17s for the same patient ID Re-attending within 3 months - Children	35	751	4.7%	9.3%	11.3%	11.5%
% of FP17s for the same patient ID Re-attending within 3 months - Adults	293	2,412	12.1%	13.1%	14.9%	15.4%
% of FP17s for the same patient ID Re-attending between 3 & 9 months - Children	524	751	69.8%	61.2%	60.0%	58.9%
% of FP17s for the same patient ID Re-attending between 3 & 9 months - Adults	1,808	2,412	75.0%	55.8%	52.6%	51.6%
% of FP17s for Band 1 Urgent Courses	53	2,365	2.2%	6.9%	7.9%	8.9%
% of FP17s Relating to Free Repair or Replacements	13	2,365	0.5%	0.9%	0.8%	0.8%
% of FP17s Relating to Continuations	75	2,365	3.2%	1.1%	0.9%	0.9%
% of Patients satisfied with the dentistry they have received	11	11	100.0%	93.4%	93.2%	93.2%
% of Patients satisfied with the time they had to wait for an appointment	11	11	100.0%	90.7%	89.1%	88.8%

\* This is based on patients treated on this contract for their most recent course of treatment. Figures in italics indicate the base number of FP17s or Patient Questionnaire responses are less than 100. N/A is shown where the base number of responses is less than 10 during the period. % is calculated as Quantity/Base number\*100



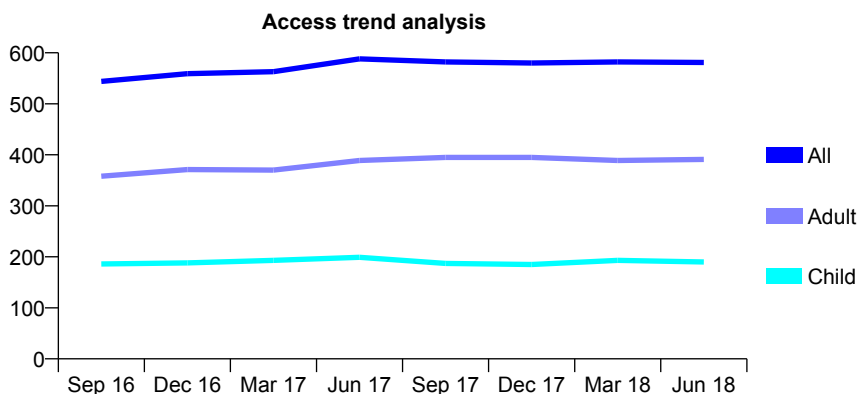
## Q60 - Vital Signs At a Glance Contract Report for 659398/0001 - June 2018

Name or company name	MR FD HARRINGTON
Contract type name	GDS Contract
Purpose of contract	General
Contract start date	01/04/2006
Contract end date	

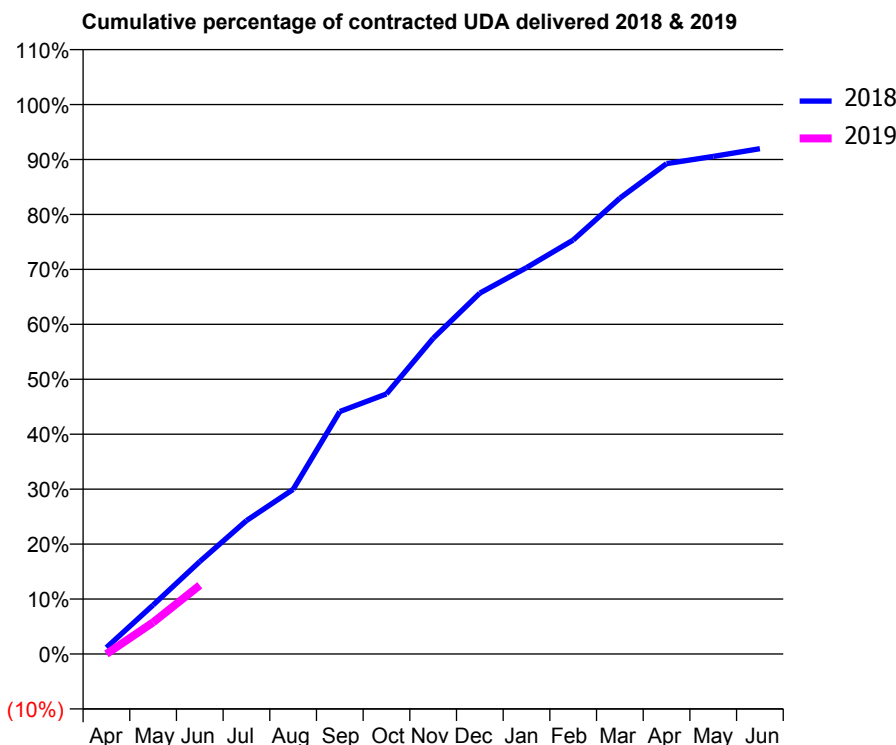
18/19 Contracted general activity (UDA)	1,282
Carry forward general activity (UDA)	0
18/19 Contracted orthodontic activity (UOA)	0
Carry forward orthodontic activity (UOA)	0
Baseline contract value	£36,013.02

### ACCESS\*

Patients seen in 24 months	Total	Change since previous quarter
Quarter ending June 2017	588	
Quarter ending September 2017	582	↓
Quarter ending December 2017	580	→
Quarter ending March 2018	582	→
Quarter ending June 2018	581	→
<b>Variance since June 2017</b>	<b>(1.2%)</b>	<b>↓</b>



### ACTIVITY



Adjusted Scheduled Activity (UDA)		
Month	2018	2019
April	15	0
May	114	74
June	216	160
July	311	
August	384	
September	566	
October	607	
November	736	
December	842	
January	901	
February	966	
March	1,064	
April	1,144	
May	1,161	
June	1,179	

### QUALITY

	Quantity	Base Number	Contract	AT	Region	England
% of FP17s for the same patient ID Re-attending within 3 months - Children	4	58	6.9%	9.3%	11.3%	11.5%
% of FP17s for the same patient ID Re-attending within 3 months - Adults	13	96	13.5%	13.1%	14.9%	15.4%
% of FP17s for the same patient ID Re-attending between 3 & 9 months - Children	20	58	34.5%	61.2%	60.0%	58.9%
% of FP17s for the same patient ID Re-attending between 3 & 9 months - Adults	30	96	31.3%	55.8%	52.6%	51.6%
% of FP17s for Band 1 Urgent Courses	17	96	17.7%	6.9%	7.9%	8.9%
% of FP17s Relating to Free Repair or Replacements	0	96	0.0%	0.9%	0.8%	0.8%
% of FP17s Relating to Continuations	0	96	0.0%	1.1%	0.9%	0.9%
% of Patients satisfied with the dentistry they have received	1	1	N/A	93.4%	93.2%	93.2%
% of Patients satisfied with the time they had to wait for an appointment	1	1	N/A	90.7%	89.1%	88.8%

\* This is based on patients treated on this contract for their most recent course of treatment. Figures in italics indicate the base number of FP17s or Patient Questionnaire responses are less than 100. N/A is shown where the base number of responses is less than 10 during the period. % is calculated as Quantity/Base number\*100

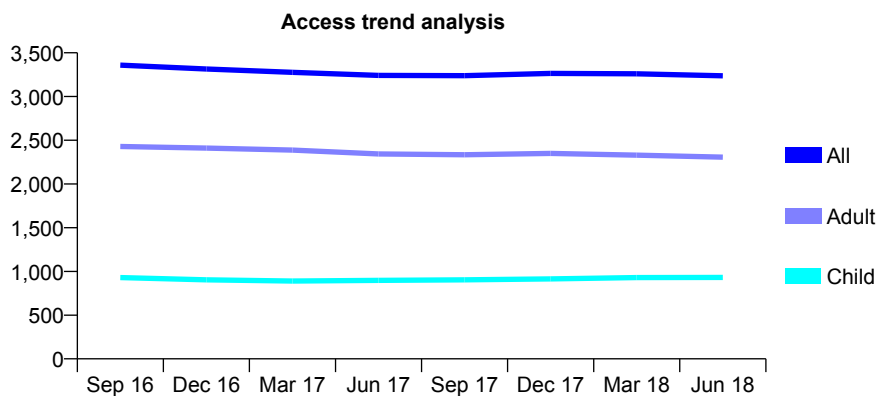
## Q60 - Vital Signs At a Glance Contract Report for 661708/0002 - June 2018

Name or company name	MR HS BASRA
Contract type name	GDS Contract
Purpose of contract	General
Contract start date	01/12/2013
Contract end date	

18/19 Contracted general activity (UDA)	9,034
Carry forward general activity (UDA)	0
18/19 Contracted orthodontic activity (UOA)	0
Carry forward orthodontic activity (UOA)	0
Baseline contract value	£191,554.57

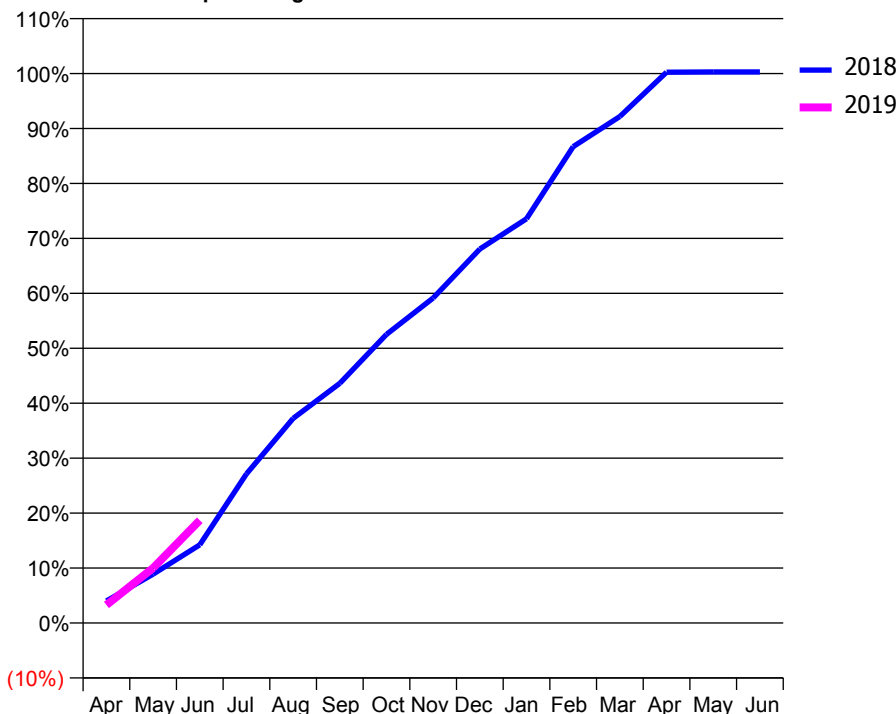
### ACCESS\*

Patients seen in 24 months	Total	Change since previous quarter
Quarter ending June 2017	3,242	
Quarter ending September 2017	3,238	→
Quarter ending December 2017	3,265	→
Quarter ending March 2018	3,260	→
Quarter ending June 2018	3,237	→
<b>Variance since June 2017</b>	<b>(0.2%)</b>	→



### ACTIVITY

Cumulative percentage of contracted UDA delivered 2018 & 2019



Adjusted Scheduled Activity (UDA)

Month	2018	2019
April	363	296
May	804	904
June	1,285	1,689
July	2,453	
August	3,364	
September	3,941	
October	4,744	
November	5,343	
December	6,149	
January	6,645	
February	7,831	
March	8,327	
April	9,056	
May	9,059	
June	9,060	

### QUALITY

	Quantity	Base Number	Contract	AT	Region	England
% of FP17s for the same patient ID Re-attending within 3 months - Children	24	464	5.2%	9.3%	11.3%	11.5%
% of FP17s for the same patient ID Re-attending within 3 months - Adults	124	1,025	12.1%	13.1%	14.9%	15.4%
% of FP17s for the same patient ID Re-attending between 3 & 9 months - Children	330	464	71.1%	61.2%	60.0%	58.9%
% of FP17s for the same patient ID Re-attending between 3 & 9 months - Adults	723	1,025	70.5%	55.8%	52.6%	51.6%
% of FP17s for Band 1 Urgent Courses	69	1,072	6.4%	6.9%	7.9%	8.9%
% of FP17s Relating to Free Repair or Replacements	2	1,072	0.2%	0.9%	0.8%	0.8%
% of FP17s Relating to Continuations	16	1,072	1.5%	1.1%	0.9%	0.9%
% of Patients satisfied with the dentistry they have received	1	1	N/A	93.4%	93.2%	93.2%
% of Patients satisfied with the time they had to wait for an appointment	1	1	N/A	90.7%	89.1%	88.8%

\* This is based on patients treated on this contract for their most recent course of treatment. Figures in italics indicate the base number of FP17s or Patient Questionnaire responses are less than 100. N/A is shown where the base number of responses is less than 10 during the period. % is calculated as Quantity/Base number\*100

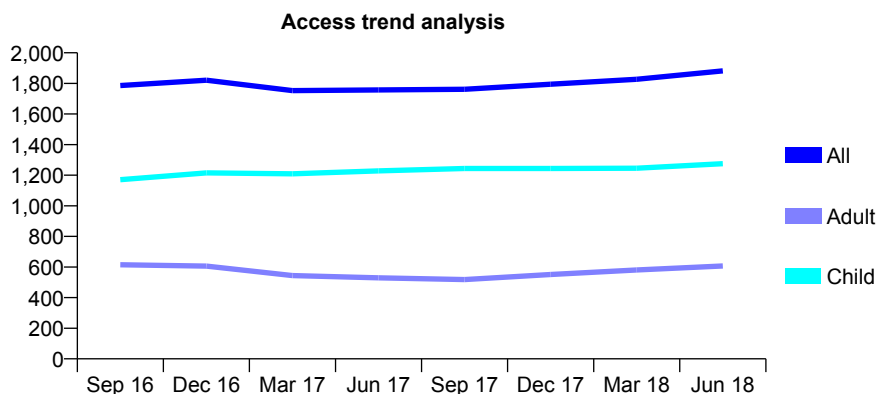
## Q60 - Vital Signs At a Glance Contract Report for 670340/0002 - June 2018

Name or company name	MR LR SUMMERFIELD
Contract type name	GDS Contract
Purpose of contract	General
Contract start date	23/03/2009
Contract end date	

18/19 Contracted general activity (UDA)	6,000
Carry forward general activity (UDA)	0
18/19 Contracted orthodontic activity (UOA)	0
Carry forward orthodontic activity (UOA)	0
Baseline contract value	£161,859.40

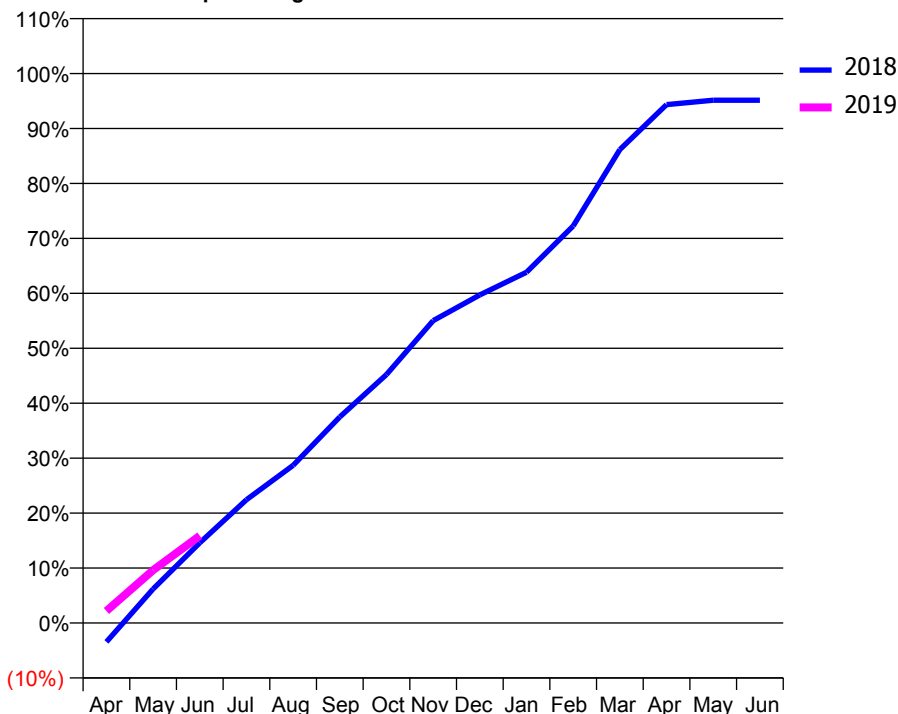
### ACCESS\*

Patients seen in 24 months	Total	Change since previous quarter
Quarter ending June 2017	1,757	
Quarter ending September 2017	1,762	→
Quarter ending December 2017	1,795	→
Quarter ending March 2018	1,827	→
Quarter ending June 2018	1,882	↑
<b>Variance since June 2017</b>	<b>7.1%</b>	<b>↑</b>



### ACTIVITY

Cumulative percentage of contracted UDA delivered 2018 & 2019



Month	Adjusted Scheduled Activity (UDA)	
	2018	2019
April	-207	132
May	372	577
June	875	953
July	1,347	
August	1,722	
September	2,250	
October	2,713	
November	3,302	
December	3,582	
January	3,830	
February	4,336	
March	5,170	
April	5,661	
May	5,708	
June	5,708	

### QUALITY

	Quantity	Base Number	Contract	AT	Region	England
% of FP17s for the same patient ID Re-attending within 3 months - Children	26	394	6.6%	9.3%	11.3%	11.5%
% of FP17s for the same patient ID Re-attending within 3 months - Adults	19	146	13.0%	13.1%	14.9%	15.4%
% of FP17s for the same patient ID Re-attending between 3 & 9 months - Children	178	394	45.2%	61.2%	60.0%	58.9%
% of FP17s for the same patient ID Re-attending between 3 & 9 months - Adults	56	146	38.4%	55.8%	52.6%	51.6%
% of FP17s for Band 1 Urgent Courses	1	401	0.2%	6.9%	7.9%	8.9%
% of FP17s Relating to Free Repair or Replacements	2	401	0.5%	0.9%	0.8%	0.8%
% of FP17s Relating to Continuations	0	401	0.0%	1.1%	0.9%	0.9%
% of Patients satisfied with the dentistry they have received	1	1	N/A	93.4%	93.2%	93.2%
% of Patients satisfied with the time they had to wait for an appointment	1	1	N/A	90.7%	89.1%	88.8%

\* This is based on patients treated on this contract for their most recent course of treatment. Figures in italics indicate the base number of FP17s or Patient Questionnaire responses are less than 100. N/A is shown where the base number of responses is less than 10 during the period. % is calculated as Quantity/Base number\*100

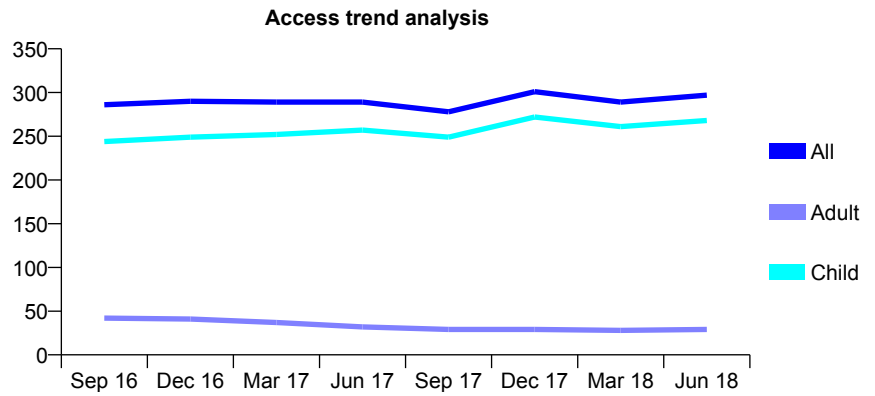
## Q60 - Vital Signs At a Glance Contract Report for 676233/0001 - June 2018

Name or company name	MR NT JENKINS
Contract type name	GDS Contract
Purpose of contract	General
Contract start date	15/09/2006
Contract end date	

18/19 Contracted general activity (UDA)	829
Carry forward general activity (UDA)	0
18/19 Contracted orthodontic activity (UOA)	0
Carry forward orthodontic activity (UOA)	0
Baseline contract value	£19,153.72

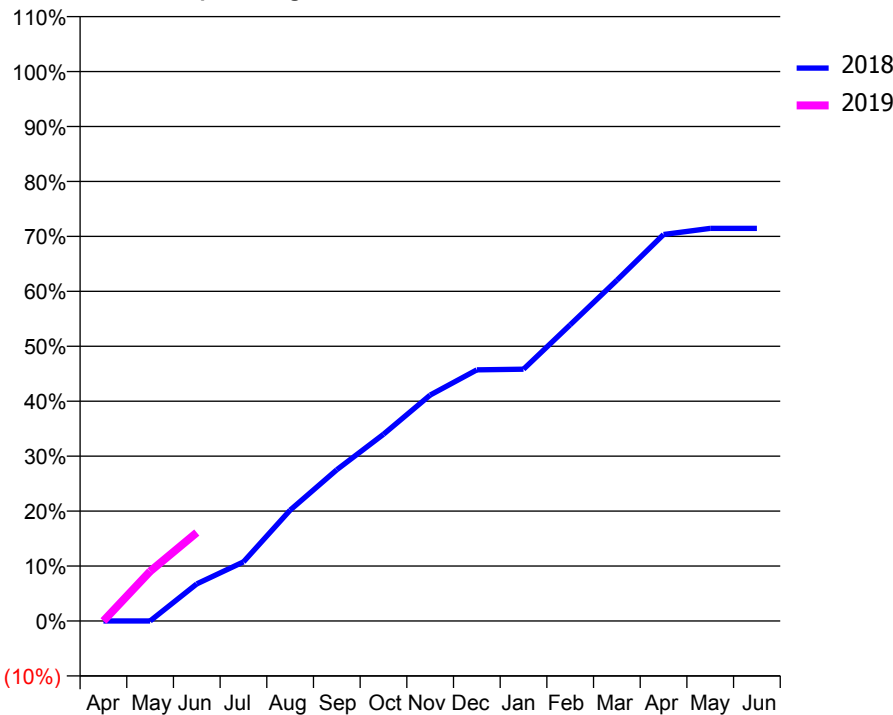
### ACCESS\*

Patients seen in 24 months	Total	Change since previous quarter
Quarter ending June 2017	289	
Quarter ending September 2017	278	↓
Quarter ending December 2017	301	↑
Quarter ending March 2018	289	↓
Quarter ending June 2018	297	↑
<b>Variance since June 2017</b>	<b>2.8%</b>	<b>↑</b>



### ACTIVITY

Cumulative percentage of contracted UDA delivered 2018 & 2019



Month	Adjusted Scheduled Activity (UDA)	
	2018	2019
April	0	0
May	0	75
June	56	133
July	89	
August	167	
September	228	
October	282	
November	341	
December	379	
January	380	
February	447	
March	514	
April	583	
May	592	
June	592	

### QUALITY

	Quantity	Base Number	Contract	AT	Region	England
% of FP17s for the same patient ID Re-attending within 3 months - Children	11	132	8.3%	9.3%	11.3%	11.5%
% of FP17s for the same patient ID Re-attending within 3 months - Adults	0	1	0.0%	13.1%	14.9%	15.4%
% of FP17s for the same patient ID Re-attending between 3 & 9 months - Children	81	132	61.4%	61.2%	60.0%	58.9%
% of FP17s for the same patient ID Re-attending between 3 & 9 months - Adults	1	1	100.0%	55.8%	52.6%	51.6%
% of FP17s for Band 1 Urgent Courses	2	83	2.4%	6.9%	7.9%	8.9%
% of FP17s Relating to Free Repair or Replacements	0	83	0.0%	0.9%	0.8%	0.8%
% of FP17s Relating to Continuations	0	83	0.0%	1.1%	0.9%	0.9%
% of Patients satisfied with the dentistry they have received	1	1	N/A	93.4%	93.2%	93.2%
% of Patients satisfied with the time they had to wait for an appointment	1	1	N/A	90.7%	89.1%	88.8%

\* This is based on patients treated on this contract for their most recent course of treatment. Figures in italics indicate the base number of FP17s or Patient Questionnaire responses are less than 100. N/A is shown where the base number of responses is less than 10 during the period. % is calculated as Quantity/Base number\*100

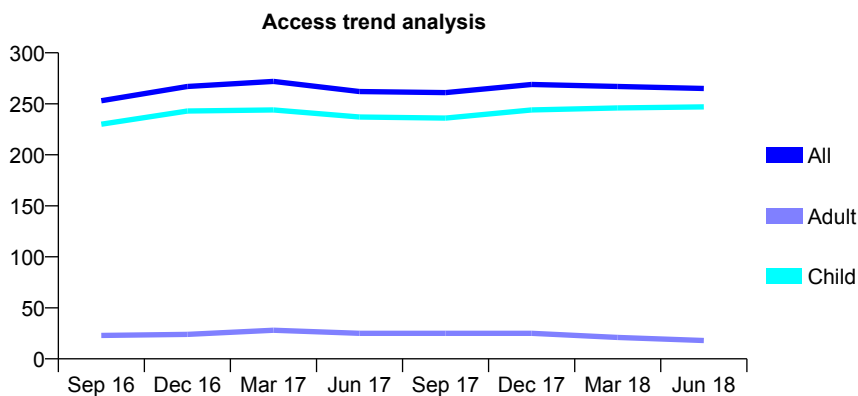
## Q60 - Vital Signs At a Glance Contract Report for 679933/0001 - June 2018

Name or company name	MR CE BROOME
Contract type name	GDS Contract
Purpose of contract	General
Contract start date	01/04/2006
Contract end date	

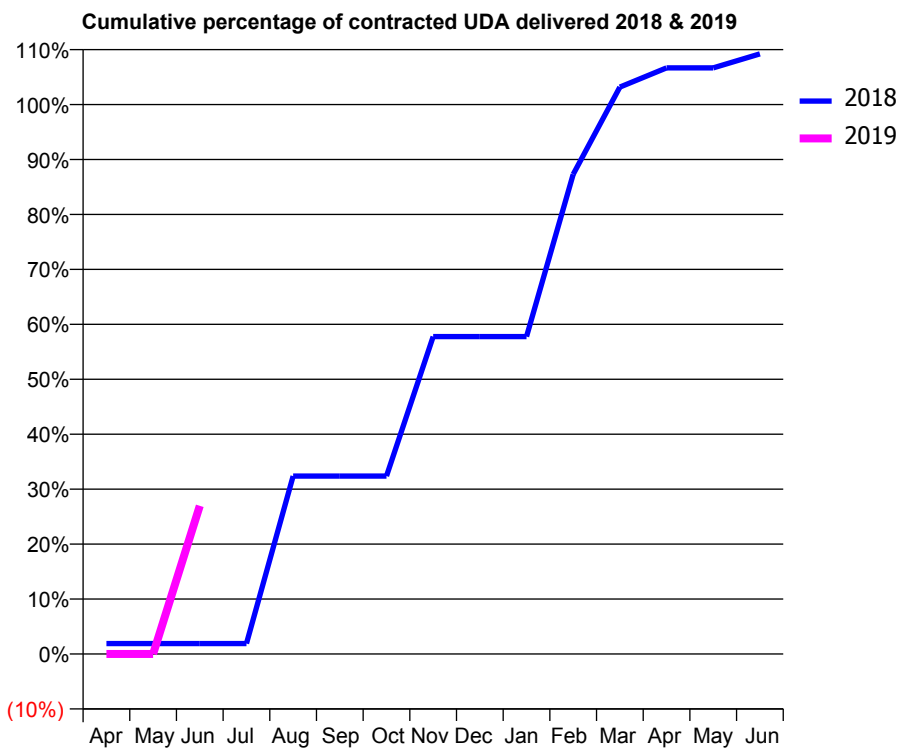
18/19 Contracted general activity (UDA)	315
Carry forward general activity (UDA)	0
18/19 Contracted orthodontic activity (UOA)	0
Carry forward orthodontic activity (UOA)	0
Baseline contract value	£7,937.85

### ACCESS\*

Patients seen in 24 months	Total	Change since previous quarter
Quarter ending June 2017	262	
Quarter ending September 2017	261	→
Quarter ending December 2017	269	↑
Quarter ending March 2018	267	→
Quarter ending June 2018	265	→
<b>Variance since June 2017</b>	<b>1.1%</b>	<b>→</b>



### ACTIVITY



Month	Adjusted Scheduled Activity (UDA)	
	2018	2019
April	6	0
May	6	0
June	6	85
July	6	
August	102	
September	102	
October	102	
November	182	
December	182	
January	182	
February	275	
March	325	
April	336	
May	336	
June	344	

### QUALITY

	Quantity	Base Number	Contract	AT	Region	England
% of FP17s for the same patient ID Re-attending within 3 months - Children	1	86	1.2%	9.3%	11.3%	11.5%
% of FP17s for the same patient ID Re-attending within 3 months - Adults	0	0	N/A	13.1%	14.9%	15.4%
% of FP17s for the same patient ID Re-attending between 3 & 9 months - Children	68	86	79.1%	61.2%	60.0%	58.9%
% of FP17s for the same patient ID Re-attending between 3 & 9 months - Adults	0	0	N/A	55.8%	52.6%	51.6%
% of FP17s for Band 1 Urgent Courses	0	67	0.0%	6.9%	7.9%	8.9%
% of FP17s Relating to Free Repair or Replacements	0	67	0.0%	0.9%	0.8%	0.8%
% of FP17s Relating to Continuations	0	67	0.0%	1.1%	0.9%	0.9%
% of Patients satisfied with the dentistry they have received	0	0	N/A	93.4%	93.2%	93.2%
% of Patients satisfied with the time they had to wait for an appointment	0	0	N/A	90.7%	89.1%	88.8%

\* This is based on patients treated on this contract for their most recent course of treatment. Figures in italics indicate the base number of FP17s or Patient Questionnaire responses are less than 100. N/A is shown where the base number of responses is less than 10 during the period. % is calculated as Quantity/Base number\*100

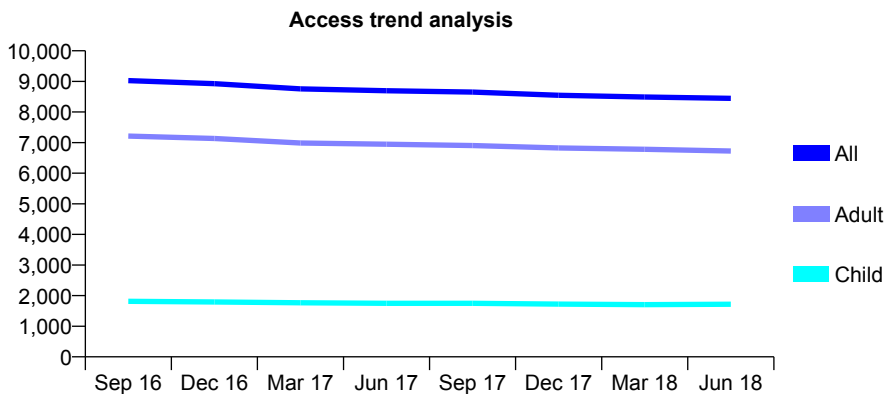
## Q60 - Vital Signs At a Glance Contract Report for 680311/0001 - June 2018

Name or company name	MR D SINGH
Contract type name	GDS Contract
Purpose of contract	General
Contract start date	01/04/2006
Contract end date	

18/19 Contracted general activity (UDA)	25,500
Carry forward general activity (UDA)	0
18/19 Contracted orthodontic activity (UOA)	0
Carry forward orthodontic activity (UOA)	0
Baseline contract value	£622,356.25

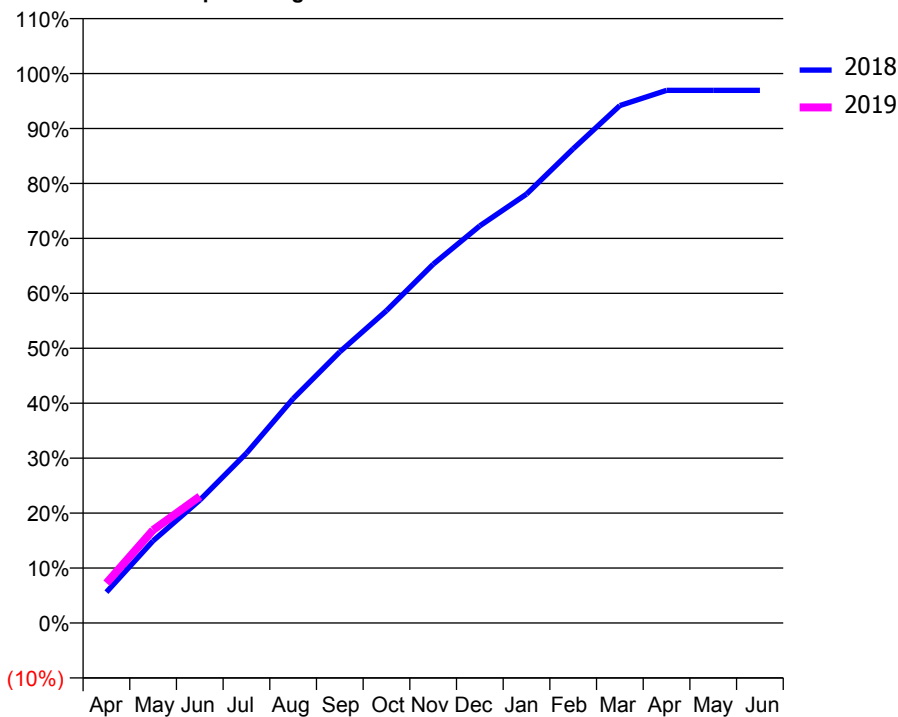
### ACCESS\*

Patients seen in 24 months	Total	Change since previous quarter
Quarter ending June 2017	8,695	
Quarter ending September 2017	8,652	→
Quarter ending December 2017	8,549	↓
Quarter ending March 2018	8,491	→
Quarter ending June 2018	8,445	→
<b>Variance since June 2017</b>	<b>(2.9%)</b>	<b>↓</b>



### ACTIVITY

Cumulative percentage of contracted UDA delivered 2018 & 2019



Month	Adjusted Scheduled Activity (UDA)	
	2018	2019
April	1,432	1,853
May	3,817	4,317
June	5,705	5,873
July	7,881	
August	10,414	
September	12,580	
October	14,495	
November	16,646	
December	18,433	
January	19,904	
February	22,007	
March	24,015	
April	24,718	
May	24,716	
June	24,716	

### QUALITY

	Quantity	Base Number	Contract	AT	Region	England
% of FP17s for the same patient ID Re-attending within 3 months - Children	95	758	12.5%	9.3%	11.3%	11.5%
% of FP17s for the same patient ID Re-attending within 3 months - Adults	422	2,689	15.7%	13.1%	14.9%	15.4%
% of FP17s for the same patient ID Re-attending between 3 & 9 months - Children	494	758	65.2%	61.2%	60.0%	58.9%
% of FP17s for the same patient ID Re-attending between 3 & 9 months - Adults	1,572	2,689	58.5%	55.8%	52.6%	51.6%
% of FP17s for Band 1 Urgent Courses	215	2,933	7.3%	6.9%	7.9%	8.9%
% of FP17s Relating to Free Repair or Replacements	34	2,933	1.2%	0.9%	0.8%	0.8%
% of FP17s Relating to Continuations	16	2,933	0.5%	1.1%	0.9%	0.9%
% of Patients satisfied with the dentistry they have received	16	16	100.0%	93.4%	93.2%	93.2%
% of Patients satisfied with the time they had to wait for an appointment	14	16	87.5%	90.7%	89.1%	88.8%

\* This is based on patients treated on this contract for their most recent course of treatment. Figures in italics indicate the base number of FP17s or Patient Questionnaire responses are less than 100. N/A is shown where the base number of responses is less than 10 during the period. % is calculated as Quantity/Base number\*100

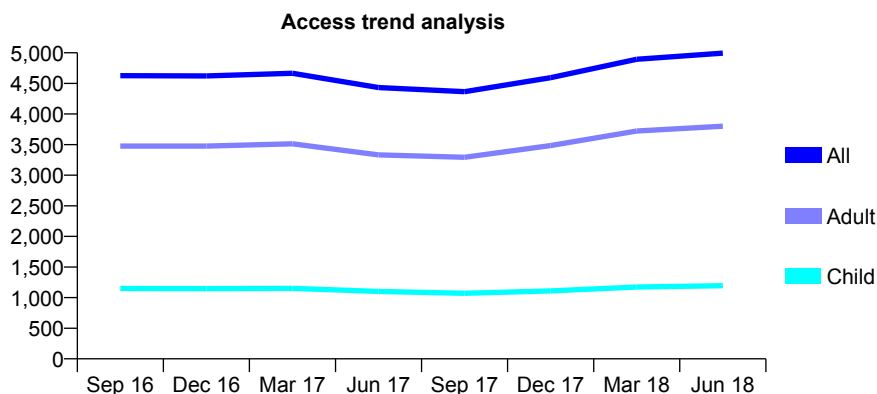
## Q60 - Vital Signs At a Glance Contract Report for 682365/0010 - June 2018

Name or company name	MR QM JAFFRI
Contract type name	GDS Contract
Purpose of contract	General
Contract start date	01/03/2011
Contract end date	

18/19 Contracted general activity (UDA)	15,480
Carry forward general activity (UDA)	0
18/19 Contracted orthodontic activity (UOA)	0
Carry forward orthodontic activity (UOA)	0
Baseline contract value	£417,257.58

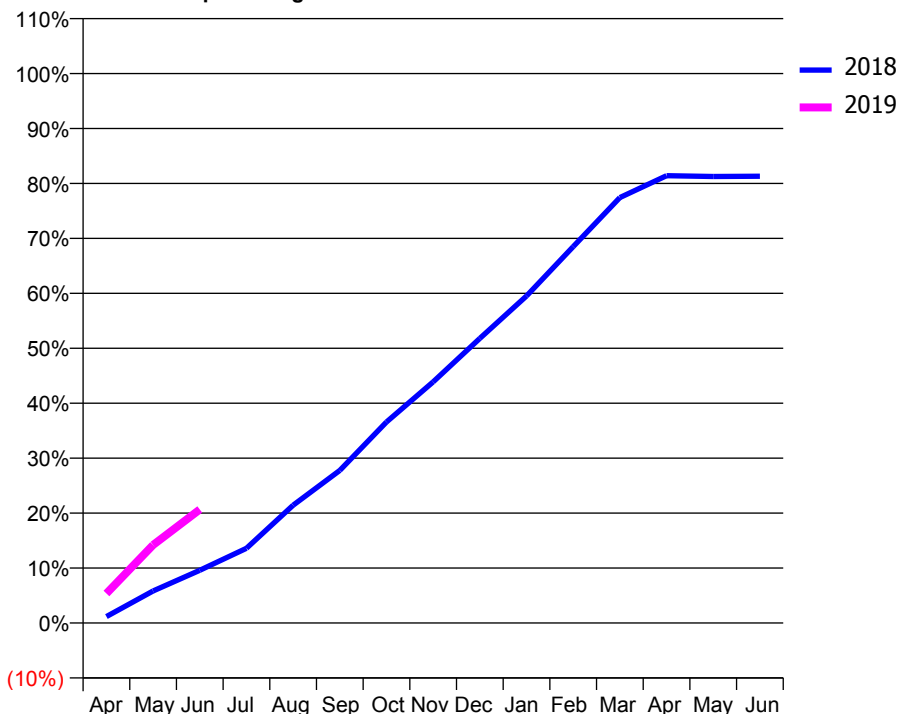
### ACCESS\*

Patients seen in 24 months	Total	Change since previous quarter
Quarter ending June 2017	4,433	
Quarter ending September 2017	4,364	↓
Quarter ending December 2017	4,594	↑
Quarter ending March 2018	4,895	↑
Quarter ending June 2018	4,994	↑
<b>Variance since June 2017</b>	<b>12.7%</b>	<b>↑</b>



### ACTIVITY

Cumulative percentage of contracted UDA delivered 2018 & 2019



Adjusted Scheduled Activity (UDA)

Month	2018	2019
April	181	832
May	905	2,198
June	1,487	3,199
July	2,104	
August	3,320	
September	4,298	
October	5,663	
November	6,793	
December	8,018	
January	9,212	
February	10,603	
March	11,987	
April	12,603	
May	12,580	
June	12,588	

### QUALITY

	Quantity	Base Number	Contract	AT	Region	England
% of FP17s for the same patient ID Re-attending within 3 months - Children	41	513	8.0%	9.3%	11.3%	11.5%
% of FP17s for the same patient ID Re-attending within 3 months - Adults	189	1,422	13.3%	13.1%	14.9%	15.4%
% of FP17s for the same patient ID Re-attending between 3 & 9 months - Children	309	513	60.2%	61.2%	60.0%	58.9%
% of FP17s for the same patient ID Re-attending between 3 & 9 months - Adults	701	1,422	49.3%	55.8%	52.6%	51.6%
% of FP17s for Band 1 Urgent Courses	145	1,642	8.8%	6.9%	7.9%	8.9%
% of FP17s Relating to Free Repair or Replacements	19	1,642	1.2%	0.9%	0.8%	0.8%
% of FP17s Relating to Continuations	5	1,642	0.3%	1.1%	0.9%	0.9%
% of Patients satisfied with the dentistry they have received	4	4	N/A	93.4%	93.2%	93.2%
% of Patients satisfied with the time they had to wait for an appointment	4	4	N/A	90.7%	89.1%	88.8%

\* This is based on patients treated on this contract for their most recent course of treatment. Figures in italics indicate the base number of FP17s or Patient Questionnaire responses are less than 100. N/A is shown where the base number of responses is less than 10 during the period. % is calculated as Quantity/Base number\*100

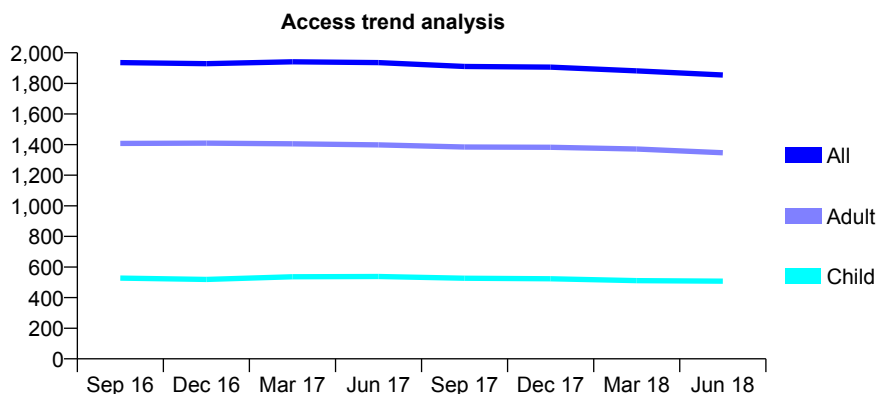
## Q60 - Vital Signs At a Glance Contract Report for 690872/0001 - June 2018

Name or company name	MR NS RAI
Contract type name	GDS Contract
Purpose of contract	General
Contract start date	04/09/2006
Contract end date	

18/19 Contracted general activity (UDA)	7,200
Carry forward general activity (UDA)	0
18/19 Contracted orthodontic activity (UOA)	0
Carry forward orthodontic activity (UOA)	0
Baseline contract value	£177,544.35

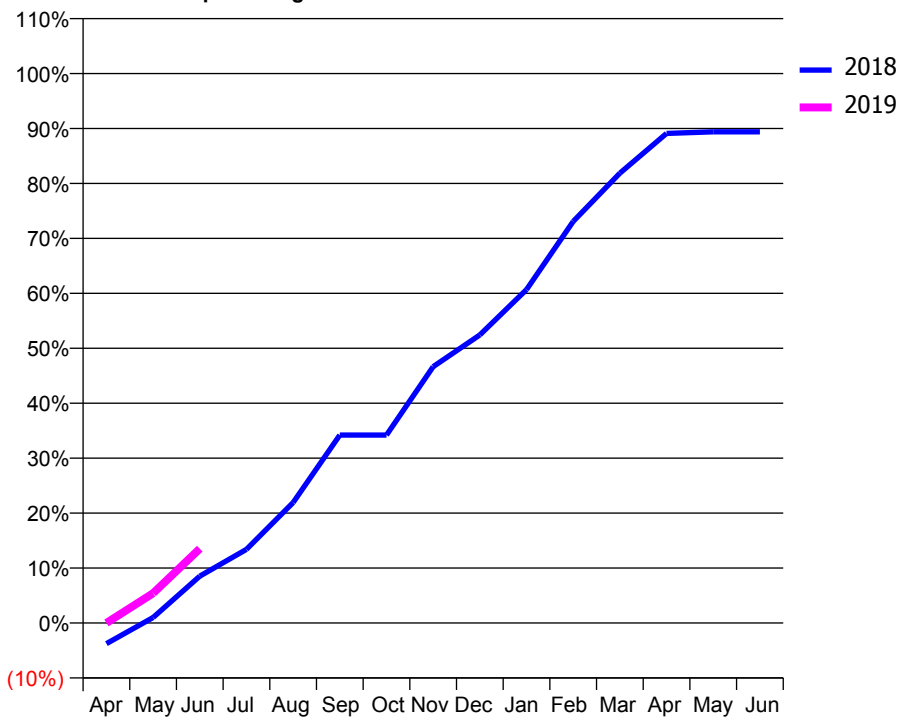
### ACCESS\*

Patients seen in 24 months	Total	Change since previous quarter
Quarter ending June 2017	1,936	
Quarter ending September 2017	1,911	↓
Quarter ending December 2017	1,906	→
Quarter ending March 2018	1,882	↓
Quarter ending June 2018	1,855	↓
<b>Variance since June 2017</b>	<b>(4.2%)</b>	<b>↓</b>



### ACTIVITY

Cumulative percentage of contracted UDA delivered 2018 & 2019



Adjusted Scheduled Activity (UDA)

Month	2018	2019
April	-272	0
May	73	391
June	614	974
July	965	
August	1,578	
September	2,463	
October	2,463	
November	3,359	
December	3,774	
January	4,369	
February	5,262	
March	5,895	
April	6,414	
May	6,436	
June	6,436	

### QUALITY

	Quantity	Base Number	Contract	AT	Region	England
% of FP17s for the same patient ID Re-attending within 3 months - Children	17	158	10.8%	9.3%	11.3%	11.5%
% of FP17s for the same patient ID Re-attending within 3 months - Adults	70	411	17.0%	13.1%	14.9%	15.4%
% of FP17s for the same patient ID Re-attending between 3 & 9 months - Children	76	158	48.1%	61.2%	60.0%	58.9%
% of FP17s for the same patient ID Re-attending between 3 & 9 months - Adults	204	411	49.6%	55.8%	52.6%	51.6%
% of FP17s for Band 1 Urgent Courses	23	400	5.8%	6.9%	7.9%	8.9%
% of FP17s Relating to Free Repair or Replacements	5	400	1.3%	0.9%	0.8%	0.8%
% of FP17s Relating to Continuations	5	400	1.3%	1.1%	0.9%	0.9%
% of Patients satisfied with the dentistry they have received	1	1	N/A	93.4%	93.2%	93.2%
% of Patients satisfied with the time they had to wait for an appointment	1	1	N/A	90.7%	89.1%	88.8%

\* This is based on patients treated on this contract for their most recent course of treatment. Figures in italics indicate the base number of FP17s or Patient Questionnaire responses are less than 100. N/A is shown where the base number of responses is less than 10 during the period. % is calculated as Quantity/Base number\*100



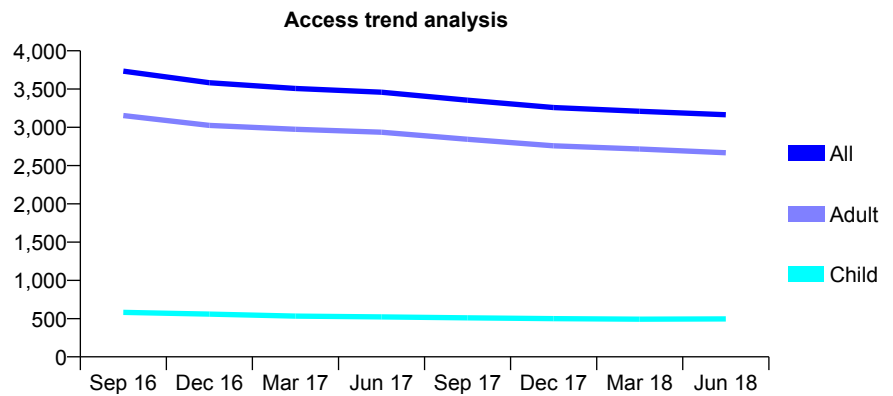
## Q60 - Vital Signs At a Glance Contract Report for 713864/0001 - June 2018

Name or company name	MR VK TOORAY
Contract type name	GDS Contract
Purpose of contract	General
Contract start date	01/06/2014
Contract end date	

18/19 Contracted general activity (UDA)	12,058
Carry forward general activity (UDA)	0
18/19 Contracted orthodontic activity (UOA)	0
Carry forward orthodontic activity (UOA)	0
Baseline contract value	£227,292.63

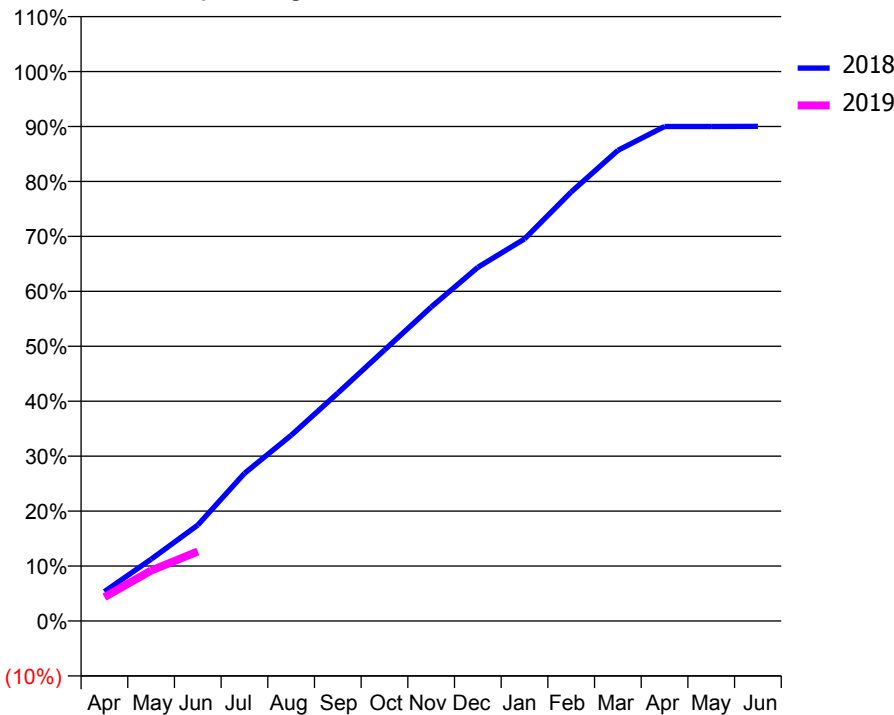
### ACCESS\*

Patients seen in 24 months	Total	Change since previous quarter
Quarter ending June 2017	3,458	
Quarter ending September 2017	3,354	↓
Quarter ending December 2017	3,258	↓
Quarter ending March 2018	3,210	↓
Quarter ending June 2018	3,164	↓
<b>Variance since June 2017</b>	<b>(8.5%)</b>	<b>↓</b>



### ACTIVITY

Cumulative percentage of contracted UDA delivered 2018 & 2019



Month	Adjusted Scheduled Activity (UDA)	
	2018	2019
April	647	526
May	1,358	1,108
June	2,105	1,526
July	3,241	
August	4,074	
September	5,001	
October	5,947	
November	6,889	
December	7,762	
January	8,384	
February	9,414	
March	10,327	
April	10,852	
May	10,852	
June	10,855	

### QUALITY

	Quantity	Base Number	Contract	AT	Region	England
% of FP17s for the same patient ID Re-attending within 3 months - Children	5	183	2.7%	9.3%	11.3%	11.5%
% of FP17s for the same patient ID Re-attending within 3 months - Adults	94	879	10.7%	13.1%	14.9%	15.4%
% of FP17s for the same patient ID Re-attending between 3 & 9 months - Children	106	183	57.9%	61.2%	60.0%	58.9%
% of FP17s for the same patient ID Re-attending between 3 & 9 months - Adults	614	879	69.9%	55.8%	52.6%	51.6%
% of FP17s for Band 1 Urgent Courses	56	835	6.7%	6.9%	7.9%	8.9%
% of FP17s Relating to Free Repair or Replacements	0	835	0.0%	0.9%	0.8%	0.8%
% of FP17s Relating to Continuations	5	835	0.6%	1.1%	0.9%	0.9%
% of Patients satisfied with the dentistry they have received	4	4	N/A	93.4%	93.2%	93.2%
% of Patients satisfied with the time they had to wait for an appointment	4	4	N/A	90.7%	89.1%	88.8%

\* This is based on patients treated on this contract for their most recent course of treatment. Figures in italics indicate the base number of FP17s or Patient Questionnaire responses are less than 100. N/A is shown where the base number of responses is less than 10 during the period. % is calculated as Quantity/Base number\*100

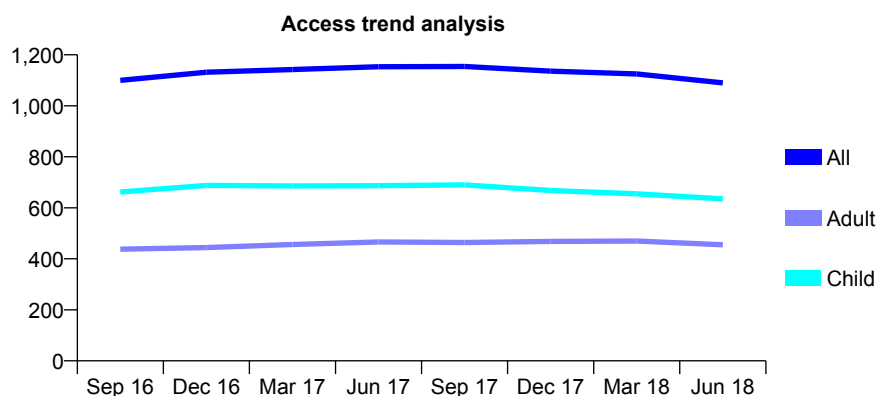
## Q60 - Vital Signs At a Glance Contract Report for 725315/0001 - June 2018

Name or company name	MR IK JARRETT
Contract type name	GDS Contract
Purpose of contract	General
Contract start date	01/04/2006
Contract end date	

18/19 Contracted general activity (UDA)	4,451
Carry forward general activity (UDA)	0
18/19 Contracted orthodontic activity (UOA)	0
Carry forward orthodontic activity (UOA)	0
Baseline contract value	£94,888.01

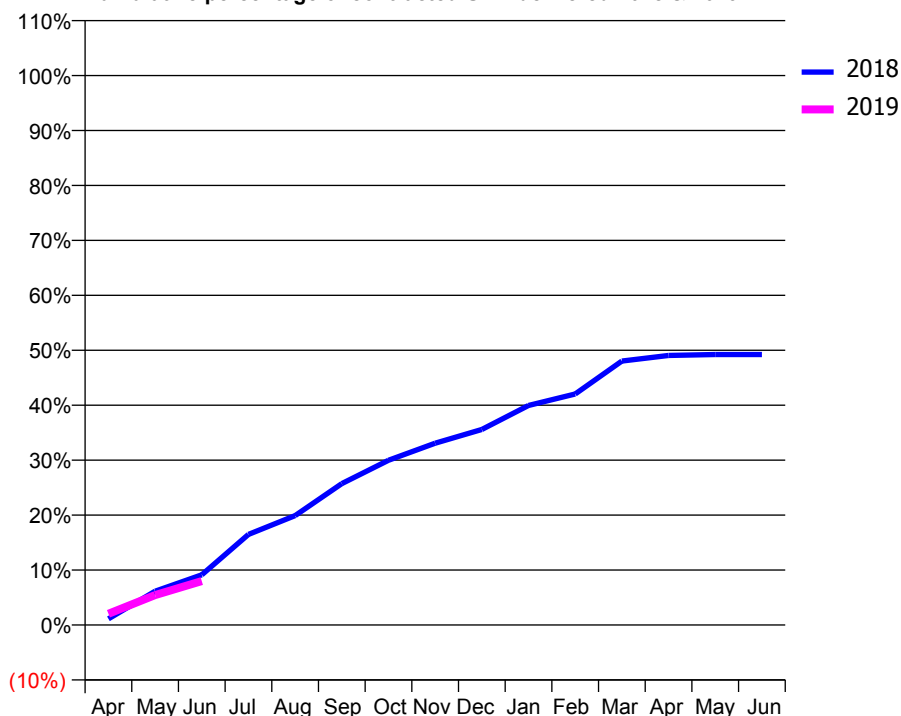
### ACCESS\*

Patients seen in 24 months	Total	Change since previous quarter
Quarter ending June 2017	1,153	
Quarter ending September 2017	1,154	→
Quarter ending December 2017	1,136	↓
Quarter ending March 2018	1,125	→
Quarter ending June 2018	1,090	↓
<b>Variance since June 2017</b>	<b>(5.5%)</b>	<b>↓</b>



### ACTIVITY

Cumulative percentage of contracted UDA delivered 2018 & 2019



Adjusted Scheduled Activity (UDA)

Month	2018	2019
April	50	91
May	274	243
June	407	356
July	734	
August	886	
September	1,146	
October	1,334	
November	1,473	
December	1,584	
January	1,779	
February	1,871	
March	2,138	
April	2,184	
May	2,191	
June	2,191	

### QUALITY

	Quantity	Base Number	Contract	AT	Region	England
% of FP17s for the same patient ID Re-attending within 3 months - Children	8	189	4.2%	9.3%	11.3%	11.5%
% of FP17s for the same patient ID Re-attending within 3 months - Adults	3	111	2.7%	13.1%	14.9%	15.4%
% of FP17s for the same patient ID Re-attending between 3 & 9 months - Children	123	189	65.1%	61.2%	60.0%	58.9%
% of FP17s for the same patient ID Re-attending between 3 & 9 months - Adults	83	111	74.8%	55.8%	52.6%	51.6%
% of FP17s for Band 1 Urgent Courses	4	257	1.6%	6.9%	7.9%	8.9%
% of FP17s Relating to Free Repair or Replacements	0	257	0.0%	0.9%	0.8%	0.8%
% of FP17s Relating to Continuations	0	257	0.0%	1.1%	0.9%	0.9%
% of Patients satisfied with the dentistry they have received	1	1	N/A	93.4%	93.2%	93.2%
% of Patients satisfied with the time they had to wait for an appointment	1	1	N/A	90.7%	89.1%	88.8%

\* This is based on patients treated on this contract for their most recent course of treatment. Figures in italics indicate the base number of FP17s or Patient Questionnaire responses are less than 100. N/A is shown where the base number of responses is less than 10 during the period. % is calculated as Quantity/Base number\*100

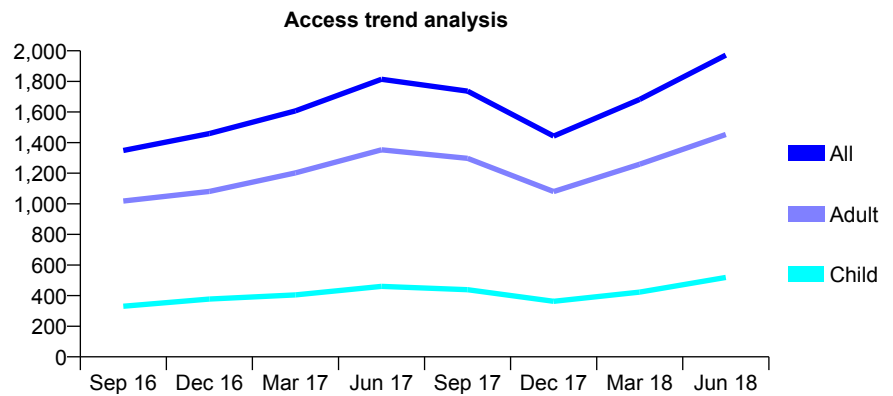
## Q60 - Vital Signs At a Glance Contract Report for 725447/0001 - June 2018

Name or company name	MR PJ MIDDLETON
Contract type name	GDS Contract
Purpose of contract	General
Contract start date	01/04/2006
Contract end date	

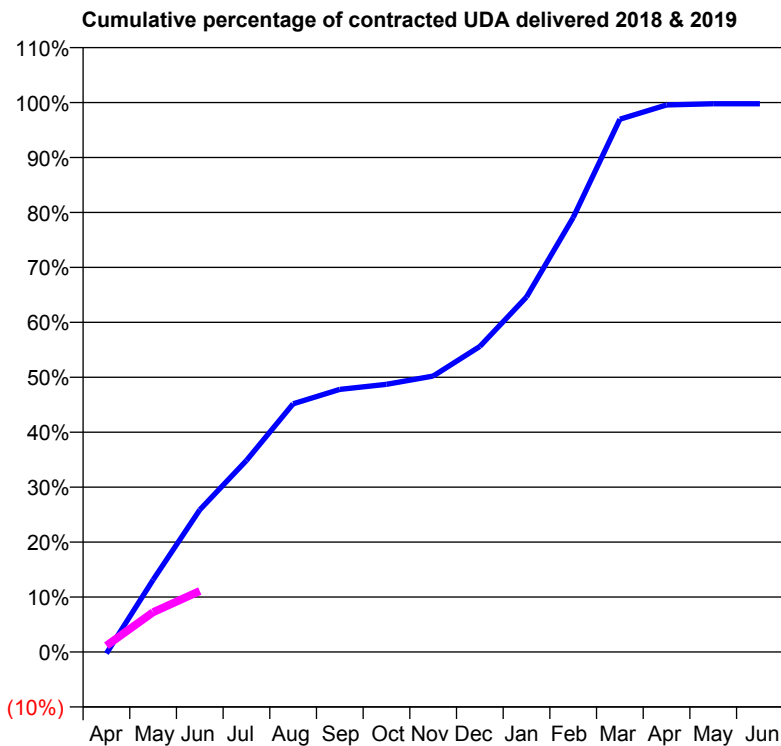
18/19 Contracted general activity (UDA)	10,956
Carry forward general activity (UDA)	0
18/19 Contracted orthodontic activity (UOA)	0
Carry forward orthodontic activity (UOA)	0
Baseline contract value	£275,034.67

### ACCESS\*

Patients seen in 24 months	Total	Change since previous quarter
Quarter ending June 2017	1,814	
Quarter ending September 2017	1,736	↓
Quarter ending December 2017	1,443	↓
Quarter ending March 2018	1,682	↑
Quarter ending June 2018	1,972	↑
<b>Variance since June 2017</b>	<b>8.7%</b>	<b>↑</b>



### ACTIVITY



Month	Adjusted Scheduled Activity (UDA)	
	2018	2019
April	-11	127
May	519	793
June	1,023	1,217
July	1,379	
August	1,787	
September	1,891	
October	1,927	
November	1,987	
December	2,200	
January	2,556	
February	3,128	
March	3,836	
April	3,938	
May	3,947	
June	3,947	

### QUALITY

	Quantity	Base Number	Contract	AT	Region	England
% of FP17s for the same patient ID Re-attending within 3 months - Children	11	187	5.9%	9.3%	11.3%	11.5%
% of FP17s for the same patient ID Re-attending within 3 months - Adults	59	501	11.8%	13.1%	14.9%	15.4%
% of FP17s for the same patient ID Re-attending between 3 & 9 months - Children	48	187	25.7%	61.2%	60.0%	58.9%
% of FP17s for the same patient ID Re-attending between 3 & 9 months - Adults	131	501	26.1%	55.8%	52.6%	51.6%
% of FP17s for Band 1 Urgent Courses	31	644	4.8%	6.9%	7.9%	8.9%
% of FP17s Relating to Free Repair or Replacements	2	644	0.3%	0.9%	0.8%	0.8%
% of FP17s Relating to Continuations	5	644	0.8%	1.1%	0.9%	0.9%
% of Patients satisfied with the dentistry they have received	1	1	N/A	93.4%	93.2%	93.2%
% of Patients satisfied with the time they had to wait for an appointment	1	1	N/A	90.7%	89.1%	88.8%

\* This is based on patients treated on this contract for their most recent course of treatment. Figures in italics indicate the base number of FP17s or Patient Questionnaire responses are less than 100. N/A is shown where the base number of responses is less than 10 during the period. % is calculated as Quantity/Base number\*100

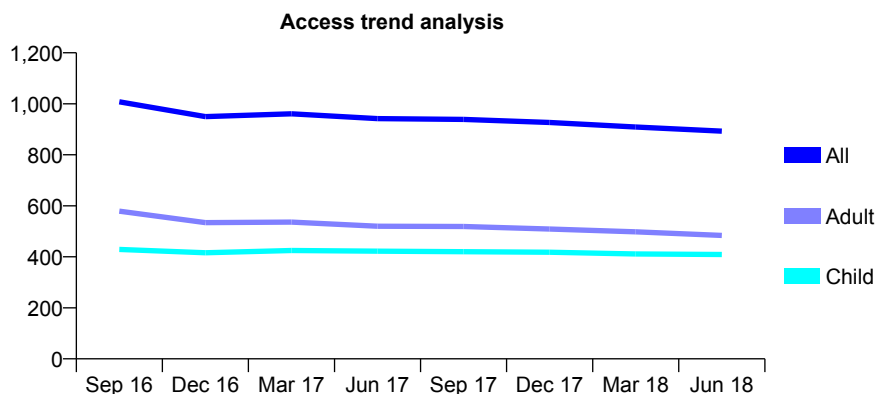
## Q60 - Vital Signs At a Glance Contract Report for 732370/0001 - June 2018

Name or company name	MR AE WOODCOCK
Contract type name	GDS Contract
Purpose of contract	General
Contract start date	01/04/2006
Contract end date	

18/19 Contracted general activity (UDA)	2,550
Carry forward general activity (UDA)	0
18/19 Contracted orthodontic activity (UOA)	0
Carry forward orthodontic activity (UOA)	0
Baseline contract value	£68,979.60

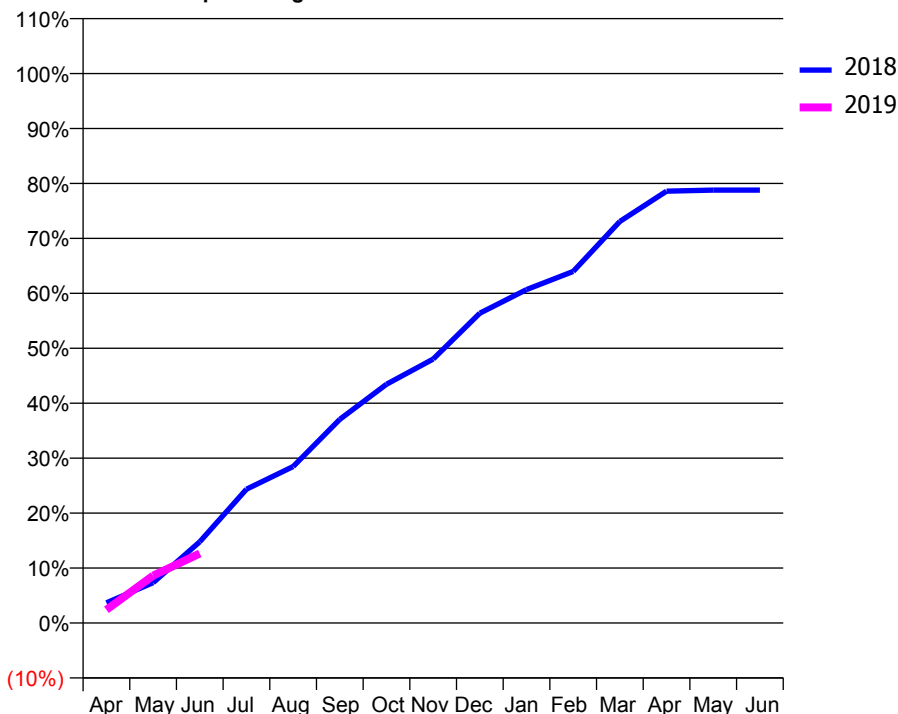
### ACCESS\*

Patients seen in 24 months	Total	Change since previous quarter
Quarter ending June 2017	942	
Quarter ending September 2017	939	→
Quarter ending December 2017	927	↓
Quarter ending March 2018	909	↓
Quarter ending June 2018	893	↓
<b>Variance since June 2017</b>	<b>(5.2%)</b>	<b>↓</b>



### ACTIVITY

Cumulative percentage of contracted UDA delivered 2018 & 2019



Adjusted Scheduled Activity (UDA)

Month	2018	2019
April	94	61
May	187	220
June	377	323
July	621	
August	726	
September	945	
October	1,108	
November	1,225	
December	1,438	
January	1,547	
February	1,631	
March	1,863	
April	2,004	
May	2,009	
June	2,009	

### QUALITY

	Quantity	Base Number	Contract	AT	Region	England
% of FP17s for the same patient ID Re-attending within 3 months - Children	6	107	5.6%	9.3%	11.3%	11.5%
% of FP17s for the same patient ID Re-attending within 3 months - Adults	19	124	15.3%	13.1%	14.9%	15.4%
% of FP17s for the same patient ID Re-attending between 3 & 9 months - Children	16	107	15.0%	61.2%	60.0%	58.9%
% of FP17s for the same patient ID Re-attending between 3 & 9 months - Adults	34	124	27.4%	55.8%	52.6%	51.6%
% of FP17s for Band 1 Urgent Courses	5	155	3.2%	6.9%	7.9%	8.9%
% of FP17s Relating to Free Repair or Replacements	0	155	0.0%	0.9%	0.8%	0.8%
% of FP17s Relating to Continuations	6	155	3.9%	1.1%	0.9%	0.9%
% of Patients satisfied with the dentistry they have received	0	0	N/A	93.4%	93.2%	93.2%
% of Patients satisfied with the time they had to wait for an appointment	0	0	N/A	90.7%	89.1%	88.8%

\* This is based on patients treated on this contract for their most recent course of treatment. Figures in italics indicate the base number of FP17s or Patient Questionnaire responses are less than 100. N/A is shown where the base number of responses is less than 10 during the period. % is calculated as Quantity/Base number\*100

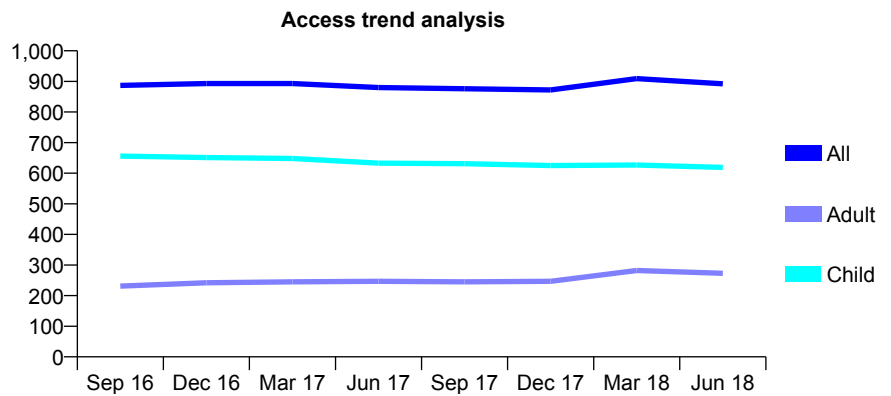
## Q60 - Vital Signs At a Glance Contract Report for 739618/0001 - June 2018

Name or company name	MR J LAMPARD
Contract type name	GDS Contract
Purpose of contract	General and Orthodontic
Contract start date	01/04/2006
Contract end date	

18/19 Contracted general activity (UDA)	1,850
Carry forward general activity (UDA)	0
18/19 Contracted orthodontic activity (UOA)	38
Carry forward orthodontic activity (UOA)	0
Baseline contract value	£50,078.66

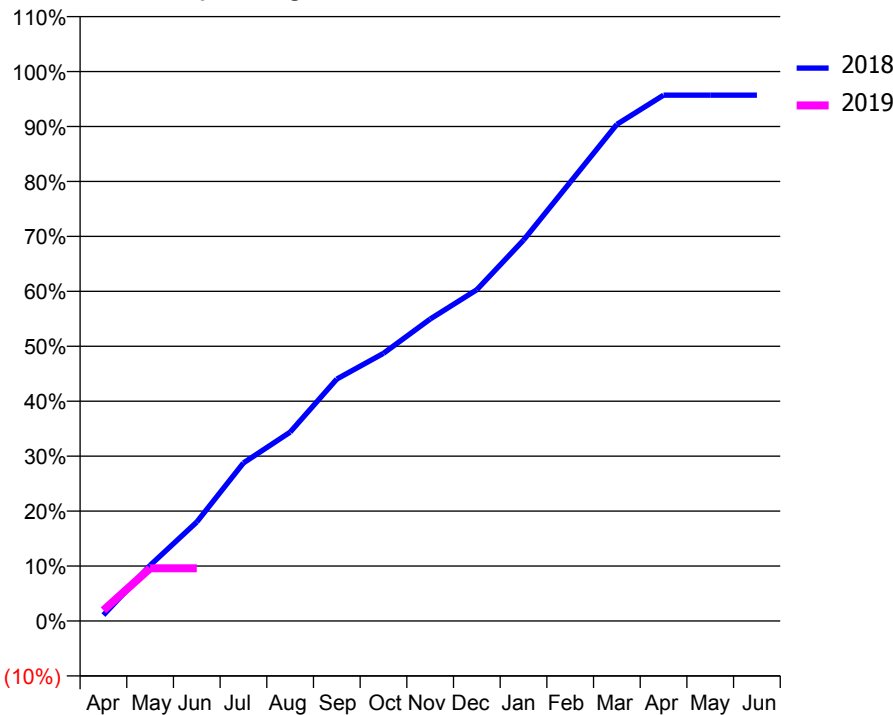
### ACCESS\*

Patients seen in 24 months	Total	Change since previous quarter
Quarter ending June 2017	880	
Quarter ending September 2017	876	→
Quarter ending December 2017	872	→
Quarter ending March 2018	909	↑
Quarter ending June 2018	892	↓
<b>Variance since June 2017</b>	<b>1.4%</b>	<b>→</b>



### ACTIVITY

Cumulative percentage of contracted UDA delivered 2018 & 2019



Month	Adjusted Scheduled Activity (UDA)	
	2018	2019
April	20	36
May	188	178
June	333	178
July	532	
August	636	
September	815	
October	901	
November	1,016	
December	1,115	
January	1,282	
February	1,477	
March	1,672	
April	1,770	
May	1,770	
June	1,770	

### QUALITY

	Quantity	Base Number	Contract	AT	Region	England
% of FP17s for the same patient ID Re-attending within 3 months - Children	11	168	6.5%	9.3%	11.3%	11.5%
% of FP17s for the same patient ID Re-attending within 3 months - Adults	1	43	2.3%	13.1%	14.9%	15.4%
% of FP17s for the same patient ID Re-attending between 3 & 9 months - Children	129	168	76.8%	61.2%	60.0%	58.9%
% of FP17s for the same patient ID Re-attending between 3 & 9 months - Adults	24	43	55.8%	55.8%	52.6%	51.6%
% of FP17s for Band 1 Urgent Courses	3	140	2.1%	6.9%	7.9%	8.9%
% of FP17s Relating to Free Repair or Replacements	0	140	0.0%	0.9%	0.8%	0.8%
% of FP17s Relating to Continuations	0	140	0.0%	1.1%	0.9%	0.9%
% of Patients satisfied with the dentistry they have received	0	0	N/A	93.4%	93.2%	93.2%
% of Patients satisfied with the time they had to wait for an appointment	0	0	N/A	90.7%	89.1%	88.8%

\* This is based on patients treated on this contract for their most recent course of treatment. Figures in italics indicate the base number of FP17s or Patient Questionnaire responses are less than 100. N/A is shown where the base number of responses is less than 10 during the period. % is calculated as Quantity/Base number\*100

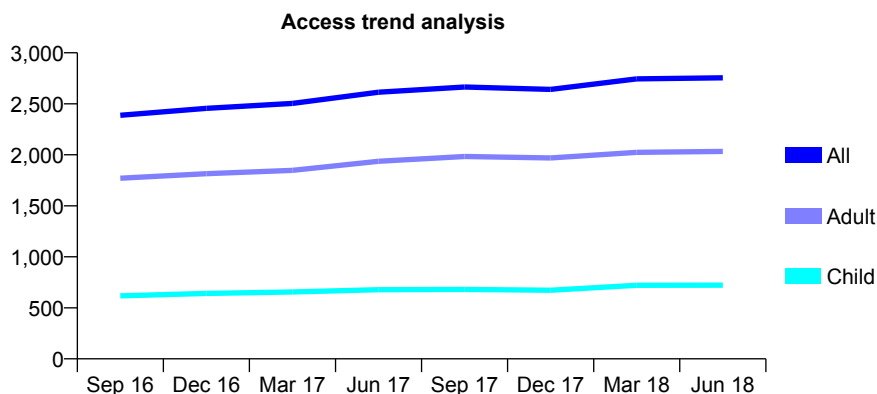
## Q60 - Vital Signs At a Glance Contract Report for 740993/0001 - June 2018

Name or company name	MR JC WONG
Contract type name	GDS Contract
Purpose of contract	General
Contract start date	01/04/2006
Contract end date	

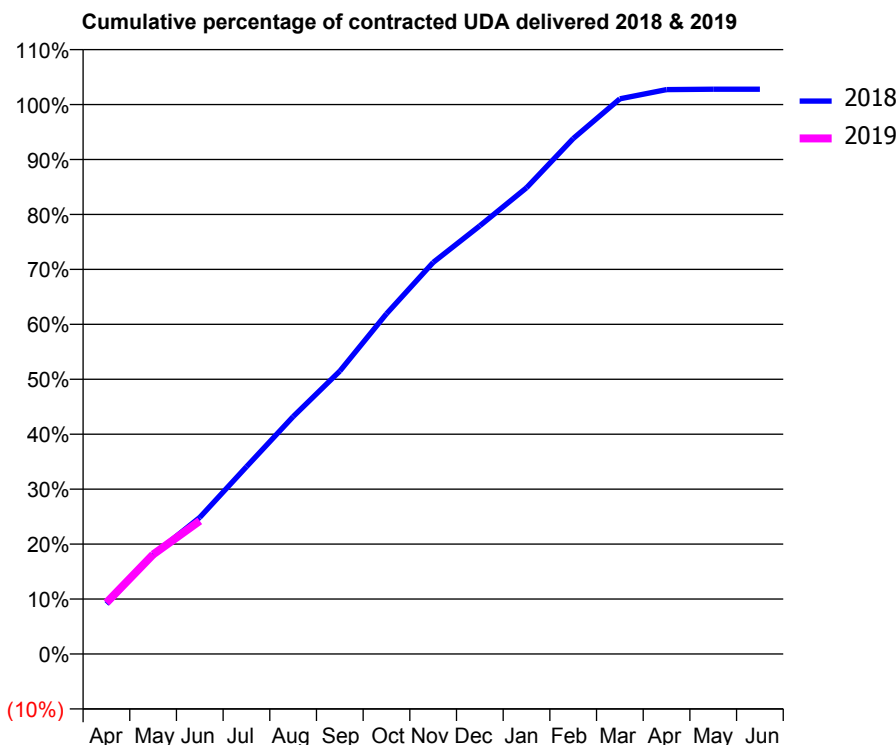
18/19 Contracted general activity (UDA)	8,120
Carry forward general activity (UDA)	0
18/19 Contracted orthodontic activity (UOA)	0
Carry forward orthodontic activity (UOA)	0
Baseline contract value	£234,876.39

### ACCESS\*

Patients seen in 24 months	Total	Change since previous quarter
Quarter ending June 2017	2,614	
Quarter ending September 2017	2,665	→
Quarter ending December 2017	2,641	→
Quarter ending March 2018	2,745	↑
Quarter ending June 2018	2,755	→
<b>Variance since June 2017</b>	<b>5.4%</b>	<b>↑</b>



### ACTIVITY



Month	Adjusted Scheduled Activity (UDA)	
	2018	2019
April	742	757
May	1,466	1,471
June	2,018	1,968
July	2,768	
August	3,509	
September	4,180	
October	5,028	
November	5,787	
December	6,329	
January	6,889	
February	7,617	
March	8,204	
April	8,341	
May	8,346	
June	8,346	

### QUALITY

	Quantity	Base Number	Contract	AT	Region	England
% of FP17s for the same patient ID Re-attending within 3 months - Children	15	308	4.9%	9.3%	11.3%	11.5%
% of FP17s for the same patient ID Re-attending within 3 months - Adults	94	880	10.7%	13.1%	14.9%	15.4%
% of FP17s for the same patient ID Re-attending between 3 & 9 months - Children	206	308	66.9%	61.2%	60.0%	58.9%
% of FP17s for the same patient ID Re-attending between 3 & 9 months - Adults	615	880	69.9%	55.8%	52.6%	51.6%
% of FP17s for Band 1 Urgent Courses	78	1,090	7.2%	6.9%	7.9%	8.9%
% of FP17s Relating to Free Repair or Replacements	6	1,090	0.6%	0.9%	0.8%	0.8%
% of FP17s Relating to Continuations	6	1,090	0.6%	1.1%	0.9%	0.9%
% of Patients satisfied with the dentistry they have received	3	3	N/A	93.4%	93.2%	93.2%
% of Patients satisfied with the time they had to wait for an appointment	3	3	N/A	90.7%	89.1%	88.8%

\* This is based on patients treated on this contract for their most recent course of treatment. Figures in italics indicate the base number of FP17s or Patient Questionnaire responses are less than 100. N/A is shown where the base number of responses is less than 10 during the period. % is calculated as Quantity/Base number\*100

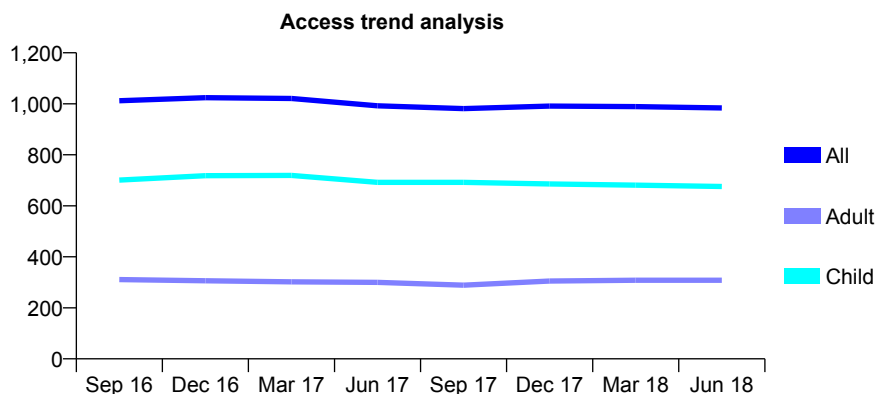
## Q60 - Vital Signs At a Glance Contract Report for 741361/0001 - June 2018

Name or company name	MISS SM BATHO
Contract type name	GDS Contract
Purpose of contract	General
Contract start date	01/04/2006
Contract end date	

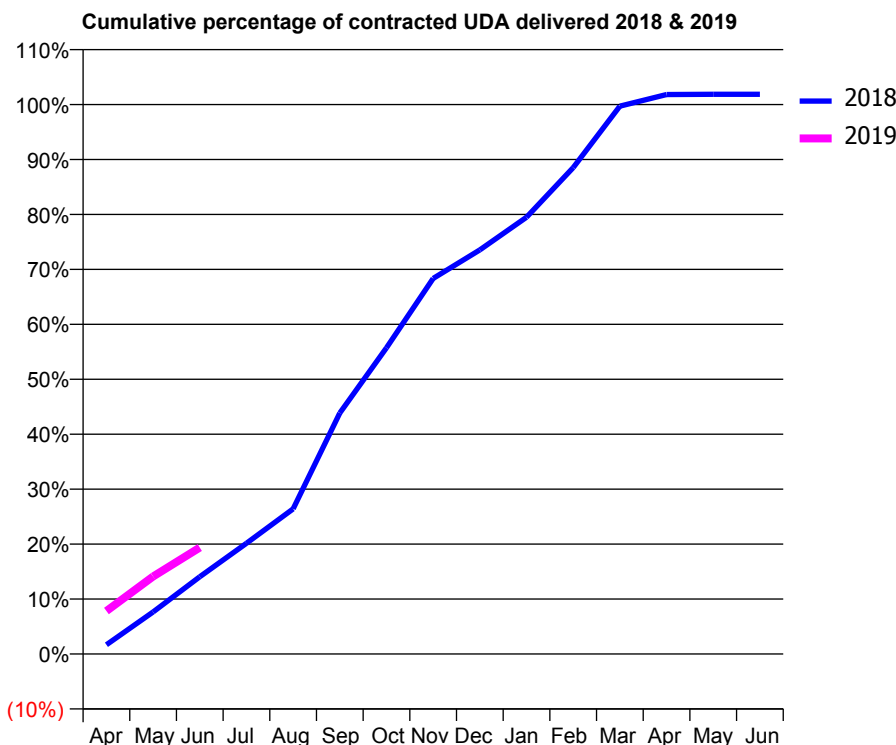
18/19 Contracted general activity (UDA)	2,100
Carry forward general activity (UDA)	0
18/19 Contracted orthodontic activity (UOA)	0
Carry forward orthodontic activity (UOA)	0
Baseline contract value	£47,208.00

### ACCESS\*

Patients seen in 24 months	Total	Change since previous quarter
Quarter ending June 2017	992	
Quarter ending September 2017	981	↓
Quarter ending December 2017	991	→
Quarter ending March 2018	989	→
Quarter ending June 2018	984	→
<b>Variance since June 2017</b>	<b>(0.8%)</b>	→



### ACTIVITY



Month	Adjusted Scheduled Activity (UDA)	
	2018	2019
April	35	164
May	161	296
June	295	407
July	423	
August	555	
September	921	
October	1,170	
November	1,435	
December	1,544	
January	1,669	
February	1,859	
March	2,094	
April	2,138	
May	2,139	
June	2,139	

### QUALITY

	Quantity	Base Number	Contract	AT	Region	England
% of FP17s for the same patient ID Re-attending within 3 months - Children	8	203	3.9%	9.3%	11.3%	11.5%
% of FP17s for the same patient ID Re-attending within 3 months - Adults	16	89	18.0%	13.1%	14.9%	15.4%
% of FP17s for the same patient ID Re-attending between 3 & 9 months - Children	142	203	70.0%	61.2%	60.0%	58.9%
% of FP17s for the same patient ID Re-attending between 3 & 9 months - Adults	44	89	49.4%	55.8%	52.6%	51.6%
% of FP17s for Band 1 Urgent Courses	20	261	7.7%	6.9%	7.9%	8.9%
% of FP17s Relating to Free Repair or Replacements	0	261	0.0%	0.9%	0.8%	0.8%
% of FP17s Relating to Continuations	0	261	0.0%	1.1%	0.9%	0.9%
% of Patients satisfied with the dentistry they have received	0	0	N/A	93.4%	93.2%	93.2%
% of Patients satisfied with the time they had to wait for an appointment	0	0	N/A	90.7%	89.1%	88.8%

\* This is based on patients treated on this contract for their most recent course of treatment. Figures in italics indicate the base number of FP17s or Patient Questionnaire responses are less than 100. N/A is shown where the base number of responses is less than 10 during the period. % is calculated as Quantity/Base number\*100

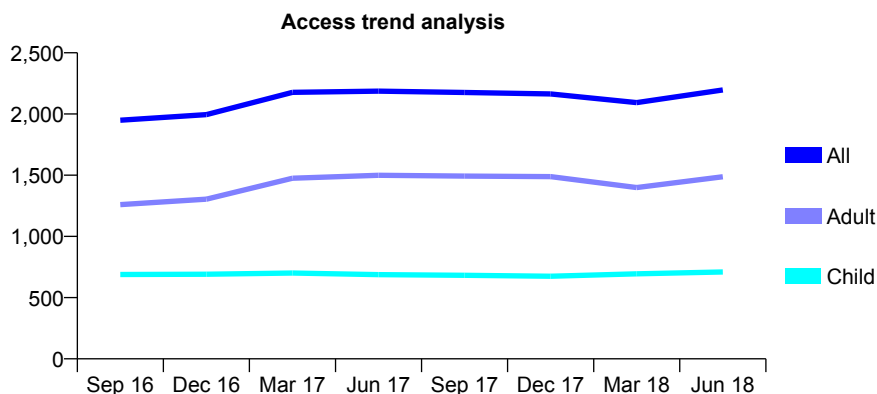
## Q60 - Vital Signs At a Glance Contract Report for 741396/0001 - June 2018

Name or company name	MR D CHILCOTT
Contract type name	GDS Contract
Purpose of contract	General
Contract start date	01/04/2006
Contract end date	

18/19 Contracted general activity (UDA)	6,679
Carry forward general activity (UDA)	0
18/19 Contracted orthodontic activity (UOA)	0
Carry forward orthodontic activity (UOA)	0
Baseline contract value	£174,310.89

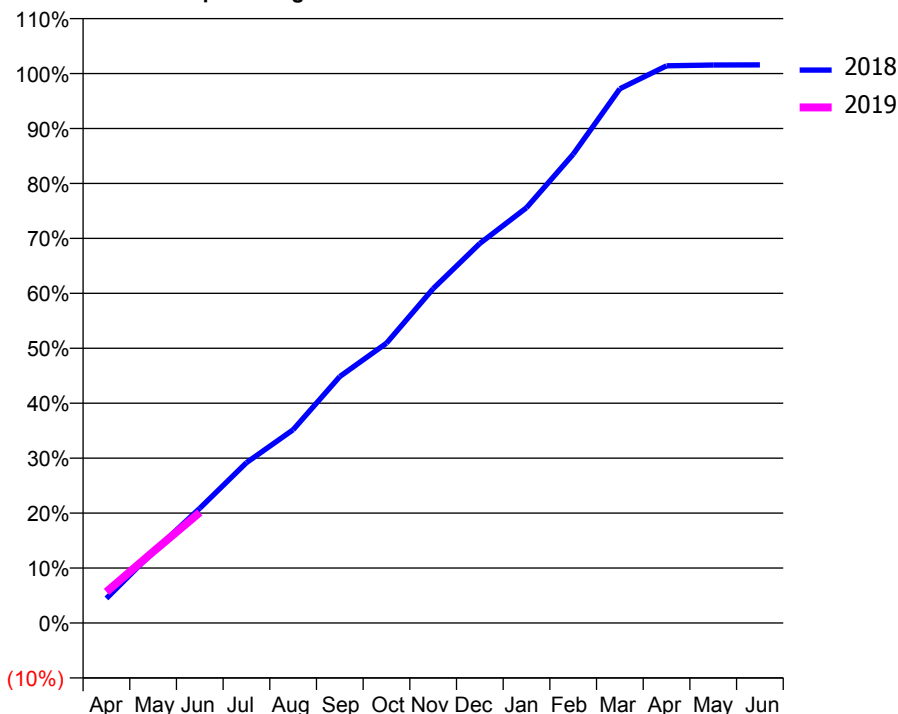
### ACCESS\*

Patients seen in 24 months	Total	Change since previous quarter
Quarter ending June 2017	2,187	
Quarter ending September 2017	2,176	→
Quarter ending December 2017	2,164	→
Quarter ending March 2018	2,093	↓
Quarter ending June 2018	2,197	↑
<b>Variance since June 2017</b>	<b>0.5%</b>	<b>→</b>



### ACTIVITY

Cumulative percentage of contracted UDA delivered 2018 & 2019



Adjusted Scheduled Activity (UDA)		
Month	2018	2019
April	254	378
May	736	867
June	1,186	1,344
July	1,657	
August	1,998	
September	2,548	
October	2,892	
November	3,456	
December	3,923	
January	4,292	
February	4,845	
March	5,522	
April	5,759	
May	5,767	
June	5,768	

### QUALITY

	Quantity	Base Number	Contract	AT	Region	England
% of FP17s for the same patient ID Re-attending within 3 months - Children	16	309	5.2%	9.3%	11.3%	11.5%
% of FP17s for the same patient ID Re-attending within 3 months - Adults	53	504	10.5%	13.1%	14.9%	15.4%
% of FP17s for the same patient ID Re-attending between 3 & 9 months - Children	206	309	66.7%	61.2%	60.0%	58.9%
% of FP17s for the same patient ID Re-attending between 3 & 9 months - Adults	264	504	52.4%	55.8%	52.6%	51.6%
% of FP17s for Band 1 Urgent Courses	5	696	0.7%	6.9%	7.9%	8.9%
% of FP17s Relating to Free Repair or Replacements	4	696	0.6%	0.9%	0.8%	0.8%
% of FP17s Relating to Continuations	10	696	1.4%	1.1%	0.9%	0.9%
% of Patients satisfied with the dentistry they have received	2	2	N/A	93.4%	93.2%	93.2%
% of Patients satisfied with the time they had to wait for an appointment	2	2	N/A	90.7%	89.1%	88.8%

\* This is based on patients treated on this contract for their most recent course of treatment. Figures in italics indicate the base number of FP17s or Patient Questionnaire responses are less than 100. N/A is shown where the base number of responses is less than 10 during the period. % is calculated as Quantity/Base number\*100



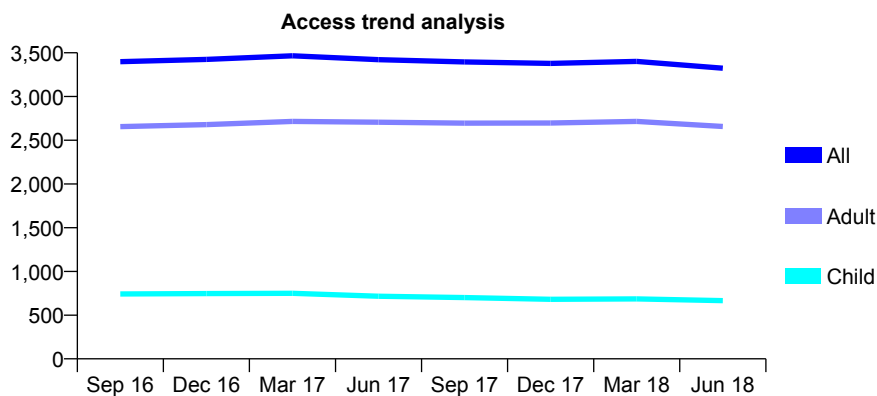
## Q60 - Vital Signs At a Glance Contract Report for 745804/0001 - June 2018

Name or company name	MR YM TSO
Contract type name	GDS Contract
Purpose of contract	General
Contract start date	01/04/2006
Contract end date	

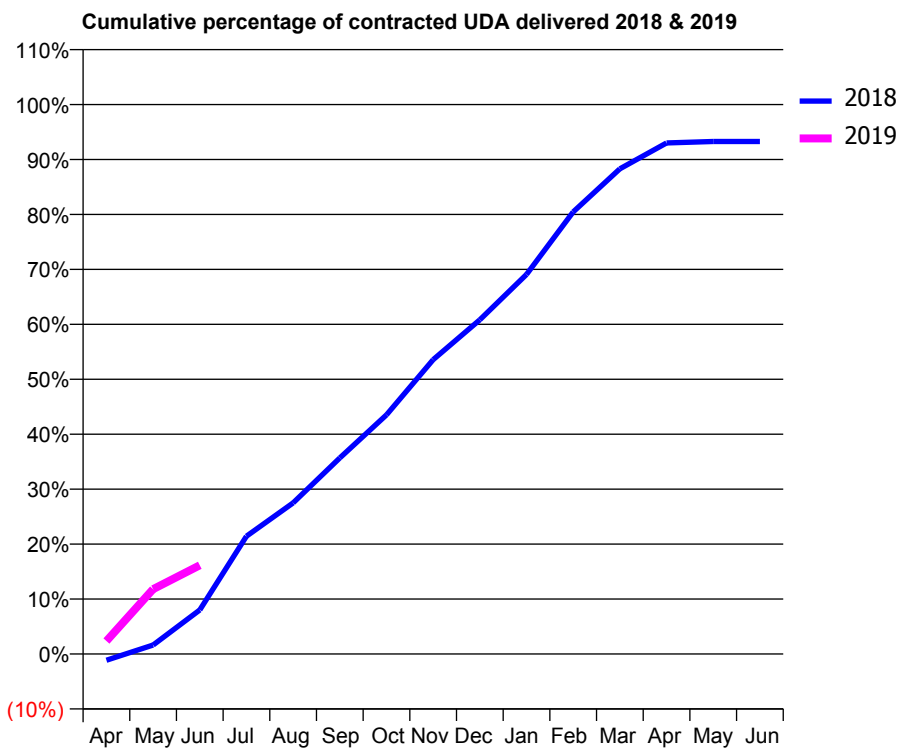
18/19 Contracted general activity (UDA)	8,200
Carry forward general activity (UDA)	0
18/19 Contracted orthodontic activity (UOA)	0
Carry forward orthodontic activity (UOA)	0
Baseline contract value	£239,108.40

### ACCESS\*

Patients seen in 24 months	Total	Change since previous quarter
Quarter ending June 2017	3,422	
Quarter ending September 2017	3,396	→
Quarter ending December 2017	3,378	→
Quarter ending March 2018	3,401	→
Quarter ending June 2018	3,324	↓
<b>Variance since June 2017</b>	<b>(2.9%)</b>	<b>↓</b>



### ACTIVITY



Month	Adjusted Scheduled Activity (UDA)	
	2018	2019
April	-95	194
May	134	969
June	657	1,325
July	1,758	
August	2,256	
September	2,926	
October	3,570	
November	4,393	
December	4,987	
January	5,663	
February	6,597	
March	7,241	
April	7,627	
May	7,648	
June	7,648	

### QUALITY

	Quantity	Base Number	Contract	AT	Region	England
% of FP17s for the same patient ID Re-attending within 3 months - Children	6	156	3.8%	9.3%	11.3%	11.5%
% of FP17s for the same patient ID Re-attending within 3 months - Adults	79	609	13.0%	13.1%	14.9%	15.4%
% of FP17s for the same patient ID Re-attending between 3 & 9 months - Children	43	156	27.6%	61.2%	60.0%	58.9%
% of FP17s for the same patient ID Re-attending between 3 & 9 months - Adults	149	609	24.5%	55.8%	52.6%	51.6%
% of FP17s for Band 1 Urgent Courses	60	567	10.6%	6.9%	7.9%	8.9%
% of FP17s Relating to Free Repair or Replacements	4	567	0.7%	0.9%	0.8%	0.8%
% of FP17s Relating to Continuations	6	567	1.1%	1.1%	0.9%	0.9%
% of Patients satisfied with the dentistry they have received	3	3	N/A	93.4%	93.2%	93.2%
% of Patients satisfied with the time they had to wait for an appointment	3	3	N/A	90.7%	89.1%	88.8%

\* This is based on patients treated on this contract for their most recent course of treatment. Figures in italics indicate the base number of FP17s or Patient Questionnaire responses are less than 100. N/A is shown where the base number of responses is less than 10 during the period. % is calculated as Quantity/Base number\*100

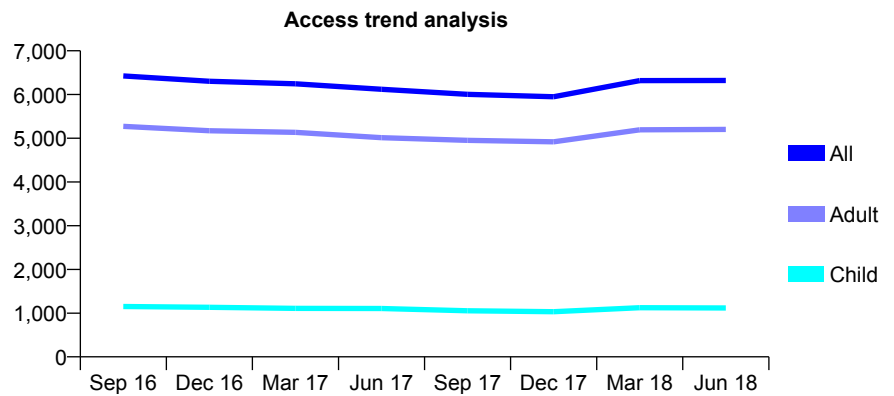
## Q60 - Vital Signs At a Glance Contract Report for 749559/0001 - June 2018

Name or company name	MR JC PREECE
Contract type name	GDS Contract
Purpose of contract	General
Contract start date	01/04/2006
Contract end date	

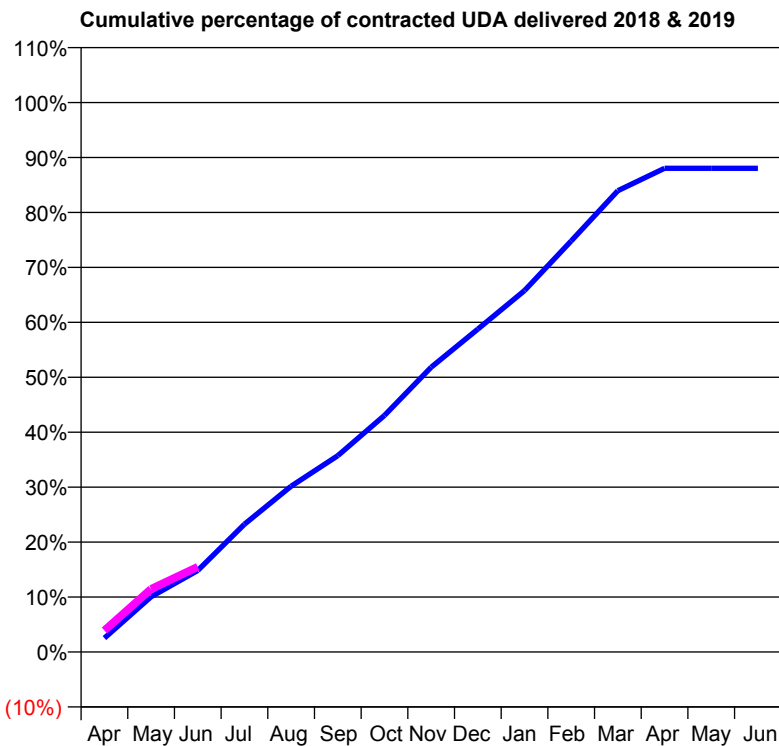
18/19 Contracted general activity (UDA)	19,778
Carry forward general activity (UDA)	0
18/19 Contracted orthodontic activity (UOA)	0
Carry forward orthodontic activity (UOA)	0
Baseline contract value	£567,448.17

### ACCESS\*

Patients seen in 24 months	Total	Change since previous quarter
Quarter ending June 2017	6,121	
Quarter ending September 2017	6,004	↓
Quarter ending December 2017	5,948	→
Quarter ending March 2018	6,317	↑
Quarter ending June 2018	6,321	→
<b>Variance since June 2017</b>	<b>3.3%</b>	<b>↑</b>



### ACTIVITY



Adjusted Scheduled Activity (UDA)		
Month	2018	2019
April	500	777
May	1,990	2,269
June	2,933	3,062
July	4,598	
August	5,966	
September	7,066	
October	8,518	
November	10,250	
December	11,620	
January	13,009	
February	14,792	
March	16,606	
April	17,412	
May	17,410	
June	17,410	

### QUALITY

	Quantity	Base Number	Contract	AT	Region	England
% of FP17s for the same patient ID Re-attending within 3 months - Children	24	415	5.8%	9.3%	11.3%	11.5%
% of FP17s for the same patient ID Re-attending within 3 months - Adults	198	1,847	10.7%	13.1%	14.9%	15.4%
% of FP17s for the same patient ID Re-attending between 3 & 9 months - Children	279	415	67.2%	61.2%	60.0%	58.9%
% of FP17s for the same patient ID Re-attending between 3 & 9 months - Adults	1,272	1,847	68.9%	55.8%	52.6%	51.6%
% of FP17s for Band 1 Urgent Courses	147	1,924	7.6%	6.9%	7.9%	8.9%
% of FP17s Relating to Free Repair or Replacements	13	1,924	0.7%	0.9%	0.8%	0.8%
% of FP17s Relating to Continuations	12	1,924	0.6%	1.1%	0.9%	0.9%
% of Patients satisfied with the dentistry they have received	7	7	N/A	93.4%	93.2%	93.2%
% of Patients satisfied with the time they had to wait for an appointment	6	7	N/A	90.7%	89.1%	88.8%

\* This is based on patients treated on this contract for their most recent course of treatment. Figures in italics indicate the base number of FP17s or Patient Questionnaire responses are less than 100. N/A is shown where the base number of responses is less than 10 during the period. % is calculated as Quantity/Base number\*100

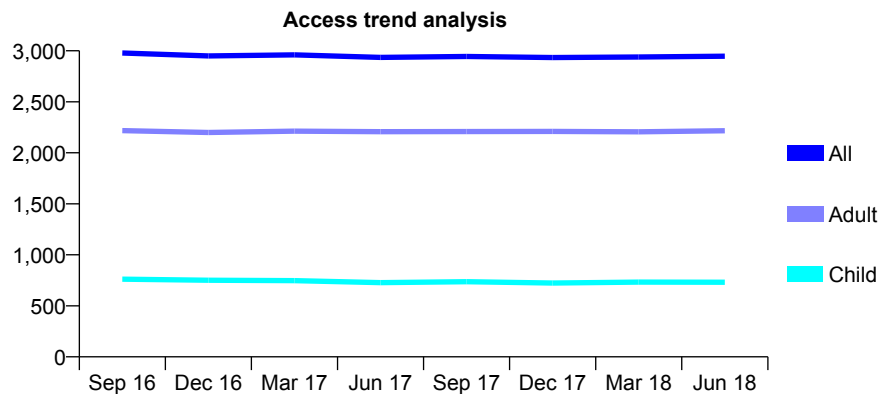
## Q60 - Vital Signs At a Glance Contract Report for 755362/0001 - June 2018

Name or company name	MR KS HUGHES
Contract type name	GDS Contract
Purpose of contract	General
Contract start date	01/04/2006
Contract end date	

18/19 Contracted general activity (UDA)	9,315
Carry forward general activity (UDA)	0
18/19 Contracted orthodontic activity (UOA)	0
Carry forward orthodontic activity (UOA)	0
Baseline contract value	£250,954.46

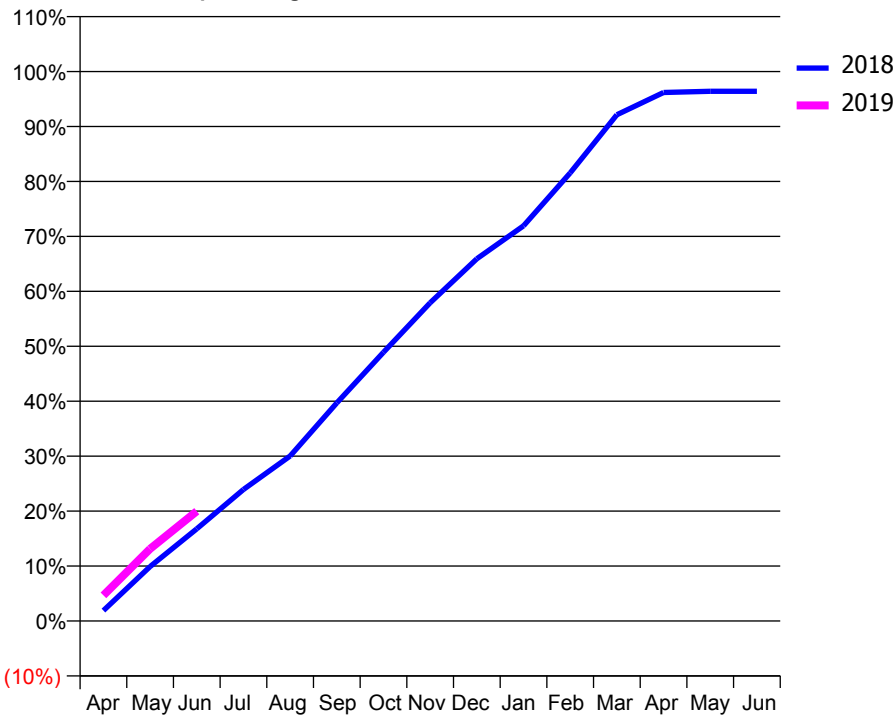
### ACCESS\*

Patients seen in 24 months	Total	Change since previous quarter
Quarter ending June 2017	2,935	
Quarter ending September 2017	2,945	→
Quarter ending December 2017	2,934	→
Quarter ending March 2018	2,939	→
Quarter ending June 2018	2,947	→
<b>Variance since June 2017</b>	<b>0.4%</b>	<b>→</b>



### ACTIVITY

Cumulative percentage of contracted UDA delivered 2018 & 2019



Month	Adjusted Scheduled Activity (UDA)	
	2018	2019
April	178	436
May	923	1,225
June	1,563	1,862
July	2,229	
August	2,798	
September	3,696	
October	4,556	
November	5,394	
December	6,140	
January	6,699	
February	7,596	
March	8,581	
April	8,960	
May	8,980	
June	8,980	

### QUALITY

	Quantity	Base Number	Contract	AT	Region	England
% of FP17s for the same patient ID Re-attending within 3 months - Children	30	343	8.7%	9.3%	11.3%	11.5%
% of FP17s for the same patient ID Re-attending within 3 months - Adults	123	883	13.9%	13.1%	14.9%	15.4%
% of FP17s for the same patient ID Re-attending between 3 & 9 months - Children	259	343	75.5%	61.2%	60.0%	58.9%
% of FP17s for the same patient ID Re-attending between 3 & 9 months - Adults	531	883	60.1%	55.8%	52.6%	51.6%
% of FP17s for Band 1 Urgent Courses	59	1,004	5.9%	6.9%	7.9%	8.9%
% of FP17s Relating to Free Repair or Replacements	16	1,004	1.6%	0.9%	0.8%	0.8%
% of FP17s Relating to Continuations	10	1,004	1.0%	1.1%	0.9%	0.9%
% of Patients satisfied with the dentistry they have received	4	4	N/A	93.4%	93.2%	93.2%
% of Patients satisfied with the time they had to wait for an appointment	4	4	N/A	90.7%	89.1%	88.8%

\* This is based on patients treated on this contract for their most recent course of treatment. Figures in italics indicate the base number of FP17s or Patient Questionnaire responses are less than 100. N/A is shown where the base number of responses is less than 10 during the period. % is calculated as Quantity/Base number\*100

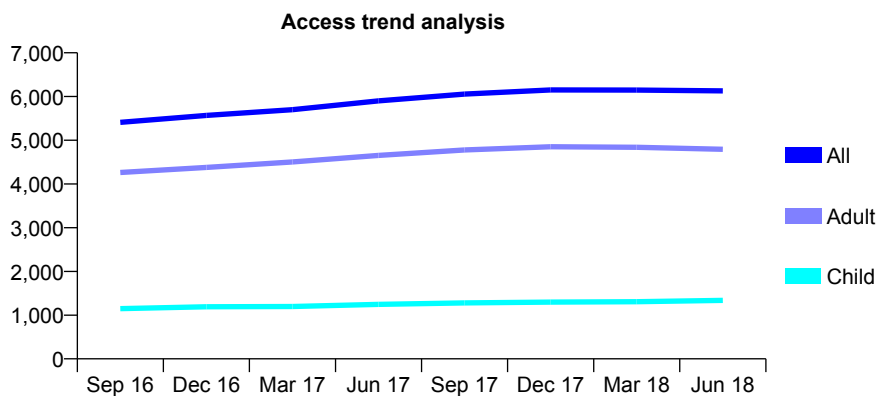
## Q60 - Vital Signs At a Glance Contract Report for 762571/0001 - June 2018

Name or company name	Cleobury Dental Practice Partnership
Contract type name	GDS Contract
Purpose of contract	General
Contract start date	01/12/2011
Contract end date	

18/19 Contracted general activity (UDA)	15,000
Carry forward general activity (UDA)	0
18/19 Contracted orthodontic activity (UOA)	0
Carry forward orthodontic activity (UOA)	0
Baseline contract value	£391,317.35

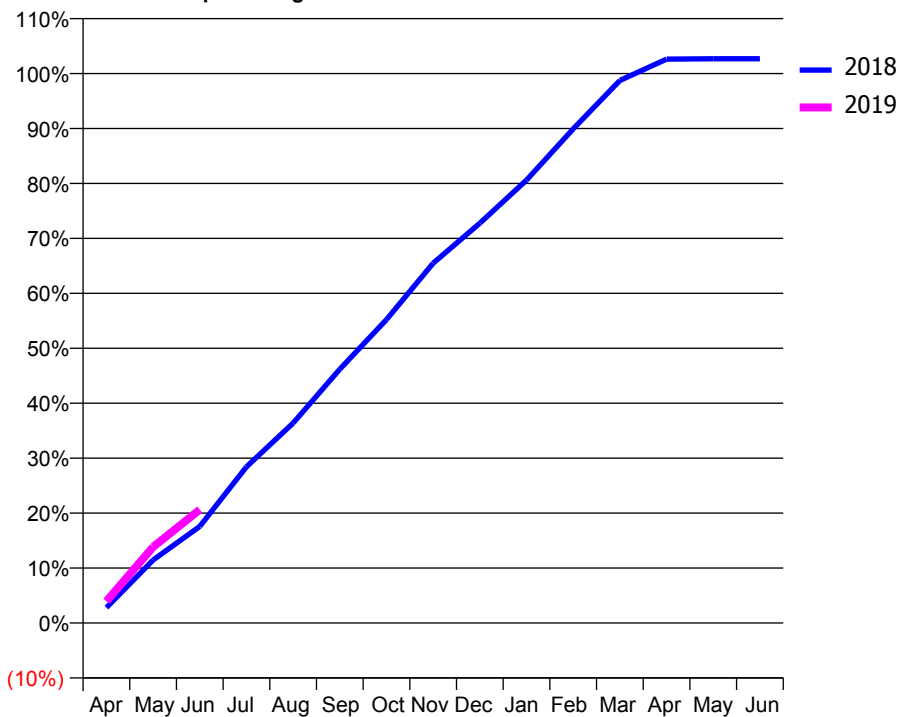
### ACCESS\*

Patients seen in 24 months	Total	Change since previous quarter
Quarter ending June 2017	5,900	
Quarter ending September 2017	6,055	↑
Quarter ending December 2017	6,150	→
Quarter ending March 2018	6,146	→
Quarter ending June 2018	6,128	→
<b>Variance since June 2017</b>	<b>3.9%</b>	<b>↑</b>



### ACTIVITY

Cumulative percentage of contracted UDA delivered 2018 & 2019



Month	Adjusted Scheduled Activity (UDA)	
	2018	2019
April	422	594
May	1,721	2,078
June	2,637	3,097
July	4,264	
August	5,458	
September	6,928	
October	8,284	
November	9,823	
December	10,913	
January	12,090	
February	13,488	
March	14,810	
April	15,392	
May	15,401	
June	15,402	

### QUALITY

	Quantity	Base Number	Contract	AT	Region	England
% of FP17s for the same patient ID Re-attending within 3 months - Children	38	561	6.8%	9.3%	11.3%	11.5%
% of FP17s for the same patient ID Re-attending within 3 months - Adults	168	1,693	9.9%	13.1%	14.9%	15.4%
% of FP17s for the same patient ID Re-attending between 3 & 9 months - Children	357	561	63.6%	61.2%	60.0%	58.9%
% of FP17s for the same patient ID Re-attending between 3 & 9 months - Adults	1,063	1,693	62.8%	55.8%	52.6%	51.6%
% of FP17s for Band 1 Urgent Courses	91	1,717	5.3%	6.9%	7.9%	8.9%
% of FP17s Relating to Free Repair or Replacements	9	1,717	0.5%	0.9%	0.8%	0.8%
% of FP17s Relating to Continuations	11	1,717	0.6%	1.1%	0.9%	0.9%
% of Patients satisfied with the dentistry they have received	5	5	N/A	93.4%	93.2%	93.2%
% of Patients satisfied with the time they had to wait for an appointment	5	5	N/A	90.7%	89.1%	88.8%

\* This is based on patients treated on this contract for their most recent course of treatment. Figures in italics indicate the base number of FP17s or Patient Questionnaire responses are less than 100. N/A is shown where the base number of responses is less than 10 during the period. % is calculated as Quantity/Base number\*100

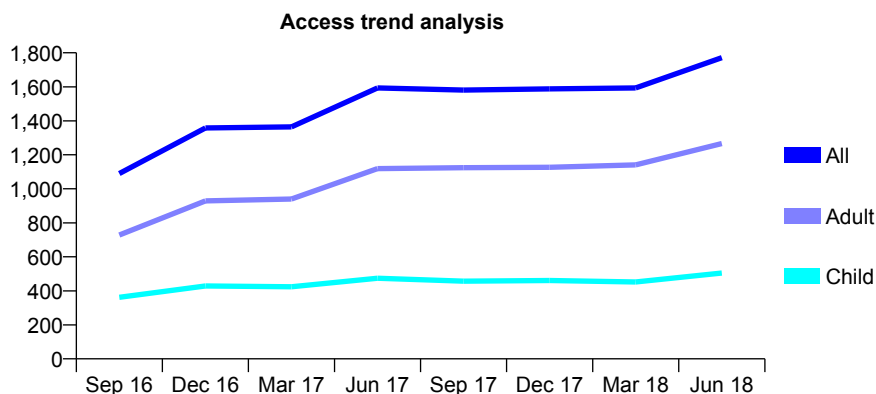
## Q60 - Vital Signs At a Glance Contract Report for 762776/0001 - June 2018

Name or company name	MR A SHAMSI
Contract type name	GDS Contract
Purpose of contract	General
Contract start date	01/04/2006
Contract end date	

18/19 Contracted general activity (UDA)	8,500
Carry forward general activity (UDA)	0
18/19 Contracted orthodontic activity (UOA)	0
Carry forward orthodontic activity (UOA)	0
Baseline contract value	£219,438.75

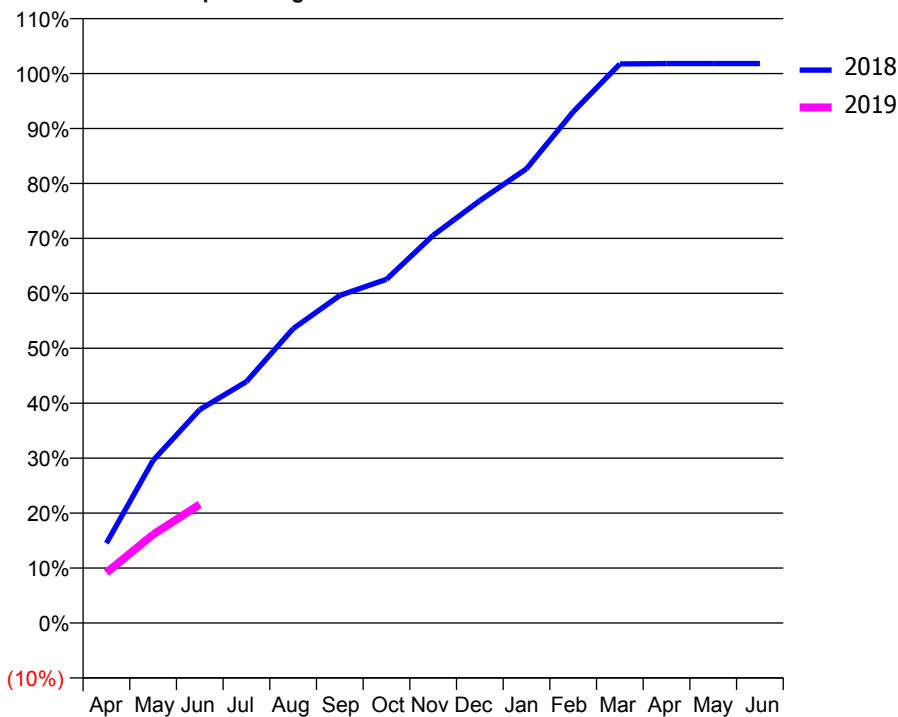
### ACCESS\*

Patients seen in 24 months	Total	Change since previous quarter
Quarter ending June 2017	1,593	
Quarter ending September 2017	1,581	→
Quarter ending December 2017	1,588	→
Quarter ending March 2018	1,593	→
Quarter ending June 2018	1,771	↑
<b>Variance since June 2017</b>	<b>11.2%</b>	<b>↑</b>



### ACTIVITY

Cumulative percentage of contracted UDA delivered 2018 & 2019



Month	Adjusted Scheduled Activity (UDA)	
	2018	2019
April	897	778
May	1,829	1,370
June	2,399	1,835
July	2,714	
August	3,310	
September	3,683	
October	3,864	
November	4,359	
December	4,748	
January	5,108	
February	5,747	
March	6,286	
April	6,290	
May	6,290	
June	6,290	

### QUALITY

	Quantity	Base Number	Contract	AT	Region	England
% of FP17s for the same patient ID Re-attending within 3 months - Children	5	165	3.0%	9.3%	11.3%	11.5%
% of FP17s for the same patient ID Re-attending within 3 months - Adults	30	370	8.1%	13.1%	14.9%	15.4%
% of FP17s for the same patient ID Re-attending between 3 & 9 months - Children	55	165	33.3%	61.2%	60.0%	58.9%
% of FP17s for the same patient ID Re-attending between 3 & 9 months - Adults	159	370	43.0%	55.8%	52.6%	51.6%
% of FP17s for Band 1 Urgent Courses	9	533	1.7%	6.9%	7.9%	8.9%
% of FP17s Relating to Free Repair or Replacements	0	533	0.0%	0.9%	0.8%	0.8%
% of FP17s Relating to Continuations	0	533	0.0%	1.1%	0.9%	0.9%
% of Patients satisfied with the dentistry they have received	1	1	N/A	93.4%	93.2%	93.2%
% of Patients satisfied with the time they had to wait for an appointment	1	1	N/A	90.7%	89.1%	88.8%

\* This is based on patients treated on this contract for their most recent course of treatment. Figures in italics indicate the base number of FP17s or Patient Questionnaire responses are less than 100. N/A is shown where the base number of responses is less than 10 during the period. % is calculated as Quantity/Base number\*100

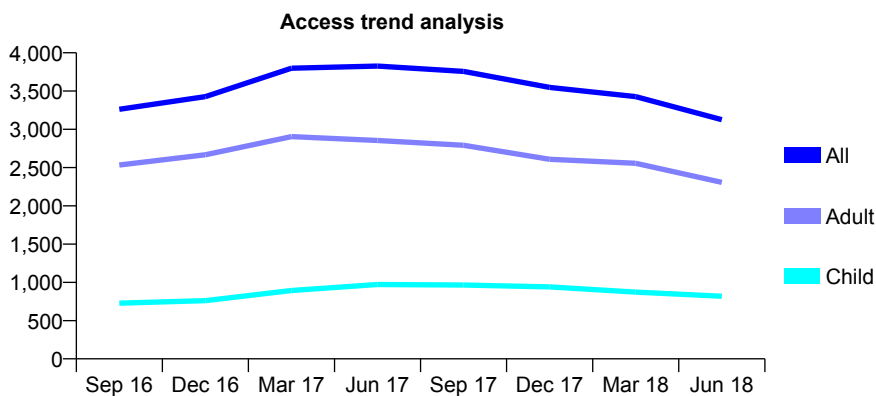
## Q60 - Vital Signs At a Glance Contract Report for 764442/0003 - June 2018

Name or company name	MR KS GAKHAL
Contract type name	GDS Contract
Purpose of contract	General
Contract start date	01/01/2012
Contract end date	

18/19 Contracted general activity (UDA)	9,882
Carry forward general activity (UDA)	0
18/19 Contracted orthodontic activity (UOA)	0
Carry forward orthodontic activity (UOA)	0
Baseline contract value	£266,407.73

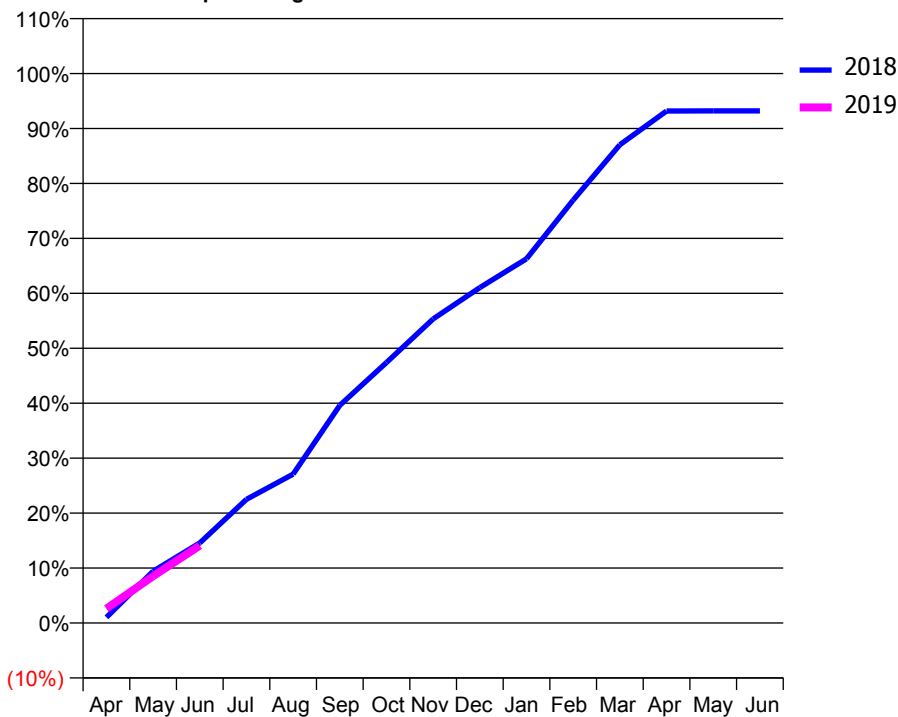
### ACCESS\*

Patients seen in 24 months	Total	Change since previous quarter
Quarter ending June 2017	3,826	
Quarter ending September 2017	3,756	↓
Quarter ending December 2017	3,548	↓
Quarter ending March 2018	3,428	↓
Quarter ending June 2018	3,126	↓
<b>Variance since June 2017</b>	<b>(18.3%)</b>	<b>↓</b>



### ACTIVITY

Cumulative percentage of contracted UDA delivered 2018 & 2019



Month	Adjusted Scheduled Activity (UDA)	
	2018	2019
April	102	258
May	931	843
June	1,439	1,393
July	2,223	
August	2,678	
September	3,915	
October	4,684	
November	5,468	
December	6,031	
January	6,551	
February	7,606	
March	8,600	
April	9,208	
May	9,211	
June	9,211	

### QUALITY

	Quantity	Base Number	Contract	AT	Region	England
% of FP17s for the same patient ID Re-attending within 3 months - Children	7	226	3.1%	9.3%	11.3%	11.5%
% of FP17s for the same patient ID Re-attending within 3 months - Adults	26	450	5.8%	13.1%	14.9%	15.4%
% of FP17s for the same patient ID Re-attending between 3 & 9 months - Children	76	226	33.6%	61.2%	60.0%	58.9%
% of FP17s for the same patient ID Re-attending between 3 & 9 months - Adults	206	450	45.8%	55.8%	52.6%	51.6%
% of FP17s for Band 1 Urgent Courses	9	489	1.8%	6.9%	7.9%	8.9%
% of FP17s Relating to Free Repair or Replacements	2	489	0.4%	0.9%	0.8%	0.8%
% of FP17s Relating to Continuations	1	489	0.2%	1.1%	0.9%	0.9%
% of Patients satisfied with the dentistry they have received	2	3	N/A	93.4%	93.2%	93.2%
% of Patients satisfied with the time they had to wait for an appointment	3	3	N/A	90.7%	89.1%	88.8%

\* This is based on patients treated on this contract for their most recent course of treatment. Figures in italics indicate the base number of FP17s or Patient Questionnaire responses are less than 100. N/A is shown where the base number of responses is less than 10 during the period. % is calculated as Quantity/Base number\*100

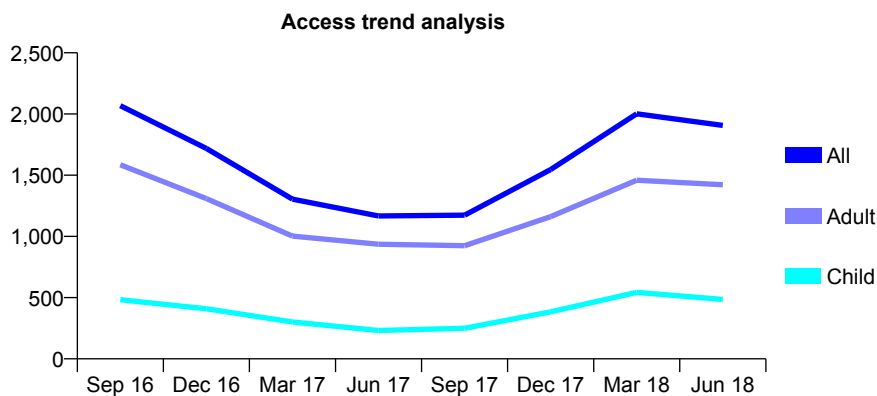
## Q60 - Vital Signs At a Glance Contract Report for 764442/0004 - June 2018

Name or company name	MR KS GAKHAL
Contract type name	PDS Contract
Purpose of contract	General
Contract start date	01/01/2012
Contract end date	31/12/2021

18/19 Contracted general activity (UDA)	5,401
Carry forward general activity (UDA)	0
18/19 Contracted orthodontic activity (UOA)	0
Carry forward orthodontic activity (UOA)	0
Baseline contract value	£150,212.70

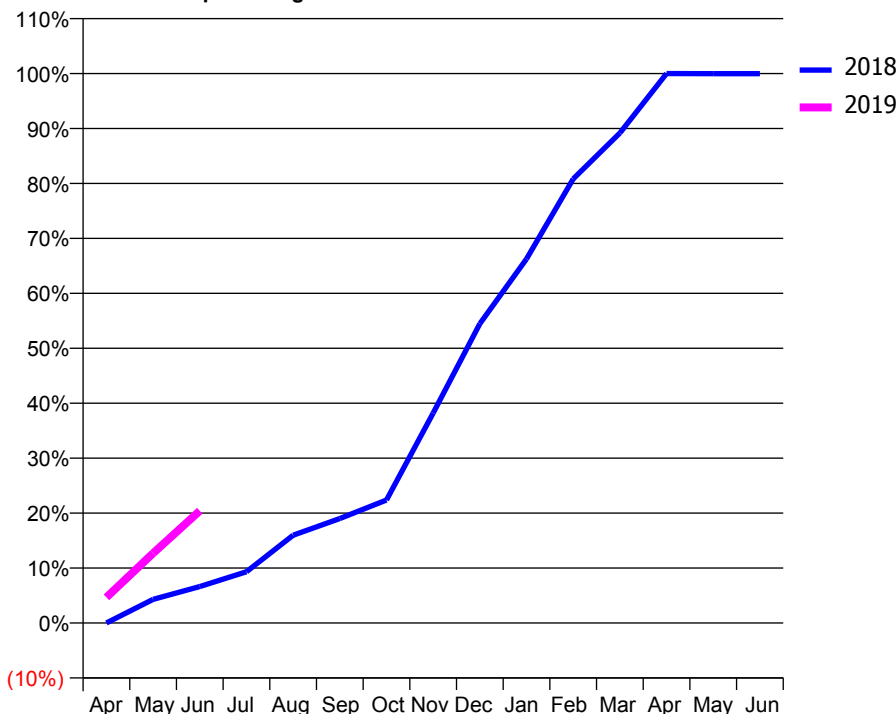
### ACCESS\*

Patients seen in 24 months	Total	Change since previous quarter
Quarter ending June 2017	1,167	
Quarter ending September 2017	1,174	→
Quarter ending December 2017	1,546	↑
Quarter ending March 2018	2,002	↑
Quarter ending June 2018	1,907	↓
<b>Variance since June 2017</b>	<b>63.4%</b>	<b>↑</b>



### ACTIVITY

Cumulative percentage of contracted UDA delivered 2018 & 2019



Month	Adjusted Scheduled Activity (UDA)	
	2018	2019
April	0	253
May	233	686
June	359	1,103
July	503	
August	863	
September	1,027	
October	1,210	
November	2,064	
December	2,942	
January	3,578	
February	4,365	
March	4,816	
April	5,401	
May	5,399	
June	5,399	

### QUALITY

	Quantity	Base Number	Contract	AT	Region	England
% of FP17s for the same patient ID Re-attending within 3 months - Children	13	219	5.9%	9.3%	11.3%	11.5%
% of FP17s for the same patient ID Re-attending within 3 months - Adults	33	550	6.0%	13.1%	14.9%	15.4%
% of FP17s for the same patient ID Re-attending between 3 & 9 months - Children	15	219	6.8%	61.2%	60.0%	58.9%
% of FP17s for the same patient ID Re-attending between 3 & 9 months - Adults	21	550	3.8%	55.8%	52.6%	51.6%
% of FP17s for Band 1 Urgent Courses	242	553	43.8%	6.9%	7.9%	8.9%
% of FP17s Relating to Free Repair or Replacements	2	553	0.4%	0.9%	0.8%	0.8%
% of FP17s Relating to Continuations	8	553	1.4%	1.1%	0.9%	0.9%
% of Patients satisfied with the dentistry they have received	2	2	N/A	93.4%	93.2%	93.2%
% of Patients satisfied with the time they had to wait for an appointment	2	2	N/A	90.7%	89.1%	88.8%

\* This is based on patients treated on this contract for their most recent course of treatment. Figures in italics indicate the base number of FP17s or Patient Questionnaire responses are less than 100. N/A is shown where the base number of responses is less than 10 during the period. % is calculated as Quantity/Base number\*100

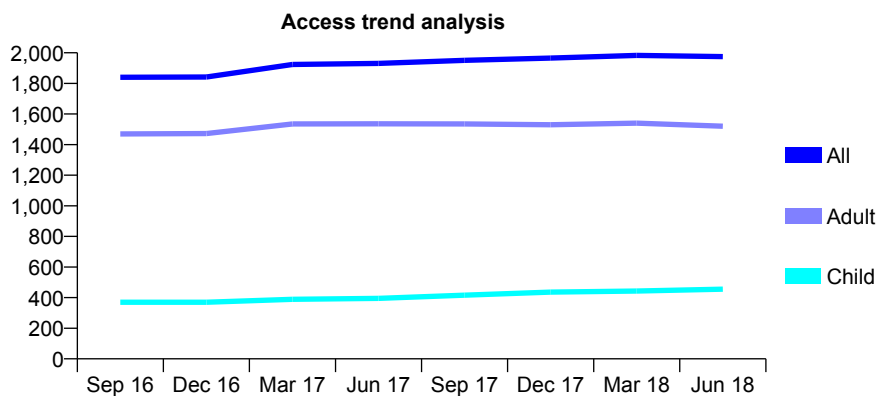
## Q60 - Vital Signs At a Glance Contract Report for 764442/0005 - June 2018

Name or company name	Mr BD Coleyshaw
Contract type name	GDS Contract
Purpose of contract	General
Contract start date	01/04/2012
Contract end date	

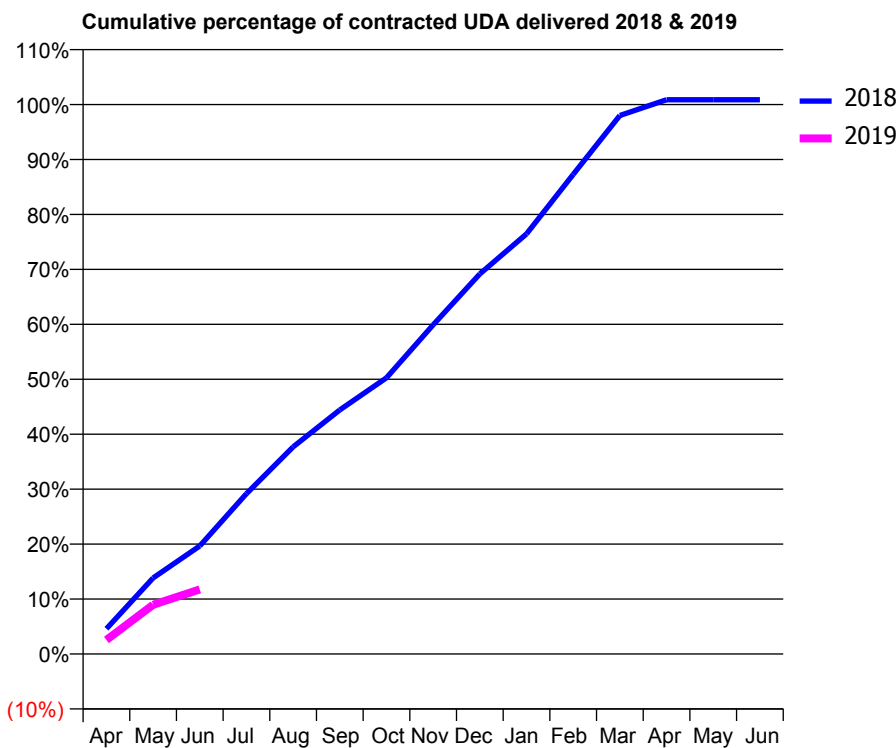
18/19 Contracted general activity (UDA)	7,418
Carry forward general activity (UDA)	0
18/19 Contracted orthodontic activity (UOA)	0
Carry forward orthodontic activity (UOA)	0
Baseline contract value	£171,704.01

### ACCESS\*

Patients seen in 24 months	Total	Change since previous quarter
Quarter ending June 2017	1,931	
Quarter ending September 2017	1,951	→
Quarter ending December 2017	1,966	→
Quarter ending March 2018	1,983	→
Quarter ending June 2018	1,975	→
<b>Variance since June 2017</b>	<b>2.3%</b>	<b>↑</b>



### ACTIVITY



Month	Adjusted Scheduled Activity (UDA)	
	2018	2019
April	273	191
May	820	666
June	1,163	872
July	1,728	
August	2,231	
September	2,628	
October	2,975	
November	3,545	
December	4,093	
January	4,524	
February	5,165	
March	5,800	
April	5,969	
May	5,969	
June	5,969	

### QUALITY

	Quantity	Base Number	Contract	AT	Region	England
% of FP17s for the same patient ID Re-attending within 3 months - Children	5	124	4.0%	9.3%	11.3%	11.5%
% of FP17s for the same patient ID Re-attending within 3 months - Adults	82	483	17.0%	13.1%	14.9%	15.4%
% of FP17s for the same patient ID Re-attending between 3 & 9 months - Children	66	124	53.2%	61.2%	60.0%	58.9%
% of FP17s for the same patient ID Re-attending between 3 & 9 months - Adults	293	483	60.7%	55.8%	52.6%	51.6%
% of FP17s for Band 1 Urgent Courses	70	520	13.5%	6.9%	7.9%	8.9%
% of FP17s Relating to Free Repair or Replacements	6	520	1.2%	0.9%	0.8%	0.8%
% of FP17s Relating to Continuations	9	520	1.7%	1.1%	0.9%	0.9%
% of Patients satisfied with the dentistry they have received	3	4	N/A	93.4%	93.2%	93.2%
% of Patients satisfied with the time they had to wait for an appointment	4	4	N/A	90.7%	89.1%	88.8%

\* This is based on patients treated on this contract for their most recent course of treatment. Figures in italics indicate the base number of FP17s or Patient Questionnaire responses are less than 100. N/A is shown where the base number of responses is less than 10 during the period. % is calculated as Quantity/Base number\*100



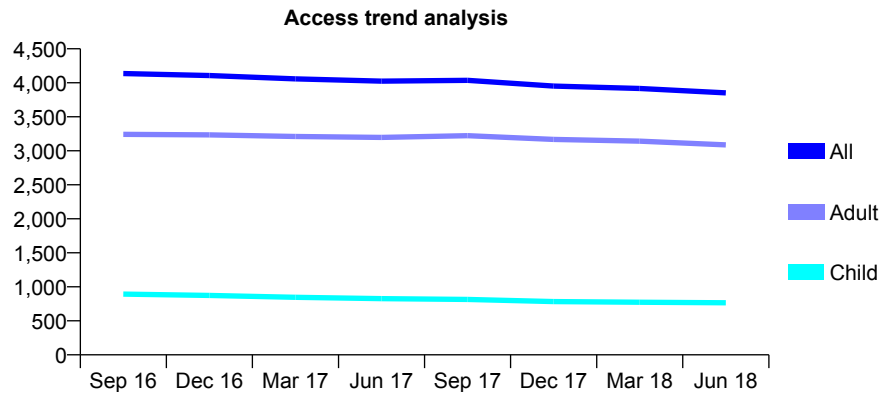
## Q60 - Vital Signs At a Glance Contract Report for 765554/0001 - June 2018

Name or company name	MR MA FARAHZAD
Contract type name	GDS Contract
Purpose of contract	General
Contract start date	01/04/2006
Contract end date	

18/19 Contracted general activity (UDA)	11,601
Carry forward general activity (UDA)	0
18/19 Contracted orthodontic activity (UOA)	0
Carry forward orthodontic activity (UOA)	0
Baseline contract value	£298,944.29

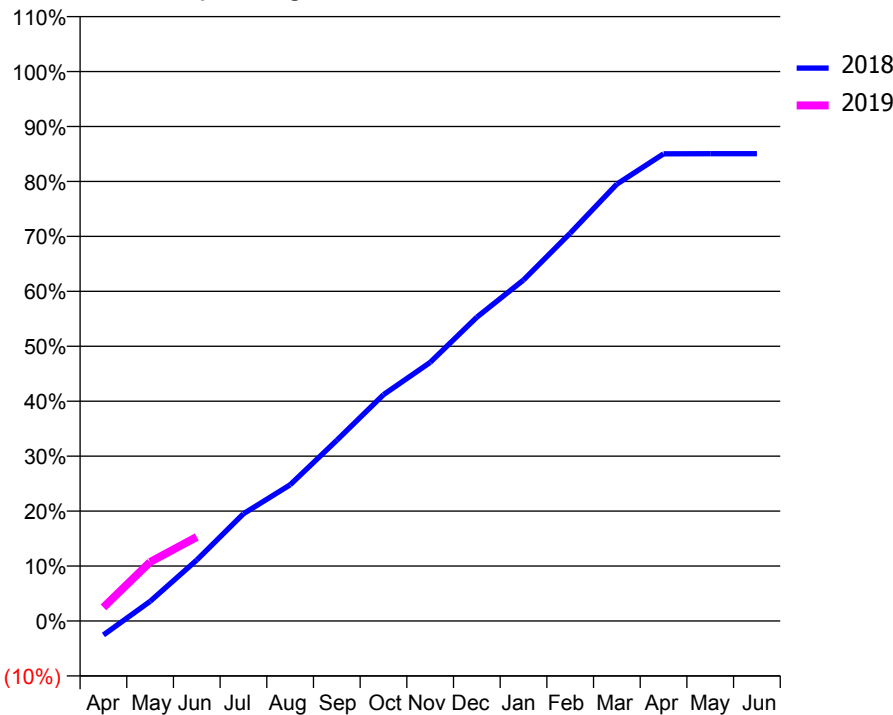
### ACCESS\*

Patients seen in 24 months	Total	Change since previous quarter
Quarter ending June 2017	4,024	
Quarter ending September 2017	4,037	→
Quarter ending December 2017	3,952	↓
Quarter ending March 2018	3,916	→
Quarter ending June 2018	3,852	↓
<b>Variance since June 2017</b>	<b>(4.3%)</b>	<b>↓</b>



### ACTIVITY

Cumulative percentage of contracted UDA delivered 2018 & 2019



Month	Adjusted Scheduled Activity (UDA)	
	2018	2019
April	-296	288
May	414	1,245
June	1,288	1,774
July	2,266	
August	2,875	
September	3,817	
October	4,779	
November	5,461	
December	6,413	
January	7,199	
February	8,187	
March	9,225	
April	9,864	
May	9,866	
June	9,866	

### QUALITY

	Quantity	Base Number	Contract	AT	Region	England
% of FP17s for the same patient ID Re-attending within 3 months - Children	16	212	7.5%	9.3%	11.3%	11.5%
% of FP17s for the same patient ID Re-attending within 3 months - Adults	174	942	18.5%	13.1%	14.9%	15.4%
% of FP17s for the same patient ID Re-attending between 3 & 9 months - Children	91	212	42.9%	61.2%	60.0%	58.9%
% of FP17s for the same patient ID Re-attending between 3 & 9 months - Adults	482	942	51.2%	55.8%	52.6%	51.6%
% of FP17s for Band 1 Urgent Courses	55	887	6.2%	6.9%	7.9%	8.9%
% of FP17s Relating to Free Repair or Replacements	9	887	1.0%	0.9%	0.8%	0.8%
% of FP17s Relating to Continuations	9	887	1.0%	1.1%	0.9%	0.9%
% of Patients satisfied with the dentistry they have received	12	13	92.3%	93.4%	93.2%	93.2%
% of Patients satisfied with the time they had to wait for an appointment	13	13	100.0%	90.7%	89.1%	88.8%

\* This is based on patients treated on this contract for their most recent course of treatment. Figures in italics indicate the base number of FP17s or Patient Questionnaire responses are less than 100. N/A is shown where the base number of responses is less than 10 during the period. % is calculated as Quantity/Base number\*100

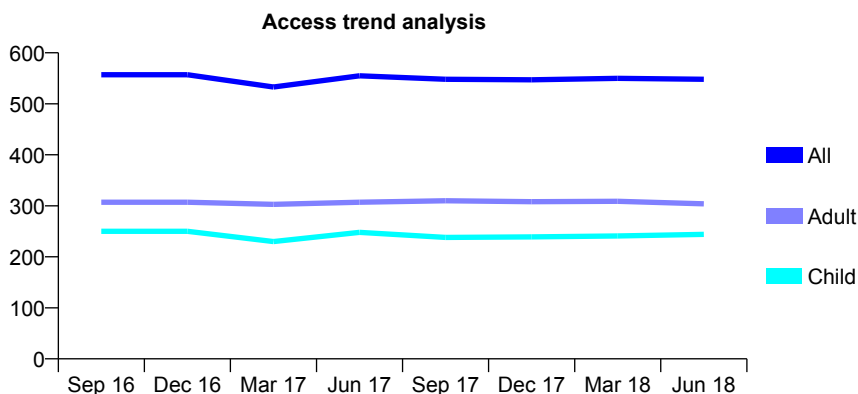
## Q60 - Vital Signs At a Glance Contract Report for 768650/0002 - June 2018

Name or company name	MR RB ROUGH
Contract type name	GDS Contract
Purpose of contract	General
Contract start date	18/01/2013
Contract end date	

18/19 Contracted general activity (UDA)	1,646
Carry forward general activity (UDA)	0
18/19 Contracted orthodontic activity (UOA)	0
Carry forward orthodontic activity (UOA)	0
Baseline contract value	£36,703.25

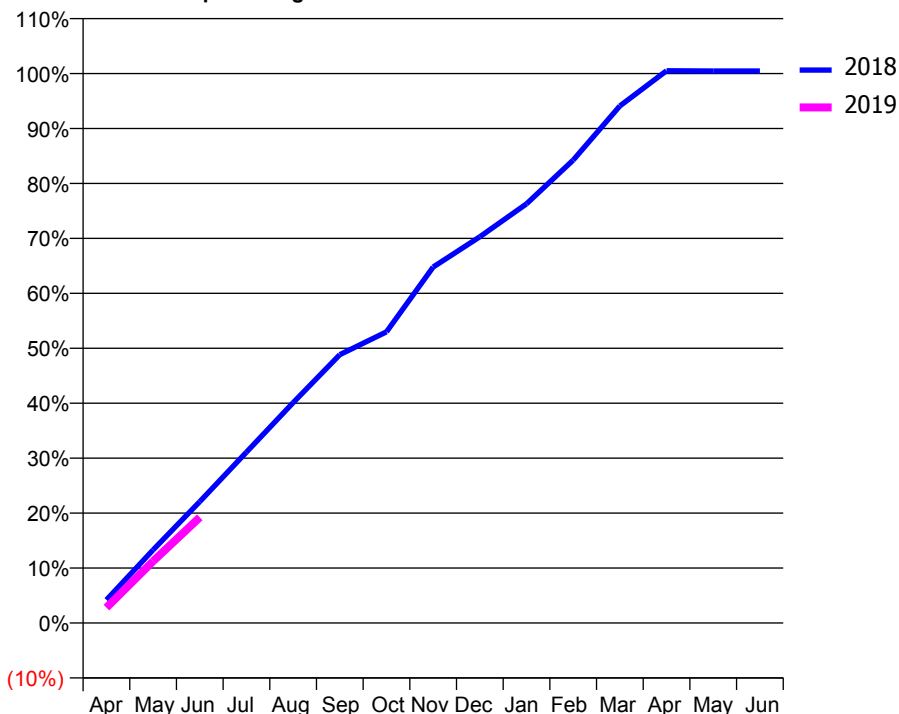
### ACCESS\*

Patients seen in 24 months	Total	Change since previous quarter
Quarter ending June 2017	555	
Quarter ending September 2017	548	↓
Quarter ending December 2017	547	→
Quarter ending March 2018	550	→
Quarter ending June 2018	548	→
<b>Variance since June 2017</b>	<b>(1.3%)</b>	<b>↓</b>



### ACTIVITY

Cumulative percentage of contracted UDA delivered 2018 & 2019



Adjusted Scheduled Activity (UDA)		
Month	2018	2019
April	69	46
May	219	185
June	364	316
July	512	
August	660	
September	804	
October	872	
November	1,066	
December	1,157	
January	1,256	
February	1,387	
March	1,549	
April	1,654	
May	1,653	
June	1,653	

### QUALITY

	Quantity	Base Number	Contract	AT	Region	England
% of FP17s for the same patient ID Re-attending within 3 months - Children	16	123	13.0%	9.3%	11.3%	11.5%
% of FP17s for the same patient ID Re-attending within 3 months - Adults	7	107	6.5%	13.1%	14.9%	15.4%
% of FP17s for the same patient ID Re-attending between 3 & 9 months - Children	75	123	61.0%	61.2%	60.0%	58.9%
% of FP17s for the same patient ID Re-attending between 3 & 9 months - Adults	78	107	72.9%	55.8%	52.6%	51.6%
% of FP17s for Band 1 Urgent Courses	7	188	3.7%	6.9%	7.9%	8.9%
% of FP17s Relating to Free Repair or Replacements	0	188	0.0%	0.9%	0.8%	0.8%
% of FP17s Relating to Continuations	0	188	0.0%	1.1%	0.9%	0.9%
% of Patients satisfied with the dentistry they have received	0	0	N/A	93.4%	93.2%	93.2%
% of Patients satisfied with the time they had to wait for an appointment	0	0	N/A	90.7%	89.1%	88.8%

\* This is based on patients treated on this contract for their most recent course of treatment. Figures in italics indicate the base number of FP17s or Patient Questionnaire responses are less than 100. N/A is shown where the base number of responses is less than 10 during the period. % is calculated as Quantity/Base number\*100

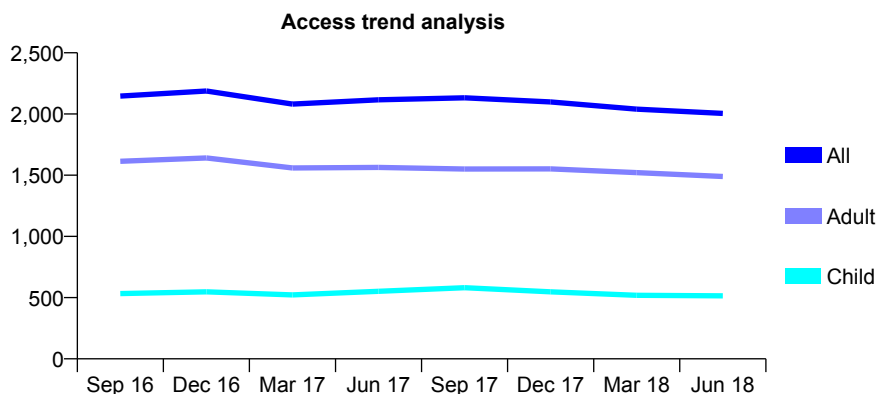
## Q60 - Vital Signs At a Glance Contract Report for 771244/0002 - June 2018

Name or company name	MRS H HELLER
Contract type name	GDS Contract
Purpose of contract	General
Contract start date	01/04/2006
Contract end date	

18/19 Contracted general activity (UDA)	5,415
Carry forward general activity (UDA)	0
18/19 Contracted orthodontic activity (UOA)	0
Carry forward orthodontic activity (UOA)	0
Baseline contract value	£154,353.23

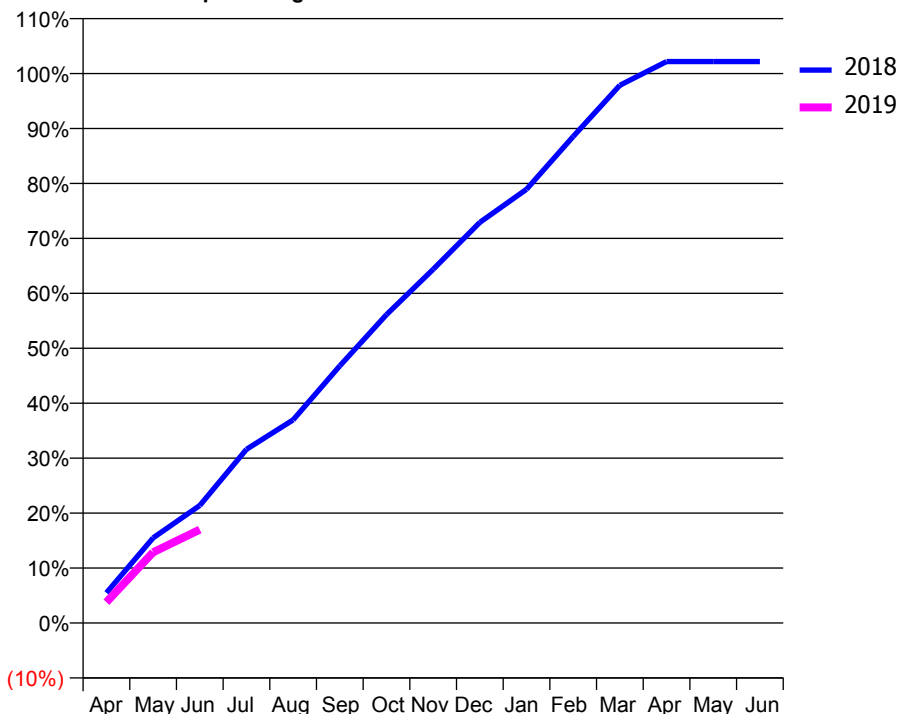
### ACCESS\*

Patients seen in 24 months	Total	Change since previous quarter
Quarter ending June 2017	2,116	
Quarter ending September 2017	2,132	→
Quarter ending December 2017	2,099	↓
Quarter ending March 2018	2,040	↓
Quarter ending June 2018	2,005	↓
<b>Variance since June 2017</b>	<b>(5.2%)</b>	<b>↓</b>



### ACTIVITY

Cumulative percentage of contracted UDA delivered 2018 & 2019



Adjusted Scheduled Activity (UDA)

Month	2018	2019
April	298	206
May	839	697
June	1,158	921
July	1,712	
August	2,001	
September	2,534	
October	3,039	
November	3,486	
December	3,948	
January	4,274	
February	4,795	
March	5,299	
April	5,532	
May	5,532	
June	5,532	

### QUALITY

	Quantity	Base Number	Contract	AT	Region	England
% of FP17s for the same patient ID Re-attending within 3 months - Children	6	169	3.6%	9.3%	11.3%	11.5%
% of FP17s for the same patient ID Re-attending within 3 months - Adults	57	477	11.9%	13.1%	14.9%	15.4%
% of FP17s for the same patient ID Re-attending between 3 & 9 months - Children	75	169	44.4%	61.2%	60.0%	58.9%
% of FP17s for the same patient ID Re-attending between 3 & 9 months - Adults	195	477	40.9%	55.8%	52.6%	51.6%
% of FP17s for Band 1 Urgent Courses	63	539	11.7%	6.9%	7.9%	8.9%
% of FP17s Relating to Free Repair or Replacements	0	539	0.0%	0.9%	0.8%	0.8%
% of FP17s Relating to Continuations	12	539	2.2%	1.1%	0.9%	0.9%
% of Patients satisfied with the dentistry they have received	2	3	N/A	93.4%	93.2%	93.2%
% of Patients satisfied with the time they had to wait for an appointment	1	3	N/A	90.7%	89.1%	88.8%

\* This is based on patients treated on this contract for their most recent course of treatment. Figures in italics indicate the base number of FP17s or Patient Questionnaire responses are less than 100. N/A is shown where the base number of responses is less than 10 during the period. % is calculated as Quantity/Base number\*100

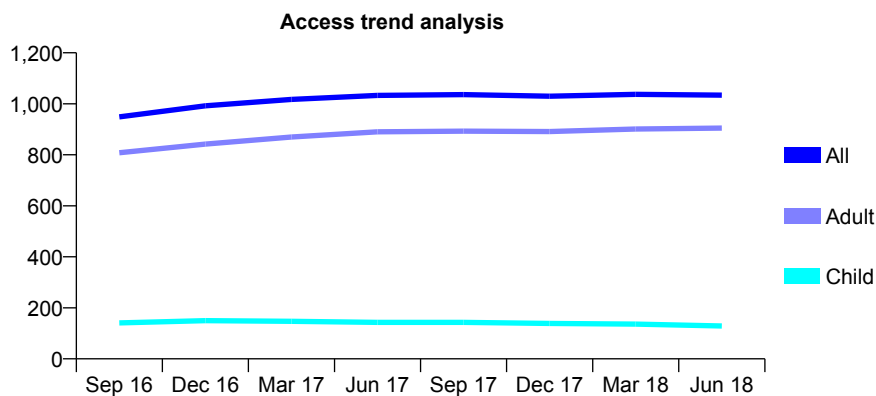
## Q60 - Vital Signs At a Glance Contract Report for 773662/0002 - June 2018

Name or company name	MR N O'DONOVAN
Contract type name	GDS Contract
Purpose of contract	General
Contract start date	10/12/2006
Contract end date	

18/19 Contracted general activity (UDA)	4,079
Carry forward general activity (UDA)	0
18/19 Contracted orthodontic activity (UOA)	0
Carry forward orthodontic activity (UOA)	0
Baseline contract value	£142,879.92

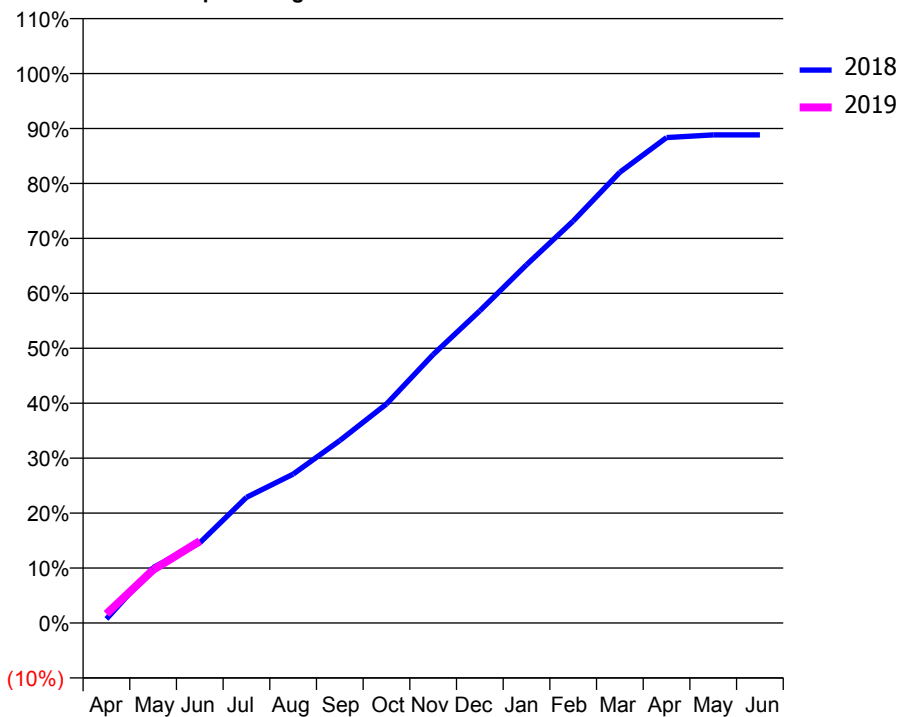
### ACCESS\*

Patients seen in 24 months	Total	Change since previous quarter
Quarter ending June 2017	1,033	
Quarter ending September 2017	1,036	→
Quarter ending December 2017	1,030	→
Quarter ending March 2018	1,037	→
Quarter ending June 2018	1,034	→
<b>Variance since June 2017</b>	<b>0.1%</b>	<b>→</b>



### ACTIVITY

Cumulative percentage of contracted UDA delivered 2018 & 2019



Month	Adjusted Scheduled Activity (UDA)	
	2018	2019
April	31	67
May	411	394
June	595	608
July	933	
August	1,105	
September	1,354	
October	1,626	
November	1,993	
December	2,318	
January	2,660	
February	2,984	
March	3,346	
April	3,604	
May	3,624	
June	3,624	

### QUALITY

	Quantity	Base Number	Contract	AT	Region	England
% of FP17s for the same patient ID Re-attending within 3 months - Children	2	37	5.4%	9.3%	11.3%	11.5%
% of FP17s for the same patient ID Re-attending within 3 months - Adults	40	338	11.8%	13.1%	14.9%	15.4%
% of FP17s for the same patient ID Re-attending between 3 & 9 months - Children	20	37	54.1%	61.2%	60.0%	58.9%
% of FP17s for the same patient ID Re-attending between 3 & 9 months - Adults	190	338	56.2%	55.8%	52.6%	51.6%
% of FP17s for Band 1 Urgent Courses	10	272	3.7%	6.9%	7.9%	8.9%
% of FP17s Relating to Free Repair or Replacements	7	272	2.6%	0.9%	0.8%	0.8%
% of FP17s Relating to Continuations	5	272	1.8%	1.1%	0.9%	0.9%
% of Patients satisfied with the dentistry they have received	1	1	N/A	93.4%	93.2%	93.2%
% of Patients satisfied with the time they had to wait for an appointment	1	1	N/A	90.7%	89.1%	88.8%

\* This is based on patients treated on this contract for their most recent course of treatment. Figures in italics indicate the base number of FP17s or Patient Questionnaire responses are less than 100. N/A is shown where the base number of responses is less than 10 during the period. % is calculated as Quantity/Base number\*100

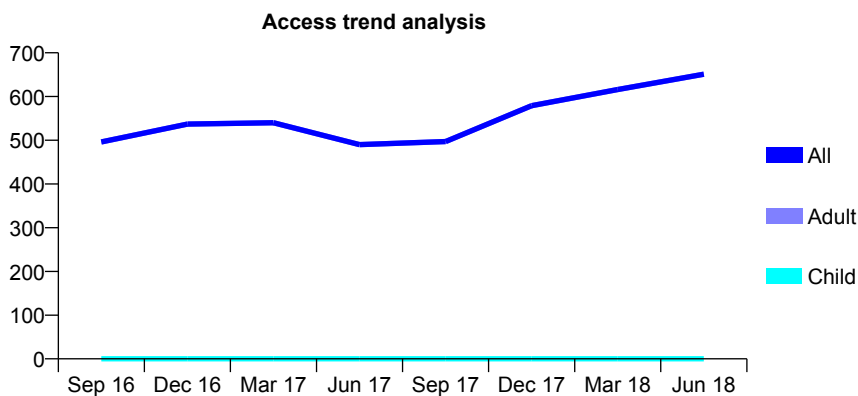
## Q60 - Vital Signs At a Glance Contract Report for 775029/0001 - June 2018

Name or company name	Mr J S Hear and Partner
Contract type name	GDS Contract
Purpose of contract	General
Contract start date	01/04/2006
Contract end date	

18/19 Contracted general activity (UDA)	2,766
Carry forward general activity (UDA)	0
18/19 Contracted orthodontic activity (UOA)	0
Carry forward orthodontic activity (UOA)	0
Baseline contract value	£82,635.21

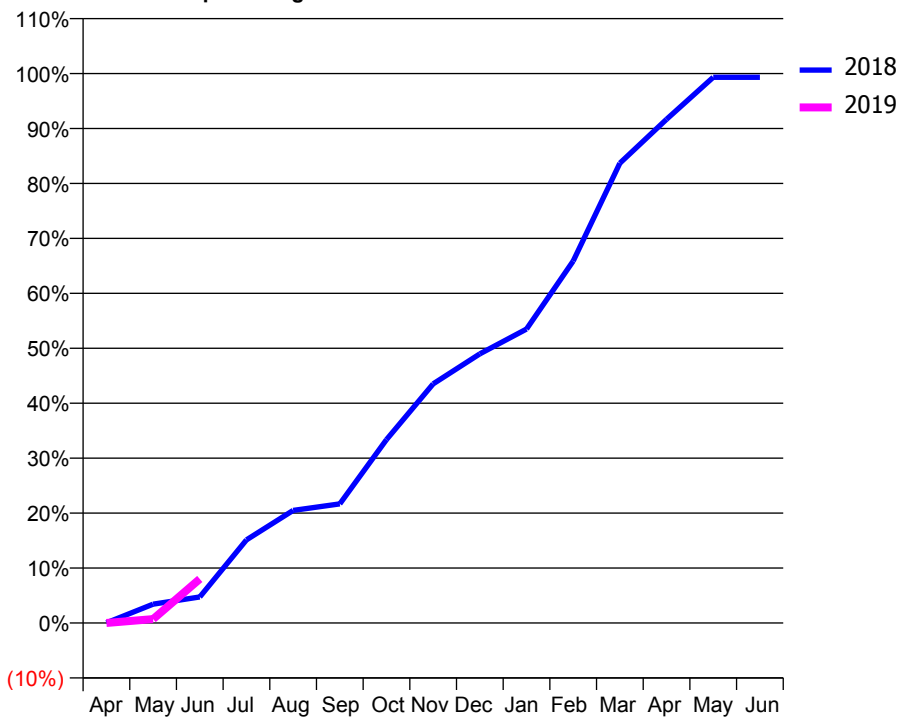
### ACCESS\*

Patients seen in 24 months	Total	Change since previous quarter
Quarter ending June 2017	490	
Quarter ending September 2017	497	→
Quarter ending December 2017	579	↑
Quarter ending March 2018	616	↑
Quarter ending June 2018	651	↑
<b>Variance since June 2017</b>	<b>32.9%</b>	<b>↑</b>



### ACTIVITY

Cumulative percentage of contracted UDA delivered 2018 & 2019



Adjusted Scheduled Activity (UDA)		
Month	2018	2019
April	1	0
May	95	20
June	131	222
July	418	
August	567	
September	600	
October	924	
November	1,204	
December	1,355	
January	1,480	
February	1,822	
March	2,315	
April	2,536	
May	2,747	
June	2,747	

### QUALITY

	Quantity	Base Number	Contract	AT	Region	England
% of FP17s for the same patient ID Re-attending within 3 months - Children	0	0	N/A	9.3%	11.3%	11.5%
% of FP17s for the same patient ID Re-attending within 3 months - Adults	12	130	9.2%	13.1%	14.9%	15.4%
% of FP17s for the same patient ID Re-attending between 3 & 9 months - Children	0	0	N/A	61.2%	60.0%	58.9%
% of FP17s for the same patient ID Re-attending between 3 & 9 months - Adults	15	130	11.5%	55.8%	52.6%	51.6%
% of FP17s for Band 1 Urgent Courses	0	54	0.0%	6.9%	7.9%	8.9%
% of FP17s Relating to Free Repair or Replacements	0	54	0.0%	0.9%	0.8%	0.8%
% of FP17s Relating to Continuations	0	54	0.0%	1.1%	0.9%	0.9%
% of Patients satisfied with the dentistry they have received	1	1	N/A	93.4%	93.2%	93.2%
% of Patients satisfied with the time they had to wait for an appointment	0	1	N/A	90.7%	89.1%	88.8%

\* This is based on patients treated on this contract for their most recent course of treatment. Figures in italics indicate the base number of FP17s or Patient Questionnaire responses are less than 100. N/A is shown where the base number of responses is less than 10 during the period. % is calculated as Quantity/Base number\*100

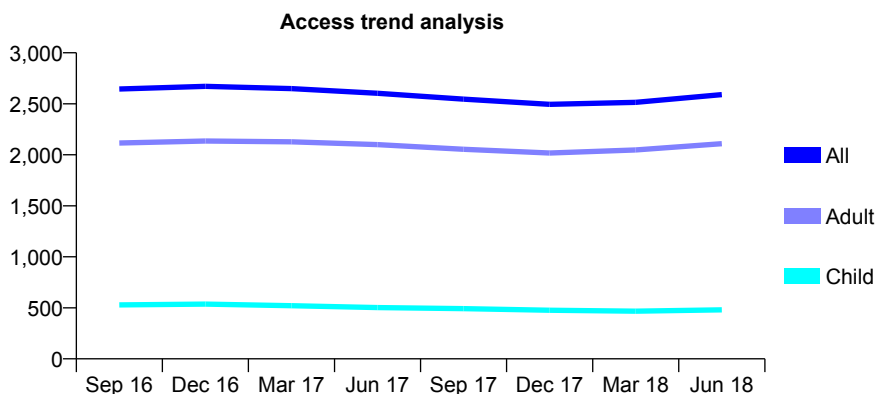
## Q60 - Vital Signs At a Glance Contract Report for 775207/0001 - June 2018

Name or company name	Albert Dental Practice
Contract type name	GDS Contract
Purpose of contract	General
Contract start date	18/11/2007
Contract end date	

18/19 Contracted general activity (UDA)	8,967
Carry forward general activity (UDA)	0
18/19 Contracted orthodontic activity (UOA)	0
Carry forward orthodontic activity (UOA)	0
Baseline contract value	£212,792.25

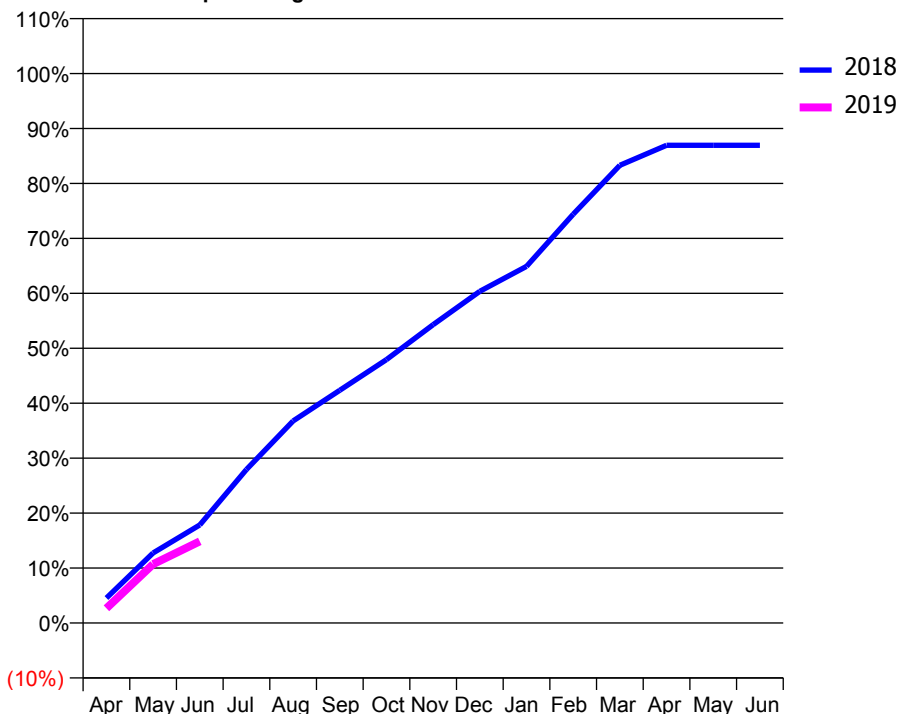
### ACCESS\*

Patients seen in 24 months	Total	Change since previous quarter
Quarter ending June 2017	2,603	
Quarter ending September 2017	2,546	↓
Quarter ending December 2017	2,495	↓
Quarter ending March 2018	2,515	→
Quarter ending June 2018	2,590	↑
<b>Variance since June 2017</b>	<b>(0.5%)</b>	→



### ACTIVITY

Cumulative percentage of contracted UDA delivered 2018 & 2019



Month	Adjusted Scheduled Activity (UDA)	
	2018	2019
April	408	240
May	1,144	960
June	1,601	1,333
July	2,505	
August	3,298	
September	3,799	
October	4,299	
November	4,869	
December	5,414	
January	5,821	
February	6,671	
March	7,470	
April	7,795	
May	7,795	
June	7,795	

### QUALITY

	Quantity	Base Number	Contract	AT	Region	England
% of FP17s for the same patient ID Re-attending within 3 months - Children	7	160	4.4%	9.3%	11.3%	11.5%
% of FP17s for the same patient ID Re-attending within 3 months - Adults	93	713	13.0%	13.1%	14.9%	15.4%
% of FP17s for the same patient ID Re-attending between 3 & 9 months - Children	87	160	54.4%	61.2%	60.0%	58.9%
% of FP17s for the same patient ID Re-attending between 3 & 9 months - Adults	333	713	46.7%	55.8%	52.6%	51.6%
% of FP17s for Band 1 Urgent Courses	92	720	12.8%	6.9%	7.9%	8.9%
% of FP17s Relating to Free Repair or Replacements	6	720	0.8%	0.9%	0.8%	0.8%
% of FP17s Relating to Continuations	9	720	1.3%	1.1%	0.9%	0.9%
% of Patients satisfied with the dentistry they have received	3	3	N/A	93.4%	93.2%	93.2%
% of Patients satisfied with the time they had to wait for an appointment	3	3	N/A	90.7%	89.1%	88.8%

\* This is based on patients treated on this contract for their most recent course of treatment. Figures in italics indicate the base number of FP17s or Patient Questionnaire responses are less than 100. N/A is shown where the base number of responses is less than 10 during the period. % is calculated as Quantity/Base number\*100

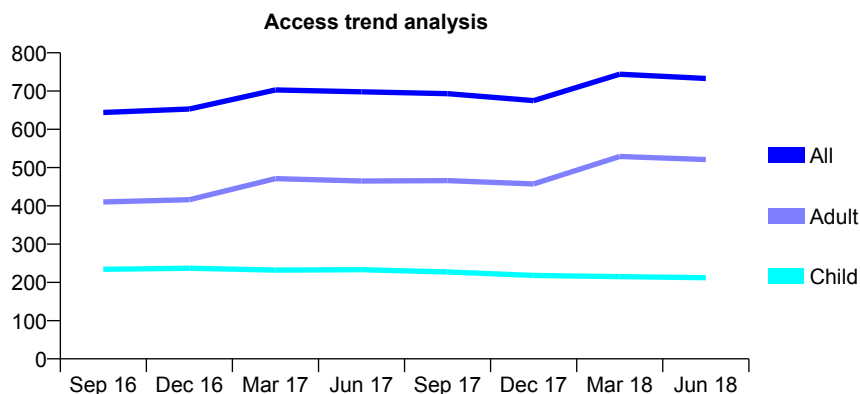
## Q60 - Vital Signs At a Glance Contract Report for 809977/0001 - June 2018

Name or company name	MR JM ATKINSON
Contract type name	GDS Contract
Purpose of contract	General
Contract start date	01/04/2006
Contract end date	

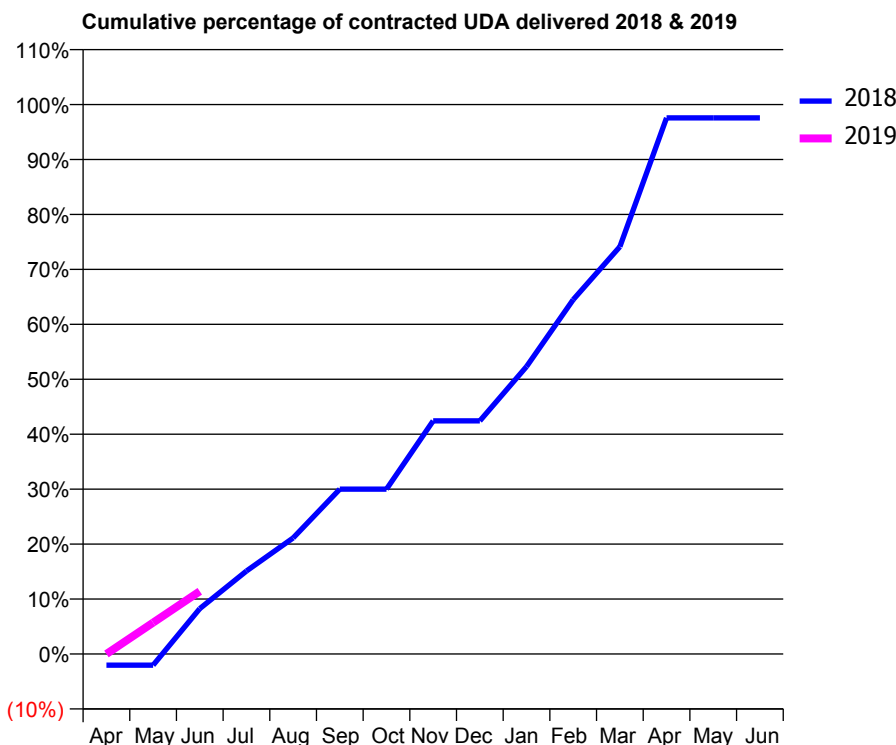
18/19 Contracted general activity (UDA)	1,904
Carry forward general activity (UDA)	0
18/19 Contracted orthodontic activity (UOA)	0
Carry forward orthodontic activity (UOA)	0
Baseline contract value	£46,095.72

### ACCESS\*

Patients seen in 24 months	Total	Change since previous quarter
Quarter ending June 2017	698	
Quarter ending September 2017	693	→
Quarter ending December 2017	675	↓
Quarter ending March 2018	744	↑
Quarter ending June 2018	733	↓
<b>Variance since June 2017</b>	<b>5.0%</b>	<b>↑</b>



### ACTIVITY



Month	Adjusted Scheduled Activity (UDA)	
	2018	2019
April	-39	0
May	-39	109
June	157	218
July	288	
August	402	
September	571	
October	571	
November	808	
December	808	
January	996	
February	1,228	
March	1,411	
April	1,858	
May	1,858	
June	1,858	

### QUALITY

	Quantity	Base Number	Contract	AT	Region	England
% of FP17s for the same patient ID Re-attending within 3 months - Children	3	88	3.4%	9.3%	11.3%	11.5%
% of FP17s for the same patient ID Re-attending within 3 months - Adults	13	181	7.2%	13.1%	14.9%	15.4%
% of FP17s for the same patient ID Re-attending between 3 & 9 months - Children	51	88	58.0%	61.2%	60.0%	58.9%
% of FP17s for the same patient ID Re-attending between 3 & 9 months - Adults	93	181	51.4%	55.8%	52.6%	51.6%
% of FP17s for Band 1 Urgent Courses	3	128	2.3%	6.9%	7.9%	8.9%
% of FP17s Relating to Free Repair or Replacements	0	128	0.0%	0.9%	0.8%	0.8%
% of FP17s Relating to Continuations	0	128	0.0%	1.1%	0.9%	0.9%
% of Patients satisfied with the dentistry they have received	1	1	N/A	93.4%	93.2%	93.2%
% of Patients satisfied with the time they had to wait for an appointment	1	1	N/A	90.7%	89.1%	88.8%

\* This is based on patients treated on this contract for their most recent course of treatment. Figures in italics indicate the base number of FP17s or Patient Questionnaire responses are less than 100. N/A is shown where the base number of responses is less than 10 during the period. % is calculated as Quantity/Base number\*100

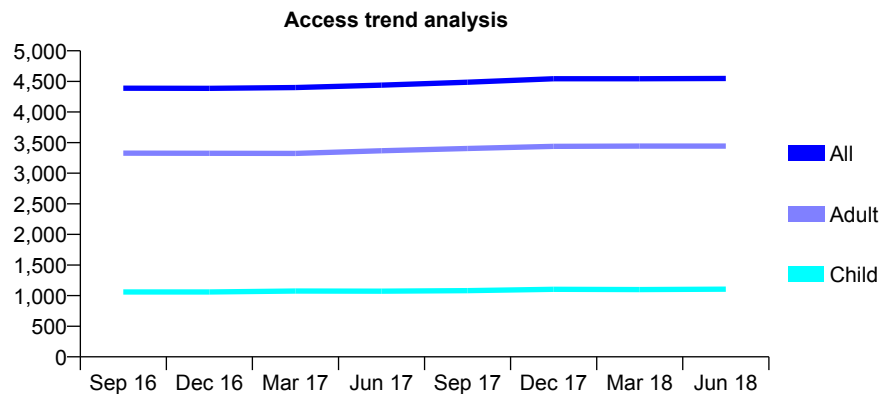
## Q60 - Vital Signs At a Glance Contract Report for 812242/0001 - June 2018

Name or company name	MR JA BLAYNEY
Contract type name	GDS Contract
Purpose of contract	General
Contract start date	01/04/2006
Contract end date	

18/19 Contracted general activity (UDA)	12,840
Carry forward general activity (UDA)	0
18/19 Contracted orthodontic activity (UOA)	0
Carry forward orthodontic activity (UOA)	0
Baseline contract value	£360,419.94

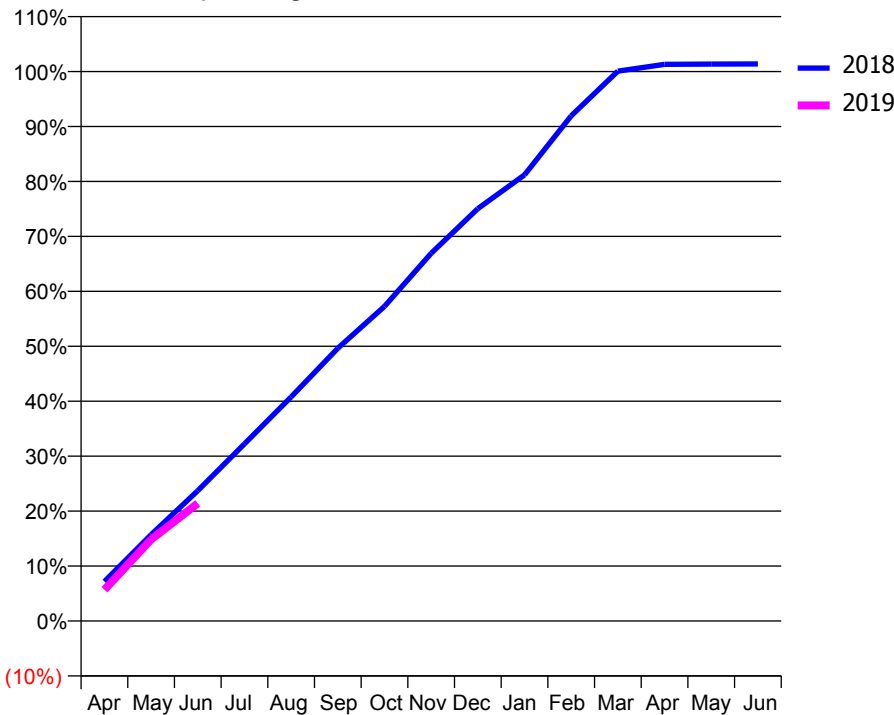
### ACCESS\*

Patients seen in 24 months	Total	Change since previous quarter
Quarter ending June 2017	4,439	
Quarter ending September 2017	4,486	→
Quarter ending December 2017	4,544	→
Quarter ending March 2018	4,543	→
Quarter ending June 2018	4,548	→
<b>Variance since June 2017</b>	<b>2.5%</b>	<b>↑</b>



### ACTIVITY

Cumulative percentage of contracted UDA delivered 2018 & 2019



Month	Adjusted Scheduled Activity (UDA)	
	2018	2019
April	922	732
May	2,018	1,905
June	3,047	2,751
July	4,140	
August	5,236	
September	6,375	
October	7,351	
November	8,591	
December	9,635	
January	10,425	
February	11,804	
March	12,847	
April	13,006	
May	13,013	
June	13,016	

### QUALITY

	Quantity	Base Number	Contract	AT	Region	England
% of FP17s for the same patient ID Re-attending within 3 months - Children	25	416	6.0%	9.3%	11.3%	11.5%
% of FP17s for the same patient ID Re-attending within 3 months - Adults	96	1,023	9.4%	13.1%	14.9%	15.4%
% of FP17s for the same patient ID Re-attending between 3 & 9 months - Children	214	416	51.4%	61.2%	60.0%	58.9%
% of FP17s for the same patient ID Re-attending between 3 & 9 months - Adults	572	1,023	55.9%	55.8%	52.6%	51.6%
% of FP17s for Band 1 Urgent Courses	44	1,355	3.2%	6.9%	7.9%	8.9%
% of FP17s Relating to Free Repair or Replacements	15	1,355	1.1%	0.9%	0.8%	0.8%
% of FP17s Relating to Continuations	10	1,355	0.7%	1.1%	0.9%	0.9%
% of Patients satisfied with the dentistry they have received	4	4	N/A	93.4%	93.2%	93.2%
% of Patients satisfied with the time they had to wait for an appointment	4	4	N/A	90.7%	89.1%	88.8%

\* This is based on patients treated on this contract for their most recent course of treatment. Figures in italics indicate the base number of FP17s or Patient Questionnaire responses are less than 100. N/A is shown where the base number of responses is less than 10 during the period. % is calculated as Quantity/Base number\*100



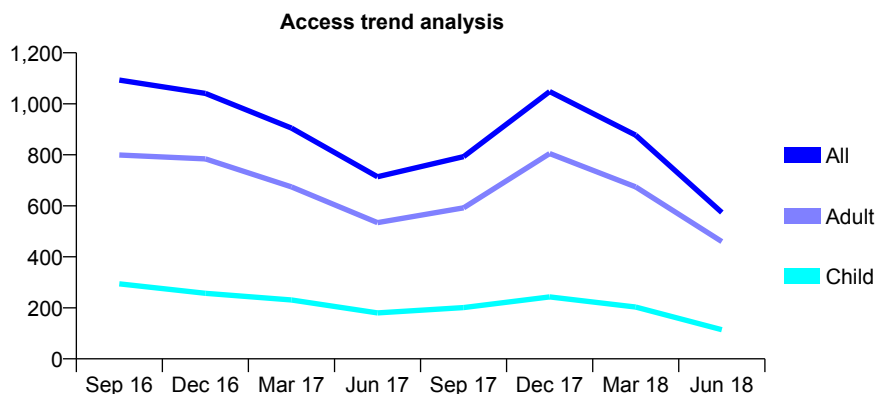
## Q60 - Vital Signs At a Glance Contract Report for 824453/0001 - June 2018

Name or company name	Mr P J Middleton
Contract type name	GDS Contract
Purpose of contract	General
Contract start date	01/04/2006
Contract end date	

18/19 Contracted general activity (UDA)	2,428
Carry forward general activity (UDA)	0
18/19 Contracted orthodontic activity (UOA)	0
Carry forward orthodontic activity (UOA)	0
Baseline contract value	£50,652.18

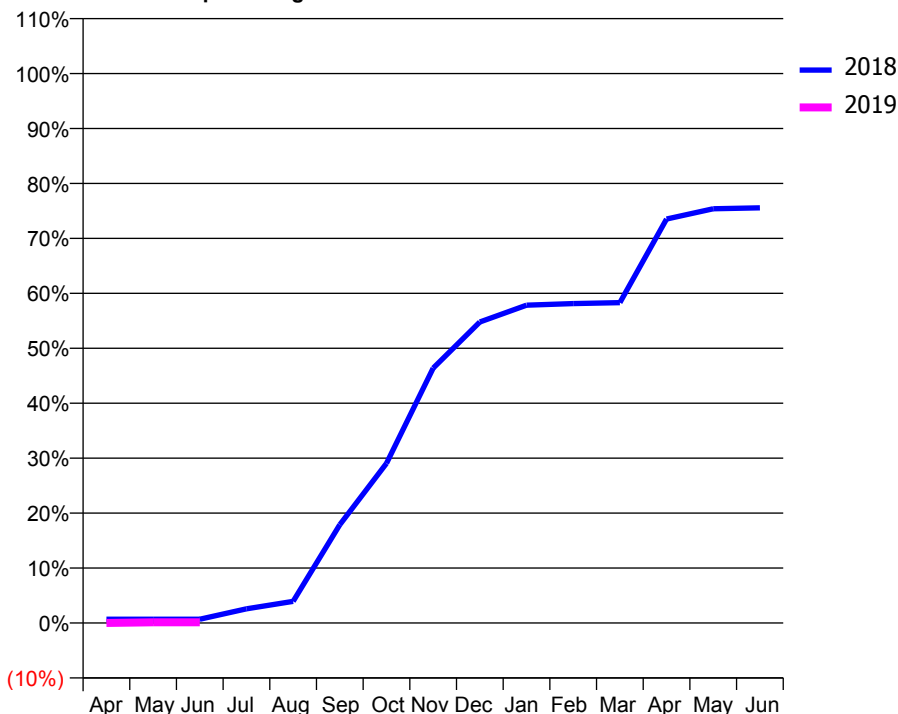
### ACCESS\*

Patients seen in 24 months	Total	Change since previous quarter
Quarter ending June 2017	714	
Quarter ending September 2017	793	↑
Quarter ending December 2017	1,048	↑
Quarter ending March 2018	877	↓
Quarter ending June 2018	574	↓
<b>Variance since June 2017</b>	<b>(19.6%)</b>	<b>↓</b>



### ACTIVITY

Cumulative percentage of contracted UDA delivered 2018 & 2019



Adjusted Scheduled Activity (UDA)

Month	2018	2019
April	17	0
May	17	3
June	17	3
July	63	
August	96	
September	435	
October	706	
November	1,126	
December	1,330	
January	1,405	
February	1,412	
March	1,416	
April	1,785	
May	1,830	
June	1,834	

### QUALITY

	Quantity	Base Number	Contract	AT	Region	England
% of FP17s for the same patient ID Re-attending within 3 months - Children	0	29	0.0%	9.3%	11.3%	11.5%
% of FP17s for the same patient ID Re-attending within 3 months - Adults	2	164	1.2%	13.1%	14.9%	15.4%
% of FP17s for the same patient ID Re-attending between 3 & 9 months - Children	6	29	20.7%	61.2%	60.0%	58.9%
% of FP17s for the same patient ID Re-attending between 3 & 9 months - Adults	43	164	26.2%	55.8%	52.6%	51.6%
% of FP17s for Band 1 Urgent Courses	0	1	0.0%	6.9%	7.9%	8.9%
% of FP17s Relating to Free Repair or Replacements	0	1	0.0%	0.9%	0.8%	0.8%
% of FP17s Relating to Continuations	0	1	0.0%	1.1%	0.9%	0.9%
% of Patients satisfied with the dentistry they have received	1	1	N/A	93.4%	93.2%	93.2%
% of Patients satisfied with the time they had to wait for an appointment	1	1	N/A	90.7%	89.1%	88.8%

\* This is based on patients treated on this contract for their most recent course of treatment. Figures in italics indicate the base number of FP17s or Patient Questionnaire responses are less than 100. N/A is shown where the base number of responses is less than 10 during the period. % is calculated as Quantity/Base number\*100

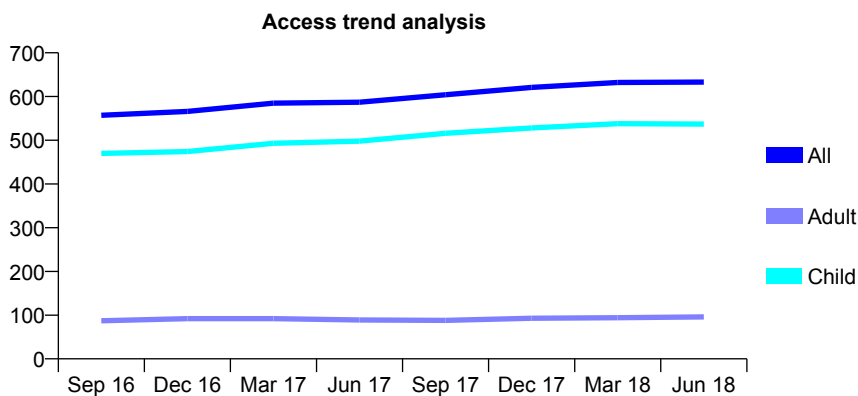
## Q60 - Vital Signs At a Glance Contract Report for 825085/0001 - June 2018

Name or company name	MR PB NADIN
Contract type name	GDS Contract
Purpose of contract	General
Contract start date	01/04/2006
Contract end date	

18/19 Contracted general activity (UDA)	1,686
Carry forward general activity (UDA)	0
18/19 Contracted orthodontic activity (UOA)	0
Carry forward orthodontic activity (UOA)	0
Baseline contract value	£43,781.57

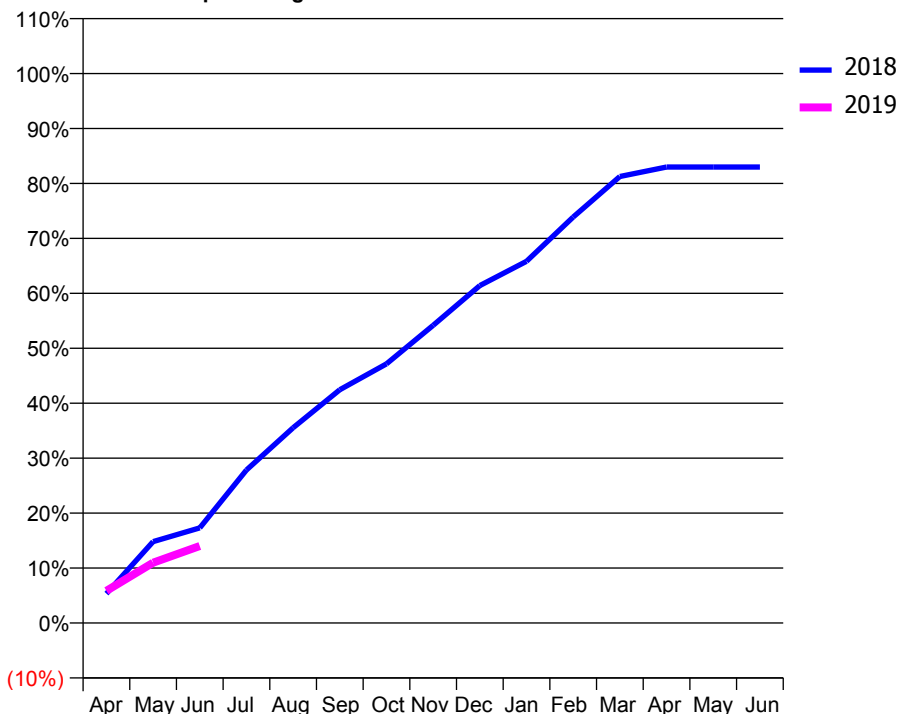
### ACCESS\*

Patients seen in 24 months	Total	Change since previous quarter
Quarter ending June 2017	587	
Quarter ending September 2017	604	↑
Quarter ending December 2017	621	↑
Quarter ending March 2018	632	→
Quarter ending June 2018	633	→
<b>Variance since June 2017</b>	<b>7.8%</b>	<b>↑</b>



### ACTIVITY

Cumulative percentage of contracted UDA delivered 2018 & 2019



Adjusted Scheduled Activity (UDA)		
Month	2018	2019
April	90	99
May	250	185
June	292	236
July	470	
August	599	
September	716	
October	795	
November	913	
December	1,035	
January	1,110	
February	1,246	
March	1,370	
April	1,399	
May	1,399	
June	1,399	

### QUALITY

	Quantity	Base Number	Contract	AT	Region	England
% of FP17s for the same patient ID Re-attending within 3 months - Children	17	189	9.0%	9.3%	11.3%	11.5%
% of FP17s for the same patient ID Re-attending within 3 months - Adults	1	14	7.1%	13.1%	14.9%	15.4%
% of FP17s for the same patient ID Re-attending between 3 & 9 months - Children	138	189	73.0%	61.2%	60.0%	58.9%
% of FP17s for the same patient ID Re-attending between 3 & 9 months - Adults	7	14	50.0%	55.8%	52.6%	51.6%
% of FP17s for Band 1 Urgent Courses	12	176	6.8%	6.9%	7.9%	8.9%
% of FP17s Relating to Free Repair or Replacements	0	176	0.0%	0.9%	0.8%	0.8%
% of FP17s Relating to Continuations	2	176	1.1%	1.1%	0.9%	0.9%
% of Patients satisfied with the dentistry they have received	1	1	N/A	93.4%	93.2%	93.2%
% of Patients satisfied with the time they had to wait for an appointment	1	1	N/A	90.7%	89.1%	88.8%

\* This is based on patients treated on this contract for their most recent course of treatment. Figures in italics indicate the base number of FP17s or Patient Questionnaire responses are less than 100. N/A is shown where the base number of responses is less than 10 during the period. % is calculated as Quantity/Base number\*100

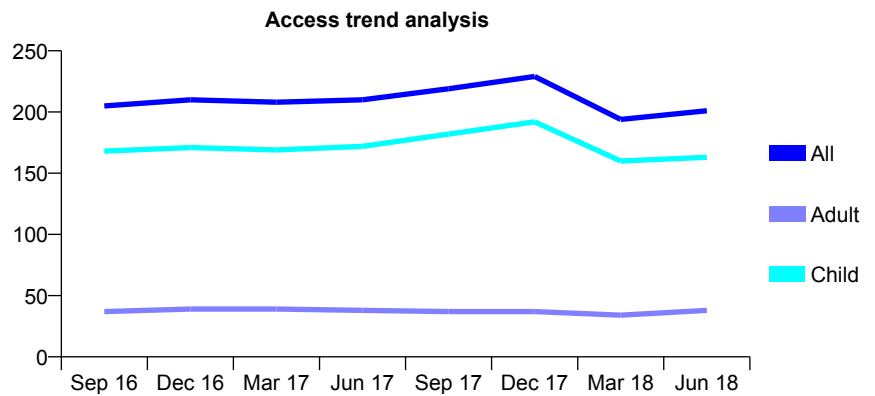
## Q60 - Vital Signs At a Glance Contract Report for 840319/0001 - June 2018

Name or company name	MISS SJ WORSKETT
Contract type name	GDS Contract
Purpose of contract	General
Contract start date	01/04/2006
Contract end date	

18/19 Contracted general activity (UDA)	373
Carry forward general activity (UDA)	0
18/19 Contracted orthodontic activity (UOA)	0
Carry forward orthodontic activity (UOA)	0
Baseline contract value	£7,739.90

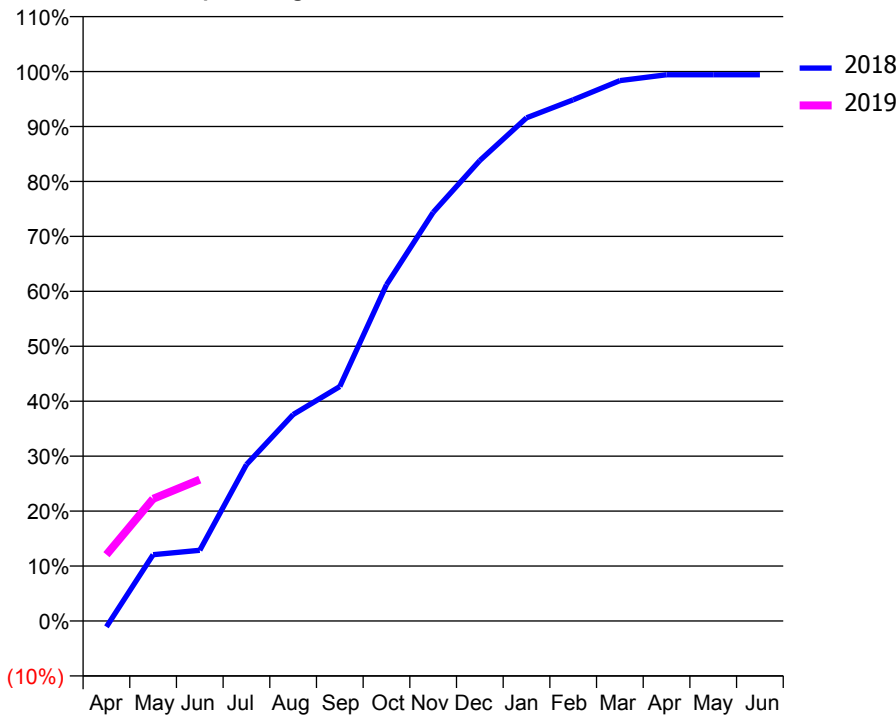
### ACCESS\*

Patients seen in 24 months	Total	Change since previous quarter
Quarter ending June 2017	210	
Quarter ending September 2017	219	↑
Quarter ending December 2017	229	↑
Quarter ending March 2018	194	↓
Quarter ending June 2018	201	↑
<b>Variance since June 2017</b>	<b>(4.3%)</b>	<b>↓</b>



### ACTIVITY

Cumulative percentage of contracted UDA delivered 2018 & 2019



Month	Adjusted Scheduled Activity (UDA)	
	2018	2019
April	-4	45
May	45	83
June	48	96
July	106	
August	140	
September	159	
October	228	
November	277	
December	313	
January	342	
February	354	
March	367	
April	371	
May	371	
June	371	

### QUALITY

	Quantity	Base Number	Contract	AT	Region	England
% of FP17s for the same patient ID Re-attending within 3 months - Children	0	75	0.0%	9.3%	11.3%	11.5%
% of FP17s for the same patient ID Re-attending within 3 months - Adults	1	10	10.0%	13.1%	14.9%	15.4%
% of FP17s for the same patient ID Re-attending between 3 & 9 months - Children	49	75	65.3%	61.2%	60.0%	58.9%
% of FP17s for the same patient ID Re-attending between 3 & 9 months - Adults	5	10	50.0%	55.8%	52.6%	51.6%
% of FP17s for Band 1 Urgent Courses	0	80	0.0%	6.9%	7.9%	8.9%
% of FP17s Relating to Free Repair or Replacements	0	80	0.0%	0.9%	0.8%	0.8%
% of FP17s Relating to Continuations	0	80	0.0%	1.1%	0.9%	0.9%
% of Patients satisfied with the dentistry they have received	1	1	N/A	93.4%	93.2%	93.2%
% of Patients satisfied with the time they had to wait for an appointment	1	1	N/A	90.7%	89.1%	88.8%

\* This is based on patients treated on this contract for their most recent course of treatment. Figures in italics indicate the base number of FP17s or Patient Questionnaire responses are less than 100. N/A is shown where the base number of responses is less than 10 during the period. % is calculated as Quantity/Base number\*100

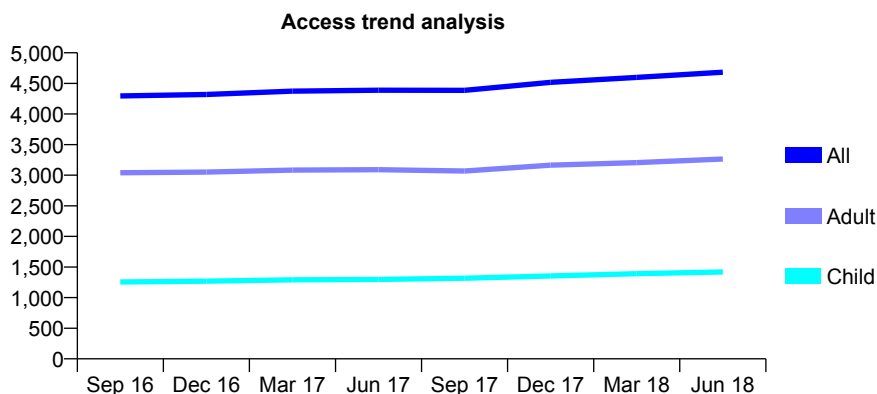
## Q60 - Vital Signs At a Glance Contract Report for 840610/0001 - June 2018

Name or company name	MR RK NAHAR
Contract type name	GDS Contract
Purpose of contract	General and Orthodontic
Contract start date	01/04/2006
Contract end date	

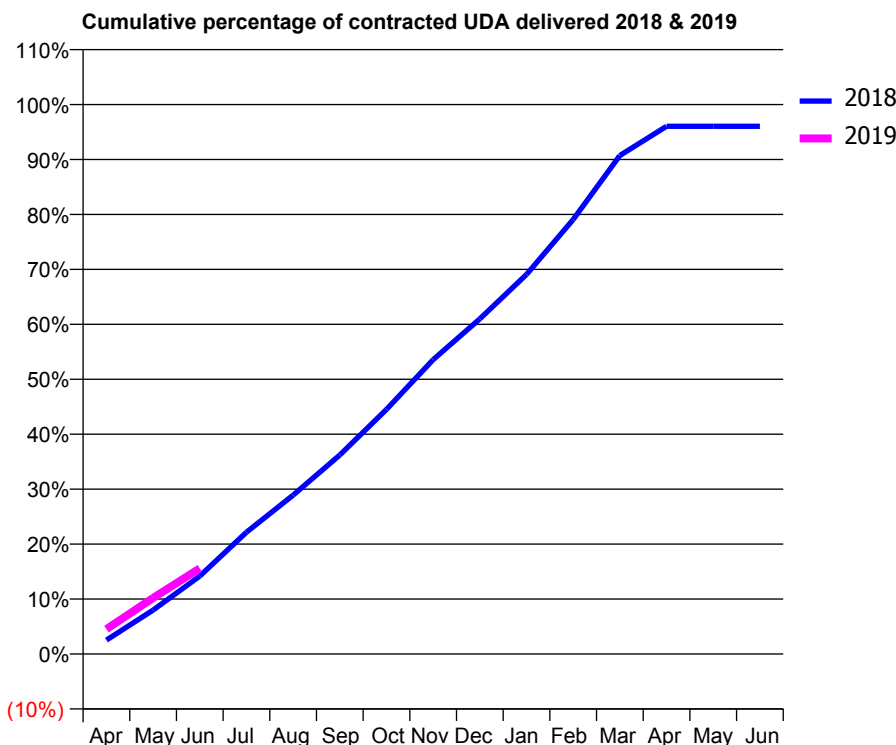
18/19 Contracted general activity (UDA)	17,203
Carry forward general activity (UDA)	0
18/19 Contracted orthodontic activity (UOA)	656
Carry forward orthodontic activity (UOA)	0
Baseline contract value	£454,342.55

### ACCESS\*

Patients seen in 24 months	Total	Change since previous quarter
Quarter ending June 2017	4,388	
Quarter ending September 2017	4,386	→
Quarter ending December 2017	4,518	↑
Quarter ending March 2018	4,597	→
Quarter ending June 2018	4,684	→
<b>Variance since June 2017</b>	<b>6.7%</b>	<b>↑</b>



### ACTIVITY



Month	Adjusted Scheduled Activity (UDA)	
	2018	2019
April	361	777
May	1,135	1,757
June	2,013	2,681
July	3,148	
August	4,106	
September	5,145	
October	6,324	
November	7,608	
December	8,663	
January	9,810	
February	11,232	
March	12,886	
April	13,641	
May	13,641	
June	13,641	

### QUALITY

	Quantity	Base Number	Contract	AT	Region	England
% of FP17s for the same patient ID Re-attending within 3 months - Children	61	558	10.9%	9.3%	11.3%	11.5%
% of FP17s for the same patient ID Re-attending within 3 months - Adults	157	1,154	13.6%	13.1%	14.9%	15.4%
% of FP17s for the same patient ID Re-attending between 3 & 9 months - Children	368	558	65.9%	61.2%	60.0%	58.9%
% of FP17s for the same patient ID Re-attending between 3 & 9 months - Adults	703	1,154	60.9%	55.8%	52.6%	51.6%
% of FP17s for Band 1 Urgent Courses	88	1,405	6.3%	6.9%	7.9%	8.9%
% of FP17s Relating to Free Repair or Replacements	7	1,405	0.5%	0.9%	0.8%	0.8%
% of FP17s Relating to Continuations	26	1,405	1.9%	1.1%	0.9%	0.9%
% of Patients satisfied with the dentistry they have received	6	6	N/A	93.4%	93.2%	93.2%
% of Patients satisfied with the time they had to wait for an appointment	6	6	N/A	90.7%	89.1%	88.8%

\* This is based on patients treated on this contract for their most recent course of treatment. Figures in italics indicate the base number of FP17s or Patient Questionnaire responses are less than 100. N/A is shown where the base number of responses is less than 10 during the period. % is calculated as Quantity/Base number\*100

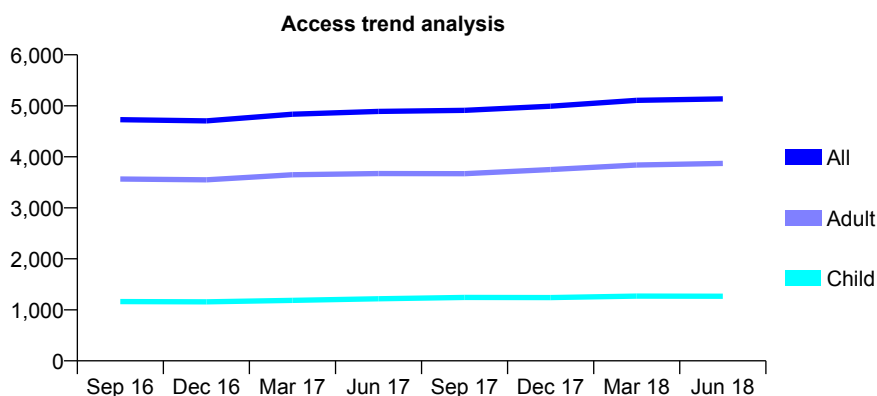
## Q60 - Vital Signs At a Glance Contract Report for 844691/0001 - June 2018

Name or company name	MR G SHIRAVI
Contract type name	GDS Contract
Purpose of contract	General
Contract start date	01/04/2006
Contract end date	

18/19 Contracted general activity (UDA)	15,045
Carry forward general activity (UDA)	0
18/19 Contracted orthodontic activity (UOA)	0
Carry forward orthodontic activity (UOA)	0
Baseline contract value	£420,766.49

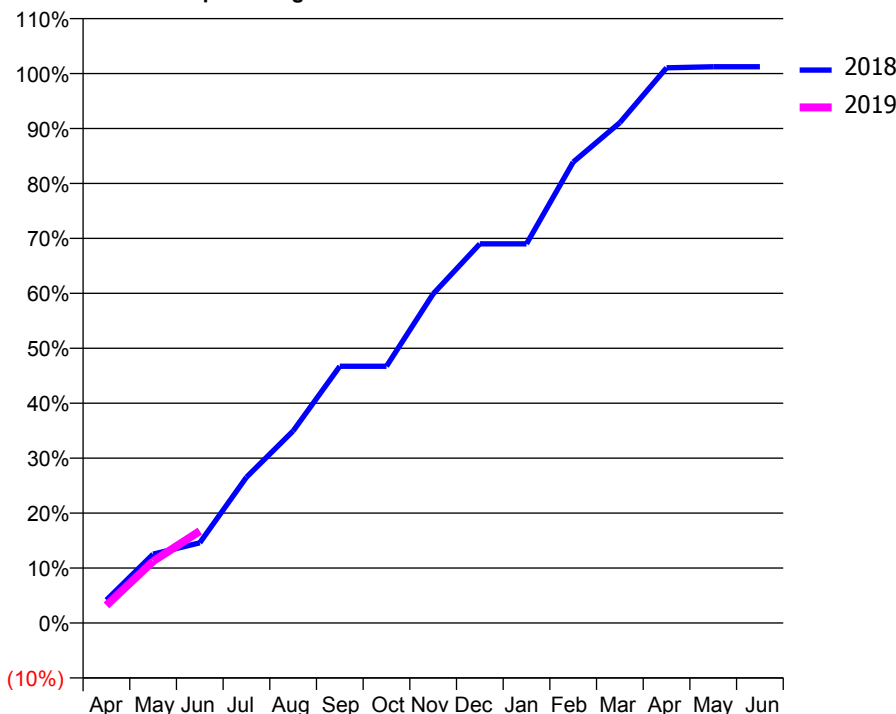
### ACCESS\*

Patients seen in 24 months	Total	Change since previous quarter
Quarter ending June 2017	4,889	
Quarter ending September 2017	4,911	→
Quarter ending December 2017	4,992	→
Quarter ending March 2018	5,108	↑
Quarter ending June 2018	5,137	→
<b>Variance since June 2017</b>	<b>5.1%</b>	<b>↑</b>



### ACTIVITY

Cumulative percentage of contracted UDA delivered 2018 & 2019



Month	Adjusted Scheduled Activity (UDA)	
	2018	2019
April	600	484
May	1,792	1,693
June	2,086	2,516
July	3,793	
August	4,998	
September	6,680	
October	6,680	
November	8,563	
December	9,864	
January	9,864	
February	11,989	
March	13,019	
April	14,444	
May	14,469	
June	14,469	

### QUALITY

	Quantity	Base Number	Contract	AT	Region	England
% of FP17s for the same patient ID Re-attending within 3 months - Children	25	431	5.8%	9.3%	11.3%	11.5%
% of FP17s for the same patient ID Re-attending within 3 months - Adults	226	1,533	14.7%	13.1%	14.9%	15.4%
% of FP17s for the same patient ID Re-attending between 3 & 9 months - Children	274	431	63.6%	61.2%	60.0%	58.9%
% of FP17s for the same patient ID Re-attending between 3 & 9 months - Adults	856	1,533	55.8%	55.8%	52.6%	51.6%
% of FP17s for Band 1 Urgent Courses	75	1,334	5.6%	6.9%	7.9%	8.9%
% of FP17s Relating to Free Repair or Replacements	5	1,334	0.4%	0.9%	0.8%	0.8%
% of FP17s Relating to Continuations	16	1,334	1.2%	1.1%	0.9%	0.9%
% of Patients satisfied with the dentistry they have received	5	6	N/A	93.4%	93.2%	93.2%
% of Patients satisfied with the time they had to wait for an appointment	6	6	N/A	90.7%	89.1%	88.8%

\* This is based on patients treated on this contract for their most recent course of treatment. Figures in italics indicate the base number of FP17s or Patient Questionnaire responses are less than 100. N/A is shown where the base number of responses is less than 10 during the period. % is calculated as Quantity/Base number\*100

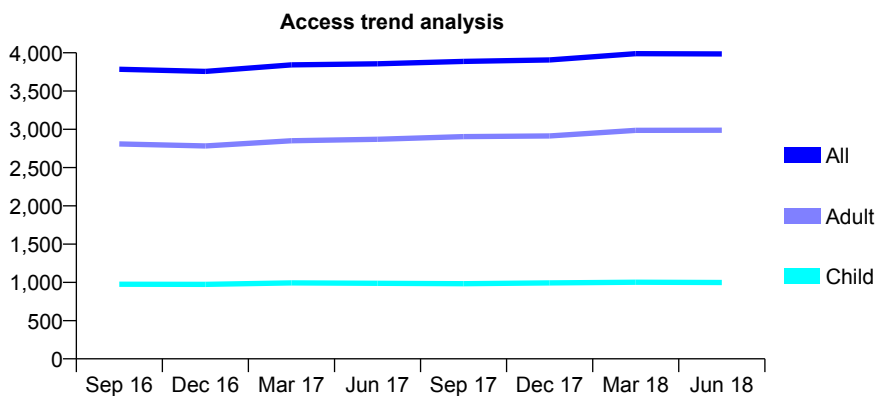
## Q60 - Vital Signs At a Glance Contract Report for 847739/0002 - June 2018

Name or company name	MR E MOORE
Contract type name	GDS Contract
Purpose of contract	General
Contract start date	01/04/2006
Contract end date	

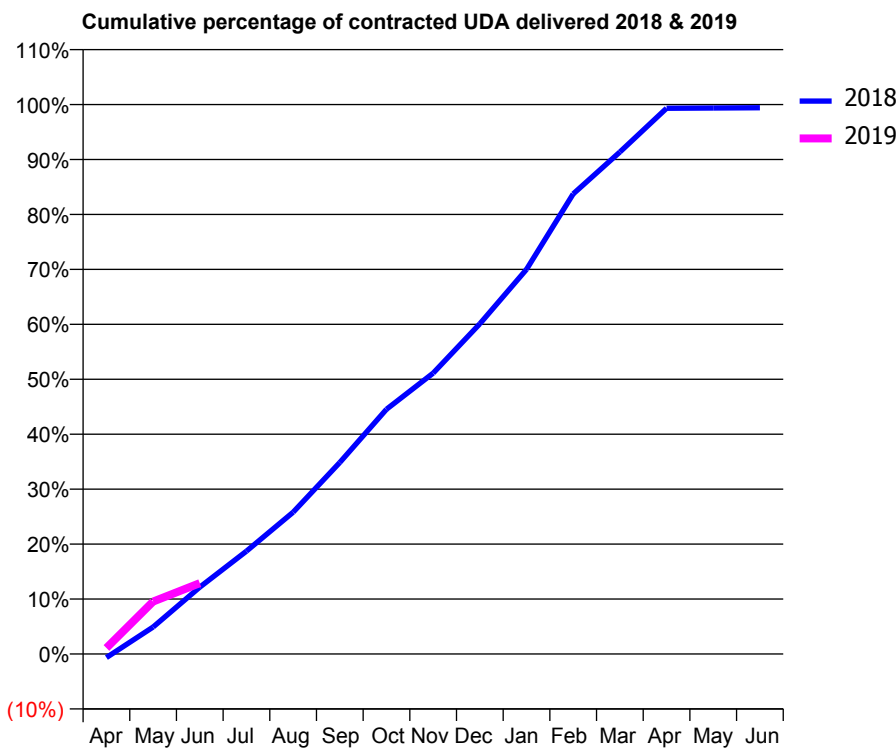
18/19 Contracted general activity (UDA)	11,482
Carry forward general activity (UDA)	0
18/19 Contracted orthodontic activity (UOA)	0
Carry forward orthodontic activity (UOA)	0
Baseline contract value	£273,988.49

### ACCESS\*

Patients seen in 24 months	Total	Change since previous quarter
Quarter ending June 2017	3,856	
Quarter ending September 2017	3,888	→
Quarter ending December 2017	3,907	→
Quarter ending March 2018	3,988	↑
Quarter ending June 2018	3,986	→
<b>Variance since June 2017</b>	<b>3.4%</b>	<b>↑</b>



### ACTIVITY



Month	Adjusted Scheduled Activity (UDA)	
	2018	2019
April	-64	127
May	467	1,096
June	1,153	1,480
July	1,776	
August	2,448	
September	3,306	
October	4,225	
November	4,848	
December	5,699	
January	6,638	
February	7,940	
March	8,661	
April	9,418	
May	9,421	
June	9,426	

### QUALITY

	Quantity	Base Number	Contract	AT	Region	England
% of FP17s for the same patient ID Re-attending within 3 months - Children	27	346	7.8%	9.3%	11.3%	11.5%
% of FP17s for the same patient ID Re-attending within 3 months - Adults	105	880	11.9%	13.1%	14.9%	15.4%
% of FP17s for the same patient ID Re-attending between 3 & 9 months - Children	195	346	56.4%	61.2%	60.0%	58.9%
% of FP17s for the same patient ID Re-attending between 3 & 9 months - Adults	460	880	52.3%	55.8%	52.6%	51.6%
% of FP17s for Band 1 Urgent Courses	53	721	7.4%	6.9%	7.9%	8.9%
% of FP17s Relating to Free Repair or Replacements	1	721	0.1%	0.9%	0.8%	0.8%
% of FP17s Relating to Continuations	1	721	0.1%	1.1%	0.9%	0.9%
% of Patients satisfied with the dentistry they have received	6	6	N/A	93.4%	93.2%	93.2%
% of Patients satisfied with the time they had to wait for an appointment	6	6	N/A	90.7%	89.1%	88.8%

\* This is based on patients treated on this contract for their most recent course of treatment. Figures in italics indicate the base number of FP17s or Patient Questionnaire responses are less than 100. N/A is shown where the base number of responses is less than 10 during the period. % is calculated as Quantity/Base number\*100

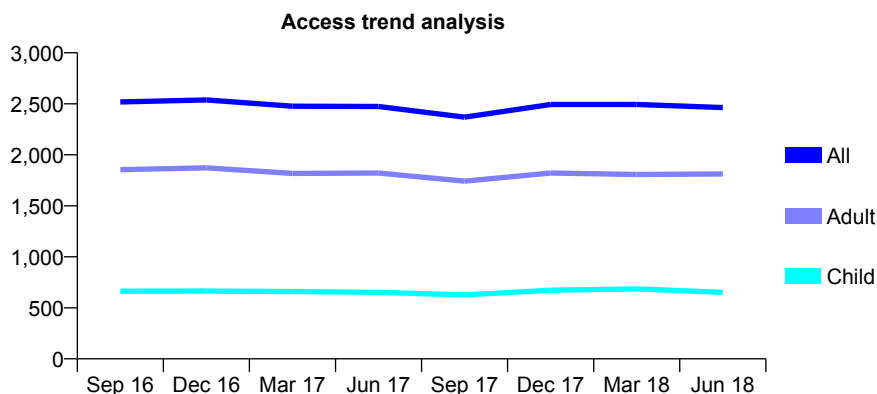
## Q60 - Vital Signs At a Glance Contract Report for 849227/0001 - June 2018

Name or company name	MR BS AHITAN
Contract type name	GDS Contract
Purpose of contract	General
Contract start date	01/04/2006
Contract end date	

18/19 Contracted general activity (UDA)	10,030
Carry forward general activity (UDA)	0
18/19 Contracted orthodontic activity (UOA)	0
Carry forward orthodontic activity (UOA)	0
Baseline contract value	£231,534.96

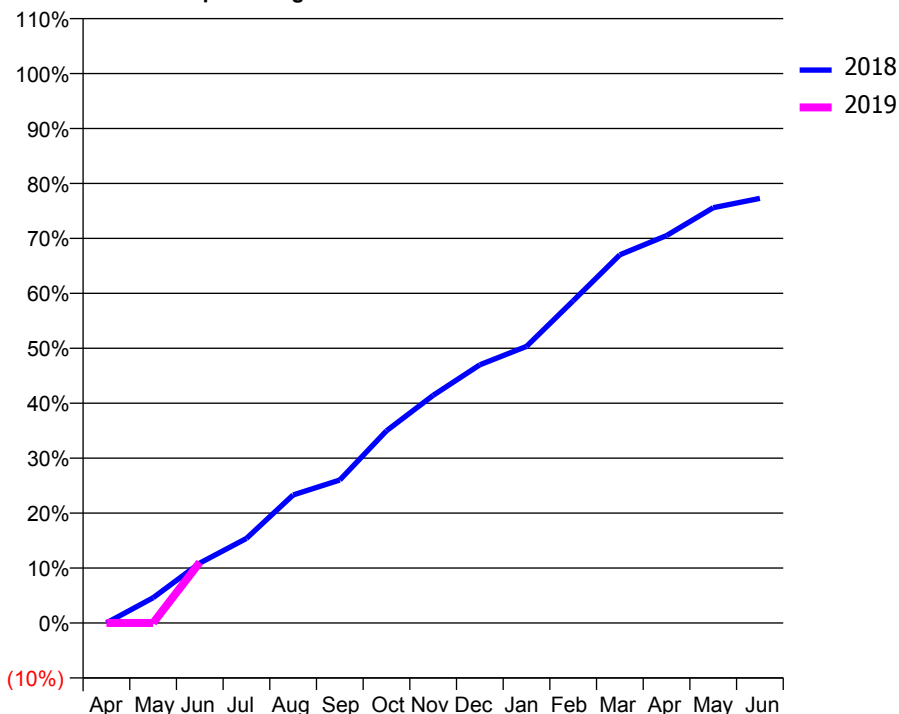
### ACCESS\*

Patients seen in 24 months	Total	Change since previous quarter
Quarter ending June 2017	2,474	
Quarter ending September 2017	2,369	↓
Quarter ending December 2017	2,494	↑
Quarter ending March 2018	2,493	→
Quarter ending June 2018	2,464	↓
<b>Variance since June 2017</b>	<b>(0.4%)</b>	→



### ACTIVITY

Cumulative percentage of contracted UDA delivered 2018 & 2019



Month	Adjusted Scheduled Activity (UDA)	
	2018	2019
April	0	0
May	461	0
June	1,094	1,108
July	1,544	
August	2,338	
September	2,610	
October	3,509	
November	4,155	
December	4,713	
January	5,050	
February	5,881	
March	6,723	
April	7,072	
May	7,581	
June	7,751	

### QUALITY

	Quantity	Base Number	Contract	AT	Region	England
% of FP17s for the same patient ID Re-attending within 3 months - Children	18	164	11.0%	9.3%	11.3%	11.5%
% of FP17s for the same patient ID Re-attending within 3 months - Adults	77	500	15.4%	13.1%	14.9%	15.4%
% of FP17s for the same patient ID Re-attending between 3 & 9 months - Children	65	164	39.6%	61.2%	60.0%	58.9%
% of FP17s for the same patient ID Re-attending between 3 & 9 months - Adults	141	500	28.2%	55.8%	52.6%	51.6%
% of FP17s for Band 1 Urgent Courses	8	321	2.5%	6.9%	7.9%	8.9%
% of FP17s Relating to Free Repair or Replacements	9	321	2.8%	0.9%	0.8%	0.8%
% of FP17s Relating to Continuations	5	321	1.6%	1.1%	0.9%	0.9%
% of Patients satisfied with the dentistry they have received	0	0	N/A	93.4%	93.2%	93.2%
% of Patients satisfied with the time they had to wait for an appointment	0	0	N/A	90.7%	89.1%	88.8%

\* This is based on patients treated on this contract for their most recent course of treatment. Figures in italics indicate the base number of FP17s or Patient Questionnaire responses are less than 100. N/A is shown where the base number of responses is less than 10 during the period. % is calculated as Quantity/Base number\*100

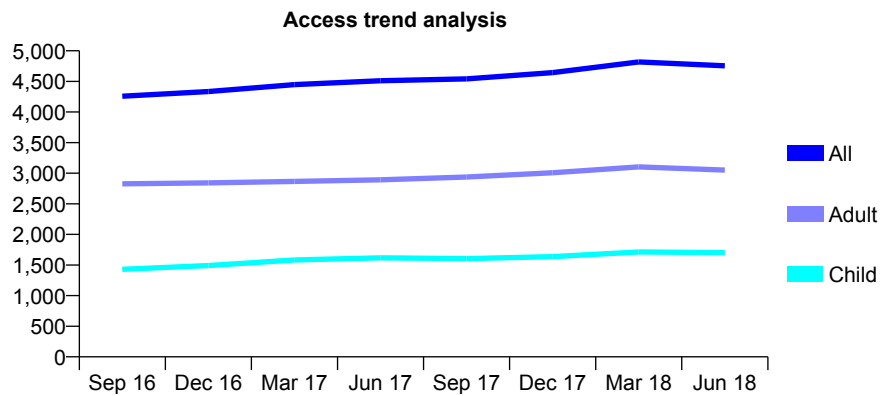
## Q60 - Vital Signs At a Glance Contract Report for 856622/0001 - June 2018

Name or company name	MR N BARCHHA
Contract type name	GDS Contract
Purpose of contract	General
Contract start date	01/04/2006
Contract end date	

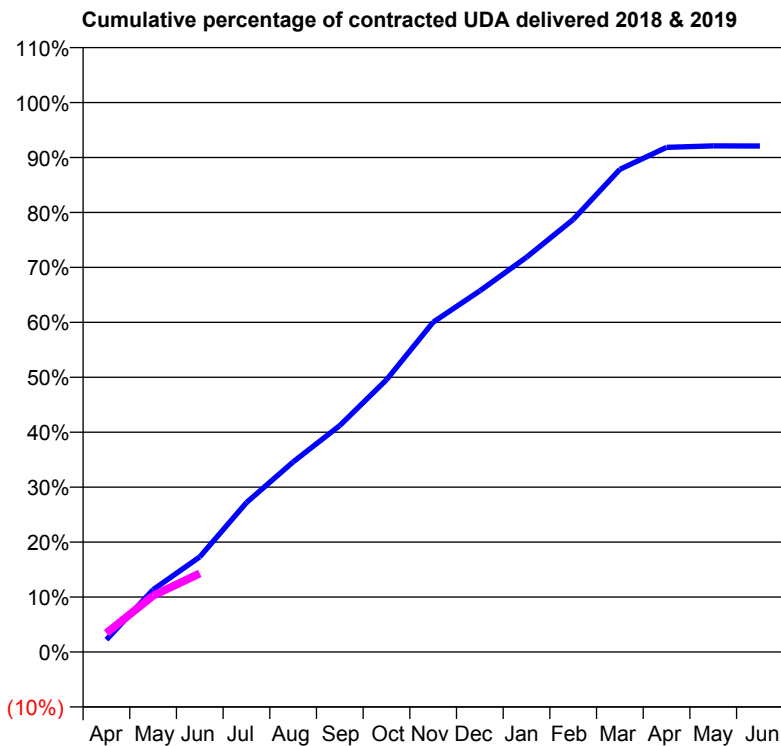
18/19 Contracted general activity (UDA)	16,093
Carry forward general activity (UDA)	0
18/19 Contracted orthodontic activity (UOA)	0
Carry forward orthodontic activity (UOA)	0
Baseline contract value	£400,598.69

### ACCESS\*

Patients seen in 24 months	Total	Change since previous quarter
Quarter ending June 2017	4,511	
Quarter ending September 2017	4,542	→
Quarter ending December 2017	4,644	↑
Quarter ending March 2018	4,817	↑
Quarter ending June 2018	4,754	↓
<b>Variance since June 2017</b>	<b>5.4%</b>	<b>↑</b>



### ACTIVITY



Adjusted Scheduled Activity (UDA)		
Month	2018	2019
April	361	553
May	1,825	1,652
June	2,785	2,302
July	4,375	
August	5,568	
September	6,631	
October	7,972	
November	9,661	
December	10,576	
January	11,561	
February	12,665	
March	14,134	
April	14,778	
May	14,821	
June	14,819	

### QUALITY

	Quantity	Base Number	Contract	AT	Region	England
% of FP17s for the same patient ID Re-attending within 3 months - Children	48	606	7.9%	9.3%	11.3%	11.5%
% of FP17s for the same patient ID Re-attending within 3 months - Adults	161	984	16.4%	13.1%	14.9%	15.4%
% of FP17s for the same patient ID Re-attending between 3 & 9 months - Children	407	606	67.2%	61.2%	60.0%	58.9%
% of FP17s for the same patient ID Re-attending between 3 & 9 months - Adults	574	984	58.3%	55.8%	52.6%	51.6%
% of FP17s for Band 1 Urgent Courses	97	1,280	7.6%	6.9%	7.9%	8.9%
% of FP17s Relating to Free Repair or Replacements	2	1,280	0.2%	0.9%	0.8%	0.8%
% of FP17s Relating to Continuations	30	1,280	2.3%	1.1%	0.9%	0.9%
% of Patients satisfied with the dentistry they have received	7	7	N/A	93.4%	93.2%	93.2%
% of Patients satisfied with the time they had to wait for an appointment	5	7	N/A	90.7%	89.1%	88.8%

\* This is based on patients treated on this contract for their most recent course of treatment. Figures in italics indicate the base number of FP17s or Patient Questionnaire responses are less than 100. N/A is shown where the base number of responses is less than 10 during the period. % is calculated as Quantity/Base number\*100



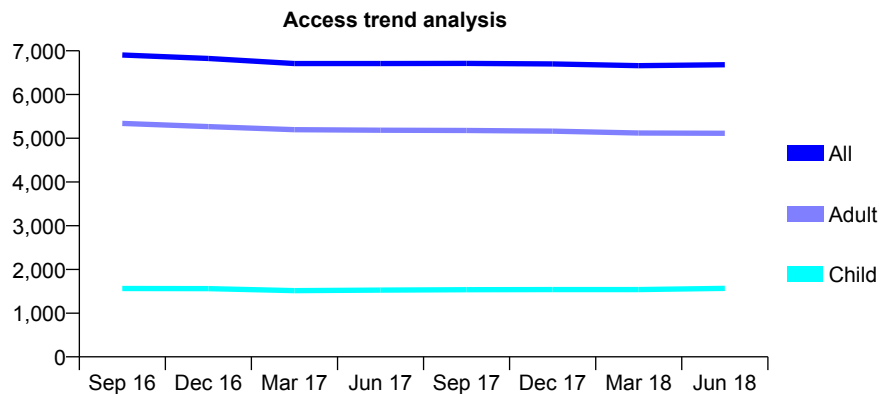
## Q60 - Vital Signs At a Glance Contract Report for 857866/0001 - June 2018

Name or company name	MR LG THOTA
Contract type name	GDS Contract
Purpose of contract	General
Contract start date	01/04/2006
Contract end date	

18/19 Contracted general activity (UDA)	26,500
Carry forward general activity (UDA)	0
18/19 Contracted orthodontic activity (UOA)	0
Carry forward orthodontic activity (UOA)	0
Baseline contract value	£563,191.61

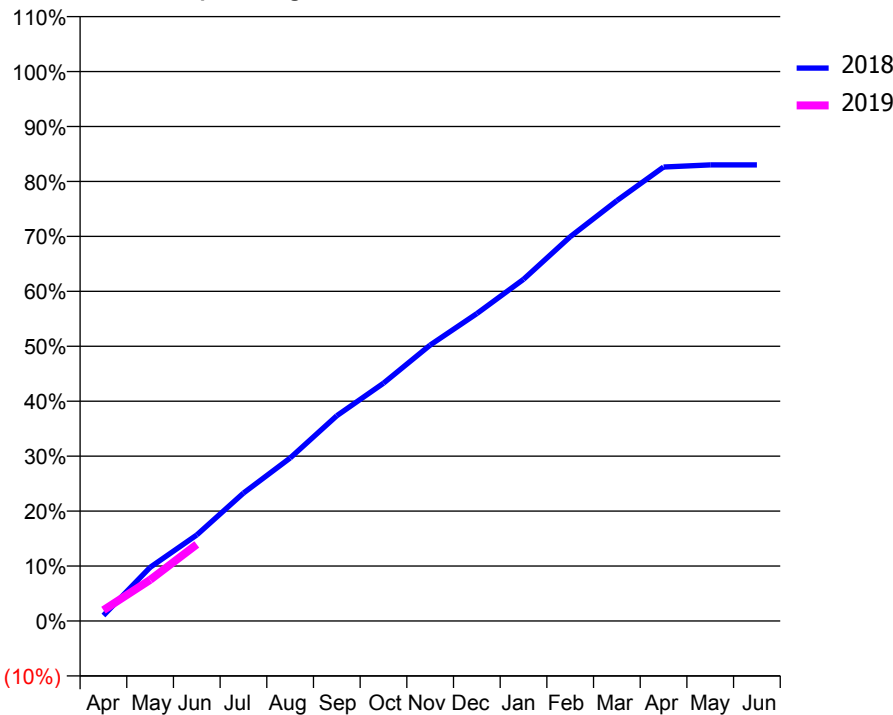
### ACCESS\*

Patients seen in 24 months	Total	Change since previous quarter
Quarter ending June 2017	6,710	
Quarter ending September 2017	6,712	→
Quarter ending December 2017	6,700	→
Quarter ending March 2018	6,659	→
Quarter ending June 2018	6,680	→
<b>Variance since June 2017</b>	<b>(0.4%)</b>	→



### ACTIVITY

Cumulative percentage of contracted UDA delivered 2018 & 2019



Month	Adjusted Scheduled Activity (UDA)	
	2018	2019
April	266	523
May	2,587	1,984
June	4,151	3,697
July	6,171	
August	7,863	
September	9,899	
October	11,469	
November	13,308	
December	14,829	
January	16,476	
February	18,530	
March	20,275	
April	21,890	
May	21,996	
June	21,996	

### QUALITY

	Quantity	Base Number	Contract	AT	Region	England
% of FP17s for the same patient ID Re-attending within 3 months - Children	34	583	5.8%	9.3%	11.3%	11.5%
% of FP17s for the same patient ID Re-attending within 3 months - Adults	244	2,010	12.1%	13.1%	14.9%	15.4%
% of FP17s for the same patient ID Re-attending between 3 & 9 months - Children	345	583	59.2%	61.2%	60.0%	58.9%
% of FP17s for the same patient ID Re-attending between 3 & 9 months - Adults	1,274	2,010	63.4%	55.8%	52.6%	51.6%
% of FP17s for Band 1 Urgent Courses	175	1,894	9.2%	6.9%	7.9%	8.9%
% of FP17s Relating to Free Repair or Replacements	6	1,894	0.3%	0.9%	0.8%	0.8%
% of FP17s Relating to Continuations	16	1,894	0.8%	1.1%	0.9%	0.9%
% of Patients satisfied with the dentistry they have received	8	8	N/A	93.4%	93.2%	93.2%
% of Patients satisfied with the time they had to wait for an appointment	7	8	N/A	90.7%	89.1%	88.8%

\* This is based on patients treated on this contract for their most recent course of treatment. Figures in italics indicate the base number of FP17s or Patient Questionnaire responses are less than 100. N/A is shown where the base number of responses is less than 10 during the period. % is calculated as Quantity/Base number\*100

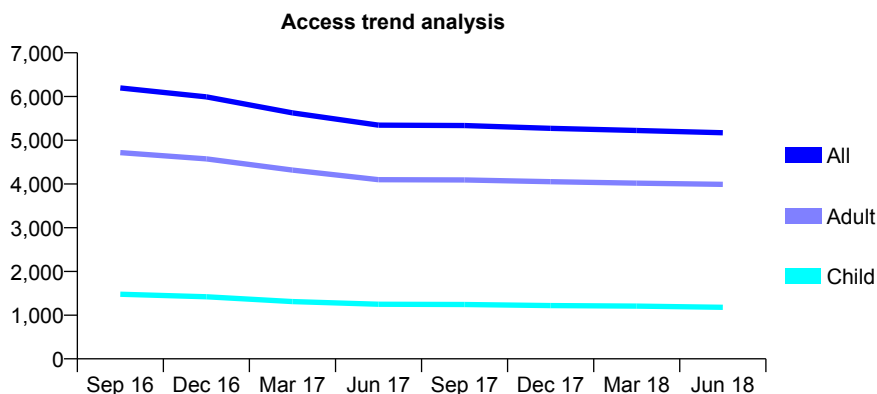
## Q60 - Vital Signs At a Glance Contract Report for 906611/0002 - June 2018

Name or company name	MR RJ COOPER
Contract type name	GDS Contract
Purpose of contract	General
Contract start date	01/04/2009
Contract end date	

18/19 Contracted general activity (UDA)	18,833
Carry forward general activity (UDA)	0
18/19 Contracted orthodontic activity (UOA)	0
Carry forward orthodontic activity (UOA)	0
Baseline contract value	£456,136.25

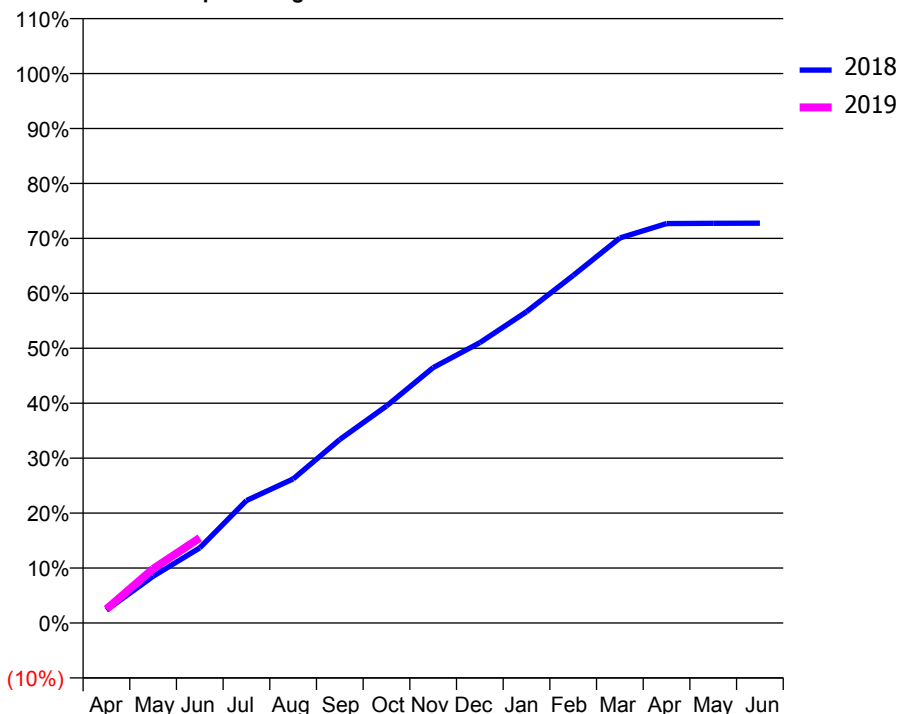
### ACCESS\*

Patients seen in 24 months	Total	Change since previous quarter
Quarter ending June 2017	5,346	
Quarter ending September 2017	5,336	→
Quarter ending December 2017	5,272	↓
Quarter ending March 2018	5,224	→
Quarter ending June 2018	5,170	↓
<b>Variance since June 2017</b>	<b>(3.3%)</b>	<b>↓</b>



### ACTIVITY

Cumulative percentage of contracted UDA delivered 2018 & 2019



Month	Adjusted Scheduled Activity (UDA)	
	2018	2019
April	439	477
May	1,601	1,859
June	2,574	2,918
July	4,199	
August	4,937	
September	6,289	
October	7,438	
November	8,752	
December	9,610	
January	10,668	
February	11,912	
March	13,197	
April	13,690	
May	13,698	
June	13,702	

### QUALITY

	Quantity	Base Number	Contract	AT	Region	England
% of FP17s for the same patient ID Re-attending within 3 months - Children	17	438	3.9%	9.3%	11.3%	11.5%
% of FP17s for the same patient ID Re-attending within 3 months - Adults	119	1,337	8.9%	13.1%	14.9%	15.4%
% of FP17s for the same patient ID Re-attending between 3 & 9 months - Children	246	438	56.2%	61.2%	60.0%	58.9%
% of FP17s for the same patient ID Re-attending between 3 & 9 months - Adults	750	1,337	56.1%	55.8%	52.6%	51.6%
% of FP17s for Band 1 Urgent Courses	53	1,477	3.6%	6.9%	7.9%	8.9%
% of FP17s Relating to Free Repair or Replacements	4	1,477	0.3%	0.9%	0.8%	0.8%
% of FP17s Relating to Continuations	21	1,477	1.4%	1.1%	0.9%	0.9%
% of Patients satisfied with the dentistry they have received	14	14	100.0%	93.4%	93.2%	93.2%
% of Patients satisfied with the time they had to wait for an appointment	12	14	85.7%	90.7%	89.1%	88.8%

\* This is based on patients treated on this contract for their most recent course of treatment. Figures in italics indicate the base number of FP17s or Patient Questionnaire responses are less than 100. N/A is shown where the base number of responses is less than 10 during the period. % is calculated as Quantity/Base number\*100

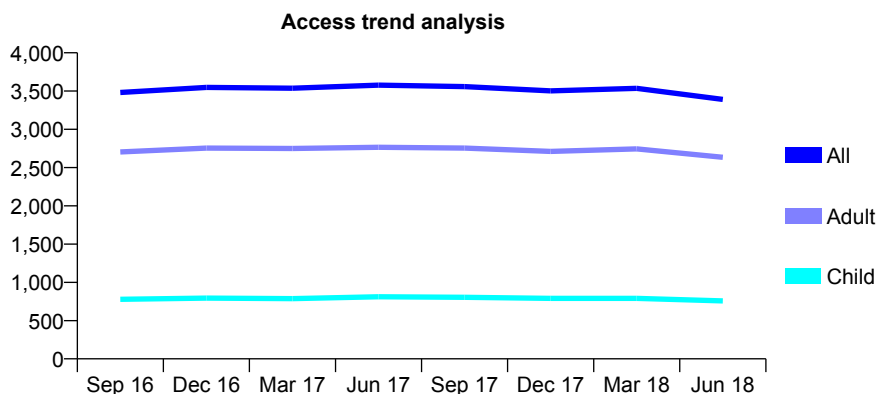
## Q60 - Vital Signs At a Glance Contract Report for 909939/0001 - June 2018

Name or company name	Sandeep Kaur Dhanda
Contract type name	GDS Contract
Purpose of contract	General
Contract start date	01/04/2006
Contract end date	

18/19 Contracted general activity (UDA)	8,800
Carry forward general activity (UDA)	0
18/19 Contracted orthodontic activity (UOA)	0
Carry forward orthodontic activity (UOA)	0
Baseline contract value	£246,910.81

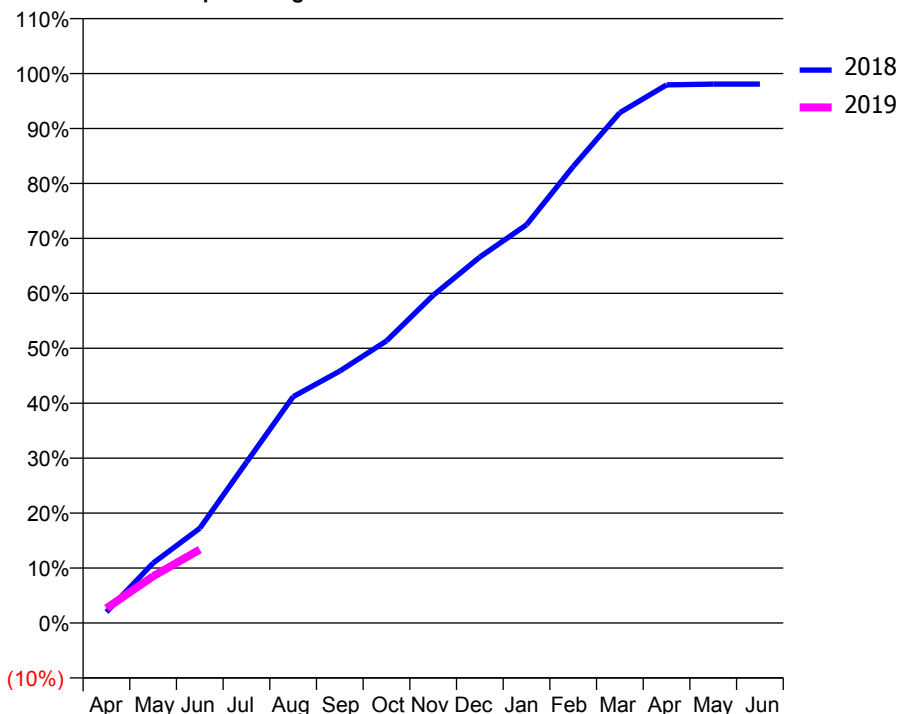
### ACCESS\*

Patients seen in 24 months	Total	Change since previous quarter
Quarter ending June 2017	3,577	
Quarter ending September 2017	3,559	→
Quarter ending December 2017	3,502	↓
Quarter ending March 2018	3,535	→
Quarter ending June 2018	3,391	↓
<b>Variance since June 2017</b>	<b>(5.2%)</b>	<b>↓</b>



### ACTIVITY

Cumulative percentage of contracted UDA delivered 2018 & 2019



Month	Adjusted Scheduled Activity (UDA)	
	2018	2019
April	176	236
May	961	749
June	1,518	1,175
July	2,575	
August	3,626	
September	4,034	
October	4,519	
November	5,248	
December	5,860	
January	6,377	
February	7,311	
March	8,174	
April	8,618	
May	8,631	
June	8,631	

### QUALITY

	Quantity	Base Number	Contract	AT	Region	England
% of FP17s for the same patient ID Re-attending within 3 months - Children	7	171	4.1%	9.3%	11.3%	11.5%
% of FP17s for the same patient ID Re-attending within 3 months - Adults	66	565	11.7%	13.1%	14.9%	15.4%
% of FP17s for the same patient ID Re-attending between 3 & 9 months - Children	49	171	28.7%	61.2%	60.0%	58.9%
% of FP17s for the same patient ID Re-attending between 3 & 9 months - Adults	151	565	26.7%	55.8%	52.6%	51.6%
% of FP17s for Band 1 Urgent Courses	38	545	7.0%	6.9%	7.9%	8.9%
% of FP17s Relating to Free Repair or Replacements	5	545	0.9%	0.9%	0.8%	0.8%
% of FP17s Relating to Continuations	6	545	1.1%	1.1%	0.9%	0.9%
% of Patients satisfied with the dentistry they have received	10	10	100.0%	93.4%	93.2%	93.2%
% of Patients satisfied with the time they had to wait for an appointment	10	10	100.0%	90.7%	89.1%	88.8%

\* This is based on patients treated on this contract for their most recent course of treatment. Figures in italics indicate the base number of FP17s or Patient Questionnaire responses are less than 100. N/A is shown where the base number of responses is less than 10 during the period. % is calculated as Quantity/Base number\*100

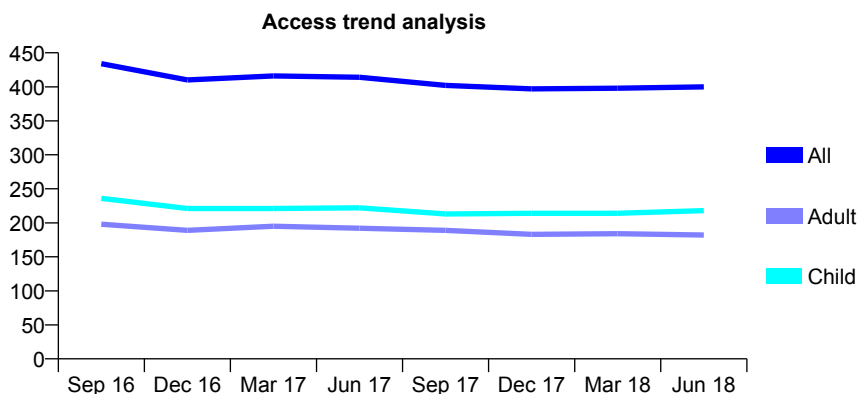
## Q60 - Vital Signs At a Glance Contract Report for 910066/0001 - June 2018

Name or company name	DR AJ FAGG
Contract type name	GDS Contract
Purpose of contract	General and Orthodontic
Contract start date	01/04/2006
Contract end date	

18/19 Contracted general activity (UDA)	777
Carry forward general activity (UDA)	0
18/19 Contracted orthodontic activity (UOA)	1,378
Carry forward orthodontic activity (UOA)	0
Baseline contract value	£89,593.43

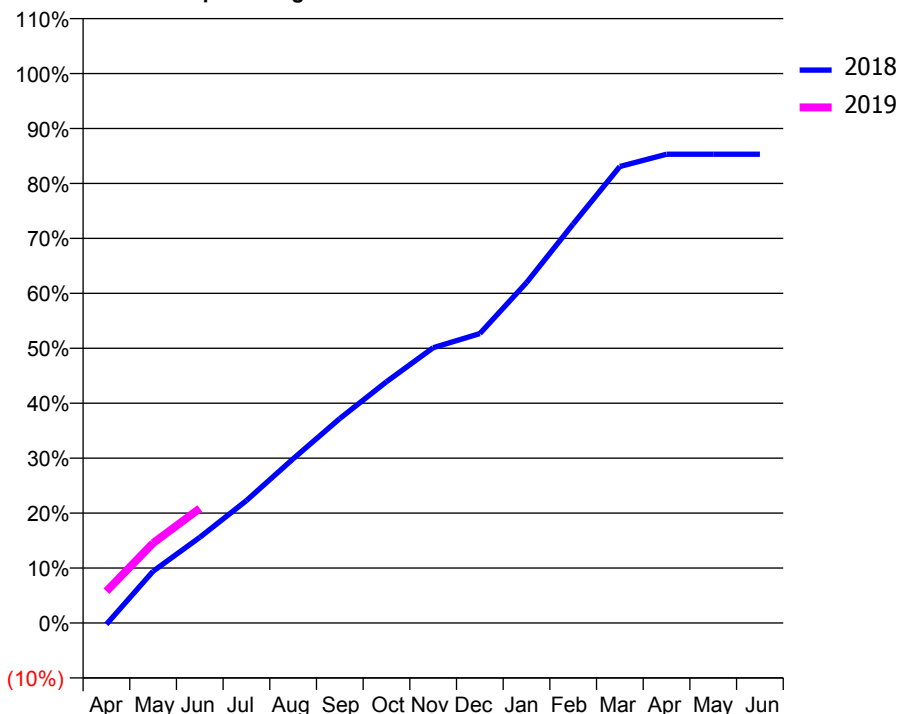
### ACCESS\*

Patients seen in 24 months	Total	Change since previous quarter
Quarter ending June 2017	414	
Quarter ending September 2017	402	↓
Quarter ending December 2017	397	↓
Quarter ending March 2018	398	→
Quarter ending June 2018	400	→
<b>Variance since June 2017</b>	<b>(3.4%)</b>	<b>↓</b>



### ACTIVITY

Cumulative percentage of contracted UDA delivered 2018 & 2019



Adjusted Scheduled Activity (UDA)

Month	2018	2019
April	-2	45
May	73	113
June	121	162
July	173	
August	232	
September	289	
October	341	
November	389	
December	409	
January	481	
February	564	
March	646	
April	663	
May	663	
June	663	

### QUALITY

	Quantity	Base Number	Contract	AT	Region	England
% of FP17s for the same patient ID Re-attending within 3 months - Children	4	96	4.2%	9.3%	11.3%	11.5%
% of FP17s for the same patient ID Re-attending within 3 months - Adults	6	48	12.5%	13.1%	14.9%	15.4%
% of FP17s for the same patient ID Re-attending between 3 & 9 months - Children	41	96	42.7%	61.2%	60.0%	58.9%
% of FP17s for the same patient ID Re-attending between 3 & 9 months - Adults	27	48	56.3%	55.8%	52.6%	51.6%
% of FP17s for Band 1 Urgent Courses	0	100	0.0%	6.9%	7.9%	8.9%
% of FP17s Relating to Free Repair or Replacements	0	100	0.0%	0.9%	0.8%	0.8%
% of FP17s Relating to Continuations	0	100	0.0%	1.1%	0.9%	0.9%
% of Patients satisfied with the dentistry they have received	0	0	N/A	93.4%	93.2%	93.2%
% of Patients satisfied with the time they had to wait for an appointment	0	0	N/A	90.7%	89.1%	88.8%

\* This is based on patients treated on this contract for their most recent course of treatment. Figures in italics indicate the base number of FP17s or Patient Questionnaire responses are less than 100. N/A is shown where the base number of responses is less than 10 during the period. % is calculated as Quantity/Base number\*100

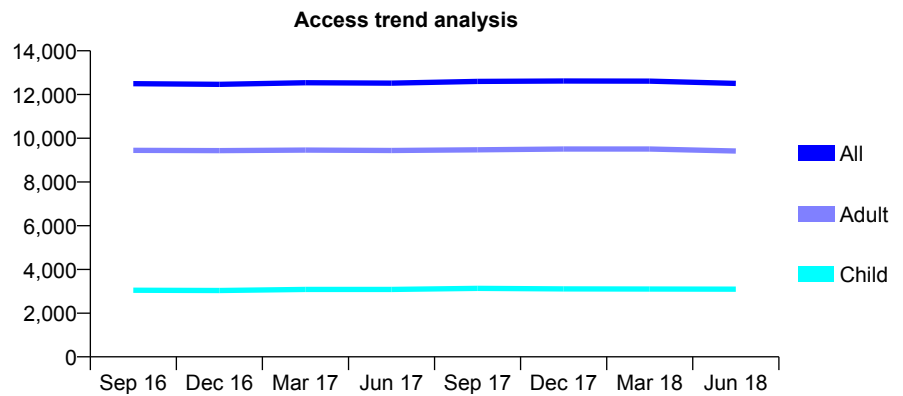
## Q60 - Vital Signs At a Glance Contract Report for 912891/0001 - June 2018

Name or company name	Rosslyn House Dental
Contract type name	GDS Contract
Purpose of contract	General
Contract start date	01/04/2006
Contract end date	

18/19 Contracted general activity (UDA)	37,649
Carry forward general activity (UDA)	0
18/19 Contracted orthodontic activity (UOA)	0
Carry forward orthodontic activity (UOA)	0
Baseline contract value	£829,147.78

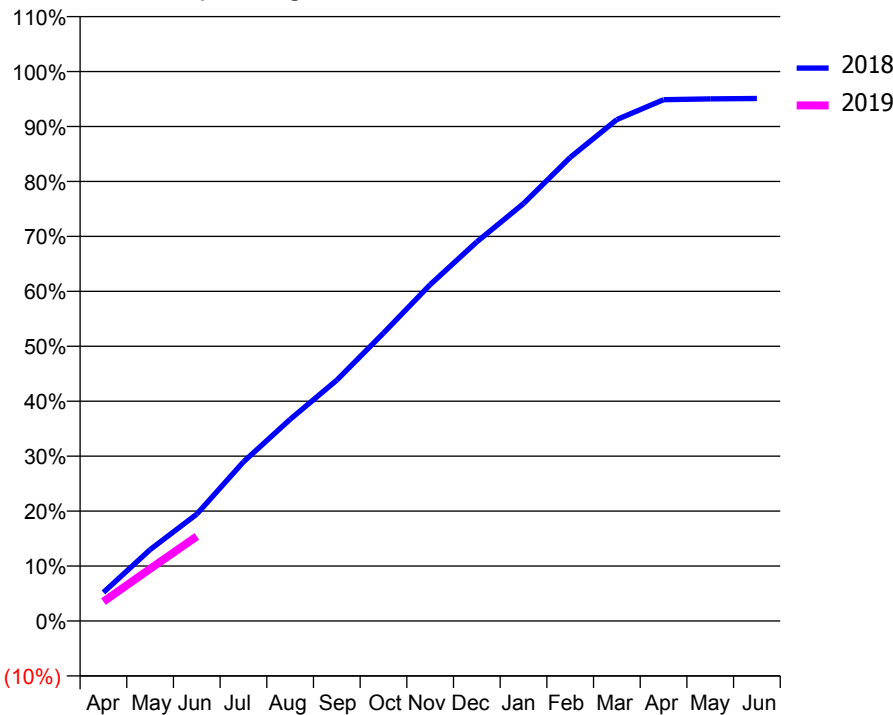
### ACCESS\*

Patients seen in 24 months	Total	Change since previous quarter
Quarter ending June 2017	12,523	
Quarter ending September 2017	12,600	→
Quarter ending December 2017	12,616	→
Quarter ending March 2018	12,614	→
Quarter ending June 2018	12,510	→
<b>Variance since June 2017</b>	<b>(0.1%)</b>	→



### ACTIVITY

Cumulative percentage of contracted UDA delivered 2018 & 2019



Month	Adjusted Scheduled Activity (UDA)	
	2018	2019
April	1,698	1,329
May	4,239	3,579
June	6,347	5,801
July	9,453	
August	11,982	
September	14,315	
October	17,110	
November	19,989	
December	22,529	
January	24,799	
February	27,541	
March	29,791	
April	30,972	
May	31,025	
June	31,049	

### QUALITY

	Quantity	Base Number	Contract	AT	Region	England
% of FP17s for the same patient ID Re-attending within 3 months - Children	41	1,023	4.0%	9.3%	11.3%	11.5%
% of FP17s for the same patient ID Re-attending within 3 months - Adults	278	3,154	8.8%	13.1%	14.9%	15.4%
% of FP17s for the same patient ID Re-attending between 3 & 9 months - Children	652	1,023	63.7%	61.2%	60.0%	58.9%
% of FP17s for the same patient ID Re-attending between 3 & 9 months - Adults	2,117	3,154	67.1%	55.8%	52.6%	51.6%
% of FP17s for Band 1 Urgent Courses	135	3,418	3.9%	6.9%	7.9%	8.9%
% of FP17s Relating to Free Repair or Replacements	13	3,418	0.4%	0.9%	0.8%	0.8%
% of FP17s Relating to Continuations	35	3,418	1.0%	1.1%	0.9%	0.9%
% of Patients satisfied with the dentistry they have received	16	16	100.0%	93.4%	93.2%	93.2%
% of Patients satisfied with the time they had to wait for an appointment	16	16	100.0%	90.7%	89.1%	88.8%

\* This is based on patients treated on this contract for their most recent course of treatment. Figures in italics indicate the base number of FP17s or Patient Questionnaire responses are less than 100. N/A is shown where the base number of responses is less than 10 during the period. % is calculated as Quantity/Base number\*100

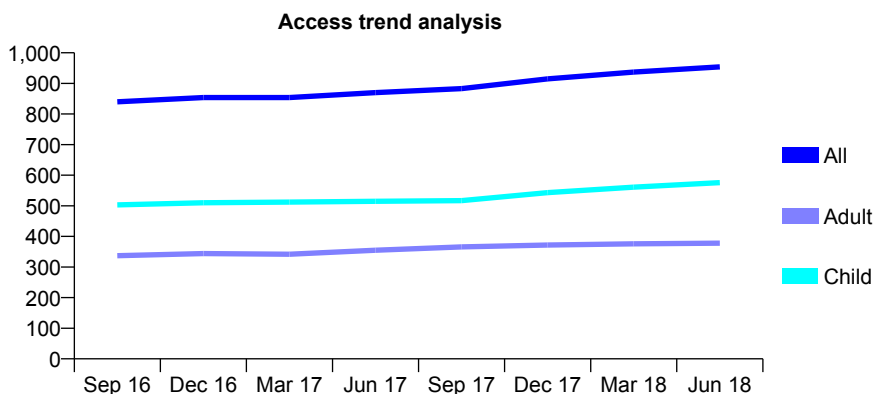
## Q60 - Vital Signs At a Glance Contract Report for 913006/0001 - June 2018

Name or company name	MRS AJ MORRIS
Contract type name	GDS Contract
Purpose of contract	General
Contract start date	01/04/2006
Contract end date	

18/19 Contracted general activity (UDA)	2,400
Carry forward general activity (UDA)	0
18/19 Contracted orthodontic activity (UOA)	0
Carry forward orthodontic activity (UOA)	0
Baseline contract value	£59,518.87

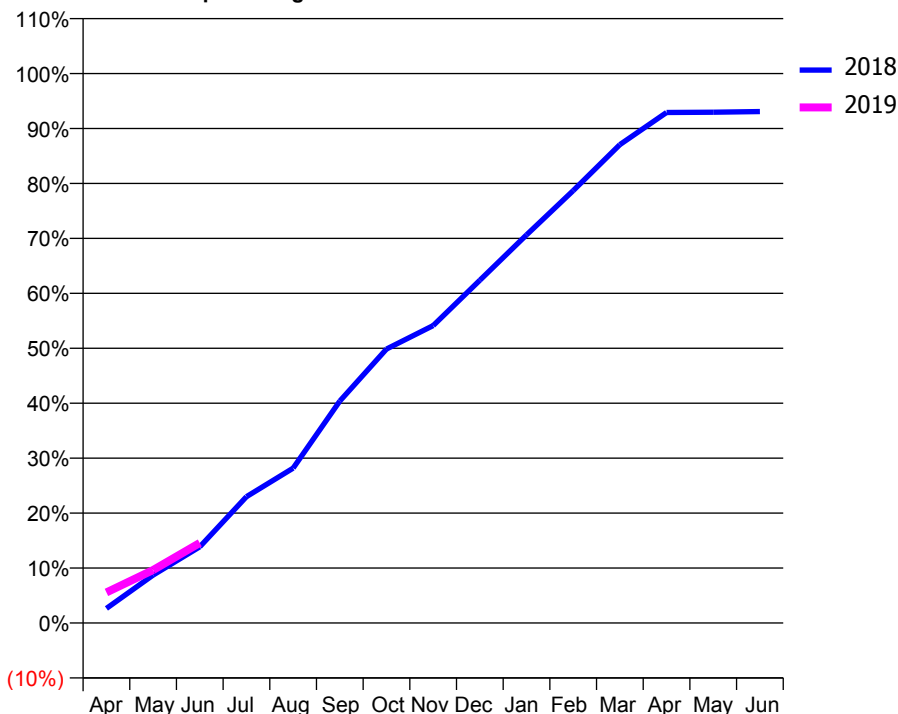
### ACCESS\*

Patients seen in 24 months	Total	Change since previous quarter
Quarter ending June 2017	870	
Quarter ending September 2017	883	→
Quarter ending December 2017	915	↑
Quarter ending March 2018	937	↑
Quarter ending June 2018	954	→
<b>Variance since June 2017</b>	<b>9.7%</b>	<b>↑</b>



### ACTIVITY

Cumulative percentage of contracted UDA delivered 2018 & 2019



Adjusted Scheduled Activity (UDA)

Month	2018	2019
April	64	134
May	210	231
June	333	350
July	552	
August	676	
September	970	
October	1,196	
November	1,299	
December	1,497	
January	1,695	
February	1,888	
March	2,089	
April	2,230	
May	2,231	
June	2,234	

### QUALITY

	Quantity	Base Number	Contract	AT	Region	England
% of FP17s for the same patient ID Re-attending within 3 months - Children	19	250	7.6%	9.3%	11.3%	11.5%
% of FP17s for the same patient ID Re-attending within 3 months - Adults	17	118	14.4%	13.1%	14.9%	15.4%
% of FP17s for the same patient ID Re-attending between 3 & 9 months - Children	161	250	64.4%	61.2%	60.0%	58.9%
% of FP17s for the same patient ID Re-attending between 3 & 9 months - Adults	72	118	61.0%	55.8%	52.6%	51.6%
% of FP17s for Band 1 Urgent Courses	24	273	8.8%	6.9%	7.9%	8.9%
% of FP17s Relating to Free Repair or Replacements	0	273	0.0%	0.9%	0.8%	0.8%
% of FP17s Relating to Continuations	3	273	1.1%	1.1%	0.9%	0.9%
% of Patients satisfied with the dentistry they have received	2	2	N/A	93.4%	93.2%	93.2%
% of Patients satisfied with the time they had to wait for an appointment	2	2	N/A	90.7%	89.1%	88.8%

\* This is based on patients treated on this contract for their most recent course of treatment. Figures in italics indicate the base number of FP17s or Patient Questionnaire responses are less than 100. N/A is shown where the base number of responses is less than 10 during the period. % is calculated as Quantity/Base number\*100

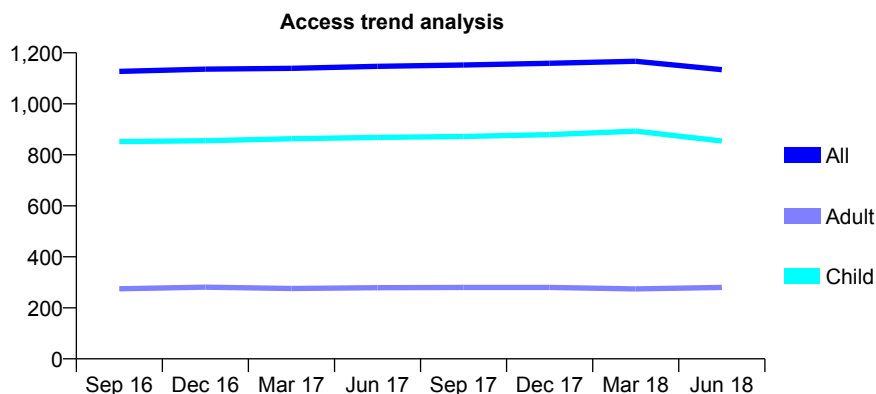
## Q60 - Vital Signs At a Glance Contract Report for 916013/0003 - June 2018

Name or company name	MR BJ GRAINGER
Contract type name	GDS Contract
Purpose of contract	General and Orthodontic
Contract start date	14/04/2008
Contract end date	

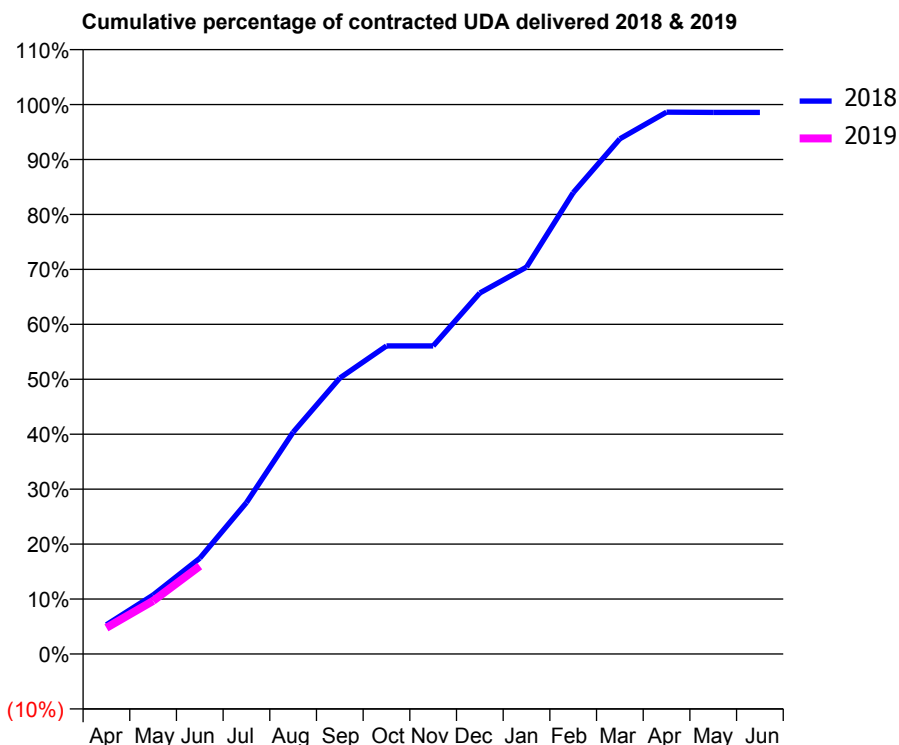
18/19 Contracted general activity (UDA)	1,850
Carry forward general activity (UDA)	0
18/19 Contracted orthodontic activity (UOA)	0
Carry forward orthodontic activity (UOA)	0
Baseline contract value	£44,044.78

### ACCESS\*

Patients seen in 24 months	Total	Change since previous quarter
Quarter ending June 2017	1,147	
Quarter ending September 2017	1,152	→
Quarter ending December 2017	1,159	→
Quarter ending March 2018	1,167	→
Quarter ending June 2018	1,134	↓
<b>Variance since June 2017</b>	<b>(1.1%)</b>	<b>↓</b>



### ACTIVITY



Adjusted Scheduled Activity (UDA)		
Month	2018	2019
April	106	88
May	215	179
June	349	296
July	551	
August	807	
September	1,005	
October	1,122	
November	1,122	
December	1,314	
January	1,408	
February	1,679	
March	1,875	
April	1,972	
May	1,971	
June	1,971	

### QUALITY

	Quantity	Base Number	Contract	AT	Region	England
% of FP17s for the same patient ID Re-attending within 3 months - Children	3	220	1.4%	9.3%	11.3%	11.5%
% of FP17s for the same patient ID Re-attending within 3 months - Adults	1	52	1.9%	13.1%	14.9%	15.4%
% of FP17s for the same patient ID Re-attending between 3 & 9 months - Children	120	220	54.5%	61.2%	60.0%	58.9%
% of FP17s for the same patient ID Re-attending between 3 & 9 months - Adults	25	52	48.1%	55.8%	52.6%	51.6%
% of FP17s for Band 1 Urgent Courses	0	202	0.0%	6.9%	7.9%	8.9%
% of FP17s Relating to Free Repair or Replacements	0	202	0.0%	0.9%	0.8%	0.8%
% of FP17s Relating to Continuations	0	202	0.0%	1.1%	0.9%	0.9%
% of Patients satisfied with the dentistry they have received	0	0	N/A	93.4%	93.2%	93.2%
% of Patients satisfied with the time they had to wait for an appointment	0	0	N/A	90.7%	89.1%	88.8%

\* This is based on patients treated on this contract for their most recent course of treatment. Figures in italics indicate the base number of FP17s or Patient Questionnaire responses are less than 100. N/A is shown where the base number of responses is less than 10 during the period. % is calculated as Quantity/Base number\*100

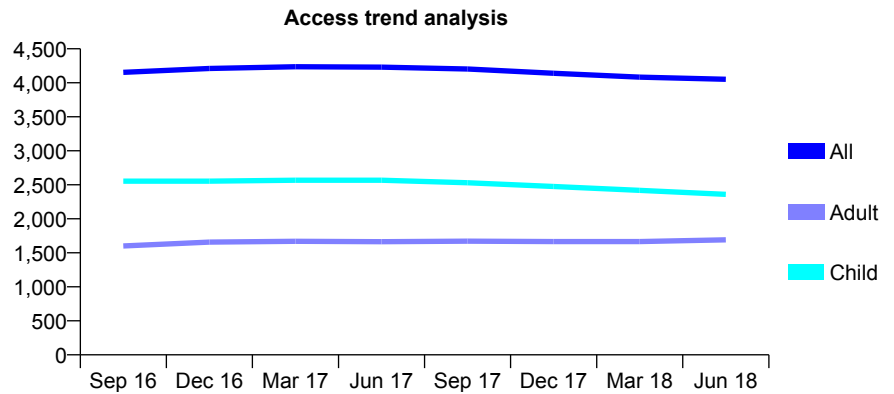
## Q60 - Vital Signs At a Glance Contract Report for 920231/0001 - June 2018

Name or company name	Madeley Dental Practice
Contract type name	GDS Contract
Purpose of contract	General
Contract start date	01/04/2006
Contract end date	

18/19 Contracted general activity (UDA)	11,000
Carry forward general activity (UDA)	0
18/19 Contracted orthodontic activity (UOA)	0
Carry forward orthodontic activity (UOA)	0
Baseline contract value	£290,261.69

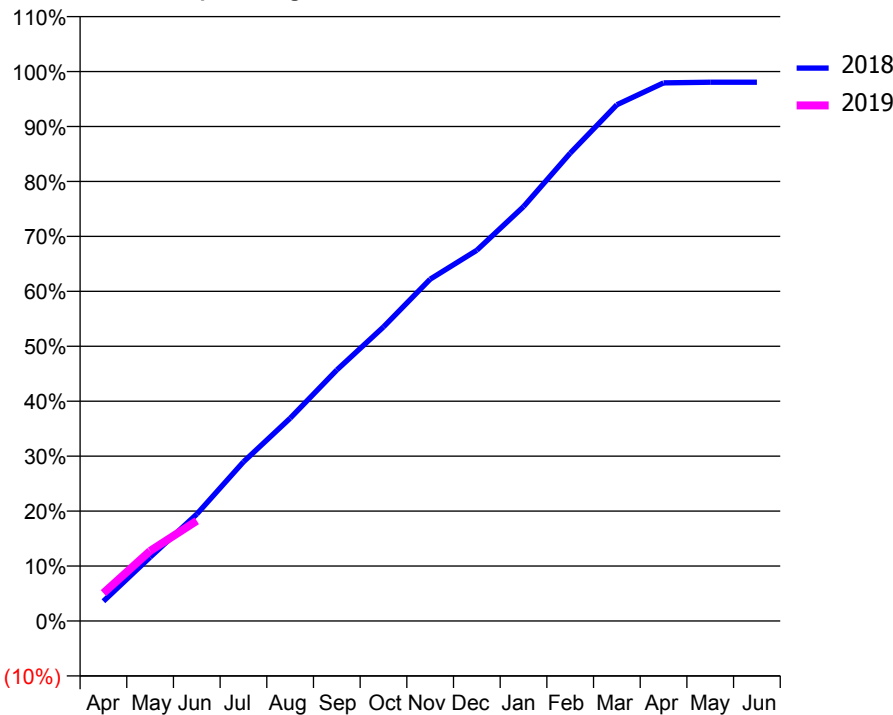
### ACCESS\*

Patients seen in 24 months	Total	Change since previous quarter
Quarter ending June 2017	4,231	
Quarter ending September 2017	4,202	→
Quarter ending December 2017	4,141	↓
Quarter ending March 2018	4,084	↓
Quarter ending June 2018	4,051	→
<b>Variance since June 2017</b>	<b>(4.3%)</b>	<b>↓</b>



### ACTIVITY

Cumulative percentage of contracted UDA delivered 2018 & 2019



Adjusted Scheduled Activity (UDA)		
Month	2018	2019
April	395	560
May	1,276	1,403
June	2,139	2,005
July	3,186	
August	4,059	
September	5,024	
October	5,886	
November	6,842	
December	7,421	
January	8,296	
February	9,365	
March	10,333	
April	10,773	
May	10,787	
June	10,786	

### QUALITY

	Quantity	Base Number	Contract	AT	Region	England
% of FP17s for the same patient ID Re-attending within 3 months - Children	54	806	6.7%	9.3%	11.3%	11.5%
% of FP17s for the same patient ID Re-attending within 3 months - Adults	54	557	9.7%	13.1%	14.9%	15.4%
% of FP17s for the same patient ID Re-attending between 3 & 9 months - Children	526	806	65.3%	61.2%	60.0%	58.9%
% of FP17s for the same patient ID Re-attending between 3 & 9 months - Adults	315	557	56.6%	55.8%	52.6%	51.6%
% of FP17s for Band 1 Urgent Courses	52	1,127	4.6%	6.9%	7.9%	8.9%
% of FP17s Relating to Free Repair or Replacements	1	1,127	0.1%	0.9%	0.8%	0.8%
% of FP17s Relating to Continuations	0	1,127	0.0%	1.1%	0.9%	0.9%
% of Patients satisfied with the dentistry they have received	5	5	N/A	93.4%	93.2%	93.2%
% of Patients satisfied with the time they had to wait for an appointment	5	5	N/A	90.7%	89.1%	88.8%

\* This is based on patients treated on this contract for their most recent course of treatment. Figures in italics indicate the base number of FP17s or Patient Questionnaire responses are less than 100. N/A is shown where the base number of responses is less than 10 during the period. % is calculated as Quantity/Base number\*100



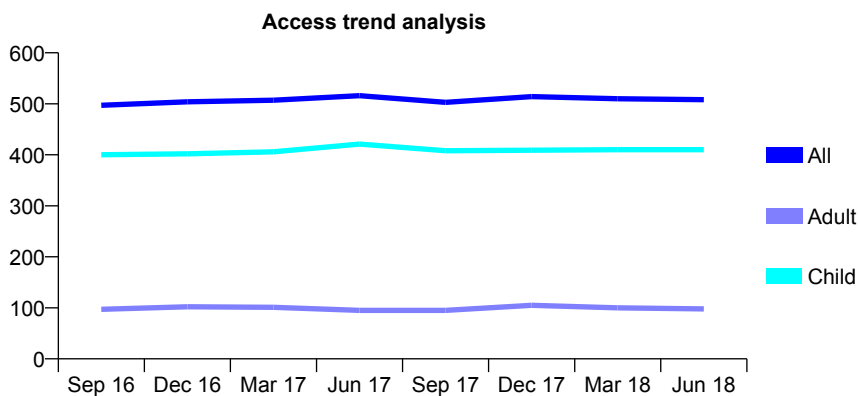
## Q60 - Vital Signs At a Glance Contract Report for 925713/0001 - June 2018

Name or company name	MR IH KHAN
Contract type name	GDS Contract
Purpose of contract	General
Contract start date	01/04/2006
Contract end date	

18/19 Contracted general activity (UDA)	1,200
Carry forward general activity (UDA)	0
18/19 Contracted orthodontic activity (UOA)	0
Carry forward orthodontic activity (UOA)	0
Baseline contract value	£28,005.31

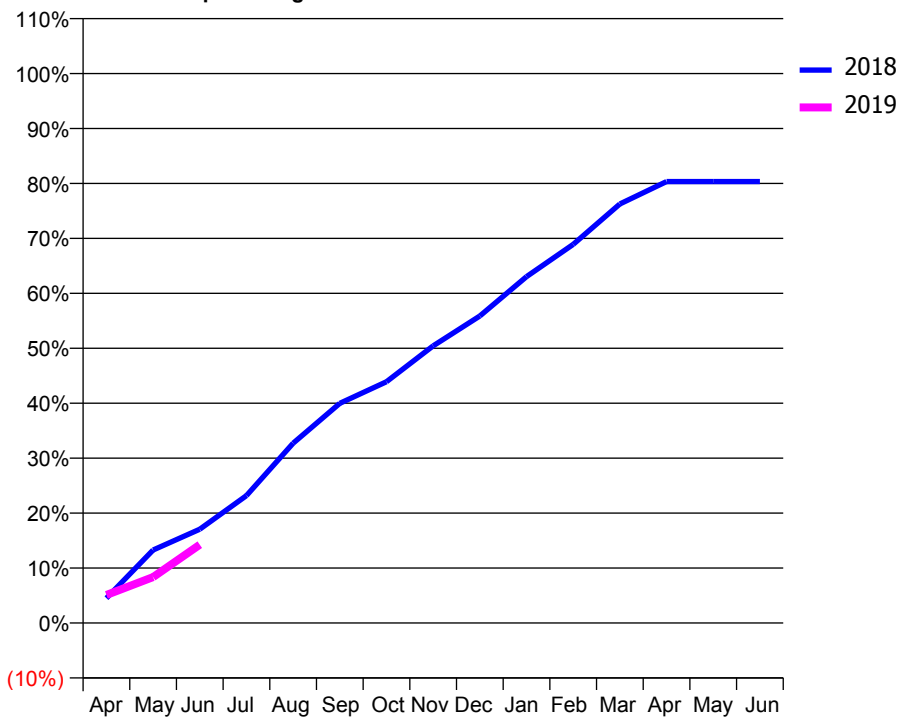
### ACCESS\*

Patients seen in 24 months	Total	Change since previous quarter
Quarter ending June 2017	516	
Quarter ending September 2017	503	↓
Quarter ending December 2017	514	↑
Quarter ending March 2018	510	→
Quarter ending June 2018	508	→
<b>Variance since June 2017</b>	<b>(1.6%)</b>	<b>↓</b>



### ACTIVITY

Cumulative percentage of contracted UDA delivered 2018 & 2019



Adjusted Scheduled Activity (UDA)

Month	2018	2019
April	54	61
May	159	100
June	205	171
July	278	
August	393	
September	480	
October	527	
November	605	
December	670	
January	756	
February	827	
March	915	
April	964	
May	964	
June	964	

### QUALITY

	Quantity	Base Number	Contract	AT	Region	England
% of FP17s for the same patient ID Re-attending within 3 months - Children	9	144	6.3%	9.3%	11.3%	11.5%
% of FP17s for the same patient ID Re-attending within 3 months - Adults	2	21	9.5%	13.1%	14.9%	15.4%
% of FP17s for the same patient ID Re-attending between 3 & 9 months - Children	102	144	70.8%	61.2%	60.0%	58.9%
% of FP17s for the same patient ID Re-attending between 3 & 9 months - Adults	14	21	66.7%	55.8%	52.6%	51.6%
% of FP17s for Band 1 Urgent Courses	1	127	0.8%	6.9%	7.9%	8.9%
% of FP17s Relating to Free Repair or Replacements	0	127	0.0%	0.9%	0.8%	0.8%
% of FP17s Relating to Continuations	1	127	0.8%	1.1%	0.9%	0.9%
% of Patients satisfied with the dentistry they have received	0	0	N/A	93.4%	93.2%	93.2%
% of Patients satisfied with the time they had to wait for an appointment	0	0	N/A	90.7%	89.1%	88.8%

\* This is based on patients treated on this contract for their most recent course of treatment. Figures in italics indicate the base number of FP17s or Patient Questionnaire responses are less than 100. N/A is shown where the base number of responses is less than 10 during the period. % is calculated as Quantity/Base number\*100

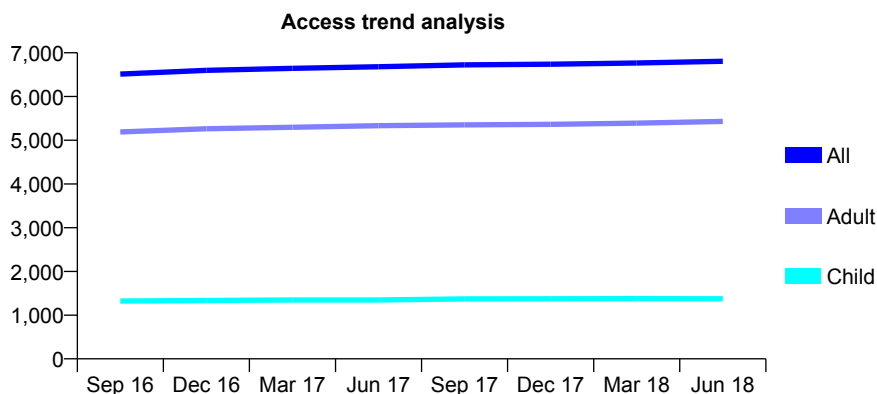
## Q60 - Vital Signs At a Glance Contract Report for 927201/0001 - June 2018

Name or company name	MR N AHMED
Contract type name	GDS Contract
Purpose of contract	General and Orthodontic
Contract start date	01/04/2006
Contract end date	

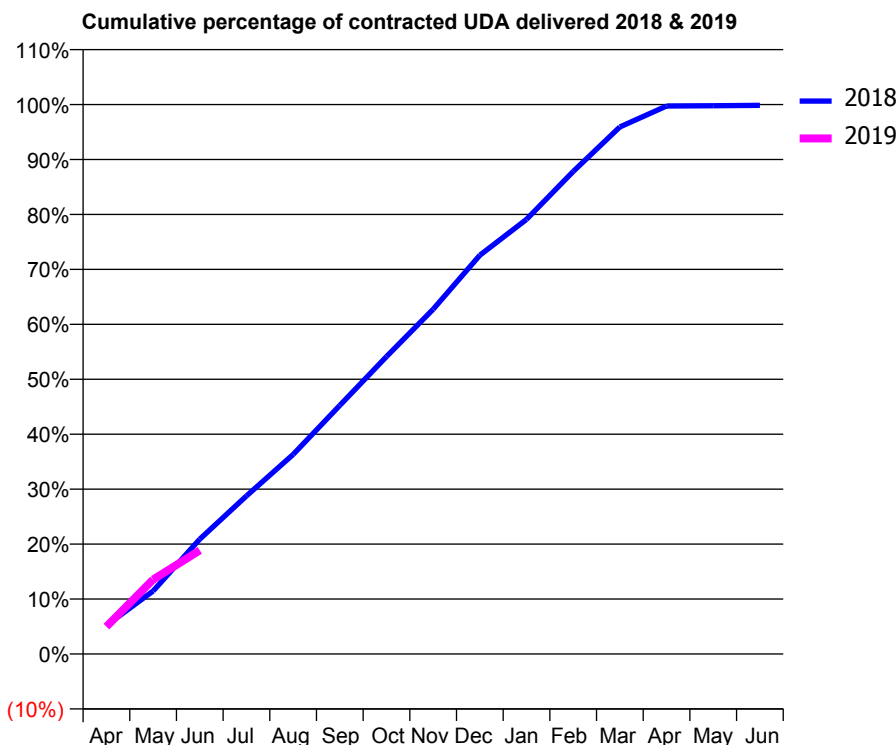
18/19 Contracted general activity (UDA)	17,708
Carry forward general activity (UDA)	0
18/19 Contracted orthodontic activity (UOA)	2,688
Carry forward orthodontic activity (UOA)	0
Baseline contract value	£601,799.70

### ACCESS\*

Patients seen in 24 months	Total	Change since previous quarter
Quarter ending June 2017	6,680	
Quarter ending September 2017	6,724	→
Quarter ending December 2017	6,738	→
Quarter ending March 2018	6,767	→
Quarter ending June 2018	6,805	→
<b>Variance since June 2017</b>	<b>1.9%</b>	<b>→</b>



### ACTIVITY



Month	Adjusted Scheduled Activity (UDA)	
	2018	2019
April	920	882
May	2,030	2,402
June	3,701	3,340
July	5,096	
August	6,429	
September	8,014	
October	9,585	
November	11,111	
December	12,852	
January	14,006	
February	15,549	
March	16,983	
April	17,661	
May	17,668	
June	17,679	

### QUALITY

	Quantity	Base Number	Contract	AT	Region	England
% of FP17s for the same patient ID Re-attending within 3 months - Children	32	596	5.4%	9.3%	11.3%	11.5%
% of FP17s for the same patient ID Re-attending within 3 months - Adults	91	1,719	5.3%	13.1%	14.9%	15.4%
% of FP17s for the same patient ID Re-attending between 3 & 9 months - Children	228	596	38.3%	61.2%	60.0%	58.9%
% of FP17s for the same patient ID Re-attending between 3 & 9 months - Adults	762	1,719	44.3%	55.8%	52.6%	51.6%
% of FP17s for Band 1 Urgent Courses	5	1,846	0.3%	6.9%	7.9%	8.9%
% of FP17s Relating to Free Repair or Replacements	9	1,846	0.5%	0.9%	0.8%	0.8%
% of FP17s Relating to Continuations	11	1,846	0.6%	1.1%	0.9%	0.9%
% of Patients satisfied with the dentistry they have received	7	7	N/A	93.4%	93.2%	93.2%
% of Patients satisfied with the time they had to wait for an appointment	7	7	N/A	90.7%	89.1%	88.8%

\* This is based on patients treated on this contract for their most recent course of treatment. Figures in italics indicate the base number of FP17s or Patient Questionnaire responses are less than 100. N/A is shown where the base number of responses is less than 10 during the period. % is calculated as Quantity/Base number\*100

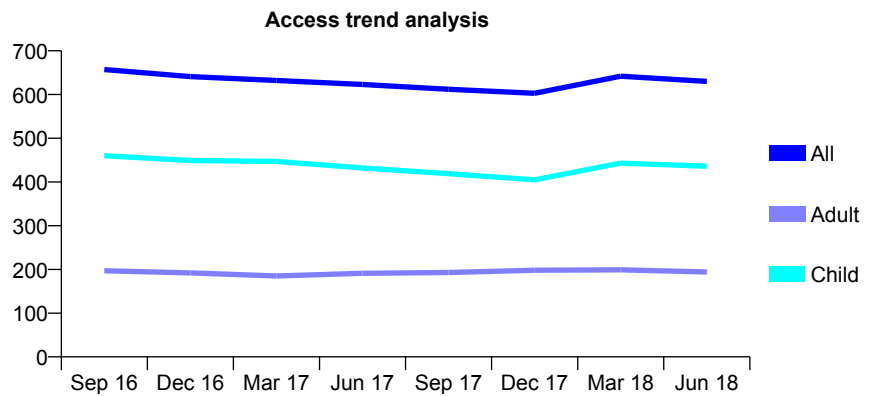
## Q60 - Vital Signs At a Glance Contract Report for 927341/0001 - June 2018

Name or company name	MR JG LANGLEY
Contract type name	GDS Contract
Purpose of contract	General
Contract start date	01/04/2006
Contract end date	

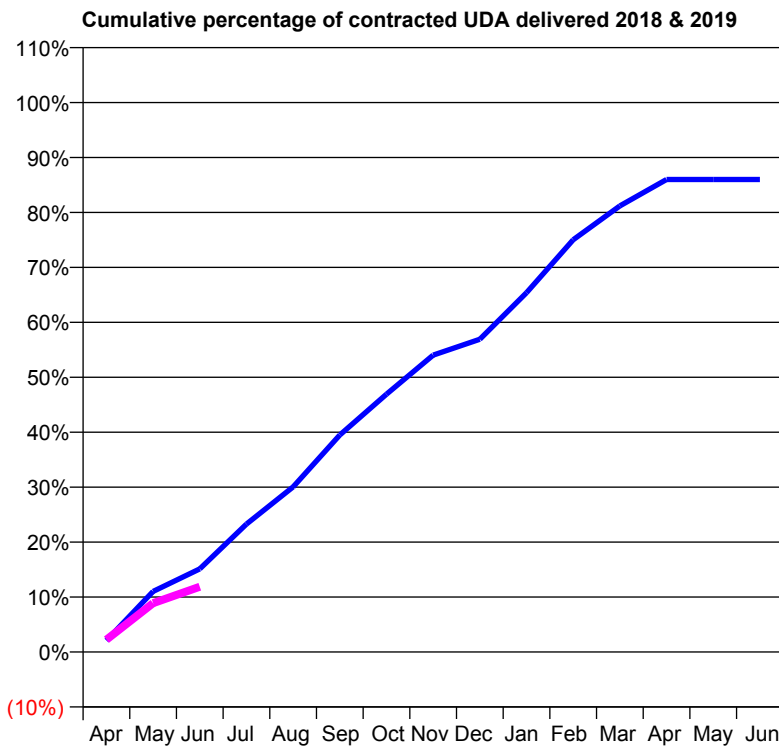
18/19 Contracted general activity (UDA)	1,380
Carry forward general activity (UDA)	0
18/19 Contracted orthodontic activity (UOA)	0
Carry forward orthodontic activity (UOA)	0
Baseline contract value	£30,616.08

### ACCESS\*

Patients seen in 24 months	Total	Change since previous quarter
Quarter ending June 2017	623	
Quarter ending September 2017	612	↓
Quarter ending December 2017	603	↓
Quarter ending March 2018	642	↑
Quarter ending June 2018	630	↓
<b>Variance since June 2017</b>	<b>1.1%</b>	→



### ACTIVITY



Adjusted Scheduled Activity (UDA)		
Month	2018	2019
April	29	31
May	152	123
June	209	164
July	321	
August	415	
September	545	
October	647	
November	746	
December	786	
January	902	
February	1,035	
March	1,120	
April	1,187	
May	1,187	
June	1,187	

### QUALITY

	Quantity	Base Number	Contract	AT	Region	England
% of FP17s for the same patient ID Re-attending within 3 months - Children	4	120	3.3%	9.3%	11.3%	11.5%
% of FP17s for the same patient ID Re-attending within 3 months - Adults	0	42	0.0%	13.1%	14.9%	15.4%
% of FP17s for the same patient ID Re-attending between 3 & 9 months - Children	82	120	68.3%	61.2%	60.0%	58.9%
% of FP17s for the same patient ID Re-attending between 3 & 9 months - Adults	32	42	76.2%	55.8%	52.6%	51.6%
% of FP17s for Band 1 Urgent Courses	4	113	3.5%	6.9%	7.9%	8.9%
% of FP17s Relating to Free Repair or Replacements	0	113	0.0%	0.9%	0.8%	0.8%
% of FP17s Relating to Continuations	0	113	0.0%	1.1%	0.9%	0.9%
% of Patients satisfied with the dentistry they have received	0	0	N/A	93.4%	93.2%	93.2%
% of Patients satisfied with the time they had to wait for an appointment	0	0	N/A	90.7%	89.1%	88.8%

\* This is based on patients treated on this contract for their most recent course of treatment. Figures in italics indicate the base number of FP17s or Patient Questionnaire responses are less than 100. N/A is shown where the base number of responses is less than 10 during the period. % is calculated as Quantity/Base number\*100

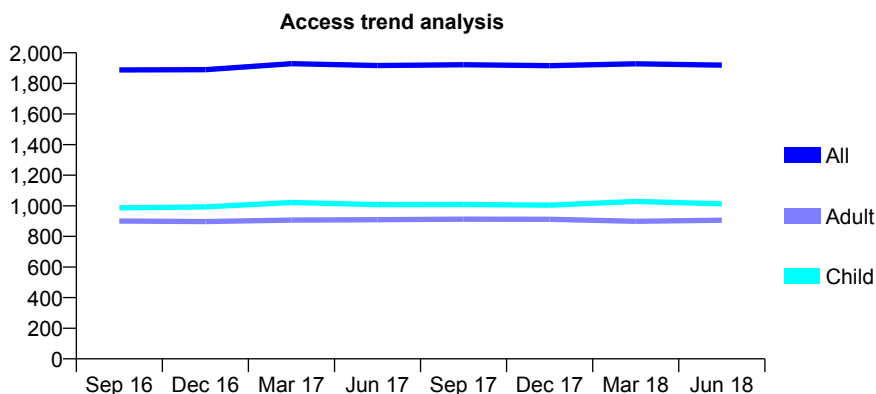
## Q60 - Vital Signs At a Glance Contract Report for 927724/0003 - June 2018

Name or company name	MR SS DEHAL
Contract type name	GDS Contract
Purpose of contract	General and Orthodontic
Contract start date	01/06/2008
Contract end date	

18/19 Contracted general activity (UDA)	5,493
Carry forward general activity (UDA)	0
18/19 Contracted orthodontic activity (UOA)	0
Carry forward orthodontic activity (UOA)	0
Baseline contract value	£135,216.37

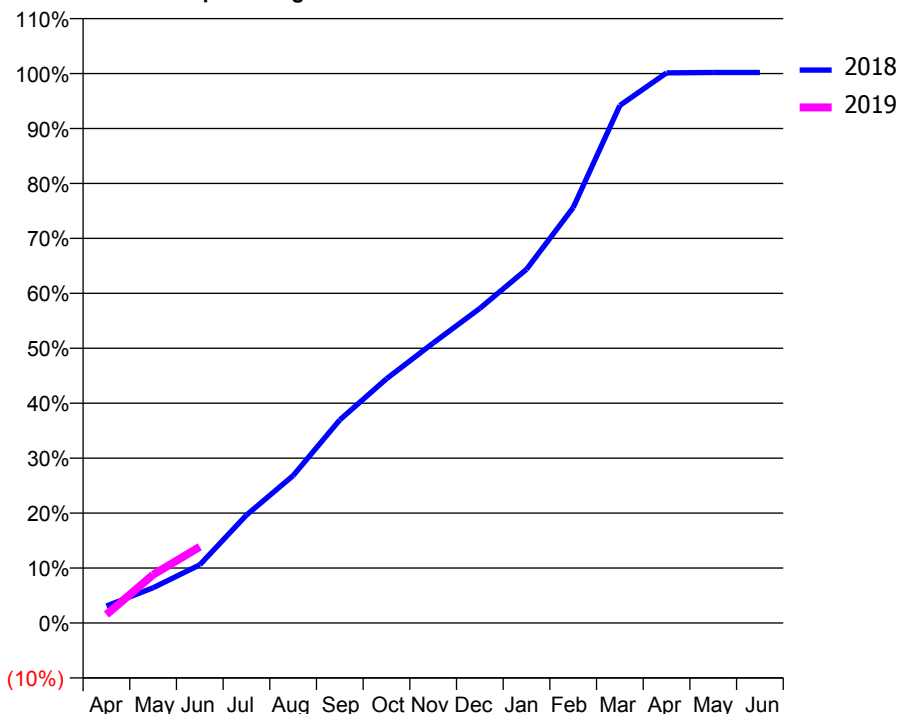
### ACCESS\*

Patients seen in 24 months	Total	Change since previous quarter
Quarter ending June 2017	1,917	
Quarter ending September 2017	1,922	→
Quarter ending December 2017	1,916	→
Quarter ending March 2018	1,928	→
Quarter ending June 2018	1,919	→
<b>Variance since June 2017</b>	<b>0.1%</b>	<b>→</b>



### ACTIVITY

Cumulative percentage of contracted UDA delivered 2018 & 2019



Adjusted Scheduled Activity (UDA)

Month	2018	2019
April	170	85
May	352	483
June	581	762
July	1,078	
August	1,474	
September	2,031	
October	2,441	
November	2,798	
December	3,145	
January	3,536	
February	4,153	
March	5,174	
April	5,499	
May	5,503	
June	5,503	

### QUALITY

	Quantity	Base Number	Contract	AT	Region	England
% of FP17s for the same patient ID Re-attending within 3 months - Children	60	408	14.7%	9.3%	11.3%	11.5%
% of FP17s for the same patient ID Re-attending within 3 months - Adults	32	280	11.4%	13.1%	14.9%	15.4%
% of FP17s for the same patient ID Re-attending between 3 & 9 months - Children	286	408	70.1%	61.2%	60.0%	58.9%
% of FP17s for the same patient ID Re-attending between 3 & 9 months - Adults	190	280	67.9%	55.8%	52.6%	51.6%
% of FP17s for Band 1 Urgent Courses	19	471	4.0%	6.9%	7.9%	8.9%
% of FP17s Relating to Free Repair or Replacements	2	471	0.4%	0.9%	0.8%	0.8%
% of FP17s Relating to Continuations	10	471	2.1%	1.1%	0.9%	0.9%
% of Patients satisfied with the dentistry they have received	1	1	N/A	93.4%	93.2%	93.2%
% of Patients satisfied with the time they had to wait for an appointment	1	1	N/A	90.7%	89.1%	88.8%

\* This is based on patients treated on this contract for their most recent course of treatment. Figures in italics indicate the base number of FP17s or Patient Questionnaire responses are less than 100. N/A is shown where the base number of responses is less than 10 during the period. % is calculated as Quantity/Base number\*100

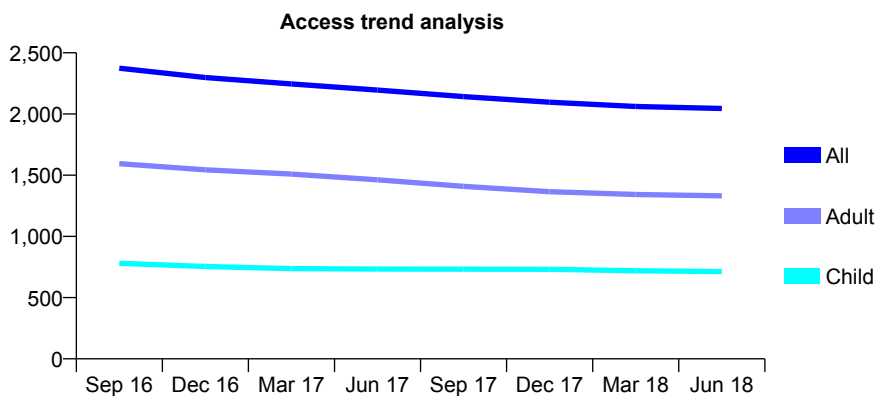
## Q60 - Vital Signs At a Glance Contract Report for 932779/0002 - June 2018

Name or company name	MR GC CUMMINGS
Contract type name	GDS Contract
Purpose of contract	General
Contract start date	01/10/2009
Contract end date	

18/19 Contracted general activity (UDA)	6,764
Carry forward general activity (UDA)	0
18/19 Contracted orthodontic activity (UOA)	0
Carry forward orthodontic activity (UOA)	0
Baseline contract value	£184,835.31

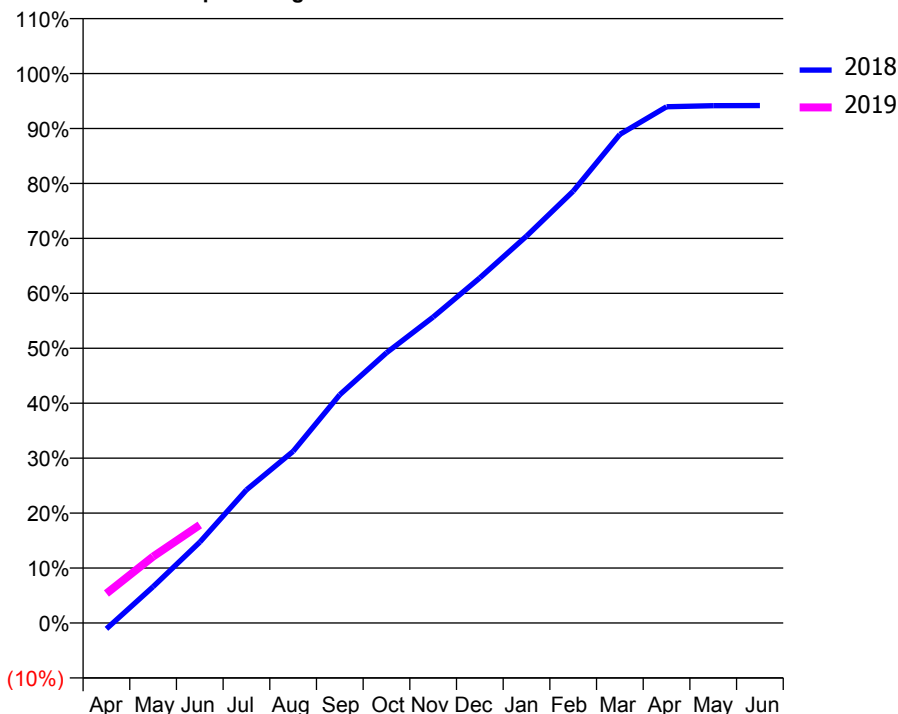
### ACCESS\*

Patients seen in 24 months	Total	Change since previous quarter
Quarter ending June 2017	2,196	
Quarter ending September 2017	2,142	↓
Quarter ending December 2017	2,096	↓
Quarter ending March 2018	2,062	↓
Quarter ending June 2018	2,045	→
<b>Variance since June 2017</b>	<b>(6.9%)</b>	<b>↓</b>



### ACTIVITY

Cumulative percentage of contracted UDA delivered 2018 & 2019



Adjusted Scheduled Activity (UDA)

Month	2018	2019
April	-73	364
May	447	818
June	995	1,207
July	1,640	
August	2,113	
September	2,811	
October	3,326	
November	3,766	
December	4,248	
January	4,762	
February	5,315	
March	6,015	
April	6,354	
May	6,368	
June	6,369	

### QUALITY

	Quantity	Base Number	Contract	AT	Region	England
% of FP17s for the same patient ID Re-attending within 3 months - Children	96	397	24.2%	9.3%	11.3%	11.5%
% of FP17s for the same patient ID Re-attending within 3 months - Adults	79	532	14.8%	13.1%	14.9%	15.4%
% of FP17s for the same patient ID Re-attending between 3 & 9 months - Children	254	397	64.0%	61.2%	60.0%	58.9%
% of FP17s for the same patient ID Re-attending between 3 & 9 months - Adults	348	532	65.4%	55.8%	52.6%	51.6%
% of FP17s for Band 1 Urgent Courses	13	752	1.7%	6.9%	7.9%	8.9%
% of FP17s Relating to Free Repair or Replacements	12	752	1.6%	0.9%	0.8%	0.8%
% of FP17s Relating to Continuations	9	752	1.2%	1.1%	0.9%	0.9%
% of Patients satisfied with the dentistry they have received	3	3	N/A	93.4%	93.2%	93.2%
% of Patients satisfied with the time they had to wait for an appointment	2	3	N/A	90.7%	89.1%	88.8%

\* This is based on patients treated on this contract for their most recent course of treatment. Figures in italics indicate the base number of FP17s or Patient Questionnaire responses are less than 100. N/A is shown where the base number of responses is less than 10 during the period. % is calculated as Quantity/Base number\*100

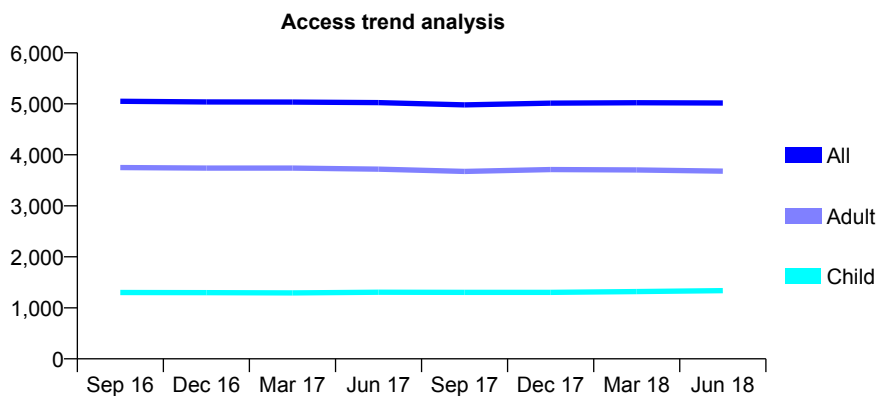
## Q60 - Vital Signs At a Glance Contract Report for 934925/0002 - June 2018

Name or company name	Lichfield Dental Care Limited
Contract type name	GDS Contract
Purpose of contract	General
Contract start date	01/04/2006
Contract end date	

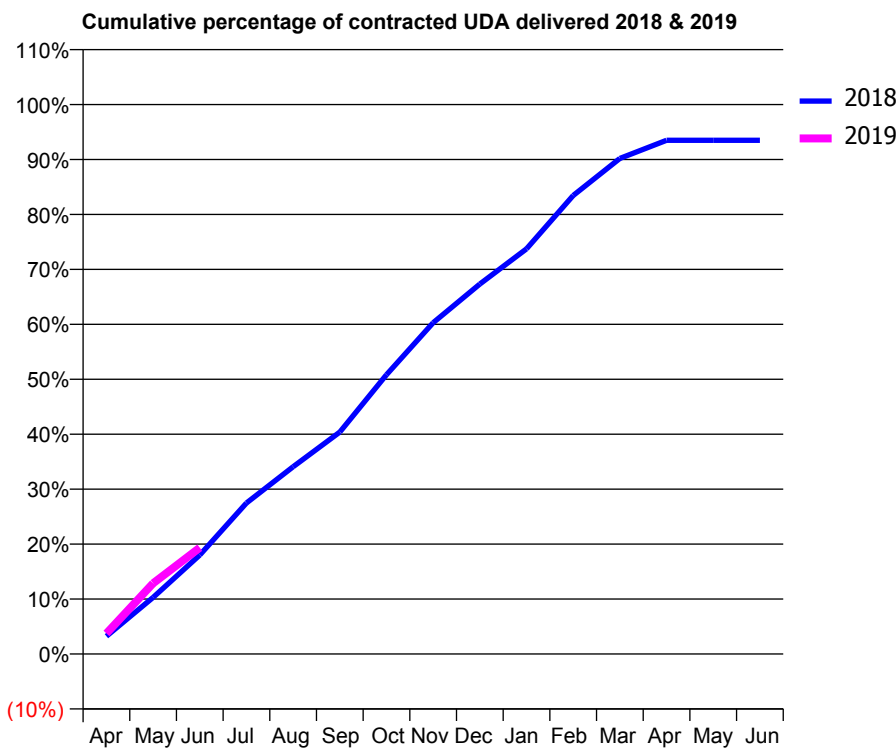
18/19 Contracted general activity (UDA)	16,000
Carry forward general activity (UDA)	0
18/19 Contracted orthodontic activity (UOA)	0
Carry forward orthodontic activity (UOA)	0
Baseline contract value	£394,064.61

### ACCESS\*

Patients seen in 24 months	Total	Change since previous quarter
Quarter ending June 2017	5,023	
Quarter ending September 2017	4,978	→
Quarter ending December 2017	5,014	→
Quarter ending March 2018	5,022	→
Quarter ending June 2018	5,015	→
<b>Variance since June 2017</b>	<b>(0.2%)</b>	→



### ACTIVITY



Month	Adjusted Scheduled Activity (UDA)	
	2018	2019
April	525	598
May	1,668	2,059
June	2,920	3,097
July	4,456	
August	5,524	
September	6,547	
October	8,241	
November	9,774	
December	10,915	
January	11,954	
February	13,528	
March	14,620	
April	15,156	
May	15,157	
June	15,157	

### QUALITY

	Quantity	Base Number	Contract	AT	Region	England
% of FP17s for the same patient ID Re-attending within 3 months - Children	35	486	7.2%	9.3%	11.3%	11.5%
% of FP17s for the same patient ID Re-attending within 3 months - Adults	215	1,442	14.9%	13.1%	14.9%	15.4%
% of FP17s for the same patient ID Re-attending between 3 & 9 months - Children	324	486	66.7%	61.2%	60.0%	58.9%
% of FP17s for the same patient ID Re-attending between 3 & 9 months - Adults	955	1,442	66.2%	55.8%	52.6%	51.6%
% of FP17s for Band 1 Urgent Courses	141	1,679	8.4%	6.9%	7.9%	8.9%
% of FP17s Relating to Free Repair or Replacements	22	1,679	1.3%	0.9%	0.8%	0.8%
% of FP17s Relating to Continuations	10	1,679	0.6%	1.1%	0.9%	0.9%
% of Patients satisfied with the dentistry they have received	11	12	91.7%	93.4%	93.2%	93.2%
% of Patients satisfied with the time they had to wait for an appointment	10	12	83.3%	90.7%	89.1%	88.8%

\* This is based on patients treated on this contract for their most recent course of treatment. Figures in italics indicate the base number of FP17s or Patient Questionnaire responses are less than 100. N/A is shown where the base number of responses is less than 10 during the period. % is calculated as Quantity/Base number\*100

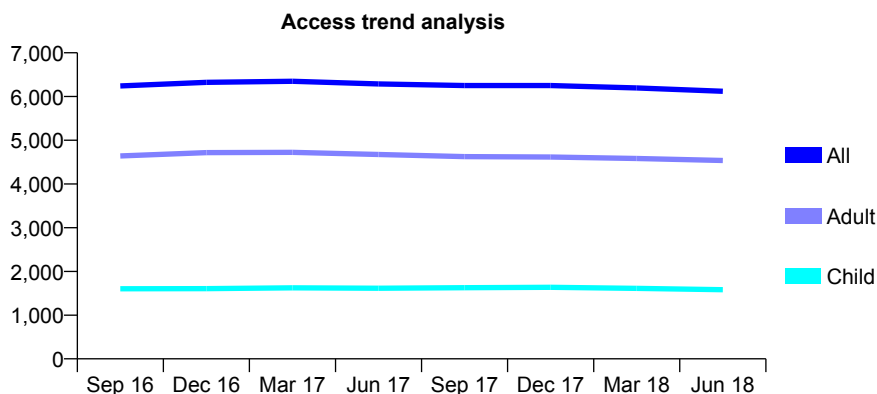
## Q60 - Vital Signs At a Glance Contract Report for 934984/0001 - June 2018

Name or company name	MR P SANGHA
Contract type name	GDS Contract
Purpose of contract	General
Contract start date	01/04/2006
Contract end date	

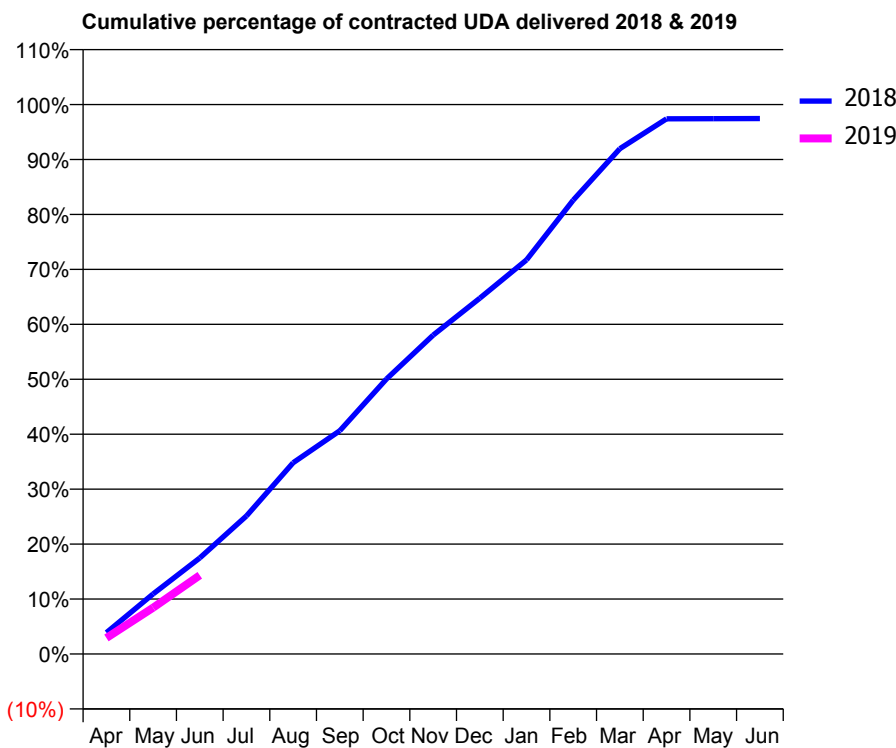
18/19 Contracted general activity (UDA)	20,888
Carry forward general activity (UDA)	0
18/19 Contracted orthodontic activity (UOA)	0
Carry forward orthodontic activity (UOA)	0
Baseline contract value	£501,185.25

### ACCESS\*

Patients seen in 24 months	Total	Change since previous quarter
Quarter ending June 2017	6,289	
Quarter ending September 2017	6,250	→
Quarter ending December 2017	6,252	→
Quarter ending March 2018	6,197	→
Quarter ending June 2018	6,119	↓
<b>Variance since June 2017</b>	<b>(2.7%)</b>	<b>↓</b>



### ACTIVITY



Month	Adjusted Scheduled Activity (UDA)	
	2018	2019
April	736	612
May	2,066	1,760
June	3,301	2,994
July	4,745	
August	6,577	
September	7,676	
October	9,453	
November	10,962	
December	12,231	
January	13,549	
February	15,599	
March	17,369	
April	18,398	
May	18,402	
June	18,403	

### QUALITY

	Quantity	Base Number	Contract	AT	Region	England
% of FP17s for the same patient ID Re-attending within 3 months - Children	51	571	8.9%	9.3%	11.3%	11.5%
% of FP17s for the same patient ID Re-attending within 3 months - Adults	191	1,390	13.7%	13.1%	14.9%	15.4%
% of FP17s for the same patient ID Re-attending between 3 & 9 months - Children	415	571	72.7%	61.2%	60.0%	58.9%
% of FP17s for the same patient ID Re-attending between 3 & 9 months - Adults	800	1,390	57.6%	55.8%	52.6%	51.6%
% of FP17s for Band 1 Urgent Courses	107	1,569	6.8%	6.9%	7.9%	8.9%
% of FP17s Relating to Free Repair or Replacements	16	1,569	1.0%	0.9%	0.8%	0.8%
% of FP17s Relating to Continuations	10	1,569	0.6%	1.1%	0.9%	0.9%
% of Patients satisfied with the dentistry they have received	4	7	N/A	93.4%	93.2%	93.2%
% of Patients satisfied with the time they had to wait for an appointment	7	7	N/A	90.7%	89.1%	88.8%

\* This is based on patients treated on this contract for their most recent course of treatment. Figures in italics indicate the base number of FP17s or Patient Questionnaire responses are less than 100. N/A is shown where the base number of responses is less than 10 during the period. % is calculated as Quantity/Base number\*100

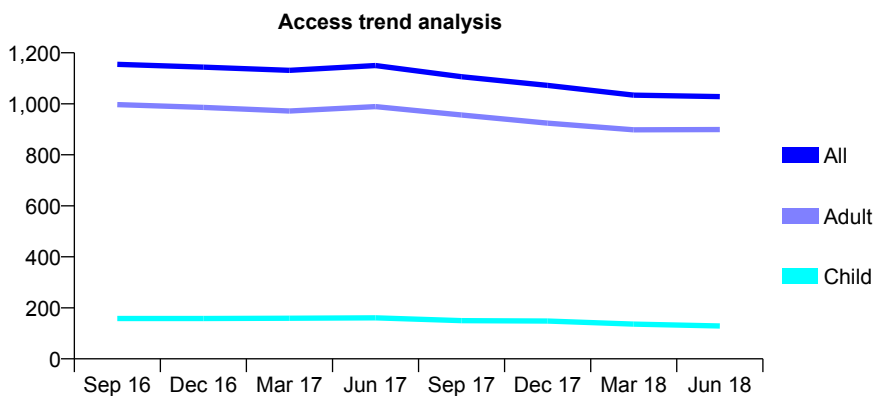
## Q60 - Vital Signs At a Glance Contract Report for 986801/0004 - June 2018

Name or company name	MR MN DEVLIN
Contract type name	GDS Contract
Purpose of contract	General
Contract start date	03/10/2007
Contract end date	

18/19 Contracted general activity (UDA)	3,848
Carry forward general activity (UDA)	0
18/19 Contracted orthodontic activity (UOA)	0
Carry forward orthodontic activity (UOA)	0
Baseline contract value	£88,427.82

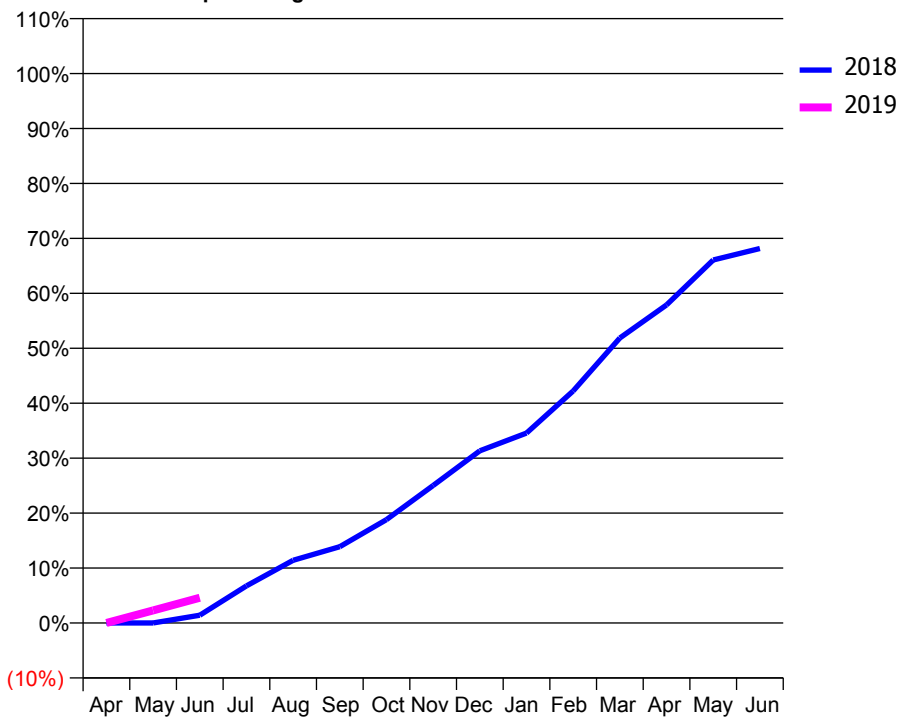
### ACCESS\*

Patients seen in 24 months	Total	Change since previous quarter
Quarter ending June 2017	1,150	
Quarter ending September 2017	1,106	↓
Quarter ending December 2017	1,072	↓
Quarter ending March 2018	1,034	↓
Quarter ending June 2018	1,028	→
<b>Variance since June 2017</b>	<b>(10.6%)</b>	<b>↓</b>



### ACTIVITY

Cumulative percentage of contracted UDA delivered 2018 & 2019



Adjusted Scheduled Activity (UDA)

Month	2018	2019
April	0	0
May	0	89
June	54	177
July	260	
August	439	
September	534	
October	724	
November	963	
December	1,206	
January	1,331	
February	1,626	
March	1,996	
April	2,228	
May	2,542	
June	2,623	

### QUALITY

	Quantity	Base Number	Contract	AT	Region	England
% of FP17s for the same patient ID Re-attending within 3 months - Children	4	37	10.8%	9.3%	11.3%	11.5%
% of FP17s for the same patient ID Re-attending within 3 months - Adults	44	304	14.5%	13.1%	14.9%	15.4%
% of FP17s for the same patient ID Re-attending between 3 & 9 months - Children	20	37	54.1%	61.2%	60.0%	58.9%
% of FP17s for the same patient ID Re-attending between 3 & 9 months - Adults	188	304	61.8%	55.8%	52.6%	51.6%
% of FP17s for Band 1 Urgent Courses	14	131	10.7%	6.9%	7.9%	8.9%
% of FP17s Relating to Free Repair or Replacements	1	131	0.8%	0.9%	0.8%	0.8%
% of FP17s Relating to Continuations	1	131	0.8%	1.1%	0.9%	0.9%
% of Patients satisfied with the dentistry they have received	4	4	N/A	93.4%	93.2%	93.2%
% of Patients satisfied with the time they had to wait for an appointment	4	4	N/A	90.7%	89.1%	88.8%

\* This is based on patients treated on this contract for their most recent course of treatment. Figures in italics indicate the base number of FP17s or Patient Questionnaire responses are less than 100. N/A is shown where the base number of responses is less than 10 during the period. % is calculated as Quantity/Base number\*100