

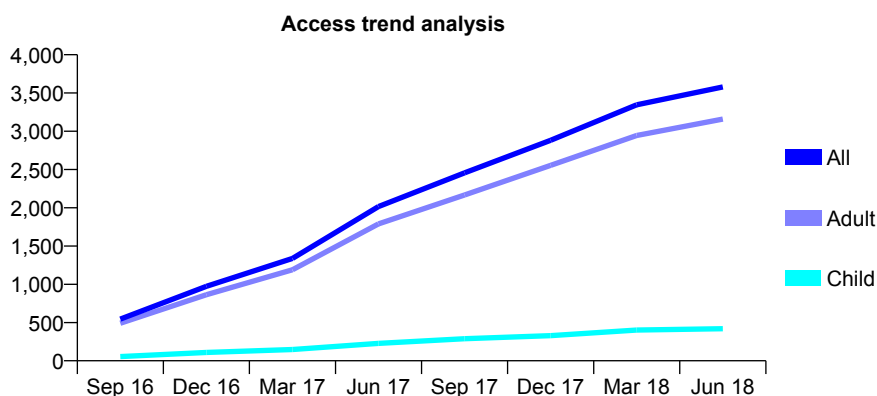
Q61 - Vital Signs At a Glance Contract Report for 100170/0000 - June 2018

Name or company name	Nilesh Patel
Contract type name	PDS Contract
Purpose of contract	General
Contract start date	01/06/2016
Contract end date	31/05/2021

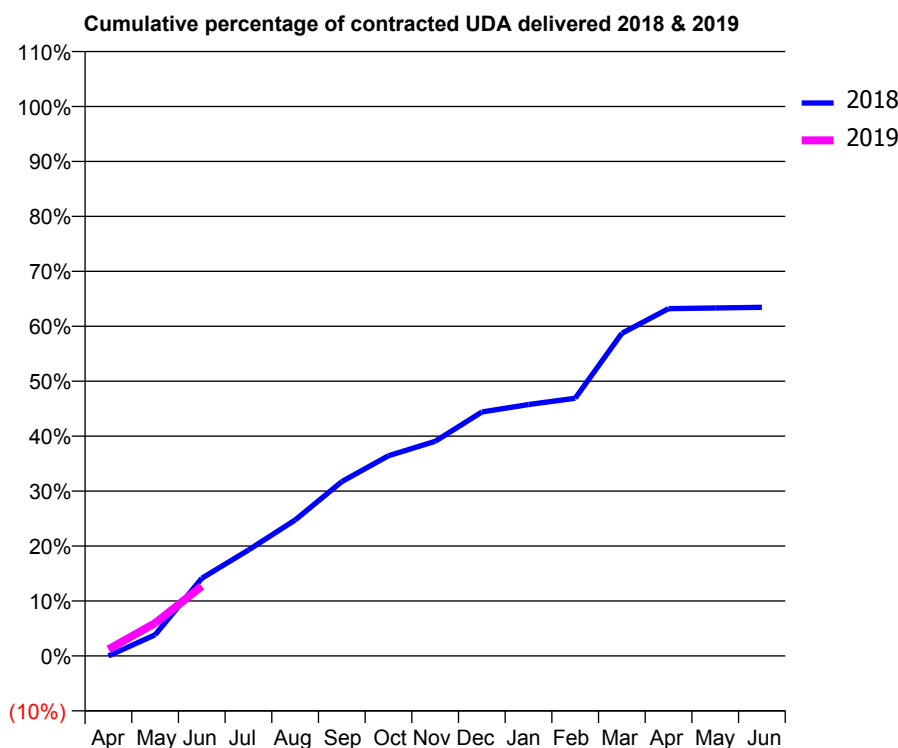
18/19 Contracted general activity (UDA)	8,650
Carry forward general activity (UDA)	0
18/19 Contracted orthodontic activity (UOA)	0
Carry forward orthodontic activity (UOA)	0
Baseline contract value	£437,926.09

ACCESS*

Patients seen in 24 months	Total	Change since previous quarter
Quarter ending June 2017	2,016	
Quarter ending September 2017	2,456	↑
Quarter ending December 2017	2,882	↑
Quarter ending March 2018	3,346	↑
Quarter ending June 2018	3,579	↑
Variance since June 2017	77.5%	↑



ACTIVITY



Month	Adjusted Scheduled Activity (UDA)	
	2018	2019
April	0	103
May	332	518
June	1,223	1,098
July	1,668	
August	2,141	
September	2,745	
October	3,151	
November	3,378	
December	3,840	
January	3,957	
February	4,057	
March	5,080	
April	5,467	
May	5,477	
June	5,487	

QUALITY

	Quantity	Base Number	Contract	AT	Region	England
% of FP17s for the same patient ID Re-attending within 3 months - Children	9	221	4.1%	10.5%	11.5%	11.5%
% of FP17s for the same patient ID Re-attending within 3 months - Adults	26	1,119	2.3%	15.7%	16.6%	15.4%
% of FP17s for the same patient ID Re-attending between 3 & 9 months - Children	0	221	0.0%	44.8%	48.8%	58.9%
% of FP17s for the same patient ID Re-attending between 3 & 9 months - Adults	11	1,119	1.0%	37.3%	39.3%	51.6%
% of FP17s for Band 1 Urgent Courses	896	905	99.0%	10.9%	10.6%	8.9%
% of FP17s Relating to Free Repair or Replacements	0	905	0.0%	0.5%	0.5%	0.8%
% of FP17s Relating to Continuations	0	905	0.0%	0.7%	0.7%	0.9%
% of Patients satisfied with the dentistry they have received	0	0	N/A	91.0%	90.4%	93.2%
% of Patients satisfied with the time they had to wait for an appointment	0	0	N/A	83.8%	85.3%	88.8%

* This is based on patients treated on this contract for their most recent course of treatment. Figures in italics indicate the base number of FP17s or Patient Questionnaire responses are less than 100. N/A is shown where the base number of responses is less than 10 during the period. % is calculated as Quantity/Base number*100

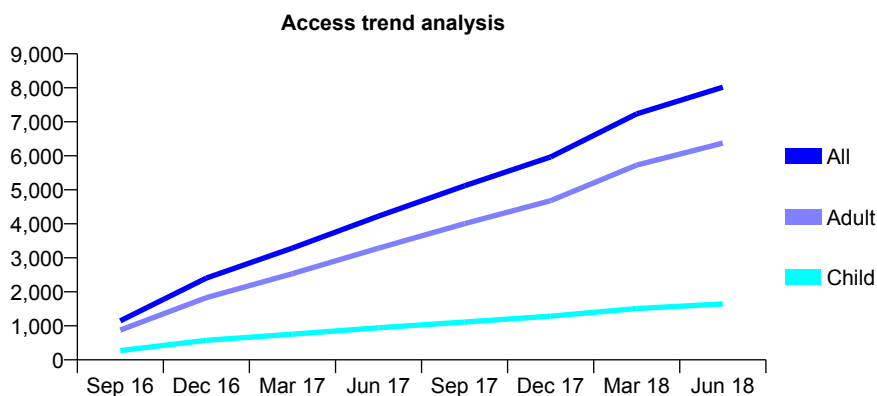
Q61 - Vital Signs At a Glance Contract Report for 100175/0000 - June 2018

Name or company name	Nilesh Patel
Contract type name	PDS Contract
Purpose of contract	General
Contract start date	13/06/2016
Contract end date	12/06/2023

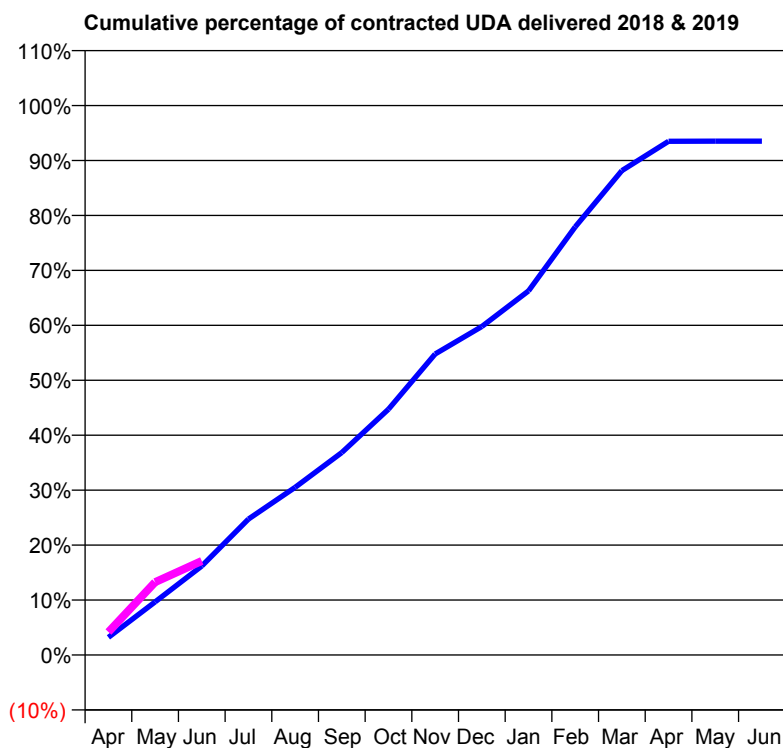
18/19 Contracted general activity (UDA)	18,000
Carry forward general activity (UDA)	0
18/19 Contracted orthodontic activity (UOA)	0
Carry forward orthodontic activity (UOA)	0
Baseline contract value	£318,591.00

ACCESS*

Patients seen in 24 months	Total	Change since previous quarter
Quarter ending June 2017	4,225	
Quarter ending September 2017	5,118	↑
Quarter ending December 2017	5,965	↑
Quarter ending March 2018	7,232	↑
Quarter ending June 2018	8,019	↑
Variance since June 2017	89.8%	↑



ACTIVITY



Month	Adjusted Scheduled Activity (UDA)	
	2018	2019
April	579	752
May	1,743	2,385
June	2,914	3,082
July	4,455	
August	5,492	
September	6,634	
October	8,052	
November	9,861	
December	10,760	
January	11,928	
February	14,025	
March	15,867	
April	16,828	
May	16,831	
June	16,831	

QUALITY

	Quantity	Base Number	Contract	AT	Region	England
% of FP17s for the same patient ID Re-attending within 3 months - Children	52	539	9.6%	10.5%	11.5%	11.5%
% of FP17s for the same patient ID Re-attending within 3 months - Adults	200	1,691	11.8%	15.7%	16.6%	15.4%
% of FP17s for the same patient ID Re-attending between 3 & 9 months - Children	206	539	38.2%	44.8%	48.8%	58.9%
% of FP17s for the same patient ID Re-attending between 3 & 9 months - Adults	399	1,691	23.6%	37.3%	39.3%	51.6%
% of FP17s for Band 1 Urgent Courses	521	1,684	30.9%	10.9%	10.6%	8.9%
% of FP17s Relating to Free Repair or Replacements	5	1,684	0.3%	0.5%	0.5%	0.8%
% of FP17s Relating to Continuations	5	1,684	0.3%	0.7%	0.7%	0.9%
% of Patients satisfied with the dentistry they have received	2	2	N/A	91.0%	90.4%	93.2%
% of Patients satisfied with the time they had to wait for an appointment	2	2	N/A	83.8%	85.3%	88.8%

* This is based on patients treated on this contract for their most recent course of treatment. Figures in italics indicate the base number of FP17s or Patient Questionnaire responses are less than 100. N/A is shown where the base number of responses is less than 10 during the period. % is calculated as Quantity/Base number*100

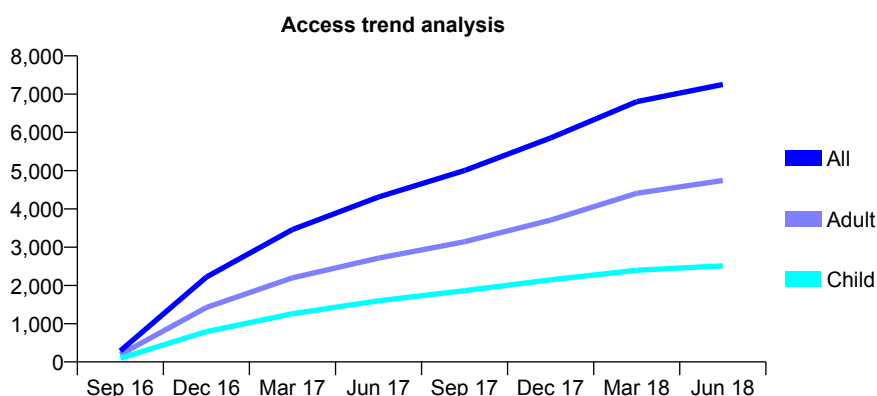
Q61 - Vital Signs At a Glance Contract Report for 100207/0000 - June 2018

Name or company name	Preventdent Limited
Contract type name	GDS Contract
Purpose of contract	General
Contract start date	19/08/2016
Contract end date	

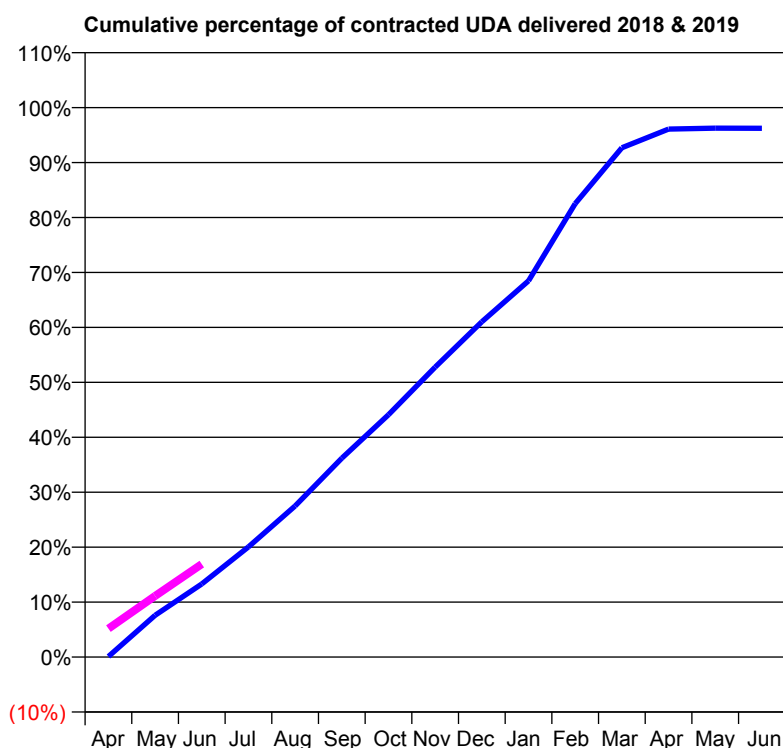
18/19 Contracted general activity (UDA)	18,367
Carry forward general activity (UDA)	0
18/19 Contracted orthodontic activity (UOA)	0
Carry forward orthodontic activity (UOA)	0
Baseline contract value	£636,202.36

ACCESS*

Patients seen in 24 months	Total	Change since previous quarter
Quarter ending June 2017	4,310	
Quarter ending September 2017	5,005	↑
Quarter ending December 2017	5,854	↑
Quarter ending March 2018	6,804	↑
Quarter ending June 2018	7,252	↑
Variance since June 2017	68.3%	↑



ACTIVITY



Month	Adjusted Scheduled Activity (UDA)	
	2018	2019
April	20	952
May	1,395	2,045
June	2,444	3,107
July	3,686	
August	5,052	
September	6,649	
October	8,100	
November	9,690	
December	11,206	
January	12,576	
February	15,158	
March	17,025	
April	17,647	
May	17,677	
June	17,674	

QUALITY

	Quantity	Base Number	Contract	AT	Region	England
% of FP17s for the same patient ID Re-attending within 3 months - Children	66	784	8.4%	10.5%	11.5%	11.5%
% of FP17s for the same patient ID Re-attending within 3 months - Adults	205	1,275	16.1%	15.7%	16.6%	15.4%
% of FP17s for the same patient ID Re-attending between 3 & 9 months - Children	454	784	57.9%	44.8%	48.8%	58.9%
% of FP17s for the same patient ID Re-attending between 3 & 9 months - Adults	501	1,275	39.3%	37.3%	39.3%	51.6%
% of FP17s for Band 1 Urgent Courses	210	1,622	12.9%	10.9%	10.6%	8.9%
% of FP17s Relating to Free Repair or Replacements	3	1,622	0.2%	0.5%	0.5%	0.8%
% of FP17s Relating to Continuations	1	1,622	0.1%	0.7%	0.7%	0.9%
% of Patients satisfied with the dentistry they have received	3	3	N/A	91.0%	90.4%	93.2%
% of Patients satisfied with the time they had to wait for an appointment	3	3	N/A	83.8%	85.3%	88.8%

* This is based on patients treated on this contract for their most recent course of treatment. Figures in italics indicate the base number of FP17s or Patient Questionnaire responses are less than 100. N/A is shown where the base number of responses is less than 10 during the period. % is calculated as Quantity/Base number*100

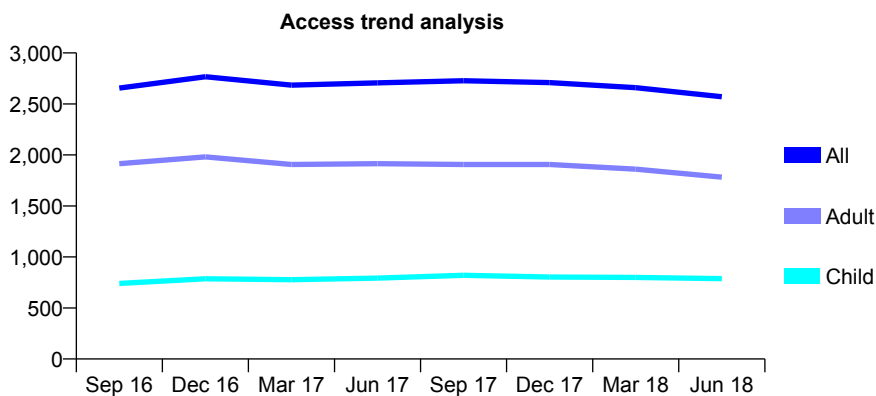
Q61 - Vital Signs At a Glance Contract Report for 101281/0037 - June 2018

Name or company name	OASIS DENTAL CARE LTD
Contract type name	GDS Contract
Purpose of contract	General
Contract start date	01/04/2006
Contract end date	

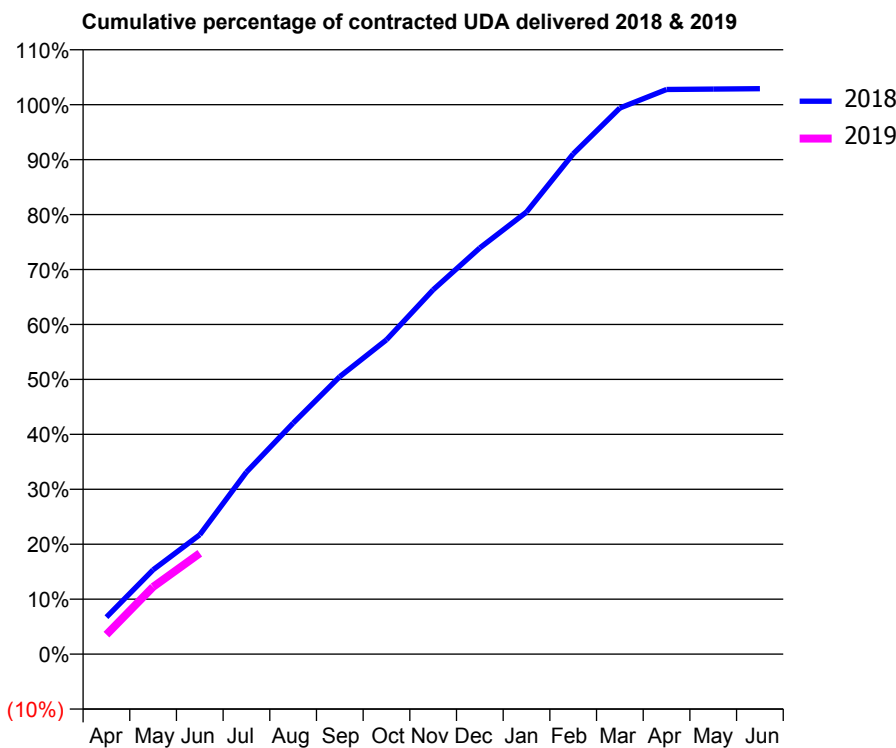
18/19 Contracted general activity (UDA)	5,905
Carry forward general activity (UDA)	0
18/19 Contracted orthodontic activity (UOA)	0
Carry forward orthodontic activity (UOA)	0
Baseline contract value	£139,954.96

ACCESS*

Patients seen in 24 months	Total	Change since previous quarter
Quarter ending June 2017	2,707	
Quarter ending September 2017	2,727	→
Quarter ending December 2017	2,709	→
Quarter ending March 2018	2,660	↓
Quarter ending June 2018	2,570	↓
Variance since June 2017	(5.1%)	↓



ACTIVITY



Month	Adjusted Scheduled Activity (UDA)	
	2018	2019
April	398	210
May	907	723
June	1,284	1,084
July	1,957	
August	2,483	
September	2,983	
October	3,378	
November	3,915	
December	4,365	
January	4,751	
February	5,376	
March	5,869	
April	6,068	
May	6,073	
June	6,077	

QUALITY

	Quantity	Base Number	Contract	AT	Region	England
% of FP17s for the same patient ID Re-attending within 3 months - Children	19	250	7.6%	10.5%	11.5%	11.5%
% of FP17s for the same patient ID Re-attending within 3 months - Adults	94	533	17.6%	15.7%	16.6%	15.4%
% of FP17s for the same patient ID Re-attending between 3 & 9 months - Children	177	250	70.8%	44.8%	48.8%	58.9%
% of FP17s for the same patient ID Re-attending between 3 & 9 months - Adults	306	533	57.4%	37.3%	39.3%	51.6%
% of FP17s for Band 1 Urgent Courses	51	658	7.8%	10.9%	10.6%	8.9%
% of FP17s Relating to Free Repair or Replacements	2	658	0.3%	0.5%	0.5%	0.8%
% of FP17s Relating to Continuations	19	658	2.9%	0.7%	0.7%	0.9%
% of Patients satisfied with the dentistry they have received	0	0	N/A	91.0%	90.4%	93.2%
% of Patients satisfied with the time they had to wait for an appointment	0	0	N/A	83.8%	85.3%	88.8%

* This is based on patients treated on this contract for their most recent course of treatment. Figures in italics indicate the base number of FP17s or Patient Questionnaire responses are less than 100. N/A is shown where the base number of responses is less than 10 during the period. % is calculated as Quantity/Base number*100

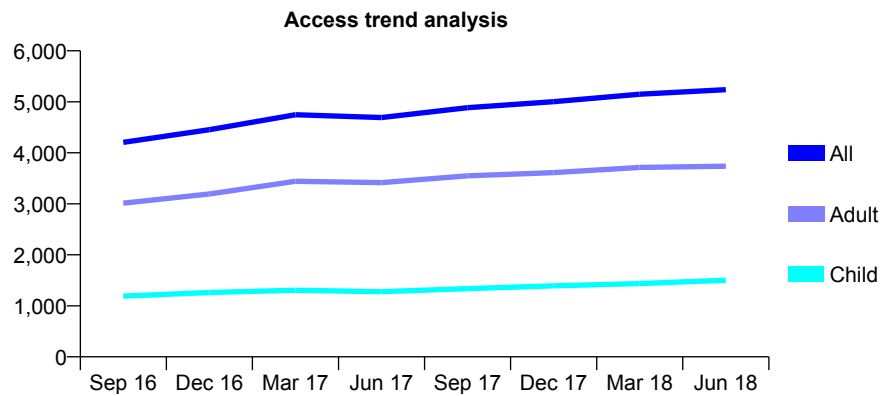
Q61 - Vital Signs At a Glance Contract Report for 101370/0143 - June 2018

Name or company name	Petrie Tucker & Partners Ltd
Contract type name	GDS Contract
Purpose of contract	General and Orthodontic
Contract start date	01/04/2015
Contract end date	

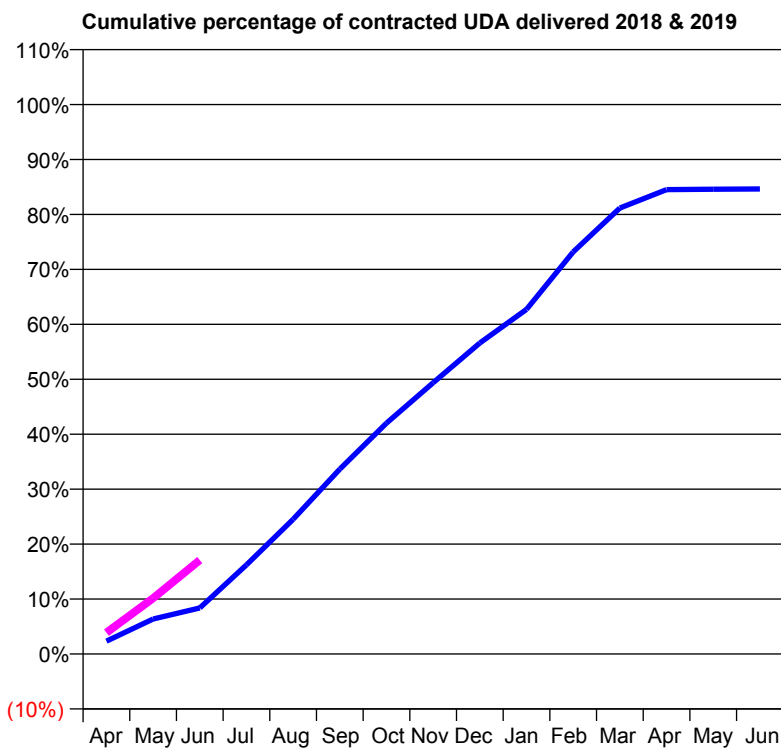
18/19 Contracted general activity (UDA)	18,993
Carry forward general activity (UDA)	0
18/19 Contracted orthodontic activity (UOA)	1,381
Carry forward orthodontic activity (UOA)	0
Baseline contract value	£565,410.28

ACCESS*

Patients seen in 24 months	Total	Change since previous quarter
Quarter ending June 2017	4,691	
Quarter ending September 2017	4,885	↑
Quarter ending December 2017	5,002	↑
Quarter ending March 2018	5,150	↑
Quarter ending June 2018	5,238	→
Variance since June 2017	11.7%	↑



ACTIVITY



Month	Adjusted Scheduled Activity (UDA)	
	2018	2019
April	446	740
May	1,209	1,930
June	1,591	3,248
July	3,079	
August	4,659	
September	6,391	
October	7,980	
November	9,375	
December	10,751	
January	11,912	
February	13,898	
March	15,414	
April	16,050	
May	16,065	
June	16,072	

QUALITY

	Quantity	Base Number	Contract	AT	Region	England
% of FP17s for the same patient ID Re-attending within 3 months - Children	35	532	6.6%	10.5%	11.5%	11.5%
% of FP17s for the same patient ID Re-attending within 3 months - Adults	139	1,005	13.8%	15.7%	16.6%	15.4%
% of FP17s for the same patient ID Re-attending between 3 & 9 months - Children	294	532	55.3%	44.8%	48.8%	58.9%
% of FP17s for the same patient ID Re-attending between 3 & 9 months - Adults	418	1,005	41.6%	37.3%	39.3%	51.6%
% of FP17s for Band 1 Urgent Courses	90	1,283	7.0%	10.9%	10.6%	8.9%
% of FP17s Relating to Free Repair or Replacements	13	1,283	1.0%	0.5%	0.5%	0.8%
% of FP17s Relating to Continuations	29	1,283	2.3%	0.7%	0.7%	0.9%
% of Patients satisfied with the dentistry they have received	4	4	N/A	91.0%	90.4%	93.2%
% of Patients satisfied with the time they had to wait for an appointment	3	4	N/A	83.8%	85.3%	88.8%

* This is based on patients treated on this contract for their most recent course of treatment. Figures in italics indicate the base number of FP17s or Patient Questionnaire responses are less than 100. N/A is shown where the base number of responses is less than 10 during the period. % is calculated as Quantity/Base number*100

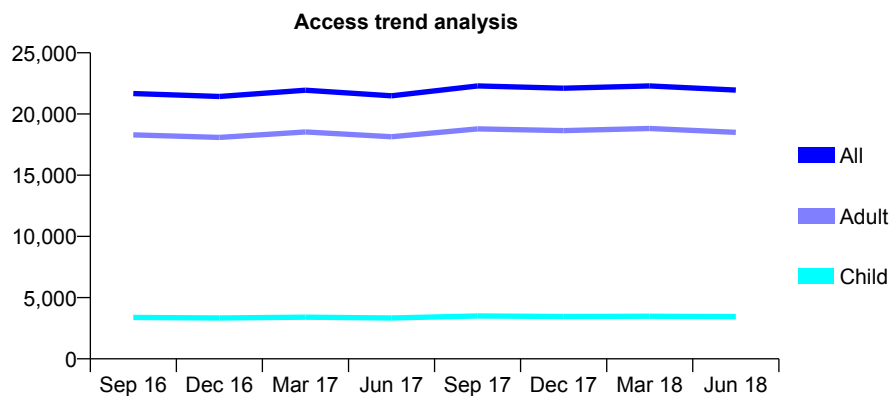
Q61 - Vital Signs At a Glance Contract Report for 101877/0001 - June 2018

Name or company name	Pickerings Dental Surgeries Ltd.
Contract type name	GDS Contract
Purpose of contract	General
Contract start date	01/04/2006
Contract end date	

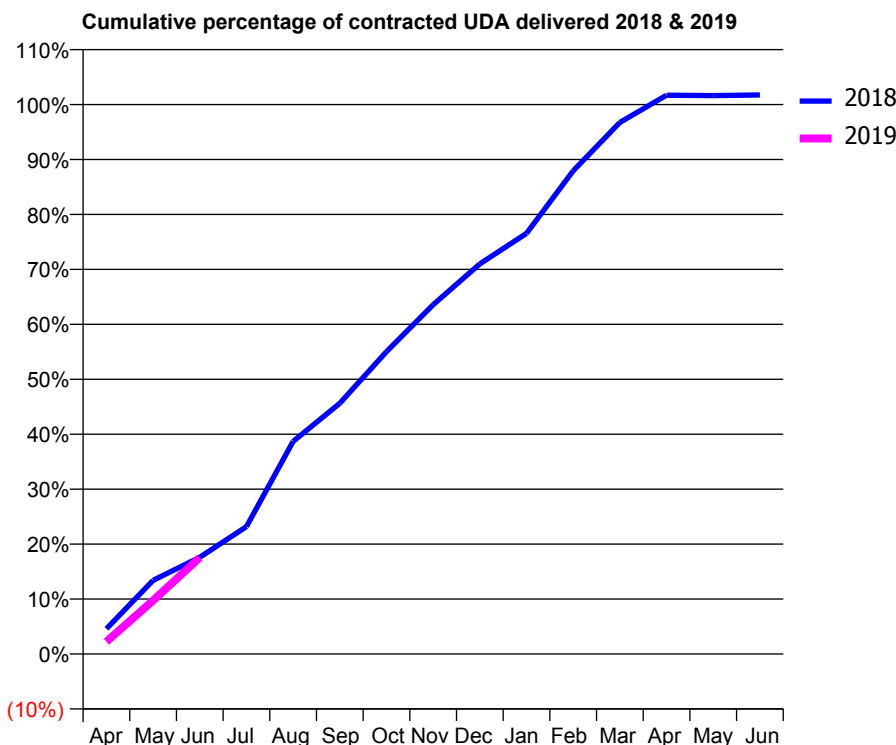
18/19 Contracted general activity (UDA)	54,000
Carry forward general activity (UDA)	0
18/19 Contracted orthodontic activity (UOA)	0
Carry forward orthodontic activity (UOA)	0
Baseline contract value	£1,767,962.95

ACCESS*

Patients seen in 24 months	Total	Change since previous quarter
Quarter ending June 2017	21,482	
Quarter ending September 2017	22,291	↑
Quarter ending December 2017	22,111	→
Quarter ending March 2018	22,294	→
Quarter ending June 2018	21,950	↓
Variance since June 2017	2.2%	↑



ACTIVITY



Month	Adjusted Scheduled Activity (UDA)	
	2018	2019
April	2,481	1,219
May	7,244	5,260
June	9,504	9,487
July	12,522	
August	20,894	
September	24,645	
October	29,713	
November	34,329	
December	38,339	
January	41,333	
February	47,483	
March	52,238	
April	54,909	
May	54,877	
June	54,933	

QUALITY

	Quantity	Base Number	Contract	AT	Region	England
% of FP17s for the same patient ID Re-attending within 3 months - Children	49	908	5.4%	10.5%	11.5%	11.5%
% of FP17s for the same patient ID Re-attending within 3 months - Adults	320	3,785	8.5%	15.7%	16.6%	15.4%
% of FP17s for the same patient ID Re-attending between 3 & 9 months - Children	362	908	39.9%	44.8%	48.8%	58.9%
% of FP17s for the same patient ID Re-attending between 3 & 9 months - Adults	1,062	3,785	28.1%	37.3%	39.3%	51.6%
% of FP17s for Band 1 Urgent Courses	319	3,678	8.7%	10.9%	10.6%	8.9%
% of FP17s Relating to Free Repair or Replacements	6	3,678	0.2%	0.5%	0.5%	0.8%
% of FP17s Relating to Continuations	16	3,678	0.4%	0.7%	0.7%	0.9%
% of Patients satisfied with the dentistry they have received	15	15	100.0%	91.0%	90.4%	93.2%
% of Patients satisfied with the time they had to wait for an appointment	15	15	100.0%	83.8%	85.3%	88.8%

* This is based on patients treated on this contract for their most recent course of treatment. Figures in italics indicate the base number of FP17s or Patient Questionnaire responses are less than 100. N/A is shown where the base number of responses is less than 10 during the period. % is calculated as Quantity/Base number*100

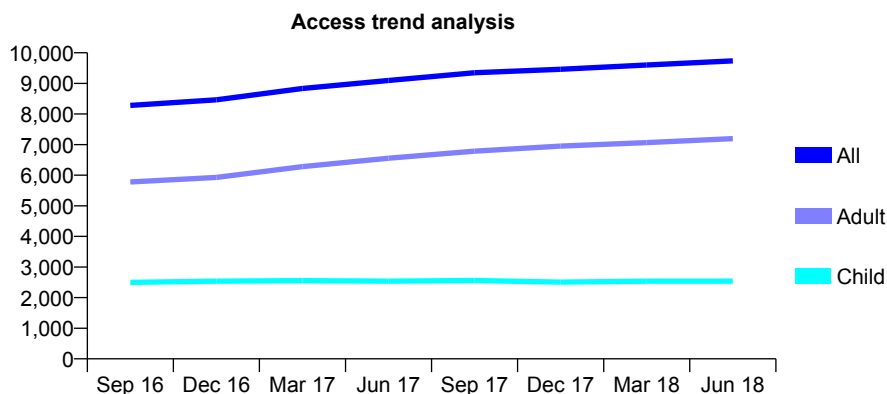
Q61 - Vital Signs At a Glance Contract Report for 102520/0001 - June 2018

Name or company name	Clements Road Dental
Contract type name	GDS Contract
Purpose of contract	General
Contract start date	07/07/2008
Contract end date	

18/19 Contracted general activity (UDA)	25,935
Carry forward general activity (UDA)	0
18/19 Contracted orthodontic activity (UOA)	0
Carry forward orthodontic activity (UOA)	0
Baseline contract value	£926,929.29

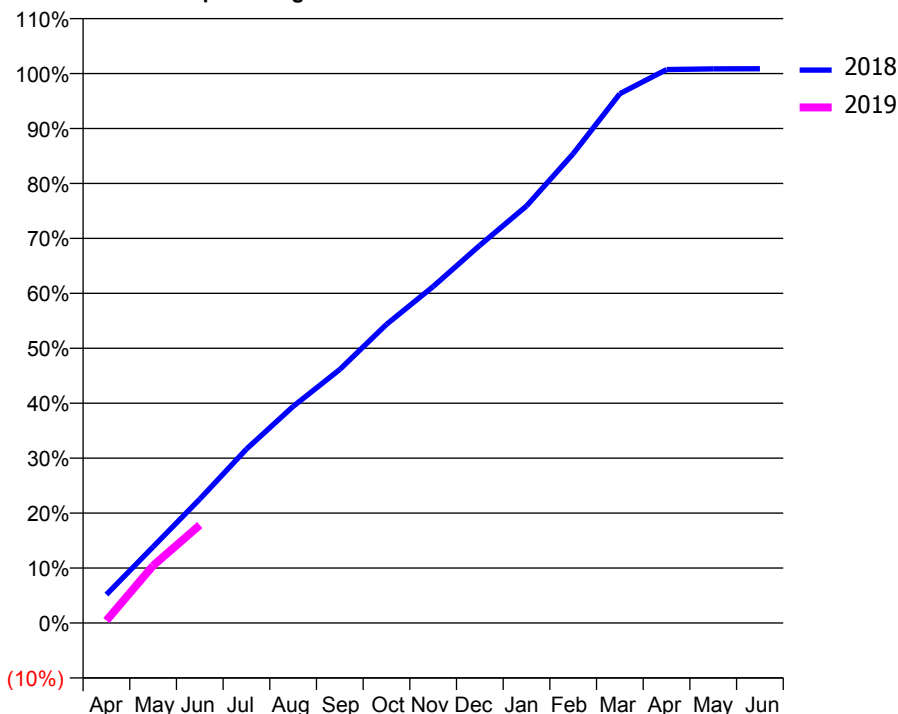
ACCESS*

Patients seen in 24 months	Total	Change since previous quarter
Quarter ending June 2017	9,097	
Quarter ending September 2017	9,348	↑
Quarter ending December 2017	9,461	→
Quarter ending March 2018	9,601	→
Quarter ending June 2018	9,735	→
Variance since June 2017	7.0%	↑



ACTIVITY

Cumulative percentage of contracted UDA delivered 2018 & 2019



Adjusted Scheduled Activity (UDA)

Month	2018	2019
April	1,341	115
May	3,594	2,709
June	5,848	4,622
July	8,209	
August	10,225	
September	11,965	
October	14,092	
November	15,880	
December	17,825	
January	19,684	
February	22,150	
March	24,982	
April	26,123	
May	26,156	
June	26,158	

QUALITY

	Quantity	Base Number	Contract	AT	Region	England
% of FP17s for the same patient ID Re-attending within 3 months - Children	65	642	10.1%	10.5%	11.5%	11.5%
% of FP17s for the same patient ID Re-attending within 3 months - Adults	302	1,850	16.3%	15.7%	16.6%	15.4%
% of FP17s for the same patient ID Re-attending between 3 & 9 months - Children	289	642	45.0%	44.8%	48.8%	58.9%
% of FP17s for the same patient ID Re-attending between 3 & 9 months - Adults	718	1,850	38.8%	37.3%	39.3%	51.6%
% of FP17s for Band 1 Urgent Courses	308	1,966	15.7%	10.9%	10.6%	8.9%
% of FP17s Relating to Free Repair or Replacements	19	1,966	1.0%	0.5%	0.5%	0.8%
% of FP17s Relating to Continuations	7	1,966	0.4%	0.7%	0.7%	0.9%
% of Patients satisfied with the dentistry they have received	12	12	100.0%	91.0%	90.4%	93.2%
% of Patients satisfied with the time they had to wait for an appointment	9	12	75.0%	83.8%	85.3%	88.8%

* This is based on patients treated on this contract for their most recent course of treatment. Figures in italics indicate the base number of FP17s or Patient Questionnaire responses are less than 100. N/A is shown where the base number of responses is less than 10 during the period. % is calculated as Quantity/Base number*100

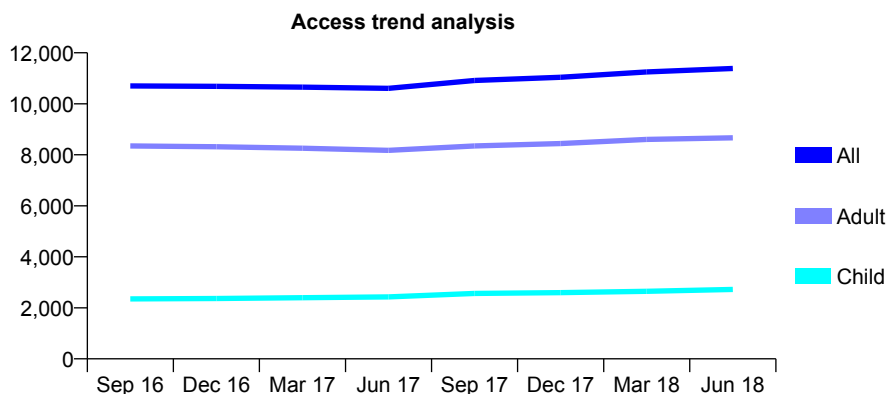
Q61 - Vital Signs At a Glance Contract Report for 102911/0001 - June 2018

Name or company name	Mawney (DS) Limited
Contract type name	GDS Contract
Purpose of contract	General
Contract start date	01/04/2011
Contract end date	

18/19 Contracted general activity (UDA)	33,191
Carry forward general activity (UDA)	0
18/19 Contracted orthodontic activity (UOA)	0
Carry forward orthodontic activity (UOA)	0
Baseline contract value	£1,005,063.49

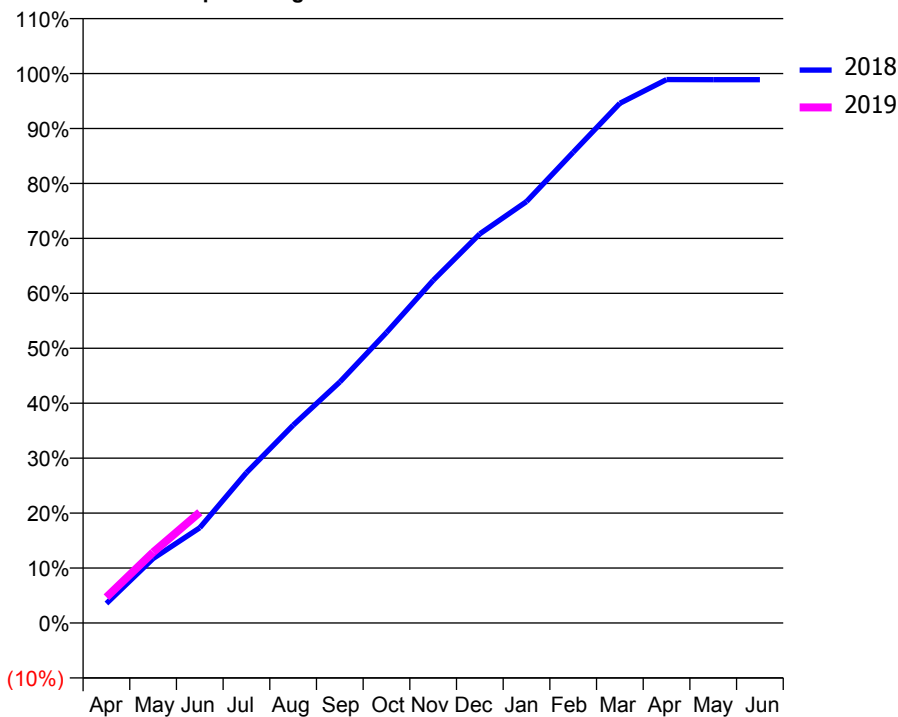
ACCESS*

Patients seen in 24 months	Total	Change since previous quarter
Quarter ending June 2017	10,604	
Quarter ending September 2017	10,913	↑
Quarter ending December 2017	11,038	→
Quarter ending March 2018	11,252	→
Quarter ending June 2018	11,384	→
Variance since June 2017	7.4%	↑



ACTIVITY

Cumulative percentage of contracted UDA delivered 2018 & 2019



Month	Adjusted Scheduled Activity (UDA)	
	2018	2019
April	1,181	1,557
May	3,895	4,271
June	5,753	6,689
July	9,080	
August	11,952	
September	14,559	
October	17,544	
November	20,699	
December	23,506	
January	25,453	
February	28,435	
March	31,396	
April	32,823	
May	32,822	
June	32,822	

QUALITY

	Quantity	Base Number	Contract	AT	Region	England
% of FP17s for the same patient ID Re-attending within 3 months - Children	75	880	8.5%	10.5%	11.5%	11.5%
% of FP17s for the same patient ID Re-attending within 3 months - Adults	401	2,515	15.9%	15.7%	16.6%	15.4%
% of FP17s for the same patient ID Re-attending between 3 & 9 months - Children	373	880	42.4%	44.8%	48.8%	58.9%
% of FP17s for the same patient ID Re-attending between 3 & 9 months - Adults	955	2,515	38.0%	37.3%	39.3%	51.6%
% of FP17s for Band 1 Urgent Courses	331	2,851	11.6%	10.9%	10.6%	8.9%
% of FP17s Relating to Free Repair or Replacements	31	2,851	1.1%	0.5%	0.5%	0.8%
% of FP17s Relating to Continuations	41	2,851	1.4%	0.7%	0.7%	0.9%
% of Patients satisfied with the dentistry they have received	9	10	90.0%	91.0%	90.4%	93.2%
% of Patients satisfied with the time they had to wait for an appointment	10	10	100.0%	83.8%	85.3%	88.8%

* This is based on patients treated on this contract for their most recent course of treatment. Figures in italics indicate the base number of FP17s or Patient Questionnaire responses are less than 100. N/A is shown where the base number of responses is less than 10 during the period. % is calculated as Quantity/Base number*100

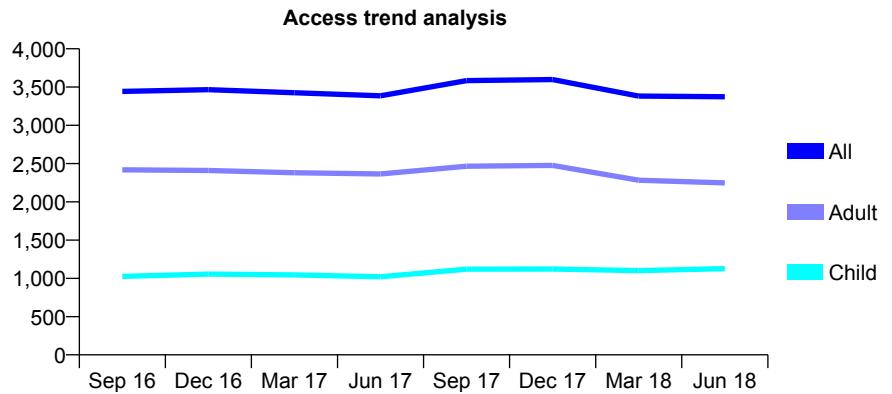
Q61 - Vital Signs At a Glance Contract Report for 103551/0002 - June 2018

Name or company name	Excel Dental Care
Contract type name	GDS Contract
Purpose of contract	General
Contract start date	01/10/2007
Contract end date	

18/19 Contracted general activity (UDA)	8,000
Carry forward general activity (UDA)	0
18/19 Contracted orthodontic activity (UOA)	0
Carry forward orthodontic activity (UOA)	0
Baseline contract value	£202,709.79

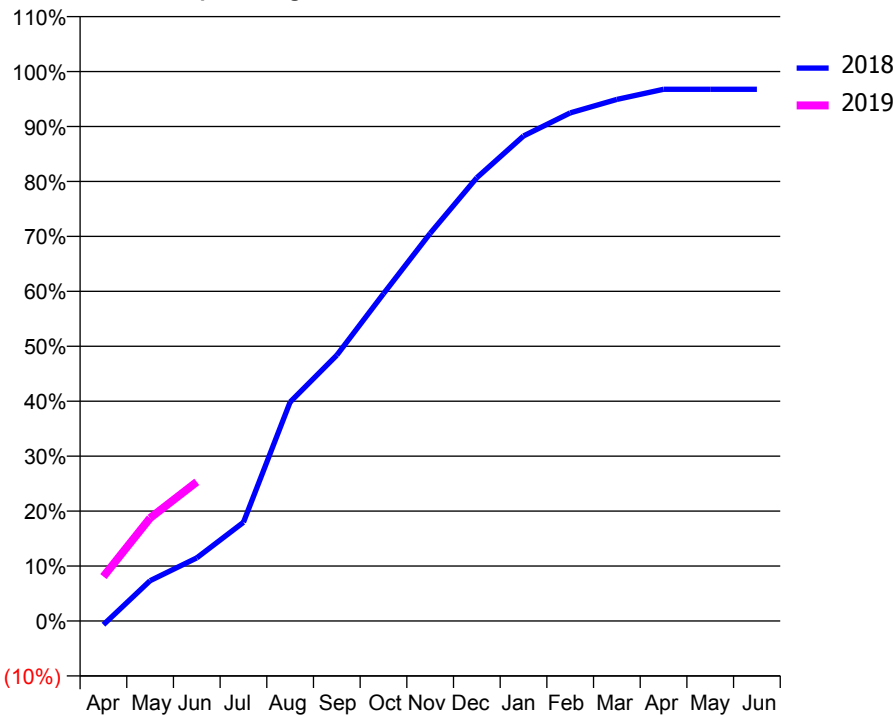
ACCESS*

Patients seen in 24 months	Total	Change since previous quarter
Quarter ending June 2017	3,386	
Quarter ending September 2017	3,584	↑
Quarter ending December 2017	3,598	→
Quarter ending March 2018	3,383	↓
Quarter ending June 2018	3,373	→
Variance since June 2017	(0.4%)	→



ACTIVITY

Cumulative percentage of contracted UDA delivered 2018 & 2019



Month	Adjusted Scheduled Activity (UDA)	
	2018	2019
April	-54	648
May	588	1,499
June	920	2,026
July	1,437	
August	3,190	
September	3,870	
October	4,764	
November	5,644	
December	6,454	
January	7,062	
February	7,398	
March	7,593	
April	7,741	
May	7,740	
June	7,740	

QUALITY

	Quantity	Base Number	Contract	AT	Region	England
% of FP17s for the same patient ID Re-attending within 3 months - Children	34	485	7.0%	10.5%	11.5%	11.5%
% of FP17s for the same patient ID Re-attending within 3 months - Adults	55	485	11.3%	15.7%	16.6%	15.4%
% of FP17s for the same patient ID Re-attending between 3 & 9 months - Children	269	485	55.5%	44.8%	48.8%	58.9%
% of FP17s for the same patient ID Re-attending between 3 & 9 months - Adults	201	485	41.4%	37.3%	39.3%	51.6%
% of FP17s for Band 1 Urgent Courses	15	805	1.9%	10.9%	10.6%	8.9%
% of FP17s Relating to Free Repair or Replacements	3	805	0.4%	0.5%	0.5%	0.8%
% of FP17s Relating to Continuations	2	805	0.2%	0.7%	0.7%	0.9%
% of Patients satisfied with the dentistry they have received	1	1	N/A	91.0%	90.4%	93.2%
% of Patients satisfied with the time they had to wait for an appointment	1	1	N/A	83.8%	85.3%	88.8%

* This is based on patients treated on this contract for their most recent course of treatment. Figures in italics indicate the base number of FP17s or Patient Questionnaire responses are less than 100. N/A is shown where the base number of responses is less than 10 during the period. % is calculated as Quantity/Base number*100

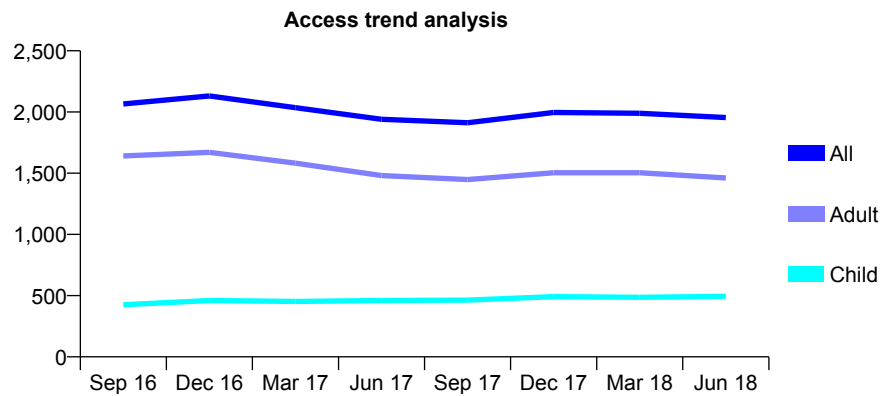
Q61 - Vital Signs At a Glance Contract Report for 104396/0001 - June 2018

Name or company name	S Cowley, R Ingham and J Angelo
Contract type name	GDS Contract
Purpose of contract	General
Contract start date	01/08/2014
Contract end date	

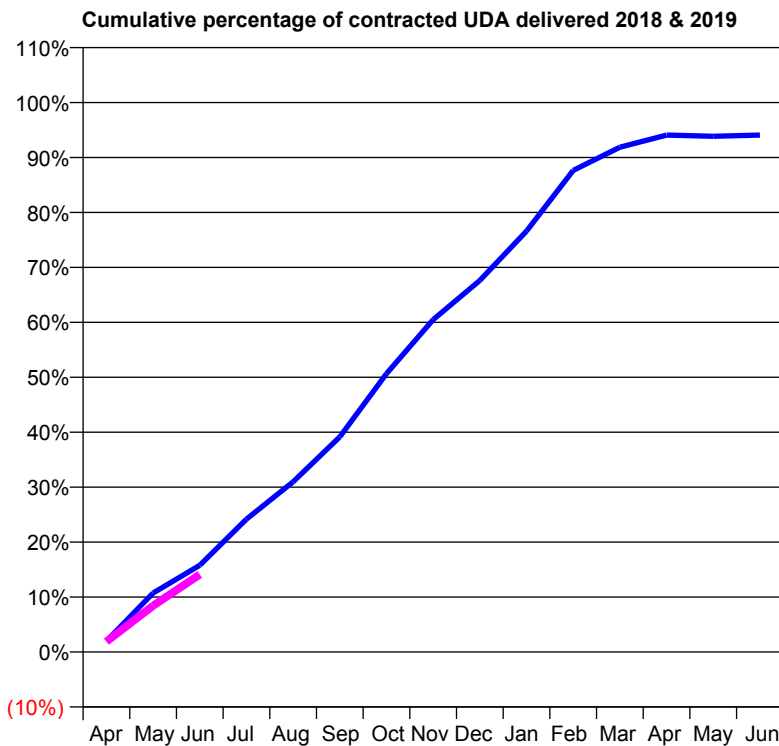
18/19 Contracted general activity (UDA)	7,568
Carry forward general activity (UDA)	0
18/19 Contracted orthodontic activity (UOA)	0
Carry forward orthodontic activity (UOA)	0
Baseline contract value	£296,614.35

ACCESS*

Patients seen in 24 months	Total	Change since previous quarter
Quarter ending June 2017	1,941	
Quarter ending September 2017	1,912	↓
Quarter ending December 2017	1,996	↑
Quarter ending March 2018	1,990	→
Quarter ending June 2018	1,955	↓
Variance since June 2017	0.7%	→



ACTIVITY



Month	Adjusted Scheduled Activity (UDA)	
	2018	2019
April	151	144
May	813	638
June	1,194	1,068
July	1,830	
August	2,345	
September	2,963	
October	3,834	
November	4,578	
December	5,118	
January	5,797	
February	6,633	
March	6,953	
April	7,118	
May	7,103	
June	7,119	

QUALITY

	Quantity	Base Number	Contract	AT	Region	England
% of FP17s for the same patient ID Re-attending within 3 months - Children	14	115	12.2%	10.5%	11.5%	11.5%
% of FP17s for the same patient ID Re-attending within 3 months - Adults	45	284	15.8%	15.7%	16.6%	15.4%
% of FP17s for the same patient ID Re-attending between 3 & 9 months - Children	32	115	27.8%	44.8%	48.8%	58.9%
% of FP17s for the same patient ID Re-attending between 3 & 9 months - Adults	64	284	22.5%	37.3%	39.3%	51.6%
% of FP17s for Band 1 Urgent Courses	55	322	17.1%	10.9%	10.6%	8.9%
% of FP17s Relating to Free Repair or Replacements	0	322	0.0%	0.5%	0.5%	0.8%
% of FP17s Relating to Continuations	4	322	1.2%	0.7%	0.7%	0.9%
% of Patients satisfied with the dentistry they have received	1	1	N/A	91.0%	90.4%	93.2%
% of Patients satisfied with the time they had to wait for an appointment	1	1	N/A	83.8%	85.3%	88.8%

* This is based on patients treated on this contract for their most recent course of treatment. Figures in italics indicate the base number of FP17s or Patient Questionnaire responses are less than 100. N/A is shown where the base number of responses is less than 10 during the period. % is calculated as Quantity/Base number*100

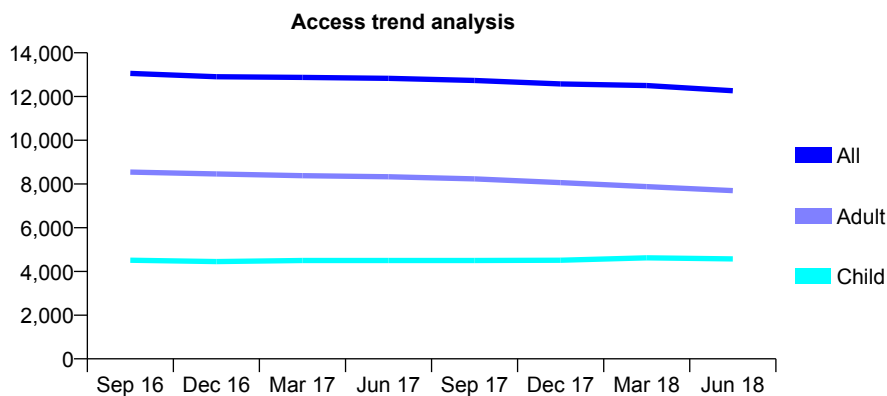
Q61 - Vital Signs At a Glance Contract Report for 104817/0001 - June 2018

Name or company name	Ms G Staneviciene and Mr J Schonberg
Contract type name	GDS Contract
Purpose of contract	General
Contract start date	01/09/2012
Contract end date	

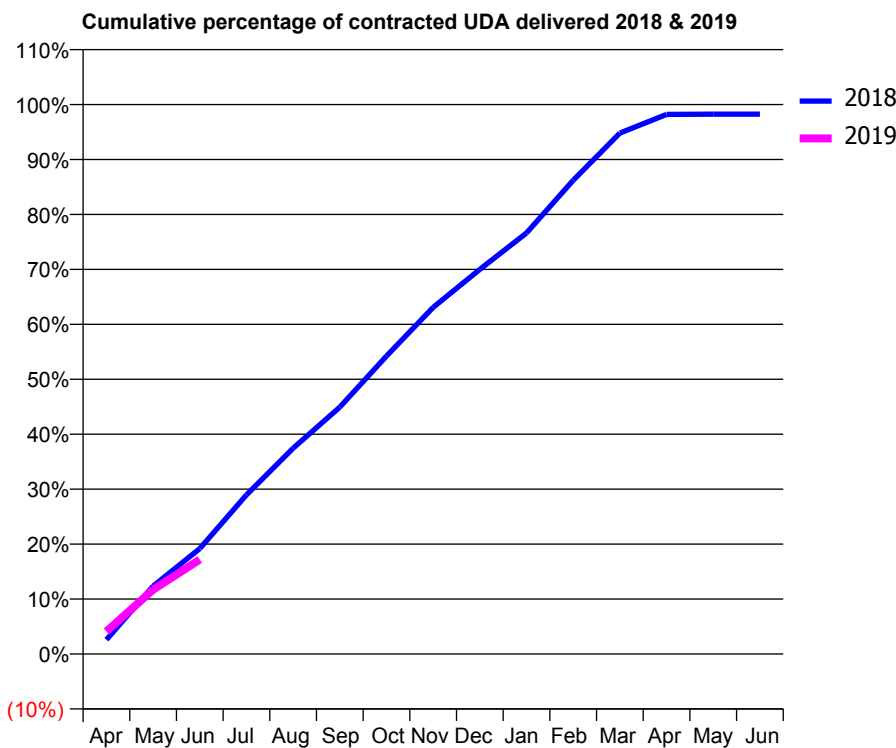
18/19 Contracted general activity (UDA)	34,092
Carry forward general activity (UDA)	0
18/19 Contracted orthodontic activity (UOA)	0
Carry forward orthodontic activity (UOA)	0
Baseline contract value	£1,312,258.90

ACCESS*

Patients seen in 24 months	Total	Change since previous quarter
Quarter ending June 2017	12,832	
Quarter ending September 2017	12,734	→
Quarter ending December 2017	12,576	↓
Quarter ending March 2018	12,500	→
Quarter ending June 2018	12,265	↓
Variance since June 2017	(4.4%)	↓



ACTIVITY



Adjusted Scheduled Activity (UDA)		
Month	2018	2019
April	893	1,401
May	4,214	3,990
June	6,541	5,859
July	9,872	
August	12,768	
September	15,320	
October	18,489	
November	21,507	
December	23,864	
January	26,125	
February	29,390	
March	32,320	
April	33,480	
May	33,492	
June	33,495	

QUALITY

	Quantity	Base Number	Contract	AT	Region	England
% of FP17s for the same patient ID Re-attending within 3 months - Children	105	1,309	8.0%	10.5%	11.5%	11.5%
% of FP17s for the same patient ID Re-attending within 3 months - Adults	286	1,817	15.7%	15.7%	16.6%	15.4%
% of FP17s for the same patient ID Re-attending between 3 & 9 months - Children	437	1,309	33.4%	44.8%	48.8%	58.9%
% of FP17s for the same patient ID Re-attending between 3 & 9 months - Adults	700	1,817	38.5%	37.3%	39.3%	51.6%
% of FP17s for Band 1 Urgent Courses	192	2,593	7.4%	10.9%	10.6%	8.9%
% of FP17s Relating to Free Repair or Replacements	11	2,593	0.4%	0.5%	0.5%	0.8%
% of FP17s Relating to Continuations	1	2,593	0.0%	0.7%	0.7%	0.9%
% of Patients satisfied with the dentistry they have received	3	3	N/A	91.0%	90.4%	93.2%
% of Patients satisfied with the time they had to wait for an appointment	1	3	N/A	83.8%	85.3%	88.8%

* This is based on patients treated on this contract for their most recent course of treatment. Figures in italics indicate the base number of FP17s or Patient Questionnaire responses are less than 100. N/A is shown where the base number of responses is less than 10 during the period. % is calculated as Quantity/Base number*100

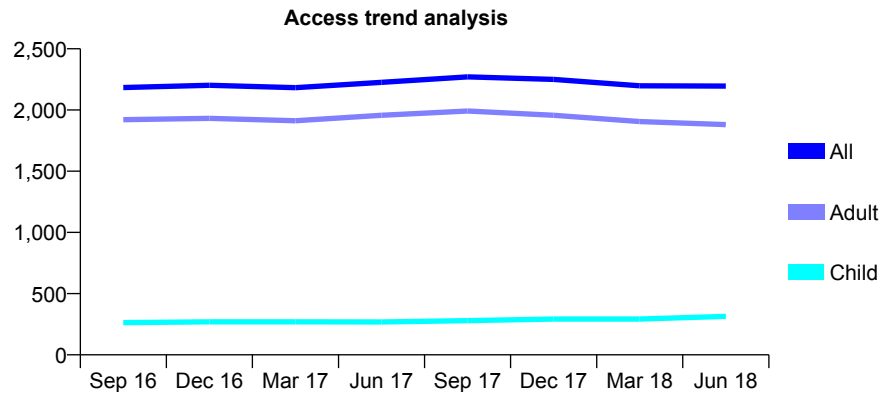
Q61 - Vital Signs At a Glance Contract Report for 105104/0001 - June 2018

Name or company name	Grays Inn Dental Surgery
Contract type name	GDS Contract
Purpose of contract	General
Contract start date	01/04/2011
Contract end date	

18/19 Contracted general activity (UDA)	6,178
Carry forward general activity (UDA)	0
18/19 Contracted orthodontic activity (UOA)	0
Carry forward orthodontic activity (UOA)	0
Baseline contract value	£185,300.33

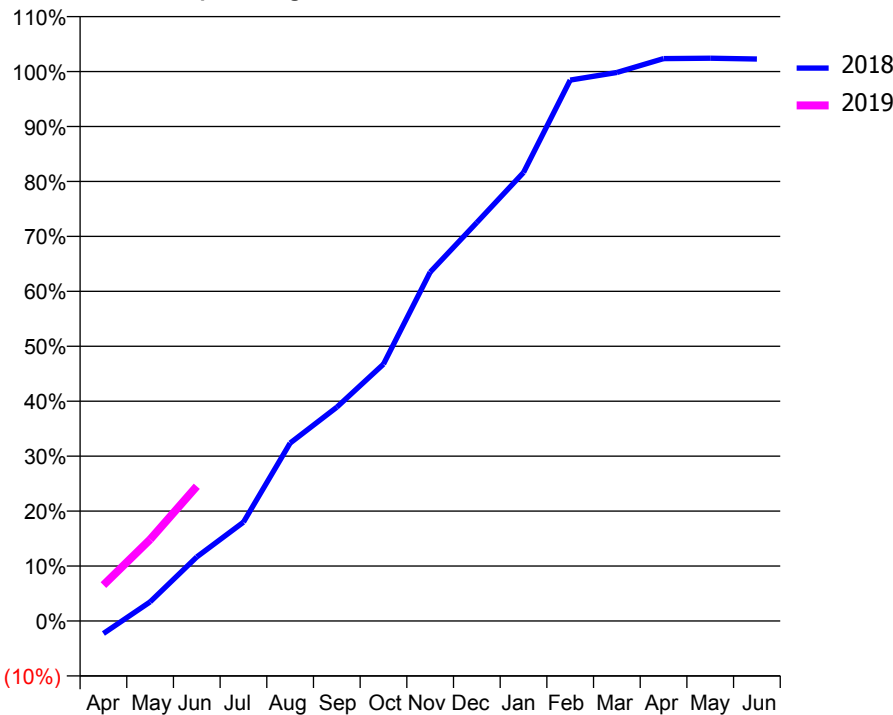
ACCESS*

Patients seen in 24 months	Total	Change since previous quarter
Quarter ending June 2017	2,226	
Quarter ending September 2017	2,271	↑
Quarter ending December 2017	2,250	→
Quarter ending March 2018	2,198	↓
Quarter ending June 2018	2,195	→
Variance since June 2017	(1.4%)	↓



ACTIVITY

Cumulative percentage of contracted UDA delivered 2018 & 2019



Month	Adjusted Scheduled Activity (UDA)	
	2018	2019
April	-142	404
May	215	917
June	720	1,516
July	1,111	
August	2,001	
September	2,404	
October	2,888	
November	3,922	
December	4,480	
January	5,042	
February	6,081	
March	6,167	
April	6,323	
May	6,327	
June	6,319	

QUALITY

	Quantity	Base Number	Contract	AT	Region	England
% of FP17s for the same patient ID Re-attending within 3 months - Children	16	108	14.8%	10.5%	11.5%	11.5%
% of FP17s for the same patient ID Re-attending within 3 months - Adults	69	428	16.1%	15.7%	16.6%	15.4%
% of FP17s for the same patient ID Re-attending between 3 & 9 months - Children	39	108	36.1%	44.8%	48.8%	58.9%
% of FP17s for the same patient ID Re-attending between 3 & 9 months - Adults	134	428	31.3%	37.3%	39.3%	51.6%
% of FP17s for Band 1 Urgent Courses	78	479	16.3%	10.9%	10.6%	8.9%
% of FP17s Relating to Free Repair or Replacements	0	479	0.0%	0.5%	0.5%	0.8%
% of FP17s Relating to Continuations	2	479	0.4%	0.7%	0.7%	0.9%
% of Patients satisfied with the dentistry they have received	3	3	N/A	91.0%	90.4%	93.2%
% of Patients satisfied with the time they had to wait for an appointment	3	3	N/A	83.8%	85.3%	88.8%

* This is based on patients treated on this contract for their most recent course of treatment. Figures in italics indicate the base number of FP17s or Patient Questionnaire responses are less than 100. N/A is shown where the base number of responses is less than 10 during the period. % is calculated as Quantity/Base number*100

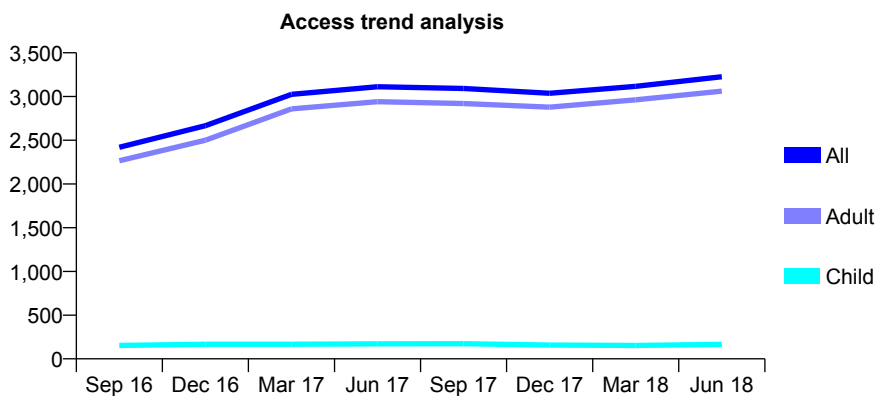
Q61 - Vital Signs At a Glance Contract Report for 105244/0001 - June 2018

Name or company name	Mr H Al-Hariri & Mrs N Al-Hariri
Contract type name	GDS Contract
Purpose of contract	General
Contract start date	01/04/2015
Contract end date	

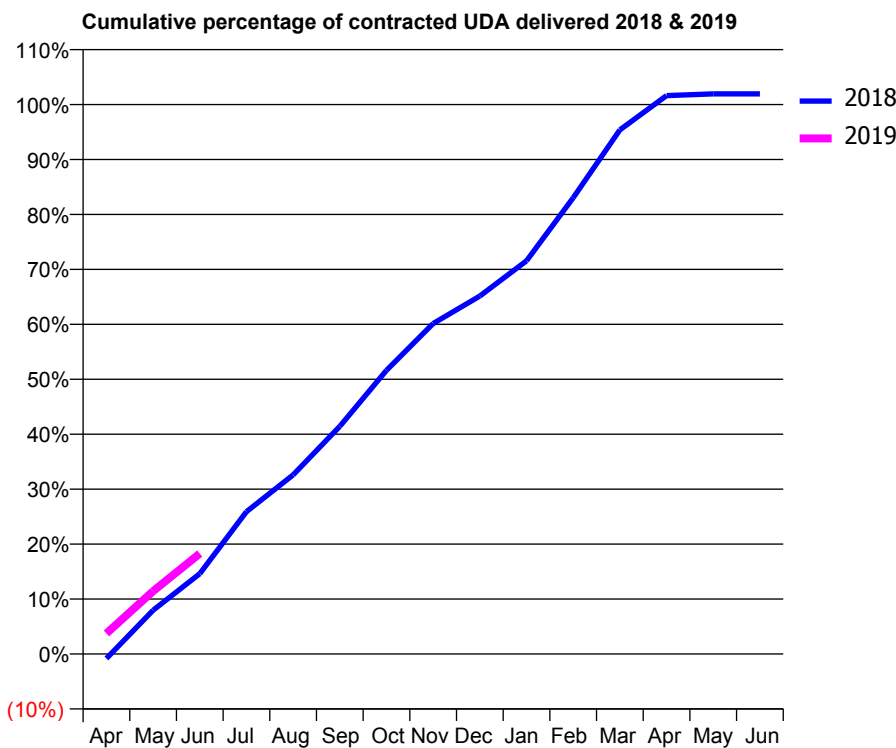
18/19 Contracted general activity (UDA)	7,000
Carry forward general activity (UDA)	0
18/19 Contracted orthodontic activity (UOA)	0
Carry forward orthodontic activity (UOA)	0
Baseline contract value	£231,665.87

ACCESS*

Patients seen in 24 months	Total	Change since previous quarter
Quarter ending June 2017	3,112	
Quarter ending September 2017	3,092	→
Quarter ending December 2017	3,037	↓
Quarter ending March 2018	3,116	↑
Quarter ending June 2018	3,226	↑
Variance since June 2017	3.7%	↑



ACTIVITY



Month	Adjusted Scheduled Activity (UDA)	
	2018	2019
April	-59	263
May	557	801
June	1,024	1,281
July	1,813	
August	2,282	
September	2,900	
October	3,615	
November	4,210	
December	4,560	
January	5,009	
February	5,812	
March	6,677	
April	7,113	
May	7,136	
June	7,136	

QUALITY

	Quantity	Base Number	Contract	AT	Region	England
% of FP17s for the same patient ID Re-attending within 3 months - Children	1	51	2.0%	10.5%	11.5%	11.5%
% of FP17s for the same patient ID Re-attending within 3 months - Adults	69	694	9.9%	15.7%	16.6%	15.4%
% of FP17s for the same patient ID Re-attending between 3 & 9 months - Children	11	51	21.6%	44.8%	48.8%	58.9%
% of FP17s for the same patient ID Re-attending between 3 & 9 months - Adults	121	694	17.4%	37.3%	39.3%	51.6%
% of FP17s for Band 1 Urgent Courses	99	575	17.2%	10.9%	10.6%	8.9%
% of FP17s Relating to Free Repair or Replacements	7	575	1.2%	0.5%	0.5%	0.8%
% of FP17s Relating to Continuations	0	575	0.0%	0.7%	0.7%	0.9%
% of Patients satisfied with the dentistry they have received	1	1	N/A	91.0%	90.4%	93.2%
% of Patients satisfied with the time they had to wait for an appointment	1	1	N/A	83.8%	85.3%	88.8%

* This is based on patients treated on this contract for their most recent course of treatment. Figures in italics indicate the base number of FP17s or Patient Questionnaire responses are less than 100. N/A is shown where the base number of responses is less than 10 during the period. % is calculated as Quantity/Base number*100

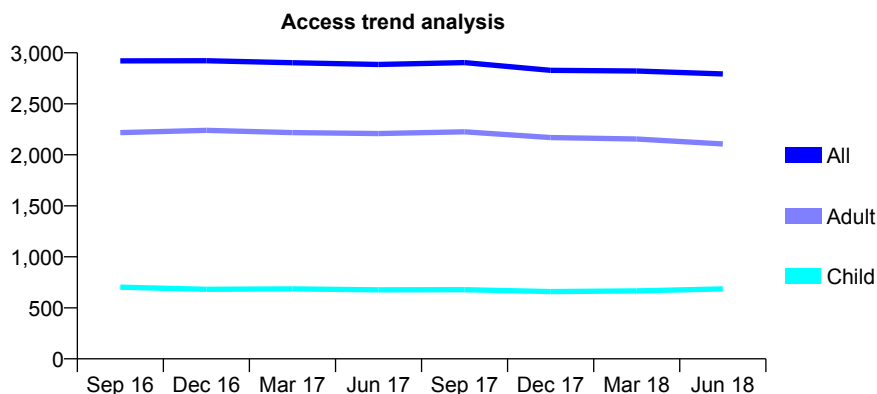
Q61 - Vital Signs At a Glance Contract Report for 105511/0001 - June 2018

Name or company name	Mr CE Ojji & Mr PE Aimiuwu
Contract type name	GDS Contract
Purpose of contract	General
Contract start date	01/04/2010
Contract end date	

18/19 Contracted general activity (UDA)	8,941
Carry forward general activity (UDA)	0
18/19 Contracted orthodontic activity (UOA)	0
Carry forward orthodontic activity (UOA)	0
Baseline contract value	£297,863.13

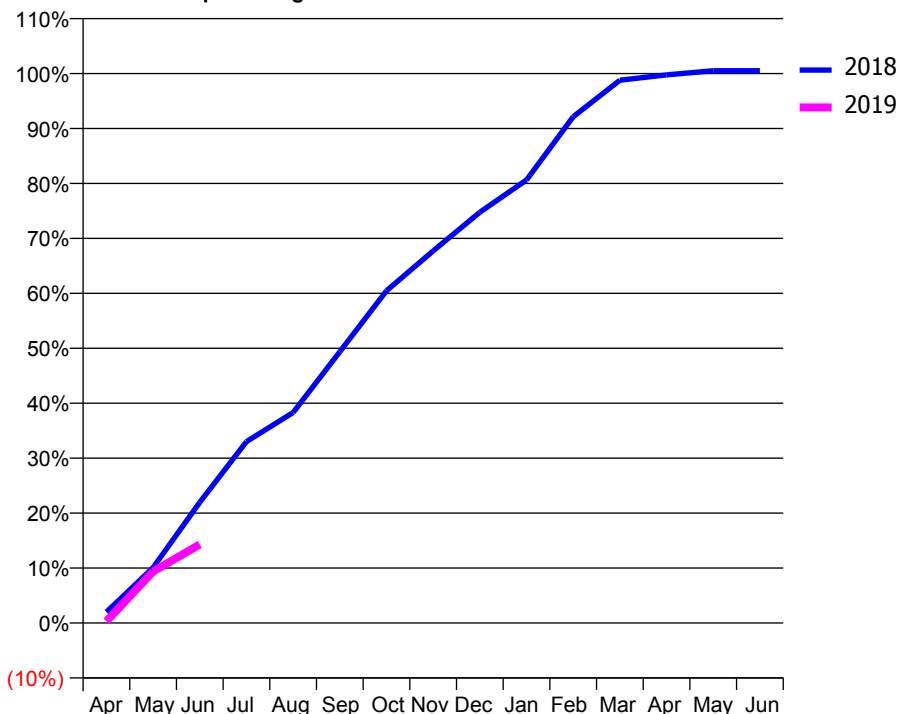
ACCESS*

Patients seen in 24 months	Total	Change since previous quarter
Quarter ending June 2017	2,885	
Quarter ending September 2017	2,904	→
Quarter ending December 2017	2,828	↓
Quarter ending March 2018	2,821	→
Quarter ending June 2018	2,793	→
Variance since June 2017	(3.2%)	↓



ACTIVITY

Cumulative percentage of contracted UDA delivered 2018 & 2019



Adjusted Scheduled Activity (UDA)

Month	2018	2019
April	179	29
May	901	838
June	1,964	1,280
July	2,952	
August	3,425	
September	4,415	
October	5,406	
November	6,055	
December	6,683	
January	7,209	
February	8,236	
March	8,832	
April	8,919	
May	8,986	
June	8,987	

QUALITY

	Quantity	Base Number	Contract	AT	Region	England
% of FP17s for the same patient ID Re-attending within 3 months - Children	11	163	6.7%	10.5%	11.5%	11.5%
% of FP17s for the same patient ID Re-attending within 3 months - Adults	45	368	12.2%	15.7%	16.6%	15.4%
% of FP17s for the same patient ID Re-attending between 3 & 9 months - Children	38	163	23.3%	44.8%	48.8%	58.9%
% of FP17s for the same patient ID Re-attending between 3 & 9 months - Adults	118	368	32.1%	37.3%	39.3%	51.6%
% of FP17s for Band 1 Urgent Courses	43	485	8.9%	10.9%	10.6%	8.9%
% of FP17s Relating to Free Repair or Replacements	3	485	0.6%	0.5%	0.5%	0.8%
% of FP17s Relating to Continuations	10	485	2.1%	0.7%	0.7%	0.9%
% of Patients satisfied with the dentistry they have received	0	0	N/A	91.0%	90.4%	93.2%
% of Patients satisfied with the time they had to wait for an appointment	0	0	N/A	83.8%	85.3%	88.8%

* This is based on patients treated on this contract for their most recent course of treatment. Figures in italics indicate the base number of FP17s or Patient Questionnaire responses are less than 100. N/A is shown where the base number of responses is less than 10 during the period. % is calculated as Quantity/Base number*100

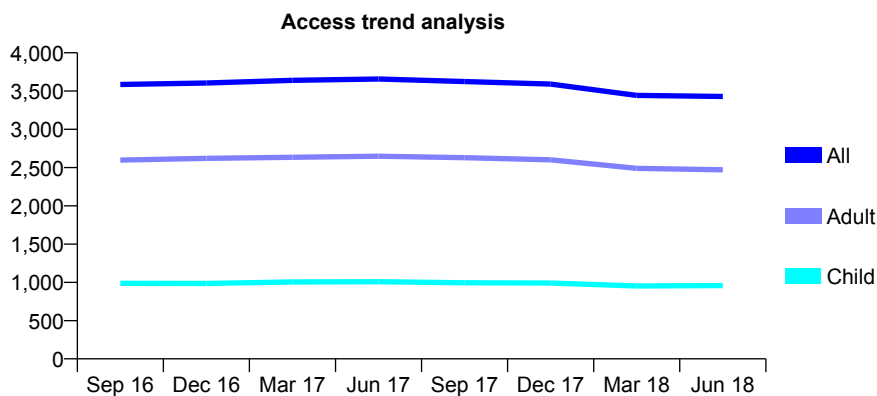
Q61 - Vital Signs At a Glance Contract Report for 105562/0001 - June 2018

Name or company name	Southend Road Dental Surgery Limited
Contract type name	GDS Contract
Purpose of contract	General
Contract start date	01/04/2008
Contract end date	

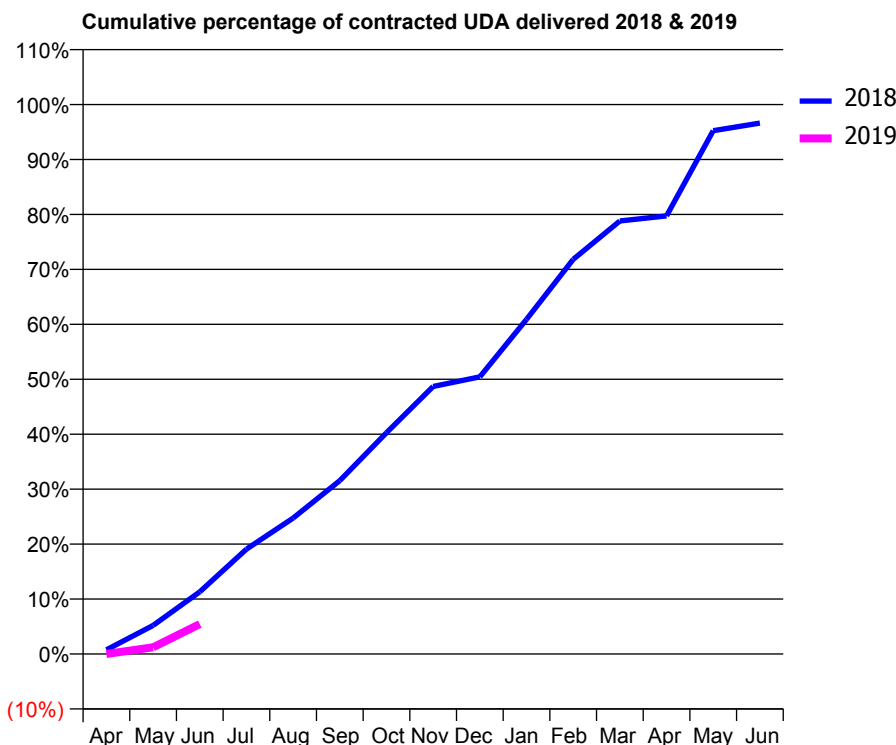
18/19 Contracted general activity (UDA)	13,304
Carry forward general activity (UDA)	0
18/19 Contracted orthodontic activity (UOA)	0
Carry forward orthodontic activity (UOA)	0
Baseline contract value	£407,984.02

ACCESS*

Patients seen in 24 months	Total	Change since previous quarter
Quarter ending June 2017	3,657	
Quarter ending September 2017	3,624	→
Quarter ending December 2017	3,592	→
Quarter ending March 2018	3,443	↓
Quarter ending June 2018	3,429	→
Variance since June 2017	(6.2%)	↓



ACTIVITY



Adjusted Scheduled Activity (UDA)		
Month	2018	2019
April	103	0
May	691	164
June	1,506	724
July	2,538	
August	3,290	
September	4,199	
October	5,358	
November	6,479	
December	6,711	
January	8,102	
February	9,554	
March	10,483	
April	10,607	
May	12,672	
June	12,853	

QUALITY

	Quantity	Base Number	Contract	AT	Region	England
% of FP17s for the same patient ID Re-attending within 3 months - Children	24	311	7.7%	10.5%	11.5%	11.5%
% of FP17s for the same patient ID Re-attending within 3 months - Adults	98	614	16.0%	15.7%	16.6%	15.4%
% of FP17s for the same patient ID Re-attending between 3 & 9 months - Children	122	311	39.2%	44.8%	48.8%	58.9%
% of FP17s for the same patient ID Re-attending between 3 & 9 months - Adults	159	614	25.9%	37.3%	39.3%	51.6%
% of FP17s for Band 1 Urgent Courses	58	309	18.8%	10.9%	10.6%	8.9%
% of FP17s Relating to Free Repair or Replacements	1	309	0.3%	0.5%	0.5%	0.8%
% of FP17s Relating to Continuations	0	309	0.0%	0.7%	0.7%	0.9%
% of Patients satisfied with the dentistry they have received	0	0	N/A	91.0%	90.4%	93.2%
% of Patients satisfied with the time they had to wait for an appointment	0	0	N/A	83.8%	85.3%	88.8%

* This is based on patients treated on this contract for their most recent course of treatment. Figures in italics indicate the base number of FP17s or Patient Questionnaire responses are less than 100. N/A is shown where the base number of responses is less than 10 during the period. % is calculated as Quantity/Base number*100

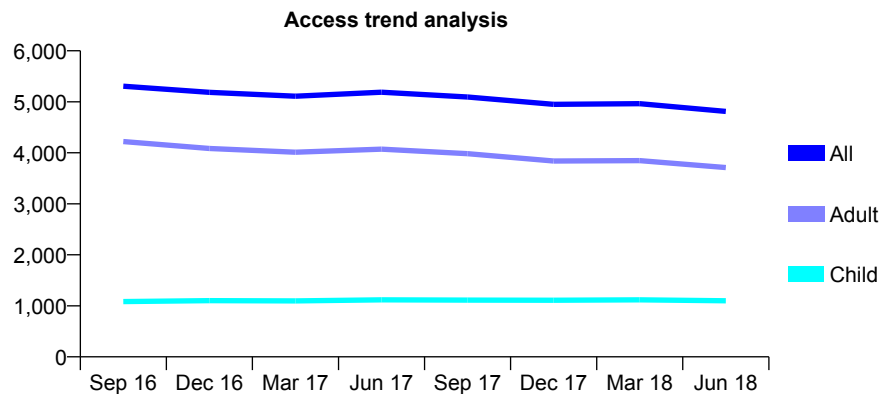
Q61 - Vital Signs At a Glance Contract Report for 105643/0001 - June 2018

Name or company name	E8 Dental Care
Contract type name	GDS Contract
Purpose of contract	General
Contract start date	01/08/2012
Contract end date	

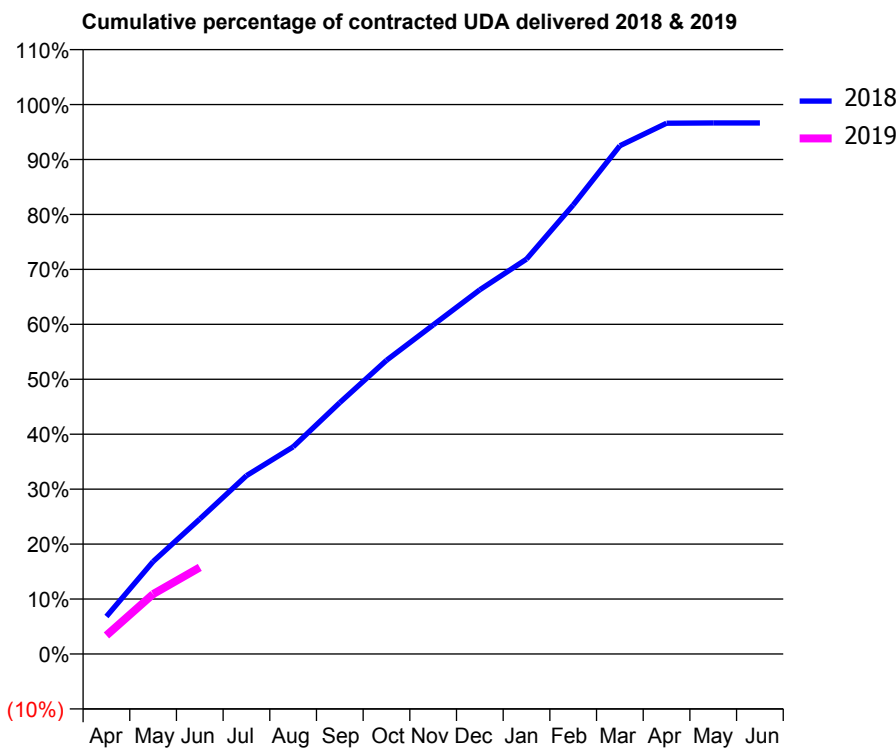
18/19 Contracted general activity (UDA)	14,337
Carry forward general activity (UDA)	0
18/19 Contracted orthodontic activity (UOA)	0
Carry forward orthodontic activity (UOA)	0
Baseline contract value	£358,548.87

ACCESS*

Patients seen in 24 months	Total	Change since previous quarter
Quarter ending June 2017	5,188	
Quarter ending September 2017	5,094	↓
Quarter ending December 2017	4,950	↓
Quarter ending March 2018	4,964	→
Quarter ending June 2018	4,811	↓
Variance since June 2017	(7.3%)	↓



ACTIVITY



Month	Adjusted Scheduled Activity (UDA)	
	2018	2019
April	980	486
May	2,413	1,564
June	3,522	2,258
July	4,655	
August	5,403	
September	6,560	
October	7,664	
November	8,585	
December	9,505	
January	10,305	
February	11,718	
March	13,261	
April	13,850	
May	13,854	
June	13,854	

QUALITY

	Quantity	Base Number	Contract	AT	Region	England
% of FP17s for the same patient ID Re-attending within 3 months - Children	24	272	8.8%	10.5%	11.5%	11.5%
% of FP17s for the same patient ID Re-attending within 3 months - Adults	162	863	18.8%	15.7%	16.6%	15.4%
% of FP17s for the same patient ID Re-attending between 3 & 9 months - Children	113	272	41.5%	44.8%	48.8%	58.9%
% of FP17s for the same patient ID Re-attending between 3 & 9 months - Adults	303	863	35.1%	37.3%	39.3%	51.6%
% of FP17s for Band 1 Urgent Courses	142	905	15.7%	10.9%	10.6%	8.9%
% of FP17s Relating to Free Repair or Replacements	7	905	0.8%	0.5%	0.5%	0.8%
% of FP17s Relating to Continuations	3	905	0.3%	0.7%	0.7%	0.9%
% of Patients satisfied with the dentistry they have received	1	1	N/A	91.0%	90.4%	93.2%
% of Patients satisfied with the time they had to wait for an appointment	0	1	N/A	83.8%	85.3%	88.8%

* This is based on patients treated on this contract for their most recent course of treatment. Figures in italics indicate the base number of FP17s or Patient Questionnaire responses are less than 100. N/A is shown where the base number of responses is less than 10 during the period. % is calculated as Quantity/Base number*100

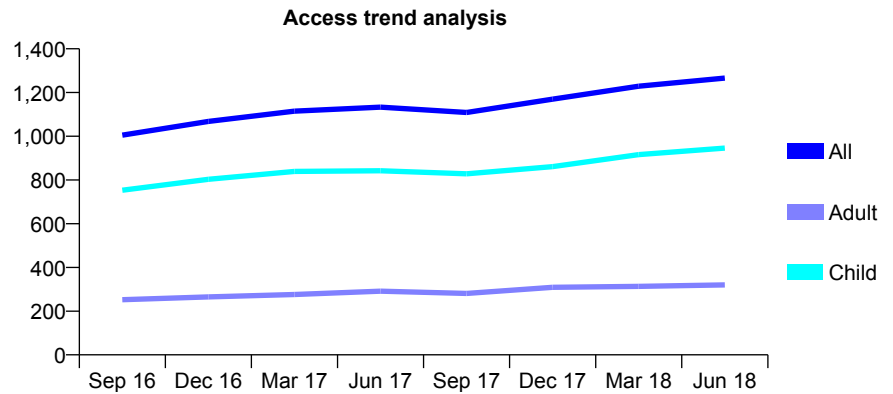
Q61 - Vital Signs At a Glance Contract Report for 105910/0001 - June 2018

Name or company name	Cavendish House Dental Surgery
Contract type name	GDS Contract
Purpose of contract	General
Contract start date	01/08/2007
Contract end date	

18/19 Contracted general activity (UDA)	3,096
Carry forward general activity (UDA)	0
18/19 Contracted orthodontic activity (UOA)	0
Carry forward orthodontic activity (UOA)	0
Baseline contract value	£67,416.25

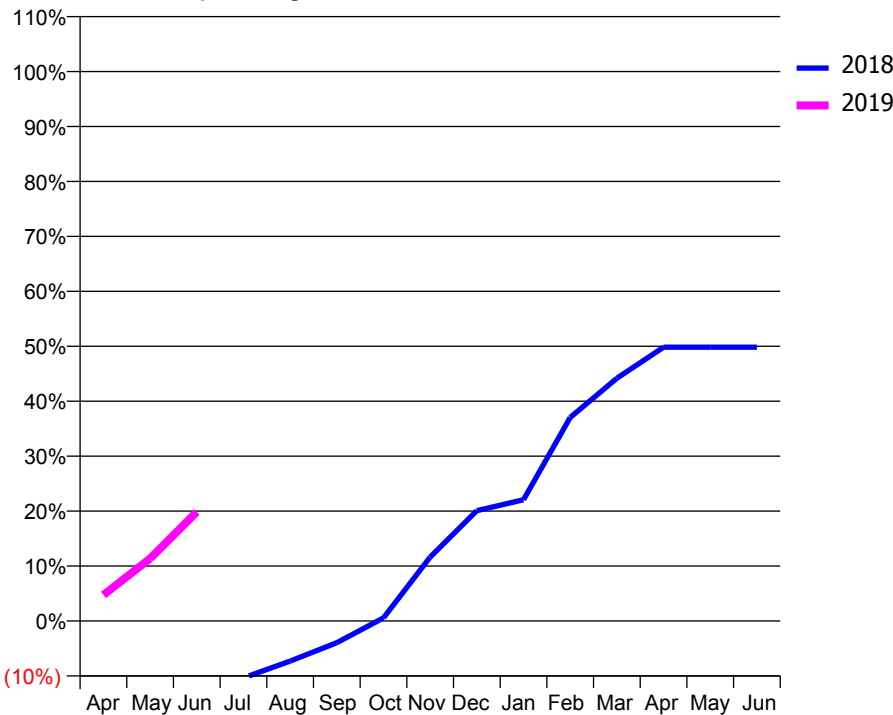
ACCESS*

Patients seen in 24 months	Total	Change since previous quarter
Quarter ending June 2017	1,133	
Quarter ending September 2017	1,109	↓
Quarter ending December 2017	1,170	↑
Quarter ending March 2018	1,229	↑
Quarter ending June 2018	1,266	↑
Variance since June 2017	11.7%	↑



ACTIVITY

Cumulative percentage of contracted UDA delivered 2018 & 2019



Adjusted Scheduled Activity (UDA)		
Month	2018	2019
April	-810	147
May	-553	352
June	-408	615
July	-321	
August	-227	
September	-123	
October	18	
November	360	
December	622	
January	683	
February	1,147	
March	1,367	
April	1,543	
May	1,543	
June	1,543	

QUALITY

	Quantity	Base Number	Contract	AT	Region	England
% of FP17s for the same patient ID Re-attending within 3 months - Children	21	302	7.0%	10.5%	11.5%	11.5%
% of FP17s for the same patient ID Re-attending within 3 months - Adults	18	79	22.8%	15.7%	16.6%	15.4%
% of FP17s for the same patient ID Re-attending between 3 & 9 months - Children	129	302	42.7%	44.8%	48.8%	58.9%
% of FP17s for the same patient ID Re-attending between 3 & 9 months - Adults	29	79	36.7%	37.3%	39.3%	51.6%
% of FP17s for Band 1 Urgent Courses	5	298	1.7%	10.9%	10.6%	8.9%
% of FP17s Relating to Free Repair or Replacements	0	298	0.0%	0.5%	0.5%	0.8%
% of FP17s Relating to Continuations	0	298	0.0%	0.7%	0.7%	0.9%
% of Patients satisfied with the dentistry they have received	0	0	N/A	91.0%	90.4%	93.2%
% of Patients satisfied with the time they had to wait for an appointment	0	0	N/A	83.8%	85.3%	88.8%

* This is based on patients treated on this contract for their most recent course of treatment. Figures in italics indicate the base number of FP17s or Patient Questionnaire responses are less than 100. N/A is shown where the base number of responses is less than 10 during the period. % is calculated as Quantity/Base number*100

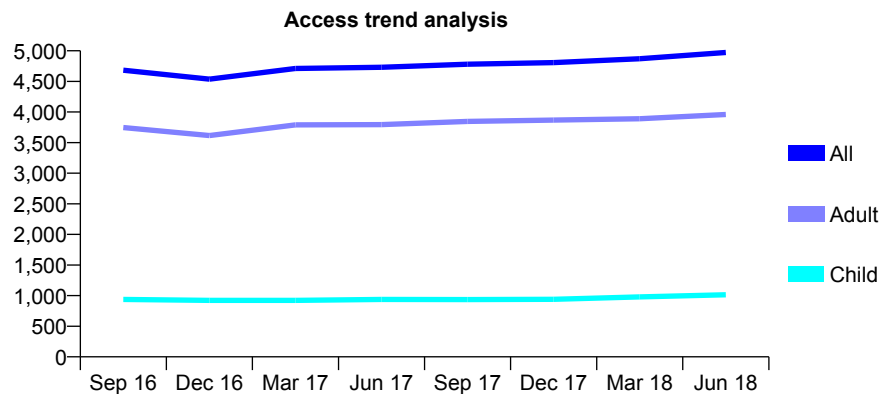
Q61 - Vital Signs At a Glance Contract Report for 106143/0001 - June 2018

Name or company name	M & D Healthcare LTD
Contract type name	GDS Contract
Purpose of contract	General
Contract start date	01/04/2010
Contract end date	

18/19 Contracted general activity (UDA)	11,000
Carry forward general activity (UDA)	0
18/19 Contracted orthodontic activity (UOA)	0
Carry forward orthodontic activity (UOA)	0
Baseline contract value	£439,378.35

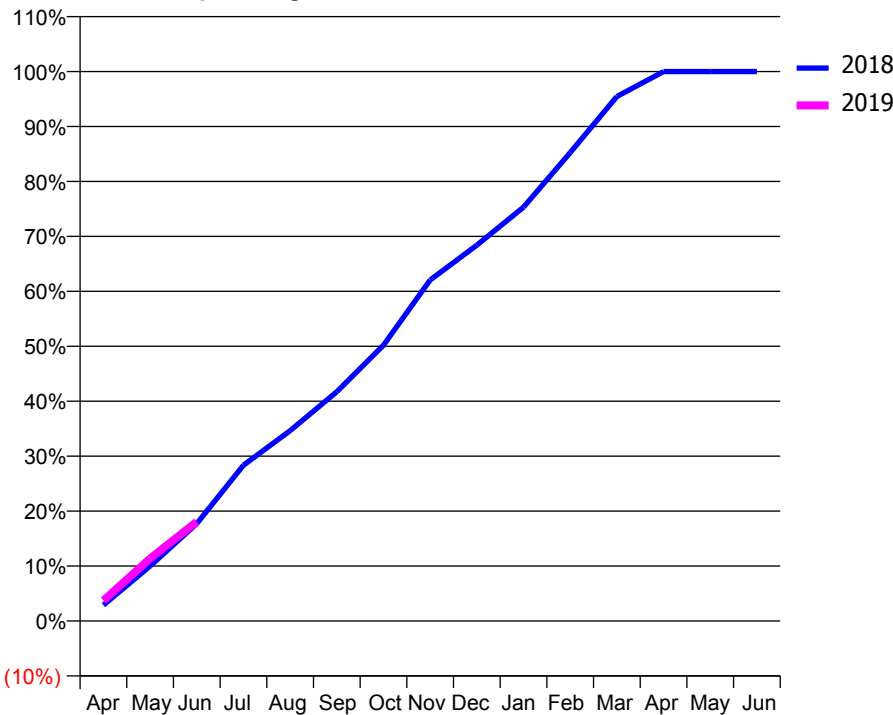
ACCESS*

Patients seen in 24 months	Total	Change since previous quarter
Quarter ending June 2017	4,731	
Quarter ending September 2017	4,782	→
Quarter ending December 2017	4,807	→
Quarter ending March 2018	4,870	→
Quarter ending June 2018	4,973	↑
Variance since June 2017	5.1%	↑



ACTIVITY

Cumulative percentage of contracted UDA delivered 2018 & 2019



Month	Adjusted Scheduled Activity (UDA)	
	2018	2019
April	319	411
May	1,101	1,250
June	1,951	1,986
July	3,119	
August	3,811	
September	4,590	
October	5,522	
November	6,827	
December	7,524	
January	8,286	
February	9,376	
March	10,500	
April	10,999	
May	10,998	
June	10,998	

QUALITY

	Quantity	Base Number	Contract	AT	Region	England
% of FP17s for the same patient ID Re-attending within 3 months - Children	31	302	10.3%	10.5%	11.5%	11.5%
% of FP17s for the same patient ID Re-attending within 3 months - Adults	112	900	12.4%	15.7%	16.6%	15.4%
% of FP17s for the same patient ID Re-attending between 3 & 9 months - Children	127	302	42.1%	44.8%	48.8%	58.9%
% of FP17s for the same patient ID Re-attending between 3 & 9 months - Adults	258	900	28.7%	37.3%	39.3%	51.6%
% of FP17s for Band 1 Urgent Courses	162	825	19.6%	10.9%	10.6%	8.9%
% of FP17s Relating to Free Repair or Replacements	4	825	0.5%	0.5%	0.5%	0.8%
% of FP17s Relating to Continuations	2	825	0.2%	0.7%	0.7%	0.9%
% of Patients satisfied with the dentistry they have received	0	0	N/A	91.0%	90.4%	93.2%
% of Patients satisfied with the time they had to wait for an appointment	0	0	N/A	83.8%	85.3%	88.8%

* This is based on patients treated on this contract for their most recent course of treatment. Figures in italics indicate the base number of FP17s or Patient Questionnaire responses are less than 100. N/A is shown where the base number of responses is less than 10 during the period. % is calculated as Quantity/Base number*100

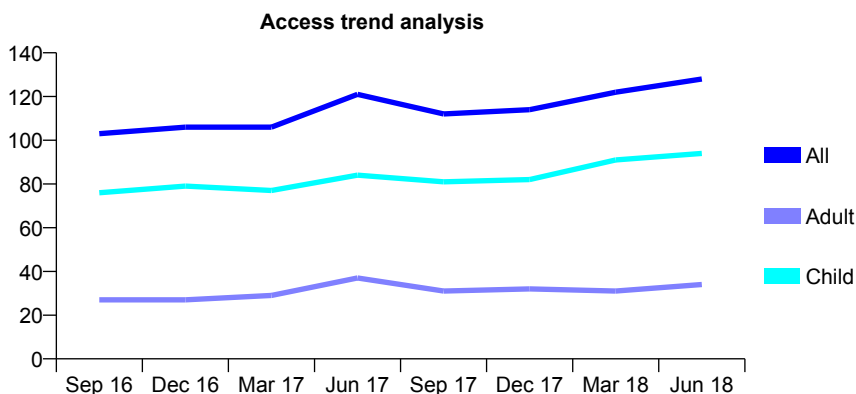
Q61 - Vital Signs At a Glance Contract Report for 107042/0002 - June 2018

Name or company name	Sudhir Thakerar & Partners
Contract type name	GDS Contract
Purpose of contract	General
Contract start date	01/08/2014
Contract end date	

18/19 Contracted general activity (UDA)	245
Carry forward general activity (UDA)	0
18/19 Contracted orthodontic activity (UOA)	0
Carry forward orthodontic activity (UOA)	0
Baseline contract value	£7,974.69

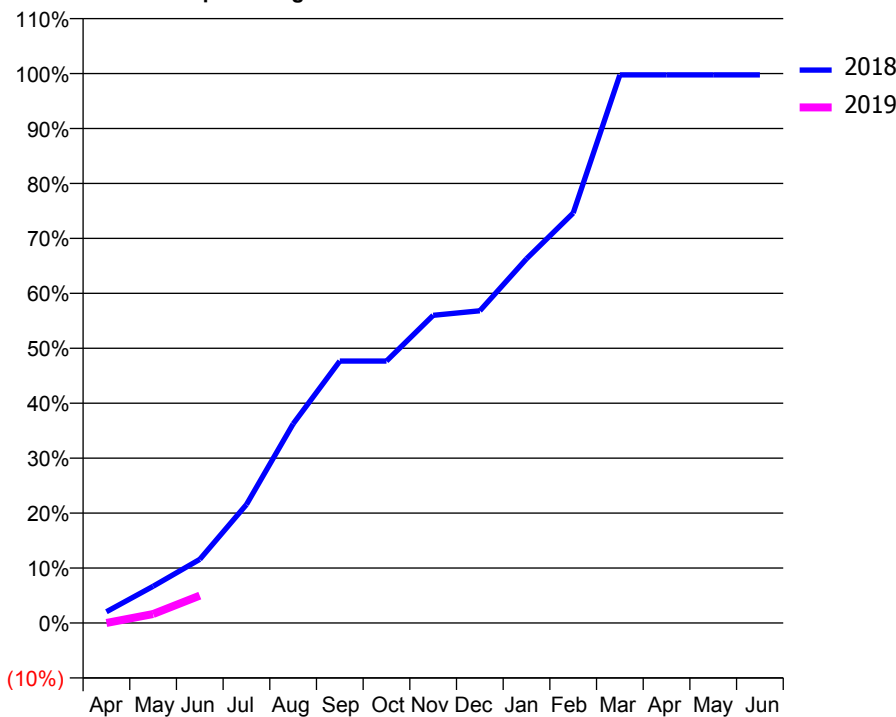
ACCESS*

Patients seen in 24 months	Total	Change since previous quarter
Quarter ending June 2017	121	
Quarter ending September 2017	112	↓
Quarter ending December 2017	114	→
Quarter ending March 2018	122	↑
Quarter ending June 2018	128	↑
Variance since June 2017	5.8%	↑



ACTIVITY

Cumulative percentage of contracted UDA delivered 2018 & 2019



Adjusted Scheduled Activity (UDA)

Month	2018	2019
April	5	0
May	16	4
June	28	12
July	53	
August	89	
September	117	
October	117	
November	137	
December	139	
January	162	
February	183	
March	244	
April	244	
May	244	
June	244	

QUALITY

	Quantity	Base Number	Contract	AT	Region	England
% of FP17s for the same patient ID Re-attending within 3 months - Children	1	9	11.1%	10.5%	11.5%	11.5%
% of FP17s for the same patient ID Re-attending within 3 months - Adults	0	1	0.0%	15.7%	16.6%	15.4%
% of FP17s for the same patient ID Re-attending between 3 & 9 months - Children	0	9	0.0%	44.8%	48.8%	58.9%
% of FP17s for the same patient ID Re-attending between 3 & 9 months - Adults	0	1	0.0%	37.3%	39.3%	51.6%
% of FP17s for Band 1 Urgent Courses	1	10	10.0%	10.9%	10.6%	8.9%
% of FP17s Relating to Free Repair or Replacements	0	10	0.0%	0.5%	0.5%	0.8%
% of FP17s Relating to Continuations	0	10	0.0%	0.7%	0.7%	0.9%
% of Patients satisfied with the dentistry they have received	0	0	N/A	91.0%	90.4%	93.2%
% of Patients satisfied with the time they had to wait for an appointment	0	0	N/A	83.8%	85.3%	88.8%

* This is based on patients treated on this contract for their most recent course of treatment. Figures in italics indicate the base number of FP17s or Patient Questionnaire responses are less than 100. N/A is shown where the base number of responses is less than 10 during the period. % is calculated as Quantity/Base number*100

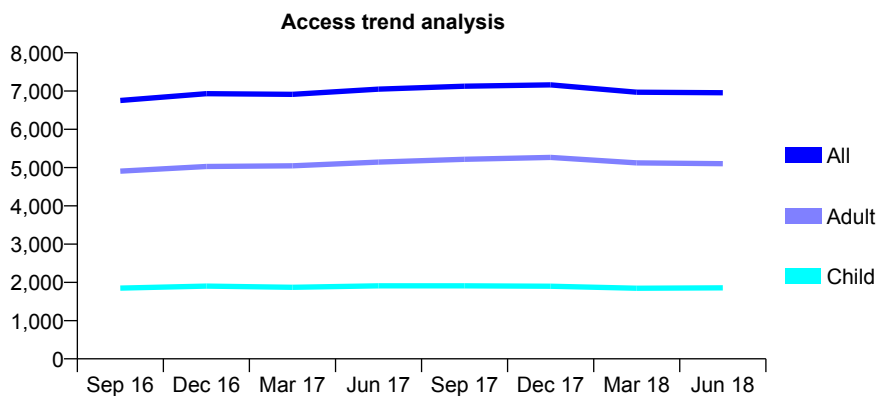
Q61 - Vital Signs At a Glance Contract Report for 109665/0001 - June 2018

Name or company name	Woodford Dental Care
Contract type name	Pilot Contract
Purpose of contract	General and Orthodontic
Contract start date	01/11/2006
Contract end date	

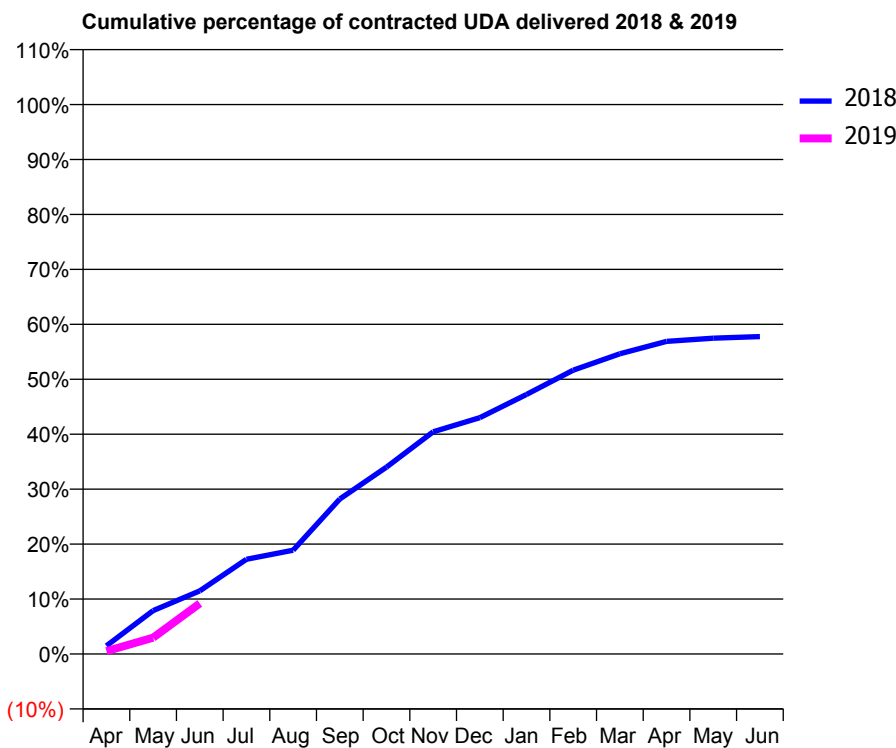
18/19 Contracted general activity (UDA)	15,510
Carry forward general activity (UDA)	0
18/19 Contracted orthodontic activity (UOA)	215
Carry forward orthodontic activity (UOA)	0
Baseline contract value	£536,795.70

ACCESS*

Patients seen in 24 months	Total	Change since previous quarter
Quarter ending June 2017	7,051	
Quarter ending September 2017	7,126	→
Quarter ending December 2017	7,163	→
Quarter ending March 2018	6,970	↓
Quarter ending June 2018	6,957	→
Variance since June 2017	(1.3%)	↓



ACTIVITY



Month	Adjusted Scheduled Activity (UDA)	
	2018	2019
April	230	82
May	1,225	461
June	1,784	1,428
July	2,674	
August	2,931	
September	4,376	
October	5,273	
November	6,274	
December	6,672	
January	7,327	
February	8,013	
March	8,473	
April	8,823	
May	8,916	
June	8,960	

QUALITY

	Quantity	Base Number	Contract	AT	Region	England
% of FP17s for the same patient ID Re-attending within 3 months - Children	39	551	7.1%	10.5%	11.5%	11.5%
% of FP17s for the same patient ID Re-attending within 3 months - Adults	145	1,087	13.3%	15.7%	16.6%	15.4%
% of FP17s for the same patient ID Re-attending between 3 & 9 months - Children	220	551	39.9%	44.8%	48.8%	58.9%
% of FP17s for the same patient ID Re-attending between 3 & 9 months - Adults	222	1,087	20.4%	37.3%	39.3%	51.6%
% of FP17s for Band 1 Urgent Courses	98	1,002	9.8%	10.9%	10.6%	8.9%
% of FP17s Relating to Free Repair or Replacements	1	1,002	0.1%	0.5%	0.5%	0.8%
% of FP17s Relating to Continuations	0	1,002	0.0%	0.7%	0.7%	0.9%
% of Patients satisfied with the dentistry they have received	0	0	N/A	91.0%	90.4%	93.2%
% of Patients satisfied with the time they had to wait for an appointment	0	0	N/A	83.8%	85.3%	88.8%

* This is based on patients treated on this contract for their most recent course of treatment. Figures in italics indicate the base number of FP17s or Patient Questionnaire responses are less than 100. N/A is shown where the base number of responses is less than 10 during the period. % is calculated as Quantity/Base number*100

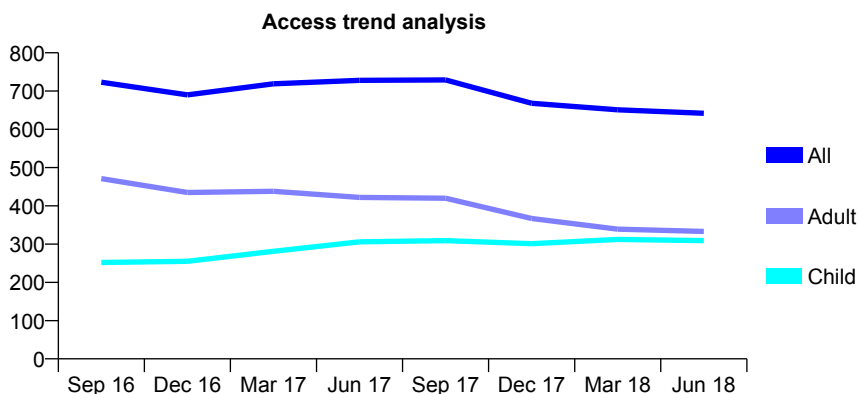
Q61 - Vital Signs At a Glance Contract Report for 109959/0001 - June 2018

Name or company name	Adarsh Thanki and Ilja Sapiro
Contract type name	GDS Contract
Purpose of contract	General
Contract start date	01/01/2012
Contract end date	

18/19 Contracted general activity (UDA)	1,272
Carry forward general activity (UDA)	0
18/19 Contracted orthodontic activity (UOA)	0
Carry forward orthodontic activity (UOA)	0
Baseline contract value	£35,785.27

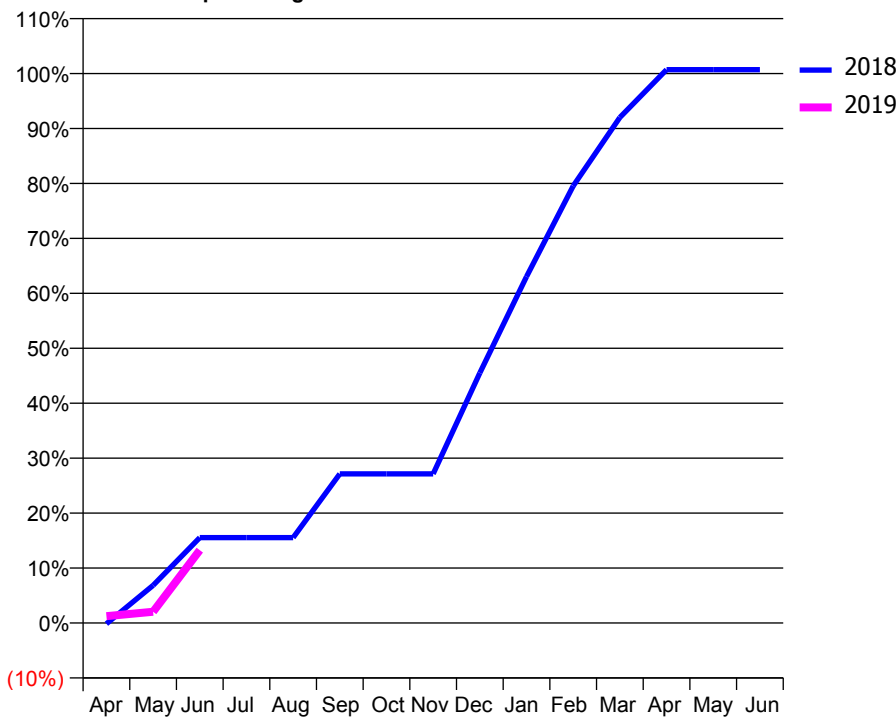
ACCESS*

Patients seen in 24 months	Total	Change since previous quarter
Quarter ending June 2017	728	
Quarter ending September 2017	729	→
Quarter ending December 2017	668	↓
Quarter ending March 2018	651	↓
Quarter ending June 2018	642	↓
Variance since June 2017	(11.8%)	↓



ACTIVITY

Cumulative percentage of contracted UDA delivered 2018 & 2019



Adjusted Scheduled Activity (UDA)

Month	2018	2019
April	-2	16
May	87	26
June	198	169
July	198	
August	198	
September	345	
October	345	
November	345	
December	579	
January	802	
February	1,012	
March	1,170	
April	1,281	
May	1,281	
June	1,281	

QUALITY

	Quantity	Base Number	Contract	AT	Region	England
% of FP17s for the same patient ID Re-attending within 3 months - Children	14	75	18.7%	10.5%	11.5%	11.5%
% of FP17s for the same patient ID Re-attending within 3 months - Adults	7	60	11.7%	15.7%	16.6%	15.4%
% of FP17s for the same patient ID Re-attending between 3 & 9 months - Children	34	75	45.3%	44.8%	48.8%	58.9%
% of FP17s for the same patient ID Re-attending between 3 & 9 months - Adults	16	60	26.7%	37.3%	39.3%	51.6%
% of FP17s for Band 1 Urgent Courses	8	97	8.2%	10.9%	10.6%	8.9%
% of FP17s Relating to Free Repair or Replacements	0	97	0.0%	0.5%	0.5%	0.8%
% of FP17s Relating to Continuations	0	97	0.0%	0.7%	0.7%	0.9%
% of Patients satisfied with the dentistry they have received	0	0	N/A	91.0%	90.4%	93.2%
% of Patients satisfied with the time they had to wait for an appointment	0	0	N/A	83.8%	85.3%	88.8%

* This is based on patients treated on this contract for their most recent course of treatment. Figures in italics indicate the base number of FP17s or Patient Questionnaire responses are less than 100. N/A is shown where the base number of responses is less than 10 during the period. % is calculated as Quantity/Base number*100

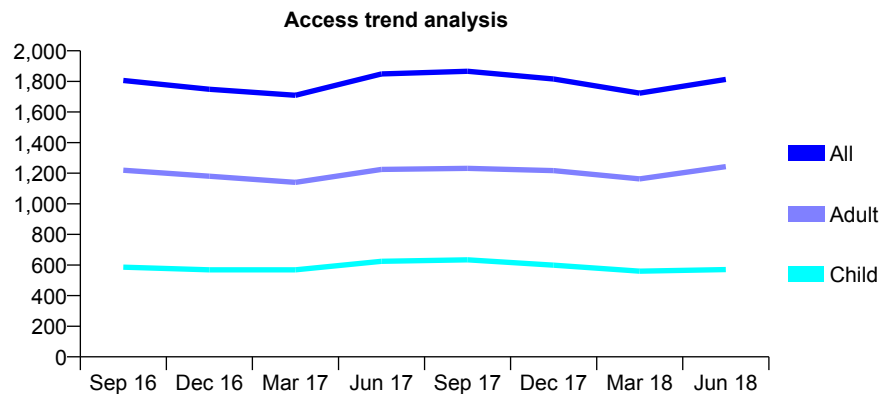
Q61 - Vital Signs At a Glance Contract Report for 110043/0001 - June 2018

Name or company name	Care Dental Practice
Contract type name	GDS Contract
Purpose of contract	General
Contract start date	01/10/2007
Contract end date	

18/19 Contracted general activity (UDA)	5,915
Carry forward general activity (UDA)	0
18/19 Contracted orthodontic activity (UOA)	0
Carry forward orthodontic activity (UOA)	0
Baseline contract value	£188,204.46

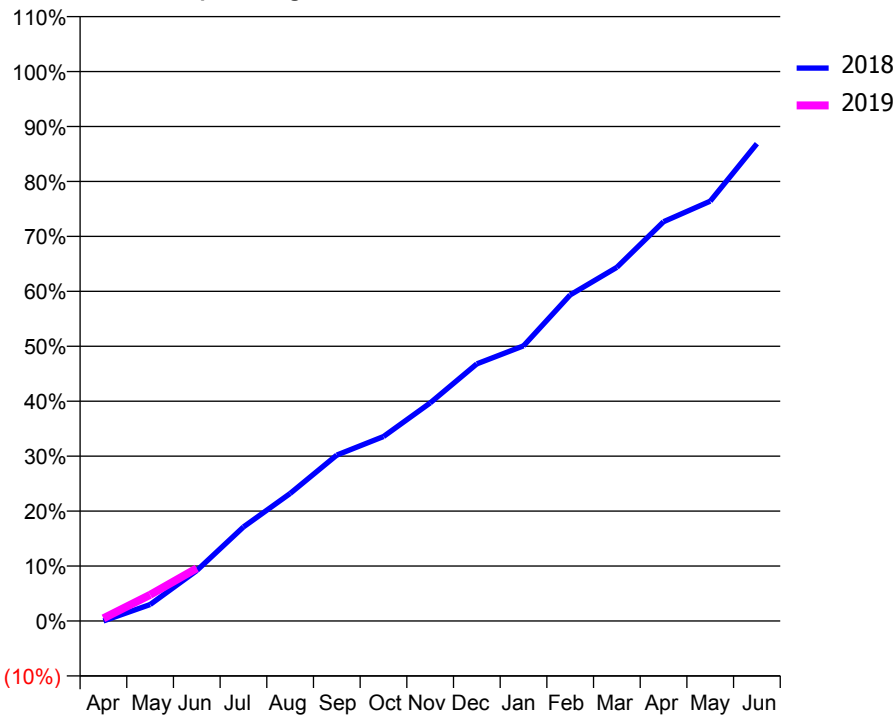
ACCESS*

Patients seen in 24 months	Total	Change since previous quarter
Quarter ending June 2017	1,849	
Quarter ending September 2017	1,866	→
Quarter ending December 2017	1,816	↓
Quarter ending March 2018	1,723	↓
Quarter ending June 2018	1,813	↑
Variance since June 2017	(1.9%)	↓



ACTIVITY

Cumulative percentage of contracted UDA delivered 2018 & 2019



Month	Adjusted Scheduled Activity (UDA)	
	2018	2019
April	0	30
May	177	282
June	544	567
July	1,013	
August	1,374	
September	1,787	
October	1,986	
November	2,348	
December	2,768	
January	2,962	
February	3,511	
March	3,807	
April	4,298	
May	4,520	
June	5,138	

QUALITY

	Quantity	Base Number	Contract	AT	Region	England
% of FP17s for the same patient ID Re-attending within 3 months - Children	14	189	7.4%	10.5%	11.5%	11.5%
% of FP17s for the same patient ID Re-attending within 3 months - Adults	78	442	17.6%	15.7%	16.6%	15.4%
% of FP17s for the same patient ID Re-attending between 3 & 9 months - Children	43	189	22.8%	44.8%	48.8%	58.9%
% of FP17s for the same patient ID Re-attending between 3 & 9 months - Adults	98	442	22.2%	37.3%	39.3%	51.6%
% of FP17s for Band 1 Urgent Courses	46	232	19.8%	10.9%	10.6%	8.9%
% of FP17s Relating to Free Repair or Replacements	2	232	0.9%	0.5%	0.5%	0.8%
% of FP17s Relating to Continuations	2	232	0.9%	0.7%	0.7%	0.9%
% of Patients satisfied with the dentistry they have received	0	1	N/A	91.0%	90.4%	93.2%
% of Patients satisfied with the time they had to wait for an appointment	0	1	N/A	83.8%	85.3%	88.8%

* This is based on patients treated on this contract for their most recent course of treatment. Figures in italics indicate the base number of FP17s or Patient Questionnaire responses are less than 100. N/A is shown where the base number of responses is less than 10 during the period. % is calculated as Quantity/Base number*100

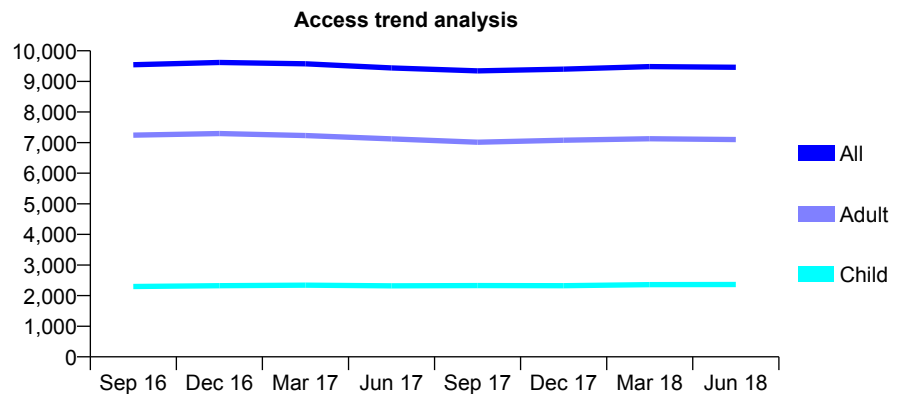
Q61 - Vital Signs At a Glance Contract Report for 110167/0001 - June 2018

Name or company name	Mr K Esmail and M K Velji
Contract type name	GDS Contract
Purpose of contract	General
Contract start date	01/05/2013
Contract end date	

18/19 Contracted general activity (UDA)	26,714
Carry forward general activity (UDA)	0
18/19 Contracted orthodontic activity (UOA)	0
Carry forward orthodontic activity (UOA)	0
Baseline contract value	£716,003.18

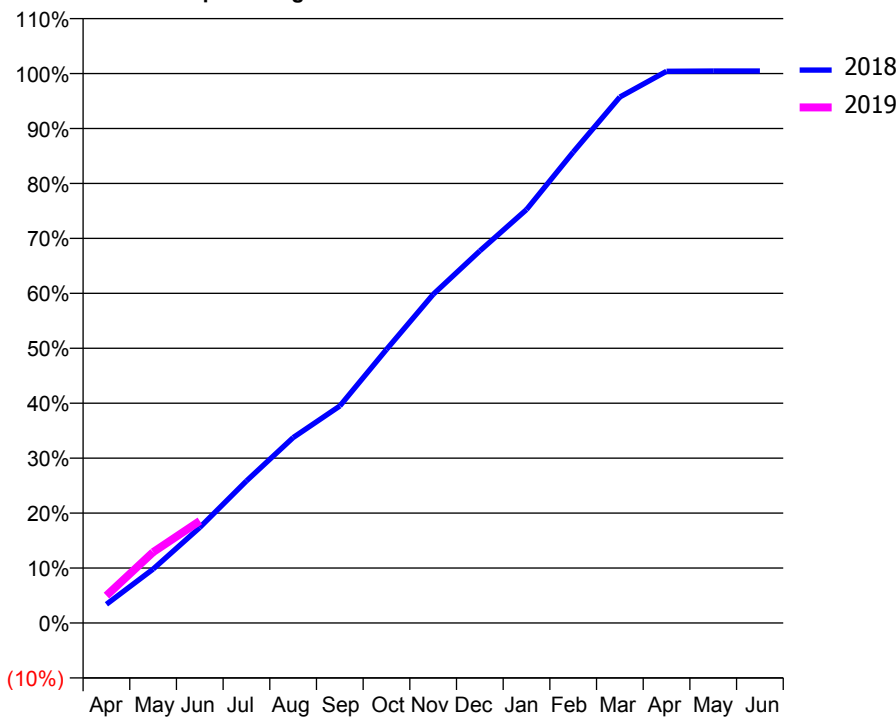
ACCESS*

Patients seen in 24 months	Total	Change since previous quarter
Quarter ending June 2017	9,440	
Quarter ending September 2017	9,344	↓
Quarter ending December 2017	9,403	→
Quarter ending March 2018	9,483	→
Quarter ending June 2018	9,461	→
Variance since June 2017	0.2%	→



ACTIVITY

Cumulative percentage of contracted UDA delivered 2018 & 2019



Month	Adjusted Scheduled Activity (UDA)	
	2018	2019
April	913	1,335
May	2,625	3,446
June	4,642	4,964
July	6,910	
August	9,011	
September	10,553	
October	13,300	
November	15,978	
December	18,088	
January	20,099	
February	22,896	
March	25,568	
April	26,819	
May	26,833	
June	26,833	

QUALITY

	Quantity	Base Number	Contract	AT	Region	England
% of FP17s for the same patient ID Re-attending within 3 months - Children	43	704	6.1%	10.5%	11.5%	11.5%
% of FP17s for the same patient ID Re-attending within 3 months - Adults	284	1,850	15.4%	15.7%	16.6%	15.4%
% of FP17s for the same patient ID Re-attending between 3 & 9 months - Children	318	704	45.2%	44.8%	48.8%	58.9%
% of FP17s for the same patient ID Re-attending between 3 & 9 months - Adults	718	1,850	38.8%	37.3%	39.3%	51.6%
% of FP17s for Band 1 Urgent Courses	272	2,101	12.9%	10.9%	10.6%	8.9%
% of FP17s Relating to Free Repair or Replacements	8	2,101	0.4%	0.5%	0.5%	0.8%
% of FP17s Relating to Continuations	29	2,101	1.4%	0.7%	0.7%	0.9%
% of Patients satisfied with the dentistry they have received	13	13	100.0%	91.0%	90.4%	93.2%
% of Patients satisfied with the time they had to wait for an appointment	12	13	92.3%	83.8%	85.3%	88.8%

* This is based on patients treated on this contract for their most recent course of treatment. Figures in italics indicate the base number of FP17s or Patient Questionnaire responses are less than 100. N/A is shown where the base number of responses is less than 10 during the period. % is calculated as Quantity/Base number*100

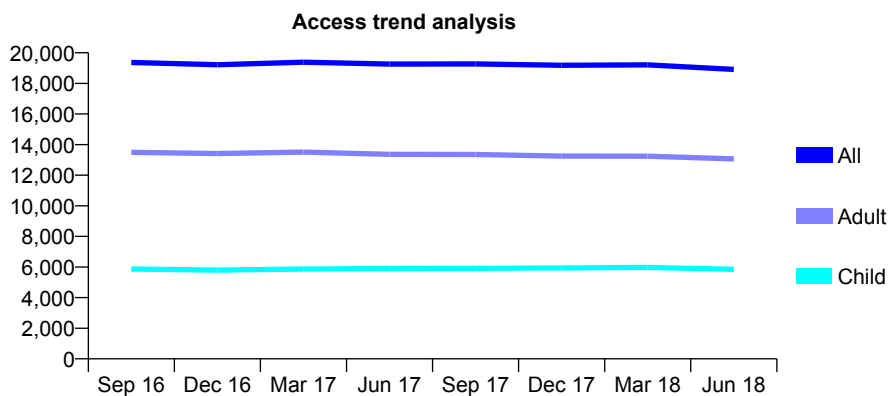
Q61 - Vital Signs At a Glance Contract Report for 110167/0002 - June 2018

Name or company name	Mr K Esmail and M K Velji
Contract type name	GDS Contract
Purpose of contract	General
Contract start date	01/05/2013
Contract end date	

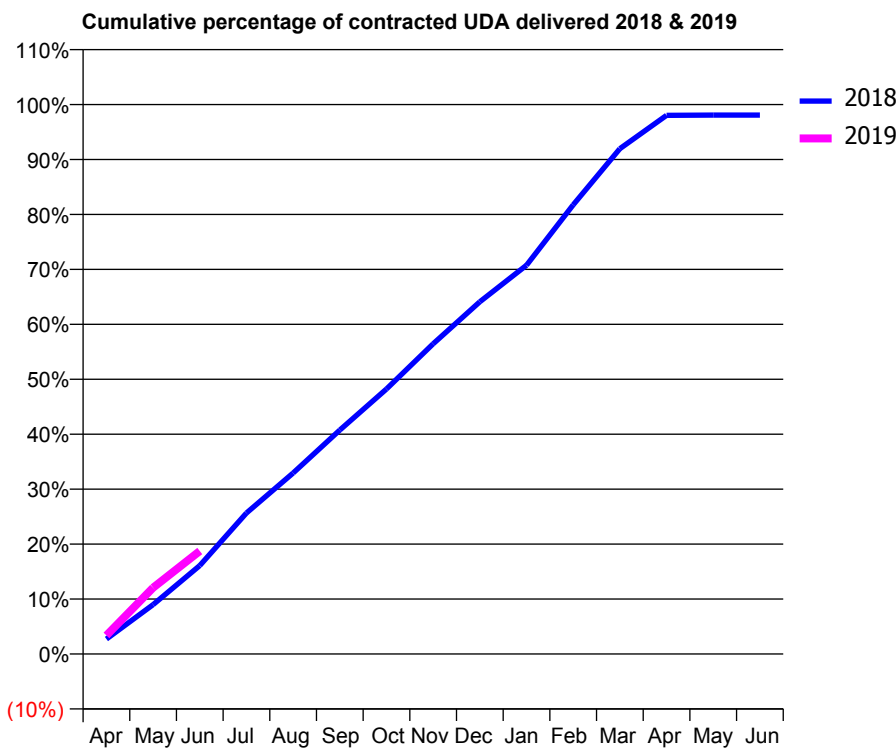
18/19 Contracted general activity (UDA)	53,705
Carry forward general activity (UDA)	0
18/19 Contracted orthodontic activity (UOA)	0
Carry forward orthodontic activity (UOA)	0
Baseline contract value	£1,466,017.77

ACCESS*

Patients seen in 24 months	Total	Change since previous quarter
Quarter ending June 2017	19,265	
Quarter ending September 2017	19,270	→
Quarter ending December 2017	19,187	→
Quarter ending March 2018	19,209	→
Quarter ending June 2018	18,914	↓
Variance since June 2017	(1.8%)	↓



ACTIVITY



Adjusted Scheduled Activity (UDA)		
Month	2018	2019
April	1,468	1,817
May	4,834	6,483
June	8,651	10,065
July	13,778	
August	17,688	
September	21,893	
October	25,901	
November	30,314	
December	34,429	
January	37,991	
February	43,904	
March	49,390	
April	52,647	
May	52,669	
June	52,666	

QUALITY

	Quantity	Base Number	Contract	AT	Region	England
% of FP17s for the same patient ID Re-attending within 3 months - Children	133	1,468	9.1%	10.5%	11.5%	11.5%
% of FP17s for the same patient ID Re-attending within 3 months - Adults	500	3,033	16.5%	15.7%	16.6%	15.4%
% of FP17s for the same patient ID Re-attending between 3 & 9 months - Children	489	1,468	33.3%	44.8%	48.8%	58.9%
% of FP17s for the same patient ID Re-attending between 3 & 9 months - Adults	796	3,033	26.2%	37.3%	39.3%	51.6%
% of FP17s for Band 1 Urgent Courses	623	3,663	17.0%	10.9%	10.6%	8.9%
% of FP17s Relating to Free Repair or Replacements	20	3,663	0.5%	0.5%	0.5%	0.8%
% of FP17s Relating to Continuations	19	3,663	0.5%	0.7%	0.7%	0.9%
% of Patients satisfied with the dentistry they have received	7	7	N/A	91.0%	90.4%	93.2%
% of Patients satisfied with the time they had to wait for an appointment	7	7	N/A	83.8%	85.3%	88.8%

* This is based on patients treated on this contract for their most recent course of treatment. Figures in italics indicate the base number of FP17s or Patient Questionnaire responses are less than 100. N/A is shown where the base number of responses is less than 10 during the period. % is calculated as Quantity/Base number*100

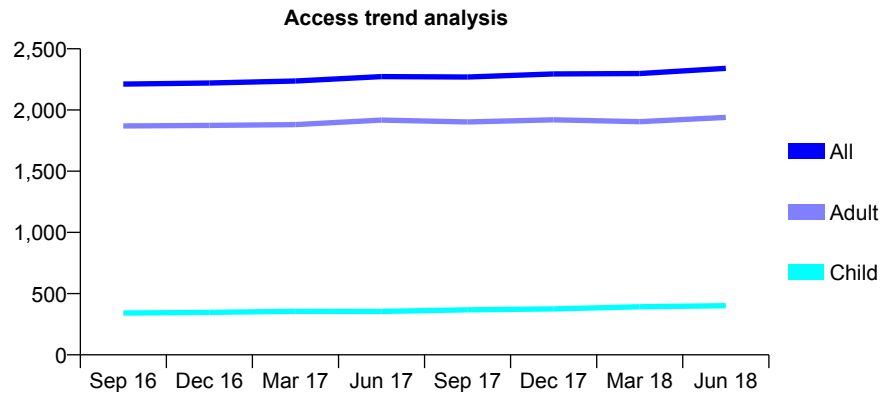
Q61 - Vital Signs At a Glance Contract Report for 110175/0001 - June 2018

Name or company name	Dr N Radia and Dr K Rughani
Contract type name	GDS Contract
Purpose of contract	General
Contract start date	03/12/2012
Contract end date	

18/19 Contracted general activity (UDA)	6,929
Carry forward general activity (UDA)	0
18/19 Contracted orthodontic activity (UOA)	0
Carry forward orthodontic activity (UOA)	0
Baseline contract value	£190,336.71

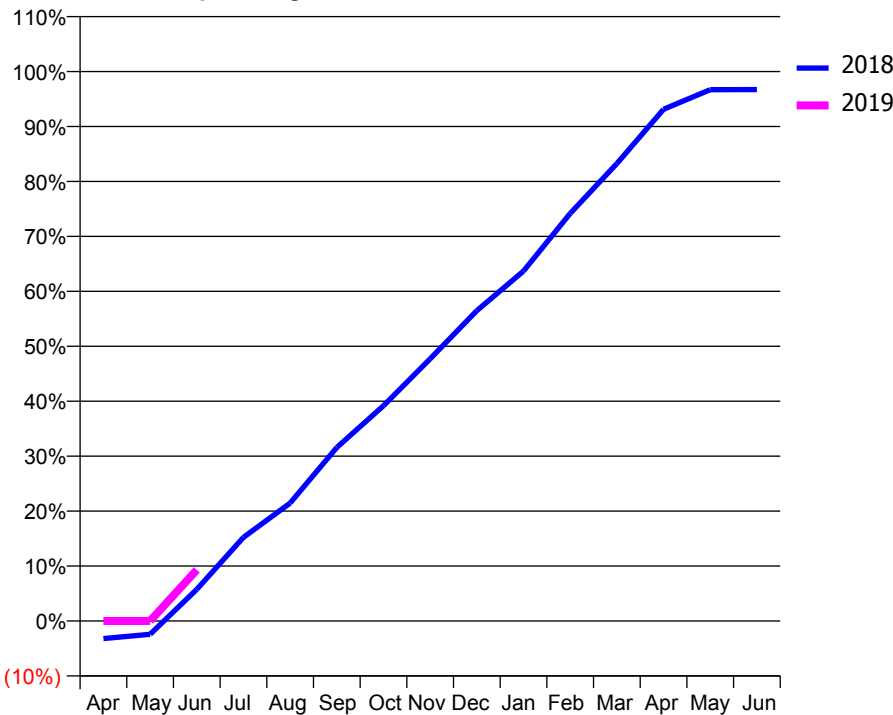
ACCESS*

Patients seen in 24 months	Total	Change since previous quarter
Quarter ending June 2017	2,273	
Quarter ending September 2017	2,270	→
Quarter ending December 2017	2,295	→
Quarter ending March 2018	2,298	→
Quarter ending June 2018	2,340	→
Variance since June 2017	2.9%	↑



ACTIVITY

Cumulative percentage of contracted UDA delivered 2018 & 2019



Month	Adjusted Scheduled Activity (UDA)	
	2018	2019
April	-223	0
May	-169	1
June	400	645
July	1,055	
August	1,487	
September	2,189	
October	2,715	
November	3,307	
December	3,914	
January	4,412	
February	5,140	
March	5,769	
April	6,452	
May	6,700	
June	6,702	

QUALITY

	Quantity	Base Number	Contract	AT	Region	England
% of FP17s for the same patient ID Re-attending within 3 months - Children	22	165	13.3%	10.5%	11.5%	11.5%
% of FP17s for the same patient ID Re-attending within 3 months - Adults	82	736	11.1%	15.7%	16.6%	15.4%
% of FP17s for the same patient ID Re-attending between 3 & 9 months - Children	110	165	66.7%	44.8%	48.8%	58.9%
% of FP17s for the same patient ID Re-attending between 3 & 9 months - Adults	525	736	71.3%	37.3%	39.3%	51.6%
% of FP17s for Band 1 Urgent Courses	26	451	5.8%	10.9%	10.6%	8.9%
% of FP17s Relating to Free Repair or Replacements	3	451	0.7%	0.5%	0.5%	0.8%
% of FP17s Relating to Continuations	3	451	0.7%	0.7%	0.7%	0.9%
% of Patients satisfied with the dentistry they have received	7	8	N/A	91.0%	90.4%	93.2%
% of Patients satisfied with the time they had to wait for an appointment	7	8	N/A	83.8%	85.3%	88.8%

* This is based on patients treated on this contract for their most recent course of treatment. Figures in italics indicate the base number of FP17s or Patient Questionnaire responses are less than 100. N/A is shown where the base number of responses is less than 10 during the period. % is calculated as Quantity/Base number*100

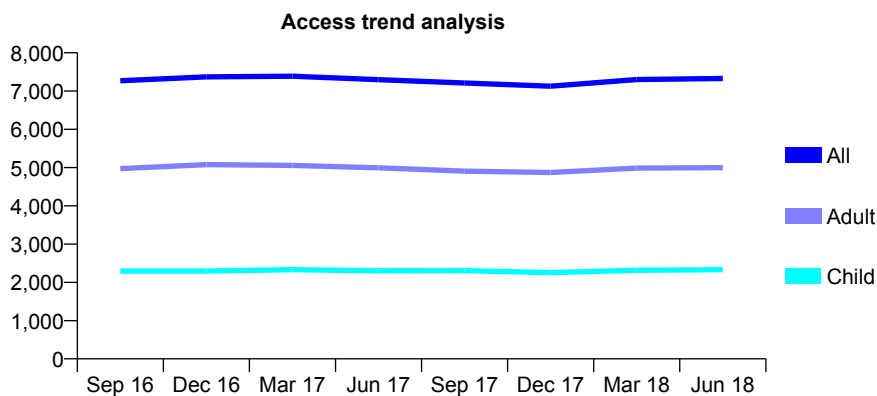
Q61 - Vital Signs At a Glance Contract Report for 110582/0001 - June 2018

Name or company name	MR S DARVISH-KOJOURI
Contract type name	GDS Contract
Purpose of contract	General
Contract start date	01/06/2013
Contract end date	

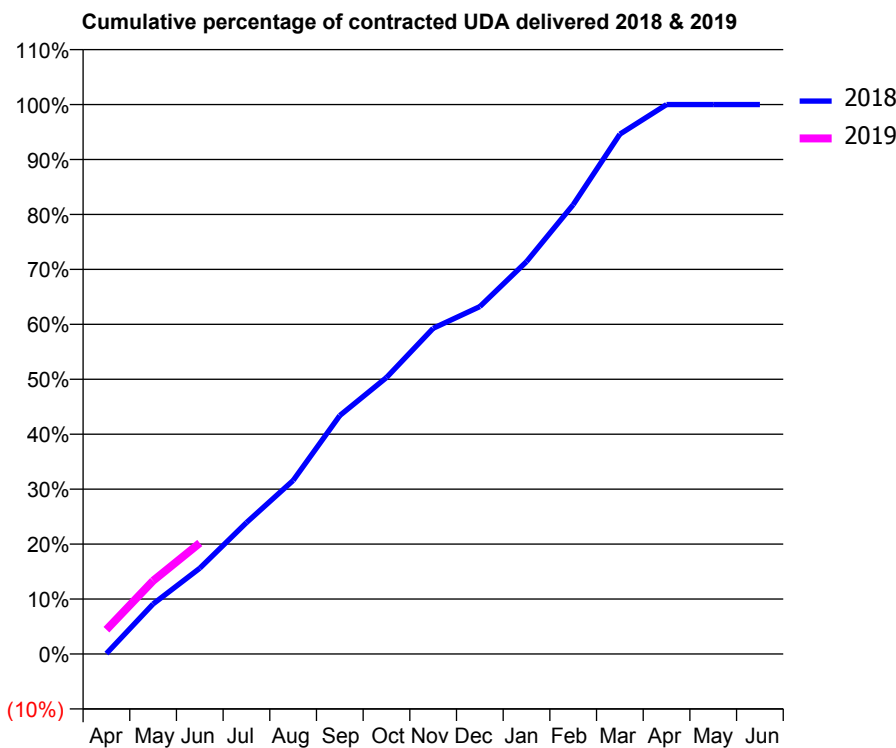
18/19 Contracted general activity (UDA)	21,262
Carry forward general activity (UDA)	0
18/19 Contracted orthodontic activity (UOA)	0
Carry forward orthodontic activity (UOA)	0
Baseline contract value	£614,311.27

ACCESS*

Patients seen in 24 months	Total	Change since previous quarter
Quarter ending June 2017	7,296	
Quarter ending September 2017	7,212	↓
Quarter ending December 2017	7,126	↓
Quarter ending March 2018	7,300	↑
Quarter ending June 2018	7,330	→
Variance since June 2017	0.5%	→



ACTIVITY



Month	Adjusted Scheduled Activity (UDA)	
	2018	2019
April	17	943
May	1,937	2,836
June	3,322	4,297
July	5,087	
August	6,714	
September	9,227	
October	10,696	
November	12,604	
December	13,445	
January	15,181	
February	17,387	
March	20,115	
April	21,263	
May	21,263	
June	21,263	

QUALITY

	Quantity	Base Number	Contract	AT	Region	England
% of FP17s for the same patient ID Re-attending within 3 months - Children	64	683	9.4%	10.5%	11.5%	11.5%
% of FP17s for the same patient ID Re-attending within 3 months - Adults	175	1,247	14.0%	15.7%	16.6%	15.4%
% of FP17s for the same patient ID Re-attending between 3 & 9 months - Children	303	683	44.4%	44.8%	48.8%	58.9%
% of FP17s for the same patient ID Re-attending between 3 & 9 months - Adults	452	1,247	36.2%	37.3%	39.3%	51.6%
% of FP17s for Band 1 Urgent Courses	250	1,651	15.1%	10.9%	10.6%	8.9%
% of FP17s Relating to Free Repair or Replacements	6	1,651	0.4%	0.5%	0.5%	0.8%
% of FP17s Relating to Continuations	23	1,651	1.4%	0.7%	0.7%	0.9%
% of Patients satisfied with the dentistry they have received	4	4	N/A	91.0%	90.4%	93.2%
% of Patients satisfied with the time they had to wait for an appointment	2	4	N/A	83.8%	85.3%	88.8%

* This is based on patients treated on this contract for their most recent course of treatment. Figures in italics indicate the base number of FP17s or Patient Questionnaire responses are less than 100. N/A is shown where the base number of responses is less than 10 during the period. % is calculated as Quantity/Base number*100

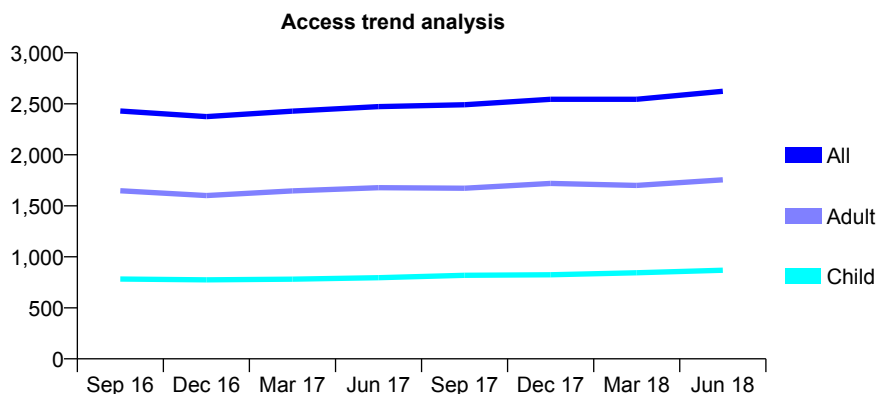
Q61 - Vital Signs At a Glance Contract Report for 110981/0001 - June 2018

Name or company name	Wellesley House Dental Practice Ltd
Contract type name	GDS Contract
Purpose of contract	General
Contract start date	01/06/2011
Contract end date	

18/19 Contracted general activity (UDA)	10,303
Carry forward general activity (UDA)	0
18/19 Contracted orthodontic activity (UOA)	0
Carry forward orthodontic activity (UOA)	0
Baseline contract value	£336,001.37

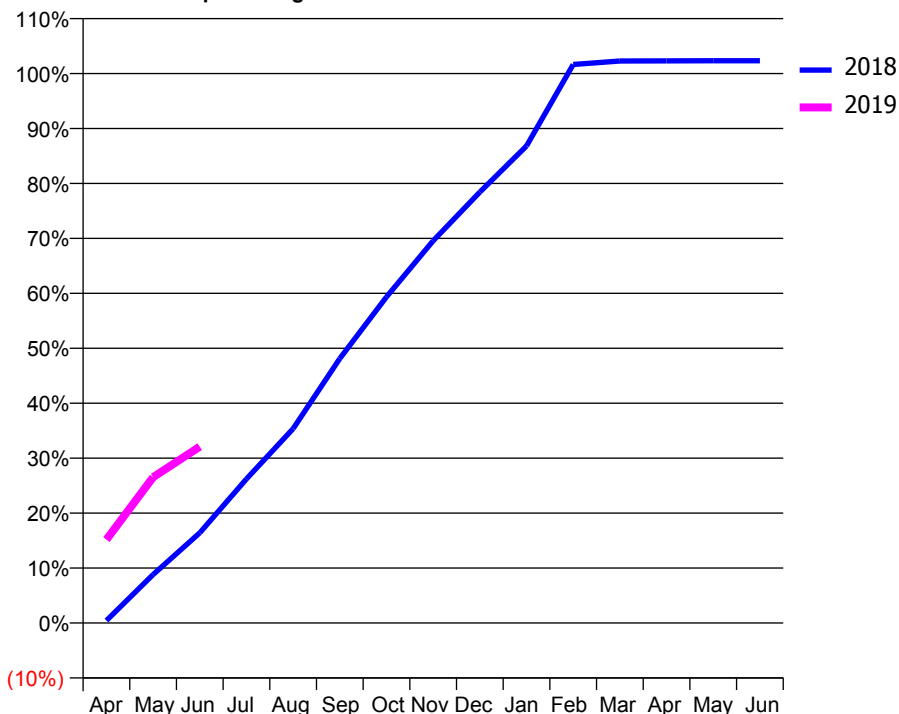
ACCESS*

Patients seen in 24 months	Total	Change since previous quarter
Quarter ending June 2017	2,473	
Quarter ending September 2017	2,491	→
Quarter ending December 2017	2,544	↑
Quarter ending March 2018	2,544	→
Quarter ending June 2018	2,623	↑
Variance since June 2017	6.1%	↑



ACTIVITY

Cumulative percentage of contracted UDA delivered 2018 & 2019



Month	Adjusted Scheduled Activity (UDA)	
	2018	2019
April	46	1,563
May	909	2,733
June	1,692	3,306
July	2,703	
August	3,644	
September	4,960	
October	6,114	
November	7,167	
December	8,079	
January	8,944	
February	10,472	
March	10,538	
April	10,541	
May	10,543	
June	10,543	

QUALITY

	Quantity	Base Number	Contract	AT	Region	England
% of FP17s for the same patient ID Re-attending within 3 months - Children	52	319	16.3%	10.5%	11.5%	11.5%
% of FP17s for the same patient ID Re-attending within 3 months - Adults	86	600	14.3%	15.7%	16.6%	15.4%
% of FP17s for the same patient ID Re-attending between 3 & 9 months - Children	158	319	49.5%	44.8%	48.8%	58.9%
% of FP17s for the same patient ID Re-attending between 3 & 9 months - Adults	263	600	43.8%	37.3%	39.3%	51.6%
% of FP17s for Band 1 Urgent Courses	42	914	4.6%	10.9%	10.6%	8.9%
% of FP17s Relating to Free Repair or Replacements	16	914	1.8%	0.5%	0.5%	0.8%
% of FP17s Relating to Continuations	18	914	2.0%	0.7%	0.7%	0.9%
% of Patients satisfied with the dentistry they have received	0	1	N/A	91.0%	90.4%	93.2%
% of Patients satisfied with the time they had to wait for an appointment	1	1	N/A	83.8%	85.3%	88.8%

* This is based on patients treated on this contract for their most recent course of treatment. Figures in italics indicate the base number of FP17s or Patient Questionnaire responses are less than 100. N/A is shown where the base number of responses is less than 10 during the period. % is calculated as Quantity/Base number*100

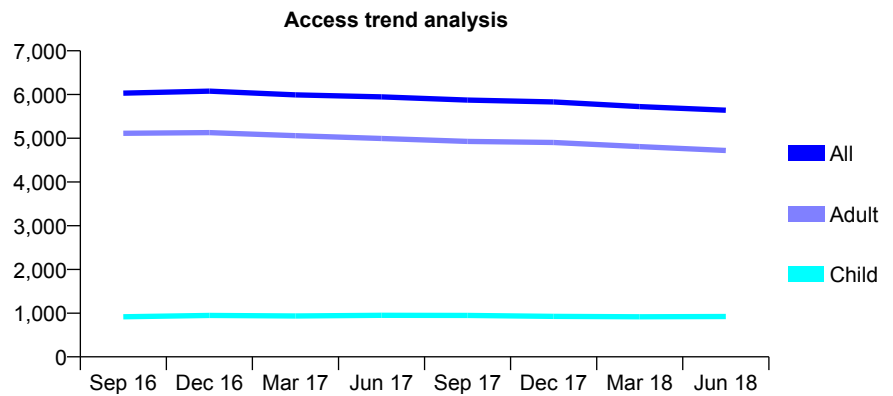
Q61 - Vital Signs At a Glance Contract Report for 111007/0001 - June 2018

Name or company name	Camden Dental Centre
Contract type name	GDS Contract
Purpose of contract	General
Contract start date	01/06/2010
Contract end date	

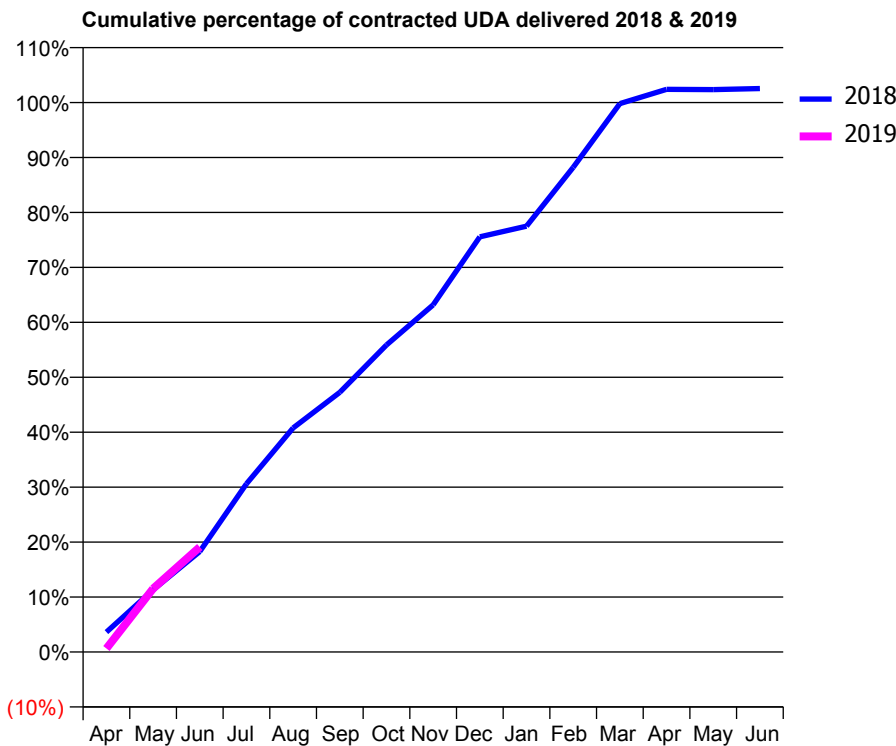
18/19 Contracted general activity (UDA)	20,108
Carry forward general activity (UDA)	0
18/19 Contracted orthodontic activity (UOA)	0
Carry forward orthodontic activity (UOA)	0
Baseline contract value	£569,005.23

ACCESS*

Patients seen in 24 months	Total	Change since previous quarter
Quarter ending June 2017	5,946	
Quarter ending September 2017	5,873	↓
Quarter ending December 2017	5,829	→
Quarter ending March 2018	5,725	↓
Quarter ending June 2018	5,642	↓
Variance since June 2017	(5.1%)	↓



ACTIVITY



Month	Adjusted Scheduled Activity (UDA)	
	2018	2019
April	728	130
May	2,278	2,320
June	3,676	3,844
July	6,156	
August	8,200	
September	9,502	
October	11,234	
November	12,705	
December	15,194	
January	15,581	
February	17,734	
March	20,066	
April	20,587	
May	20,580	
June	20,620	

QUALITY

	Quantity	Base Number	Contract	AT	Region	England
% of FP17s for the same patient ID Re-attending within 3 months - Children	26	249	10.4%	10.5%	11.5%	11.5%
% of FP17s for the same patient ID Re-attending within 3 months - Adults	134	1,095	12.2%	15.7%	16.6%	15.4%
% of FP17s for the same patient ID Re-attending between 3 & 9 months - Children	75	249	30.1%	44.8%	48.8%	58.9%
% of FP17s for the same patient ID Re-attending between 3 & 9 months - Adults	356	1,095	32.5%	37.3%	39.3%	51.6%
% of FP17s for Band 1 Urgent Courses	170	1,125	15.1%	10.9%	10.6%	8.9%
% of FP17s Relating to Free Repair or Replacements	12	1,125	1.1%	0.5%	0.5%	0.8%
% of FP17s Relating to Continuations	1	1,125	0.1%	0.7%	0.7%	0.9%
% of Patients satisfied with the dentistry they have received	8	10	80.0%	91.0%	90.4%	93.2%
% of Patients satisfied with the time they had to wait for an appointment	9	10	90.0%	83.8%	85.3%	88.8%

* This is based on patients treated on this contract for their most recent course of treatment. Figures in italics indicate the base number of FP17s or Patient Questionnaire responses are less than 100. N/A is shown where the base number of responses is less than 10 during the period. % is calculated as Quantity/Base number*100

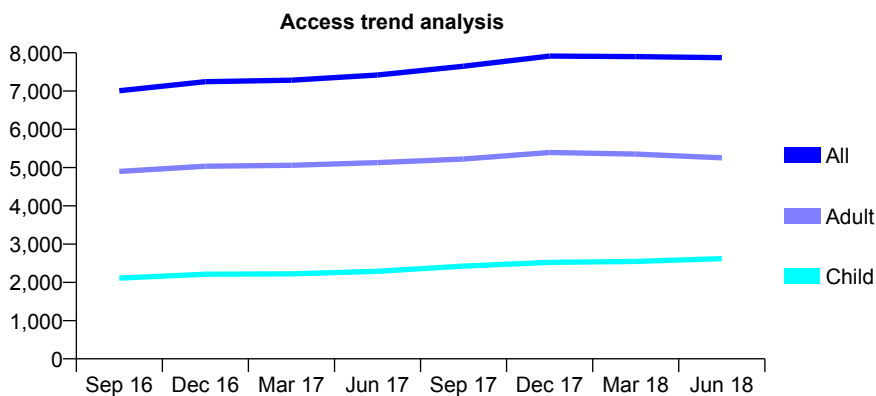
Q61 - Vital Signs At a Glance Contract Report for 11171/0001 - June 2018

Name or company name	Gale Street Limited
Contract type name	GDS Contract
Purpose of contract	General
Contract start date	01/08/2011
Contract end date	

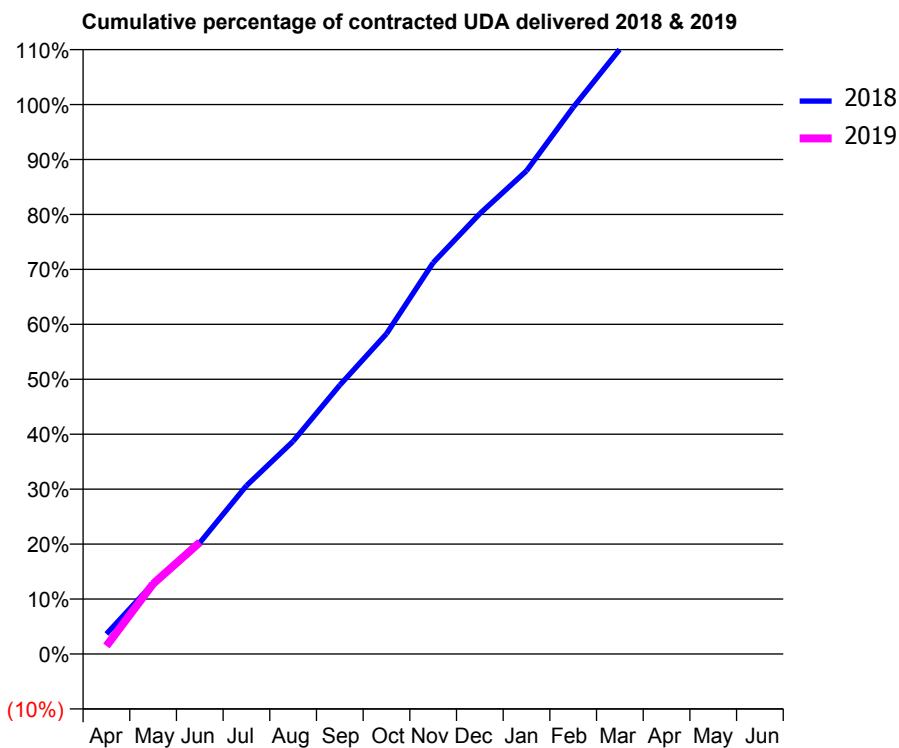
18/19 Contracted general activity (UDA)	21,775
Carry forward general activity (UDA)	0
18/19 Contracted orthodontic activity (UOA)	0
Carry forward orthodontic activity (UOA)	0
Baseline contract value	£710,031.46

ACCESS*

Patients seen in 24 months	Total	Change since previous quarter
Quarter ending June 2017	7,419	
Quarter ending September 2017	7,649	↑
Quarter ending December 2017	7,914	↑
Quarter ending March 2018	7,901	→
Quarter ending June 2018	7,873	→
Variance since June 2017	6.1%	↑



ACTIVITY



Month	Adjusted Scheduled Activity (UDA)	
	2018	2019
April	795	318
May	2,790	2,782
June	4,408	4,427
July	6,672	
August	8,429	
September	10,654	
October	12,690	
November	15,507	
December	17,453	
January	19,146	
February	21,665	
March	23,967	
April	24,142	
May	24,836	
June	24,836	

QUALITY

	Quantity	Base Number	Contract	AT	Region	England
% of FP17s for the same patient ID Re-attending within 3 months - Children	28	560	5.0%	10.5%	11.5%	11.5%
% of FP17s for the same patient ID Re-attending within 3 months - Adults	190	1,131	16.8%	15.7%	16.6%	15.4%
% of FP17s for the same patient ID Re-attending between 3 & 9 months - Children	136	560	24.3%	44.8%	48.8%	58.9%
% of FP17s for the same patient ID Re-attending between 3 & 9 months - Adults	311	1,131	27.5%	37.3%	39.3%	51.6%
% of FP17s for Band 1 Urgent Courses	138	1,417	9.7%	10.9%	10.6%	8.9%
% of FP17s Relating to Free Repair or Replacements	26	1,417	1.8%	0.5%	0.5%	0.8%
% of FP17s Relating to Continuations	6	1,417	0.4%	0.7%	0.7%	0.9%
% of Patients satisfied with the dentistry they have received	5	6	N/A	91.0%	90.4%	93.2%
% of Patients satisfied with the time they had to wait for an appointment	4	6	N/A	83.8%	85.3%	88.8%

* This is based on patients treated on this contract for their most recent course of treatment. Figures in italics indicate the base number of FP17s or Patient Questionnaire responses are less than 100. N/A is shown where the base number of responses is less than 10 during the period. % is calculated as Quantity/Base number*100

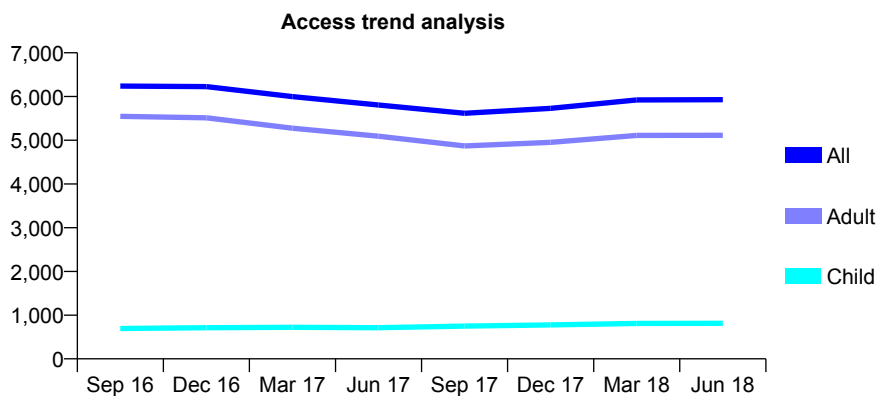
Q61 - Vital Signs At a Glance Contract Report for 113247/0001 - June 2018

Name or company name	Chalton Street Dental
Contract type name	GDS Contract
Purpose of contract	General
Contract start date	01/04/2010
Contract end date	

18/19 Contracted general activity (UDA)	14,297
Carry forward general activity (UDA)	0
18/19 Contracted orthodontic activity (UOA)	0
Carry forward orthodontic activity (UOA)	0
Baseline contract value	£381,106.55

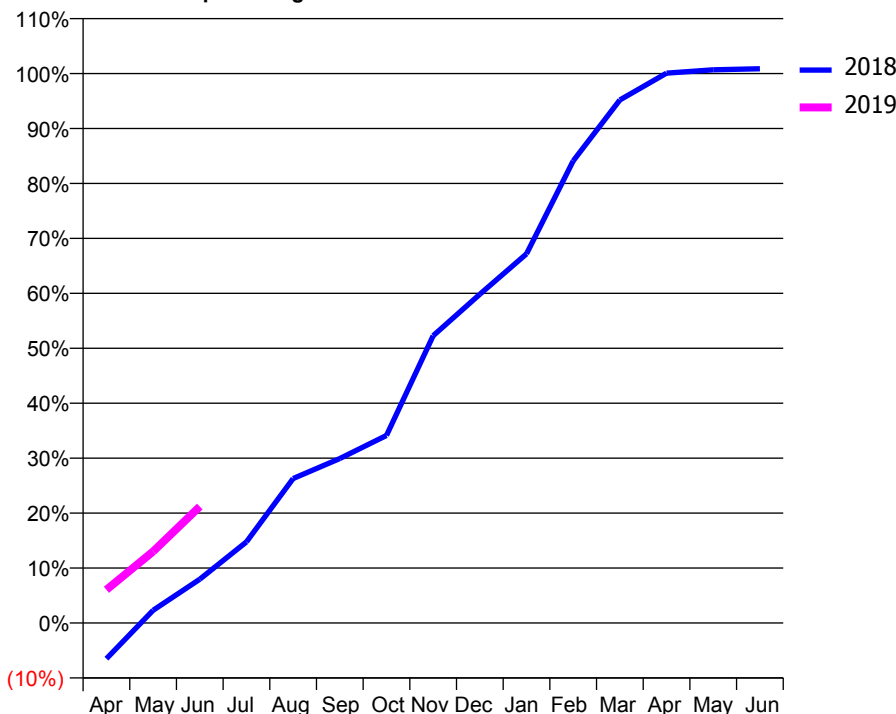
ACCESS*

Patients seen in 24 months	Total	Change since previous quarter
Quarter ending June 2017	5,806	
Quarter ending September 2017	5,618	↓
Quarter ending December 2017	5,730	→
Quarter ending March 2018	5,921	↑
Quarter ending June 2018	5,929	→
Variance since June 2017	2.1%	↑



ACTIVITY

Cumulative percentage of contracted UDA delivered 2018 & 2019



Adjusted Scheduled Activity (UDA)

Month	2018	2019
April	-933	865
May	331	1,863
June	1,140	3,031
July	2,111	
August	3,759	
September	4,280	
October	4,881	
November	7,474	
December	8,553	
January	9,604	
February	12,024	
March	13,610	
April	14,306	
May	14,394	
June	14,421	

QUALITY

	Quantity	Base Number	Contract	AT	Region	England
% of FP17s for the same patient ID Re-attending within 3 months - Children	34	317	10.7%	10.5%	11.5%	11.5%
% of FP17s for the same patient ID Re-attending within 3 months - Adults	155	1,398	11.1%	15.7%	16.6%	15.4%
% of FP17s for the same patient ID Re-attending between 3 & 9 months - Children	154	317	48.6%	44.8%	48.8%	58.9%
% of FP17s for the same patient ID Re-attending between 3 & 9 months - Adults	560	1,398	40.1%	37.3%	39.3%	51.6%
% of FP17s for Band 1 Urgent Courses	106	1,299	8.2%	10.9%	10.6%	8.9%
% of FP17s Relating to Free Repair or Replacements	9	1,299	0.7%	0.5%	0.5%	0.8%
% of FP17s Relating to Continuations	0	1,299	0.0%	0.7%	0.7%	0.9%
% of Patients satisfied with the dentistry they have received	0	2	N/A	91.0%	90.4%	93.2%
% of Patients satisfied with the time they had to wait for an appointment	0	2	N/A	83.8%	85.3%	88.8%

* This is based on patients treated on this contract for their most recent course of treatment. Figures in italics indicate the base number of FP17s or Patient Questionnaire responses are less than 100. N/A is shown where the base number of responses is less than 10 during the period. % is calculated as Quantity/Base number*100

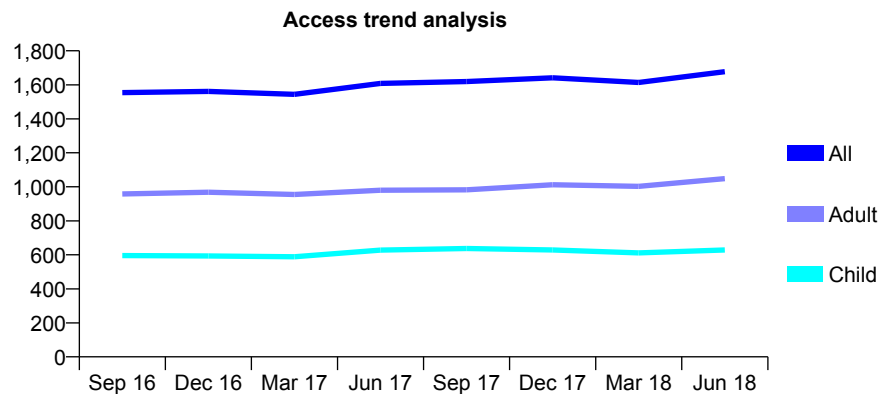
Q61 - Vital Signs At a Glance Contract Report for 114723/0001 - June 2018

Name or company name	Romford Road Dental Centre
Contract type name	GDS Contract
Purpose of contract	General
Contract start date	01/01/2011
Contract end date	

18/19 Contracted general activity (UDA)	5,482
Carry forward general activity (UDA)	0
18/19 Contracted orthodontic activity (UOA)	0
Carry forward orthodontic activity (UOA)	0
Baseline contract value	£148,553.17

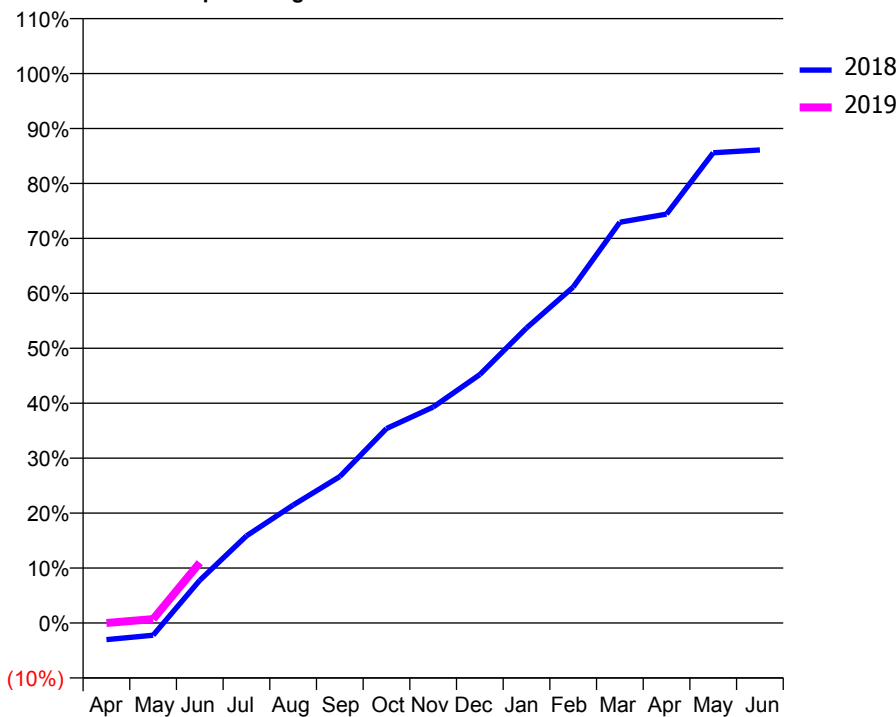
ACCESS*

Patients seen in 24 months	Total	Change since previous quarter
Quarter ending June 2017	1,608	
Quarter ending September 2017	1,619	→
Quarter ending December 2017	1,641	→
Quarter ending March 2018	1,614	↓
Quarter ending June 2018	1,677	↑
Variance since June 2017	4.3%	↑



ACTIVITY

Cumulative percentage of contracted UDA delivered 2018 & 2019



Month	Adjusted Scheduled Activity (UDA)	
	2018	2019
April	-167	0
May	-122	40
June	426	602
July	870	
August	1,177	
September	1,461	
October	1,940	
November	2,154	
December	2,479	
January	2,943	
February	3,352	
March	3,998	
April	4,079	
May	4,691	
June	4,719	

QUALITY

	Quantity	Base Number	Contract	AT	Region	England
% of FP17s for the same patient ID Re-attending within 3 months - Children	9	128	7.0%	10.5%	11.5%	11.5%
% of FP17s for the same patient ID Re-attending within 3 months - Adults	27	236	11.4%	15.7%	16.6%	15.4%
% of FP17s for the same patient ID Re-attending between 3 & 9 months - Children	23	128	18.0%	44.8%	48.8%	58.9%
% of FP17s for the same patient ID Re-attending between 3 & 9 months - Adults	38	236	16.1%	37.3%	39.3%	51.6%
% of FP17s for Band 1 Urgent Courses	25	173	14.5%	10.9%	10.6%	8.9%
% of FP17s Relating to Free Repair or Replacements	1	173	0.6%	0.5%	0.5%	0.8%
% of FP17s Relating to Continuations	0	173	0.0%	0.7%	0.7%	0.9%
% of Patients satisfied with the dentistry they have received	0	0	N/A	91.0%	90.4%	93.2%
% of Patients satisfied with the time they had to wait for an appointment	0	0	N/A	83.8%	85.3%	88.8%

* This is based on patients treated on this contract for their most recent course of treatment. Figures in italics indicate the base number of FP17s or Patient Questionnaire responses are less than 100. N/A is shown where the base number of responses is less than 10 during the period. % is calculated as Quantity/Base number*100

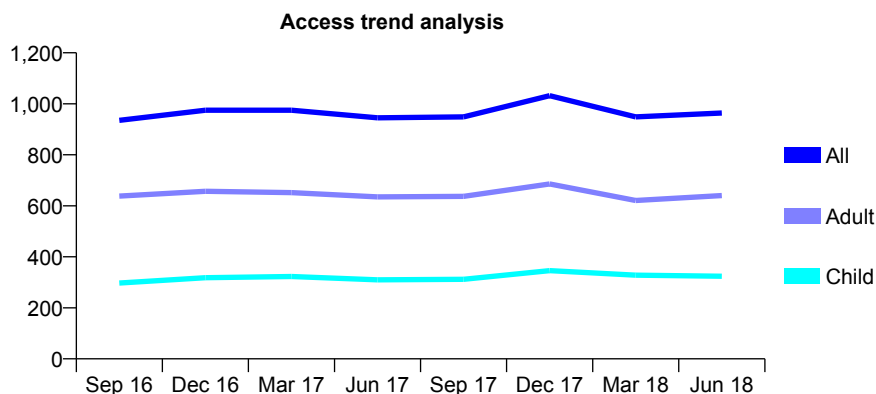
Q61 - Vital Signs At a Glance Contract Report for 115398/0001 - June 2018

Name or company name	Mrs S Hossein Pour Tehrani, Mr P Negahb:
Contract type name	GDS Contract
Purpose of contract	General
Contract start date	04/09/2013
Contract end date	

18/19 Contracted general activity (UDA)	3,202
Carry forward general activity (UDA)	0
18/19 Contracted orthodontic activity (UOA)	0
Carry forward orthodontic activity (UOA)	0
Baseline contract value	£84,841.13

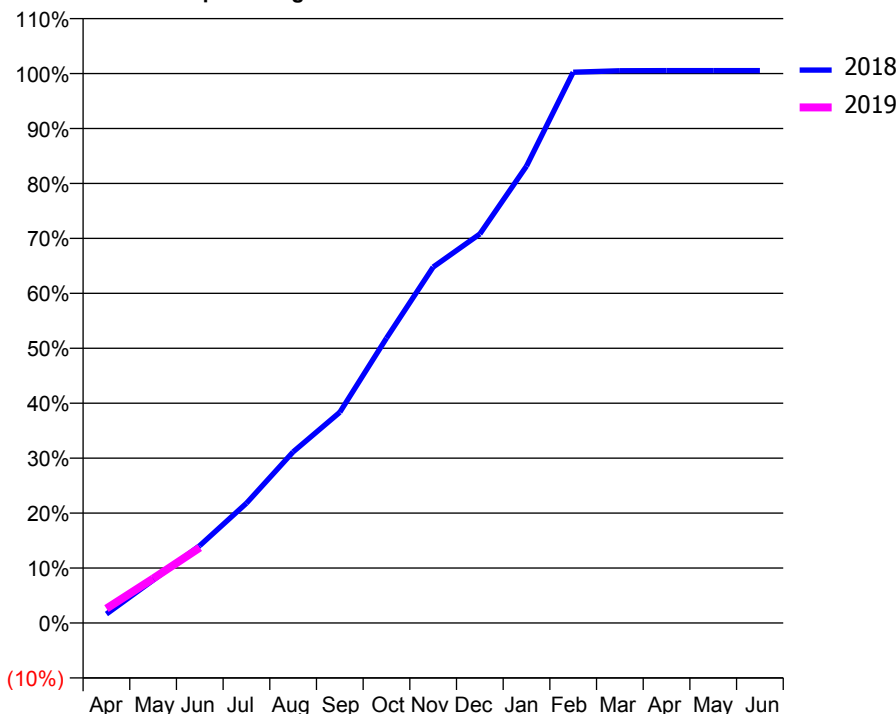
ACCESS*

Patients seen in 24 months	Total	Change since previous quarter
Quarter ending June 2017	945	
Quarter ending September 2017	949	→
Quarter ending December 2017	1,032	↑
Quarter ending March 2018	949	↓
Quarter ending June 2018	964	→
Variance since June 2017	2.0%	↑



ACTIVITY

Cumulative percentage of contracted UDA delivered 2018 & 2019



Adjusted Scheduled Activity (UDA)

Month	2018	2019
April	53	85
May	250	259
June	451	440
July	698	
August	997	
September	1,228	
October	1,660	
November	2,074	
December	2,267	
January	2,662	
February	3,210	
March	3,218	
April	3,219	
May	3,219	
June	3,219	

QUALITY

	Quantity	Base Number	Contract	AT	Region	England
% of FP17s for the same patient ID Re-attending within 3 months - Children	0	76	0.0%	10.5%	11.5%	11.5%
% of FP17s for the same patient ID Re-attending within 3 months - Adults	2	138	1.4%	15.7%	16.6%	15.4%
% of FP17s for the same patient ID Re-attending between 3 & 9 months - Children	38	76	50.0%	44.8%	48.8%	58.9%
% of FP17s for the same patient ID Re-attending between 3 & 9 months - Adults	47	138	34.1%	37.3%	39.3%	51.6%
% of FP17s for Band 1 Urgent Courses	28	212	13.2%	10.9%	10.6%	8.9%
% of FP17s Relating to Free Repair or Replacements	0	212	0.0%	0.5%	0.5%	0.8%
% of FP17s Relating to Continuations	0	212	0.0%	0.7%	0.7%	0.9%
% of Patients satisfied with the dentistry they have received	0	0	N/A	91.0%	90.4%	93.2%
% of Patients satisfied with the time they had to wait for an appointment	0	0	N/A	83.8%	85.3%	88.8%

* This is based on patients treated on this contract for their most recent course of treatment. Figures in italics indicate the base number of FP17s or Patient Questionnaire responses are less than 100. N/A is shown where the base number of responses is less than 10 during the period. % is calculated as Quantity/Base number*100

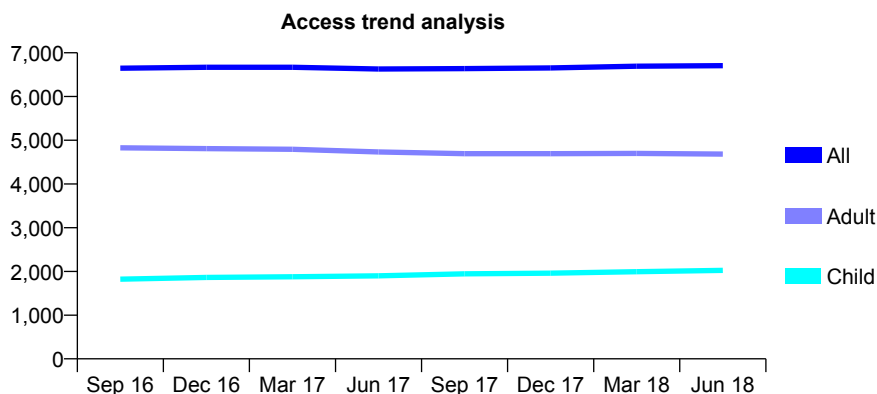
Q61 - Vital Signs At a Glance Contract Report for 117021/0001 - June 2018

Name or company name	N12 Dental Care
Contract type name	GDS Contract
Purpose of contract	General
Contract start date	01/11/2007
Contract end date	

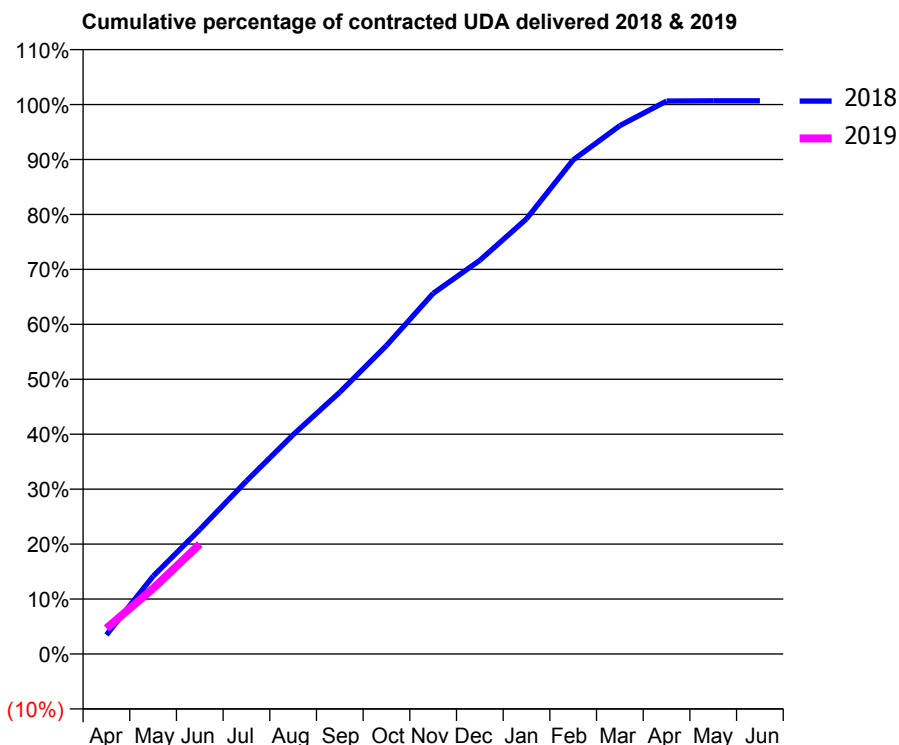
18/19 Contracted general activity (UDA)	17,477
Carry forward general activity (UDA)	0
18/19 Contracted orthodontic activity (UOA)	0
Carry forward orthodontic activity (UOA)	0
Baseline contract value	£433,485.38

ACCESS*

Patients seen in 24 months	Total	Change since previous quarter
Quarter ending June 2017	6,630	
Quarter ending September 2017	6,639	→
Quarter ending December 2017	6,653	→
Quarter ending March 2018	6,692	→
Quarter ending June 2018	6,707	→
Variance since June 2017	1.2%	→



ACTIVITY



Month	Adjusted Scheduled Activity (UDA)	
	2018	2019
April	610	818
May	2,474	2,084
June	3,958	3,498
July	5,502	
August	6,973	
September	8,328	
October	9,812	
November	11,472	
December	12,521	
January	13,841	
February	15,715	
March	16,807	
April	17,588	
May	17,595	
June	17,595	

QUALITY

	Quantity	Base Number	Contract	AT	Region	England
% of FP17s for the same patient ID Re-attending within 3 months - Children	39	633	6.2%	10.5%	11.5%	11.5%
% of FP17s for the same patient ID Re-attending within 3 months - Adults	114	1,170	9.7%	15.7%	16.6%	15.4%
% of FP17s for the same patient ID Re-attending between 3 & 9 months - Children	256	633	40.4%	44.8%	48.8%	58.9%
% of FP17s for the same patient ID Re-attending between 3 & 9 months - Adults	438	1,170	37.4%	37.3%	39.3%	51.6%
% of FP17s for Band 1 Urgent Courses	130	1,459	8.9%	10.9%	10.6%	8.9%
% of FP17s Relating to Free Repair or Replacements	0	1,459	0.0%	0.5%	0.5%	0.8%
% of FP17s Relating to Continuations	5	1,459	0.3%	0.7%	0.7%	0.9%
% of Patients satisfied with the dentistry they have received	4	4	N/A	91.0%	90.4%	93.2%
% of Patients satisfied with the time they had to wait for an appointment	4	4	N/A	83.8%	85.3%	88.8%

* This is based on patients treated on this contract for their most recent course of treatment. Figures in italics indicate the base number of FP17s or Patient Questionnaire responses are less than 100. N/A is shown where the base number of responses is less than 10 during the period. % is calculated as Quantity/Base number*100

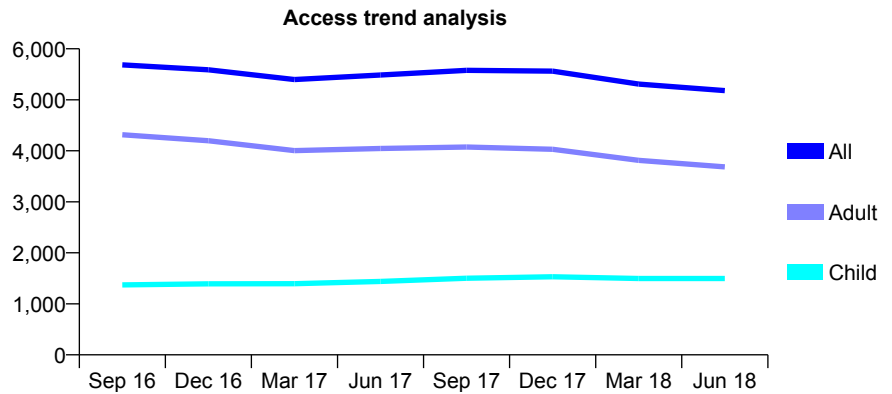
Q61 - Vital Signs At a Glance Contract Report for 117439/0001 - June 2018

Name or company name	Wapping Dental Centre
Contract type name	GDS Contract
Purpose of contract	General
Contract start date	01/04/2013
Contract end date	

18/19 Contracted general activity (UDA)	14,000
Carry forward general activity (UDA)	0
18/19 Contracted orthodontic activity (UOA)	0
Carry forward orthodontic activity (UOA)	0
Baseline contract value	£473,021.19

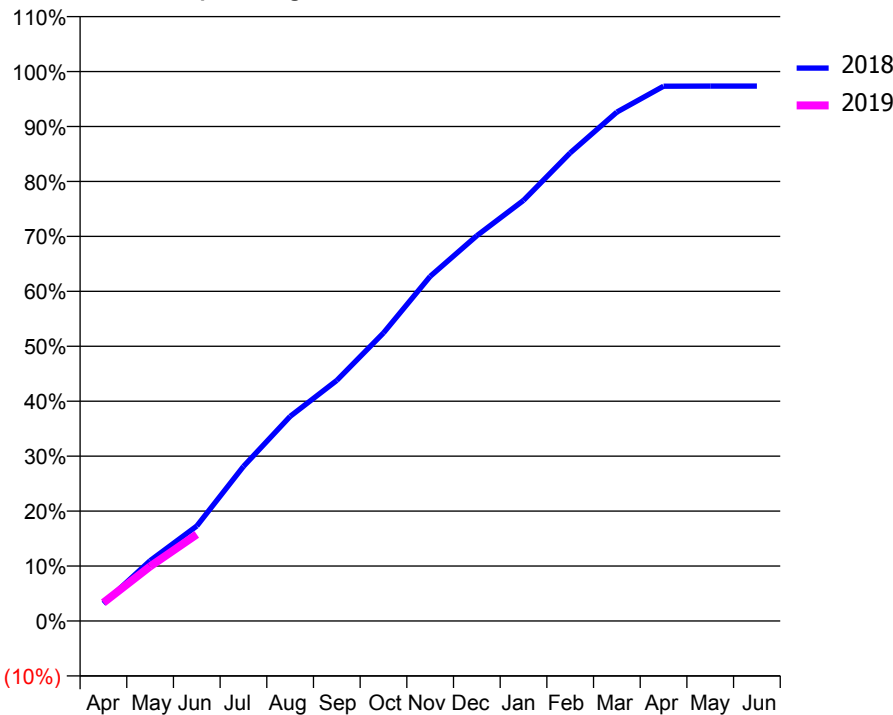
ACCESS*

Patients seen in 24 months	Total	Change since previous quarter
Quarter ending June 2017	5,487	
Quarter ending September 2017	5,577	→
Quarter ending December 2017	5,563	→
Quarter ending March 2018	5,309	↓
Quarter ending June 2018	5,180	↓
Variance since June 2017	(5.6%)	↓



ACTIVITY

Cumulative percentage of contracted UDA delivered 2018 & 2019



Month	Adjusted Scheduled Activity (UDA)	
	2018	2019
April	445	467
May	1,537	1,390
June	2,420	2,205
July	3,938	
August	5,213	
September	6,131	
October	7,340	
November	8,780	
December	9,817	
January	10,718	
February	11,926	
March	12,967	
April	13,625	
May	13,629	
June	13,629	

QUALITY

	Quantity	Base Number	Contract	AT	Region	England
% of FP17s for the same patient ID Re-attending within 3 months - Children	29	461	6.3%	10.5%	11.5%	11.5%
% of FP17s for the same patient ID Re-attending within 3 months - Adults	150	898	16.7%	15.7%	16.6%	15.4%
% of FP17s for the same patient ID Re-attending between 3 & 9 months - Children	247	461	53.6%	44.8%	48.8%	58.9%
% of FP17s for the same patient ID Re-attending between 3 & 9 months - Adults	391	898	43.5%	37.3%	39.3%	51.6%
% of FP17s for Band 1 Urgent Courses	146	1,093	13.4%	10.9%	10.6%	8.9%
% of FP17s Relating to Free Repair or Replacements	4	1,093	0.4%	0.5%	0.5%	0.8%
% of FP17s Relating to Continuations	1	1,093	0.1%	0.7%	0.7%	0.9%
% of Patients satisfied with the dentistry they have received	0	0	N/A	91.0%	90.4%	93.2%
% of Patients satisfied with the time they had to wait for an appointment	0	0	N/A	83.8%	85.3%	88.8%

* This is based on patients treated on this contract for their most recent course of treatment. Figures in italics indicate the base number of FP17s or Patient Questionnaire responses are less than 100. N/A is shown where the base number of responses is less than 10 during the period. % is calculated as Quantity/Base number*100

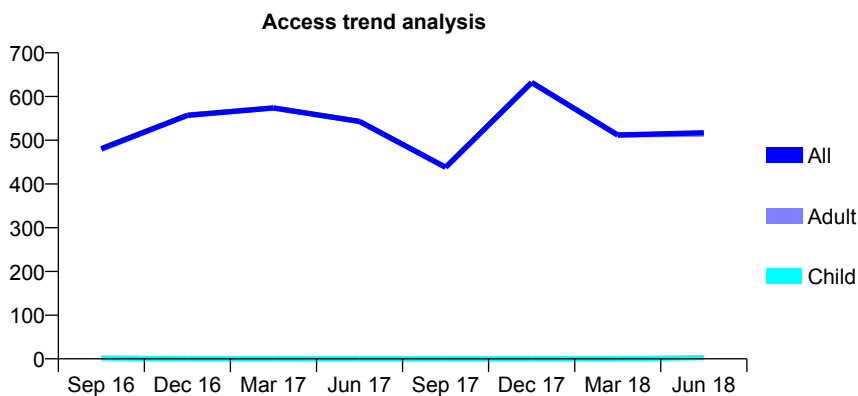
Q61 - Vital Signs At a Glance Contract Report for 118001/0006 - June 2018

Name or company name	Community Dental Service
Contract type name	PDS Contract
Purpose of contract	General
Contract start date	01/04/2014
Contract end date	30/06/2018

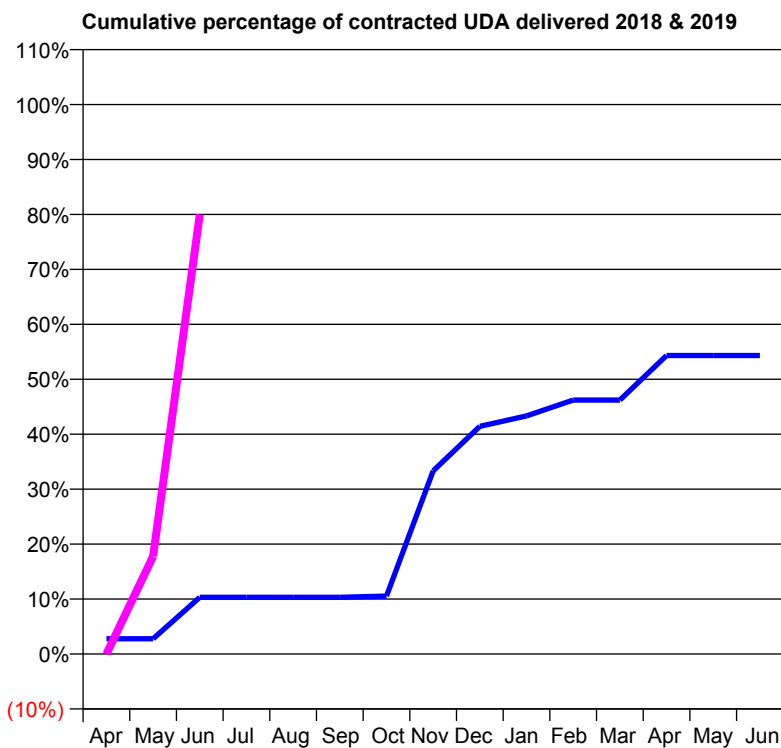
18/19 Contracted general activity (UDA)	225
Carry forward general activity (UDA)	0
18/19 Contracted orthodontic activity (UOA)	0
Carry forward orthodontic activity (UOA)	0
Baseline contract value	£14,156.66

ACCESS*

Patients seen in 24 months	Total	Change since previous quarter
Quarter ending June 2017	543	
Quarter ending September 2017	438	↓
Quarter ending December 2017	632	↑
Quarter ending March 2018	512	↓
Quarter ending June 2018	517	→
Variance since June 2017	(4.8%)	↓



ACTIVITY



Month	Adjusted Scheduled Activity (UDA)	
	2018	2019
April	25	0
May	25	40
June	93	180
July	93	
August	93	
September	93	
October	95	
November	300	
December	373	
January	390	
February	416	
March	416	
April	489	
May	489	
June	489	

QUALITY

	Quantity	Base Number	Contract	AT	Region	England
% of FP17s for the same patient ID Re-attending within 3 months - Children	0	4	0.0%	10.5%	11.5%	11.5%
% of FP17s for the same patient ID Re-attending within 3 months - Adults	0	114	0.0%	15.7%	16.6%	15.4%
% of FP17s for the same patient ID Re-attending between 3 & 9 months - Children	0	4	0.0%	44.8%	48.8%	58.9%
% of FP17s for the same patient ID Re-attending between 3 & 9 months - Adults	0	114	0.0%	37.3%	39.3%	51.6%
% of FP17s for Band 1 Urgent Courses	0	86	0.0%	10.9%	10.6%	8.9%
% of FP17s Relating to Free Repair or Replacements	0	86	0.0%	0.5%	0.5%	0.8%
% of FP17s Relating to Continuations	0	86	0.0%	0.7%	0.7%	0.9%
% of Patients satisfied with the dentistry they have received	0	0	N/A	91.0%	90.4%	93.2%
% of Patients satisfied with the time they had to wait for an appointment	0	0	N/A	83.8%	85.3%	88.8%

* This is based on patients treated on this contract for their most recent course of treatment. Figures in italics indicate the base number of FP17s or Patient Questionnaire responses are less than 100. N/A is shown where the base number of responses is less than 10 during the period. % is calculated as Quantity/Base number*100

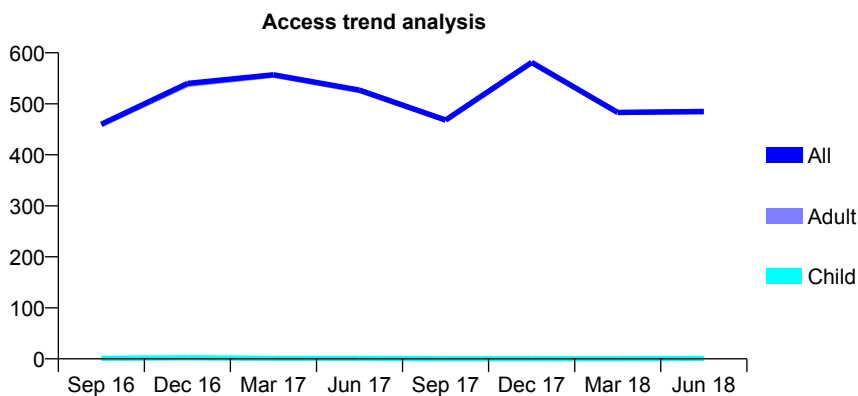
Q61 - Vital Signs At a Glance Contract Report for 118001/0007 - June 2018

Name or company name	Community Dental Service
Contract type name	PDS Contract
Purpose of contract	General
Contract start date	01/04/2014
Contract end date	30/06/2018

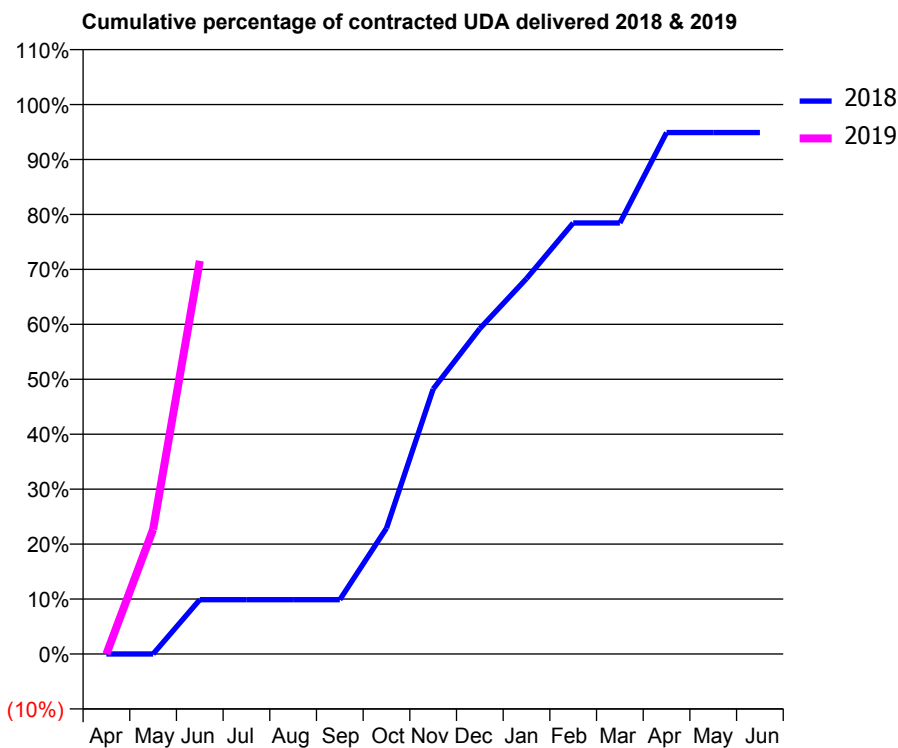
18/19 Contracted general activity (UDA)	225
Carry forward general activity (UDA)	0
18/19 Contracted orthodontic activity (UOA)	0
Carry forward orthodontic activity (UOA)	0
Baseline contract value	£14,156.66

ACCESS*

Patients seen in 24 months	Total	Change since previous quarter
Quarter ending June 2017	527	
Quarter ending September 2017	468	↓
Quarter ending December 2017	581	↑
Quarter ending March 2018	483	↓
Quarter ending June 2018	485	→
Variance since June 2017	(8.0%)	↓



ACTIVITY



Month	Adjusted Scheduled Activity (UDA)	
	2018	2019
April	0	0
May	0	51
June	89	161
July	89	
August	89	
September	89	
October	206	
November	434	
December	533	
January	615	
February	706	
March	706	
April	854	
May	854	
June	854	

QUALITY

	Quantity	Base Number	Contract	AT	Region	England
% of FP17s for the same patient ID Re-attending within 3 months - Children	0	2	0.0%	10.5%	11.5%	11.5%
% of FP17s for the same patient ID Re-attending within 3 months - Adults	2	116	1.7%	15.7%	16.6%	15.4%
% of FP17s for the same patient ID Re-attending between 3 & 9 months - Children	0	2	0.0%	44.8%	48.8%	58.9%
% of FP17s for the same patient ID Re-attending between 3 & 9 months - Adults	1	116	0.9%	37.3%	39.3%	51.6%
% of FP17s for Band 1 Urgent Courses	0	59	0.0%	10.9%	10.6%	8.9%
% of FP17s Relating to Free Repair or Replacements	0	59	0.0%	0.5%	0.5%	0.8%
% of FP17s Relating to Continuations	0	59	0.0%	0.7%	0.7%	0.9%
% of Patients satisfied with the dentistry they have received	0	0	N/A	91.0%	90.4%	93.2%
% of Patients satisfied with the time they had to wait for an appointment	0	0	N/A	83.8%	85.3%	88.8%

* This is based on patients treated on this contract for their most recent course of treatment. Figures in italics indicate the base number of FP17s or Patient Questionnaire responses are less than 100. N/A is shown where the base number of responses is less than 10 during the period. % is calculated as Quantity/Base number*100

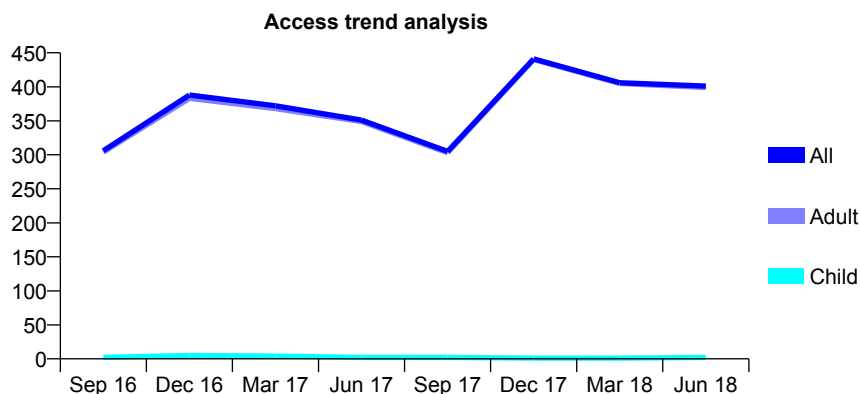
Q61 - Vital Signs At a Glance Contract Report for 118001/0008 - June 2018

Name or company name	Community Dental Service
Contract type name	PDS Contract
Purpose of contract	General
Contract start date	01/04/2014
Contract end date	30/06/2018

18/19 Contracted general activity (UDA)	225
Carry forward general activity (UDA)	0
18/19 Contracted orthodontic activity (UOA)	0
Carry forward orthodontic activity (UOA)	0
Baseline contract value	£14,156.66

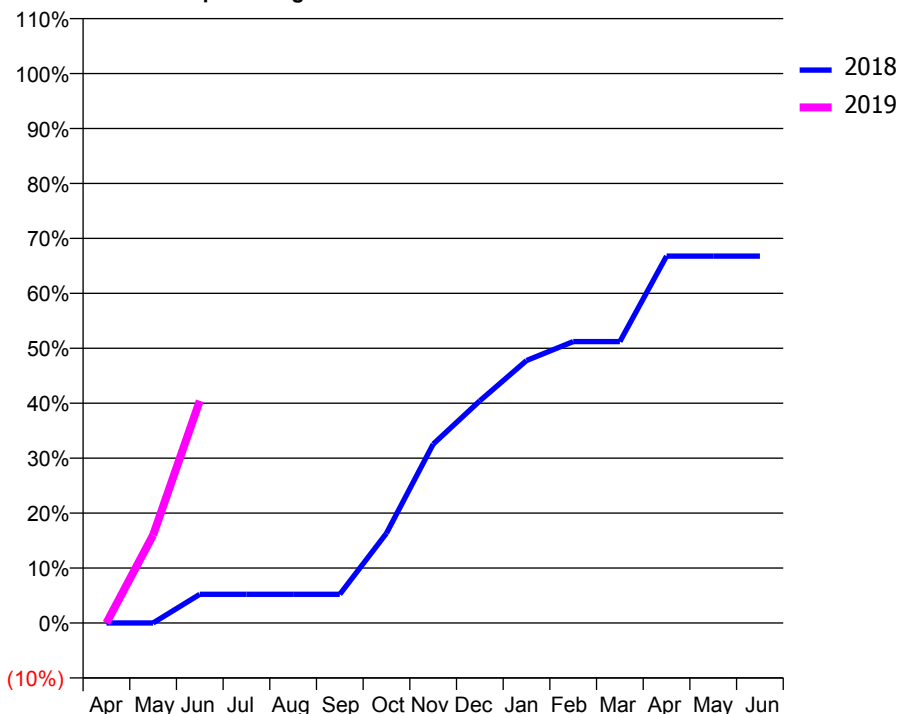
ACCESS*

Patients seen in 24 months	Total	Change since previous quarter
Quarter ending June 2017	351	
Quarter ending September 2017	305	↓
Quarter ending December 2017	441	↑
Quarter ending March 2018	406	↓
Quarter ending June 2018	401	↓
Variance since June 2017	14.2%	↑



ACTIVITY

Cumulative percentage of contracted UDA delivered 2018 & 2019



Adjusted Scheduled Activity (UDA)

Month	2018	2019
April	0	0
May	0	36
June	47	91
July	47	
August	47	
September	47	
October	147	
November	293	
December	364	
January	430	
February	461	
March	461	
April	601	
May	601	
June	601	

QUALITY

	Quantity	Base Number	Contract	AT	Region	England
% of FP17s for the same patient ID Re-attending within 3 months - Children	0	1	0.0%	10.5%	11.5%	11.5%
% of FP17s for the same patient ID Re-attending within 3 months - Adults	0	83	0.0%	15.7%	16.6%	15.4%
% of FP17s for the same patient ID Re-attending between 3 & 9 months - Children	0	1	0.0%	44.8%	48.8%	58.9%
% of FP17s for the same patient ID Re-attending between 3 & 9 months - Adults	0	83	0.0%	37.3%	39.3%	51.6%
% of FP17s for Band 1 Urgent Courses	0	37	0.0%	10.9%	10.6%	8.9%
% of FP17s Relating to Free Repair or Replacements	0	37	0.0%	0.5%	0.5%	0.8%
% of FP17s Relating to Continuations	0	37	0.0%	0.7%	0.7%	0.9%
% of Patients satisfied with the dentistry they have received	0	0	N/A	91.0%	90.4%	93.2%
% of Patients satisfied with the time they had to wait for an appointment	0	0	N/A	83.8%	85.3%	88.8%

* This is based on patients treated on this contract for their most recent course of treatment. Figures in italics indicate the base number of FP17s or Patient Questionnaire responses are less than 100. N/A is shown where the base number of responses is less than 10 during the period. % is calculated as Quantity/Base number*100

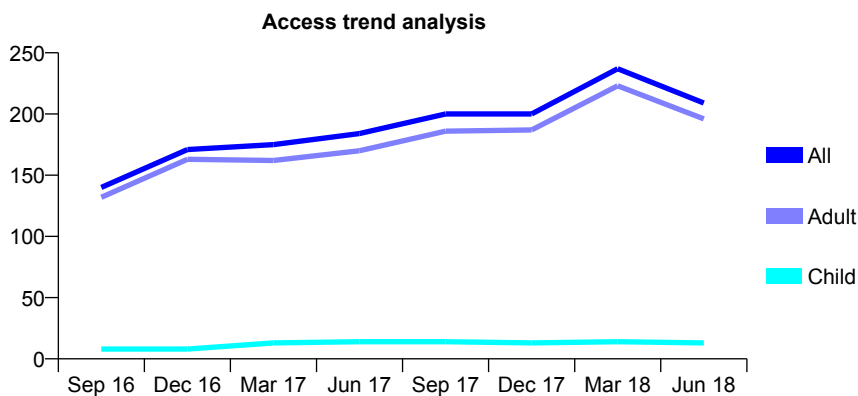
Q61 - Vital Signs At a Glance Contract Report for 118052/0001 - June 2018

Name or company name	Newham Family Dental Care Ltd
Contract type name	PDS Contract
Purpose of contract	General
Contract start date	20/04/2009
Contract end date	31/03/2019

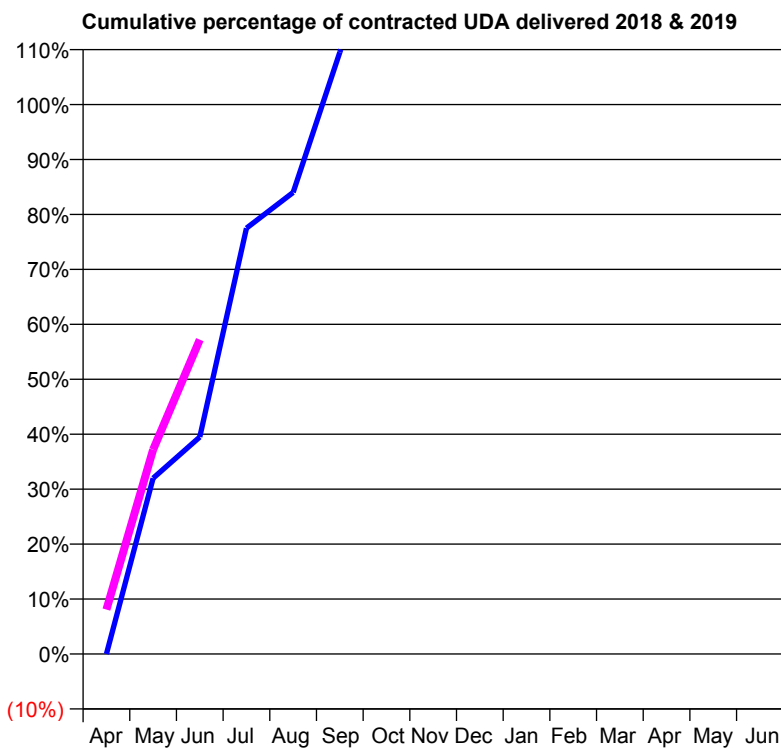
18/19 Contracted general activity (UDA)	200
Carry forward general activity (UDA)	0
18/19 Contracted orthodontic activity (UOA)	0
Carry forward orthodontic activity (UOA)	0
Baseline contract value	£49,542.11

ACCESS*

Patients seen in 24 months	Total	Change since previous quarter
Quarter ending June 2017	184	
Quarter ending September 2017	200	↑
Quarter ending December 2017	200	→
Quarter ending March 2018	237	↑
Quarter ending June 2018	209	↓
Variance since June 2017	13.6%	↑



ACTIVITY



Month	Adjusted Scheduled Activity (UDA)	
	2018	2019
April	0	16
May	64	74
June	79	114
July	155	
August	168	
September	219	
October	265	
November	295	
December	338	
January	401	
February	484	
March	560	
April	576	
May	576	
June	576	

QUALITY

	Quantity	Base Number	Contract	AT	Region	England
% of FP17s for the same patient ID Re-attending within 3 months - Children	0	6	0.0%	10.5%	11.5%	11.5%
% of FP17s for the same patient ID Re-attending within 3 months - Adults	0	40	0.0%	15.7%	16.6%	15.4%
% of FP17s for the same patient ID Re-attending between 3 & 9 months - Children	0	6	0.0%	44.8%	48.8%	58.9%
% of FP17s for the same patient ID Re-attending between 3 & 9 months - Adults	0	40	0.0%	37.3%	39.3%	51.6%
% of FP17s for Band 1 Urgent Courses	2	40	5.0%	10.9%	10.6%	8.9%
% of FP17s Relating to Free Repair or Replacements	0	40	0.0%	0.5%	0.5%	0.8%
% of FP17s Relating to Continuations	0	40	0.0%	0.7%	0.7%	0.9%
% of Patients satisfied with the dentistry they have received	1	1	N/A	91.0%	90.4%	93.2%
% of Patients satisfied with the time they had to wait for an appointment	1	1	N/A	83.8%	85.3%	88.8%

* This is based on patients treated on this contract for their most recent course of treatment. Figures in italics indicate the base number of FP17s or Patient Questionnaire responses are less than 100. N/A is shown where the base number of responses is less than 10 during the period. % is calculated as Quantity/Base number*100

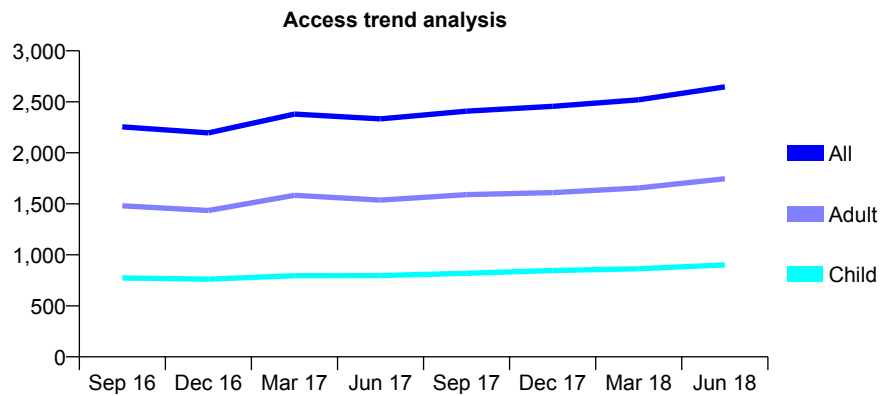
Q61 - Vital Signs At a Glance Contract Report for 118206/0001 - June 2018

Name or company name	Mr Chirag Patel and Mr Manish Patel
Contract type name	GDS Contract
Purpose of contract	General
Contract start date	01/06/2011
Contract end date	

18/19 Contracted general activity (UDA)	5,643
Carry forward general activity (UDA)	0
18/19 Contracted orthodontic activity (UOA)	0
Carry forward orthodontic activity (UOA)	0
Baseline contract value	£155,040.75

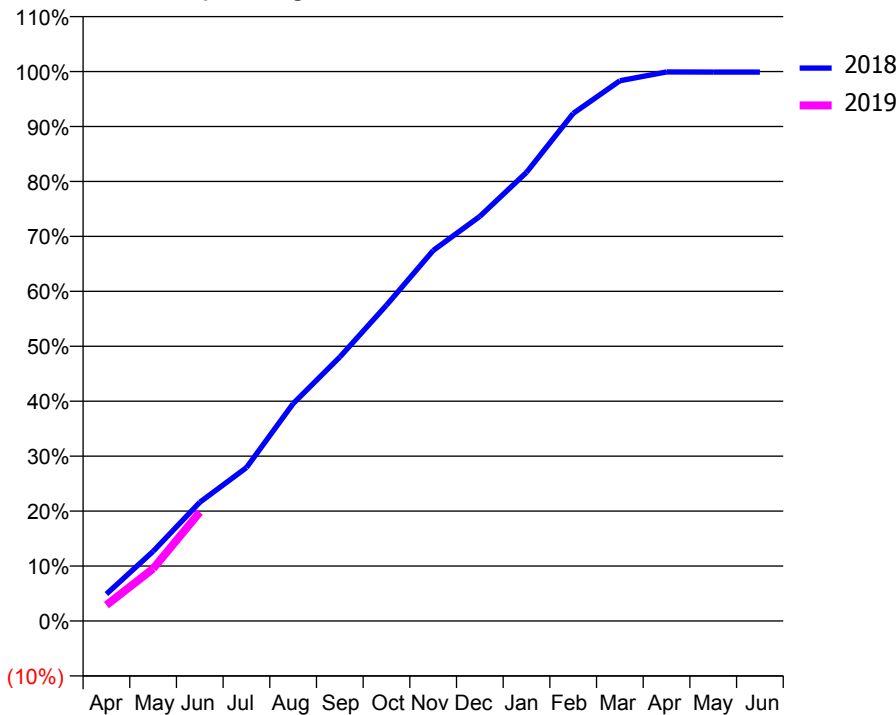
ACCESS*

Patients seen in 24 months	Total	Change since previous quarter
Quarter ending June 2017	2,333	
Quarter ending September 2017	2,409	↑
Quarter ending December 2017	2,456	→
Quarter ending March 2018	2,520	↑
Quarter ending June 2018	2,647	↑
Variance since June 2017	13.5%	↑



ACTIVITY

Cumulative percentage of contracted UDA delivered 2018 & 2019



Month	Adjusted Scheduled Activity (UDA)	
	2018	2019
April	277	163
May	716	538
June	1,220	1,118
July	1,576	
August	2,233	
September	2,710	
October	3,243	
November	3,804	
December	4,155	
January	4,607	
February	5,213	
March	5,548	
April	5,638	
May	5,637	
June	5,637	

QUALITY

	Quantity	Base Number	Contract	AT	Region	England
% of FP17s for the same patient ID Re-attending within 3 months - Children	12	214	5.6%	10.5%	11.5%	11.5%
% of FP17s for the same patient ID Re-attending within 3 months - Adults	40	388	10.3%	15.7%	16.6%	15.4%
% of FP17s for the same patient ID Re-attending between 3 & 9 months - Children	107	214	50.0%	44.8%	48.8%	58.9%
% of FP17s for the same patient ID Re-attending between 3 & 9 months - Adults	119	388	30.7%	37.3%	39.3%	51.6%
% of FP17s for Band 1 Urgent Courses	42	568	7.4%	10.9%	10.6%	8.9%
% of FP17s Relating to Free Repair or Replacements	2	568	0.4%	0.5%	0.5%	0.8%
% of FP17s Relating to Continuations	8	568	1.4%	0.7%	0.7%	0.9%
% of Patients satisfied with the dentistry they have received	1	1	N/A	91.0%	90.4%	93.2%
% of Patients satisfied with the time they had to wait for an appointment	1	1	N/A	83.8%	85.3%	88.8%

* This is based on patients treated on this contract for their most recent course of treatment. Figures in italics indicate the base number of FP17s or Patient Questionnaire responses are less than 100. N/A is shown where the base number of responses is less than 10 during the period. % is calculated as Quantity/Base number*100

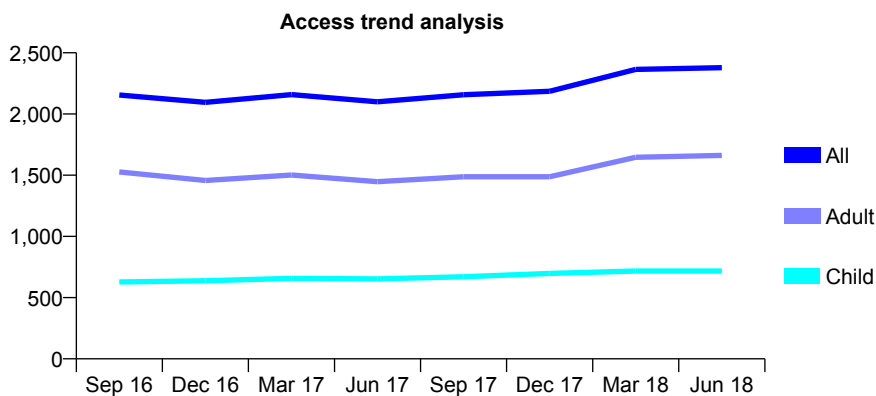
Q61 - Vital Signs At a Glance Contract Report for 118206/0002 - June 2018

Name or company name	Mr Chirag Patel and Mr Manish Patel
Contract type name	GDS Contract
Purpose of contract	General
Contract start date	01/10/2011
Contract end date	

18/19 Contracted general activity (UDA)	4,674
Carry forward general activity (UDA)	0
18/19 Contracted orthodontic activity (UOA)	0
Carry forward orthodontic activity (UOA)	0
Baseline contract value	£129,363.24

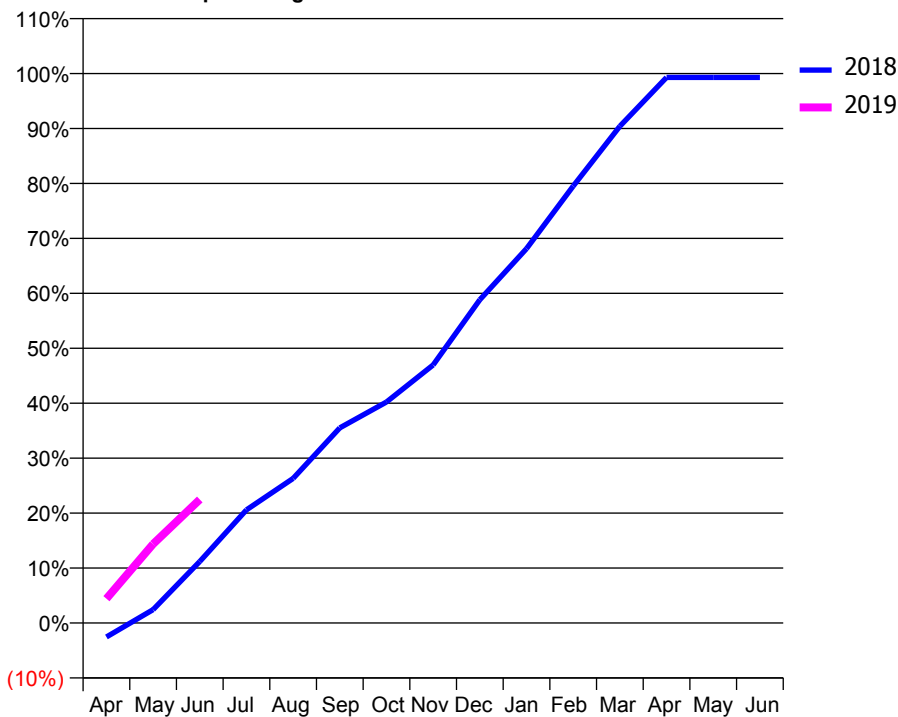
ACCESS*

Patients seen in 24 months	Total	Change since previous quarter
Quarter ending June 2017	2,100	
Quarter ending September 2017	2,157	↑
Quarter ending December 2017	2,186	→
Quarter ending March 2018	2,364	↑
Quarter ending June 2018	2,379	→
Variance since June 2017	13.3%	↑



ACTIVITY

Cumulative percentage of contracted UDA delivered 2018 & 2019



Month	Adjusted Scheduled Activity (UDA)	
	2018	2019
April	-120	207
May	114	672
June	524	1,051
July	963	
August	1,231	
September	1,660	
October	1,880	
November	2,196	
December	2,750	
January	3,184	
February	3,717	
March	4,226	
April	4,641	
May	4,641	
June	4,641	

QUALITY

	Quantity	Base Number	Contract	AT	Region	England
% of FP17s for the same patient ID Re-attending within 3 months - Children	10	211	4.7%	10.5%	11.5%	11.5%
% of FP17s for the same patient ID Re-attending within 3 months - Adults	57	469	12.2%	15.7%	16.6%	15.4%
% of FP17s for the same patient ID Re-attending between 3 & 9 months - Children	94	211	44.5%	44.8%	48.8%	58.9%
% of FP17s for the same patient ID Re-attending between 3 & 9 months - Adults	111	469	23.7%	37.3%	39.3%	51.6%
% of FP17s for Band 1 Urgent Courses	42	466	9.0%	10.9%	10.6%	8.9%
% of FP17s Relating to Free Repair or Replacements	3	466	0.6%	0.5%	0.5%	0.8%
% of FP17s Relating to Continuations	2	466	0.4%	0.7%	0.7%	0.9%
% of Patients satisfied with the dentistry they have received	1	1	N/A	91.0%	90.4%	93.2%
% of Patients satisfied with the time they had to wait for an appointment	1	1	N/A	83.8%	85.3%	88.8%

* This is based on patients treated on this contract for their most recent course of treatment. Figures in italics indicate the base number of FP17s or Patient Questionnaire responses are less than 100. N/A is shown where the base number of responses is less than 10 during the period. % is calculated as Quantity/Base number*100

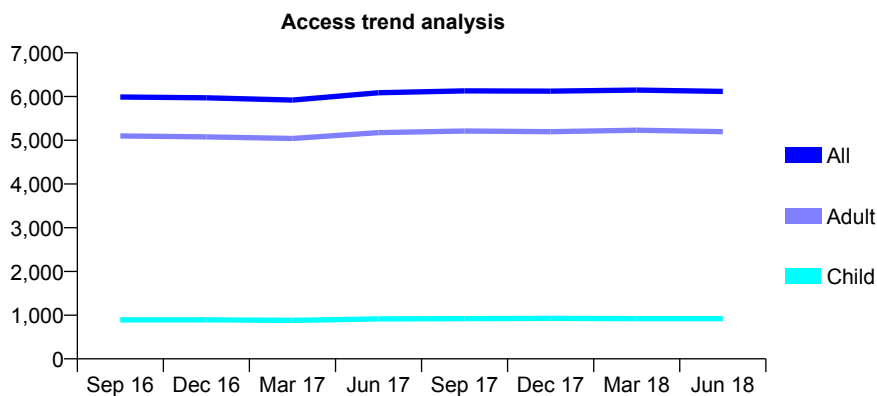
Q61 - Vital Signs At a Glance Contract Report for 119083/0001 - June 2018

Name or company name	Parkway Dental Care
Contract type name	GDS Contract
Purpose of contract	General
Contract start date	01/03/2011
Contract end date	

18/19 Contracted general activity (UDA)	19,435
Carry forward general activity (UDA)	0
18/19 Contracted orthodontic activity (UOA)	0
Carry forward orthodontic activity (UOA)	0
Baseline contract value	£419,125.34

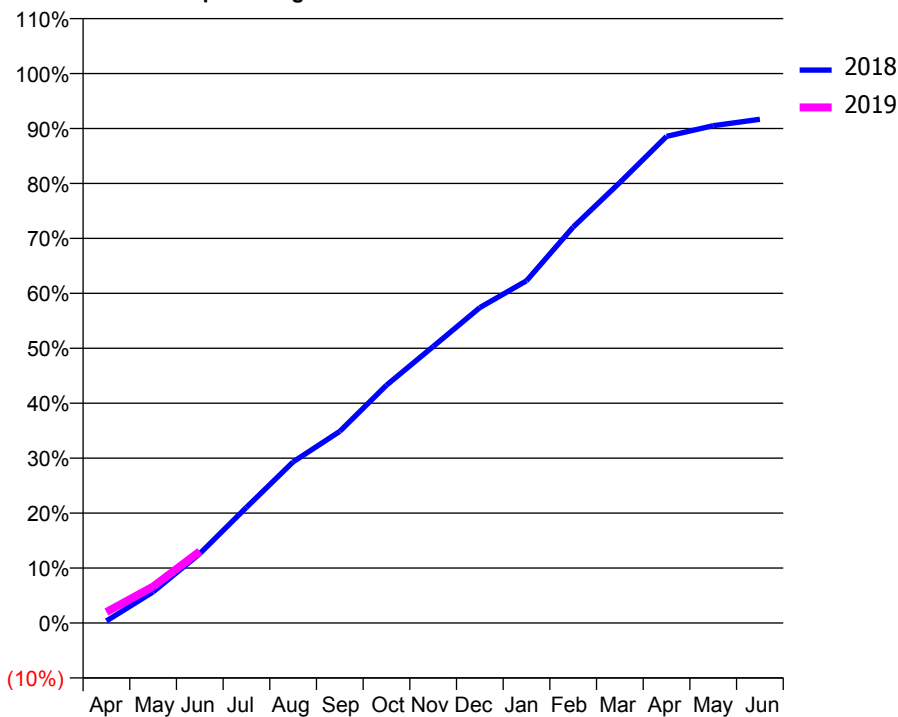
ACCESS*

Patients seen in 24 months	Total	Change since previous quarter
Quarter ending June 2017	6,088	
Quarter ending September 2017	6,130	→
Quarter ending December 2017	6,122	→
Quarter ending March 2018	6,149	→
Quarter ending June 2018	6,116	→
Variance since June 2017	0.5%	→



ACTIVITY

Cumulative percentage of contracted UDA delivered 2018 & 2019



Adjusted Scheduled Activity (UDA)

Month	2018	2019
April	71	391
May	1,101	1,292
June	2,455	2,536
July	4,093	
August	5,698	
September	6,778	
October	8,411	
November	9,777	
December	11,157	
January	12,102	
February	14,004	
March	15,581	
April	17,211	
May	17,590	
June	17,817	

QUALITY

	Quantity	Base Number	Contract	AT	Region	England
% of FP17s for the same patient ID Re-attending within 3 months - Children	15	272	5.5%	10.5%	11.5%	11.5%
% of FP17s for the same patient ID Re-attending within 3 months - Adults	218	1,533	14.2%	15.7%	16.6%	15.4%
% of FP17s for the same patient ID Re-attending between 3 & 9 months - Children	129	272	47.4%	44.8%	48.8%	58.9%
% of FP17s for the same patient ID Re-attending between 3 & 9 months - Adults	678	1,533	44.2%	37.3%	39.3%	51.6%
% of FP17s for Band 1 Urgent Courses	111	1,288	8.6%	10.9%	10.6%	8.9%
% of FP17s Relating to Free Repair or Replacements	26	1,288	2.0%	0.5%	0.5%	0.8%
% of FP17s Relating to Continuations	0	1,288	0.0%	0.7%	0.7%	0.9%
% of Patients satisfied with the dentistry they have received	4	4	N/A	91.0%	90.4%	93.2%
% of Patients satisfied with the time they had to wait for an appointment	3	4	N/A	83.8%	85.3%	88.8%

* This is based on patients treated on this contract for their most recent course of treatment. Figures in italics indicate the base number of FP17s or Patient Questionnaire responses are less than 100. N/A is shown where the base number of responses is less than 10 during the period. % is calculated as Quantity/Base number*100

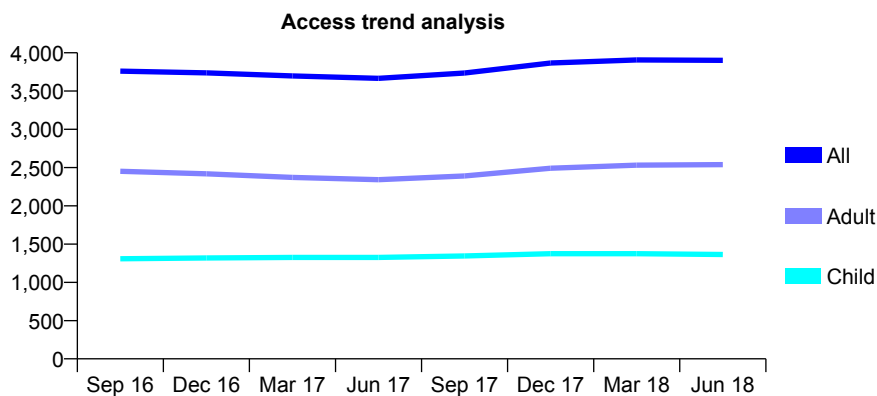
Q61 - Vital Signs At a Glance Contract Report for 119156/0001 - June 2018

Name or company name	Amshell Ltd
Contract type name	GDS Contract
Purpose of contract	General
Contract start date	01/10/2011
Contract end date	

18/19 Contracted general activity (UDA)	12,506
Carry forward general activity (UDA)	0
18/19 Contracted orthodontic activity (UOA)	0
Carry forward orthodontic activity (UOA)	0
Baseline contract value	£526,140.31

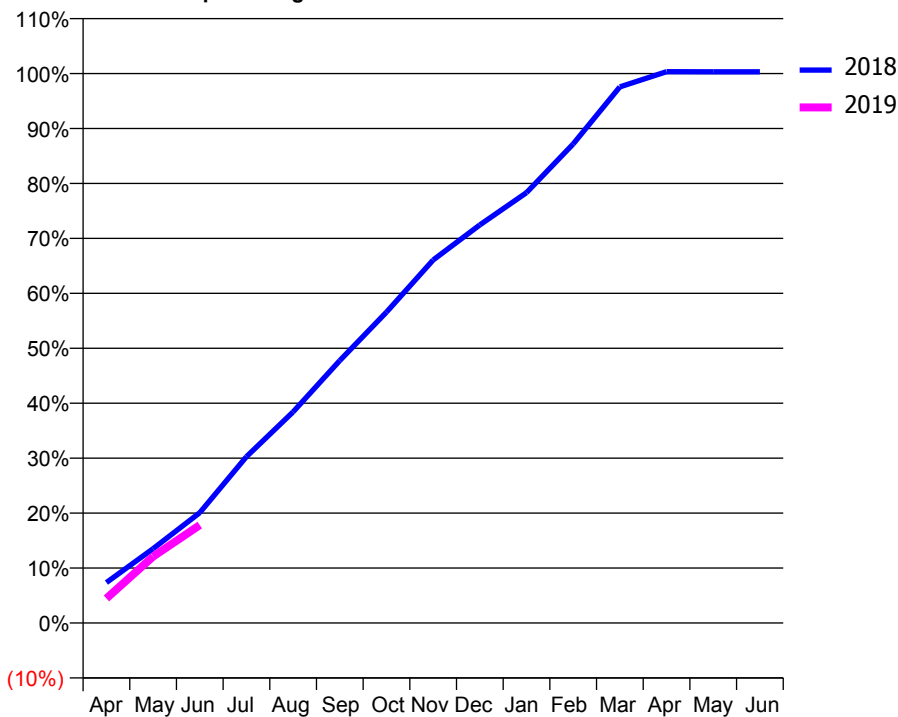
ACCESS*

Patients seen in 24 months	Total	Change since previous quarter
Quarter ending June 2017	3,667	
Quarter ending September 2017	3,736	→
Quarter ending December 2017	3,866	↑
Quarter ending March 2018	3,906	→
Quarter ending June 2018	3,902	→
Variance since June 2017	6.4%	↑



ACTIVITY

Cumulative percentage of contracted UDA delivered 2018 & 2019



Adjusted Scheduled Activity (UDA)

Month	2018	2019
April	921	559
May	1,693	1,511
June	2,510	2,229
July	3,787	
August	4,804	
September	5,973	
October	7,076	
November	8,262	
December	9,060	
January	9,794	
February	10,903	
March	12,203	
April	12,546	
May	12,546	
June	12,546	

QUALITY

	Quantity	Base Number	Contract	AT	Region	England
% of FP17s for the same patient ID Re-attending within 3 months - Children	49	447	11.0%	10.5%	11.5%	11.5%
% of FP17s for the same patient ID Re-attending within 3 months - Adults	104	648	16.0%	15.7%	16.6%	15.4%
% of FP17s for the same patient ID Re-attending between 3 & 9 months - Children	223	447	49.9%	44.8%	48.8%	58.9%
% of FP17s for the same patient ID Re-attending between 3 & 9 months - Adults	208	648	32.1%	37.3%	39.3%	51.6%
% of FP17s for Band 1 Urgent Courses	184	964	19.1%	10.9%	10.6%	8.9%
% of FP17s Relating to Free Repair or Replacements	4	964	0.4%	0.5%	0.5%	0.8%
% of FP17s Relating to Continuations	0	964	0.0%	0.7%	0.7%	0.9%
% of Patients satisfied with the dentistry they have received	3	3	N/A	91.0%	90.4%	93.2%
% of Patients satisfied with the time they had to wait for an appointment	3	3	N/A	83.8%	85.3%	88.8%

* This is based on patients treated on this contract for their most recent course of treatment. Figures in italics indicate the base number of FP17s or Patient Questionnaire responses are less than 100. N/A is shown where the base number of responses is less than 10 during the period. % is calculated as Quantity/Base number*100

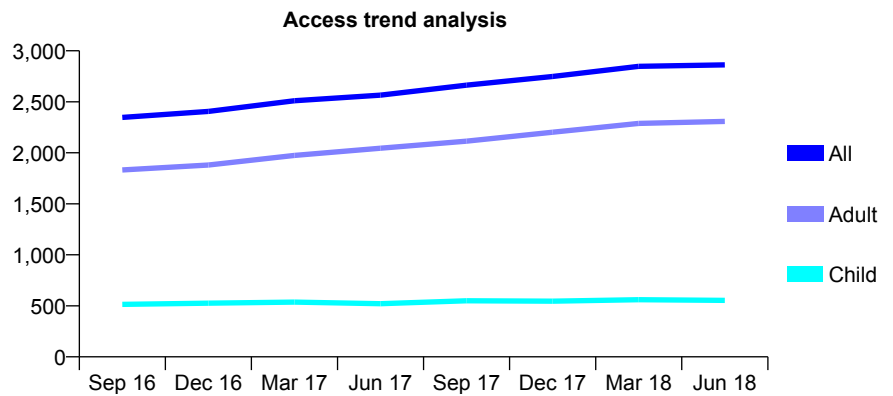
Q61 - Vital Signs At a Glance Contract Report for 119881/0001 - June 2018

Name or company name	Mr Ashish Patel
Contract type name	GDS Contract
Purpose of contract	General
Contract start date	01/08/2014
Contract end date	

18/19 Contracted general activity (UDA)	6,300
Carry forward general activity (UDA)	0
18/19 Contracted orthodontic activity (UOA)	0
Carry forward orthodontic activity (UOA)	0
Baseline contract value	£144,871.41

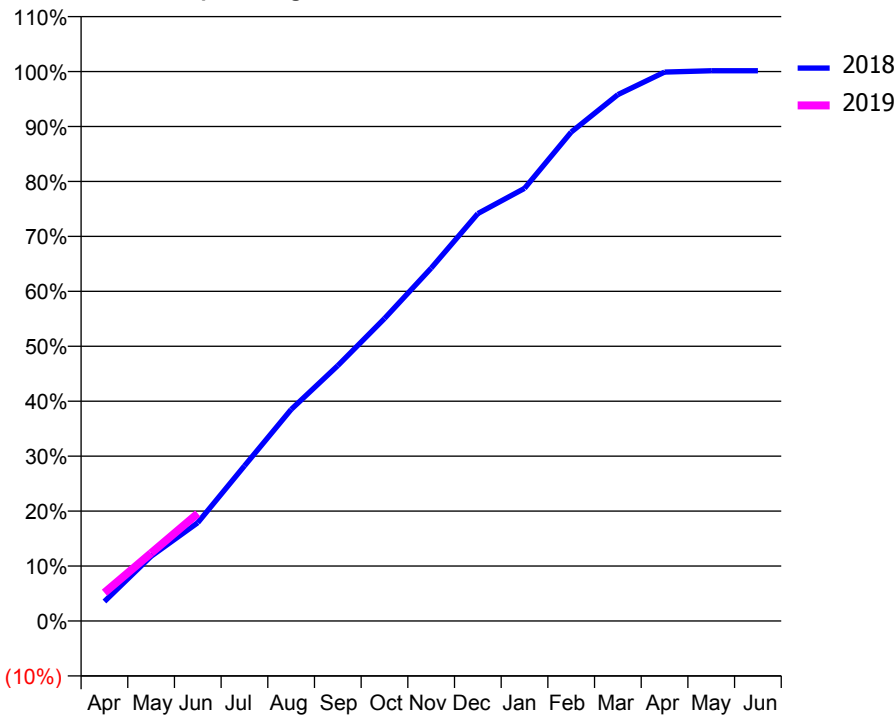
ACCESS*

Patients seen in 24 months	Total	Change since previous quarter
Quarter ending June 2017	2,566	
Quarter ending September 2017	2,664	↑
Quarter ending December 2017	2,748	↑
Quarter ending March 2018	2,848	↑
Quarter ending June 2018	2,862	→
Variance since June 2017	11.5%	↑



ACTIVITY

Cumulative percentage of contracted UDA delivered 2018 & 2019



Adjusted Scheduled Activity (UDA)		
Month	2018	2019
April	223	326
May	742	778
June	1,127	1,232
July	1,779	
August	2,425	
September	2,929	
October	3,468	
November	4,047	
December	4,672	
January	4,960	
February	5,606	
March	6,035	
April	6,293	
May	6,309	
June	6,309	

QUALITY

	Quantity	Base Number	Contract	AT	Region	England
% of FP17s for the same patient ID Re-attending within 3 months - Children	11	156	7.1%	10.5%	11.5%	11.5%
% of FP17s for the same patient ID Re-attending within 3 months - Adults	66	556	11.9%	15.7%	16.6%	15.4%
% of FP17s for the same patient ID Re-attending between 3 & 9 months - Children	54	156	34.6%	44.8%	48.8%	58.9%
% of FP17s for the same patient ID Re-attending between 3 & 9 months - Adults	177	556	31.8%	37.3%	39.3%	51.6%
% of FP17s for Band 1 Urgent Courses	107	609	17.6%	10.9%	10.6%	8.9%
% of FP17s Relating to Free Repair or Replacements	2	609	0.3%	0.5%	0.5%	0.8%
% of FP17s Relating to Continuations	1	609	0.2%	0.7%	0.7%	0.9%
% of Patients satisfied with the dentistry they have received	1	1	N/A	91.0%	90.4%	93.2%
% of Patients satisfied with the time they had to wait for an appointment	1	1	N/A	83.8%	85.3%	88.8%

* This is based on patients treated on this contract for their most recent course of treatment. Figures in italics indicate the base number of FP17s or Patient Questionnaire responses are less than 100. N/A is shown where the base number of responses is less than 10 during the period. % is calculated as Quantity/Base number*100

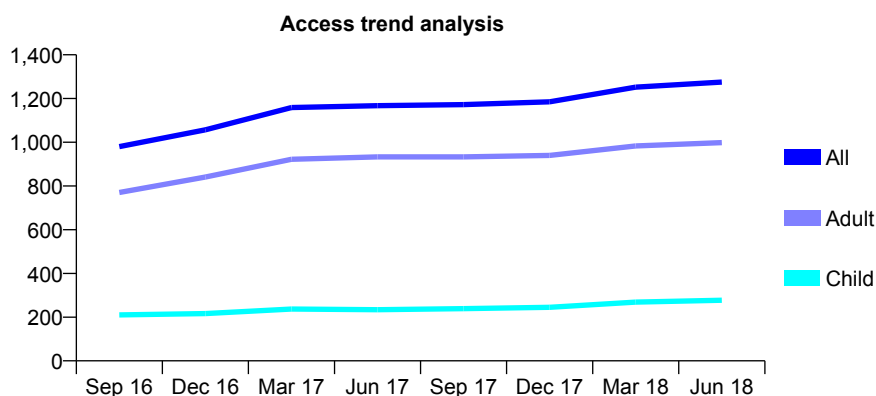
Q61 - Vital Signs At a Glance Contract Report for 120219/0001 - June 2018

Name or company name	SMILEDENT - Green Lanes
Contract type name	GDS Contract
Purpose of contract	General
Contract start date	01/04/2015
Contract end date	

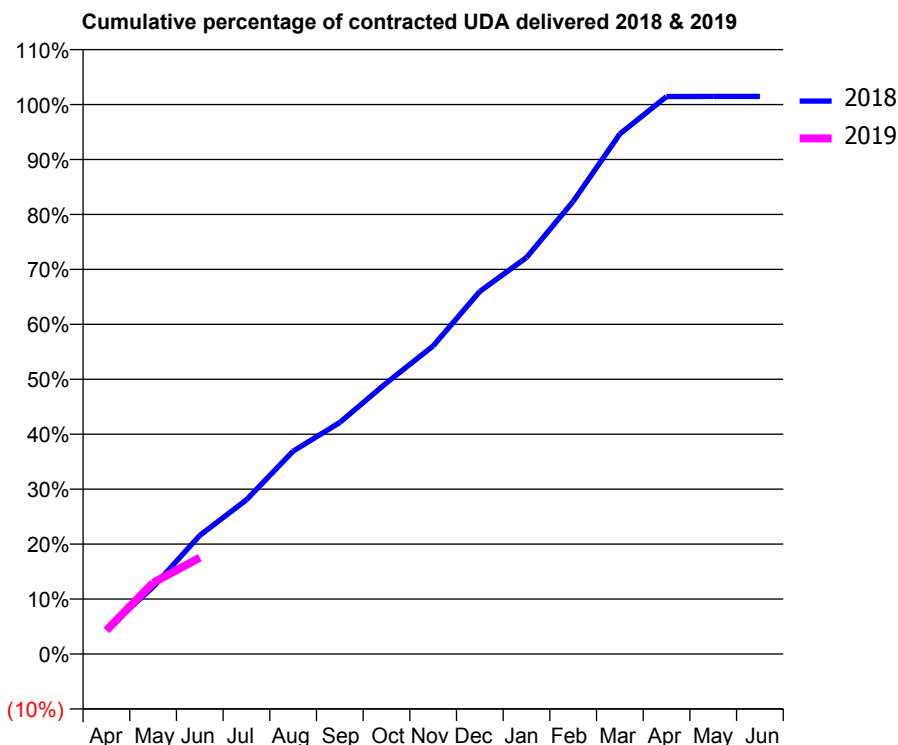
18/19 Contracted general activity (UDA)	3,786
Carry forward general activity (UDA)	0
18/19 Contracted orthodontic activity (UOA)	0
Carry forward orthodontic activity (UOA)	0
Baseline contract value	£105,839.08

ACCESS*

Patients seen in 24 months	Total	Change since previous quarter
Quarter ending June 2017	1,167	
Quarter ending September 2017	1,172	→
Quarter ending December 2017	1,185	→
Quarter ending March 2018	1,252	↑
Quarter ending June 2018	1,275	→
Variance since June 2017	9.3%	↑



ACTIVITY



Month	Adjusted Scheduled Activity (UDA)	
	2018	2019
April	169	163
May	461	491
June	817	664
July	1,063	
August	1,398	
September	1,595	
October	1,868	
November	2,123	
December	2,499	
January	2,732	
February	3,119	
March	3,584	
April	3,841	
May	3,842	
June	3,842	

QUALITY

	Quantity	Base Number	Contract	AT	Region	England
% of FP17s for the same patient ID Re-attending within 3 months - Children	7	110	6.4%	10.5%	11.5%	11.5%
% of FP17s for the same patient ID Re-attending within 3 months - Adults	46	302	15.2%	15.7%	16.6%	15.4%
% of FP17s for the same patient ID Re-attending between 3 & 9 months - Children	47	110	42.7%	44.8%	48.8%	58.9%
% of FP17s for the same patient ID Re-attending between 3 & 9 months - Adults	118	302	39.1%	37.3%	39.3%	51.6%
% of FP17s for Band 1 Urgent Courses	51	313	16.3%	10.9%	10.6%	8.9%
% of FP17s Relating to Free Repair or Replacements	3	313	1.0%	0.5%	0.5%	0.8%
% of FP17s Relating to Continuations	0	313	0.0%	0.7%	0.7%	0.9%
% of Patients satisfied with the dentistry they have received	1	1	N/A	91.0%	90.4%	93.2%
% of Patients satisfied with the time they had to wait for an appointment	1	1	N/A	83.8%	85.3%	88.8%

* This is based on patients treated on this contract for their most recent course of treatment. Figures in italics indicate the base number of FP17s or Patient Questionnaire responses are less than 100. N/A is shown where the base number of responses is less than 10 during the period. % is calculated as Quantity/Base number*100

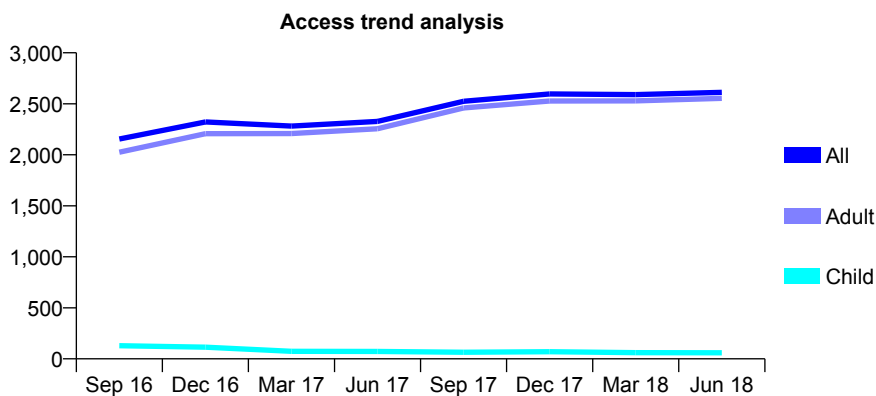
Q61 - Vital Signs At a Glance Contract Report for 120340/0001 - June 2018

Name or company name	MR MR MANBAJOOD
Contract type name	GDS Contract
Purpose of contract	General
Contract start date	11/04/2013
Contract end date	

18/19 Contracted general activity (UDA)	3,657
Carry forward general activity (UDA)	0
18/19 Contracted orthodontic activity (UOA)	0
Carry forward orthodontic activity (UOA)	0
Baseline contract value	£105,929.75

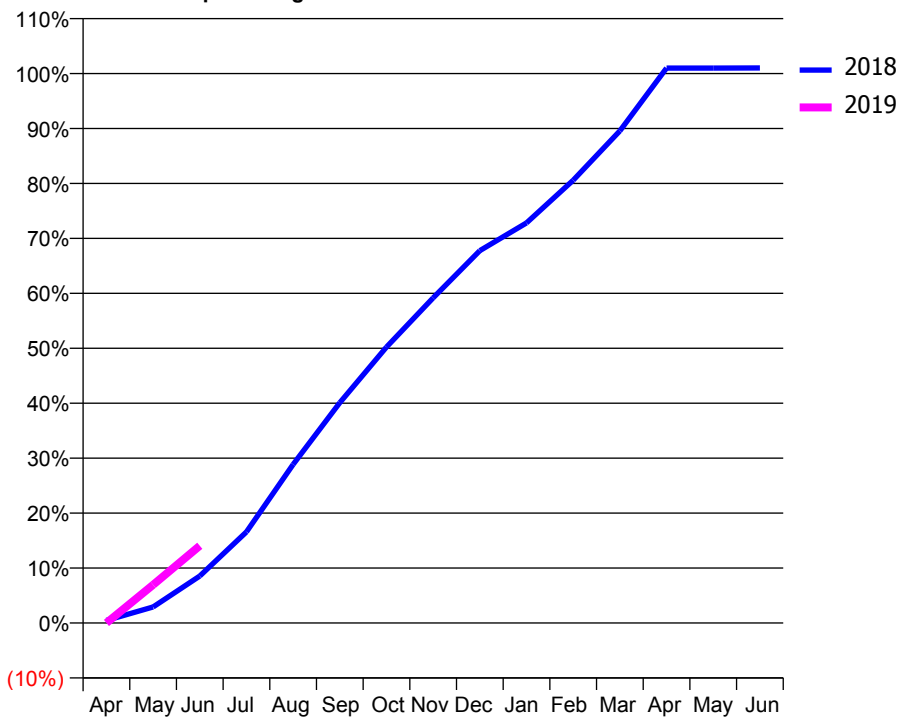
ACCESS*

Patients seen in 24 months	Total	Change since previous quarter
Quarter ending June 2017	2,327	
Quarter ending September 2017	2,525	↑
Quarter ending December 2017	2,597	↑
Quarter ending March 2018	2,590	→
Quarter ending June 2018	2,613	→
Variance since June 2017	12.3%	↑



ACTIVITY

Cumulative percentage of contracted UDA delivered 2018 & 2019



Month	Adjusted Scheduled Activity (UDA)	
	2018	2019
April	17	0
May	107	255
June	313	514
July	607	
August	1,055	
September	1,466	
October	1,836	
November	2,164	
December	2,478	
January	2,663	
February	2,947	
March	3,275	
April	3,693	
May	3,693	
June	3,694	

QUALITY

	Quantity	Base Number	Contract	AT	Region	England
% of FP17s for the same patient ID Re-attending within 3 months - Children	2	24	8.3%	10.5%	11.5%	11.5%
% of FP17s for the same patient ID Re-attending within 3 months - Adults	38	570	6.7%	15.7%	16.6%	15.4%
% of FP17s for the same patient ID Re-attending between 3 & 9 months - Children	6	24	25.0%	44.8%	48.8%	58.9%
% of FP17s for the same patient ID Re-attending between 3 & 9 months - Adults	95	570	16.7%	37.3%	39.3%	51.6%
% of FP17s for Band 1 Urgent Courses	36	339	10.6%	10.9%	10.6%	8.9%
% of FP17s Relating to Free Repair or Replacements	1	339	0.3%	0.5%	0.5%	0.8%
% of FP17s Relating to Continuations	0	339	0.0%	0.7%	0.7%	0.9%
% of Patients satisfied with the dentistry they have received	0	0	N/A	91.0%	90.4%	93.2%
% of Patients satisfied with the time they had to wait for an appointment	0	0	N/A	83.8%	85.3%	88.8%

* This is based on patients treated on this contract for their most recent course of treatment. Figures in italics indicate the base number of FP17s or Patient Questionnaire responses are less than 100. N/A is shown where the base number of responses is less than 10 during the period. % is calculated as Quantity/Base number*100

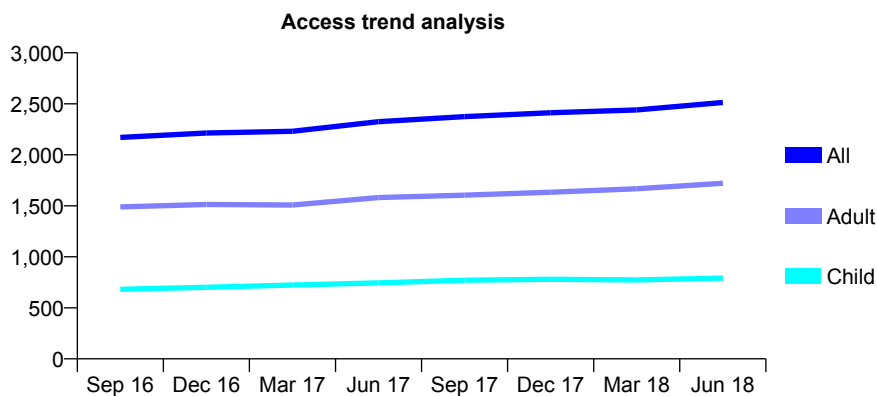
Q61 - Vital Signs At a Glance Contract Report for 121592/0001 - June 2018

Name or company name	Colney Hatch Dental Practice Ltd
Contract type name	GDS Contract
Purpose of contract	General
Contract start date	01/07/2008
Contract end date	

18/19 Contracted general activity (UDA)	5,744
Carry forward general activity (UDA)	0
18/19 Contracted orthodontic activity (UOA)	0
Carry forward orthodontic activity (UOA)	0
Baseline contract value	£183,379.97

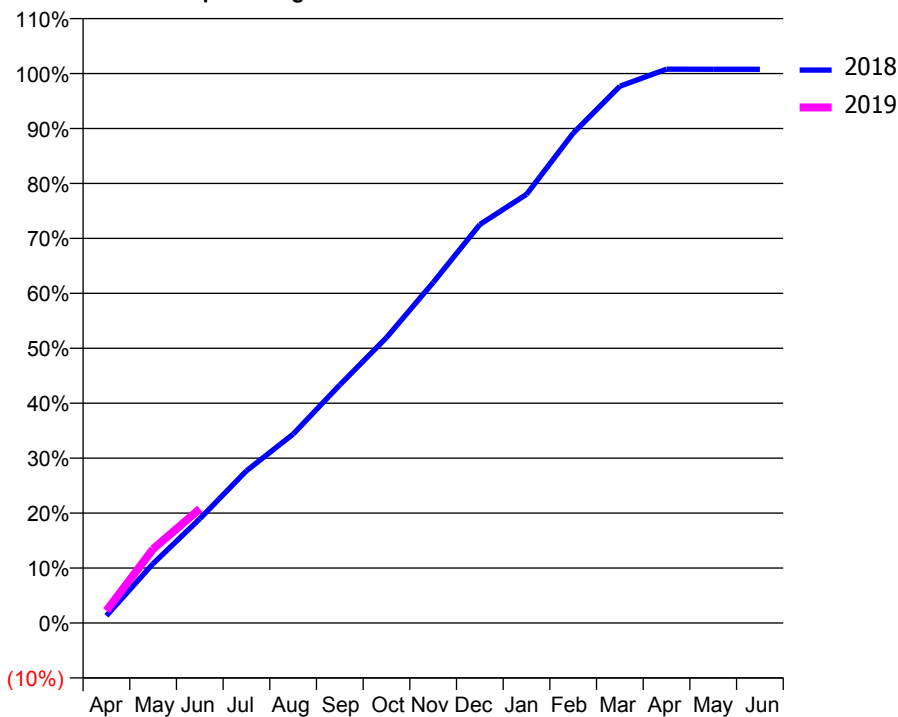
ACCESS*

Patients seen in 24 months	Total	Change since previous quarter
Quarter ending June 2017	2,325	
Quarter ending September 2017	2,374	↑
Quarter ending December 2017	2,413	→
Quarter ending March 2018	2,440	→
Quarter ending June 2018	2,513	↑
Variance since June 2017	8.1%	↑



ACTIVITY

Cumulative percentage of contracted UDA delivered 2018 & 2019



Adjusted Scheduled Activity (UDA)

Month	2018	2019
April	76	129
May	621	775
June	1,089	1,194
July	1,591	
August	1,974	
September	2,488	
October	2,983	
November	3,560	
December	4,165	
January	4,481	
February	5,121	
March	5,612	
April	5,789	
May	5,788	
June	5,788	

QUALITY

	Quantity	Base Number	Contract	AT	Region	England
% of FP17s for the same patient ID Re-attending within 3 months - Children	18	277	6.5%	10.5%	11.5%	11.5%
% of FP17s for the same patient ID Re-attending within 3 months - Adults	65	459	14.2%	15.7%	16.6%	15.4%
% of FP17s for the same patient ID Re-attending between 3 & 9 months - Children	157	277	56.7%	44.8%	48.8%	58.9%
% of FP17s for the same patient ID Re-attending between 3 & 9 months - Adults	163	459	35.5%	37.3%	39.3%	51.6%
% of FP17s for Band 1 Urgent Courses	109	657	16.6%	10.9%	10.6%	8.9%
% of FP17s Relating to Free Repair or Replacements	0	657	0.0%	0.5%	0.5%	0.8%
% of FP17s Relating to Continuations	0	657	0.0%	0.7%	0.7%	0.9%
% of Patients satisfied with the dentistry they have received	1	1	N/A	91.0%	90.4%	93.2%
% of Patients satisfied with the time they had to wait for an appointment	1	1	N/A	83.8%	85.3%	88.8%

* This is based on patients treated on this contract for their most recent course of treatment. Figures in italics indicate the base number of FP17s or Patient Questionnaire responses are less than 100. N/A is shown where the base number of responses is less than 10 during the period. % is calculated as Quantity/Base number*100

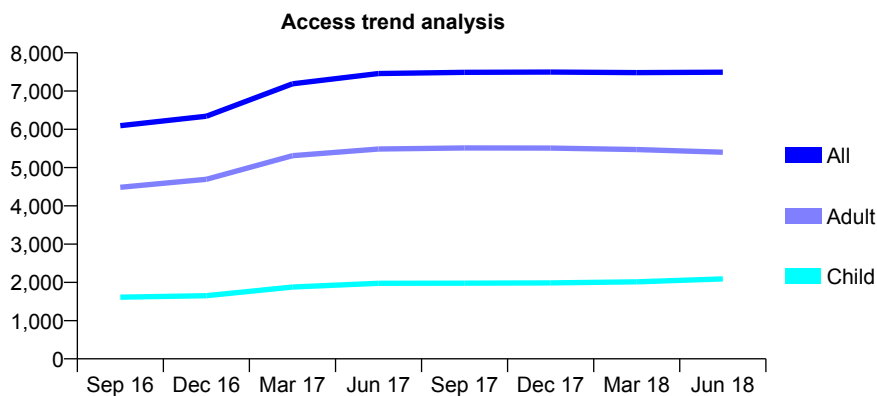
Q61 - Vital Signs At a Glance Contract Report for 122734/0001 - June 2018

Name or company name	Woodford Partnership
Contract type name	GDS Contract
Purpose of contract	General
Contract start date	01/02/2015
Contract end date	

18/19 Contracted general activity (UDA)	18,678
Carry forward general activity (UDA)	0
18/19 Contracted orthodontic activity (UOA)	0
Carry forward orthodontic activity (UOA)	0
Baseline contract value	£466,451.82

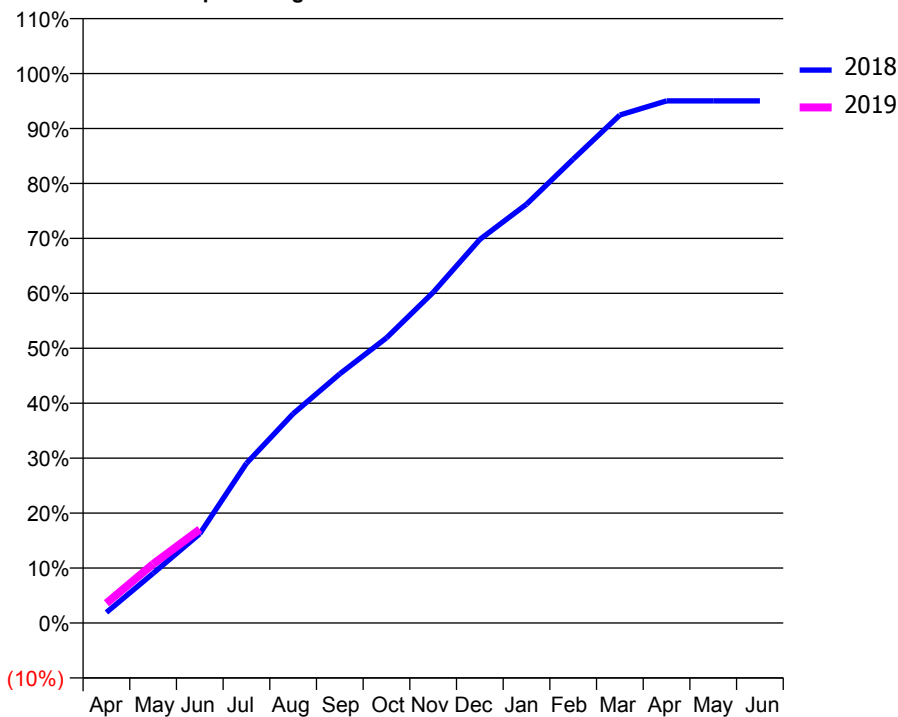
ACCESS*

Patients seen in 24 months	Total	Change since previous quarter
Quarter ending June 2017	7,457	
Quarter ending September 2017	7,491	→
Quarter ending December 2017	7,496	→
Quarter ending March 2018	7,484	→
Quarter ending June 2018	7,492	→
Variance since June 2017	0.5%	→



ACTIVITY

Cumulative percentage of contracted UDA delivered 2018 & 2019



Month	Adjusted Scheduled Activity (UDA)	
	2018	2019
April	362	673
May	1,688	2,007
June	3,033	3,182
July	5,427	
August	7,116	
September	8,471	
October	9,695	
November	11,238	
December	13,036	
January	14,232	
February	15,766	
March	17,268	
April	17,747	
May	17,747	
June	17,748	

QUALITY

	Quantity	Base Number	Contract	AT	Region	England
% of FP17s for the same patient ID Re-attending within 3 months - Children	47	580	8.1%	10.5%	11.5%	11.5%
% of FP17s for the same patient ID Re-attending within 3 months - Adults	153	1,125	13.6%	15.7%	16.6%	15.4%
% of FP17s for the same patient ID Re-attending between 3 & 9 months - Children	241	580	41.6%	44.8%	48.8%	58.9%
% of FP17s for the same patient ID Re-attending between 3 & 9 months - Adults	397	1,125	35.3%	37.3%	39.3%	51.6%
% of FP17s for Band 1 Urgent Courses	147	1,520	9.7%	10.9%	10.6%	8.9%
% of FP17s Relating to Free Repair or Replacements	5	1,520	0.3%	0.5%	0.5%	0.8%
% of FP17s Relating to Continuations	19	1,520	1.3%	0.7%	0.7%	0.9%
% of Patients satisfied with the dentistry they have received	6	6	N/A	91.0%	90.4%	93.2%
% of Patients satisfied with the time they had to wait for an appointment	5	6	N/A	83.8%	85.3%	88.8%

* This is based on patients treated on this contract for their most recent course of treatment. Figures in italics indicate the base number of FP17s or Patient Questionnaire responses are less than 100. N/A is shown where the base number of responses is less than 10 during the period. % is calculated as Quantity/Base number*100

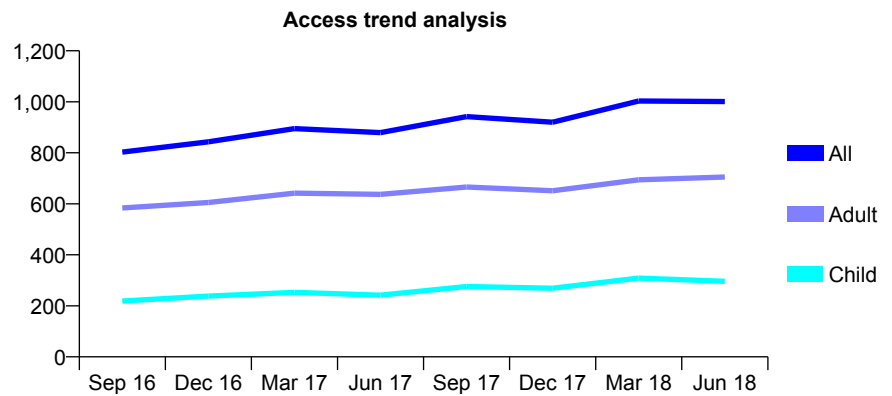
Q61 - Vital Signs At a Glance Contract Report for 122831/0001 - June 2018

Name or company name	Mrs N Mistry & Miss P Mistry
Contract type name	GDS Contract
Purpose of contract	General
Contract start date	01/02/2012
Contract end date	

18/19 Contracted general activity (UDA)	1,902
Carry forward general activity (UDA)	0
18/19 Contracted orthodontic activity (UOA)	0
Carry forward orthodontic activity (UOA)	0
Baseline contract value	£49,607.27

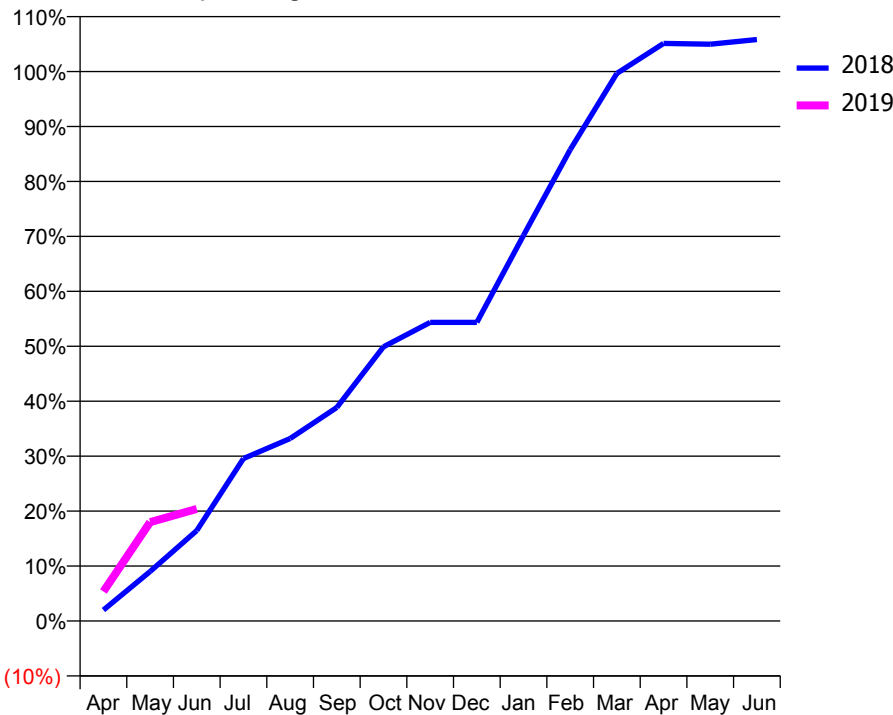
ACCESS*

Patients seen in 24 months	Total	Change since previous quarter
Quarter ending June 2017	879	
Quarter ending September 2017	942	↑
Quarter ending December 2017	920	↓
Quarter ending March 2018	1,003	↑
Quarter ending June 2018	1,001	→
Variance since June 2017	13.9%	↑



ACTIVITY

Cumulative percentage of contracted UDA delivered 2018 & 2019



Adjusted Scheduled Activity (UDA)		
Month	2018	2019
April	38	102
May	171	342
June	313	388
July	562	
August	632	
September	739	
October	949	
November	1,034	
December	1,034	
January	1,335	
February	1,631	
March	1,895	
April	1,999	
May	1,996	
June	2,013	

QUALITY

	Quantity	Base Number	Contract	AT	Region	England
% of FP17s for the same patient ID Re-attending within 3 months - Children	4	60	6.7%	10.5%	11.5%	11.5%
% of FP17s for the same patient ID Re-attending within 3 months - Adults	22	182	12.1%	15.7%	16.6%	15.4%
% of FP17s for the same patient ID Re-attending between 3 & 9 months - Children	18	60	30.0%	44.8%	48.8%	58.9%
% of FP17s for the same patient ID Re-attending between 3 & 9 months - Adults	42	182	23.1%	37.3%	39.3%	51.6%
% of FP17s for Band 1 Urgent Courses	25	178	14.0%	10.9%	10.6%	8.9%
% of FP17s Relating to Free Repair or Replacements	1	178	0.6%	0.5%	0.5%	0.8%
% of FP17s Relating to Continuations	0	178	0.0%	0.7%	0.7%	0.9%
% of Patients satisfied with the dentistry they have received	0	0	N/A	91.0%	90.4%	93.2%
% of Patients satisfied with the time they had to wait for an appointment	0	0	N/A	83.8%	85.3%	88.8%

* This is based on patients treated on this contract for their most recent course of treatment. Figures in italics indicate the base number of FP17s or Patient Questionnaire responses are less than 100. N/A is shown where the base number of responses is less than 10 during the period. % is calculated as Quantity/Base number*100

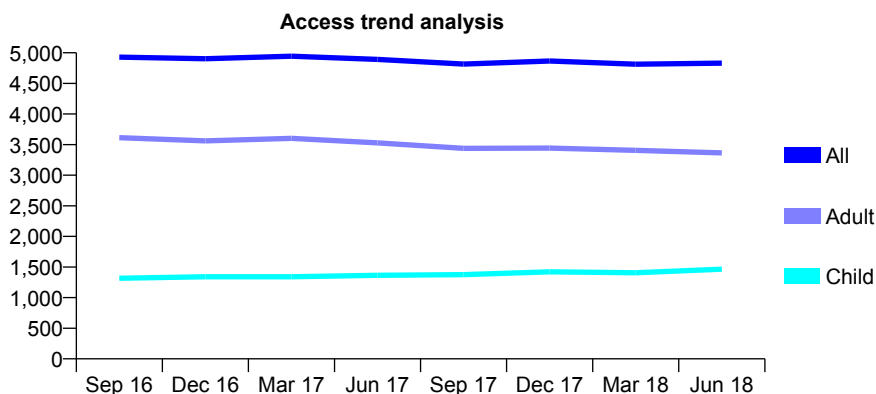
Q61 - Vital Signs At a Glance Contract Report for 123331/0001 - June 2018

Name or company name	East India Dock Road Dental Practice
Contract type name	GDS Contract
Purpose of contract	General
Contract start date	01/04/2007
Contract end date	

18/19 Contracted general activity (UDA)	13,697
Carry forward general activity (UDA)	0
18/19 Contracted orthodontic activity (UOA)	0
Carry forward orthodontic activity (UOA)	0
Baseline contract value	£401,495.82

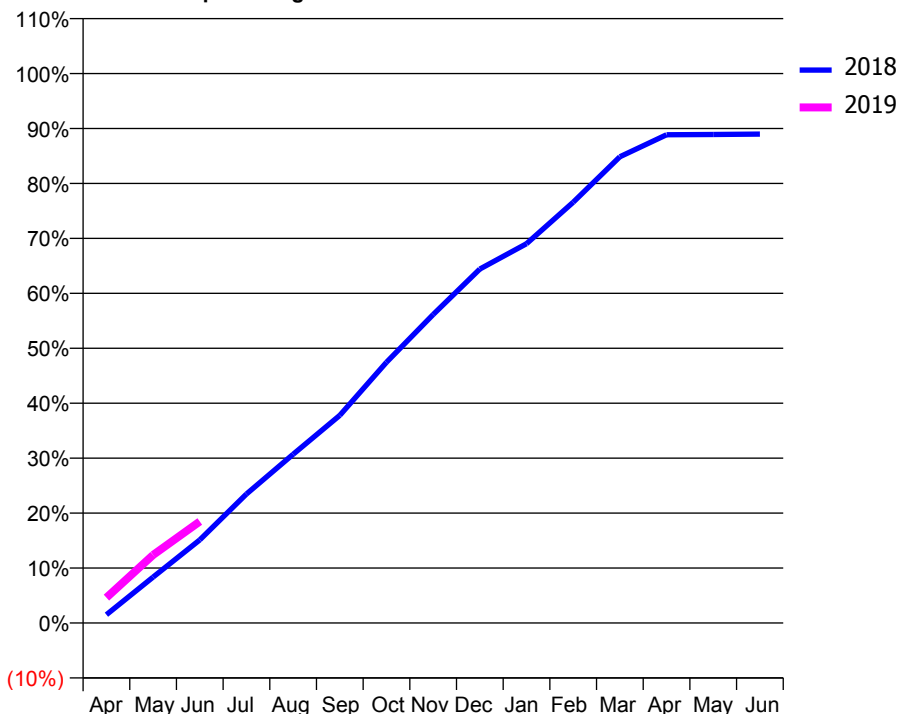
ACCESS*

Patients seen in 24 months	Total	Change since previous quarter
Quarter ending June 2017	4,893	
Quarter ending September 2017	4,815	↓
Quarter ending December 2017	4,866	→
Quarter ending March 2018	4,813	↓
Quarter ending June 2018	4,831	→
Variance since June 2017	(1.3%)	↓



ACTIVITY

Cumulative percentage of contracted UDA delivered 2018 & 2019



Adjusted Scheduled Activity (UDA)

Month	2018	2019
April	207	633
May	1,145	1,696
June	2,073	2,531
July	3,216	
August	4,206	
September	5,176	
October	6,499	
November	7,690	
December	8,823	
January	9,455	
February	10,489	
March	11,623	
April	12,170	
May	12,178	
June	12,186	

QUALITY

	Quantity	Base Number	Contract	AT	Region	England
% of FP17s for the same patient ID Re-attending within 3 months - Children	11	421	2.6%	10.5%	11.5%	11.5%
% of FP17s for the same patient ID Re-attending within 3 months - Adults	91	793	11.5%	15.7%	16.6%	15.4%
% of FP17s for the same patient ID Re-attending between 3 & 9 months - Children	178	421	42.3%	44.8%	48.8%	58.9%
% of FP17s for the same patient ID Re-attending between 3 & 9 months - Adults	279	793	35.2%	37.3%	39.3%	51.6%
% of FP17s for Band 1 Urgent Courses	75	1,033	7.3%	10.9%	10.6%	8.9%
% of FP17s Relating to Free Repair or Replacements	6	1,033	0.6%	0.5%	0.5%	0.8%
% of FP17s Relating to Continuations	3	1,033	0.3%	0.7%	0.7%	0.9%
% of Patients satisfied with the dentistry they have received	1	1	N/A	91.0%	90.4%	93.2%
% of Patients satisfied with the time they had to wait for an appointment	1	1	N/A	83.8%	85.3%	88.8%

* This is based on patients treated on this contract for their most recent course of treatment. Figures in italics indicate the base number of FP17s or Patient Questionnaire responses are less than 100. N/A is shown where the base number of responses is less than 10 during the period. % is calculated as Quantity/Base number*100

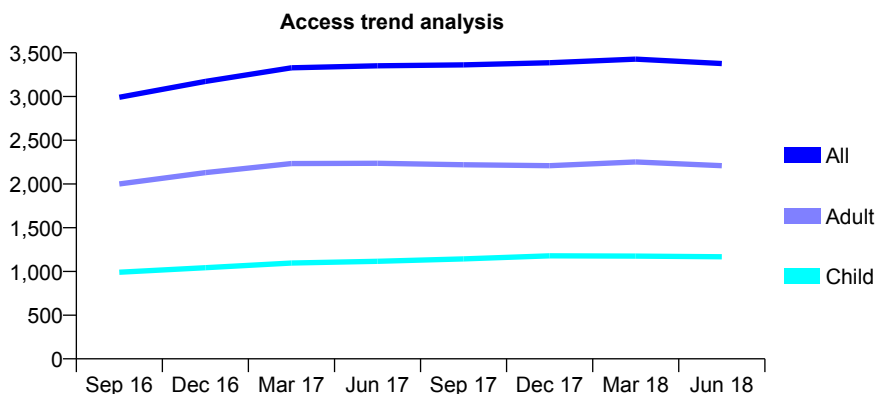
Q61 - Vital Signs At a Glance Contract Report for 124699/0001 - June 2018

Name or company name	Finchley Dental Care Practice Partnership
Contract type name	GDS Contract
Purpose of contract	General
Contract start date	01/03/2015
Contract end date	

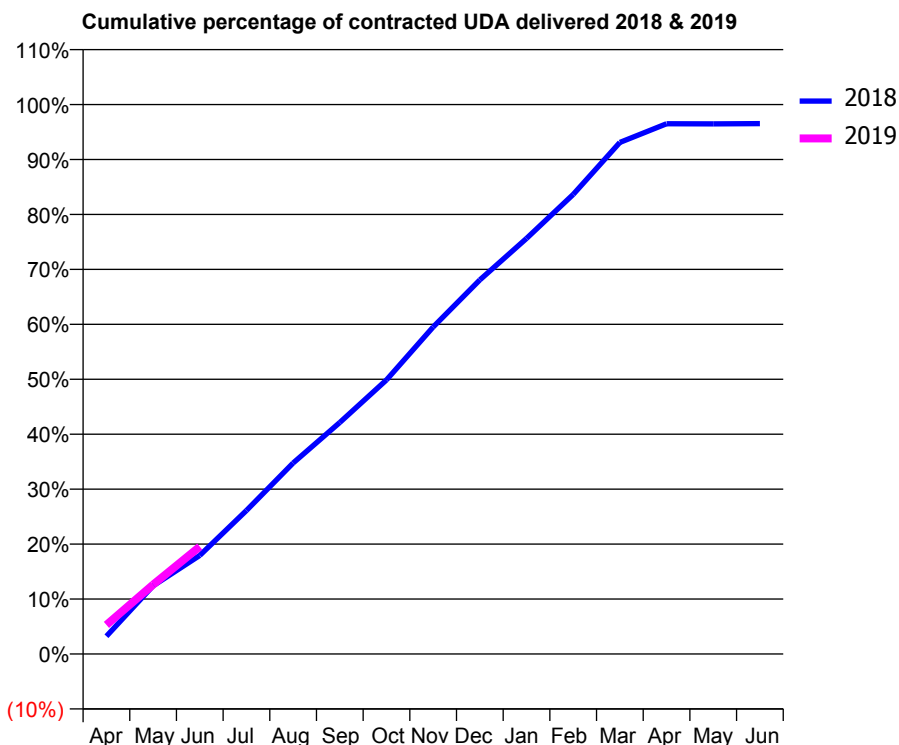
18/19 Contracted general activity (UDA)	7,500
Carry forward general activity (UDA)	0
18/19 Contracted orthodontic activity (UOA)	0
Carry forward orthodontic activity (UOA)	0
Baseline contract value	£198,382.63

ACCESS*

Patients seen in 24 months	Total	Change since previous quarter
Quarter ending June 2017	3,351	
Quarter ending September 2017	3,362	→
Quarter ending December 2017	3,387	→
Quarter ending March 2018	3,427	→
Quarter ending June 2018	3,377	↓
Variance since June 2017	0.8%	→



ACTIVITY



Adjusted Scheduled Activity (UDA)		
Month	2018	2019
April	243	398
May	930	948
June	1,346	1,466
July	1,959	
August	2,607	
September	3,160	
October	3,741	
November	4,464	
December	5,105	
January	5,672	
February	6,273	
March	6,982	
April	7,237	
May	7,235	
June	7,240	

QUALITY

	Quantity	Base Number	Contract	AT	Region	England
% of FP17s for the same patient ID Re-attending within 3 months - Children	26	295	8.8%	10.5%	11.5%	11.5%
% of FP17s for the same patient ID Re-attending within 3 months - Adults	83	502	16.5%	15.7%	16.6%	15.4%
% of FP17s for the same patient ID Re-attending between 3 & 9 months - Children	107	295	36.3%	44.8%	48.8%	58.9%
% of FP17s for the same patient ID Re-attending between 3 & 9 months - Adults	132	502	26.3%	37.3%	39.3%	51.6%
% of FP17s for Band 1 Urgent Courses	62	690	9.0%	10.9%	10.6%	8.9%
% of FP17s Relating to Free Repair or Replacements	1	690	0.1%	0.5%	0.5%	0.8%
% of FP17s Relating to Continuations	24	690	3.5%	0.7%	0.7%	0.9%
% of Patients satisfied with the dentistry they have received	2	2	N/A	91.0%	90.4%	93.2%
% of Patients satisfied with the time they had to wait for an appointment	2	2	N/A	83.8%	85.3%	88.8%

* This is based on patients treated on this contract for their most recent course of treatment. Figures in italics indicate the base number of FP17s or Patient Questionnaire responses are less than 100. N/A is shown where the base number of responses is less than 10 during the period. % is calculated as Quantity/Base number*100

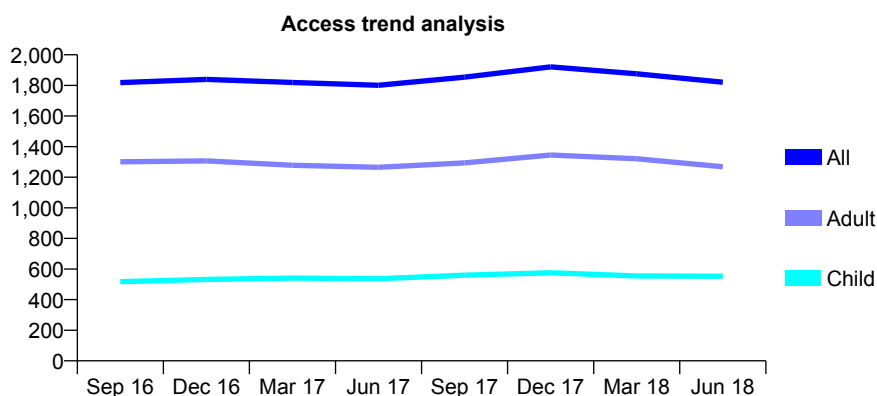
Q61 - Vital Signs At a Glance Contract Report for 124850/0001 - June 2018

Name or company name	Mona Lisa Smiles
Contract type name	GDS Contract
Purpose of contract	General
Contract start date	01/04/2008
Contract end date	

18/19 Contracted general activity (UDA)	5,343
Carry forward general activity (UDA)	0
18/19 Contracted orthodontic activity (UOA)	0
Carry forward orthodontic activity (UOA)	0
Baseline contract value	£127,835.98

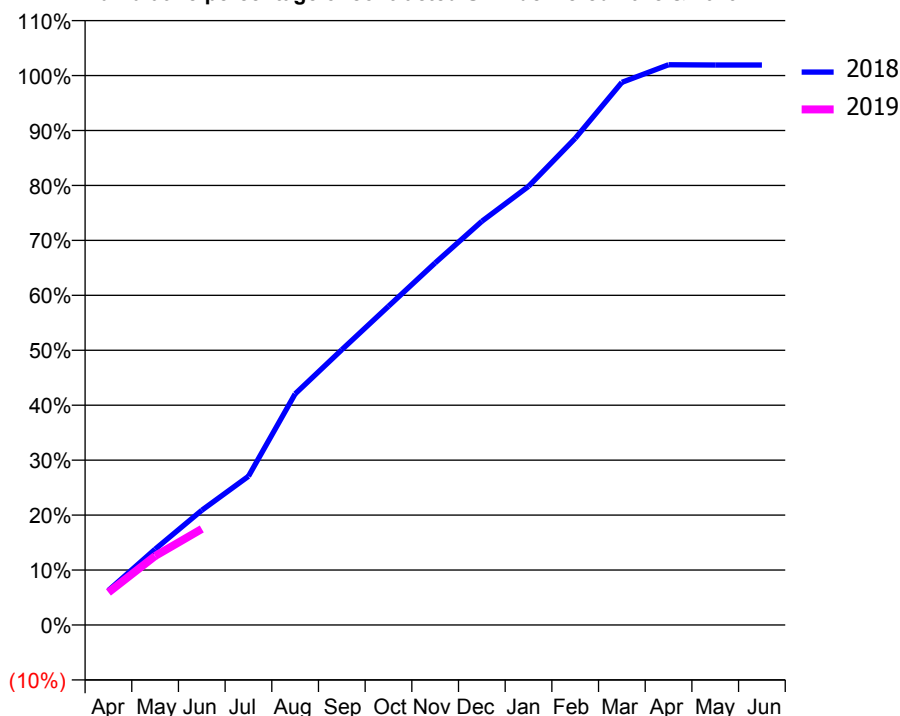
ACCESS*

Patients seen in 24 months	Total	Change since previous quarter
Quarter ending June 2017	1,801	
Quarter ending September 2017	1,854	↑
Quarter ending December 2017	1,921	↑
Quarter ending March 2018	1,876	↓
Quarter ending June 2018	1,821	↓
Variance since June 2017	1.1%	→



ACTIVITY

Cumulative percentage of contracted UDA delivered 2018 & 2019



Adjusted Scheduled Activity (UDA)		
Month	2018	2019
April	337	317
May	737	670
June	1,116	934
July	1,447	
August	2,247	
September	2,676	
October	3,100	
November	3,521	
December	3,926	
January	4,265	
February	4,732	
March	5,277	
April	5,447	
May	5,444	
June	5,444	

QUALITY

	Quantity	Base Number	Contract	AT	Region	England
% of FP17s for the same patient ID Re-attending within 3 months - Children	16	202	7.9%	10.5%	11.5%	11.5%
% of FP17s for the same patient ID Re-attending within 3 months - Adults	53	391	13.6%	15.7%	16.6%	15.4%
% of FP17s for the same patient ID Re-attending between 3 & 9 months - Children	131	202	64.9%	44.8%	48.8%	58.9%
% of FP17s for the same patient ID Re-attending between 3 & 9 months - Adults	264	391	67.5%	37.3%	39.3%	51.6%
% of FP17s for Band 1 Urgent Courses	47	517	9.1%	10.9%	10.6%	8.9%
% of FP17s Relating to Free Repair or Replacements	1	517	0.2%	0.5%	0.5%	0.8%
% of FP17s Relating to Continuations	0	517	0.0%	0.7%	0.7%	0.9%
% of Patients satisfied with the dentistry they have received	0	1	N/A	91.0%	90.4%	93.2%
% of Patients satisfied with the time they had to wait for an appointment	1	1	N/A	83.8%	85.3%	88.8%

* This is based on patients treated on this contract for their most recent course of treatment. Figures in italics indicate the base number of FP17s or Patient Questionnaire responses are less than 100. N/A is shown where the base number of responses is less than 10 during the period. % is calculated as Quantity/Base number*100

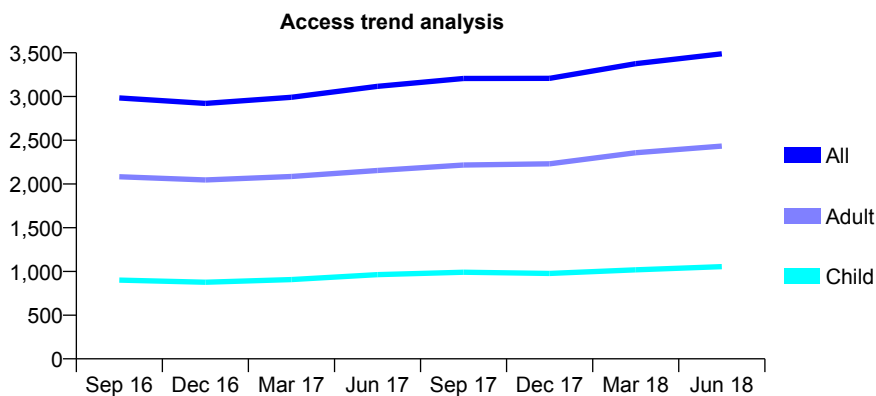
Q61 - Vital Signs At a Glance Contract Report for 125970/0001 - June 2018

Name or company name	Stratford Village Dental Practice
Contract type name	GDS Contract
Purpose of contract	General
Contract start date	01/04/2008
Contract end date	

18/19 Contracted general activity (UDA)	12,365
Carry forward general activity (UDA)	0
18/19 Contracted orthodontic activity (UOA)	0
Carry forward orthodontic activity (UOA)	0
Baseline contract value	£457,498.51

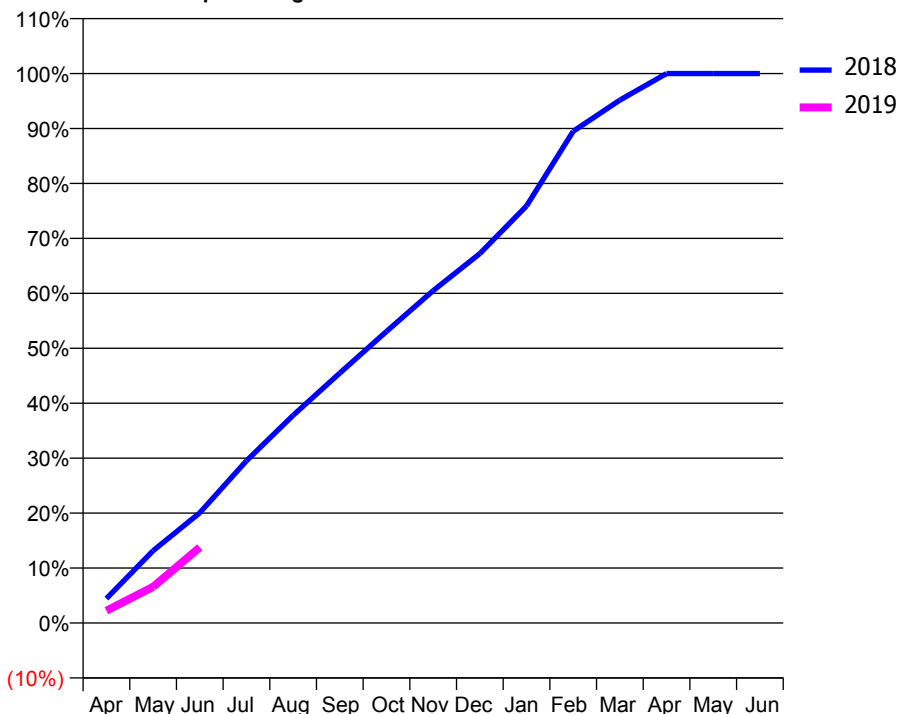
ACCESS*

Patients seen in 24 months	Total	Change since previous quarter
Quarter ending June 2017	3,117	
Quarter ending September 2017	3,207	↑
Quarter ending December 2017	3,208	→
Quarter ending March 2018	3,375	↑
Quarter ending June 2018	3,488	↑
Variance since June 2017	11.9%	↑



ACTIVITY

Cumulative percentage of contracted UDA delivered 2018 & 2019



Month	Adjusted Scheduled Activity (UDA)	
	2018	2019
April	551	279
May	1,628	815
June	2,481	1,702
July	3,651	
August	4,672	
September	5,625	
October	6,562	
November	7,479	
December	8,312	
January	9,383	
February	11,066	
March	11,768	
April	12,363	
May	12,363	
June	12,363	

QUALITY

	Quantity	Base Number	Contract	AT	Region	England
% of FP17s for the same patient ID Re-attending within 3 months - Children	15	268	5.6%	10.5%	11.5%	11.5%
% of FP17s for the same patient ID Re-attending within 3 months - Adults	74	591	12.5%	15.7%	16.6%	15.4%
% of FP17s for the same patient ID Re-attending between 3 & 9 months - Children	132	268	49.3%	44.8%	48.8%	58.9%
% of FP17s for the same patient ID Re-attending between 3 & 9 months - Adults	213	591	36.0%	37.3%	39.3%	51.6%
% of FP17s for Band 1 Urgent Courses	70	709	9.9%	10.9%	10.6%	8.9%
% of FP17s Relating to Free Repair or Replacements	5	709	0.7%	0.5%	0.5%	0.8%
% of FP17s Relating to Continuations	7	709	1.0%	0.7%	0.7%	0.9%
% of Patients satisfied with the dentistry they have received	3	3	N/A	91.0%	90.4%	93.2%
% of Patients satisfied with the time they had to wait for an appointment	3	3	N/A	83.8%	85.3%	88.8%

* This is based on patients treated on this contract for their most recent course of treatment. Figures in italics indicate the base number of FP17s or Patient Questionnaire responses are less than 100. N/A is shown where the base number of responses is less than 10 during the period. % is calculated as Quantity/Base number*100

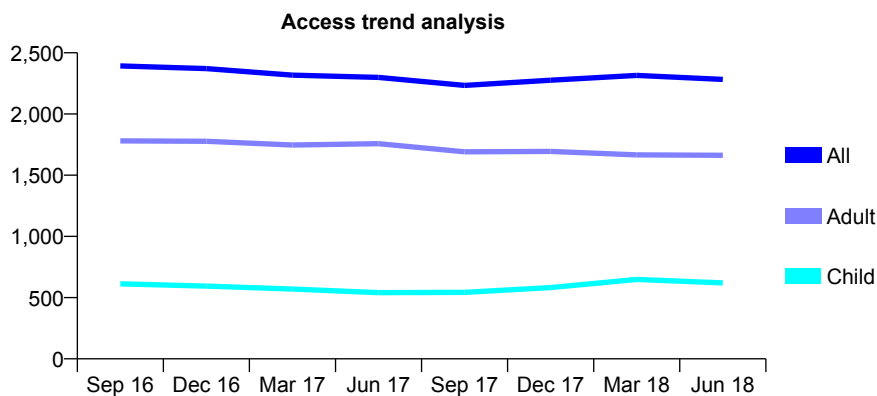
Q61 - Vital Signs At a Glance Contract Report for 126063/0001 - June 2018

Name or company name	Valentine Dental Practice Ltd
Contract type name	GDS Contract
Purpose of contract	General
Contract start date	01/07/2011
Contract end date	

18/19 Contracted general activity (UDA)	6,231
Carry forward general activity (UDA)	0
18/19 Contracted orthodontic activity (UOA)	0
Carry forward orthodontic activity (UOA)	0
Baseline contract value	£175,565.50

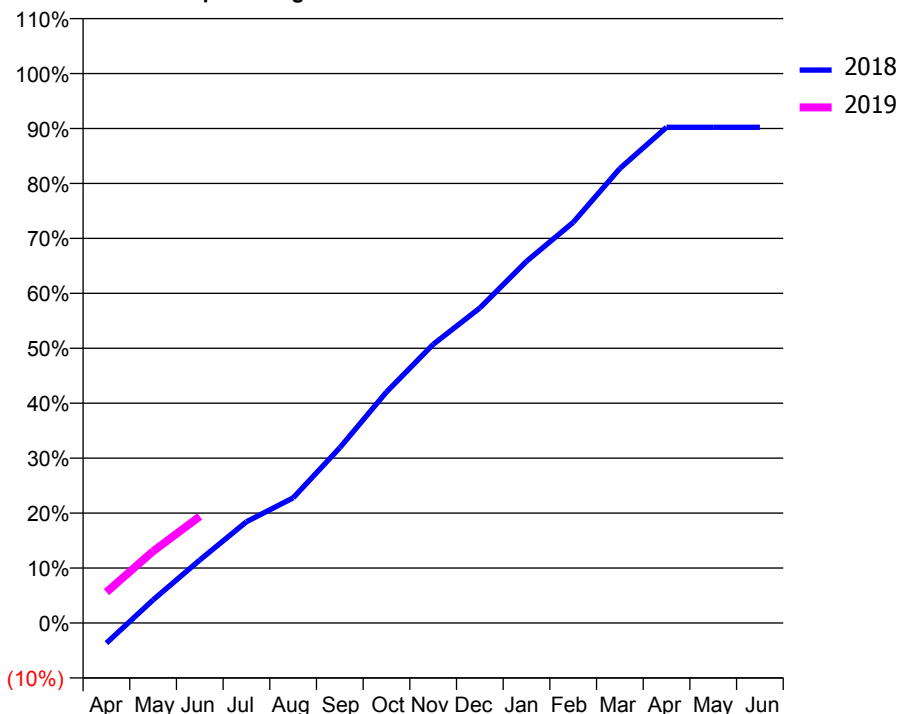
ACCESS*

Patients seen in 24 months	Total	Change since previous quarter
Quarter ending June 2017	2,299	
Quarter ending September 2017	2,234	↓
Quarter ending December 2017	2,276	→
Quarter ending March 2018	2,315	→
Quarter ending June 2018	2,283	↓
Variance since June 2017	(0.7%)	→



ACTIVITY

Cumulative percentage of contracted UDA delivered 2018 & 2019



Adjusted Scheduled Activity (UDA)

Month	2018	2019
April	-229	350
May	262	814
June	715	1,210
July	1,148	
August	1,419	
September	1,987	
October	2,620	
November	3,159	
December	3,572	
January	4,101	
February	4,542	
March	5,154	
April	5,622	
May	5,622	
June	5,622	

QUALITY

	Quantity	Base Number	Contract	AT	Region	England
% of FP17s for the same patient ID Re-attending within 3 months - Children	7	197	3.6%	10.5%	11.5%	11.5%
% of FP17s for the same patient ID Re-attending within 3 months - Adults	64	470	13.6%	15.7%	16.6%	15.4%
% of FP17s for the same patient ID Re-attending between 3 & 9 months - Children	36	197	18.3%	44.8%	48.8%	58.9%
% of FP17s for the same patient ID Re-attending between 3 & 9 months - Adults	161	470	34.3%	37.3%	39.3%	51.6%
% of FP17s for Band 1 Urgent Courses	101	464	21.8%	10.9%	10.6%	8.9%
% of FP17s Relating to Free Repair or Replacements	7	464	1.5%	0.5%	0.5%	0.8%
% of FP17s Relating to Continuations	7	464	1.5%	0.7%	0.7%	0.9%
% of Patients satisfied with the dentistry they have received	2	2	N/A	91.0%	90.4%	93.2%
% of Patients satisfied with the time they had to wait for an appointment	2	2	N/A	83.8%	85.3%	88.8%

* This is based on patients treated on this contract for their most recent course of treatment. Figures in italics indicate the base number of FP17s or Patient Questionnaire responses are less than 100. N/A is shown where the base number of responses is less than 10 during the period. % is calculated as Quantity/Base number*100

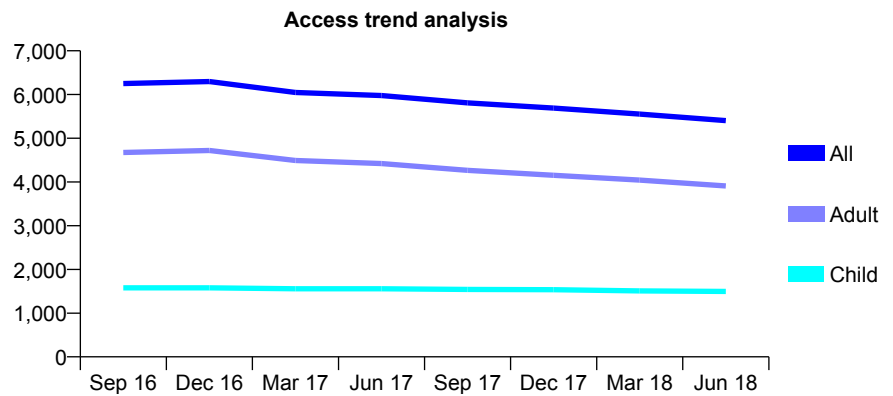
Q61 - Vital Signs At a Glance Contract Report for 126489/0001 - June 2018

Name or company name	Mr Mansour Ezzati
Contract type name	GDS Contract
Purpose of contract	General
Contract start date	01/01/2009
Contract end date	

18/19 Contracted general activity (UDA)	18,134
Carry forward general activity (UDA)	0
18/19 Contracted orthodontic activity (UOA)	0
Carry forward orthodontic activity (UOA)	0
Baseline contract value	£542,799.84

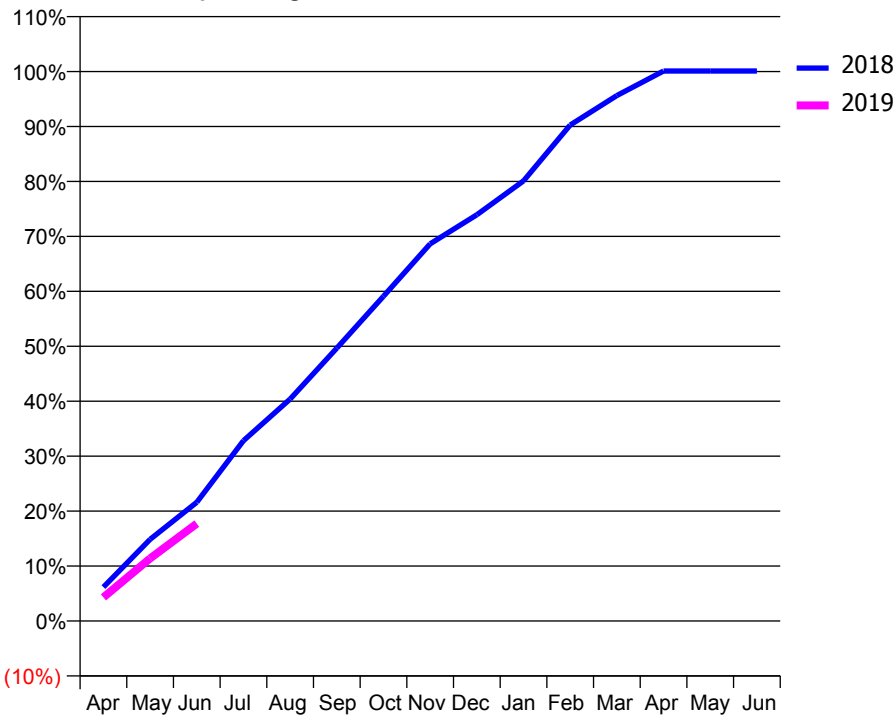
ACCESS*

Patients seen in 24 months	Total	Change since previous quarter
Quarter ending June 2017	5,978	
Quarter ending September 2017	5,809	↓
Quarter ending December 2017	5,691	↓
Quarter ending March 2018	5,553	↓
Quarter ending June 2018	5,403	↓
Variance since June 2017	(9.6%)	↓



ACTIVITY

Cumulative percentage of contracted UDA delivered 2018 & 2019



Adjusted Scheduled Activity (UDA)		
Month	2018	2019
April	1,122	783
May	2,697	2,066
June	3,920	3,214
July	5,954	
August	7,325	
September	9,007	
October	10,717	
November	12,449	
December	13,405	
January	14,524	
February	16,368	
March	17,339	
April	18,152	
May	18,152	
June	18,152	

QUALITY

	Quantity	Base Number	Contract	AT	Region	England
% of FP17s for the same patient ID Re-attending within 3 months - Children	18	382	4.7%	10.5%	11.5%	11.5%
% of FP17s for the same patient ID Re-attending within 3 months - Adults	84	802	10.5%	15.7%	16.6%	15.4%
% of FP17s for the same patient ID Re-attending between 3 & 9 months - Children	166	382	43.5%	44.8%	48.8%	58.9%
% of FP17s for the same patient ID Re-attending between 3 & 9 months - Adults	245	802	30.5%	37.3%	39.3%	51.6%
% of FP17s for Band 1 Urgent Courses	98	930	10.5%	10.9%	10.6%	8.9%
% of FP17s Relating to Free Repair or Replacements	1	930	0.1%	0.5%	0.5%	0.8%
% of FP17s Relating to Continuations	2	930	0.2%	0.7%	0.7%	0.9%
% of Patients satisfied with the dentistry they have received	4	4	N/A	91.0%	90.4%	93.2%
% of Patients satisfied with the time they had to wait for an appointment	4	4	N/A	83.8%	85.3%	88.8%

* This is based on patients treated on this contract for their most recent course of treatment. Figures in italics indicate the base number of FP17s or Patient Questionnaire responses are less than 100. N/A is shown where the base number of responses is less than 10 during the period. % is calculated as Quantity/Base number*100

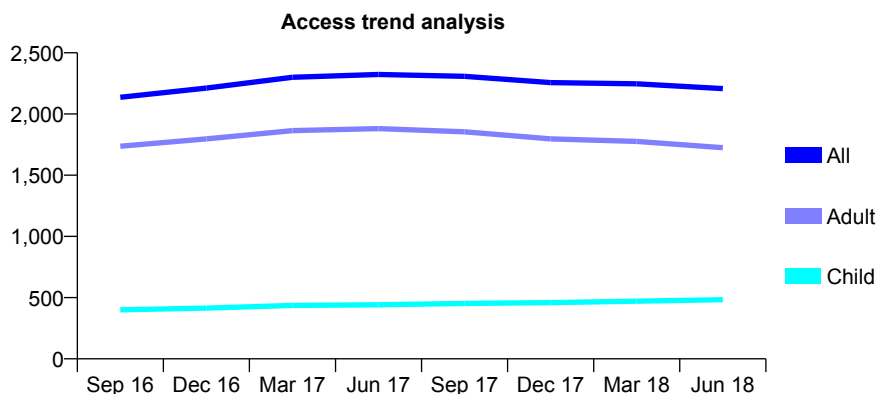
Q61 - Vital Signs At a Glance Contract Report for 127183/0001 - June 2018

Name or company name	NL Partners
Contract type name	GDS Contract
Purpose of contract	General
Contract start date	01/11/2014
Contract end date	

18/19 Contracted general activity (UDA)	7,359
Carry forward general activity (UDA)	0
18/19 Contracted orthodontic activity (UOA)	0
Carry forward orthodontic activity (UOA)	0
Baseline contract value	£226,469.90

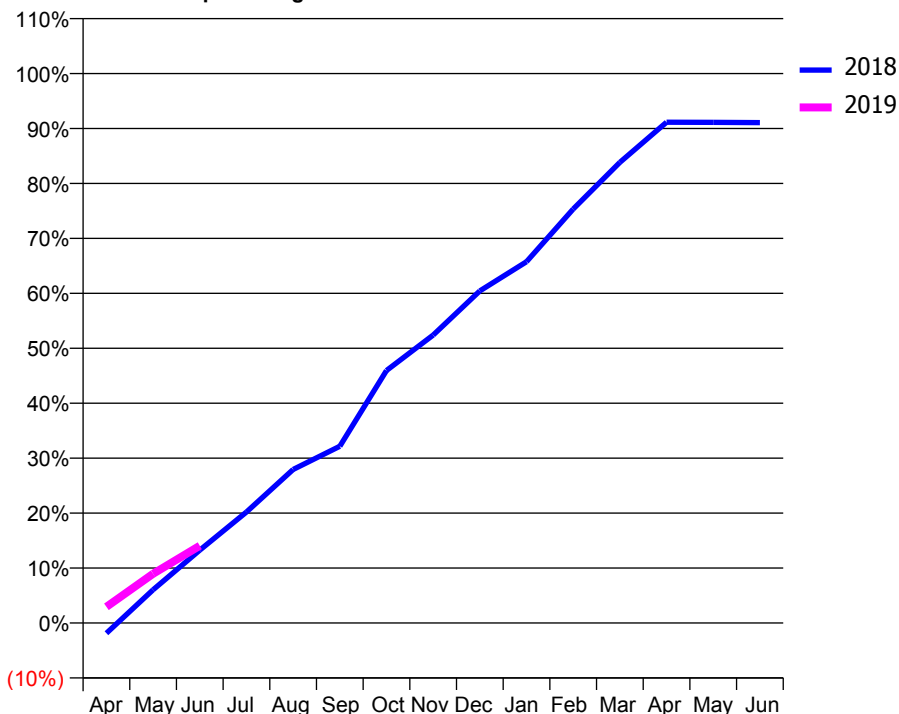
ACCESS*

Patients seen in 24 months	Total	Change since previous quarter
Quarter ending June 2017	2,323	
Quarter ending September 2017	2,308	→
Quarter ending December 2017	2,256	↓
Quarter ending March 2018	2,247	→
Quarter ending June 2018	2,208	↓
Variance since June 2017	(5.0%)	↓



ACTIVITY

Cumulative percentage of contracted UDA delivered 2018 & 2019



Adjusted Scheduled Activity (UDA)		
Month	2018	2019
April	-138	216
May	445	660
June	976	1,036
July	1,487	
August	2,057	
September	2,367	
October	3,381	
November	3,857	
December	4,448	
January	4,839	
February	5,544	
March	6,169	
April	6,707	
May	6,704	
June	6,701	

QUALITY

	Quantity	Base Number	Contract	AT	Region	England
% of FP17s for the same patient ID Re-attending within 3 months - Children	4	139	2.9%	10.5%	11.5%	11.5%
% of FP17s for the same patient ID Re-attending within 3 months - Adults	29	418	6.9%	15.7%	16.6%	15.4%
% of FP17s for the same patient ID Re-attending between 3 & 9 months - Children	64	139	46.0%	44.8%	48.8%	58.9%
% of FP17s for the same patient ID Re-attending between 3 & 9 months - Adults	193	418	46.2%	37.3%	39.3%	51.6%
% of FP17s for Band 1 Urgent Courses	3	424	0.7%	10.9%	10.6%	8.9%
% of FP17s Relating to Free Repair or Replacements	1	424	0.2%	0.5%	0.5%	0.8%
% of FP17s Relating to Continuations	4	424	0.9%	0.7%	0.7%	0.9%
% of Patients satisfied with the dentistry they have received	0	0	N/A	91.0%	90.4%	93.2%
% of Patients satisfied with the time they had to wait for an appointment	0	0	N/A	83.8%	85.3%	88.8%

* This is based on patients treated on this contract for their most recent course of treatment. Figures in italics indicate the base number of FP17s or Patient Questionnaire responses are less than 100. N/A is shown where the base number of responses is less than 10 during the period. % is calculated as Quantity/Base number*100

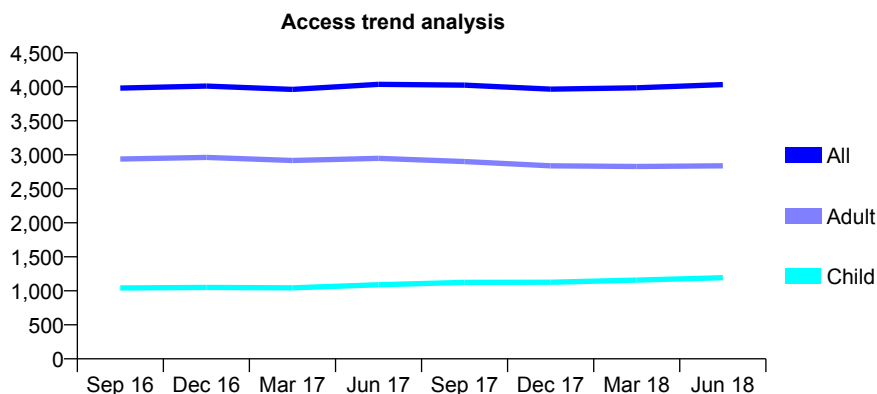
Q61 - Vital Signs At a Glance Contract Report for 127183/0002 - June 2018

Name or company name	NL Partners
Contract type name	GDS Contract
Purpose of contract	General
Contract start date	01/11/2014
Contract end date	

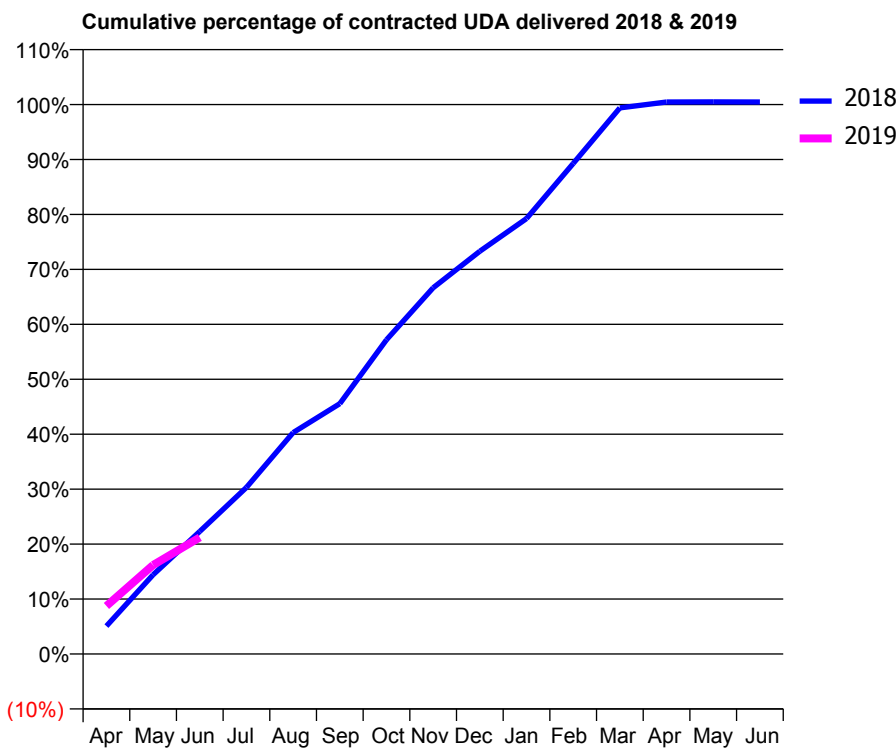
18/19 Contracted general activity (UDA)	10,565
Carry forward general activity (UDA)	0
18/19 Contracted orthodontic activity (UOA)	0
Carry forward orthodontic activity (UOA)	0
Baseline contract value	£294,900.28

ACCESS*

Patients seen in 24 months	Total	Change since previous quarter
Quarter ending June 2017	4,037	
Quarter ending September 2017	4,025	→
Quarter ending December 2017	3,966	↓
Quarter ending March 2018	3,986	→
Quarter ending June 2018	4,032	→
Variance since June 2017	(0.1%)	→



ACTIVITY



Month	Adjusted Scheduled Activity (UDA)	
	2018	2019
April	537	924
May	1,525	1,711
June	2,358	2,242
July	3,204	
August	4,257	
September	4,814	
October	6,043	
November	7,041	
December	7,745	
January	8,372	
February	9,432	
March	10,501	
April	10,614	
May	10,615	
June	10,614	

QUALITY

	Quantity	Base Number	Contract	AT	Region	England
% of FP17s for the same patient ID Re-attending within 3 months - Children	24	356	6.7%	10.5%	11.5%	11.5%
% of FP17s for the same patient ID Re-attending within 3 months - Adults	79	682	11.6%	15.7%	16.6%	15.4%
% of FP17s for the same patient ID Re-attending between 3 & 9 months - Children	151	356	42.4%	44.8%	48.8%	58.9%
% of FP17s for the same patient ID Re-attending between 3 & 9 months - Adults	229	682	33.6%	37.3%	39.3%	51.6%
% of FP17s for Band 1 Urgent Courses	52	973	5.3%	10.9%	10.6%	8.9%
% of FP17s Relating to Free Repair or Replacements	4	973	0.4%	0.5%	0.5%	0.8%
% of FP17s Relating to Continuations	3	973	0.3%	0.7%	0.7%	0.9%
% of Patients satisfied with the dentistry they have received	1	3	N/A	91.0%	90.4%	93.2%
% of Patients satisfied with the time they had to wait for an appointment	3	3	N/A	83.8%	85.3%	88.8%

* This is based on patients treated on this contract for their most recent course of treatment. Figures in italics indicate the base number of FP17s or Patient Questionnaire responses are less than 100. N/A is shown where the base number of responses is less than 10 during the period. % is calculated as Quantity/Base number*100

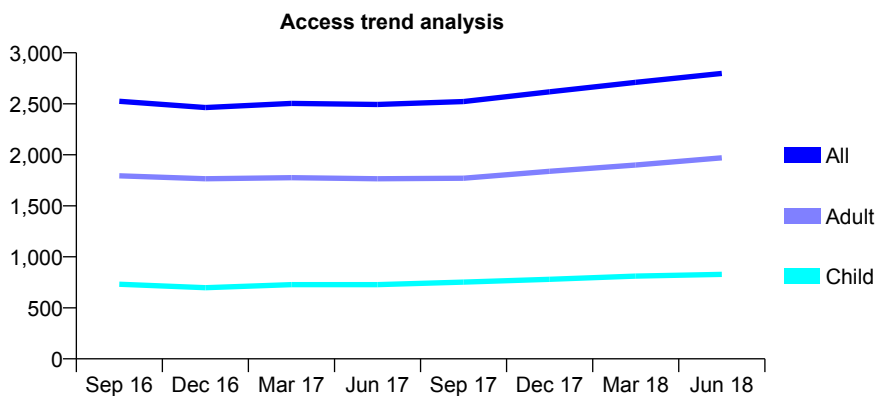
Q61 - Vital Signs At a Glance Contract Report for 127256/0001 - June 2018

Name or company name	Hainualt Gentle Dental Care Ltd
Contract type name	GDS Contract
Purpose of contract	General
Contract start date	01/05/2011
Contract end date	

18/19 Contracted general activity (UDA)	6,575
Carry forward general activity (UDA)	0
18/19 Contracted orthodontic activity (UOA)	0
Carry forward orthodontic activity (UOA)	0
Baseline contract value	£174,127.82

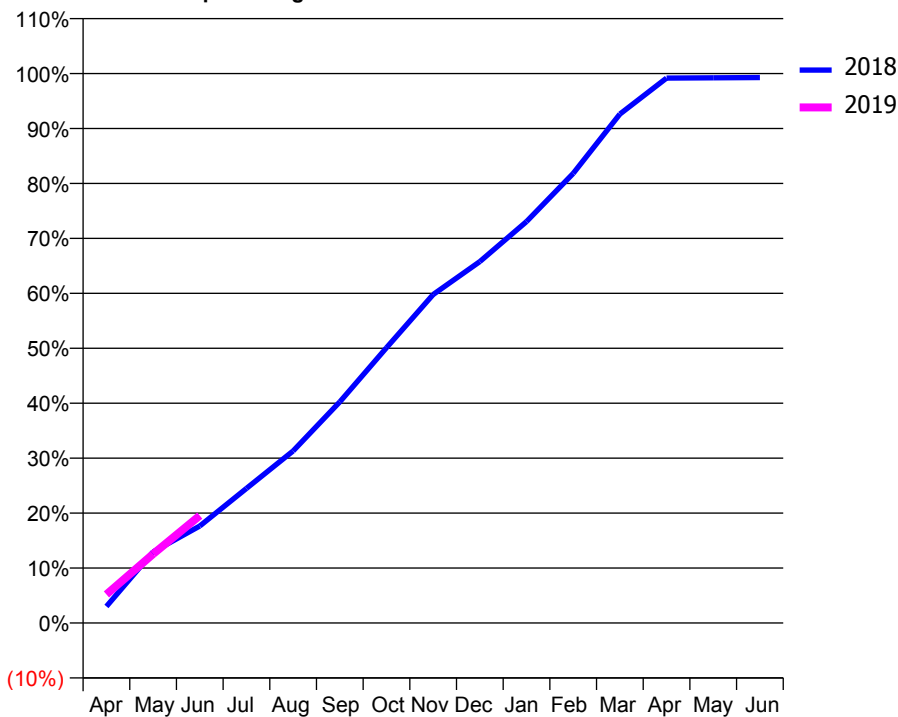
ACCESS*

Patients seen in 24 months	Total	Change since previous quarter
Quarter ending June 2017	2,493	
Quarter ending September 2017	2,522	→
Quarter ending December 2017	2,618	↑
Quarter ending March 2018	2,711	↑
Quarter ending June 2018	2,798	↑
Variance since June 2017	12.2%	↑



ACTIVITY

Cumulative percentage of contracted UDA delivered 2018 & 2019



Adjusted Scheduled Activity (UDA)		
Month	2018	2019
April	199	342
May	852	825
June	1,161	1,285
July	1,611	
August	2,059	
September	2,647	
October	3,294	
November	3,931	
December	4,324	
January	4,803	
February	5,380	
March	6,089	
April	6,521	
May	6,524	
June	6,527	

QUALITY

	Quantity	Base Number	Contract	AT	Region	England
% of FP17s for the same patient ID Re-attending within 3 months - Children	21	232	9.1%	10.5%	11.5%	11.5%
% of FP17s for the same patient ID Re-attending within 3 months - Adults	59	499	11.8%	15.7%	16.6%	15.4%
% of FP17s for the same patient ID Re-attending between 3 & 9 months - Children	55	232	23.7%	44.8%	48.8%	58.9%
% of FP17s for the same patient ID Re-attending between 3 & 9 months - Adults	94	499	18.8%	37.3%	39.3%	51.6%
% of FP17s for Band 1 Urgent Courses	36	426	8.5%	10.9%	10.6%	8.9%
% of FP17s Relating to Free Repair or Replacements	5	426	1.2%	0.5%	0.5%	0.8%
% of FP17s Relating to Continuations	4	426	0.9%	0.7%	0.7%	0.9%
% of Patients satisfied with the dentistry they have received	0	0	N/A	91.0%	90.4%	93.2%
% of Patients satisfied with the time they had to wait for an appointment	0	0	N/A	83.8%	85.3%	88.8%

* This is based on patients treated on this contract for their most recent course of treatment. Figures in italics indicate the base number of FP17s or Patient Questionnaire responses are less than 100. N/A is shown where the base number of responses is less than 10 during the period. % is calculated as Quantity/Base number*100

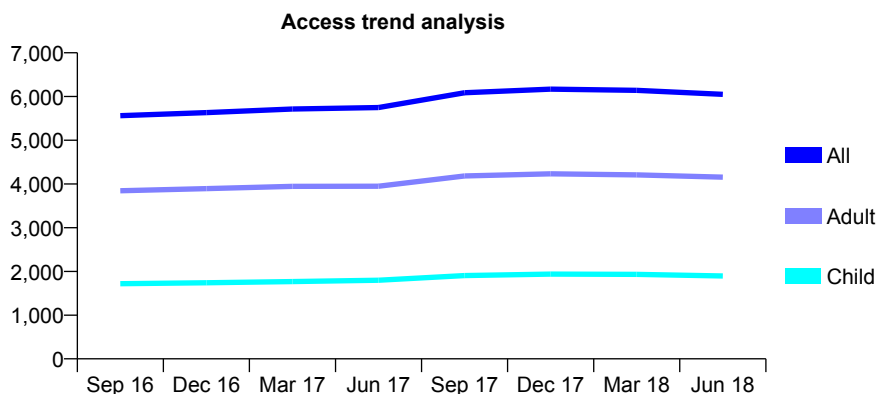
Q61 - Vital Signs At a Glance Contract Report for 127280/0001 - June 2018

Name or company name	S Cowley, R Ingham and J Angelo
Contract type name	GDS Contract
Purpose of contract	General
Contract start date	01/05/2011
Contract end date	

18/19 Contracted general activity (UDA)	23,003
Carry forward general activity (UDA)	0
18/19 Contracted orthodontic activity (UOA)	0
Carry forward orthodontic activity (UOA)	0
Baseline contract value	£672,088.94

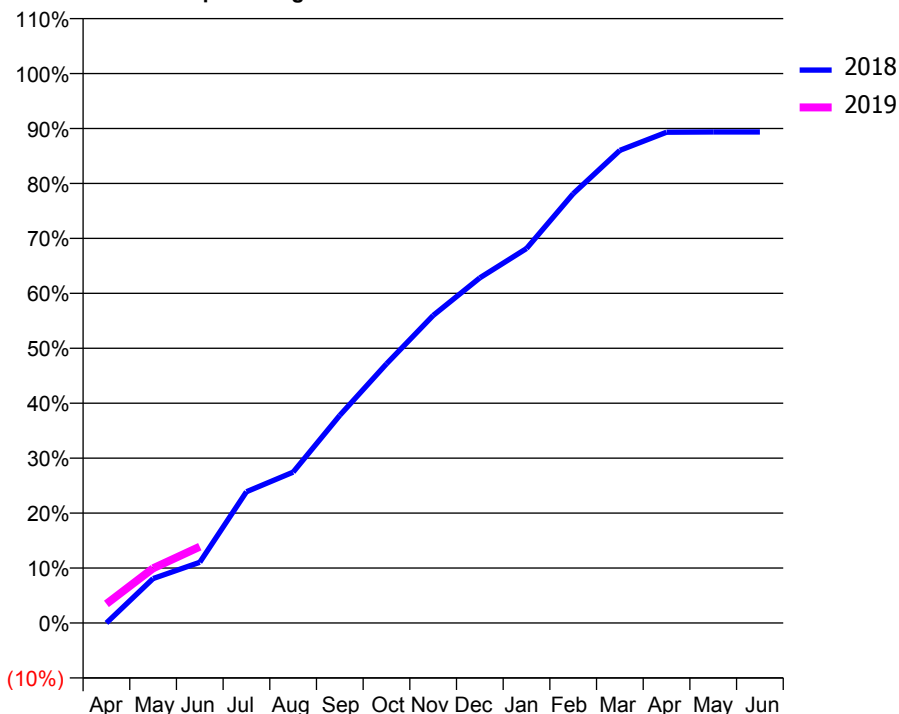
ACCESS*

Patients seen in 24 months	Total	Change since previous quarter
Quarter ending June 2017	5,747	
Quarter ending September 2017	6,086	↑
Quarter ending December 2017	6,170	→
Quarter ending March 2018	6,140	→
Quarter ending June 2018	6,050	↓
Variance since June 2017	5.3%	↑



ACTIVITY

Cumulative percentage of contracted UDA delivered 2018 & 2019



Month	Adjusted Scheduled Activity (UDA)	
	2018	2019
April	-4	800
May	1,861	2,291
June	2,541	3,193
July	5,494	
August	6,314	
September	8,696	
October	10,847	
November	12,877	
December	14,448	
January	15,678	
February	17,969	
March	19,785	
April	20,546	
May	20,556	
June	20,557	

QUALITY

	Quantity	Base Number	Contract	AT	Region	England
% of FP17s for the same patient ID Re-attending within 3 months - Children	31	346	9.0%	10.5%	11.5%	11.5%
% of FP17s for the same patient ID Re-attending within 3 months - Adults	185	872	21.2%	15.7%	16.6%	15.4%
% of FP17s for the same patient ID Re-attending between 3 & 9 months - Children	90	346	26.0%	44.8%	48.8%	58.9%
% of FP17s for the same patient ID Re-attending between 3 & 9 months - Adults	233	872	26.7%	37.3%	39.3%	51.6%
% of FP17s for Band 1 Urgent Courses	232	999	23.2%	10.9%	10.6%	8.9%
% of FP17s Relating to Free Repair or Replacements	2	999	0.2%	0.5%	0.5%	0.8%
% of FP17s Relating to Continuations	22	999	2.2%	0.7%	0.7%	0.9%
% of Patients satisfied with the dentistry they have received	3	3	N/A	91.0%	90.4%	93.2%
% of Patients satisfied with the time they had to wait for an appointment	3	3	N/A	83.8%	85.3%	88.8%

* This is based on patients treated on this contract for their most recent course of treatment. Figures in italics indicate the base number of FP17s or Patient Questionnaire responses are less than 100. N/A is shown where the base number of responses is less than 10 during the period. % is calculated as Quantity/Base number*100

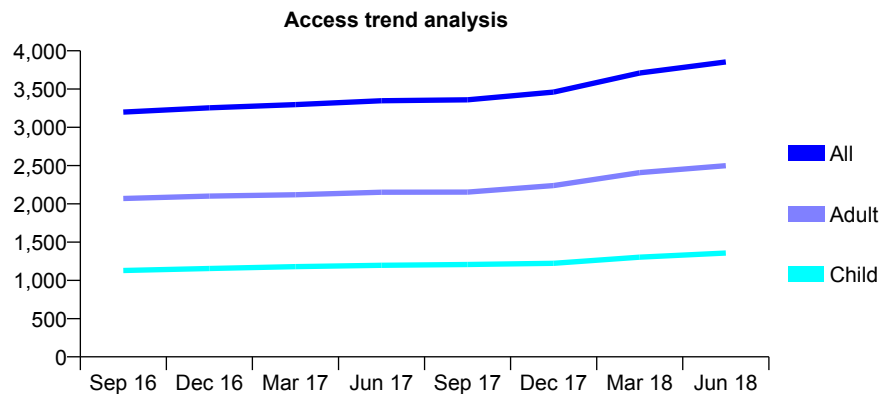
Q61 - Vital Signs At a Glance Contract Report for 127833/0001 - June 2018

Name or company name	Oris Dental Centre
Contract type name	GDS Contract
Purpose of contract	General
Contract start date	01/12/2008
Contract end date	

18/19 Contracted general activity (UDA)	10,757
Carry forward general activity (UDA)	0
18/19 Contracted orthodontic activity (UOA)	0
Carry forward orthodontic activity (UOA)	0
Baseline contract value	£271,183.41

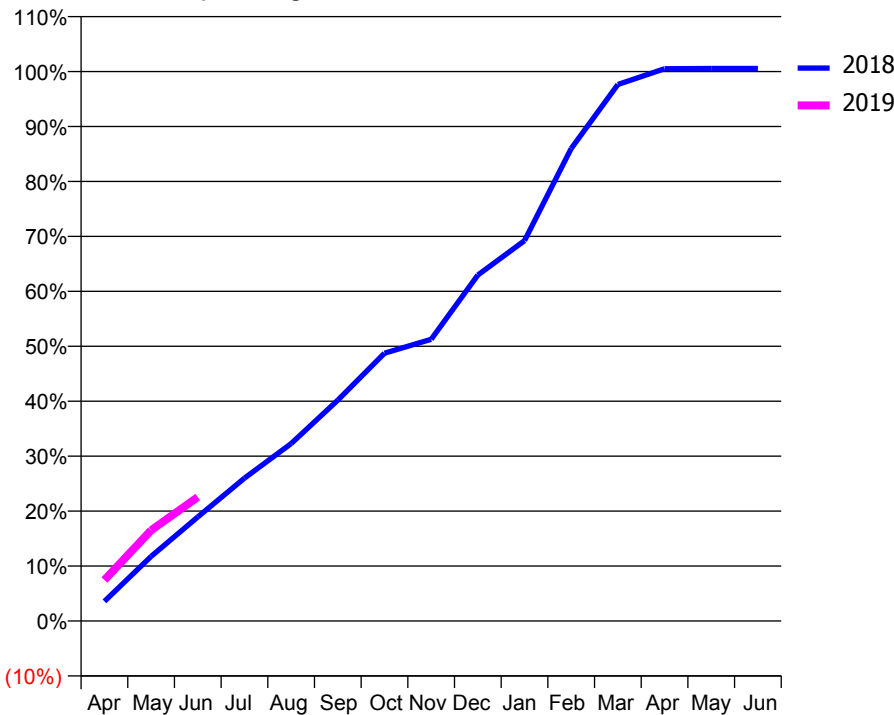
ACCESS*

Patients seen in 24 months	Total	Change since previous quarter
Quarter ending June 2017	3,348	
Quarter ending September 2017	3,360	→
Quarter ending December 2017	3,461	↑
Quarter ending March 2018	3,709	↑
Quarter ending June 2018	3,855	↑
Variance since June 2017	15.1%	↑



ACTIVITY

Cumulative percentage of contracted UDA delivered 2018 & 2019



Adjusted Scheduled Activity (UDA)		
Month	2018	2019
April	384	802
May	1,265	1,777
June	2,036	2,426
July	2,797	
August	3,474	
September	4,324	
October	5,244	
November	5,515	
December	6,772	
January	7,445	
February	9,251	
March	10,504	
April	10,811	
May	10,816	
June	10,816	

QUALITY

	Quantity	Base Number	Contract	AT	Region	England
% of FP17s for the same patient ID Re-attending within 3 months - Children	45	459	9.8%	10.5%	11.5%	11.5%
% of FP17s for the same patient ID Re-attending within 3 months - Adults	112	742	15.1%	15.7%	16.6%	15.4%
% of FP17s for the same patient ID Re-attending between 3 & 9 months - Children	184	459	40.1%	44.8%	48.8%	58.9%
% of FP17s for the same patient ID Re-attending between 3 & 9 months - Adults	216	742	29.1%	37.3%	39.3%	51.6%
% of FP17s for Band 1 Urgent Courses	104	962	10.8%	10.9%	10.6%	8.9%
% of FP17s Relating to Free Repair or Replacements	10	962	1.0%	0.5%	0.5%	0.8%
% of FP17s Relating to Continuations	0	962	0.0%	0.7%	0.7%	0.9%
% of Patients satisfied with the dentistry they have received	0	0	N/A	91.0%	90.4%	93.2%
% of Patients satisfied with the time they had to wait for an appointment	0	0	N/A	83.8%	85.3%	88.8%

* This is based on patients treated on this contract for their most recent course of treatment. Figures in italics indicate the base number of FP17s or Patient Questionnaire responses are less than 100. N/A is shown where the base number of responses is less than 10 during the period. % is calculated as Quantity/Base number*100

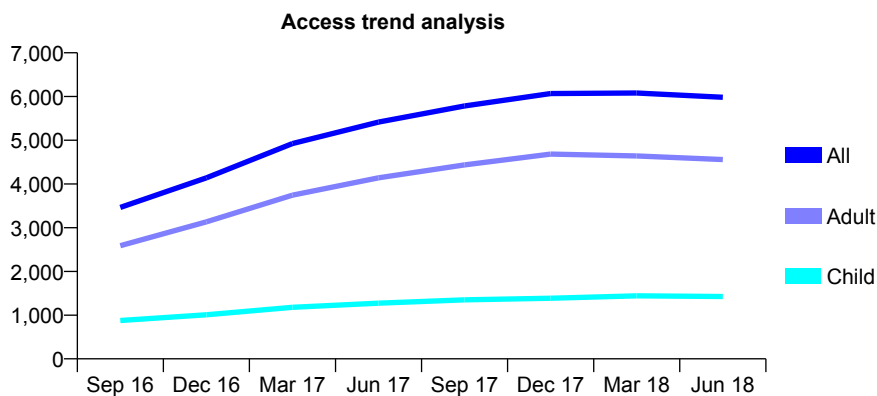
Q61 - Vital Signs At a Glance Contract Report for 127965/0001 - June 2018

Name or company name	Manor House DS
Contract type name	GDS Contract
Purpose of contract	General
Contract start date	01/12/2015
Contract end date	

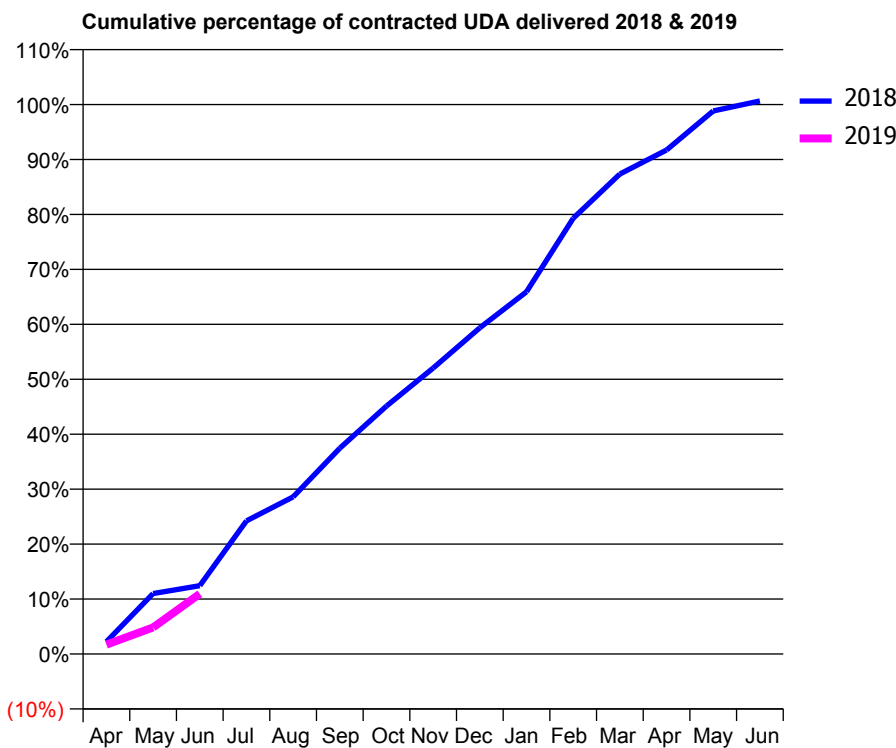
18/19 Contracted general activity (UDA)	17,735
Carry forward general activity (UDA)	0
18/19 Contracted orthodontic activity (UOA)	0
Carry forward orthodontic activity (UOA)	0
Baseline contract value	£621,247.80

ACCESS*

Patients seen in 24 months	Total	Change since previous quarter
Quarter ending June 2017	5,416	
Quarter ending September 2017	5,785	↑
Quarter ending December 2017	6,068	↑
Quarter ending March 2018	6,080	→
Quarter ending June 2018	5,982	↓
Variance since June 2017	10.5%	↑



ACTIVITY



Month	Adjusted Scheduled Activity (UDA)	
	2018	2019
April	399	303
May	1,950	859
June	2,206	1,942
July	4,295	
August	5,071	
September	6,642	
October	8,004	
November	9,229	
December	10,530	
January	11,691	
February	14,063	
March	15,491	
April	16,268	
May	17,525	
June	17,851	

QUALITY

	Quantity	Base Number	Contract	AT	Region	England
% of FP17s for the same patient ID Re-attending within 3 months - Children	7	334	2.1%	10.5%	11.5%	11.5%
% of FP17s for the same patient ID Re-attending within 3 months - Adults	24	877	2.7%	15.7%	16.6%	15.4%
% of FP17s for the same patient ID Re-attending between 3 & 9 months - Children	84	334	25.1%	44.8%	48.8%	58.9%
% of FP17s for the same patient ID Re-attending between 3 & 9 months - Adults	204	877	23.3%	37.3%	39.3%	51.6%
% of FP17s for Band 1 Urgent Courses	10	602	1.7%	10.9%	10.6%	8.9%
% of FP17s Relating to Free Repair or Replacements	2	602	0.3%	0.5%	0.5%	0.8%
% of FP17s Relating to Continuations	3	602	0.5%	0.7%	0.7%	0.9%
% of Patients satisfied with the dentistry they have received	0	1	N/A	91.0%	90.4%	93.2%
% of Patients satisfied with the time they had to wait for an appointment	1	1	N/A	83.8%	85.3%	88.8%

* This is based on patients treated on this contract for their most recent course of treatment. Figures in italics indicate the base number of FP17s or Patient Questionnaire responses are less than 100. N/A is shown where the base number of responses is less than 10 during the period. % is calculated as Quantity/Base number*100

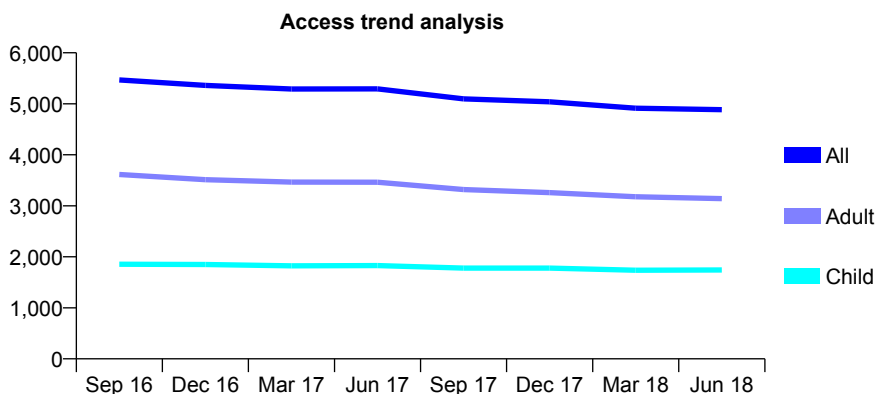
Q61 - Vital Signs At a Glance Contract Report for 128163/0006 - June 2018

Name or company name	Aspire Dental Care Limited
Contract type name	GDS Contract
Purpose of contract	General
Contract start date	11/12/2012
Contract end date	

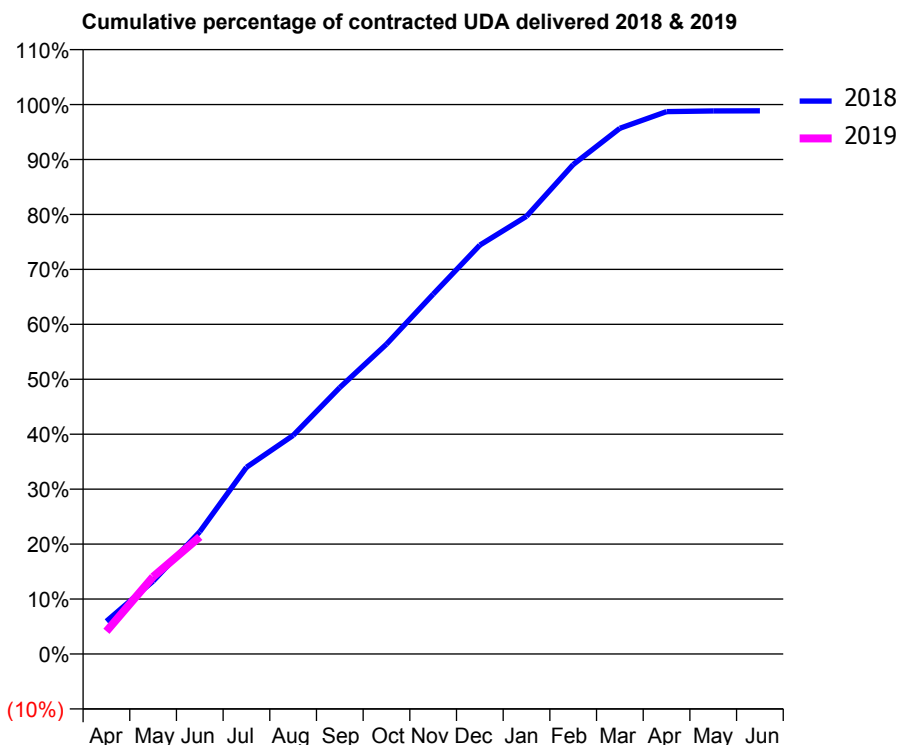
18/19 Contracted general activity (UDA)	13,436
Carry forward general activity (UDA)	0
18/19 Contracted orthodontic activity (UOA)	0
Carry forward orthodontic activity (UOA)	0
Baseline contract value	£322,737.70

ACCESS*

Patients seen in 24 months	Total	Change since previous quarter
Quarter ending June 2017	5,292	
Quarter ending September 2017	5,098	↓
Quarter ending December 2017	5,038	↓
Quarter ending March 2018	4,913	↓
Quarter ending June 2018	4,884	→
Variance since June 2017	(7.7%)	↓



ACTIVITY



Month	Adjusted Scheduled Activity (UDA)	
	2018	2019
April	801	556
May	1,781	1,890
June	2,991	2,864
July	4,568	
August	5,344	
September	6,518	
October	7,577	
November	8,797	
December	9,999	
January	10,703	
February	11,969	
March	12,856	
April	13,262	
May	13,279	
June	13,281	

QUALITY

	Quantity	Base Number	Contract	AT	Region	England
% of FP17s for the same patient ID Re-attending within 3 months - Children	51	586	8.7%	10.5%	11.5%	11.5%
% of FP17s for the same patient ID Re-attending within 3 months - Adults	151	913	16.5%	15.7%	16.6%	15.4%
% of FP17s for the same patient ID Re-attending between 3 & 9 months - Children	315	586	53.8%	44.8%	48.8%	58.9%
% of FP17s for the same patient ID Re-attending between 3 & 9 months - Adults	351	913	38.4%	37.3%	39.3%	51.6%
% of FP17s for Band 1 Urgent Courses	229	1,307	17.5%	10.9%	10.6%	8.9%
% of FP17s Relating to Free Repair or Replacements	8	1,307	0.6%	0.5%	0.5%	0.8%
% of FP17s Relating to Continuations	2	1,307	0.2%	0.7%	0.7%	0.9%
% of Patients satisfied with the dentistry they have received	0	0	N/A	91.0%	90.4%	93.2%
% of Patients satisfied with the time they had to wait for an appointment	0	0	N/A	83.8%	85.3%	88.8%

* This is based on patients treated on this contract for their most recent course of treatment. Figures in italics indicate the base number of FP17s or Patient Questionnaire responses are less than 100. N/A is shown where the base number of responses is less than 10 during the period. % is calculated as Quantity/Base number*100

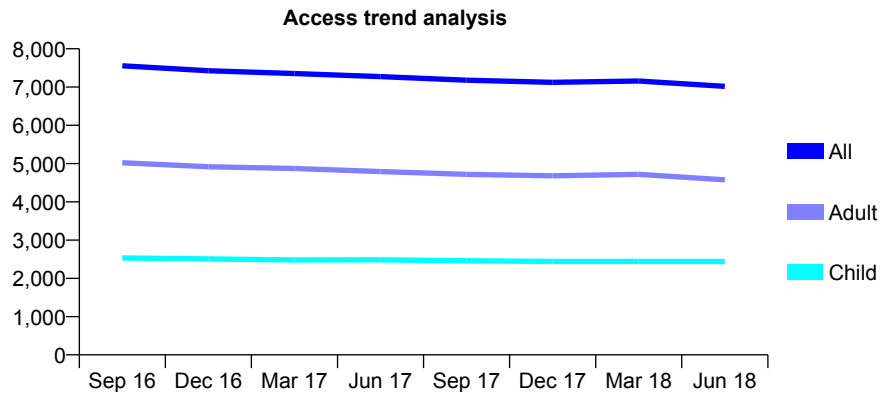
Q61 - Vital Signs At a Glance Contract Report for 128422/0001 - June 2018

Name or company name	MR JL VARA DR NJ VARA DR RJ VARA
Contract type name	GDS Contract
Purpose of contract	General
Contract start date	01/04/2013
Contract end date	

18/19 Contracted general activity (UDA)	20,521
Carry forward general activity (UDA)	0
18/19 Contracted orthodontic activity (UOA)	0
Carry forward orthodontic activity (UOA)	0
Baseline contract value	£576,992.24

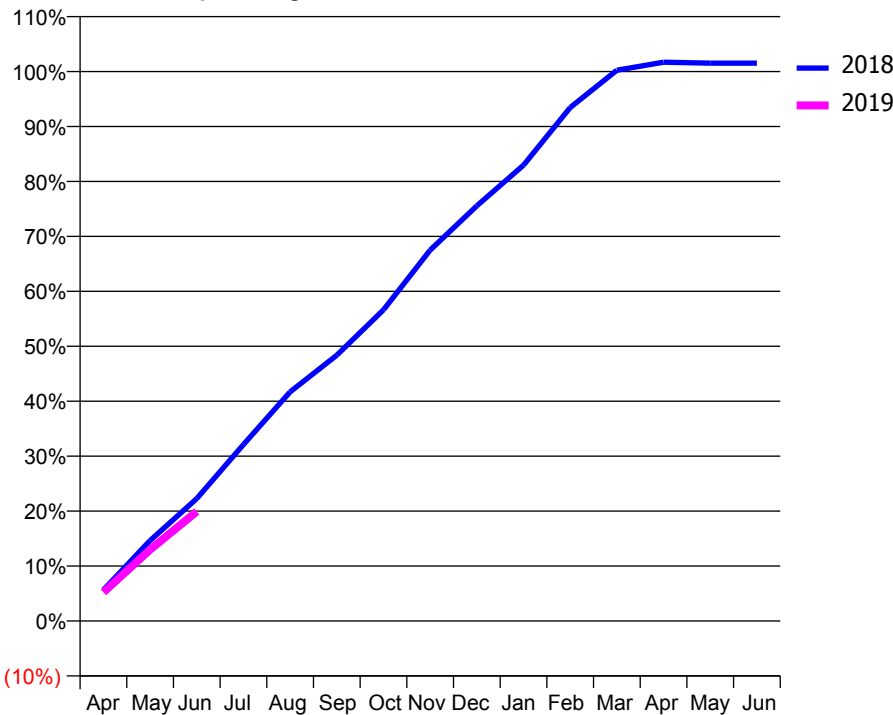
ACCESS*

Patients seen in 24 months	Total	Change since previous quarter
Quarter ending June 2017	7,274	
Quarter ending September 2017	7,178	↓
Quarter ending December 2017	7,122	→
Quarter ending March 2018	7,159	→
Quarter ending June 2018	7,019	↓
Variance since June 2017	(3.5%)	↓



ACTIVITY

Cumulative percentage of contracted UDA delivered 2018 & 2019



Month	Adjusted Scheduled Activity (UDA)	
	2018	2019
April	1,161	1,075
May	3,004	2,666
June	4,576	4,089
July	6,592	
August	8,559	
September	9,927	
October	11,620	
November	13,851	
December	15,506	
January	17,022	
February	19,177	
March	20,570	
April	20,869	
May	20,832	
June	20,833	

QUALITY

	Quantity	Base Number	Contract	AT	Region	England
% of FP17s for the same patient ID Re-attending within 3 months - Children	23	747	3.1%	10.5%	11.5%	11.5%
% of FP17s for the same patient ID Re-attending within 3 months - Adults	57	814	7.0%	15.7%	16.6%	15.4%
% of FP17s for the same patient ID Re-attending between 3 & 9 months - Children	285	747	38.2%	44.8%	48.8%	58.9%
% of FP17s for the same patient ID Re-attending between 3 & 9 months - Adults	279	814	34.3%	37.3%	39.3%	51.6%
% of FP17s for Band 1 Urgent Courses	83	1,467	5.7%	10.9%	10.6%	8.9%
% of FP17s Relating to Free Repair or Replacements	2	1,467	0.1%	0.5%	0.5%	0.8%
% of FP17s Relating to Continuations	7	1,467	0.5%	0.7%	0.7%	0.9%
% of Patients satisfied with the dentistry they have received	1	1	N/A	91.0%	90.4%	93.2%
% of Patients satisfied with the time they had to wait for an appointment	1	1	N/A	83.8%	85.3%	88.8%

* This is based on patients treated on this contract for their most recent course of treatment. Figures in italics indicate the base number of FP17s or Patient Questionnaire responses are less than 100. N/A is shown where the base number of responses is less than 10 during the period. % is calculated as Quantity/Base number*100

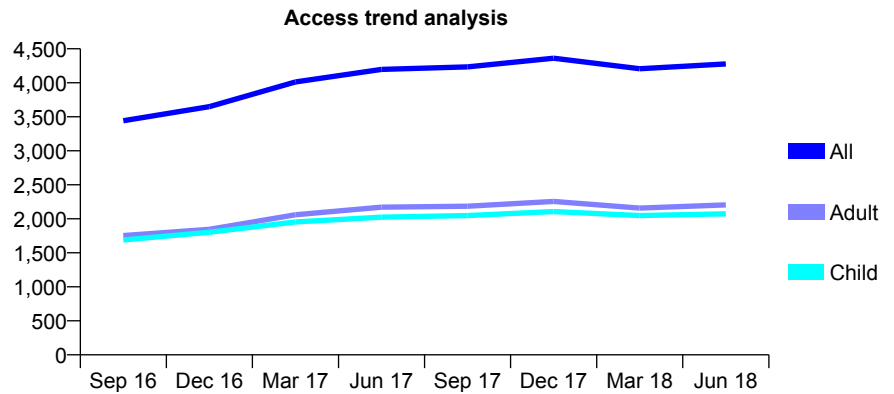
Q61 - Vital Signs At a Glance Contract Report for 128473/0001 - June 2018

Name or company name	The Anna House Partnership
Contract type name	GDS Contract
Purpose of contract	General
Contract start date	01/05/2015
Contract end date	

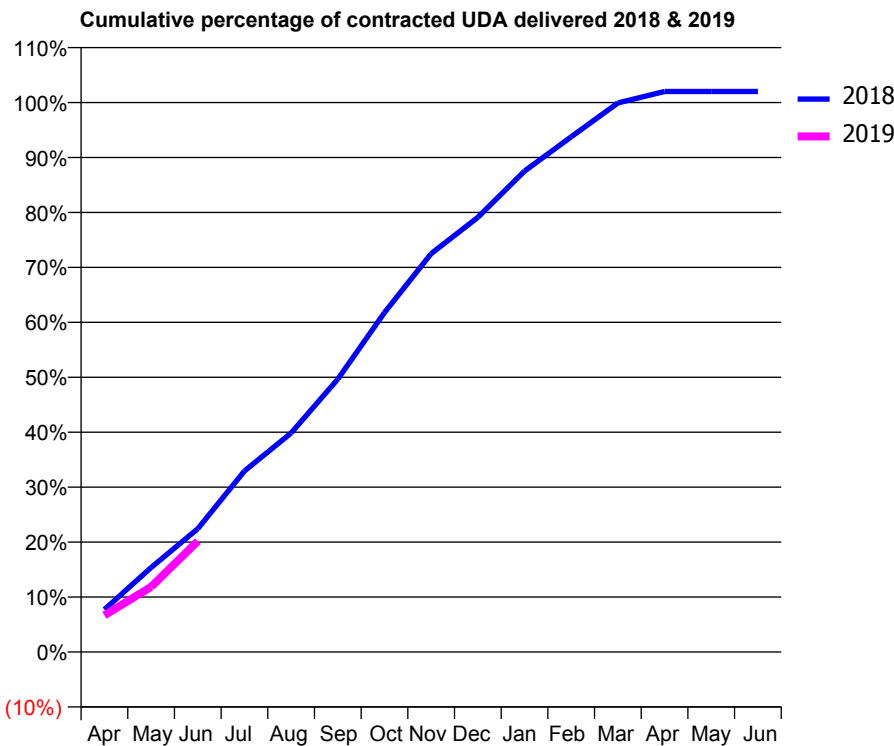
18/19 Contracted general activity (UDA)	17,027
Carry forward general activity (UDA)	0
18/19 Contracted orthodontic activity (UOA)	0
Carry forward orthodontic activity (UOA)	0
Baseline contract value	£526,851.17

ACCESS*

Patients seen in 24 months	Total	Change since previous quarter
Quarter ending June 2017	4,197	
Quarter ending September 2017	4,235	→
Quarter ending December 2017	4,362	↑
Quarter ending March 2018	4,206	↓
Quarter ending June 2018	4,277	→
Variance since June 2017	1.9%	→



ACTIVITY



Adjusted Scheduled Activity (UDA)		
Month	2018	2019
April	1,317	1,137
May	2,617	2,019
June	3,821	3,434
July	5,609	
August	6,786	
September	8,456	
October	10,520	
November	12,344	
December	13,468	
January	14,904	
February	15,965	
March	17,012	
April	17,369	
May	17,369	
June	17,368	

QUALITY

	Quantity	Base Number	Contract	AT	Region	England
% of FP17s for the same patient ID Re-attending within 3 months - Children	45	731	6.2%	10.5%	11.5%	11.5%
% of FP17s for the same patient ID Re-attending within 3 months - Adults	75	654	11.5%	15.7%	16.6%	15.4%
% of FP17s for the same patient ID Re-attending between 3 & 9 months - Children	444	731	60.7%	44.8%	48.8%	58.9%
% of FP17s for the same patient ID Re-attending between 3 & 9 months - Adults	325	654	49.7%	37.3%	39.3%	51.6%
% of FP17s for Band 1 Urgent Courses	65	1,246	5.2%	10.9%	10.6%	8.9%
% of FP17s Relating to Free Repair or Replacements	0	1,246	0.0%	0.5%	0.5%	0.8%
% of FP17s Relating to Continuations	1	1,246	0.1%	0.7%	0.7%	0.9%
% of Patients satisfied with the dentistry they have received	5	7	N/A	91.0%	90.4%	93.2%
% of Patients satisfied with the time they had to wait for an appointment	6	7	N/A	83.8%	85.3%	88.8%

* This is based on patients treated on this contract for their most recent course of treatment. Figures in italics indicate the base number of FP17s or Patient Questionnaire responses are less than 100. N/A is shown where the base number of responses is less than 10 during the period. % is calculated as Quantity/Base number*100

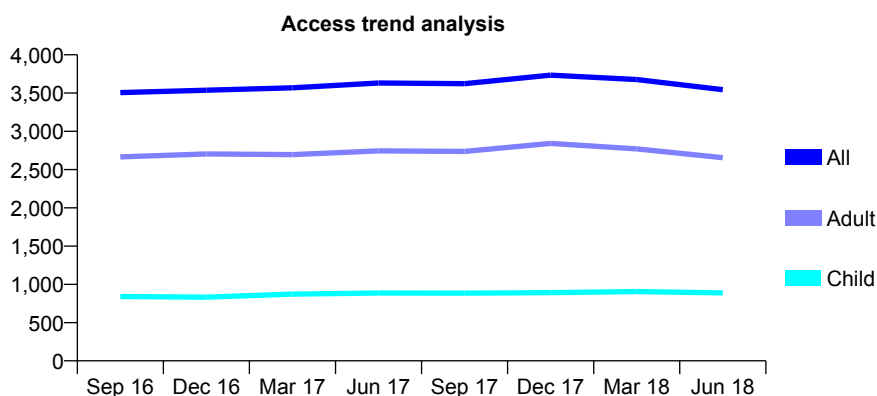
Q61 - Vital Signs At a Glance Contract Report for 129453/0001 - June 2018

Name or company name	Dr Margarita Vochaiti & Dr Aris Psathopoulk
Contract type name	GDS Contract
Purpose of contract	General
Contract start date	01/12/2012
Contract end date	

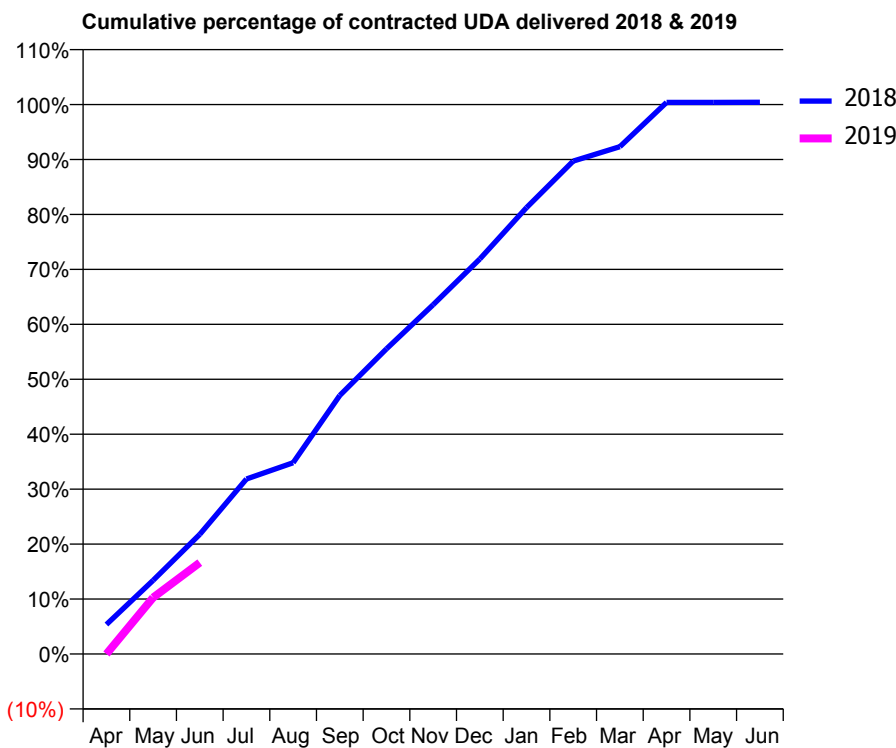
18/19 Contracted general activity (UDA)	7,242
Carry forward general activity (UDA)	0
18/19 Contracted orthodontic activity (UOA)	0
Carry forward orthodontic activity (UOA)	0
Baseline contract value	£208,064.45

ACCESS*

Patients seen in 24 months	Total	Change since previous quarter
Quarter ending June 2017	3,632	
Quarter ending September 2017	3,622	→
Quarter ending December 2017	3,734	↑
Quarter ending March 2018	3,677	↓
Quarter ending June 2018	3,544	↓
Variance since June 2017	(2.4%)	↓



ACTIVITY



Month	Adjusted Scheduled Activity (UDA)	
	2018	2019
April	390	0
May	970	744
June	1,577	1,204
July	2,306	
August	2,521	
September	3,408	
October	4,021	
November	4,603	
December	5,207	
January	5,883	
February	6,496	
March	6,686	
April	7,269	
May	7,270	
June	7,271	

QUALITY

	Quantity	Base Number	Contract	AT	Region	England
% of FP17s for the same patient ID Re-attending within 3 months - Children	25	276	9.1%	10.5%	11.5%	11.5%
% of FP17s for the same patient ID Re-attending within 3 months - Adults	82	551	14.9%	15.7%	16.6%	15.4%
% of FP17s for the same patient ID Re-attending between 3 & 9 months - Children	102	276	37.0%	44.8%	48.8%	58.9%
% of FP17s for the same patient ID Re-attending between 3 & 9 months - Adults	158	551	28.7%	37.3%	39.3%	51.6%
% of FP17s for Band 1 Urgent Courses	60	586	10.2%	10.9%	10.6%	8.9%
% of FP17s Relating to Free Repair or Replacements	1	586	0.2%	0.5%	0.5%	0.8%
% of FP17s Relating to Continuations	1	586	0.2%	0.7%	0.7%	0.9%
% of Patients satisfied with the dentistry they have received	1	1	N/A	91.0%	90.4%	93.2%
% of Patients satisfied with the time they had to wait for an appointment	1	1	N/A	83.8%	85.3%	88.8%

* This is based on patients treated on this contract for their most recent course of treatment. Figures in italics indicate the base number of FP17s or Patient Questionnaire responses are less than 100. N/A is shown where the base number of responses is less than 10 during the period. % is calculated as Quantity/Base number*100

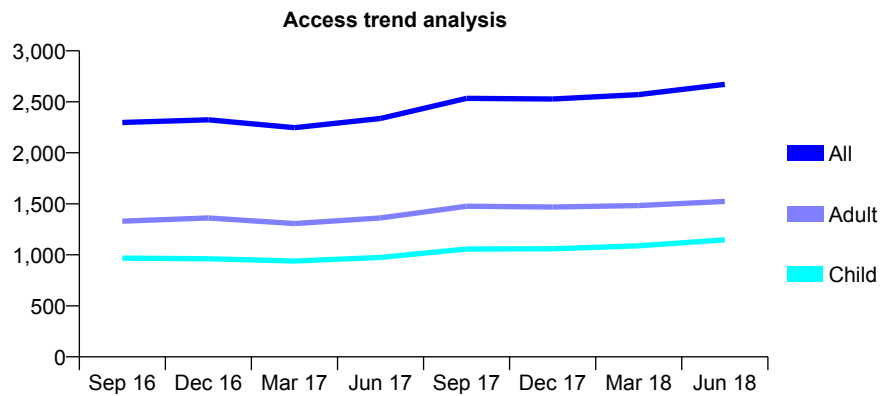
Q61 - Vital Signs At a Glance Contract Report for 129526/0001 - June 2018

Name or company name	S Emami and A P Sattarzadeh
Contract type name	GDS Contract
Purpose of contract	General
Contract start date	01/04/2014
Contract end date	

18/19 Contracted general activity (UDA)	7,074
Carry forward general activity (UDA)	0
18/19 Contracted orthodontic activity (UOA)	0
Carry forward orthodontic activity (UOA)	0
Baseline contract value	£255,944.60

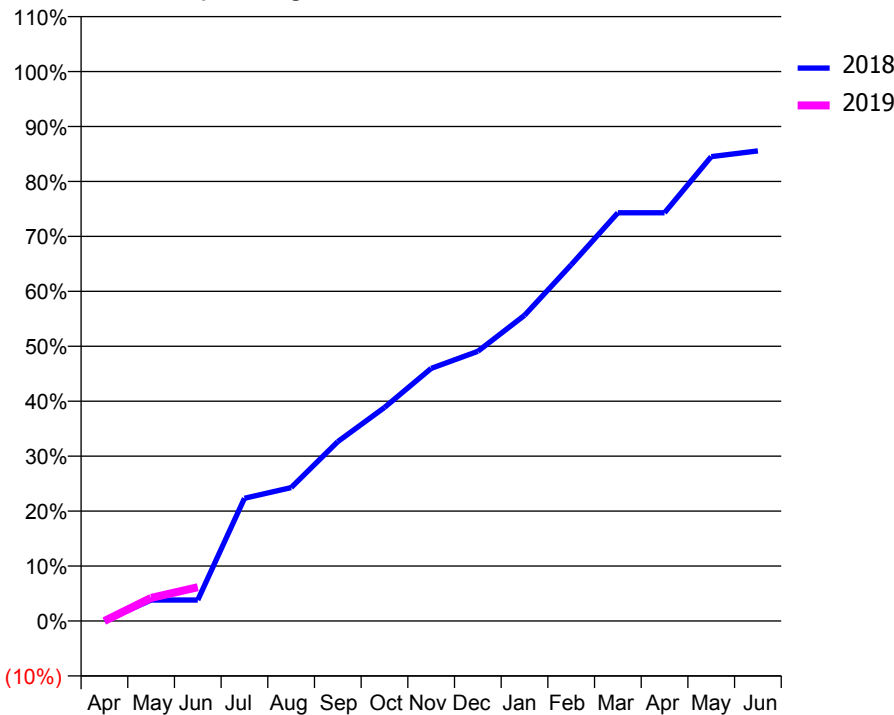
ACCESS*

Patients seen in 24 months	Total	Change since previous quarter
Quarter ending June 2017	2,337	
Quarter ending September 2017	2,534	↑
Quarter ending December 2017	2,528	→
Quarter ending March 2018	2,571	→
Quarter ending June 2018	2,671	↑
Variance since June 2017	14.3%	↑



ACTIVITY

Cumulative percentage of contracted UDA delivered 2018 & 2019



Month	Adjusted Scheduled Activity (UDA)	
	2018	2019
April	0	0
May	271	298
June	271	435
July	1,581	
August	1,717	
September	2,310	
October	2,749	
November	3,253	
December	3,472	
January	3,935	
February	4,585	
March	5,255	
April	5,255	
May	5,978	
June	6,053	

QUALITY

	Quantity	Base Number	Contract	AT	Region	England
% of FP17s for the same patient ID Re-attending within 3 months - Children	22	282	7.8%	10.5%	11.5%	11.5%
% of FP17s for the same patient ID Re-attending within 3 months - Adults	43	336	12.8%	15.7%	16.6%	15.4%
% of FP17s for the same patient ID Re-attending between 3 & 9 months - Children	119	282	42.2%	44.8%	48.8%	58.9%
% of FP17s for the same patient ID Re-attending between 3 & 9 months - Adults	106	336	31.5%	37.3%	39.3%	51.6%
% of FP17s for Band 1 Urgent Courses	26	148	17.6%	10.9%	10.6%	8.9%
% of FP17s Relating to Free Repair or Replacements	2	148	1.4%	0.5%	0.5%	0.8%
% of FP17s Relating to Continuations	0	148	0.0%	0.7%	0.7%	0.9%
% of Patients satisfied with the dentistry they have received	0	0	N/A	91.0%	90.4%	93.2%
% of Patients satisfied with the time they had to wait for an appointment	0	0	N/A	83.8%	85.3%	88.8%

* This is based on patients treated on this contract for their most recent course of treatment. Figures in italics indicate the base number of FP17s or Patient Questionnaire responses are less than 100. N/A is shown where the base number of responses is less than 10 during the period. % is calculated as Quantity/Base number*100

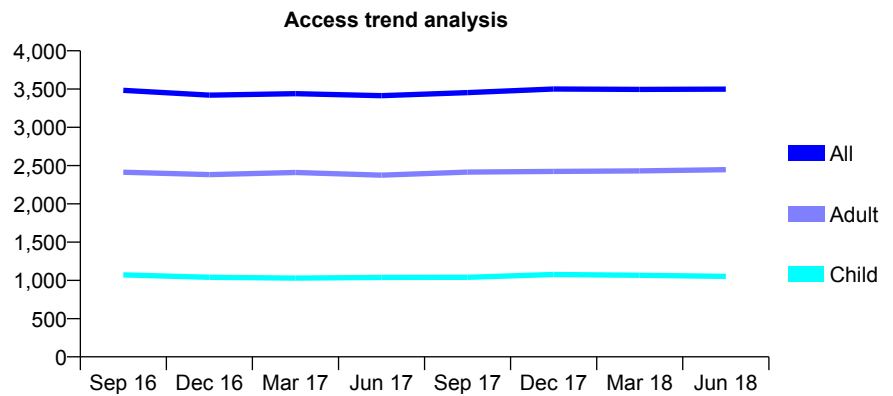
Q61 - Vital Signs At a Glance Contract Report for 130303/0001 - June 2018

Name or company name	Salmon Lane Dental Care
Contract type name	GDS Contract
Purpose of contract	General
Contract start date	19/11/2010
Contract end date	

18/19 Contracted general activity (UDA)	7,879
Carry forward general activity (UDA)	0
18/19 Contracted orthodontic activity (UOA)	0
Carry forward orthodontic activity (UOA)	0
Baseline contract value	£225,576.00

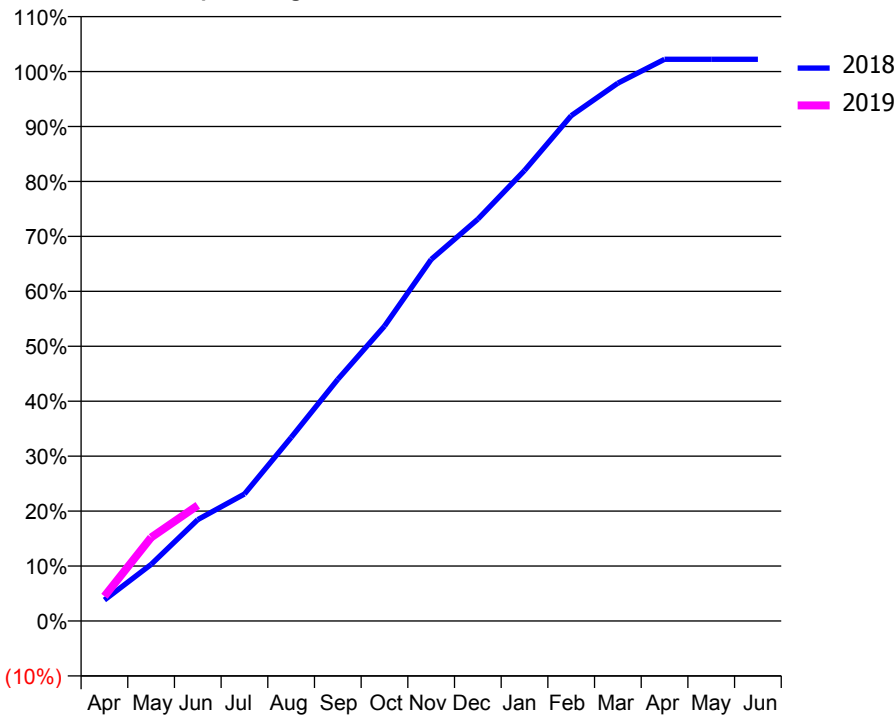
ACCESS*

Patients seen in 24 months	Total	Change since previous quarter
Quarter ending June 2017	3,413	
Quarter ending September 2017	3,454	→
Quarter ending December 2017	3,500	→
Quarter ending March 2018	3,496	→
Quarter ending June 2018	3,499	→
Variance since June 2017	2.5%	↑



ACTIVITY

Cumulative percentage of contracted UDA delivered 2018 & 2019



Month	Adjusted Scheduled Activity (UDA)	
	2018	2019
April	301	354
May	812	1,199
June	1,453	1,658
July	1,822	
August	2,632	
September	3,465	
October	4,228	
November	5,184	
December	5,761	
January	6,460	
February	7,246	
March	7,711	
April	8,054	
May	8,055	
June	8,055	

QUALITY

	Quantity	Base Number	Contract	AT	Region	England
% of FP17s for the same patient ID Re-attending within 3 months - Children	33	263	12.5%	10.5%	11.5%	11.5%
% of FP17s for the same patient ID Re-attending within 3 months - Adults	93	593	15.7%	15.7%	16.6%	15.4%
% of FP17s for the same patient ID Re-attending between 3 & 9 months - Children	73	263	27.8%	44.8%	48.8%	58.9%
% of FP17s for the same patient ID Re-attending between 3 & 9 months - Adults	141	593	23.8%	37.3%	39.3%	51.6%
% of FP17s for Band 1 Urgent Courses	90	584	15.4%	10.9%	10.6%	8.9%
% of FP17s Relating to Free Repair or Replacements	1	584	0.2%	0.5%	0.5%	0.8%
% of FP17s Relating to Continuations	6	584	1.0%	0.7%	0.7%	0.9%
% of Patients satisfied with the dentistry they have received	0	0	N/A	91.0%	90.4%	93.2%
% of Patients satisfied with the time they had to wait for an appointment	0	0	N/A	83.8%	85.3%	88.8%

* This is based on patients treated on this contract for their most recent course of treatment. Figures in italics indicate the base number of FP17s or Patient Questionnaire responses are less than 100. N/A is shown where the base number of responses is less than 10 during the period. % is calculated as Quantity/Base number*100

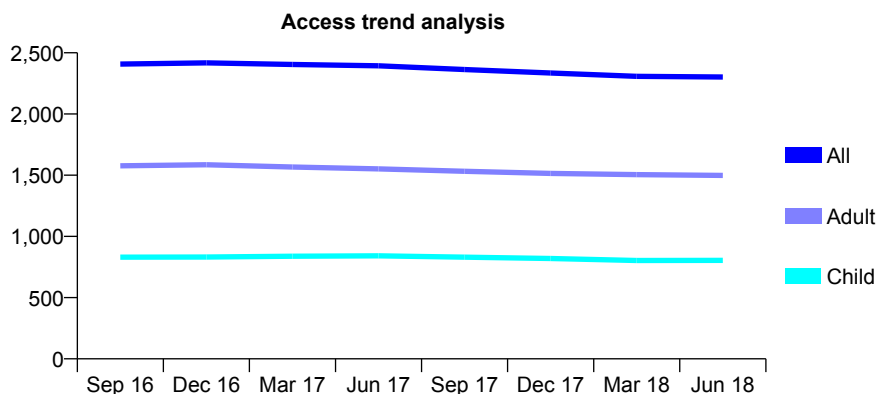
Q61 - Vital Signs At a Glance Contract Report for 131245/0001 - June 2018

Name or company name	Bullsmoor Dental Practice
Contract type name	GDS Contract
Purpose of contract	General
Contract start date	01/07/2013
Contract end date	

18/19 Contracted general activity (UDA)	7,000
Carry forward general activity (UDA)	0
18/19 Contracted orthodontic activity (UOA)	0
Carry forward orthodontic activity (UOA)	0
Baseline contract value	£176,919.58

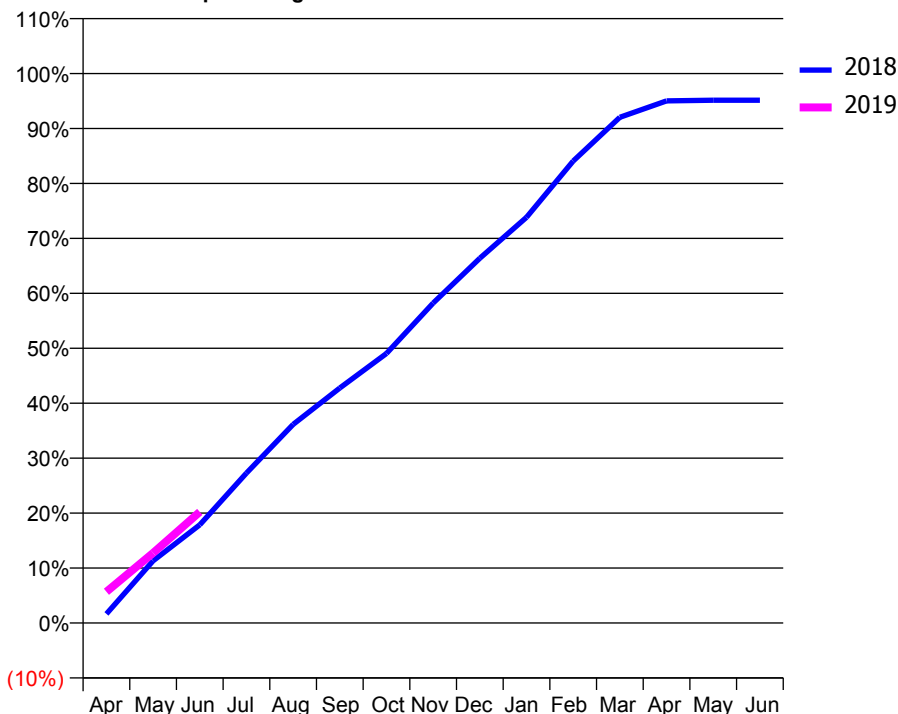
ACCESS*

Patients seen in 24 months	Total	Change since previous quarter
Quarter ending June 2017	2,394	
Quarter ending September 2017	2,363	↓
Quarter ending December 2017	2,335	↓
Quarter ending March 2018	2,308	↓
Quarter ending June 2018	2,302	→
Variance since June 2017	(3.8%)	↓



ACTIVITY

Cumulative percentage of contracted UDA delivered 2018 & 2019



Month	Adjusted Scheduled Activity (UDA)	
	2018	2019
April	117	398
May	792	893
June	1,251	1,416
July	1,909	
August	2,530	
September	2,994	
October	3,434	
November	4,077	
December	4,647	
January	5,168	
February	5,885	
March	6,442	
April	6,650	
May	6,660	
June	6,660	

QUALITY

	Quantity	Base Number	Contract	AT	Region	England
% of FP17s for the same patient ID Re-attending within 3 months - Children	16	340	4.7%	10.5%	11.5%	11.5%
% of FP17s for the same patient ID Re-attending within 3 months - Adults	46	493	9.3%	15.7%	16.6%	15.4%
% of FP17s for the same patient ID Re-attending between 3 & 9 months - Children	242	340	71.2%	44.8%	48.8%	58.9%
% of FP17s for the same patient ID Re-attending between 3 & 9 months - Adults	285	493	57.8%	37.3%	39.3%	51.6%
% of FP17s for Band 1 Urgent Courses	34	722	4.7%	10.9%	10.6%	8.9%
% of FP17s Relating to Free Repair or Replacements	3	722	0.4%	0.5%	0.5%	0.8%
% of FP17s Relating to Continuations	2	722	0.3%	0.7%	0.7%	0.9%
% of Patients satisfied with the dentistry they have received	1	1	N/A	91.0%	90.4%	93.2%
% of Patients satisfied with the time they had to wait for an appointment	0	1	N/A	83.8%	85.3%	88.8%

* This is based on patients treated on this contract for their most recent course of treatment. Figures in italics indicate the base number of FP17s or Patient Questionnaire responses are less than 100. N/A is shown where the base number of responses is less than 10 during the period. % is calculated as Quantity/Base number*100

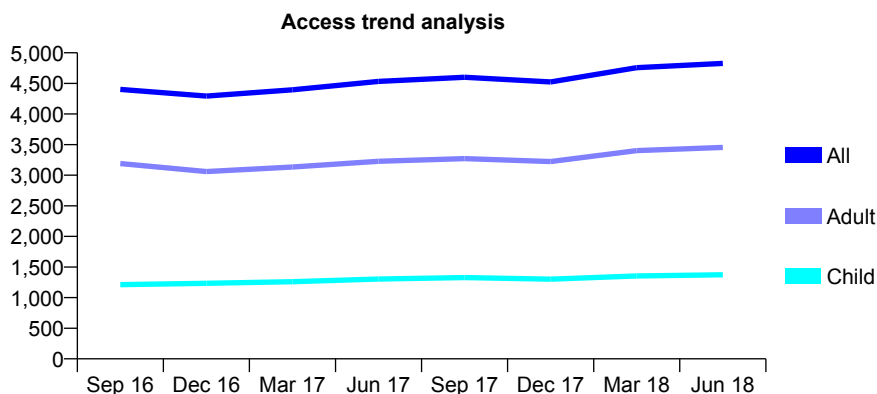
Q61 - Vital Signs At a Glance Contract Report for 132586/0001 - June 2018

Name or company name	Sct. Apollonia Dental Practice
Contract type name	GDS Contract
Purpose of contract	General
Contract start date	01/05/2007
Contract end date	

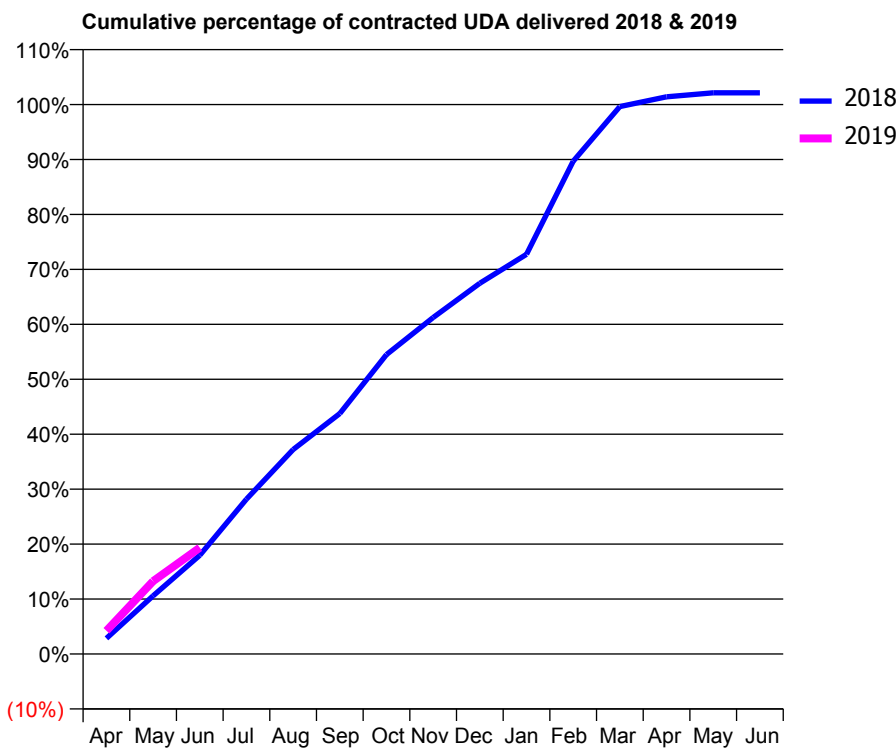
18/19 Contracted general activity (UDA)	14,164
Carry forward general activity (UDA)	0
18/19 Contracted orthodontic activity (UOA)	0
Carry forward orthodontic activity (UOA)	0
Baseline contract value	£394,098.69

ACCESS*

Patients seen in 24 months	Total	Change since previous quarter
Quarter ending June 2017	4,533	
Quarter ending September 2017	4,600	→
Quarter ending December 2017	4,524	↓
Quarter ending March 2018	4,756	↑
Quarter ending June 2018	4,827	→
Variance since June 2017	6.5%	↑



ACTIVITY



Month	Adjusted Scheduled Activity (UDA)	
	2018	2019
April	404	600
May	1,501	1,878
June	2,546	2,742
July	3,993	
August	5,273	
September	6,199	
October	7,718	
November	8,673	
December	9,557	
January	10,304	
February	12,704	
March	14,113	
April	14,362	
May	14,467	
June	14,464	

QUALITY

	Quantity	Base Number	Contract	AT	Region	England
% of FP17s for the same patient ID Re-attending within 3 months - Children	31	334	9.3%	10.5%	11.5%	11.5%
% of FP17s for the same patient ID Re-attending within 3 months - Adults	111	738	15.0%	15.7%	16.6%	15.4%
% of FP17s for the same patient ID Re-attending between 3 & 9 months - Children	143	334	42.8%	44.8%	48.8%	58.9%
% of FP17s for the same patient ID Re-attending between 3 & 9 months - Adults	236	738	32.0%	37.3%	39.3%	51.6%
% of FP17s for Band 1 Urgent Courses	165	963	17.1%	10.9%	10.6%	8.9%
% of FP17s Relating to Free Repair or Replacements	1	963	0.1%	0.5%	0.5%	0.8%
% of FP17s Relating to Continuations	2	963	0.2%	0.7%	0.7%	0.9%
% of Patients satisfied with the dentistry they have received	3	3	N/A	91.0%	90.4%	93.2%
% of Patients satisfied with the time they had to wait for an appointment	2	3	N/A	83.8%	85.3%	88.8%

* This is based on patients treated on this contract for their most recent course of treatment. Figures in italics indicate the base number of FP17s or Patient Questionnaire responses are less than 100. N/A is shown where the base number of responses is less than 10 during the period. % is calculated as Quantity/Base number*100

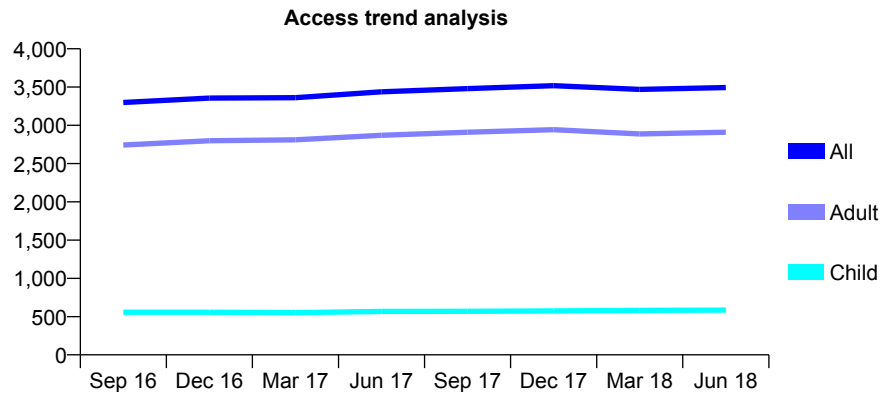
Q61 - Vital Signs At a Glance Contract Report for 132993/0001 - June 2018

Name or company name	Church View Dental Practice
Contract type name	GDS Contract
Purpose of contract	General
Contract start date	01/04/2010
Contract end date	

18/19 Contracted general activity (UDA)	14,120
Carry forward general activity (UDA)	0
18/19 Contracted orthodontic activity (UOA)	0
Carry forward orthodontic activity (UOA)	0
Baseline contract value	£442,733.31

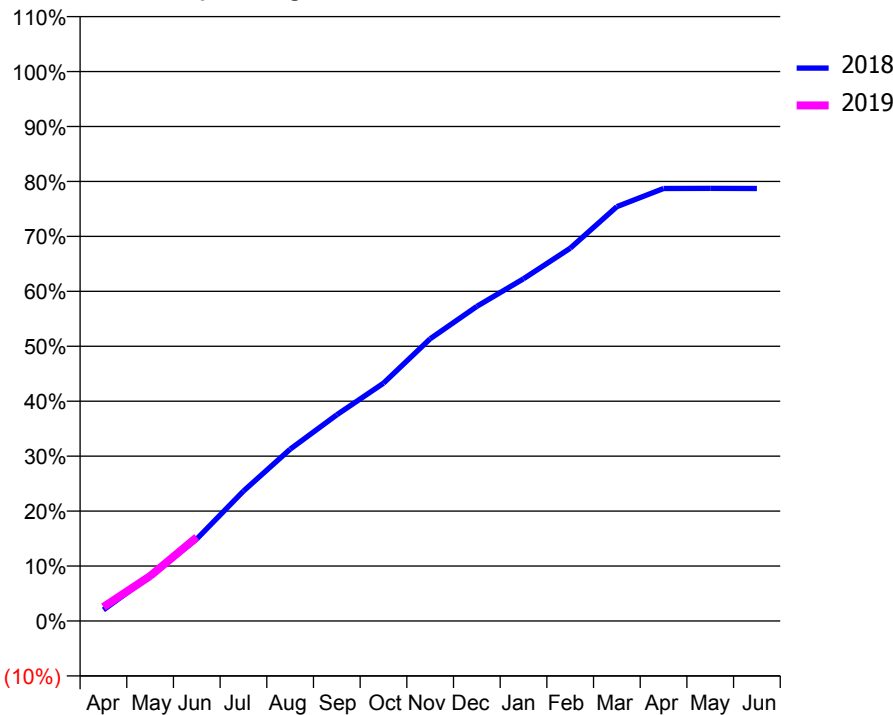
ACCESS*

Patients seen in 24 months	Total	Change since previous quarter
Quarter ending June 2017	3,438	
Quarter ending September 2017	3,479	→
Quarter ending December 2017	3,518	→
Quarter ending March 2018	3,469	↓
Quarter ending June 2018	3,494	→
Variance since June 2017	1.6%	→



ACTIVITY

Cumulative percentage of contracted UDA delivered 2018 & 2019



Month	Adjusted Scheduled Activity (UDA)	
	2018	2019
April	287	362
May	1,158	1,155
June	2,111	2,154
July	3,339	
August	4,417	
September	5,300	
October	6,110	
November	7,254	
December	8,084	
January	8,795	
February	9,578	
March	10,648	
April	11,115	
May	11,116	
June	11,115	

QUALITY

	Quantity	Base Number	Contract	AT	Region	England
% of FP17s for the same patient ID Re-attending within 3 months - Children	15	206	7.3%	10.5%	11.5%	11.5%
% of FP17s for the same patient ID Re-attending within 3 months - Adults	200	1,034	19.3%	15.7%	16.6%	15.4%
% of FP17s for the same patient ID Re-attending between 3 & 9 months - Children	121	206	58.7%	44.8%	48.8%	58.9%
% of FP17s for the same patient ID Re-attending between 3 & 9 months - Adults	546	1,034	52.8%	37.3%	39.3%	51.6%
% of FP17s for Band 1 Urgent Courses	172	1,081	15.9%	10.9%	10.6%	8.9%
% of FP17s Relating to Free Repair or Replacements	10	1,081	0.9%	0.5%	0.5%	0.8%
% of FP17s Relating to Continuations	5	1,081	0.5%	0.7%	0.7%	0.9%
% of Patients satisfied with the dentistry they have received	6	6	N/A	91.0%	90.4%	93.2%
% of Patients satisfied with the time they had to wait for an appointment	6	6	N/A	83.8%	85.3%	88.8%

* This is based on patients treated on this contract for their most recent course of treatment. Figures in italics indicate the base number of FP17s or Patient Questionnaire responses are less than 100. N/A is shown where the base number of responses is less than 10 during the period. % is calculated as Quantity/Base number*100

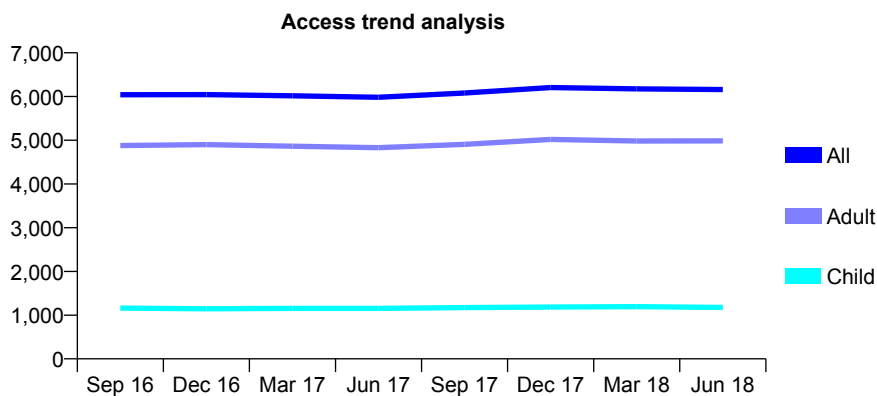
Q61 - Vital Signs At a Glance Contract Report for 133078/0001 - June 2018

Name or company name	R G Matthey Ltd
Contract type name	GDS Contract
Purpose of contract	General
Contract start date	01/01/2009
Contract end date	

18/19 Contracted general activity (UDA)	20,451
Carry forward general activity (UDA)	0
18/19 Contracted orthodontic activity (UOA)	0
Carry forward orthodontic activity (UOA)	0
Baseline contract value	£534,146.97

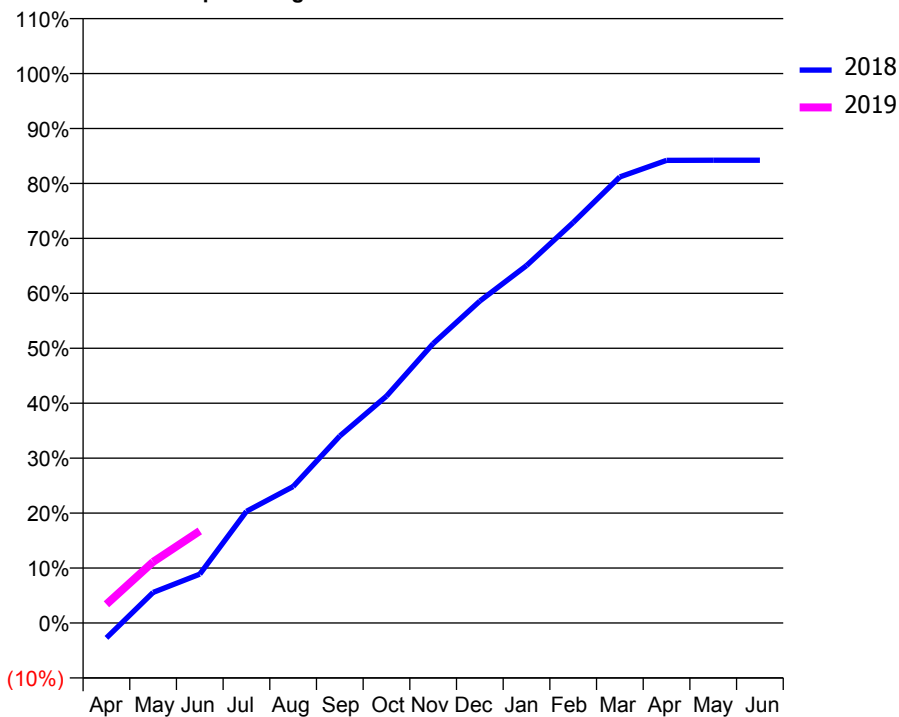
ACCESS*

Patients seen in 24 months	Total	Change since previous quarter
Quarter ending June 2017	5,984	
Quarter ending September 2017	6,080	→
Quarter ending December 2017	6,205	↑
Quarter ending March 2018	6,174	→
Quarter ending June 2018	6,160	→
Variance since June 2017	2.9%	↑



ACTIVITY

Cumulative percentage of contracted UDA delivered 2018 & 2019



Adjusted Scheduled Activity (UDA)

Month	2018	2019
April	-557	698
May	1,139	2,276
June	1,817	3,427
July	4,157	
August	5,080	
September	6,963	
October	8,446	
November	10,398	
December	11,984	
January	13,302	
February	14,905	
March	16,603	
April	17,216	
May	17,221	
June	17,221	

QUALITY

	Quantity	Base Number	Contract	AT	Region	England
% of FP17s for the same patient ID Re-attending within 3 months - Children	55	413	13.3%	10.5%	11.5%	11.5%
% of FP17s for the same patient ID Re-attending within 3 months - Adults	127	1,326	9.6%	15.7%	16.6%	15.4%
% of FP17s for the same patient ID Re-attending between 3 & 9 months - Children	233	413	56.4%	44.8%	48.8%	58.9%
% of FP17s for the same patient ID Re-attending between 3 & 9 months - Adults	655	1,326	49.4%	37.3%	39.3%	51.6%
% of FP17s for Band 1 Urgent Courses	130	1,484	8.8%	10.9%	10.6%	8.9%
% of FP17s Relating to Free Repair or Replacements	6	1,484	0.4%	0.5%	0.5%	0.8%
% of FP17s Relating to Continuations	17	1,484	1.1%	0.7%	0.7%	0.9%
% of Patients satisfied with the dentistry they have received	6	7	N/A	91.0%	90.4%	93.2%
% of Patients satisfied with the time they had to wait for an appointment	5	7	N/A	83.8%	85.3%	88.8%

* This is based on patients treated on this contract for their most recent course of treatment. Figures in italics indicate the base number of FP17s or Patient Questionnaire responses are less than 100. N/A is shown where the base number of responses is less than 10 during the period. % is calculated as Quantity/Base number*100

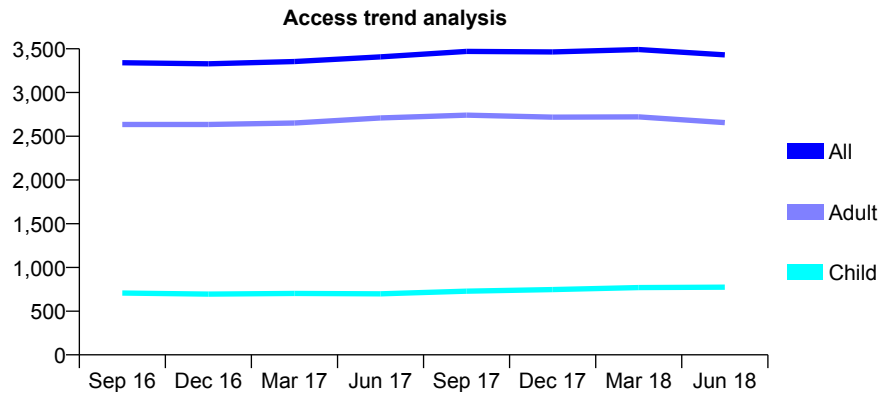
Q61 - Vital Signs At a Glance Contract Report for 133086/0001 - June 2018

Name or company name	Sennik Ltd
Contract type name	GDS Contract
Purpose of contract	General
Contract start date	01/04/2012
Contract end date	

18/19 Contracted general activity (UDA)	10,567
Carry forward general activity (UDA)	0
18/19 Contracted orthodontic activity (UOA)	0
Carry forward orthodontic activity (UOA)	0
Baseline contract value	£346,154.16

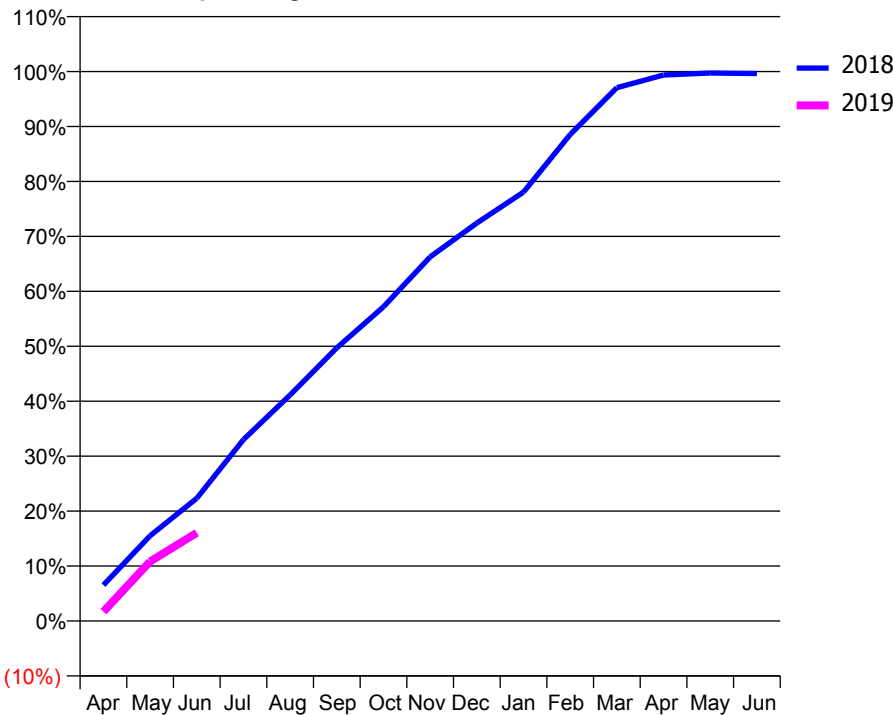
ACCESS*

Patients seen in 24 months	Total	Change since previous quarter
Quarter ending June 2017	3,408	
Quarter ending September 2017	3,470	→
Quarter ending December 2017	3,464	→
Quarter ending March 2018	3,491	→
Quarter ending June 2018	3,430	↓
Variance since June 2017	0.6%	→



ACTIVITY

Cumulative percentage of contracted UDA delivered 2018 & 2019



Month	Adjusted Scheduled Activity (UDA)	
	2018	2019
April	692	182
May	1,640	1,145
June	2,361	1,696
July	3,489	
August	4,348	
September	5,253	
October	6,044	
November	7,001	
December	7,654	
January	8,247	
February	9,356	
March	10,256	
April	10,500	
May	10,539	
June	10,529	

QUALITY

	Quantity	Base Number	Contract	AT	Region	England
% of FP17s for the same patient ID Re-attending within 3 months - Children	10	237	4.2%	10.5%	11.5%	11.5%
% of FP17s for the same patient ID Re-attending within 3 months - Adults	71	604	11.8%	15.7%	16.6%	15.4%
% of FP17s for the same patient ID Re-attending between 3 & 9 months - Children	116	237	48.9%	44.8%	48.8%	58.9%
% of FP17s for the same patient ID Re-attending between 3 & 9 months - Adults	271	604	44.9%	37.3%	39.3%	51.6%
% of FP17s for Band 1 Urgent Courses	62	740	8.4%	10.9%	10.6%	8.9%
% of FP17s Relating to Free Repair or Replacements	12	740	1.6%	0.5%	0.5%	0.8%
% of FP17s Relating to Continuations	5	740	0.7%	0.7%	0.7%	0.9%
% of Patients satisfied with the dentistry they have received	0	0	N/A	91.0%	90.4%	93.2%
% of Patients satisfied with the time they had to wait for an appointment	0	0	N/A	83.8%	85.3%	88.8%

* This is based on patients treated on this contract for their most recent course of treatment. Figures in italics indicate the base number of FP17s or Patient Questionnaire responses are less than 100. N/A is shown where the base number of responses is less than 10 during the period. % is calculated as Quantity/Base number*100

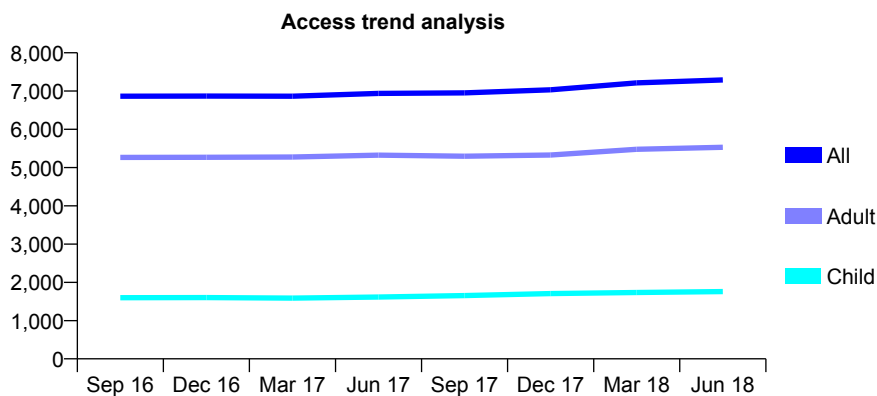
Q61 - Vital Signs At a Glance Contract Report for 133205/0001 - June 2018

Name or company name	Broadway Dental Care
Contract type name	GDS Contract
Purpose of contract	General
Contract start date	06/06/2012
Contract end date	

18/19 Contracted general activity (UDA)	18,422
Carry forward general activity (UDA)	0
18/19 Contracted orthodontic activity (UOA)	0
Carry forward orthodontic activity (UOA)	0
Baseline contract value	£536,228.79

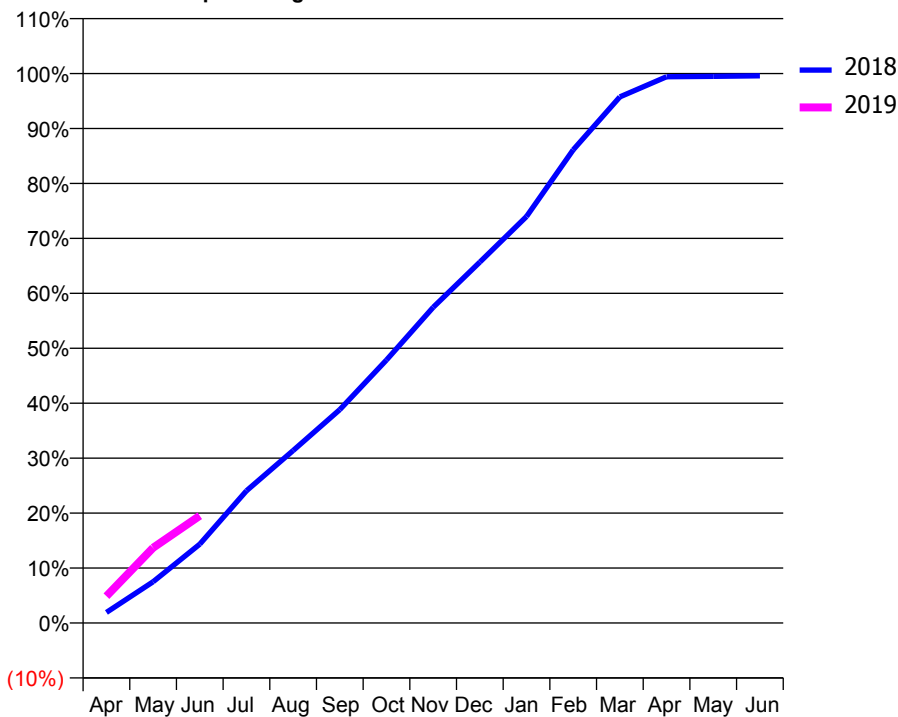
ACCESS*

Patients seen in 24 months	Total	Change since previous quarter
Quarter ending June 2017	6,939	
Quarter ending September 2017	6,952	→
Quarter ending December 2017	7,034	→
Quarter ending March 2018	7,213	↑
Quarter ending June 2018	7,290	→
Variance since June 2017	5.1%	↑



ACTIVITY

Cumulative percentage of contracted UDA delivered 2018 & 2019



Adjusted Scheduled Activity (UDA)

Month	2018	2019
April	356	901
May	1,384	2,522
June	2,643	3,597
July	4,434	
August	5,780	
September	7,156	
October	8,816	
November	10,583	
December	12,101	
January	13,627	
February	15,864	
March	17,640	
April	18,314	
May	18,328	
June	18,344	

QUALITY

	Quantity	Base Number	Contract	AT	Region	England
% of FP17s for the same patient ID Re-attending within 3 months - Children	61	630	9.7%	10.5%	11.5%	11.5%
% of FP17s for the same patient ID Re-attending within 3 months - Adults	241	1,682	14.3%	15.7%	16.6%	15.4%
% of FP17s for the same patient ID Re-attending between 3 & 9 months - Children	358	630	56.8%	44.8%	48.8%	58.9%
% of FP17s for the same patient ID Re-attending between 3 & 9 months - Adults	856	1,682	50.9%	37.3%	39.3%	51.6%
% of FP17s for Band 1 Urgent Courses	152	1,760	8.6%	10.9%	10.6%	8.9%
% of FP17s Relating to Free Repair or Replacements	25	1,760	1.4%	0.5%	0.5%	0.8%
% of FP17s Relating to Continuations	1	1,760	0.1%	0.7%	0.7%	0.9%
% of Patients satisfied with the dentistry they have received	3	3	N/A	91.0%	90.4%	93.2%
% of Patients satisfied with the time they had to wait for an appointment	2	3	N/A	83.8%	85.3%	88.8%

* This is based on patients treated on this contract for their most recent course of treatment. Figures in italics indicate the base number of FP17s or Patient Questionnaire responses are less than 100. N/A is shown where the base number of responses is less than 10 during the period. % is calculated as Quantity/Base number*100

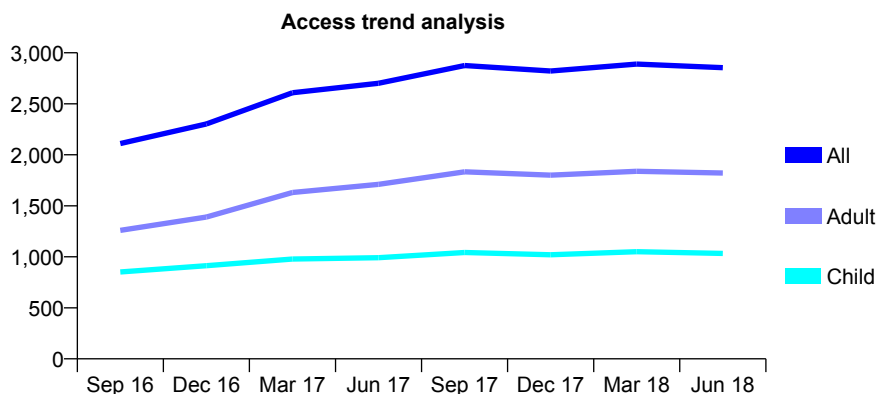
Q61 - Vital Signs At a Glance Contract Report for 133655/0001 - June 2018

Name or company name	Crouch Hall Dental Care
Contract type name	GDS Contract
Purpose of contract	General
Contract start date	01/05/2015
Contract end date	

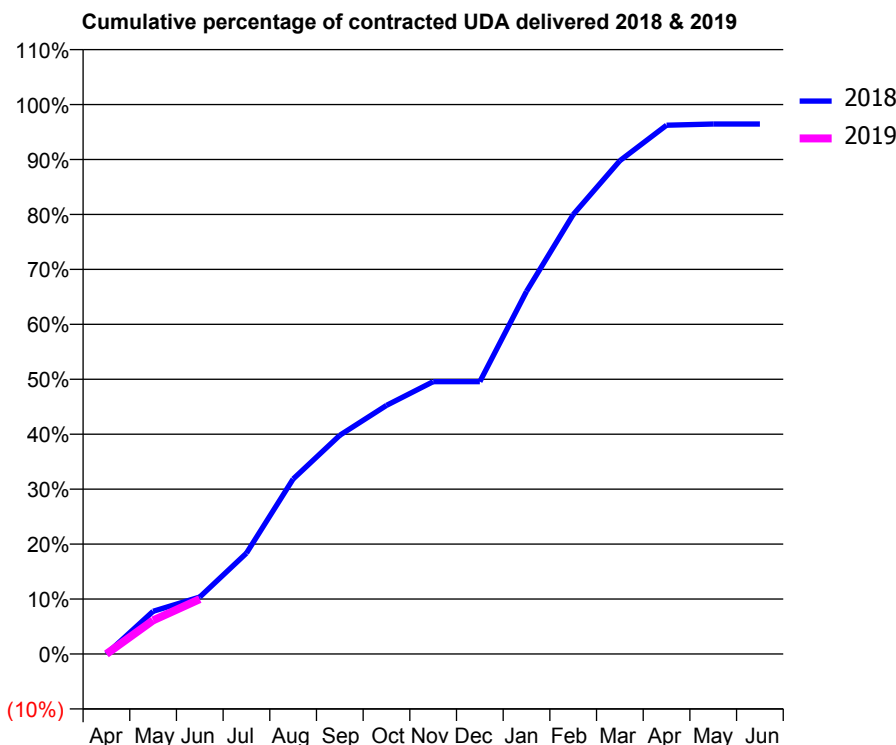
18/19 Contracted general activity (UDA)	6,025
Carry forward general activity (UDA)	0
18/19 Contracted orthodontic activity (UOA)	0
Carry forward orthodontic activity (UOA)	0
Baseline contract value	£137,615.13

ACCESS*

Patients seen in 24 months	Total	Change since previous quarter
Quarter ending June 2017	2,701	
Quarter ending September 2017	2,875	↑
Quarter ending December 2017	2,821	↓
Quarter ending March 2018	2,889	↑
Quarter ending June 2018	2,854	↓
Variance since June 2017	5.7%	↑



ACTIVITY



Month	Adjusted Scheduled Activity (UDA)	
	2018	2019
April	0	0
May	469	369
June	624	601
July	1,106	
August	1,919	
September	2,398	
October	2,726	
November	2,987	
December	2,987	
January	3,976	
February	4,818	
March	5,409	
April	5,798	
May	5,811	
June	5,811	

QUALITY

	Quantity	Base Number	Contract	AT	Region	England
% of FP17s for the same patient ID Re-attending within 3 months - Children	14	219	6.4%	10.5%	11.5%	11.5%
% of FP17s for the same patient ID Re-attending within 3 months - Adults	22	299	7.4%	15.7%	16.6%	15.4%
% of FP17s for the same patient ID Re-attending between 3 & 9 months - Children	85	219	38.8%	44.8%	48.8%	58.9%
% of FP17s for the same patient ID Re-attending between 3 & 9 months - Adults	83	299	27.8%	37.3%	39.3%	51.6%
% of FP17s for Band 1 Urgent Courses	20	357	5.6%	10.9%	10.6%	8.9%
% of FP17s Relating to Free Repair or Replacements	0	357	0.0%	0.5%	0.5%	0.8%
% of FP17s Relating to Continuations	4	357	1.1%	0.7%	0.7%	0.9%
% of Patients satisfied with the dentistry they have received	1	1	N/A	91.0%	90.4%	93.2%
% of Patients satisfied with the time they had to wait for an appointment	1	1	N/A	83.8%	85.3%	88.8%

* This is based on patients treated on this contract for their most recent course of treatment. Figures in italics indicate the base number of FP17s or Patient Questionnaire responses are less than 100. N/A is shown where the base number of responses is less than 10 during the period. % is calculated as Quantity/Base number*100

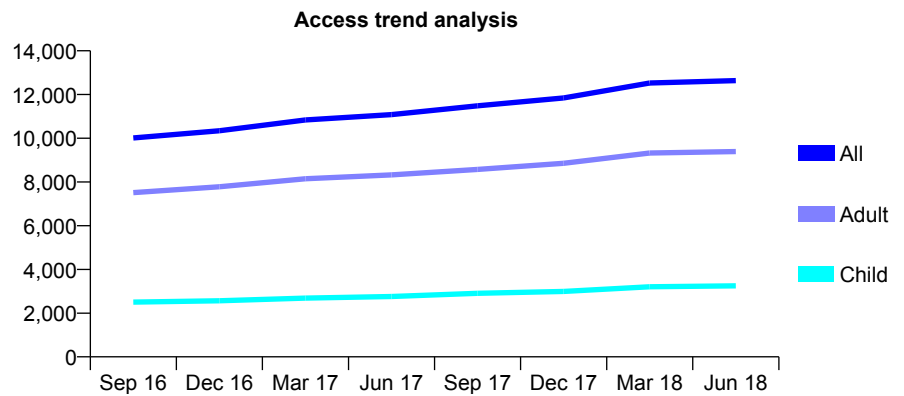
Q61 - Vital Signs At a Glance Contract Report for 134805/0001 - June 2018

Name or company name	Whalebone Lane Limited
Contract type name	GDS Contract
Purpose of contract	General
Contract start date	01/08/2011
Contract end date	

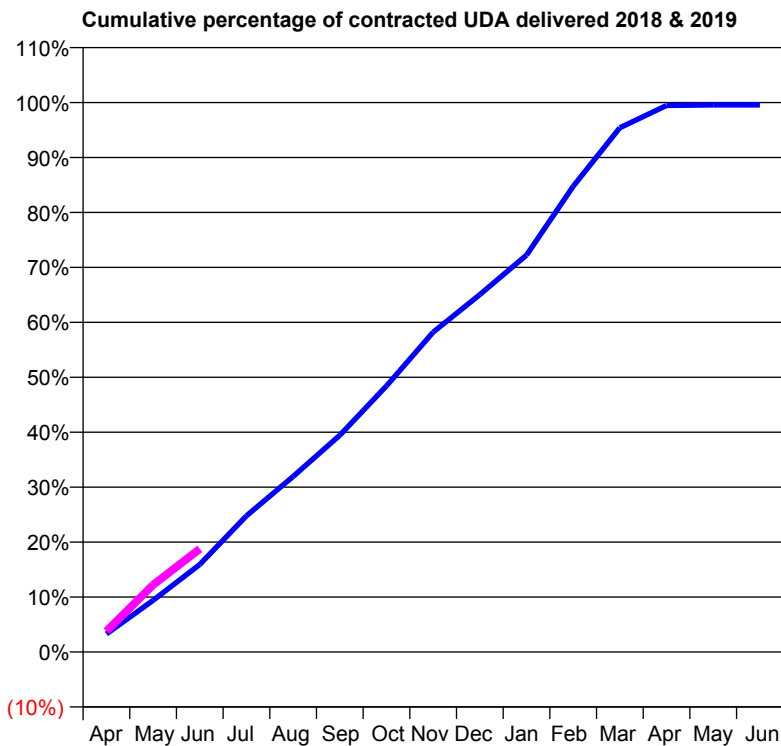
18/19 Contracted general activity (UDA)	38,503
Carry forward general activity (UDA)	0
18/19 Contracted orthodontic activity (UOA)	0
Carry forward orthodontic activity (UOA)	0
Baseline contract value	£1,791,444.87

ACCESS*

Patients seen in 24 months	Total	Change since previous quarter
Quarter ending June 2017	11,082	
Quarter ending September 2017	11,484	↑
Quarter ending December 2017	11,844	↑
Quarter ending March 2018	12,529	↑
Quarter ending June 2018	12,637	→
Variance since June 2017	14.0%	↑



ACTIVITY



Adjusted Scheduled Activity (UDA)		
Month	2018	2019
April	1,266	1,464
May	3,621	4,703
June	6,136	7,223
July	9,542	
August	12,297	
September	15,186	
October	18,644	
November	22,411	
December	25,041	
January	27,810	
February	32,628	
March	36,735	
April	38,291	
May	38,334	
June	38,333	

QUALITY

	Quantity	Base Number	Contract	AT	Region	England
% of FP17s for the same patient ID Re-attending within 3 months - Children	125	922	13.6%	10.5%	11.5%	11.5%
% of FP17s for the same patient ID Re-attending within 3 months - Adults	451	2,264	19.9%	15.7%	16.6%	15.4%
% of FP17s for the same patient ID Re-attending between 3 & 9 months - Children	270	922	29.3%	44.8%	48.8%	58.9%
% of FP17s for the same patient ID Re-attending between 3 & 9 months - Adults	485	2,264	21.4%	37.3%	39.3%	51.6%
% of FP17s for Band 1 Urgent Courses	134	2,583	5.2%	10.9%	10.6%	8.9%
% of FP17s Relating to Free Repair or Replacements	1	2,583	0.0%	0.5%	0.5%	0.8%
% of FP17s Relating to Continuations	186	2,583	7.2%	0.7%	0.7%	0.9%
% of Patients satisfied with the dentistry they have received	5	5	N/A	91.0%	90.4%	93.2%
% of Patients satisfied with the time they had to wait for an appointment	5	5	N/A	83.8%	85.3%	88.8%

* This is based on patients treated on this contract for their most recent course of treatment. Figures in italics indicate the base number of FP17s or Patient Questionnaire responses are less than 100. N/A is shown where the base number of responses is less than 10 during the period. % is calculated as Quantity/Base number*100

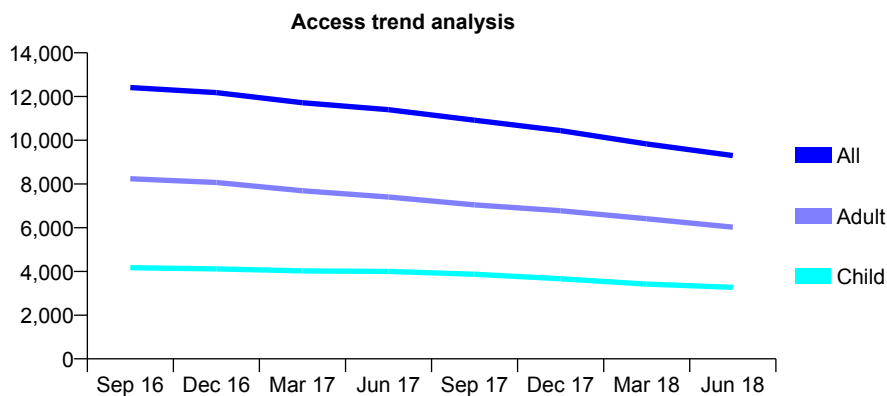
Q61 - Vital Signs At a Glance Contract Report for 134929/0001 - June 2018

Name or company name	Du Toit & Burger Partnership Ltd
Contract type name	GDS Contract
Purpose of contract	General
Contract start date	01/04/2007
Contract end date	

18/19 Contracted general activity (UDA)	35,374
Carry forward general activity (UDA)	0
18/19 Contracted orthodontic activity (UOA)	0
Carry forward orthodontic activity (UOA)	0
Baseline contract value	£1,092,865.83

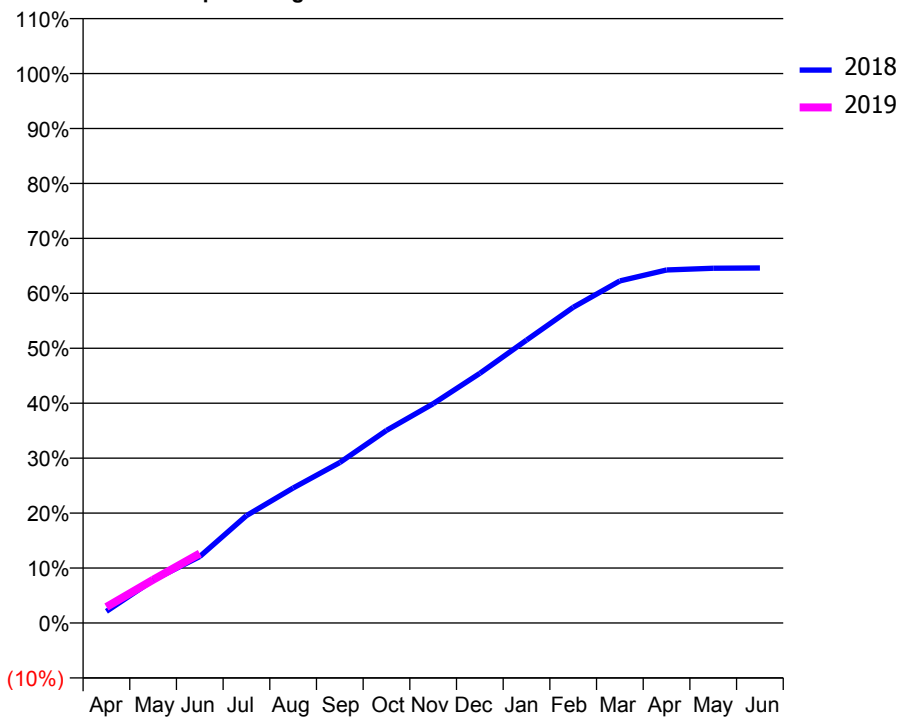
ACCESS*

Patients seen in 24 months	Total	Change since previous quarter
Quarter ending June 2017	11,398	
Quarter ending September 2017	10,916	↓
Quarter ending December 2017	10,438	↓
Quarter ending March 2018	9,829	↓
Quarter ending June 2018	9,298	↓
Variance since June 2017	(18.4%)	↓



ACTIVITY

Cumulative percentage of contracted UDA delivered 2018 & 2019



Month	Adjusted Scheduled Activity (UDA)	
	2018	2019
April	751	1,038
May	2,761	2,782
June	4,277	4,473
July	6,919	
August	8,690	
September	10,331	
October	12,402	
November	14,120	
December	16,074	
January	18,210	
February	20,322	
March	22,019	
April	22,726	
May	22,839	
June	22,855	

QUALITY

	Quantity	Base Number	Contract	AT	Region	England
% of FP17s for the same patient ID Re-attending within 3 months - Children	44	855	5.1%	10.5%	11.5%	11.5%
% of FP17s for the same patient ID Re-attending within 3 months - Adults	148	1,439	10.3%	15.7%	16.6%	15.4%
% of FP17s for the same patient ID Re-attending between 3 & 9 months - Children	421	855	49.2%	44.8%	48.8%	58.9%
% of FP17s for the same patient ID Re-attending between 3 & 9 months - Adults	624	1,439	43.4%	37.3%	39.3%	51.6%
% of FP17s for Band 1 Urgent Courses	160	1,953	8.2%	10.9%	10.6%	8.9%
% of FP17s Relating to Free Repair or Replacements	6	1,953	0.3%	0.5%	0.5%	0.8%
% of FP17s Relating to Continuations	13	1,953	0.7%	0.7%	0.7%	0.9%
% of Patients satisfied with the dentistry they have received	2	3	N/A	91.0%	90.4%	93.2%
% of Patients satisfied with the time they had to wait for an appointment	2	3	N/A	83.8%	85.3%	88.8%

* This is based on patients treated on this contract for their most recent course of treatment. Figures in italics indicate the base number of FP17s or Patient Questionnaire responses are less than 100. N/A is shown where the base number of responses is less than 10 during the period. % is calculated as Quantity/Base number*100

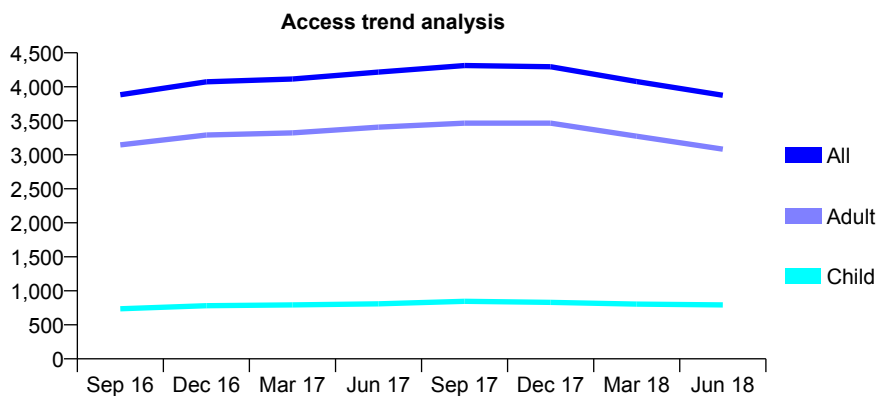
Q61 - Vital Signs At a Glance Contract Report for 135674/0002 - June 2018

Name or company name	East Side Dental Practice
Contract type name	GDS Contract
Purpose of contract	General
Contract start date	01/09/2007
Contract end date	

18/19 Contracted general activity (UDA)	10,888
Carry forward general activity (UDA)	0
18/19 Contracted orthodontic activity (UOA)	0
Carry forward orthodontic activity (UOA)	0
Baseline contract value	£348,002.26

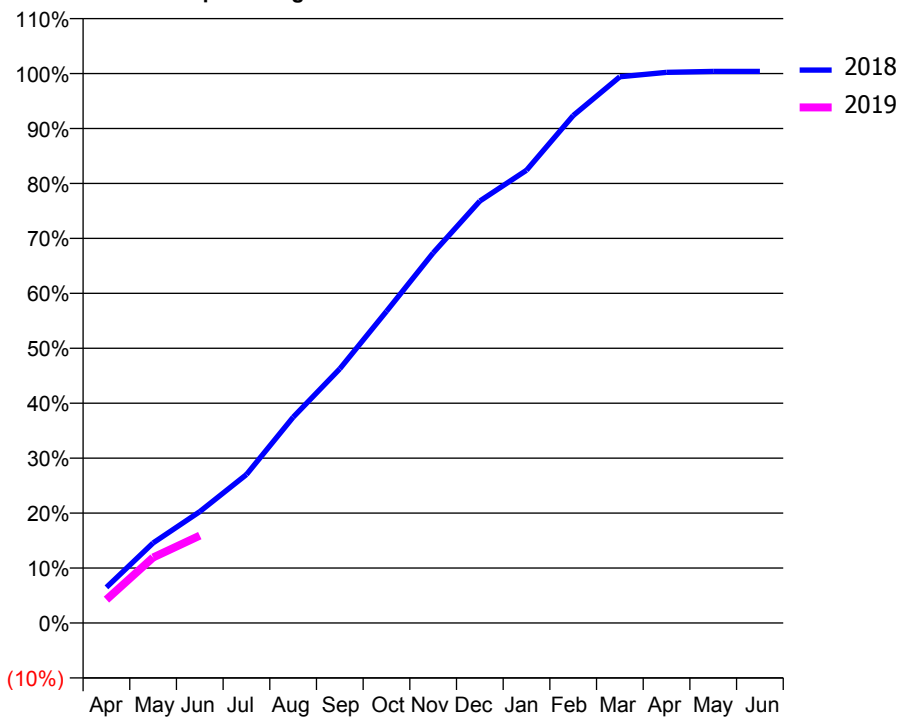
ACCESS*

Patients seen in 24 months	Total	Change since previous quarter
Quarter ending June 2017	4,216	
Quarter ending September 2017	4,312	↑
Quarter ending December 2017	4,295	→
Quarter ending March 2018	4,078	↓
Quarter ending June 2018	3,876	↓
Variance since June 2017	(8.1%)	↓



ACTIVITY

Cumulative percentage of contracted UDA delivered 2018 & 2019



Month	Adjusted Scheduled Activity (UDA)	
	2018	2019
April	706	465
May	1,588	1,299
June	2,209	1,731
July	2,941	
August	4,079	
September	5,036	
October	6,177	
November	7,333	
December	8,360	
January	8,972	
February	10,056	
March	10,824	
April	10,910	
May	10,930	
June	10,930	

QUALITY

	Quantity	Base Number	Contract	AT	Region	England
% of FP17s for the same patient ID Re-attending within 3 months - Children	15	180	8.3%	10.5%	11.5%	11.5%
% of FP17s for the same patient ID Re-attending within 3 months - Adults	68	442	15.4%	15.7%	16.6%	15.4%
% of FP17s for the same patient ID Re-attending between 3 & 9 months - Children	64	180	35.6%	44.8%	48.8%	58.9%
% of FP17s for the same patient ID Re-attending between 3 & 9 months - Adults	125	442	28.3%	37.3%	39.3%	51.6%
% of FP17s for Band 1 Urgent Courses	80	581	13.8%	10.9%	10.6%	8.9%
% of FP17s Relating to Free Repair or Replacements	1	581	0.2%	0.5%	0.5%	0.8%
% of FP17s Relating to Continuations	0	581	0.0%	0.7%	0.7%	0.9%
% of Patients satisfied with the dentistry they have received	0	0	N/A	91.0%	90.4%	93.2%
% of Patients satisfied with the time they had to wait for an appointment	0	0	N/A	83.8%	85.3%	88.8%

* This is based on patients treated on this contract for their most recent course of treatment. Figures in italics indicate the base number of FP17s or Patient Questionnaire responses are less than 100. N/A is shown where the base number of responses is less than 10 during the period. % is calculated as Quantity/Base number*100

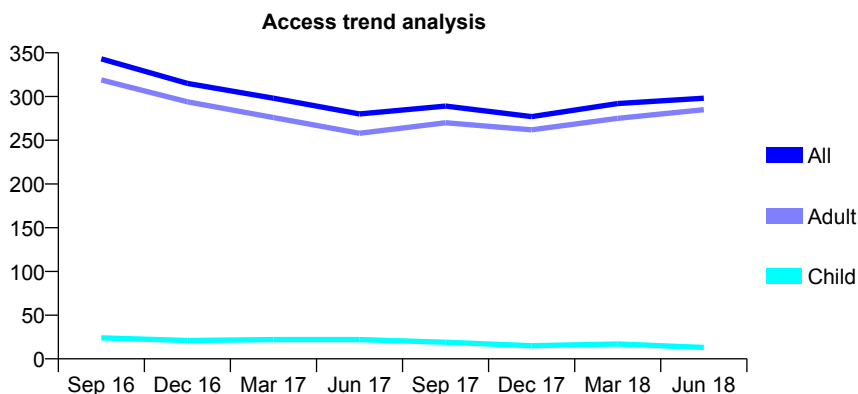
Q61 - Vital Signs At a Glance Contract Report for 136158/0001 - June 2018

Name or company name	Dental Solutions Urgent Treatment Service
Contract type name	GDS Contract
Purpose of contract	General
Contract start date	16/12/2009
Contract end date	

18/19 Contracted general activity (UDA)	624
Carry forward general activity (UDA)	0
18/19 Contracted orthodontic activity (UOA)	0
Carry forward orthodontic activity (UOA)	0
Baseline contract value	£29,669.18

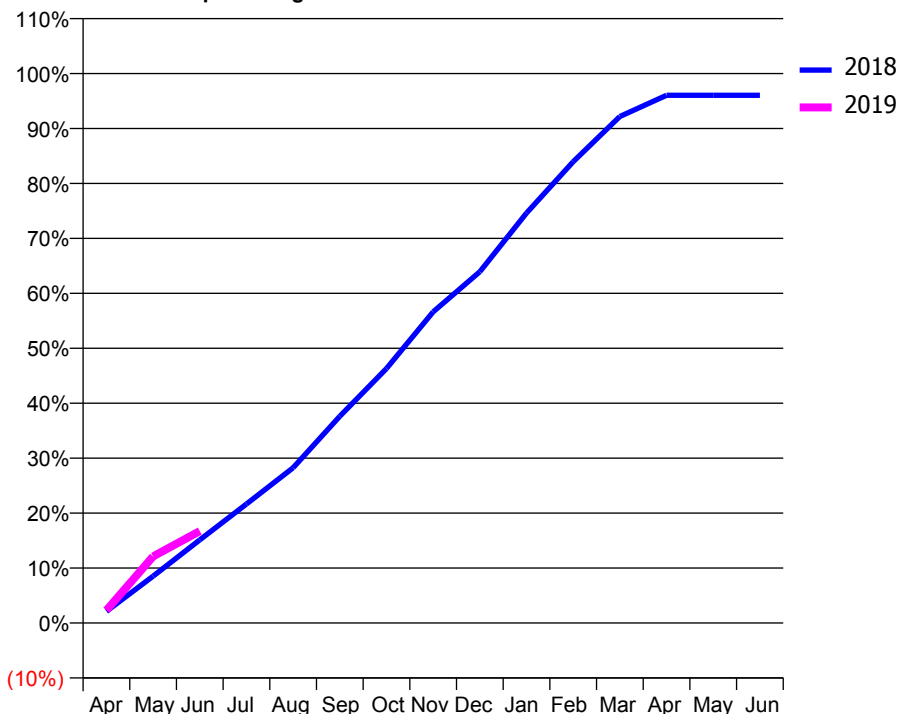
ACCESS*

Patients seen in 24 months	Total	Change since previous quarter
Quarter ending June 2017	280	
Quarter ending September 2017	289	↑
Quarter ending December 2017	277	↓
Quarter ending March 2018	292	↑
Quarter ending June 2018	298	↑
Variance since June 2017	6.4%	↑



ACTIVITY

Cumulative percentage of contracted UDA delivered 2018 & 2019



Adjusted Scheduled Activity (UDA)

Month	2018	2019
April	13	14
May	53	76
June	94	104
July	135	
August	176	
September	235	
October	289	
November	353	
December	399	
January	466	
February	524	
March	575	
April	599	
May	599	
June	599	

QUALITY

	Quantity	Base Number	Contract	AT	Region	England
% of FP17s for the same patient ID Re-attending within 3 months - Children	0	15	0.0%	10.5%	11.5%	11.5%
% of FP17s for the same patient ID Re-attending within 3 months - Adults	0	91	0.0%	15.7%	16.6%	15.4%
% of FP17s for the same patient ID Re-attending between 3 & 9 months - Children	0	15	0.0%	44.8%	48.8%	58.9%
% of FP17s for the same patient ID Re-attending between 3 & 9 months - Adults	3	91	3.3%	37.3%	39.3%	51.6%
% of FP17s for Band 1 Urgent Courses	81	86	94.2%	10.9%	10.6%	8.9%
% of FP17s Relating to Free Repair or Replacements	0	86	0.0%	0.5%	0.5%	0.8%
% of FP17s Relating to Continuations	0	86	0.0%	0.7%	0.7%	0.9%
% of Patients satisfied with the dentistry they have received	0	0	N/A	91.0%	90.4%	93.2%
% of Patients satisfied with the time they had to wait for an appointment	0	0	N/A	83.8%	85.3%	88.8%

* This is based on patients treated on this contract for their most recent course of treatment. Figures in italics indicate the base number of FP17s or Patient Questionnaire responses are less than 100. N/A is shown where the base number of responses is less than 10 during the period. % is calculated as Quantity/Base number*100

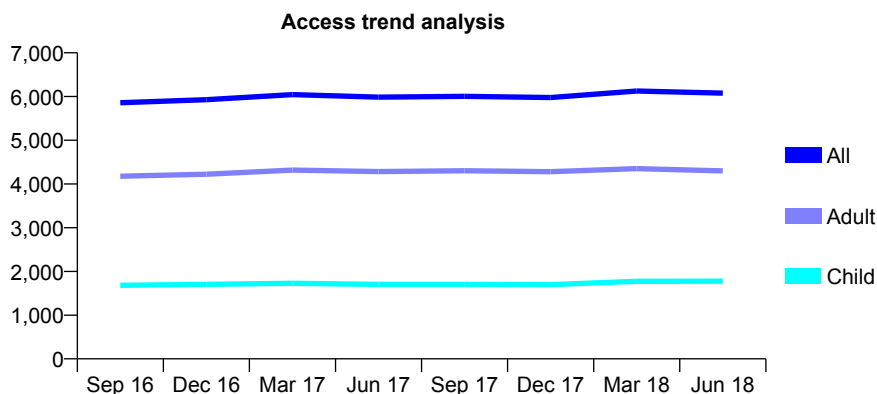
Q61 - Vital Signs At a Glance Contract Report for 136409/0001 - June 2018

Name or company name	High Barnet Dental Care
Contract type name	GDS Contract
Purpose of contract	General
Contract start date	01/08/2007
Contract end date	

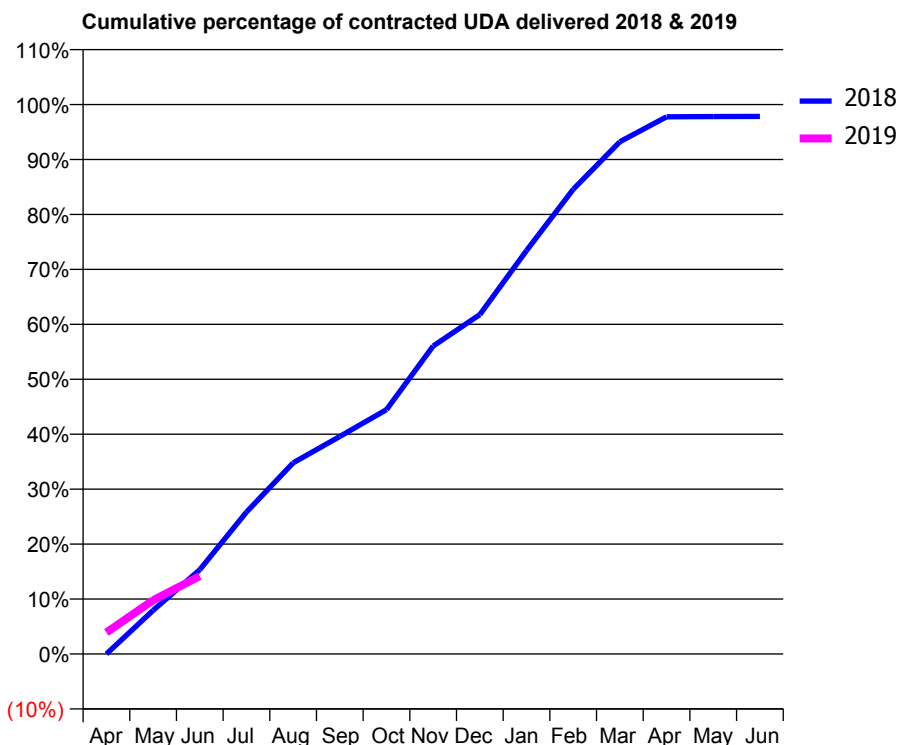
18/19 Contracted general activity (UDA)	16,426
Carry forward general activity (UDA)	0
18/19 Contracted orthodontic activity (UOA)	0
Carry forward orthodontic activity (UOA)	0
Baseline contract value	£466,746.63

ACCESS*

Patients seen in 24 months	Total	Change since previous quarter
Quarter ending June 2017	5,986	
Quarter ending September 2017	6,005	→
Quarter ending December 2017	5,977	→
Quarter ending March 2018	6,125	↑
Quarter ending June 2018	6,078	→
Variance since June 2017	1.5%	→



ACTIVITY



Month	Adjusted Scheduled Activity (UDA)	
	2018	2019
April	-0	644
May	1,307	1,606
June	2,521	2,328
July	4,243	
August	5,713	
September	6,505	
October	7,303	
November	9,206	
December	10,145	
January	12,059	
February	13,888	
March	15,311	
April	16,059	
May	16,065	
June	16,068	

QUALITY

	Quantity	Base Number	Contract	AT	Region	England
% of FP17s for the same patient ID Re-attending within 3 months - Children	39	520	7.5%	10.5%	11.5%	11.5%
% of FP17s for the same patient ID Re-attending within 3 months - Adults	152	1,046	14.5%	15.7%	16.6%	15.4%
% of FP17s for the same patient ID Re-attending between 3 & 9 months - Children	299	520	57.5%	44.8%	48.8%	58.9%
% of FP17s for the same patient ID Re-attending between 3 & 9 months - Adults	464	1,046	44.4%	37.3%	39.3%	51.6%
% of FP17s for Band 1 Urgent Courses	166	1,252	13.3%	10.9%	10.6%	8.9%
% of FP17s Relating to Free Repair or Replacements	3	1,252	0.2%	0.5%	0.5%	0.8%
% of FP17s Relating to Continuations	2	1,252	0.2%	0.7%	0.7%	0.9%
% of Patients satisfied with the dentistry they have received	2	4	N/A	91.0%	90.4%	93.2%
% of Patients satisfied with the time they had to wait for an appointment	4	4	N/A	83.8%	85.3%	88.8%

* This is based on patients treated on this contract for their most recent course of treatment. Figures in italics indicate the base number of FP17s or Patient Questionnaire responses are less than 100. N/A is shown where the base number of responses is less than 10 during the period. % is calculated as Quantity/Base number*100

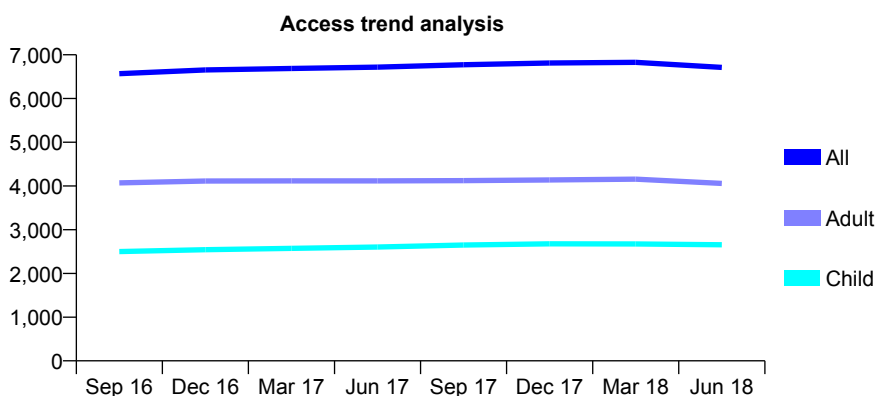
Q61 - Vital Signs At a Glance Contract Report for 136557/0001 - June 2018

Name or company name	S Cowley, R Ingham and J Angelo
Contract type name	GDS Contract
Purpose of contract	General
Contract start date	01/04/2011
Contract end date	

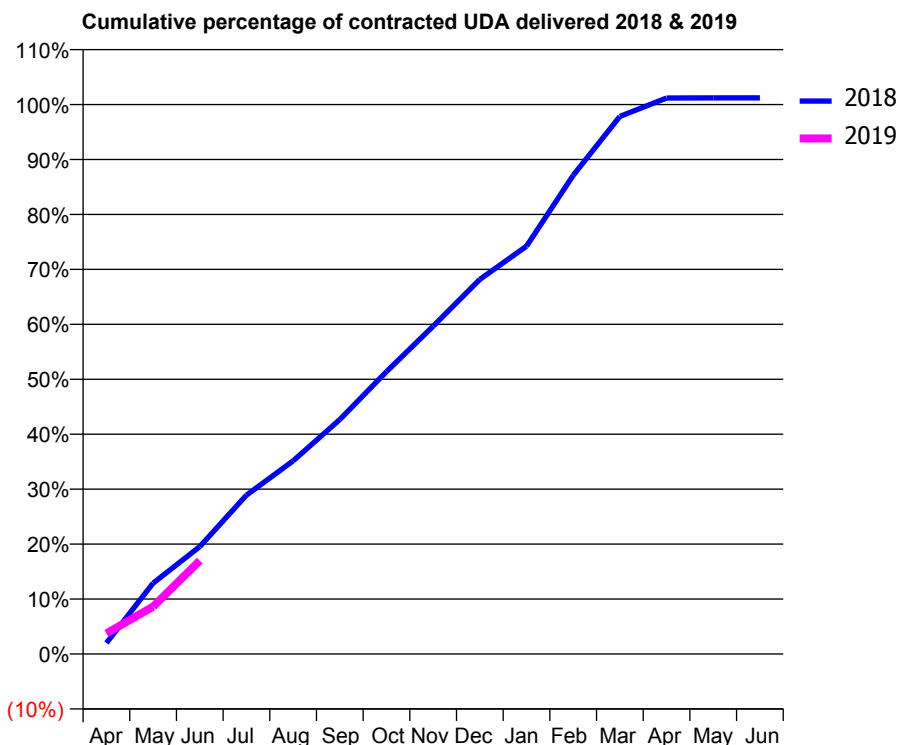
18/19 Contracted general activity (UDA)	21,193
Carry forward general activity (UDA)	0
18/19 Contracted orthodontic activity (UOA)	0
Carry forward orthodontic activity (UOA)	0
Baseline contract value	£572,556.18

ACCESS*

Patients seen in 24 months	Total	Change since previous quarter
Quarter ending June 2017	6,719	
Quarter ending September 2017	6,772	→
Quarter ending December 2017	6,813	→
Quarter ending March 2018	6,829	→
Quarter ending June 2018	6,713	↓
Variance since June 2017	(0.1%)	→



ACTIVITY



Month	Adjusted Scheduled Activity (UDA)	
	2018	2019
April	424	795
May	2,735	1,830
June	4,143	3,603
July	6,128	
August	7,451	
September	9,045	
October	10,889	
November	12,644	
December	14,447	
January	15,729	
February	18,460	
March	20,735	
April	21,443	
May	21,447	
June	21,447	

QUALITY

	Quantity	Base Number	Contract	AT	Region	England
% of FP17s for the same patient ID Re-attending within 3 months - Children	36	600	6.0%	10.5%	11.5%	11.5%
% of FP17s for the same patient ID Re-attending within 3 months - Adults	85	855	9.9%	15.7%	16.6%	15.4%
% of FP17s for the same patient ID Re-attending between 3 & 9 months - Children	224	600	37.3%	44.8%	48.8%	58.9%
% of FP17s for the same patient ID Re-attending between 3 & 9 months - Adults	290	855	33.9%	37.3%	39.3%	51.6%
% of FP17s for Band 1 Urgent Courses	109	1,255	8.7%	10.9%	10.6%	8.9%
% of FP17s Relating to Free Repair or Replacements	1	1,255	0.1%	0.5%	0.5%	0.8%
% of FP17s Relating to Continuations	6	1,255	0.5%	0.7%	0.7%	0.9%
% of Patients satisfied with the dentistry they have received	0	1	N/A	91.0%	90.4%	93.2%
% of Patients satisfied with the time they had to wait for an appointment	0	1	N/A	83.8%	85.3%	88.8%

* This is based on patients treated on this contract for their most recent course of treatment. Figures in italics indicate the base number of FP17s or Patient Questionnaire responses are less than 100. N/A is shown where the base number of responses is less than 10 during the period. % is calculated as Quantity/Base number*100

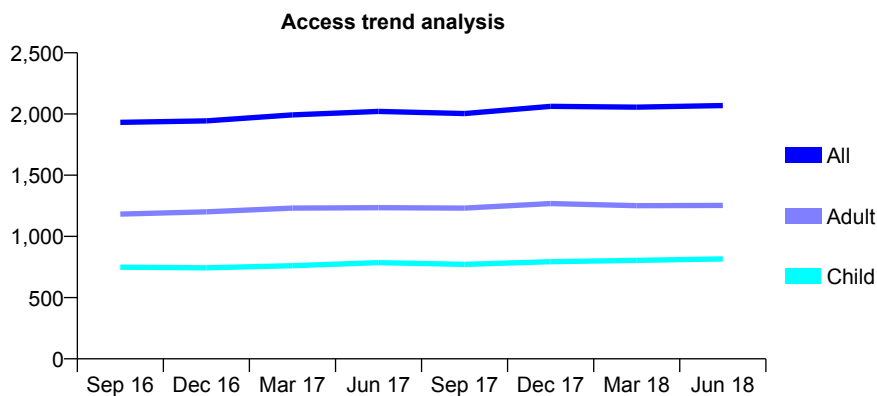
Q61 - Vital Signs At a Glance Contract Report for 137081/0001 - June 2018

Name or company name	Dental Living
Contract type name	GDS Contract
Purpose of contract	General
Contract start date	01/07/2009
Contract end date	

18/19 Contracted general activity (UDA)	4,301
Carry forward general activity (UDA)	0
18/19 Contracted orthodontic activity (UOA)	0
Carry forward orthodontic activity (UOA)	0
Baseline contract value	£110,661.73

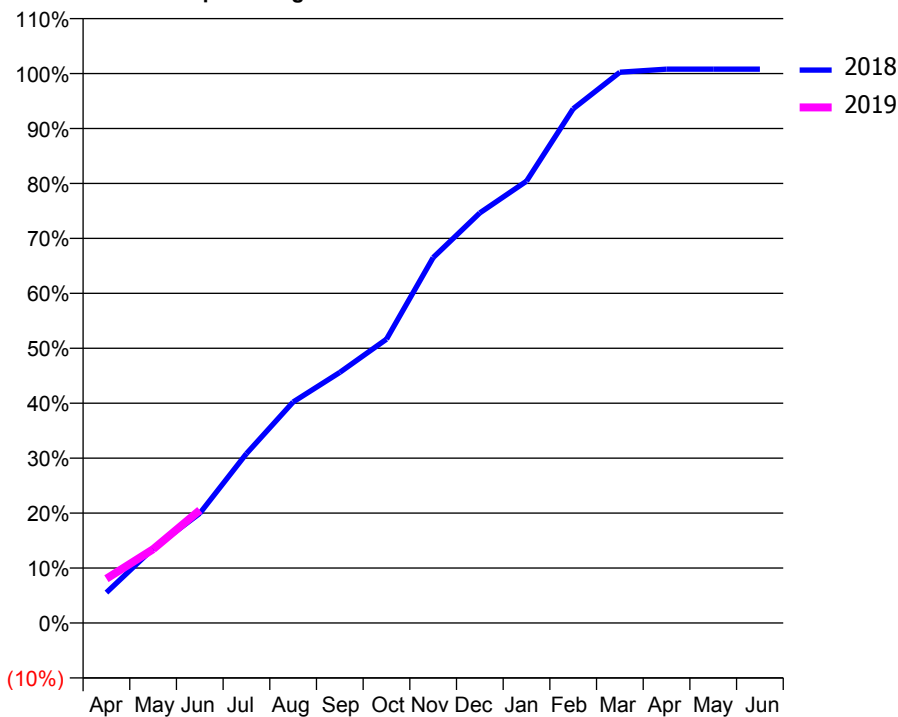
ACCESS*

Patients seen in 24 months	Total	Change since previous quarter
Quarter ending June 2017	2,021	
Quarter ending September 2017	2,004	→
Quarter ending December 2017	2,063	↑
Quarter ending March 2018	2,056	→
Quarter ending June 2018	2,069	→
Variance since June 2017	2.4%	↑



ACTIVITY

Cumulative percentage of contracted UDA delivered 2018 & 2019



Adjusted Scheduled Activity (UDA)

Month	2018	2019
April	239	347
May	583	578
June	858	884
July	1,326	
August	1,730	
September	1,961	
October	2,221	
November	2,861	
December	3,210	
January	3,458	
February	4,025	
March	4,312	
April	4,335	
May	4,335	
June	4,335	

QUALITY

	Quantity	Base Number	Contract	AT	Region	England
% of FP17s for the same patient ID Re-attending within 3 months - Children	21	217	9.7%	10.5%	11.5%	11.5%
% of FP17s for the same patient ID Re-attending within 3 months - Adults	35	241	14.5%	15.7%	16.6%	15.4%
% of FP17s for the same patient ID Re-attending between 3 & 9 months - Children	74	217	34.1%	44.8%	48.8%	58.9%
% of FP17s for the same patient ID Re-attending between 3 & 9 months - Adults	73	241	30.3%	37.3%	39.3%	51.6%
% of FP17s for Band 1 Urgent Courses	43	441	9.8%	10.9%	10.6%	8.9%
% of FP17s Relating to Free Repair or Replacements	0	441	0.0%	0.5%	0.5%	0.8%
% of FP17s Relating to Continuations	6	441	1.4%	0.7%	0.7%	0.9%
% of Patients satisfied with the dentistry they have received	1	2	N/A	91.0%	90.4%	93.2%
% of Patients satisfied with the time they had to wait for an appointment	0	2	N/A	83.8%	85.3%	88.8%

* This is based on patients treated on this contract for their most recent course of treatment. Figures in italics indicate the base number of FP17s or Patient Questionnaire responses are less than 100. N/A is shown where the base number of responses is less than 10 during the period. % is calculated as Quantity/Base number*100

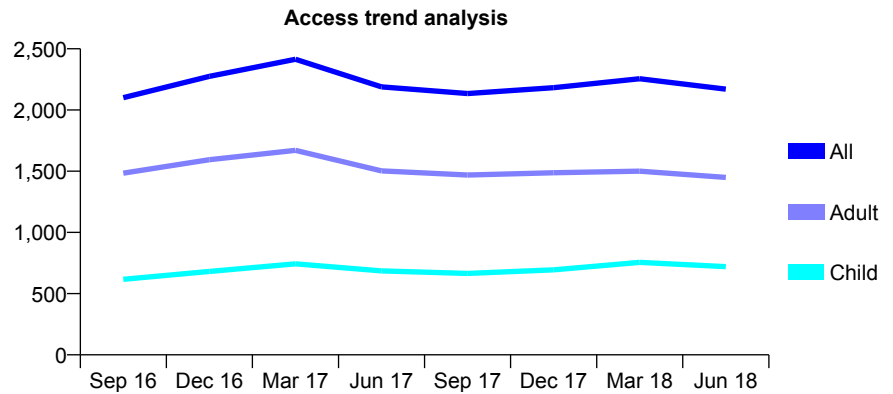
Q61 - Vital Signs At a Glance Contract Report for 137723/0001 - June 2018

Name or company name	Miss Chaudry & Dr M Siddique
Contract type name	GDS Contract
Purpose of contract	General
Contract start date	01/02/2012
Contract end date	

18/19 Contracted general activity (UDA)	6,879
Carry forward general activity (UDA)	0
18/19 Contracted orthodontic activity (UOA)	0
Carry forward orthodontic activity (UOA)	0
Baseline contract value	£197,752.00

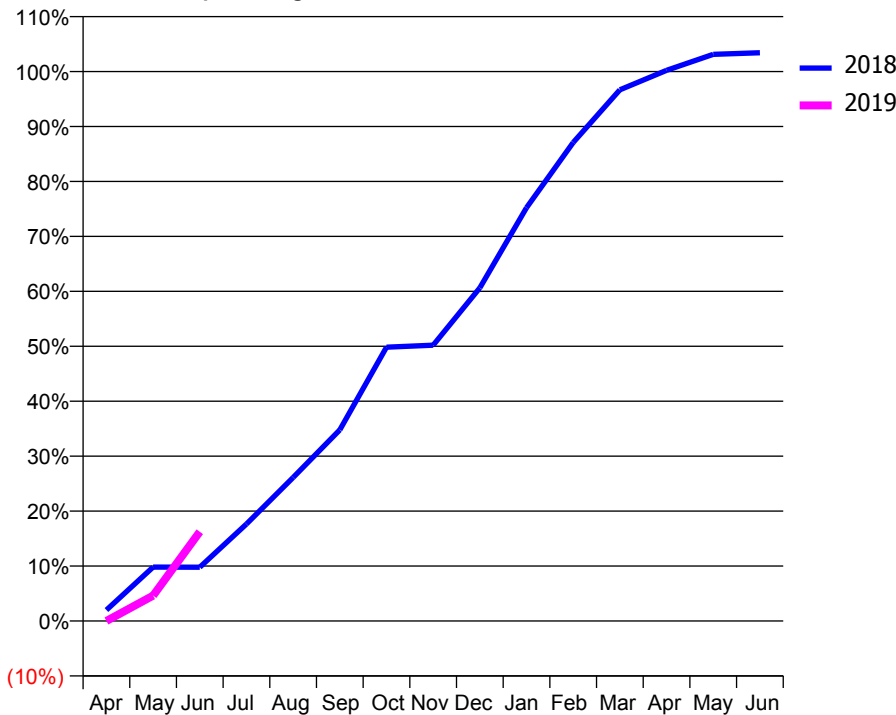
ACCESS*

Patients seen in 24 months	Total	Change since previous quarter
Quarter ending June 2017	2,189	
Quarter ending September 2017	2,134	↓
Quarter ending December 2017	2,182	↑
Quarter ending March 2018	2,255	↑
Quarter ending June 2018	2,170	↓
Variance since June 2017	(0.9%)	→



ACTIVITY

Cumulative percentage of contracted UDA delivered 2018 & 2019



Month	Adjusted Scheduled Activity (UDA)	
	2018	2019
April	138	0
May	675	318
June	674	1,118
July	1,214	
August	1,797	
September	2,393	
October	3,428	
November	3,453	
December	4,170	
January	5,174	
February	5,990	
March	6,650	
April	6,893	
May	7,093	
June	7,113	

QUALITY

	Quantity	Base Number	Contract	AT	Region	England
% of FP17s for the same patient ID Re-attending within 3 months - Children	17	195	8.7%	10.5%	11.5%	11.5%
% of FP17s for the same patient ID Re-attending within 3 months - Adults	42	320	13.1%	15.7%	16.6%	15.4%
% of FP17s for the same patient ID Re-attending between 3 & 9 months - Children	82	195	42.1%	44.8%	48.8%	58.9%
% of FP17s for the same patient ID Re-attending between 3 & 9 months - Adults	90	320	28.1%	37.3%	39.3%	51.6%
% of FP17s for Band 1 Urgent Courses	33	373	8.8%	10.9%	10.6%	8.9%
% of FP17s Relating to Free Repair or Replacements	3	373	0.8%	0.5%	0.5%	0.8%
% of FP17s Relating to Continuations	0	373	0.0%	0.7%	0.7%	0.9%
% of Patients satisfied with the dentistry they have received	1	2	N/A	91.0%	90.4%	93.2%
% of Patients satisfied with the time they had to wait for an appointment	1	2	N/A	83.8%	85.3%	88.8%

* This is based on patients treated on this contract for their most recent course of treatment. Figures in italics indicate the base number of FP17s or Patient Questionnaire responses are less than 100. N/A is shown where the base number of responses is less than 10 during the period. % is calculated as Quantity/Base number*100

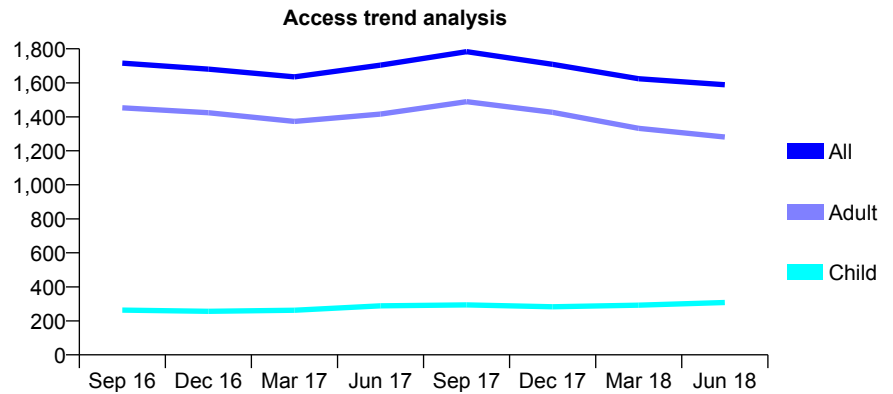
Q61 - Vital Signs At a Glance Contract Report for 137871/0001 - June 2018

Name or company name	Harpinder Dhamu and Geo Vellappany Mat
Contract type name	Pilot Contract
Purpose of contract	General
Contract start date	01/05/2014
Contract end date	

18/19 Contracted general activity (UDA)	3,252
Carry forward general activity (UDA)	0
18/19 Contracted orthodontic activity (UOA)	0
Carry forward orthodontic activity (UOA)	0
Baseline contract value	£172,892.91

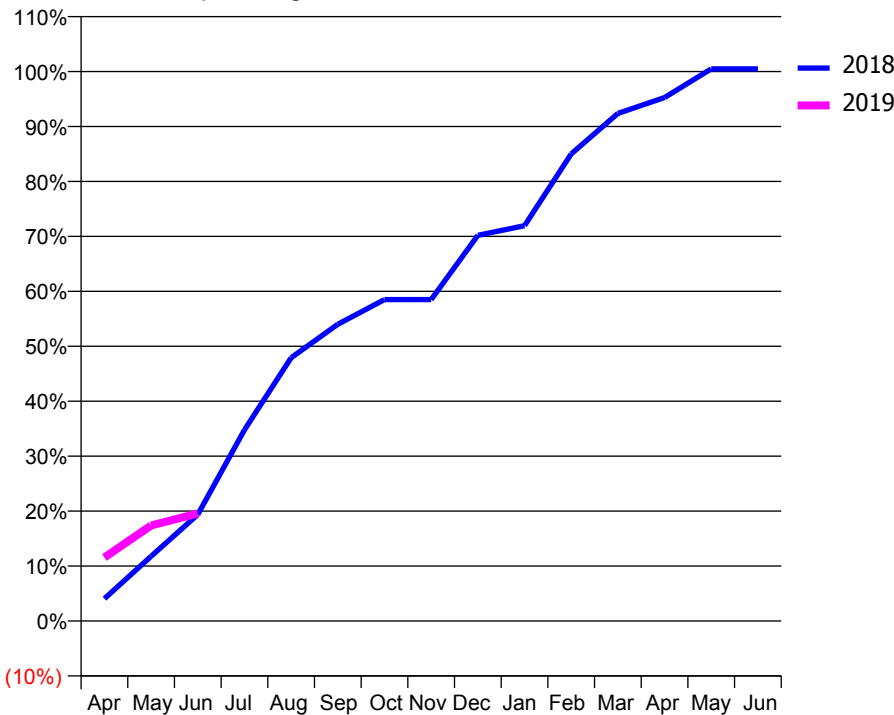
ACCESS*

Patients seen in 24 months	Total	Change since previous quarter
Quarter ending June 2017	1,704	
Quarter ending September 2017	1,783	↑
Quarter ending December 2017	1,709	↓
Quarter ending March 2018	1,624	↓
Quarter ending June 2018	1,589	↓
Variance since June 2017	(6.7%)	↓



ACTIVITY

Cumulative percentage of contracted UDA delivered 2018 & 2019



Month	Adjusted Scheduled Activity (UDA)	
	2018	2019
April	132	376
May	383	565
June	630	637
July	1,132	
August	1,558	
September	1,756	
October	1,903	
November	1,903	
December	2,283	
January	2,340	
February	2,764	
March	3,004	
April	3,098	
May	3,267	
June	3,267	

QUALITY

	Quantity	Base Number	Contract	AT	Region	England
% of FP17s for the same patient ID Re-attending within 3 months - Children	4	81	4.9%	10.5%	11.5%	11.5%
% of FP17s for the same patient ID Re-attending within 3 months - Adults	26	246	10.6%	15.7%	16.6%	15.4%
% of FP17s for the same patient ID Re-attending between 3 & 9 months - Children	27	81	33.3%	44.8%	48.8%	58.9%
% of FP17s for the same patient ID Re-attending between 3 & 9 months - Adults	53	246	21.5%	37.3%	39.3%	51.6%
% of FP17s for Band 1 Urgent Courses	43	200	21.5%	10.9%	10.6%	8.9%
% of FP17s Relating to Free Repair or Replacements	0	200	0.0%	0.5%	0.5%	0.8%
% of FP17s Relating to Continuations	0	200	0.0%	0.7%	0.7%	0.9%
% of Patients satisfied with the dentistry they have received	1	1	N/A	91.0%	90.4%	93.2%
% of Patients satisfied with the time they had to wait for an appointment	1	1	N/A	83.8%	85.3%	88.8%

* This is based on patients treated on this contract for their most recent course of treatment. Figures in italics indicate the base number of FP17s or Patient Questionnaire responses are less than 100. N/A is shown where the base number of responses is less than 10 during the period. % is calculated as Quantity/Base number*100

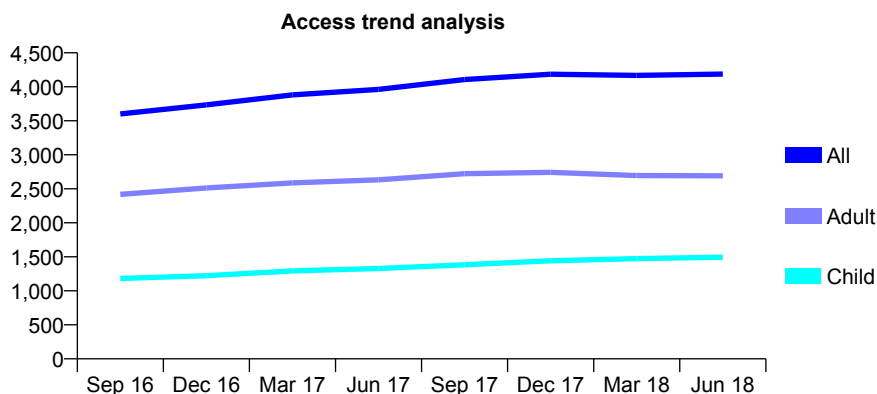
Q61 - Vital Signs At a Glance Contract Report for 137901/0001 - June 2018

Name or company name	Smiles Dental Care Limited
Contract type name	GDS Contract
Purpose of contract	General
Contract start date	01/04/2014
Contract end date	

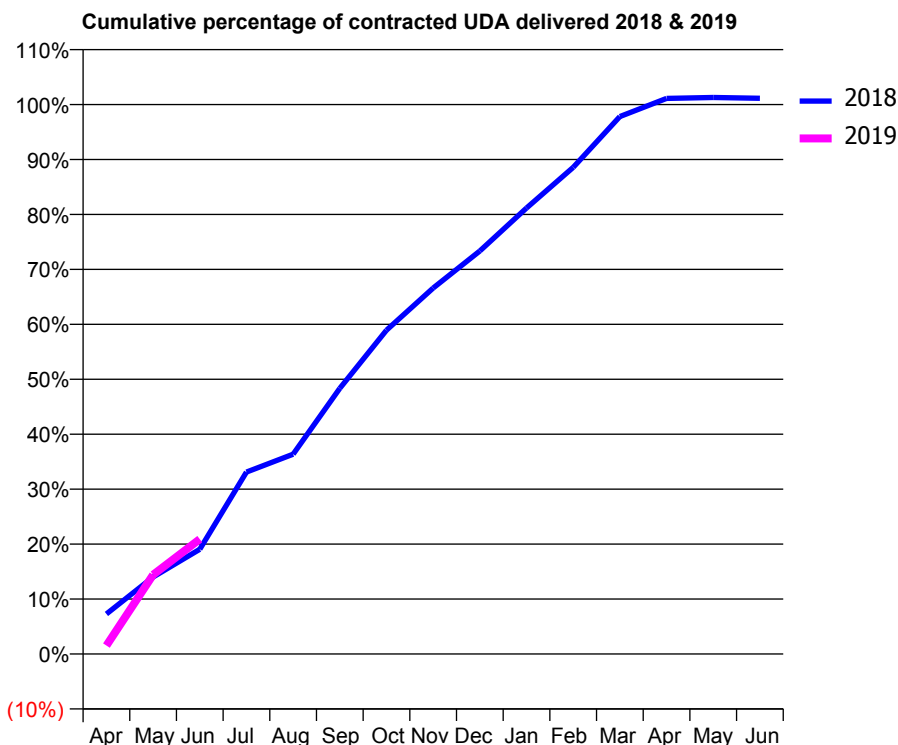
18/19 Contracted general activity (UDA)	7,500
Carry forward general activity (UDA)	0
18/19 Contracted orthodontic activity (UOA)	0
Carry forward orthodontic activity (UOA)	0
Baseline contract value	£207,547.18

ACCESS*

Patients seen in 24 months	Total	Change since previous quarter
Quarter ending June 2017	3,961	
Quarter ending September 2017	4,106	↑
Quarter ending December 2017	4,185	→
Quarter ending March 2018	4,168	→
Quarter ending June 2018	4,188	→
Variance since June 2017	5.7%	↑



ACTIVITY



Month	Adjusted Scheduled Activity (UDA)	
	2018	2019
April	547	116
May	1,052	1,082
June	1,429	1,567
July	2,483	
August	2,726	
September	3,627	
October	4,420	
November	4,996	
December	5,500	
January	6,086	
February	6,642	
March	7,336	
April	7,583	
May	7,596	
June	7,586	

QUALITY

	Quantity	Base Number	Contract	AT	Region	England
% of FP17s for the same patient ID Re-attending within 3 months - Children	21	550	3.8%	10.5%	11.5%	11.5%
% of FP17s for the same patient ID Re-attending within 3 months - Adults	27	642	4.2%	15.7%	16.6%	15.4%
% of FP17s for the same patient ID Re-attending between 3 & 9 months - Children	323	550	58.7%	44.8%	48.8%	58.9%
% of FP17s for the same patient ID Re-attending between 3 & 9 months - Adults	278	642	43.3%	37.3%	39.3%	51.6%
% of FP17s for Band 1 Urgent Courses	42	816	5.1%	10.9%	10.6%	8.9%
% of FP17s Relating to Free Repair or Replacements	3	816	0.4%	0.5%	0.5%	0.8%
% of FP17s Relating to Continuations	0	816	0.0%	0.7%	0.7%	0.9%
% of Patients satisfied with the dentistry they have received	3	3	N/A	91.0%	90.4%	93.2%
% of Patients satisfied with the time they had to wait for an appointment	3	3	N/A	83.8%	85.3%	88.8%

* This is based on patients treated on this contract for their most recent course of treatment. Figures in italics indicate the base number of FP17s or Patient Questionnaire responses are less than 100. N/A is shown where the base number of responses is less than 10 during the period. % is calculated as Quantity/Base number*100

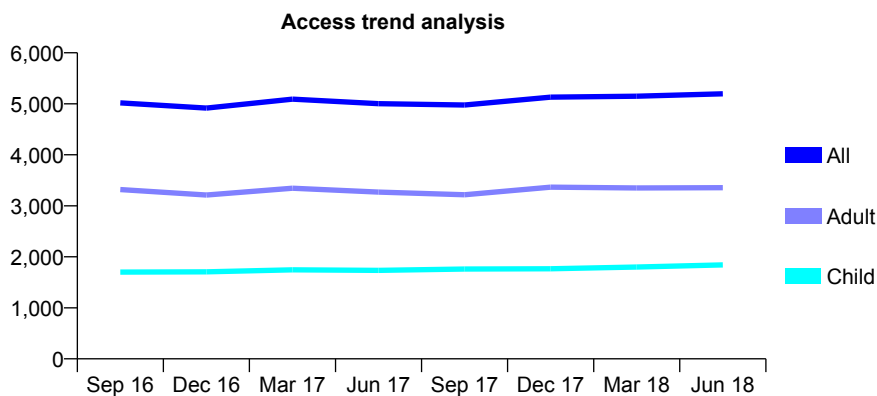
Q61 - Vital Signs At a Glance Contract Report for 138037/0001 - June 2018

Name or company name	Mr Punit Shah, Mrs Priya Punit Shah
Contract type name	GDS Contract
Purpose of contract	General
Contract start date	10/02/2014
Contract end date	

18/19 Contracted general activity (UDA)	7,567
Carry forward general activity (UDA)	0
18/19 Contracted orthodontic activity (UOA)	0
Carry forward orthodontic activity (UOA)	0
Baseline contract value	£227,455.12

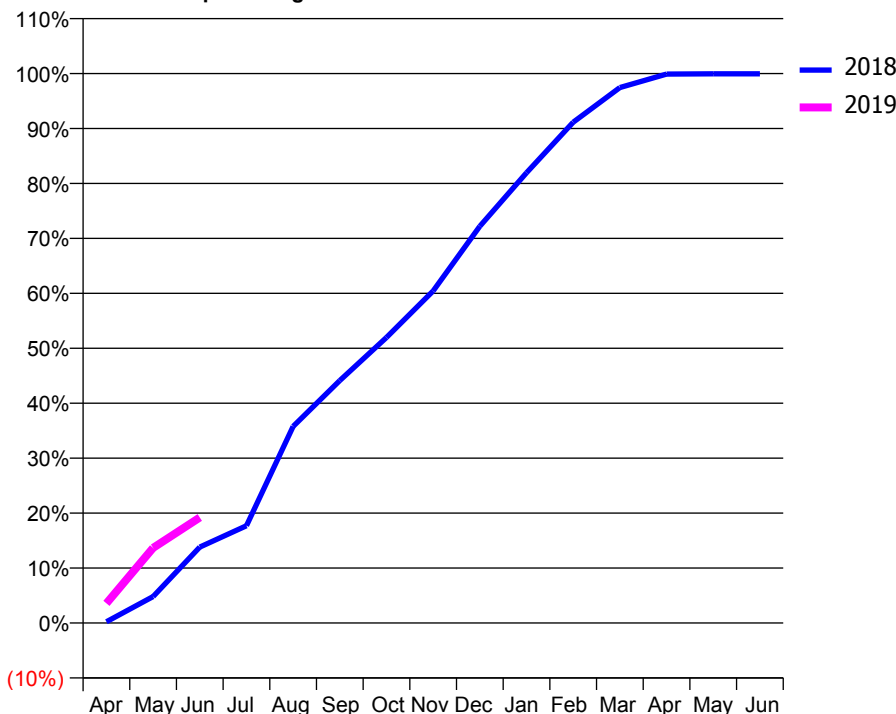
ACCESS*

Patients seen in 24 months	Total	Change since previous quarter
Quarter ending June 2017	5,002	
Quarter ending September 2017	4,976	→
Quarter ending December 2017	5,131	↑
Quarter ending March 2018	5,149	→
Quarter ending June 2018	5,197	→
Variance since June 2017	3.9%	↑



ACTIVITY

Cumulative percentage of contracted UDA delivered 2018 & 2019



Month	Adjusted Scheduled Activity (UDA)	
	2018	2019
April	18	271
May	365	1,035
June	1,047	1,454
July	1,339	
August	2,707	
September	3,338	
October	3,933	
November	4,574	
December	5,463	
January	6,200	
February	6,896	
March	7,374	
April	7,559	
May	7,563	
June	7,563	

QUALITY

	Quantity	Base Number	Contract	AT	Region	England
% of FP17s for the same patient ID Re-attending within 3 months - Children	25	489	5.1%	10.5%	11.5%	11.5%
% of FP17s for the same patient ID Re-attending within 3 months - Adults	71	660	10.8%	15.7%	16.6%	15.4%
% of FP17s for the same patient ID Re-attending between 3 & 9 months - Children	178	489	36.4%	44.8%	48.8%	58.9%
% of FP17s for the same patient ID Re-attending between 3 & 9 months - Adults	162	660	24.5%	37.3%	39.3%	51.6%
% of FP17s for Band 1 Urgent Courses	109	883	12.3%	10.9%	10.6%	8.9%
% of FP17s Relating to Free Repair or Replacements	7	883	0.8%	0.5%	0.5%	0.8%
% of FP17s Relating to Continuations	6	883	0.7%	0.7%	0.7%	0.9%
% of Patients satisfied with the dentistry they have received	4	4	N/A	91.0%	90.4%	93.2%
% of Patients satisfied with the time they had to wait for an appointment	3	4	N/A	83.8%	85.3%	88.8%

* This is based on patients treated on this contract for their most recent course of treatment. Figures in italics indicate the base number of FP17s or Patient Questionnaire responses are less than 100. N/A is shown where the base number of responses is less than 10 during the period. % is calculated as Quantity/Base number*100

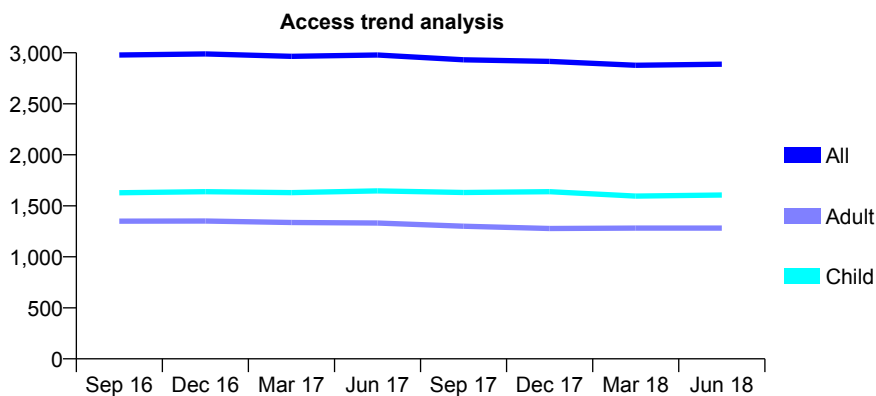
Q61 - Vital Signs At a Glance Contract Report for 139262/0001 - June 2018

Name or company name	St Johns Dental Practice Limited
Contract type name	GDS Contract
Purpose of contract	General
Contract start date	01/12/2011
Contract end date	

18/19 Contracted general activity (UDA)	7,247
Carry forward general activity (UDA)	0
18/19 Contracted orthodontic activity (UOA)	0
Carry forward orthodontic activity (UOA)	0
Baseline contract value	£160,112.86

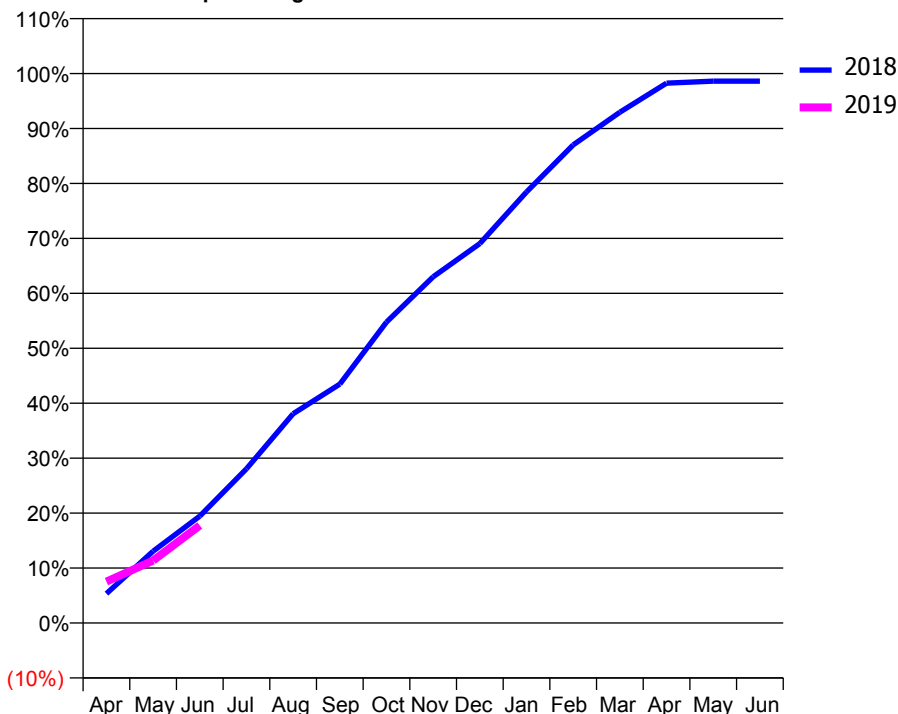
ACCESS*

Patients seen in 24 months	Total	Change since previous quarter
Quarter ending June 2017	2,979	
Quarter ending September 2017	2,931	↓
Quarter ending December 2017	2,916	→
Quarter ending March 2018	2,878	↓
Quarter ending June 2018	2,888	→
Variance since June 2017	(3.1%)	↓



ACTIVITY

Cumulative percentage of contracted UDA delivered 2018 & 2019



Adjusted Scheduled Activity (UDA)

Month	2018	2019
April	388	545
May	947	824
June	1,409	1,287
July	2,034	
August	2,761	
September	3,150	
October	3,968	
November	4,567	
December	5,004	
January	5,685	
February	6,305	
March	6,736	
April	7,120	
May	7,147	
June	7,147	

QUALITY

	Quantity	Base Number	Contract	AT	Region	England
% of FP17s for the same patient ID Re-attending within 3 months - Children	57	695	8.2%	10.5%	11.5%	11.5%
% of FP17s for the same patient ID Re-attending within 3 months - Adults	47	451	10.4%	15.7%	16.6%	15.4%
% of FP17s for the same patient ID Re-attending between 3 & 9 months - Children	472	695	67.9%	44.8%	48.8%	58.9%
% of FP17s for the same patient ID Re-attending between 3 & 9 months - Adults	309	451	68.5%	37.3%	39.3%	51.6%
% of FP17s for Band 1 Urgent Courses	36	913	3.9%	10.9%	10.6%	8.9%
% of FP17s Relating to Free Repair or Replacements	1	913	0.1%	0.5%	0.5%	0.8%
% of FP17s Relating to Continuations	0	913	0.0%	0.7%	0.7%	0.9%
% of Patients satisfied with the dentistry they have received	1	1	N/A	91.0%	90.4%	93.2%
% of Patients satisfied with the time they had to wait for an appointment	1	1	N/A	83.8%	85.3%	88.8%

* This is based on patients treated on this contract for their most recent course of treatment. Figures in italics indicate the base number of FP17s or Patient Questionnaire responses are less than 100. N/A is shown where the base number of responses is less than 10 during the period. % is calculated as Quantity/Base number*100

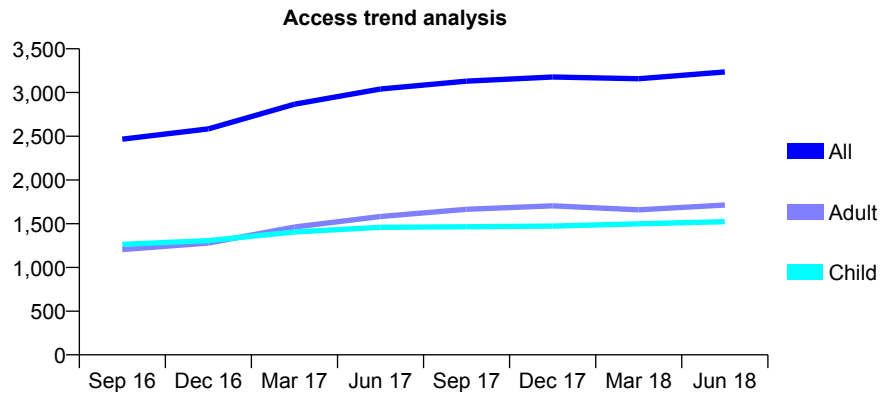
Q61 - Vital Signs At a Glance Contract Report for 140252/0001 - June 2018

Name or company name	Mrs S Talwar & Dr R Khera
Contract type name	GDS Contract
Purpose of contract	General and Orthodontic
Contract start date	10/01/2009
Contract end date	

18/19 Contracted general activity (UDA)	3,745
Carry forward general activity (UDA)	0
18/19 Contracted orthodontic activity (UOA)	2,645
Carry forward orthodontic activity (UOA)	0
Baseline contract value	£272,916.70

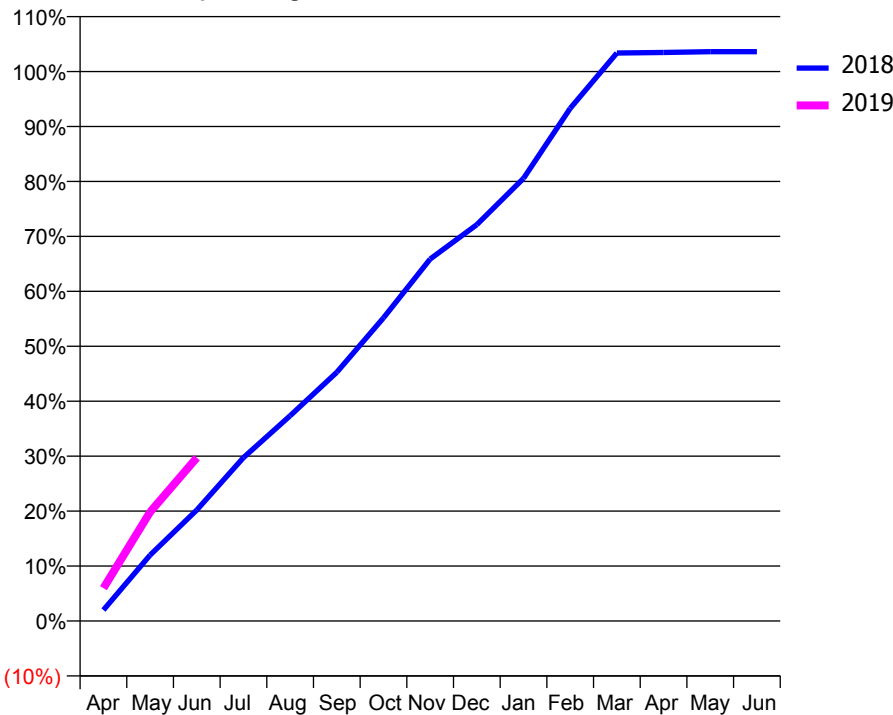
ACCESS*

Patients seen in 24 months	Total	Change since previous quarter
Quarter ending June 2017	3,040	
Quarter ending September 2017	3,130	↑
Quarter ending December 2017	3,177	→
Quarter ending March 2018	3,158	→
Quarter ending June 2018	3,236	↑
Variance since June 2017	6.4%	↑



ACTIVITY

Cumulative percentage of contracted UDA delivered 2018 & 2019



Adjusted Scheduled Activity (UDA)		
Month	2018	2019
April	75	224
May	449	743
June	757	1,113
July	1,114	
August	1,399	
September	1,696	
October	2,067	
November	2,467	
December	2,701	
January	3,016	
February	3,494	
March	3,871	
April	3,875	
May	3,880	
June	3,880	

QUALITY

	Quantity	Base Number	Contract	AT	Region	England
% of FP17s for the same patient ID Re-attending within 3 months - Children	37	470	7.9%	10.5%	11.5%	11.5%
% of FP17s for the same patient ID Re-attending within 3 months - Adults	50	369	13.6%	15.7%	16.6%	15.4%
% of FP17s for the same patient ID Re-attending between 3 & 9 months - Children	135	470	28.7%	44.8%	48.8%	58.9%
% of FP17s for the same patient ID Re-attending between 3 & 9 months - Adults	93	369	25.2%	37.3%	39.3%	51.6%
% of FP17s for Band 1 Urgent Courses	53	548	9.7%	10.9%	10.6%	8.9%
% of FP17s Relating to Free Repair or Replacements	0	548	0.0%	0.5%	0.5%	0.8%
% of FP17s Relating to Continuations	9	548	1.6%	0.7%	0.7%	0.9%
% of Patients satisfied with the dentistry they have received	0	0	N/A	91.0%	90.4%	93.2%
% of Patients satisfied with the time they had to wait for an appointment	0	0	N/A	83.8%	85.3%	88.8%

* This is based on patients treated on this contract for their most recent course of treatment. Figures in italics indicate the base number of FP17s or Patient Questionnaire responses are less than 100. N/A is shown where the base number of responses is less than 10 during the period. % is calculated as Quantity/Base number*100

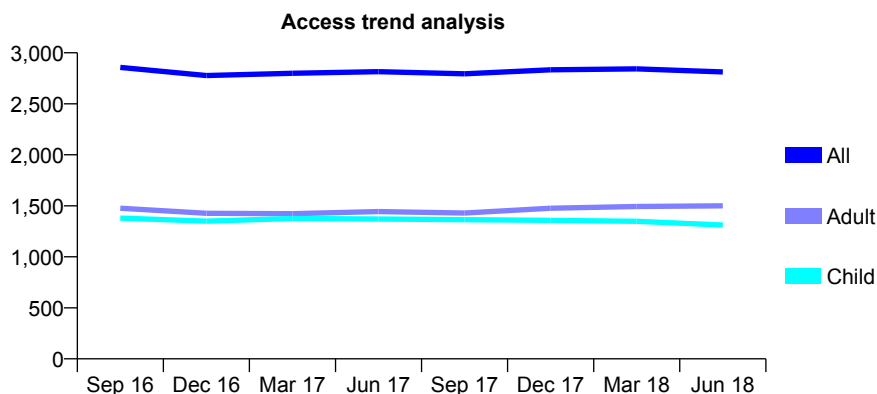
Q61 - Vital Signs At a Glance Contract Report for 140473/0001 - June 2018

Name or company name	Barnet Smiles Dental Care Limited
Contract type name	GDS Contract
Purpose of contract	General
Contract start date	01/04/2014
Contract end date	

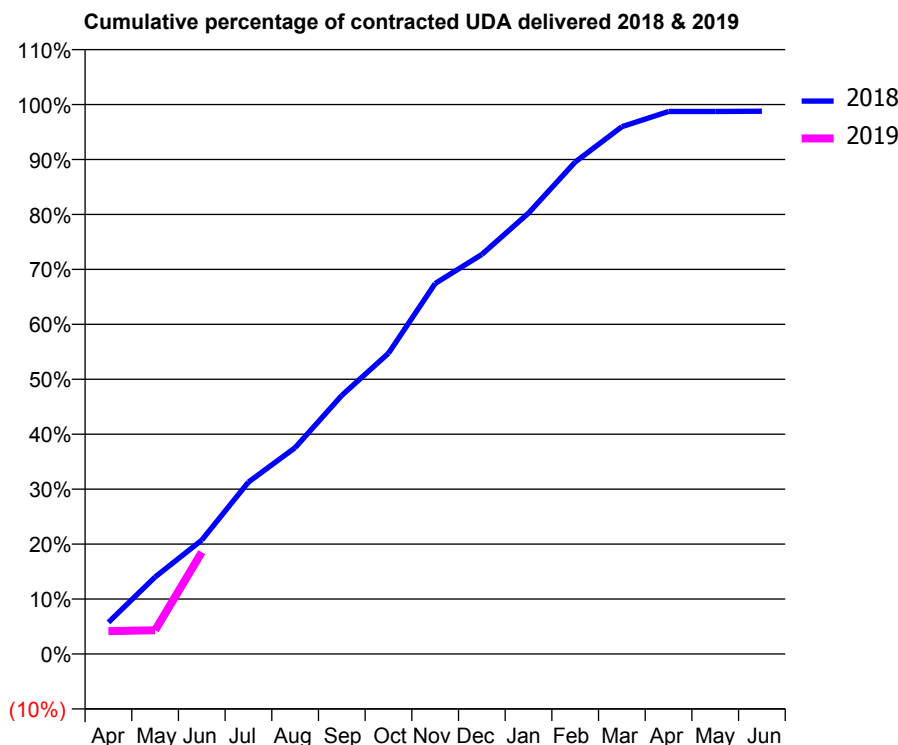
18/19 Contracted general activity (UDA)	7,560
Carry forward general activity (UDA)	0
18/19 Contracted orthodontic activity (UOA)	0
Carry forward orthodontic activity (UOA)	0
Baseline contract value	£189,306.23

ACCESS*

Patients seen in 24 months	Total	Change since previous quarter
Quarter ending June 2017	2,815	
Quarter ending September 2017	2,794	→
Quarter ending December 2017	2,833	→
Quarter ending March 2018	2,842	→
Quarter ending June 2018	2,812	↓
Variance since June 2017	(0.1%)	→



ACTIVITY



Adjusted Scheduled Activity (UDA)		
Month	2018	2019
April	436	315
May	1,059	328
June	1,567	1,400
July	2,366	
August	2,840	
September	3,558	
October	4,139	
November	5,098	
December	5,498	
January	6,065	
February	6,769	
March	7,255	
April	7,464	
May	7,464	
June	7,467	

QUALITY

	Quantity	Base Number	Contract	AT	Region	England
% of FP17s for the same patient ID Re-attending within 3 months - Children	27	468	5.8%	10.5%	11.5%	11.5%
% of FP17s for the same patient ID Re-attending within 3 months - Adults	88	462	19.0%	15.7%	16.6%	15.4%
% of FP17s for the same patient ID Re-attending between 3 & 9 months - Children	292	468	62.4%	44.8%	48.8%	58.9%
% of FP17s for the same patient ID Re-attending between 3 & 9 months - Adults	242	462	52.4%	37.3%	39.3%	51.6%
% of FP17s for Band 1 Urgent Courses	64	819	7.8%	10.9%	10.6%	8.9%
% of FP17s Relating to Free Repair or Replacements	14	819	1.7%	0.5%	0.5%	0.8%
% of FP17s Relating to Continuations	3	819	0.4%	0.7%	0.7%	0.9%
% of Patients satisfied with the dentistry they have received	1	1	N/A	91.0%	90.4%	93.2%
% of Patients satisfied with the time they had to wait for an appointment	1	1	N/A	83.8%	85.3%	88.8%

* This is based on patients treated on this contract for their most recent course of treatment. Figures in italics indicate the base number of FP17s or Patient Questionnaire responses are less than 100. N/A is shown where the base number of responses is less than 10 during the period. % is calculated as Quantity/Base number*100

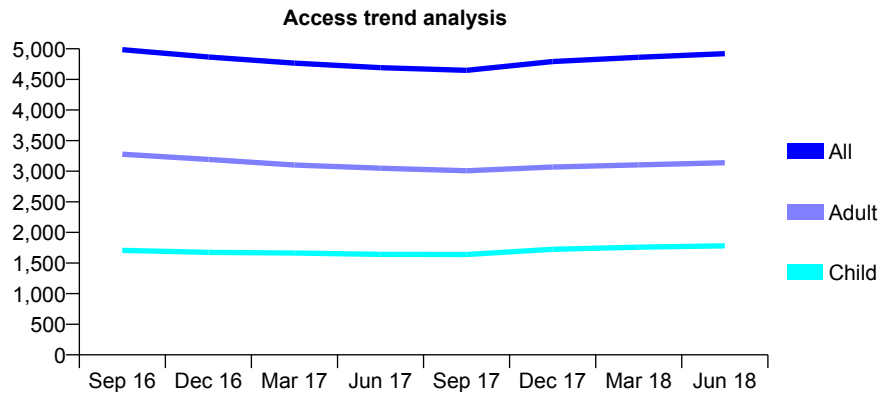
Q61 - Vital Signs At a Glance Contract Report for 140740/0001 - June 2018

Name or company name	Mr S Atkar
Contract type name	GDS Contract
Purpose of contract	General
Contract start date	01/09/2012
Contract end date	

18/19 Contracted general activity (UDA)	13,433
Carry forward general activity (UDA)	0
18/19 Contracted orthodontic activity (UOA)	0
Carry forward orthodontic activity (UOA)	0
Baseline contract value	£406,006.61

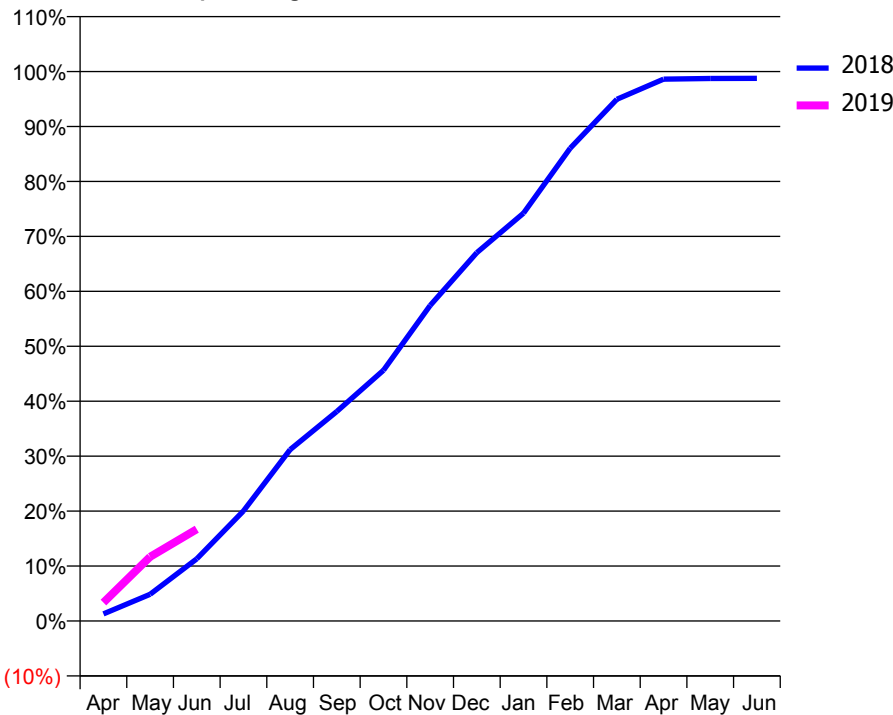
ACCESS*

Patients seen in 24 months	Total	Change since previous quarter
Quarter ending June 2017	4,691	
Quarter ending September 2017	4,648	→
Quarter ending December 2017	4,792	↑
Quarter ending March 2018	4,862	→
Quarter ending June 2018	4,920	→
Variance since June 2017	4.9%	↑



ACTIVITY

Cumulative percentage of contracted UDA delivered 2018 & 2019



Adjusted Scheduled Activity (UDA)		
Month	2018	2019
April	175	451
May	653	1,569
June	1,521	2,246
July	2,691	
August	4,190	
September	5,124	
October	6,131	
November	7,715	
December	9,006	
January	9,969	
February	11,558	
March	12,754	
April	13,246	
May	13,262	
June	13,266	

QUALITY

	Quantity	Base Number	Contract	AT	Region	England
% of FP17s for the same patient ID Re-attending within 3 months - Children	46	619	7.4%	10.5%	11.5%	11.5%
% of FP17s for the same patient ID Re-attending within 3 months - Adults	125	922	13.6%	15.7%	16.6%	15.4%
% of FP17s for the same patient ID Re-attending between 3 & 9 months - Children	357	619	57.7%	44.8%	48.8%	58.9%
% of FP17s for the same patient ID Re-attending between 3 & 9 months - Adults	500	922	54.2%	37.3%	39.3%	51.6%
% of FP17s for Band 1 Urgent Courses	58	1,048	5.5%	10.9%	10.6%	8.9%
% of FP17s Relating to Free Repair or Replacements	3	1,048	0.3%	0.5%	0.5%	0.8%
% of FP17s Relating to Continuations	0	1,048	0.0%	0.7%	0.7%	0.9%
% of Patients satisfied with the dentistry they have received	2	2	N/A	91.0%	90.4%	93.2%
% of Patients satisfied with the time they had to wait for an appointment	2	2	N/A	83.8%	85.3%	88.8%

* This is based on patients treated on this contract for their most recent course of treatment. Figures in italics indicate the base number of FP17s or Patient Questionnaire responses are less than 100. N/A is shown where the base number of responses is less than 10 during the period. % is calculated as Quantity/Base number*100

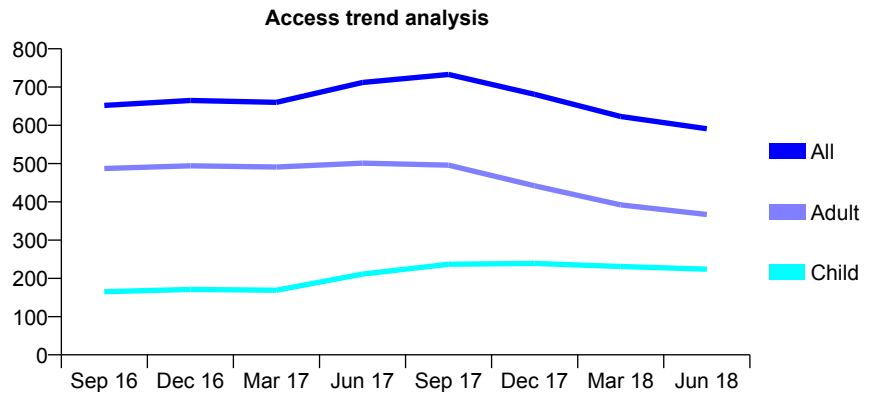
Q61 - Vital Signs At a Glance Contract Report for 141798/0001 - June 2018

Name or company name	Noorani, Noorani
Contract type name	GDS Contract
Purpose of contract	General
Contract start date	01/07/2015
Contract end date	

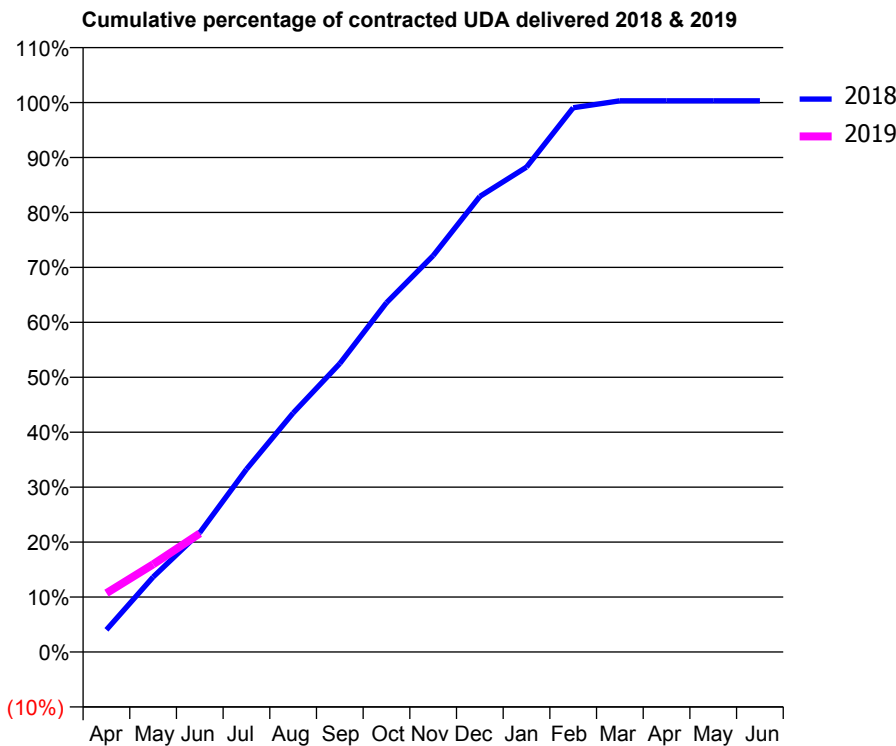
18/19 Contracted general activity (UDA)	2,074
Carry forward general activity (UDA)	0
18/19 Contracted orthodontic activity (UOA)	0
Carry forward orthodontic activity (UOA)	0
Baseline contract value	£50,100.74

ACCESS*

Patients seen in 24 months	Total	Change since previous quarter
Quarter ending June 2017	712	
Quarter ending September 2017	733	↑
Quarter ending December 2017	681	↓
Quarter ending March 2018	623	↓
Quarter ending June 2018	591	↓
Variance since June 2017	(17.0%)	↓



ACTIVITY



Month	Adjusted Scheduled Activity (UDA)	
	2018	2019
April	84	222
May	283	331
June	451	448
July	690	
August	902	
September	1,089	
October	1,319	
November	1,496	
December	1,719	
January	1,830	
February	2,054	
March	2,081	
April	2,081	
May	2,081	
June	2,081	

QUALITY

	Quantity	Base Number	Contract	AT	Region	England
% of FP17s for the same patient ID Re-attending within 3 months - Children	7	92	7.6%	10.5%	11.5%	11.5%
% of FP17s for the same patient ID Re-attending within 3 months - Adults	22	98	22.4%	15.7%	16.6%	15.4%
% of FP17s for the same patient ID Re-attending between 3 & 9 months - Children	45	92	48.9%	44.8%	48.8%	58.9%
% of FP17s for the same patient ID Re-attending between 3 & 9 months - Adults	47	98	48.0%	37.3%	39.3%	51.6%
% of FP17s for Band 1 Urgent Courses	24	190	12.6%	10.9%	10.6%	8.9%
% of FP17s Relating to Free Repair or Replacements	0	190	0.0%	0.5%	0.5%	0.8%
% of FP17s Relating to Continuations	3	190	1.6%	0.7%	0.7%	0.9%
% of Patients satisfied with the dentistry they have received	0	0	N/A	91.0%	90.4%	93.2%
% of Patients satisfied with the time they had to wait for an appointment	0	0	N/A	83.8%	85.3%	88.8%

* This is based on patients treated on this contract for their most recent course of treatment. Figures in italics indicate the base number of FP17s or Patient Questionnaire responses are less than 100. N/A is shown where the base number of responses is less than 10 during the period. % is calculated as Quantity/Base number*100

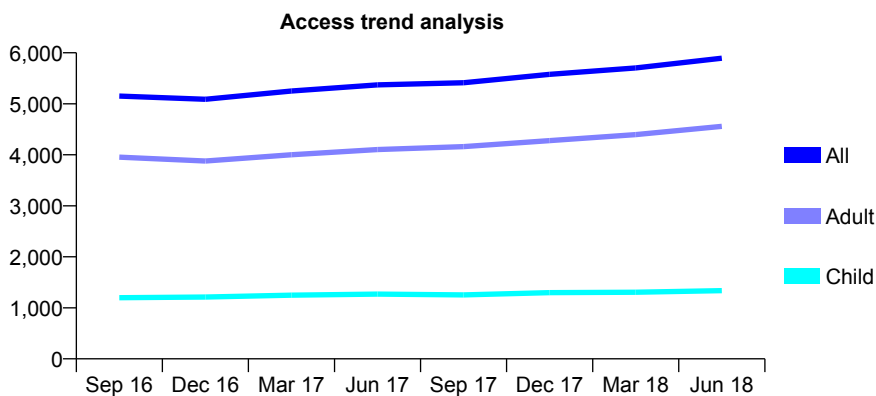
Q61 - Vital Signs At a Glance Contract Report for 142794/0001 - June 2018

Name or company name	Ace Dental
Contract type name	GDS Contract
Purpose of contract	General
Contract start date	01/04/2010
Contract end date	

18/19 Contracted general activity (UDA)	15,340
Carry forward general activity (UDA)	0
18/19 Contracted orthodontic activity (UOA)	0
Carry forward orthodontic activity (UOA)	0
Baseline contract value	£422,829.98

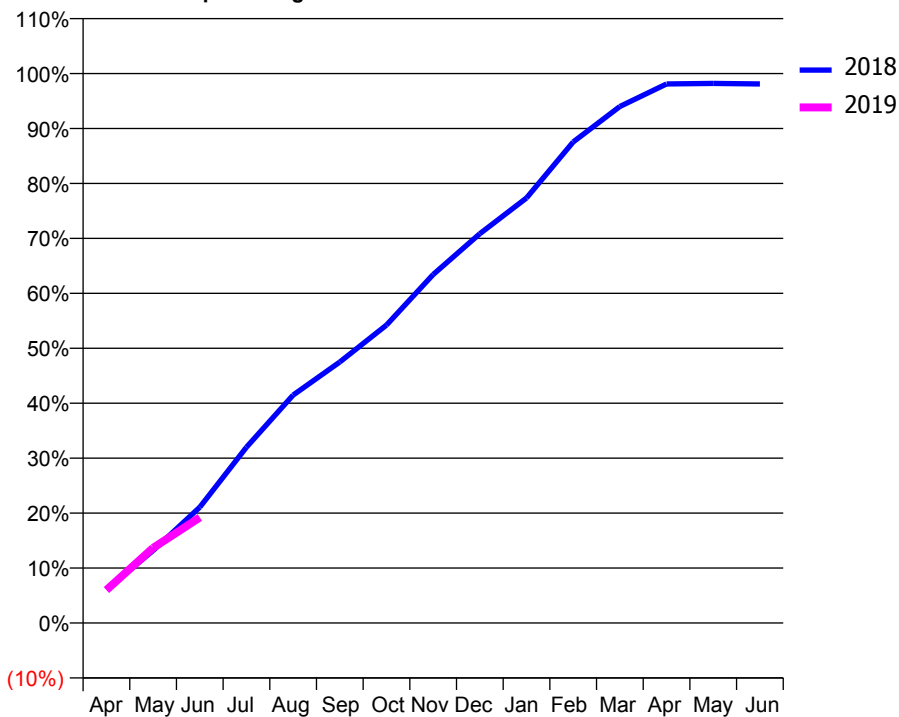
ACCESS*

Patients seen in 24 months	Total	Change since previous quarter
Quarter ending June 2017	5,372	
Quarter ending September 2017	5,413	→
Quarter ending December 2017	5,577	↑
Quarter ending March 2018	5,702	↑
Quarter ending June 2018	5,895	↑
Variance since June 2017	9.7%	↑



ACTIVITY

Cumulative percentage of contracted UDA delivered 2018 & 2019



Month	Adjusted Scheduled Activity (UDA)	
	2018	2019
April	942	921
May	2,023	2,099
June	3,232	2,945
July	4,909	
August	6,364	
September	7,287	
October	8,320	
November	9,731	
December	10,868	
January	11,866	
February	13,429	
March	14,420	
April	15,047	
May	15,062	
June	15,050	

QUALITY

	Quantity	Base Number	Contract	AT	Region	England
% of FP17s for the same patient ID Re-attending within 3 months - Children	24	393	6.1%	10.5%	11.5%	11.5%
% of FP17s for the same patient ID Re-attending within 3 months - Adults	161	1,151	14.0%	15.7%	16.6%	15.4%
% of FP17s for the same patient ID Re-attending between 3 & 9 months - Children	179	393	45.5%	44.8%	48.8%	58.9%
% of FP17s for the same patient ID Re-attending between 3 & 9 months - Adults	331	1,151	28.8%	37.3%	39.3%	51.6%
% of FP17s for Band 1 Urgent Courses	183	1,258	14.5%	10.9%	10.6%	8.9%
% of FP17s Relating to Free Repair or Replacements	4	1,258	0.3%	0.5%	0.5%	0.8%
% of FP17s Relating to Continuations	0	1,258	0.0%	0.7%	0.7%	0.9%
% of Patients satisfied with the dentistry they have received	2	2	N/A	91.0%	90.4%	93.2%
% of Patients satisfied with the time they had to wait for an appointment	2	2	N/A	83.8%	85.3%	88.8%

* This is based on patients treated on this contract for their most recent course of treatment. Figures in italics indicate the base number of FP17s or Patient Questionnaire responses are less than 100. N/A is shown where the base number of responses is less than 10 during the period. % is calculated as Quantity/Base number*100

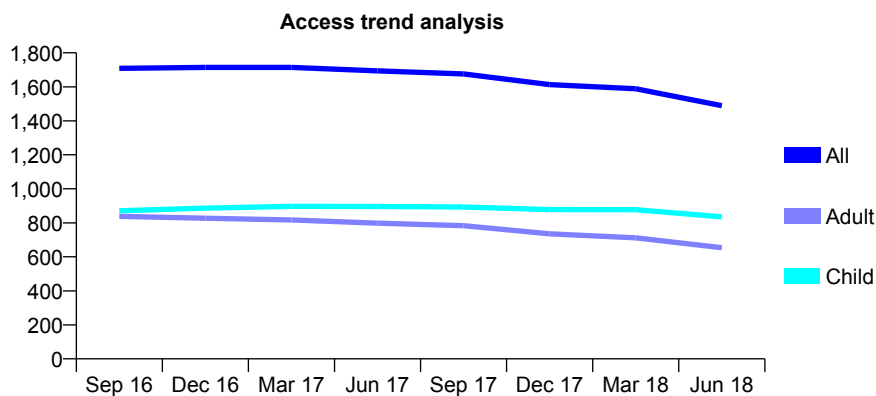
Q61 - Vital Signs At a Glance Contract Report for 143693/0003 - June 2018

Name or company name	Newham Family Dental Care Ltd
Contract type name	GDS Contract
Purpose of contract	General
Contract start date	12/03/2008
Contract end date	

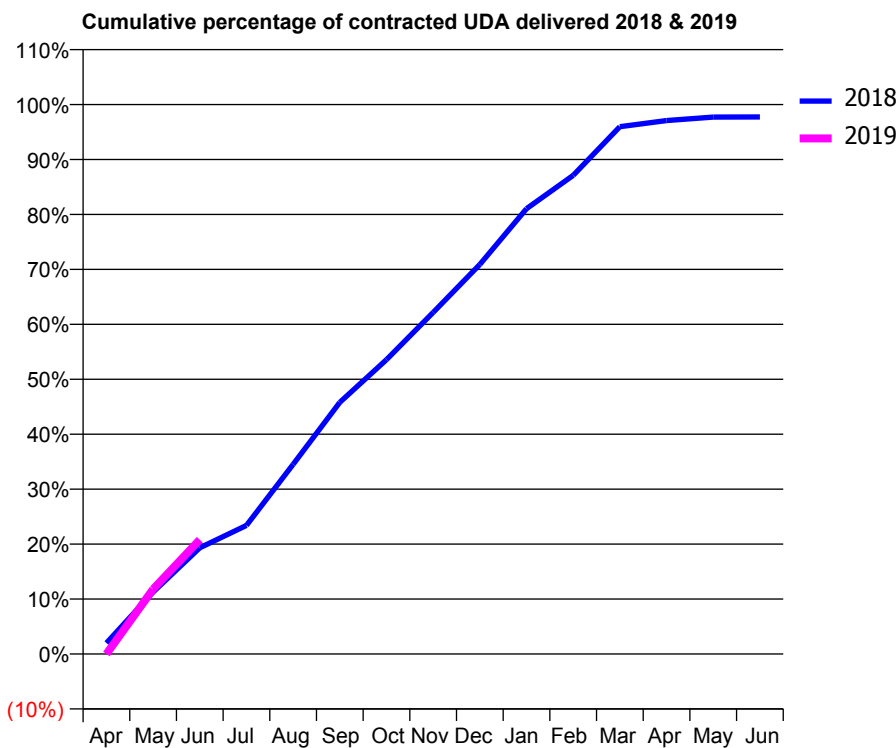
18/19 Contracted general activity (UDA)	4,723
Carry forward general activity (UDA)	0
18/19 Contracted orthodontic activity (UOA)	0
Carry forward orthodontic activity (UOA)	0
Baseline contract value	£211,443.60

ACCESS*

Patients seen in 24 months	Total	Change since previous quarter
Quarter ending June 2017	1,694	
Quarter ending September 2017	1,676	↓
Quarter ending December 2017	1,613	↓
Quarter ending March 2018	1,589	↓
Quarter ending June 2018	1,489	↓
Variance since June 2017	(12.1%)	↓



ACTIVITY



Adjusted Scheduled Activity (UDA)		
Month	2018	2019
April	94	0
May	532	557
June	912	982
July	1,105	
August	1,630	
September	2,163	
October	2,530	
November	2,936	
December	3,348	
January	3,828	
February	4,114	
March	4,532	
April	4,585	
May	4,615	
June	4,616	

QUALITY

	Quantity	Base Number	Contract	AT	Region	England
% of FP17s for the same patient ID Re-attending within 3 months - Children	16	296	5.4%	10.5%	11.5%	11.5%
% of FP17s for the same patient ID Re-attending within 3 months - Adults	8	128	6.3%	15.7%	16.6%	15.4%
% of FP17s for the same patient ID Re-attending between 3 & 9 months - Children	204	296	68.9%	44.8%	48.8%	58.9%
% of FP17s for the same patient ID Re-attending between 3 & 9 months - Adults	58	128	45.3%	37.3%	39.3%	51.6%
% of FP17s for Band 1 Urgent Courses	22	388	5.7%	10.9%	10.6%	8.9%
% of FP17s Relating to Free Repair or Replacements	0	388	0.0%	0.5%	0.5%	0.8%
% of FP17s Relating to Continuations	1	388	0.3%	0.7%	0.7%	0.9%
% of Patients satisfied with the dentistry they have received	2	2	N/A	91.0%	90.4%	93.2%
% of Patients satisfied with the time they had to wait for an appointment	2	2	N/A	83.8%	85.3%	88.8%

* This is based on patients treated on this contract for their most recent course of treatment. Figures in italics indicate the base number of FP17s or Patient Questionnaire responses are less than 100. N/A is shown where the base number of responses is less than 10 during the period. % is calculated as Quantity/Base number*100

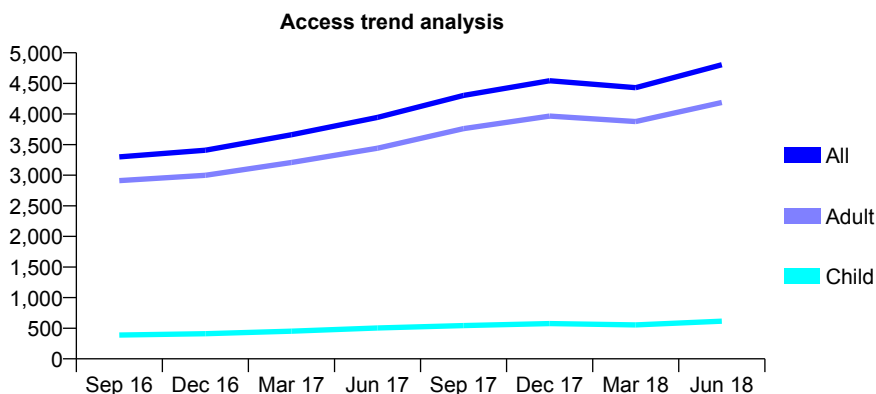
Q61 - Vital Signs At a Glance Contract Report for 143693/0004 - June 2018

Name or company name	Newham Family Dental Care Ltd
Contract type name	PDS Contract
Purpose of contract	General
Contract start date	01/04/2014
Contract end date	31/03/2024

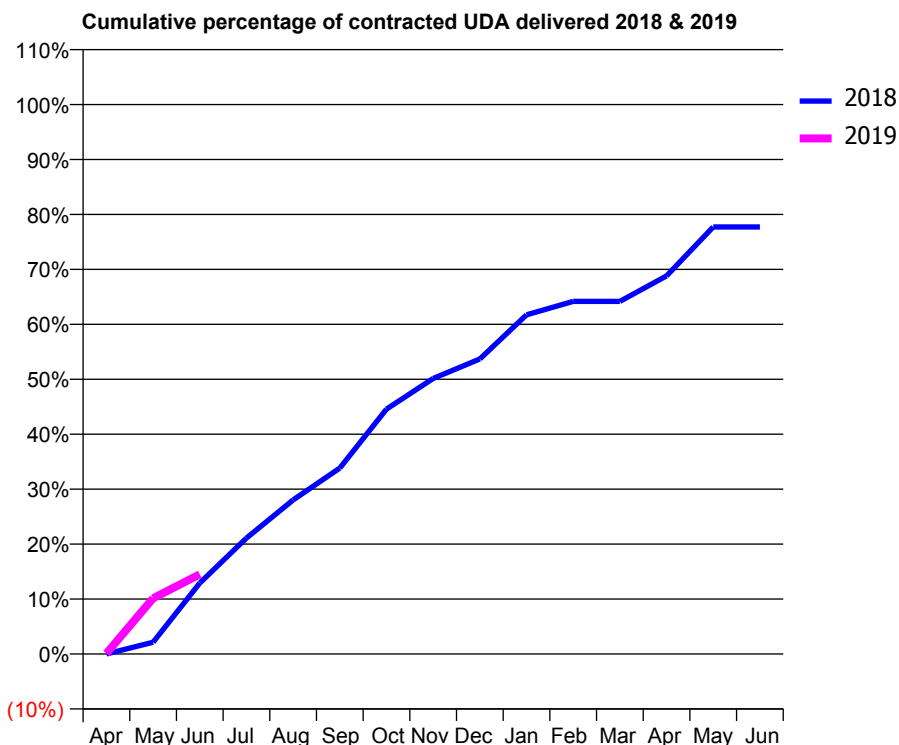
18/19 Contracted general activity (UDA)	8,649
Carry forward general activity (UDA)	0
18/19 Contracted orthodontic activity (UOA)	0
Carry forward orthodontic activity (UOA)	0
Baseline contract value	£449,425.70

ACCESS*

Patients seen in 24 months	Total	Change since previous quarter
Quarter ending June 2017	3,945	
Quarter ending September 2017	4,304	↑
Quarter ending December 2017	4,543	↑
Quarter ending March 2018	4,431	↓
Quarter ending June 2018	4,804	↑
Variance since June 2017	21.8%	↑



ACTIVITY



Month	Adjusted Scheduled Activity (UDA)	
	2018	2019
April	0	10
May	186	878
June	1,118	1,255
July	1,826	
August	2,424	
September	2,928	
October	3,854	
November	4,337	
December	4,643	
January	5,338	
February	5,551	
March	5,551	
April	5,951	
May	6,723	
June	6,723	

QUALITY

	Quantity	Base Number	Contract	AT	Region	England
% of FP17s for the same patient ID Re-attending within 3 months - Children	4	292	1.4%	10.5%	11.5%	11.5%
% of FP17s for the same patient ID Re-attending within 3 months - Adults	52	1,719	3.0%	15.7%	16.6%	15.4%
% of FP17s for the same patient ID Re-attending between 3 & 9 months - Children	2	292	0.7%	44.8%	48.8%	58.9%
% of FP17s for the same patient ID Re-attending between 3 & 9 months - Adults	19	1,719	1.1%	37.3%	39.3%	51.6%
% of FP17s for Band 1 Urgent Courses	1,033	1,038	99.5%	10.9%	10.6%	8.9%
% of FP17s Relating to Free Repair or Replacements	0	1,038	0.0%	0.5%	0.5%	0.8%
% of FP17s Relating to Continuations	0	1,038	0.0%	0.7%	0.7%	0.9%
% of Patients satisfied with the dentistry they have received	0	0	N/A	91.0%	90.4%	93.2%
% of Patients satisfied with the time they had to wait for an appointment	0	0	N/A	83.8%	85.3%	88.8%

* This is based on patients treated on this contract for their most recent course of treatment. Figures in italics indicate the base number of FP17s or Patient Questionnaire responses are less than 100. N/A is shown where the base number of responses is less than 10 during the period. % is calculated as Quantity/Base number*100

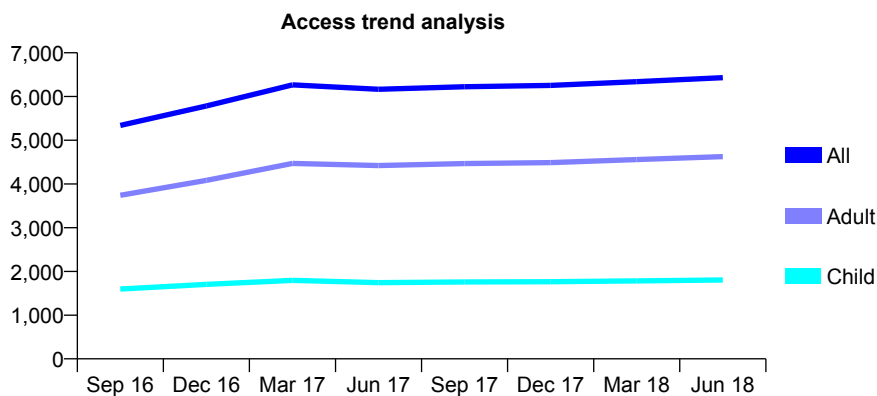
Q61 - Vital Signs At a Glance Contract Report for 144231/0001 - June 2018

Name or company name	Lea Bridge Road Dental Surgery
Contract type name	GDS Contract
Purpose of contract	General
Contract start date	01/04/2015
Contract end date	

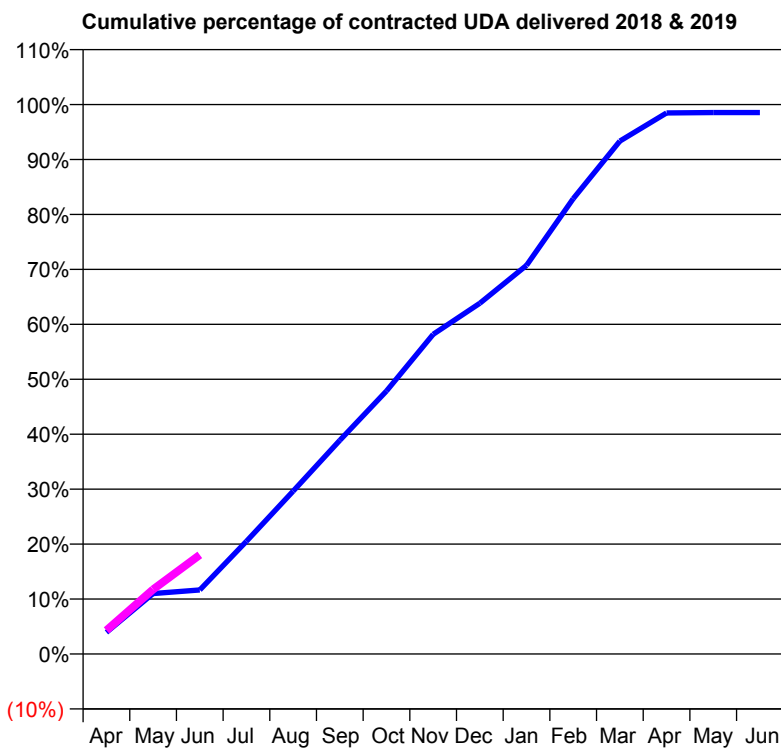
18/19 Contracted general activity (UDA)	16,249
Carry forward general activity (UDA)	0
18/19 Contracted orthodontic activity (UOA)	0
Carry forward orthodontic activity (UOA)	0
Baseline contract value	£426,822.75

ACCESS*

Patients seen in 24 months	Total	Change since previous quarter
Quarter ending June 2017	6,166	
Quarter ending September 2017	6,224	→
Quarter ending December 2017	6,253	→
Quarter ending March 2018	6,340	→
Quarter ending June 2018	6,432	→
Variance since June 2017	4.3%	↑



ACTIVITY



Month	Adjusted Scheduled Activity (UDA)	
	2018	2019
April	642	701
May	1,789	1,910
June	1,894	2,932
July	3,332	
August	4,818	
September	6,319	
October	7,779	
November	9,452	
December	10,371	
January	11,492	
February	13,462	
March	15,169	
April	15,999	
May	16,010	
June	16,010	

QUALITY

	Quantity	Base Number	Contract	AT	Region	England
% of FP17s for the same patient ID Re-attending within 3 months - Children	36	493	7.3%	10.5%	11.5%	11.5%
% of FP17s for the same patient ID Re-attending within 3 months - Adults	112	1,042	10.7%	15.7%	16.6%	15.4%
% of FP17s for the same patient ID Re-attending between 3 & 9 months - Children	187	493	37.9%	44.8%	48.8%	58.9%
% of FP17s for the same patient ID Re-attending between 3 & 9 months - Adults	347	1,042	33.3%	37.3%	39.3%	51.6%
% of FP17s for Band 1 Urgent Courses	74	1,111	6.7%	10.9%	10.6%	8.9%
% of FP17s Relating to Free Repair or Replacements	7	1,111	0.6%	0.5%	0.5%	0.8%
% of FP17s Relating to Continuations	20	1,111	1.8%	0.7%	0.7%	0.9%
% of Patients satisfied with the dentistry they have received	3	3	N/A	91.0%	90.4%	93.2%
% of Patients satisfied with the time they had to wait for an appointment	3	3	N/A	83.8%	85.3%	88.8%

* This is based on patients treated on this contract for their most recent course of treatment. Figures in italics indicate the base number of FP17s or Patient Questionnaire responses are less than 100. N/A is shown where the base number of responses is less than 10 during the period. % is calculated as Quantity/Base number*100

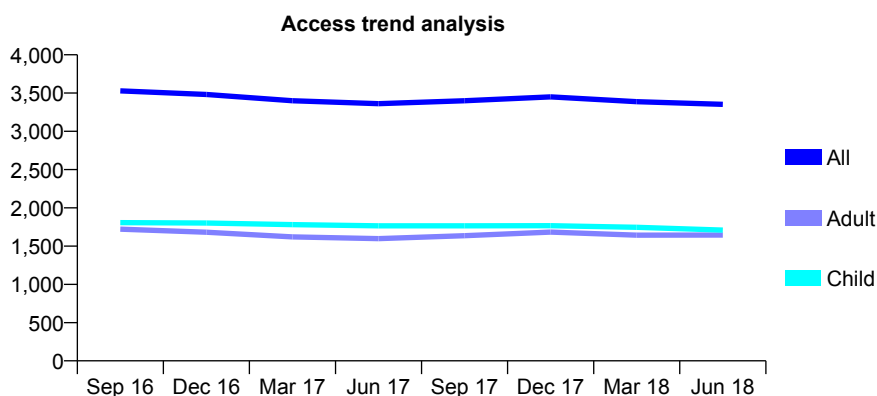
Q61 - Vital Signs At a Glance Contract Report for 144339/0001 - June 2018

Name or company name	Mr F K Banjo and Mrs D O Banjo
Contract type name	GDS Contract
Purpose of contract	General
Contract start date	16/05/2007
Contract end date	

18/19 Contracted general activity (UDA)	9,399
Carry forward general activity (UDA)	0
18/19 Contracted orthodontic activity (UOA)	0
Carry forward orthodontic activity (UOA)	0
Baseline contract value	£310,305.91

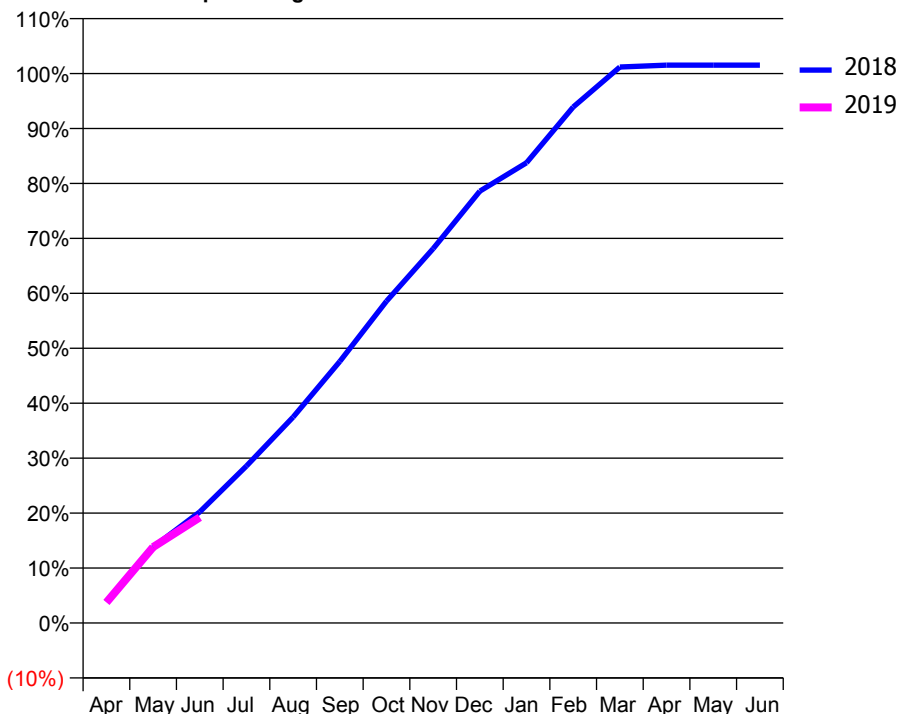
ACCESS*

Patients seen in 24 months	Total	Change since previous quarter
Quarter ending June 2017	3,361	
Quarter ending September 2017	3,400	→
Quarter ending December 2017	3,450	→
Quarter ending March 2018	3,388	↓
Quarter ending June 2018	3,353	↓
Variance since June 2017	(0.2%)	→



ACTIVITY

Cumulative percentage of contracted UDA delivered 2018 & 2019



Adjusted Scheduled Activity (UDA)

Month	2018	2019
April	363	353
May	1,300	1,300
June	1,901	1,807
July	2,686	
August	3,522	
September	4,474	
October	5,505	
November	6,404	
December	7,386	
January	7,873	
February	8,826	
March	9,511	
April	9,541	
May	9,541	
June	9,541	

QUALITY

	Quantity	Base Number	Contract	AT	Region	England
% of FP17s for the same patient ID Re-attending within 3 months - Children	18	404	4.5%	10.5%	11.5%	11.5%
% of FP17s for the same patient ID Re-attending within 3 months - Adults	55	388	14.2%	15.7%	16.6%	15.4%
% of FP17s for the same patient ID Re-attending between 3 & 9 months - Children	144	404	35.6%	44.8%	48.8%	58.9%
% of FP17s for the same patient ID Re-attending between 3 & 9 months - Adults	126	388	32.5%	37.3%	39.3%	51.6%
% of FP17s for Band 1 Urgent Courses	64	774	8.3%	10.9%	10.6%	8.9%
% of FP17s Relating to Free Repair or Replacements	0	774	0.0%	0.5%	0.5%	0.8%
% of FP17s Relating to Continuations	0	774	0.0%	0.7%	0.7%	0.9%
% of Patients satisfied with the dentistry they have received	0	0	N/A	91.0%	90.4%	93.2%
% of Patients satisfied with the time they had to wait for an appointment	0	0	N/A	83.8%	85.3%	88.8%

* This is based on patients treated on this contract for their most recent course of treatment. Figures in italics indicate the base number of FP17s or Patient Questionnaire responses are less than 100. N/A is shown where the base number of responses is less than 10 during the period. % is calculated as Quantity/Base number*100

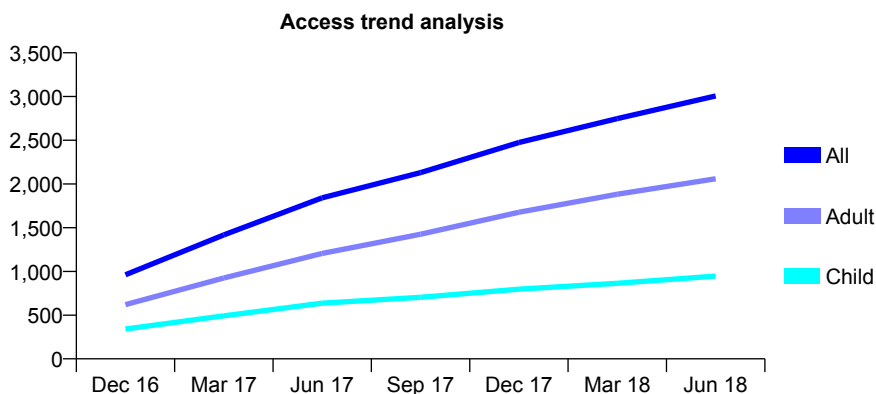
Q61 - Vital Signs At a Glance Contract Report for 145076/0001 - June 2018

Name or company name	Harford Street Dental Practice
Contract type name	PDS Contract
Purpose of contract	General
Contract start date	01/04/2015
Contract end date	31/03/2020

18/19 Contracted general activity (UDA)	13,000
Carry forward general activity (UDA)	0
18/19 Contracted orthodontic activity (UOA)	0
Carry forward orthodontic activity (UOA)	0
Baseline contract value	£281,801.08

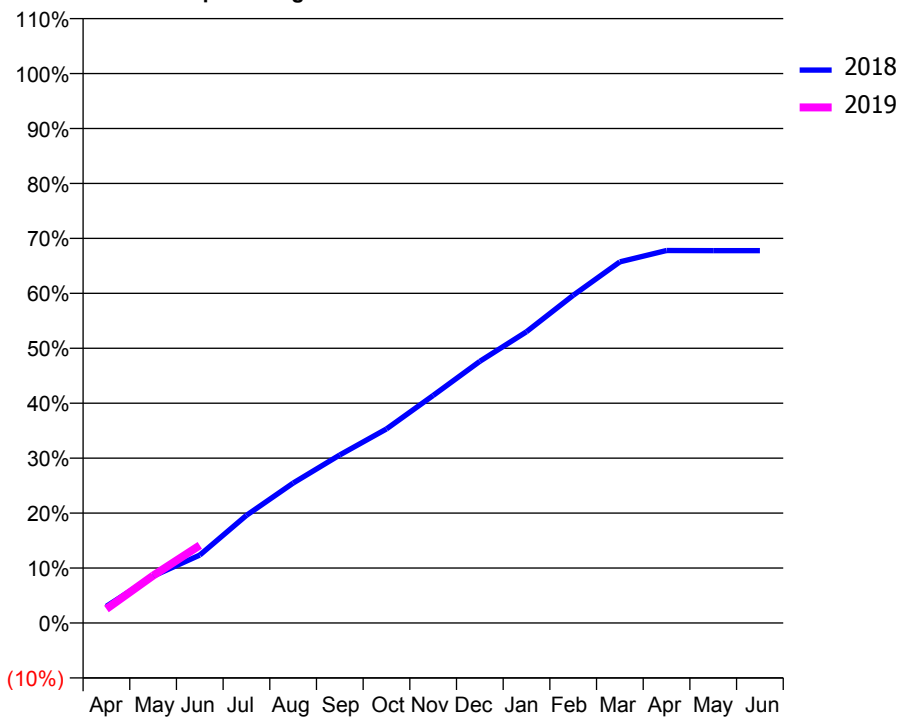
ACCESS*

Patients seen in 24 months	Total	Change since previous quarter
Quarter ending June 2017	1,841	
Quarter ending September 2017	2,129	↑
Quarter ending December 2017	2,474	↑
Quarter ending March 2018	2,747	↑
Quarter ending June 2018	3,007	↑
Variance since June 2017	63.3%	↑



ACTIVITY

Cumulative percentage of contracted UDA delivered 2018 & 2019



Adjusted Scheduled Activity (UDA)

Month	2018	2019
April	395	333
May	1,109	1,120
June	1,607	1,837
July	2,547	
August	3,311	
September	3,976	
October	4,591	
November	5,382	
December	6,190	
January	6,891	
February	7,752	
March	8,543	
April	8,813	
May	8,810	
June	8,810	

QUALITY

	Quantity	Base Number	Contract	AT	Region	England
% of FP17s for the same patient ID Re-attending within 3 months - Children	26	285	9.1%	10.5%	11.5%	11.5%
% of FP17s for the same patient ID Re-attending within 3 months - Adults	46	489	9.4%	15.7%	16.6%	15.4%
% of FP17s for the same patient ID Re-attending between 3 & 9 months - Children	122	285	42.8%	44.8%	48.8%	58.9%
% of FP17s for the same patient ID Re-attending between 3 & 9 months - Adults	173	489	35.4%	37.3%	39.3%	51.6%
% of FP17s for Band 1 Urgent Courses	78	675	11.6%	10.9%	10.6%	8.9%
% of FP17s Relating to Free Repair or Replacements	1	675	0.1%	0.5%	0.5%	0.8%
% of FP17s Relating to Continuations	0	675	0.0%	0.7%	0.7%	0.9%
% of Patients satisfied with the dentistry they have received	0	0	N/A	91.0%	90.4%	93.2%
% of Patients satisfied with the time they had to wait for an appointment	0	0	N/A	83.8%	85.3%	88.8%

* This is based on patients treated on this contract for their most recent course of treatment. Figures in italics indicate the base number of FP17s or Patient Questionnaire responses are less than 100. N/A is shown where the base number of responses is less than 10 during the period. % is calculated as Quantity/Base number*100

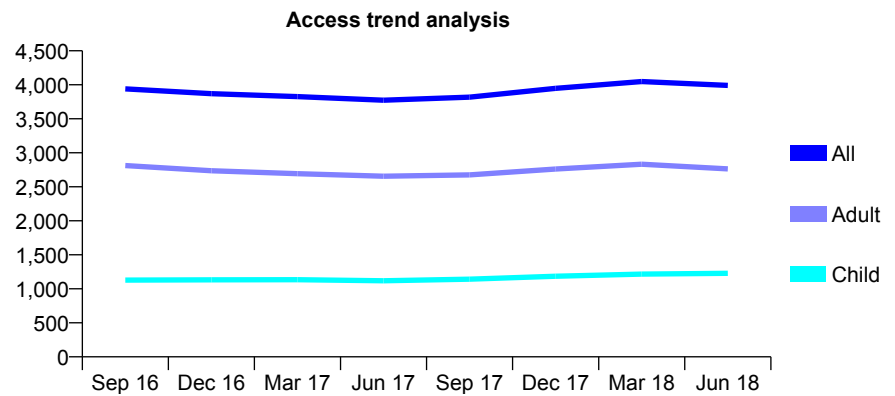
Q61 - Vital Signs At a Glance Contract Report for 145475/0001 - June 2018

Name or company name	Du Toit & Burger Partnership (Stratford) Ltc
Contract type name	GDS Contract
Purpose of contract	General
Contract start date	01/04/2007
Contract end date	

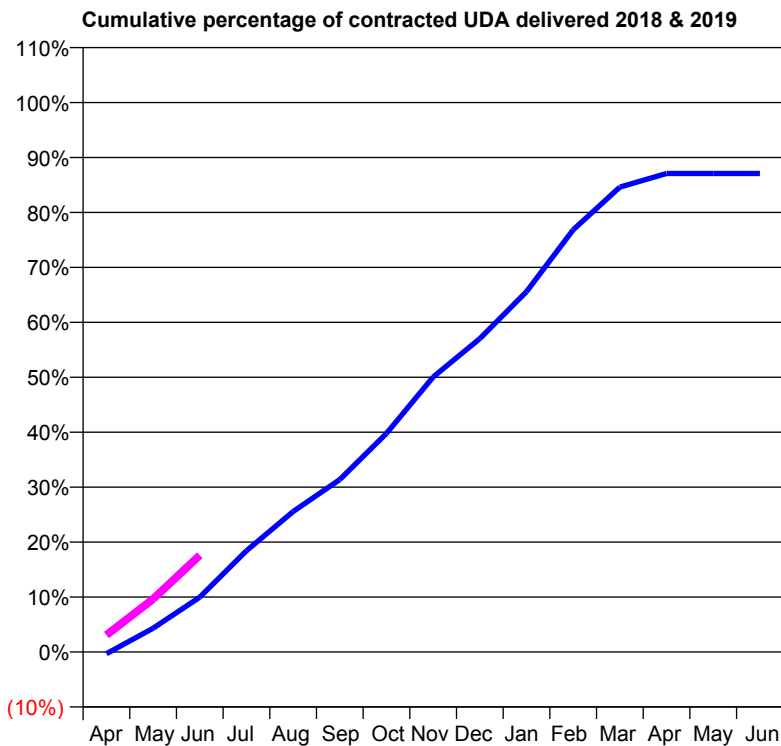
18/19 Contracted general activity (UDA)	11,363
Carry forward general activity (UDA)	0
18/19 Contracted orthodontic activity (UOA)	0
Carry forward orthodontic activity (UOA)	0
Baseline contract value	£318,999.48

ACCESS*

Patients seen in 24 months	Total	Change since previous quarter
Quarter ending June 2017	3,773	
Quarter ending September 2017	3,819	→
Quarter ending December 2017	3,948	↑
Quarter ending March 2018	4,049	↑
Quarter ending June 2018	3,992	↓
Variance since June 2017	5.8%	↑



ACTIVITY



Month	Adjusted Scheduled Activity (UDA)	
	2018	2019
April	-37	352
May	492	1,097
June	1,134	2,001
July	2,095	
August	2,905	
September	3,567	
October	4,521	
November	5,686	
December	6,481	
January	7,452	
February	8,731	
March	9,614	
April	9,894	
May	9,894	
June	9,894	

QUALITY

	Quantity	Base Number	Contract	AT	Region	England
% of FP17s for the same patient ID Re-attending within 3 months - Children	17	311	5.5%	10.5%	11.5%	11.5%
% of FP17s for the same patient ID Re-attending within 3 months - Adults	63	619	10.2%	15.7%	16.6%	15.4%
% of FP17s for the same patient ID Re-attending between 3 & 9 months - Children	154	311	49.5%	44.8%	48.8%	58.9%
% of FP17s for the same patient ID Re-attending between 3 & 9 months - Adults	231	619	37.3%	37.3%	39.3%	51.6%
% of FP17s for Band 1 Urgent Courses	56	796	7.0%	10.9%	10.6%	8.9%
% of FP17s Relating to Free Repair or Replacements	2	796	0.3%	0.5%	0.5%	0.8%
% of FP17s Relating to Continuations	6	796	0.8%	0.7%	0.7%	0.9%
% of Patients satisfied with the dentistry they have received	0	0	N/A	91.0%	90.4%	93.2%
% of Patients satisfied with the time they had to wait for an appointment	0	0	N/A	83.8%	85.3%	88.8%

* This is based on patients treated on this contract for their most recent course of treatment. Figures in italics indicate the base number of FP17s or Patient Questionnaire responses are less than 100. N/A is shown where the base number of responses is less than 10 during the period. % is calculated as Quantity/Base number*100

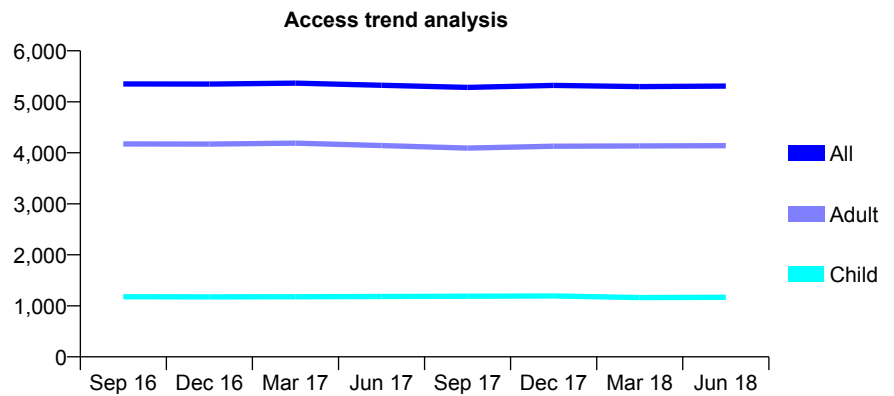
Q61 - Vital Signs At a Glance Contract Report for 145548/0001 - June 2018

Name or company name	Cranham Dental Centre Ltd
Contract type name	GDS Contract
Purpose of contract	General
Contract start date	01/04/2011
Contract end date	

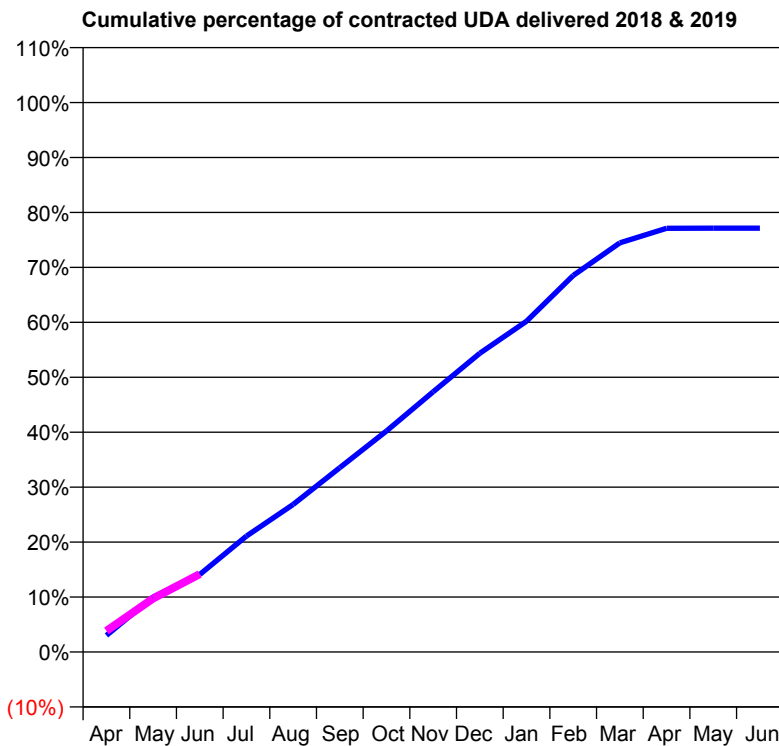
18/19 Contracted general activity (UDA)	16,681
Carry forward general activity (UDA)	0
18/19 Contracted orthodontic activity (UOA)	0
Carry forward orthodontic activity (UOA)	0
Baseline contract value	£386,234.49

ACCESS*

Patients seen in 24 months	Total	Change since previous quarter
Quarter ending June 2017	5,325	
Quarter ending September 2017	5,282	→
Quarter ending December 2017	5,322	→
Quarter ending March 2018	5,297	→
Quarter ending June 2018	5,309	→
Variance since June 2017	(0.3%)	→



ACTIVITY



Month	Adjusted Scheduled Activity (UDA)	
	2018	2019
April	502	640
May	1,670	1,625
June	2,354	2,366
July	3,520	
August	4,480	
September	5,596	
October	6,710	
November	7,901	
December	9,069	
January	10,040	
February	11,430	
March	12,421	
April	12,863	
May	12,865	
June	12,865	

QUALITY

	Quantity	Base Number	Contract	AT	Region	England
% of FP17s for the same patient ID Re-attending within 3 months - Children	12	436	2.8%	10.5%	11.5%	11.5%
% of FP17s for the same patient ID Re-attending within 3 months - Adults	117	1,332	8.8%	15.7%	16.6%	15.4%
% of FP17s for the same patient ID Re-attending between 3 & 9 months - Children	300	436	68.8%	44.8%	48.8%	58.9%
% of FP17s for the same patient ID Re-attending between 3 & 9 months - Adults	841	1,332	63.1%	37.3%	39.3%	51.6%
% of FP17s for Band 1 Urgent Courses	81	1,519	5.3%	10.9%	10.6%	8.9%
% of FP17s Relating to Free Repair or Replacements	8	1,519	0.5%	0.5%	0.5%	0.8%
% of FP17s Relating to Continuations	3	1,519	0.2%	0.7%	0.7%	0.9%
% of Patients satisfied with the dentistry they have received	5	5	N/A	91.0%	90.4%	93.2%
% of Patients satisfied with the time they had to wait for an appointment	3	5	N/A	83.8%	85.3%	88.8%

* This is based on patients treated on this contract for their most recent course of treatment. Figures in italics indicate the base number of FP17s or Patient Questionnaire responses are less than 100. N/A is shown where the base number of responses is less than 10 during the period. % is calculated as Quantity/Base number*100

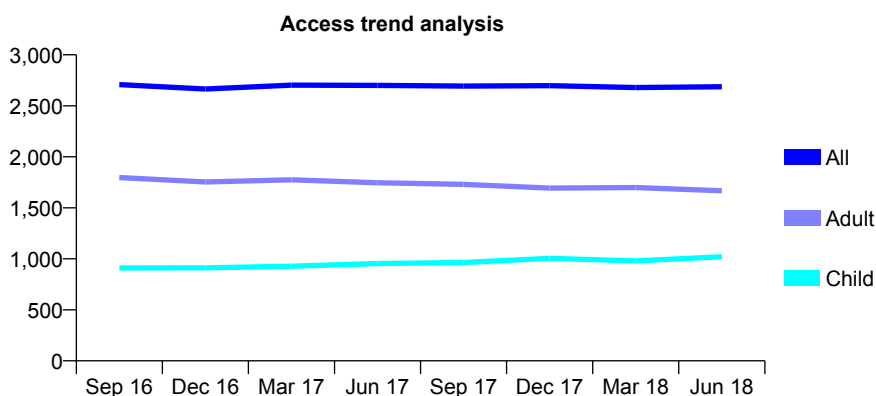
Q61 - Vital Signs At a Glance Contract Report for 146110/0001 - June 2018

Name or company name	Du Toit & Burger Partnership (Silvertown) L
Contract type name	GDS Contract
Purpose of contract	General
Contract start date	01/04/2007
Contract end date	

18/19 Contracted general activity (UDA)	6,974
Carry forward general activity (UDA)	0
18/19 Contracted orthodontic activity (UOA)	0
Carry forward orthodontic activity (UOA)	0
Baseline contract value	£215,296.66

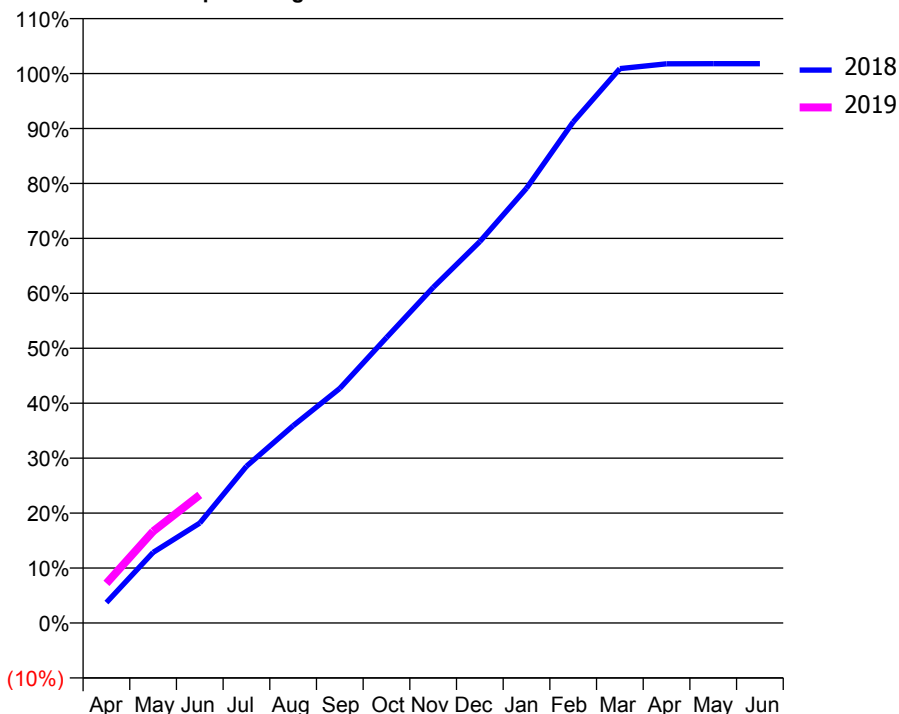
ACCESS*

Patients seen in 24 months	Total	Change since previous quarter
Quarter ending June 2017	2,700	
Quarter ending September 2017	2,694	→
Quarter ending December 2017	2,698	→
Quarter ending March 2018	2,679	→
Quarter ending June 2018	2,687	→
Variance since June 2017	(0.5%)	→



ACTIVITY

Cumulative percentage of contracted UDA delivered 2018 & 2019



Adjusted Scheduled Activity (UDA)		
Month	2018	2019
April	260	504
May	897	1,164
June	1,268	1,626
July	1,989	
August	2,503	
September	2,978	
October	3,622	
November	4,260	
December	4,840	
January	5,519	
February	6,358	
March	7,035	
April	7,097	
May	7,099	
June	7,099	

QUALITY

	Quantity	Base Number	Contract	AT	Region	England
% of FP17s for the same patient ID Re-attending within 3 months - Children	18	341	5.3%	10.5%	11.5%	11.5%
% of FP17s for the same patient ID Re-attending within 3 months - Adults	47	384	12.2%	15.7%	16.6%	15.4%
% of FP17s for the same patient ID Re-attending between 3 & 9 months - Children	154	341	45.2%	44.8%	48.8%	58.9%
% of FP17s for the same patient ID Re-attending between 3 & 9 months - Adults	162	384	42.2%	37.3%	39.3%	51.6%
% of FP17s for Band 1 Urgent Courses	15	684	2.2%	10.9%	10.6%	8.9%
% of FP17s Relating to Free Repair or Replacements	2	684	0.3%	0.5%	0.5%	0.8%
% of FP17s Relating to Continuations	5	684	0.7%	0.7%	0.7%	0.9%
% of Patients satisfied with the dentistry they have received	0	0	N/A	91.0%	90.4%	93.2%
% of Patients satisfied with the time they had to wait for an appointment	0	0	N/A	83.8%	85.3%	88.8%

* This is based on patients treated on this contract for their most recent course of treatment. Figures in italics indicate the base number of FP17s or Patient Questionnaire responses are less than 100. N/A is shown where the base number of responses is less than 10 during the period. % is calculated as Quantity/Base number*100

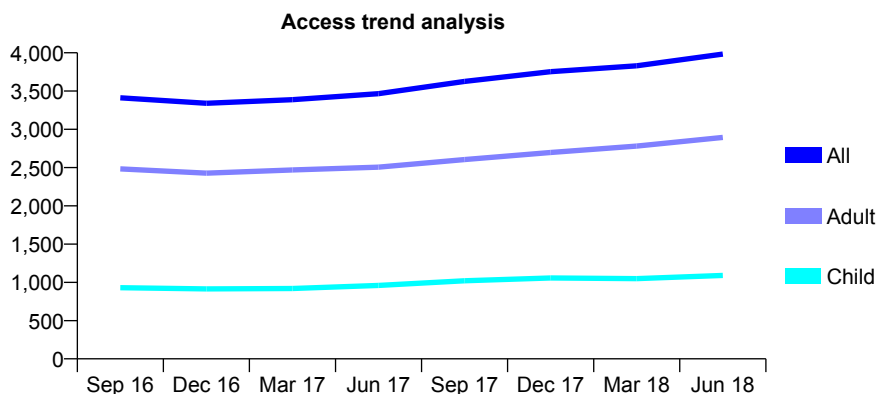
Q61 - Vital Signs At a Glance Contract Report for 147990/0001 - June 2018

Name or company name	Mr CC Bailie & Mr JG Mallon
Contract type name	GDS Contract
Purpose of contract	General
Contract start date	01/11/2011
Contract end date	

18/19 Contracted general activity (UDA)	11,605
Carry forward general activity (UDA)	0
18/19 Contracted orthodontic activity (UOA)	0
Carry forward orthodontic activity (UOA)	0
Baseline contract value	£298,721.32

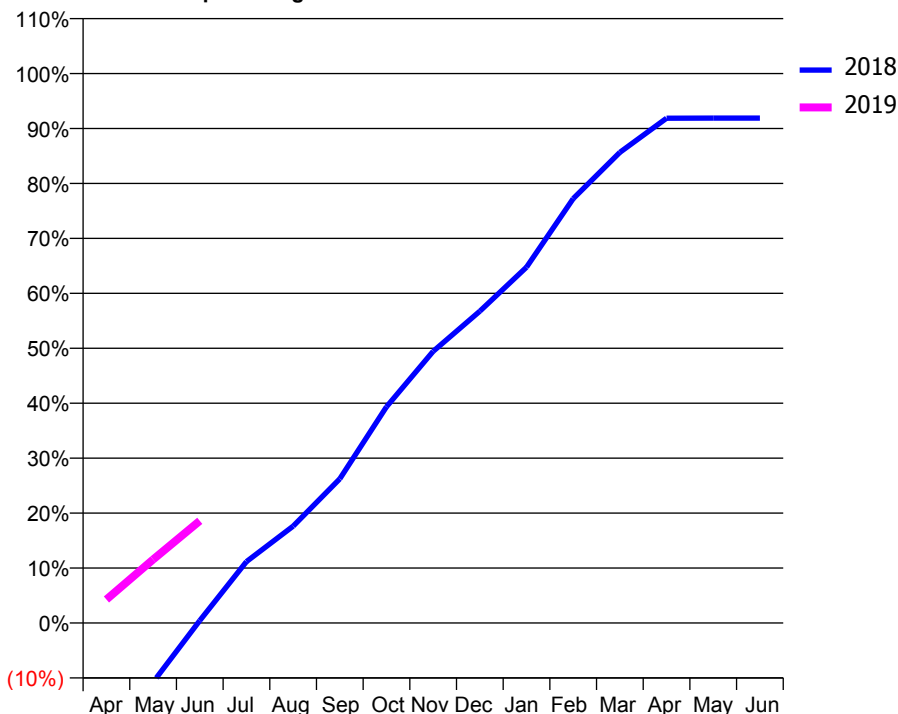
ACCESS*

Patients seen in 24 months	Total	Change since previous quarter
Quarter ending June 2017	3,466	
Quarter ending September 2017	3,626	↑
Quarter ending December 2017	3,754	↑
Quarter ending March 2018	3,830	↑
Quarter ending June 2018	3,984	↑
Variance since June 2017	14.9%	↑



ACTIVITY

Cumulative percentage of contracted UDA delivered 2018 & 2019



Adjusted Scheduled Activity (UDA)

Month	2018	2019
April	-1,676	496
May	-1,256	1,341
June	52	2,157
July	1,297	
August	2,047	
September	3,046	
October	4,566	
November	5,738	
December	6,585	
January	7,515	
February	8,961	
March	9,939	
April	10,661	
May	10,663	
June	10,663	

QUALITY

	Quantity	Base Number	Contract	AT	Region	England
% of FP17s for the same patient ID Re-attending within 3 months - Children	26	276	9.4%	10.5%	11.5%	11.5%
% of FP17s for the same patient ID Re-attending within 3 months - Adults	140	777	18.0%	15.7%	16.6%	15.4%
% of FP17s for the same patient ID Re-attending between 3 & 9 months - Children	109	276	39.5%	44.8%	48.8%	58.9%
% of FP17s for the same patient ID Re-attending between 3 & 9 months - Adults	225	777	29.0%	37.3%	39.3%	51.6%
% of FP17s for Band 1 Urgent Courses	127	857	14.8%	10.9%	10.6%	8.9%
% of FP17s Relating to Free Repair or Replacements	24	857	2.8%	0.5%	0.5%	0.8%
% of FP17s Relating to Continuations	2	857	0.2%	0.7%	0.7%	0.9%
% of Patients satisfied with the dentistry they have received	1	1	N/A	91.0%	90.4%	93.2%
% of Patients satisfied with the time they had to wait for an appointment	1	1	N/A	83.8%	85.3%	88.8%

* This is based on patients treated on this contract for their most recent course of treatment. Figures in italics indicate the base number of FP17s or Patient Questionnaire responses are less than 100. N/A is shown where the base number of responses is less than 10 during the period. % is calculated as Quantity/Base number*100

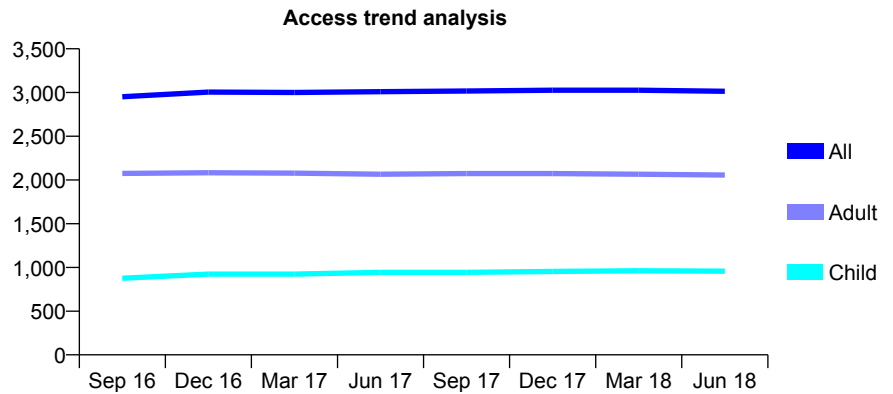
Q61 - Vital Signs At a Glance Contract Report for 148121/0001 - June 2018

Name or company name	Belmont Dental Practice
Contract type name	GDS Contract
Purpose of contract	General
Contract start date	16/04/2007
Contract end date	

18/19 Contracted general activity (UDA)	9,226
Carry forward general activity (UDA)	0
18/19 Contracted orthodontic activity (UOA)	0
Carry forward orthodontic activity (UOA)	0
Baseline contract value	£247,006.73

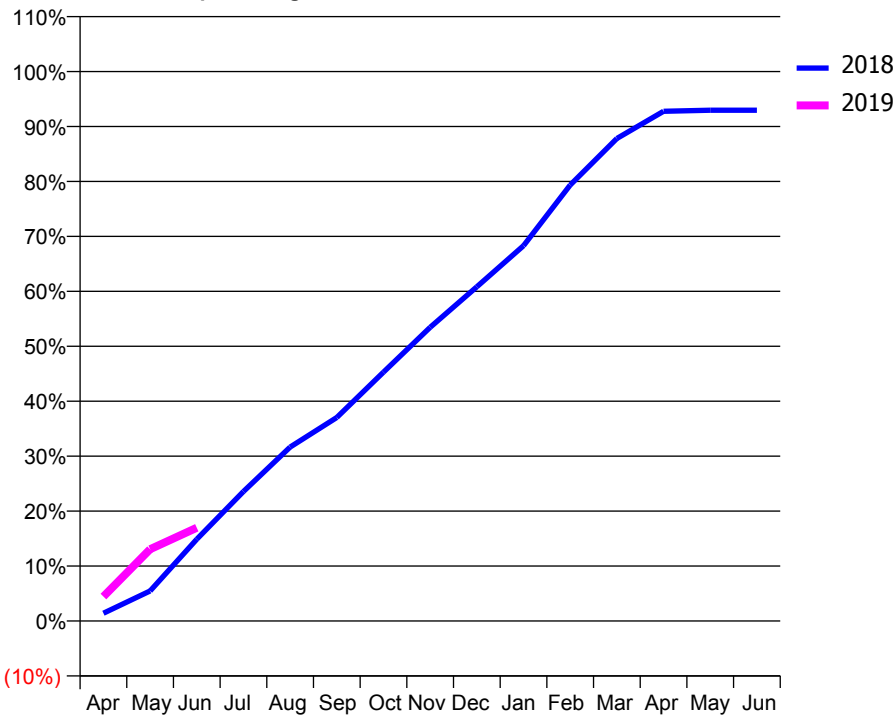
ACCESS*

Patients seen in 24 months	Total	Change since previous quarter
Quarter ending June 2017	3,009	
Quarter ending September 2017	3,017	→
Quarter ending December 2017	3,027	→
Quarter ending March 2018	3,027	→
Quarter ending June 2018	3,014	→
Variance since June 2017	0.2%	→



ACTIVITY

Cumulative percentage of contracted UDA delivered 2018 & 2019



Month	Adjusted Scheduled Activity (UDA)	
	2018	2019
April	132	410
May	506	1,206
June	1,373	1,566
July	2,174	
August	2,920	
September	3,417	
October	4,178	
November	4,930	
December	5,613	
January	6,300	
February	7,321	
March	8,101	
April	8,559	
May	8,577	
June	8,577	

QUALITY

	Quantity	Base Number	Contract	AT	Region	England
% of FP17s for the same patient ID Re-attending within 3 months - Children	25	255	9.8%	10.5%	11.5%	11.5%
% of FP17s for the same patient ID Re-attending within 3 months - Adults	83	467	17.8%	15.7%	16.6%	15.4%
% of FP17s for the same patient ID Re-attending between 3 & 9 months - Children	84	255	32.9%	44.8%	48.8%	58.9%
% of FP17s for the same patient ID Re-attending between 3 & 9 months - Adults	87	467	18.6%	37.3%	39.3%	51.6%
% of FP17s for Band 1 Urgent Courses	96	593	16.2%	10.9%	10.6%	8.9%
% of FP17s Relating to Free Repair or Replacements	3	593	0.5%	0.5%	0.5%	0.8%
% of FP17s Relating to Continuations	11	593	1.9%	0.7%	0.7%	0.9%
% of Patients satisfied with the dentistry they have received	2	3	N/A	91.0%	90.4%	93.2%
% of Patients satisfied with the time they had to wait for an appointment	0	3	N/A	83.8%	85.3%	88.8%

* This is based on patients treated on this contract for their most recent course of treatment. Figures in italics indicate the base number of FP17s or Patient Questionnaire responses are less than 100. N/A is shown where the base number of responses is less than 10 during the period. % is calculated as Quantity/Base number*100

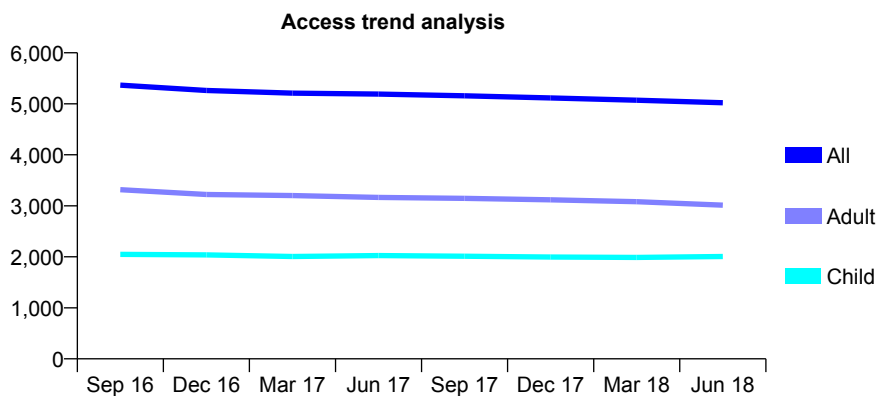
Q61 - Vital Signs At a Glance Contract Report for 149578/0001 - June 2018

Name or company name	Dentasmile Ltd
Contract type name	GDS Contract
Purpose of contract	General
Contract start date	11/11/2012
Contract end date	

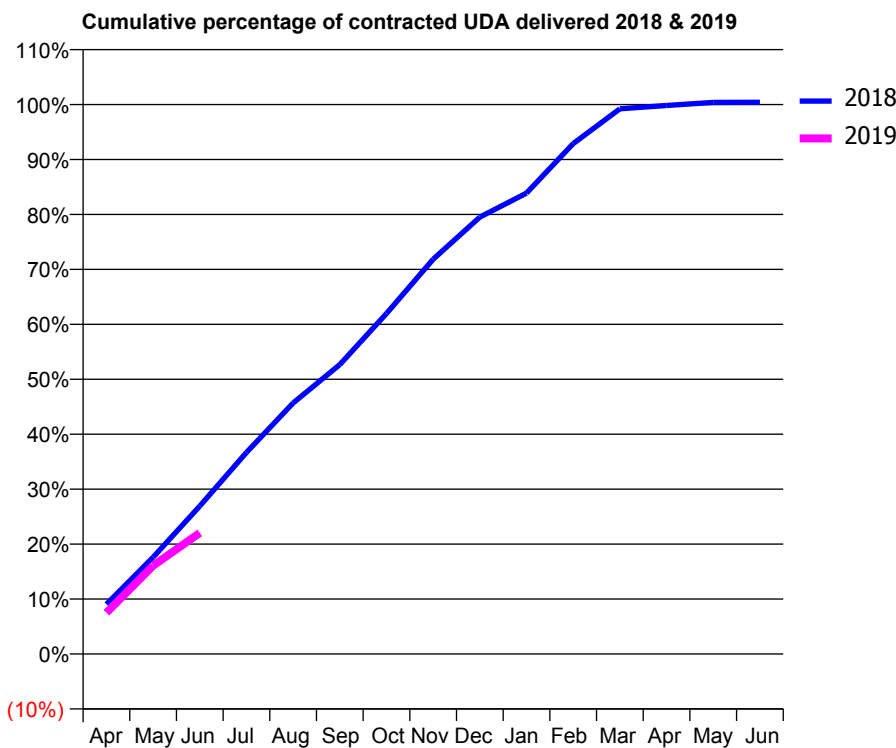
18/19 Contracted general activity (UDA)	19,880
Carry forward general activity (UDA)	0
18/19 Contracted orthodontic activity (UOA)	0
Carry forward orthodontic activity (UOA)	0
Baseline contract value	£588,874.45

ACCESS*

Patients seen in 24 months	Total	Change since previous quarter
Quarter ending June 2017	5,191	
Quarter ending September 2017	5,157	→
Quarter ending December 2017	5,114	→
Quarter ending March 2018	5,071	→
Quarter ending June 2018	5,021	→
Variance since June 2017	(3.3%)	↓



ACTIVITY



Month	Adjusted Scheduled Activity (UDA)	
	2018	2019
April	1,802	1,491
May	3,501	3,197
June	5,353	4,381
July	7,293	
August	9,082	
September	10,471	
October	12,319	
November	14,282	
December	15,808	
January	16,676	
February	18,463	
March	19,724	
April	19,845	
May	19,956	
June	19,958	

QUALITY

	Quantity	Base Number	Contract	AT	Region	England
% of FP17s for the same patient ID Re-attending within 3 months - Children	38	651	5.8%	10.5%	11.5%	11.5%
% of FP17s for the same patient ID Re-attending within 3 months - Adults	95	809	11.7%	15.7%	16.6%	15.4%
% of FP17s for the same patient ID Re-attending between 3 & 9 months - Children	328	651	50.4%	44.8%	48.8%	58.9%
% of FP17s for the same patient ID Re-attending between 3 & 9 months - Adults	368	809	45.5%	37.3%	39.3%	51.6%
% of FP17s for Band 1 Urgent Courses	73	1,377	5.3%	10.9%	10.6%	8.9%
% of FP17s Relating to Free Repair or Replacements	5	1,377	0.4%	0.5%	0.5%	0.8%
% of FP17s Relating to Continuations	0	1,377	0.0%	0.7%	0.7%	0.9%
% of Patients satisfied with the dentistry they have received	1	1	N/A	91.0%	90.4%	93.2%
% of Patients satisfied with the time they had to wait for an appointment	1	1	N/A	83.8%	85.3%	88.8%

* This is based on patients treated on this contract for their most recent course of treatment. Figures in italics indicate the base number of FP17s or Patient Questionnaire responses are less than 100. N/A is shown where the base number of responses is less than 10 during the period. % is calculated as Quantity/Base number*100

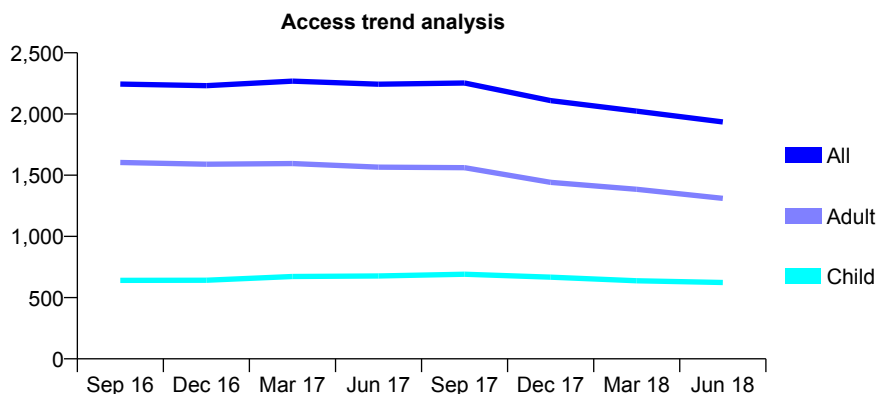
Q61 - Vital Signs At a Glance Contract Report for 150053/0001 - June 2018

Name or company name	Malli and Donnelly Dental Partnership
Contract type name	GDS Contract
Purpose of contract	General
Contract start date	01/07/2010
Contract end date	

18/19 Contracted general activity (UDA)	6,403
Carry forward general activity (UDA)	0
18/19 Contracted orthodontic activity (UOA)	0
Carry forward orthodontic activity (UOA)	0
Baseline contract value	£221,290.47

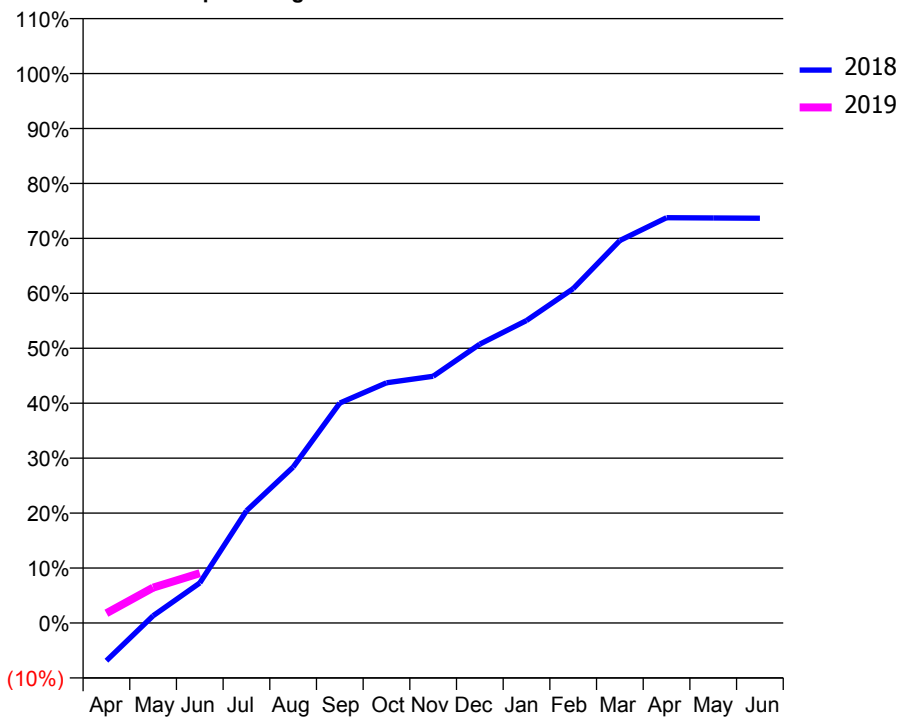
ACCESS*

Patients seen in 24 months	Total	Change since previous quarter
Quarter ending June 2017	2,243	
Quarter ending September 2017	2,253	→
Quarter ending December 2017	2,109	↓
Quarter ending March 2018	2,023	↓
Quarter ending June 2018	1,935	↓
Variance since June 2017	(13.7%)	↓



ACTIVITY

Cumulative percentage of contracted UDA delivered 2018 & 2019



Adjusted Scheduled Activity (UDA)

Month	2018	2019
April	-440	114
May	84	412
June	467	580
July	1,307	
August	1,817	
September	2,563	
October	2,800	
November	2,876	
December	3,250	
January	3,525	
February	3,896	
March	4,457	
April	4,722	
May	4,719	
June	4,716	

QUALITY

	Quantity	Base Number	Contract	AT	Region	England
% of FP17s for the same patient ID Re-attending within 3 months - Children	6	126	4.8%	10.5%	11.5%	11.5%
% of FP17s for the same patient ID Re-attending within 3 months - Adults	45	288	15.6%	15.7%	16.6%	15.4%
% of FP17s for the same patient ID Re-attending between 3 & 9 months - Children	36	126	28.6%	44.8%	48.8%	58.9%
% of FP17s for the same patient ID Re-attending between 3 & 9 months - Adults	72	288	25.0%	37.3%	39.3%	51.6%
% of FP17s for Band 1 Urgent Courses	35	225	15.6%	10.9%	10.6%	8.9%
% of FP17s Relating to Free Repair or Replacements	0	225	0.0%	0.5%	0.5%	0.8%
% of FP17s Relating to Continuations	0	225	0.0%	0.7%	0.7%	0.9%
% of Patients satisfied with the dentistry they have received	0	1	N/A	91.0%	90.4%	93.2%
% of Patients satisfied with the time they had to wait for an appointment	1	1	N/A	83.8%	85.3%	88.8%

* This is based on patients treated on this contract for their most recent course of treatment. Figures in italics indicate the base number of FP17s or Patient Questionnaire responses are less than 100. N/A is shown where the base number of responses is less than 10 during the period. % is calculated as Quantity/Base number*100

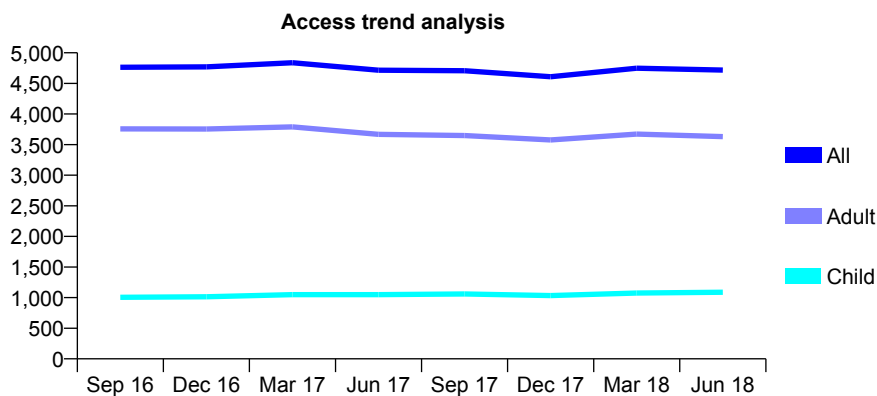
Q61 - Vital Signs At a Glance Contract Report for 150061/0001 - June 2018

Name or company name	The Garden Dental Practice
Contract type name	GDS Contract
Purpose of contract	General
Contract start date	01/07/2008
Contract end date	

18/19 Contracted general activity (UDA)	14,522
Carry forward general activity (UDA)	0
18/19 Contracted orthodontic activity (UOA)	0
Carry forward orthodontic activity (UOA)	0
Baseline contract value	£395,362.75

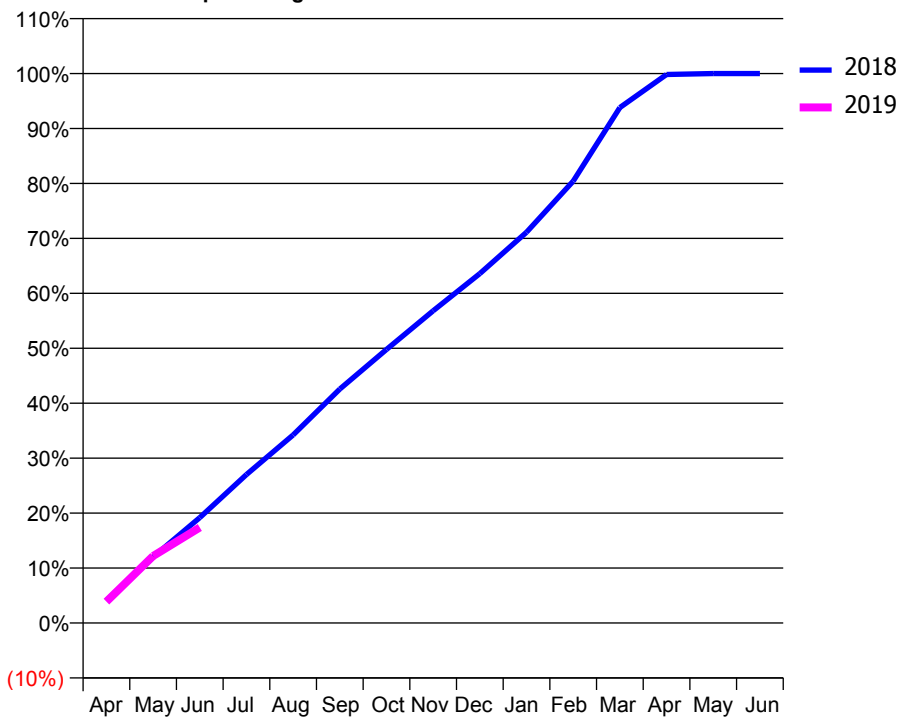
ACCESS*

Patients seen in 24 months	Total	Change since previous quarter
Quarter ending June 2017	4,716	
Quarter ending September 2017	4,707	→
Quarter ending December 2017	4,610	↓
Quarter ending March 2018	4,748	↑
Quarter ending June 2018	4,718	→
Variance since June 2017	0.0%	→



ACTIVITY

Cumulative percentage of contracted UDA delivered 2018 & 2019



Month	Adjusted Scheduled Activity (UDA)	
	2018	2019
April	595	566
May	1,746	1,770
June	2,784	2,526
July	3,924	
August	4,971	
September	6,182	
October	7,230	
November	8,251	
December	9,235	
January	10,328	
February	11,678	
March	13,621	
April	14,496	
May	14,520	
June	14,520	

QUALITY

	Quantity	Base Number	Contract	AT	Region	England
% of FP17s for the same patient ID Re-attending within 3 months - Children	10	313	3.2%	10.5%	11.5%	11.5%
% of FP17s for the same patient ID Re-attending within 3 months - Adults	34	707	4.8%	15.7%	16.6%	15.4%
% of FP17s for the same patient ID Re-attending between 3 & 9 months - Children	150	313	47.9%	44.8%	48.8%	58.9%
% of FP17s for the same patient ID Re-attending between 3 & 9 months - Adults	208	707	29.4%	37.3%	39.3%	51.6%
% of FP17s for Band 1 Urgent Courses	43	786	5.5%	10.9%	10.6%	8.9%
% of FP17s Relating to Free Repair or Replacements	0	786	0.0%	0.5%	0.5%	0.8%
% of FP17s Relating to Continuations	0	786	0.0%	0.7%	0.7%	0.9%
% of Patients satisfied with the dentistry they have received	2	3	N/A	91.0%	90.4%	93.2%
% of Patients satisfied with the time they had to wait for an appointment	3	3	N/A	83.8%	85.3%	88.8%

* This is based on patients treated on this contract for their most recent course of treatment. Figures in italics indicate the base number of FP17s or Patient Questionnaire responses are less than 100. N/A is shown where the base number of responses is less than 10 during the period. % is calculated as Quantity/Base number*100

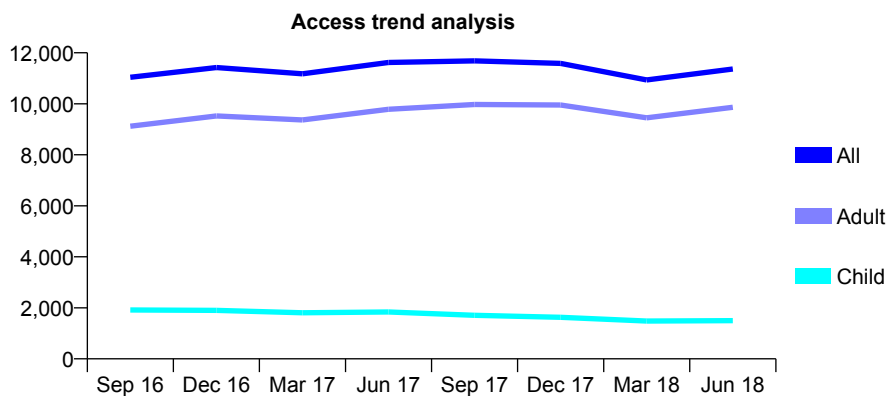
Q61 - Vital Signs At a Glance Contract Report for 150525/0001 - June 2018

Name or company name	The Nightingale Clinic
Contract type name	GDS Contract
Purpose of contract	General
Contract start date	05/09/2014
Contract end date	

18/19 Contracted general activity (UDA)	25,573
Carry forward general activity (UDA)	0
18/19 Contracted orthodontic activity (UOA)	0
Carry forward orthodontic activity (UOA)	0
Baseline contract value	£1,533,022.04

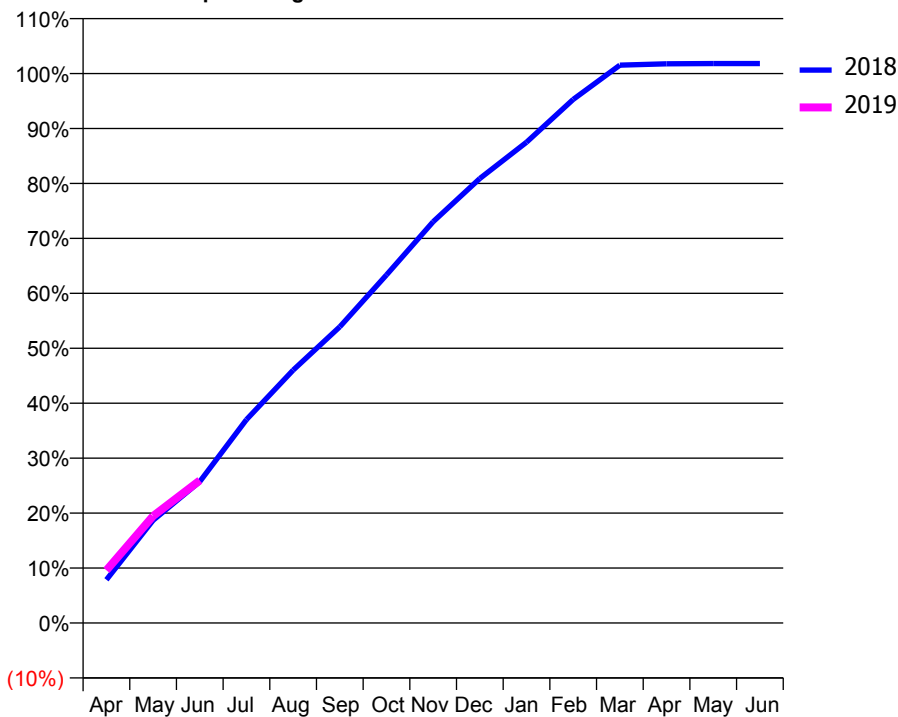
ACCESS*

Patients seen in 24 months	Total	Change since previous quarter
Quarter ending June 2017	11,623	
Quarter ending September 2017	11,683	→
Quarter ending December 2017	11,582	→
Quarter ending March 2018	10,934	↓
Quarter ending June 2018	11,365	↑
Variance since June 2017	(2.2%)	↓



ACTIVITY

Cumulative percentage of contracted UDA delivered 2018 & 2019



Month	Adjusted Scheduled Activity (UDA)	
	2018	2019
April	2,013	2,456
May	4,781	4,980
June	6,582	6,636
July	9,467	
August	11,770	
September	13,788	
October	16,203	
November	18,676	
December	20,684	
January	22,372	
February	24,366	
March	25,963	
April	26,026	
May	26,036	
June	26,036	

QUALITY

	Quantity	Base Number	Contract	AT	Region	England
% of FP17s for the same patient ID Re-attending within 3 months - Children	4	378	1.1%	10.5%	11.5%	11.5%
% of FP17s for the same patient ID Re-attending within 3 months - Adults	21	2,124	1.0%	15.7%	16.6%	15.4%
% of FP17s for the same patient ID Re-attending between 3 & 9 months - Children	7	378	1.9%	44.8%	48.8%	58.9%
% of FP17s for the same patient ID Re-attending between 3 & 9 months - Adults	17	2,124	0.8%	37.3%	39.3%	51.6%
% of FP17s for Band 1 Urgent Courses	6	2,334	0.3%	10.9%	10.6%	8.9%
% of FP17s Relating to Free Repair or Replacements	0	2,334	0.0%	0.5%	0.5%	0.8%
% of FP17s Relating to Continuations	2	2,334	0.1%	0.7%	0.7%	0.9%
% of Patients satisfied with the dentistry they have received	1	1	N/A	91.0%	90.4%	93.2%
% of Patients satisfied with the time they had to wait for an appointment	1	1	N/A	83.8%	85.3%	88.8%

* This is based on patients treated on this contract for their most recent course of treatment. Figures in italics indicate the base number of FP17s or Patient Questionnaire responses are less than 100. N/A is shown where the base number of responses is less than 10 during the period. % is calculated as Quantity/Base number*100

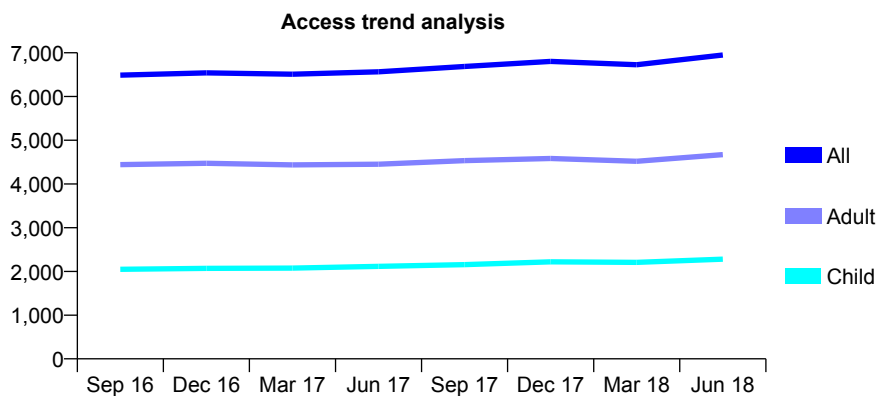
Q61 - Vital Signs At a Glance Contract Report for 151297/0001 - June 2018

Name or company name	Newham Family Dental Care Ltd
Contract type name	GDS Contract
Purpose of contract	General
Contract start date	01/04/2009
Contract end date	

18/19 Contracted general activity (UDA)	17,579
Carry forward general activity (UDA)	0
18/19 Contracted orthodontic activity (UOA)	0
Carry forward orthodontic activity (UOA)	0
Baseline contract value	£456,540.88

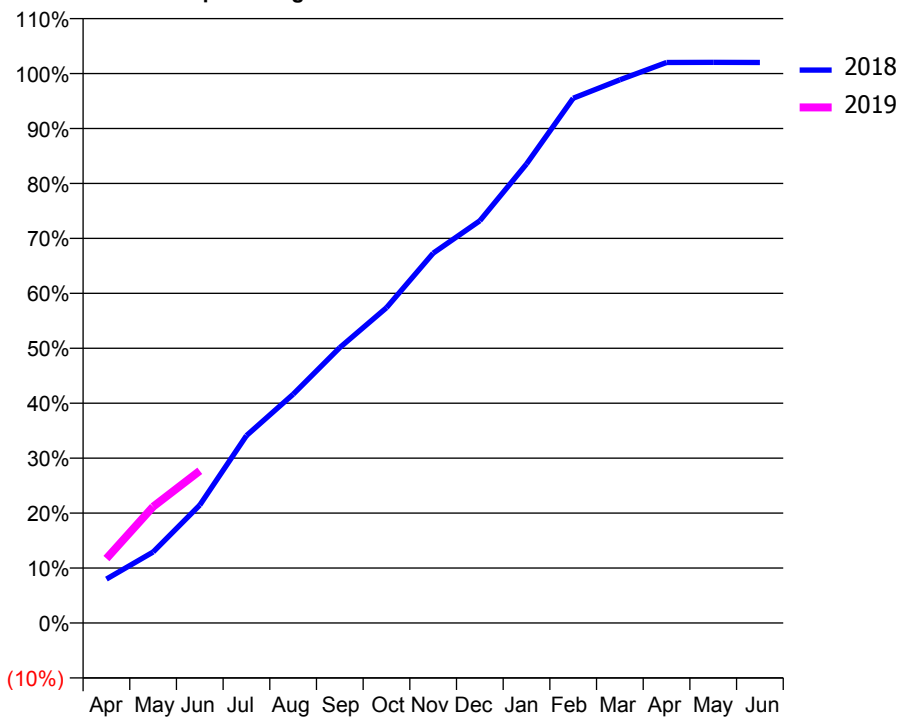
ACCESS*

Patients seen in 24 months	Total	Change since previous quarter
Quarter ending June 2017	6,566	
Quarter ending September 2017	6,687	→
Quarter ending December 2017	6,803	→
Quarter ending March 2018	6,726	↓
Quarter ending June 2018	6,950	↑
Variance since June 2017	5.8%	↑



ACTIVITY

Cumulative percentage of contracted UDA delivered 2018 & 2019



Month	Adjusted Scheduled Activity (UDA)	
	2018	2019
April	1,406	2,062
May	2,271	3,723
June	3,772	4,871
July	5,996	
August	7,318	
September	8,812	
October	10,089	
November	11,832	
December	12,866	
January	14,685	
February	16,790	
March	17,376	
April	17,931	
May	17,938	
June	17,934	

QUALITY

	Quantity	Base Number	Contract	AT	Region	England
% of FP17s for the same patient ID Re-attending within 3 months - Children	46	661	7.0%	10.5%	11.5%	11.5%
% of FP17s for the same patient ID Re-attending within 3 months - Adults	117	1,192	9.8%	15.7%	16.6%	15.4%
% of FP17s for the same patient ID Re-attending between 3 & 9 months - Children	225	661	34.0%	44.8%	48.8%	58.9%
% of FP17s for the same patient ID Re-attending between 3 & 9 months - Adults	387	1,192	32.5%	37.3%	39.3%	51.6%
% of FP17s for Band 1 Urgent Courses	153	1,667	9.2%	10.9%	10.6%	8.9%
% of FP17s Relating to Free Repair or Replacements	19	1,667	1.1%	0.5%	0.5%	0.8%
% of FP17s Relating to Continuations	0	1,667	0.0%	0.7%	0.7%	0.9%
% of Patients satisfied with the dentistry they have received	7	7	N/A	91.0%	90.4%	93.2%
% of Patients satisfied with the time they had to wait for an appointment	5	7	N/A	83.8%	85.3%	88.8%

* This is based on patients treated on this contract for their most recent course of treatment. Figures in italics indicate the base number of FP17s or Patient Questionnaire responses are less than 100. N/A is shown where the base number of responses is less than 10 during the period. % is calculated as Quantity/Base number*100

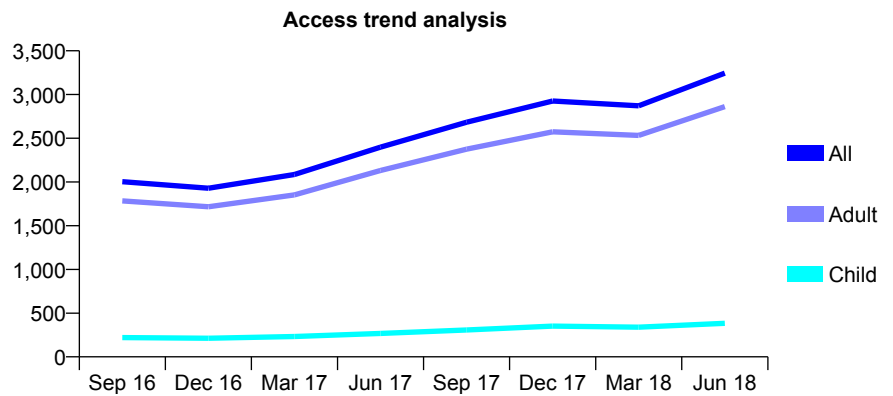
Q61 - Vital Signs At a Glance Contract Report for 151297/0002 - June 2018

Name or company name	Newham Family Dental Care Ltd
Contract type name	PDS Contract
Purpose of contract	General
Contract start date	01/04/2014
Contract end date	31/03/2024

18/19 Contracted general activity (UDA)	8,649
Carry forward general activity (UDA)	0
18/19 Contracted orthodontic activity (UOA)	0
Carry forward orthodontic activity (UOA)	0
Baseline contract value	£449,425.70

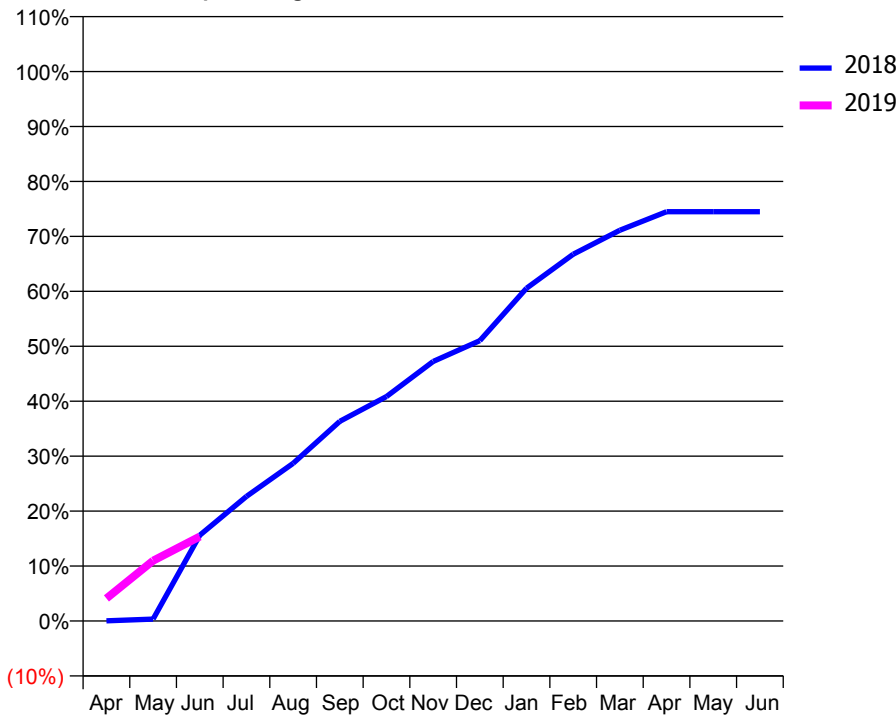
ACCESS*

Patients seen in 24 months	Total	Change since previous quarter
Quarter ending June 2017	2,398	
Quarter ending September 2017	2,683	↑
Quarter ending December 2017	2,926	↑
Quarter ending March 2018	2,871	↓
Quarter ending June 2018	3,245	↑
Variance since June 2017	35.3%	↑



ACTIVITY

Cumulative percentage of contracted UDA delivered 2018 & 2019



Month	Adjusted Scheduled Activity (UDA)	
	2018	2019
April	2	357
May	30	949
June	1,351	1,329
July	1,961	
August	2,482	
September	3,144	
October	3,534	
November	4,084	
December	4,413	
January	5,237	
February	5,774	
March	6,152	
April	6,442	
May	6,442	
June	6,442	

QUALITY

	Quantity	Base Number	Contract	AT	Region	England
% of FP17s for the same patient ID Re-attending within 3 months - Children	3	188	1.6%	10.5%	11.5%	11.5%
% of FP17s for the same patient ID Re-attending within 3 months - Adults	49	1,155	4.2%	15.7%	16.6%	15.4%
% of FP17s for the same patient ID Re-attending between 3 & 9 months - Children	1	188	0.5%	44.8%	48.8%	58.9%
% of FP17s for the same patient ID Re-attending between 3 & 9 months - Adults	28	1,155	2.4%	37.3%	39.3%	51.6%
% of FP17s for Band 1 Urgent Courses	1,093	1,100	99.4%	10.9%	10.6%	8.9%
% of FP17s Relating to Free Repair or Replacements	0	1,100	0.0%	0.5%	0.5%	0.8%
% of FP17s Relating to Continuations	0	1,100	0.0%	0.7%	0.7%	0.9%
% of Patients satisfied with the dentistry they have received	1	1	N/A	91.0%	90.4%	93.2%
% of Patients satisfied with the time they had to wait for an appointment	1	1	N/A	83.8%	85.3%	88.8%

* This is based on patients treated on this contract for their most recent course of treatment. Figures in italics indicate the base number of FP17s or Patient Questionnaire responses are less than 100. N/A is shown where the base number of responses is less than 10 during the period. % is calculated as Quantity/Base number*100

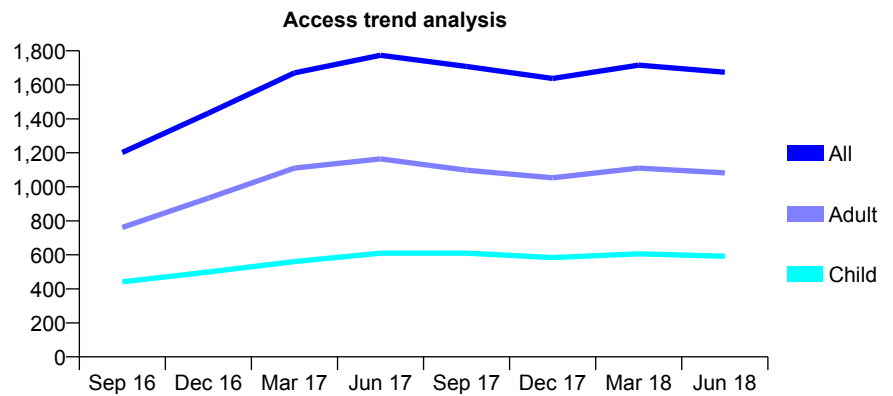
Q61 - Vital Signs At a Glance Contract Report for 153338/0001 - June 2018

Name or company name	Orchard Dental Practice
Contract type name	GDS Contract
Purpose of contract	General
Contract start date	01/07/2015
Contract end date	

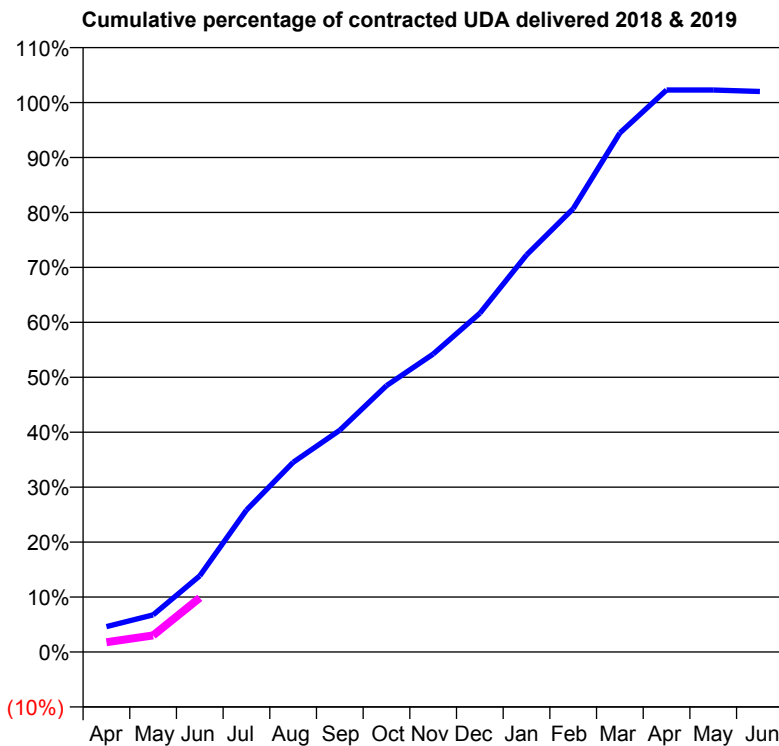
18/19 Contracted general activity (UDA)	4,645
Carry forward general activity (UDA)	0
18/19 Contracted orthodontic activity (UOA)	0
Carry forward orthodontic activity (UOA)	0
Baseline contract value	£164,406.56

ACCESS*

Patients seen in 24 months	Total	Change since previous quarter
Quarter ending June 2017	1,774	
Quarter ending September 2017	1,708	↓
Quarter ending December 2017	1,637	↓
Quarter ending March 2018	1,716	↑
Quarter ending June 2018	1,674	↓
Variance since June 2017	(5.6%)	↓



ACTIVITY



Month	Adjusted Scheduled Activity (UDA)	
	2018	2019
April	215	83
May	314	141
June	644	458
July	1,199	
August	1,604	
September	1,875	
October	2,252	
November	2,519	
December	2,863	
January	3,356	
February	3,747	
March	4,388	
April	4,751	
May	4,751	
June	4,739	

QUALITY

	Quantity	Base Number	Contract	AT	Region	England
% of FP17s for the same patient ID Re-attending within 3 months - Children	7	118	5.9%	10.5%	11.5%	11.5%
% of FP17s for the same patient ID Re-attending within 3 months - Adults	50	234	21.4%	15.7%	16.6%	15.4%
% of FP17s for the same patient ID Re-attending between 3 & 9 months - Children	59	118	50.0%	44.8%	48.8%	58.9%
% of FP17s for the same patient ID Re-attending between 3 & 9 months - Adults	86	234	36.8%	37.3%	39.3%	51.6%
% of FP17s for Band 1 Urgent Courses	45	242	18.6%	10.9%	10.6%	8.9%
% of FP17s Relating to Free Repair or Replacements	2	242	0.8%	0.5%	0.5%	0.8%
% of FP17s Relating to Continuations	1	242	0.4%	0.7%	0.7%	0.9%
% of Patients satisfied with the dentistry they have received	0	0	N/A	91.0%	90.4%	93.2%
% of Patients satisfied with the time they had to wait for an appointment	0	0	N/A	83.8%	85.3%	88.8%

* This is based on patients treated on this contract for their most recent course of treatment. Figures in italics indicate the base number of FP17s or Patient Questionnaire responses are less than 100. N/A is shown where the base number of responses is less than 10 during the period. % is calculated as Quantity/Base number*100

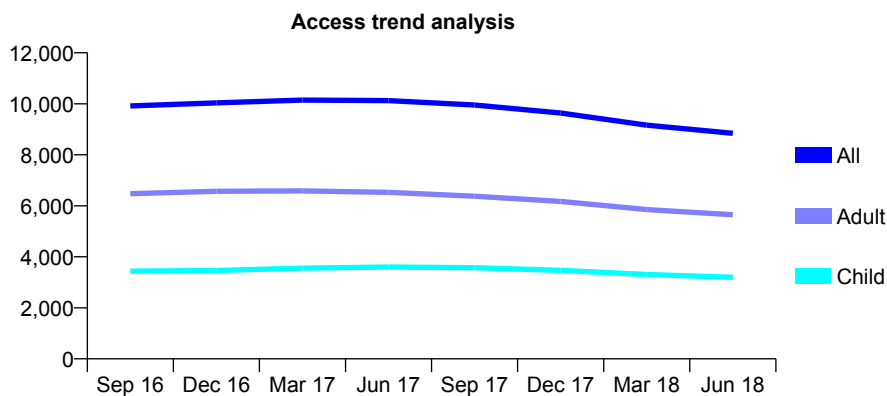
Q61 - Vital Signs At a Glance Contract Report for 153710/0001 - June 2018

Name or company name	Inspire Dental Dagenham Ltd
Contract type name	GDS Contract
Purpose of contract	General and Orthodontic
Contract start date	01/12/2007
Contract end date	

18/19 Contracted general activity (UDA)	28,268
Carry forward general activity (UDA)	0
18/19 Contracted orthodontic activity (UOA)	2,513
Carry forward orthodontic activity (UOA)	0
Baseline contract value	£930,957.98

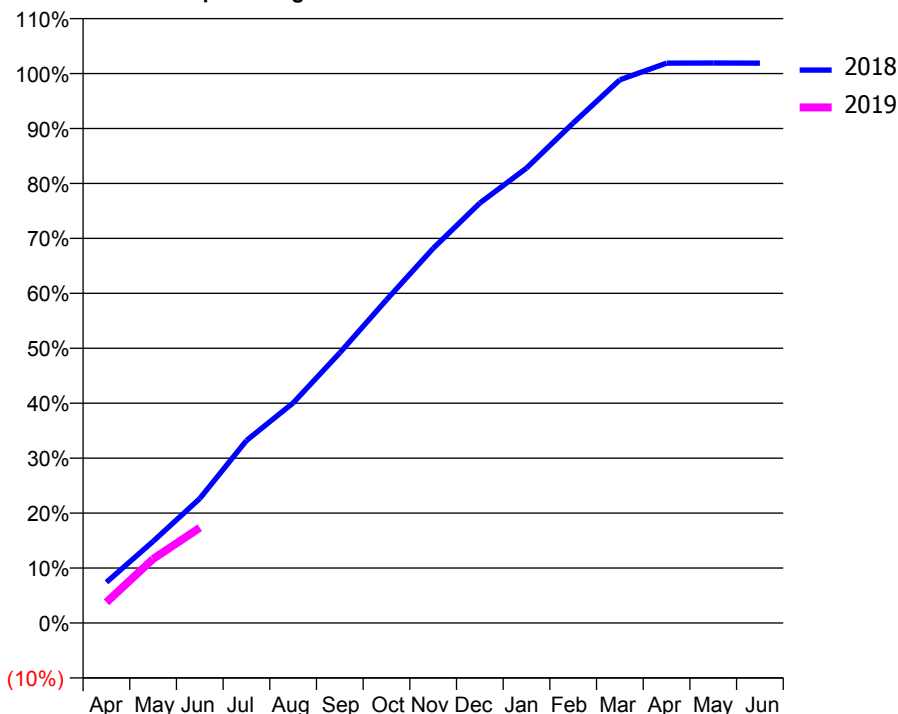
ACCESS*

Patients seen in 24 months	Total	Change since previous quarter
Quarter ending June 2017	10,124	
Quarter ending September 2017	9,952	↓
Quarter ending December 2017	9,639	↓
Quarter ending March 2018	9,161	↓
Quarter ending June 2018	8,845	↓
Variance since June 2017	(12.6%)	↓



ACTIVITY

Cumulative percentage of contracted UDA delivered 2018 & 2019



Month	Adjusted Scheduled Activity (UDA)	
	2018	2019
April	2,094	1,069
May	4,203	3,295
June	6,407	4,904
July	9,390	
August	11,325	
September	13,898	
October	16,628	
November	19,271	
December	21,602	
January	23,405	
February	25,718	
March	27,946	
April	28,801	
May	28,810	
June	28,803	

QUALITY

	Quantity	Base Number	Contract	AT	Region	England
% of FP17s for the same patient ID Re-attending within 3 months - Children	83	1,114	7.5%	10.5%	11.5%	11.5%
% of FP17s for the same patient ID Re-attending within 3 months - Adults	150	1,367	11.0%	15.7%	16.6%	15.4%
% of FP17s for the same patient ID Re-attending between 3 & 9 months - Children	677	1,114	60.8%	44.8%	48.8%	58.9%
% of FP17s for the same patient ID Re-attending between 3 & 9 months - Adults	700	1,367	51.2%	37.3%	39.3%	51.6%
% of FP17s for Band 1 Urgent Courses	138	2,062	6.7%	10.9%	10.6%	8.9%
% of FP17s Relating to Free Repair or Replacements	15	2,062	0.7%	0.5%	0.5%	0.8%
% of FP17s Relating to Continuations	8	2,062	0.4%	0.7%	0.7%	0.9%
% of Patients satisfied with the dentistry they have received	3	3	N/A	91.0%	90.4%	93.2%
% of Patients satisfied with the time they had to wait for an appointment	3	3	N/A	83.8%	85.3%	88.8%

* This is based on patients treated on this contract for their most recent course of treatment. Figures in italics indicate the base number of FP17s or Patient Questionnaire responses are less than 100. N/A is shown where the base number of responses is less than 10 during the period. % is calculated as Quantity/Base number*100

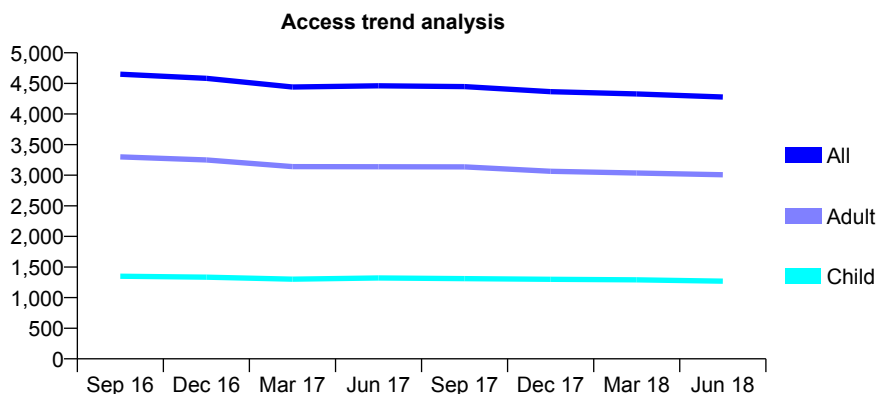
Q61 - Vital Signs At a Glance Contract Report for 158615/0001 - June 2018

Name or company name	Mr R NAidu and Mrs P Naidu
Contract type name	GDS Contract
Purpose of contract	General
Contract start date	01/04/2010
Contract end date	

18/19 Contracted general activity (UDA)	12,066
Carry forward general activity (UDA)	0
18/19 Contracted orthodontic activity (UOA)	0
Carry forward orthodontic activity (UOA)	0
Baseline contract value	£329,702.84

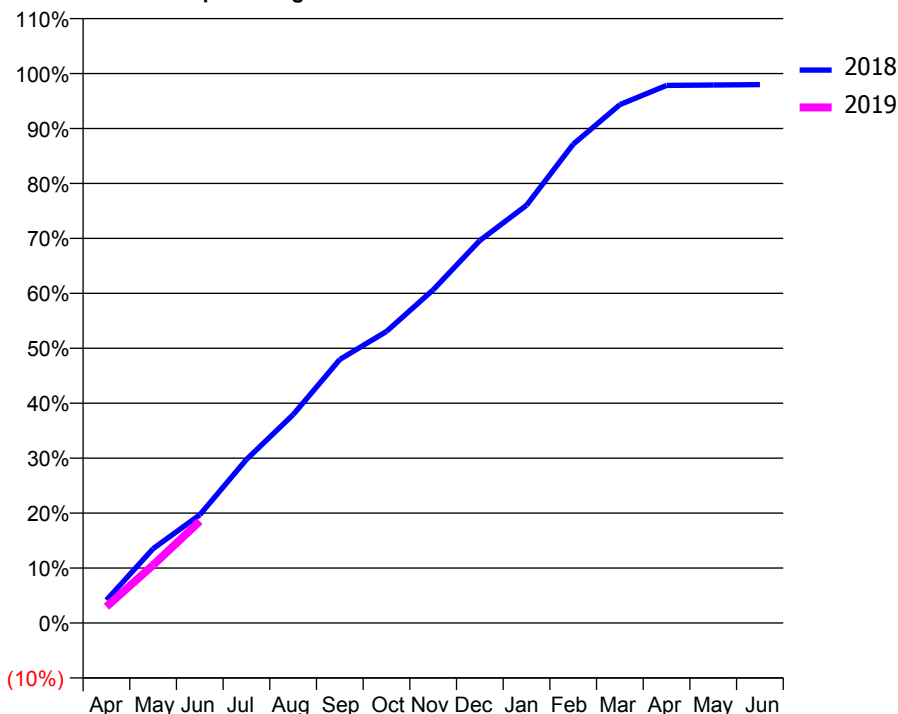
ACCESS*

Patients seen in 24 months	Total	Change since previous quarter
Quarter ending June 2017	4,461	
Quarter ending September 2017	4,447	→
Quarter ending December 2017	4,364	↓
Quarter ending March 2018	4,328	→
Quarter ending June 2018	4,277	↓
Variance since June 2017	(4.1%)	↓



ACTIVITY

Cumulative percentage of contracted UDA delivered 2018 & 2019



Month	Adjusted Scheduled Activity (UDA)	
	2018	2019
April	502	358
May	1,633	1,272
June	2,377	2,234
July	3,592	
August	4,574	
September	5,789	
October	6,401	
November	7,317	
December	8,399	
January	9,171	
February	10,513	
March	11,384	
April	11,806	
May	11,813	
June	11,821	

QUALITY

	Quantity	Base Number	Contract	AT	Region	England
% of FP17s for the same patient ID Re-attending within 3 months - Children	23	441	5.2%	10.5%	11.5%	11.5%
% of FP17s for the same patient ID Re-attending within 3 months - Adults	77	857	9.0%	15.7%	16.6%	15.4%
% of FP17s for the same patient ID Re-attending between 3 & 9 months - Children	241	441	54.6%	44.8%	48.8%	58.9%
% of FP17s for the same patient ID Re-attending between 3 & 9 months - Adults	450	857	52.5%	37.3%	39.3%	51.6%
% of FP17s for Band 1 Urgent Courses	51	1,091	4.7%	10.9%	10.6%	8.9%
% of FP17s Relating to Free Repair or Replacements	6	1,091	0.5%	0.5%	0.5%	0.8%
% of FP17s Relating to Continuations	4	1,091	0.4%	0.7%	0.7%	0.9%
% of Patients satisfied with the dentistry they have received	1	1	N/A	91.0%	90.4%	93.2%
% of Patients satisfied with the time they had to wait for an appointment	1	1	N/A	83.8%	85.3%	88.8%

* This is based on patients treated on this contract for their most recent course of treatment. Figures in italics indicate the base number of FP17s or Patient Questionnaire responses are less than 100. N/A is shown where the base number of responses is less than 10 during the period. % is calculated as Quantity/Base number*100

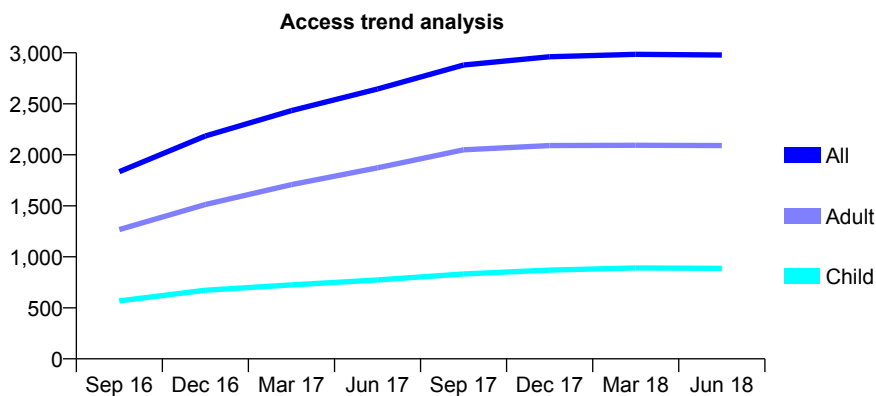
Q61 - Vital Signs At a Glance Contract Report for 158860/0001 - June 2018

Name or company name	Ashish Patel
Contract type name	GDS Contract
Purpose of contract	General
Contract start date	01/11/2015
Contract end date	

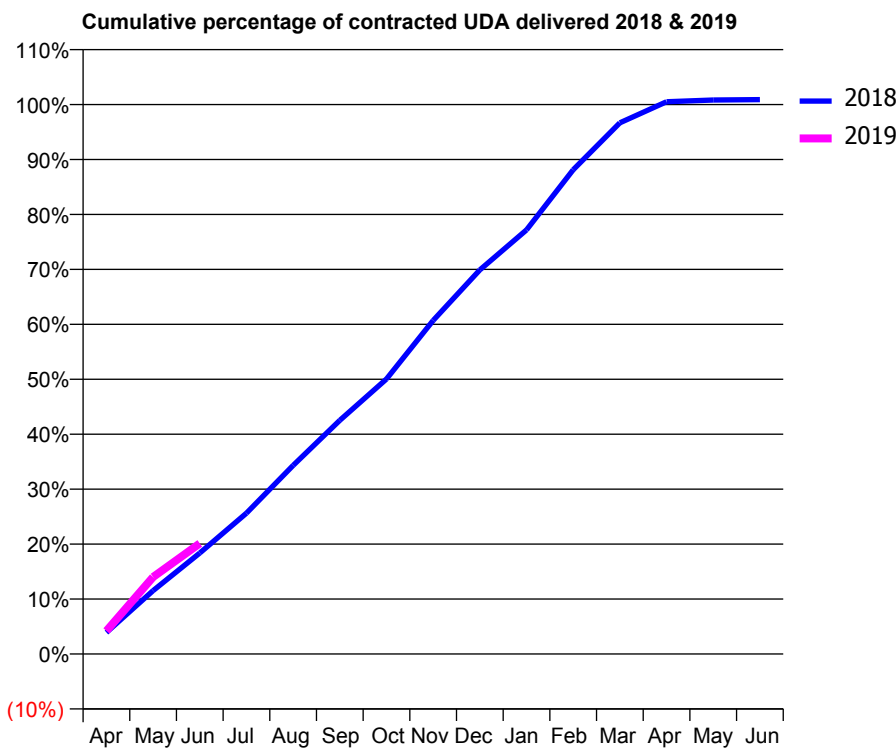
18/19 Contracted general activity (UDA)	6,902
Carry forward general activity (UDA)	0
18/19 Contracted orthodontic activity (UOA)	0
Carry forward orthodontic activity (UOA)	0
Baseline contract value	£277,888.95

ACCESS*

Patients seen in 24 months	Total	Change since previous quarter
Quarter ending June 2017	2,645	
Quarter ending September 2017	2,881	↑
Quarter ending December 2017	2,961	↑
Quarter ending March 2018	2,985	→
Quarter ending June 2018	2,978	→
Variance since June 2017	12.6%	↑



ACTIVITY



Month	Adjusted Scheduled Activity (UDA)	
	2018	2019
April	271	290
May	796	968
June	1,268	1,389
July	1,769	
August	2,370	
September	2,936	
October	3,454	
November	4,189	
December	4,825	
January	5,326	
February	6,083	
March	6,672	
April	6,937	
May	6,958	
June	6,963	

QUALITY

	Quantity	Base Number	Contract	AT	Region	England
% of FP17s for the same patient ID Re-attending within 3 months - Children	22	172	12.8%	10.5%	11.5%	11.5%
% of FP17s for the same patient ID Re-attending within 3 months - Adults	67	466	14.4%	15.7%	16.6%	15.4%
% of FP17s for the same patient ID Re-attending between 3 & 9 months - Children	29	172	16.9%	44.8%	48.8%	58.9%
% of FP17s for the same patient ID Re-attending between 3 & 9 months - Adults	102	466	21.9%	37.3%	39.3%	51.6%
% of FP17s for Band 1 Urgent Courses	86	525	16.4%	10.9%	10.6%	8.9%
% of FP17s Relating to Free Repair or Replacements	0	525	0.0%	0.5%	0.5%	0.8%
% of FP17s Relating to Continuations	4	525	0.8%	0.7%	0.7%	0.9%
% of Patients satisfied with the dentistry they have received	0	0	N/A	91.0%	90.4%	93.2%
% of Patients satisfied with the time they had to wait for an appointment	0	0	N/A	83.8%	85.3%	88.8%

* This is based on patients treated on this contract for their most recent course of treatment. Figures in italics indicate the base number of FP17s or Patient Questionnaire responses are less than 100. N/A is shown where the base number of responses is less than 10 during the period. % is calculated as Quantity/Base number*100

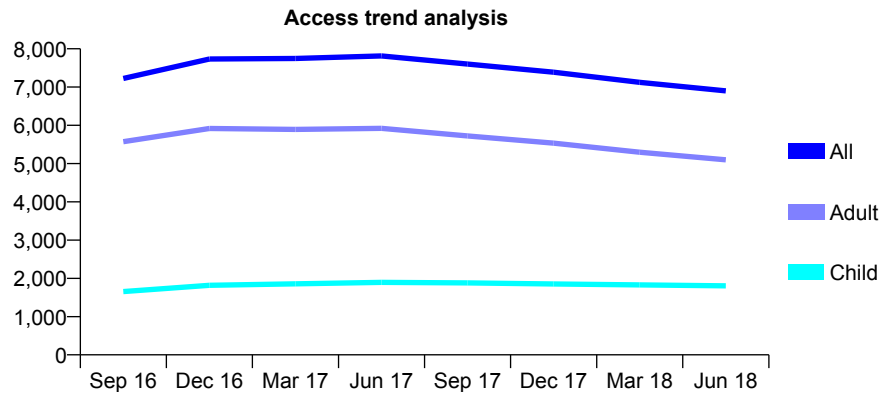
Q61 - Vital Signs At a Glance Contract Report for 159050/0001 - June 2018

Name or company name	THE HARROW DENTAL PRACTICE LIMIT
Contract type name	GDS Contract
Purpose of contract	General
Contract start date	01/04/2011
Contract end date	

18/19 Contracted general activity (UDA)	19,469
Carry forward general activity (UDA)	0
18/19 Contracted orthodontic activity (UOA)	0
Carry forward orthodontic activity (UOA)	0
Baseline contract value	£507,076.51

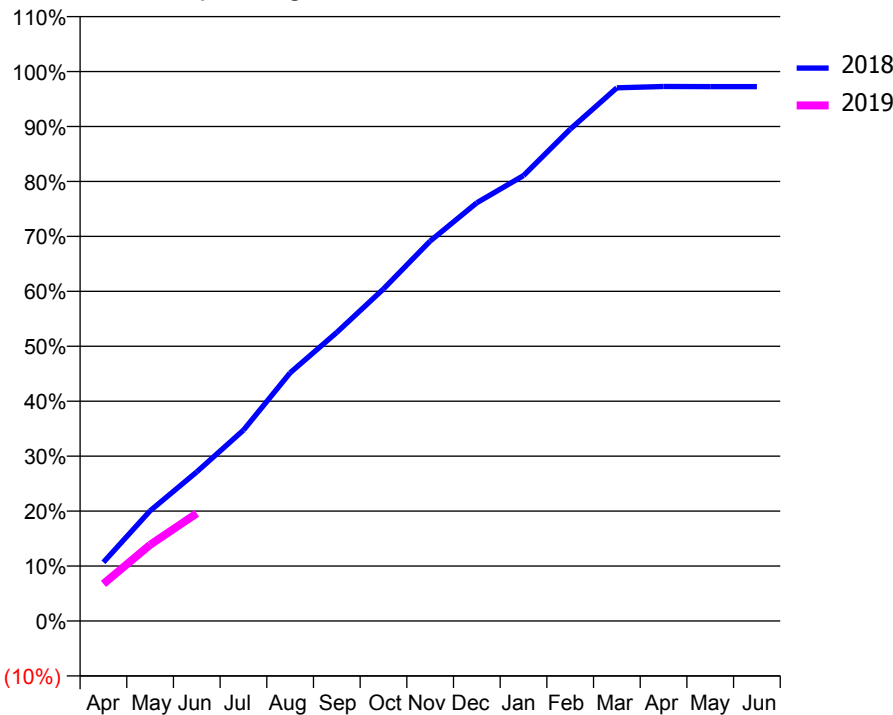
ACCESS*

Patients seen in 24 months	Total	Change since previous quarter
Quarter ending June 2017	7,815	
Quarter ending September 2017	7,601	↓
Quarter ending December 2017	7,389	↓
Quarter ending March 2018	7,122	↓
Quarter ending June 2018	6,901	↓
Variance since June 2017	(11.7%)	↓



ACTIVITY

Cumulative percentage of contracted UDA delivered 2018 & 2019



Month	Adjusted Scheduled Activity (UDA)	
	2018	2019
April	2,082	1,315
May	3,907	2,701
June	5,283	3,814
July	6,762	
August	8,794	
September	10,225	
October	11,765	
November	13,462	
December	14,818	
January	15,780	
February	17,427	
March	18,890	
April	18,937	
May	18,933	
June	18,933	

QUALITY

	Quantity	Base Number	Contract	AT	Region	England
% of FP17s for the same patient ID Re-attending within 3 months - Children	33	601	5.5%	10.5%	11.5%	11.5%
% of FP17s for the same patient ID Re-attending within 3 months - Adults	140	1,398	10.0%	15.7%	16.6%	15.4%
% of FP17s for the same patient ID Re-attending between 3 & 9 months - Children	374	601	62.2%	44.8%	48.8%	58.9%
% of FP17s for the same patient ID Re-attending between 3 & 9 months - Adults	859	1,398	61.4%	37.3%	39.3%	51.6%
% of FP17s for Band 1 Urgent Courses	87	1,969	4.4%	10.9%	10.6%	8.9%
% of FP17s Relating to Free Repair or Replacements	27	1,969	1.4%	0.5%	0.5%	0.8%
% of FP17s Relating to Continuations	40	1,969	2.0%	0.7%	0.7%	0.9%
% of Patients satisfied with the dentistry they have received	3	3	N/A	91.0%	90.4%	93.2%
% of Patients satisfied with the time they had to wait for an appointment	2	3	N/A	83.8%	85.3%	88.8%

* This is based on patients treated on this contract for their most recent course of treatment. Figures in italics indicate the base number of FP17s or Patient Questionnaire responses are less than 100. N/A is shown where the base number of responses is less than 10 during the period. % is calculated as Quantity/Base number*100

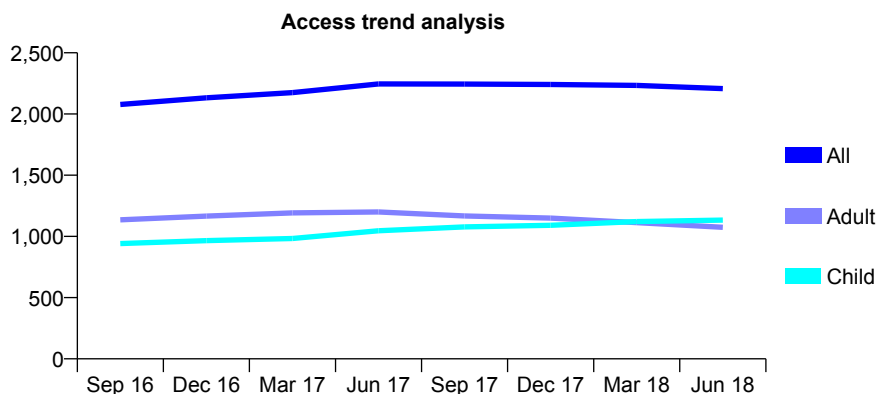
Q61 - Vital Signs At a Glance Contract Report for 160946/0001 - June 2018

Name or company name	Drs Landau & Lauffer
Contract type name	GDS Contract
Purpose of contract	General
Contract start date	08/02/2014
Contract end date	

18/19 Contracted general activity (UDA)	6,500
Carry forward general activity (UDA)	0
18/19 Contracted orthodontic activity (UOA)	0
Carry forward orthodontic activity (UOA)	0
Baseline contract value	£176,961.74

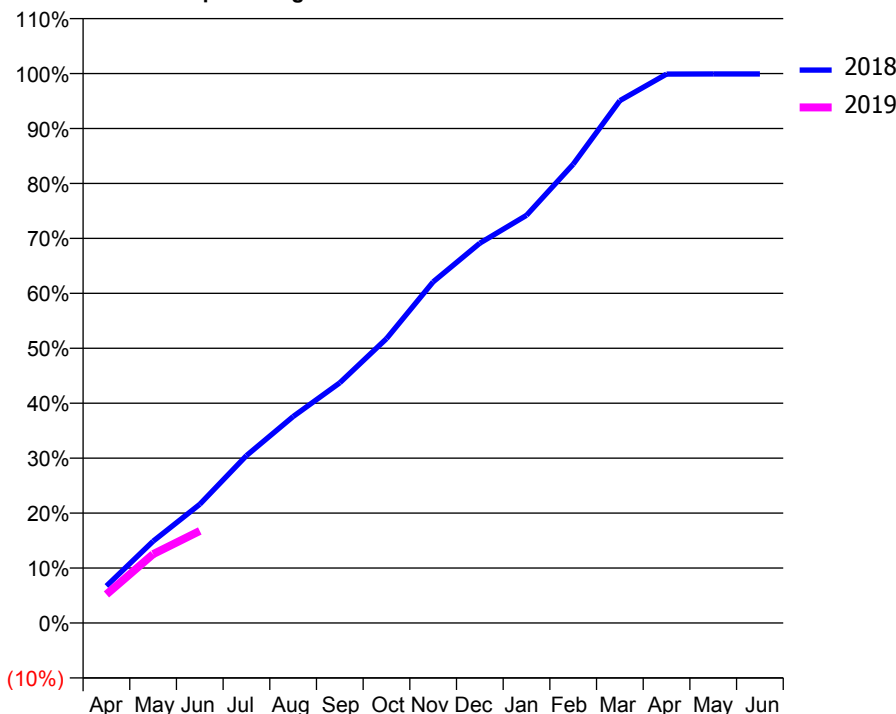
ACCESS*

Patients seen in 24 months	Total	Change since previous quarter
Quarter ending June 2017	2,246	
Quarter ending September 2017	2,245	→
Quarter ending December 2017	2,241	→
Quarter ending March 2018	2,234	→
Quarter ending June 2018	2,208	↓
Variance since June 2017	(1.7%)	↓



ACTIVITY

Cumulative percentage of contracted UDA delivered 2018 & 2019



Adjusted Scheduled Activity (UDA)

Month	2018	2019
April	438	339
May	967	815
June	1,404	1,089
July	1,981	
August	2,443	
September	2,841	
October	3,363	
November	4,035	
December	4,494	
January	4,822	
February	5,427	
March	6,180	
April	6,493	
May	6,494	
June	6,494	

QUALITY

	Quantity	Base Number	Contract	AT	Region	England
% of FP17s for the same patient ID Re-attending within 3 months - Children	18	317	5.7%	10.5%	11.5%	11.5%
% of FP17s for the same patient ID Re-attending within 3 months - Adults	41	207	19.8%	15.7%	16.6%	15.4%
% of FP17s for the same patient ID Re-attending between 3 & 9 months - Children	158	317	49.8%	44.8%	48.8%	58.9%
% of FP17s for the same patient ID Re-attending between 3 & 9 months - Adults	79	207	38.2%	37.3%	39.3%	51.6%
% of FP17s for Band 1 Urgent Courses	29	436	6.7%	10.9%	10.6%	8.9%
% of FP17s Relating to Free Repair or Replacements	1	436	0.2%	0.5%	0.5%	0.8%
% of FP17s Relating to Continuations	0	436	0.0%	0.7%	0.7%	0.9%
% of Patients satisfied with the dentistry they have received	0	0	N/A	91.0%	90.4%	93.2%
% of Patients satisfied with the time they had to wait for an appointment	0	0	N/A	83.8%	85.3%	88.8%

* This is based on patients treated on this contract for their most recent course of treatment. Figures in italics indicate the base number of FP17s or Patient Questionnaire responses are less than 100. N/A is shown where the base number of responses is less than 10 during the period. % is calculated as Quantity/Base number*100

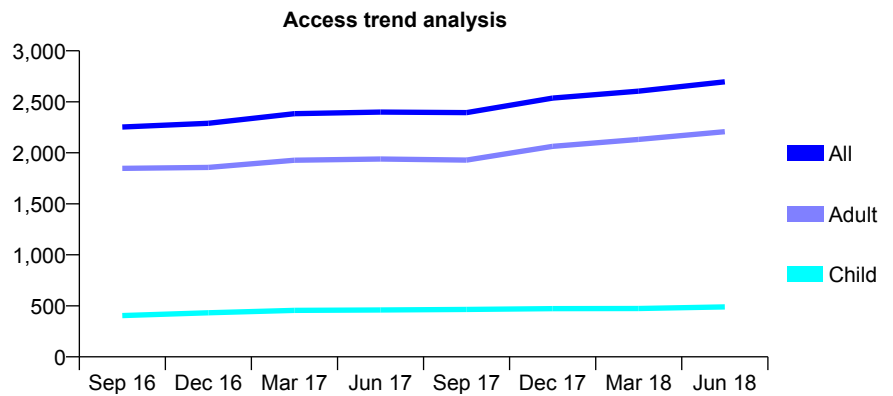
Q61 - Vital Signs At a Glance Contract Report for 161462/0001 - June 2018

Name or company name	NEWHAM FAMILY DENTAL CARE LTD
Contract type name	GDS Contract
Purpose of contract	General
Contract start date	15/10/2012
Contract end date	

18/19 Contracted general activity (UDA)	6,000
Carry forward general activity (UDA)	0
18/19 Contracted orthodontic activity (UOA)	0
Carry forward orthodontic activity (UOA)	0
Baseline contract value	£183,120.05

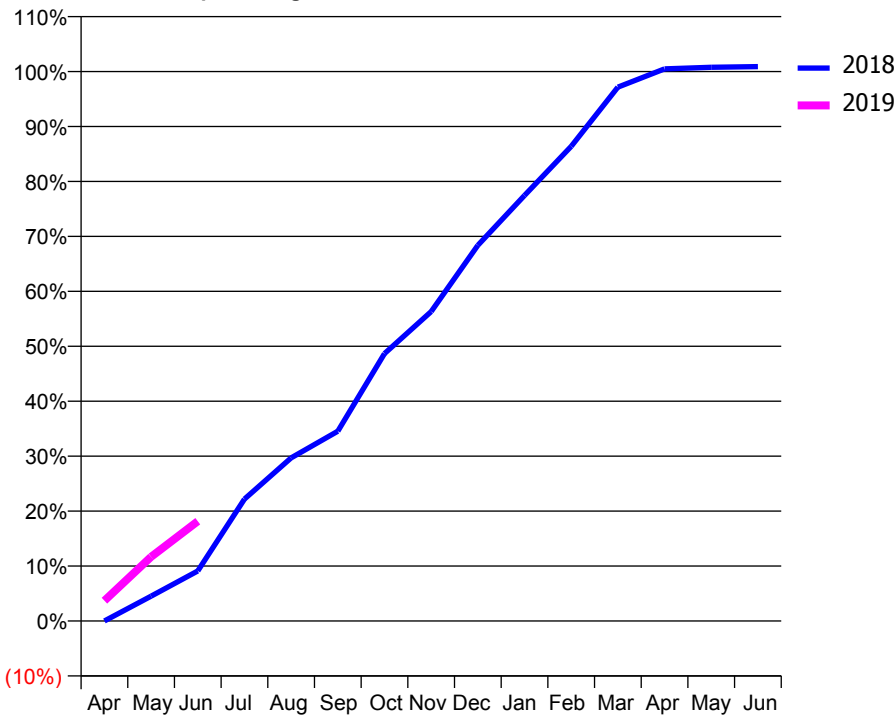
ACCESS*

Patients seen in 24 months	Total	Change since previous quarter
Quarter ending June 2017	2,399	
Quarter ending September 2017	2,394	→
Quarter ending December 2017	2,536	↑
Quarter ending March 2018	2,605	↑
Quarter ending June 2018	2,696	↑
Variance since June 2017	12.4%	↑



ACTIVITY

Cumulative percentage of contracted UDA delivered 2018 & 2019



Month	Adjusted Scheduled Activity (UDA)	
	2018	2019
April	0	222
May	271	701
June	547	1,090
July	1,331	
August	1,781	
September	2,073	
October	2,920	
November	3,379	
December	4,102	
January	4,648	
February	5,182	
March	5,829	
April	6,029	
May	6,047	
June	6,053	

QUALITY

	Quantity	Base Number	Contract	AT	Region	England
% of FP17s for the same patient ID Re-attending within 3 months - Children	8	116	6.9%	10.5%	11.5%	11.5%
% of FP17s for the same patient ID Re-attending within 3 months - Adults	26	442	5.9%	15.7%	16.6%	15.4%
% of FP17s for the same patient ID Re-attending between 3 & 9 months - Children	44	116	37.9%	44.8%	48.8%	58.9%
% of FP17s for the same patient ID Re-attending between 3 & 9 months - Adults	113	442	25.6%	37.3%	39.3%	51.6%
% of FP17s for Band 1 Urgent Courses	75	476	15.8%	10.9%	10.6%	8.9%
% of FP17s Relating to Free Repair or Replacements	5	476	1.1%	0.5%	0.5%	0.8%
% of FP17s Relating to Continuations	2	476	0.4%	0.7%	0.7%	0.9%
% of Patients satisfied with the dentistry they have received	2	2	N/A	91.0%	90.4%	93.2%
% of Patients satisfied with the time they had to wait for an appointment	2	2	N/A	83.8%	85.3%	88.8%

* This is based on patients treated on this contract for their most recent course of treatment. Figures in italics indicate the base number of FP17s or Patient Questionnaire responses are less than 100. N/A is shown where the base number of responses is less than 10 during the period. % is calculated as Quantity/Base number*100

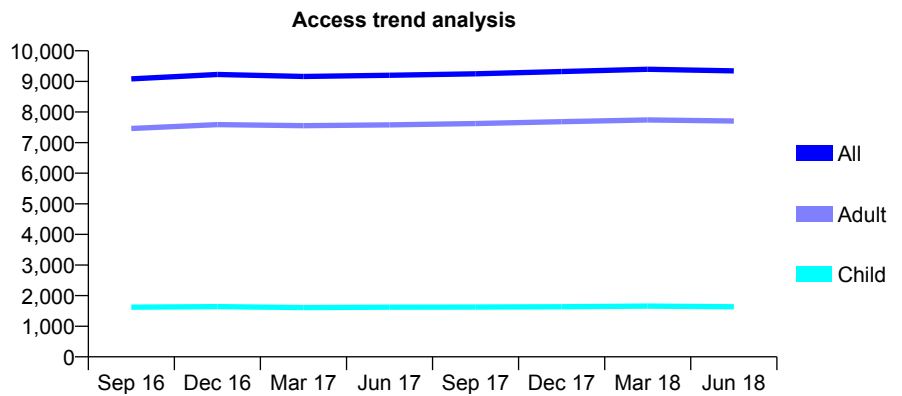
Q61 - Vital Signs At a Glance Contract Report for 162574/0001 - June 2018

Name or company name	10 Hall Lane Dental Practice Ltd
Contract type name	GDS Contract
Purpose of contract	General
Contract start date	01/04/2010
Contract end date	

18/19 Contracted general activity (UDA)	21,964
Carry forward general activity (UDA)	0
18/19 Contracted orthodontic activity (UOA)	0
Carry forward orthodontic activity (UOA)	0
Baseline contract value	£713,847.00

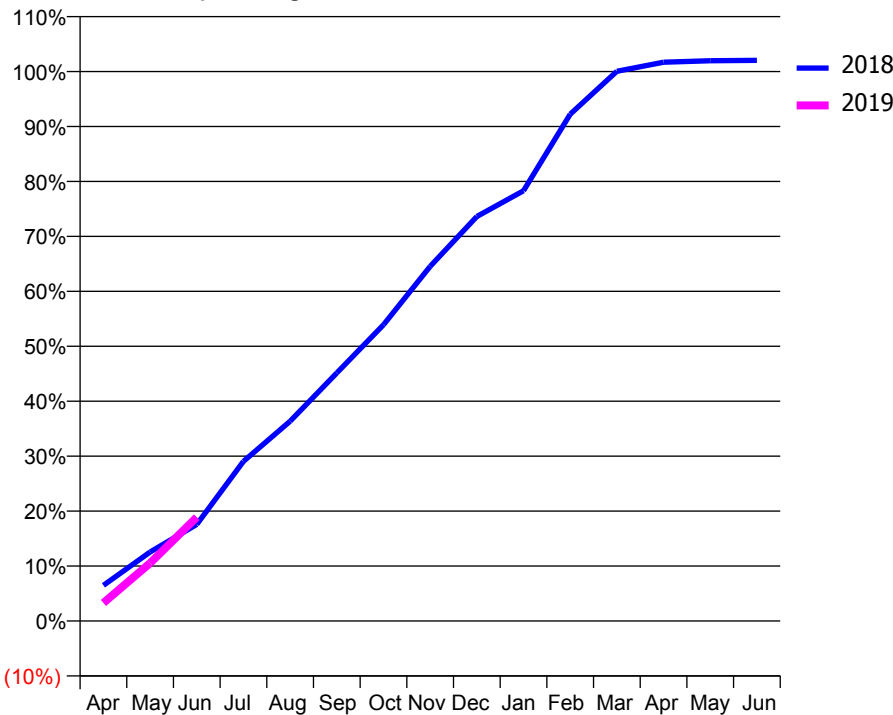
ACCESS*

Patients seen in 24 months	Total	Change since previous quarter
Quarter ending June 2017	9,201	
Quarter ending September 2017	9,249	→
Quarter ending December 2017	9,321	→
Quarter ending March 2018	9,395	→
Quarter ending June 2018	9,343	→
Variance since June 2017	1.5%	→



ACTIVITY

Cumulative percentage of contracted UDA delivered 2018 & 2019



Month	Adjusted Scheduled Activity (UDA)	
	2018	2019
April	1,427	723
May	2,756	2,316
June	3,864	4,150
July	6,380	
August	7,988	
September	9,914	
October	11,841	
November	14,175	
December	16,168	
January	17,199	
February	20,254	
March	21,973	
April	22,337	
May	22,393	
June	22,411	

QUALITY

	Quantity	Base Number	Contract	AT	Region	England
% of FP17s for the same patient ID Re-attending within 3 months - Children	18	446	4.0%	10.5%	11.5%	11.5%
% of FP17s for the same patient ID Re-attending within 3 months - Adults	207	1,938	10.7%	15.7%	16.6%	15.4%
% of FP17s for the same patient ID Re-attending between 3 & 9 months - Children	218	446	48.9%	44.8%	48.8%	58.9%
% of FP17s for the same patient ID Re-attending between 3 & 9 months - Adults	766	1,938	39.5%	37.3%	39.3%	51.6%
% of FP17s for Band 1 Urgent Courses	168	2,197	7.6%	10.9%	10.6%	8.9%
% of FP17s Relating to Free Repair or Replacements	18	2,197	0.8%	0.5%	0.5%	0.8%
% of FP17s Relating to Continuations	7	2,197	0.3%	0.7%	0.7%	0.9%
% of Patients satisfied with the dentistry they have received	7	7	N/A	91.0%	90.4%	93.2%
% of Patients satisfied with the time they had to wait for an appointment	5	7	N/A	83.8%	85.3%	88.8%

* This is based on patients treated on this contract for their most recent course of treatment. Figures in italics indicate the base number of FP17s or Patient Questionnaire responses are less than 100. N/A is shown where the base number of responses is less than 10 during the period. % is calculated as Quantity/Base number*100

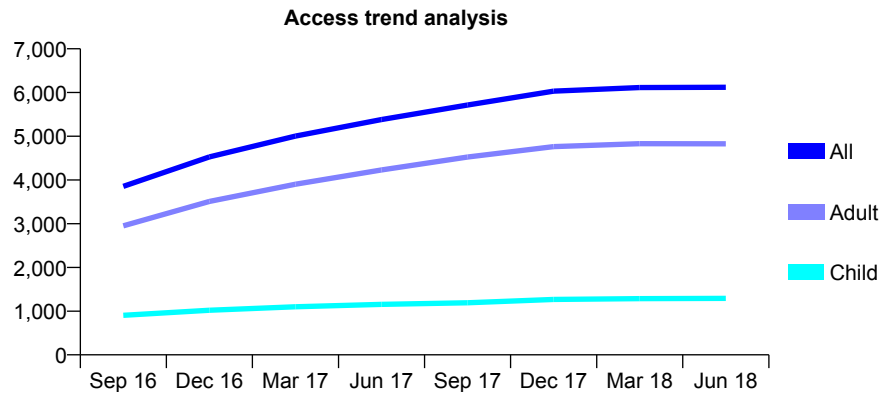
Q61 - Vital Signs At a Glance Contract Report for 164461/0001 - June 2018

Name or company name	Mohsin Ali
Contract type name	GDS Contract
Purpose of contract	General
Contract start date	01/12/2015
Contract end date	

18/19 Contracted general activity (UDA)	14,800
Carry forward general activity (UDA)	0
18/19 Contracted orthodontic activity (UOA)	0
Carry forward orthodontic activity (UOA)	0
Baseline contract value	£282,751.58

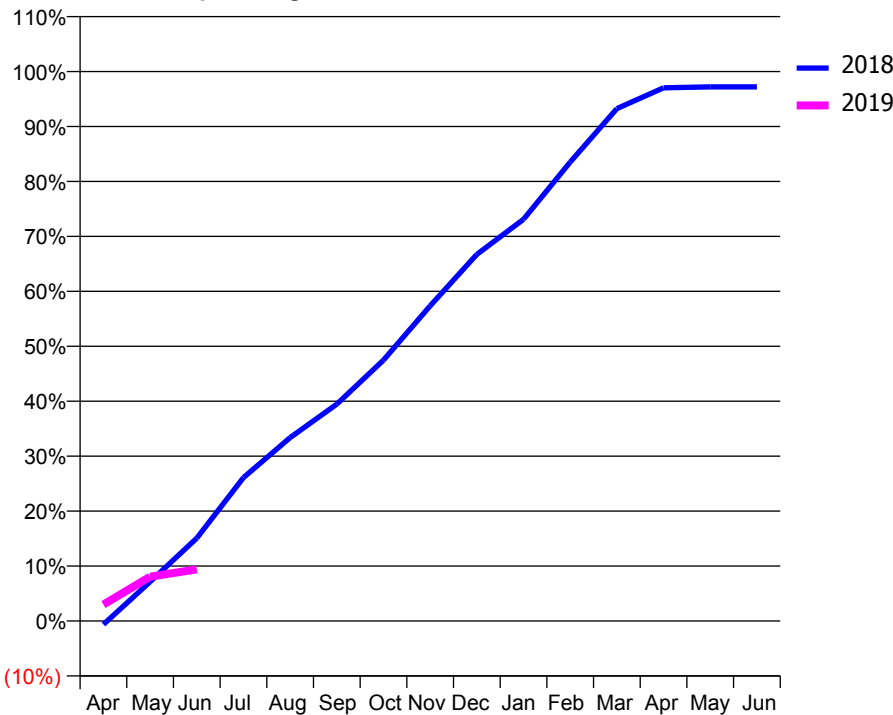
ACCESS*

Patients seen in 24 months	Total	Change since previous quarter
Quarter ending June 2017	5,383	
Quarter ending September 2017	5,714	↑
Quarter ending December 2017	6,032	↑
Quarter ending March 2018	6,114	→
Quarter ending June 2018	6,120	→
Variance since June 2017	13.7%	↑



ACTIVITY

Cumulative percentage of contracted UDA delivered 2018 & 2019



Month	Adjusted Scheduled Activity (UDA)	
	2018	2019
April	-94	445
May	1,059	1,195
June	2,231	1,392
July	3,863	
August	4,939	
September	5,842	
October	7,026	
November	8,489	
December	9,875	
January	10,818	
February	12,362	
March	13,802	
April	14,361	
May	14,387	
June	14,387	

QUALITY

	Quantity	Base Number	Contract	AT	Region	England
% of FP17s for the same patient ID Re-attending within 3 months - Children	13	269	4.8%	10.5%	11.5%	11.5%
% of FP17s for the same patient ID Re-attending within 3 months - Adults	96	925	10.4%	15.7%	16.6%	15.4%
% of FP17s for the same patient ID Re-attending between 3 & 9 months - Children	135	269	50.2%	44.8%	48.8%	58.9%
% of FP17s for the same patient ID Re-attending between 3 & 9 months - Adults	415	925	44.9%	37.3%	39.3%	51.6%
% of FP17s for Band 1 Urgent Courses	76	807	9.4%	10.9%	10.6%	8.9%
% of FP17s Relating to Free Repair or Replacements	10	807	1.2%	0.5%	0.5%	0.8%
% of FP17s Relating to Continuations	7	807	0.9%	0.7%	0.7%	0.9%
% of Patients satisfied with the dentistry they have received	3	3	N/A	91.0%	90.4%	93.2%
% of Patients satisfied with the time they had to wait for an appointment	3	3	N/A	83.8%	85.3%	88.8%

* This is based on patients treated on this contract for their most recent course of treatment. Figures in italics indicate the base number of FP17s or Patient Questionnaire responses are less than 100. N/A is shown where the base number of responses is less than 10 during the period. % is calculated as Quantity/Base number*100

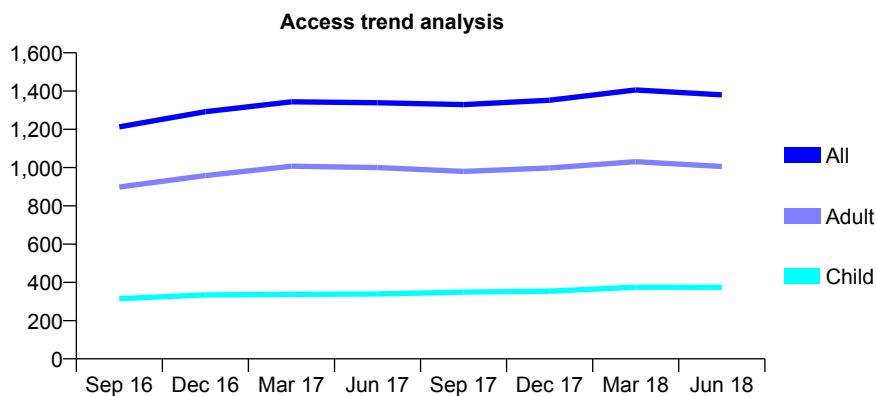
Q61 - Vital Signs At a Glance Contract Report for 165069/0001 - June 2018

Name or company name	The Fenton Dental Surgery
Contract type name	GDS Contract
Purpose of contract	General
Contract start date	01/02/2015
Contract end date	

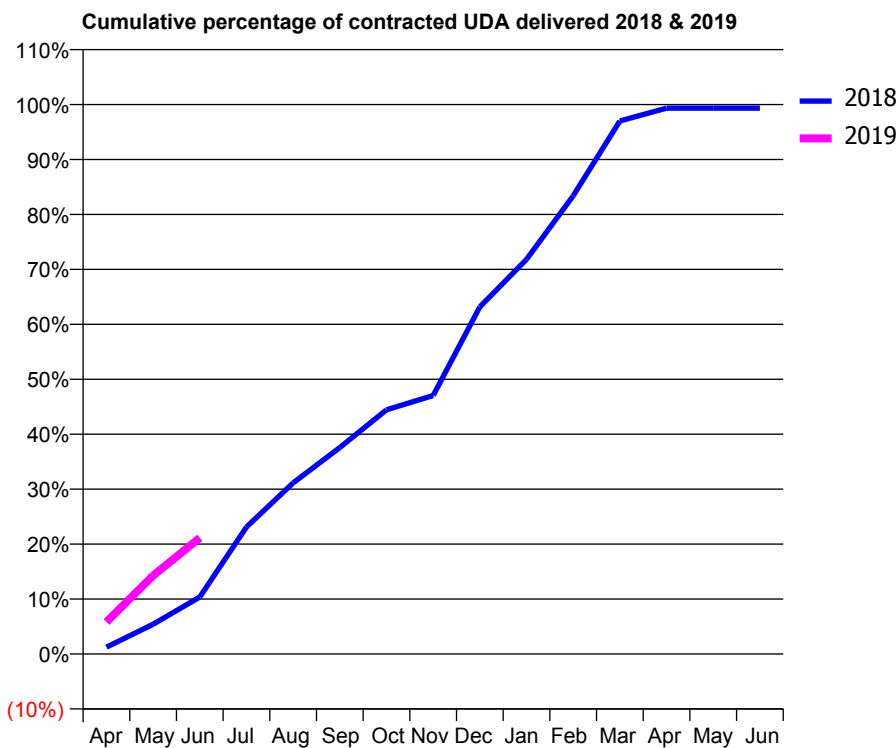
18/19 Contracted general activity (UDA)	4,369
Carry forward general activity (UDA)	0
18/19 Contracted orthodontic activity (UOA)	0
Carry forward orthodontic activity (UOA)	0
Baseline contract value	£126,338.30

ACCESS*

Patients seen in 24 months	Total	Change since previous quarter
Quarter ending June 2017	1,339	
Quarter ending September 2017	1,329	→
Quarter ending December 2017	1,352	→
Quarter ending March 2018	1,406	↑
Quarter ending June 2018	1,380	↓
Variance since June 2017	3.1%	↑



ACTIVITY



Month	Adjusted Scheduled Activity (UDA)	
	2018	2019
April	55	255
May	237	624
June	454	924
July	1,010	
August	1,361	
September	1,642	
October	1,941	
November	2,055	
December	2,761	
January	3,138	
February	3,644	
March	4,238	
April	4,340	
May	4,340	
June	4,340	

QUALITY

	Quantity	Base Number	Contract	AT	Region	England
% of FP17s for the same patient ID Re-attending within 3 months - Children	11	117	9.4%	10.5%	11.5%	11.5%
% of FP17s for the same patient ID Re-attending within 3 months - Adults	48	273	17.6%	15.7%	16.6%	15.4%
% of FP17s for the same patient ID Re-attending between 3 & 9 months - Children	62	117	53.0%	44.8%	48.8%	58.9%
% of FP17s for the same patient ID Re-attending between 3 & 9 months - Adults	130	273	47.6%	37.3%	39.3%	51.6%
% of FP17s for Band 1 Urgent Courses	34	342	9.9%	10.9%	10.6%	8.9%
% of FP17s Relating to Free Repair or Replacements	5	342	1.5%	0.5%	0.5%	0.8%
% of FP17s Relating to Continuations	2	342	0.6%	0.7%	0.7%	0.9%
% of Patients satisfied with the dentistry they have received	2	2	N/A	91.0%	90.4%	93.2%
% of Patients satisfied with the time they had to wait for an appointment	2	2	N/A	83.8%	85.3%	88.8%

* This is based on patients treated on this contract for their most recent course of treatment. Figures in italics indicate the base number of FP17s or Patient Questionnaire responses are less than 100. N/A is shown where the base number of responses is less than 10 during the period. % is calculated as Quantity/Base number*100

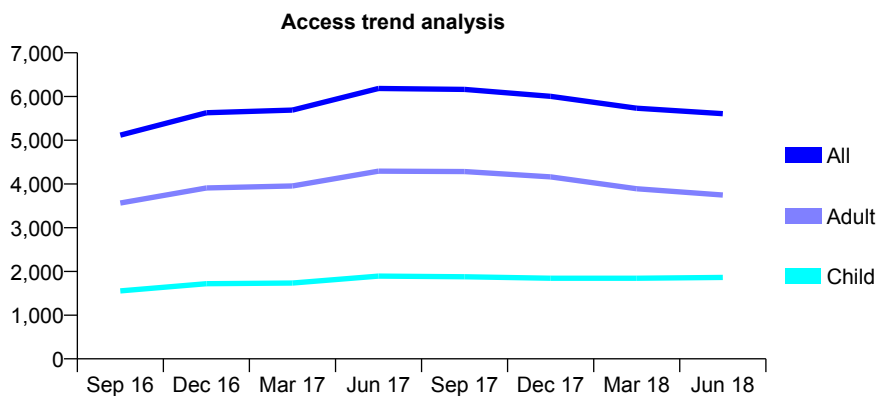
Q61 - Vital Signs At a Glance Contract Report for 165336/0001 - June 2018

Name or company name	Inspire Dental
Contract type name	GDS Contract
Purpose of contract	General
Contract start date	01/07/2015
Contract end date	

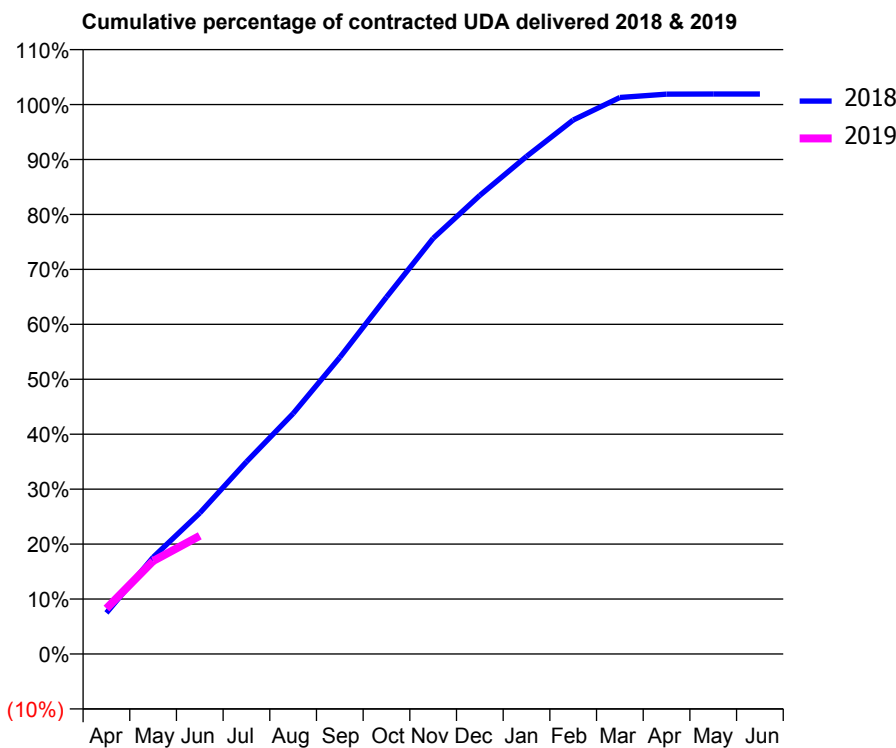
18/19 Contracted general activity (UDA)	15,860
Carry forward general activity (UDA)	0
18/19 Contracted orthodontic activity (UOA)	0
Carry forward orthodontic activity (UOA)	0
Baseline contract value	£442,162.53

ACCESS*

Patients seen in 24 months	Total	Change since previous quarter
Quarter ending June 2017	6,184	
Quarter ending September 2017	6,162	→
Quarter ending December 2017	6,005	↓
Quarter ending March 2018	5,734	↓
Quarter ending June 2018	5,607	↓
Variance since June 2017	(9.3%)	↓



ACTIVITY



Month	Adjusted Scheduled Activity (UDA)	
	2018	2019
April	1,187	1,313
May	2,794	2,683
June	4,071	3,413
July	5,547	
August	6,941	
September	8,563	
October	10,300	
November	11,997	
December	13,236	
January	14,363	
February	15,413	
March	16,064	
April	16,159	
May	16,163	
June	16,161	

QUALITY

	Quantity	Base Number	Contract	AT	Region	England
% of FP17s for the same patient ID Re-attending within 3 months - Children	10	598	1.7%	10.5%	11.5%	11.5%
% of FP17s for the same patient ID Re-attending within 3 months - Adults	61	808	7.5%	15.7%	16.6%	15.4%
% of FP17s for the same patient ID Re-attending between 3 & 9 months - Children	327	598	54.7%	44.8%	48.8%	58.9%
% of FP17s for the same patient ID Re-attending between 3 & 9 months - Adults	390	808	48.3%	37.3%	39.3%	51.6%
% of FP17s for Band 1 Urgent Courses	47	1,362	3.5%	10.9%	10.6%	8.9%
% of FP17s Relating to Free Repair or Replacements	0	1,362	0.0%	0.5%	0.5%	0.8%
% of FP17s Relating to Continuations	0	1,362	0.0%	0.7%	0.7%	0.9%
% of Patients satisfied with the dentistry they have received	5	5	N/A	91.0%	90.4%	93.2%
% of Patients satisfied with the time they had to wait for an appointment	2	5	N/A	83.8%	85.3%	88.8%

* This is based on patients treated on this contract for their most recent course of treatment. Figures in italics indicate the base number of FP17s or Patient Questionnaire responses are less than 100. N/A is shown where the base number of responses is less than 10 during the period. % is calculated as Quantity/Base number*100

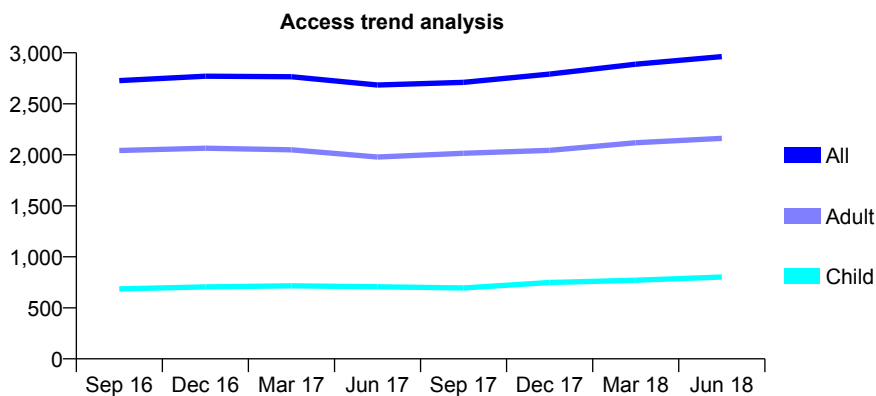
Q61 - Vital Signs At a Glance Contract Report for 165476/0001 - June 2018

Name or company name	Altmore Dental Care
Contract type name	GDS Contract
Purpose of contract	General
Contract start date	28/12/2012
Contract end date	

18/19 Contracted general activity (UDA)	7,716
Carry forward general activity (UDA)	0
18/19 Contracted orthodontic activity (UOA)	0
Carry forward orthodontic activity (UOA)	0
Baseline contract value	£227,155.44

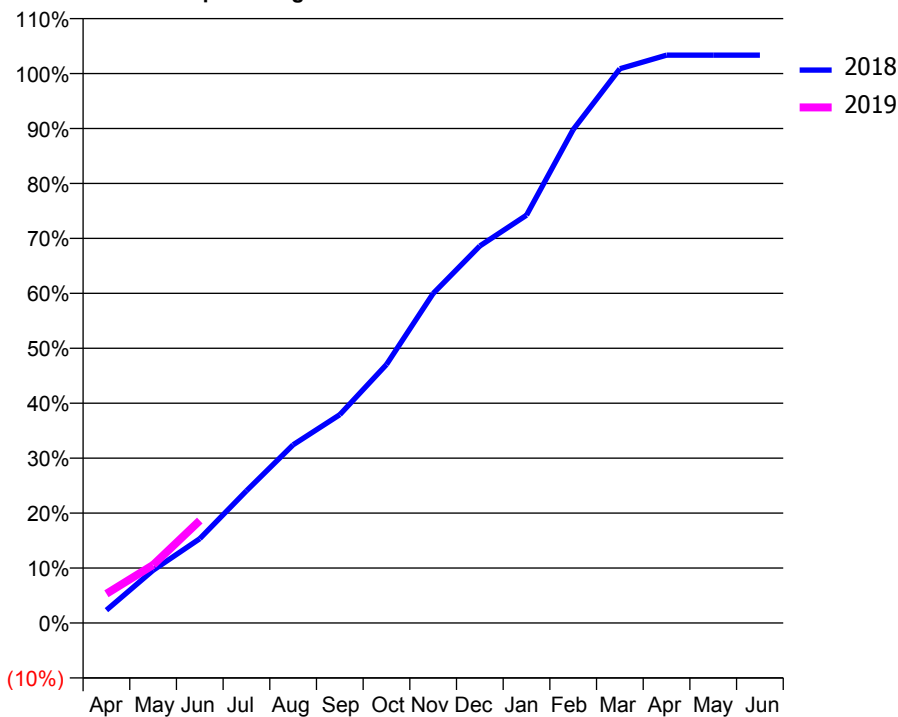
ACCESS*

Patients seen in 24 months	Total	Change since previous quarter
Quarter ending June 2017	2,684	
Quarter ending September 2017	2,710	→
Quarter ending December 2017	2,792	↑
Quarter ending March 2018	2,888	↑
Quarter ending June 2018	2,963	↑
Variance since June 2017	10.4%	↑



ACTIVITY

Cumulative percentage of contracted UDA delivered 2018 & 2019



Adjusted Scheduled Activity (UDA)		
Month	2018	2019
April	182	411
May	741	815
June	1,184	1,438
July	1,857	
August	2,502	
September	2,926	
October	3,630	
November	4,628	
December	5,294	
January	5,727	
February	6,929	
March	7,782	
April	7,973	
May	7,973	
June	7,973	

QUALITY

	Quantity	Base Number	Contract	AT	Region	England
% of FP17s for the same patient ID Re-attending within 3 months - Children	30	239	12.6%	10.5%	11.5%	11.5%
% of FP17s for the same patient ID Re-attending within 3 months - Adults	96	495	19.4%	15.7%	16.6%	15.4%
% of FP17s for the same patient ID Re-attending between 3 & 9 months - Children	78	239	32.6%	44.8%	48.8%	58.9%
% of FP17s for the same patient ID Re-attending between 3 & 9 months - Adults	120	495	24.2%	37.3%	39.3%	51.6%
% of FP17s for Band 1 Urgent Courses	117	655	17.9%	10.9%	10.6%	8.9%
% of FP17s Relating to Free Repair or Replacements	2	655	0.3%	0.5%	0.5%	0.8%
% of FP17s Relating to Continuations	2	655	0.3%	0.7%	0.7%	0.9%
% of Patients satisfied with the dentistry they have received	2	2	N/A	91.0%	90.4%	93.2%
% of Patients satisfied with the time they had to wait for an appointment	2	2	N/A	83.8%	85.3%	88.8%

* This is based on patients treated on this contract for their most recent course of treatment. Figures in italics indicate the base number of FP17s or Patient Questionnaire responses are less than 100. N/A is shown where the base number of responses is less than 10 during the period. % is calculated as Quantity/Base number*100

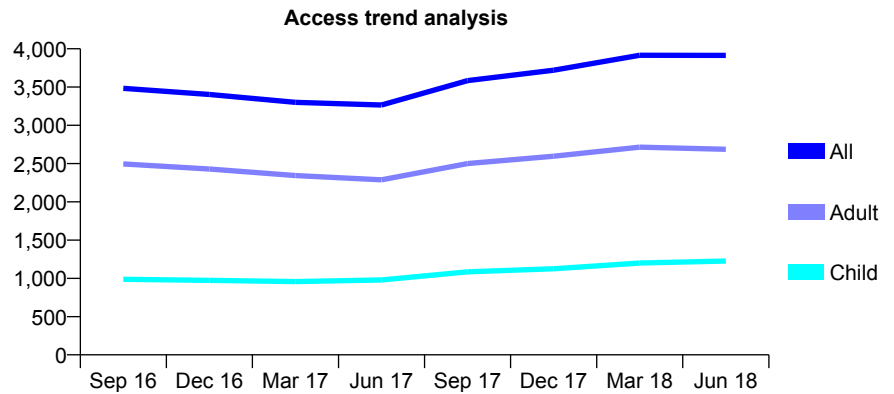
Q61 - Vital Signs At a Glance Contract Report for 165484/0001 - June 2018

Name or company name	Romford Smile Dental Practice Limited
Contract type name	GDS Contract
Purpose of contract	General
Contract start date	04/12/2009
Contract end date	

18/19 Contracted general activity (UDA)	10,634
Carry forward general activity (UDA)	0
18/19 Contracted orthodontic activity (UOA)	0
Carry forward orthodontic activity (UOA)	0
Baseline contract value	£291,136.29

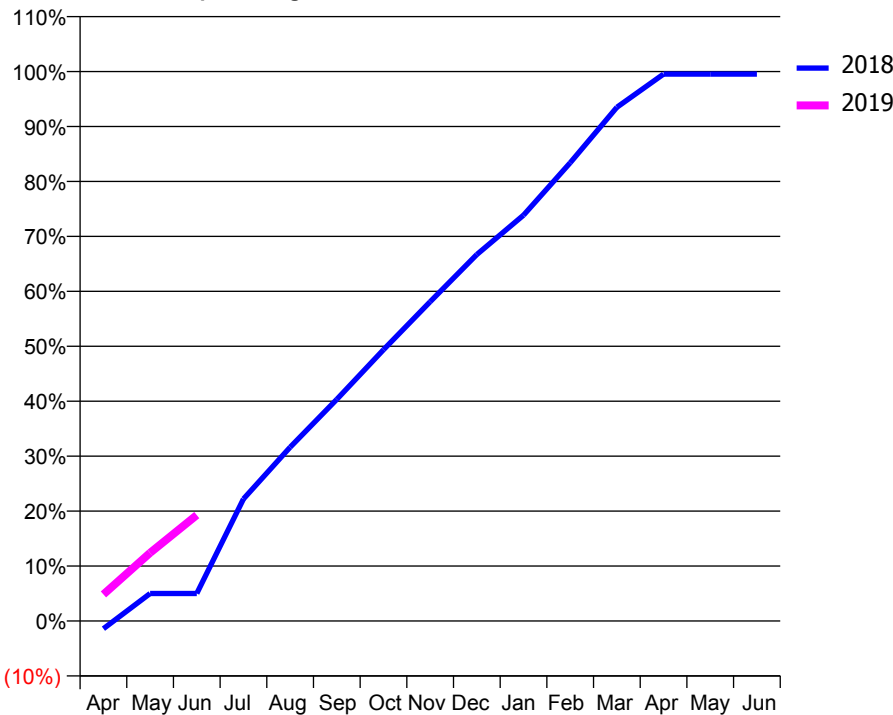
ACCESS*

Patients seen in 24 months	Total	Change since previous quarter
Quarter ending June 2017	3,266	
Quarter ending September 2017	3,585	↑
Quarter ending December 2017	3,721	↑
Quarter ending March 2018	3,915	↑
Quarter ending June 2018	3,913	→
Variance since June 2017	19.8%	↑



ACTIVITY

Cumulative percentage of contracted UDA delivered 2018 & 2019



Month	Adjusted Scheduled Activity (UDA)	
	2018	2019
April	-150	515
May	532	1,321
June	532	2,051
July	2,363	
August	3,364	
September	4,289	
October	5,250	
November	6,178	
December	7,091	
January	7,853	
February	8,869	
March	9,941	
April	10,584	
May	10,584	
June	10,584	

QUALITY

	Quantity	Base Number	Contract	AT	Region	England
% of FP17s for the same patient ID Re-attending within 3 months - Children	26	384	6.8%	10.5%	11.5%	11.5%
% of FP17s for the same patient ID Re-attending within 3 months - Adults	73	782	9.3%	15.7%	16.6%	15.4%
% of FP17s for the same patient ID Re-attending between 3 & 9 months - Children	164	384	42.7%	44.8%	48.8%	58.9%
% of FP17s for the same patient ID Re-attending between 3 & 9 months - Adults	334	782	42.7%	37.3%	39.3%	51.6%
% of FP17s for Band 1 Urgent Courses	74	902	8.2%	10.9%	10.6%	8.9%
% of FP17s Relating to Free Repair or Replacements	7	902	0.8%	0.5%	0.5%	0.8%
% of FP17s Relating to Continuations	1	902	0.1%	0.7%	0.7%	0.9%
% of Patients satisfied with the dentistry they have received	2	2	N/A	91.0%	90.4%	93.2%
% of Patients satisfied with the time they had to wait for an appointment	2	2	N/A	83.8%	85.3%	88.8%

* This is based on patients treated on this contract for their most recent course of treatment. Figures in italics indicate the base number of FP17s or Patient Questionnaire responses are less than 100. N/A is shown where the base number of responses is less than 10 during the period. % is calculated as Quantity/Base number*100

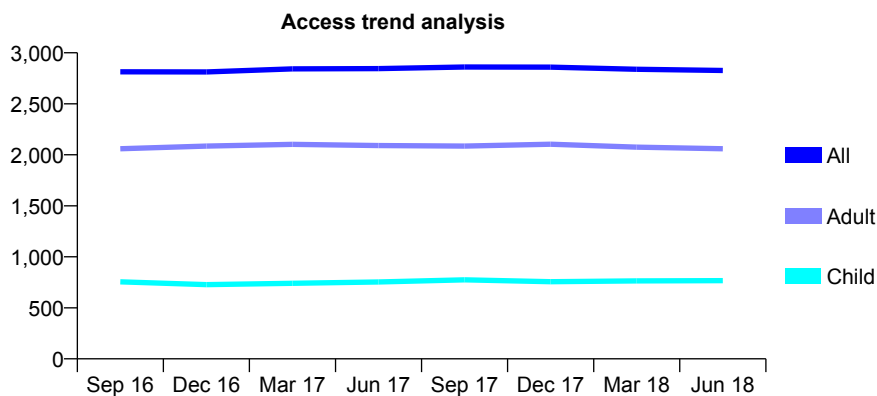
Q61 - Vital Signs At a Glance Contract Report for 166251/0001 - June 2018

Name or company name	Bowes Road Dental Practice
Contract type name	GDS Contract
Purpose of contract	General
Contract start date	01/04/2014
Contract end date	

18/19 Contracted general activity (UDA)	8,771
Carry forward general activity (UDA)	0
18/19 Contracted orthodontic activity (UOA)	0
Carry forward orthodontic activity (UOA)	0
Baseline contract value	£229,943.20

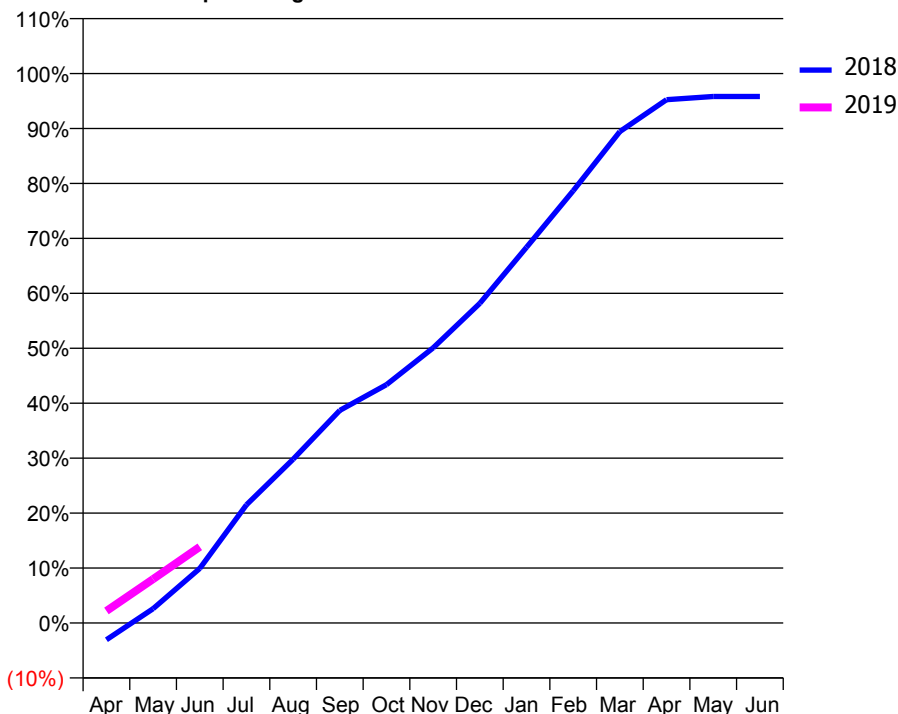
ACCESS*

Patients seen in 24 months	Total	Change since previous quarter
Quarter ending June 2017	2,845	
Quarter ending September 2017	2,861	→
Quarter ending December 2017	2,860	→
Quarter ending March 2018	2,839	→
Quarter ending June 2018	2,827	→
Variance since June 2017	(0.6%)	→



ACTIVITY

Cumulative percentage of contracted UDA delivered 2018 & 2019



Month	Adjusted Scheduled Activity (UDA)	
	2018	2019
April	-270	193
May	228	702
June	872	1,217
July	1,887	
August	2,614	
September	3,393	
October	3,804	
November	4,391	
December	5,104	
January	5,997	
February	6,900	
March	7,845	
April	8,353	
May	8,405	
June	8,405	

QUALITY

	Quantity	Base Number	Contract	AT	Region	England
% of FP17s for the same patient ID Re-attending within 3 months - Children	27	252	10.7%	10.5%	11.5%	11.5%
% of FP17s for the same patient ID Re-attending within 3 months - Adults	64	419	15.3%	15.7%	16.6%	15.4%
% of FP17s for the same patient ID Re-attending between 3 & 9 months - Children	115	252	45.6%	44.8%	48.8%	58.9%
% of FP17s for the same patient ID Re-attending between 3 & 9 months - Adults	131	419	31.3%	37.3%	39.3%	51.6%
% of FP17s for Band 1 Urgent Courses	57	507	11.2%	10.9%	10.6%	8.9%
% of FP17s Relating to Free Repair or Replacements	3	507	0.6%	0.5%	0.5%	0.8%
% of FP17s Relating to Continuations	11	507	2.2%	0.7%	0.7%	0.9%
% of Patients satisfied with the dentistry they have received	1	1	N/A	91.0%	90.4%	93.2%
% of Patients satisfied with the time they had to wait for an appointment	1	1	N/A	83.8%	85.3%	88.8%

* This is based on patients treated on this contract for their most recent course of treatment. Figures in italics indicate the base number of FP17s or Patient Questionnaire responses are less than 100. N/A is shown where the base number of responses is less than 10 during the period. % is calculated as Quantity/Base number*100

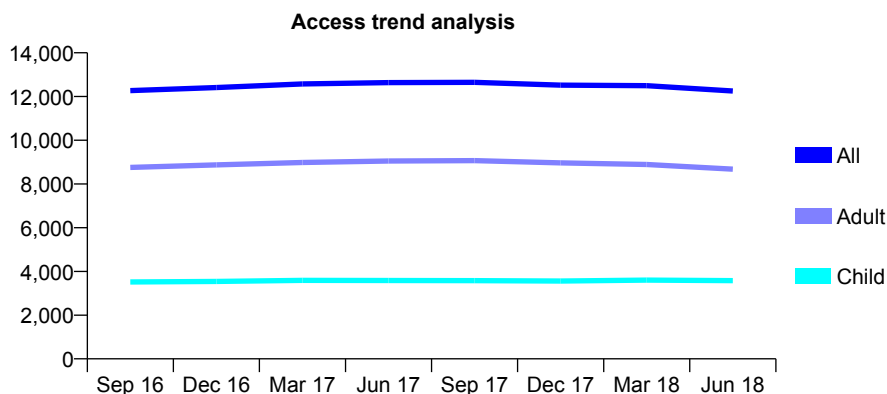
Q61 - Vital Signs At a Glance Contract Report for 166618/0001 - June 2018

Name or company name	DENTAL ARTS STUDIO (DENTAL CARE)
Contract type name	GDS Contract
Purpose of contract	General
Contract start date	01/06/2010
Contract end date	

18/19 Contracted general activity (UDA)	34,835
Carry forward general activity (UDA)	0
18/19 Contracted orthodontic activity (UOA)	0
Carry forward orthodontic activity (UOA)	0
Baseline contract value	£915,847.13

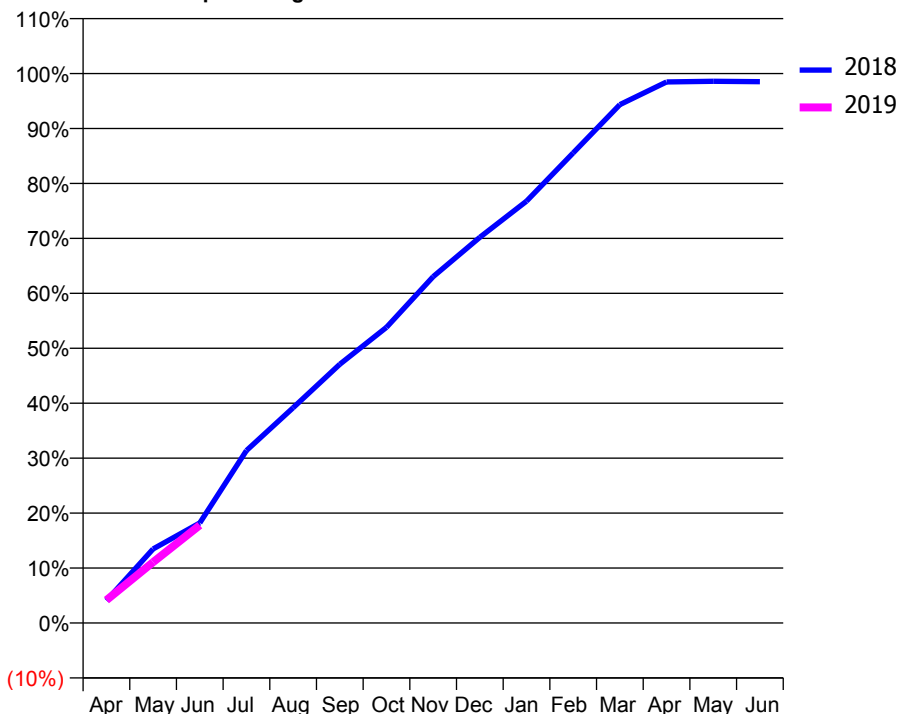
ACCESS*

Patients seen in 24 months	Total	Change since previous quarter
Quarter ending June 2017	12,634	
Quarter ending September 2017	12,646	→
Quarter ending December 2017	12,523	→
Quarter ending March 2018	12,497	→
Quarter ending June 2018	12,255	↓
Variance since June 2017	(3.0%)	↓



ACTIVITY

Cumulative percentage of contracted UDA delivered 2018 & 2019



Adjusted Scheduled Activity (UDA)

Month	2018	2019
April	1,422	1,453
May	4,692	3,855
June	6,341	6,199
July	10,938	
August	13,650	
September	16,406	
October	18,745	
November	21,957	
December	24,456	
January	26,745	
February	29,806	
March	32,860	
April	34,301	
May	34,342	
June	34,315	

QUALITY

	Quantity	Base Number	Contract	AT	Region	England
% of FP17s for the same patient ID Re-attending within 3 months - Children	64	1,019	6.3%	10.5%	11.5%	11.5%
% of FP17s for the same patient ID Re-attending within 3 months - Adults	245	1,986	12.3%	15.7%	16.6%	15.4%
% of FP17s for the same patient ID Re-attending between 3 & 9 months - Children	455	1,019	44.7%	44.8%	48.8%	58.9%
% of FP17s for the same patient ID Re-attending between 3 & 9 months - Adults	748	1,986	37.7%	37.3%	39.3%	51.6%
% of FP17s for Band 1 Urgent Courses	269	2,516	10.7%	10.9%	10.6%	8.9%
% of FP17s Relating to Free Repair or Replacements	19	2,516	0.8%	0.5%	0.5%	0.8%
% of FP17s Relating to Continuations	20	2,516	0.8%	0.7%	0.7%	0.9%
% of Patients satisfied with the dentistry they have received	6	6	N/A	91.0%	90.4%	93.2%
% of Patients satisfied with the time they had to wait for an appointment	6	6	N/A	83.8%	85.3%	88.8%

* This is based on patients treated on this contract for their most recent course of treatment. Figures in italics indicate the base number of FP17s or Patient Questionnaire responses are less than 100. N/A is shown where the base number of responses is less than 10 during the period. % is calculated as Quantity/Base number*100

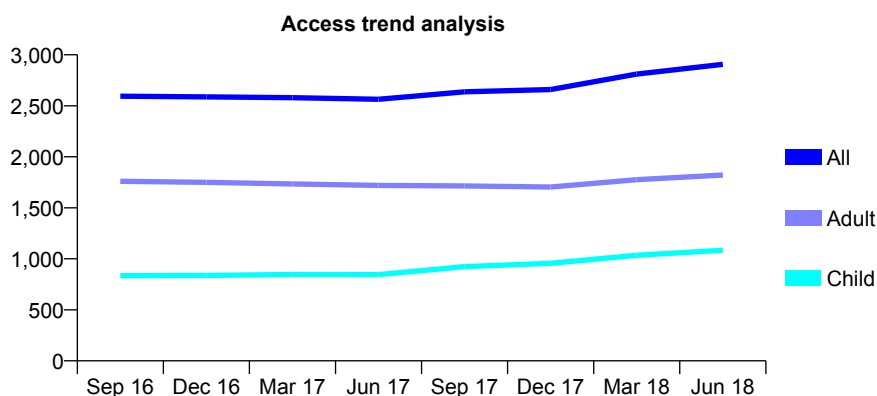
Q61 - Vital Signs At a Glance Contract Report for 166790/0001 - June 2018

Name or company name	East London Dental Care
Contract type name	GDS Contract
Purpose of contract	General
Contract start date	10/02/2014
Contract end date	

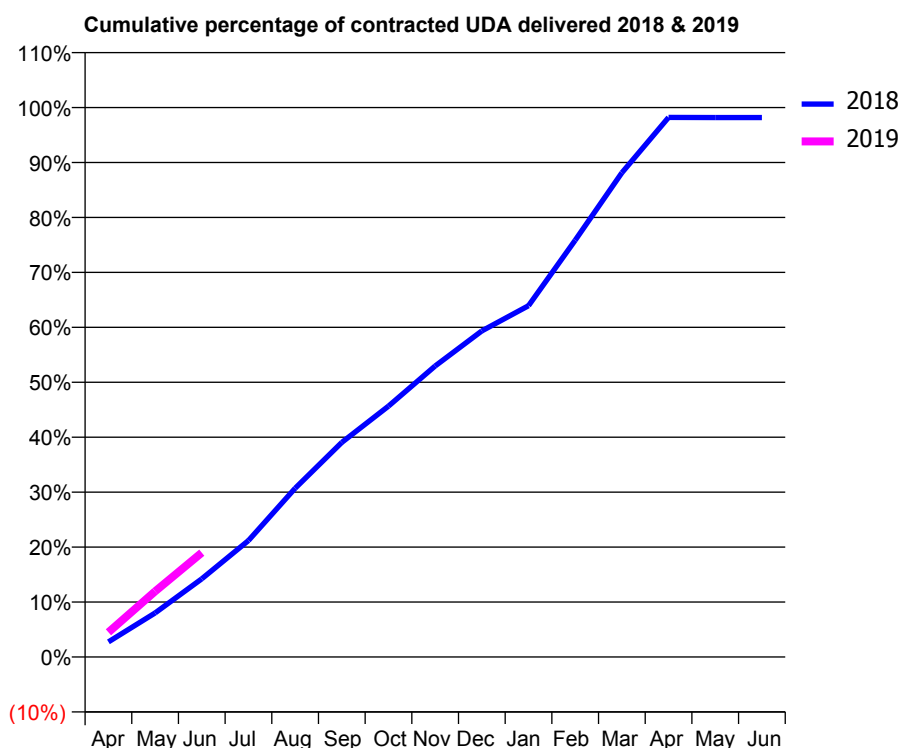
18/19 Contracted general activity (UDA)	6,171
Carry forward general activity (UDA)	0
18/19 Contracted orthodontic activity (UOA)	0
Carry forward orthodontic activity (UOA)	0
Baseline contract value	£160,964.20

ACCESS*

Patients seen in 24 months	Total	Change since previous quarter
Quarter ending June 2017	2,564	
Quarter ending September 2017	2,637	↑
Quarter ending December 2017	2,660	→
Quarter ending March 2018	2,811	↑
Quarter ending June 2018	2,906	↑
Variance since June 2017	13.3%	↑



ACTIVITY



Adjusted Scheduled Activity (UDA)		
Month	2018	2019
April	170	277
May	495	738
June	878	1,172
July	1,308	
August	1,894	
September	2,410	
October	2,818	
November	3,269	
December	3,663	
January	3,945	
February	4,680	
March	5,439	
April	6,060	
May	6,059	
June	6,059	

QUALITY

	Quantity	Base Number	Contract	AT	Region	England
% of FP17s for the same patient ID Re-attending within 3 months - Children	6	303	2.0%	10.5%	11.5%	11.5%
% of FP17s for the same patient ID Re-attending within 3 months - Adults	20	419	4.8%	15.7%	16.6%	15.4%
% of FP17s for the same patient ID Re-attending between 3 & 9 months - Children	102	303	33.7%	44.8%	48.8%	58.9%
% of FP17s for the same patient ID Re-attending between 3 & 9 months - Adults	119	419	28.4%	37.3%	39.3%	51.6%
% of FP17s for Band 1 Urgent Courses	10	499	2.0%	10.9%	10.6%	8.9%
% of FP17s Relating to Free Repair or Replacements	0	499	0.0%	0.5%	0.5%	0.8%
% of FP17s Relating to Continuations	1	499	0.2%	0.7%	0.7%	0.9%
% of Patients satisfied with the dentistry they have received	0	0	N/A	91.0%	90.4%	93.2%
% of Patients satisfied with the time they had to wait for an appointment	0	0	N/A	83.8%	85.3%	88.8%

* This is based on patients treated on this contract for their most recent course of treatment. Figures in italics indicate the base number of FP17s or Patient Questionnaire responses are less than 100. N/A is shown where the base number of responses is less than 10 during the period. % is calculated as Quantity/Base number*100

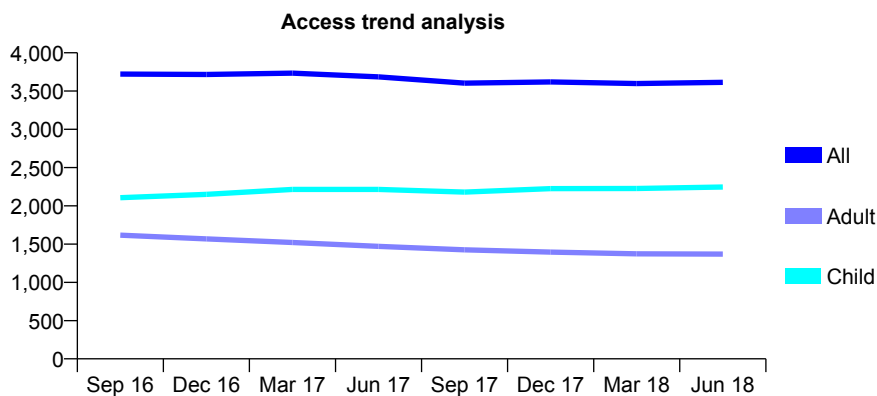
Q61 - Vital Signs At a Glance Contract Report for 166839/0001 - June 2018

Name or company name	Dr S Hirekodi and Mrs A Hirekodi
Contract type name	GDS Contract
Purpose of contract	General
Contract start date	01/04/2012
Contract end date	

18/19 Contracted general activity (UDA)	11,785
Carry forward general activity (UDA)	0
18/19 Contracted orthodontic activity (UOA)	0
Carry forward orthodontic activity (UOA)	0
Baseline contract value	£382,770.56

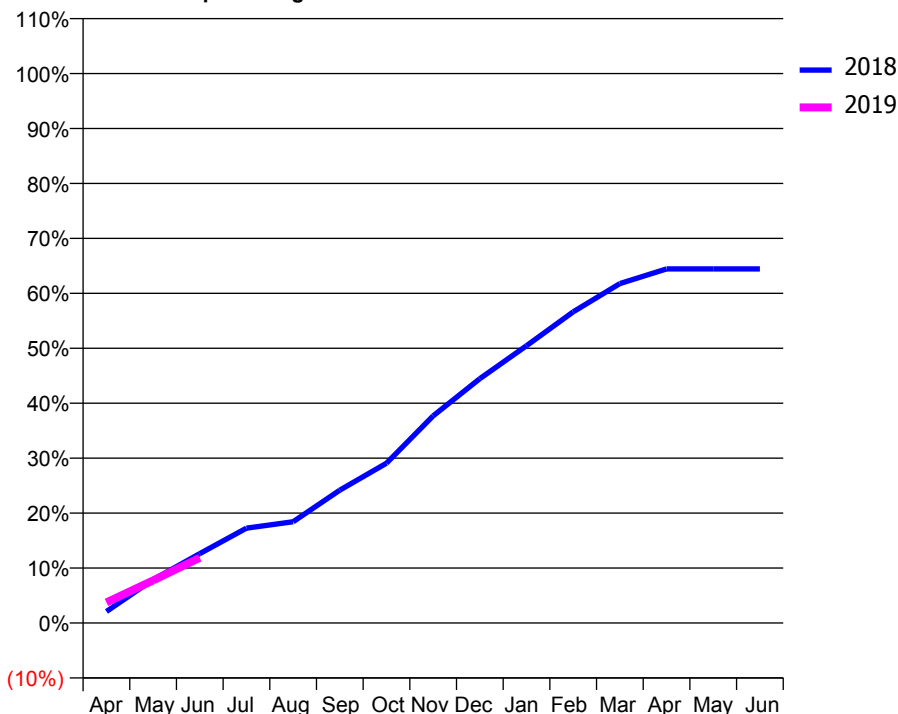
ACCESS*

Patients seen in 24 months	Total	Change since previous quarter
Quarter ending June 2017	3,686	
Quarter ending September 2017	3,604	↓
Quarter ending December 2017	3,620	→
Quarter ending March 2018	3,598	→
Quarter ending June 2018	3,614	→
Variance since June 2017	(2.0%)	↓



ACTIVITY

Cumulative percentage of contracted UDA delivered 2018 & 2019



Month	Adjusted Scheduled Activity (UDA)	
	2018	2019
April	247	442
May	932	913
June	1,489	1,400
July	2,034	
August	2,171	
September	2,851	
October	3,428	
November	4,442	
December	5,240	
January	5,947	
February	6,675	
March	7,280	
April	7,595	
May	7,595	
June	7,595	

QUALITY

	Quantity	Base Number	Contract	AT	Region	England
% of FP17s for the same patient ID Re-attending within 3 months - Children	32	585	5.5%	10.5%	11.5%	11.5%
% of FP17s for the same patient ID Re-attending within 3 months - Adults	34	298	11.4%	15.7%	16.6%	15.4%
% of FP17s for the same patient ID Re-attending between 3 & 9 months - Children	256	585	43.8%	44.8%	48.8%	58.9%
% of FP17s for the same patient ID Re-attending between 3 & 9 months - Adults	94	298	31.5%	37.3%	39.3%	51.6%
% of FP17s for Band 1 Urgent Courses	50	721	6.9%	10.9%	10.6%	8.9%
% of FP17s Relating to Free Repair or Replacements	0	721	0.0%	0.5%	0.5%	0.8%
% of FP17s Relating to Continuations	0	721	0.0%	0.7%	0.7%	0.9%
% of Patients satisfied with the dentistry they have received	0	0	N/A	91.0%	90.4%	93.2%
% of Patients satisfied with the time they had to wait for an appointment	0	0	N/A	83.8%	85.3%	88.8%

* This is based on patients treated on this contract for their most recent course of treatment. Figures in italics indicate the base number of FP17s or Patient Questionnaire responses are less than 100. N/A is shown where the base number of responses is less than 10 during the period. % is calculated as Quantity/Base number*100

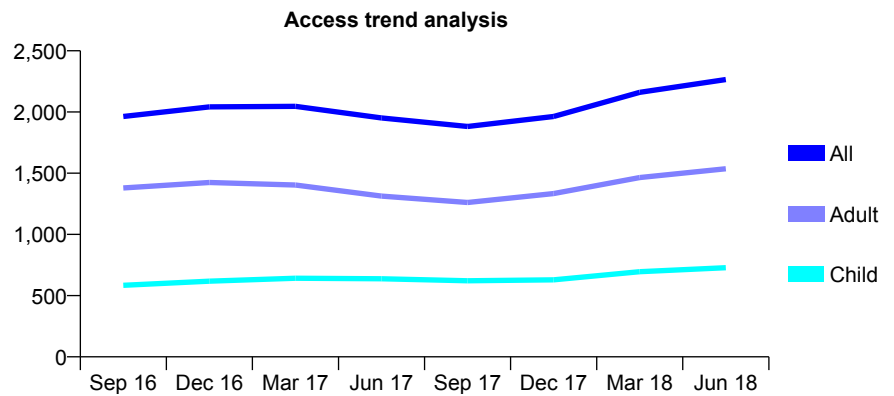
Q61 - Vital Signs At a Glance Contract Report for 167371/0001 - June 2018

Name or company name	All Smiles Dental Care
Contract type name	GDS Contract
Purpose of contract	General
Contract start date	01/09/2014
Contract end date	

18/19 Contracted general activity (UDA)	5,168
Carry forward general activity (UDA)	0
18/19 Contracted orthodontic activity (UOA)	0
Carry forward orthodontic activity (UOA)	0
Baseline contract value	£148,322.44

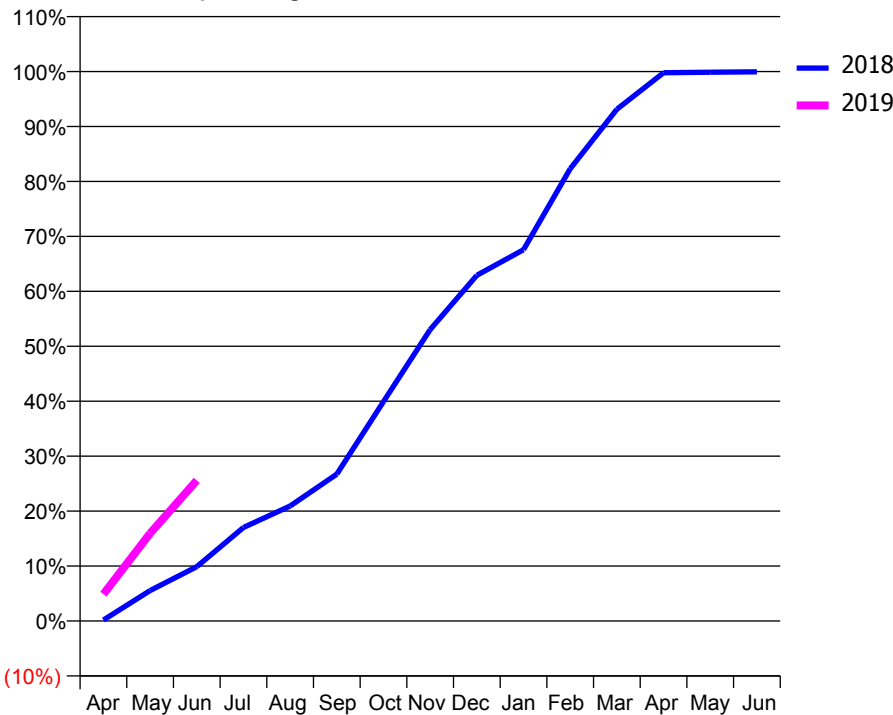
ACCESS*

Patients seen in 24 months	Total	Change since previous quarter
Quarter ending June 2017	1,951	
Quarter ending September 2017	1,882	↓
Quarter ending December 2017	1,963	↑
Quarter ending March 2018	2,161	↑
Quarter ending June 2018	2,265	↑
Variance since June 2017	16.1%	↑



ACTIVITY

Cumulative percentage of contracted UDA delivered 2018 & 2019



Month	Adjusted Scheduled Activity (UDA)	
	2018	2019
April	9	253
May	286	824
June	511	1,322
July	880	
August	1,082	
September	1,382	
October	2,064	
November	2,741	
December	3,252	
January	3,492	
February	4,253	
March	4,813	
April	5,157	
May	5,161	
June	5,165	

QUALITY

	Quantity	Base Number	Contract	AT	Region	England
% of FP17s for the same patient ID Re-attending within 3 months - Children	17	231	7.4%	10.5%	11.5%	11.5%
% of FP17s for the same patient ID Re-attending within 3 months - Adults	75	446	16.8%	15.7%	16.6%	15.4%
% of FP17s for the same patient ID Re-attending between 3 & 9 months - Children	58	231	25.1%	44.8%	48.8%	58.9%
% of FP17s for the same patient ID Re-attending between 3 & 9 months - Adults	107	446	24.0%	37.3%	39.3%	51.6%
% of FP17s for Band 1 Urgent Courses	42	539	7.8%	10.9%	10.6%	8.9%
% of FP17s Relating to Free Repair or Replacements	4	539	0.7%	0.5%	0.5%	0.8%
% of FP17s Relating to Continuations	4	539	0.7%	0.7%	0.7%	0.9%
% of Patients satisfied with the dentistry they have received	0	0	N/A	91.0%	90.4%	93.2%
% of Patients satisfied with the time they had to wait for an appointment	0	0	N/A	83.8%	85.3%	88.8%

* This is based on patients treated on this contract for their most recent course of treatment. Figures in italics indicate the base number of FP17s or Patient Questionnaire responses are less than 100. N/A is shown where the base number of responses is less than 10 during the period. % is calculated as Quantity/Base number*100

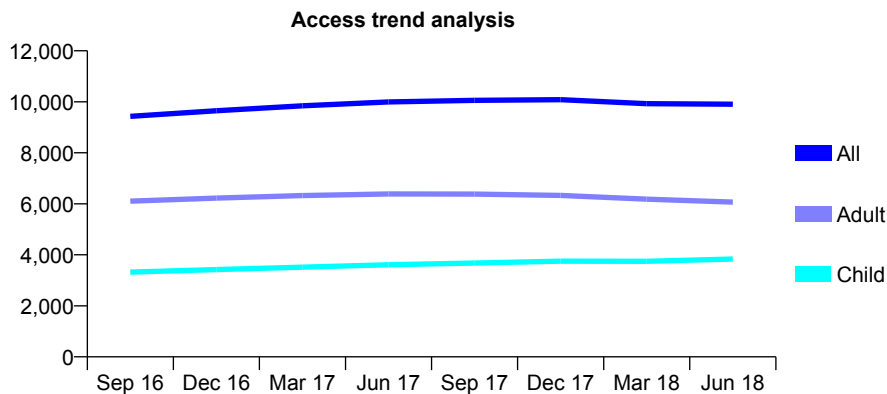
Q61 - Vital Signs At a Glance Contract Report for 168009/0001 - June 2018

Name or company name	East Street Dental Ltd
Contract type name	GDS Contract
Purpose of contract	General
Contract start date	01/12/2007
Contract end date	

18/19 Contracted general activity (UDA)	24,937
Carry forward general activity (UDA)	0
18/19 Contracted orthodontic activity (UOA)	0
Carry forward orthodontic activity (UOA)	0
Baseline contract value	£793,166.42

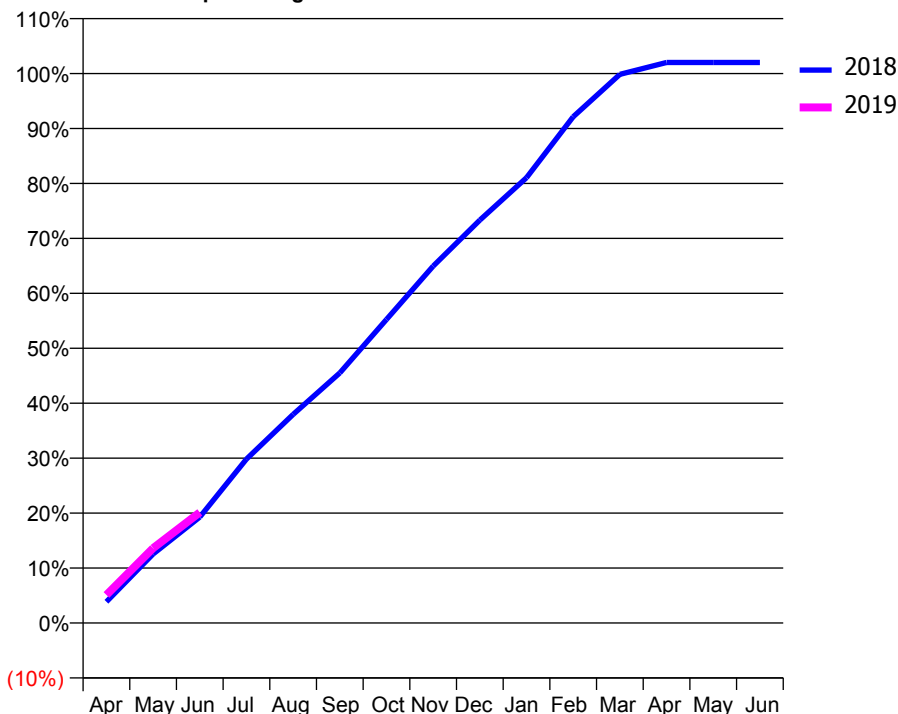
ACCESS*

Patients seen in 24 months	Total	Change since previous quarter
Quarter ending June 2017	9,994	
Quarter ending September 2017	10,057	→
Quarter ending December 2017	10,083	→
Quarter ending March 2018	9,929	↓
Quarter ending June 2018	9,905	→
Variance since June 2017	(0.9%)	→



ACTIVITY

Cumulative percentage of contracted UDA delivered 2018 & 2019



Adjusted Scheduled Activity (UDA)

Month	2018	2019
April	965	1,275
May	3,132	3,398
June	4,806	5,021
July	7,440	
August	9,467	
September	11,347	
October	13,779	
November	16,197	
December	18,287	
January	20,209	
February	22,976	
March	24,901	
April	25,436	
May	25,438	
June	25,437	

QUALITY

	Quantity	Base Number	Contract	AT	Region	England
% of FP17s for the same patient ID Re-attending within 3 months - Children	44	1,149	3.8%	10.5%	11.5%	11.5%
% of FP17s for the same patient ID Re-attending within 3 months - Adults	108	1,371	7.9%	15.7%	16.6%	15.4%
% of FP17s for the same patient ID Re-attending between 3 & 9 months - Children	587	1,149	51.1%	44.8%	48.8%	58.9%
% of FP17s for the same patient ID Re-attending between 3 & 9 months - Adults	573	1,371	41.8%	37.3%	39.3%	51.6%
% of FP17s for Band 1 Urgent Courses	185	2,309	8.0%	10.9%	10.6%	8.9%
% of FP17s Relating to Free Repair or Replacements	12	2,309	0.5%	0.5%	0.5%	0.8%
% of FP17s Relating to Continuations	6	2,309	0.3%	0.7%	0.7%	0.9%
% of Patients satisfied with the dentistry they have received	1	1	N/A	91.0%	90.4%	93.2%
% of Patients satisfied with the time they had to wait for an appointment	1	1	N/A	83.8%	85.3%	88.8%

* This is based on patients treated on this contract for their most recent course of treatment. Figures in italics indicate the base number of FP17s or Patient Questionnaire responses are less than 100. N/A is shown where the base number of responses is less than 10 during the period. % is calculated as Quantity/Base number*100

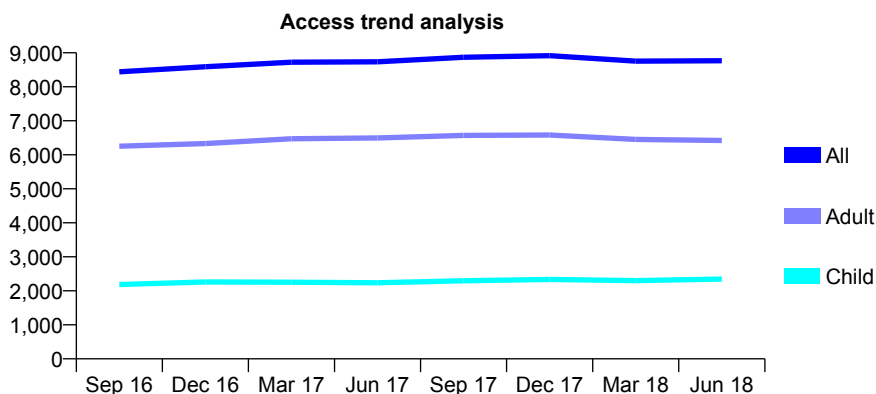
Q61 - Vital Signs At a Glance Contract Report for 169234/0001 - June 2018

Name or company name	Hoe St Dental Surgery Ltd
Contract type name	GDS Contract
Purpose of contract	General
Contract start date	01/11/2011
Contract end date	

18/19 Contracted general activity (UDA)	24,870
Carry forward general activity (UDA)	0
18/19 Contracted orthodontic activity (UOA)	0
Carry forward orthodontic activity (UOA)	0
Baseline contract value	£703,040.24

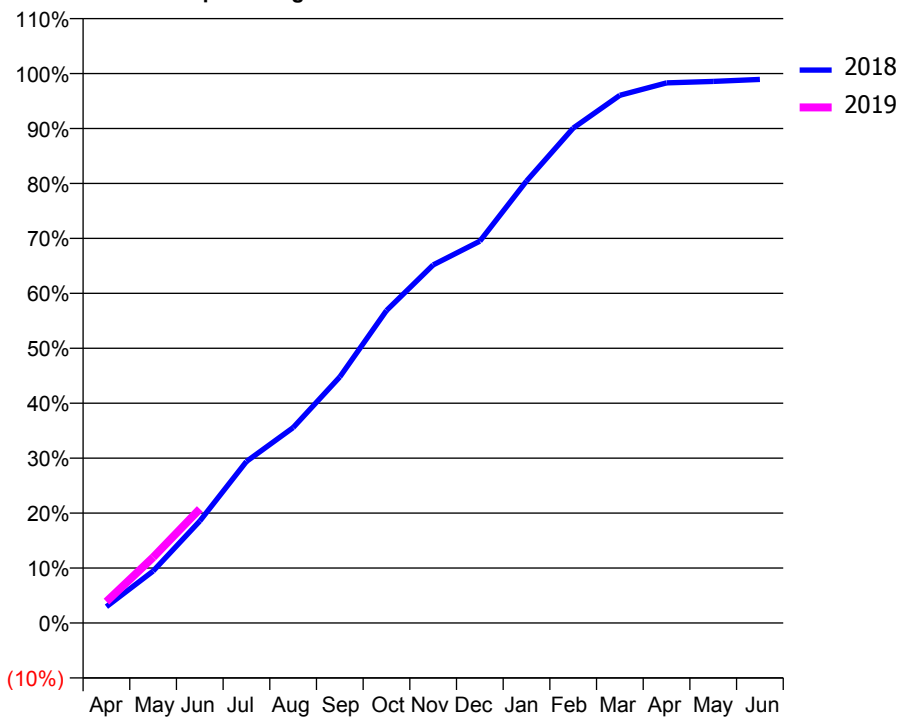
ACCESS*

Patients seen in 24 months	Total	Change since previous quarter
Quarter ending June 2017	8,735	
Quarter ending September 2017	8,868	→
Quarter ending December 2017	8,915	→
Quarter ending March 2018	8,753	↓
Quarter ending June 2018	8,767	→
Variance since June 2017	0.4%	→



ACTIVITY

Cumulative percentage of contracted UDA delivered 2018 & 2019



Month	Adjusted Scheduled Activity (UDA)	
	2018	2019
April	741	966
May	2,354	2,969
June	4,614	5,162
July	7,314	
August	8,843	
September	11,135	
October	14,146	
November	16,210	
December	17,282	
January	20,006	
February	22,399	
March	23,883	
April	24,448	
May	24,514	
June	24,604	

QUALITY

	Quantity	Base Number	Contract	AT	Region	England
% of FP17s for the same patient ID Re-attending within 3 months - Children	49	563	8.7%	10.5%	11.5%	11.5%
% of FP17s for the same patient ID Re-attending within 3 months - Adults	122	1,307	9.3%	15.7%	16.6%	15.4%
% of FP17s for the same patient ID Re-attending between 3 & 9 months - Children	160	563	28.4%	44.8%	48.8%	58.9%
% of FP17s for the same patient ID Re-attending between 3 & 9 months - Adults	292	1,307	22.3%	37.3%	39.3%	51.6%
% of FP17s for Band 1 Urgent Courses	123	1,449	8.5%	10.9%	10.6%	8.9%
% of FP17s Relating to Free Repair or Replacements	8	1,449	0.6%	0.5%	0.5%	0.8%
% of FP17s Relating to Continuations	16	1,449	1.1%	0.7%	0.7%	0.9%
% of Patients satisfied with the dentistry they have received	3	3	N/A	91.0%	90.4%	93.2%
% of Patients satisfied with the time they had to wait for an appointment	1	3	N/A	83.8%	85.3%	88.8%

* This is based on patients treated on this contract for their most recent course of treatment. Figures in italics indicate the base number of FP17s or Patient Questionnaire responses are less than 100. N/A is shown where the base number of responses is less than 10 during the period. % is calculated as Quantity/Base number*100

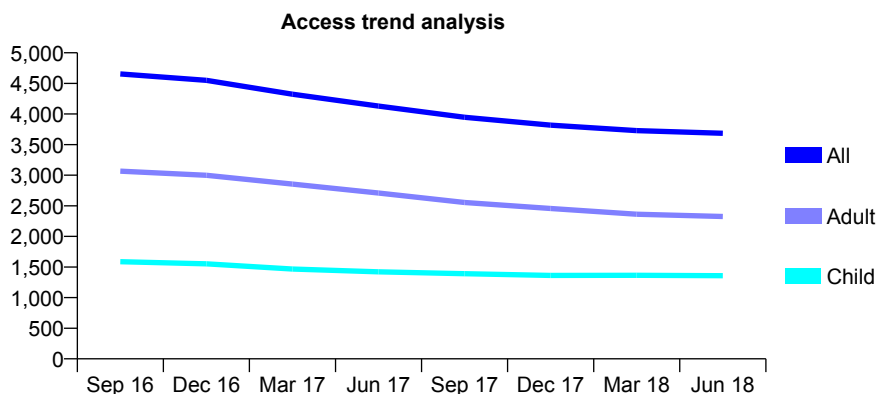
Q61 - Vital Signs At a Glance Contract Report for 169285/0001 - June 2018

Name or company name	TMG Dentistry Ltd
Contract type name	Pilot Contract
Purpose of contract	General
Contract start date	01/04/2010
Contract end date	

18/19 Contracted general activity (UDA)	12,000
Carry forward general activity (UDA)	0
18/19 Contracted orthodontic activity (UOA)	0
Carry forward orthodontic activity (UOA)	0
Baseline contract value	£403,898.39

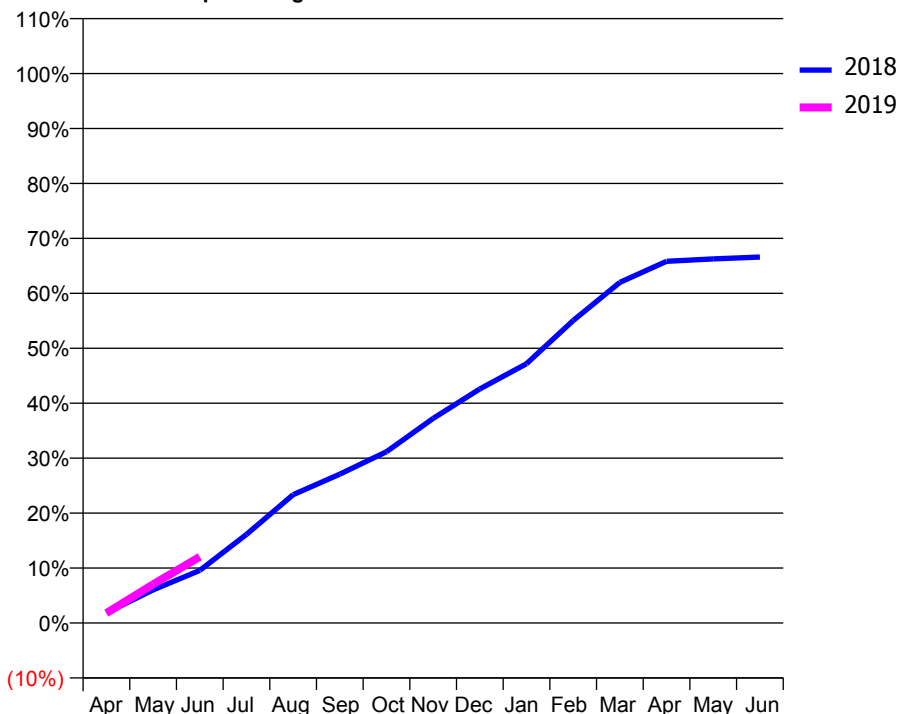
ACCESS*

Patients seen in 24 months	Total	Change since previous quarter
Quarter ending June 2017	4,130	
Quarter ending September 2017	3,946	↓
Quarter ending December 2017	3,818	↓
Quarter ending March 2018	3,729	↓
Quarter ending June 2018	3,685	↓
Variance since June 2017	(10.8%)	↓



ACTIVITY

Cumulative percentage of contracted UDA delivered 2018 & 2019



Month	Adjusted Scheduled Activity (UDA)	
	2018	2019
April	220	218
May	724	845
June	1,149	1,445
July	1,936	
August	2,801	
September	3,252	
October	3,741	
November	4,468	
December	5,112	
January	5,664	
February	6,605	
March	7,438	
April	7,899	
May	7,952	
June	7,991	

QUALITY

	Quantity	Base Number	Contract	AT	Region	England
% of FP17s for the same patient ID Re-attending within 3 months - Children	25	370	6.8%	10.5%	11.5%	11.5%
% of FP17s for the same patient ID Re-attending within 3 months - Adults	56	542	10.3%	15.7%	16.6%	15.4%
% of FP17s for the same patient ID Re-attending between 3 & 9 months - Children	109	370	29.5%	44.8%	48.8%	58.9%
% of FP17s for the same patient ID Re-attending between 3 & 9 months - Adults	122	542	22.5%	37.3%	39.3%	51.6%
% of FP17s for Band 1 Urgent Courses	58	701	8.3%	10.9%	10.6%	8.9%
% of FP17s Relating to Free Repair or Replacements	0	701	0.0%	0.5%	0.5%	0.8%
% of FP17s Relating to Continuations	2	701	0.3%	0.7%	0.7%	0.9%
% of Patients satisfied with the dentistry they have received	0	0	N/A	91.0%	90.4%	93.2%
% of Patients satisfied with the time they had to wait for an appointment	0	0	N/A	83.8%	85.3%	88.8%

* This is based on patients treated on this contract for their most recent course of treatment. Figures in italics indicate the base number of FP17s or Patient Questionnaire responses are less than 100. N/A is shown where the base number of responses is less than 10 during the period. % is calculated as Quantity/Base number*100

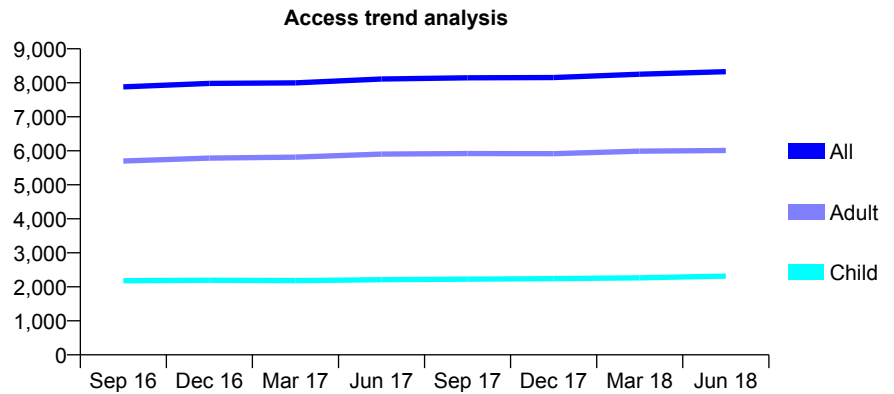
Q61 - Vital Signs At a Glance Contract Report for 170070/0001 - June 2018

Name or company name	Chadwell Dental Practice Ltd
Contract type name	GDS Contract
Purpose of contract	General
Contract start date	01/06/2011
Contract end date	

18/19 Contracted general activity (UDA)	23,737
Carry forward general activity (UDA)	0
18/19 Contracted orthodontic activity (UOA)	0
Carry forward orthodontic activity (UOA)	0
Baseline contract value	£571,914.55

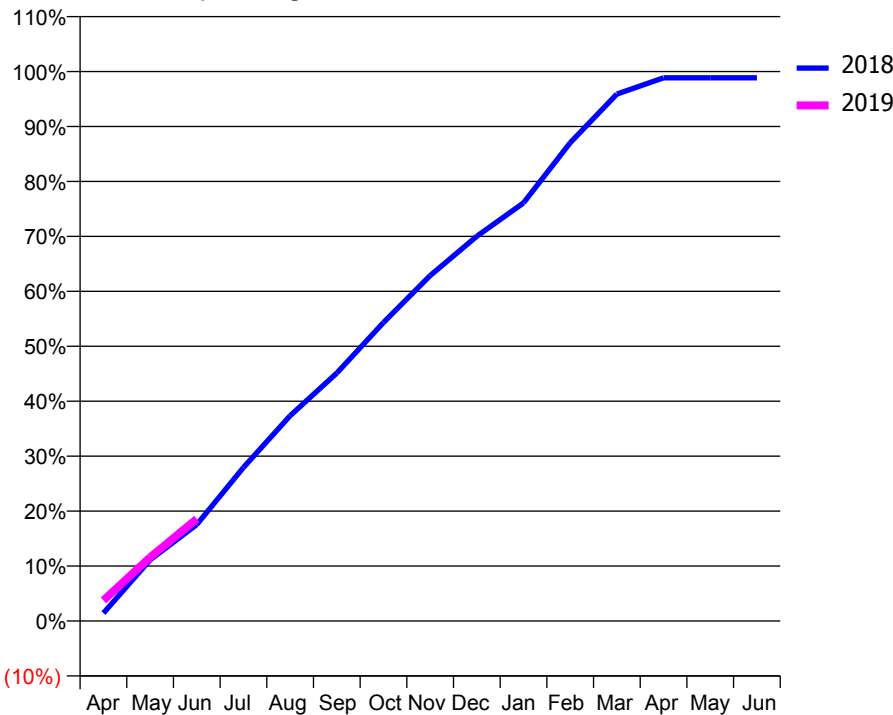
ACCESS*

Patients seen in 24 months	Total	Change since previous quarter
Quarter ending June 2017	8,111	
Quarter ending September 2017	8,147	→
Quarter ending December 2017	8,154	→
Quarter ending March 2018	8,254	→
Quarter ending June 2018	8,326	→
Variance since June 2017	2.7%	↑



ACTIVITY

Cumulative percentage of contracted UDA delivered 2018 & 2019



Month	Adjusted Scheduled Activity (UDA)	
	2018	2019
April	345	890
May	2,639	2,749
June	4,170	4,412
July	6,630	
August	8,868	
September	10,712	
October	12,894	
November	14,924	
December	16,619	
January	18,063	
February	20,661	
March	22,762	
April	23,466	
May	23,466	
June	23,466	

QUALITY

	Quantity	Base Number	Contract	AT	Region	England
% of FP17s for the same patient ID Re-attending within 3 months - Children	78	691	11.3%	10.5%	11.5%	11.5%
% of FP17s for the same patient ID Re-attending within 3 months - Adults	262	1,767	14.8%	15.7%	16.6%	15.4%
% of FP17s for the same patient ID Re-attending between 3 & 9 months - Children	293	691	42.4%	44.8%	48.8%	58.9%
% of FP17s for the same patient ID Re-attending between 3 & 9 months - Adults	884	1,767	50.0%	37.3%	39.3%	51.6%
% of FP17s for Band 1 Urgent Courses	84	2,150	3.9%	10.9%	10.6%	8.9%
% of FP17s Relating to Free Repair or Replacements	26	2,150	1.2%	0.5%	0.5%	0.8%
% of FP17s Relating to Continuations	14	2,150	0.7%	0.7%	0.7%	0.9%
% of Patients satisfied with the dentistry they have received	4	4	N/A	91.0%	90.4%	93.2%
% of Patients satisfied with the time they had to wait for an appointment	4	4	N/A	83.8%	85.3%	88.8%

* This is based on patients treated on this contract for their most recent course of treatment. Figures in italics indicate the base number of FP17s or Patient Questionnaire responses are less than 100. N/A is shown where the base number of responses is less than 10 during the period. % is calculated as Quantity/Base number*100

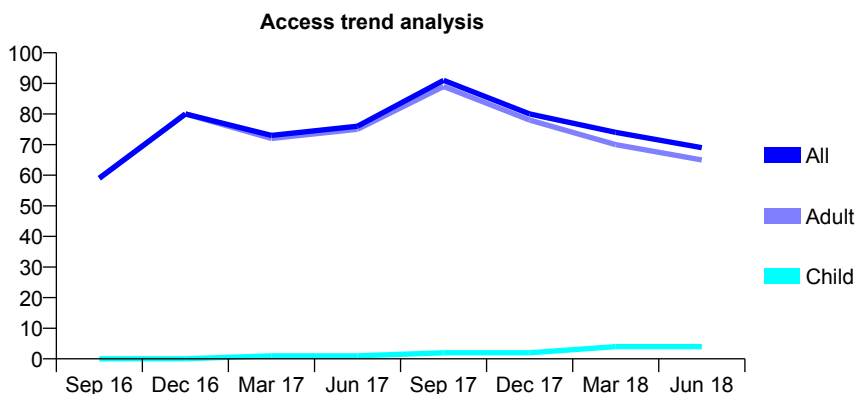
Q61 - Vital Signs At a Glance Contract Report for 170615/0001 - June 2018

Name or company name	Mr N.Nagpaul & Mr J. Ginty
Contract type name	PDS Contract
Purpose of contract	General
Contract start date	01/04/2009
Contract end date	31/03/2019

18/19 Contracted general activity (UDA)	276
Carry forward general activity (UDA)	0
18/19 Contracted orthodontic activity (UOA)	0
Carry forward orthodontic activity (UOA)	0
Baseline contract value	£55,047.47

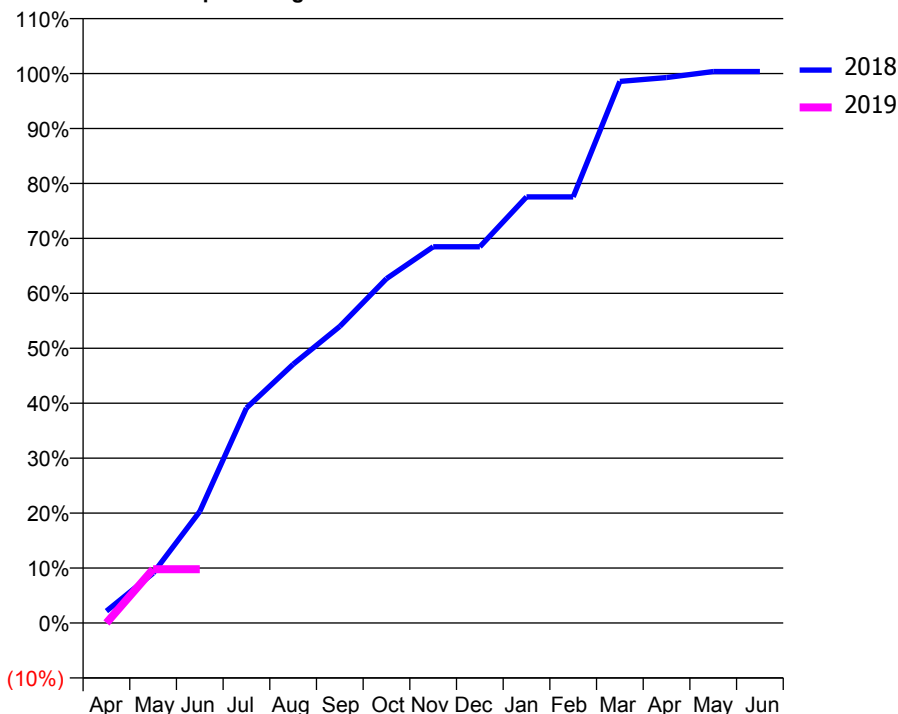
ACCESS*

Patients seen in 24 months	Total	Change since previous quarter
Quarter ending June 2017	76	
Quarter ending September 2017	91	↑
Quarter ending December 2017	80	↓
Quarter ending March 2018	74	↓
Quarter ending June 2018	69	↓
Variance since June 2017	(9.2%)	↓



ACTIVITY

Cumulative percentage of contracted UDA delivered 2018 & 2019



Month	Adjusted Scheduled Activity (UDA)	
	2018	2019
April	6	0
May	25	27
June	56	27
July	108	
August	130	
September	149	
October	173	
November	189	
December	189	
January	214	
February	214	
March	272	
April	274	
May	277	
June	277	

QUALITY

	Quantity	Base Number	Contract	AT	Region	England
% of FP17s for the same patient ID Re-attending within 3 months - Children	0	1	0.0%	10.5%	11.5%	11.5%
% of FP17s for the same patient ID Re-attending within 3 months - Adults	0	14	0.0%	15.7%	16.6%	15.4%
% of FP17s for the same patient ID Re-attending between 3 & 9 months - Children	0	1	0.0%	44.8%	48.8%	58.9%
% of FP17s for the same patient ID Re-attending between 3 & 9 months - Adults	0	14	0.0%	37.3%	39.3%	51.6%
% of FP17s for Band 1 Urgent Courses	0	11	0.0%	10.9%	10.6%	8.9%
% of FP17s Relating to Free Repair or Replacements	0	11	0.0%	0.5%	0.5%	0.8%
% of FP17s Relating to Continuations	0	11	0.0%	0.7%	0.7%	0.9%
% of Patients satisfied with the dentistry they have received	0	0	N/A	91.0%	90.4%	93.2%
% of Patients satisfied with the time they had to wait for an appointment	0	0	N/A	83.8%	85.3%	88.8%

* This is based on patients treated on this contract for their most recent course of treatment. Figures in italics indicate the base number of FP17s or Patient Questionnaire responses are less than 100. N/A is shown where the base number of responses is less than 10 during the period. % is calculated as Quantity/Base number*100

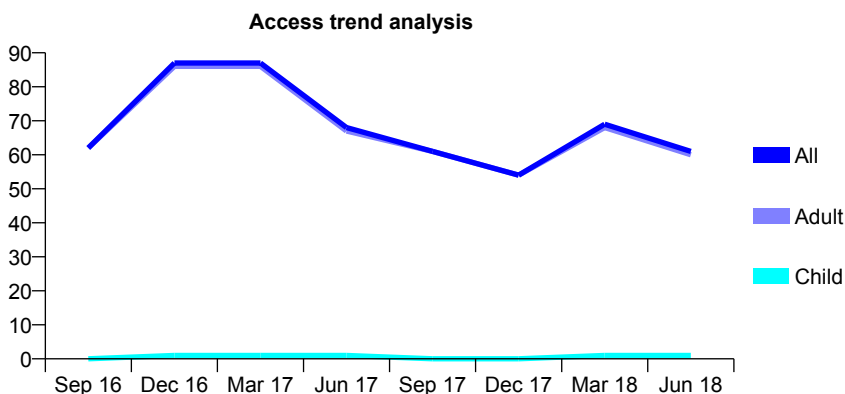
Q61 - Vital Signs At a Glance Contract Report for 170615/0002 - June 2018

Name or company name	Mr N.Nagpaul & Mr J. Ginty
Contract type name	PDS Contract
Purpose of contract	General
Contract start date	01/11/2009
Contract end date	31/03/2019

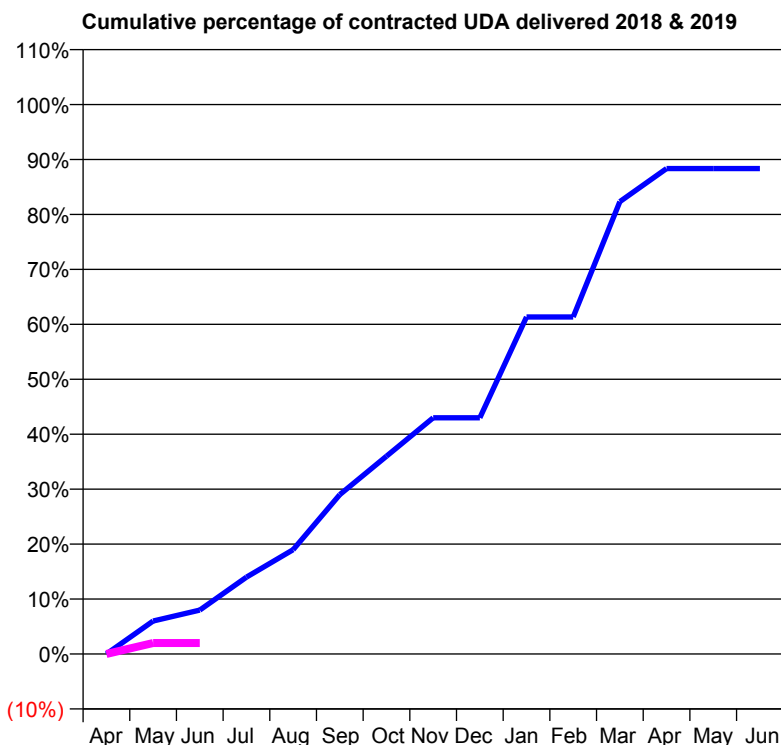
18/19 Contracted general activity (UDA)	300
Carry forward general activity (UDA)	0
18/19 Contracted orthodontic activity (UOA)	0
Carry forward orthodontic activity (UOA)	0
Baseline contract value	£61,277.37

ACCESS*

Patients seen in 24 months	Total	Change since previous quarter
Quarter ending June 2017	68	
Quarter ending September 2017	61	↓
Quarter ending December 2017	54	↓
Quarter ending March 2018	69	↑
Quarter ending June 2018	61	↓
Variance since June 2017	(10.3%)	↓



ACTIVITY



Month	Adjusted Scheduled Activity (UDA)	
	2018	2019
April	0	0
May	18	6
June	24	6
July	42	
August	57	
September	87	
October	108	
November	129	
December	129	
January	184	
February	184	
March	247	
April	265	
May	265	
June	265	

QUALITY

	Quantity	Base Number	Contract	AT	Region	England
% of FP17s for the same patient ID Re-attending within 3 months - Children	0	0	N/A	10.5%	11.5%	11.5%
% of FP17s for the same patient ID Re-attending within 3 months - Adults	0	8	0.0%	15.7%	16.6%	15.4%
% of FP17s for the same patient ID Re-attending between 3 & 9 months - Children	0	0	N/A	44.8%	48.8%	58.9%
% of FP17s for the same patient ID Re-attending between 3 & 9 months - Adults	0	8	0.0%	37.3%	39.3%	51.6%
% of FP17s for Band 1 Urgent Courses	0	2	0.0%	10.9%	10.6%	8.9%
% of FP17s Relating to Free Repair or Replacements	0	2	0.0%	0.5%	0.5%	0.8%
% of FP17s Relating to Continuations	0	2	0.0%	0.7%	0.7%	0.9%
% of Patients satisfied with the dentistry they have received	0	0	N/A	91.0%	90.4%	93.2%
% of Patients satisfied with the time they had to wait for an appointment	0	0	N/A	83.8%	85.3%	88.8%

* This is based on patients treated on this contract for their most recent course of treatment. Figures in italics indicate the base number of FP17s or Patient Questionnaire responses are less than 100. N/A is shown where the base number of responses is less than 10 during the period. % is calculated as Quantity/Base number*100

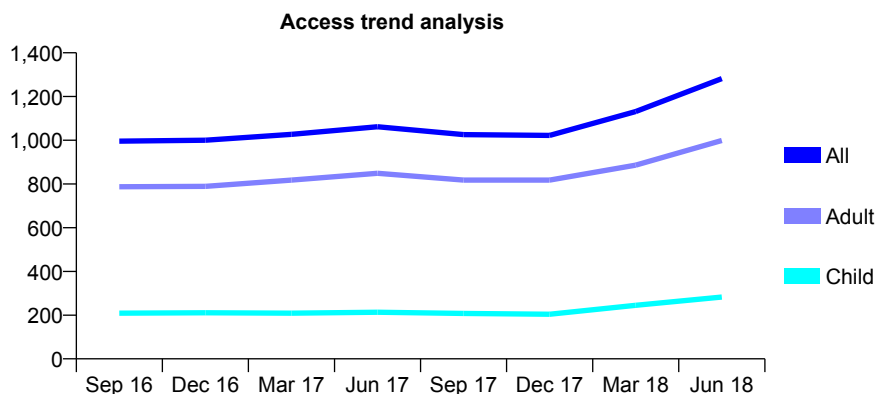
Q61 - Vital Signs At a Glance Contract Report for 170801/0001 - June 2018

Name or company name	Harwinder Kalsi
Contract type name	GDS Contract
Purpose of contract	General
Contract start date	01/06/2012
Contract end date	

18/19 Contracted general activity (UDA)	3,861
Carry forward general activity (UDA)	0
18/19 Contracted orthodontic activity (UOA)	0
Carry forward orthodontic activity (UOA)	0
Baseline contract value	£108,368.77

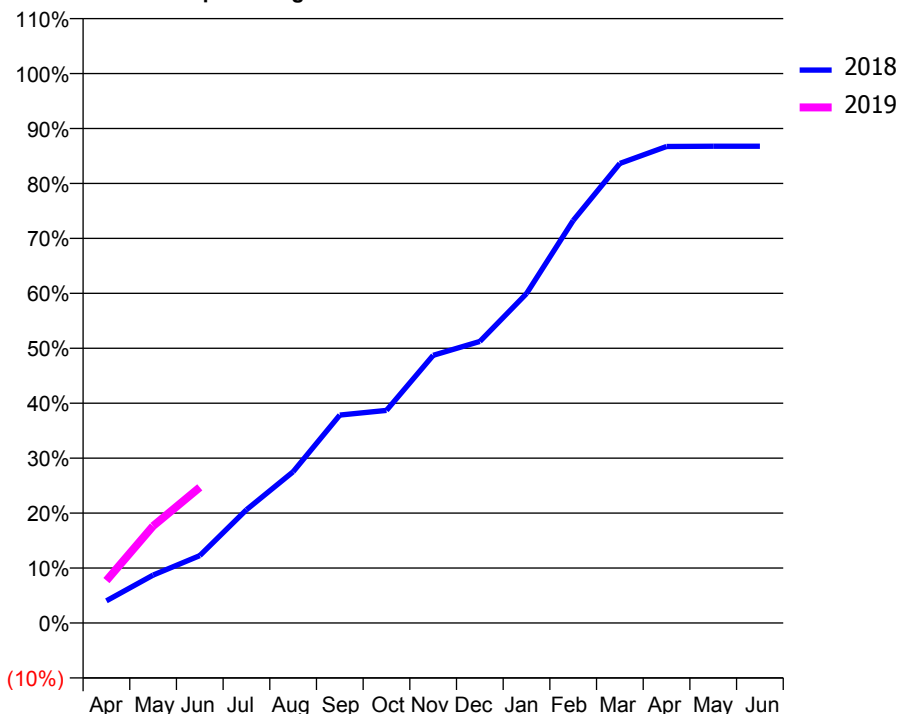
ACCESS*

Patients seen in 24 months	Total	Change since previous quarter
Quarter ending June 2017	1,062	
Quarter ending September 2017	1,026	↓
Quarter ending December 2017	1,022	→
Quarter ending March 2018	1,131	↑
Quarter ending June 2018	1,282	↑
Variance since June 2017	20.7%	↑



ACTIVITY

Cumulative percentage of contracted UDA delivered 2018 & 2019



Adjusted Scheduled Activity (UDA)

Month	2018	2019
April	156	298
May	336	682
June	474	953
July	796	
August	1,063	
September	1,462	
October	1,494	
November	1,881	
December	1,978	
January	2,315	
February	2,829	
March	3,229	
April	3,348	
May	3,350	
June	3,350	

QUALITY

	Quantity	Base Number	Contract	AT	Region	England
% of FP17s for the same patient ID Re-attending within 3 months - Children	10	93	10.8%	10.5%	11.5%	11.5%
% of FP17s for the same patient ID Re-attending within 3 months - Adults	71	351	20.2%	15.7%	16.6%	15.4%
% of FP17s for the same patient ID Re-attending between 3 & 9 months - Children	18	93	19.4%	44.8%	48.8%	58.9%
% of FP17s for the same patient ID Re-attending between 3 & 9 months - Adults	59	351	16.8%	37.3%	39.3%	51.6%
% of FP17s for Band 1 Urgent Courses	71	381	18.6%	10.9%	10.6%	8.9%
% of FP17s Relating to Free Repair or Replacements	0	381	0.0%	0.5%	0.5%	0.8%
% of FP17s Relating to Continuations	0	381	0.0%	0.7%	0.7%	0.9%
% of Patients satisfied with the dentistry they have received	0	0	N/A	91.0%	90.4%	93.2%
% of Patients satisfied with the time they had to wait for an appointment	0	0	N/A	83.8%	85.3%	88.8%

* This is based on patients treated on this contract for their most recent course of treatment. Figures in italics indicate the base number of FP17s or Patient Questionnaire responses are less than 100. N/A is shown where the base number of responses is less than 10 during the period. % is calculated as Quantity/Base number*100

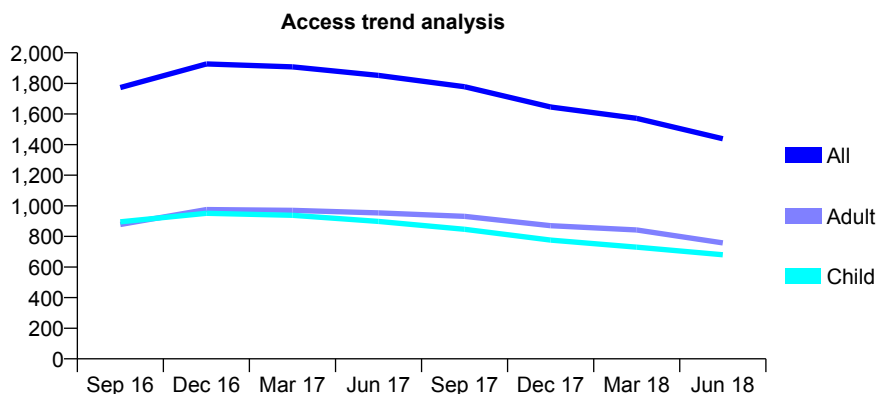
Q61 - Vital Signs At a Glance Contract Report for 171190/0001 - June 2018

Name or company name	The Dental Surgery
Contract type name	GDS Contract
Purpose of contract	General
Contract start date	01/03/2015
Contract end date	

18/19 Contracted general activity (UDA)	4,098
Carry forward general activity (UDA)	0
18/19 Contracted orthodontic activity (UOA)	0
Carry forward orthodontic activity (UOA)	0
Baseline contract value	£136,753.02

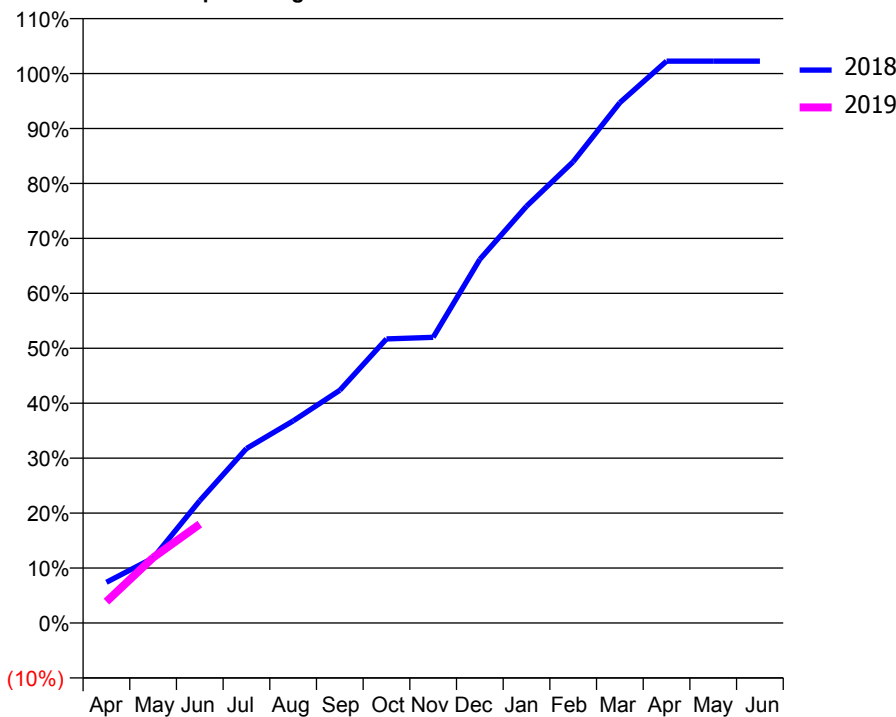
ACCESS*

Patients seen in 24 months	Total	Change since previous quarter
Quarter ending June 2017	1,852	
Quarter ending September 2017	1,778	↓
Quarter ending December 2017	1,646	↓
Quarter ending March 2018	1,572	↓
Quarter ending June 2018	1,438	↓
Variance since June 2017	(22.4%)	↓



ACTIVITY

Cumulative percentage of contracted UDA delivered 2018 & 2019



Adjusted Scheduled Activity (UDA)

Month	2018	2019
April	304	159
May	485	488
June	913	737
July	1,301	
August	1,507	
September	1,735	
October	2,119	
November	2,131	
December	2,712	
January	3,108	
February	3,440	
March	3,881	
April	4,190	
May	4,190	
June	4,190	

QUALITY

	Quantity	Base Number	Contract	AT	Region	England
% of FP17s for the same patient ID Re-attending within 3 months - Children	25	212	11.8%	10.5%	11.5%	11.5%
% of FP17s for the same patient ID Re-attending within 3 months - Adults	42	221	19.0%	15.7%	16.6%	15.4%
% of FP17s for the same patient ID Re-attending between 3 & 9 months - Children	92	212	43.4%	44.8%	48.8%	58.9%
% of FP17s for the same patient ID Re-attending between 3 & 9 months - Adults	101	221	45.7%	37.3%	39.3%	51.6%
% of FP17s for Band 1 Urgent Courses	31	311	10.0%	10.9%	10.6%	8.9%
% of FP17s Relating to Free Repair or Replacements	3	311	1.0%	0.5%	0.5%	0.8%
% of FP17s Relating to Continuations	4	311	1.3%	0.7%	0.7%	0.9%
% of Patients satisfied with the dentistry they have received	1	1	N/A	91.0%	90.4%	93.2%
% of Patients satisfied with the time they had to wait for an appointment	0	1	N/A	83.8%	85.3%	88.8%

* This is based on patients treated on this contract for their most recent course of treatment. Figures in italics indicate the base number of FP17s or Patient Questionnaire responses are less than 100. N/A is shown where the base number of responses is less than 10 during the period. % is calculated as Quantity/Base number*100

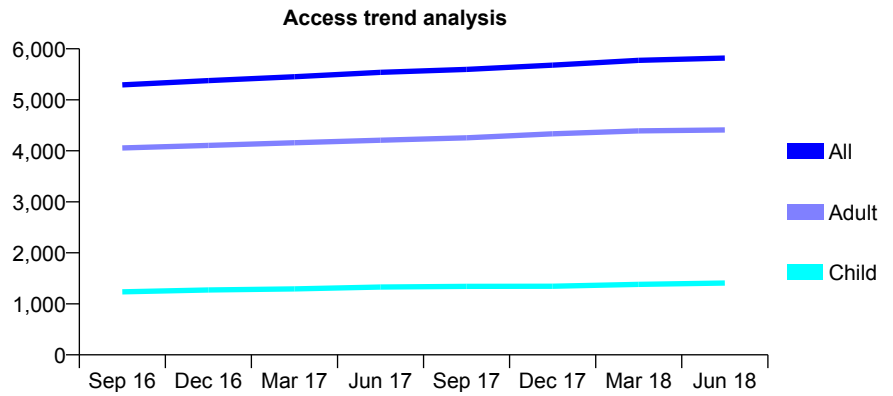
Q61 - Vital Signs At a Glance Contract Report for 173231/0001 - June 2018

Name or company name	S Shah and A Patel
Contract type name	GDS Contract
Purpose of contract	General
Contract start date	22/08/2013
Contract end date	

18/19 Contracted general activity (UDA)	14,477
Carry forward general activity (UDA)	0
18/19 Contracted orthodontic activity (UOA)	0
Carry forward orthodontic activity (UOA)	0
Baseline contract value	£342,106.38

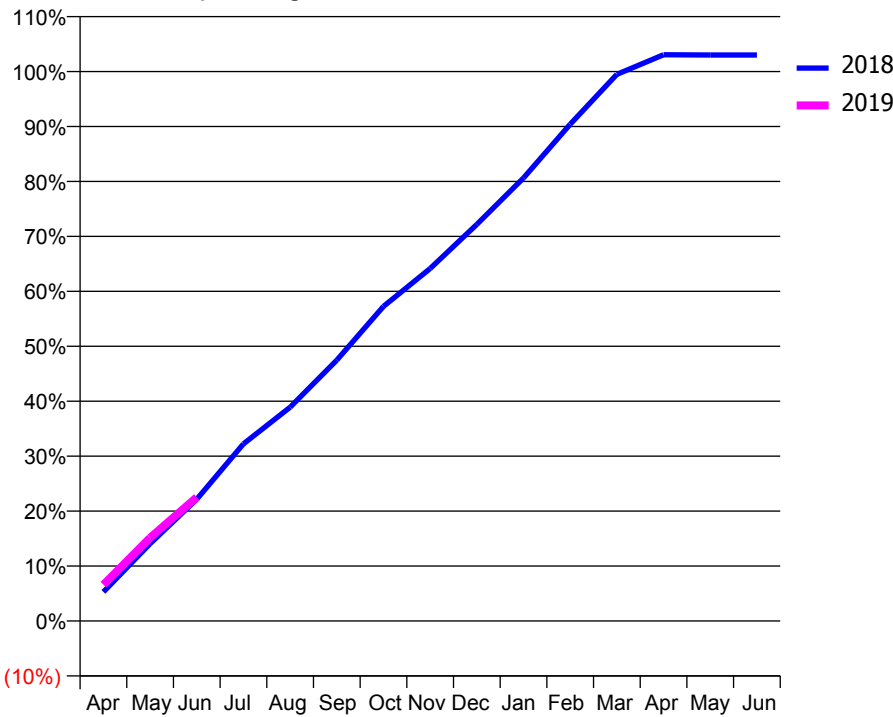
ACCESS*

Patients seen in 24 months	Total	Change since previous quarter
Quarter ending June 2017	5,538	
Quarter ending September 2017	5,597	→
Quarter ending December 2017	5,679	→
Quarter ending March 2018	5,773	→
Quarter ending June 2018	5,818	→
Variance since June 2017	5.1%	↑



ACTIVITY

Cumulative percentage of contracted UDA delivered 2018 & 2019



Month	Adjusted Scheduled Activity (UDA)	
	2018	2019
April	769	959
May	2,038	2,192
June	3,210	3,260
July	4,668	
August	5,632	
September	6,872	
October	8,289	
November	9,287	
December	10,451	
January	11,674	
February	13,089	
March	14,404	
April	14,918	
May	14,913	
June	14,910	

QUALITY

	Quantity	Base Number	Contract	AT	Region	England
% of FP17s for the same patient ID Re-attending within 3 months - Children	42	487	8.6%	10.5%	11.5%	11.5%
% of FP17s for the same patient ID Re-attending within 3 months - Adults	189	1,269	14.9%	15.7%	16.6%	15.4%
% of FP17s for the same patient ID Re-attending between 3 & 9 months - Children	258	487	53.0%	44.8%	48.8%	58.9%
% of FP17s for the same patient ID Re-attending between 3 & 9 months - Adults	545	1,269	42.9%	37.3%	39.3%	51.6%
% of FP17s for Band 1 Urgent Courses	151	1,518	9.9%	10.9%	10.6%	8.9%
% of FP17s Relating to Free Repair or Replacements	11	1,518	0.7%	0.5%	0.5%	0.8%
% of FP17s Relating to Continuations	6	1,518	0.4%	0.7%	0.7%	0.9%
% of Patients satisfied with the dentistry they have received	6	6	N/A	91.0%	90.4%	93.2%
% of Patients satisfied with the time they had to wait for an appointment	5	6	N/A	83.8%	85.3%	88.8%

* This is based on patients treated on this contract for their most recent course of treatment. Figures in italics indicate the base number of FP17s or Patient Questionnaire responses are less than 100. N/A is shown where the base number of responses is less than 10 during the period. % is calculated as Quantity/Base number*100

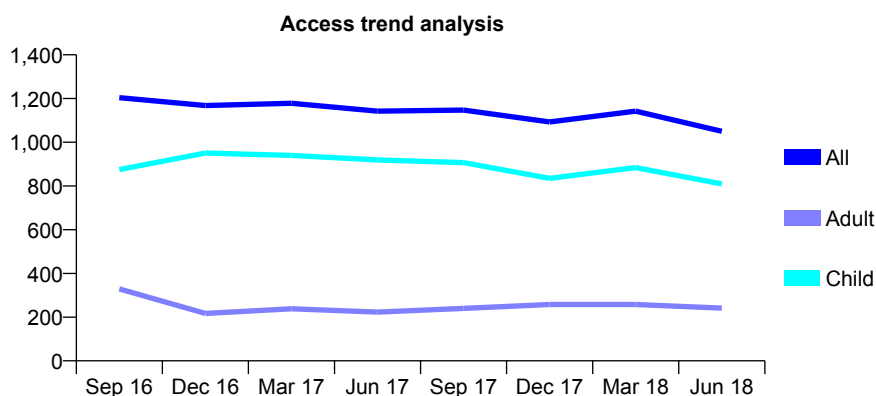
Q61 - Vital Signs At a Glance Contract Report for 174122/0001 - June 2018

Name or company name	Mr Matthew Power, Mrs Nicola Power and N
Contract type name	GDS Contract
Purpose of contract	General and Orthodontic
Contract start date	01/11/2010
Contract end date	

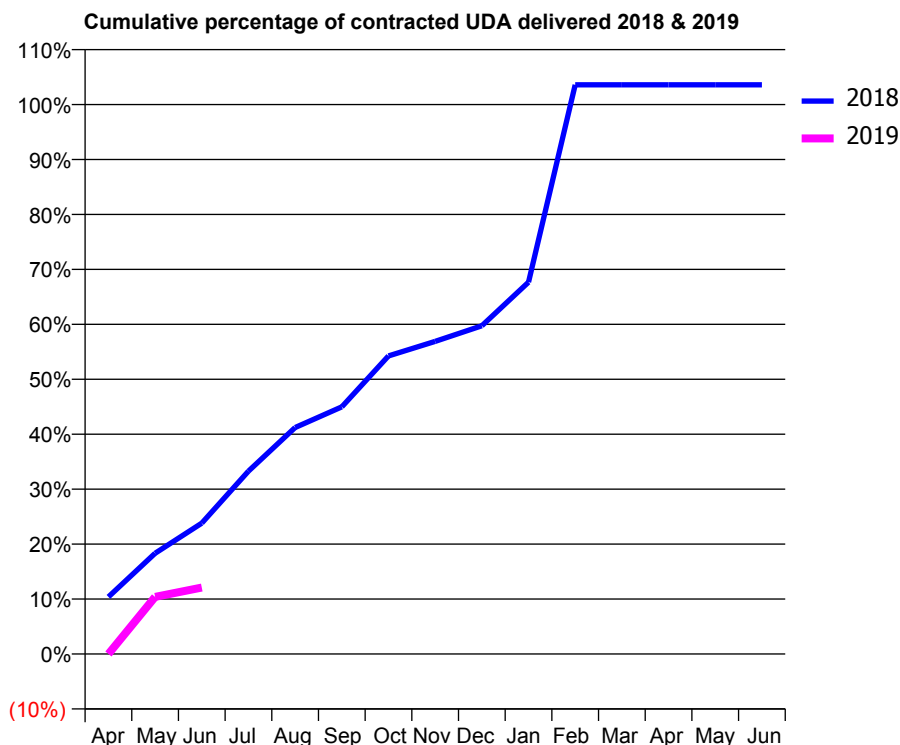
18/19 Contracted general activity (UDA)	529
Carry forward general activity (UDA)	0
18/19 Contracted orthodontic activity (UOA)	10,864
Carry forward orthodontic activity (UOA)	0
Baseline contract value	£762,075.58

ACCESS*

Patients seen in 24 months	Total	Change since previous quarter
Quarter ending June 2017	1,142	
Quarter ending September 2017	1,147	→
Quarter ending December 2017	1,093	↓
Quarter ending March 2018	1,142	↑
Quarter ending June 2018	1,050	↓
Variance since June 2017	(8.1%)	↓



ACTIVITY



Adjusted Scheduled Activity (UDA)		
Month	2018	2019
April	55	0
May	97	55
June	126	64
July	176	
August	218	
September	238	
October	287	
November	301	
December	316	
January	358	
February	548	
March	548	
April	548	
May	548	
June	548	

QUALITY

	Quantity	Base Number	Contract	AT	Region	England
% of FP17s for the same patient ID Re-attending within 3 months - Children	6	188	3.2%	10.5%	11.5%	11.5%
% of FP17s for the same patient ID Re-attending within 3 months - Adults	0	14	0.0%	15.7%	16.6%	15.4%
% of FP17s for the same patient ID Re-attending between 3 & 9 months - Children	11	188	5.9%	44.8%	48.8%	58.9%
% of FP17s for the same patient ID Re-attending between 3 & 9 months - Adults	0	14	0.0%	37.3%	39.3%	51.6%
% of FP17s for Band 1 Urgent Courses	0	50	0.0%	10.9%	10.6%	8.9%
% of FP17s Relating to Free Repair or Replacements	0	50	0.0%	0.5%	0.5%	0.8%
% of FP17s Relating to Continuations	0	50	0.0%	0.7%	0.7%	0.9%
% of Patients satisfied with the dentistry they have received	0	0	N/A	91.0%	90.4%	93.2%
% of Patients satisfied with the time they had to wait for an appointment	0	0	N/A	83.8%	85.3%	88.8%

* This is based on patients treated on this contract for their most recent course of treatment. Figures in italics indicate the base number of FP17s or Patient Questionnaire responses are less than 100. N/A is shown where the base number of responses is less than 10 during the period. % is calculated as Quantity/Base number*100

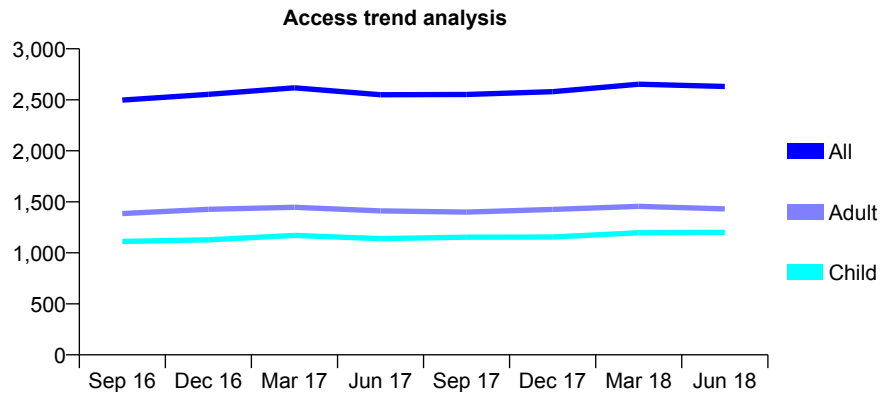
Q61 - Vital Signs At a Glance Contract Report for 175773/0001 - June 2018

Name or company name	Mr Monsur Hannan & Mr Amin Mandegarar
Contract type name	GDS Contract
Purpose of contract	General
Contract start date	01/04/2008
Contract end date	

18/19 Contracted general activity (UDA)	5,256
Carry forward general activity (UDA)	0
18/19 Contracted orthodontic activity (UOA)	0
Carry forward orthodontic activity (UOA)	0
Baseline contract value	£144,676.12

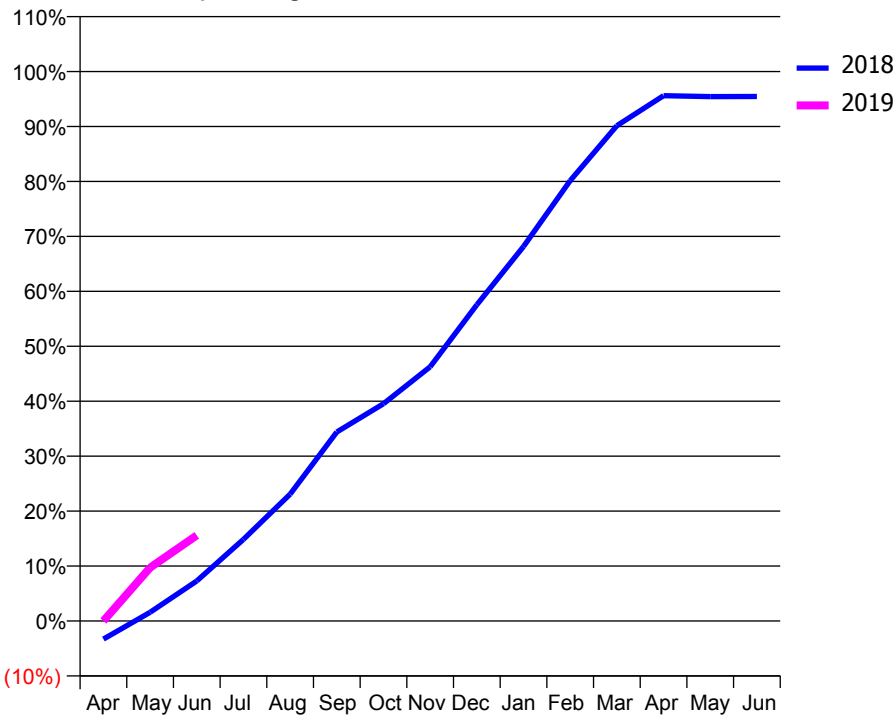
ACCESS*

Patients seen in 24 months	Total	Change since previous quarter
Quarter ending June 2017	2,550	
Quarter ending September 2017	2,552	→
Quarter ending December 2017	2,580	→
Quarter ending March 2018	2,653	↑
Quarter ending June 2018	2,631	→
Variance since June 2017	3.2%	↑



ACTIVITY

Cumulative percentage of contracted UDA delivered 2018 & 2019



Month	2018	2019
April	-174	0
May	83	511
June	384	820
July	782	
August	1,214	
September	1,808	
October	2,078	
November	2,431	
December	3,025	
January	3,582	
February	4,213	
March	4,738	
April	5,025	
May	5,016	
June	5,017	

QUALITY

	Quantity	Base Number	Contract	AT	Region	England
% of FP17s for the same patient ID Re-attending within 3 months - Children	19	288	6.6%	10.5%	11.5%	11.5%
% of FP17s for the same patient ID Re-attending within 3 months - Adults	40	289	13.8%	15.7%	16.6%	15.4%
% of FP17s for the same patient ID Re-attending between 3 & 9 months - Children	154	288	53.5%	44.8%	48.8%	58.9%
% of FP17s for the same patient ID Re-attending between 3 & 9 months - Adults	99	289	34.3%	37.3%	39.3%	51.6%
% of FP17s for Band 1 Urgent Courses	63	462	13.6%	10.9%	10.6%	8.9%
% of FP17s Relating to Free Repair or Replacements	0	462	0.0%	0.5%	0.5%	0.8%
% of FP17s Relating to Continuations	0	462	0.0%	0.7%	0.7%	0.9%
% of Patients satisfied with the dentistry they have received	1	1	N/A	91.0%	90.4%	93.2%
% of Patients satisfied with the time they had to wait for an appointment	1	1	N/A	83.8%	85.3%	88.8%

* This is based on patients treated on this contract for their most recent course of treatment. Figures in italics indicate the base number of FP17s or Patient Questionnaire responses are less than 100. N/A is shown where the base number of responses is less than 10 during the period. % is calculated as Quantity/Base number*100

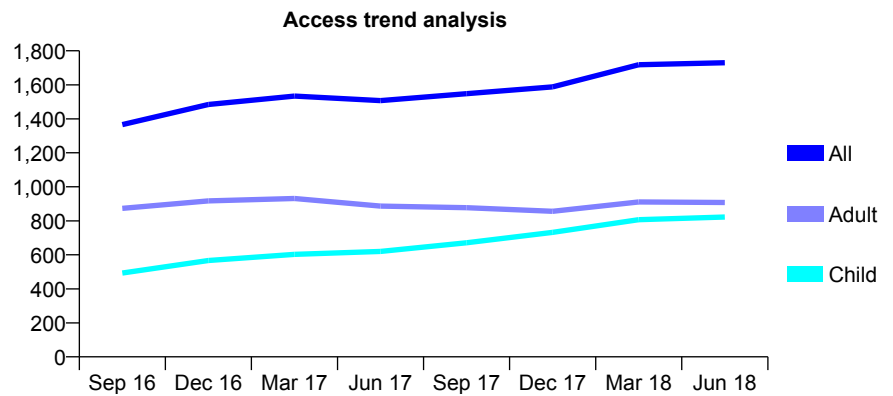
Q61 - Vital Signs At a Glance Contract Report for 176230/0001 - June 2018

Name or company name	Bell Lane Smile Dental Practice
Contract type name	GDS Contract
Purpose of contract	General
Contract start date	01/11/2014
Contract end date	

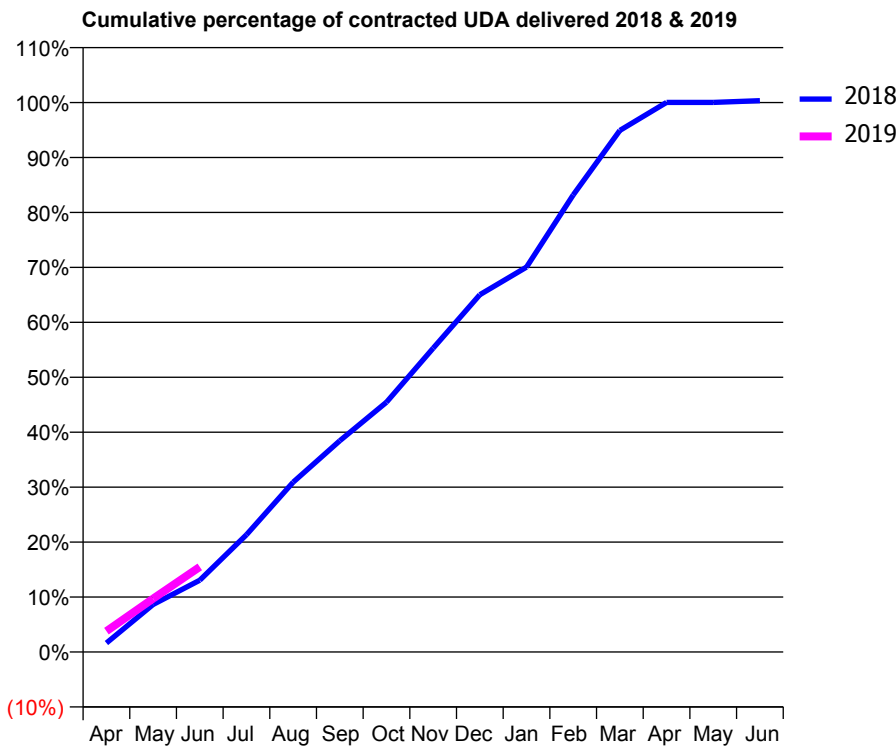
18/19 Contracted general activity (UDA)	5,430
Carry forward general activity (UDA)	0
18/19 Contracted orthodontic activity (UOA)	0
Carry forward orthodontic activity (UOA)	0
Baseline contract value	£153,929.88

ACCESS*

Patients seen in 24 months	Total	Change since previous quarter
Quarter ending June 2017	1,507	
Quarter ending September 2017	1,548	↑
Quarter ending December 2017	1,588	↑
Quarter ending March 2018	1,718	↑
Quarter ending June 2018	1,730	→
Variance since June 2017	14.8%	↑



ACTIVITY



Adjusted Scheduled Activity (UDA)		
Month	2018	2019
April	89	206
May	470	527
June	709	841
July	1,159	
August	1,678	
September	2,088	
October	2,468	
November	3,002	
December	3,531	
January	3,803	
February	4,516	
March	5,154	
April	5,431	
May	5,431	
June	5,449	

QUALITY

	Quantity	Base Number	Contract	AT	Region	England
% of FP17s for the same patient ID Re-attending within 3 months - Children	26	357	7.3%	10.5%	11.5%	11.5%
% of FP17s for the same patient ID Re-attending within 3 months - Adults	42	226	18.6%	15.7%	16.6%	15.4%
% of FP17s for the same patient ID Re-attending between 3 & 9 months - Children	232	357	65.0%	44.8%	48.8%	58.9%
% of FP17s for the same patient ID Re-attending between 3 & 9 months - Adults	66	226	29.2%	37.3%	39.3%	51.6%
% of FP17s for Band 1 Urgent Courses	12	367	3.3%	10.9%	10.6%	8.9%
% of FP17s Relating to Free Repair or Replacements	0	367	0.0%	0.5%	0.5%	0.8%
% of FP17s Relating to Continuations	3	367	0.8%	0.7%	0.7%	0.9%
% of Patients satisfied with the dentistry they have received	1	1	N/A	91.0%	90.4%	93.2%
% of Patients satisfied with the time they had to wait for an appointment	1	1	N/A	83.8%	85.3%	88.8%

* This is based on patients treated on this contract for their most recent course of treatment. Figures in italics indicate the base number of FP17s or Patient Questionnaire responses are less than 100. N/A is shown where the base number of responses is less than 10 during the period. % is calculated as Quantity/Base number*100

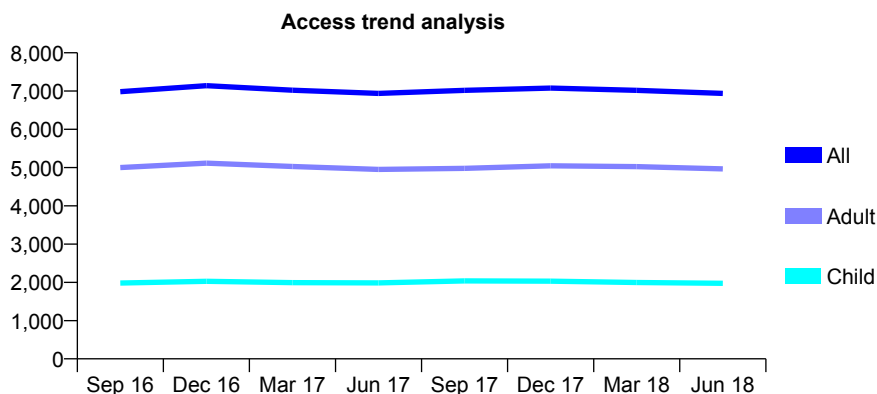
Q61 - Vital Signs At a Glance Contract Report for 176729/0001 - June 2018

Name or company name	S Cowley, R Ingham and J Angelo
Contract type name	GDS Contract
Purpose of contract	General
Contract start date	01/12/2011
Contract end date	

18/19 Contracted general activity (UDA)	18,762
Carry forward general activity (UDA)	0
18/19 Contracted orthodontic activity (UOA)	0
Carry forward orthodontic activity (UOA)	0
Baseline contract value	£500,398.72

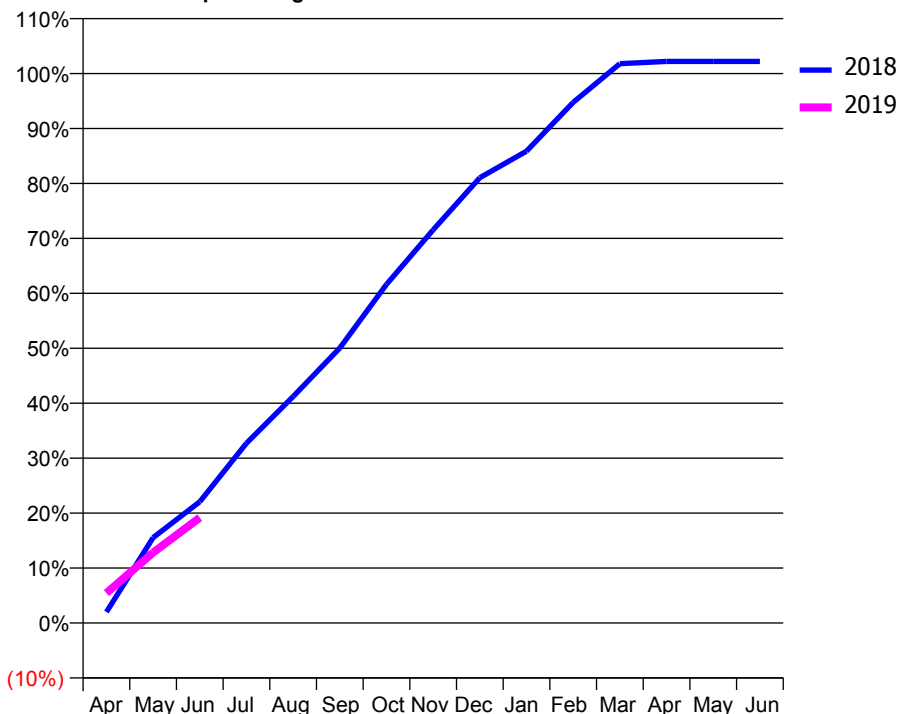
ACCESS*

Patients seen in 24 months	Total	Change since previous quarter
Quarter ending June 2017	6,937	
Quarter ending September 2017	7,018	→
Quarter ending December 2017	7,078	→
Quarter ending March 2018	7,019	→
Quarter ending June 2018	6,938	↓
Variance since June 2017	0.0%	→



ACTIVITY

Cumulative percentage of contracted UDA delivered 2018 & 2019



Adjusted Scheduled Activity (UDA)

Month	2018	2019
April	375	1,024
May	2,916	2,408
June	4,139	3,600
July	6,139	
August	7,732	
September	9,391	
October	11,562	
November	13,425	
December	15,203	
January	16,109	
February	17,777	
March	19,095	
April	19,176	
May	19,175	
June	19,175	

QUALITY

	Quantity	Base Number	Contract	AT	Region	England
% of FP17s for the same patient ID Re-attending within 3 months - Children	41	556	7.4%	10.5%	11.5%	11.5%
% of FP17s for the same patient ID Re-attending within 3 months - Adults	93	949	9.8%	15.7%	16.6%	15.4%
% of FP17s for the same patient ID Re-attending between 3 & 9 months - Children	229	556	41.2%	44.8%	48.8%	58.9%
% of FP17s for the same patient ID Re-attending between 3 & 9 months - Adults	267	949	28.1%	37.3%	39.3%	51.6%
% of FP17s for Band 1 Urgent Courses	98	1,472	6.7%	10.9%	10.6%	8.9%
% of FP17s Relating to Free Repair or Replacements	6	1,472	0.4%	0.5%	0.5%	0.8%
% of FP17s Relating to Continuations	26	1,472	1.8%	0.7%	0.7%	0.9%
% of Patients satisfied with the dentistry they have received	1	2	N/A	91.0%	90.4%	93.2%
% of Patients satisfied with the time they had to wait for an appointment	1	2	N/A	83.8%	85.3%	88.8%

* This is based on patients treated on this contract for their most recent course of treatment. Figures in italics indicate the base number of FP17s or Patient Questionnaire responses are less than 100. N/A is shown where the base number of responses is less than 10 during the period. % is calculated as Quantity/Base number*100

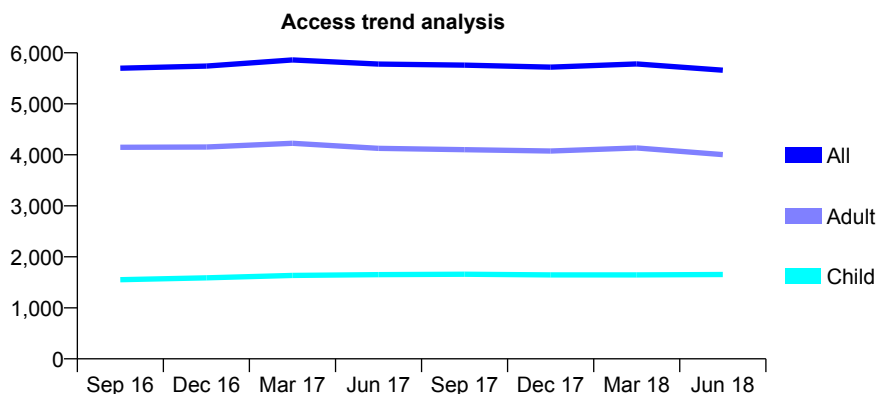
Q61 - Vital Signs At a Glance Contract Report for 177180/0001 - June 2018

Name or company name	Cosmo Clinic Ltd.
Contract type name	GDS Contract
Purpose of contract	General
Contract start date	01/05/2010
Contract end date	

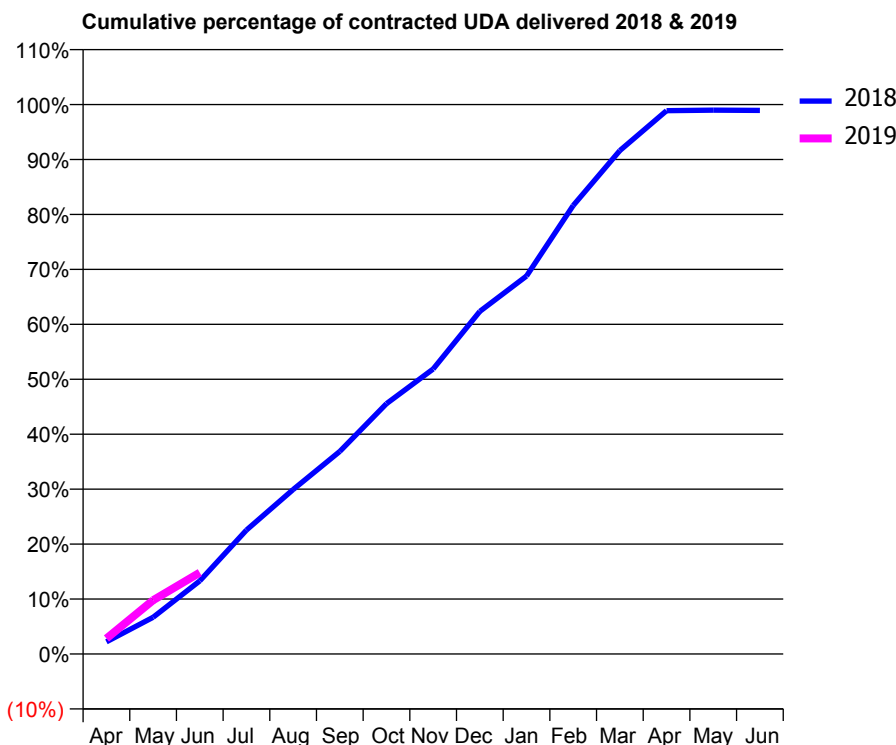
18/19 Contracted general activity (UDA)	21,931
Carry forward general activity (UDA)	0
18/19 Contracted orthodontic activity (UOA)	0
Carry forward orthodontic activity (UOA)	0
Baseline contract value	£613,430.85

ACCESS*

Patients seen in 24 months	Total	Change since previous quarter
Quarter ending June 2017	5,778	
Quarter ending September 2017	5,759	→
Quarter ending December 2017	5,720	→
Quarter ending March 2018	5,782	→
Quarter ending June 2018	5,659	↓
Variance since June 2017	(2.1%)	↓



ACTIVITY



Month	Adjusted Scheduled Activity (UDA)	
	2018	2019
April	485	618
May	1,467	2,148
June	2,921	3,249
July	4,946	
August	6,566	
September	8,089	
October	9,992	
November	11,376	
December	13,674	
January	15,084	
February	17,898	
March	20,091	
April	21,684	
May	21,706	
June	21,694	

QUALITY

	Quantity	Base Number	Contract	AT	Region	England
% of FP17s for the same patient ID Re-attending within 3 months - Children	50	437	11.4%	10.5%	11.5%	11.5%
% of FP17s for the same patient ID Re-attending within 3 months - Adults	160	894	17.9%	15.7%	16.6%	15.4%
% of FP17s for the same patient ID Re-attending between 3 & 9 months - Children	111	437	25.4%	44.8%	48.8%	58.9%
% of FP17s for the same patient ID Re-attending between 3 & 9 months - Adults	243	894	27.2%	37.3%	39.3%	51.6%
% of FP17s for Band 1 Urgent Courses	110	977	11.3%	10.9%	10.6%	8.9%
% of FP17s Relating to Free Repair or Replacements	4	977	0.4%	0.5%	0.5%	0.8%
% of FP17s Relating to Continuations	2	977	0.2%	0.7%	0.7%	0.9%
% of Patients satisfied with the dentistry they have received	1	1	N/A	91.0%	90.4%	93.2%
% of Patients satisfied with the time they had to wait for an appointment	0	1	N/A	83.8%	85.3%	88.8%

* This is based on patients treated on this contract for their most recent course of treatment. Figures in italics indicate the base number of FP17s or Patient Questionnaire responses are less than 100. N/A is shown where the base number of responses is less than 10 during the period. % is calculated as Quantity/Base number*100

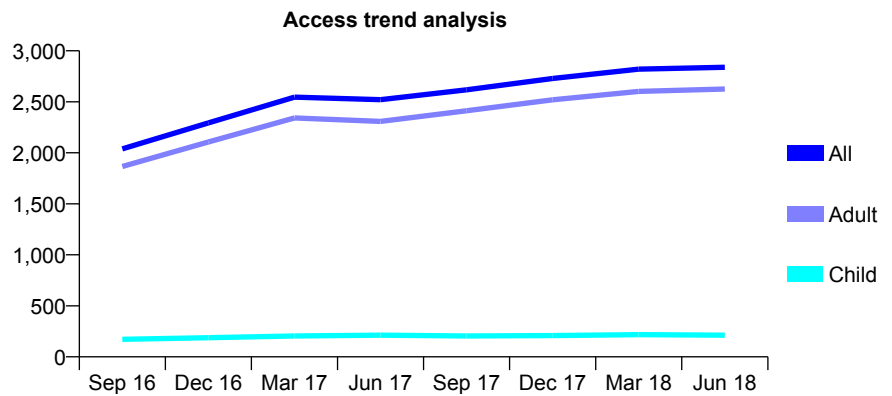
Q61 - Vital Signs At a Glance Contract Report for 177431/0001 - June 2018

Name or company name	Mr H Al-Hariri & Mrs N Al-Hariri
Contract type name	GDS Contract
Purpose of contract	General
Contract start date	01/04/2015
Contract end date	

18/19 Contracted general activity (UDA)	5,441
Carry forward general activity (UDA)	0
18/19 Contracted orthodontic activity (UOA)	0
Carry forward orthodontic activity (UOA)	0
Baseline contract value	£173,127.99

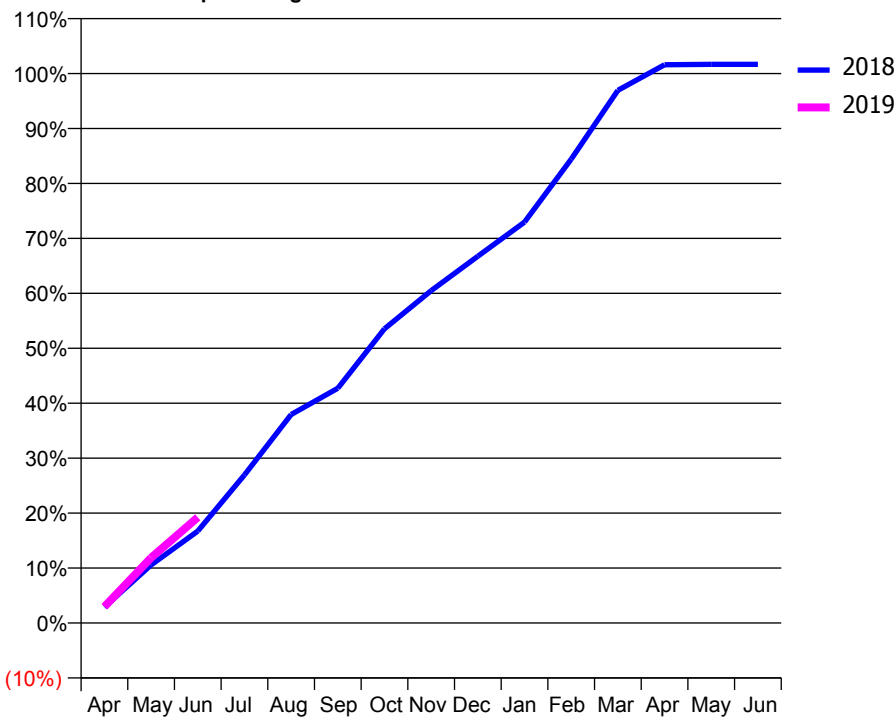
ACCESS*

Patients seen in 24 months	Total	Change since previous quarter
Quarter ending June 2017	2,521	
Quarter ending September 2017	2,617	↑
Quarter ending December 2017	2,729	↑
Quarter ending March 2018	2,820	↑
Quarter ending June 2018	2,838	→
Variance since June 2017	12.6%	↑



ACTIVITY

Cumulative percentage of contracted UDA delivered 2018 & 2019



Month	Adjusted Scheduled Activity (UDA)	
	2018	2019
April	157	162
May	576	646
June	911	1,047
July	1,467	
August	2,065	
September	2,324	
October	2,914	
November	3,291	
December	3,632	
January	3,970	
February	4,593	
March	5,274	
April	5,527	
May	5,531	
June	5,532	

QUALITY

	Quantity	Base Number	Contract	AT	Region	England
% of FP17s for the same patient ID Re-attending within 3 months - Children	1	41	2.4%	10.5%	11.5%	11.5%
% of FP17s for the same patient ID Re-attending within 3 months - Adults	40	598	6.7%	15.7%	16.6%	15.4%
% of FP17s for the same patient ID Re-attending between 3 & 9 months - Children	11	41	26.8%	44.8%	48.8%	58.9%
% of FP17s for the same patient ID Re-attending between 3 & 9 months - Adults	121	598	20.2%	37.3%	39.3%	51.6%
% of FP17s for Band 1 Urgent Courses	78	523	14.9%	10.9%	10.6%	8.9%
% of FP17s Relating to Free Repair or Replacements	2	523	0.4%	0.5%	0.5%	0.8%
% of FP17s Relating to Continuations	1	523	0.2%	0.7%	0.7%	0.9%
% of Patients satisfied with the dentistry they have received	2	2	N/A	91.0%	90.4%	93.2%
% of Patients satisfied with the time they had to wait for an appointment	2	2	N/A	83.8%	85.3%	88.8%

* This is based on patients treated on this contract for their most recent course of treatment. Figures in italics indicate the base number of FP17s or Patient Questionnaire responses are less than 100. N/A is shown where the base number of responses is less than 10 during the period. % is calculated as Quantity/Base number*100

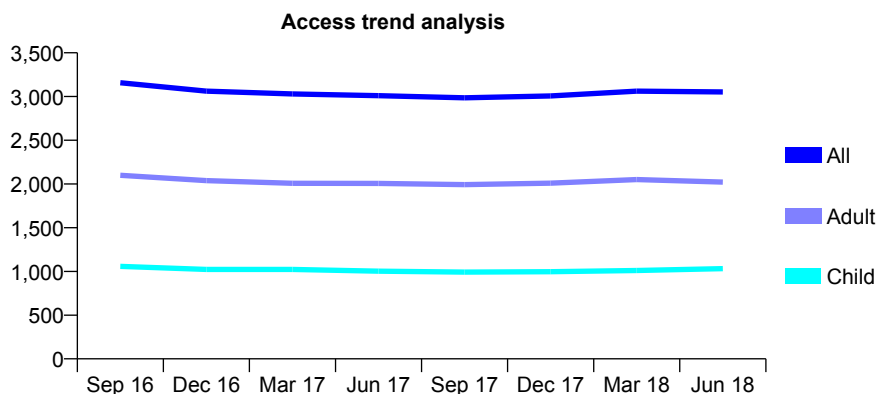
Q61 - Vital Signs At a Glance Contract Report for 177660/0001 - June 2018

Name or company name	Fladbury Dental Surgery
Contract type name	GDS Contract
Purpose of contract	General
Contract start date	01/03/2012
Contract end date	

18/19 Contracted general activity (UDA)	9,916
Carry forward general activity (UDA)	0
18/19 Contracted orthodontic activity (UOA)	0
Carry forward orthodontic activity (UOA)	0
Baseline contract value	£261,697.26

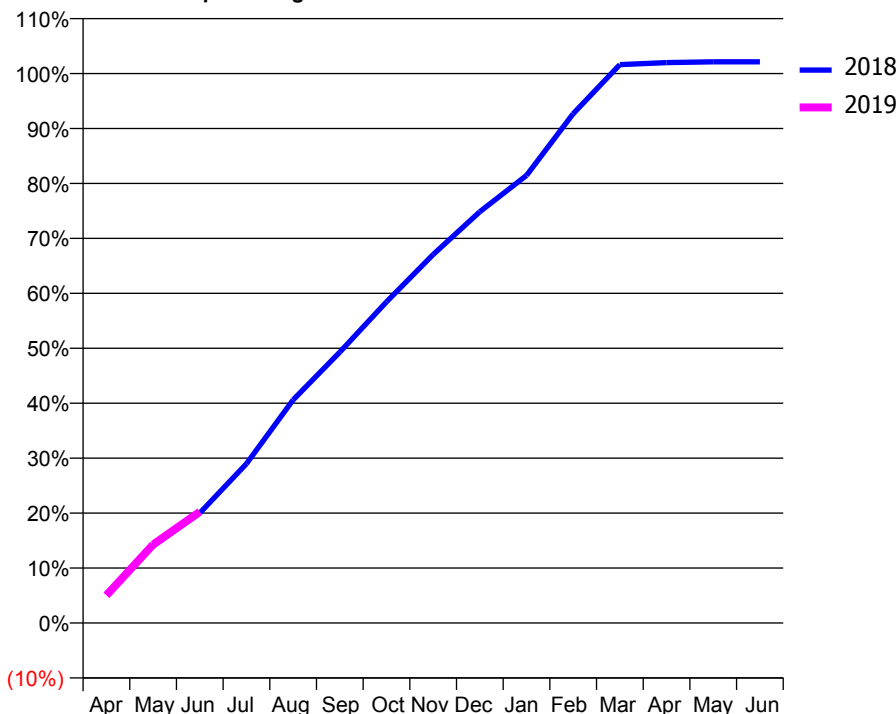
ACCESS*

Patients seen in 24 months	Total	Change since previous quarter
Quarter ending June 2017	3,009	
Quarter ending September 2017	2,985	→
Quarter ending December 2017	3,006	→
Quarter ending March 2018	3,062	→
Quarter ending June 2018	3,052	→
Variance since June 2017	1.4%	→



ACTIVITY

Cumulative percentage of contracted UDA delivered 2018 & 2019



Adjusted Scheduled Activity (UDA)

Month	2018	2019
April	531	499
May	1,389	1,415
June	1,985	2,007
July	2,875	
August	4,026	
September	4,889	
October	5,796	
November	6,651	
December	7,423	
January	8,077	
February	9,191	
March	10,077	
April	10,113	
May	10,126	
June	10,126	

QUALITY

	Quantity	Base Number	Contract	AT	Region	England
% of FP17s for the same patient ID Re-attending within 3 months - Children	25	369	6.8%	10.5%	11.5%	11.5%
% of FP17s for the same patient ID Re-attending within 3 months - Adults	111	593	18.7%	15.7%	16.6%	15.4%
% of FP17s for the same patient ID Re-attending between 3 & 9 months - Children	214	369	58.0%	44.8%	48.8%	58.9%
% of FP17s for the same patient ID Re-attending between 3 & 9 months - Adults	285	593	48.1%	37.3%	39.3%	51.6%
% of FP17s for Band 1 Urgent Courses	111	939	11.8%	10.9%	10.6%	8.9%
% of FP17s Relating to Free Repair or Replacements	1	939	0.1%	0.5%	0.5%	0.8%
% of FP17s Relating to Continuations	8	939	0.9%	0.7%	0.7%	0.9%
% of Patients satisfied with the dentistry they have received	2	2	N/A	91.0%	90.4%	93.2%
% of Patients satisfied with the time they had to wait for an appointment	2	2	N/A	83.8%	85.3%	88.8%

* This is based on patients treated on this contract for their most recent course of treatment. Figures in italics indicate the base number of FP17s or Patient Questionnaire responses are less than 100. N/A is shown where the base number of responses is less than 10 during the period. % is calculated as Quantity/Base number*100

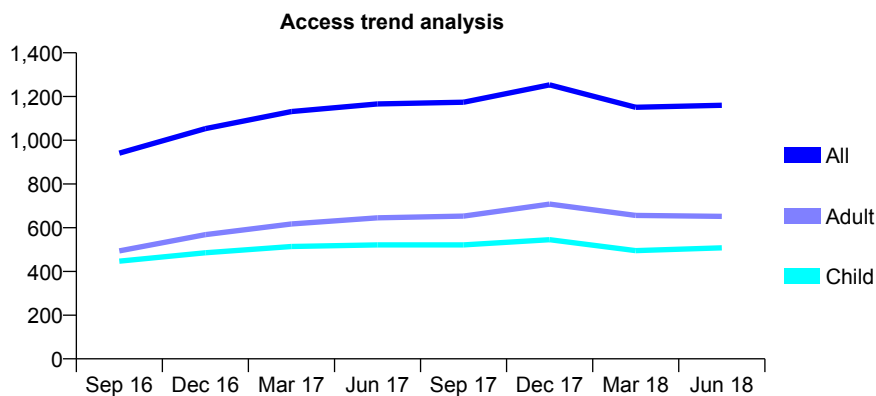
Q61 - Vital Signs At a Glance Contract Report for 177695/0001 - June 2018

Name or company name	M Brown, J Srotyr, A Joshi and K Kumar
Contract type name	GDS Contract
Purpose of contract	General
Contract start date	01/04/2015
Contract end date	

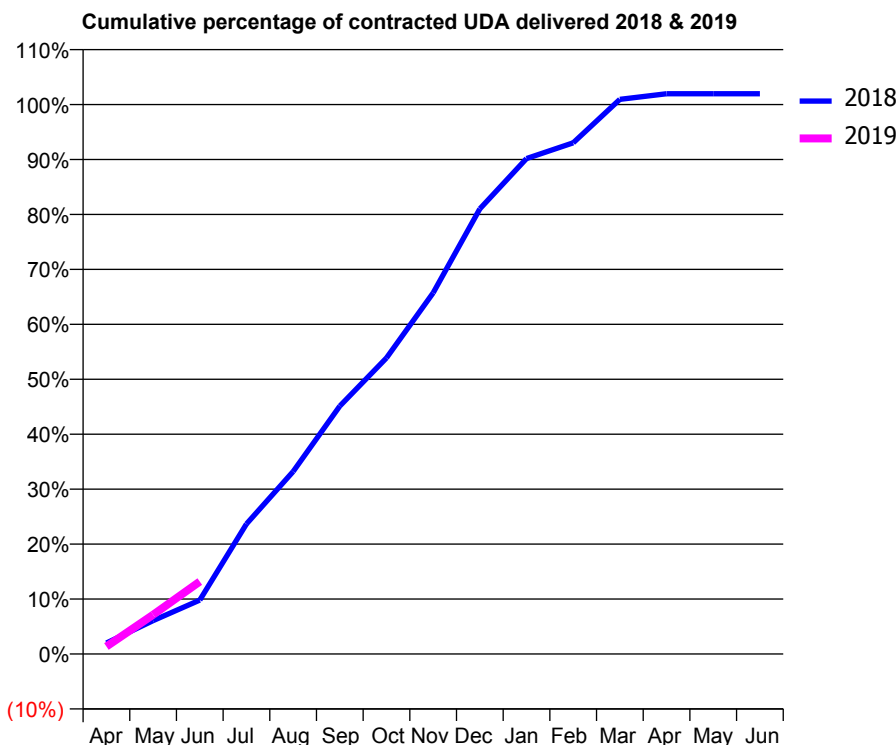
18/19 Contracted general activity (UDA)	3,738
Carry forward general activity (UDA)	0
18/19 Contracted orthodontic activity (UOA)	0
Carry forward orthodontic activity (UOA)	0
Baseline contract value	£119,046.07

ACCESS*

Patients seen in 24 months	Total	Change since previous quarter
Quarter ending June 2017	1,166	
Quarter ending September 2017	1,174	→
Quarter ending December 2017	1,253	↑
Quarter ending March 2018	1,151	↓
Quarter ending June 2018	1,160	→
Variance since June 2017	(0.5%)	→



ACTIVITY



Month	Adjusted Scheduled Activity (UDA)	
	2018	2019
April	75	51
May	228	267
June	367	493
July	885	
August	1,242	
September	1,687	
October	2,015	
November	2,457	
December	3,029	
January	3,370	
February	3,477	
March	3,773	
April	3,811	
May	3,811	
June	3,811	

QUALITY

	Quantity	Base Number	Contract	AT	Region	England
% of FP17s for the same patient ID Re-attending within 3 months - Children	3	135	2.2%	10.5%	11.5%	11.5%
% of FP17s for the same patient ID Re-attending within 3 months - Adults	8	111	7.2%	15.7%	16.6%	15.4%
% of FP17s for the same patient ID Re-attending between 3 & 9 months - Children	20	135	14.8%	44.8%	48.8%	58.9%
% of FP17s for the same patient ID Re-attending between 3 & 9 months - Adults	11	111	9.9%	37.3%	39.3%	51.6%
% of FP17s for Band 1 Urgent Courses	37	229	16.2%	10.9%	10.6%	8.9%
% of FP17s Relating to Free Repair or Replacements	0	229	0.0%	0.5%	0.5%	0.8%
% of FP17s Relating to Continuations	0	229	0.0%	0.7%	0.7%	0.9%
% of Patients satisfied with the dentistry they have received	0	0	N/A	91.0%	90.4%	93.2%
% of Patients satisfied with the time they had to wait for an appointment	0	0	N/A	83.8%	85.3%	88.8%

* This is based on patients treated on this contract for their most recent course of treatment. Figures in italics indicate the base number of FP17s or Patient Questionnaire responses are less than 100. N/A is shown where the base number of responses is less than 10 during the period. % is calculated as Quantity/Base number*100

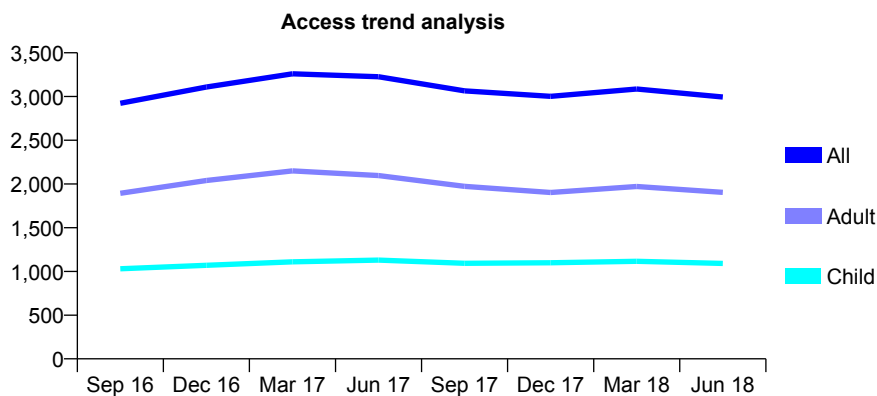
Q61 - Vital Signs At a Glance Contract Report for 178527/0001 - June 2018

Name or company name	Golders Green Dental Care
Contract type name	GDS Contract
Purpose of contract	General
Contract start date	01/04/2015
Contract end date	

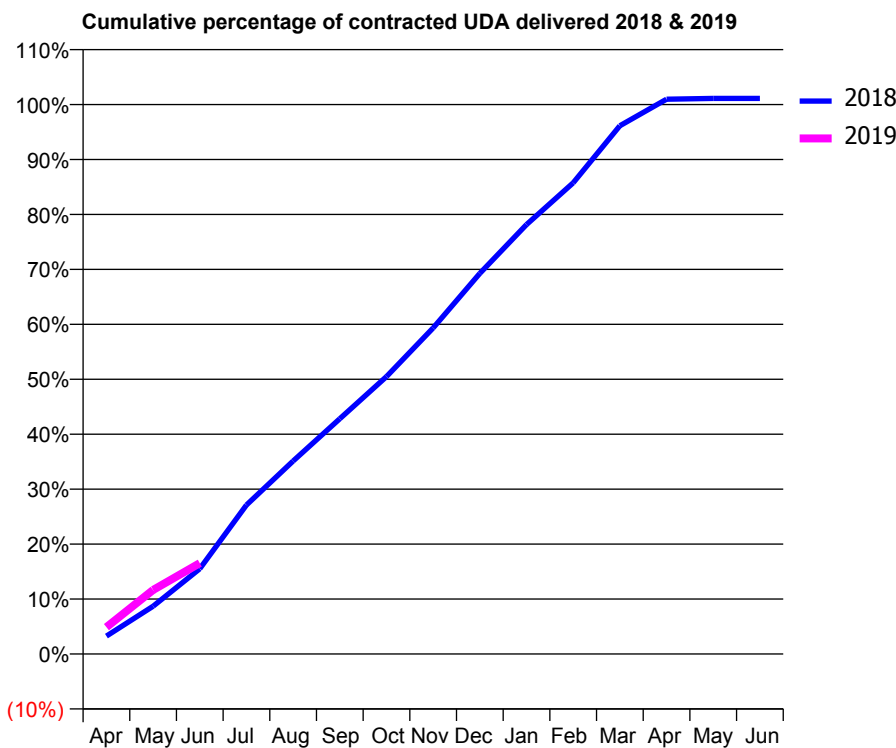
18/19 Contracted general activity (UDA)	9,424
Carry forward general activity (UDA)	0
18/19 Contracted orthodontic activity (UOA)	0
Carry forward orthodontic activity (UOA)	0
Baseline contract value	£280,507.45

ACCESS*

Patients seen in 24 months	Total	Change since previous quarter
Quarter ending June 2017	3,226	
Quarter ending September 2017	3,065	↓
Quarter ending December 2017	3,002	↓
Quarter ending March 2018	3,086	↑
Quarter ending June 2018	2,995	↓
Variance since June 2017	(7.2%)	↓



ACTIVITY



Month	Adjusted Scheduled Activity (UDA)	
	2018	2019
April	308	461
May	821	1,099
June	1,462	1,558
July	2,555	
August	3,311	
September	4,036	
October	4,758	
November	5,592	
December	6,528	
January	7,365	
February	8,080	
March	9,060	
April	9,515	
May	9,528	
June	9,528	

QUALITY

	Quantity	Base Number	Contract	AT	Region	England
% of FP17s for the same patient ID Re-attending within 3 months - Children	44	331	13.3%	10.5%	11.5%	11.5%
% of FP17s for the same patient ID Re-attending within 3 months - Adults	83	498	16.7%	15.7%	16.6%	15.4%
% of FP17s for the same patient ID Re-attending between 3 & 9 months - Children	161	331	48.6%	44.8%	48.8%	58.9%
% of FP17s for the same patient ID Re-attending between 3 & 9 months - Adults	247	498	49.6%	37.3%	39.3%	51.6%
% of FP17s for Band 1 Urgent Courses	52	661	7.9%	10.9%	10.6%	8.9%
% of FP17s Relating to Free Repair or Replacements	9	661	1.4%	0.5%	0.5%	0.8%
% of FP17s Relating to Continuations	5	661	0.8%	0.7%	0.7%	0.9%
% of Patients satisfied with the dentistry they have received	2	2	N/A	91.0%	90.4%	93.2%
% of Patients satisfied with the time they had to wait for an appointment	2	2	N/A	83.8%	85.3%	88.8%

* This is based on patients treated on this contract for their most recent course of treatment. Figures in italics indicate the base number of FP17s or Patient Questionnaire responses are less than 100. N/A is shown where the base number of responses is less than 10 during the period. % is calculated as Quantity/Base number*100

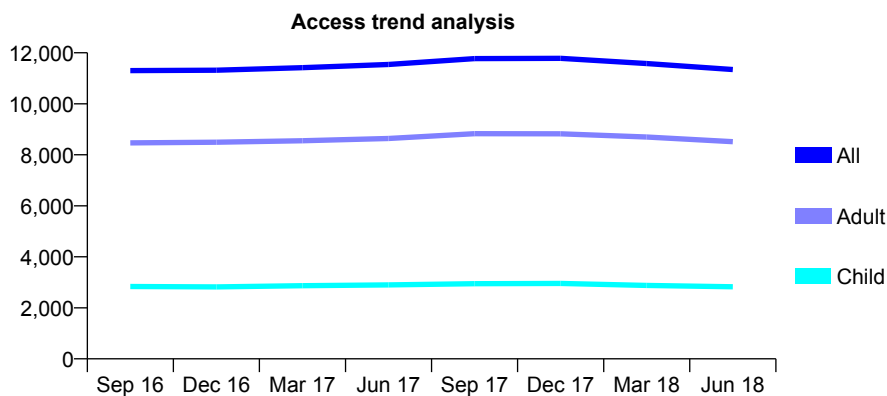
Q61 - Vital Signs At a Glance Contract Report for 178950/0001 - June 2018

Name or company name	MC Dentistry Ltd
Contract type name	GDS Contract
Purpose of contract	General
Contract start date	01/04/2012
Contract end date	

18/19 Contracted general activity (UDA)	36,284
Carry forward general activity (UDA)	0
18/19 Contracted orthodontic activity (UOA)	0
Carry forward orthodontic activity (UOA)	0
Baseline contract value	£989,177.73

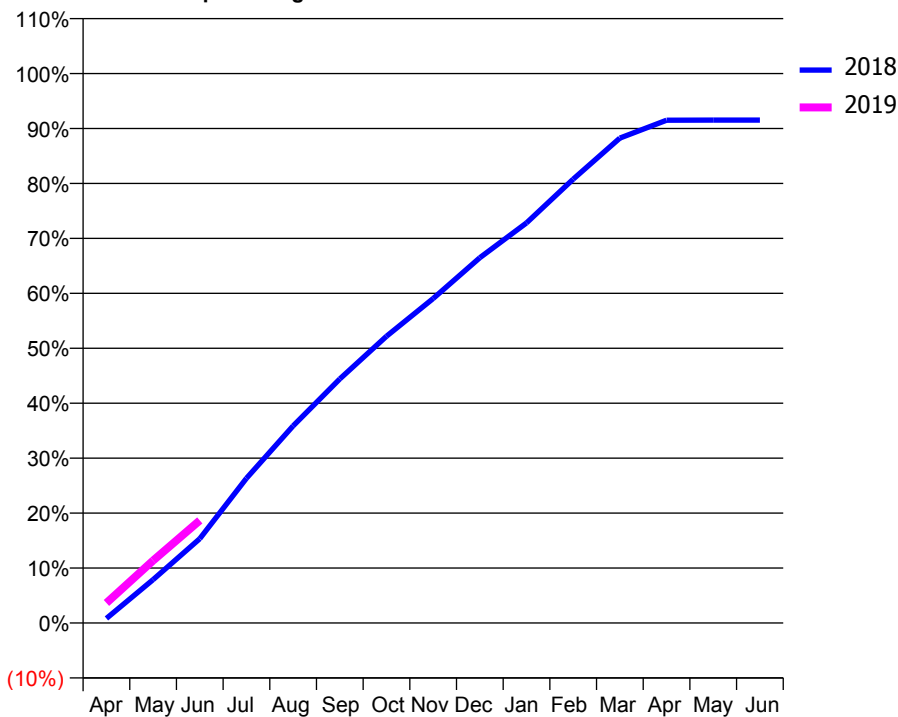
ACCESS*

Patients seen in 24 months	Total	Change since previous quarter
Quarter ending June 2017	11,544	
Quarter ending September 2017	11,774	→
Quarter ending December 2017	11,781	→
Quarter ending March 2018	11,578	↓
Quarter ending June 2018	11,344	↓
Variance since June 2017	(1.7%)	↓



ACTIVITY

Cumulative percentage of contracted UDA delivered 2018 & 2019



Month	Adjusted Scheduled Activity (UDA)	
	2018	2019
April	305	1,321
May	2,866	4,124
June	5,567	6,780
July	9,554	
August	13,018	
September	16,114	
October	18,935	
November	21,423	
December	24,121	
January	26,419	
February	29,306	
March	32,017	
April	33,201	
May	33,211	
June	33,208	

QUALITY

	Quantity	Base Number	Contract	AT	Region	England
% of FP17s for the same patient ID Re-attending within 3 months - Children	38	649	5.9%	10.5%	11.5%	11.5%
% of FP17s for the same patient ID Re-attending within 3 months - Adults	162	1,693	9.6%	15.7%	16.6%	15.4%
% of FP17s for the same patient ID Re-attending between 3 & 9 months - Children	180	649	27.7%	44.8%	48.8%	58.9%
% of FP17s for the same patient ID Re-attending between 3 & 9 months - Adults	566	1,693	33.4%	37.3%	39.3%	51.6%
% of FP17s for Band 1 Urgent Courses	163	1,993	8.2%	10.9%	10.6%	8.9%
% of FP17s Relating to Free Repair or Replacements	0	1,993	0.0%	0.5%	0.5%	0.8%
% of FP17s Relating to Continuations	9	1,993	0.5%	0.7%	0.7%	0.9%
% of Patients satisfied with the dentistry they have received	1	1	N/A	91.0%	90.4%	93.2%
% of Patients satisfied with the time they had to wait for an appointment	1	1	N/A	83.8%	85.3%	88.8%

* This is based on patients treated on this contract for their most recent course of treatment. Figures in italics indicate the base number of FP17s or Patient Questionnaire responses are less than 100. N/A is shown where the base number of responses is less than 10 during the period. % is calculated as Quantity/Base number*100

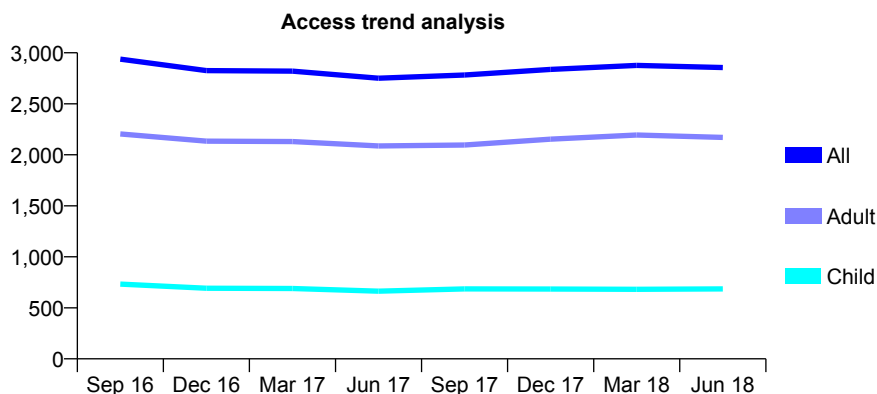
Q61 - Vital Signs At a Glance Contract Report for 178969/0001 - June 2018

Name or company name	Mr D T Patel & Mrs B Patel
Contract type name	GDS Contract
Purpose of contract	General
Contract start date	05/09/2013
Contract end date	

18/19 Contracted general activity (UDA)	10,107
Carry forward general activity (UDA)	0
18/19 Contracted orthodontic activity (UOA)	0
Carry forward orthodontic activity (UOA)	0
Baseline contract value	£371,037.04

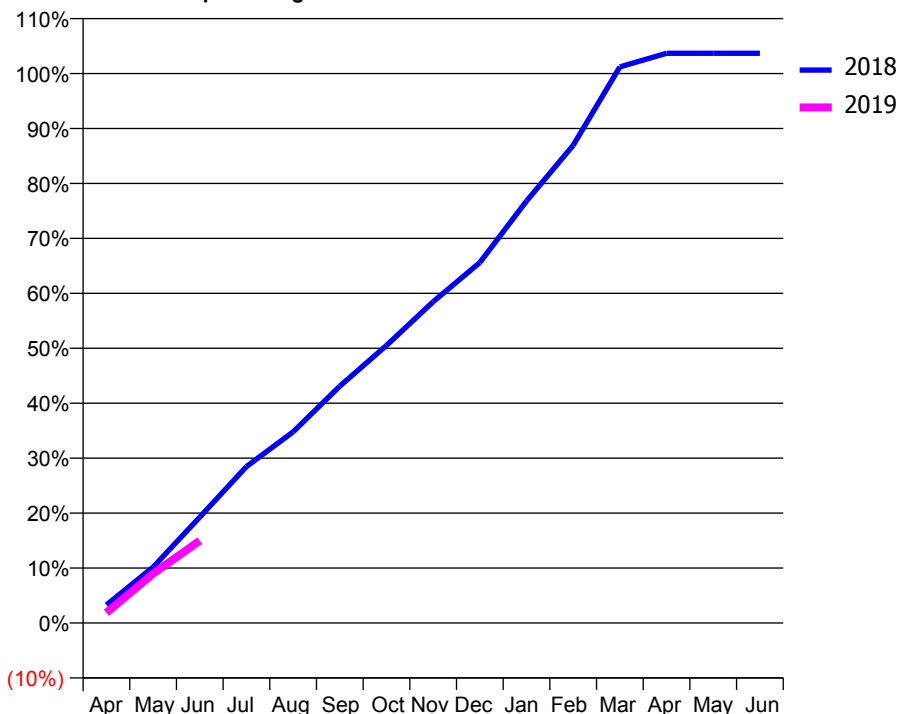
ACCESS*

Patients seen in 24 months	Total	Change since previous quarter
Quarter ending June 2017	2,751	
Quarter ending September 2017	2,782	→
Quarter ending December 2017	2,837	→
Quarter ending March 2018	2,876	→
Quarter ending June 2018	2,855	→
Variance since June 2017	3.8%	↑



ACTIVITY

Cumulative percentage of contracted UDA delivered 2018 & 2019



Month	Adjusted Scheduled Activity (UDA)	
	2018	2019
April	333	191
May	1,029	910
June	1,949	1,514
July	2,878	
August	3,517	
September	4,358	
October	5,106	
November	5,909	
December	6,630	
January	7,761	
February	8,787	
March	10,229	
April	10,479	
May	10,479	
June	10,479	

QUALITY

	Quantity	Base Number	Contract	AT	Region	England
% of FP17s for the same patient ID Re-attending within 3 months - Children	15	136	11.0%	10.5%	11.5%	11.5%
% of FP17s for the same patient ID Re-attending within 3 months - Adults	82	367	22.3%	15.7%	16.6%	15.4%
% of FP17s for the same patient ID Re-attending between 3 & 9 months - Children	25	136	18.4%	44.8%	48.8%	58.9%
% of FP17s for the same patient ID Re-attending between 3 & 9 months - Adults	79	367	21.5%	37.3%	39.3%	51.6%
% of FP17s for Band 1 Urgent Courses	25	474	5.3%	10.9%	10.6%	8.9%
% of FP17s Relating to Free Repair or Replacements	4	474	0.8%	0.5%	0.5%	0.8%
% of FP17s Relating to Continuations	0	474	0.0%	0.7%	0.7%	0.9%
% of Patients satisfied with the dentistry they have received	1	1	N/A	91.0%	90.4%	93.2%
% of Patients satisfied with the time they had to wait for an appointment	1	1	N/A	83.8%	85.3%	88.8%

* This is based on patients treated on this contract for their most recent course of treatment. Figures in italics indicate the base number of FP17s or Patient Questionnaire responses are less than 100. N/A is shown where the base number of responses is less than 10 during the period. % is calculated as Quantity/Base number*100

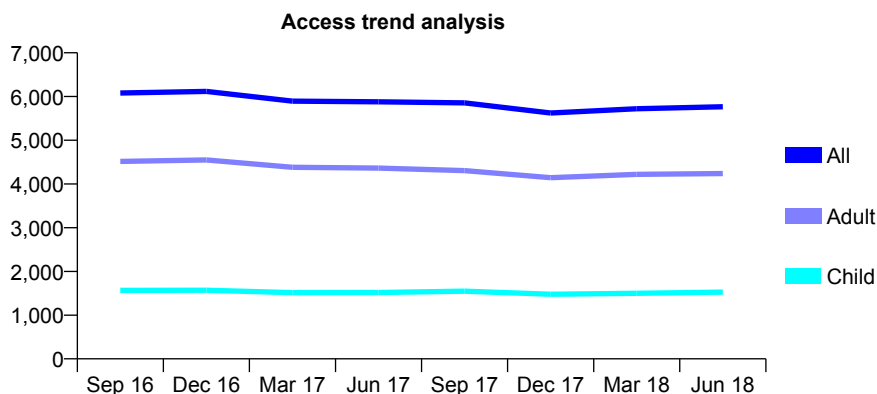
Q61 - Vital Signs At a Glance Contract Report for 179450/0001 - June 2018

Name or company name	Inglehurst Dental Practice Ltd
Contract type name	GDS Contract
Purpose of contract	General
Contract start date	01/06/2011
Contract end date	

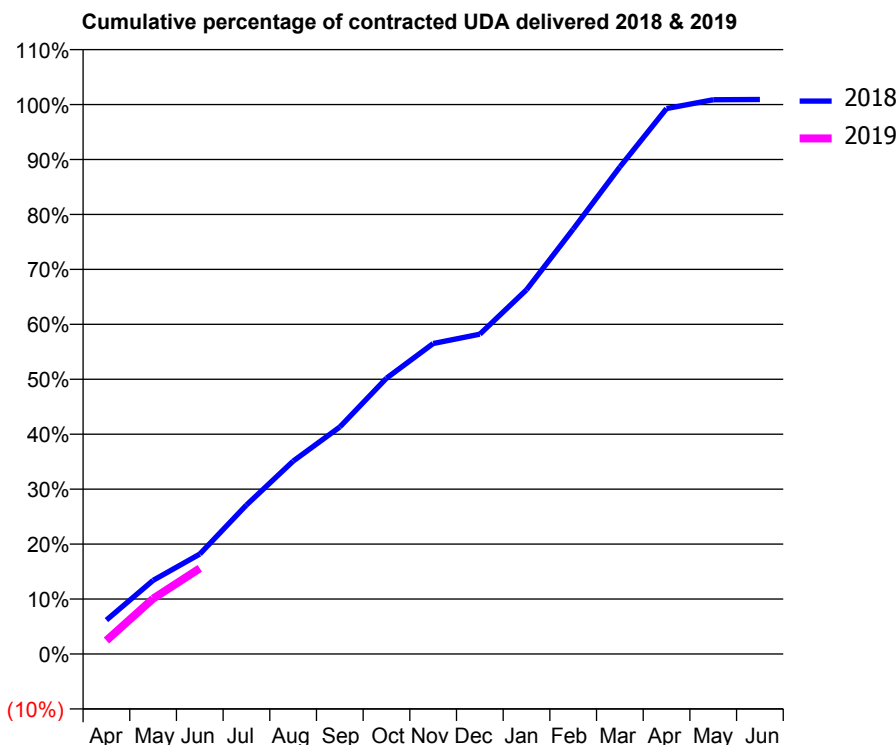
18/19 Contracted general activity (UDA)	16,064
Carry forward general activity (UDA)	0
18/19 Contracted orthodontic activity (UOA)	0
Carry forward orthodontic activity (UOA)	0
Baseline contract value	£417,476.56

ACCESS*

Patients seen in 24 months	Total	Change since previous quarter
Quarter ending June 2017	5,880	
Quarter ending September 2017	5,854	→
Quarter ending December 2017	5,622	↓
Quarter ending March 2018	5,719	→
Quarter ending June 2018	5,765	→
Variance since June 2017	(2.0%)	↓



ACTIVITY



Month	Adjusted Scheduled Activity (UDA)	
	2018	2019
April	991	396
May	2,153	1,621
June	2,921	2,504
July	4,358	
August	5,639	
September	6,636	
October	8,065	
November	9,075	
December	9,348	
January	10,648	
February	12,421	
March	14,239	
April	15,946	
May	16,205	
June	16,213	

QUALITY

	Quantity	Base Number	Contract	AT	Region	England
% of FP17s for the same patient ID Re-attending within 3 months - Children	39	520	7.5%	10.5%	11.5%	11.5%
% of FP17s for the same patient ID Re-attending within 3 months - Adults	170	1,126	15.1%	15.7%	16.6%	15.4%
% of FP17s for the same patient ID Re-attending between 3 & 9 months - Children	201	520	38.7%	44.8%	48.8%	58.9%
% of FP17s for the same patient ID Re-attending between 3 & 9 months - Adults	334	1,126	29.7%	37.3%	39.3%	51.6%
% of FP17s for Band 1 Urgent Courses	49	888	5.5%	10.9%	10.6%	8.9%
% of FP17s Relating to Free Repair or Replacements	1	888	0.1%	0.5%	0.5%	0.8%
% of FP17s Relating to Continuations	19	888	2.1%	0.7%	0.7%	0.9%
% of Patients satisfied with the dentistry they have received	0	0	N/A	91.0%	90.4%	93.2%
% of Patients satisfied with the time they had to wait for an appointment	0	0	N/A	83.8%	85.3%	88.8%

* This is based on patients treated on this contract for their most recent course of treatment. Figures in italics indicate the base number of FP17s or Patient Questionnaire responses are less than 100. N/A is shown where the base number of responses is less than 10 during the period. % is calculated as Quantity/Base number*100

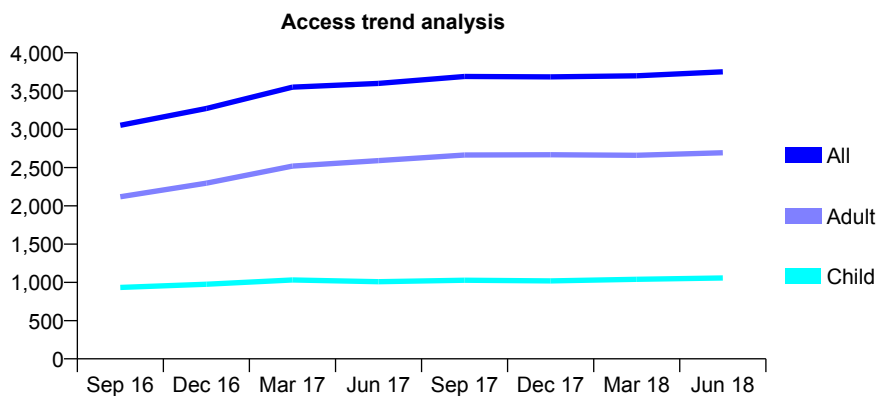
Q61 - Vital Signs At a Glance Contract Report for 179574/0001 - June 2018

Name or company name	Eli Shalom Joffe
Contract type name	GDS Contract
Purpose of contract	General
Contract start date	01/04/2015
Contract end date	

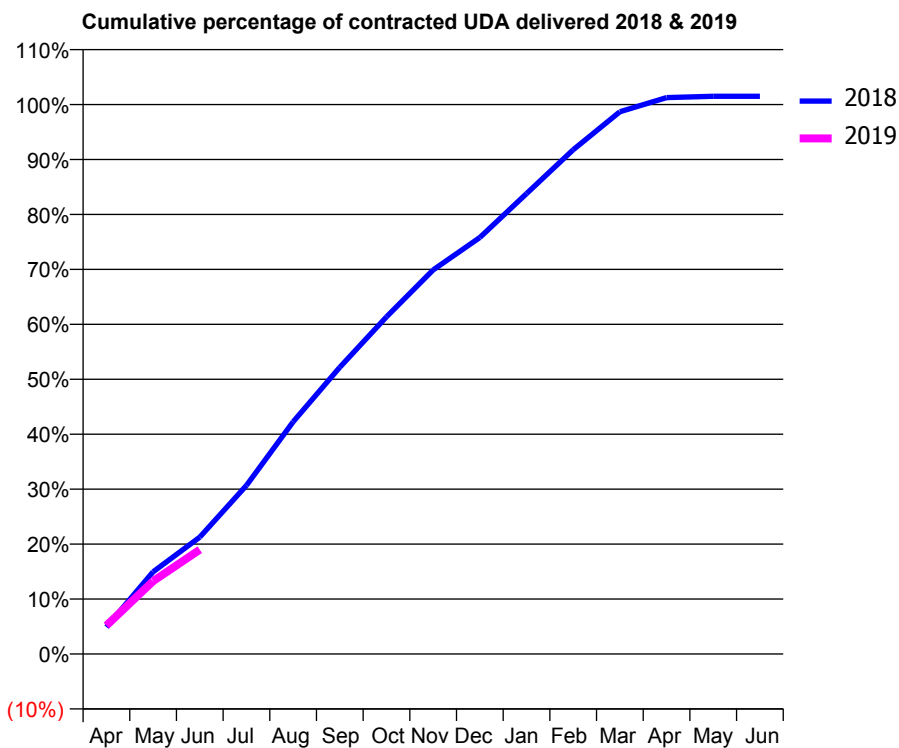
18/19 Contracted general activity (UDA)	9,314
Carry forward general activity (UDA)	0
18/19 Contracted orthodontic activity (UOA)	0
Carry forward orthodontic activity (UOA)	0
Baseline contract value	£331,843.06

ACCESS*

Patients seen in 24 months	Total	Change since previous quarter
Quarter ending June 2017	3,600	
Quarter ending September 2017	3,691	↑
Quarter ending December 2017	3,686	→
Quarter ending March 2018	3,700	→
Quarter ending June 2018	3,751	→
Variance since June 2017	4.2%	↑



ACTIVITY



Month	Adjusted Scheduled Activity (UDA)	
	2018	2019
April	458	482
May	1,394	1,236
June	1,981	1,768
July	2,859	
August	3,937	
September	4,861	
October	5,714	
November	6,511	
December	7,060	
January	7,803	
February	8,548	
March	9,191	
April	9,431	
May	9,453	
June	9,453	

QUALITY

	Quantity	Base Number	Contract	AT	Region	England
% of FP17s for the same patient ID Re-attending within 3 months - Children	15	293	5.1%	10.5%	11.5%	11.5%
% of FP17s for the same patient ID Re-attending within 3 months - Adults	75	681	11.0%	15.7%	16.6%	15.4%
% of FP17s for the same patient ID Re-attending between 3 & 9 months - Children	155	293	52.9%	44.8%	48.8%	58.9%
% of FP17s for the same patient ID Re-attending between 3 & 9 months - Adults	298	681	43.8%	37.3%	39.3%	51.6%
% of FP17s for Band 1 Urgent Courses	77	817	9.4%	10.9%	10.6%	8.9%
% of FP17s Relating to Free Repair or Replacements	3	817	0.4%	0.5%	0.5%	0.8%
% of FP17s Relating to Continuations	7	817	0.9%	0.7%	0.7%	0.9%
% of Patients satisfied with the dentistry they have received	1	1	N/A	91.0%	90.4%	93.2%
% of Patients satisfied with the time they had to wait for an appointment	1	1	N/A	83.8%	85.3%	88.8%

* This is based on patients treated on this contract for their most recent course of treatment. Figures in italics indicate the base number of FP17s or Patient Questionnaire responses are less than 100. N/A is shown where the base number of responses is less than 10 during the period. % is calculated as Quantity/Base number*100

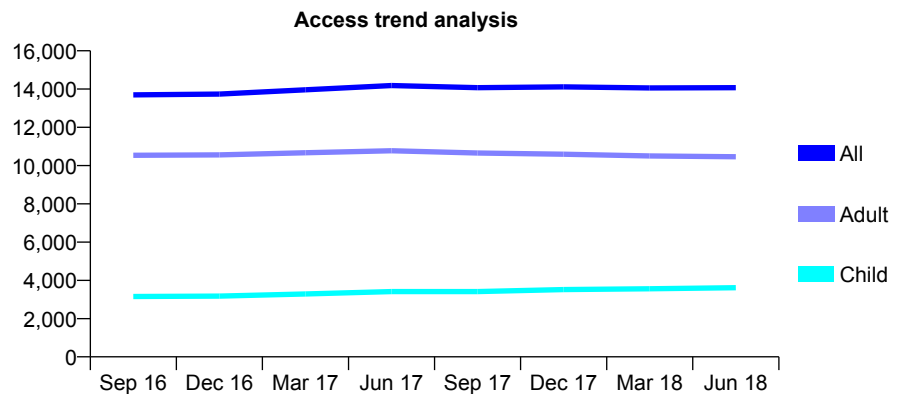
Q61 - Vital Signs At a Glance Contract Report for 181978/0001 - June 2018

Name or company name	M C DENTISTRY LTD
Contract type name	GDS Contract
Purpose of contract	General
Contract start date	01/04/2006
Contract end date	

18/19 Contracted general activity (UDA)	57,747
Carry forward general activity (UDA)	0
18/19 Contracted orthodontic activity (UOA)	0
Carry forward orthodontic activity (UOA)	0
Baseline contract value	£1,673,436.20

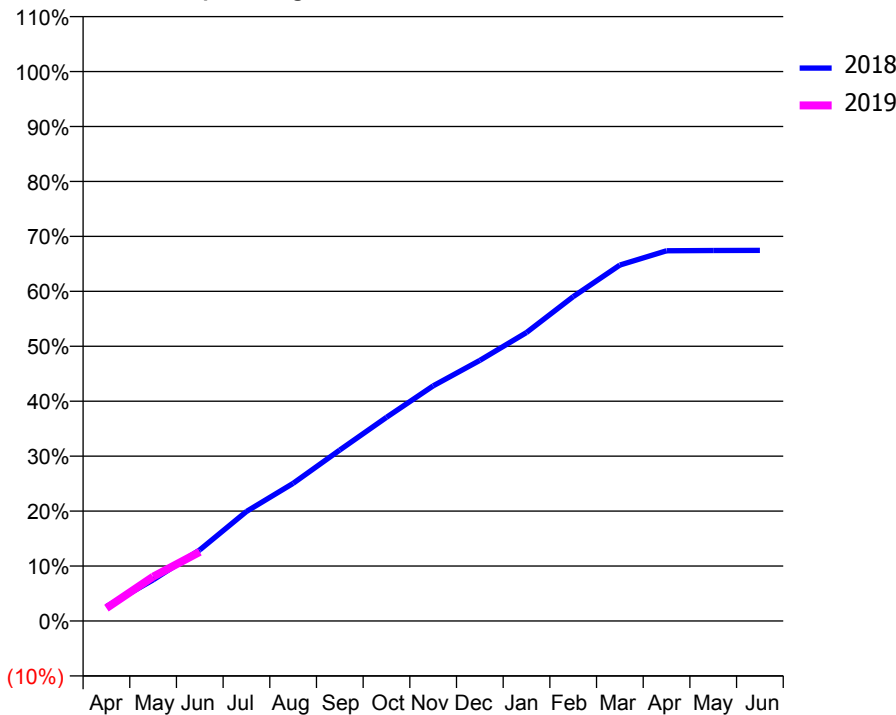
ACCESS*

Patients seen in 24 months	Total	Change since previous quarter
Quarter ending June 2017	14,185	
Quarter ending September 2017	14,073	→
Quarter ending December 2017	14,112	→
Quarter ending March 2018	14,061	→
Quarter ending June 2018	14,072	→
Variance since June 2017	(0.8%)	→



ACTIVITY

Cumulative percentage of contracted UDA delivered 2018 & 2019



Month	Adjusted Scheduled Activity (UDA)	
	2018	2019
April	1,526	1,350
May	4,325	4,660
June	7,476	7,261
July	11,508	
August	14,469	
September	17,977	
October	21,403	
November	24,716	
December	27,385	
January	30,313	
February	34,091	
March	37,403	
April	38,913	
May	38,940	
June	38,956	

QUALITY

	Quantity	Base Number	Contract	AT	Region	England
% of FP17s for the same patient ID Re-attending within 3 months - Children	63	946	6.7%	10.5%	11.5%	11.5%
% of FP17s for the same patient ID Re-attending within 3 months - Adults	263	2,441	10.8%	15.7%	16.6%	15.4%
% of FP17s for the same patient ID Re-attending between 3 & 9 months - Children	367	946	38.8%	44.8%	48.8%	58.9%
% of FP17s for the same patient ID Re-attending between 3 & 9 months - Adults	935	2,441	38.3%	37.3%	39.3%	51.6%
% of FP17s for Band 1 Urgent Courses	210	2,849	7.4%	10.9%	10.6%	8.9%
% of FP17s Relating to Free Repair or Replacements	18	2,849	0.6%	0.5%	0.5%	0.8%
% of FP17s Relating to Continuations	41	2,849	1.4%	0.7%	0.7%	0.9%
% of Patients satisfied with the dentistry they have received	11	12	91.7%	91.0%	90.4%	93.2%
% of Patients satisfied with the time they had to wait for an appointment	12	12	100.0%	83.8%	85.3%	88.8%

* This is based on patients treated on this contract for their most recent course of treatment. Figures in italics indicate the base number of FP17s or Patient Questionnaire responses are less than 100. N/A is shown where the base number of responses is less than 10 during the period. % is calculated as Quantity/Base number*100

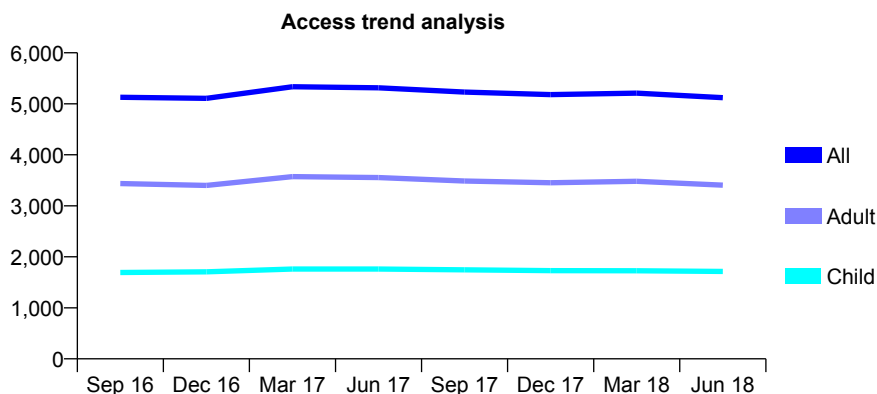
Q61 - Vital Signs At a Glance Contract Report for 182095/0001 - June 2018

Name or company name	WGDC LTD
Contract type name	GDS Contract
Purpose of contract	General
Contract start date	01/07/2011
Contract end date	

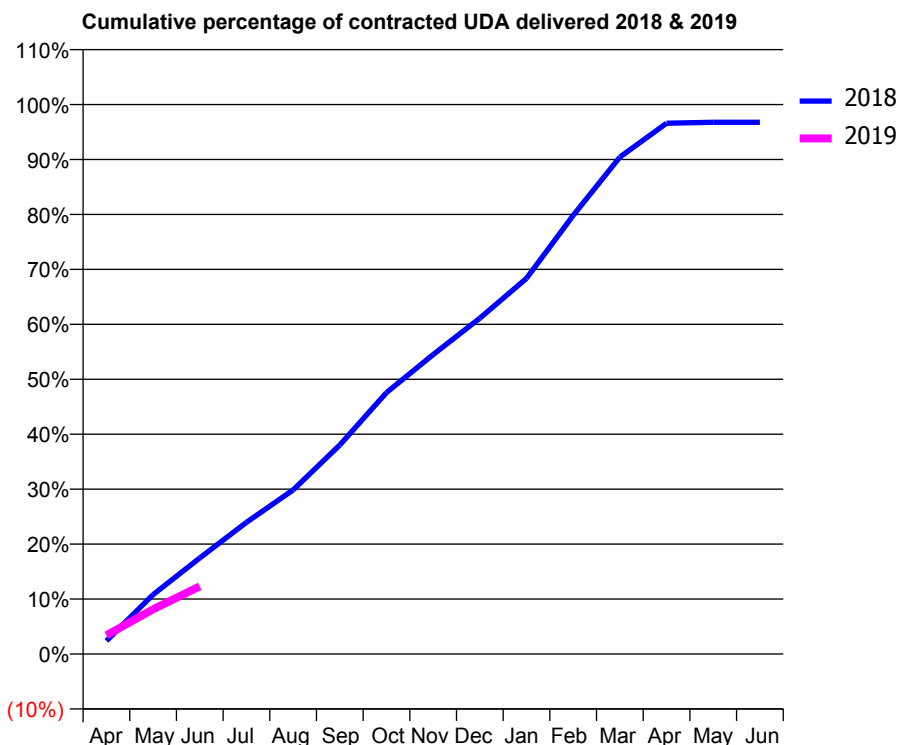
18/19 Contracted general activity (UDA)	12,739
Carry forward general activity (UDA)	0
18/19 Contracted orthodontic activity (UOA)	0
Carry forward orthodontic activity (UOA)	0
Baseline contract value	£354,274.82

ACCESS*

Patients seen in 24 months	Total	Change since previous quarter
Quarter ending June 2017	5,315	
Quarter ending September 2017	5,230	↓
Quarter ending December 2017	5,181	→
Quarter ending March 2018	5,209	→
Quarter ending June 2018	5,121	↓
Variance since June 2017	(3.7%)	↓



ACTIVITY



Month	Adjusted Scheduled Activity (UDA)	
	2018	2019
April	303	435
May	1,376	1,038
June	2,228	1,568
July	3,052	
August	3,805	
September	4,845	
October	6,061	
November	6,943	
December	7,787	
January	8,709	
February	10,170	
March	11,520	
April	12,306	
May	12,326	
June	12,327	

QUALITY

	Quantity	Base Number	Contract	AT	Region	England
% of FP17s for the same patient ID Re-attending within 3 months - Children	40	363	11.0%	10.5%	11.5%	11.5%
% of FP17s for the same patient ID Re-attending within 3 months - Adults	108	622	17.4%	15.7%	16.6%	15.4%
% of FP17s for the same patient ID Re-attending between 3 & 9 months - Children	131	363	36.1%	44.8%	48.8%	58.9%
% of FP17s for the same patient ID Re-attending between 3 & 9 months - Adults	207	622	33.3%	37.3%	39.3%	51.6%
% of FP17s for Band 1 Urgent Courses	82	708	11.6%	10.9%	10.6%	8.9%
% of FP17s Relating to Free Repair or Replacements	9	708	1.3%	0.5%	0.5%	0.8%
% of FP17s Relating to Continuations	5	708	0.7%	0.7%	0.7%	0.9%
% of Patients satisfied with the dentistry they have received	3	3	N/A	91.0%	90.4%	93.2%
% of Patients satisfied with the time they had to wait for an appointment	3	3	N/A	83.8%	85.3%	88.8%

* This is based on patients treated on this contract for their most recent course of treatment. Figures in italics indicate the base number of FP17s or Patient Questionnaire responses are less than 100. N/A is shown where the base number of responses is less than 10 during the period. % is calculated as Quantity/Base number*100

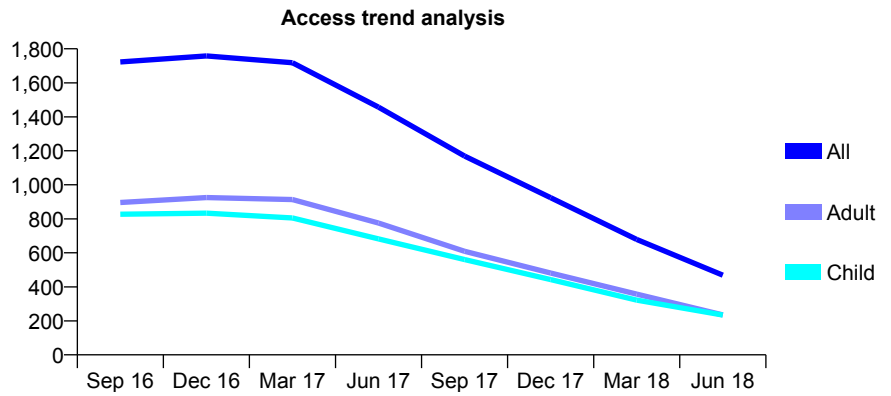
Q61 - Vital Signs At a Glance Contract Report for 182303/0001 - June 2018

Name or company name	NHS Waltham Forest
Contract type name	PDS Contract
Purpose of contract	General
Contract start date	01/07/2012
Contract end date	30/06/2022

18/19 Contracted general activity (UDA)	4,000
Carry forward general activity (UDA)	0
18/19 Contracted orthodontic activity (UOA)	0
Carry forward orthodontic activity (UOA)	0
Baseline contract value	£0.00

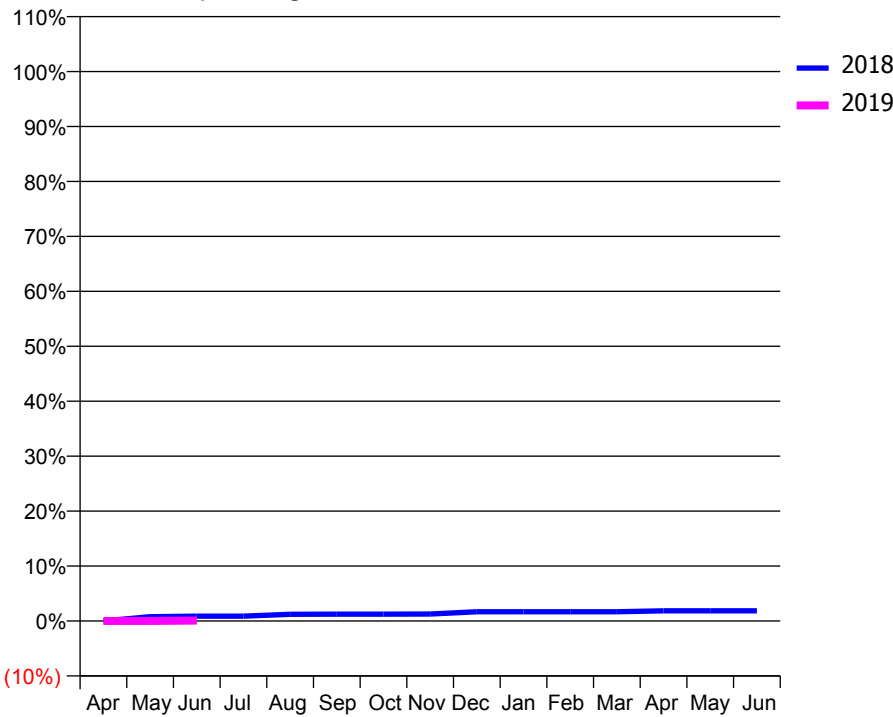
ACCESS*

Patients seen in 24 months	Total	Change since previous quarter
Quarter ending June 2017	1,457	
Quarter ending September 2017	1,169	↓
Quarter ending December 2017	924	↓
Quarter ending March 2018	679	↓
Quarter ending June 2018	469	↓
Variance since June 2017	(67.8%)	↓



ACTIVITY

Cumulative percentage of contracted UDA delivered 2018 & 2019



Month	Adjusted Scheduled Activity (UDA)	
	2018	2019
April	0	0
May	32	0
June	35	3
July	35	
August	49	
September	50	
October	50	
November	51	
December	67	
January	67	
February	67	
March	67	
April	74	
May	74	
June	74	

QUALITY

	Quantity	Base Number	Contract	AT	Region	England
% of FP17s for the same patient ID Re-attending within 3 months - Children	0	1	0.0%	10.5%	11.5%	11.5%
% of FP17s for the same patient ID Re-attending within 3 months - Adults	0	5	0.0%	15.7%	16.6%	15.4%
% of FP17s for the same patient ID Re-attending between 3 & 9 months - Children	1	1	100.0%	44.8%	48.8%	58.9%
% of FP17s for the same patient ID Re-attending between 3 & 9 months - Adults	1	5	20.0%	37.3%	39.3%	51.6%
% of FP17s for Band 1 Urgent Courses	0	1	0.0%	10.9%	10.6%	8.9%
% of FP17s Relating to Free Repair or Replacements	0	1	0.0%	0.5%	0.5%	0.8%
% of FP17s Relating to Continuations	0	1	0.0%	0.7%	0.7%	0.9%
% of Patients satisfied with the dentistry they have received	0	0	N/A	91.0%	90.4%	93.2%
% of Patients satisfied with the time they had to wait for an appointment	0	0	N/A	83.8%	85.3%	88.8%

* This is based on patients treated on this contract for their most recent course of treatment. Figures in italics indicate the base number of FP17s or Patient Questionnaire responses are less than 100. N/A is shown where the base number of responses is less than 10 during the period. % is calculated as Quantity/Base number*100

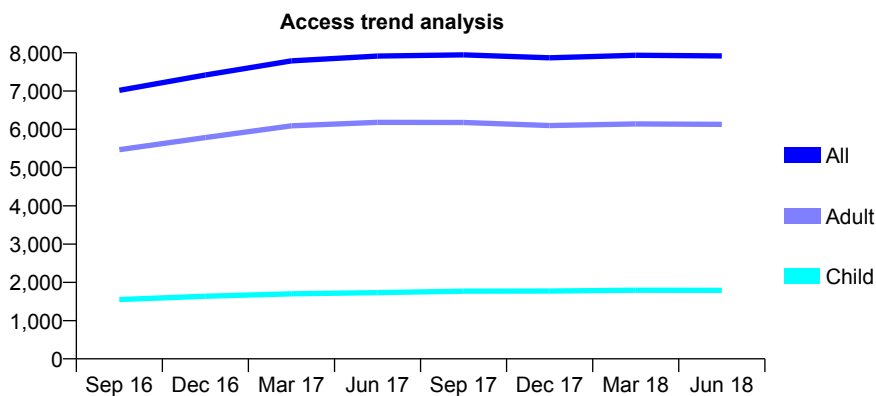
Q61 - Vital Signs At a Glance Contract Report for 182346/0001 - June 2018

Name or company name	Trinity Dental Surgery Ltd
Contract type name	GDS Contract
Purpose of contract	General
Contract start date	01/04/2015
Contract end date	

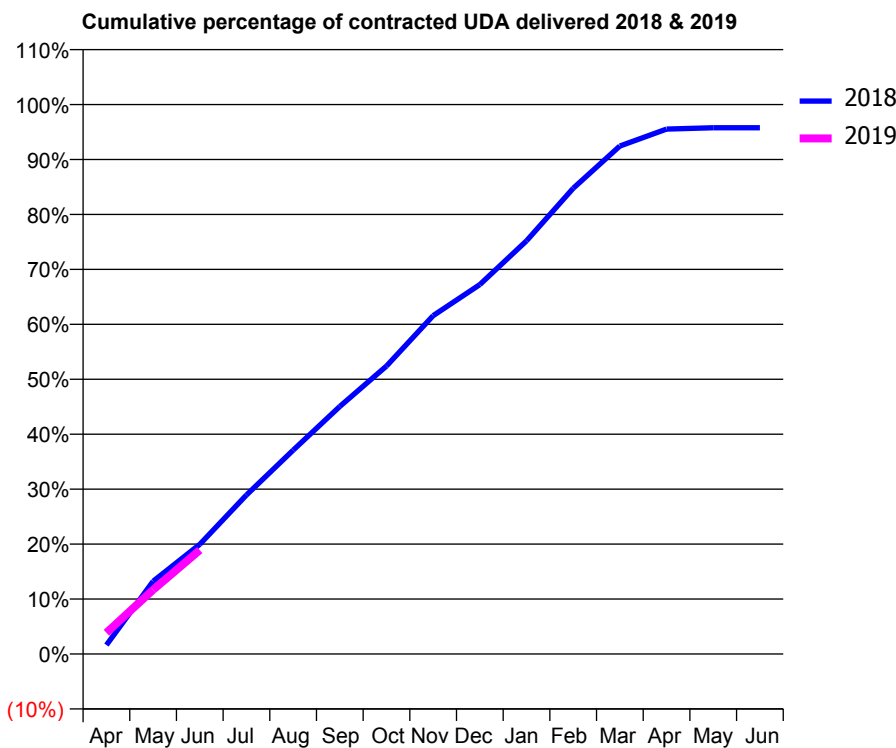
18/19 Contracted general activity (UDA)	19,476
Carry forward general activity (UDA)	0
18/19 Contracted orthodontic activity (UOA)	0
Carry forward orthodontic activity (UOA)	0
Baseline contract value	£527,937.35

ACCESS*

Patients seen in 24 months	Total	Change since previous quarter
Quarter ending June 2017	7,915	
Quarter ending September 2017	7,947	→
Quarter ending December 2017	7,871	→
Quarter ending March 2018	7,937	→
Quarter ending June 2018	7,919	→
Variance since June 2017	0.1%	→



ACTIVITY



Month	Adjusted Scheduled Activity (UDA)	
	2018	2019
April	320	754
May	2,577	2,277
June	3,890	3,684
July	5,634	
August	7,226	
September	8,776	
October	10,208	
November	11,995	
December	13,092	
January	14,644	
February	16,505	
March	18,004	
April	18,604	
May	18,654	
June	18,654	

QUALITY

	Quantity	Base Number	Contract	AT	Region	England
% of FP17s for the same patient ID Re-attending within 3 months - Children	24	567	4.2%	10.5%	11.5%	11.5%
% of FP17s for the same patient ID Re-attending within 3 months - Adults	234	1,761	13.3%	15.7%	16.6%	15.4%
% of FP17s for the same patient ID Re-attending between 3 & 9 months - Children	283	567	49.9%	44.8%	48.8%	58.9%
% of FP17s for the same patient ID Re-attending between 3 & 9 months - Adults	735	1,761	41.7%	37.3%	39.3%	51.6%
% of FP17s for Band 1 Urgent Courses	171	1,986	8.6%	10.9%	10.6%	8.9%
% of FP17s Relating to Free Repair or Replacements	17	1,986	0.9%	0.5%	0.5%	0.8%
% of FP17s Relating to Continuations	40	1,986	2.0%	0.7%	0.7%	0.9%
% of Patients satisfied with the dentistry they have received	2	2	N/A	91.0%	90.4%	93.2%
% of Patients satisfied with the time they had to wait for an appointment	2	2	N/A	83.8%	85.3%	88.8%

* This is based on patients treated on this contract for their most recent course of treatment. Figures in italics indicate the base number of FP17s or Patient Questionnaire responses are less than 100. N/A is shown where the base number of responses is less than 10 during the period. % is calculated as Quantity/Base number*100

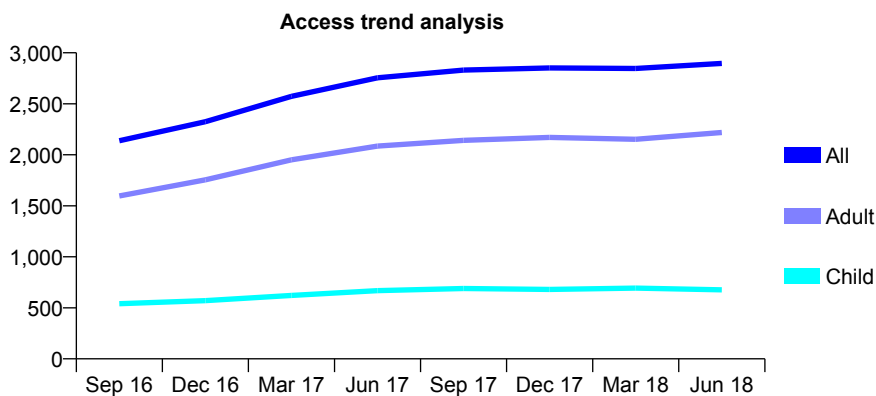
Q61 - Vital Signs At a Glance Contract Report for 183466/0001 - June 2018

Name or company name	Dharmesh Patel
Contract type name	GDS Contract
Purpose of contract	General
Contract start date	01/08/2015
Contract end date	

18/19 Contracted general activity (UDA)	8,498
Carry forward general activity (UDA)	0
18/19 Contracted orthodontic activity (UOA)	0
Carry forward orthodontic activity (UOA)	0
Baseline contract value	£252,137.09

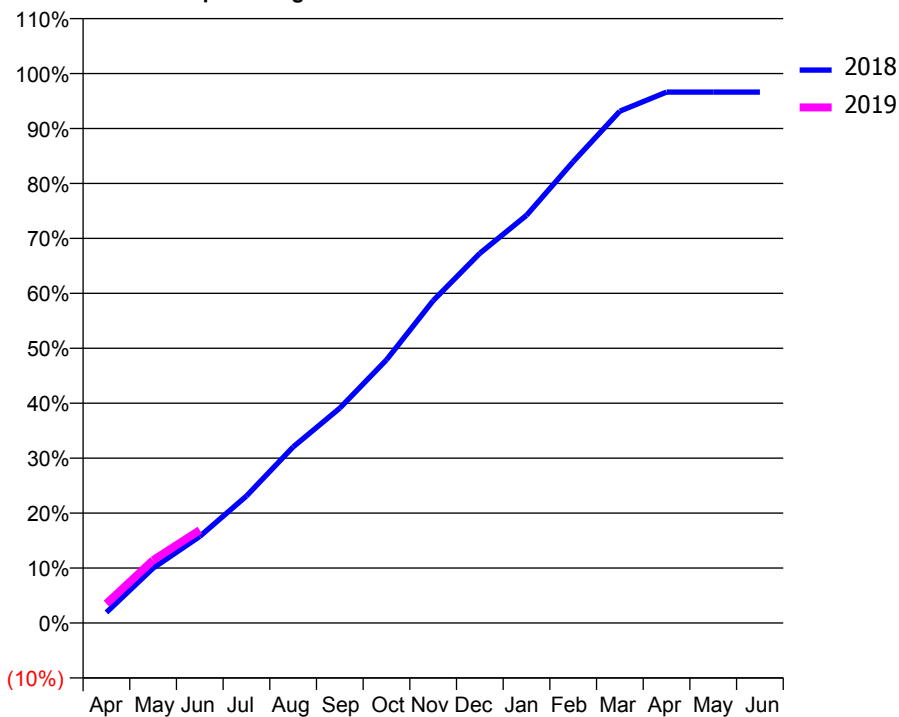
ACCESS*

Patients seen in 24 months	Total	Change since previous quarter
Quarter ending June 2017	2,755	
Quarter ending September 2017	2,831	↑
Quarter ending December 2017	2,851	→
Quarter ending March 2018	2,846	→
Quarter ending June 2018	2,896	→
Variance since June 2017	5.1%	↑



ACTIVITY

Cumulative percentage of contracted UDA delivered 2018 & 2019



Month	Adjusted Scheduled Activity (UDA)	
	2018	2019
April	163	300
May	848	973
June	1,340	1,435
July	1,964	
August	2,722	
September	3,322	
October	4,069	
November	4,986	
December	5,718	
January	6,305	
February	7,134	
March	7,915	
April	8,211	
May	8,211	
June	8,210	

QUALITY

	Quantity	Base Number	Contract	AT	Region	England
% of FP17s for the same patient ID Re-attending within 3 months - Children	15	175	8.6%	10.5%	11.5%	11.5%
% of FP17s for the same patient ID Re-attending within 3 months - Adults	72	522	13.8%	15.7%	16.6%	15.4%
% of FP17s for the same patient ID Re-attending between 3 & 9 months - Children	80	175	45.7%	44.8%	48.8%	58.9%
% of FP17s for the same patient ID Re-attending between 3 & 9 months - Adults	148	522	28.4%	37.3%	39.3%	51.6%
% of FP17s for Band 1 Urgent Courses	77	595	12.9%	10.9%	10.6%	8.9%
% of FP17s Relating to Free Repair or Replacements	4	595	0.7%	0.5%	0.5%	0.8%
% of FP17s Relating to Continuations	0	595	0.0%	0.7%	0.7%	0.9%
% of Patients satisfied with the dentistry they have received	1	1	N/A	91.0%	90.4%	93.2%
% of Patients satisfied with the time they had to wait for an appointment	1	1	N/A	83.8%	85.3%	88.8%

* This is based on patients treated on this contract for their most recent course of treatment. Figures in italics indicate the base number of FP17s or Patient Questionnaire responses are less than 100. N/A is shown where the base number of responses is less than 10 during the period. % is calculated as Quantity/Base number*100

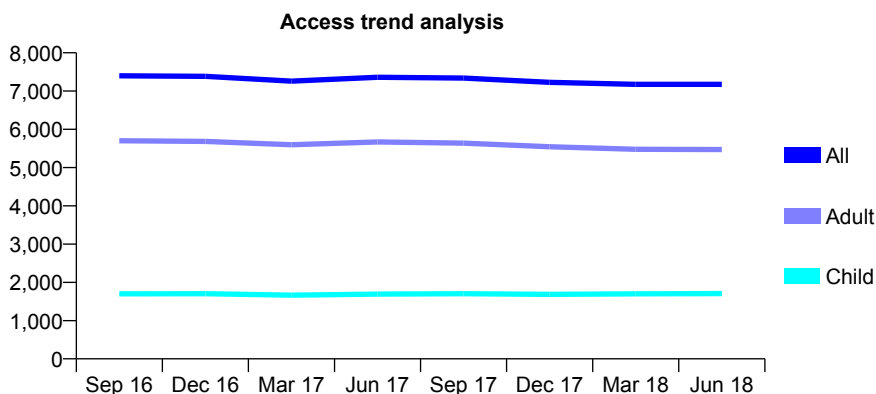
Q61 - Vital Signs At a Glance Contract Report for 185817/0001 - June 2018

Name or company name	DIPS Dental Surgery
Contract type name	GDS Contract
Purpose of contract	General
Contract start date	01/06/2006
Contract end date	

18/19 Contracted general activity (UDA)	24,000
Carry forward general activity (UDA)	0
18/19 Contracted orthodontic activity (UOA)	0
Carry forward orthodontic activity (UOA)	0
Baseline contract value	£672,622.92

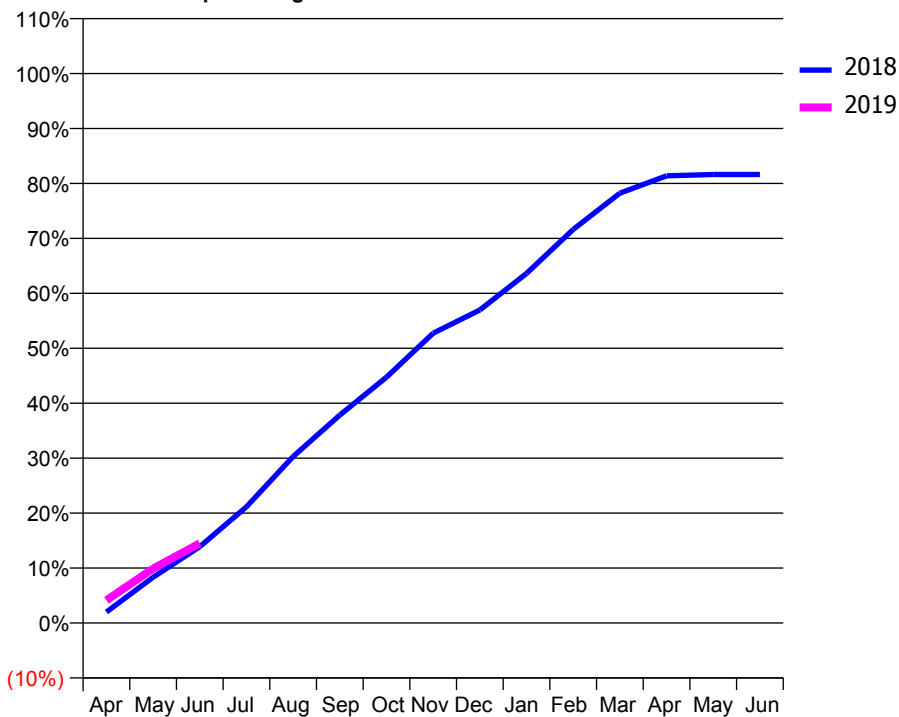
ACCESS*

Patients seen in 24 months	Total	Change since previous quarter
Quarter ending June 2017	7,360	
Quarter ending September 2017	7,341	→
Quarter ending December 2017	7,228	↓
Quarter ending March 2018	7,177	→
Quarter ending June 2018	7,177	→
Variance since June 2017	(2.5%)	↓



ACTIVITY

Cumulative percentage of contracted UDA delivered 2018 & 2019



Adjusted Scheduled Activity (UDA)

Month	2018	2019
April	479	992
May	1,999	2,378
June	3,333	3,482
July	5,076	
August	7,271	
September	9,083	
October	10,738	
November	12,659	
December	13,672	
January	15,268	
February	17,189	
March	18,773	
April	19,528	
May	19,588	
June	19,587	

QUALITY

	Quantity	Base Number	Contract	AT	Region	England
% of FP17s for the same patient ID Re-attending within 3 months - Children	35	487	7.2%	10.5%	11.5%	11.5%
% of FP17s for the same patient ID Re-attending within 3 months - Adults	147	1,298	11.3%	15.7%	16.6%	15.4%
% of FP17s for the same patient ID Re-attending between 3 & 9 months - Children	207	487	42.5%	44.8%	48.8%	58.9%
% of FP17s for the same patient ID Re-attending between 3 & 9 months - Adults	519	1,298	40.0%	37.3%	39.3%	51.6%
% of FP17s for Band 1 Urgent Courses	129	1,411	9.1%	10.9%	10.6%	8.9%
% of FP17s Relating to Free Repair or Replacements	29	1,411	2.1%	0.5%	0.5%	0.8%
% of FP17s Relating to Continuations	5	1,411	0.4%	0.7%	0.7%	0.9%
% of Patients satisfied with the dentistry they have received	4	4	N/A	91.0%	90.4%	93.2%
% of Patients satisfied with the time they had to wait for an appointment	4	4	N/A	83.8%	85.3%	88.8%

* This is based on patients treated on this contract for their most recent course of treatment. Figures in italics indicate the base number of FP17s or Patient Questionnaire responses are less than 100. N/A is shown where the base number of responses is less than 10 during the period. % is calculated as Quantity/Base number*100

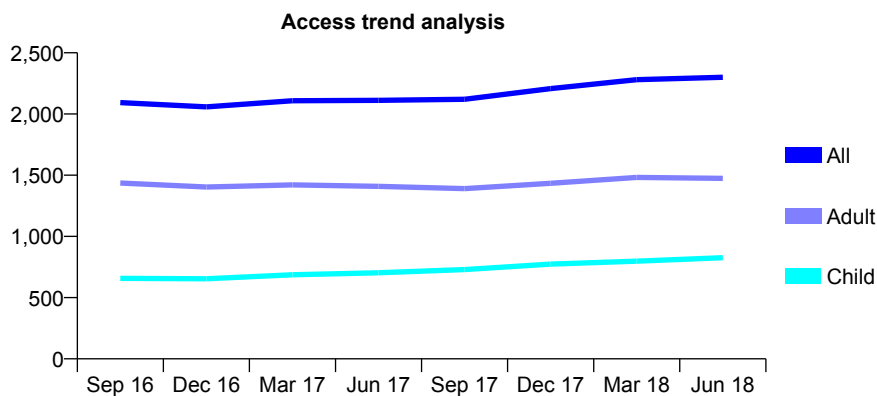
Q61 - Vital Signs At a Glance Contract Report for 187062/0001 - June 2018

Name or company name	I E Barmania and A Vawda
Contract type name	GDS Contract
Purpose of contract	General
Contract start date	26/01/2009
Contract end date	

18/19 Contracted general activity (UDA)	7,047
Carry forward general activity (UDA)	0
18/19 Contracted orthodontic activity (UOA)	0
Carry forward orthodontic activity (UOA)	0
Baseline contract value	£185,966.02

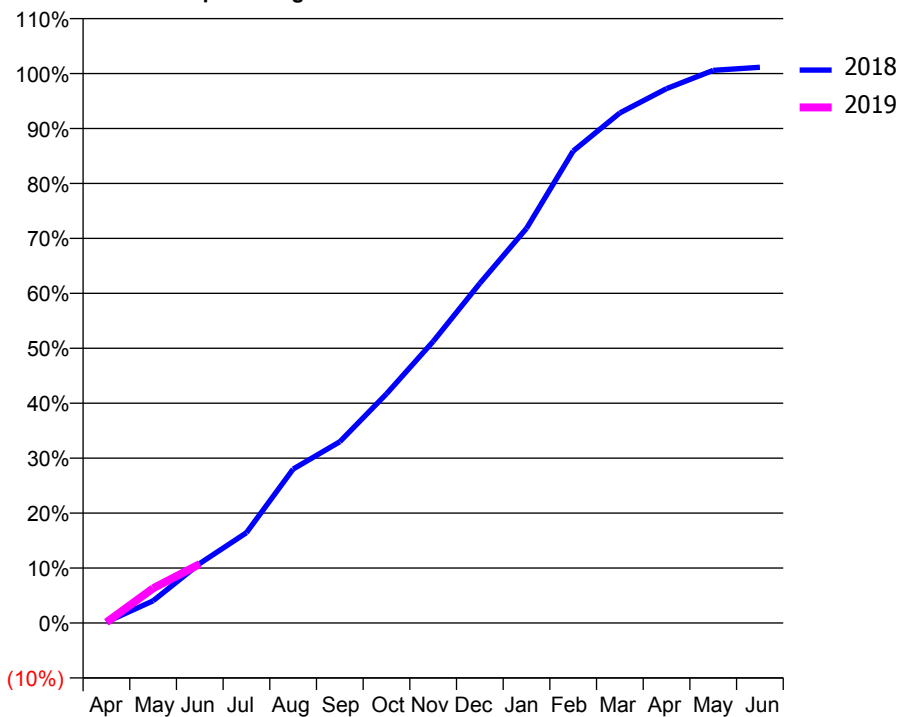
ACCESS*

Patients seen in 24 months	Total	Change since previous quarter
Quarter ending June 2017	2,112	
Quarter ending September 2017	2,120	→
Quarter ending December 2017	2,208	↑
Quarter ending March 2018	2,280	↑
Quarter ending June 2018	2,300	→
Variance since June 2017	8.9%	↑



ACTIVITY

Cumulative percentage of contracted UDA delivered 2018 & 2019



Month	Adjusted Scheduled Activity (UDA)	
	2018	2019
April	12	9
May	285	445
June	764	757
July	1,158	
August	1,975	
September	2,325	
October	2,939	
November	3,611	
December	4,356	
January	5,060	
February	6,053	
March	6,542	
April	6,853	
May	7,088	
June	7,127	

QUALITY

	Quantity	Base Number	Contract	AT	Region	England
% of FP17s for the same patient ID Re-attending within 3 months - Children	6	242	2.5%	10.5%	11.5%	11.5%
% of FP17s for the same patient ID Re-attending within 3 months - Adults	35	346	10.1%	15.7%	16.6%	15.4%
% of FP17s for the same patient ID Re-attending between 3 & 9 months - Children	121	242	50.0%	44.8%	48.8%	58.9%
% of FP17s for the same patient ID Re-attending between 3 & 9 months - Adults	166	346	48.0%	37.3%	39.3%	51.6%
% of FP17s for Band 1 Urgent Courses	36	365	9.9%	10.9%	10.6%	8.9%
% of FP17s Relating to Free Repair or Replacements	0	365	0.0%	0.5%	0.5%	0.8%
% of FP17s Relating to Continuations	3	365	0.8%	0.7%	0.7%	0.9%
% of Patients satisfied with the dentistry they have received	2	2	N/A	91.0%	90.4%	93.2%
% of Patients satisfied with the time they had to wait for an appointment	1	2	N/A	83.8%	85.3%	88.8%

* This is based on patients treated on this contract for their most recent course of treatment. Figures in italics indicate the base number of FP17s or Patient Questionnaire responses are less than 100. N/A is shown where the base number of responses is less than 10 during the period. % is calculated as Quantity/Base number*100

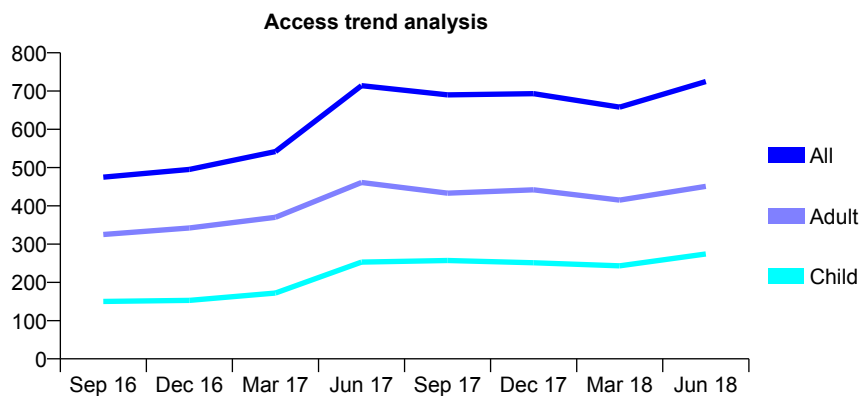
Q61 - Vital Signs At a Glance Contract Report for 188697/0001 - June 2018

Name or company name	F Mian Dental Surgery
Contract type name	GDS Contract
Purpose of contract	General
Contract start date	01/03/2015
Contract end date	

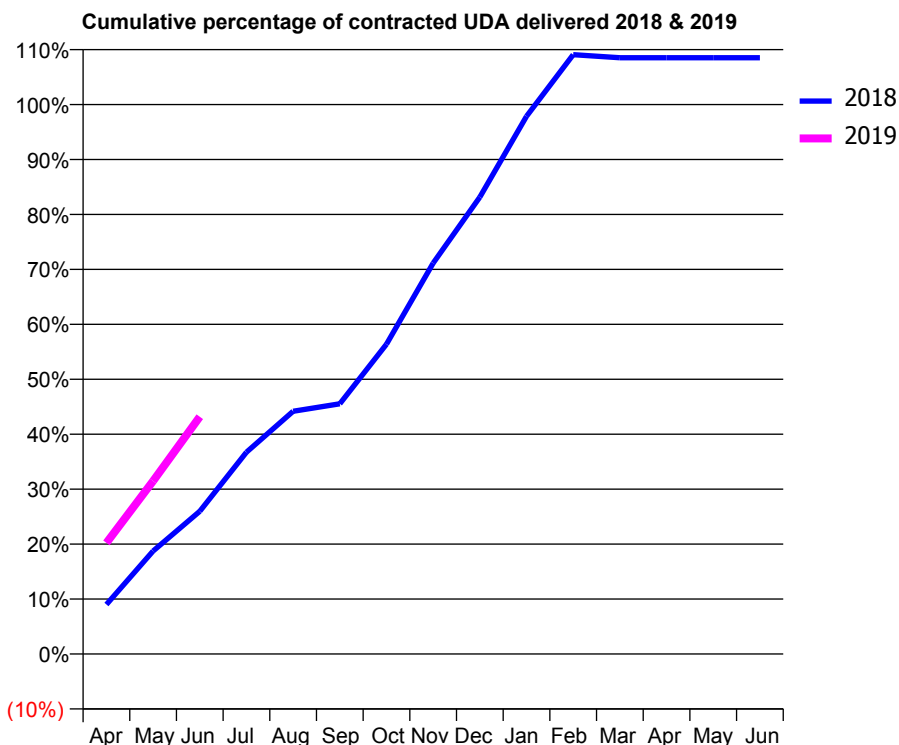
18/19 Contracted general activity (UDA)	2,177
Carry forward general activity (UDA)	0
18/19 Contracted orthodontic activity (UOA)	0
Carry forward orthodontic activity (UOA)	0
Baseline contract value	£62,349.32

ACCESS*

Patients seen in 24 months	Total	Change since previous quarter
Quarter ending June 2017	714	
Quarter ending September 2017	690	↓
Quarter ending December 2017	693	→
Quarter ending March 2018	658	↓
Quarter ending June 2018	725	↑
Variance since June 2017	1.5%	→



ACTIVITY



Adjusted Scheduled Activity (UDA)		
Month	2018	2019
April	196	440
May	408	685
June	566	940
July	800	
August	962	
September	992	
October	1,228	
November	1,549	
December	1,810	
January	2,130	
February	2,374	
March	2,362	
April	2,362	
May	2,362	
June	2,362	

QUALITY

	Quantity	Base Number	Contract	AT	Region	England
% of FP17s for the same patient ID Re-attending within 3 months - Children	0	80	0.0%	10.5%	11.5%	11.5%
% of FP17s for the same patient ID Re-attending within 3 months - Adults	1	99	1.0%	15.7%	16.6%	15.4%
% of FP17s for the same patient ID Re-attending between 3 & 9 months - Children	19	80	23.8%	44.8%	48.8%	58.9%
% of FP17s for the same patient ID Re-attending between 3 & 9 months - Adults	12	99	12.1%	37.3%	39.3%	51.6%
% of FP17s for Band 1 Urgent Courses	1	175	0.6%	10.9%	10.6%	8.9%
% of FP17s Relating to Free Repair or Replacements	0	175	0.0%	0.5%	0.5%	0.8%
% of FP17s Relating to Continuations	0	175	0.0%	0.7%	0.7%	0.9%
% of Patients satisfied with the dentistry they have received	0	0	N/A	91.0%	90.4%	93.2%
% of Patients satisfied with the time they had to wait for an appointment	0	0	N/A	83.8%	85.3%	88.8%

* This is based on patients treated on this contract for their most recent course of treatment. Figures in italics indicate the base number of FP17s or Patient Questionnaire responses are less than 100. N/A is shown where the base number of responses is less than 10 during the period. % is calculated as Quantity/Base number*100

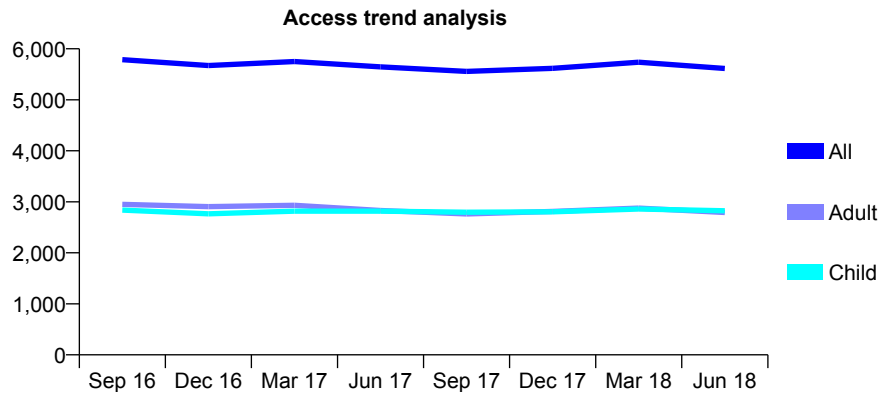
Q61 - Vital Signs At a Glance Contract Report for 188883/0001 - June 2018

Name or company name	The Angel Dental Practice Ltd
Contract type name	GDS Contract
Purpose of contract	General
Contract start date	01/04/2012
Contract end date	

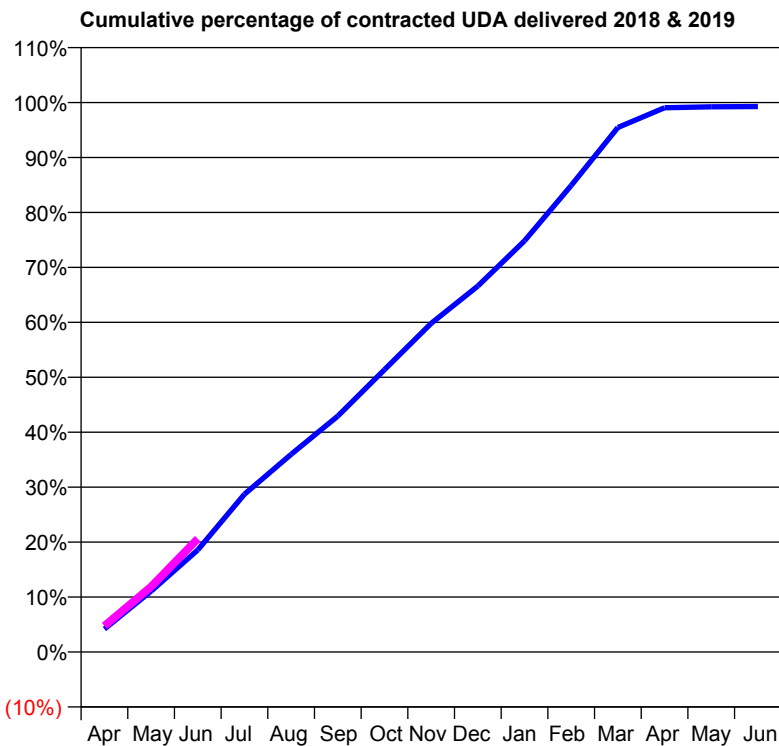
18/19 Contracted general activity (UDA)	18,415
Carry forward general activity (UDA)	0
18/19 Contracted orthodontic activity (UOA)	0
Carry forward orthodontic activity (UOA)	0
Baseline contract value	£528,238.71

ACCESS*

Patients seen in 24 months	Total	Change since previous quarter
Quarter ending June 2017	5,647	
Quarter ending September 2017	5,557	↓
Quarter ending December 2017	5,617	→
Quarter ending March 2018	5,738	↑
Quarter ending June 2018	5,615	↓
Variance since June 2017	(0.6%)	→



ACTIVITY



Adjusted Scheduled Activity (UDA)		
Month	2018	2019
April	770	875
May	2,040	2,189
June	3,422	3,794
July	5,288	
August	6,626	
September	7,909	
October	9,462	
November	11,013	
December	12,266	
January	13,781	
February	15,635	
March	17,580	
April	18,241	
May	18,271	
June	18,281	

QUALITY

	Quantity	Base Number	Contract	AT	Region	England
% of FP17s for the same patient ID Re-attending within 3 months - Children	83	832	10.0%	10.5%	11.5%	11.5%
% of FP17s for the same patient ID Re-attending within 3 months - Adults	201	790	25.4%	15.7%	16.6%	15.4%
% of FP17s for the same patient ID Re-attending between 3 & 9 months - Children	352	832	42.3%	44.8%	48.8%	58.9%
% of FP17s for the same patient ID Re-attending between 3 & 9 months - Adults	268	790	33.9%	37.3%	39.3%	51.6%
% of FP17s for Band 1 Urgent Courses	217	1,409	15.4%	10.9%	10.6%	8.9%
% of FP17s Relating to Free Repair or Replacements	4	1,409	0.3%	0.5%	0.5%	0.8%
% of FP17s Relating to Continuations	4	1,409	0.3%	0.7%	0.7%	0.9%
% of Patients satisfied with the dentistry they have received	4	4	N/A	91.0%	90.4%	93.2%
% of Patients satisfied with the time they had to wait for an appointment	4	4	N/A	83.8%	85.3%	88.8%

* This is based on patients treated on this contract for their most recent course of treatment. Figures in italics indicate the base number of FP17s or Patient Questionnaire responses are less than 100. N/A is shown where the base number of responses is less than 10 during the period. % is calculated as Quantity/Base number*100

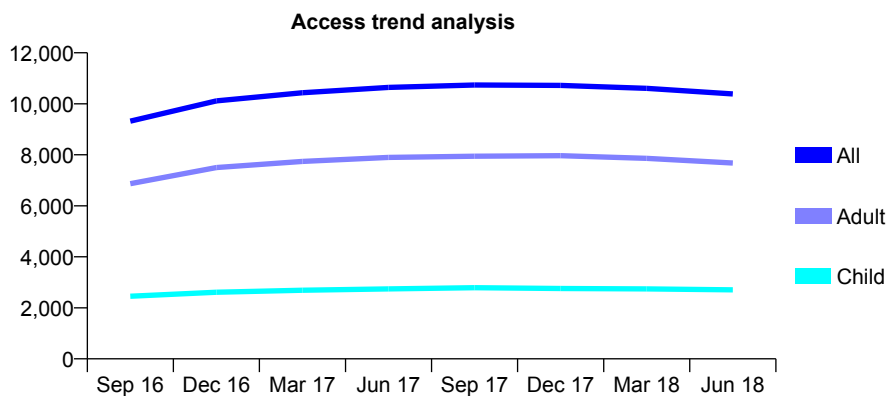
Q61 - Vital Signs At a Glance Contract Report for 190799/0001 - June 2018

Name or company name	P J Dental Surgery
Contract type name	GDS Contract
Purpose of contract	General and Orthodontic
Contract start date	01/02/2015
Contract end date	

18/19 Contracted general activity (UDA)	29,693
Carry forward general activity (UDA)	0
18/19 Contracted orthodontic activity (UOA)	1,614
Carry forward orthodontic activity (UOA)	0
Baseline contract value	£1,033,532.63

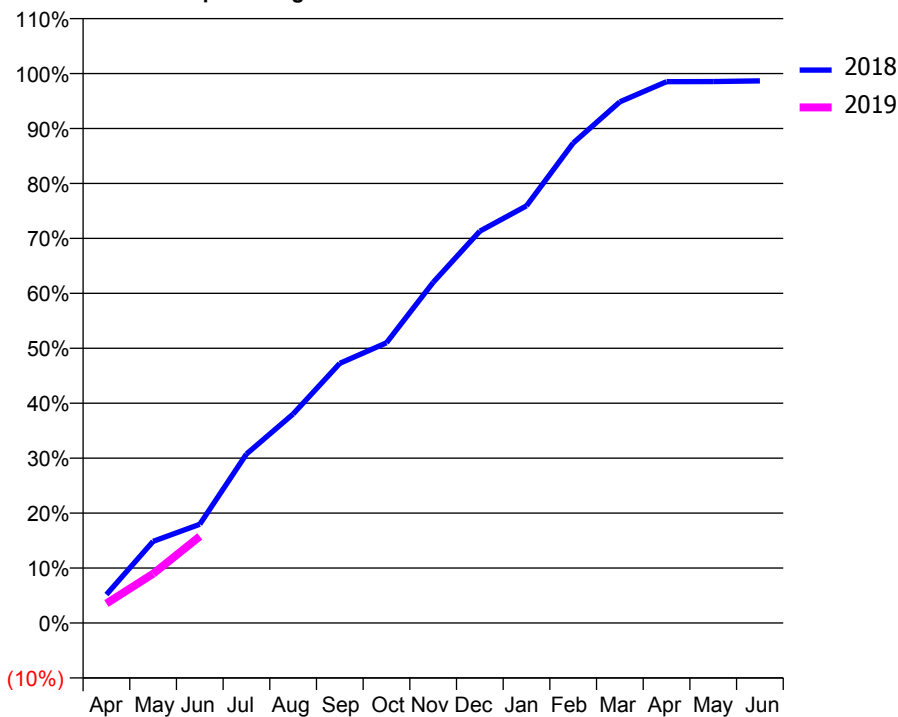
ACCESS*

Patients seen in 24 months	Total	Change since previous quarter
Quarter ending June 2017	10,644	
Quarter ending September 2017	10,735	→
Quarter ending December 2017	10,724	→
Quarter ending March 2018	10,607	↓
Quarter ending June 2018	10,386	↓
Variance since June 2017	(2.4%)	↓



ACTIVITY

Cumulative percentage of contracted UDA delivered 2018 & 2019



Adjusted Scheduled Activity (UDA)

Month	2018	2019
April	1,537	1,059
May	4,416	2,665
June	5,337	4,677
July	9,131	
August	11,294	
September	14,032	
October	15,139	
November	18,404	
December	21,171	
January	22,542	
February	25,939	
March	28,165	
April	29,252	
May	29,255	
June	29,296	

QUALITY

	Quantity	Base Number	Contract	AT	Region	England
% of FP17s for the same patient ID Re-attending within 3 months - Children	60	655	9.2%	10.5%	11.5%	11.5%
% of FP17s for the same patient ID Re-attending within 3 months - Adults	145	1,405	10.3%	15.7%	16.6%	15.4%
% of FP17s for the same patient ID Re-attending between 3 & 9 months - Children	234	655	35.7%	44.8%	48.8%	58.9%
% of FP17s for the same patient ID Re-attending between 3 & 9 months - Adults	359	1,405	25.6%	37.3%	39.3%	51.6%
% of FP17s for Band 1 Urgent Courses	217	1,658	13.1%	10.9%	10.6%	8.9%
% of FP17s Relating to Free Repair or Replacements	8	1,658	0.5%	0.5%	0.5%	0.8%
% of FP17s Relating to Continuations	6	1,658	0.4%	0.7%	0.7%	0.9%
% of Patients satisfied with the dentistry they have received	3	3	N/A	91.0%	90.4%	93.2%
% of Patients satisfied with the time they had to wait for an appointment	3	3	N/A	83.8%	85.3%	88.8%

* This is based on patients treated on this contract for their most recent course of treatment. Figures in italics indicate the base number of FP17s or Patient Questionnaire responses are less than 100. N/A is shown where the base number of responses is less than 10 during the period. % is calculated as Quantity/Base number*100

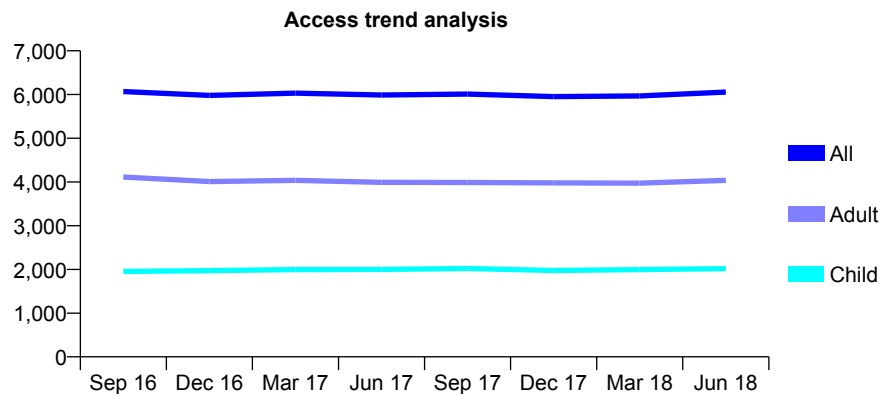
Q61 - Vital Signs At a Glance Contract Report for 190993/0001 - June 2018

Name or company name	MR JP SHAH and MS M SHAH
Contract type name	GDS Contract
Purpose of contract	General
Contract start date	01/07/2013
Contract end date	

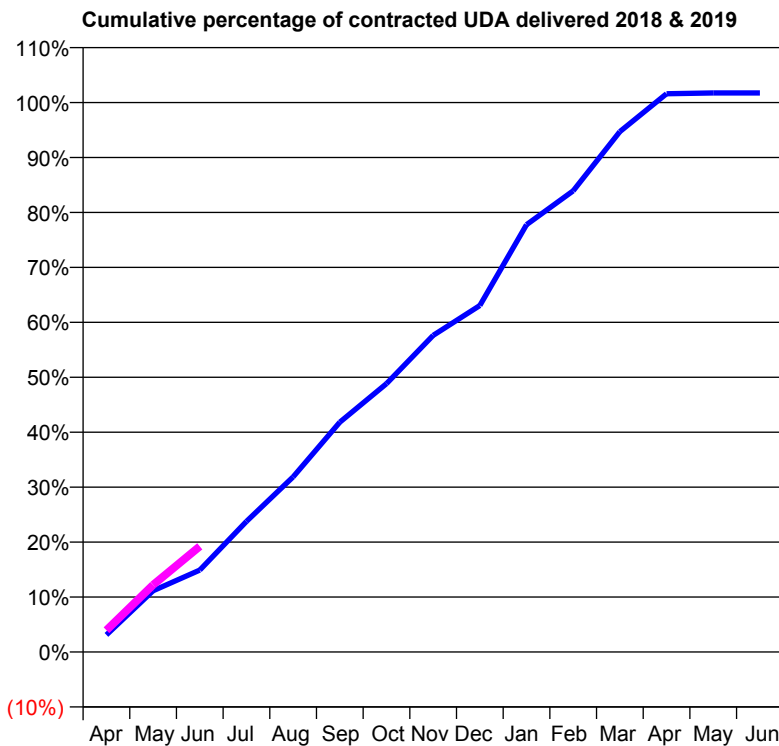
18/19 Contracted general activity (UDA)	20,236
Carry forward general activity (UDA)	0
18/19 Contracted orthodontic activity (UOA)	0
Carry forward orthodontic activity (UOA)	0
Baseline contract value	£603,635.54

ACCESS*

Patients seen in 24 months	Total	Change since previous quarter
Quarter ending June 2017	5,990	
Quarter ending September 2017	6,009	→
Quarter ending December 2017	5,953	→
Quarter ending March 2018	5,968	→
Quarter ending June 2018	6,055	→
Variance since June 2017	1.1%	→



ACTIVITY



Month	Adjusted Scheduled Activity (UDA)	
	2018	2019
April	631	802
May	2,258	2,473
June	3,017	3,889
July	4,809	
August	6,451	
September	8,464	
October	9,884	
November	11,663	
December	12,760	
January	15,737	
February	16,984	
March	19,162	
April	20,558	
May	20,586	
June	20,586	

QUALITY

	Quantity	Base Number	Contract	AT	Region	England
% of FP17s for the same patient ID Re-attending within 3 months - Children	44	655	6.7%	10.5%	11.5%	11.5%
% of FP17s for the same patient ID Re-attending within 3 months - Adults	211	1,271	16.6%	15.7%	16.6%	15.4%
% of FP17s for the same patient ID Re-attending between 3 & 9 months - Children	338	655	51.6%	44.8%	48.8%	58.9%
% of FP17s for the same patient ID Re-attending between 3 & 9 months - Adults	554	1,271	43.6%	37.3%	39.3%	51.6%
% of FP17s for Band 1 Urgent Courses	132	1,369	9.6%	10.9%	10.6%	8.9%
% of FP17s Relating to Free Repair or Replacements	1	1,369	0.1%	0.5%	0.5%	0.8%
% of FP17s Relating to Continuations	16	1,369	1.2%	0.7%	0.7%	0.9%
% of Patients satisfied with the dentistry they have received	5	6	N/A	91.0%	90.4%	93.2%
% of Patients satisfied with the time they had to wait for an appointment	5	6	N/A	83.8%	85.3%	88.8%

* This is based on patients treated on this contract for their most recent course of treatment. Figures in italics indicate the base number of FP17s or Patient Questionnaire responses are less than 100. N/A is shown where the base number of responses is less than 10 during the period. % is calculated as Quantity/Base number*100

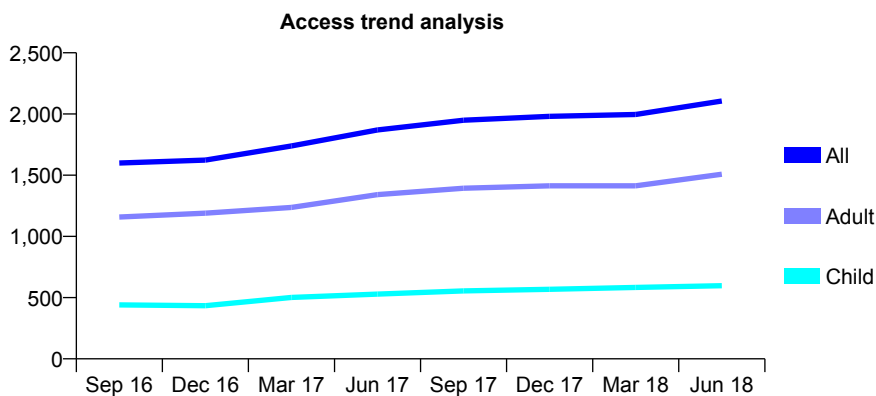
Q61 - Vital Signs At a Glance Contract Report for 191019/0001 - June 2018

Name or company name	Mr Jinesh Patel
Contract type name	GDS Contract
Purpose of contract	General
Contract start date	01/03/2012
Contract end date	

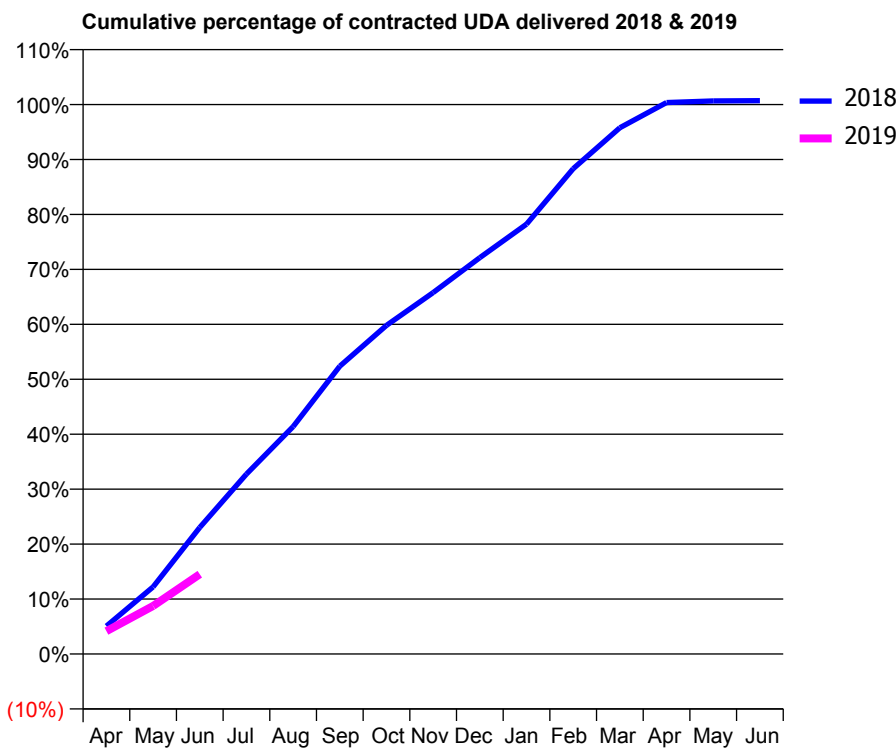
18/19 Contracted general activity (UDA)	5,037
Carry forward general activity (UDA)	0
18/19 Contracted orthodontic activity (UOA)	0
Carry forward orthodontic activity (UOA)	0
Baseline contract value	£194,079.54

ACCESS*

Patients seen in 24 months	Total	Change since previous quarter
Quarter ending June 2017	1,870	
Quarter ending September 2017	1,949	↑
Quarter ending December 2017	1,981	→
Quarter ending March 2018	1,996	→
Quarter ending June 2018	2,106	↑
Variance since June 2017	12.6%	↑



ACTIVITY



Month	Adjusted Scheduled Activity (UDA)	
	2018	2019
April	256	210
May	615	441
June	1,161	731
July	1,649	
August	2,085	
September	2,638	
October	3,013	
November	3,313	
December	3,634	
January	3,941	
February	4,449	
March	4,823	
April	5,055	
May	5,070	
June	5,072	

QUALITY

	Quantity	Base Number	Contract	AT	Region	England
% of FP17s for the same patient ID Re-attending within 3 months - Children	3	107	2.8%	10.5%	11.5%	11.5%
% of FP17s for the same patient ID Re-attending within 3 months - Adults	12	260	4.6%	15.7%	16.6%	15.4%
% of FP17s for the same patient ID Re-attending between 3 & 9 months - Children	31	107	29.0%	44.8%	48.8%	58.9%
% of FP17s for the same patient ID Re-attending between 3 & 9 months - Adults	58	260	22.3%	37.3%	39.3%	51.6%
% of FP17s for Band 1 Urgent Courses	21	281	7.5%	10.9%	10.6%	8.9%
% of FP17s Relating to Free Repair or Replacements	0	281	0.0%	0.5%	0.5%	0.8%
% of FP17s Relating to Continuations	2	281	0.7%	0.7%	0.7%	0.9%
% of Patients satisfied with the dentistry they have received	3	3	N/A	91.0%	90.4%	93.2%
% of Patients satisfied with the time they had to wait for an appointment	3	3	N/A	83.8%	85.3%	88.8%

* This is based on patients treated on this contract for their most recent course of treatment. Figures in italics indicate the base number of FP17s or Patient Questionnaire responses are less than 100. N/A is shown where the base number of responses is less than 10 during the period. % is calculated as Quantity/Base number*100

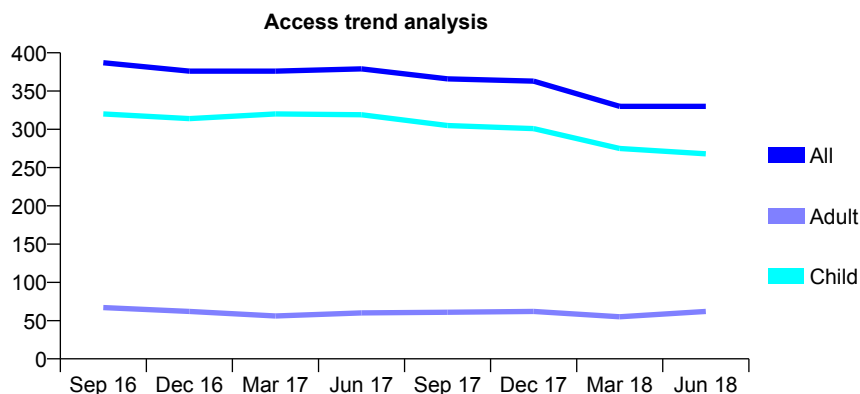
Q61 - Vital Signs At a Glance Contract Report for 192570/0001 - June 2018

Name or company name	Hampden Clinics Limited
Contract type name	GDS Contract
Purpose of contract	General
Contract start date	01/01/2011
Contract end date	

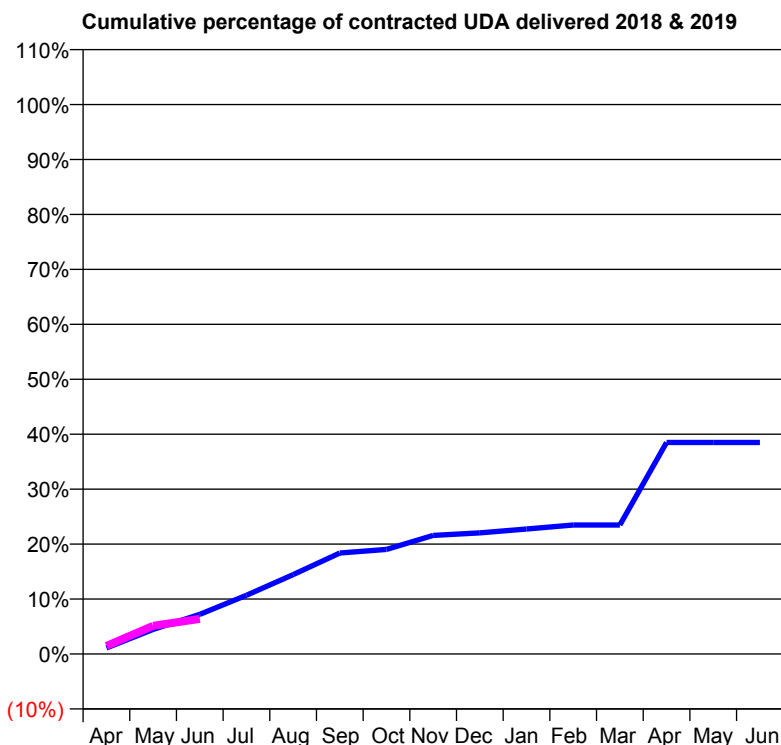
18/19 Contracted general activity (UDA)	1,759
Carry forward general activity (UDA)	0
18/19 Contracted orthodontic activity (UOA)	0
Carry forward orthodontic activity (UOA)	0
Baseline contract value	£45,008.39

ACCESS*

Patients seen in 24 months	Total	Change since previous quarter
Quarter ending June 2017	379	
Quarter ending September 2017	366	↓
Quarter ending December 2017	363	→
Quarter ending March 2018	330	↓
Quarter ending June 2018	330	→
Variance since June 2017	(12.9%)	↓



ACTIVITY



Month	Adjusted Scheduled Activity (UDA)	
	2018	2019
April	19	26
May	79	90
June	127	113
July	188	
August	254	
September	323	
October	335	
November	380	
December	388	
January	400	
February	413	
March	413	
April	677	
May	677	
June	677	

QUALITY

	Quantity	Base Number	Contract	AT	Region	England
% of FP17s for the same patient ID Re-attending within 3 months - Children	8	153	5.2%	10.5%	11.5%	11.5%
% of FP17s for the same patient ID Re-attending within 3 months - Adults	4	19	21.1%	15.7%	16.6%	15.4%
% of FP17s for the same patient ID Re-attending between 3 & 9 months - Children	66	153	43.1%	44.8%	48.8%	58.9%
% of FP17s for the same patient ID Re-attending between 3 & 9 months - Adults	4	19	21.1%	37.3%	39.3%	51.6%
% of FP17s for Band 1 Urgent Courses	3	50	6.0%	10.9%	10.6%	8.9%
% of FP17s Relating to Free Repair or Replacements	0	50	0.0%	0.5%	0.5%	0.8%
% of FP17s Relating to Continuations	0	50	0.0%	0.7%	0.7%	0.9%
% of Patients satisfied with the dentistry they have received	0	0	N/A	91.0%	90.4%	93.2%
% of Patients satisfied with the time they had to wait for an appointment	0	0	N/A	83.8%	85.3%	88.8%

* This is based on patients treated on this contract for their most recent course of treatment. Figures in italics indicate the base number of FP17s or Patient Questionnaire responses are less than 100. N/A is shown where the base number of responses is less than 10 during the period. % is calculated as Quantity/Base number*100

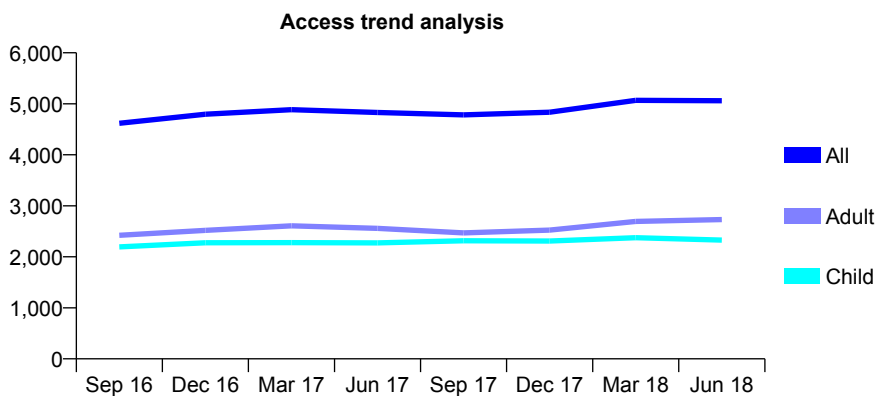
Q61 - Vital Signs At a Glance Contract Report for 192651/0001 - June 2018

Name or company name	Goodmayes Dental Practice Ltd
Contract type name	GDS Contract
Purpose of contract	General
Contract start date	01/09/2010
Contract end date	

18/19 Contracted general activity (UDA)	13,676
Carry forward general activity (UDA)	0
18/19 Contracted orthodontic activity (UOA)	0
Carry forward orthodontic activity (UOA)	0
Baseline contract value	£436,460.37

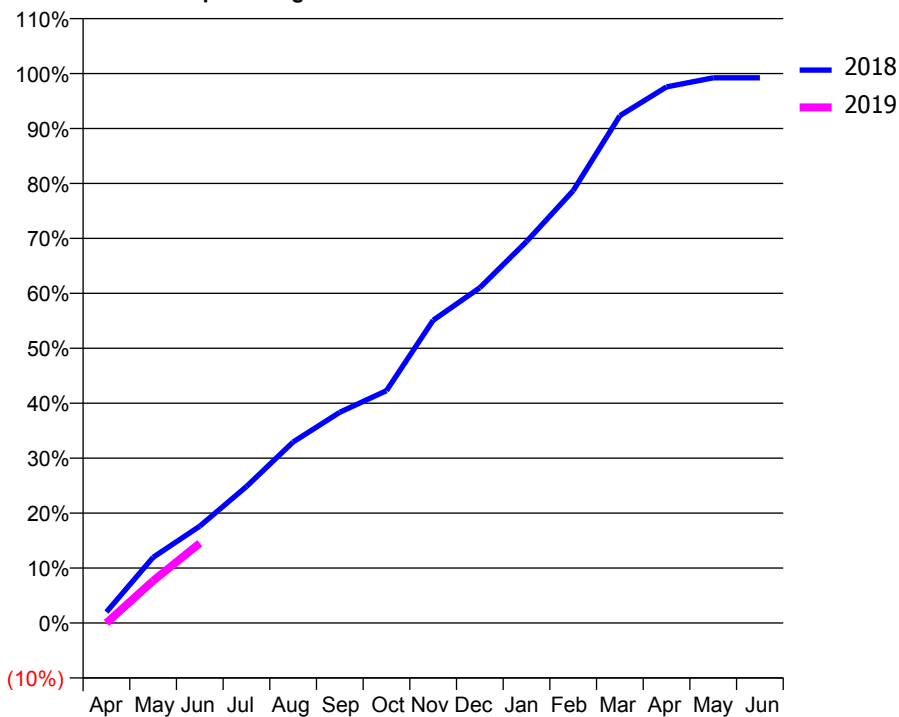
ACCESS*

Patients seen in 24 months	Total	Change since previous quarter
Quarter ending June 2017	4,830	
Quarter ending September 2017	4,783	→
Quarter ending December 2017	4,834	→
Quarter ending March 2018	5,069	↑
Quarter ending June 2018	5,059	→
Variance since June 2017	4.7%	↑



ACTIVITY

Cumulative percentage of contracted UDA delivered 2018 & 2019



Month	Adjusted Scheduled Activity (UDA)	
	2018	2019
April	274	0
May	1,634	1,050
June	2,410	1,985
July	3,398	
August	4,506	
September	5,244	
October	5,782	
November	7,535	
December	8,345	
January	9,494	
February	10,759	
March	12,626	
April	13,344	
May	13,568	
June	13,569	

QUALITY

	Quantity	Base Number	Contract	AT	Region	England
% of FP17s for the same patient ID Re-attending within 3 months - Children	70	566	12.4%	10.5%	11.5%	11.5%
% of FP17s for the same patient ID Re-attending within 3 months - Adults	71	572	12.4%	15.7%	16.6%	15.4%
% of FP17s for the same patient ID Re-attending between 3 & 9 months - Children	271	566	47.9%	44.8%	48.8%	58.9%
% of FP17s for the same patient ID Re-attending between 3 & 9 months - Adults	166	572	29.0%	37.3%	39.3%	51.6%
% of FP17s for Band 1 Urgent Courses	59	789	7.5%	10.9%	10.6%	8.9%
% of FP17s Relating to Free Repair or Replacements	0	789	0.0%	0.5%	0.5%	0.8%
% of FP17s Relating to Continuations	1	789	0.1%	0.7%	0.7%	0.9%
% of Patients satisfied with the dentistry they have received	2	2	N/A	91.0%	90.4%	93.2%
% of Patients satisfied with the time they had to wait for an appointment	1	2	N/A	83.8%	85.3%	88.8%

* This is based on patients treated on this contract for their most recent course of treatment. Figures in italics indicate the base number of FP17s or Patient Questionnaire responses are less than 100. N/A is shown where the base number of responses is less than 10 during the period. % is calculated as Quantity/Base number*100

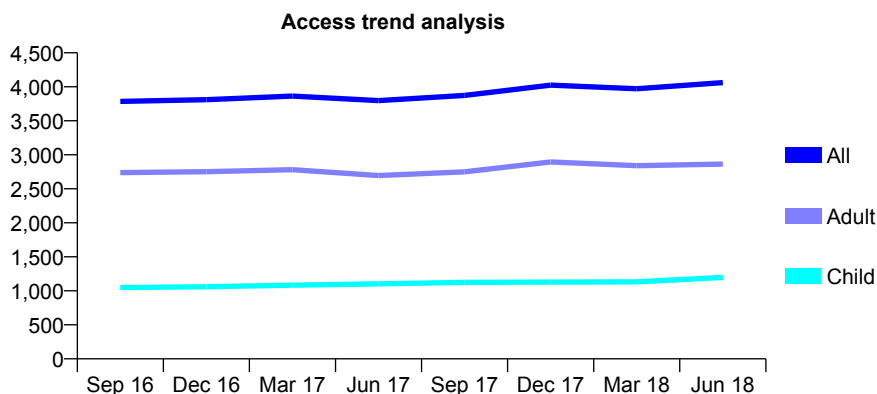
Q61 - Vital Signs At a Glance Contract Report for 193127/0001 - June 2018

Name or company name	RUSHDENT LIMITED
Contract type name	GDS Contract
Purpose of contract	General
Contract start date	01/04/2011
Contract end date	

18/19 Contracted general activity (UDA)	9,924
Carry forward general activity (UDA)	0
18/19 Contracted orthodontic activity (UOA)	0
Carry forward orthodontic activity (UOA)	0
Baseline contract value	£267,263.86

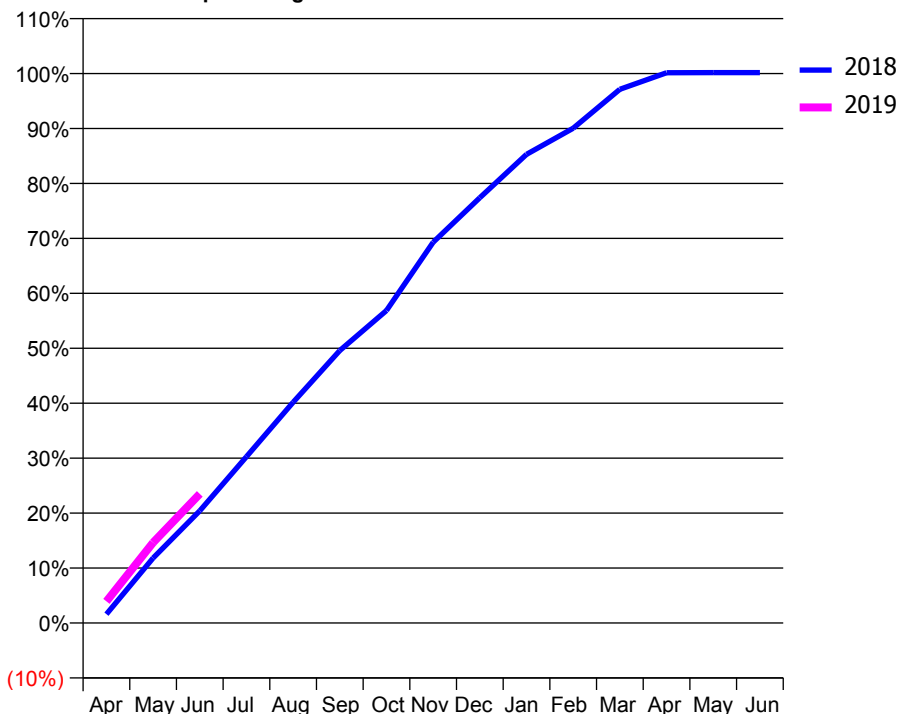
ACCESS*

Patients seen in 24 months	Total	Change since previous quarter
Quarter ending June 2017	3,797	
Quarter ending September 2017	3,874	↑
Quarter ending December 2017	4,025	↑
Quarter ending March 2018	3,972	↓
Quarter ending June 2018	4,061	↑
Variance since June 2017	7.0%	↑



ACTIVITY

Cumulative percentage of contracted UDA delivered 2018 & 2019



Adjusted Scheduled Activity (UDA)

Month	2018	2019
April	160	391
May	1,174	1,453
June	2,027	2,332
July	3,004	
August	3,987	
September	4,921	
October	5,643	
November	6,877	
December	7,680	
January	8,464	
February	8,936	
March	9,638	
April	9,938	
May	9,940	
June	9,940	

QUALITY

	Quantity	Base Number	Contract	AT	Region	England
% of FP17s for the same patient ID Re-attending within 3 months - Children	21	377	5.6%	10.5%	11.5%	11.5%
% of FP17s for the same patient ID Re-attending within 3 months - Adults	23	752	3.1%	15.7%	16.6%	15.4%
% of FP17s for the same patient ID Re-attending between 3 & 9 months - Children	143	377	37.9%	44.8%	48.8%	58.9%
% of FP17s for the same patient ID Re-attending between 3 & 9 months - Adults	373	752	49.6%	37.3%	39.3%	51.6%
% of FP17s for Band 1 Urgent Courses	0	1,019	0.0%	10.9%	10.6%	8.9%
% of FP17s Relating to Free Repair or Replacements	0	1,019	0.0%	0.5%	0.5%	0.8%
% of FP17s Relating to Continuations	2	1,019	0.2%	0.7%	0.7%	0.9%
% of Patients satisfied with the dentistry they have received	1	1	N/A	91.0%	90.4%	93.2%
% of Patients satisfied with the time they had to wait for an appointment	1	1	N/A	83.8%	85.3%	88.8%

* This is based on patients treated on this contract for their most recent course of treatment. Figures in italics indicate the base number of FP17s or Patient Questionnaire responses are less than 100. N/A is shown where the base number of responses is less than 10 during the period. % is calculated as Quantity/Base number*100

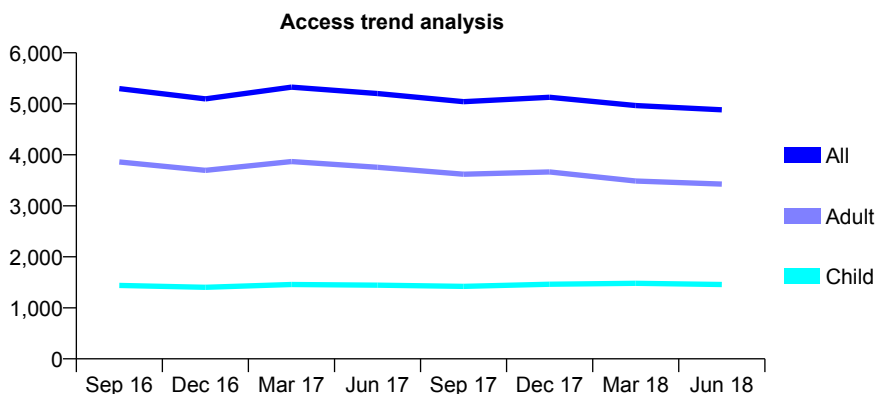
Q61 - Vital Signs At a Glance Contract Report for 193798/0001 - June 2018

Name or company name	Dr S S Dhami & Dr J S Gill
Contract type name	GDS Contract
Purpose of contract	General
Contract start date	21/09/2011
Contract end date	

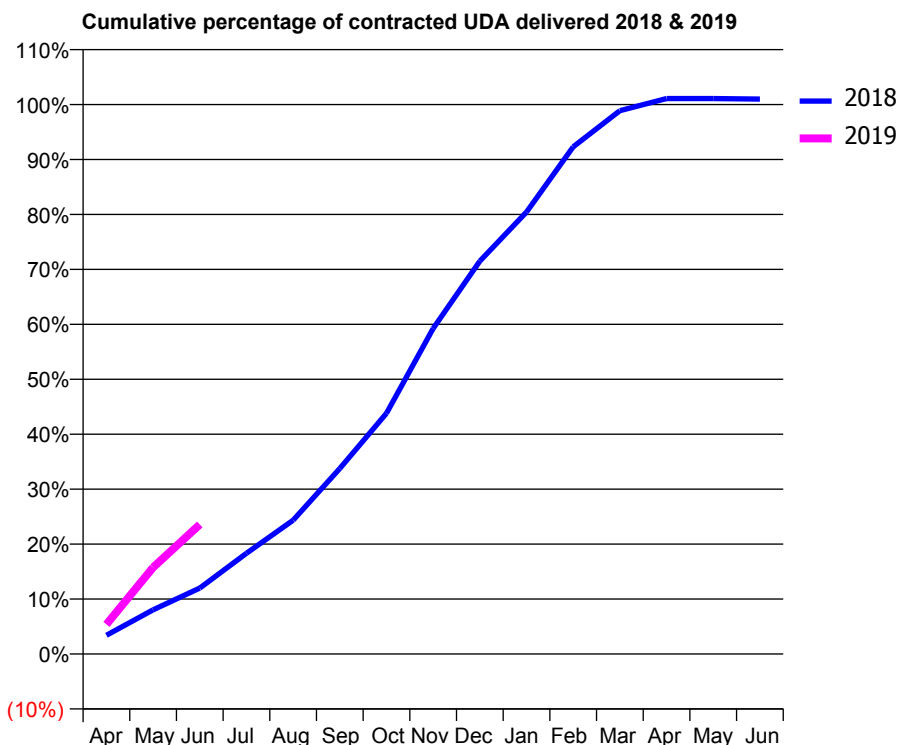
18/19 Contracted general activity (UDA)	15,151
Carry forward general activity (UDA)	0
18/19 Contracted orthodontic activity (UOA)	0
Carry forward orthodontic activity (UOA)	0
Baseline contract value	£382,143.85

ACCESS*

Patients seen in 24 months	Total	Change since previous quarter
Quarter ending June 2017	5,200	
Quarter ending September 2017	5,041	↓
Quarter ending December 2017	5,128	→
Quarter ending March 2018	4,967	↓
Quarter ending June 2018	4,882	↓
Variance since June 2017	(6.1%)	↓



ACTIVITY



Month	Adjusted Scheduled Activity (UDA)	
	2018	2019
April	515	818
May	1,218	2,388
June	1,819	3,573
July	2,778	
August	3,688	
September	5,115	
October	6,639	
November	8,977	
December	10,833	
January	12,187	
February	13,984	
March	14,981	
April	15,315	
May	15,315	
June	15,302	

QUALITY

	Quantity	Base Number	Contract	AT	Region	England
% of FP17s for the same patient ID Re-attending within 3 months - Children	20	432	4.6%	10.5%	11.5%	11.5%
% of FP17s for the same patient ID Re-attending within 3 months - Adults	115	845	13.6%	15.7%	16.6%	15.4%
% of FP17s for the same patient ID Re-attending between 3 & 9 months - Children	203	432	47.0%	44.8%	48.8%	58.9%
% of FP17s for the same patient ID Re-attending between 3 & 9 months - Adults	333	845	39.4%	37.3%	39.3%	51.6%
% of FP17s for Band 1 Urgent Courses	123	1,182	10.4%	10.9%	10.6%	8.9%
% of FP17s Relating to Free Repair or Replacements	15	1,182	1.3%	0.5%	0.5%	0.8%
% of FP17s Relating to Continuations	1	1,182	0.1%	0.7%	0.7%	0.9%
% of Patients satisfied with the dentistry they have received	1	2	N/A	91.0%	90.4%	93.2%
% of Patients satisfied with the time they had to wait for an appointment	1	2	N/A	83.8%	85.3%	88.8%

* This is based on patients treated on this contract for their most recent course of treatment. Figures in italics indicate the base number of FP17s or Patient Questionnaire responses are less than 100. N/A is shown where the base number of responses is less than 10 during the period. % is calculated as Quantity/Base number*100

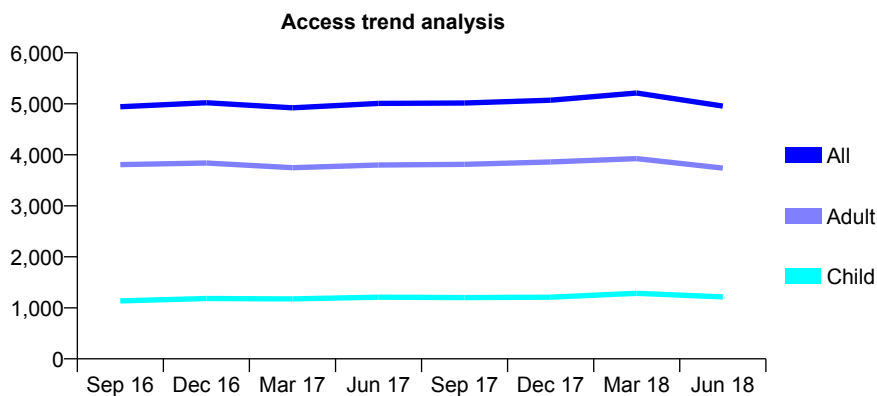
Q61 - Vital Signs At a Glance Contract Report for 194050/0001 - June 2018

Name or company name	Woodberry Downs Dental Practice
Contract type name	GDS Contract
Purpose of contract	General
Contract start date	01/04/2010
Contract end date	

18/19 Contracted general activity (UDA)	14,000
Carry forward general activity (UDA)	0
18/19 Contracted orthodontic activity (UOA)	0
Carry forward orthodontic activity (UOA)	0
Baseline contract value	£461,316.03

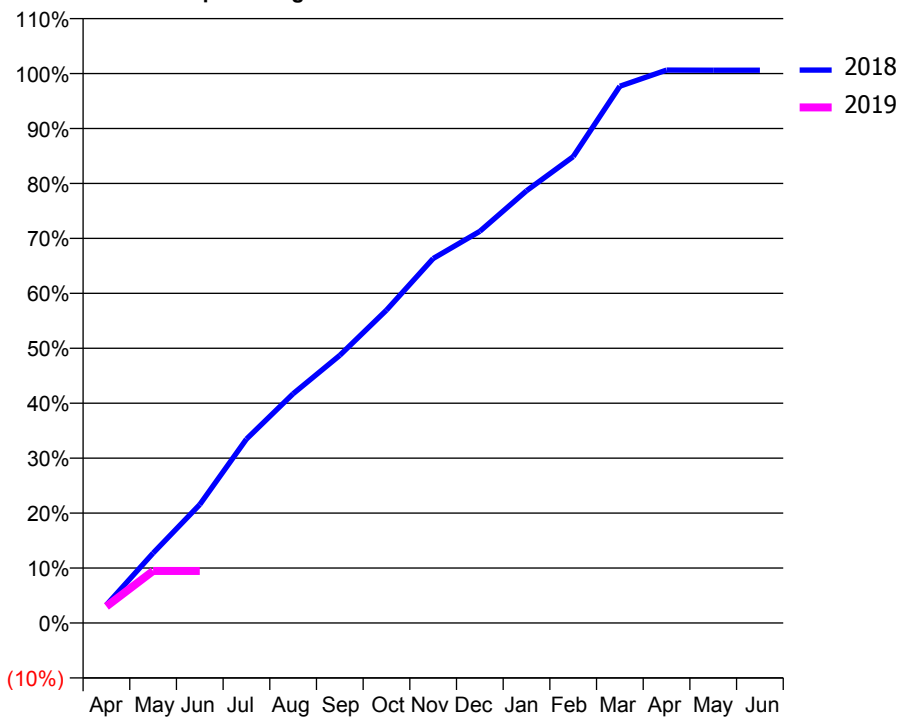
ACCESS*

Patients seen in 24 months	Total	Change since previous quarter
Quarter ending June 2017	5,009	
Quarter ending September 2017	5,016	→
Quarter ending December 2017	5,070	→
Quarter ending March 2018	5,211	↑
Quarter ending June 2018	4,956	↓
Variance since June 2017	(1.1%)	↓



ACTIVITY

Cumulative percentage of contracted UDA delivered 2018 & 2019



Month	Adjusted Scheduled Activity (UDA)	
	2018	2019
April	434	423
May	1,682	1,326
June	2,850	1,326
July	4,423	
August	5,513	
September	6,435	
October	7,523	
November	8,763	
December	9,417	
January	10,392	
February	11,213	
March	12,905	
April	13,293	
May	13,291	
June	13,291	

QUALITY

	Quantity	Base Number	Contract	AT	Region	England
% of FP17s for the same patient ID Re-attending within 3 months - Children	9	180	5.0%	10.5%	11.5%	11.5%
% of FP17s for the same patient ID Re-attending within 3 months - Adults	39	489	8.0%	15.7%	16.6%	15.4%
% of FP17s for the same patient ID Re-attending between 3 & 9 months - Children	55	180	30.6%	44.8%	48.8%	58.9%
% of FP17s for the same patient ID Re-attending between 3 & 9 months - Adults	158	489	32.3%	37.3%	39.3%	51.6%
% of FP17s for Band 1 Urgent Courses	33	503	6.6%	10.9%	10.6%	8.9%
% of FP17s Relating to Free Repair or Replacements	7	503	1.4%	0.5%	0.5%	0.8%
% of FP17s Relating to Continuations	3	503	0.6%	0.7%	0.7%	0.9%
% of Patients satisfied with the dentistry they have received	1	1	N/A	91.0%	90.4%	93.2%
% of Patients satisfied with the time they had to wait for an appointment	1	1	N/A	83.8%	85.3%	88.8%

* This is based on patients treated on this contract for their most recent course of treatment. Figures in italics indicate the base number of FP17s or Patient Questionnaire responses are less than 100. N/A is shown where the base number of responses is less than 10 during the period. % is calculated as Quantity/Base number*100

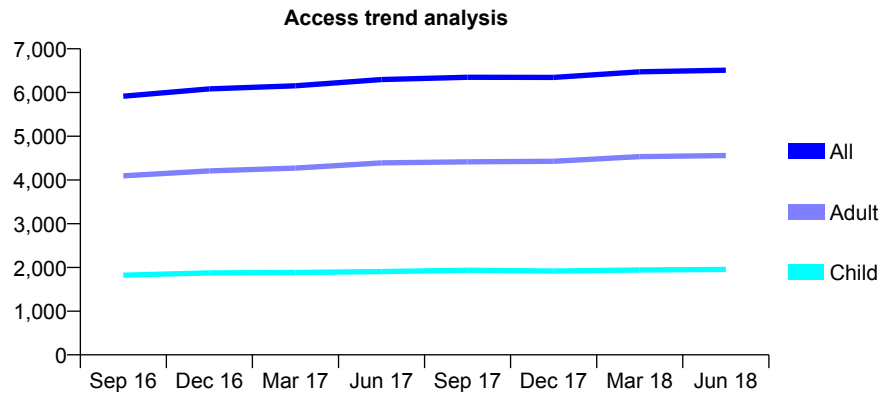
Q61 - Vital Signs At a Glance Contract Report for 194069/0001 - June 2018

Name or company name	Bluebell Dental Practice
Contract type name	GDS Contract
Purpose of contract	General
Contract start date	01/11/2007
Contract end date	

18/19 Contracted general activity (UDA)	11,460
Carry forward general activity (UDA)	0
18/19 Contracted orthodontic activity (UOA)	0
Carry forward orthodontic activity (UOA)	0
Baseline contract value	£315,611.73

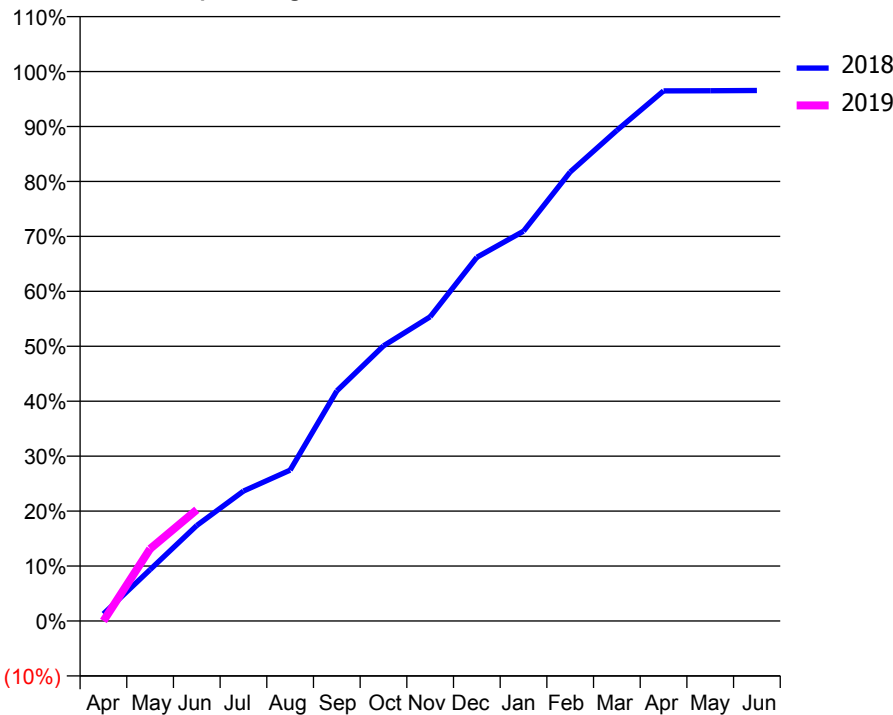
ACCESS*

Patients seen in 24 months	Total	Change since previous quarter
Quarter ending June 2017	6,297	
Quarter ending September 2017	6,348	→
Quarter ending December 2017	6,345	→
Quarter ending March 2018	6,473	↑
Quarter ending June 2018	6,511	→
Variance since June 2017	3.4%	↑



ACTIVITY

Cumulative percentage of contracted UDA delivered 2018 & 2019



Month	Adjusted Scheduled Activity (UDA)	
	2018	2019
April	149	0
May	1,073	1,506
June	1,992	2,320
July	2,711	
August	3,147	
September	4,799	
October	5,737	
November	6,345	
December	7,585	
January	8,130	
February	9,366	
March	10,232	
April	11,055	
May	11,058	
June	11,064	

QUALITY

	Quantity	Base Number	Contract	AT	Region	England
% of FP17s for the same patient ID Re-attending within 3 months - Children	34	631	5.4%	10.5%	11.5%	11.5%
% of FP17s for the same patient ID Re-attending within 3 months - Adults	123	1,186	10.4%	15.7%	16.6%	15.4%
% of FP17s for the same patient ID Re-attending between 3 & 9 months - Children	281	631	44.5%	44.8%	48.8%	58.9%
% of FP17s for the same patient ID Re-attending between 3 & 9 months - Adults	360	1,186	30.4%	37.3%	39.3%	51.6%
% of FP17s for Band 1 Urgent Courses	116	1,384	8.4%	10.9%	10.6%	8.9%
% of FP17s Relating to Free Repair or Replacements	12	1,384	0.9%	0.5%	0.5%	0.8%
% of FP17s Relating to Continuations	2	1,384	0.1%	0.7%	0.7%	0.9%
% of Patients satisfied with the dentistry they have received	1	1	N/A	91.0%	90.4%	93.2%
% of Patients satisfied with the time they had to wait for an appointment	1	1	N/A	83.8%	85.3%	88.8%

* This is based on patients treated on this contract for their most recent course of treatment. Figures in italics indicate the base number of FP17s or Patient Questionnaire responses are less than 100. N/A is shown where the base number of responses is less than 10 during the period. % is calculated as Quantity/Base number*100

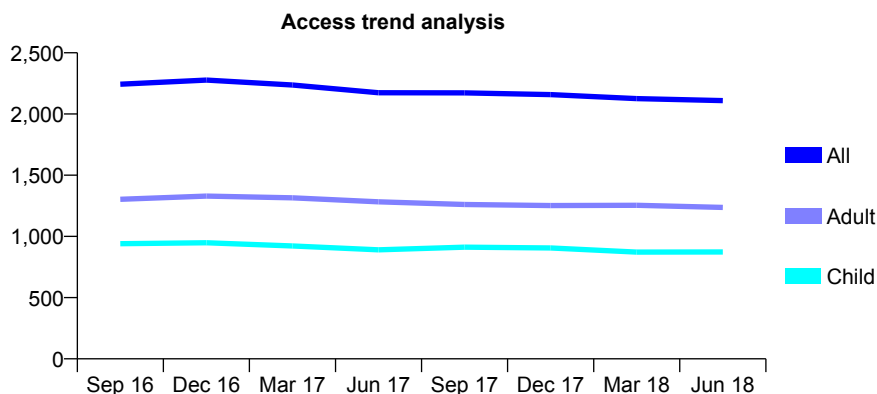
Q61 - Vital Signs At a Glance Contract Report for 194662/0001 - June 2018

Name or company name	Barkingside Dental Care Ltd
Contract type name	GDS Contract
Purpose of contract	General
Contract start date	01/05/2011
Contract end date	

18/19 Contracted general activity (UDA)	5,103
Carry forward general activity (UDA)	0
18/19 Contracted orthodontic activity (UOA)	0
Carry forward orthodontic activity (UOA)	0
Baseline contract value	£134,127.22

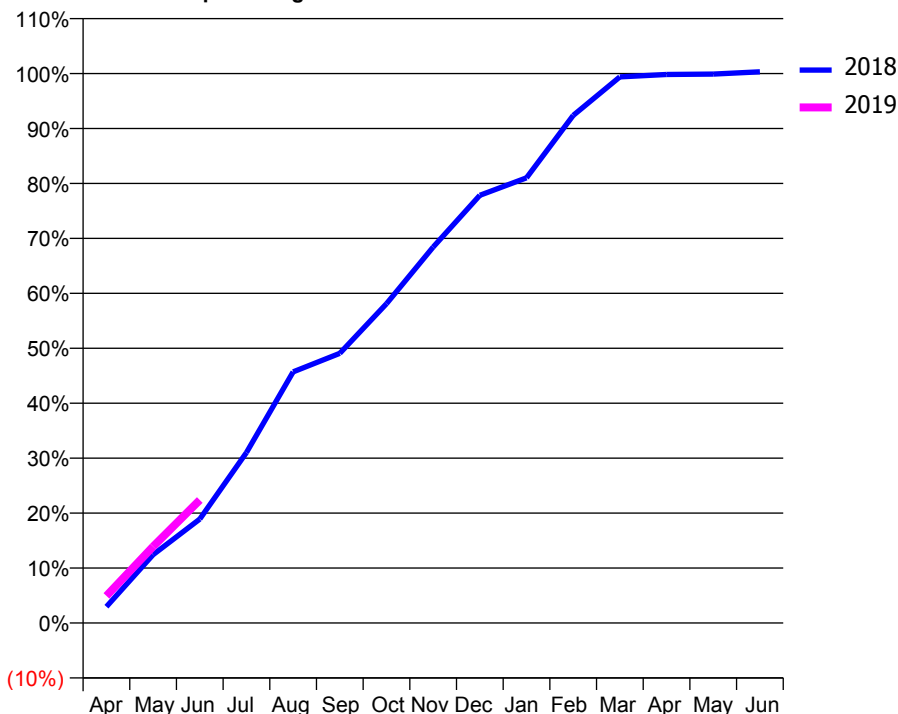
ACCESS*

Patients seen in 24 months	Total	Change since previous quarter
Quarter ending June 2017	2,174	
Quarter ending September 2017	2,173	→
Quarter ending December 2017	2,158	→
Quarter ending March 2018	2,126	↓
Quarter ending June 2018	2,110	→
Variance since June 2017	(2.9%)	↓



ACTIVITY

Cumulative percentage of contracted UDA delivered 2018 & 2019



Adjusted Scheduled Activity (UDA)

Month	2018	2019
April	152	252
May	635	710
June	965	1,142
July	1,584	
August	2,332	
September	2,504	
October	2,965	
November	3,492	
December	3,972	
January	4,134	
February	4,714	
March	5,071	
April	5,093	
May	5,097	
June	5,118	

QUALITY

	Quantity	Base Number	Contract	AT	Region	England
% of FP17s for the same patient ID Re-attending within 3 months - Children	3	215	1.4%	10.5%	11.5%	11.5%
% of FP17s for the same patient ID Re-attending within 3 months - Adults	30	257	11.7%	15.7%	16.6%	15.4%
% of FP17s for the same patient ID Re-attending between 3 & 9 months - Children	85	215	39.5%	44.8%	48.8%	58.9%
% of FP17s for the same patient ID Re-attending between 3 & 9 months - Adults	86	257	33.5%	37.3%	39.3%	51.6%
% of FP17s for Band 1 Urgent Courses	19	438	4.3%	10.9%	10.6%	8.9%
% of FP17s Relating to Free Repair or Replacements	11	438	2.5%	0.5%	0.5%	0.8%
% of FP17s Relating to Continuations	2	438	0.5%	0.7%	0.7%	0.9%
% of Patients satisfied with the dentistry they have received	0	0	N/A	91.0%	90.4%	93.2%
% of Patients satisfied with the time they had to wait for an appointment	0	0	N/A	83.8%	85.3%	88.8%

* This is based on patients treated on this contract for their most recent course of treatment. Figures in italics indicate the base number of FP17s or Patient Questionnaire responses are less than 100. N/A is shown where the base number of responses is less than 10 during the period. % is calculated as Quantity/Base number*100

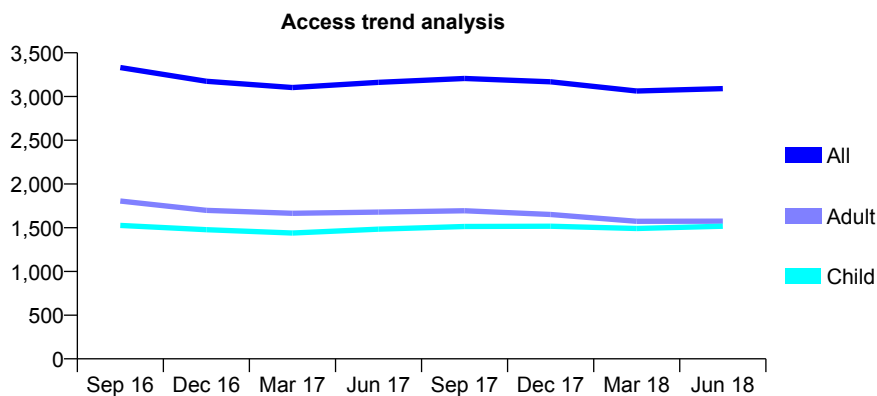
Q61 - Vital Signs At a Glance Contract Report for 195065/0001 - June 2018

Name or company name	Island Health Dental Practice
Contract type name	GDS Contract
Purpose of contract	General
Contract start date	15/10/2010
Contract end date	

18/19 Contracted general activity (UDA)	9,120
Carry forward general activity (UDA)	0
18/19 Contracted orthodontic activity (UOA)	0
Carry forward orthodontic activity (UOA)	0
Baseline contract value	£286,304.42

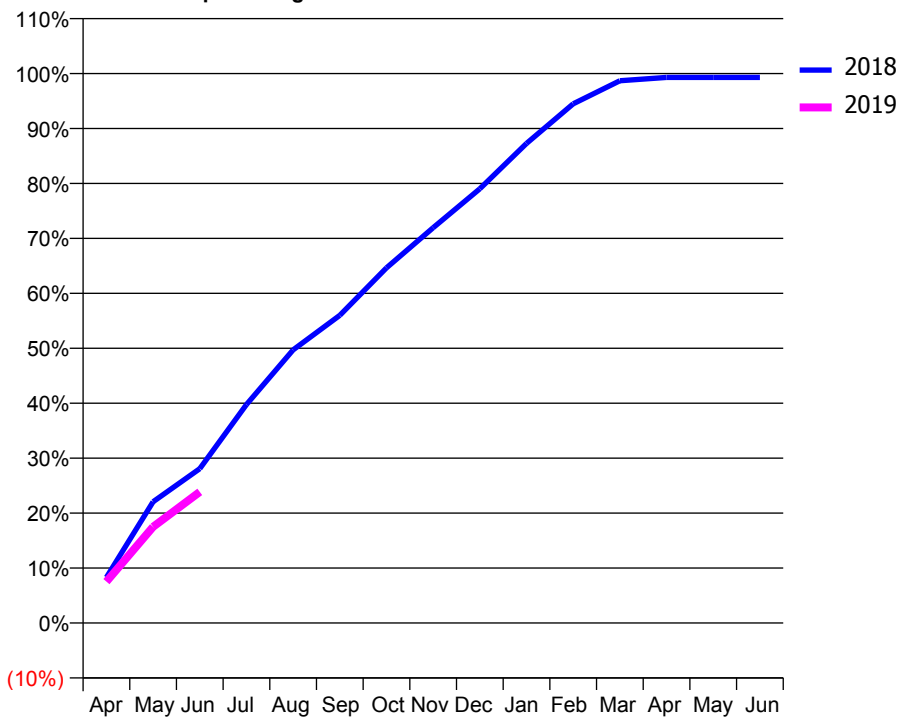
ACCESS*

Patients seen in 24 months	Total	Change since previous quarter
Quarter ending June 2017	3,162	
Quarter ending September 2017	3,206	→
Quarter ending December 2017	3,168	↓
Quarter ending March 2018	3,063	↓
Quarter ending June 2018	3,091	→
Variance since June 2017	(2.2%)	↓



ACTIVITY

Cumulative percentage of contracted UDA delivered 2018 & 2019



Adjusted Scheduled Activity (UDA)

Month	2018	2019
April	759	687
May	2,014	1,597
June	2,561	2,178
July	3,627	
August	4,534	
September	5,106	
October	5,895	
November	6,560	
December	7,208	
January	7,960	
February	8,617	
March	8,999	
April	9,054	
May	9,054	
June	9,054	

QUALITY

	Quantity	Base Number	Contract	AT	Region	England
% of FP17s for the same patient ID Re-attending within 3 months - Children	22	446	4.9%	10.5%	11.5%	11.5%
% of FP17s for the same patient ID Re-attending within 3 months - Adults	95	496	19.2%	15.7%	16.6%	15.4%
% of FP17s for the same patient ID Re-attending between 3 & 9 months - Children	186	446	41.7%	44.8%	48.8%	58.9%
% of FP17s for the same patient ID Re-attending between 3 & 9 months - Adults	201	496	40.5%	37.3%	39.3%	51.6%
% of FP17s for Band 1 Urgent Courses	118	904	13.1%	10.9%	10.6%	8.9%
% of FP17s Relating to Free Repair or Replacements	0	904	0.0%	0.5%	0.5%	0.8%
% of FP17s Relating to Continuations	0	904	0.0%	0.7%	0.7%	0.9%
% of Patients satisfied with the dentistry they have received	0	0	N/A	91.0%	90.4%	93.2%
% of Patients satisfied with the time they had to wait for an appointment	0	0	N/A	83.8%	85.3%	88.8%

* This is based on patients treated on this contract for their most recent course of treatment. Figures in italics indicate the base number of FP17s or Patient Questionnaire responses are less than 100. N/A is shown where the base number of responses is less than 10 during the period. % is calculated as Quantity/Base number*100

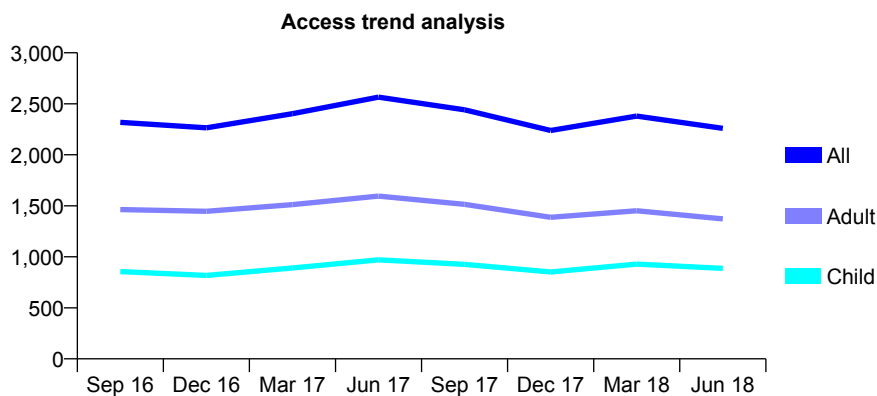
Q61 - Vital Signs At a Glance Contract Report for 196711/0001 - June 2018

Name or company name	Miss Chaudry & Dr M Siddique
Contract type name	GDS Contract
Purpose of contract	General
Contract start date	01/02/2012
Contract end date	

18/19 Contracted general activity (UDA)	6,879
Carry forward general activity (UDA)	0
18/19 Contracted orthodontic activity (UOA)	0
Carry forward orthodontic activity (UOA)	0
Baseline contract value	£175,945.90

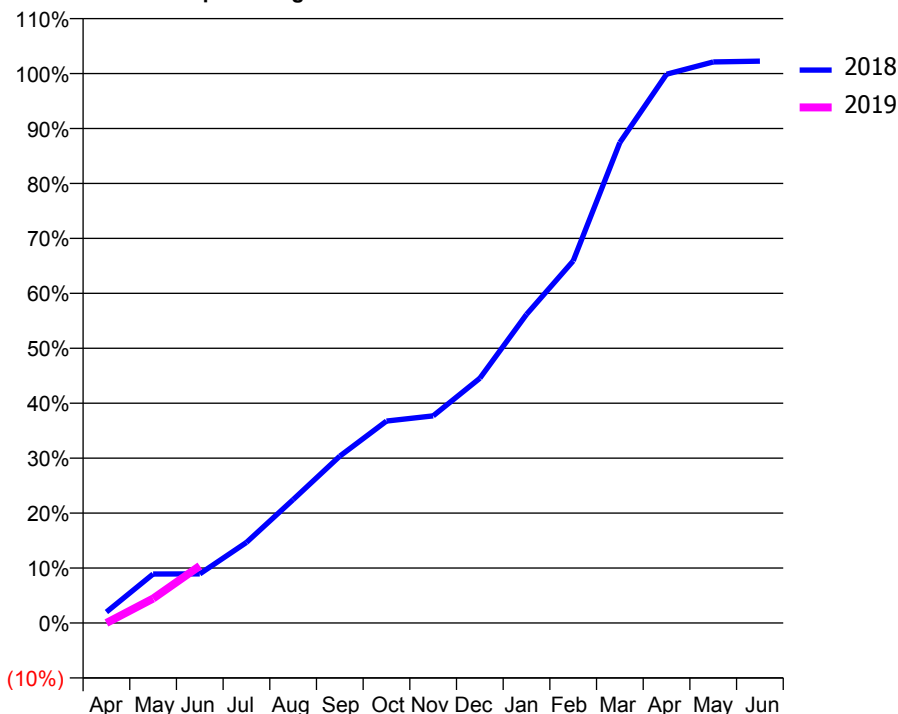
ACCESS*

Patients seen in 24 months	Total	Change since previous quarter
Quarter ending June 2017	2,566	
Quarter ending September 2017	2,441	↓
Quarter ending December 2017	2,238	↓
Quarter ending March 2018	2,380	↑
Quarter ending June 2018	2,259	↓
Variance since June 2017	(12.0%)	↓



ACTIVITY

Cumulative percentage of contracted UDA delivered 2018 & 2019



Adjusted Scheduled Activity (UDA)

Month	2018	2019
April	138	0
May	613	306
June	616	716
July	1,010	
August	1,546	
September	2,089	
October	2,528	
November	2,594	
December	3,064	
January	3,864	
February	4,534	
March	6,015	
April	6,870	
May	7,024	
June	7,034	

QUALITY

	Quantity	Base Number	Contract	AT	Region	England
% of FP17s for the same patient ID Re-attending within 3 months - Children	40	294	13.6%	10.5%	11.5%	11.5%
% of FP17s for the same patient ID Re-attending within 3 months - Adults	69	372	18.5%	15.7%	16.6%	15.4%
% of FP17s for the same patient ID Re-attending between 3 & 9 months - Children	120	294	40.8%	44.8%	48.8%	58.9%
% of FP17s for the same patient ID Re-attending between 3 & 9 months - Adults	76	372	20.4%	37.3%	39.3%	51.6%
% of FP17s for Band 1 Urgent Courses	55	292	18.8%	10.9%	10.6%	8.9%
% of FP17s Relating to Free Repair or Replacements	0	292	0.0%	0.5%	0.5%	0.8%
% of FP17s Relating to Continuations	4	292	1.4%	0.7%	0.7%	0.9%
% of Patients satisfied with the dentistry they have received	1	1	N/A	91.0%	90.4%	93.2%
% of Patients satisfied with the time they had to wait for an appointment	0	1	N/A	83.8%	85.3%	88.8%

* This is based on patients treated on this contract for their most recent course of treatment. Figures in italics indicate the base number of FP17s or Patient Questionnaire responses are less than 100. N/A is shown where the base number of responses is less than 10 during the period. % is calculated as Quantity/Base number*100

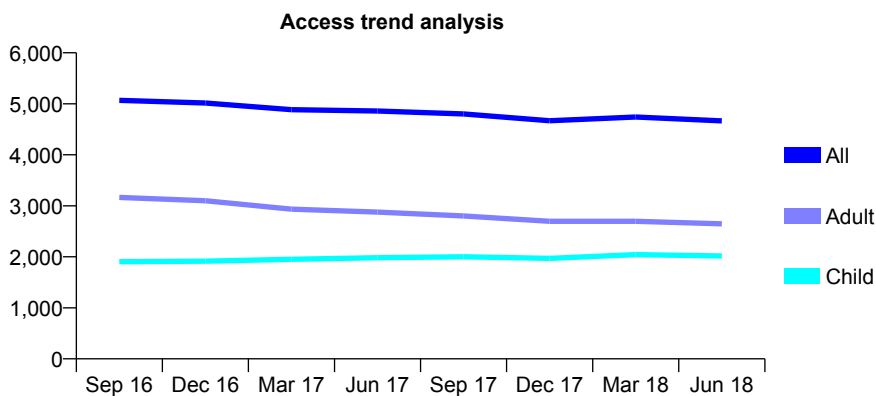
Q61 - Vital Signs At a Glance Contract Report for 196975/0001 - June 2018

Name or company name	Dental Art Studio
Contract type name	GDS Contract
Purpose of contract	General
Contract start date	01/10/2010
Contract end date	

18/19 Contracted general activity (UDA)	11,429
Carry forward general activity (UDA)	0
18/19 Contracted orthodontic activity (UOA)	0
Carry forward orthodontic activity (UOA)	0
Baseline contract value	£316,995.53

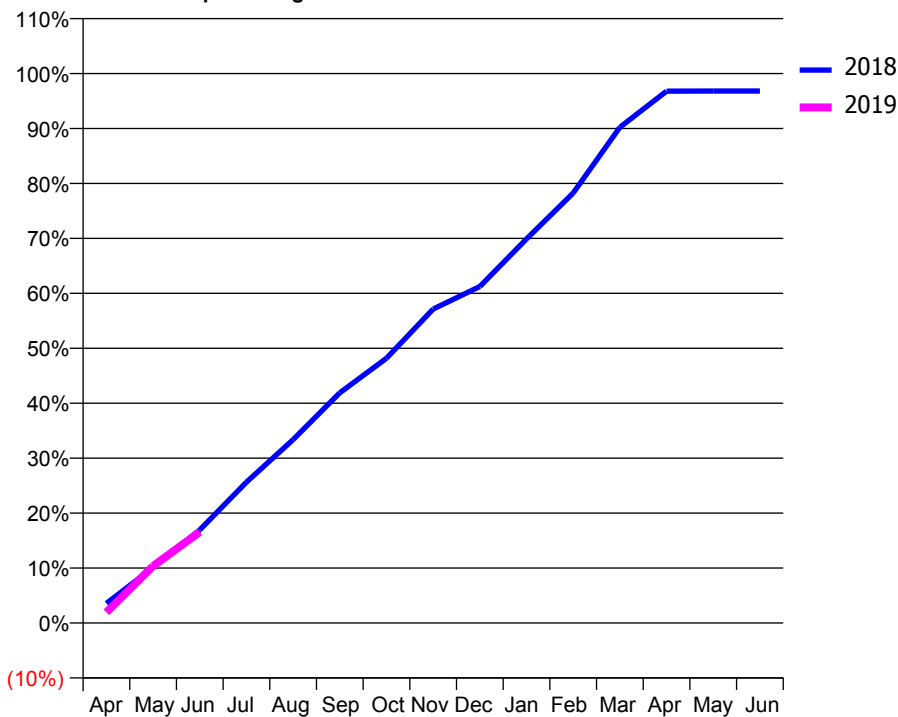
ACCESS*

Patients seen in 24 months	Total	Change since previous quarter
Quarter ending June 2017	4,860	
Quarter ending September 2017	4,801	↓
Quarter ending December 2017	4,667	↓
Quarter ending March 2018	4,740	→
Quarter ending June 2018	4,666	↓
Variance since June 2017	(4.0%)	↓



ACTIVITY

Cumulative percentage of contracted UDA delivered 2018 & 2019



Adjusted Scheduled Activity (UDA)		
Month	2018	2019
April	409	223
May	1,154	1,186
June	1,937	1,897
July	2,929	
August	3,814	
September	4,789	
October	5,507	
November	6,531	
December	6,999	
January	7,990	
February	8,944	
March	10,309	
April	11,063	
May	11,065	
June	11,066	

QUALITY

	Quantity	Base Number	Contract	AT	Region	England
% of FP17s for the same patient ID Re-attending within 3 months - Children	43	597	7.2%	10.5%	11.5%	11.5%
% of FP17s for the same patient ID Re-attending within 3 months - Adults	87	623	14.0%	15.7%	16.6%	15.4%
% of FP17s for the same patient ID Re-attending between 3 & 9 months - Children	264	597	44.2%	44.8%	48.8%	58.9%
% of FP17s for the same patient ID Re-attending between 3 & 9 months - Adults	230	623	36.9%	37.3%	39.3%	51.6%
% of FP17s for Band 1 Urgent Courses	74	909	8.1%	10.9%	10.6%	8.9%
% of FP17s Relating to Free Repair or Replacements	2	909	0.2%	0.5%	0.5%	0.8%
% of FP17s Relating to Continuations	1	909	0.1%	0.7%	0.7%	0.9%
% of Patients satisfied with the dentistry they have received	1	1	N/A	91.0%	90.4%	93.2%
% of Patients satisfied with the time they had to wait for an appointment	1	1	N/A	83.8%	85.3%	88.8%

* This is based on patients treated on this contract for their most recent course of treatment. Figures in italics indicate the base number of FP17s or Patient Questionnaire responses are less than 100. N/A is shown where the base number of responses is less than 10 during the period. % is calculated as Quantity/Base number*100

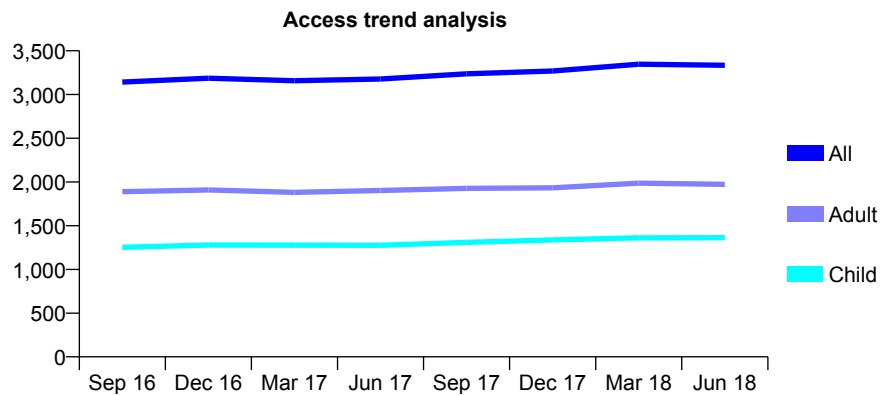
Q61 - Vital Signs At a Glance Contract Report for 197866/0001 - June 2018

Name or company name	Morris House Dental Surgery
Contract type name	GDS Contract
Purpose of contract	General
Contract start date	06/06/2014
Contract end date	

18/19 Contracted general activity (UDA)	10,306
Carry forward general activity (UDA)	0
18/19 Contracted orthodontic activity (UOA)	0
Carry forward orthodontic activity (UOA)	0
Baseline contract value	£327,081.52

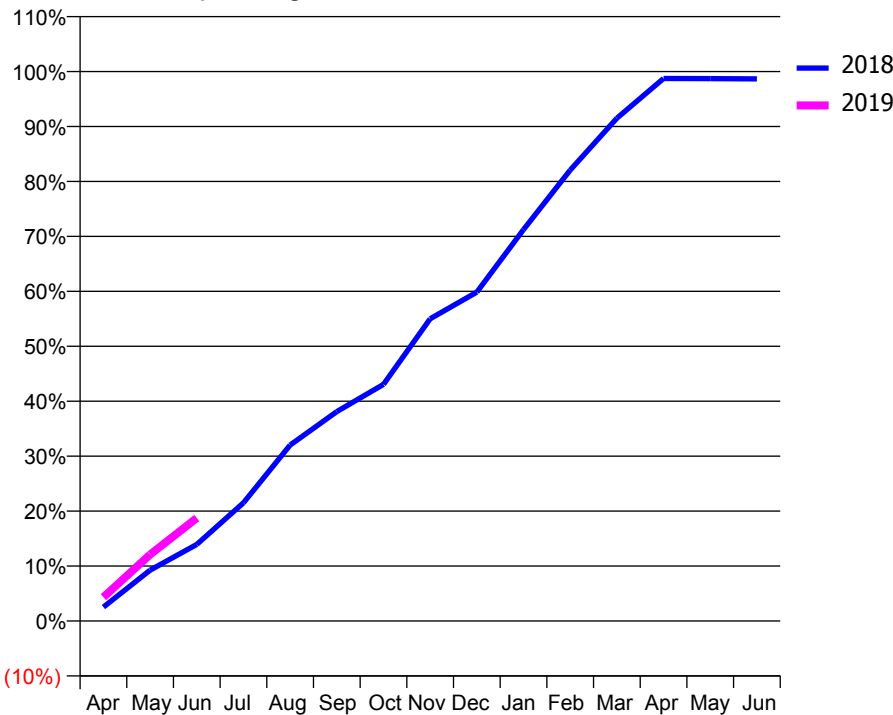
ACCESS*

Patients seen in 24 months	Total	Change since previous quarter
Quarter ending June 2017	3,178	
Quarter ending September 2017	3,237	→
Quarter ending December 2017	3,269	→
Quarter ending March 2018	3,347	↑
Quarter ending June 2018	3,335	→
Variance since June 2017	4.9%	↑



ACTIVITY

Cumulative percentage of contracted UDA delivered 2018 & 2019



Adjusted Scheduled Activity (UDA)		
Month	2018	2019
April	262	447
May	953	1,246
June	1,437	1,931
July	2,218	
August	3,301	
September	3,927	
October	4,438	
November	5,668	
December	6,169	
January	7,342	
February	8,458	
March	9,431	
April	10,174	
May	10,172	
June	10,167	

QUALITY

	Quantity	Base Number	Contract	AT	Region	England
% of FP17s for the same patient ID Re-attending within 3 months - Children	15	382	3.9%	10.5%	11.5%	11.5%
% of FP17s for the same patient ID Re-attending within 3 months - Adults	49	439	11.2%	15.7%	16.6%	15.4%
% of FP17s for the same patient ID Re-attending between 3 & 9 months - Children	152	382	39.8%	44.8%	48.8%	58.9%
% of FP17s for the same patient ID Re-attending between 3 & 9 months - Adults	143	439	32.6%	37.3%	39.3%	51.6%
% of FP17s for Band 1 Urgent Courses	41	652	6.3%	10.9%	10.6%	8.9%
% of FP17s Relating to Free Repair or Replacements	2	652	0.3%	0.5%	0.5%	0.8%
% of FP17s Relating to Continuations	0	652	0.0%	0.7%	0.7%	0.9%
% of Patients satisfied with the dentistry they have received	0	0	N/A	91.0%	90.4%	93.2%
% of Patients satisfied with the time they had to wait for an appointment	0	0	N/A	83.8%	85.3%	88.8%

* This is based on patients treated on this contract for their most recent course of treatment. Figures in italics indicate the base number of FP17s or Patient Questionnaire responses are less than 100. N/A is shown where the base number of responses is less than 10 during the period. % is calculated as Quantity/Base number*100

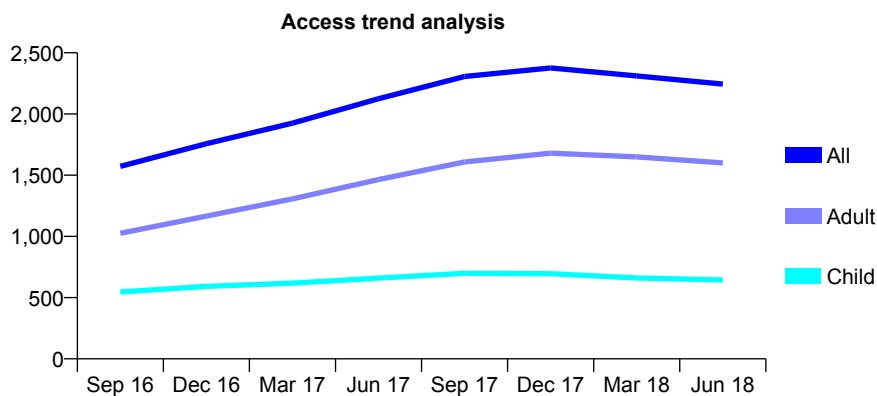
Q61 - Vital Signs At a Glance Contract Report for 198323/0001 - June 2018

Name or company name	Fowell and Lodhia and Dhuggal
Contract type name	GDS Contract
Purpose of contract	General
Contract start date	01/12/2015
Contract end date	

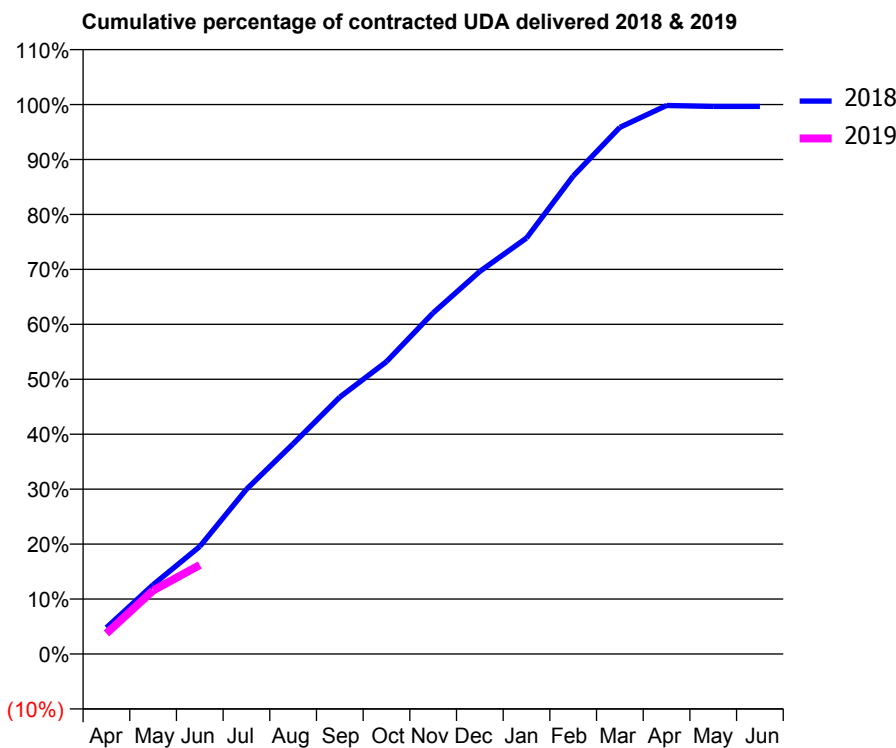
18/19 Contracted general activity (UDA)	6,262
Carry forward general activity (UDA)	0
18/19 Contracted orthodontic activity (UOA)	0
Carry forward orthodontic activity (UOA)	0
Baseline contract value	£212,940.52

ACCESS*

Patients seen in 24 months	Total	Change since previous quarter
Quarter ending June 2017	2,125	
Quarter ending September 2017	2,307	↑
Quarter ending December 2017	2,376	↑
Quarter ending March 2018	2,311	↓
Quarter ending June 2018	2,245	↓
Variance since June 2017	5.6%	↑



ACTIVITY



Month	Adjusted Scheduled Activity (UDA)	
	2018	2019
April	300	235
May	789	725
June	1,225	1,014
July	1,877	
August	2,395	
September	2,928	
October	3,332	
November	3,887	
December	4,361	
January	4,740	
February	5,447	
March	6,001	
April	6,251	
May	6,240	
June	6,240	

QUALITY

	Quantity	Base Number	Contract	AT	Region	England
% of FP17s for the same patient ID Re-attending within 3 months - Children	13	189	6.9%	10.5%	11.5%	11.5%
% of FP17s for the same patient ID Re-attending within 3 months - Adults	48	369	13.0%	15.7%	16.6%	15.4%
% of FP17s for the same patient ID Re-attending between 3 & 9 months - Children	103	189	54.5%	44.8%	48.8%	58.9%
% of FP17s for the same patient ID Re-attending between 3 & 9 months - Adults	162	369	43.9%	37.3%	39.3%	51.6%
% of FP17s for Band 1 Urgent Courses	30	446	6.7%	10.9%	10.6%	8.9%
% of FP17s Relating to Free Repair or Replacements	1	446	0.2%	0.5%	0.5%	0.8%
% of FP17s Relating to Continuations	3	446	0.7%	0.7%	0.7%	0.9%
% of Patients satisfied with the dentistry they have received	1	1	N/A	91.0%	90.4%	93.2%
% of Patients satisfied with the time they had to wait for an appointment	1	1	N/A	83.8%	85.3%	88.8%

* This is based on patients treated on this contract for their most recent course of treatment. Figures in italics indicate the base number of FP17s or Patient Questionnaire responses are less than 100. N/A is shown where the base number of responses is less than 10 during the period. % is calculated as Quantity/Base number*100

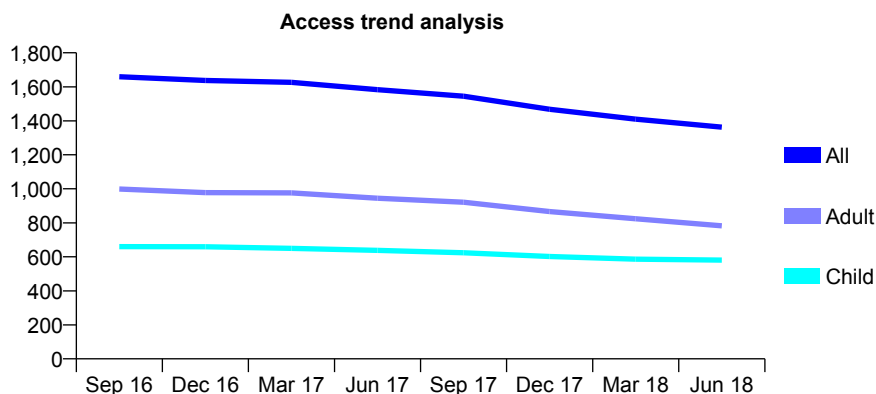
Q61 - Vital Signs At a Glance Contract Report for 198455/0001 - June 2018

Name or company name	Cambridge Park Dental Practice
Contract type name	GDS Contract
Purpose of contract	General
Contract start date	01/06/2008
Contract end date	

18/19 Contracted general activity (UDA)	4,037
Carry forward general activity (UDA)	0
18/19 Contracted orthodontic activity (UOA)	0
Carry forward orthodontic activity (UOA)	0
Baseline contract value	£110,655.47

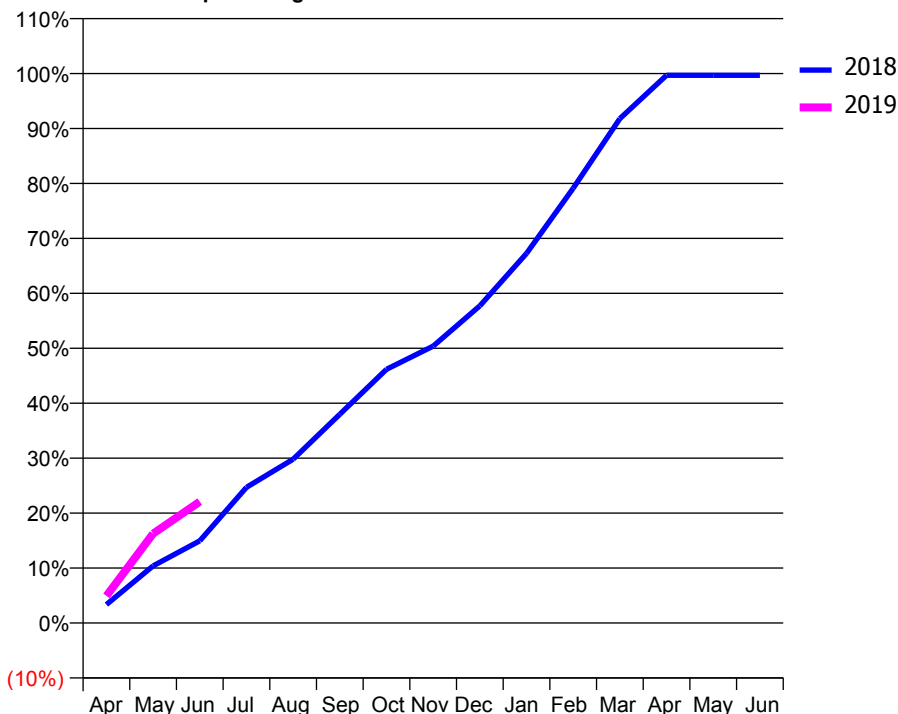
ACCESS*

Patients seen in 24 months	Total	Change since previous quarter
Quarter ending June 2017	1,583	
Quarter ending September 2017	1,545	↓
Quarter ending December 2017	1,468	↓
Quarter ending March 2018	1,410	↓
Quarter ending June 2018	1,363	↓
Variance since June 2017	(13.9%)	↓



ACTIVITY

Cumulative percentage of contracted UDA delivered 2018 & 2019



Adjusted Scheduled Activity (UDA)

Month	2018	2019
April	135	199
May	420	657
June	604	892
July	996	
August	1,203	
September	1,534	
October	1,864	
November	2,034	
December	2,330	
January	2,715	
February	3,194	
March	3,706	
April	4,024	
May	4,024	
June	4,024	

QUALITY

	Quantity	Base Number	Contract	AT	Region	England
% of FP17s for the same patient ID Re-attending within 3 months - Children	19	180	10.6%	10.5%	11.5%	11.5%
% of FP17s for the same patient ID Re-attending within 3 months - Adults	28	190	14.7%	15.7%	16.6%	15.4%
% of FP17s for the same patient ID Re-attending between 3 & 9 months - Children	89	180	49.4%	44.8%	48.8%	58.9%
% of FP17s for the same patient ID Re-attending between 3 & 9 months - Adults	83	190	43.7%	37.3%	39.3%	51.6%
% of FP17s for Band 1 Urgent Courses	41	253	16.2%	10.9%	10.6%	8.9%
% of FP17s Relating to Free Repair or Replacements	2	253	0.8%	0.5%	0.5%	0.8%
% of FP17s Relating to Continuations	0	253	0.0%	0.7%	0.7%	0.9%
% of Patients satisfied with the dentistry they have received	0	0	N/A	91.0%	90.4%	93.2%
% of Patients satisfied with the time they had to wait for an appointment	0	0	N/A	83.8%	85.3%	88.8%

* This is based on patients treated on this contract for their most recent course of treatment. Figures in italics indicate the base number of FP17s or Patient Questionnaire responses are less than 100. N/A is shown where the base number of responses is less than 10 during the period. % is calculated as Quantity/Base number*100

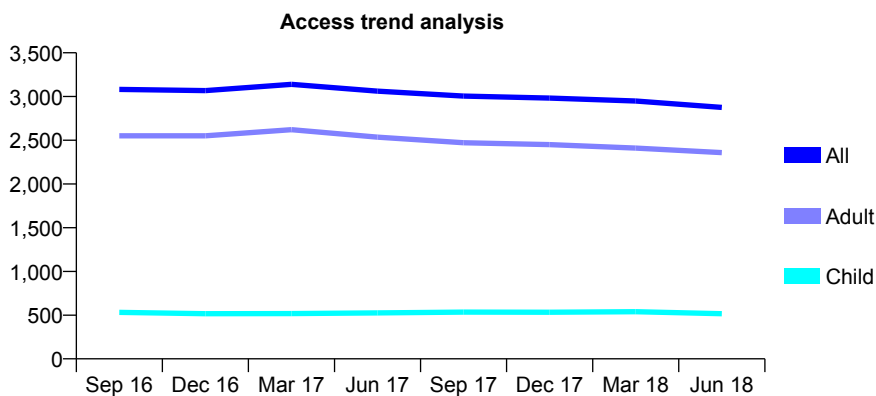
Q61 - Vital Signs At a Glance Contract Report for 198579/0001 - June 2018

Name or company name	MP Wong & Associates
Contract type name	GDS Contract
Purpose of contract	General
Contract start date	18/08/2014
Contract end date	

18/19 Contracted general activity (UDA)	8,716
Carry forward general activity (UDA)	0
18/19 Contracted orthodontic activity (UOA)	0
Carry forward orthodontic activity (UOA)	0
Baseline contract value	£241,379.86

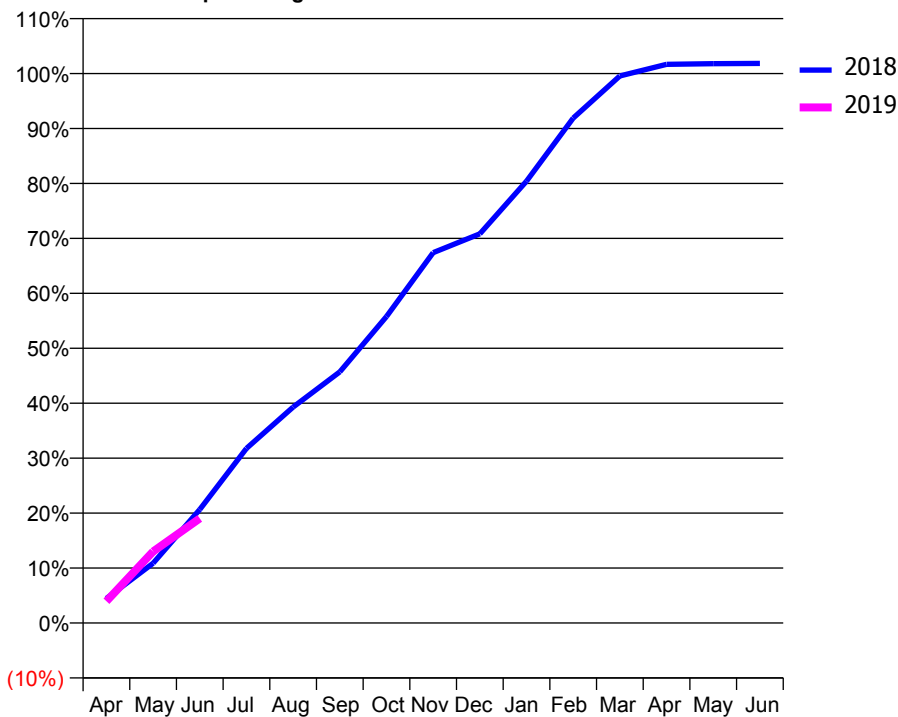
ACCESS*

Patients seen in 24 months	Total	Change since previous quarter
Quarter ending June 2017	3,061	
Quarter ending September 2017	3,005	↓
Quarter ending December 2017	2,983	→
Quarter ending March 2018	2,949	↓
Quarter ending June 2018	2,875	↓
Variance since June 2017	(6.1%)	↓



ACTIVITY

Cumulative percentage of contracted UDA delivered 2018 & 2019



Month	Adjusted Scheduled Activity (UDA)	
	2018	2019
April	390	346
May	949	1,135
June	1,801	1,660
July	2,769	
August	3,426	
September	3,983	
October	4,862	
November	5,875	
December	6,173	
January	7,008	
February	8,008	
March	8,677	
April	8,861	
May	8,871	
June	8,875	

QUALITY

	Quantity	Base Number	Contract	AT	Region	England
% of FP17s for the same patient ID Re-attending within 3 months - Children	5	114	4.4%	10.5%	11.5%	11.5%
% of FP17s for the same patient ID Re-attending within 3 months - Adults	33	484	6.8%	15.7%	16.6%	15.4%
% of FP17s for the same patient ID Re-attending between 3 & 9 months - Children	32	114	28.1%	44.8%	48.8%	58.9%
% of FP17s for the same patient ID Re-attending between 3 & 9 months - Adults	130	484	26.9%	37.3%	39.3%	51.6%
% of FP17s for Band 1 Urgent Courses	26	523	5.0%	10.9%	10.6%	8.9%
% of FP17s Relating to Free Repair or Replacements	3	523	0.6%	0.5%	0.5%	0.8%
% of FP17s Relating to Continuations	5	523	1.0%	0.7%	0.7%	0.9%
% of Patients satisfied with the dentistry they have received	7	7	N/A	91.0%	90.4%	93.2%
% of Patients satisfied with the time they had to wait for an appointment	6	7	N/A	83.8%	85.3%	88.8%

* This is based on patients treated on this contract for their most recent course of treatment. Figures in italics indicate the base number of FP17s or Patient Questionnaire responses are less than 100. N/A is shown where the base number of responses is less than 10 during the period. % is calculated as Quantity/Base number*100

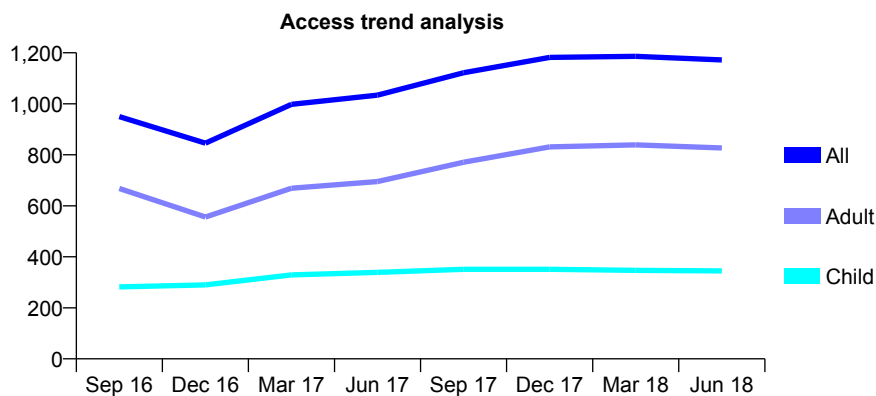
Q61 - Vital Signs At a Glance Contract Report for 198676/0001 - June 2018

Name or company name	Mrs Priya Shah and Mr Punit Shah
Contract type name	GDS Contract
Purpose of contract	General
Contract start date	01/05/2014
Contract end date	

18/19 Contracted general activity (UDA)	1,785
Carry forward general activity (UDA)	0
18/19 Contracted orthodontic activity (UOA)	0
Carry forward orthodontic activity (UOA)	0
Baseline contract value	£49,004.58

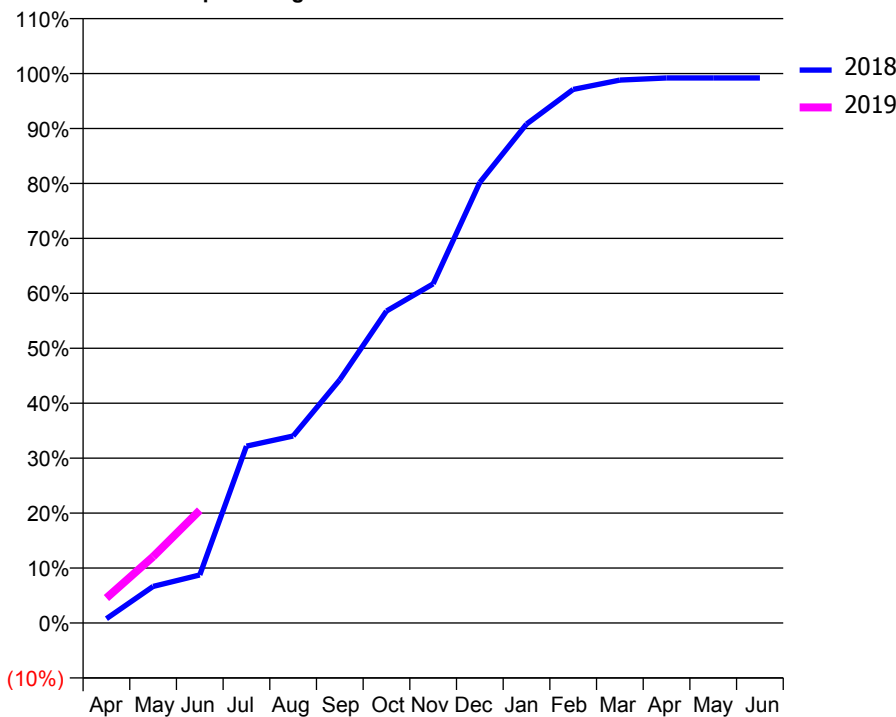
ACCESS*

Patients seen in 24 months	Total	Change since previous quarter
Quarter ending June 2017	1,034	
Quarter ending September 2017	1,122	↑
Quarter ending December 2017	1,182	↑
Quarter ending March 2018	1,186	→
Quarter ending June 2018	1,172	↓
Variance since June 2017	13.3%	↑



ACTIVITY

Cumulative percentage of contracted UDA delivered 2018 & 2019



Month	Adjusted Scheduled Activity (UDA)	
	2018	2019
April	14	81
May	119	215
June	156	366
July	575	
August	607	
September	790	
October	1,013	
November	1,102	
December	1,432	
January	1,621	
February	1,733	
March	1,764	
April	1,770	
May	1,770	
June	1,770	

QUALITY

	Quantity	Base Number	Contract	AT	Region	England
% of FP17s for the same patient ID Re-attending within 3 months - Children	1	106	0.9%	10.5%	11.5%	11.5%
% of FP17s for the same patient ID Re-attending within 3 months - Adults	2	118	1.7%	15.7%	16.6%	15.4%
% of FP17s for the same patient ID Re-attending between 3 & 9 months - Children	47	106	44.3%	44.8%	48.8%	58.9%
% of FP17s for the same patient ID Re-attending between 3 & 9 months - Adults	21	118	17.8%	37.3%	39.3%	51.6%
% of FP17s for Band 1 Urgent Courses	16	220	7.3%	10.9%	10.6%	8.9%
% of FP17s Relating to Free Repair or Replacements	0	220	0.0%	0.5%	0.5%	0.8%
% of FP17s Relating to Continuations	0	220	0.0%	0.7%	0.7%	0.9%
% of Patients satisfied with the dentistry they have received	0	0	N/A	91.0%	90.4%	93.2%
% of Patients satisfied with the time they had to wait for an appointment	0	0	N/A	83.8%	85.3%	88.8%

* This is based on patients treated on this contract for their most recent course of treatment. Figures in italics indicate the base number of FP17s or Patient Questionnaire responses are less than 100. N/A is shown where the base number of responses is less than 10 during the period. % is calculated as Quantity/Base number*100

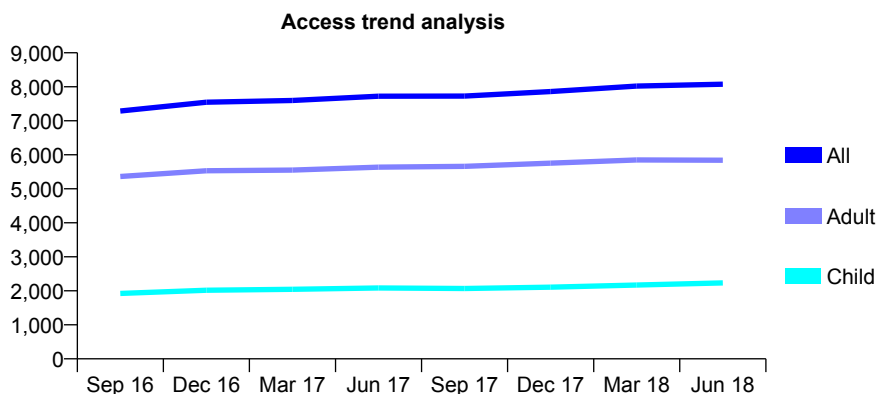
Q61 - Vital Signs At a Glance Contract Report for 198781/0001 - June 2018

Name or company name	Orchard Road (DS) Limited
Contract type name	GDS Contract
Purpose of contract	General
Contract start date	01/08/2011
Contract end date	

18/19 Contracted general activity (UDA)	26,107
Carry forward general activity (UDA)	0
18/19 Contracted orthodontic activity (UOA)	0
Carry forward orthodontic activity (UOA)	0
Baseline contract value	£759,446.87

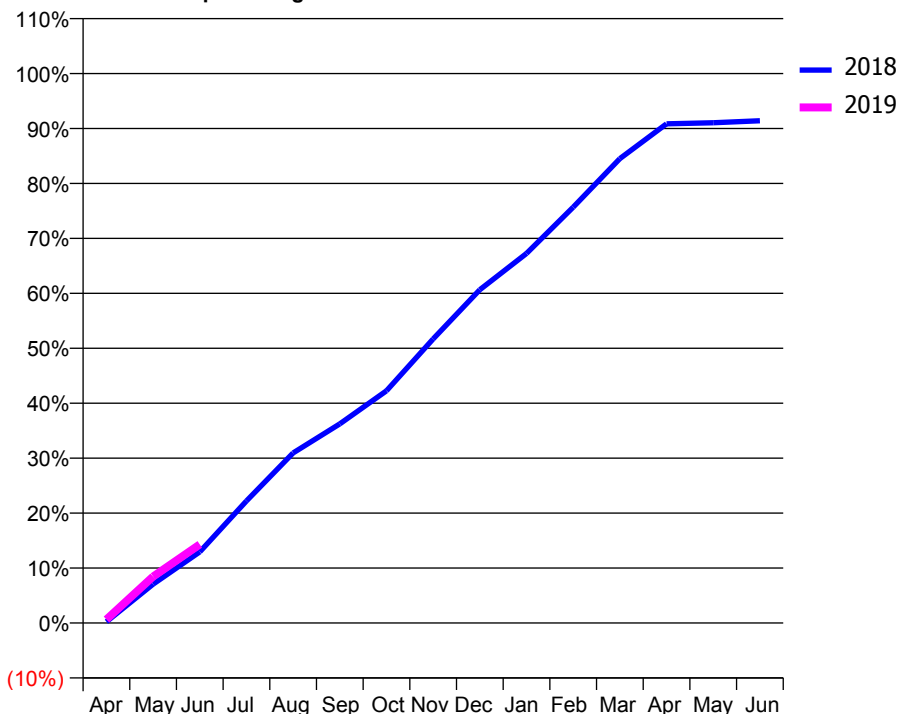
ACCESS*

Patients seen in 24 months	Total	Change since previous quarter
Quarter ending June 2017	7,722	
Quarter ending September 2017	7,728	→
Quarter ending December 2017	7,861	→
Quarter ending March 2018	8,020	↑
Quarter ending June 2018	8,075	→
Variance since June 2017	4.6%	↑



ACTIVITY

Cumulative percentage of contracted UDA delivered 2018 & 2019



Month	Adjusted Scheduled Activity (UDA)	
	2018	2019
April	60	168
May	1,845	2,210
June	3,380	3,735
July	5,801	
August	8,080	
September	9,462	
October	11,033	
November	13,500	
December	15,837	
January	17,558	
February	19,758	
March	22,065	
April	23,718	
May	23,766	
June	23,861	

QUALITY

	Quantity	Base Number	Contract	AT	Region	England
% of FP17s for the same patient ID Re-attending within 3 months - Children	41	577	7.1%	10.5%	11.5%	11.5%
% of FP17s for the same patient ID Re-attending within 3 months - Adults	217	1,376	15.8%	15.7%	16.6%	15.4%
% of FP17s for the same patient ID Re-attending between 3 & 9 months - Children	179	577	31.0%	44.8%	48.8%	58.9%
% of FP17s for the same patient ID Re-attending between 3 & 9 months - Adults	408	1,376	29.7%	37.3%	39.3%	51.6%
% of FP17s for Band 1 Urgent Courses	201	1,391	14.5%	10.9%	10.6%	8.9%
% of FP17s Relating to Free Repair or Replacements	10	1,391	0.7%	0.5%	0.5%	0.8%
% of FP17s Relating to Continuations	32	1,391	2.3%	0.7%	0.7%	0.9%
% of Patients satisfied with the dentistry they have received	5	5	N/A	91.0%	90.4%	93.2%
% of Patients satisfied with the time they had to wait for an appointment	4	5	N/A	83.8%	85.3%	88.8%

* This is based on patients treated on this contract for their most recent course of treatment. Figures in italics indicate the base number of FP17s or Patient Questionnaire responses are less than 100. N/A is shown where the base number of responses is less than 10 during the period. % is calculated as Quantity/Base number*100

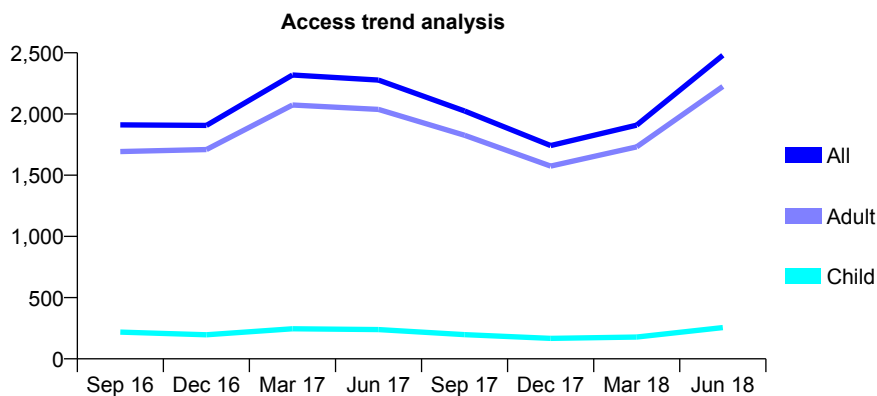
Q61 - Vital Signs At a Glance Contract Report for 199400/0001 - June 2018

Name or company name	Drs D & J Levenstein
Contract type name	GDS Contract
Purpose of contract	General
Contract start date	01/12/2011
Contract end date	

18/19 Contracted general activity (UDA)	6,501
Carry forward general activity (UDA)	0
18/19 Contracted orthodontic activity (UOA)	0
Carry forward orthodontic activity (UOA)	0
Baseline contract value	£208,631.56

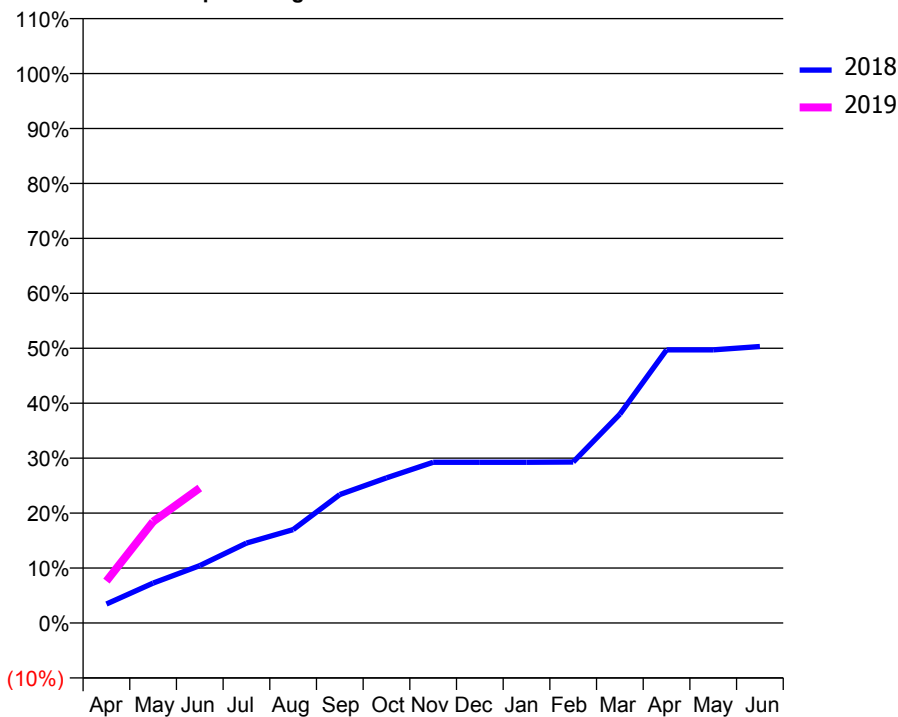
ACCESS*

Patients seen in 24 months	Total	Change since previous quarter
Quarter ending June 2017	2,277	
Quarter ending September 2017	2,024	↓
Quarter ending December 2017	1,742	↓
Quarter ending March 2018	1,909	↑
Quarter ending June 2018	2,480	↑
Variance since June 2017	8.9%	↑



ACTIVITY

Cumulative percentage of contracted UDA delivered 2018 & 2019



Adjusted Scheduled Activity (UDA)

Month	2018	2019
April	225	497
May	472	1,200
June	679	1,597
July	946	
August	1,106	
September	1,520	
October	1,718	
November	1,902	
December	1,902	
January	1,902	
February	1,905	
March	2,471	
April	3,232	
May	3,232	
June	3,271	

QUALITY

	Quantity	Base Number	Contract	AT	Region	England
% of FP17s for the same patient ID Re-attending within 3 months - Children	5	172	2.9%	10.5%	11.5%	11.5%
% of FP17s for the same patient ID Re-attending within 3 months - Adults	108	1,340	8.1%	15.7%	16.6%	15.4%
% of FP17s for the same patient ID Re-attending between 3 & 9 months - Children	28	172	16.3%	44.8%	48.8%	58.9%
% of FP17s for the same patient ID Re-attending between 3 & 9 months - Adults	158	1,340	11.8%	37.3%	39.3%	51.6%
% of FP17s for Band 1 Urgent Courses	111	483	23.0%	10.9%	10.6%	8.9%
% of FP17s Relating to Free Repair or Replacements	6	483	1.2%	0.5%	0.5%	0.8%
% of FP17s Relating to Continuations	9	483	1.9%	0.7%	0.7%	0.9%
% of Patients satisfied with the dentistry they have received	0	0	N/A	91.0%	90.4%	93.2%
% of Patients satisfied with the time they had to wait for an appointment	0	0	N/A	83.8%	85.3%	88.8%

* This is based on patients treated on this contract for their most recent course of treatment. Figures in italics indicate the base number of FP17s or Patient Questionnaire responses are less than 100. N/A is shown where the base number of responses is less than 10 during the period. % is calculated as Quantity/Base number*100

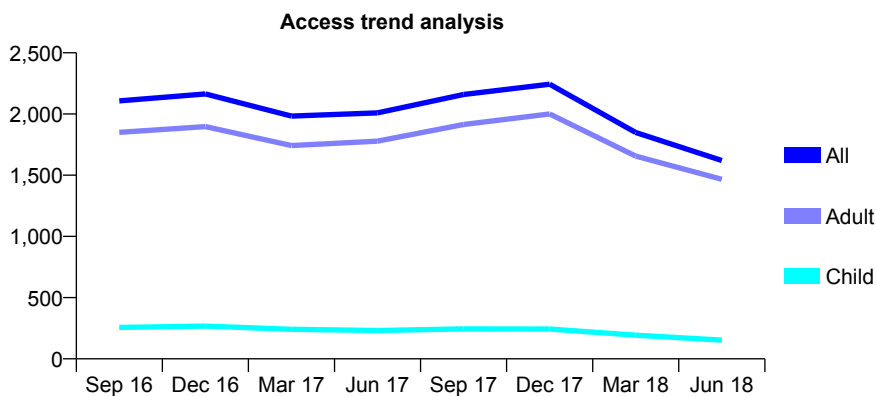
Q61 - Vital Signs At a Glance Contract Report for 199400/0002 - June 2018

Name or company name	Drs D & J Levenstein
Contract type name	PDS Contract
Purpose of contract	General
Contract start date	01/04/2012
Contract end date	31/03/2022

18/19 Contracted general activity (UDA)	5,249
Carry forward general activity (UDA)	0
18/19 Contracted orthodontic activity (UOA)	0
Carry forward orthodontic activity (UOA)	0
Baseline contract value	£219,205.76

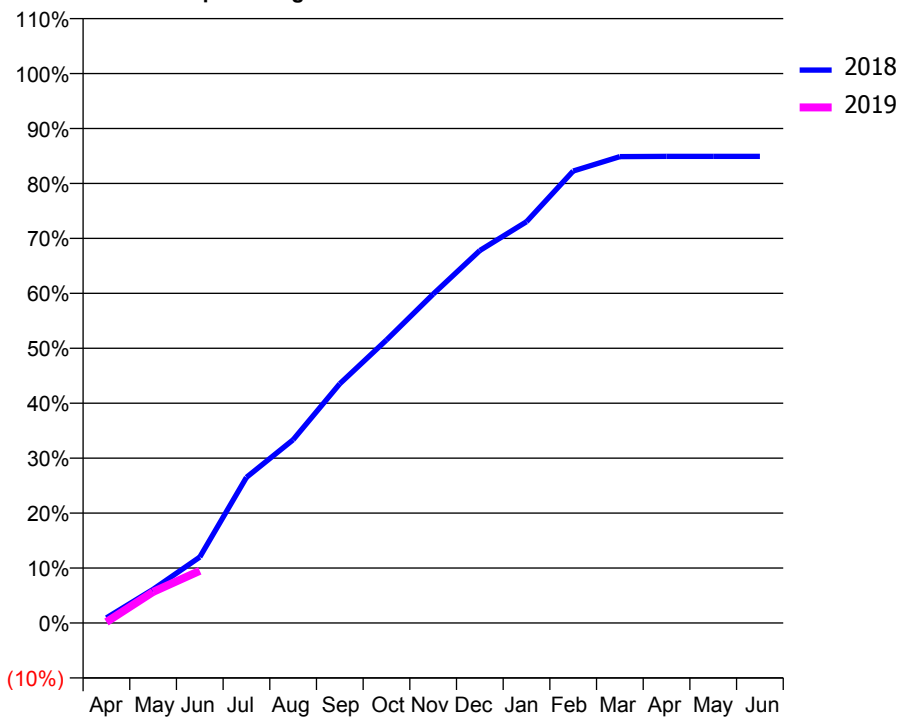
ACCESS*

Patients seen in 24 months	Total	Change since previous quarter
Quarter ending June 2017	2,009	
Quarter ending September 2017	2,160	↑
Quarter ending December 2017	2,243	↑
Quarter ending March 2018	1,849	↓
Quarter ending June 2018	1,620	↓
Variance since June 2017	(19.4%)	↓



ACTIVITY

Cumulative percentage of contracted UDA delivered 2018 & 2019



Month	Adjusted Scheduled Activity (UDA)	
	2018	2019
April	49	9
May	322	298
June	630	499
July	1,392	
August	1,751	
September	2,286	
October	2,704	
November	3,141	
December	3,558	
January	3,833	
February	4,318	
March	4,455	
April	4,458	
May	4,458	
June	4,458	

QUALITY

	Quantity	Base Number	Contract	AT	Region	England
% of FP17s for the same patient ID Re-attending within 3 months - Children	1	27	3.7%	10.5%	11.5%	11.5%
% of FP17s for the same patient ID Re-attending within 3 months - Adults	20	229	8.7%	15.7%	16.6%	15.4%
% of FP17s for the same patient ID Re-attending between 3 & 9 months - Children	3	27	11.1%	44.8%	48.8%	58.9%
% of FP17s for the same patient ID Re-attending between 3 & 9 months - Adults	42	229	18.3%	37.3%	39.3%	51.6%
% of FP17s for Band 1 Urgent Courses	111	255	43.5%	10.9%	10.6%	8.9%
% of FP17s Relating to Free Repair or Replacements	3	255	1.2%	0.5%	0.5%	0.8%
% of FP17s Relating to Continuations	3	255	1.2%	0.7%	0.7%	0.9%
% of Patients satisfied with the dentistry they have received	0	0	N/A	91.0%	90.4%	93.2%
% of Patients satisfied with the time they had to wait for an appointment	0	0	N/A	83.8%	85.3%	88.8%

* This is based on patients treated on this contract for their most recent course of treatment. Figures in italics indicate the base number of FP17s or Patient Questionnaire responses are less than 100. N/A is shown where the base number of responses is less than 10 during the period. % is calculated as Quantity/Base number*100

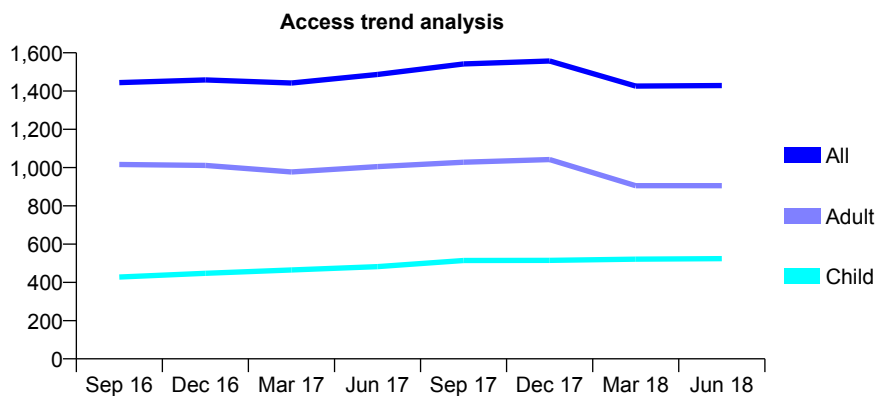
Q61 - Vital Signs At a Glance Contract Report for 199478/0001 - June 2018

Name or company name	Mr M Siddiqui & Ms S Sheikh
Contract type name	GDS Contract
Purpose of contract	General
Contract start date	01/02/2012
Contract end date	

18/19 Contracted general activity (UDA)	5,441
Carry forward general activity (UDA)	0
18/19 Contracted orthodontic activity (UOA)	0
Carry forward orthodontic activity (UOA)	0
Baseline contract value	£179,904.80

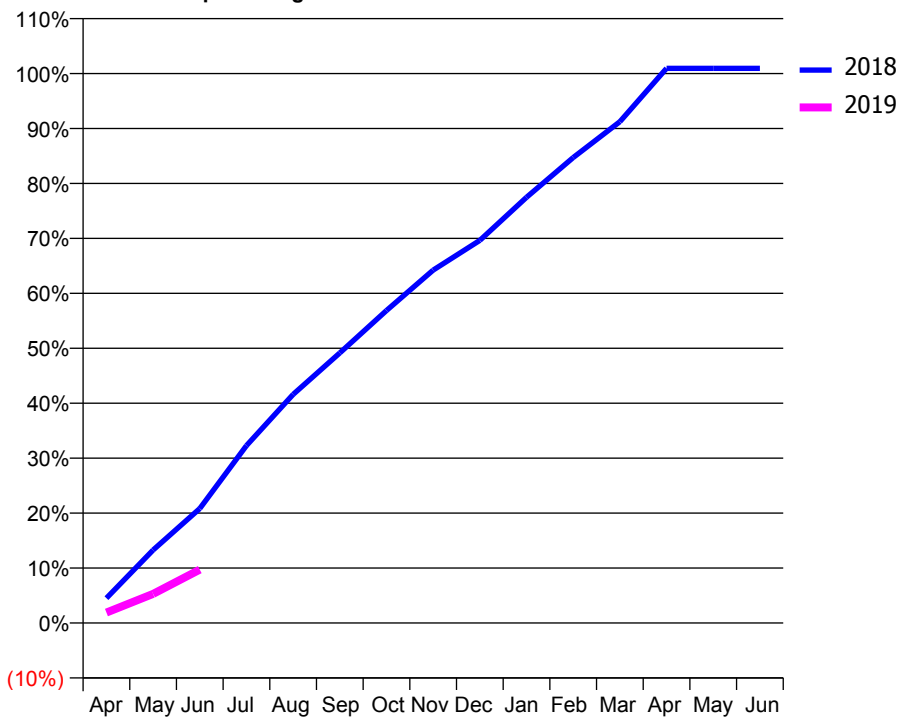
ACCESS*

Patients seen in 24 months	Total	Change since previous quarter
Quarter ending June 2017	1,487	
Quarter ending September 2017	1,542	↑
Quarter ending December 2017	1,557	→
Quarter ending March 2018	1,426	↓
Quarter ending June 2018	1,429	→
Variance since June 2017	(3.9%)	↓



ACTIVITY

Cumulative percentage of contracted UDA delivered 2018 & 2019



Month	Adjusted Scheduled Activity (UDA)	
	2018	2019
April	247	103
May	723	288
June	1,133	529
July	1,756	
August	2,264	
September	2,674	
October	3,094	
November	3,494	
December	3,789	
January	4,215	
February	4,609	
March	4,964	
April	5,493	
May	5,493	
June	5,493	

QUALITY

	Quantity	Base Number	Contract	AT	Region	England
% of FP17s for the same patient ID Re-attending within 3 months - Children	17	130	13.1%	10.5%	11.5%	11.5%
% of FP17s for the same patient ID Re-attending within 3 months - Adults	62	271	22.9%	15.7%	16.6%	15.4%
% of FP17s for the same patient ID Re-attending between 3 & 9 months - Children	26	130	20.0%	44.8%	48.8%	58.9%
% of FP17s for the same patient ID Re-attending between 3 & 9 months - Adults	45	271	16.6%	37.3%	39.3%	51.6%
% of FP17s for Band 1 Urgent Courses	76	177	42.9%	10.9%	10.6%	8.9%
% of FP17s Relating to Free Repair or Replacements	2	177	1.1%	0.5%	0.5%	0.8%
% of FP17s Relating to Continuations	0	177	0.0%	0.7%	0.7%	0.9%
% of Patients satisfied with the dentistry they have received	2	2	N/A	91.0%	90.4%	93.2%
% of Patients satisfied with the time they had to wait for an appointment	2	2	N/A	83.8%	85.3%	88.8%

* This is based on patients treated on this contract for their most recent course of treatment. Figures in italics indicate the base number of FP17s or Patient Questionnaire responses are less than 100. N/A is shown where the base number of responses is less than 10 during the period. % is calculated as Quantity/Base number*100

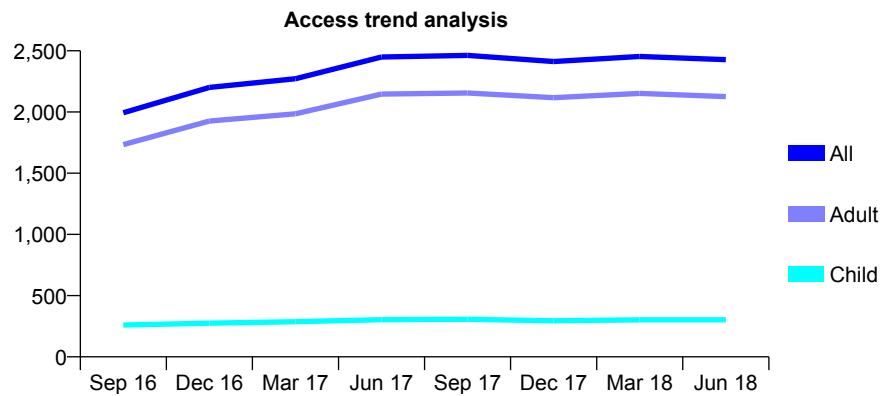
Q61 - Vital Signs At a Glance Contract Report for 207799/0002 - June 2018

Name or company name	MR RS LEVY
Contract type name	GDS Contract
Purpose of contract	General
Contract start date	01/07/2015
Contract end date	

18/19 Contracted general activity (UDA)	10,000
Carry forward general activity (UDA)	0
18/19 Contracted orthodontic activity (UOA)	0
Carry forward orthodontic activity (UOA)	0
Baseline contract value	£299,939.77

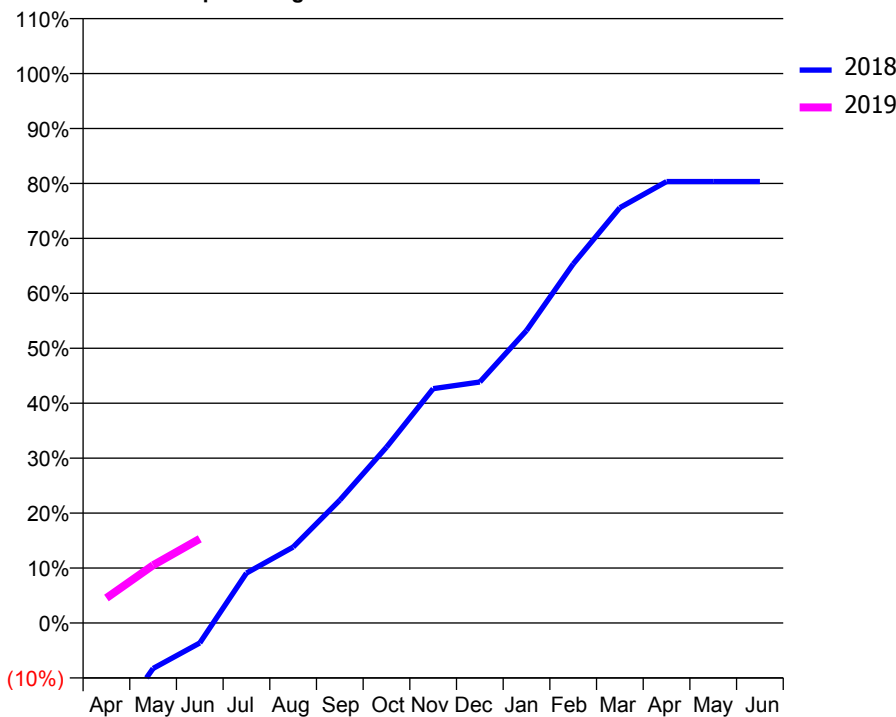
ACCESS*

Patients seen in 24 months	Total	Change since previous quarter
Quarter ending June 2017	2,449	
Quarter ending September 2017	2,462	→
Quarter ending December 2017	2,412	↓
Quarter ending March 2018	2,454	→
Quarter ending June 2018	2,428	↓
Variance since June 2017	(0.9%)	→



ACTIVITY

Cumulative percentage of contracted UDA delivered 2018 & 2019



Month	Adjusted Scheduled Activity (UDA)	
	2018	2019
April	-1,570	455
May	-639	1,052
June	-280	1,533
July	700	
August	1,064	
September	1,721	
October	2,463	
November	3,283	
December	3,377	
January	4,098	
February	5,031	
March	5,819	
April	6,185	
May	6,186	
June	6,186	

QUALITY

	Quantity	Base Number	Contract	AT	Region	England
% of FP17s for the same patient ID Re-attending within 3 months - Children	2	88	2.3%	10.5%	11.5%	11.5%
% of FP17s for the same patient ID Re-attending within 3 months - Adults	50	566	8.8%	15.7%	16.6%	15.4%
% of FP17s for the same patient ID Re-attending between 3 & 9 months - Children	43	88	48.9%	44.8%	48.8%	58.9%
% of FP17s for the same patient ID Re-attending between 3 & 9 months - Adults	256	566	45.2%	37.3%	39.3%	51.6%
% of FP17s for Band 1 Urgent Courses	54	527	10.2%	10.9%	10.6%	8.9%
% of FP17s Relating to Free Repair or Replacements	0	527	0.0%	0.5%	0.5%	0.8%
% of FP17s Relating to Continuations	6	527	1.1%	0.7%	0.7%	0.9%
% of Patients satisfied with the dentistry they have received	2	2	N/A	91.0%	90.4%	93.2%
% of Patients satisfied with the time they had to wait for an appointment	2	2	N/A	83.8%	85.3%	88.8%

* This is based on patients treated on this contract for their most recent course of treatment. Figures in italics indicate the base number of FP17s or Patient Questionnaire responses are less than 100. N/A is shown where the base number of responses is less than 10 during the period. % is calculated as Quantity/Base number*100

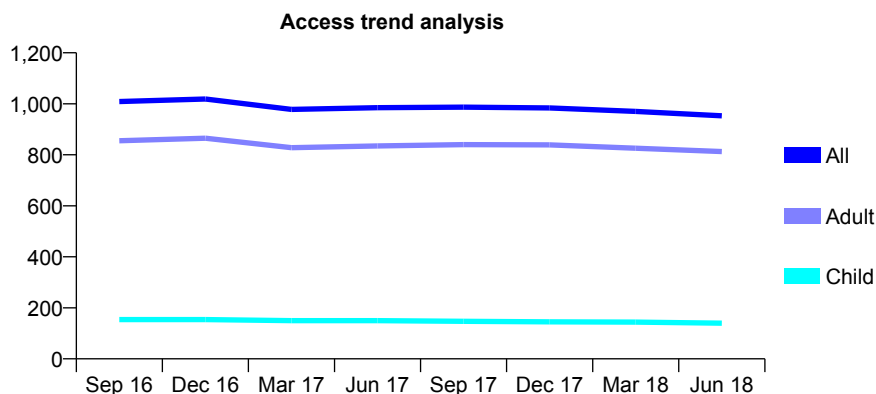
Q61 - Vital Signs At a Glance Contract Report for 208493/0001 - June 2018

Name or company name	MR PC WEE
Contract type name	GDS Contract
Purpose of contract	General
Contract start date	01/04/2006
Contract end date	

18/19 Contracted general activity (UDA)	3,505
Carry forward general activity (UDA)	0
18/19 Contracted orthodontic activity (UOA)	0
Carry forward orthodontic activity (UOA)	0
Baseline contract value	£106,447.92

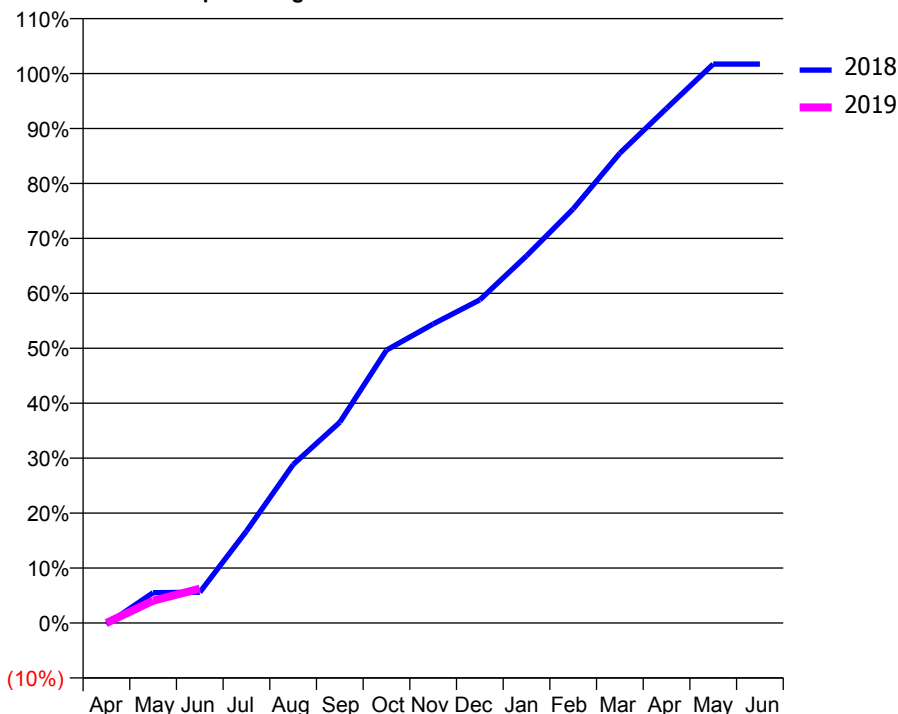
ACCESS*

Patients seen in 24 months	Total	Change since previous quarter
Quarter ending June 2017	985	
Quarter ending September 2017	987	→
Quarter ending December 2017	984	→
Quarter ending March 2018	970	↓
Quarter ending June 2018	953	↓
Variance since June 2017	(3.2%)	↓



ACTIVITY

Cumulative percentage of contracted UDA delivered 2018 & 2019



Adjusted Scheduled Activity (UDA)

Month	2018	2019
April	-10	0
May	194	142
June	196	219
July	586	
August	1,011	
September	1,281	
October	1,741	
November	1,907	
December	2,061	
January	2,342	
February	2,641	
March	2,997	
April	3,283	
May	3,565	
June	3,565	

QUALITY

	Quantity	Base Number	Contract	AT	Region	England
% of FP17s for the same patient ID Re-attending within 3 months - Children	3	49	6.1%	10.5%	11.5%	11.5%
% of FP17s for the same patient ID Re-attending within 3 months - Adults	17	204	8.3%	15.7%	16.6%	15.4%
% of FP17s for the same patient ID Re-attending between 3 & 9 months - Children	16	49	32.7%	44.8%	48.8%	58.9%
% of FP17s for the same patient ID Re-attending between 3 & 9 months - Adults	102	204	50.0%	37.3%	39.3%	51.6%
% of FP17s for Band 1 Urgent Courses	7	101	6.9%	10.9%	10.6%	8.9%
% of FP17s Relating to Free Repair or Replacements	0	101	0.0%	0.5%	0.5%	0.8%
% of FP17s Relating to Continuations	0	101	0.0%	0.7%	0.7%	0.9%
% of Patients satisfied with the dentistry they have received	0	0	N/A	91.0%	90.4%	93.2%
% of Patients satisfied with the time they had to wait for an appointment	0	0	N/A	83.8%	85.3%	88.8%

* This is based on patients treated on this contract for their most recent course of treatment. Figures in italics indicate the base number of FP17s or Patient Questionnaire responses are less than 100. N/A is shown where the base number of responses is less than 10 during the period. % is calculated as Quantity/Base number*100

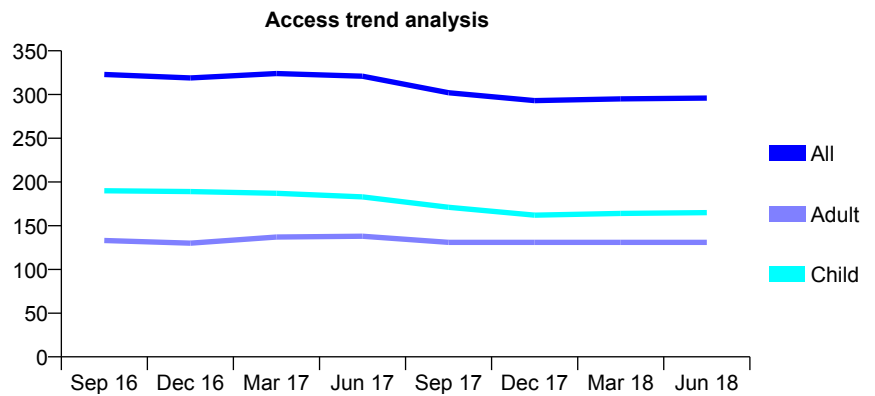
Q61 - Vital Signs At a Glance Contract Report for 209392/0001 - June 2018

Name or company name	MR LH BAUM
Contract type name	GDS Contract
Purpose of contract	General
Contract start date	01/04/2006
Contract end date	

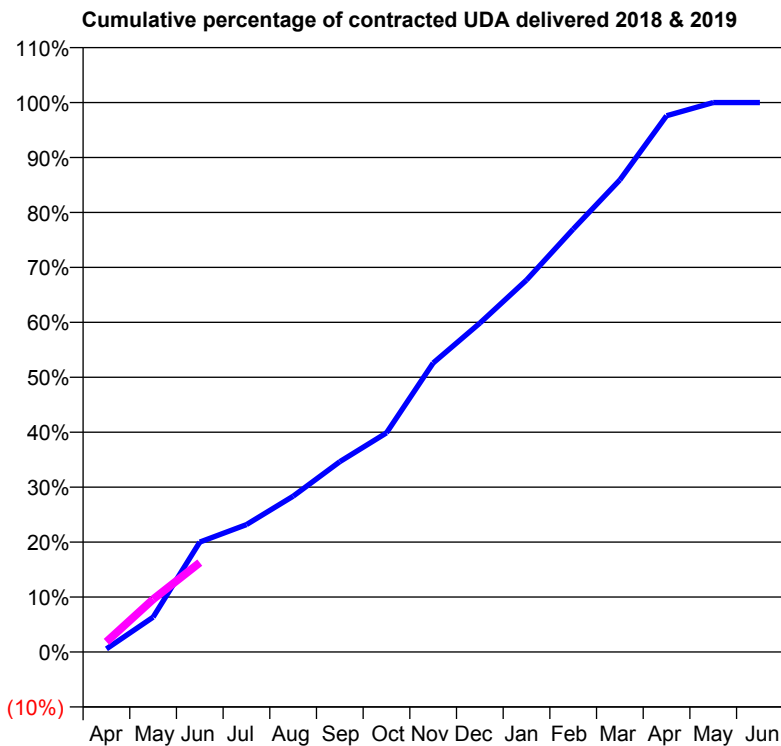
18/19 Contracted general activity (UDA)	703
Carry forward general activity (UDA)	0
18/19 Contracted orthodontic activity (UOA)	0
Carry forward orthodontic activity (UOA)	0
Baseline contract value	£15,837.64

ACCESS*

Patients seen in 24 months	Total	Change since previous quarter
Quarter ending June 2017	321	
Quarter ending September 2017	302	↓
Quarter ending December 2017	293	↓
Quarter ending March 2018	295	→
Quarter ending June 2018	296	→
Variance since June 2017	(7.8%)	↓



ACTIVITY



Month	Adjusted Scheduled Activity (UDA)	
	2018	2019
April	4	13
May	45	67
June	141	114
July	163	
August	199	
September	244	
October	280	
November	370	
December	421	
January	476	
February	541	
March	604	
April	686	
May	703	
June	703	

QUALITY

	Quantity	Base Number	Contract	AT	Region	England
% of FP17s for the same patient ID Re-attending within 3 months - Children	8	54	14.8%	10.5%	11.5%	11.5%
% of FP17s for the same patient ID Re-attending within 3 months - Adults	8	43	18.6%	15.7%	16.6%	15.4%
% of FP17s for the same patient ID Re-attending between 3 & 9 months - Children	21	54	38.9%	44.8%	48.8%	58.9%
% of FP17s for the same patient ID Re-attending between 3 & 9 months - Adults	18	43	41.9%	37.3%	39.3%	51.6%
% of FP17s for Band 1 Urgent Courses	7	56	12.5%	10.9%	10.6%	8.9%
% of FP17s Relating to Free Repair or Replacements	0	56	0.0%	0.5%	0.5%	0.8%
% of FP17s Relating to Continuations	0	56	0.0%	0.7%	0.7%	0.9%
% of Patients satisfied with the dentistry they have received	0	0	N/A	91.0%	90.4%	93.2%
% of Patients satisfied with the time they had to wait for an appointment	0	0	N/A	83.8%	85.3%	88.8%

* This is based on patients treated on this contract for their most recent course of treatment. Figures in italics indicate the base number of FP17s or Patient Questionnaire responses are less than 100. N/A is shown where the base number of responses is less than 10 during the period. % is calculated as Quantity/Base number*100

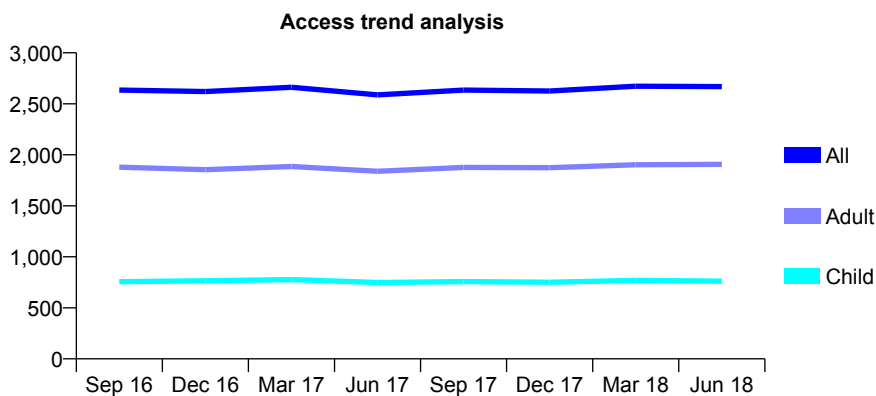
Q61 - Vital Signs At a Glance Contract Report for 215260/0002 - June 2018

Name or company name	MR M WIEDER
Contract type name	GDS Contract
Purpose of contract	General and Orthodontic
Contract start date	01/04/2006
Contract end date	

18/19 Contracted general activity (UDA)	8,881
Carry forward general activity (UDA)	0
18/19 Contracted orthodontic activity (UOA)	0
Carry forward orthodontic activity (UOA)	0
Baseline contract value	£252,777.68

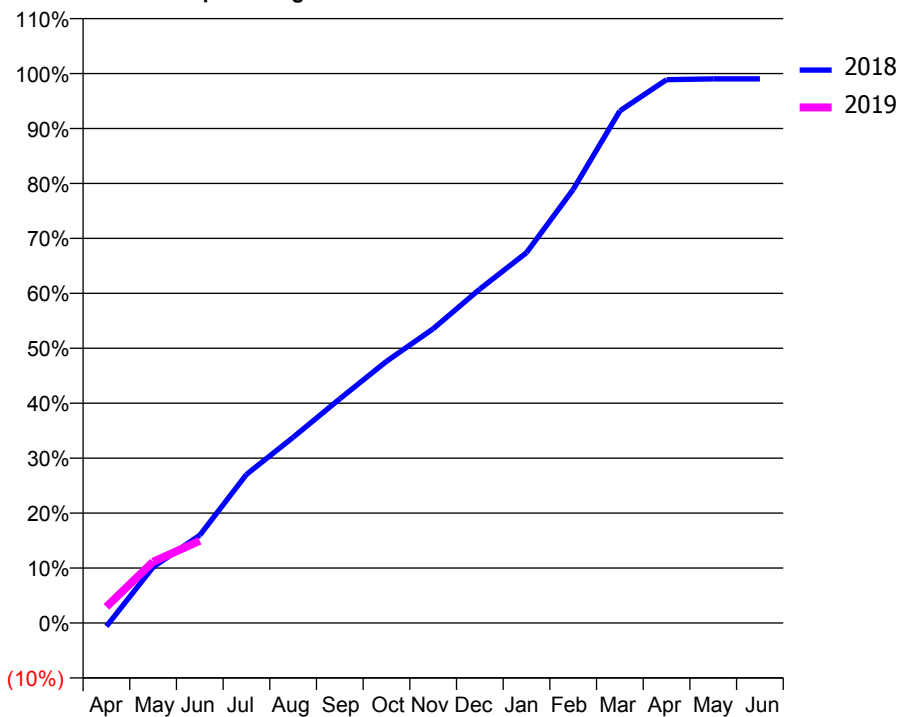
ACCESS*

Patients seen in 24 months	Total	Change since previous quarter
Quarter ending June 2017	2,587	
Quarter ending September 2017	2,635	→
Quarter ending December 2017	2,625	→
Quarter ending March 2018	2,672	→
Quarter ending June 2018	2,668	→
Variance since June 2017	3.1%	↑



ACTIVITY

Cumulative percentage of contracted UDA delivered 2018 & 2019



Month	Adjusted Scheduled Activity (UDA)	
	2018	2019
April	-54	262
May	876	989
June	1,375	1,329
July	2,328	
August	2,907	
September	3,512	
October	4,098	
November	4,609	
December	5,230	
January	5,801	
February	6,790	
March	8,021	
April	8,509	
May	8,521	
June	8,521	

QUALITY

	Quantity	Base Number	Contract	AT	Region	England
% of FP17s for the same patient ID Re-attending within 3 months - Children	21	198	10.6%	10.5%	11.5%	11.5%
% of FP17s for the same patient ID Re-attending within 3 months - Adults	65	461	14.1%	15.7%	16.6%	15.4%
% of FP17s for the same patient ID Re-attending between 3 & 9 months - Children	101	198	51.0%	44.8%	48.8%	58.9%
% of FP17s for the same patient ID Re-attending between 3 & 9 months - Adults	209	461	45.3%	37.3%	39.3%	51.6%
% of FP17s for Band 1 Urgent Courses	43	435	9.9%	10.9%	10.6%	8.9%
% of FP17s Relating to Free Repair or Replacements	5	435	1.1%	0.5%	0.5%	0.8%
% of FP17s Relating to Continuations	13	435	3.0%	0.7%	0.7%	0.9%
% of Patients satisfied with the dentistry they have received	1	1	N/A	91.0%	90.4%	93.2%
% of Patients satisfied with the time they had to wait for an appointment	1	1	N/A	83.8%	85.3%	88.8%

* This is based on patients treated on this contract for their most recent course of treatment. Figures in italics indicate the base number of FP17s or Patient Questionnaire responses are less than 100. N/A is shown where the base number of responses is less than 10 during the period. % is calculated as Quantity/Base number*100

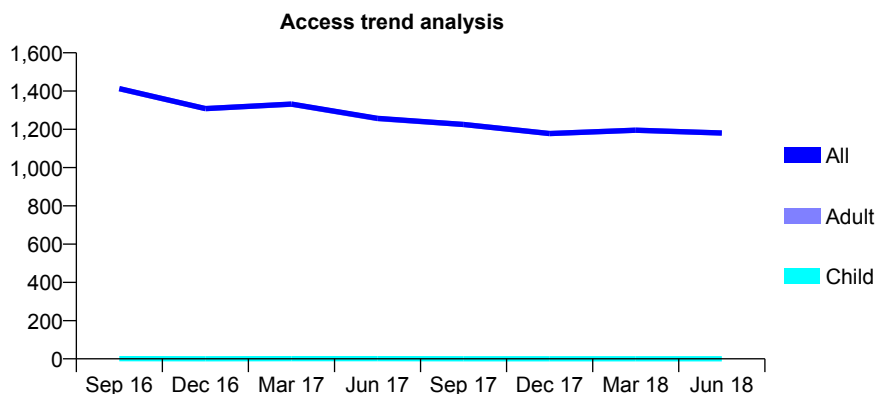
Q61 - Vital Signs At a Glance Contract Report for 215481/0001 - June 2018

Name or company name	MRS CK JONES
Contract type name	GDS Contract
Purpose of contract	General
Contract start date	01/04/2006
Contract end date	

18/19 Contracted general activity (UDA)	3,255
Carry forward general activity (UDA)	0
18/19 Contracted orthodontic activity (UOA)	0
Carry forward orthodontic activity (UOA)	0
Baseline contract value	£79,403.15

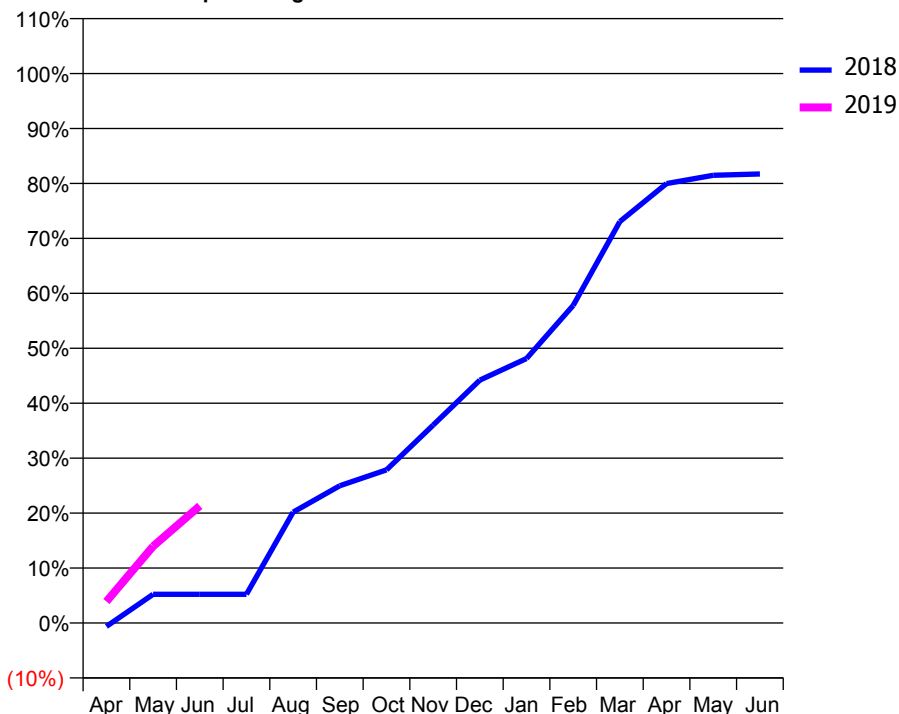
ACCESS*

Patients seen in 24 months	Total	Change since previous quarter
Quarter ending June 2017	1,257	
Quarter ending September 2017	1,225	↓
Quarter ending December 2017	1,178	↓
Quarter ending March 2018	1,195	→
Quarter ending June 2018	1,181	↓
Variance since June 2017	(6.0%)	↓



ACTIVITY

Cumulative percentage of contracted UDA delivered 2018 & 2019



Adjusted Scheduled Activity (UDA)

Month	2018	2019
April	-21	127
May	171	455
June	171	694
July	171	
August	657	
September	813	
October	907	
November	1,172	
December	1,438	
January	1,567	
February	1,881	
March	2,378	
April	2,603	
May	2,652	
June	2,660	

QUALITY

	Quantity	Base Number	Contract	AT	Region	England
% of FP17s for the same patient ID Re-attending within 3 months - Children	0	0	N/A	10.5%	11.5%	11.5%
% of FP17s for the same patient ID Re-attending within 3 months - Adults	30	348	8.6%	15.7%	16.6%	15.4%
% of FP17s for the same patient ID Re-attending between 3 & 9 months - Children	0	0	N/A	44.8%	48.8%	58.9%
% of FP17s for the same patient ID Re-attending between 3 & 9 months - Adults	181	348	52.0%	37.3%	39.3%	51.6%
% of FP17s for Band 1 Urgent Courses	20	232	8.6%	10.9%	10.6%	8.9%
% of FP17s Relating to Free Repair or Replacements	2	232	0.9%	0.5%	0.5%	0.8%
% of FP17s Relating to Continuations	0	232	0.0%	0.7%	0.7%	0.9%
% of Patients satisfied with the dentistry they have received	0	0	N/A	91.0%	90.4%	93.2%
% of Patients satisfied with the time they had to wait for an appointment	0	0	N/A	83.8%	85.3%	88.8%

* This is based on patients treated on this contract for their most recent course of treatment. Figures in italics indicate the base number of FP17s or Patient Questionnaire responses are less than 100. N/A is shown where the base number of responses is less than 10 during the period. % is calculated as Quantity/Base number*100

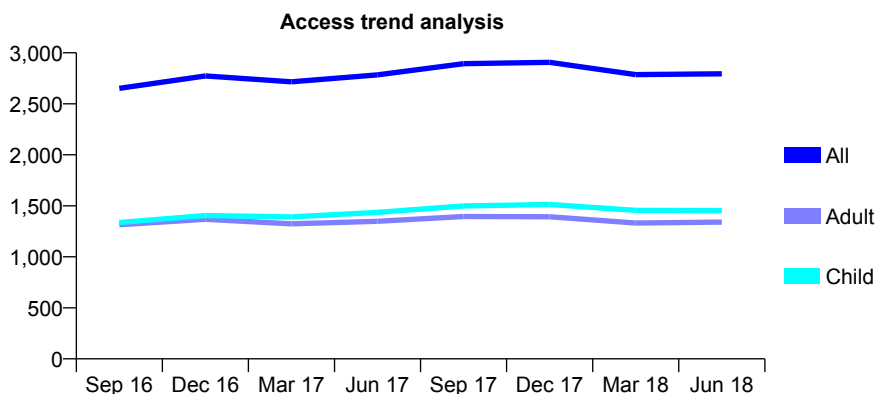
Q61 - Vital Signs At a Glance Contract Report for 221554/0001 - June 2018

Name or company name	Colindale Dental Practice
Contract type name	GDS Contract
Purpose of contract	General
Contract start date	01/04/2006
Contract end date	

18/19 Contracted general activity (UDA)	7,338
Carry forward general activity (UDA)	0
18/19 Contracted orthodontic activity (UOA)	0
Carry forward orthodontic activity (UOA)	0
Baseline contract value	£235,341.95

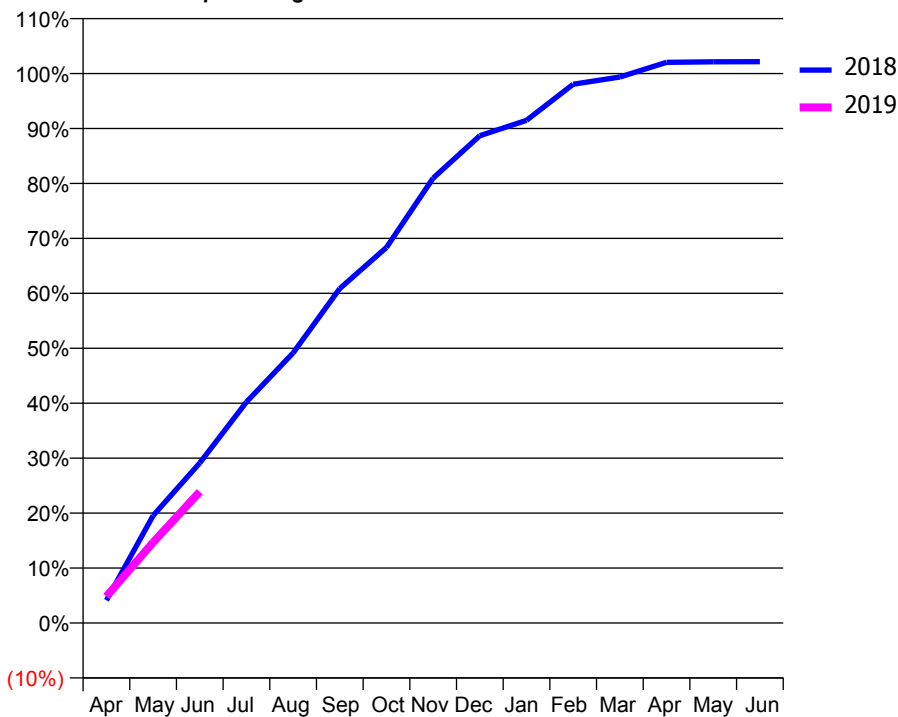
ACCESS*

Patients seen in 24 months	Total	Change since previous quarter
Quarter ending June 2017	2,784	
Quarter ending September 2017	2,894	↑
Quarter ending December 2017	2,906	→
Quarter ending March 2018	2,786	↓
Quarter ending June 2018	2,794	→
Variance since June 2017	0.4%	→



ACTIVITY

Cumulative percentage of contracted UDA delivered 2018 & 2019



Month	Adjusted Scheduled Activity (UDA)	
	2018	2019
April	304	356
May	1,434	1,077
June	2,137	1,753
July	2,952	
August	3,607	
September	4,466	
October	5,016	
November	5,942	
December	6,508	
January	6,712	
February	7,195	
March	7,291	
April	7,487	
May	7,494	
June	7,495	

QUALITY

	Quantity	Base Number	Contract	AT	Region	England
% of FP17s for the same patient ID Re-attending within 3 months - Children	41	582	7.0%	10.5%	11.5%	11.5%
% of FP17s for the same patient ID Re-attending within 3 months - Adults	31	351	8.8%	15.7%	16.6%	15.4%
% of FP17s for the same patient ID Re-attending between 3 & 9 months - Children	328	582	56.4%	44.8%	48.8%	58.9%
% of FP17s for the same patient ID Re-attending between 3 & 9 months - Adults	150	351	42.7%	37.3%	39.3%	51.6%
% of FP17s for Band 1 Urgent Courses	55	781	7.0%	10.9%	10.6%	8.9%
% of FP17s Relating to Free Repair or Replacements	0	781	0.0%	0.5%	0.5%	0.8%
% of FP17s Relating to Continuations	1	781	0.1%	0.7%	0.7%	0.9%
% of Patients satisfied with the dentistry they have received	1	1	N/A	91.0%	90.4%	93.2%
% of Patients satisfied with the time they had to wait for an appointment	1	1	N/A	83.8%	85.3%	88.8%

* This is based on patients treated on this contract for their most recent course of treatment. Figures in italics indicate the base number of FP17s or Patient Questionnaire responses are less than 100. N/A is shown where the base number of responses is less than 10 during the period. % is calculated as Quantity/Base number*100

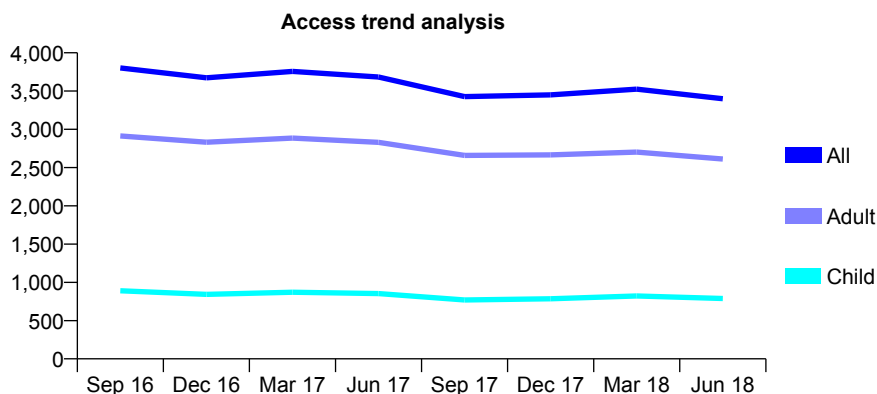
Q61 - Vital Signs At a Glance Contract Report for 229210/0001 - June 2018

Name or company name	MR SM MUGHAL
Contract type name	GDS Contract
Purpose of contract	General
Contract start date	01/04/2006
Contract end date	

18/19 Contracted general activity (UDA)	12,135
Carry forward general activity (UDA)	0
18/19 Contracted orthodontic activity (UOA)	0
Carry forward orthodontic activity (UOA)	0
Baseline contract value	£296,575.34

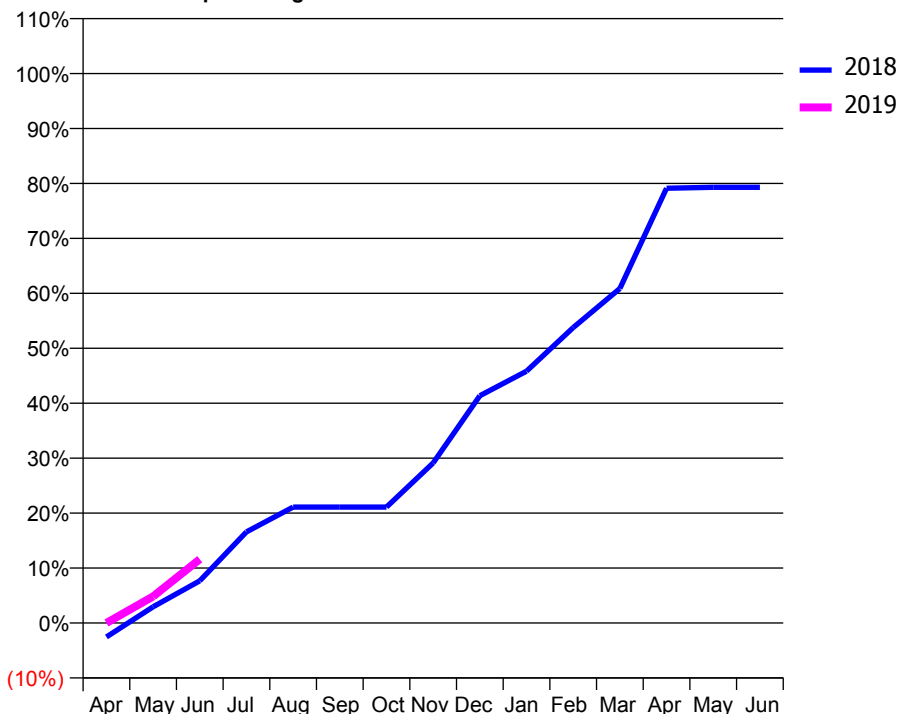
ACCESS*

Patients seen in 24 months	Total	Change since previous quarter
Quarter ending June 2017	3,683	
Quarter ending September 2017	3,428	↓
Quarter ending December 2017	3,450	→
Quarter ending March 2018	3,525	↑
Quarter ending June 2018	3,400	↓
Variance since June 2017	(7.7%)	↓



ACTIVITY

Cumulative percentage of contracted UDA delivered 2018 & 2019



Adjusted Scheduled Activity (UDA)

Month	2018	2019
April	-312	0
May	359	587
June	932	1,409
July	2,013	
August	2,560	
September	2,560	
October	2,560	
November	3,536	
December	5,019	
January	5,560	
February	6,525	
March	7,386	
April	9,602	
May	9,621	
June	9,621	

QUALITY

	Quantity	Base Number	Contract	AT	Region	England
% of FP17s for the same patient ID Re-attending within 3 months - Children	25	200	12.5%	10.5%	11.5%	11.5%
% of FP17s for the same patient ID Re-attending within 3 months - Adults	114	768	14.8%	15.7%	16.6%	15.4%
% of FP17s for the same patient ID Re-attending between 3 & 9 months - Children	45	200	22.5%	44.8%	48.8%	58.9%
% of FP17s for the same patient ID Re-attending between 3 & 9 months - Adults	200	768	26.0%	37.3%	39.3%	51.6%
% of FP17s for Band 1 Urgent Courses	35	482	7.3%	10.9%	10.6%	8.9%
% of FP17s Relating to Free Repair or Replacements	0	482	0.0%	0.5%	0.5%	0.8%
% of FP17s Relating to Continuations	4	482	0.8%	0.7%	0.7%	0.9%
% of Patients satisfied with the dentistry they have received	0	0	N/A	91.0%	90.4%	93.2%
% of Patients satisfied with the time they had to wait for an appointment	0	0	N/A	83.8%	85.3%	88.8%

* This is based on patients treated on this contract for their most recent course of treatment. Figures in italics indicate the base number of FP17s or Patient Questionnaire responses are less than 100. N/A is shown where the base number of responses is less than 10 during the period. % is calculated as Quantity/Base number*100

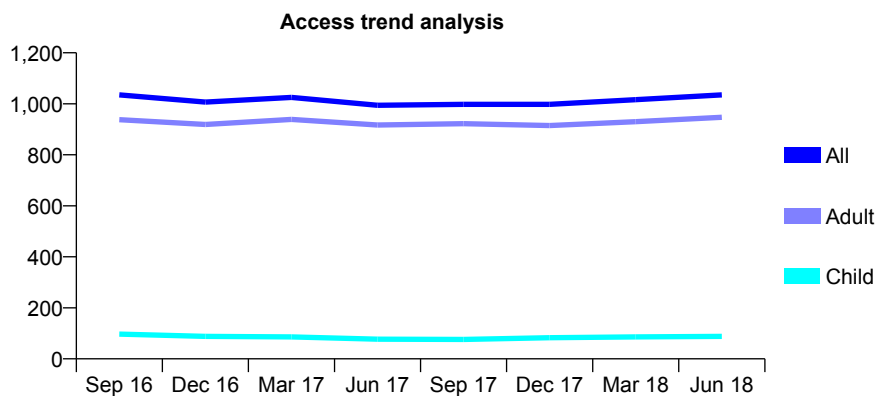
Q61 - Vital Signs At a Glance Contract Report for 230480/0001 - June 2018

Name or company name	MR K SHAH
Contract type name	GDS Contract
Purpose of contract	General
Contract start date	01/04/2006
Contract end date	

18/19 Contracted general activity (UDA)	3,482
Carry forward general activity (UDA)	0
18/19 Contracted orthodontic activity (UOA)	0
Carry forward orthodontic activity (UOA)	0
Baseline contract value	£102,364.69

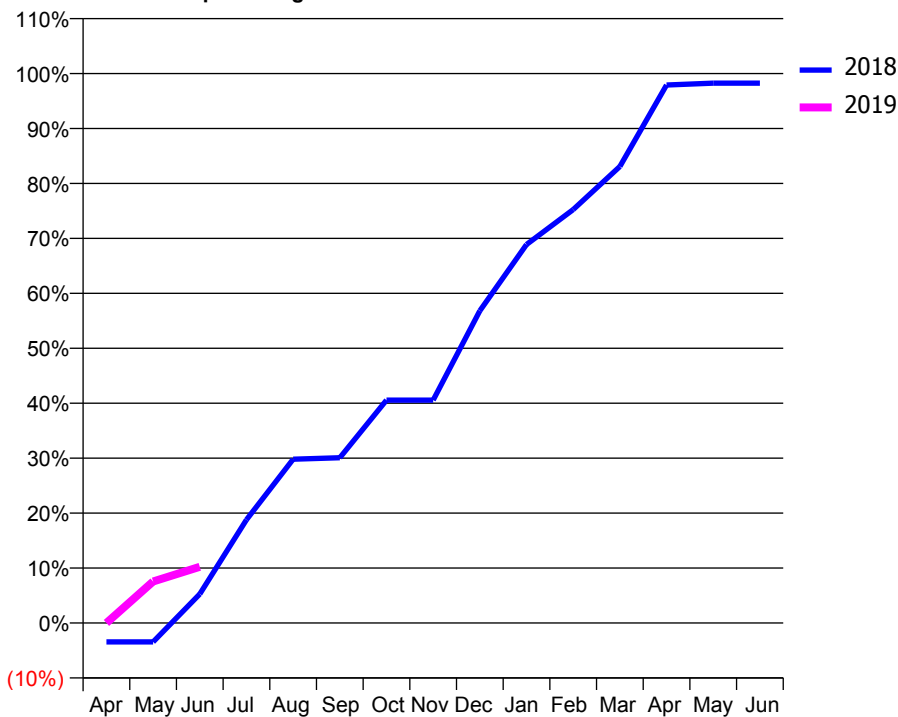
ACCESS*

Patients seen in 24 months	Total	Change since previous quarter
Quarter ending June 2017	994	
Quarter ending September 2017	998	→
Quarter ending December 2017	998	→
Quarter ending March 2018	1,016	→
Quarter ending June 2018	1,035	→
Variance since June 2017	4.1%	↑



ACTIVITY

Cumulative percentage of contracted UDA delivered 2018 & 2019



Month	Adjusted Scheduled Activity (UDA)	
	2018	2019
April	-120	0
May	-120	263
June	184	356
July	654	
August	1,038	
September	1,047	
October	1,412	
November	1,412	
December	1,978	
January	2,399	
February	2,620	
March	2,892	
April	3,409	
May	3,421	
June	3,421	

QUALITY

	Quantity	Base Number	Contract	AT	Region	England
% of FP17s for the same patient ID Re-attending within 3 months - Children	0	21	0.0%	10.5%	11.5%	11.5%
% of FP17s for the same patient ID Re-attending within 3 months - Adults	6	157	3.8%	15.7%	16.6%	15.4%
% of FP17s for the same patient ID Re-attending between 3 & 9 months - Children	2	21	9.5%	44.8%	48.8%	58.9%
% of FP17s for the same patient ID Re-attending between 3 & 9 months - Adults	38	157	24.2%	37.3%	39.3%	51.6%
% of FP17s for Band 1 Urgent Courses	1	102	1.0%	10.9%	10.6%	8.9%
% of FP17s Relating to Free Repair or Replacements	0	102	0.0%	0.5%	0.5%	0.8%
% of FP17s Relating to Continuations	0	102	0.0%	0.7%	0.7%	0.9%
% of Patients satisfied with the dentistry they have received	2	2	N/A	91.0%	90.4%	93.2%
% of Patients satisfied with the time they had to wait for an appointment	2	2	N/A	83.8%	85.3%	88.8%

* This is based on patients treated on this contract for their most recent course of treatment. Figures in italics indicate the base number of FP17s or Patient Questionnaire responses are less than 100. N/A is shown where the base number of responses is less than 10 during the period. % is calculated as Quantity/Base number*100

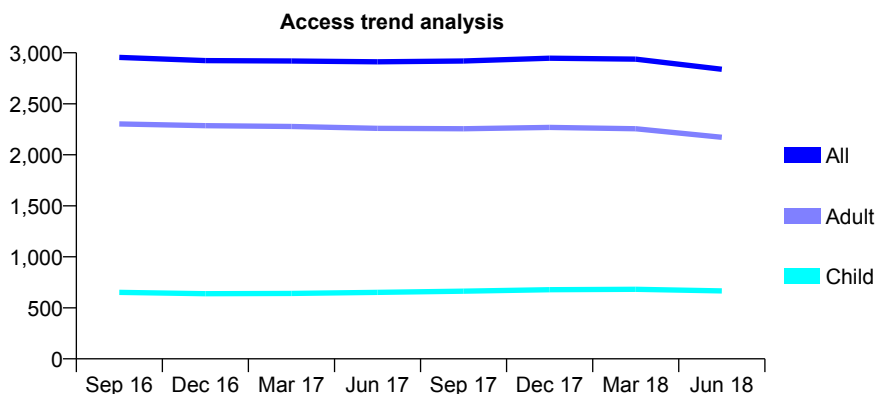
Q61 - Vital Signs At a Glance Contract Report for 232815/0001 - June 2018

Name or company name	MR HS GOUW
Contract type name	GDS Contract
Purpose of contract	General
Contract start date	01/04/2006
Contract end date	

18/19 Contracted general activity (UDA)	9,434
Carry forward general activity (UDA)	0
18/19 Contracted orthodontic activity (UOA)	0
Carry forward orthodontic activity (UOA)	0
Baseline contract value	£239,454.02

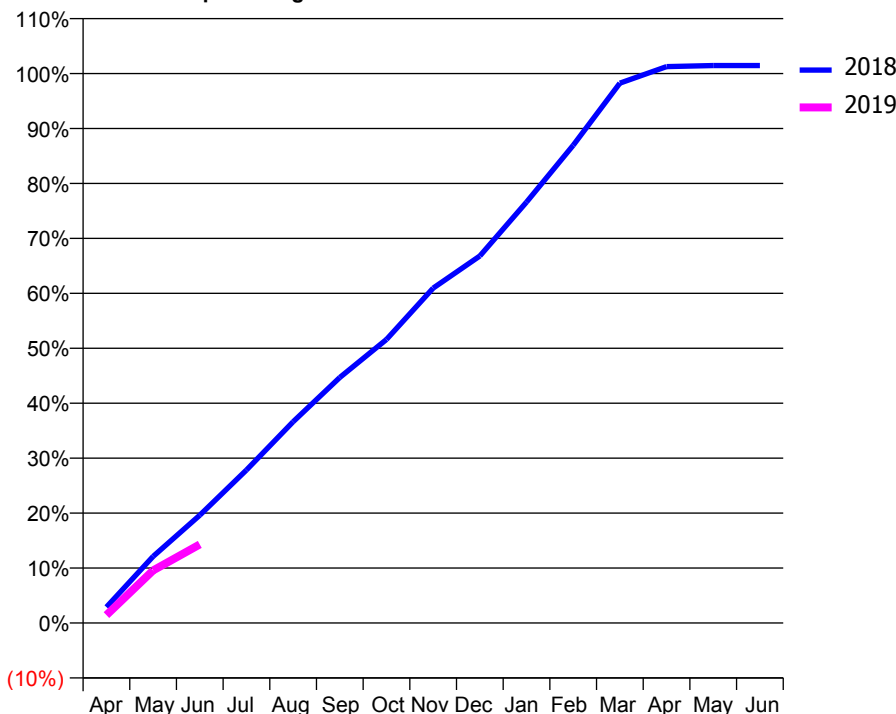
ACCESS*

Patients seen in 24 months	Total	Change since previous quarter
Quarter ending June 2017	2,912	
Quarter ending September 2017	2,919	→
Quarter ending December 2017	2,947	→
Quarter ending March 2018	2,938	→
Quarter ending June 2018	2,838	↓
Variance since June 2017	(2.5%)	↓



ACTIVITY

Cumulative percentage of contracted UDA delivered 2018 & 2019



Month	Adjusted Scheduled Activity (UDA)	
	2018	2019
April	274	136
May	1,143	904
June	1,852	1,349
July	2,626	
August	3,456	
September	4,217	
October	4,868	
November	5,750	
December	6,301	
January	7,226	
February	8,201	
March	9,268	
April	9,553	
May	9,570	
June	9,570	

QUALITY

	Quantity	Base Number	Contract	AT	Region	England
% of FP17s for the same patient ID Re-attending within 3 months - Children	13	114	11.4%	10.5%	11.5%	11.5%
% of FP17s for the same patient ID Re-attending within 3 months - Adults	71	407	17.4%	15.7%	16.6%	15.4%
% of FP17s for the same patient ID Re-attending between 3 & 9 months - Children	30	114	26.3%	44.8%	48.8%	58.9%
% of FP17s for the same patient ID Re-attending between 3 & 9 months - Adults	102	407	25.1%	37.3%	39.3%	51.6%
% of FP17s for Band 1 Urgent Courses	53	437	12.1%	10.9%	10.6%	8.9%
% of FP17s Relating to Free Repair or Replacements	0	437	0.0%	0.5%	0.5%	0.8%
% of FP17s Relating to Continuations	0	437	0.0%	0.7%	0.7%	0.9%
% of Patients satisfied with the dentistry they have received	0	0	N/A	91.0%	90.4%	93.2%
% of Patients satisfied with the time they had to wait for an appointment	0	0	N/A	83.8%	85.3%	88.8%

* This is based on patients treated on this contract for their most recent course of treatment. Figures in italics indicate the base number of FP17s or Patient Questionnaire responses are less than 100. N/A is shown where the base number of responses is less than 10 during the period. % is calculated as Quantity/Base number*100

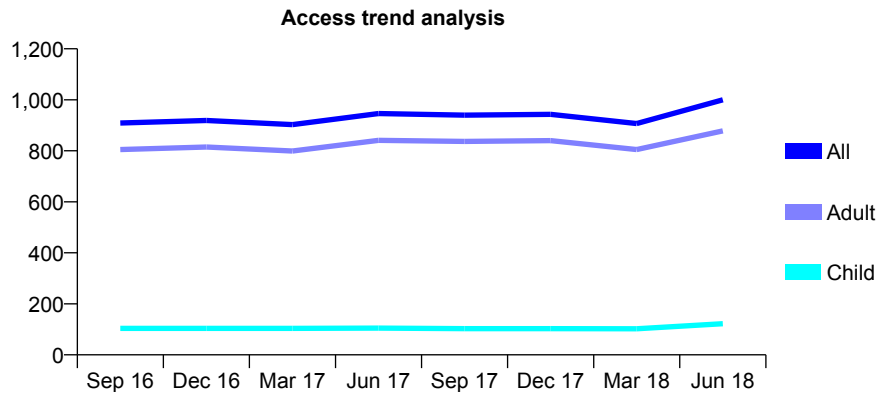
Q61 - Vital Signs At a Glance Contract Report for 233439/0001 - June 2018

Name or company name	Wood Green Dental Practice Partnership
Contract type name	GDS Contract
Purpose of contract	General
Contract start date	01/04/2006
Contract end date	

18/19 Contracted general activity (UDA)	4,281
Carry forward general activity (UDA)	0
18/19 Contracted orthodontic activity (UOA)	0
Carry forward orthodontic activity (UOA)	0
Baseline contract value	£120,570.03

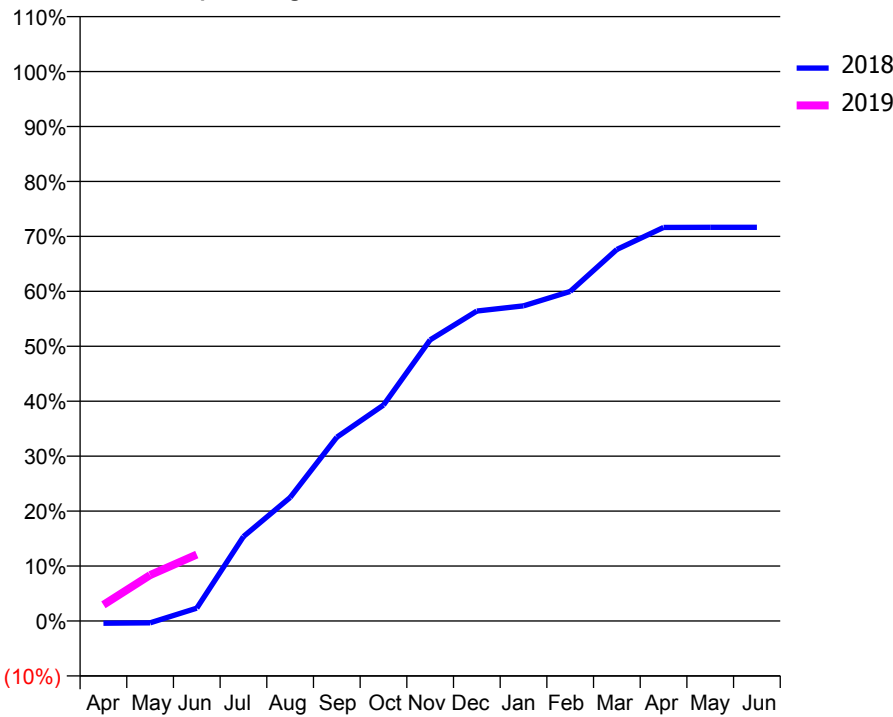
ACCESS*

Patients seen in 24 months	Total	Change since previous quarter
Quarter ending June 2017	946	
Quarter ending September 2017	940	→
Quarter ending December 2017	943	→
Quarter ending March 2018	907	↓
Quarter ending June 2018	1,000	↑
Variance since June 2017	5.7%	↑



ACTIVITY

Cumulative percentage of contracted UDA delivered 2018 & 2019



Adjusted Scheduled Activity (UDA)		
Month	2018	2019
April	-18	126
May	-15	358
June	100	518
July	658	
August	962	
September	1,432	
October	1,682	
November	2,191	
December	2,415	
January	2,455	
February	2,568	
March	2,895	
April	3,066	
May	3,068	
June	3,068	

QUALITY

	Quantity	Base Number	Contract	AT	Region	England
% of FP17s for the same patient ID Re-attending within 3 months - Children	2	42	4.8%	10.5%	11.5%	11.5%
% of FP17s for the same patient ID Re-attending within 3 months - Adults	25	213	11.7%	15.7%	16.6%	15.4%
% of FP17s for the same patient ID Re-attending between 3 & 9 months - Children	9	42	21.4%	44.8%	48.8%	58.9%
% of FP17s for the same patient ID Re-attending between 3 & 9 months - Adults	58	213	27.2%	37.3%	39.3%	51.6%
% of FP17s for Band 1 Urgent Courses	10	207	4.8%	10.9%	10.6%	8.9%
% of FP17s Relating to Free Repair or Replacements	1	207	0.5%	0.5%	0.5%	0.8%
% of FP17s Relating to Continuations	8	207	3.9%	0.7%	0.7%	0.9%
% of Patients satisfied with the dentistry they have received	2	3	N/A	91.0%	90.4%	93.2%
% of Patients satisfied with the time they had to wait for an appointment	2	3	N/A	83.8%	85.3%	88.8%

* This is based on patients treated on this contract for their most recent course of treatment. Figures in italics indicate the base number of FP17s or Patient Questionnaire responses are less than 100. N/A is shown where the base number of responses is less than 10 during the period. % is calculated as Quantity/Base number*100

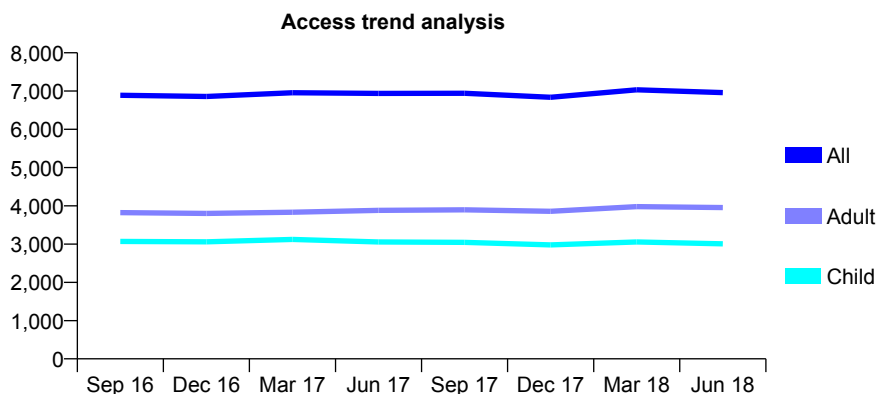
Q61 - Vital Signs At a Glance Contract Report for 234125/0001 - June 2018

Name or company name	MR NI AMIN
Contract type name	GDS Contract
Purpose of contract	General and Orthodontic
Contract start date	01/04/2006
Contract end date	

18/19 Contracted general activity (UDA)	16,536
Carry forward general activity (UDA)	0
18/19 Contracted orthodontic activity (UOA)	823
Carry forward orthodontic activity (UOA)	0
Baseline contract value	£542,928.04

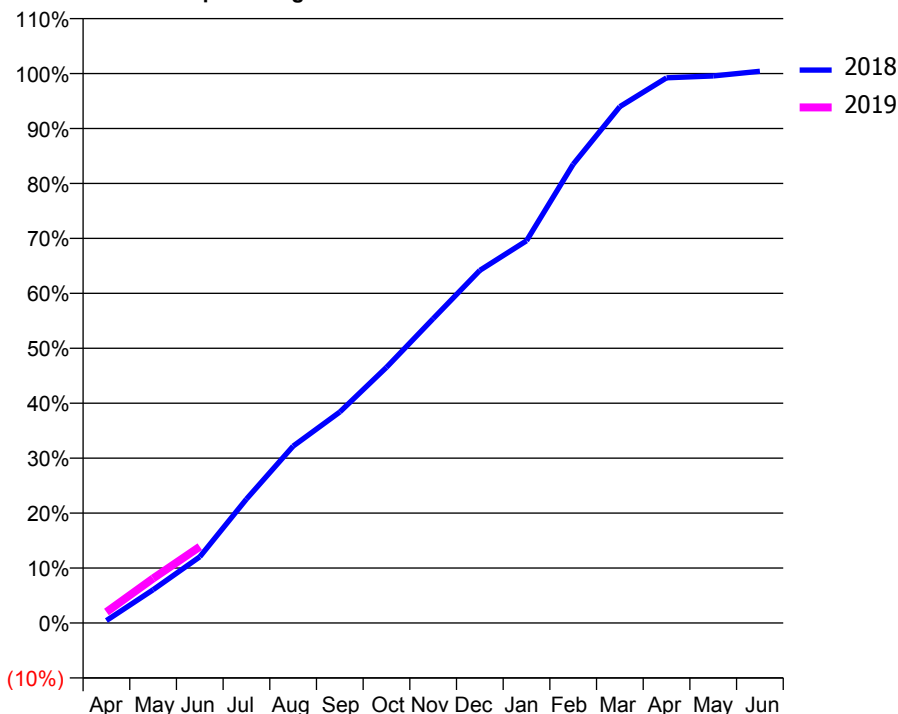
ACCESS*

Patients seen in 24 months	Total	Change since previous quarter
Quarter ending June 2017	6,937	
Quarter ending September 2017	6,941	→
Quarter ending December 2017	6,836	↓
Quarter ending March 2018	7,032	↑
Quarter ending June 2018	6,961	↓
Variance since June 2017	0.3%	→



ACTIVITY

Cumulative percentage of contracted UDA delivered 2018 & 2019



Month	Adjusted Scheduled Activity (UDA)	
	2018	2019
April	73	330
May	1,003	1,342
June	1,990	2,295
July	3,730	
August	5,323	
September	6,351	
October	7,696	
November	9,160	
December	10,612	
January	11,504	
February	13,807	
March	15,541	
April	16,406	
May	16,463	
June	16,605	

QUALITY

	Quantity	Base Number	Contract	AT	Region	England
% of FP17s for the same patient ID Re-attending within 3 months - Children	77	775	9.9%	10.5%	11.5%	11.5%
% of FP17s for the same patient ID Re-attending within 3 months - Adults	137	946	14.5%	15.7%	16.6%	15.4%
% of FP17s for the same patient ID Re-attending between 3 & 9 months - Children	380	775	49.0%	44.8%	48.8%	58.9%
% of FP17s for the same patient ID Re-attending between 3 & 9 months - Adults	375	946	39.6%	37.3%	39.3%	51.6%
% of FP17s for Band 1 Urgent Courses	97	1,107	8.8%	10.9%	10.6%	8.9%
% of FP17s Relating to Free Repair or Replacements	0	1,107	0.0%	0.5%	0.5%	0.8%
% of FP17s Relating to Continuations	0	1,107	0.0%	0.7%	0.7%	0.9%
% of Patients satisfied with the dentistry they have received	2	3	N/A	91.0%	90.4%	93.2%
% of Patients satisfied with the time they had to wait for an appointment	2	3	N/A	83.8%	85.3%	88.8%

* This is based on patients treated on this contract for their most recent course of treatment. Figures in italics indicate the base number of FP17s or Patient Questionnaire responses are less than 100. N/A is shown where the base number of responses is less than 10 during the period. % is calculated as Quantity/Base number*100

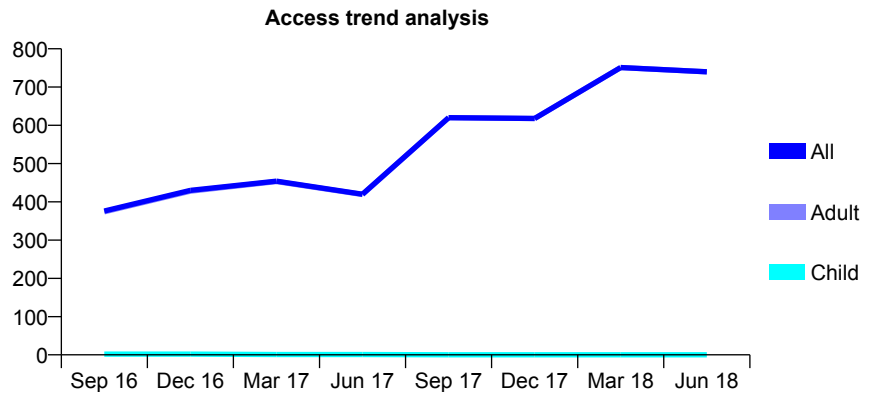
Q61 - Vital Signs At a Glance Contract Report for 234125/0003 - June 2018

Name or company name	MR NI AMIN
Contract type name	PDS Contract
Purpose of contract	General
Contract start date	01/04/2014
Contract end date	30/06/2018

18/19 Contracted general activity (UDA)	450
Carry forward general activity (UDA)	0
18/19 Contracted orthodontic activity (UOA)	0
Carry forward orthodontic activity (UOA)	0
Baseline contract value	£28,313.32

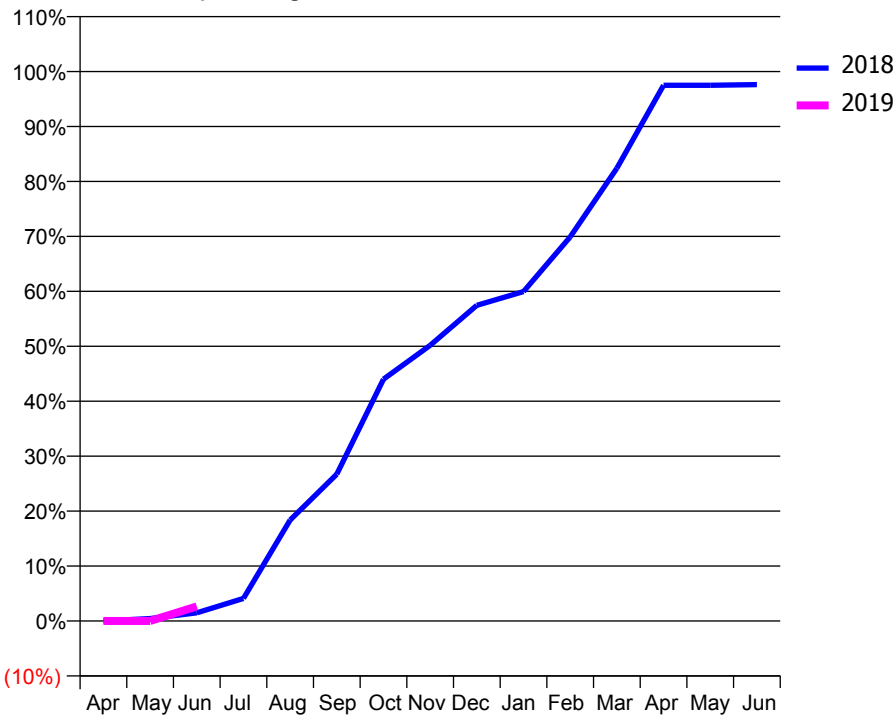
ACCESS*

Patients seen in 24 months	Total	Change since previous quarter
Quarter ending June 2017	420	
Quarter ending September 2017	620	↑
Quarter ending December 2017	618	→
Quarter ending March 2018	751	↑
Quarter ending June 2018	740	↓
Variance since June 2017	76.2%	↑



ACTIVITY

Cumulative percentage of contracted UDA delivered 2018 & 2019



Month	Adjusted Scheduled Activity (UDA)	
	2018	2019
April	0	0
May	8	0
June	27	12
July	74	
August	331	
September	481	
October	792	
November	903	
December	1,034	
January	1,079	
February	1,258	
March	1,483	
April	1,755	
May	1,755	
June	1,757	

QUALITY

	Quantity	Base Number	Contract	AT	Region	England
% of FP17s for the same patient ID Re-attending within 3 months - Children	0	0	N/A	10.5%	11.5%	11.5%
% of FP17s for the same patient ID Re-attending within 3 months - Adults	0	110	0.0%	15.7%	16.6%	15.4%
% of FP17s for the same patient ID Re-attending between 3 & 9 months - Children	0	0	N/A	44.8%	48.8%	58.9%
% of FP17s for the same patient ID Re-attending between 3 & 9 months - Adults	0	110	0.0%	37.3%	39.3%	51.6%
% of FP17s for Band 1 Urgent Courses	0	4	0.0%	10.9%	10.6%	8.9%
% of FP17s Relating to Free Repair or Replacements	0	4	0.0%	0.5%	0.5%	0.8%
% of FP17s Relating to Continuations	0	4	0.0%	0.7%	0.7%	0.9%
% of Patients satisfied with the dentistry they have received	1	1	N/A	91.0%	90.4%	93.2%
% of Patients satisfied with the time they had to wait for an appointment	0	1	N/A	83.8%	85.3%	88.8%

* This is based on patients treated on this contract for their most recent course of treatment. Figures in italics indicate the base number of FP17s or Patient Questionnaire responses are less than 100. N/A is shown where the base number of responses is less than 10 during the period. % is calculated as Quantity/Base number*100

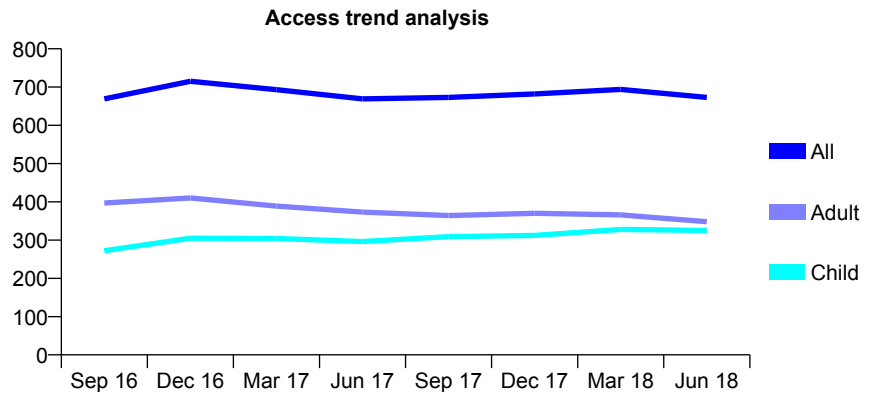
Q61 - Vital Signs At a Glance Contract Report for 237159/0002 - June 2018

Name or company name	MR HJ PAY
Contract type name	GDS Contract
Purpose of contract	General
Contract start date	01/05/2014
Contract end date	

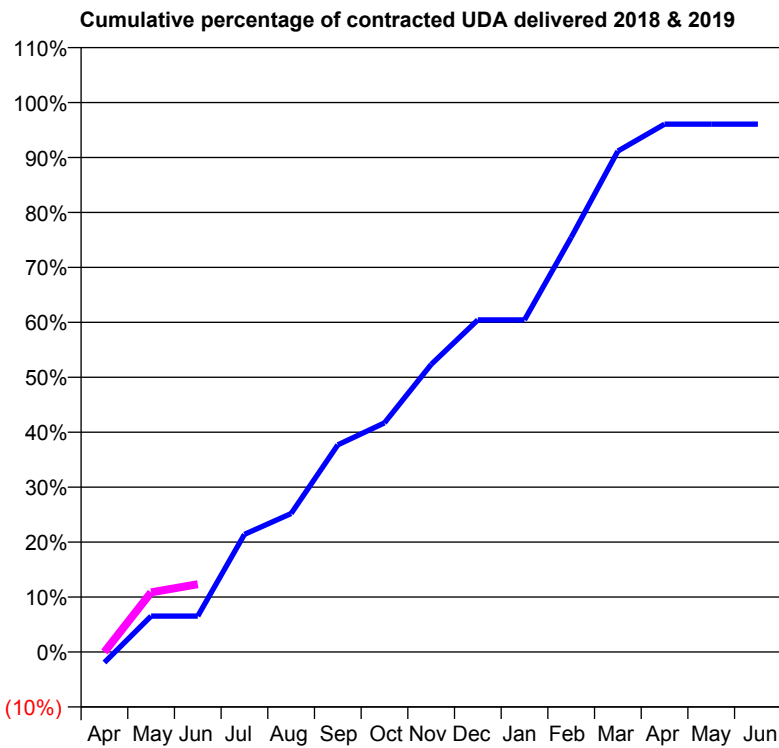
18/19 Contracted general activity (UDA)	1,345
Carry forward general activity (UDA)	0
18/19 Contracted orthodontic activity (UOA)	0
Carry forward orthodontic activity (UOA)	0
Baseline contract value	£39,759.21

ACCESS*

Patients seen in 24 months	Total	Change since previous quarter
Quarter ending June 2017	669	
Quarter ending September 2017	673	→
Quarter ending December 2017	682	→
Quarter ending March 2018	694	→
Quarter ending June 2018	673	↓
Variance since June 2017	0.6%	→



ACTIVITY



Adjusted Scheduled Activity (UDA)		
Month	2018	2019
April	-26	0
May	88	146
June	88	166
July	288	
August	339	
September	507	
October	561	
November	704	
December	813	
January	813	
February	1,015	
March	1,226	
April	1,292	
May	1,292	
June	1,292	

QUALITY

	Quantity	Base Number	Contract	AT	Region	England
% of FP17s for the same patient ID Re-attending within 3 months - Children	7	80	8.8%	10.5%	11.5%	11.5%
% of FP17s for the same patient ID Re-attending within 3 months - Adults	8	49	16.3%	15.7%	16.6%	15.4%
% of FP17s for the same patient ID Re-attending between 3 & 9 months - Children	27	80	33.8%	44.8%	48.8%	58.9%
% of FP17s for the same patient ID Re-attending between 3 & 9 months - Adults	13	49	26.5%	37.3%	39.3%	51.6%
% of FP17s for Band 1 Urgent Courses	0	87	0.0%	10.9%	10.6%	8.9%
% of FP17s Relating to Free Repair or Replacements	0	87	0.0%	0.5%	0.5%	0.8%
% of FP17s Relating to Continuations	4	87	4.6%	0.7%	0.7%	0.9%
% of Patients satisfied with the dentistry they have received	0	0	N/A	91.0%	90.4%	93.2%
% of Patients satisfied with the time they had to wait for an appointment	0	0	N/A	83.8%	85.3%	88.8%

* This is based on patients treated on this contract for their most recent course of treatment. Figures in italics indicate the base number of FP17s or Patient Questionnaire responses are less than 100. N/A is shown where the base number of responses is less than 10 during the period. % is calculated as Quantity/Base number*100

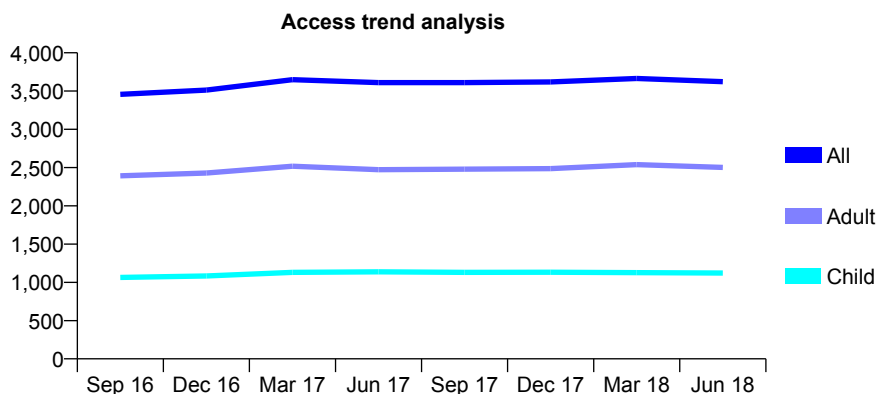
Q61 - Vital Signs At a Glance Contract Report for 238627/0001 - June 2018

Name or company name	Mr Bernard Weinbaum
Contract type name	GDS Contract
Purpose of contract	General
Contract start date	01/04/2006
Contract end date	

18/19 Contracted general activity (UDA)	6,804
Carry forward general activity (UDA)	0
18/19 Contracted orthodontic activity (UOA)	0
Carry forward orthodontic activity (UOA)	0
Baseline contract value	£188,935.65

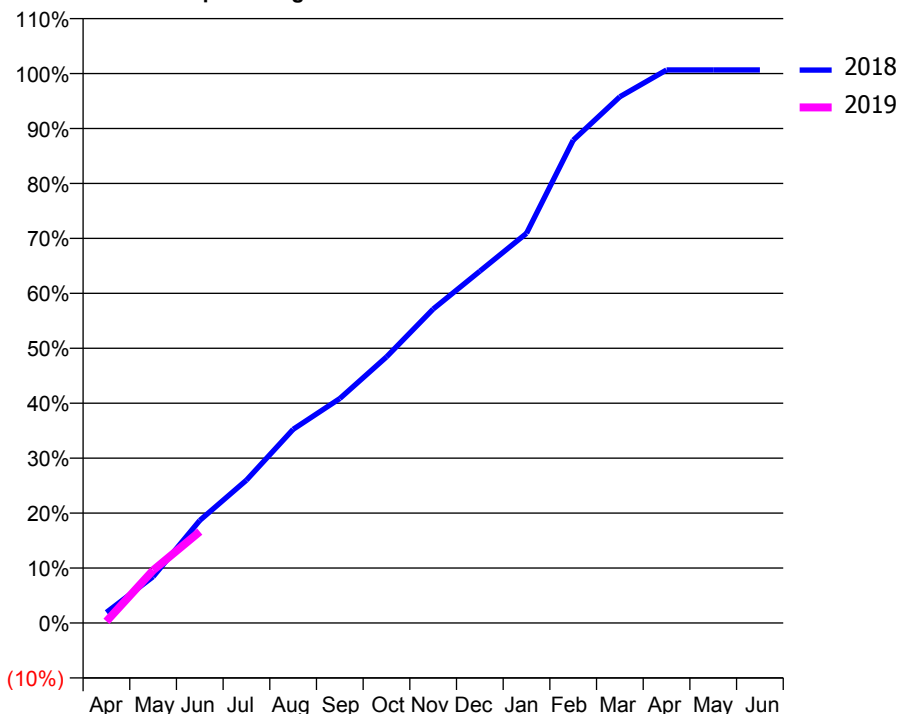
ACCESS*

Patients seen in 24 months	Total	Change since previous quarter
Quarter ending June 2017	3,610	
Quarter ending September 2017	3,610	→
Quarter ending December 2017	3,619	→
Quarter ending March 2018	3,665	→
Quarter ending June 2018	3,623	↓
Variance since June 2017	0.4%	→



ACTIVITY

Cumulative percentage of contracted UDA delivered 2018 & 2019



Month	Adjusted Scheduled Activity (UDA)	
	2018	2019
April	132	21
May	574	652
June	1,271	1,132
July	1,770	
August	2,398	
September	2,780	
October	3,295	
November	3,887	
December	4,356	
January	4,826	
February	5,978	
March	6,516	
April	6,849	
May	6,849	
June	6,849	

QUALITY

	Quantity	Base Number	Contract	AT	Region	England
% of FP17s for the same patient ID Re-attending within 3 months - Children	25	310	8.1%	10.5%	11.5%	11.5%
% of FP17s for the same patient ID Re-attending within 3 months - Adults	91	508	17.9%	15.7%	16.6%	15.4%
% of FP17s for the same patient ID Re-attending between 3 & 9 months - Children	129	310	41.6%	44.8%	48.8%	58.9%
% of FP17s for the same patient ID Re-attending between 3 & 9 months - Adults	129	508	25.4%	37.3%	39.3%	51.6%
% of FP17s for Band 1 Urgent Courses	76	577	13.2%	10.9%	10.6%	8.9%
% of FP17s Relating to Free Repair or Replacements	1	577	0.2%	0.5%	0.5%	0.8%
% of FP17s Relating to Continuations	11	577	1.9%	0.7%	0.7%	0.9%
% of Patients satisfied with the dentistry they have received	2	2	N/A	91.0%	90.4%	93.2%
% of Patients satisfied with the time they had to wait for an appointment	2	2	N/A	83.8%	85.3%	88.8%

* This is based on patients treated on this contract for their most recent course of treatment. Figures in italics indicate the base number of FP17s or Patient Questionnaire responses are less than 100. N/A is shown where the base number of responses is less than 10 during the period. % is calculated as Quantity/Base number*100

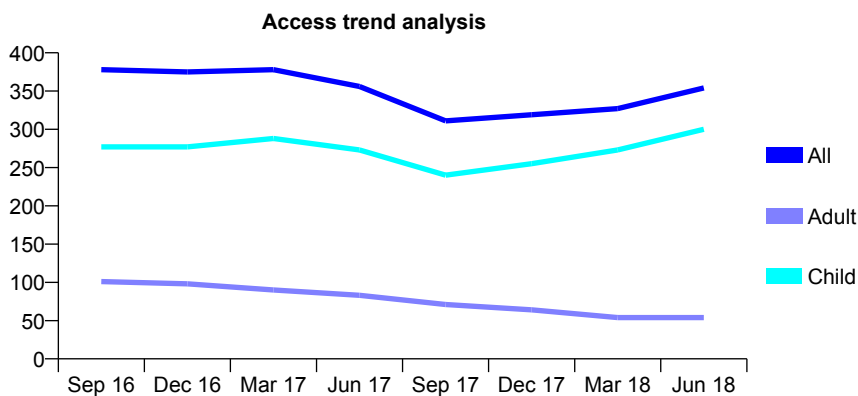
Q61 - Vital Signs At a Glance Contract Report for 241172/0001 - June 2018

Name or company name	MR RS RAO
Contract type name	GDS Contract
Purpose of contract	General
Contract start date	01/04/2006
Contract end date	

18/19 Contracted general activity (UDA)	817
Carry forward general activity (UDA)	0
18/19 Contracted orthodontic activity (UOA)	0
Carry forward orthodontic activity (UOA)	0
Baseline contract value	£20,204.32

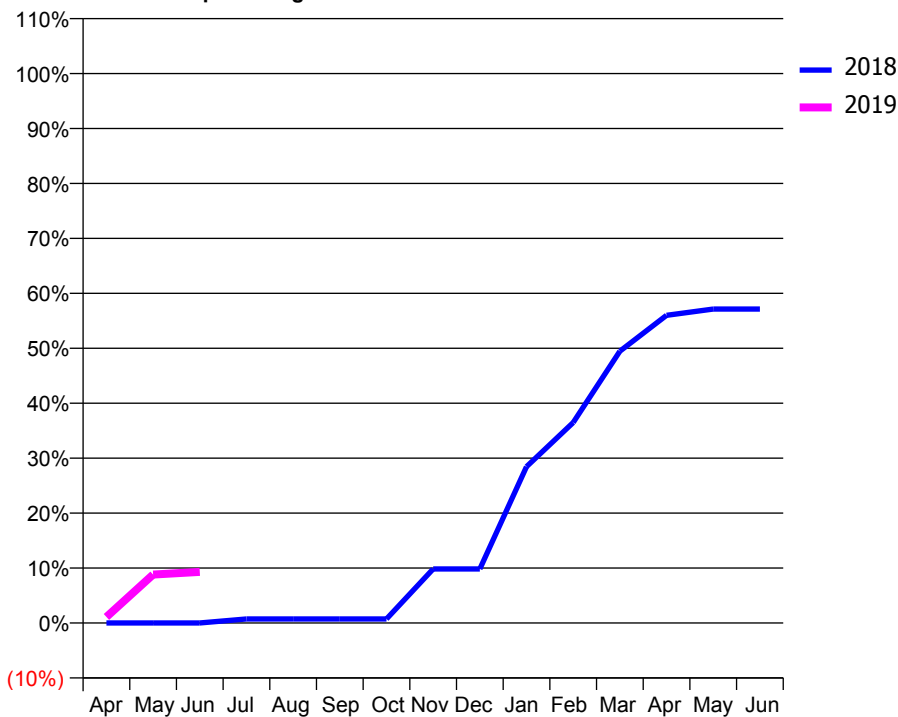
ACCESS*

Patients seen in 24 months	Total	Change since previous quarter
Quarter ending June 2017	356	
Quarter ending September 2017	311	↓
Quarter ending December 2017	319	↑
Quarter ending March 2018	327	↑
Quarter ending June 2018	354	↑
Variance since June 2017	(0.6%)	→



ACTIVITY

Cumulative percentage of contracted UDA delivered 2018 & 2019



Adjusted Scheduled Activity (UDA)		
Month	2018	2019
April	0	9
May	0	72
June	0	76
July	6	
August	6	
September	6	
October	6	
November	80	
December	80	
January	232	
February	298	
March	404	
April	457	
May	467	
June	467	

QUALITY

	Quantity	Base Number	Contract	AT	Region	England
% of FP17s for the same patient ID Re-attending within 3 months - Children	4	82	4.9%	10.5%	11.5%	11.5%
% of FP17s for the same patient ID Re-attending within 3 months - Adults	0	2	0.0%	15.7%	16.6%	15.4%
% of FP17s for the same patient ID Re-attending between 3 & 9 months - Children	38	82	46.3%	44.8%	48.8%	58.9%
% of FP17s for the same patient ID Re-attending between 3 & 9 months - Adults	0	2	0.0%	37.3%	39.3%	51.6%
% of FP17s for Band 1 Urgent Courses	0	46	0.0%	10.9%	10.6%	8.9%
% of FP17s Relating to Free Repair or Replacements	0	46	0.0%	0.5%	0.5%	0.8%
% of FP17s Relating to Continuations	0	46	0.0%	0.7%	0.7%	0.9%
% of Patients satisfied with the dentistry they have received	0	0	N/A	91.0%	90.4%	93.2%
% of Patients satisfied with the time they had to wait for an appointment	0	0	N/A	83.8%	85.3%	88.8%

* This is based on patients treated on this contract for their most recent course of treatment. Figures in italics indicate the base number of FP17s or Patient Questionnaire responses are less than 100. N/A is shown where the base number of responses is less than 10 during the period. % is calculated as Quantity/Base number*100

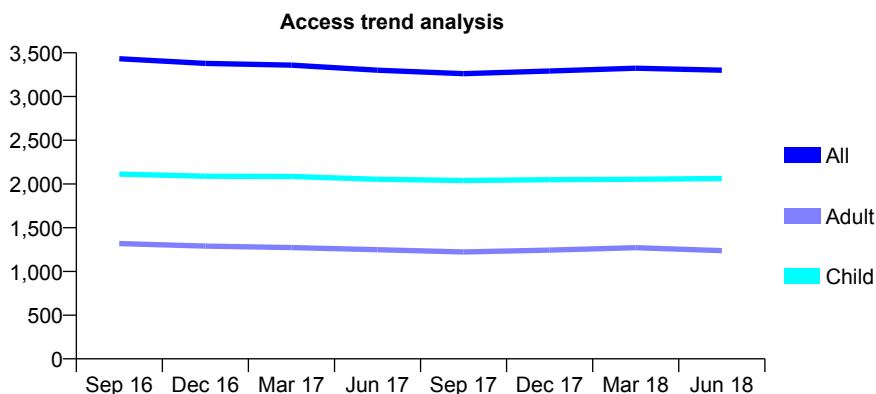
Q61 - Vital Signs At a Glance Contract Report for 244538/0001 - June 2018

Name or company name	MR MS MACMANUS
Contract type name	GDS Contract
Purpose of contract	General
Contract start date	01/04/2006
Contract end date	

18/19 Contracted general activity (UDA)	9,054
Carry forward general activity (UDA)	0
18/19 Contracted orthodontic activity (UOA)	0
Carry forward orthodontic activity (UOA)	0
Baseline contract value	£219,607.91

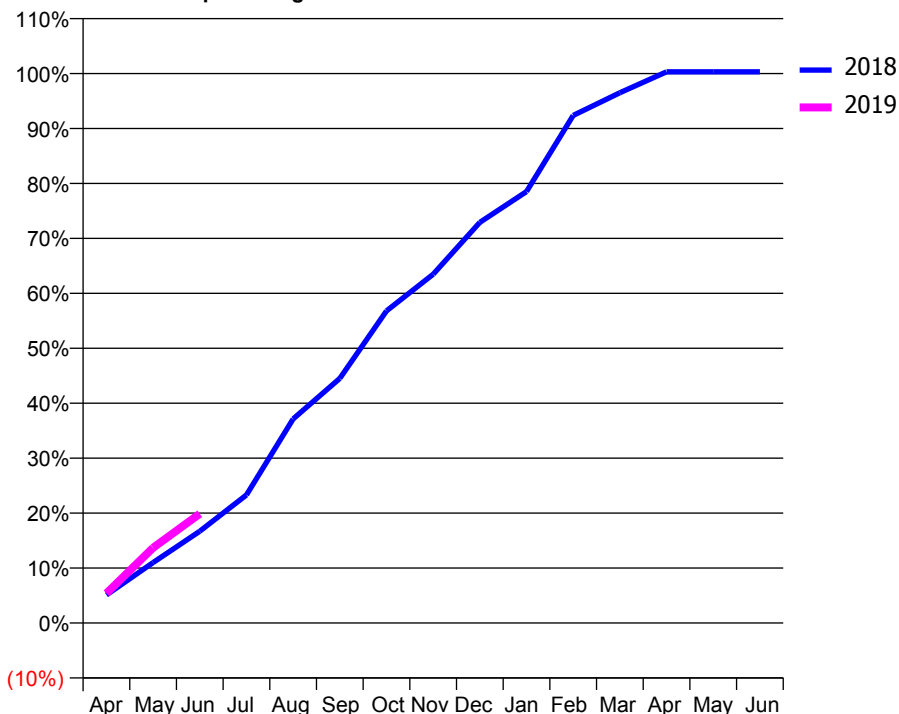
ACCESS*

Patients seen in 24 months	Total	Change since previous quarter
Quarter ending June 2017	3,301	
Quarter ending September 2017	3,261	↓
Quarter ending December 2017	3,292	→
Quarter ending March 2018	3,324	→
Quarter ending June 2018	3,301	→
Variance since June 2017	0.0%	→



ACTIVITY

Cumulative percentage of contracted UDA delivered 2018 & 2019



Adjusted Scheduled Activity (UDA)

Month	2018	2019
April	463	488
May	997	1,241
June	1,513	1,801
July	2,111	
August	3,363	
September	4,031	
October	5,142	
November	5,747	
December	6,602	
January	7,108	
February	8,363	
March	8,736	
April	9,081	
May	9,082	
June	9,082	

QUALITY

	Quantity	Base Number	Contract	AT	Region	England
% of FP17s for the same patient ID Re-attending within 3 months - Children	23	657	3.5%	10.5%	11.5%	11.5%
% of FP17s for the same patient ID Re-attending within 3 months - Adults	57	321	17.8%	15.7%	16.6%	15.4%
% of FP17s for the same patient ID Re-attending between 3 & 9 months - Children	334	657	50.8%	44.8%	48.8%	58.9%
% of FP17s for the same patient ID Re-attending between 3 & 9 months - Adults	125	321	38.9%	37.3%	39.3%	51.6%
% of FP17s for Band 1 Urgent Courses	53	845	6.3%	10.9%	10.6%	8.9%
% of FP17s Relating to Free Repair or Replacements	2	845	0.2%	0.5%	0.5%	0.8%
% of FP17s Relating to Continuations	0	845	0.0%	0.7%	0.7%	0.9%
% of Patients satisfied with the dentistry they have received	5	5	N/A	91.0%	90.4%	93.2%
% of Patients satisfied with the time they had to wait for an appointment	4	5	N/A	83.8%	85.3%	88.8%

* This is based on patients treated on this contract for their most recent course of treatment. Figures in italics indicate the base number of FP17s or Patient Questionnaire responses are less than 100. N/A is shown where the base number of responses is less than 10 during the period. % is calculated as Quantity/Base number*100

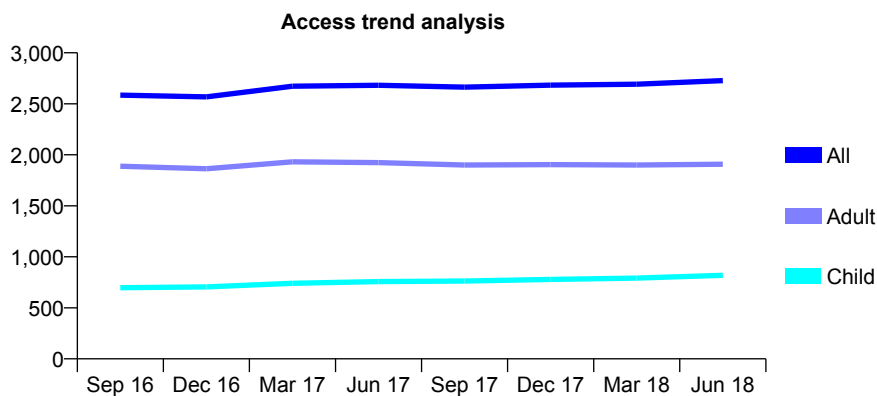
Q61 - Vital Signs At a Glance Contract Report for 245690/0002 - June 2018

Name or company name	MR N AGRAWAL
Contract type name	GDS Contract
Purpose of contract	General
Contract start date	01/04/2006
Contract end date	

18/19 Contracted general activity (UDA)	5,231
Carry forward general activity (UDA)	0
18/19 Contracted orthodontic activity (UOA)	0
Carry forward orthodontic activity (UOA)	0
Baseline contract value	£170,654.78

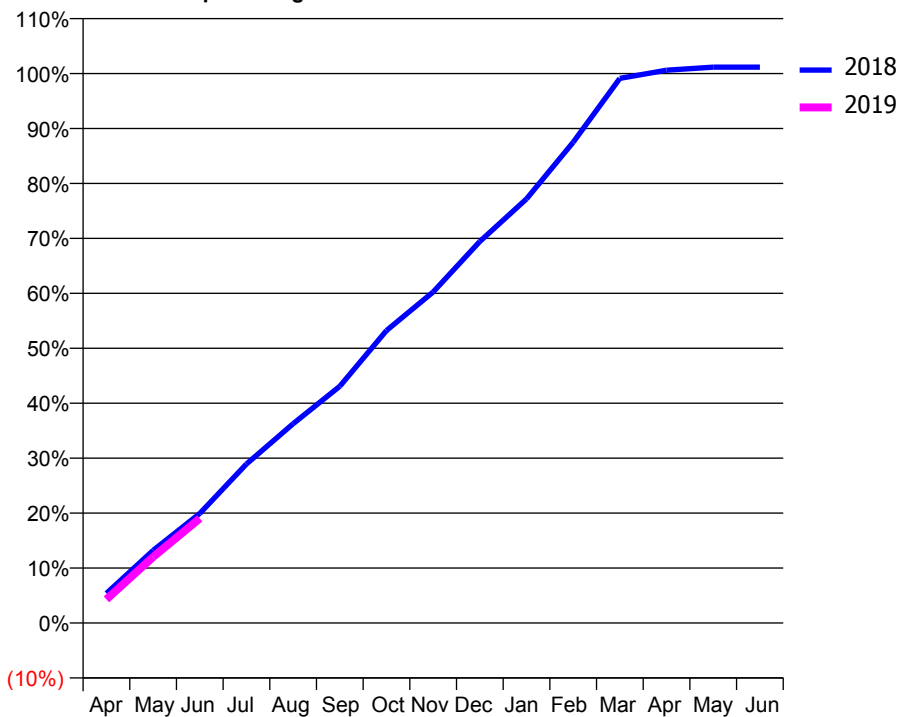
ACCESS*

Patients seen in 24 months	Total	Change since previous quarter
Quarter ending June 2017	2,682	
Quarter ending September 2017	2,663	→
Quarter ending December 2017	2,683	→
Quarter ending March 2018	2,692	→
Quarter ending June 2018	2,727	→
Variance since June 2017	1.7%	→



ACTIVITY

Cumulative percentage of contracted UDA delivered 2018 & 2019



Month	Adjusted Scheduled Activity (UDA)	
	2018	2019
April	282	225
May	691	629
June	1,043	995
July	1,513	
August	1,897	
September	2,254	
October	2,784	
November	3,151	
December	3,632	
January	4,037	
February	4,577	
March	5,185	
April	5,263	
May	5,292	
June	5,292	

QUALITY

	Quantity	Base Number	Contract	AT	Region	England
% of FP17s for the same patient ID Re-attending within 3 months - Children	17	206	8.3%	10.5%	11.5%	11.5%
% of FP17s for the same patient ID Re-attending within 3 months - Adults	63	395	15.9%	15.7%	16.6%	15.4%
% of FP17s for the same patient ID Re-attending between 3 & 9 months - Children	74	206	35.9%	44.8%	48.8%	58.9%
% of FP17s for the same patient ID Re-attending between 3 & 9 months - Adults	99	395	25.1%	37.3%	39.3%	51.6%
% of FP17s for Band 1 Urgent Courses	72	429	16.8%	10.9%	10.6%	8.9%
% of FP17s Relating to Free Repair or Replacements	3	429	0.7%	0.5%	0.5%	0.8%
% of FP17s Relating to Continuations	7	429	1.6%	0.7%	0.7%	0.9%
% of Patients satisfied with the dentistry they have received	1	2	N/A	91.0%	90.4%	93.2%
% of Patients satisfied with the time they had to wait for an appointment	0	2	N/A	83.8%	85.3%	88.8%

* This is based on patients treated on this contract for their most recent course of treatment. Figures in italics indicate the base number of FP17s or Patient Questionnaire responses are less than 100. N/A is shown where the base number of responses is less than 10 during the period. % is calculated as Quantity/Base number*100

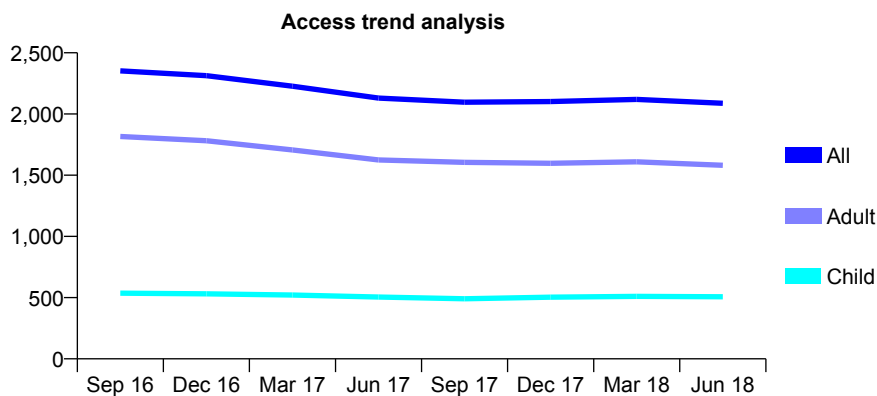
Q61 - Vital Signs At a Glance Contract Report for 250279/0004 - June 2018

Name or company name	MR S OLUBUNMI-OKE
Contract type name	GDS Contract
Purpose of contract	General
Contract start date	01/06/2014
Contract end date	

18/19 Contracted general activity (UDA)	9,194
Carry forward general activity (UDA)	0
18/19 Contracted orthodontic activity (UOA)	0
Carry forward orthodontic activity (UOA)	0
Baseline contract value	£286,893.13

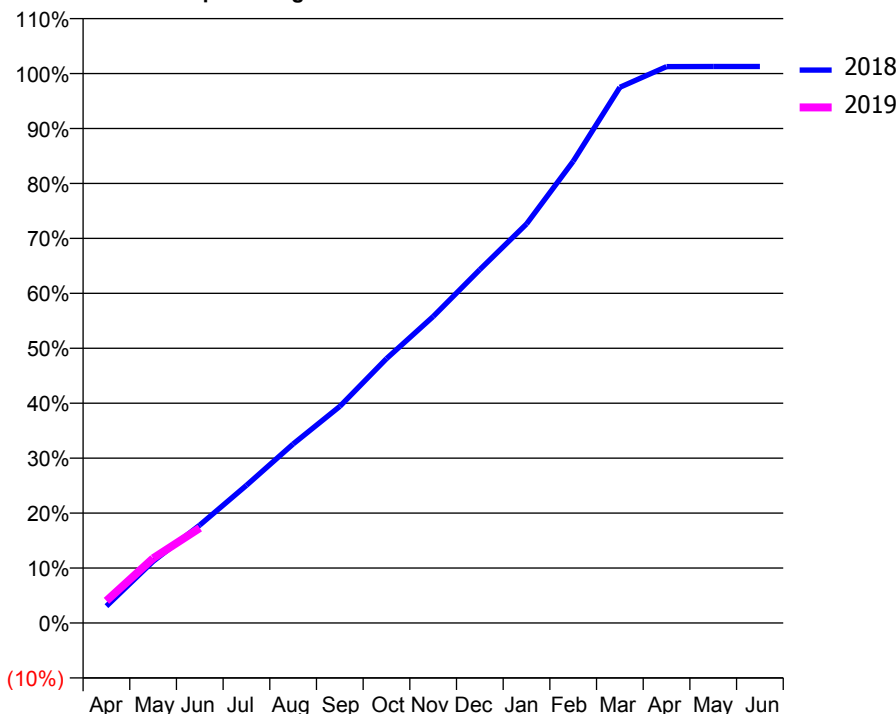
ACCESS*

Patients seen in 24 months	Total	Change since previous quarter
Quarter ending June 2017	2,130	
Quarter ending September 2017	2,096	↓
Quarter ending December 2017	2,102	→
Quarter ending March 2018	2,119	→
Quarter ending June 2018	2,088	↓
Variance since June 2017	(2.0%)	↓



ACTIVITY

Cumulative percentage of contracted UDA delivered 2018 & 2019



Adjusted Scheduled Activity (UDA)

Month	2018	2019
April	281	371
May	1,032	1,084
June	1,638	1,590
July	2,304	
August	2,996	
September	3,625	
October	4,423	
November	5,128	
December	5,913	
January	6,676	
February	7,725	
March	8,963	
April	9,310	
May	9,311	
June	9,311	

QUALITY

	Quantity	Base Number	Contract	AT	Region	England
% of FP17s for the same patient ID Re-attending within 3 months - Children	23	171	13.5%	10.5%	11.5%	11.5%
% of FP17s for the same patient ID Re-attending within 3 months - Adults	62	416	14.9%	15.7%	16.6%	15.4%
% of FP17s for the same patient ID Re-attending between 3 & 9 months - Children	94	171	55.0%	44.8%	48.8%	58.9%
% of FP17s for the same patient ID Re-attending between 3 & 9 months - Adults	149	416	35.8%	37.3%	39.3%	51.6%
% of FP17s for Band 1 Urgent Courses	38	510	7.5%	10.9%	10.6%	8.9%
% of FP17s Relating to Free Repair or Replacements	9	510	1.8%	0.5%	0.5%	0.8%
% of FP17s Relating to Continuations	0	510	0.0%	0.7%	0.7%	0.9%
% of Patients satisfied with the dentistry they have received	1	1	N/A	91.0%	90.4%	93.2%
% of Patients satisfied with the time they had to wait for an appointment	1	1	N/A	83.8%	85.3%	88.8%

* This is based on patients treated on this contract for their most recent course of treatment. Figures in italics indicate the base number of FP17s or Patient Questionnaire responses are less than 100. N/A is shown where the base number of responses is less than 10 during the period. % is calculated as Quantity/Base number*100

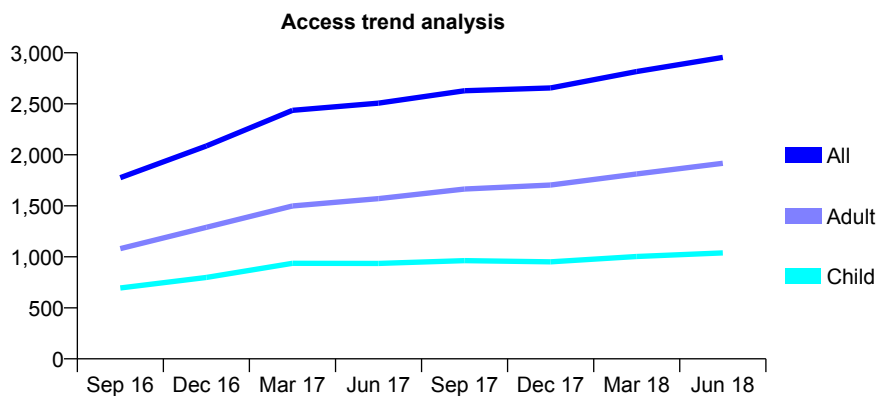
Q61 - Vital Signs At a Glance Contract Report for 250643/0001 - June 2018

Name or company name	MISS SY BHUIYAN
Contract type name	GDS Contract
Purpose of contract	General and Orthodontic
Contract start date	01/06/2015
Contract end date	

18/19 Contracted general activity (UDA)	5,300
Carry forward general activity (UDA)	0
18/19 Contracted orthodontic activity (UOA)	6,850
Carry forward orthodontic activity (UOA)	0
Baseline contract value	£721,557.38

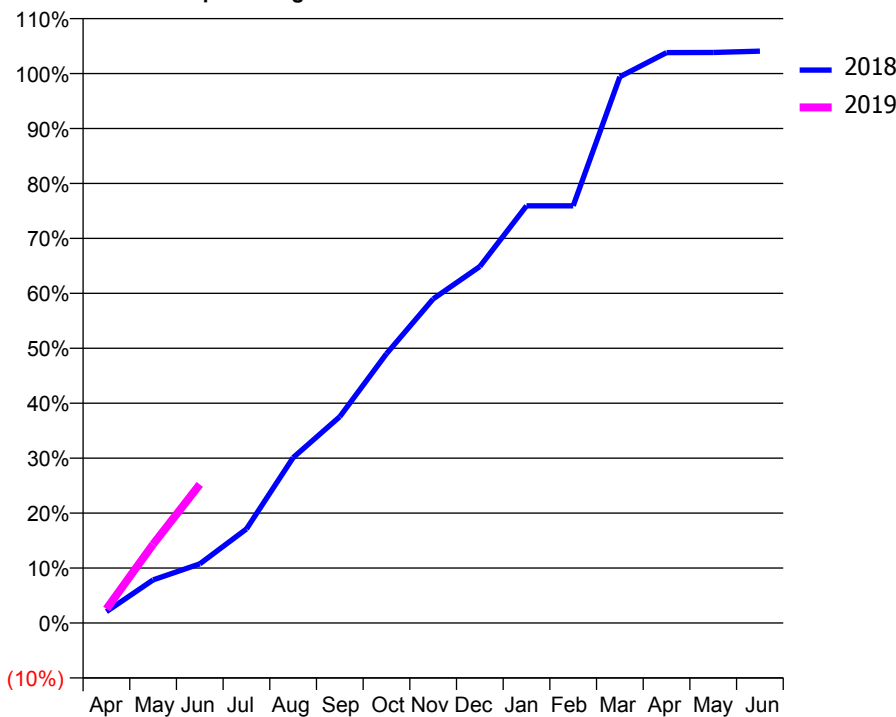
ACCESS*

Patients seen in 24 months	Total	Change since previous quarter
Quarter ending June 2017	2,506	
Quarter ending September 2017	2,628	↑
Quarter ending December 2017	2,655	→
Quarter ending March 2018	2,816	↑
Quarter ending June 2018	2,955	↑
Variance since June 2017	17.9%	↑



ACTIVITY

Cumulative percentage of contracted UDA delivered 2018 & 2019



Adjusted Scheduled Activity (UDA)

Month	2018	2019
April	111	136
May	416	759
June	570	1,337
July	907	
August	1,595	
September	1,990	
October	2,597	
November	3,126	
December	3,438	
January	4,023	
February	4,023	
March	5,269	
April	5,502	
May	5,503	
June	5,516	

QUALITY

	Quantity	Base Number	Contract	AT	Region	England
% of FP17s for the same patient ID Re-attending within 3 months - Children	29	313	9.3%	10.5%	11.5%	11.5%
% of FP17s for the same patient ID Re-attending within 3 months - Adults	37	461	8.0%	15.7%	16.6%	15.4%
% of FP17s for the same patient ID Re-attending between 3 & 9 months - Children	112	313	35.8%	44.8%	48.8%	58.9%
% of FP17s for the same patient ID Re-attending between 3 & 9 months - Adults	106	461	23.0%	37.3%	39.3%	51.6%
% of FP17s for Band 1 Urgent Courses	29	584	5.0%	10.9%	10.6%	8.9%
% of FP17s Relating to Free Repair or Replacements	0	584	0.0%	0.5%	0.5%	0.8%
% of FP17s Relating to Continuations	1	584	0.2%	0.7%	0.7%	0.9%
% of Patients satisfied with the dentistry they have received	0	0	N/A	91.0%	90.4%	93.2%
% of Patients satisfied with the time they had to wait for an appointment	0	0	N/A	83.8%	85.3%	88.8%

* This is based on patients treated on this contract for their most recent course of treatment. Figures in italics indicate the base number of FP17s or Patient Questionnaire responses are less than 100. N/A is shown where the base number of responses is less than 10 during the period. % is calculated as Quantity/Base number*100

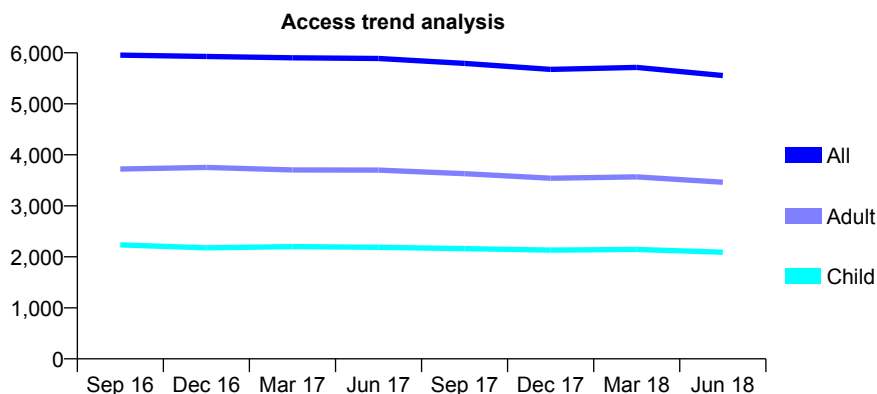
Q61 - Vital Signs At a Glance Contract Report for 250678/0001 - June 2018

Name or company name	MR GS COHEN
Contract type name	GDS Contract
Purpose of contract	General
Contract start date	01/04/2006
Contract end date	

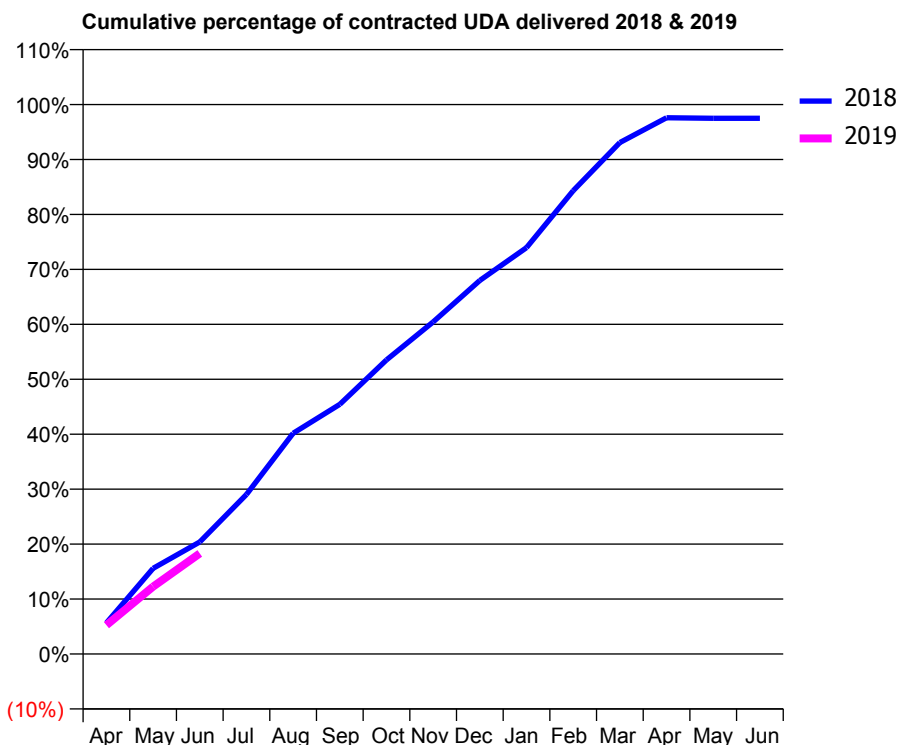
18/19 Contracted general activity (UDA)	12,460
Carry forward general activity (UDA)	0
18/19 Contracted orthodontic activity (UOA)	0
Carry forward orthodontic activity (UOA)	0
Baseline contract value	£319,085.21

ACCESS*

Patients seen in 24 months	Total	Change since previous quarter
Quarter ending June 2017	5,888	
Quarter ending September 2017	5,791	↓
Quarter ending December 2017	5,675	↓
Quarter ending March 2018	5,713	→
Quarter ending June 2018	5,553	↓
Variance since June 2017	(5.7%)	↓



ACTIVITY



Adjusted Scheduled Activity (UDA)		
Month	2018	2019
April	705	655
May	1,944	1,530
June	2,541	2,280
July	3,619	
August	5,004	
September	5,661	
October	6,668	
November	7,532	
December	8,472	
January	9,216	
February	10,506	
March	11,597	
April	12,161	
May	12,147	
June	12,147	

QUALITY

	Quantity	Base Number	Contract	AT	Region	England
% of FP17s for the same patient ID Re-attending within 3 months - Children	47	558	8.4%	10.5%	11.5%	11.5%
% of FP17s for the same patient ID Re-attending within 3 months - Adults	165	879	18.8%	15.7%	16.6%	15.4%
% of FP17s for the same patient ID Re-attending between 3 & 9 months - Children	187	558	33.5%	44.8%	48.8%	58.9%
% of FP17s for the same patient ID Re-attending between 3 & 9 months - Adults	262	879	29.8%	37.3%	39.3%	51.6%
% of FP17s for Band 1 Urgent Courses	139	1,219	11.4%	10.9%	10.6%	8.9%
% of FP17s Relating to Free Repair or Replacements	5	1,219	0.4%	0.5%	0.5%	0.8%
% of FP17s Relating to Continuations	12	1,219	1.0%	0.7%	0.7%	0.9%
% of Patients satisfied with the dentistry they have received	1	1	N/A	91.0%	90.4%	93.2%
% of Patients satisfied with the time they had to wait for an appointment	1	1	N/A	83.8%	85.3%	88.8%

* This is based on patients treated on this contract for their most recent course of treatment. Figures in italics indicate the base number of FP17s or Patient Questionnaire responses are less than 100. N/A is shown where the base number of responses is less than 10 during the period. % is calculated as Quantity/Base number*100

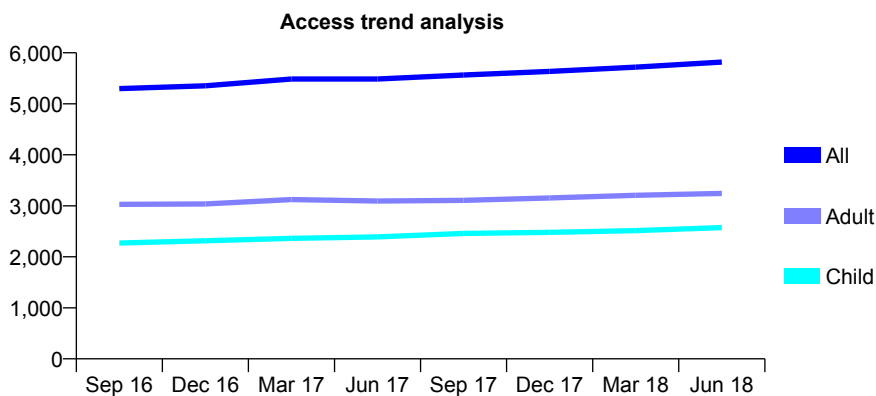
Q61 - Vital Signs At a Glance Contract Report for 250805/0001 - June 2018

Name or company name	Mrs A Chagger and Mr S Chagger
Contract type name	GDS Contract
Purpose of contract	General
Contract start date	01/04/2006
Contract end date	

18/19 Contracted general activity (UDA)	20,606
Carry forward general activity (UDA)	0
18/19 Contracted orthodontic activity (UOA)	0
Carry forward orthodontic activity (UOA)	0
Baseline contract value	£590,477.94

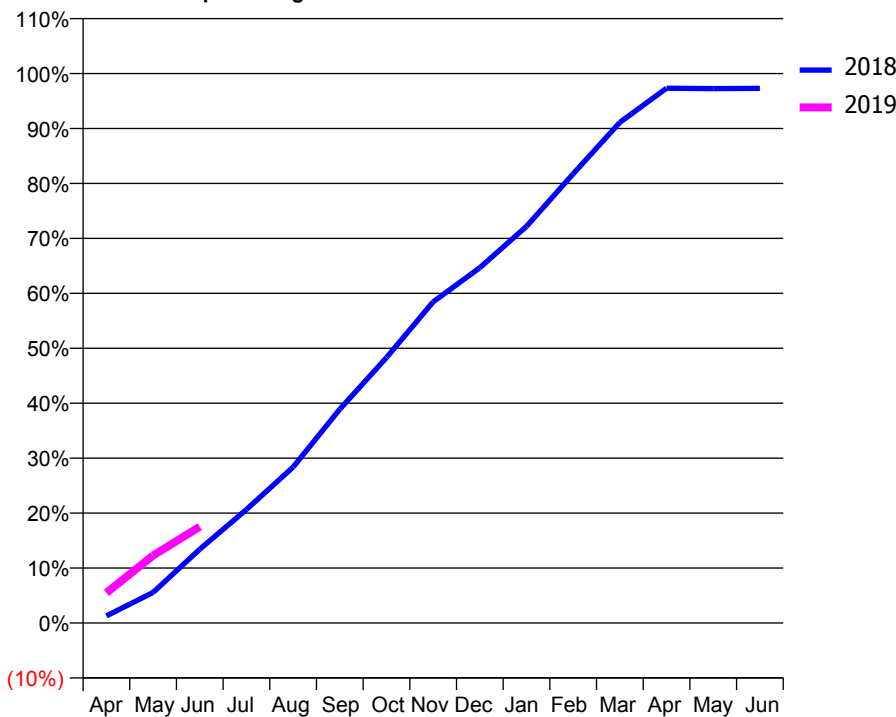
ACCESS*

Patients seen in 24 months	Total	Change since previous quarter
Quarter ending June 2017	5,485	
Quarter ending September 2017	5,565	→
Quarter ending December 2017	5,634	→
Quarter ending March 2018	5,719	→
Quarter ending June 2018	5,818	→
Variance since June 2017	6.1%	↑



ACTIVITY

Cumulative percentage of contracted UDA delivered 2018 & 2019



Month	Adjusted Scheduled Activity (UDA)	
	2018	2019
April	266	1,135
May	1,150	2,532
June	2,768	3,612
July	4,258	
August	5,849	
September	8,020	
October	9,953	
November	12,044	
December	13,322	
January	14,874	
February	16,846	
March	18,773	
April	20,053	
May	20,041	
June	20,050	

QUALITY

	Quantity	Base Number	Contract	AT	Region	England
% of FP17s for the same patient ID Re-attending within 3 months - Children	64	630	10.2%	10.5%	11.5%	11.5%
% of FP17s for the same patient ID Re-attending within 3 months - Adults	119	777	15.3%	15.7%	16.6%	15.4%
% of FP17s for the same patient ID Re-attending between 3 & 9 months - Children	224	630	35.6%	44.8%	48.8%	58.9%
% of FP17s for the same patient ID Re-attending between 3 & 9 months - Adults	233	777	30.0%	37.3%	39.3%	51.6%
% of FP17s for Band 1 Urgent Courses	130	1,122	11.6%	10.9%	10.6%	8.9%
% of FP17s Relating to Free Repair or Replacements	0	1,122	0.0%	0.5%	0.5%	0.8%
% of FP17s Relating to Continuations	3	1,122	0.3%	0.7%	0.7%	0.9%
% of Patients satisfied with the dentistry they have received	3	3	N/A	91.0%	90.4%	93.2%
% of Patients satisfied with the time they had to wait for an appointment	3	3	N/A	83.8%	85.3%	88.8%

* This is based on patients treated on this contract for their most recent course of treatment. Figures in italics indicate the base number of FP17s or Patient Questionnaire responses are less than 100. N/A is shown where the base number of responses is less than 10 during the period. % is calculated as Quantity/Base number*100

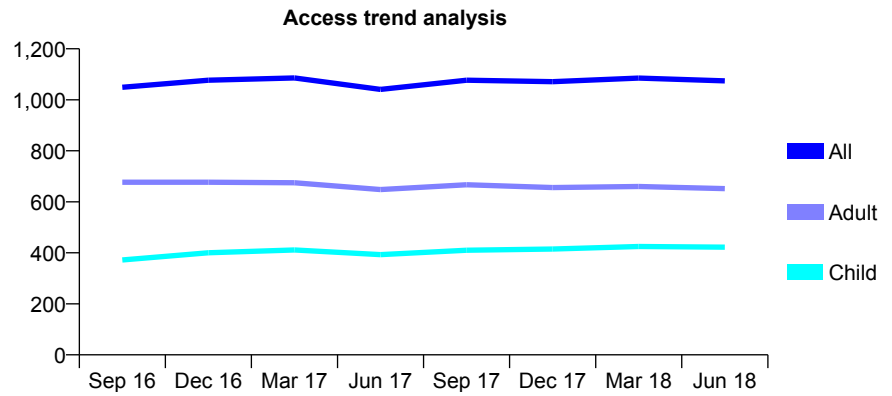
Q61 - Vital Signs At a Glance Contract Report for 250805/0004 - June 2018

Name or company name	MRS A CHAGGER
Contract type name	GDS Contract
Purpose of contract	General
Contract start date	01/02/2011
Contract end date	

18/19 Contracted general activity (UDA)	3,369
Carry forward general activity (UDA)	0
18/19 Contracted orthodontic activity (UOA)	0
Carry forward orthodontic activity (UOA)	0
Baseline contract value	£104,229.03

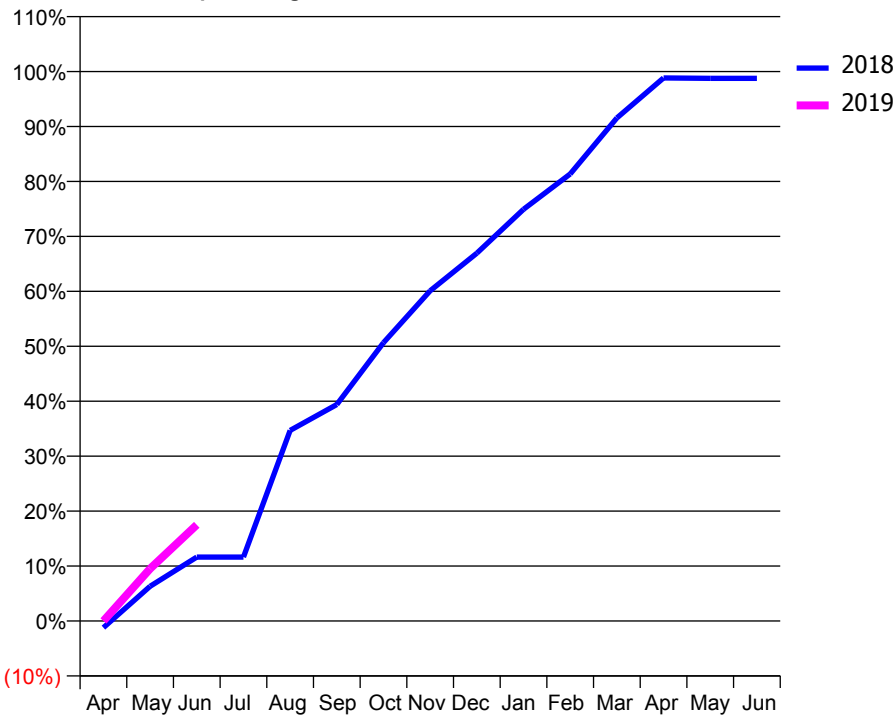
ACCESS*

Patients seen in 24 months	Total	Change since previous quarter
Quarter ending June 2017	1,041	
Quarter ending September 2017	1,077	↑
Quarter ending December 2017	1,071	→
Quarter ending March 2018	1,085	→
Quarter ending June 2018	1,074	↓
Variance since June 2017	3.2%	↑



ACTIVITY

Cumulative percentage of contracted UDA delivered 2018 & 2019



Adjusted Scheduled Activity (UDA)		
Month	2018	2019
April	-41	0
May	213	321
June	392	590
July	392	
August	1,168	
September	1,327	
October	1,707	
November	2,024	
December	2,255	
January	2,524	
February	2,741	
March	3,084	
April	3,330	
May	3,327	
June	3,327	

QUALITY

	Quantity	Base Number	Contract	AT	Region	England
% of FP17s for the same patient ID Re-attending within 3 months - Children	8	170	4.7%	10.5%	11.5%	11.5%
% of FP17s for the same patient ID Re-attending within 3 months - Adults	20	227	8.8%	15.7%	16.6%	15.4%
% of FP17s for the same patient ID Re-attending between 3 & 9 months - Children	109	170	64.1%	44.8%	48.8%	58.9%
% of FP17s for the same patient ID Re-attending between 3 & 9 months - Adults	159	227	70.0%	37.3%	39.3%	51.6%
% of FP17s for Band 1 Urgent Courses	10	322	3.1%	10.9%	10.6%	8.9%
% of FP17s Relating to Free Repair or Replacements	0	322	0.0%	0.5%	0.5%	0.8%
% of FP17s Relating to Continuations	0	322	0.0%	0.7%	0.7%	0.9%
% of Patients satisfied with the dentistry they have received	0	0	N/A	91.0%	90.4%	93.2%
% of Patients satisfied with the time they had to wait for an appointment	0	0	N/A	83.8%	85.3%	88.8%

* This is based on patients treated on this contract for their most recent course of treatment. Figures in italics indicate the base number of FP17s or Patient Questionnaire responses are less than 100. N/A is shown where the base number of responses is less than 10 during the period. % is calculated as Quantity/Base number*100

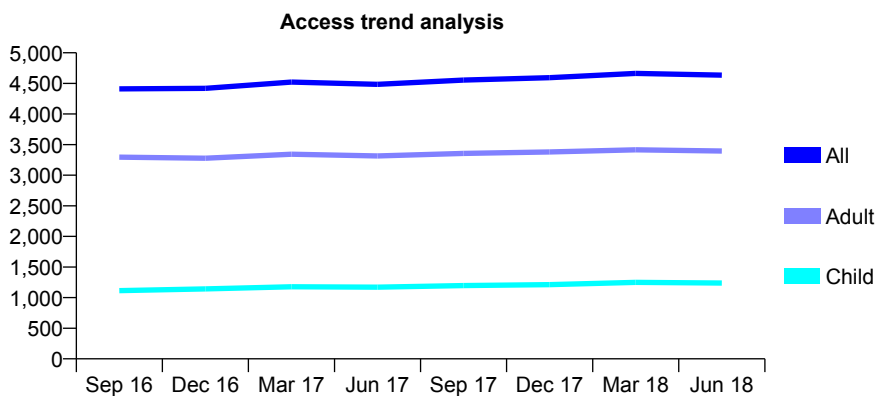
Q61 - Vital Signs At a Glance Contract Report for 251348/0001 - June 2018

Name or company name	MR A MOTAMEDARDAMEH
Contract type name	GDS Contract
Purpose of contract	General
Contract start date	01/04/2006
Contract end date	

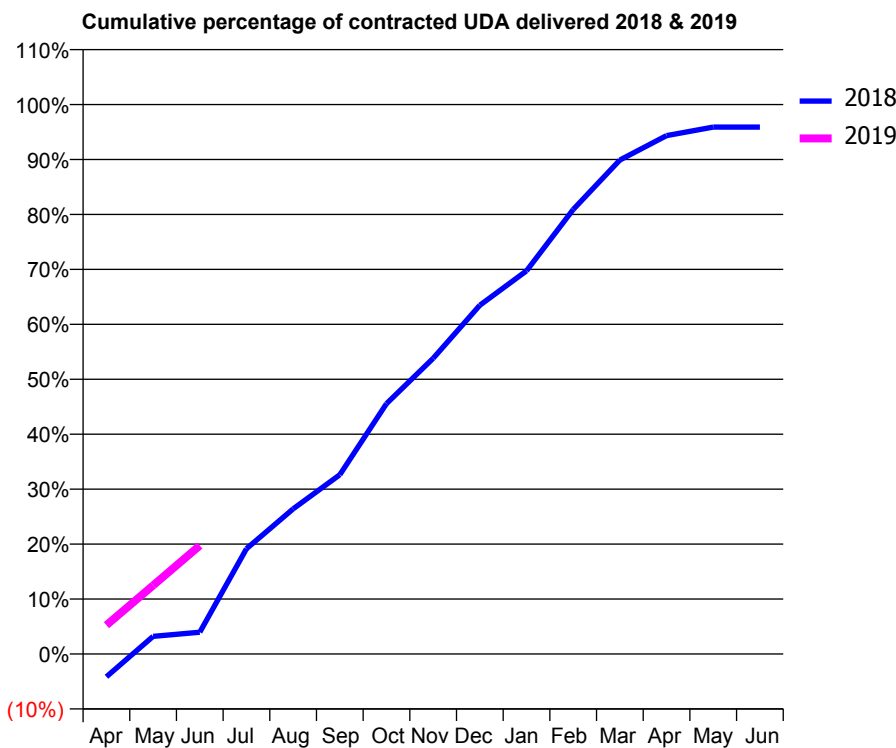
18/19 Contracted general activity (UDA)	15,139
Carry forward general activity (UDA)	0
18/19 Contracted orthodontic activity (UOA)	0
Carry forward orthodontic activity (UOA)	0
Baseline contract value	£394,327.59

ACCESS*

Patients seen in 24 months	Total	Change since previous quarter
Quarter ending June 2017	4,485	
Quarter ending September 2017	4,555	→
Quarter ending December 2017	4,593	→
Quarter ending March 2018	4,663	→
Quarter ending June 2018	4,635	→
Variance since June 2017	3.3%	↑



ACTIVITY



Month	Adjusted Scheduled Activity (UDA)	
	2018	2019
April	-629	794
May	485	1,891
June	601	2,987
July	2,902	
August	3,997	
September	4,941	
October	6,898	
November	8,148	
December	9,608	
January	10,556	
February	12,247	
March	13,611	
April	14,282	
May	14,518	
June	14,518	

QUALITY

	Quantity	Base Number	Contract	AT	Region	England
% of FP17s for the same patient ID Re-attending within 3 months - Children	33	339	9.7%	10.5%	11.5%	11.5%
% of FP17s for the same patient ID Re-attending within 3 months - Adults	150	887	16.9%	15.7%	16.6%	15.4%
% of FP17s for the same patient ID Re-attending between 3 & 9 months - Children	142	339	41.9%	44.8%	48.8%	58.9%
% of FP17s for the same patient ID Re-attending between 3 & 9 months - Adults	228	887	25.7%	37.3%	39.3%	51.6%
% of FP17s for Band 1 Urgent Courses	139	982	14.2%	10.9%	10.6%	8.9%
% of FP17s Relating to Free Repair or Replacements	4	982	0.4%	0.5%	0.5%	0.8%
% of FP17s Relating to Continuations	9	982	0.9%	0.7%	0.7%	0.9%
% of Patients satisfied with the dentistry they have received	5	5	N/A	91.0%	90.4%	93.2%
% of Patients satisfied with the time they had to wait for an appointment	5	5	N/A	83.8%	85.3%	88.8%

* This is based on patients treated on this contract for their most recent course of treatment. Figures in italics indicate the base number of FP17s or Patient Questionnaire responses are less than 100. N/A is shown where the base number of responses is less than 10 during the period. % is calculated as Quantity/Base number*100

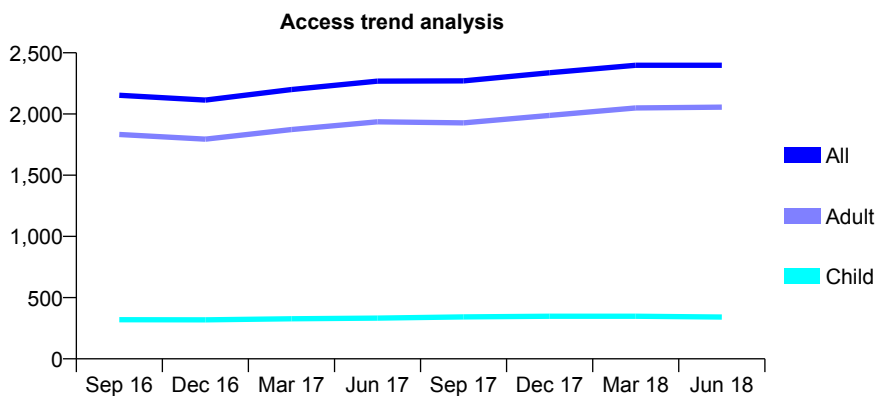
Q61 - Vital Signs At a Glance Contract Report for 256722/0001 - June 2018

Name or company name	MR S PATEL
Contract type name	GDS Contract
Purpose of contract	General
Contract start date	01/04/2006
Contract end date	

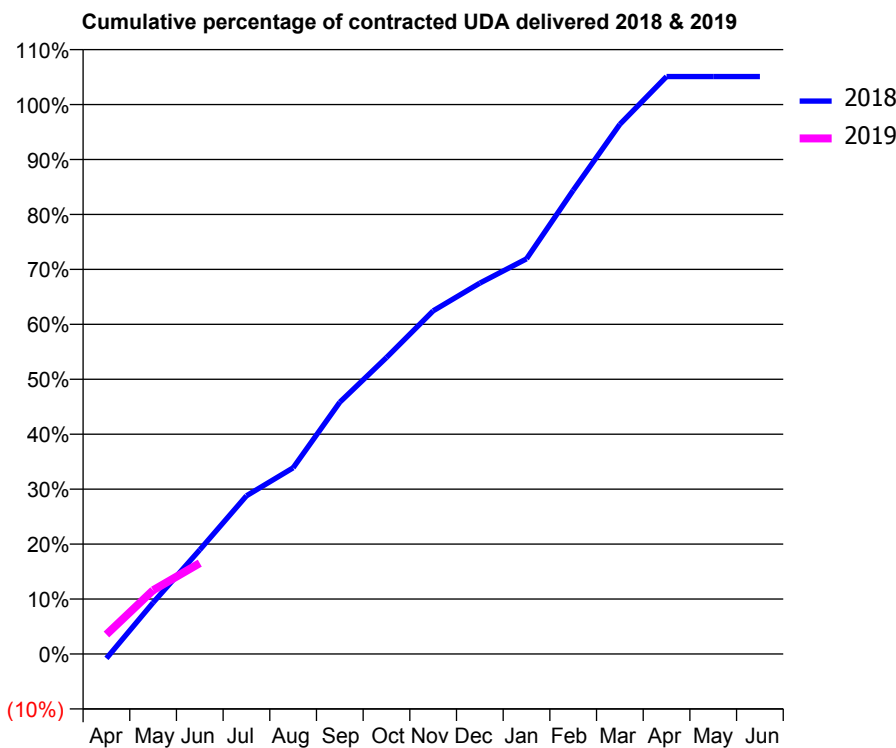
18/19 Contracted general activity (UDA)	4,834
Carry forward general activity (UDA)	0
18/19 Contracted orthodontic activity (UOA)	0
Carry forward orthodontic activity (UOA)	0
Baseline contract value	£172,586.27

ACCESS*

Patients seen in 24 months	Total	Change since previous quarter
Quarter ending June 2017	2,269	
Quarter ending September 2017	2,271	→
Quarter ending December 2017	2,337	↑
Quarter ending March 2018	2,398	↑
Quarter ending June 2018	2,398	→
Variance since June 2017	5.7%	↑



ACTIVITY



Month	Adjusted Scheduled Activity (UDA)	
	2018	2019
April	-40	172
May	452	561
June	917	800
July	1,392	
August	1,639	
September	2,216	
October	2,609	
November	3,019	
December	3,262	
January	3,477	
February	4,079	
March	4,660	
April	5,079	
May	5,079	
June	5,079	

QUALITY

	Quantity	Base Number	Contract	AT	Region	England
% of FP17s for the same patient ID Re-attending within 3 months - Children	15	106	14.2%	10.5%	11.5%	11.5%
% of FP17s for the same patient ID Re-attending within 3 months - Adults	47	506	9.3%	15.7%	16.6%	15.4%
% of FP17s for the same patient ID Re-attending between 3 & 9 months - Children	52	106	49.1%	44.8%	48.8%	58.9%
% of FP17s for the same patient ID Re-attending between 3 & 9 months - Adults	198	506	39.1%	37.3%	39.3%	51.6%
% of FP17s for Band 1 Urgent Courses	18	374	4.8%	10.9%	10.6%	8.9%
% of FP17s Relating to Free Repair or Replacements	4	374	1.1%	0.5%	0.5%	0.8%
% of FP17s Relating to Continuations	0	374	0.0%	0.7%	0.7%	0.9%
% of Patients satisfied with the dentistry they have received	1	1	N/A	91.0%	90.4%	93.2%
% of Patients satisfied with the time they had to wait for an appointment	1	1	N/A	83.8%	85.3%	88.8%

* This is based on patients treated on this contract for their most recent course of treatment. Figures in italics indicate the base number of FP17s or Patient Questionnaire responses are less than 100. N/A is shown where the base number of responses is less than 10 during the period. % is calculated as Quantity/Base number*100

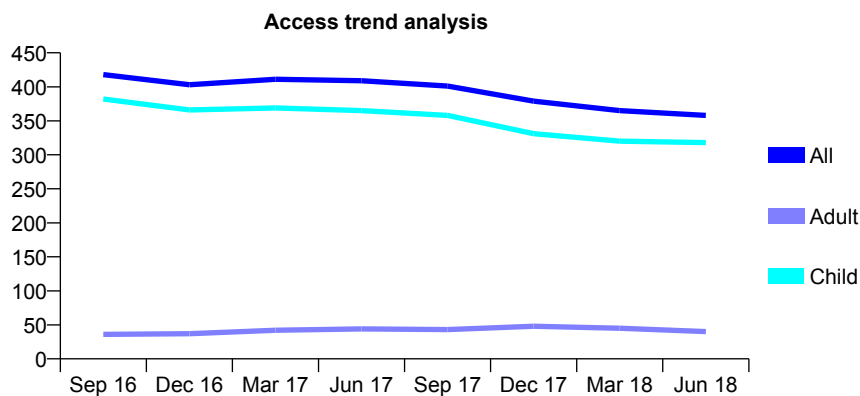
Q61 - Vital Signs At a Glance Contract Report for 256951/0001 - June 2018

Name or company name	MR I DAVIS
Contract type name	GDS Contract
Purpose of contract	General
Contract start date	01/04/2006
Contract end date	

18/19 Contracted general activity (UDA)	735
Carry forward general activity (UDA)	0
18/19 Contracted orthodontic activity (UOA)	0
Carry forward orthodontic activity (UOA)	0
Baseline contract value	£17,631.40

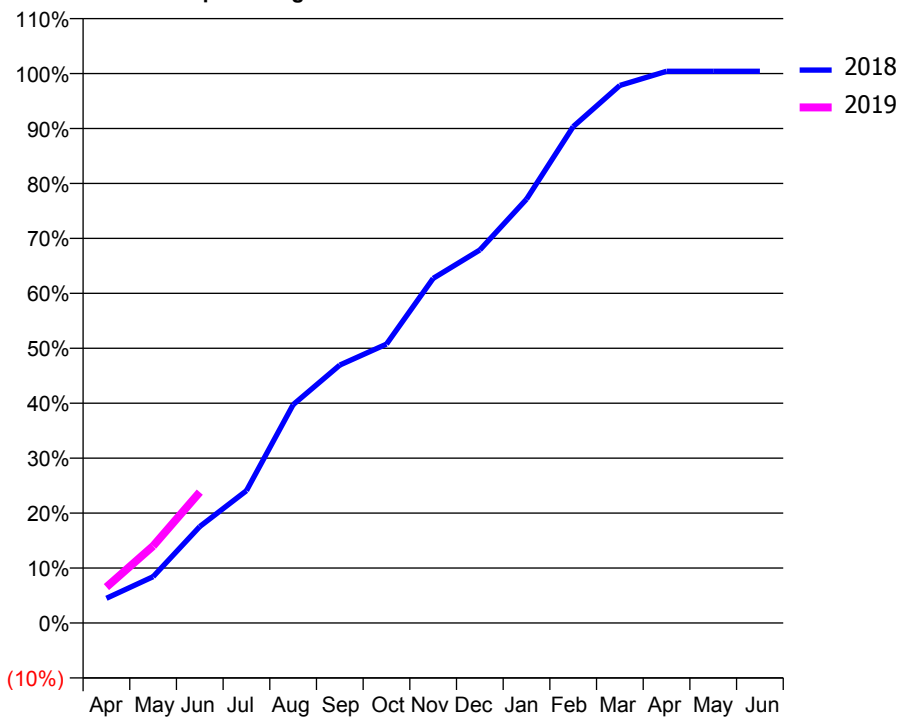
ACCESS*

Patients seen in 24 months	Total	Change since previous quarter
Quarter ending June 2017	409	
Quarter ending September 2017	401	↓
Quarter ending December 2017	379	↓
Quarter ending March 2018	365	↓
Quarter ending June 2018	358	↓
Variance since June 2017	(12.5%)	↓



ACTIVITY

Cumulative percentage of contracted UDA delivered 2018 & 2019



Month	Adjusted Scheduled Activity (UDA)	
	2018	2019
April	33	48
May	62	103
June	129	175
July	177	
August	292	
September	345	
October	373	
November	461	
December	499	
January	567	
February	664	
March	719	
April	738	
May	738	
June	738	

QUALITY

	Quantity	Base Number	Contract	AT	Region	England
% of FP17s for the same patient ID Re-attending within 3 months - Children	4	106	3.8%	10.5%	11.5%	11.5%
% of FP17s for the same patient ID Re-attending within 3 months - Adults	0	3	0.0%	15.7%	16.6%	15.4%
% of FP17s for the same patient ID Re-attending between 3 & 9 months - Children	44	106	41.5%	44.8%	48.8%	58.9%
% of FP17s for the same patient ID Re-attending between 3 & 9 months - Adults	2	3	66.7%	37.3%	39.3%	51.6%
% of FP17s for Band 1 Urgent Courses	0	95	0.0%	10.9%	10.6%	8.9%
% of FP17s Relating to Free Repair or Replacements	0	95	0.0%	0.5%	0.5%	0.8%
% of FP17s Relating to Continuations	0	95	0.0%	0.7%	0.7%	0.9%
% of Patients satisfied with the dentistry they have received	0	0	N/A	91.0%	90.4%	93.2%
% of Patients satisfied with the time they had to wait for an appointment	0	0	N/A	83.8%	85.3%	88.8%

* This is based on patients treated on this contract for their most recent course of treatment. Figures in italics indicate the base number of FP17s or Patient Questionnaire responses are less than 100. N/A is shown where the base number of responses is less than 10 during the period. % is calculated as Quantity/Base number*100

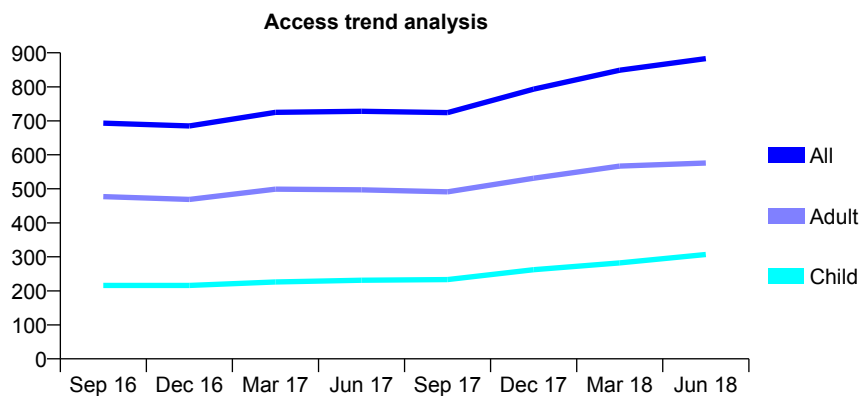
Q61 - Vital Signs At a Glance Contract Report for 258016/0001 - June 2018

Name or company name	MR L KHALILIBEGLOO
Contract type name	GDS Contract
Purpose of contract	General
Contract start date	01/04/2006
Contract end date	

18/19 Contracted general activity (UDA)	1,900
Carry forward general activity (UDA)	0
18/19 Contracted orthodontic activity (UOA)	0
Carry forward orthodontic activity (UOA)	0
Baseline contract value	£61,136.65

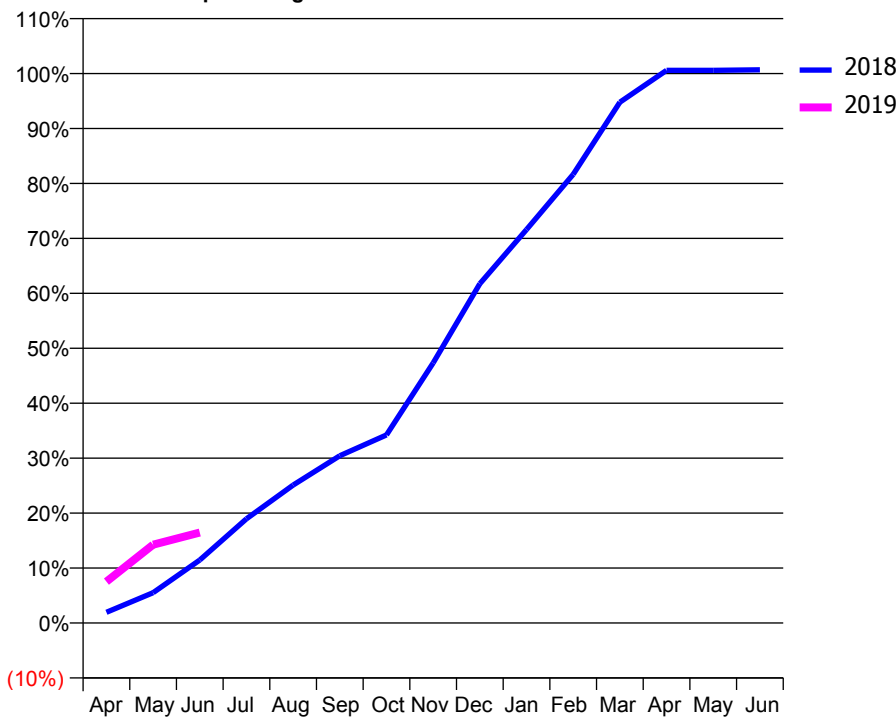
ACCESS*

Patients seen in 24 months	Total	Change since previous quarter
Quarter ending June 2017	728	
Quarter ending September 2017	724	→
Quarter ending December 2017	793	↑
Quarter ending March 2018	849	↑
Quarter ending June 2018	883	↑
Variance since June 2017	21.3%	↑



ACTIVITY

Cumulative percentage of contracted UDA delivered 2018 & 2019



Adjusted Scheduled Activity (UDA)		
Month	2018	2019
April	37	143
May	105	271
June	218	313
July	360	
August	477	
September	578	
October	650	
November	899	
December	1,173	
January	1,360	
February	1,551	
March	1,801	
April	1,911	
May	1,911	
June	1,913	

QUALITY

	Quantity	Base Number	Contract	AT	Region	England
% of FP17s for the same patient ID Re-attending within 3 months - Children	0	65	0.0%	10.5%	11.5%	11.5%
% of FP17s for the same patient ID Re-attending within 3 months - Adults	4	104	3.8%	15.7%	16.6%	15.4%
% of FP17s for the same patient ID Re-attending between 3 & 9 months - Children	19	65	29.2%	44.8%	48.8%	58.9%
% of FP17s for the same patient ID Re-attending between 3 & 9 months - Adults	36	104	34.6%	37.3%	39.3%	51.6%
% of FP17s for Band 1 Urgent Courses	0	148	0.0%	10.9%	10.6%	8.9%
% of FP17s Relating to Free Repair or Replacements	0	148	0.0%	0.5%	0.5%	0.8%
% of FP17s Relating to Continuations	2	148	1.4%	0.7%	0.7%	0.9%
% of Patients satisfied with the dentistry they have received	0	0	N/A	91.0%	90.4%	93.2%
% of Patients satisfied with the time they had to wait for an appointment	0	0	N/A	83.8%	85.3%	88.8%

* This is based on patients treated on this contract for their most recent course of treatment. Figures in italics indicate the base number of FP17s or Patient Questionnaire responses are less than 100. N/A is shown where the base number of responses is less than 10 during the period. % is calculated as Quantity/Base number*100

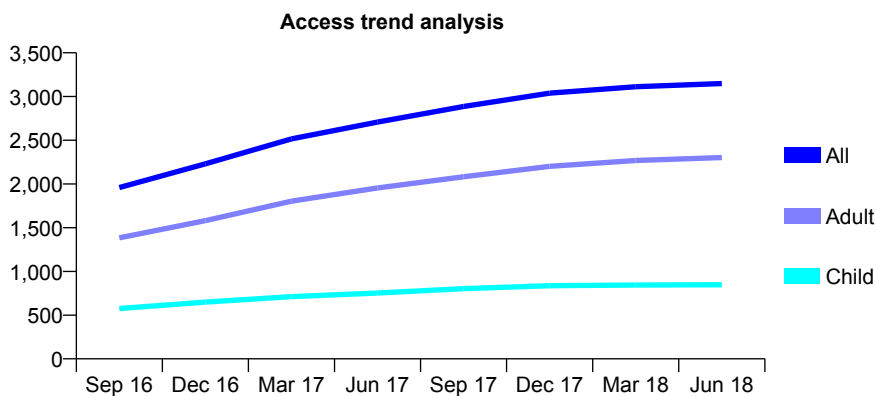
Q61 - Vital Signs At a Glance Contract Report for 269824/0001 - June 2018

Name or company name	MR A SHARMA
Contract type name	GDS Contract
Purpose of contract	General
Contract start date	01/01/2016
Contract end date	

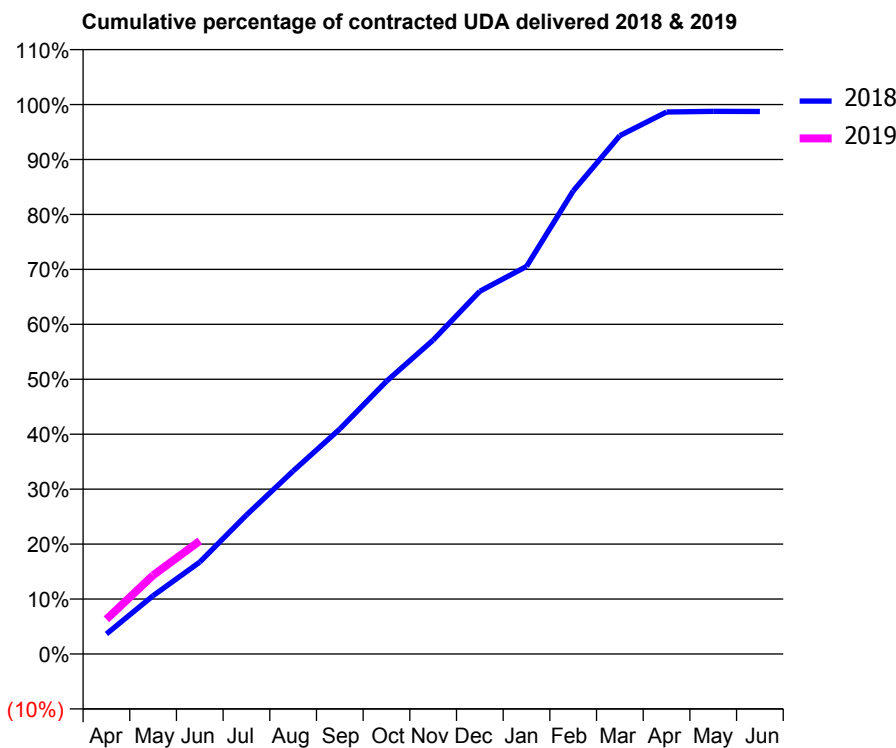
18/19 Contracted general activity (UDA)	8,143
Carry forward general activity (UDA)	0
18/19 Contracted orthodontic activity (UOA)	0
Carry forward orthodontic activity (UOA)	0
Baseline contract value	£215,639.46

ACCESS*

Patients seen in 24 months	Total	Change since previous quarter
Quarter ending June 2017	2,707	
Quarter ending September 2017	2,886	↑
Quarter ending December 2017	3,038	↑
Quarter ending March 2018	3,112	↑
Quarter ending June 2018	3,149	→
Variance since June 2017	16.3%	↑



ACTIVITY



Adjusted Scheduled Activity (UDA)		
Month	2018	2019
April	297	514
May	864	1,167
June	1,363	1,677
July	2,061	
August	2,712	
September	3,335	
October	4,042	
November	4,653	
December	5,377	
January	5,744	
February	6,861	
March	7,681	
April	8,032	
May	8,041	
June	8,040	

QUALITY

	Quantity	Base Number	Contract	AT	Region	England
% of FP17s for the same patient ID Re-attending within 3 months - Children	27	301	9.0%	10.5%	11.5%	11.5%
% of FP17s for the same patient ID Re-attending within 3 months - Adults	95	661	14.4%	15.7%	16.6%	15.4%
% of FP17s for the same patient ID Re-attending between 3 & 9 months - Children	165	301	54.8%	44.8%	48.8%	58.9%
% of FP17s for the same patient ID Re-attending between 3 & 9 months - Adults	306	661	46.3%	37.3%	39.3%	51.6%
% of FP17s for Band 1 Urgent Courses	61	821	7.4%	10.9%	10.6%	8.9%
% of FP17s Relating to Free Repair or Replacements	10	821	1.2%	0.5%	0.5%	0.8%
% of FP17s Relating to Continuations	10	821	1.2%	0.7%	0.7%	0.9%
% of Patients satisfied with the dentistry they have received	6	6	N/A	91.0%	90.4%	93.2%
% of Patients satisfied with the time they had to wait for an appointment	5	6	N/A	83.8%	85.3%	88.8%

* This is based on patients treated on this contract for their most recent course of treatment. Figures in italics indicate the base number of FP17s or Patient Questionnaire responses are less than 100. N/A is shown where the base number of responses is less than 10 during the period. % is calculated as Quantity/Base number*100

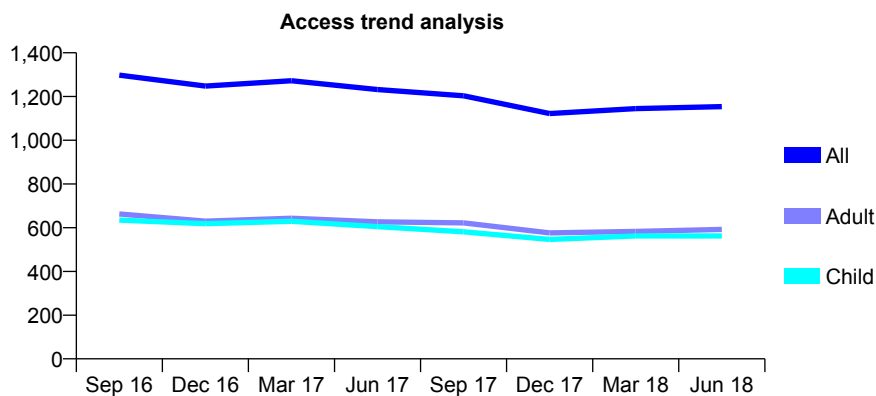
Q61 - Vital Signs At a Glance Contract Report for 270180/0001 - June 2018

Name or company name	MR SS SIHRA
Contract type name	GDS Contract
Purpose of contract	General
Contract start date	01/04/2006
Contract end date	

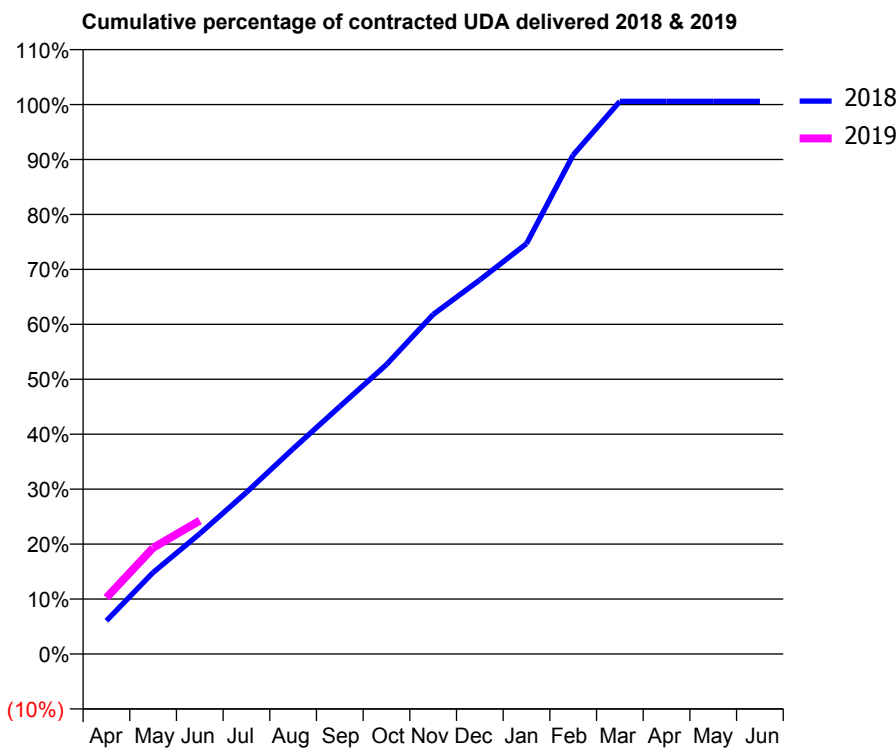
18/19 Contracted general activity (UDA)	4,009
Carry forward general activity (UDA)	0
18/19 Contracted orthodontic activity (UOA)	0
Carry forward orthodontic activity (UOA)	0
Baseline contract value	£129,925.19

ACCESS*

Patients seen in 24 months	Total	Change since previous quarter
Quarter ending June 2017	1,232	
Quarter ending September 2017	1,203	↓
Quarter ending December 2017	1,122	↓
Quarter ending March 2018	1,145	↑
Quarter ending June 2018	1,154	→
Variance since June 2017	(6.3%)	↓



ACTIVITY



Month	Adjusted Scheduled Activity (UDA)	
	2018	2019
April	243	411
May	595	774
June	878	973
July	1,180	
August	1,497	
September	1,806	
October	2,112	
November	2,478	
December	2,730	
January	2,994	
February	3,641	
March	4,032	
April	4,032	
May	4,032	
June	4,032	

QUALITY

	Quantity	Base Number	Contract	AT	Region	England
% of FP17s for the same patient ID Re-attending within 3 months - Children	10	210	4.8%	10.5%	11.5%	11.5%
% of FP17s for the same patient ID Re-attending within 3 months - Adults	20	136	14.7%	15.7%	16.6%	15.4%
% of FP17s for the same patient ID Re-attending between 3 & 9 months - Children	109	210	51.9%	44.8%	48.8%	58.9%
% of FP17s for the same patient ID Re-attending between 3 & 9 months - Adults	41	136	30.1%	37.3%	39.3%	51.6%
% of FP17s for Band 1 Urgent Courses	7	346	2.0%	10.9%	10.6%	8.9%
% of FP17s Relating to Free Repair or Replacements	0	346	0.0%	0.5%	0.5%	0.8%
% of FP17s Relating to Continuations	8	346	2.3%	0.7%	0.7%	0.9%
% of Patients satisfied with the dentistry they have received	0	0	N/A	91.0%	90.4%	93.2%
% of Patients satisfied with the time they had to wait for an appointment	0	0	N/A	83.8%	85.3%	88.8%

* This is based on patients treated on this contract for their most recent course of treatment. Figures in italics indicate the base number of FP17s or Patient Questionnaire responses are less than 100. N/A is shown where the base number of responses is less than 10 during the period. % is calculated as Quantity/Base number*100

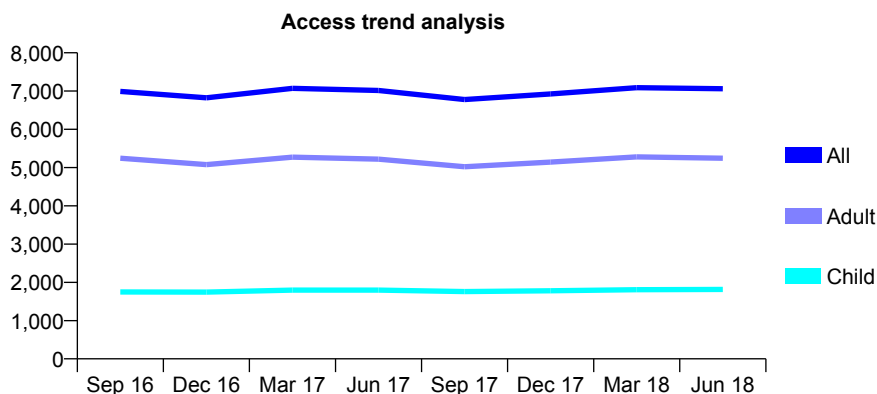
Q61 - Vital Signs At a Glance Contract Report for 277371/0001 - June 2018

Name or company name	MRS K SIVAGURUNATHAN
Contract type name	GDS Contract
Purpose of contract	General
Contract start date	01/04/2006
Contract end date	

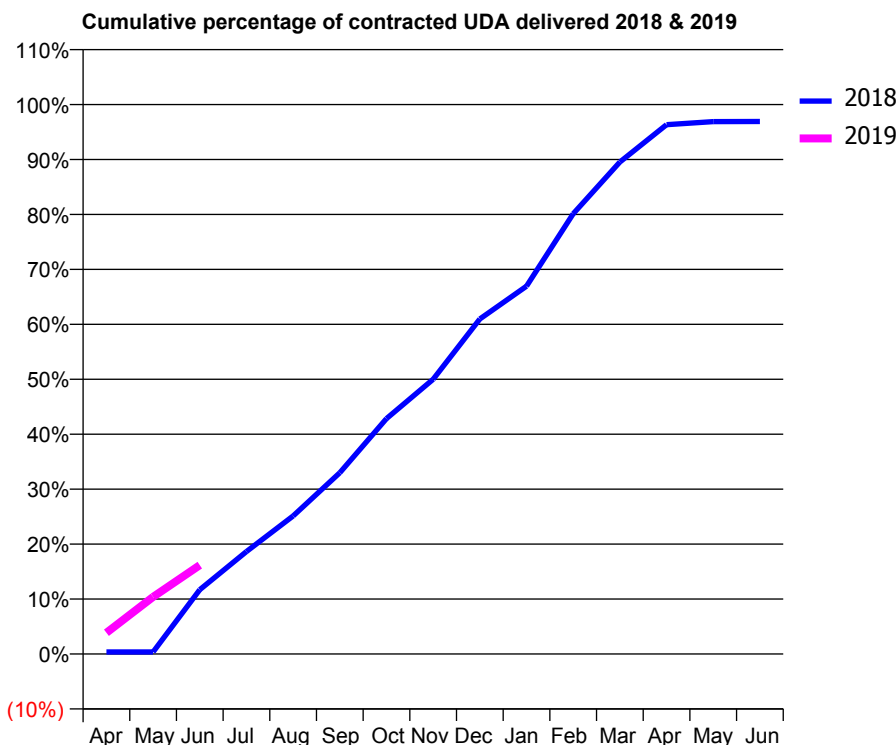
18/19 Contracted general activity (UDA)	20,252
Carry forward general activity (UDA)	0
18/19 Contracted orthodontic activity (UOA)	0
Carry forward orthodontic activity (UOA)	0
Baseline contract value	£526,108.82

ACCESS*

Patients seen in 24 months	Total	Change since previous quarter
Quarter ending June 2017	7,015	
Quarter ending September 2017	6,779	↓
Quarter ending December 2017	6,923	↑
Quarter ending March 2018	7,087	↑
Quarter ending June 2018	7,059	→
Variance since June 2017	0.6%	→



ACTIVITY



Month	Adjusted Scheduled Activity (UDA)	
	2018	2019
April	76	785
May	76	2,105
June	2,369	3,277
July	3,778	
August	5,089	
September	6,680	
October	8,675	
November	10,125	
December	12,348	
January	13,555	
February	16,225	
March	18,130	
April	19,510	
May	19,621	
June	19,625	

QUALITY

	Quantity	Base Number	Contract	AT	Region	England
% of FP17s for the same patient ID Re-attending within 3 months - Children	28	451	6.2%	10.5%	11.5%	11.5%
% of FP17s for the same patient ID Re-attending within 3 months - Adults	160	1,241	12.9%	15.7%	16.6%	15.4%
% of FP17s for the same patient ID Re-attending between 3 & 9 months - Children	174	451	38.6%	44.8%	48.8%	58.9%
% of FP17s for the same patient ID Re-attending between 3 & 9 months - Adults	448	1,241	36.1%	37.3%	39.3%	51.6%
% of FP17s for Band 1 Urgent Courses	106	1,225	8.7%	10.9%	10.6%	8.9%
% of FP17s Relating to Free Repair or Replacements	4	1,225	0.3%	0.5%	0.5%	0.8%
% of FP17s Relating to Continuations	12	1,225	1.0%	0.7%	0.7%	0.9%
% of Patients satisfied with the dentistry they have received	1	1	N/A	91.0%	90.4%	93.2%
% of Patients satisfied with the time they had to wait for an appointment	0	1	N/A	83.8%	85.3%	88.8%

* This is based on patients treated on this contract for their most recent course of treatment. Figures in italics indicate the base number of FP17s or Patient Questionnaire responses are less than 100. N/A is shown where the base number of responses is less than 10 during the period. % is calculated as Quantity/Base number*100

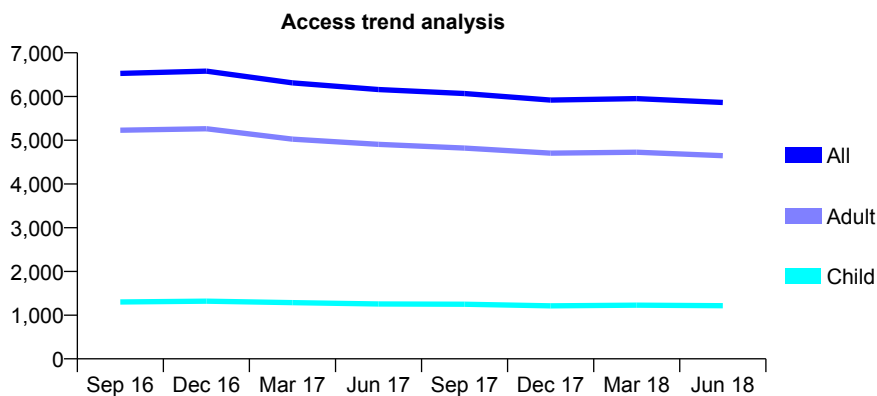
Q61 - Vital Signs At a Glance Contract Report for 277371/0002 - June 2018

Name or company name	MRS K SIVAGURUNATHAN
Contract type name	GDS Contract
Purpose of contract	General
Contract start date	01/11/2007
Contract end date	

18/19 Contracted general activity (UDA)	19,281
Carry forward general activity (UDA)	0
18/19 Contracted orthodontic activity (UOA)	0
Carry forward orthodontic activity (UOA)	0
Baseline contract value	£550,616.06

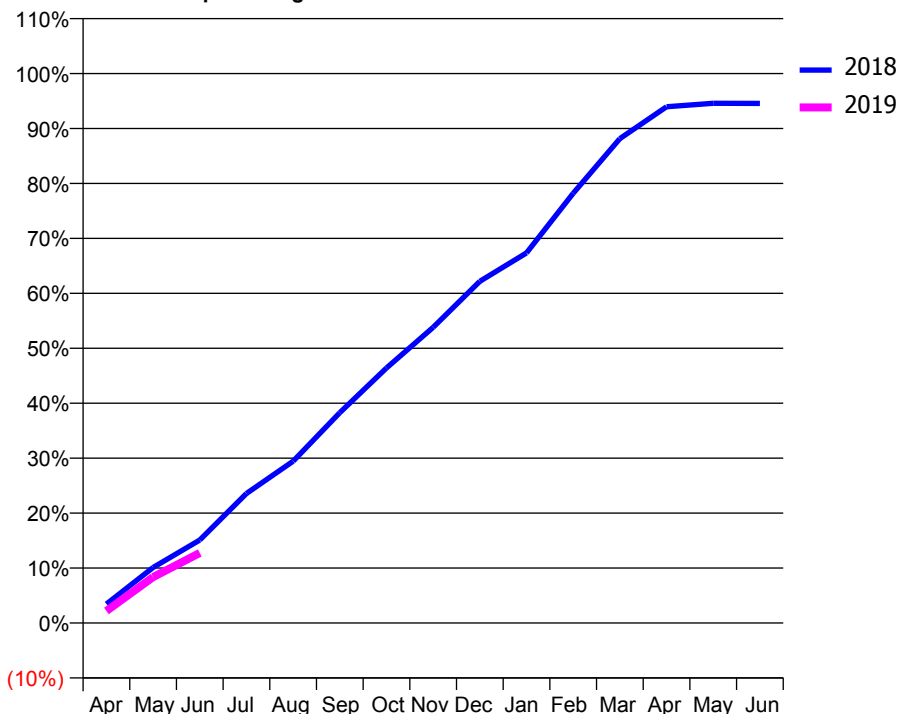
ACCESS*

Patients seen in 24 months	Total	Change since previous quarter
Quarter ending June 2017	6,160	
Quarter ending September 2017	6,069	↓
Quarter ending December 2017	5,918	↓
Quarter ending March 2018	5,953	→
Quarter ending June 2018	5,863	↓
Variance since June 2017	(4.8%)	↓



ACTIVITY

Cumulative percentage of contracted UDA delivered 2018 & 2019



Adjusted Scheduled Activity (UDA)

Month	2018	2019
April	668	424
May	1,948	1,613
June	2,912	2,457
July	4,545	
August	5,679	
September	7,379	
October	8,947	
November	10,377	
December	11,988	
January	12,986	
February	15,078	
March	16,994	
April	18,116	
May	18,234	
June	18,233	

QUALITY

	Quantity	Base Number	Contract	AT	Region	England
% of FP17s for the same patient ID Re-attending within 3 months - Children	22	289	7.6%	10.5%	11.5%	11.5%
% of FP17s for the same patient ID Re-attending within 3 months - Adults	100	991	10.1%	15.7%	16.6%	15.4%
% of FP17s for the same patient ID Re-attending between 3 & 9 months - Children	118	289	40.8%	44.8%	48.8%	58.9%
% of FP17s for the same patient ID Re-attending between 3 & 9 months - Adults	370	991	37.3%	37.3%	39.3%	51.6%
% of FP17s for Band 1 Urgent Courses	34	958	3.5%	10.9%	10.6%	8.9%
% of FP17s Relating to Free Repair or Replacements	5	958	0.5%	0.5%	0.5%	0.8%
% of FP17s Relating to Continuations	3	958	0.3%	0.7%	0.7%	0.9%
% of Patients satisfied with the dentistry they have received	3	3	N/A	91.0%	90.4%	93.2%
% of Patients satisfied with the time they had to wait for an appointment	3	3	N/A	83.8%	85.3%	88.8%

* This is based on patients treated on this contract for their most recent course of treatment. Figures in italics indicate the base number of FP17s or Patient Questionnaire responses are less than 100. N/A is shown where the base number of responses is less than 10 during the period. % is calculated as Quantity/Base number*100

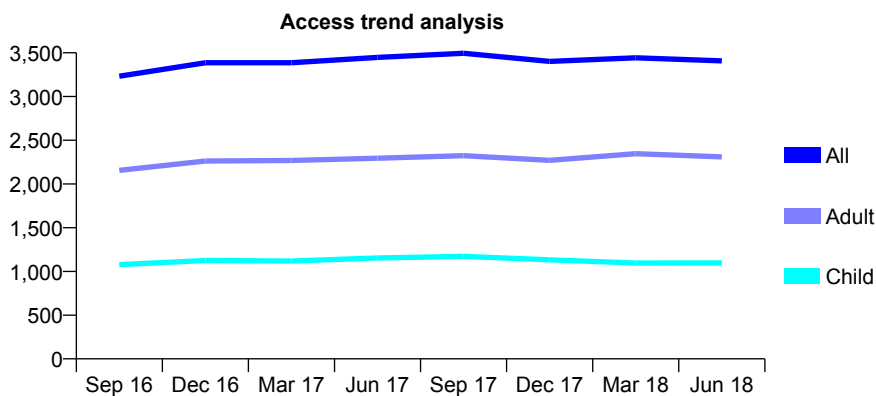
Q61 - Vital Signs At a Glance Contract Report for 277495/0001 - June 2018

Name or company name	DR A ALSAM
Contract type name	GDS Contract
Purpose of contract	General
Contract start date	01/04/2006
Contract end date	

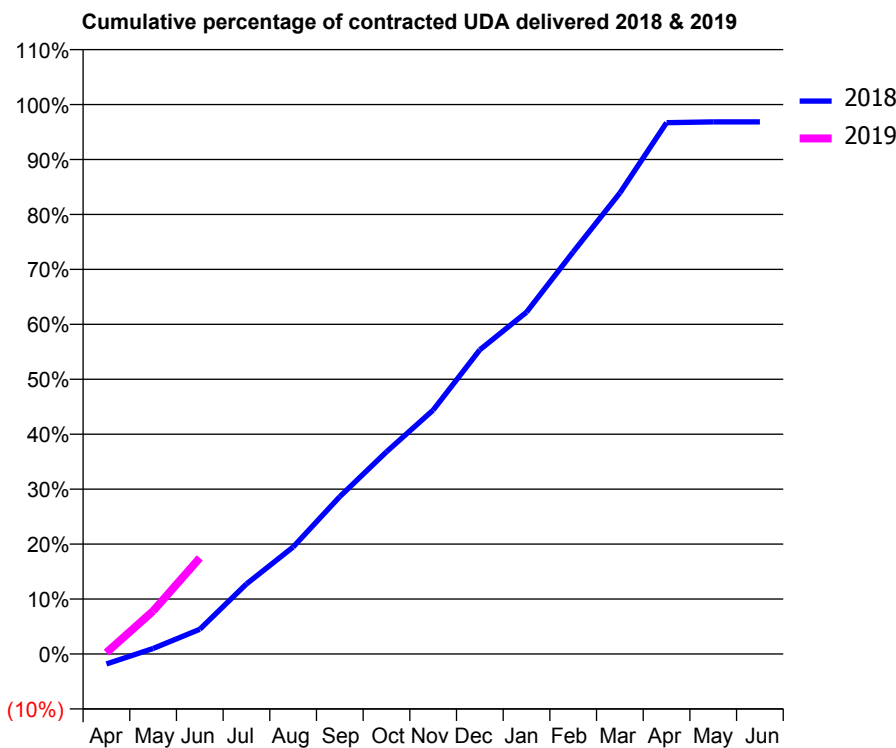
18/19 Contracted general activity (UDA)	7,861
Carry forward general activity (UDA)	0
18/19 Contracted orthodontic activity (UOA)	0
Carry forward orthodontic activity (UOA)	0
Baseline contract value	£222,644.54

ACCESS*

Patients seen in 24 months	Total	Change since previous quarter
Quarter ending June 2017	3,447	
Quarter ending September 2017	3,495	→
Quarter ending December 2017	3,402	↓
Quarter ending March 2018	3,443	→
Quarter ending June 2018	3,408	↓
Variance since June 2017	(1.1%)	↓



ACTIVITY



Month	Adjusted Scheduled Activity (UDA)	
	2018	2019
April	-144	19
May	79	615
June	355	1,375
July	1,003	
August	1,531	
September	2,253	
October	2,893	
November	3,490	
December	4,353	
January	4,890	
February	5,752	
March	6,596	
April	7,602	
May	7,612	
June	7,613	

QUALITY

	Quantity	Base Number	Contract	AT	Region	England
% of FP17s for the same patient ID Re-attending within 3 months - Children	33	367	9.0%	10.5%	11.5%	11.5%
% of FP17s for the same patient ID Re-attending within 3 months - Adults	83	656	12.7%	15.7%	16.6%	15.4%
% of FP17s for the same patient ID Re-attending between 3 & 9 months - Children	133	367	36.2%	44.8%	48.8%	58.9%
% of FP17s for the same patient ID Re-attending between 3 & 9 months - Adults	179	656	27.3%	37.3%	39.3%	51.6%
% of FP17s for Band 1 Urgent Courses	81	632	12.8%	10.9%	10.6%	8.9%
% of FP17s Relating to Free Repair or Replacements	0	632	0.0%	0.5%	0.5%	0.8%
% of FP17s Relating to Continuations	0	632	0.0%	0.7%	0.7%	0.9%
% of Patients satisfied with the dentistry they have received	0	0	N/A	91.0%	90.4%	93.2%
% of Patients satisfied with the time they had to wait for an appointment	0	0	N/A	83.8%	85.3%	88.8%

* This is based on patients treated on this contract for their most recent course of treatment. Figures in italics indicate the base number of FP17s or Patient Questionnaire responses are less than 100. N/A is shown where the base number of responses is less than 10 during the period. % is calculated as Quantity/Base number*100

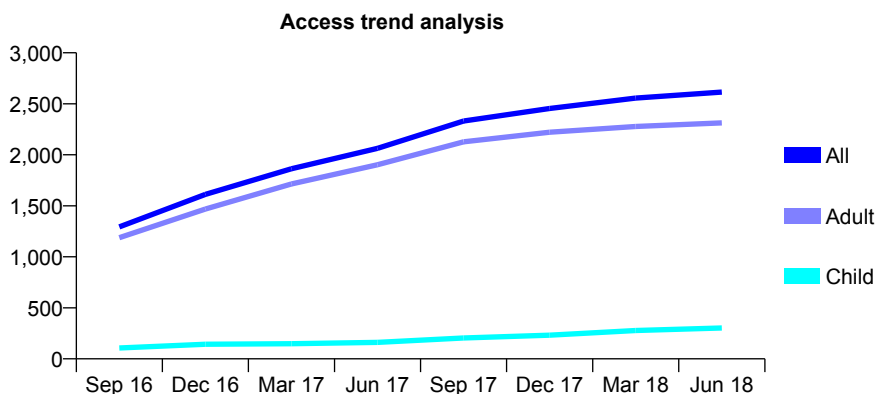
Q61 - Vital Signs At a Glance Contract Report for 285978/0002 - June 2018

Name or company name	MR A DEMETRIOU
Contract type name	GDS Contract
Purpose of contract	General
Contract start date	01/09/2015
Contract end date	

18/19 Contracted general activity (UDA)	6,809
Carry forward general activity (UDA)	0
18/19 Contracted orthodontic activity (UOA)	0
Carry forward orthodontic activity (UOA)	0
Baseline contract value	£150,912.10

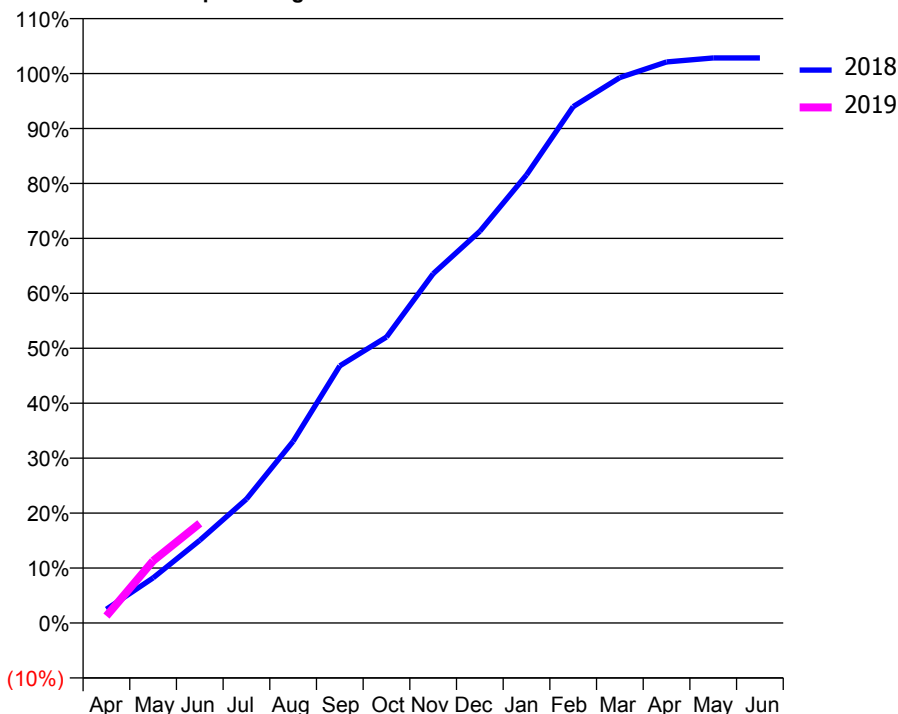
ACCESS*

Patients seen in 24 months	Total	Change since previous quarter
Quarter ending June 2017	2,063	
Quarter ending September 2017	2,332	↑
Quarter ending December 2017	2,454	↑
Quarter ending March 2018	2,556	↑
Quarter ending June 2018	2,615	↑
Variance since June 2017	26.8%	↑



ACTIVITY

Cumulative percentage of contracted UDA delivered 2018 & 2019



Month	Adjusted Scheduled Activity (UDA)	
	2018	2019
April	171	86
May	559	771
June	1,025	1,235
July	1,536	
August	2,252	
September	3,186	
October	3,544	
November	4,328	
December	4,853	
January	5,552	
February	6,398	
March	6,759	
April	6,952	
May	7,002	
June	7,002	

QUALITY

	Quantity	Base Number	Contract	AT	Region	England
% of FP17s for the same patient ID Re-attending within 3 months - Children	8	103	7.8%	10.5%	11.5%	11.5%
% of FP17s for the same patient ID Re-attending within 3 months - Adults	48	431	11.1%	15.7%	16.6%	15.4%
% of FP17s for the same patient ID Re-attending between 3 & 9 months - Children	36	103	35.0%	44.8%	48.8%	58.9%
% of FP17s for the same patient ID Re-attending between 3 & 9 months - Adults	105	431	24.4%	37.3%	39.3%	51.6%
% of FP17s for Band 1 Urgent Courses	58	443	13.1%	10.9%	10.6%	8.9%
% of FP17s Relating to Free Repair or Replacements	18	443	4.1%	0.5%	0.5%	0.8%
% of FP17s Relating to Continuations	0	443	0.0%	0.7%	0.7%	0.9%
% of Patients satisfied with the dentistry they have received	4	4	N/A	91.0%	90.4%	93.2%
% of Patients satisfied with the time they had to wait for an appointment	4	4	N/A	83.8%	85.3%	88.8%

* This is based on patients treated on this contract for their most recent course of treatment. Figures in italics indicate the base number of FP17s or Patient Questionnaire responses are less than 100. N/A is shown where the base number of responses is less than 10 during the period. % is calculated as Quantity/Base number*100

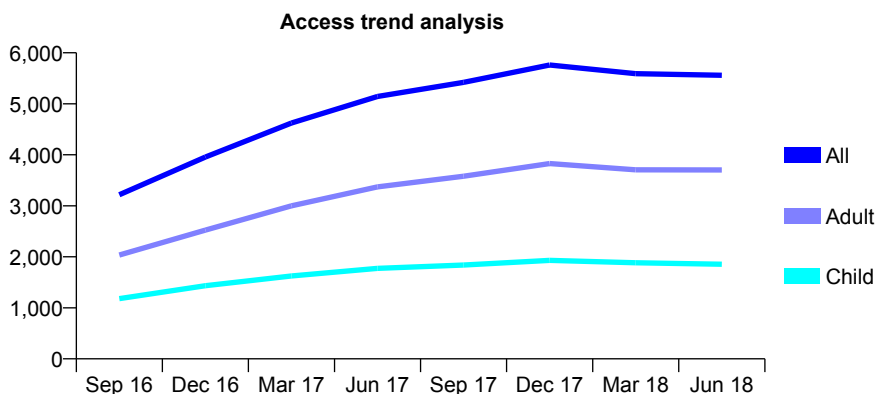
Q61 - Vital Signs At a Glance Contract Report for 299049/0001 - June 2018

Name or company name	MISS R SHAH
Contract type name	GDS Contract
Purpose of contract	General
Contract start date	01/01/2016
Contract end date	

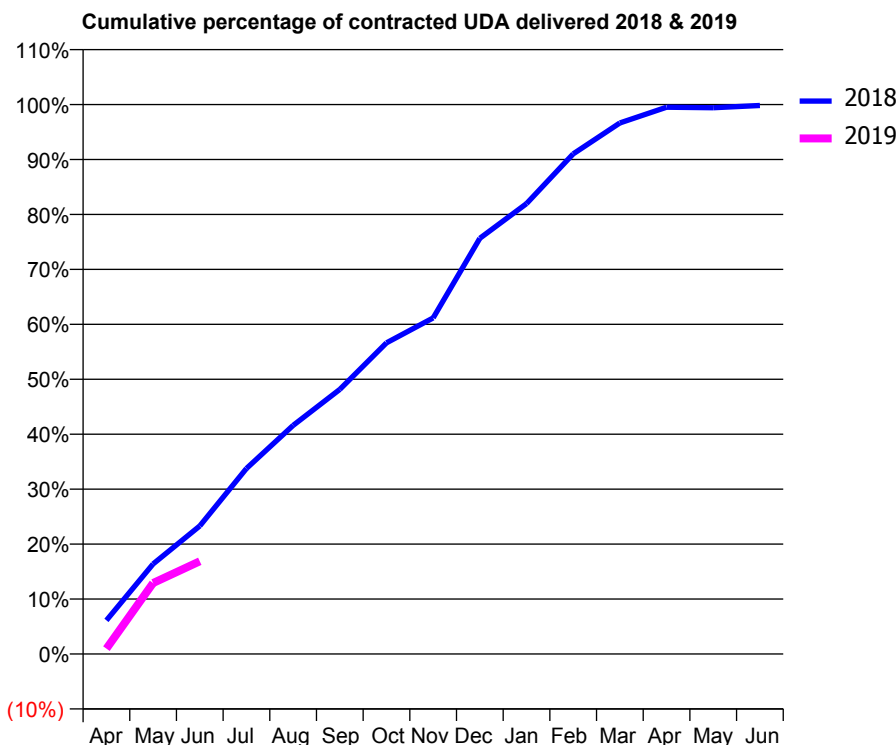
18/19 Contracted general activity (UDA)	14,112
Carry forward general activity (UDA)	0
18/19 Contracted orthodontic activity (UOA)	0
Carry forward orthodontic activity (UOA)	0
Baseline contract value	£353,680.02

ACCESS*

Patients seen in 24 months	Total	Change since previous quarter
Quarter ending June 2017	5,144	
Quarter ending September 2017	5,421	↑
Quarter ending December 2017	5,760	↑
Quarter ending March 2018	5,591	↓
Quarter ending June 2018	5,559	→
Variance since June 2017	8.1%	↑



ACTIVITY



Month	Adjusted Scheduled Activity (UDA)	
	2018	2019
April	866	139
May	2,314	1,824
June	3,291	2,381
July	4,765	
August	5,871	
September	6,795	
October	7,993	
November	8,631	
December	10,677	
January	11,565	
February	12,845	
March	13,639	
April	14,043	
May	14,028	
June	14,086	

QUALITY

	Quantity	Base Number	Contract	AT	Region	England
% of FP17s for the same patient ID Re-attending within 3 months - Children	36	490	7.3%	10.5%	11.5%	11.5%
% of FP17s for the same patient ID Re-attending within 3 months - Adults	75	830	9.0%	15.7%	16.6%	15.4%
% of FP17s for the same patient ID Re-attending between 3 & 9 months - Children	269	490	54.9%	44.8%	48.8%	58.9%
% of FP17s for the same patient ID Re-attending between 3 & 9 months - Adults	417	830	50.2%	37.3%	39.3%	51.6%
% of FP17s for Band 1 Urgent Courses	71	1,115	6.4%	10.9%	10.6%	8.9%
% of FP17s Relating to Free Repair or Replacements	11	1,115	1.0%	0.5%	0.5%	0.8%
% of FP17s Relating to Continuations	0	1,115	0.0%	0.7%	0.7%	0.9%
% of Patients satisfied with the dentistry they have received	3	3	N/A	91.0%	90.4%	93.2%
% of Patients satisfied with the time they had to wait for an appointment	3	3	N/A	83.8%	85.3%	88.8%

* This is based on patients treated on this contract for their most recent course of treatment. Figures in italics indicate the base number of FP17s or Patient Questionnaire responses are less than 100. N/A is shown where the base number of responses is less than 10 during the period. % is calculated as Quantity/Base number*100

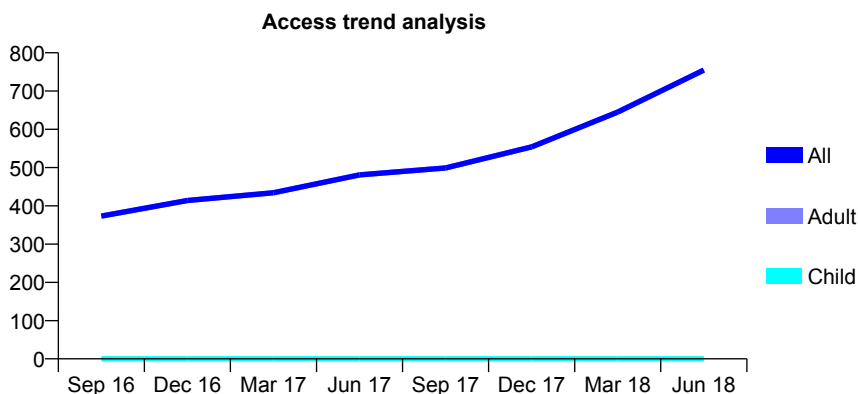
Q61 - Vital Signs At a Glance Contract Report for 302139/0003 - June 2018

Name or company name	MR VA PATEL
Contract type name	PDS Contract
Purpose of contract	General
Contract start date	01/04/2014
Contract end date	30/06/2018

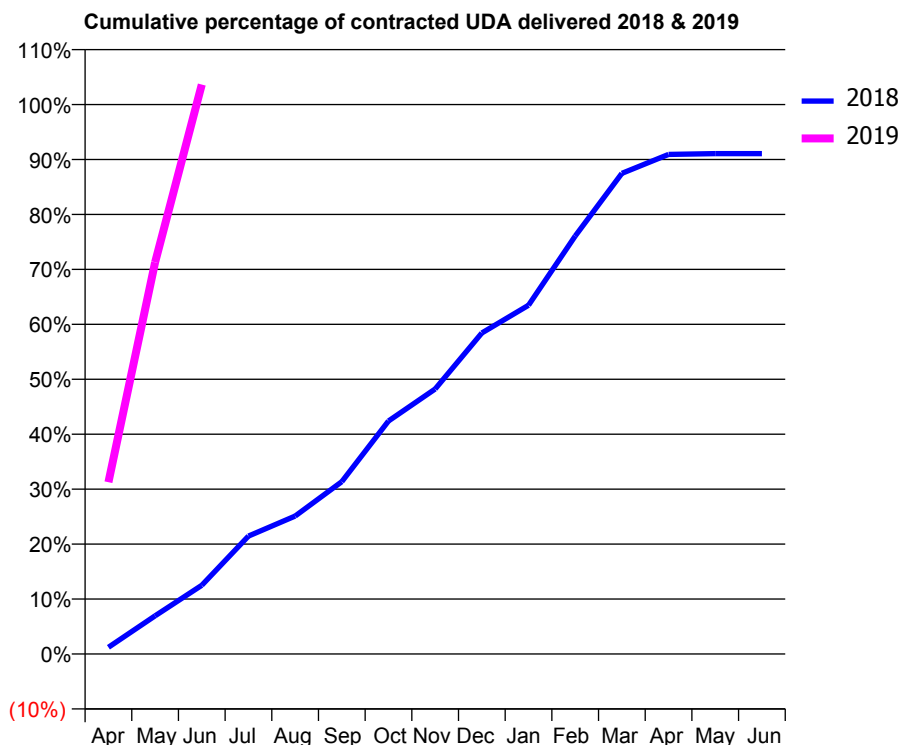
18/19 Contracted general activity (UDA)	550
Carry forward general activity (UDA)	0
18/19 Contracted orthodontic activity (UOA)	0
Carry forward orthodontic activity (UOA)	0
Baseline contract value	£28,837.64

ACCESS*

Patients seen in 24 months	Total	Change since previous quarter
Quarter ending June 2017	481	
Quarter ending September 2017	499	↑
Quarter ending December 2017	554	↑
Quarter ending March 2018	645	↑
Quarter ending June 2018	755	↑
Variance since June 2017	57.0%	↑



ACTIVITY



Month	Adjusted Scheduled Activity (UDA)	
	2018	2019
April	27	172
May	153	392
June	275	570
July	472	
August	552	
September	690	
October	933	
November	1,061	
December	1,285	
January	1,396	
February	1,673	
March	1,924	
April	2,000	
May	2,003	
June	2,003	

QUALITY

	Quantity	Base Number	Contract	AT	Region	England
% of FP17s for the same patient ID Re-attending within 3 months - Children	0	0	N/A	10.5%	11.5%	11.5%
% of FP17s for the same patient ID Re-attending within 3 months - Adults	14	236	5.9%	15.7%	16.6%	15.4%
% of FP17s for the same patient ID Re-attending between 3 & 9 months - Children	0	0	N/A	44.8%	48.8%	58.9%
% of FP17s for the same patient ID Re-attending between 3 & 9 months - Adults	1	236	0.4%	37.3%	39.3%	51.6%
% of FP17s for Band 1 Urgent Courses	0	206	0.0%	10.9%	10.6%	8.9%
% of FP17s Relating to Free Repair or Replacements	0	206	0.0%	0.5%	0.5%	0.8%
% of FP17s Relating to Continuations	0	206	0.0%	0.7%	0.7%	0.9%
% of Patients satisfied with the dentistry they have received	0	0	N/A	91.0%	90.4%	93.2%
% of Patients satisfied with the time they had to wait for an appointment	0	0	N/A	83.8%	85.3%	88.8%

* This is based on patients treated on this contract for their most recent course of treatment. Figures in italics indicate the base number of FP17s or Patient Questionnaire responses are less than 100. N/A is shown where the base number of responses is less than 10 during the period. % is calculated as Quantity/Base number*100

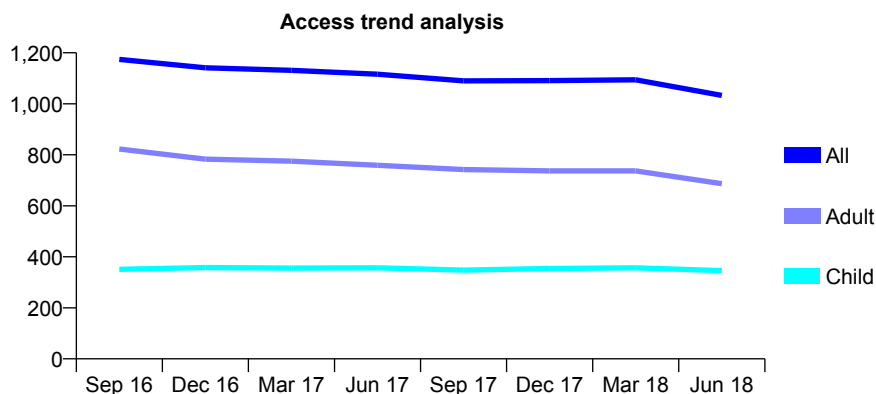
Q61 - Vital Signs At a Glance Contract Report for 305286/0001 - June 2018

Name or company name	MR S LEIGH
Contract type name	GDS Contract
Purpose of contract	General
Contract start date	01/04/2006
Contract end date	

18/19 Contracted general activity (UDA)	3,000
Carry forward general activity (UDA)	0
18/19 Contracted orthodontic activity (UOA)	0
Carry forward orthodontic activity (UOA)	0
Baseline contract value	£85,573.86

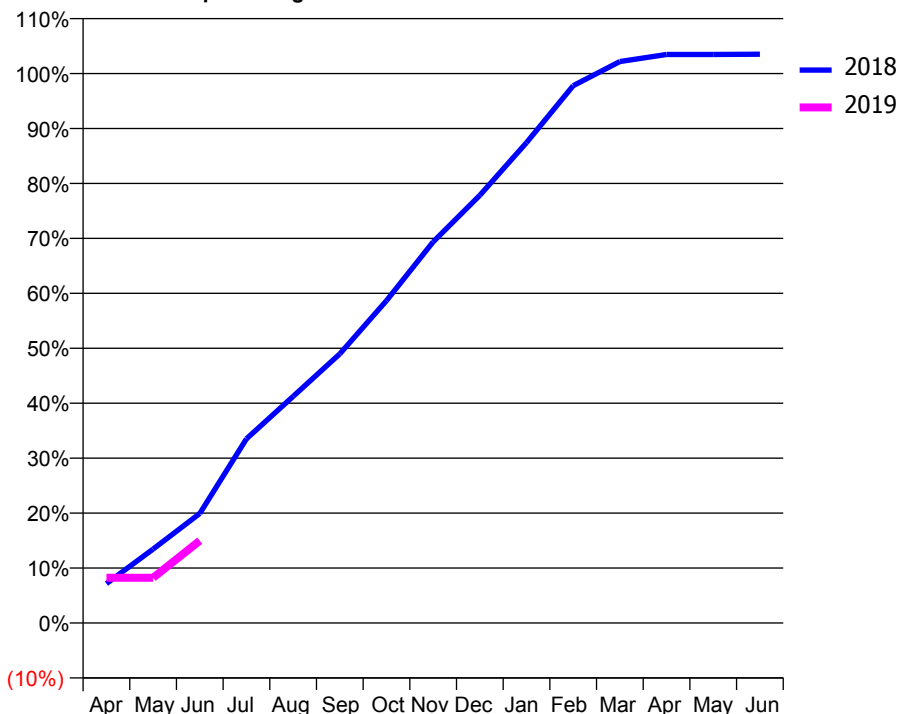
ACCESS*

Patients seen in 24 months	Total	Change since previous quarter
Quarter ending June 2017	1,116	
Quarter ending September 2017	1,090	↓
Quarter ending December 2017	1,091	→
Quarter ending March 2018	1,094	→
Quarter ending June 2018	1,033	↓
Variance since June 2017	(7.4%)	↓



ACTIVITY

Cumulative percentage of contracted UDA delivered 2018 & 2019



Adjusted Scheduled Activity (UDA)

Month	2018	2019
April	215	247
May	404	247
June	598	449
July	1,006	
August	1,237	
September	1,469	
October	1,760	
November	2,081	
December	2,335	
January	2,623	
February	2,934	
March	3,065	
April	3,104	
May	3,104	
June	3,105	

QUALITY

	Quantity	Base Number	Contract	AT	Region	England
% of FP17s for the same patient ID Re-attending within 3 months - Children	0	97	0.0%	10.5%	11.5%	11.5%
% of FP17s for the same patient ID Re-attending within 3 months - Adults	13	148	8.8%	15.7%	16.6%	15.4%
% of FP17s for the same patient ID Re-attending between 3 & 9 months - Children	43	97	44.3%	44.8%	48.8%	58.9%
% of FP17s for the same patient ID Re-attending between 3 & 9 months - Adults	56	148	37.8%	37.3%	39.3%	51.6%
% of FP17s for Band 1 Urgent Courses	17	223	7.6%	10.9%	10.6%	8.9%
% of FP17s Relating to Free Repair or Replacements	0	223	0.0%	0.5%	0.5%	0.8%
% of FP17s Relating to Continuations	0	223	0.0%	0.7%	0.7%	0.9%
% of Patients satisfied with the dentistry they have received	0	0	N/A	91.0%	90.4%	93.2%
% of Patients satisfied with the time they had to wait for an appointment	0	0	N/A	83.8%	85.3%	88.8%

* This is based on patients treated on this contract for their most recent course of treatment. Figures in italics indicate the base number of FP17s or Patient Questionnaire responses are less than 100. N/A is shown where the base number of responses is less than 10 during the period. % is calculated as Quantity/Base number*100

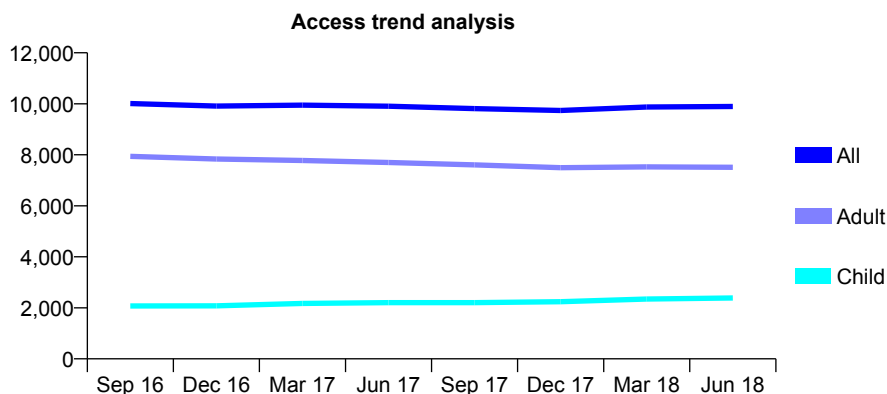
Q61 - Vital Signs At a Glance Contract Report for 306711/0001 - June 2018

Name or company name	Raydens Dental Surgery
Contract type name	GDS Contract
Purpose of contract	General
Contract start date	01/04/2006
Contract end date	

18/19 Contracted general activity (UDA)	25,759
Carry forward general activity (UDA)	0
18/19 Contracted orthodontic activity (UOA)	0
Carry forward orthodontic activity (UOA)	0
Baseline contract value	£592,802.85

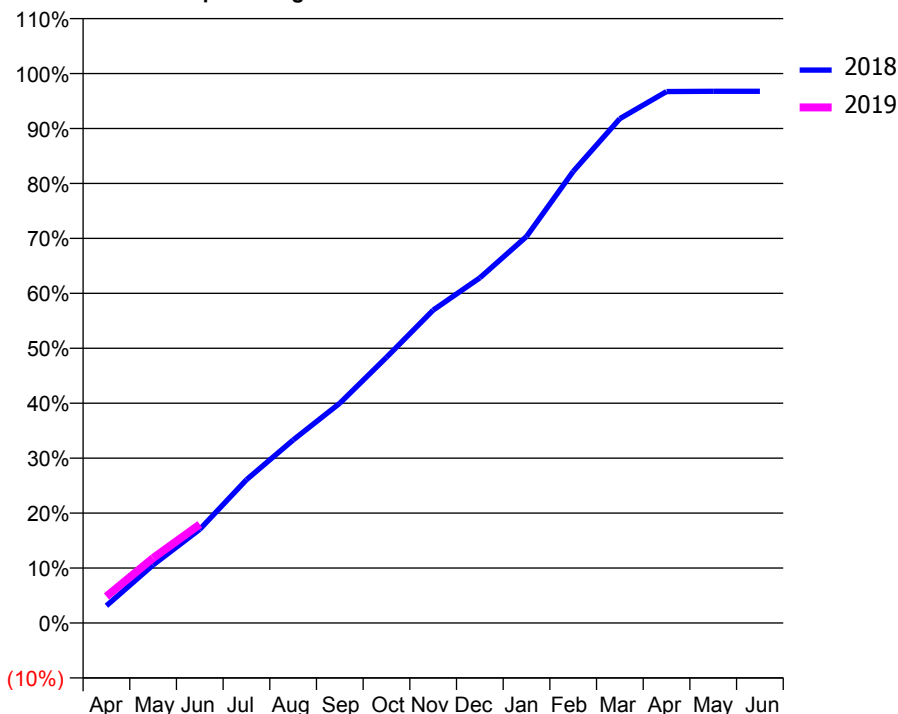
ACCESS*

Patients seen in 24 months	Total	Change since previous quarter
Quarter ending June 2017	9,905	
Quarter ending September 2017	9,810	→
Quarter ending December 2017	9,736	→
Quarter ending March 2018	9,872	→
Quarter ending June 2018	9,898	→
Variance since June 2017	(0.1%)	→



ACTIVITY

Cumulative percentage of contracted UDA delivered 2018 & 2019



Adjusted Scheduled Activity (UDA)

Month	2018	2019
April	809	1,248
May	2,723	3,049
June	4,390	4,622
July	6,720	
August	8,580	
September	10,302	
October	12,454	
November	14,669	
December	16,182	
January	18,117	
February	21,170	
March	23,644	
April	24,912	
May	24,925	
June	24,925	

QUALITY

	Quantity	Base Number	Contract	AT	Region	England
% of FP17s for the same patient ID Re-attending within 3 months - Children	57	692	8.2%	10.5%	11.5%	11.5%
% of FP17s for the same patient ID Re-attending within 3 months - Adults	361	2,185	16.5%	15.7%	16.6%	15.4%
% of FP17s for the same patient ID Re-attending between 3 & 9 months - Children	287	692	41.5%	44.8%	48.8%	58.9%
% of FP17s for the same patient ID Re-attending between 3 & 9 months - Adults	784	2,185	35.9%	37.3%	39.3%	51.6%
% of FP17s for Band 1 Urgent Courses	321	2,370	13.5%	10.9%	10.6%	8.9%
% of FP17s Relating to Free Repair or Replacements	24	2,370	1.0%	0.5%	0.5%	0.8%
% of FP17s Relating to Continuations	11	2,370	0.5%	0.7%	0.7%	0.9%
% of Patients satisfied with the dentistry they have received	8	8	N/A	91.0%	90.4%	93.2%
% of Patients satisfied with the time they had to wait for an appointment	7	8	N/A	83.8%	85.3%	88.8%

* This is based on patients treated on this contract for their most recent course of treatment. Figures in italics indicate the base number of FP17s or Patient Questionnaire responses are less than 100. N/A is shown where the base number of responses is less than 10 during the period. % is calculated as Quantity/Base number*100

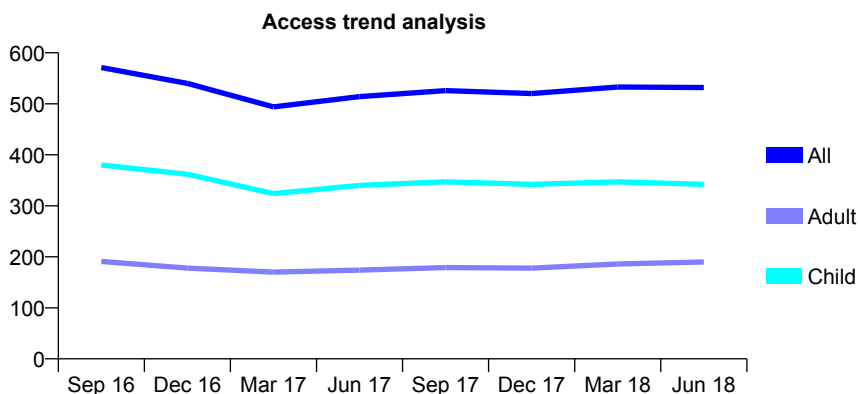
Q61 - Vital Signs At a Glance Contract Report for 307386/0001 - June 2018

Name or company name	Meeson Family Dental Practice
Contract type name	GDS Contract
Purpose of contract	General
Contract start date	01/04/2006
Contract end date	

18/19 Contracted general activity (UDA)	1,900
Carry forward general activity (UDA)	0
18/19 Contracted orthodontic activity (UOA)	0
Carry forward orthodontic activity (UOA)	0
Baseline contract value	£39,829.84

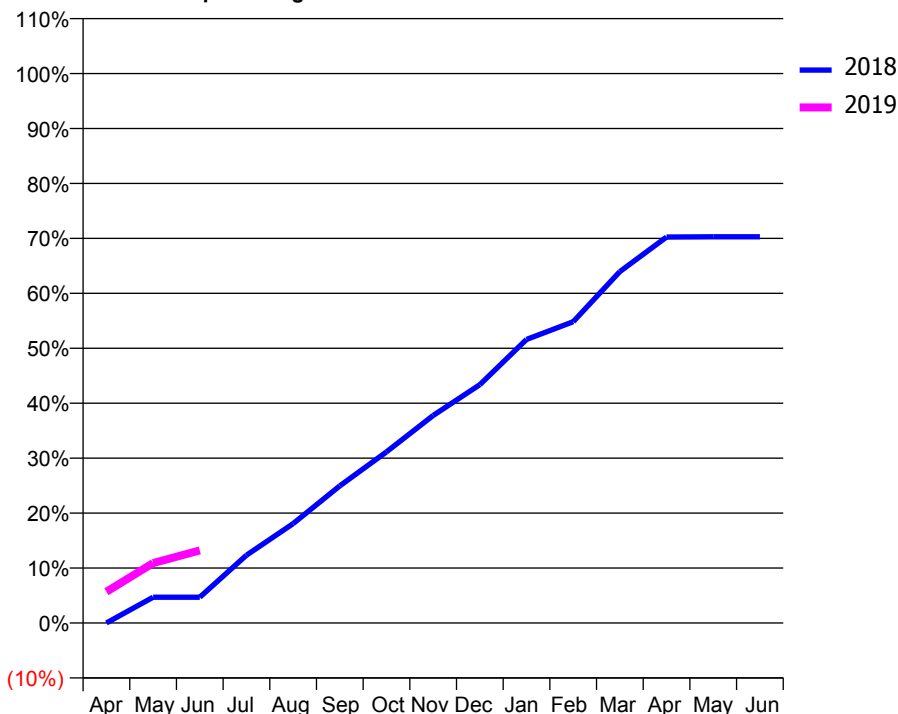
ACCESS*

Patients seen in 24 months	Total	Change since previous quarter
Quarter ending June 2017	514	
Quarter ending September 2017	526	↑
Quarter ending December 2017	520	↓
Quarter ending March 2018	533	↑
Quarter ending June 2018	532	→
Variance since June 2017	3.5%	↑



ACTIVITY

Cumulative percentage of contracted UDA delivered 2018 & 2019



Adjusted Scheduled Activity (UDA)

Month	2018	2019
April	0	108
May	89	207
June	89	251
July	235	
August	344	
September	474	
October	592	
November	718	
December	824	
January	980	
February	1,042	
March	1,215	
April	1,334	
May	1,335	
June	1,335	

QUALITY

	Quantity	Base Number	Contract	AT	Region	England
% of FP17s for the same patient ID Re-attending within 3 months - Children	2	112	1.8%	10.5%	11.5%	11.5%
% of FP17s for the same patient ID Re-attending within 3 months - Adults	6	50	12.0%	15.7%	16.6%	15.4%
% of FP17s for the same patient ID Re-attending between 3 & 9 months - Children	59	112	52.7%	44.8%	48.8%	58.9%
% of FP17s for the same patient ID Re-attending between 3 & 9 months - Adults	10	50	20.0%	37.3%	39.3%	51.6%
% of FP17s for Band 1 Urgent Courses	5	112	4.5%	10.9%	10.6%	8.9%
% of FP17s Relating to Free Repair or Replacements	0	112	0.0%	0.5%	0.5%	0.8%
% of FP17s Relating to Continuations	0	112	0.0%	0.7%	0.7%	0.9%
% of Patients satisfied with the dentistry they have received	0	0	N/A	91.0%	90.4%	93.2%
% of Patients satisfied with the time they had to wait for an appointment	0	0	N/A	83.8%	85.3%	88.8%

* This is based on patients treated on this contract for their most recent course of treatment. Figures in italics indicate the base number of FP17s or Patient Questionnaire responses are less than 100. N/A is shown where the base number of responses is less than 10 during the period. % is calculated as Quantity/Base number*100

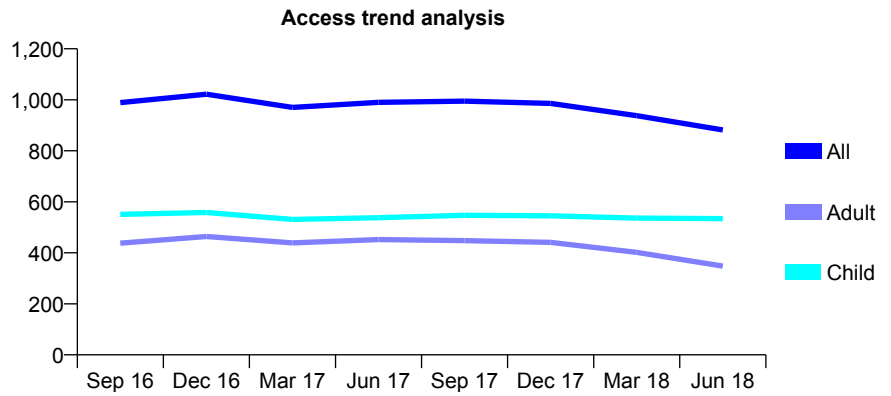
Q61 - Vital Signs At a Glance Contract Report for 308536/0001 - June 2018

Name or company name	MR AR ROSS
Contract type name	GDS Contract
Purpose of contract	General
Contract start date	01/04/2006
Contract end date	

18/19 Contracted general activity (UDA)	1,393
Carry forward general activity (UDA)	0
18/19 Contracted orthodontic activity (UOA)	0
Carry forward orthodontic activity (UOA)	0
Baseline contract value	£29,268.23

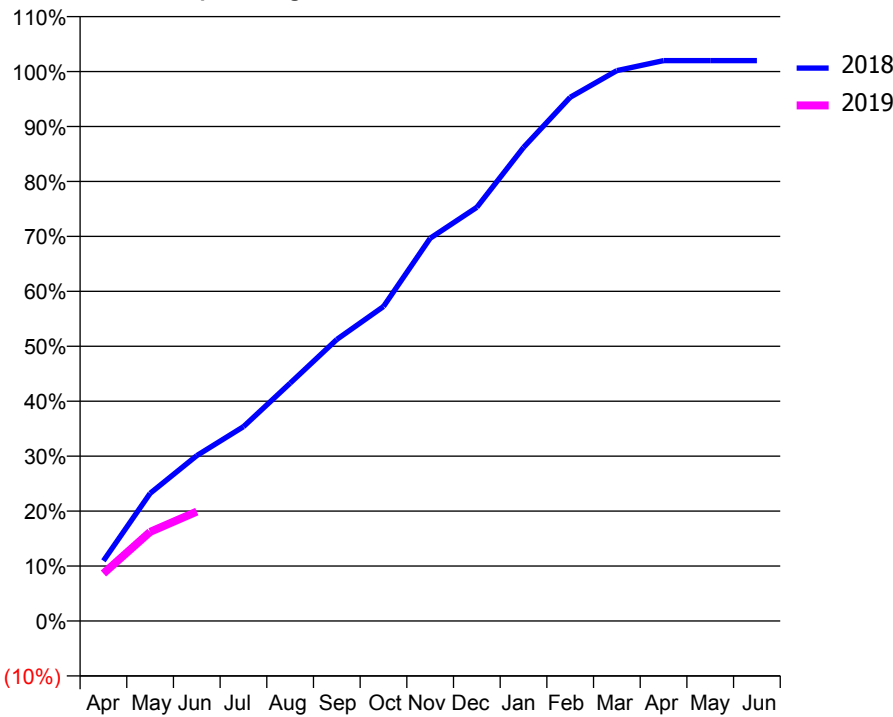
ACCESS*

Patients seen in 24 months	Total	Change since previous quarter
Quarter ending June 2017	990	
Quarter ending September 2017	995	→
Quarter ending December 2017	986	→
Quarter ending March 2018	938	↓
Quarter ending June 2018	882	↓
Variance since June 2017	(10.9%)	↓



ACTIVITY

Cumulative percentage of contracted UDA delivered 2018 & 2019



Month	Adjusted Scheduled Activity (UDA)	
	2018	2019
April	153	121
May	324	226
June	419	277
July	493	
August	603	
September	714	
October	797	
November	970	
December	1,049	
January	1,200	
February	1,328	
March	1,395	
April	1,421	
May	1,421	
June	1,421	

QUALITY

	Quantity	Base Number	Contract	AT	Region	England
% of FP17s for the same patient ID Re-attending within 3 months - Children	11	177	6.2%	10.5%	11.5%	11.5%
% of FP17s for the same patient ID Re-attending within 3 months - Adults	7	69	10.1%	15.7%	16.6%	15.4%
% of FP17s for the same patient ID Re-attending between 3 & 9 months - Children	108	177	61.0%	44.8%	48.8%	58.9%
% of FP17s for the same patient ID Re-attending between 3 & 9 months - Adults	37	69	53.6%	37.3%	39.3%	51.6%
% of FP17s for Band 1 Urgent Courses	7	227	3.1%	10.9%	10.6%	8.9%
% of FP17s Relating to Free Repair or Replacements	0	227	0.0%	0.5%	0.5%	0.8%
% of FP17s Relating to Continuations	0	227	0.0%	0.7%	0.7%	0.9%
% of Patients satisfied with the dentistry they have received	0	0	N/A	91.0%	90.4%	93.2%
% of Patients satisfied with the time they had to wait for an appointment	0	0	N/A	83.8%	85.3%	88.8%

* This is based on patients treated on this contract for their most recent course of treatment. Figures in italics indicate the base number of FP17s or Patient Questionnaire responses are less than 100. N/A is shown where the base number of responses is less than 10 during the period. % is calculated as Quantity/Base number*100

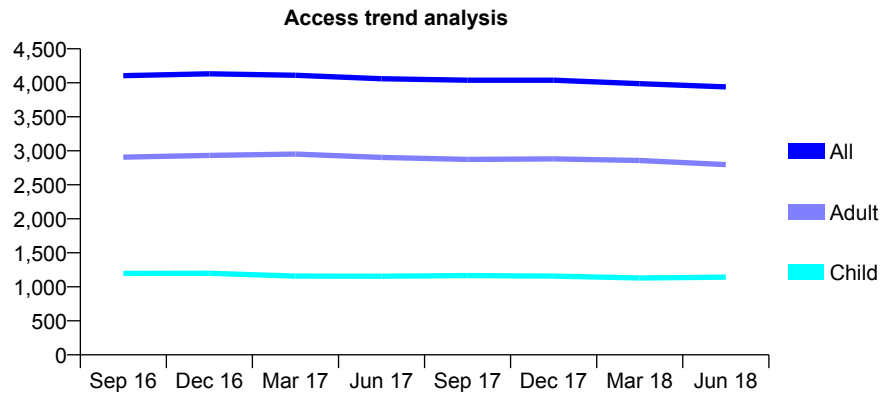
Q61 - Vital Signs At a Glance Contract Report for 310093/0001 - June 2018

Name or company name	MR DG BORODA
Contract type name	GDS Contract
Purpose of contract	General
Contract start date	01/04/2006
Contract end date	

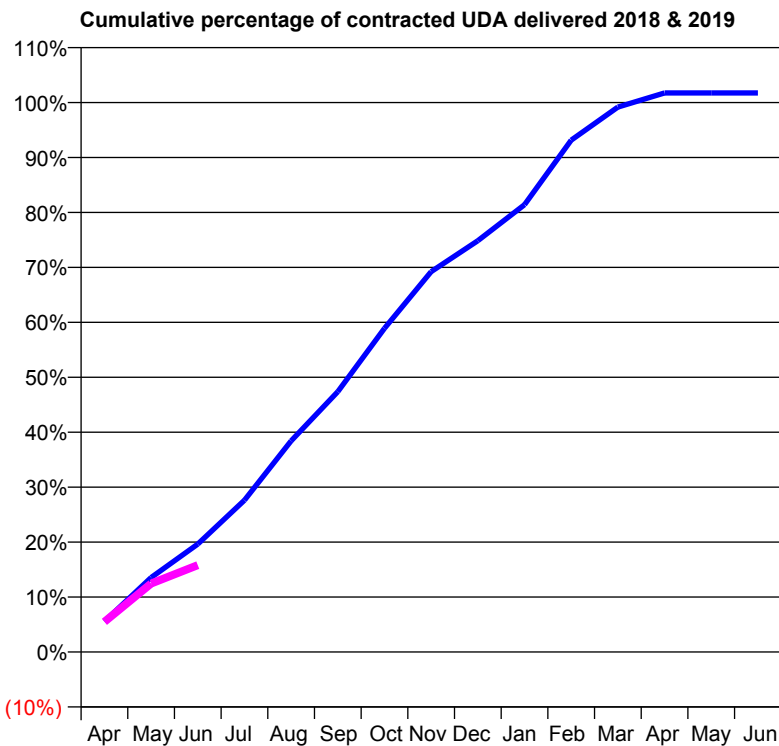
18/19 Contracted general activity (UDA)	10,534
Carry forward general activity (UDA)	0
18/19 Contracted orthodontic activity (UOA)	0
Carry forward orthodontic activity (UOA)	0
Baseline contract value	£287,567.09

ACCESS*

Patients seen in 24 months	Total	Change since previous quarter
Quarter ending June 2017	4,059	
Quarter ending September 2017	4,039	→
Quarter ending December 2017	4,038	→
Quarter ending March 2018	3,988	↓
Quarter ending June 2018	3,940	↓
Variance since June 2017	(2.9%)	↓



ACTIVITY



Month	Adjusted Scheduled Activity (UDA)	
	2018	2019
April	587	579
May	1,427	1,312
June	2,070	1,666
July	2,911	
August	4,048	
September	4,991	
October	6,205	
November	7,292	
December	7,884	
January	8,574	
February	9,813	
March	10,447	
April	10,718	
May	10,718	
June	10,718	

QUALITY

	Quantity	Base Number	Contract	AT	Region	England
% of FP17s for the same patient ID Re-attending within 3 months - Children	14	272	5.1%	10.5%	11.5%	11.5%
% of FP17s for the same patient ID Re-attending within 3 months - Adults	52	507	10.3%	15.7%	16.6%	15.4%
% of FP17s for the same patient ID Re-attending between 3 & 9 months - Children	130	272	47.8%	44.8%	48.8%	58.9%
% of FP17s for the same patient ID Re-attending between 3 & 9 months - Adults	237	507	46.7%	37.3%	39.3%	51.6%
% of FP17s for Band 1 Urgent Courses	47	694	6.8%	10.9%	10.6%	8.9%
% of FP17s Relating to Free Repair or Replacements	0	694	0.0%	0.5%	0.5%	0.8%
% of FP17s Relating to Continuations	6	694	0.9%	0.7%	0.7%	0.9%
% of Patients satisfied with the dentistry they have received	1	1	N/A	91.0%	90.4%	93.2%
% of Patients satisfied with the time they had to wait for an appointment	1	1	N/A	83.8%	85.3%	88.8%

* This is based on patients treated on this contract for their most recent course of treatment. Figures in italics indicate the base number of FP17s or Patient Questionnaire responses are less than 100. N/A is shown where the base number of responses is less than 10 during the period. % is calculated as Quantity/Base number*100

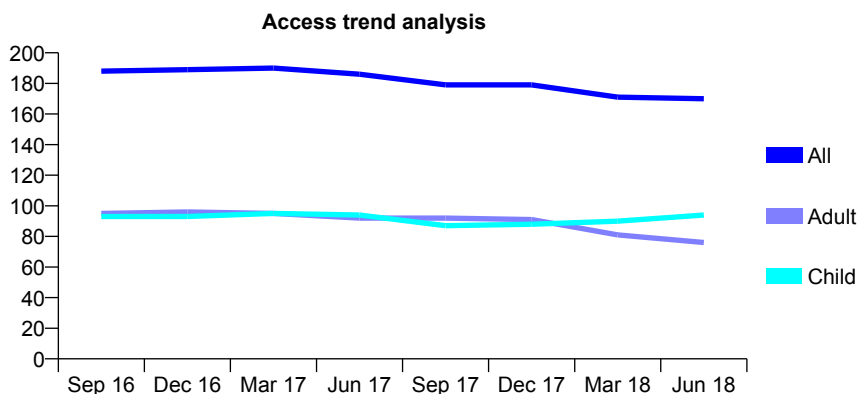
Q61 - Vital Signs At a Glance Contract Report for 319694/0001 - June 2018

Name or company name	MR A LANGDON
Contract type name	GDS Contract
Purpose of contract	General
Contract start date	01/04/2006
Contract end date	

18/19 Contracted general activity (UDA)	350
Carry forward general activity (UDA)	0
18/19 Contracted orthodontic activity (UOA)	0
Carry forward orthodontic activity (UOA)	0
Baseline contract value	£7,942.41

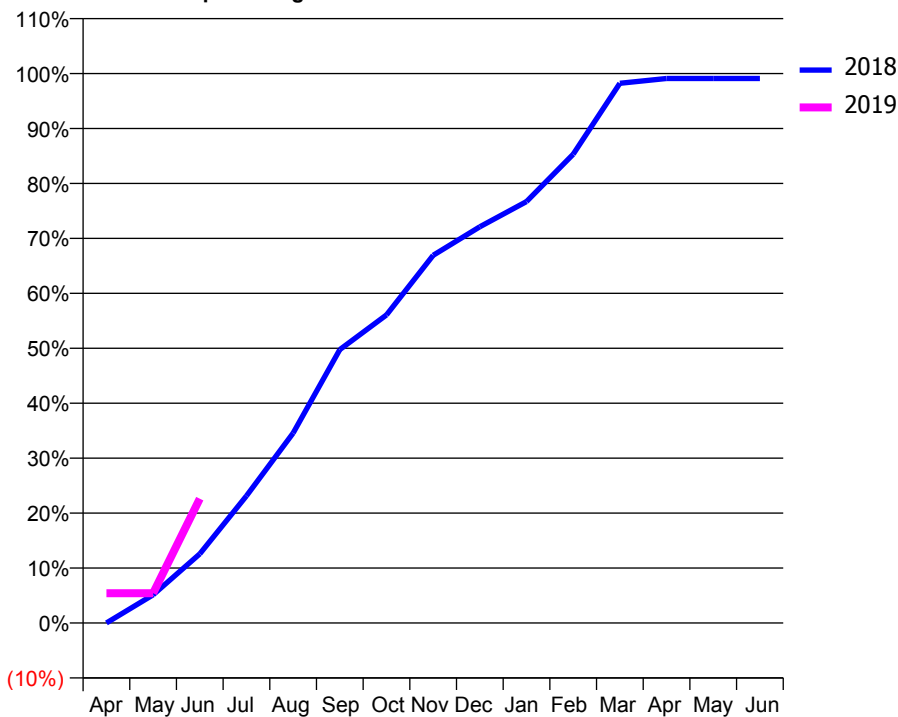
ACCESS*

Patients seen in 24 months	Total	Change since previous quarter
Quarter ending June 2017	186	
Quarter ending September 2017	179	↓
Quarter ending December 2017	179	→
Quarter ending March 2018	171	↓
Quarter ending June 2018	170	→
Variance since June 2017	(8.6%)	↓



ACTIVITY

Cumulative percentage of contracted UDA delivered 2018 & 2019



Adjusted Scheduled Activity (UDA)

Month	2018	2019
April	0	19
May	18	19
June	44	79
July	81	
August	121	
September	174	
October	196	
November	234	
December	252	
January	268	
February	299	
March	344	
April	347	
May	347	
June	347	

QUALITY

	Quantity	Base Number	Contract	AT	Region	England
% of FP17s for the same patient ID Re-attending within 3 months - Children	2	23	8.7%	10.5%	11.5%	11.5%
% of FP17s for the same patient ID Re-attending within 3 months - Adults	3	17	17.6%	15.7%	16.6%	15.4%
% of FP17s for the same patient ID Re-attending between 3 & 9 months - Children	8	23	34.8%	44.8%	48.8%	58.9%
% of FP17s for the same patient ID Re-attending between 3 & 9 months - Adults	4	17	23.5%	37.3%	39.3%	51.6%
% of FP17s for Band 1 Urgent Courses	1	39	2.6%	10.9%	10.6%	8.9%
% of FP17s Relating to Free Repair or Replacements	2	39	5.1%	0.5%	0.5%	0.8%
% of FP17s Relating to Continuations	0	39	0.0%	0.7%	0.7%	0.9%
% of Patients satisfied with the dentistry they have received	0	0	N/A	91.0%	90.4%	93.2%
% of Patients satisfied with the time they had to wait for an appointment	0	0	N/A	83.8%	85.3%	88.8%

* This is based on patients treated on this contract for their most recent course of treatment. Figures in italics indicate the base number of FP17s or Patient Questionnaire responses are less than 100. N/A is shown where the base number of responses is less than 10 during the period. % is calculated as Quantity/Base number*100

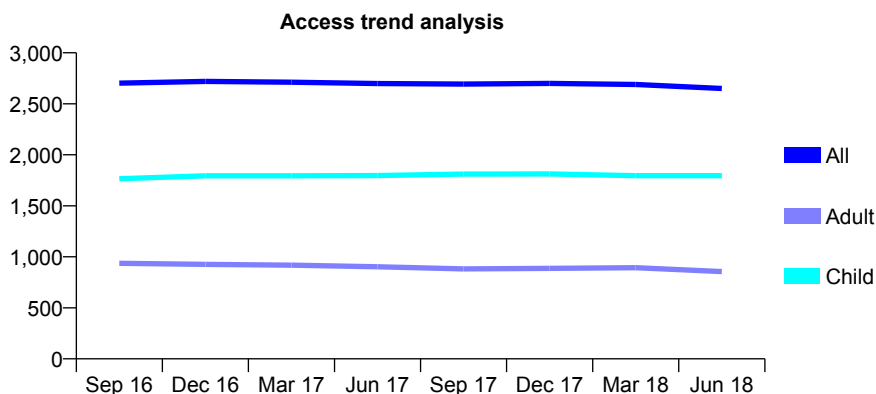
Q61 - Vital Signs At a Glance Contract Report for 325775/0001 - June 2018

Name or company name	MR R BABBAR
Contract type name	GDS Contract
Purpose of contract	General
Contract start date	01/04/2006
Contract end date	

18/19 Contracted general activity (UDA)	5,818
Carry forward general activity (UDA)	0
18/19 Contracted orthodontic activity (UOA)	0
Carry forward orthodontic activity (UOA)	0
Baseline contract value	£152,738.75

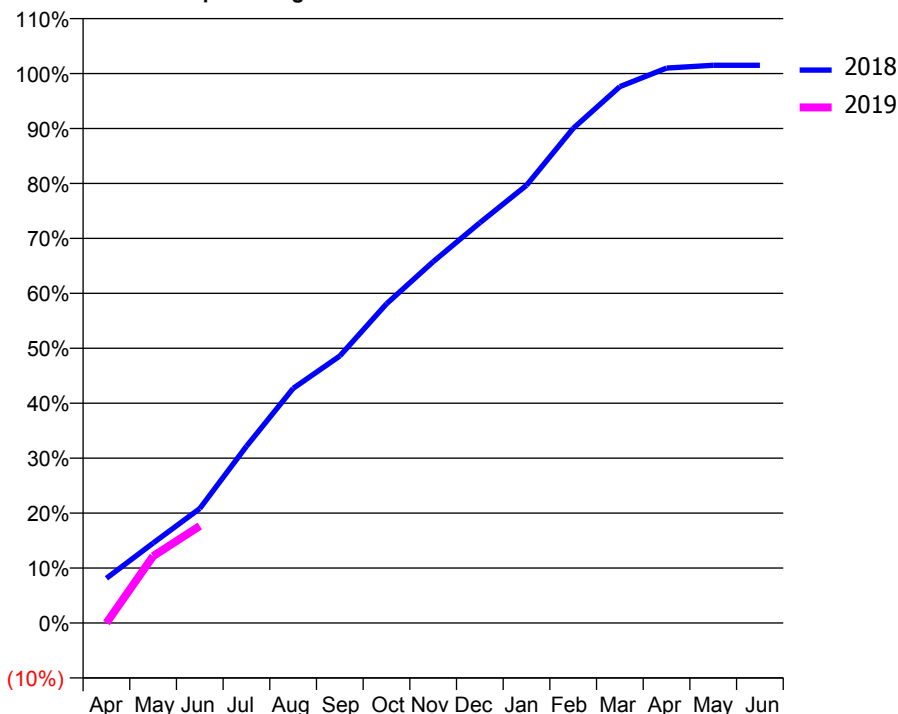
ACCESS*

Patients seen in 24 months	Total	Change since previous quarter
Quarter ending June 2017	2,699	
Quarter ending September 2017	2,693	→
Quarter ending December 2017	2,700	→
Quarter ending March 2018	2,690	→
Quarter ending June 2018	2,650	↓
Variance since June 2017	(1.8%)	↓



ACTIVITY

Cumulative percentage of contracted UDA delivered 2018 & 2019



Month	Adjusted Scheduled Activity (UDA)	
	2018	2019
April	474	0
May	846	708
June	1,211	1,027
July	1,872	
August	2,485	
September	2,828	
October	3,380	
November	3,825	
December	4,238	
January	4,635	
February	5,237	
March	5,679	
April	5,875	
May	5,906	
June	5,906	

QUALITY

	Quantity	Base Number	Contract	AT	Region	England
% of FP17s for the same patient ID Re-attending within 3 months - Children	26	520	5.0%	10.5%	11.5%	11.5%
% of FP17s for the same patient ID Re-attending within 3 months - Adults	62	203	30.5%	15.7%	16.6%	15.4%
% of FP17s for the same patient ID Re-attending between 3 & 9 months - Children	239	520	46.0%	44.8%	48.8%	58.9%
% of FP17s for the same patient ID Re-attending between 3 & 9 months - Adults	65	203	32.0%	37.3%	39.3%	51.6%
% of FP17s for Band 1 Urgent Courses	50	621	8.1%	10.9%	10.6%	8.9%
% of FP17s Relating to Free Repair or Replacements	0	621	0.0%	0.5%	0.5%	0.8%
% of FP17s Relating to Continuations	5	621	0.8%	0.7%	0.7%	0.9%
% of Patients satisfied with the dentistry they have received	1	1	N/A	91.0%	90.4%	93.2%
% of Patients satisfied with the time they had to wait for an appointment	1	1	N/A	83.8%	85.3%	88.8%

* This is based on patients treated on this contract for their most recent course of treatment. Figures in italics indicate the base number of FP17s or Patient Questionnaire responses are less than 100. N/A is shown where the base number of responses is less than 10 during the period. % is calculated as Quantity/Base number*100

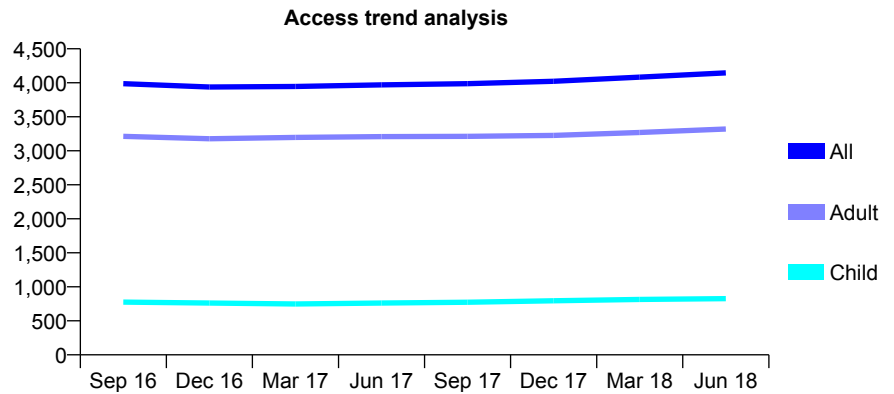
Q61 - Vital Signs At a Glance Contract Report for 326216/0001 - June 2018

Name or company name	MR LC WONG
Contract type name	GDS Contract
Purpose of contract	General
Contract start date	01/04/2006
Contract end date	

18/19 Contracted general activity (UDA)	14,316
Carry forward general activity (UDA)	0
18/19 Contracted orthodontic activity (UOA)	0
Carry forward orthodontic activity (UOA)	0
Baseline contract value	£354,557.84

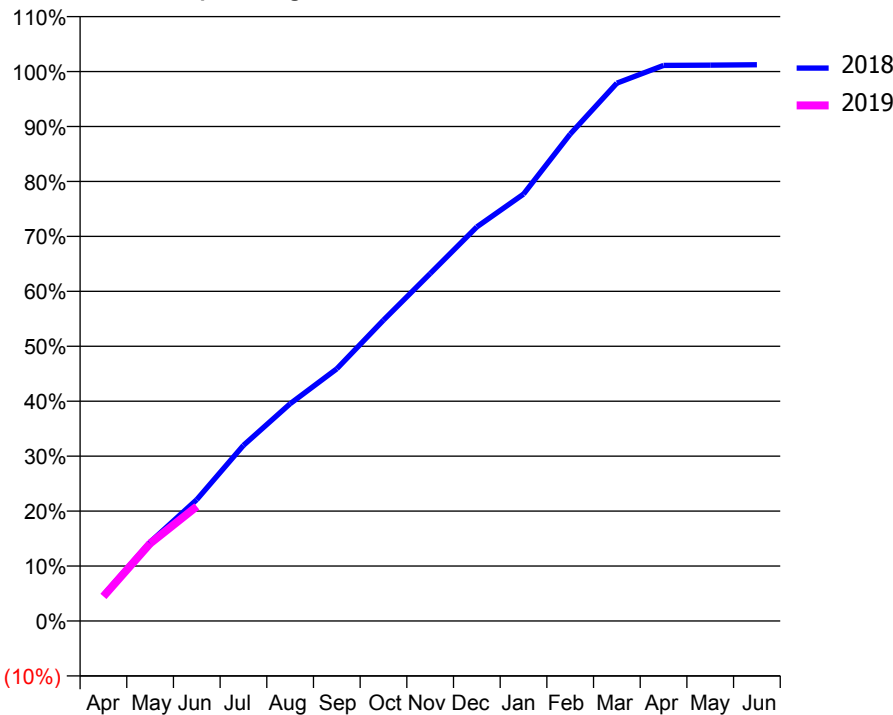
ACCESS*

Patients seen in 24 months	Total	Change since previous quarter
Quarter ending June 2017	3,970	
Quarter ending September 2017	3,987	→
Quarter ending December 2017	4,023	→
Quarter ending March 2018	4,084	→
Quarter ending June 2018	4,147	→
Variance since June 2017	4.5%	↑



ACTIVITY

Cumulative percentage of contracted UDA delivered 2018 & 2019



Month	Adjusted Scheduled Activity (UDA)	
	2018	2019
April	675	639
May	2,054	2,022
June	3,162	2,985
July	4,576	
August	5,661	
September	6,570	
October	7,839	
November	9,051	
December	10,268	
January	11,121	
February	12,686	
March	14,012	
April	14,476	
May	14,482	
June	14,493	

QUALITY

	Quantity	Base Number	Contract	AT	Region	England
% of FP17s for the same patient ID Re-attending within 3 months - Children	21	265	7.9%	10.5%	11.5%	11.5%
% of FP17s for the same patient ID Re-attending within 3 months - Adults	150	1,026	14.6%	15.7%	16.6%	15.4%
% of FP17s for the same patient ID Re-attending between 3 & 9 months - Children	145	265	54.7%	44.8%	48.8%	58.9%
% of FP17s for the same patient ID Re-attending between 3 & 9 months - Adults	460	1,026	44.8%	37.3%	39.3%	51.6%
% of FP17s for Band 1 Urgent Courses	77	1,105	7.0%	10.9%	10.6%	8.9%
% of FP17s Relating to Free Repair or Replacements	14	1,105	1.3%	0.5%	0.5%	0.8%
% of FP17s Relating to Continuations	20	1,105	1.8%	0.7%	0.7%	0.9%
% of Patients satisfied with the dentistry they have received	1	1	N/A	91.0%	90.4%	93.2%
% of Patients satisfied with the time they had to wait for an appointment	1	1	N/A	83.8%	85.3%	88.8%

* This is based on patients treated on this contract for their most recent course of treatment. Figures in italics indicate the base number of FP17s or Patient Questionnaire responses are less than 100. N/A is shown where the base number of responses is less than 10 during the period. % is calculated as Quantity/Base number*100

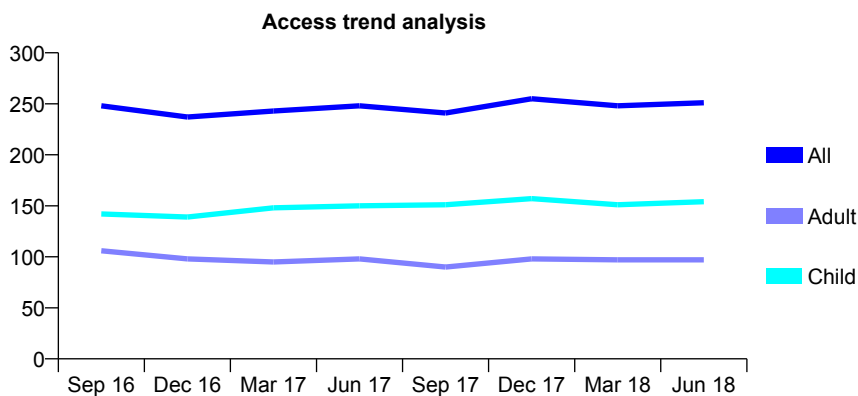
Q61 - Vital Signs At a Glance Contract Report for 327948/0001 - June 2018

Name or company name	The Hazelwood Dental Practice
Contract type name	GDS Contract
Purpose of contract	General
Contract start date	01/04/2006
Contract end date	

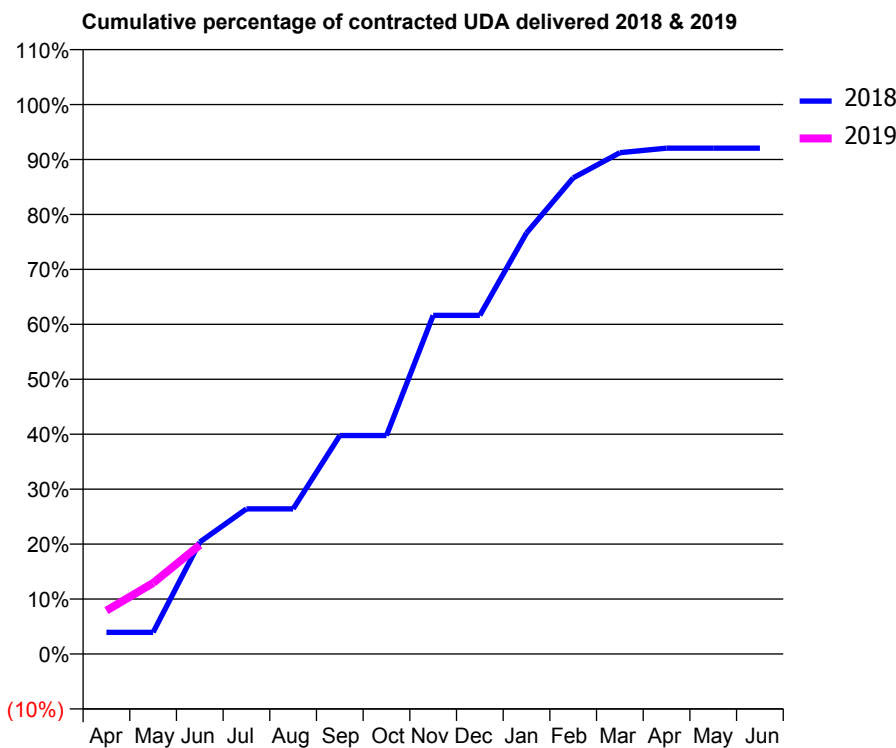
18/19 Contracted general activity (UDA)	481
Carry forward general activity (UDA)	0
18/19 Contracted orthodontic activity (UOA)	0
Carry forward orthodontic activity (UOA)	0
Baseline contract value	£11,906.25

ACCESS*

Patients seen in 24 months	Total	Change since previous quarter
Quarter ending June 2017	248	
Quarter ending September 2017	241	↓
Quarter ending December 2017	255	↑
Quarter ending March 2018	248	↓
Quarter ending June 2018	251	→
Variance since June 2017	1.2%	→



ACTIVITY



Adjusted Scheduled Activity (UDA)		
Month	2018	2019
April	19	38
May	19	62
June	98	95
July	127	
August	127	
September	191	
October	191	
November	296	
December	296	
January	369	
February	417	
March	439	
April	443	
May	443	
June	443	

QUALITY

	Quantity	Base Number	Contract	AT	Region	England
% of FP17s for the same patient ID Re-attending within 3 months - Children	1	60	1.7%	10.5%	11.5%	11.5%
% of FP17s for the same patient ID Re-attending within 3 months - Adults	1	21	4.8%	15.7%	16.6%	15.4%
% of FP17s for the same patient ID Re-attending between 3 & 9 months - Children	34	60	56.7%	44.8%	48.8%	58.9%
% of FP17s for the same patient ID Re-attending between 3 & 9 months - Adults	14	21	66.7%	37.3%	39.3%	51.6%
% of FP17s for Band 1 Urgent Courses	2	75	2.7%	10.9%	10.6%	8.9%
% of FP17s Relating to Free Repair or Replacements	0	75	0.0%	0.5%	0.5%	0.8%
% of FP17s Relating to Continuations	0	75	0.0%	0.7%	0.7%	0.9%
% of Patients satisfied with the dentistry they have received	0	0	N/A	91.0%	90.4%	93.2%
% of Patients satisfied with the time they had to wait for an appointment	0	0	N/A	83.8%	85.3%	88.8%

* This is based on patients treated on this contract for their most recent course of treatment. Figures in italics indicate the base number of FP17s or Patient Questionnaire responses are less than 100. N/A is shown where the base number of responses is less than 10 during the period. % is calculated as Quantity/Base number*100

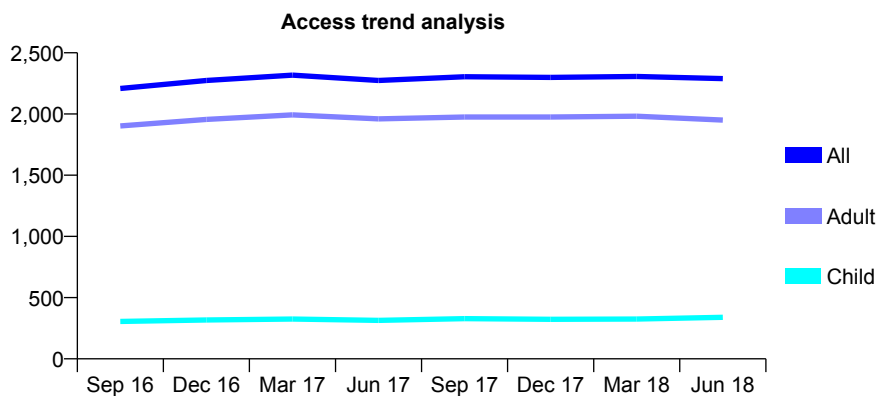
Q61 - Vital Signs At a Glance Contract Report for 328766/0001 - June 2018

Name or company name	MR RB TRAVERS
Contract type name	GDS Contract
Purpose of contract	General
Contract start date	01/04/2006
Contract end date	

18/19 Contracted general activity (UDA)	8,132
Carry forward general activity (UDA)	0
18/19 Contracted orthodontic activity (UOA)	0
Carry forward orthodontic activity (UOA)	0
Baseline contract value	£251,432.36

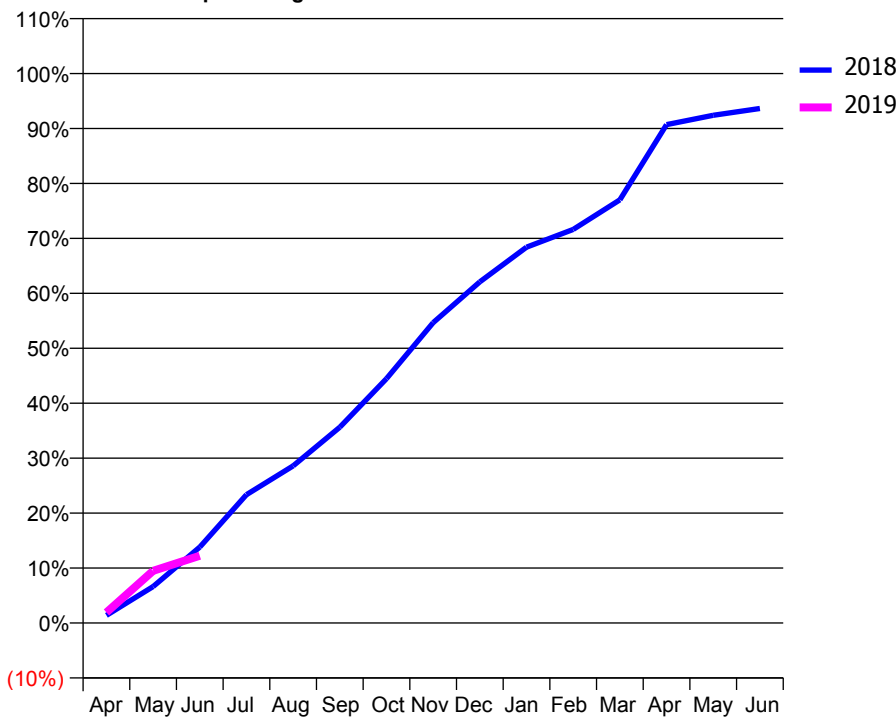
ACCESS*

Patients seen in 24 months	Total	Change since previous quarter
Quarter ending June 2017	2,274	
Quarter ending September 2017	2,304	→
Quarter ending December 2017	2,299	→
Quarter ending March 2018	2,307	→
Quarter ending June 2018	2,289	→
Variance since June 2017	0.7%	→



ACTIVITY

Cumulative percentage of contracted UDA delivered 2018 & 2019



Adjusted Scheduled Activity (UDA)

Month	2018	2019
April	113	157
May	541	772
June	1,123	995
July	1,900	
August	2,325	
September	2,898	
October	3,617	
November	4,444	
December	5,048	
January	5,563	
February	5,825	
March	6,262	
April	7,376	
May	7,514	
June	7,614	

QUALITY

	Quantity	Base Number	Contract	AT	Region	England
% of FP17s for the same patient ID Re-attending within 3 months - Children	5	95	5.3%	10.5%	11.5%	11.5%
% of FP17s for the same patient ID Re-attending within 3 months - Adults	42	518	8.1%	15.7%	16.6%	15.4%
% of FP17s for the same patient ID Re-attending between 3 & 9 months - Children	30	95	31.6%	44.8%	48.8%	58.9%
% of FP17s for the same patient ID Re-attending between 3 & 9 months - Adults	169	518	32.6%	37.3%	39.3%	51.6%
% of FP17s for Band 1 Urgent Courses	4	306	1.3%	10.9%	10.6%	8.9%
% of FP17s Relating to Free Repair or Replacements	6	306	2.0%	0.5%	0.5%	0.8%
% of FP17s Relating to Continuations	8	306	2.6%	0.7%	0.7%	0.9%
% of Patients satisfied with the dentistry they have received	0	0	N/A	91.0%	90.4%	93.2%
% of Patients satisfied with the time they had to wait for an appointment	0	0	N/A	83.8%	85.3%	88.8%

* This is based on patients treated on this contract for their most recent course of treatment. Figures in italics indicate the base number of FP17s or Patient Questionnaire responses are less than 100. N/A is shown where the base number of responses is less than 10 during the period. % is calculated as Quantity/Base number*100

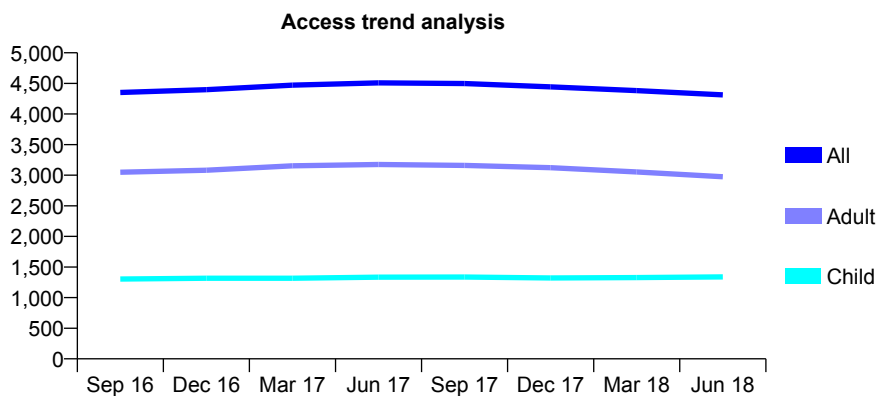
Q61 - Vital Signs At a Glance Contract Report for 329665/0002 - June 2018

Name or company name	MR A GANDECHA
Contract type name	GDS Contract
Purpose of contract	General
Contract start date	01/04/2006
Contract end date	

18/19 Contracted general activity (UDA)	14,047
Carry forward general activity (UDA)	0
18/19 Contracted orthodontic activity (UOA)	0
Carry forward orthodontic activity (UOA)	0
Baseline contract value	£365,705.76

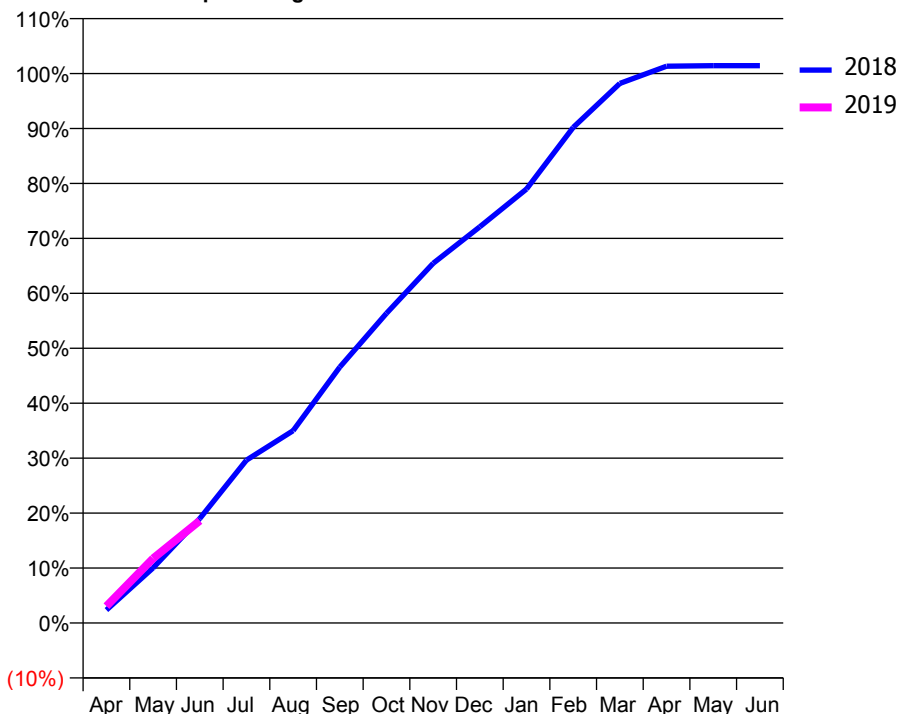
ACCESS*

Patients seen in 24 months	Total	Change since previous quarter
Quarter ending June 2017	4,509	
Quarter ending September 2017	4,497	→
Quarter ending December 2017	4,444	↓
Quarter ending March 2018	4,382	↓
Quarter ending June 2018	4,312	↓
Variance since June 2017	(4.4%)	↓



ACTIVITY

Cumulative percentage of contracted UDA delivered 2018 & 2019



Month	Adjusted Scheduled Activity (UDA)	
	2018	2019
April	334	430
May	1,409	1,651
June	2,671	2,616
July	4,164	
August	4,918	
September	6,544	
October	7,918	
November	9,196	
December	10,128	
January	11,094	
February	12,667	
March	13,794	
April	14,235	
May	14,248	
June	14,248	

QUALITY

	Quantity	Base Number	Contract	AT	Region	England
% of FP17s for the same patient ID Re-attending within 3 months - Children	60	451	13.3%	10.5%	11.5%	11.5%
% of FP17s for the same patient ID Re-attending within 3 months - Adults	141	778	18.1%	15.7%	16.6%	15.4%
% of FP17s for the same patient ID Re-attending between 3 & 9 months - Children	236	451	52.3%	44.8%	48.8%	58.9%
% of FP17s for the same patient ID Re-attending between 3 & 9 months - Adults	369	778	47.4%	37.3%	39.3%	51.6%
% of FP17s for Band 1 Urgent Courses	87	1,065	8.2%	10.9%	10.6%	8.9%
% of FP17s Relating to Free Repair or Replacements	8	1,065	0.8%	0.5%	0.5%	0.8%
% of FP17s Relating to Continuations	7	1,065	0.7%	0.7%	0.7%	0.9%
% of Patients satisfied with the dentistry they have received	5	5	N/A	91.0%	90.4%	93.2%
% of Patients satisfied with the time they had to wait for an appointment	5	5	N/A	83.8%	85.3%	88.8%

* This is based on patients treated on this contract for their most recent course of treatment. Figures in italics indicate the base number of FP17s or Patient Questionnaire responses are less than 100. N/A is shown where the base number of responses is less than 10 during the period. % is calculated as Quantity/Base number*100

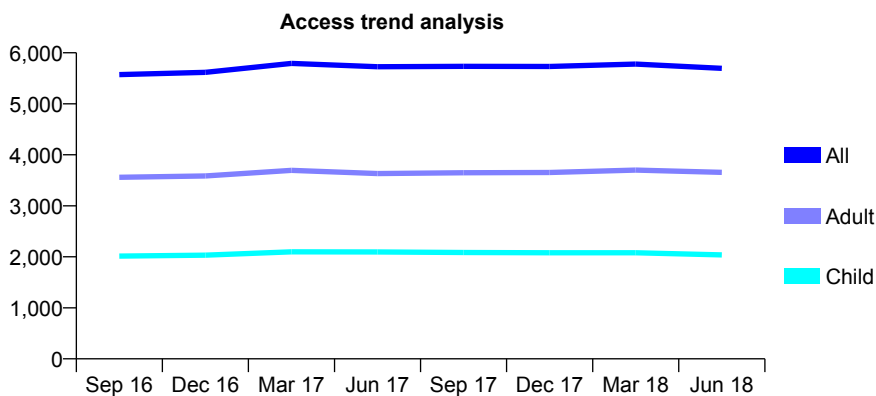
Q61 - Vital Signs At a Glance Contract Report for 332542/0001 - June 2018

Name or company name	MR V BAKSHI
Contract type name	GDS Contract
Purpose of contract	General
Contract start date	01/04/2006
Contract end date	

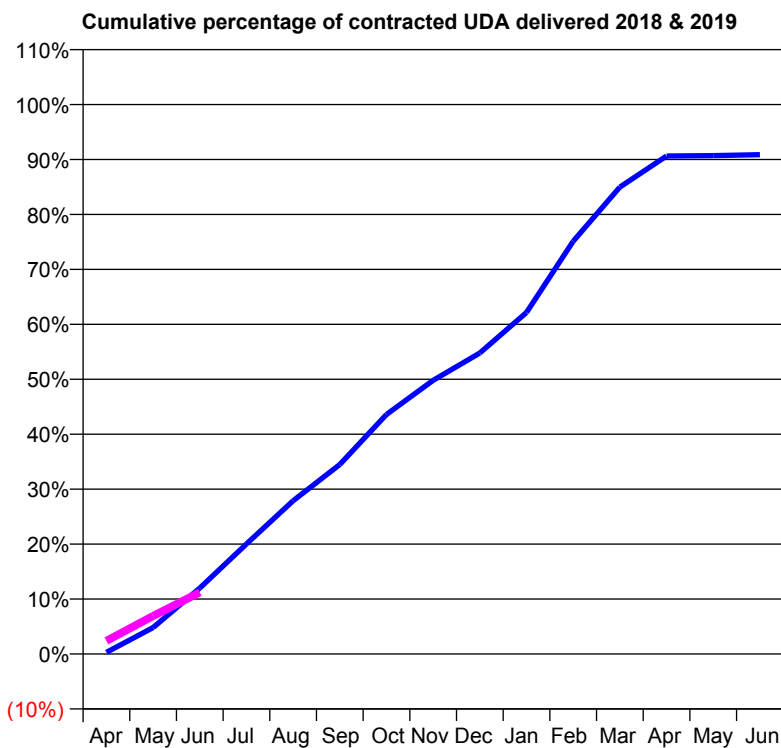
18/19 Contracted general activity (UDA)	12,606
Carry forward general activity (UDA)	0
18/19 Contracted orthodontic activity (UOA)	0
Carry forward orthodontic activity (UOA)	0
Baseline contract value	£342,367.90

ACCESS*

Patients seen in 24 months	Total	Change since previous quarter
Quarter ending June 2017	5,727	
Quarter ending September 2017	5,735	→
Quarter ending December 2017	5,733	→
Quarter ending March 2018	5,780	→
Quarter ending June 2018	5,695	↓
Variance since June 2017	(0.6%)	→



ACTIVITY



Month	Adjusted Scheduled Activity (UDA)	
	2018	2019
April	39	302
May	606	873
June	1,514	1,416
July	2,526	
August	3,517	
September	4,348	
October	5,496	
November	6,278	
December	6,906	
January	7,836	
February	9,468	
March	10,711	
April	11,426	
May	11,435	
June	11,455	

QUALITY

	Quantity	Base Number	Contract	AT	Region	England
% of FP17s for the same patient ID Re-attending within 3 months - Children	22	370	5.9%	10.5%	11.5%	11.5%
% of FP17s for the same patient ID Re-attending within 3 months - Adults	60	592	10.1%	15.7%	16.6%	15.4%
% of FP17s for the same patient ID Re-attending between 3 & 9 months - Children	99	370	26.8%	44.8%	48.8%	58.9%
% of FP17s for the same patient ID Re-attending between 3 & 9 months - Adults	138	592	23.3%	37.3%	39.3%	51.6%
% of FP17s for Band 1 Urgent Courses	56	595	9.4%	10.9%	10.6%	8.9%
% of FP17s Relating to Free Repair or Replacements	1	595	0.2%	0.5%	0.5%	0.8%
% of FP17s Relating to Continuations	3	595	0.5%	0.7%	0.7%	0.9%
% of Patients satisfied with the dentistry they have received	3	3	N/A	91.0%	90.4%	93.2%
% of Patients satisfied with the time they had to wait for an appointment	2	3	N/A	83.8%	85.3%	88.8%

* This is based on patients treated on this contract for their most recent course of treatment. Figures in italics indicate the base number of FP17s or Patient Questionnaire responses are less than 100. N/A is shown where the base number of responses is less than 10 during the period. % is calculated as Quantity/Base number*100

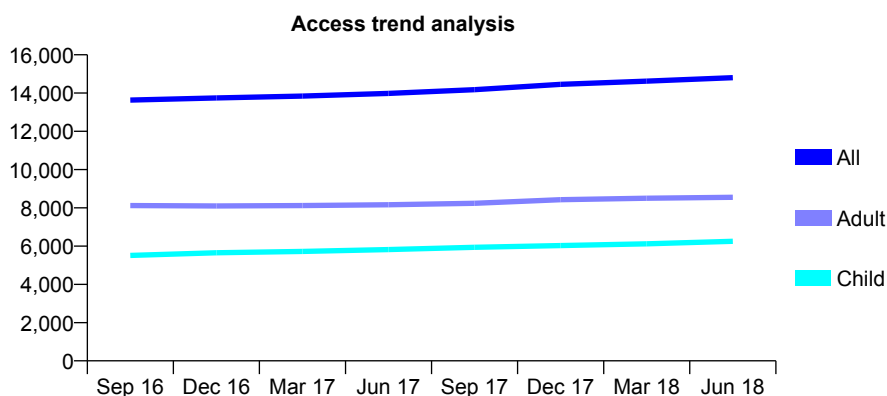
Q61 - Vital Signs At a Glance Contract Report for 332852/0001 - June 2018

Name or company name	SHARANJIT KAUR DHINDSA and JAYEST
Contract type name	GDS Contract
Purpose of contract	General
Contract start date	01/05/2013
Contract end date	

18/19 Contracted general activity (UDA)	33,873
Carry forward general activity (UDA)	0
18/19 Contracted orthodontic activity (UOA)	0
Carry forward orthodontic activity (UOA)	0
Baseline contract value	£1,175,905.02

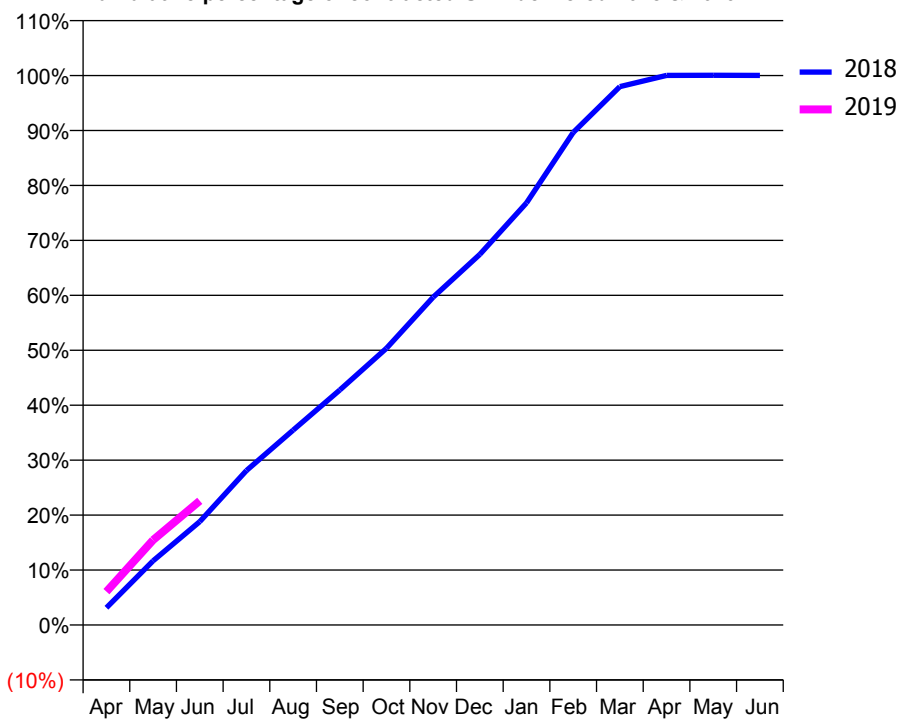
ACCESS*

Patients seen in 24 months	Total	Change since previous quarter
Quarter ending June 2017	13,979	
Quarter ending September 2017	14,174	→
Quarter ending December 2017	14,457	→
Quarter ending March 2018	14,621	→
Quarter ending June 2018	14,803	→
Variance since June 2017	5.9%	↑



ACTIVITY

Cumulative percentage of contracted UDA delivered 2018 & 2019



Month	Adjusted Scheduled Activity (UDA)	
	2018	2019
April	1,064	2,057
May	3,955	5,238
June	6,376	7,655
July	9,522	
August	12,017	
September	14,490	
October	17,059	
November	20,210	
December	22,844	
January	26,019	
February	30,356	
March	33,185	
April	33,882	
May	33,884	
June	33,882	

QUALITY

	Quantity	Base Number	Contract	AT	Region	England
% of FP17s for the same patient ID Re-attending within 3 months - Children	111	1,827	6.1%	10.5%	11.5%	11.5%
% of FP17s for the same patient ID Re-attending within 3 months - Adults	278	2,049	13.6%	15.7%	16.6%	15.4%
% of FP17s for the same patient ID Re-attending between 3 & 9 months - Children	755	1,827	41.3%	44.8%	48.8%	58.9%
% of FP17s for the same patient ID Re-attending between 3 & 9 months - Adults	798	2,049	38.9%	37.3%	39.3%	51.6%
% of FP17s for Band 1 Urgent Courses	357	3,541	10.1%	10.9%	10.6%	8.9%
% of FP17s Relating to Free Repair or Replacements	12	3,541	0.3%	0.5%	0.5%	0.8%
% of FP17s Relating to Continuations	3	3,541	0.1%	0.7%	0.7%	0.9%
% of Patients satisfied with the dentistry they have received	4	4	N/A	91.0%	90.4%	93.2%
% of Patients satisfied with the time they had to wait for an appointment	4	4	N/A	83.8%	85.3%	88.8%

* This is based on patients treated on this contract for their most recent course of treatment. Figures in italics indicate the base number of FP17s or Patient Questionnaire responses are less than 100. N/A is shown where the base number of responses is less than 10 during the period. % is calculated as Quantity/Base number*100

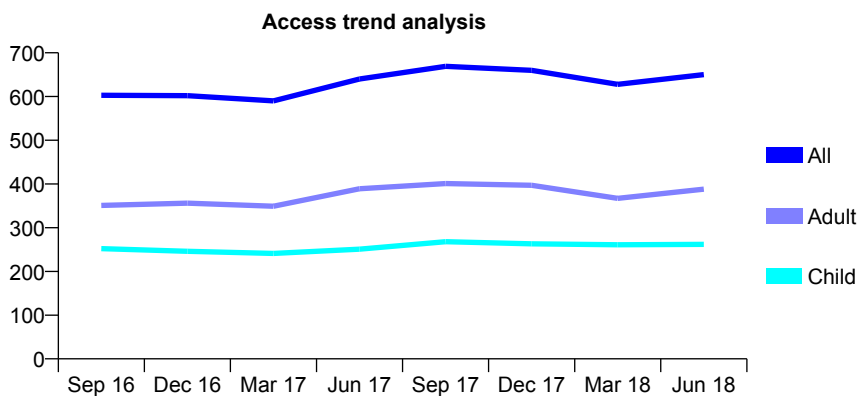
Q61 - Vital Signs At a Glance Contract Report for 334359/0001 - June 2018

Name or company name	MR A JARVID
Contract type name	GDS Contract
Purpose of contract	General
Contract start date	01/04/2006
Contract end date	

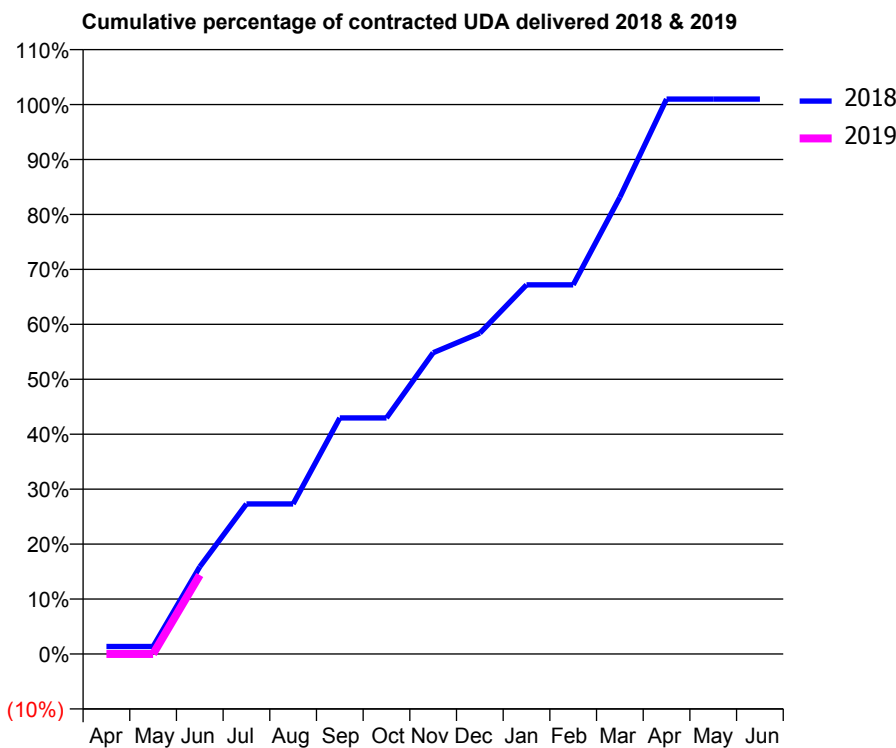
18/19 Contracted general activity (UDA)	1,322
Carry forward general activity (UDA)	0
18/19 Contracted orthodontic activity (UOA)	0
Carry forward orthodontic activity (UOA)	0
Baseline contract value	£41,772.01

ACCESS*

Patients seen in 24 months	Total	Change since previous quarter
Quarter ending June 2017	640	
Quarter ending September 2017	669	↑
Quarter ending December 2017	660	↓
Quarter ending March 2018	628	↓
Quarter ending June 2018	650	↑
Variance since June 2017	1.6%	→



ACTIVITY



Adjusted Scheduled Activity (UDA)		
Month	2018	2019
April	18	0
May	18	0
June	210	190
July	361	
August	361	
September	568	
October	568	
November	725	
December	772	
January	888	
February	888	
March	1,099	
April	1,335	
May	1,335	
June	1,335	

QUALITY

	Quantity	Base Number	Contract	AT	Region	England
% of FP17s for the same patient ID Re-attending within 3 months - Children	3	75	4.0%	10.5%	11.5%	11.5%
% of FP17s for the same patient ID Re-attending within 3 months - Adults	3	89	3.4%	15.7%	16.6%	15.4%
% of FP17s for the same patient ID Re-attending between 3 & 9 months - Children	22	75	29.3%	44.8%	48.8%	58.9%
% of FP17s for the same patient ID Re-attending between 3 & 9 months - Adults	25	89	28.1%	37.3%	39.3%	51.6%
% of FP17s for Band 1 Urgent Courses	0	82	0.0%	10.9%	10.6%	8.9%
% of FP17s Relating to Free Repair or Replacements	0	82	0.0%	0.5%	0.5%	0.8%
% of FP17s Relating to Continuations	0	82	0.0%	0.7%	0.7%	0.9%
% of Patients satisfied with the dentistry they have received	1	1	N/A	91.0%	90.4%	93.2%
% of Patients satisfied with the time they had to wait for an appointment	1	1	N/A	83.8%	85.3%	88.8%

* This is based on patients treated on this contract for their most recent course of treatment. Figures in italics indicate the base number of FP17s or Patient Questionnaire responses are less than 100. N/A is shown where the base number of responses is less than 10 during the period. % is calculated as Quantity/Base number*100

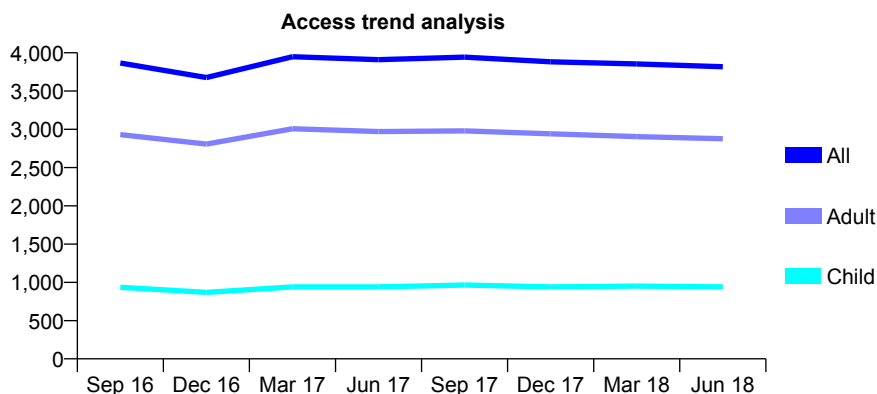
Q61 - Vital Signs At a Glance Contract Report for 335495/0001 - June 2018

Name or company name	MISS A HOQUE
Contract type name	GDS Contract
Purpose of contract	General
Contract start date	01/04/2006
Contract end date	

18/19 Contracted general activity (UDA)	13,234
Carry forward general activity (UDA)	0
18/19 Contracted orthodontic activity (UOA)	0
Carry forward orthodontic activity (UOA)	0
Baseline contract value	£365,376.99

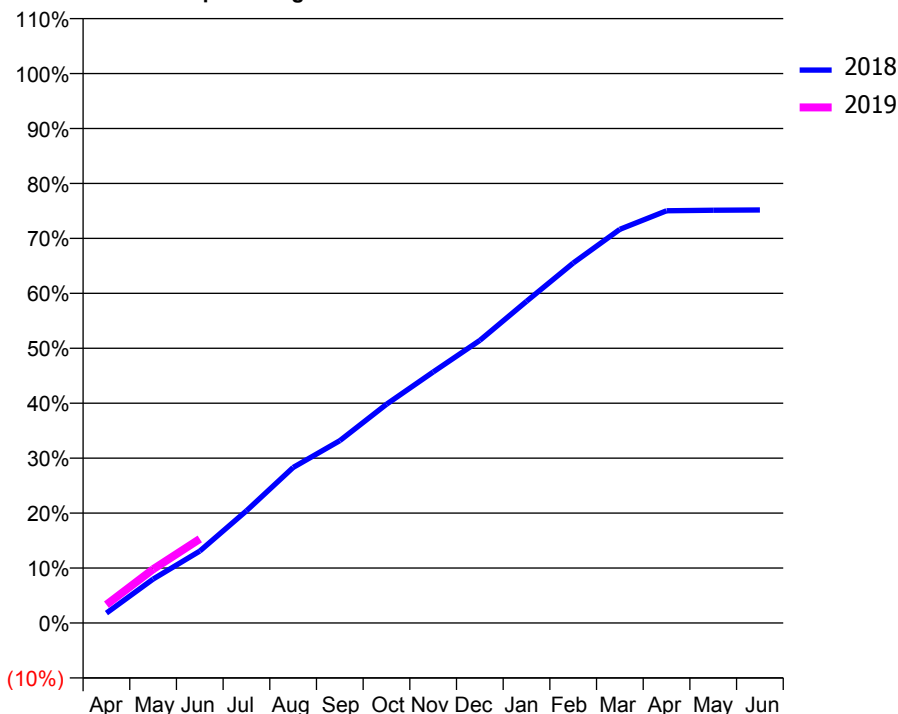
ACCESS*

Patients seen in 24 months	Total	Change since previous quarter
Quarter ending June 2017	3,911	
Quarter ending September 2017	3,943	→
Quarter ending December 2017	3,882	↓
Quarter ending March 2018	3,855	→
Quarter ending June 2018	3,817	→
Variance since June 2017	(2.4%)	↓



ACTIVITY

Cumulative percentage of contracted UDA delivered 2018 & 2019



Month	Adjusted Scheduled Activity (UDA)	
	2018	2019
April	240	442
May	1,059	1,295
June	1,733	2,023
July	2,703	
August	3,746	
September	4,391	
October	5,268	
November	6,045	
December	6,805	
January	7,748	
February	8,669	
March	9,481	
April	9,930	
May	9,943	
June	9,947	

QUALITY

	Quantity	Base Number	Contract	AT	Region	England
% of FP17s for the same patient ID Re-attending within 3 months - Children	21	238	8.8%	10.5%	11.5%	11.5%
% of FP17s for the same patient ID Re-attending within 3 months - Adults	169	725	23.3%	15.7%	16.6%	15.4%
% of FP17s for the same patient ID Re-attending between 3 & 9 months - Children	69	238	29.0%	44.8%	48.8%	58.9%
% of FP17s for the same patient ID Re-attending between 3 & 9 months - Adults	173	725	23.9%	37.3%	39.3%	51.6%
% of FP17s for Band 1 Urgent Courses	182	804	22.6%	10.9%	10.6%	8.9%
% of FP17s Relating to Free Repair or Replacements	3	804	0.4%	0.5%	0.5%	0.8%
% of FP17s Relating to Continuations	8	804	1.0%	0.7%	0.7%	0.9%
% of Patients satisfied with the dentistry they have received	1	1	N/A	91.0%	90.4%	93.2%
% of Patients satisfied with the time they had to wait for an appointment	1	1	N/A	83.8%	85.3%	88.8%

* This is based on patients treated on this contract for their most recent course of treatment. Figures in italics indicate the base number of FP17s or Patient Questionnaire responses are less than 100. N/A is shown where the base number of responses is less than 10 during the period. % is calculated as Quantity/Base number*100

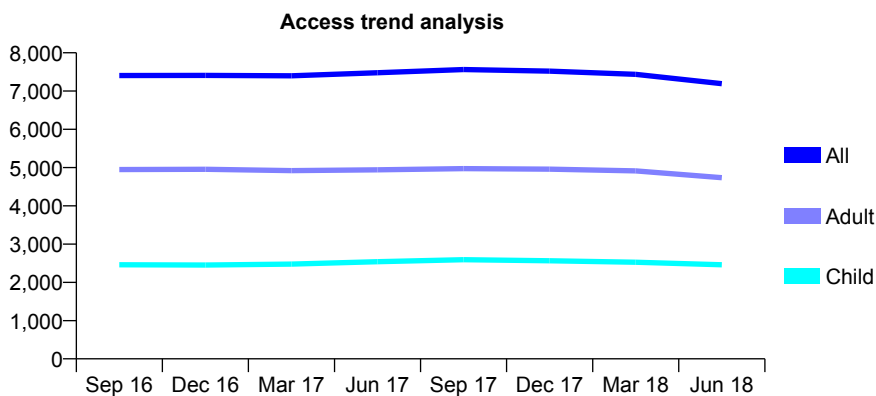
Q61 - Vital Signs At a Glance Contract Report for 336955/0004 - June 2018

Name or company name	MR SM HUSSAIN
Contract type name	GDS Contract
Purpose of contract	General
Contract start date	01/04/2006
Contract end date	

18/19 Contracted general activity (UDA)	20,008
Carry forward general activity (UDA)	0
18/19 Contracted orthodontic activity (UOA)	0
Carry forward orthodontic activity (UOA)	0
Baseline contract value	£549,383.36

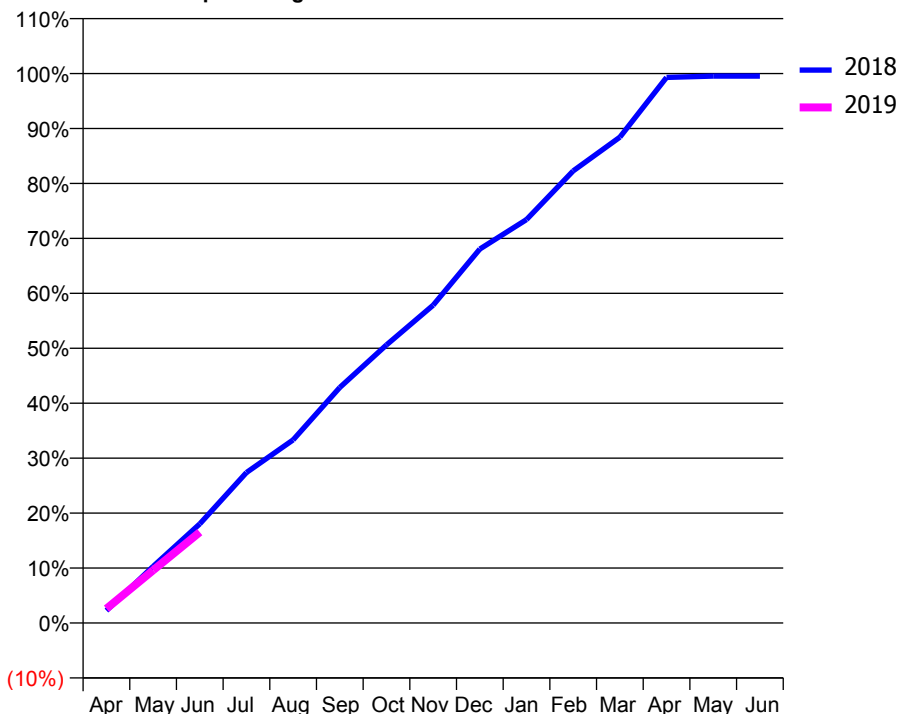
ACCESS*

Patients seen in 24 months	Total	Change since previous quarter
Quarter ending June 2017	7,480	
Quarter ending September 2017	7,561	→
Quarter ending December 2017	7,520	→
Quarter ending March 2018	7,438	↓
Quarter ending June 2018	7,194	↓
Variance since June 2017	(3.8%)	↓



ACTIVITY

Cumulative percentage of contracted UDA delivered 2018 & 2019



Month	Adjusted Scheduled Activity (UDA)	
	2018	2019
April	454	522
May	2,063	1,920
June	3,610	3,310
July	5,479	
August	6,670	
September	8,576	
October	10,125	
November	11,573	
December	13,616	
January	14,689	
February	16,462	
March	17,690	
April	19,866	
May	19,912	
June	19,916	

QUALITY

	Quantity	Base Number	Contract	AT	Region	England
% of FP17s for the same patient ID Re-attending within 3 months - Children	55	871	6.3%	10.5%	11.5%	11.5%
% of FP17s for the same patient ID Re-attending within 3 months - Adults	113	1,406	8.0%	15.7%	16.6%	15.4%
% of FP17s for the same patient ID Re-attending between 3 & 9 months - Children	400	871	45.9%	44.8%	48.8%	58.9%
% of FP17s for the same patient ID Re-attending between 3 & 9 months - Adults	580	1,406	41.3%	37.3%	39.3%	51.6%
% of FP17s for Band 1 Urgent Courses	63	1,522	4.1%	10.9%	10.6%	8.9%
% of FP17s Relating to Free Repair or Replacements	7	1,522	0.5%	0.5%	0.5%	0.8%
% of FP17s Relating to Continuations	3	1,522	0.2%	0.7%	0.7%	0.9%
% of Patients satisfied with the dentistry they have received	0	0	N/A	91.0%	90.4%	93.2%
% of Patients satisfied with the time they had to wait for an appointment	0	0	N/A	83.8%	85.3%	88.8%

* This is based on patients treated on this contract for their most recent course of treatment. Figures in italics indicate the base number of FP17s or Patient Questionnaire responses are less than 100. N/A is shown where the base number of responses is less than 10 during the period. % is calculated as Quantity/Base number*100

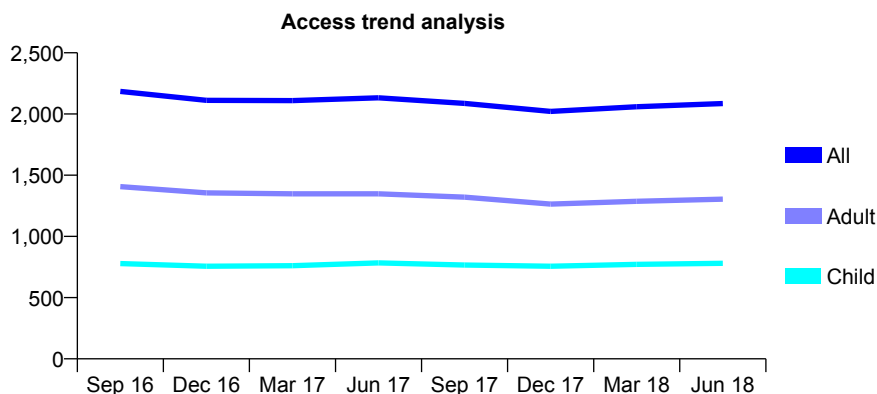
Q61 - Vital Signs At a Glance Contract Report for 337781/0001 - June 2018

Name or company name	MR R HEJAZI-TEHRANI
Contract type name	GDS Contract
Purpose of contract	General
Contract start date	01/04/2006
Contract end date	

18/19 Contracted general activity (UDA)	4,625
Carry forward general activity (UDA)	0
18/19 Contracted orthodontic activity (UOA)	0
Carry forward orthodontic activity (UOA)	0
Baseline contract value	£126,826.98

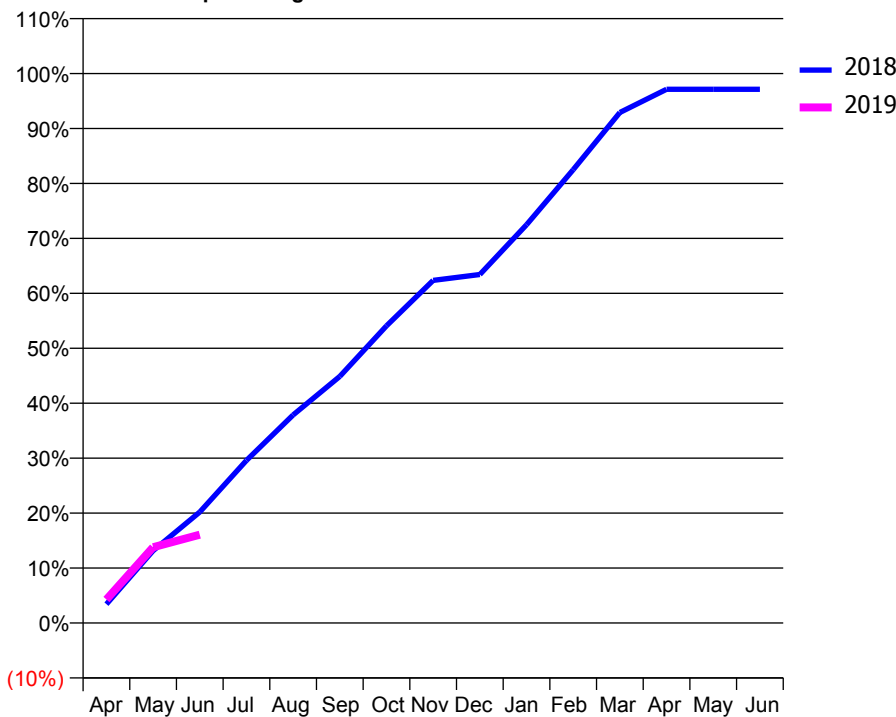
ACCESS*

Patients seen in 24 months	Total	Change since previous quarter
Quarter ending June 2017	2,132	
Quarter ending September 2017	2,087	↓
Quarter ending December 2017	2,021	↓
Quarter ending March 2018	2,059	→
Quarter ending June 2018	2,085	→
Variance since June 2017	(2.2%)	↓



ACTIVITY

Cumulative percentage of contracted UDA delivered 2018 & 2019



Month	Adjusted Scheduled Activity (UDA)	
	2018	2019
April	159	198
May	609	638
June	935	743
July	1,369	
August	1,751	
September	2,075	
October	2,501	
November	2,884	
December	2,934	
January	3,352	
February	3,816	
March	4,297	
April	4,493	
May	4,493	
June	4,493	

QUALITY

	Quantity	Base Number	Contract	AT	Region	England
% of FP17s for the same patient ID Re-attending within 3 months - Children	10	195	5.1%	10.5%	11.5%	11.5%
% of FP17s for the same patient ID Re-attending within 3 months - Adults	35	315	11.1%	15.7%	16.6%	15.4%
% of FP17s for the same patient ID Re-attending between 3 & 9 months - Children	94	195	48.2%	44.8%	48.8%	58.9%
% of FP17s for the same patient ID Re-attending between 3 & 9 months - Adults	130	315	41.3%	37.3%	39.3%	51.6%
% of FP17s for Band 1 Urgent Courses	26	422	6.2%	10.9%	10.6%	8.9%
% of FP17s Relating to Free Repair or Replacements	0	422	0.0%	0.5%	0.5%	0.8%
% of FP17s Relating to Continuations	0	422	0.0%	0.7%	0.7%	0.9%
% of Patients satisfied with the dentistry they have received	0	0	N/A	91.0%	90.4%	93.2%
% of Patients satisfied with the time they had to wait for an appointment	0	0	N/A	83.8%	85.3%	88.8%

* This is based on patients treated on this contract for their most recent course of treatment. Figures in italics indicate the base number of FP17s or Patient Questionnaire responses are less than 100. N/A is shown where the base number of responses is less than 10 during the period. % is calculated as Quantity/Base number*100

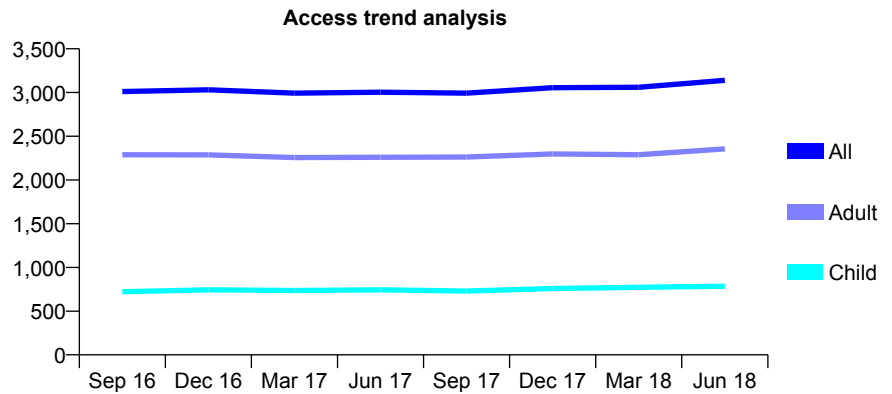
Q61 - Vital Signs At a Glance Contract Report for 338761/0001 - June 2018

Name or company name	MR MS KHAN
Contract type name	GDS Contract
Purpose of contract	General
Contract start date	01/04/2006
Contract end date	

18/19 Contracted general activity (UDA)	11,004
Carry forward general activity (UDA)	0
18/19 Contracted orthodontic activity (UOA)	0
Carry forward orthodontic activity (UOA)	0
Baseline contract value	£334,379.13

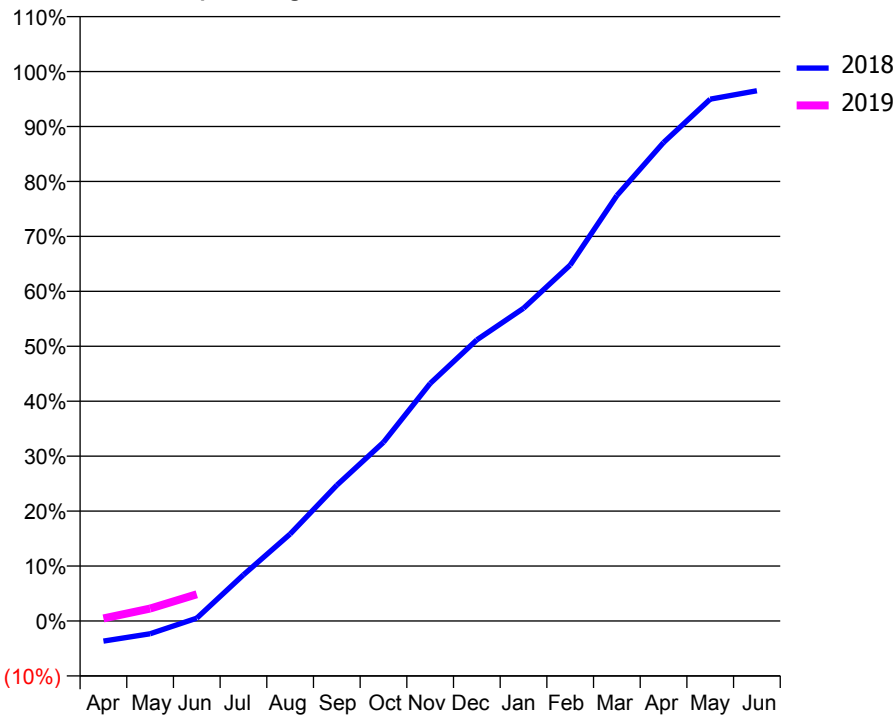
ACCESS*

Patients seen in 24 months	Total	Change since previous quarter
Quarter ending June 2017	3,004	
Quarter ending September 2017	2,993	→
Quarter ending December 2017	3,055	↑
Quarter ending March 2018	3,060	→
Quarter ending June 2018	3,139	↑
Variance since June 2017	4.5%	↑



ACTIVITY

Cumulative percentage of contracted UDA delivered 2018 & 2019



Month	Adjusted Scheduled Activity (UDA)	
	2018	2019
April	-404	53
May	-259	249
June	56	536
July	926	
August	1,742	
September	2,721	
October	3,579	
November	4,756	
December	5,629	
January	6,264	
February	7,130	
March	8,519	
April	9,582	
May	10,451	
June	10,618	

QUALITY

	Quantity	Base Number	Contract	AT	Region	England
% of FP17s for the same patient ID Re-attending within 3 months - Children	48	291	16.5%	10.5%	11.5%	11.5%
% of FP17s for the same patient ID Re-attending within 3 months - Adults	199	707	28.1%	15.7%	16.6%	15.4%
% of FP17s for the same patient ID Re-attending between 3 & 9 months - Children	131	291	45.0%	44.8%	48.8%	58.9%
% of FP17s for the same patient ID Re-attending between 3 & 9 months - Adults	230	707	32.5%	37.3%	39.3%	51.6%
% of FP17s for Band 1 Urgent Courses	117	240	48.8%	10.9%	10.6%	8.9%
% of FP17s Relating to Free Repair or Replacements	0	240	0.0%	0.5%	0.5%	0.8%
% of FP17s Relating to Continuations	21	240	8.8%	0.7%	0.7%	0.9%
% of Patients satisfied with the dentistry they have received	3	3	N/A	91.0%	90.4%	93.2%
% of Patients satisfied with the time they had to wait for an appointment	3	3	N/A	83.8%	85.3%	88.8%

* This is based on patients treated on this contract for their most recent course of treatment. Figures in italics indicate the base number of FP17s or Patient Questionnaire responses are less than 100. N/A is shown where the base number of responses is less than 10 during the period. % is calculated as Quantity/Base number*100

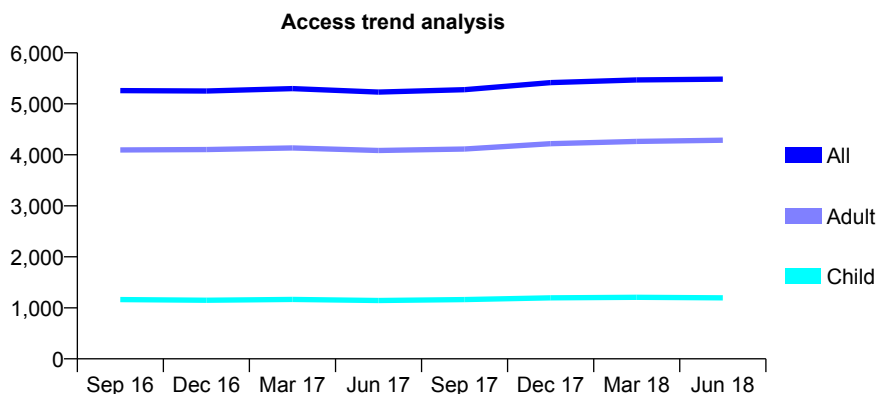
Q61 - Vital Signs At a Glance Contract Report for 338877/0001 - June 2018

Name or company name	MR MC MARCOU
Contract type name	GDS Contract
Purpose of contract	General
Contract start date	01/04/2006
Contract end date	

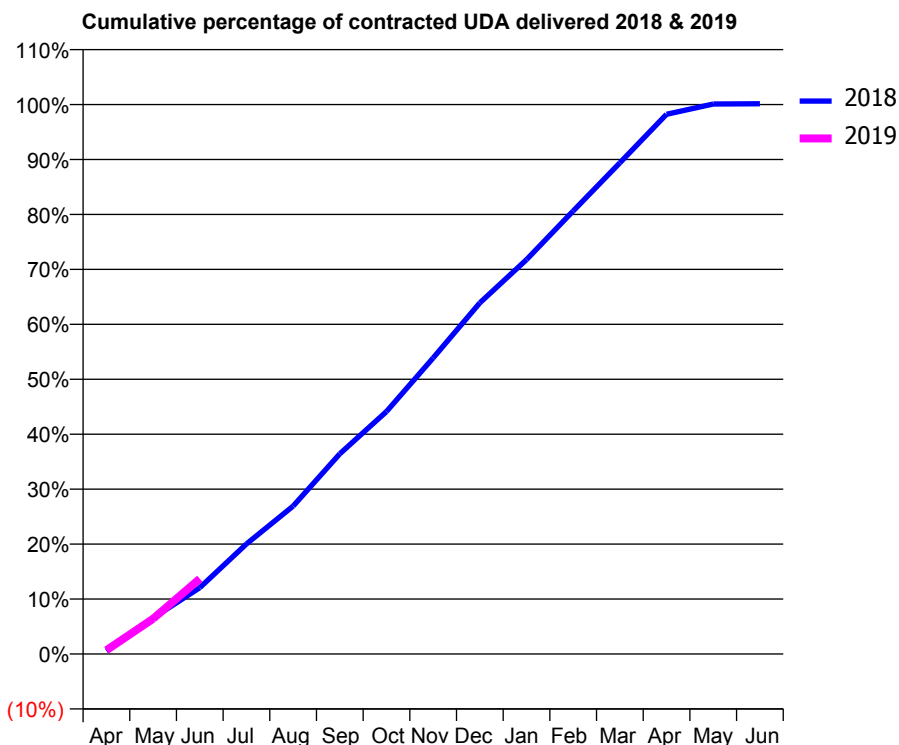
18/19 Contracted general activity (UDA)	15,124
Carry forward general activity (UDA)	0
18/19 Contracted orthodontic activity (UOA)	0
Carry forward orthodontic activity (UOA)	0
Baseline contract value	£405,099.72

ACCESS*

Patients seen in 24 months	Total	Change since previous quarter
Quarter ending June 2017	5,229	
Quarter ending September 2017	5,278	→
Quarter ending December 2017	5,415	↑
Quarter ending March 2018	5,469	→
Quarter ending June 2018	5,483	→
Variance since June 2017	4.9%	↑



ACTIVITY



Month	Adjusted Scheduled Activity (UDA)	
	2018	2019
April	83	104
May	992	969
June	1,825	2,073
July	3,028	
August	4,072	
September	5,510	
October	6,674	
November	8,148	
December	9,665	
January	10,855	
February	12,194	
March	13,518	
April	14,857	
May	15,137	
June	15,146	

QUALITY

	Quantity	Base Number	Contract	AT	Region	England
% of FP17s for the same patient ID Re-attending within 3 months - Children	9	309	2.9%	10.5%	11.5%	11.5%
% of FP17s for the same patient ID Re-attending within 3 months - Adults	154	1,296	11.9%	15.7%	16.6%	15.4%
% of FP17s for the same patient ID Re-attending between 3 & 9 months - Children	168	309	54.4%	44.8%	48.8%	58.9%
% of FP17s for the same patient ID Re-attending between 3 & 9 months - Adults	629	1,296	48.5%	37.3%	39.3%	51.6%
% of FP17s for Band 1 Urgent Courses	78	885	8.8%	10.9%	10.6%	8.9%
% of FP17s Relating to Free Repair or Replacements	8	885	0.9%	0.5%	0.5%	0.8%
% of FP17s Relating to Continuations	2	885	0.2%	0.7%	0.7%	0.9%
% of Patients satisfied with the dentistry they have received	5	5	N/A	91.0%	90.4%	93.2%
% of Patients satisfied with the time they had to wait for an appointment	4	5	N/A	83.8%	85.3%	88.8%

* This is based on patients treated on this contract for their most recent course of treatment. Figures in italics indicate the base number of FP17s or Patient Questionnaire responses are less than 100. N/A is shown where the base number of responses is less than 10 during the period. % is calculated as Quantity/Base number*100

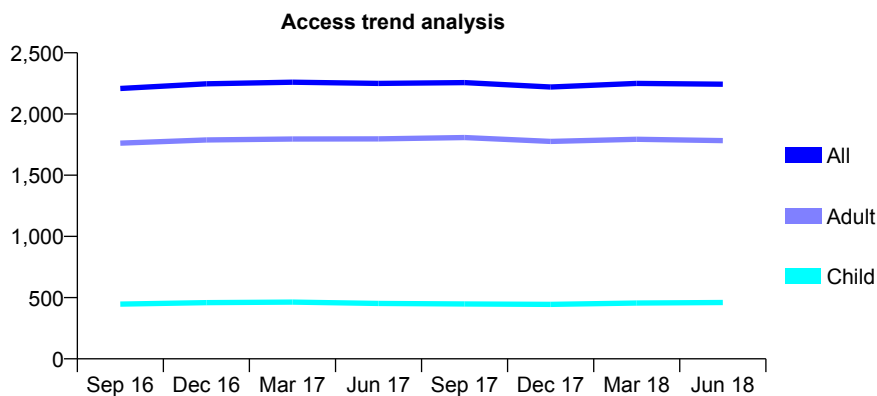
Q61 - Vital Signs At a Glance Contract Report for 339288/0001 - June 2018

Name or company name	MR SA HAMA SAIED
Contract type name	GDS Contract
Purpose of contract	General
Contract start date	01/04/2006
Contract end date	

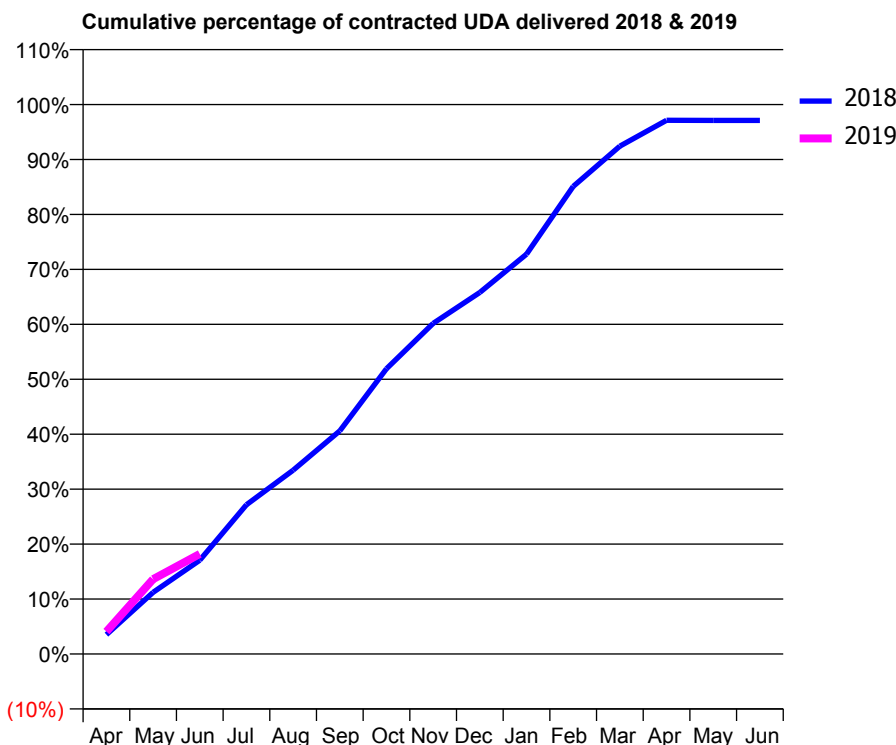
18/19 Contracted general activity (UDA)	8,013
Carry forward general activity (UDA)	0
18/19 Contracted orthodontic activity (UOA)	0
Carry forward orthodontic activity (UOA)	0
Baseline contract value	£238,886.67

ACCESS*

Patients seen in 24 months	Total	Change since previous quarter
Quarter ending June 2017	2,250	
Quarter ending September 2017	2,256	→
Quarter ending December 2017	2,221	↓
Quarter ending March 2018	2,250	→
Quarter ending June 2018	2,243	→
Variance since June 2017	(0.3%)	→



ACTIVITY



Month	Adjusted Scheduled Activity (UDA)	
	2018	2019
April	282	328
May	900	1,091
June	1,367	1,460
July	2,177	
August	2,680	
September	3,254	
October	4,161	
November	4,821	
December	5,272	
January	5,830	
February	6,818	
March	7,406	
April	7,782	
May	7,781	
June	7,781	

QUALITY

	Quantity	Base Number	Contract	AT	Region	England
% of FP17s for the same patient ID Re-attending within 3 months - Children	5	136	3.7%	10.5%	11.5%	11.5%
% of FP17s for the same patient ID Re-attending within 3 months - Adults	66	488	13.5%	15.7%	16.6%	15.4%
% of FP17s for the same patient ID Re-attending between 3 & 9 months - Children	67	136	49.3%	44.8%	48.8%	58.9%
% of FP17s for the same patient ID Re-attending between 3 & 9 months - Adults	234	488	48.0%	37.3%	39.3%	51.6%
% of FP17s for Band 1 Urgent Courses	1	528	0.2%	10.9%	10.6%	8.9%
% of FP17s Relating to Free Repair or Replacements	0	528	0.0%	0.5%	0.5%	0.8%
% of FP17s Relating to Continuations	14	528	2.7%	0.7%	0.7%	0.9%
% of Patients satisfied with the dentistry they have received	1	1	N/A	91.0%	90.4%	93.2%
% of Patients satisfied with the time they had to wait for an appointment	1	1	N/A	83.8%	85.3%	88.8%

* This is based on patients treated on this contract for their most recent course of treatment. Figures in italics indicate the base number of FP17s or Patient Questionnaire responses are less than 100. N/A is shown where the base number of responses is less than 10 during the period. % is calculated as Quantity/Base number*100

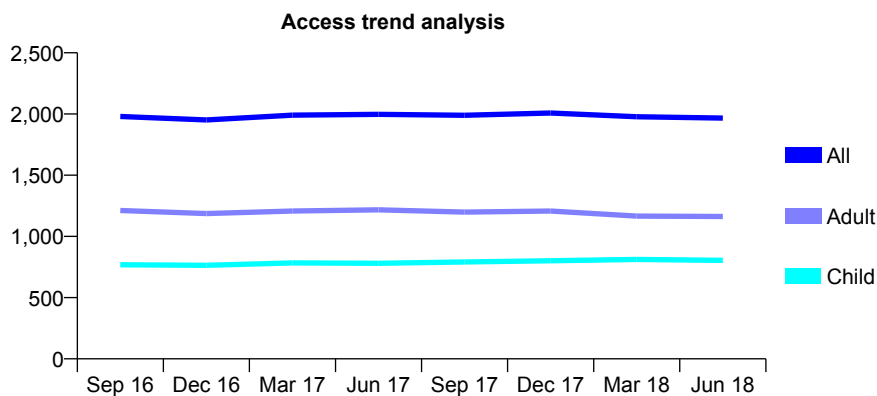
Q61 - Vital Signs At a Glance Contract Report for 339407/0001 - June 2018

Name or company name	MR H HAMBARCHIAN
Contract type name	GDS Contract
Purpose of contract	General
Contract start date	01/04/2006
Contract end date	

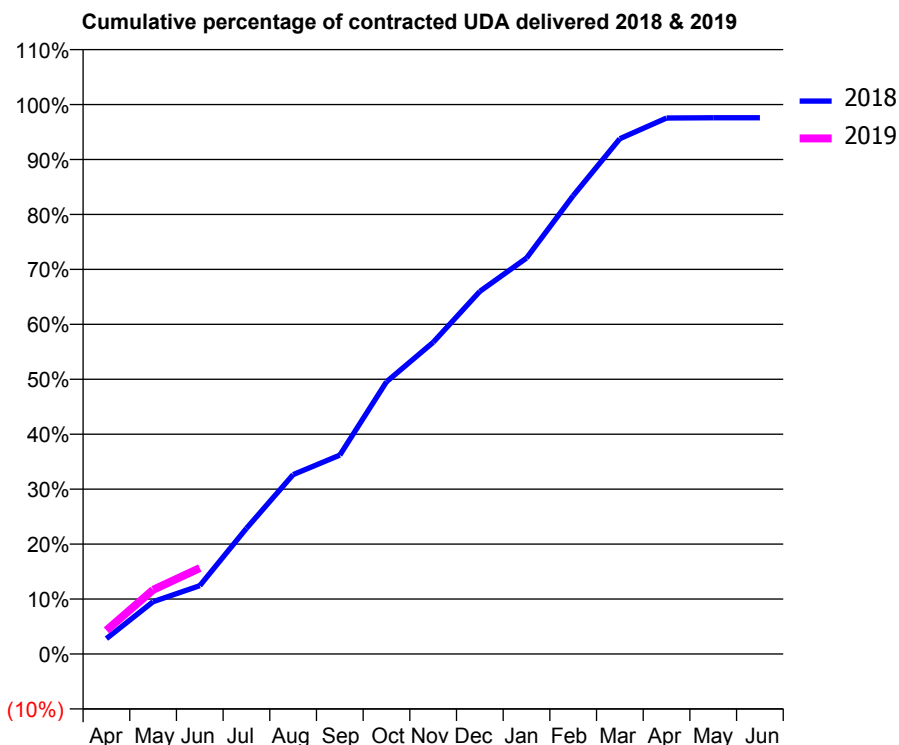
18/19 Contracted general activity (UDA)	10,663
Carry forward general activity (UDA)	0
18/19 Contracted orthodontic activity (UOA)	0
Carry forward orthodontic activity (UOA)	0
Baseline contract value	£347,339.04

ACCESS*

Patients seen in 24 months	Total	Change since previous quarter
Quarter ending June 2017	1,997	
Quarter ending September 2017	1,990	→
Quarter ending December 2017	2,008	→
Quarter ending March 2018	1,978	↓
Quarter ending June 2018	1,967	→
Variance since June 2017	(1.5%)	↓



ACTIVITY



Month	Adjusted Scheduled Activity (UDA)	
	2018	2019
April	298	459
May	1,015	1,247
June	1,326	1,668
July	2,439	
August	3,480	
September	3,859	
October	5,282	
November	6,048	
December	7,037	
January	7,684	
February	8,895	
March	9,999	
April	10,402	
May	10,405	
June	10,405	

QUALITY

	Quantity	Base Number	Contract	AT	Region	England
% of FP17s for the same patient ID Re-attending within 3 months - Children	14	269	5.2%	10.5%	11.5%	11.5%
% of FP17s for the same patient ID Re-attending within 3 months - Adults	35	356	9.8%	15.7%	16.6%	15.4%
% of FP17s for the same patient ID Re-attending between 3 & 9 months - Children	163	269	60.6%	44.8%	48.8%	58.9%
% of FP17s for the same patient ID Re-attending between 3 & 9 months - Adults	231	356	64.9%	37.3%	39.3%	51.6%
% of FP17s for Band 1 Urgent Courses	7	521	1.3%	10.9%	10.6%	8.9%
% of FP17s Relating to Free Repair or Replacements	0	521	0.0%	0.5%	0.5%	0.8%
% of FP17s Relating to Continuations	1	521	0.2%	0.7%	0.7%	0.9%
% of Patients satisfied with the dentistry they have received	0	0	N/A	91.0%	90.4%	93.2%
% of Patients satisfied with the time they had to wait for an appointment	0	0	N/A	83.8%	85.3%	88.8%

* This is based on patients treated on this contract for their most recent course of treatment. Figures in italics indicate the base number of FP17s or Patient Questionnaire responses are less than 100. N/A is shown where the base number of responses is less than 10 during the period. % is calculated as Quantity/Base number*100

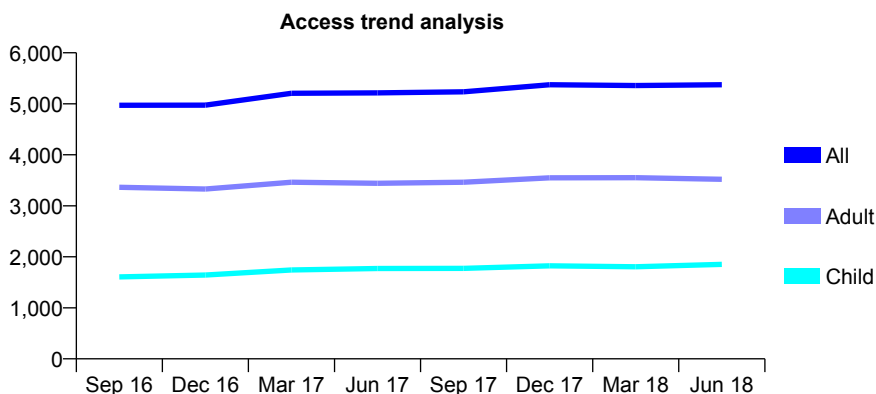
Q61 - Vital Signs At a Glance Contract Report for 340561/0001 - June 2018

Name or company name	MR S RAJAYOGAN
Contract type name	GDS Contract
Purpose of contract	General
Contract start date	01/04/2006
Contract end date	

18/19 Contracted general activity (UDA)	13,563
Carry forward general activity (UDA)	0
18/19 Contracted orthodontic activity (UOA)	0
Carry forward orthodontic activity (UOA)	0
Baseline contract value	£380,532.19

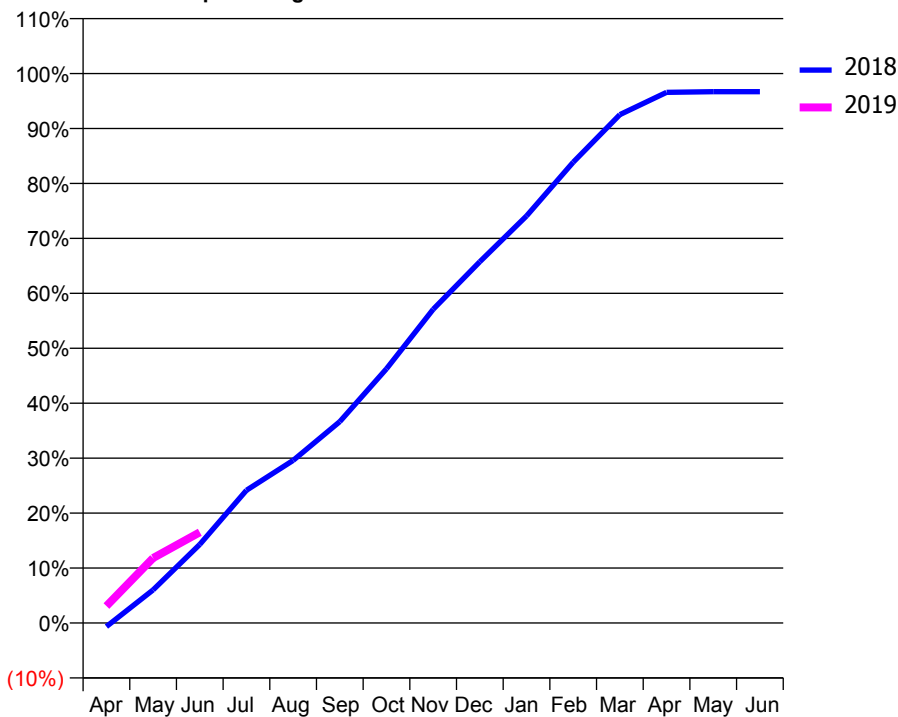
ACCESS*

Patients seen in 24 months	Total	Change since previous quarter
Quarter ending June 2017	5,214	
Quarter ending September 2017	5,236	→
Quarter ending December 2017	5,373	↑
Quarter ending March 2018	5,358	→
Quarter ending June 2018	5,373	→
Variance since June 2017	3.0%	↑



ACTIVITY

Cumulative percentage of contracted UDA delivered 2018 & 2019



Month	Adjusted Scheduled Activity (UDA)	
	2018	2019
April	-91	420
May	817	1,606
June	1,941	2,240
July	3,276	
August	4,013	
September	4,971	
October	6,275	
November	7,742	
December	8,918	
January	10,048	
February	11,372	
March	12,547	
April	13,097	
May	13,114	
June	13,114	

QUALITY

	Quantity	Base Number	Contract	AT	Region	England
% of FP17s for the same patient ID Re-attending within 3 months - Children	21	416	5.0%	10.5%	11.5%	11.5%
% of FP17s for the same patient ID Re-attending within 3 months - Adults	41	589	7.0%	15.7%	16.6%	15.4%
% of FP17s for the same patient ID Re-attending between 3 & 9 months - Children	130	416	31.3%	44.8%	48.8%	58.9%
% of FP17s for the same patient ID Re-attending between 3 & 9 months - Adults	173	589	29.4%	37.3%	39.3%	51.6%
% of FP17s for Band 1 Urgent Courses	44	841	5.2%	10.9%	10.6%	8.9%
% of FP17s Relating to Free Repair or Replacements	0	841	0.0%	0.5%	0.5%	0.8%
% of FP17s Relating to Continuations	0	841	0.0%	0.7%	0.7%	0.9%
% of Patients satisfied with the dentistry they have received	1	2	N/A	91.0%	90.4%	93.2%
% of Patients satisfied with the time they had to wait for an appointment	2	2	N/A	83.8%	85.3%	88.8%

* This is based on patients treated on this contract for their most recent course of treatment. Figures in italics indicate the base number of FP17s or Patient Questionnaire responses are less than 100. N/A is shown where the base number of responses is less than 10 during the period. % is calculated as Quantity/Base number*100

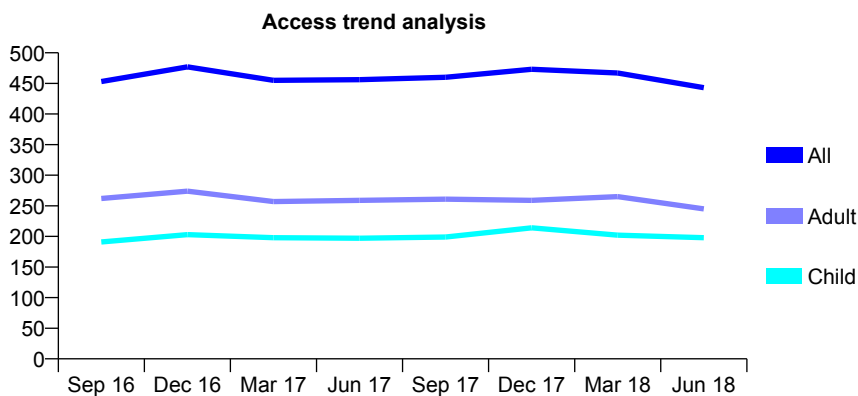
Q61 - Vital Signs At a Glance Contract Report for 341320/0001 - June 2018

Name or company name	MR HS JOSHI
Contract type name	GDS Contract
Purpose of contract	General
Contract start date	01/04/2006
Contract end date	

18/19 Contracted general activity (UDA)	1,646
Carry forward general activity (UDA)	0
18/19 Contracted orthodontic activity (UOA)	0
Carry forward orthodontic activity (UOA)	0
Baseline contract value	£82,670.82

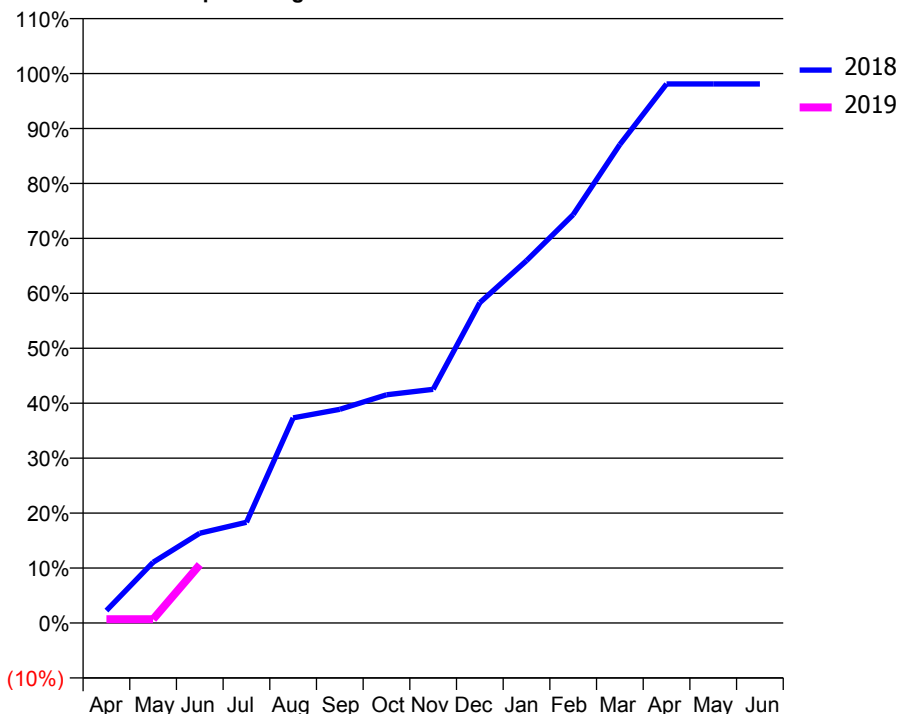
ACCESS*

Patients seen in 24 months	Total	Change since previous quarter
Quarter ending June 2017	456	
Quarter ending September 2017	460	→
Quarter ending December 2017	473	↑
Quarter ending March 2018	467	↓
Quarter ending June 2018	443	↓
Variance since June 2017	(2.9%)	↓



ACTIVITY

Cumulative percentage of contracted UDA delivered 2018 & 2019



Month	Adjusted Scheduled Activity (UDA)	
	2018	2019
April	37	11
May	182	11
June	269	175
July	302	
August	615	
September	640	
October	684	
November	700	
December	960	
January	1,086	
February	1,223	
March	1,433	
April	1,615	
May	1,615	
June	1,615	

QUALITY

	Quantity	Base Number	Contract	AT	Region	England
% of FP17s for the same patient ID Re-attending within 3 months - Children	10	51	19.6%	10.5%	11.5%	11.5%
% of FP17s for the same patient ID Re-attending within 3 months - Adults	11	59	18.6%	15.7%	16.6%	15.4%
% of FP17s for the same patient ID Re-attending between 3 & 9 months - Children	25	51	49.0%	44.8%	48.8%	58.9%
% of FP17s for the same patient ID Re-attending between 3 & 9 months - Adults	20	59	33.9%	37.3%	39.3%	51.6%
% of FP17s for Band 1 Urgent Courses	3	57	5.3%	10.9%	10.6%	8.9%
% of FP17s Relating to Free Repair or Replacements	0	57	0.0%	0.5%	0.5%	0.8%
% of FP17s Relating to Continuations	0	57	0.0%	0.7%	0.7%	0.9%
% of Patients satisfied with the dentistry they have received	0	0	N/A	91.0%	90.4%	93.2%
% of Patients satisfied with the time they had to wait for an appointment	0	0	N/A	83.8%	85.3%	88.8%

* This is based on patients treated on this contract for their most recent course of treatment. Figures in italics indicate the base number of FP17s or Patient Questionnaire responses are less than 100. N/A is shown where the base number of responses is less than 10 during the period. % is calculated as Quantity/Base number*100

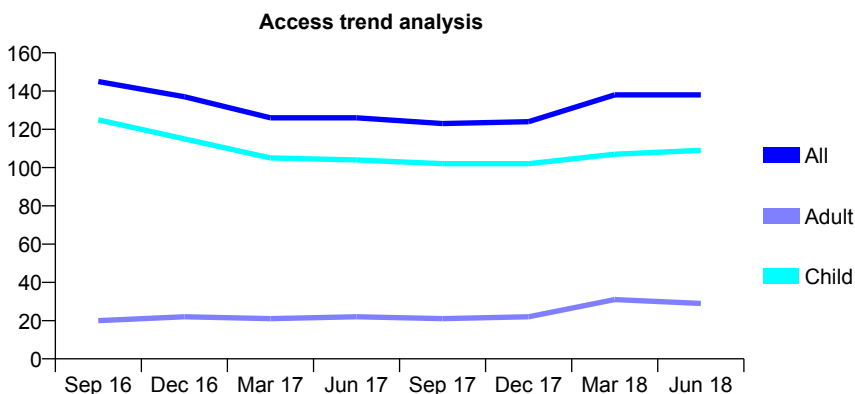
Q61 - Vital Signs At a Glance Contract Report for 342858/0002 - June 2018

Name or company name	MRS B SALEK-HADDADI
Contract type name	GDS Contract
Purpose of contract	General
Contract start date	01/04/2006
Contract end date	

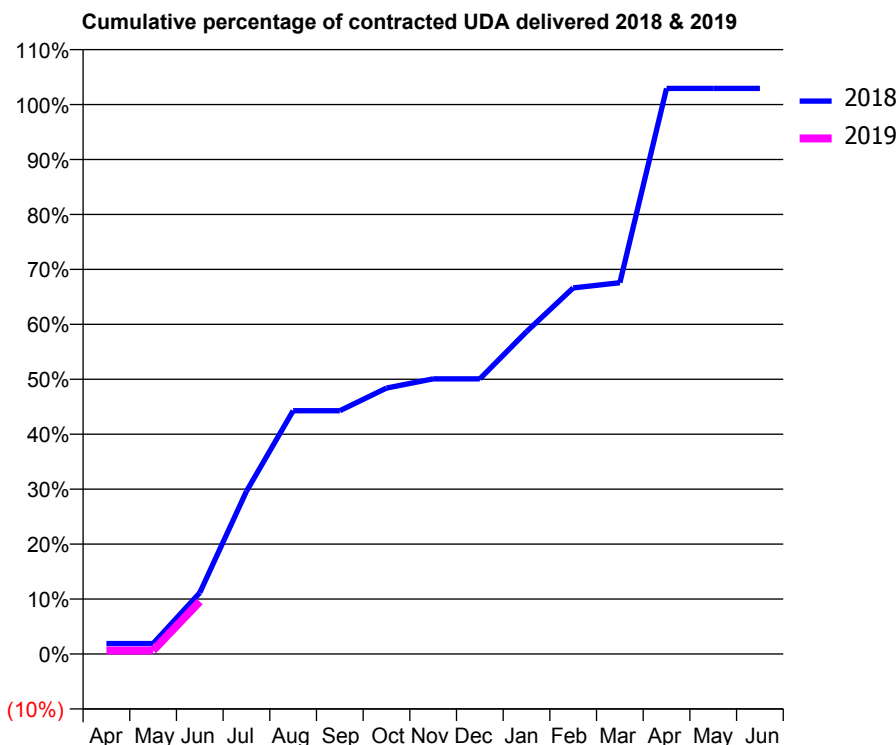
18/19 Contracted general activity (UDA)	314
Carry forward general activity (UDA)	0
18/19 Contracted orthodontic activity (UOA)	0
Carry forward orthodontic activity (UOA)	0
Baseline contract value	£12,729.01

ACCESS*

Patients seen in 24 months	Total	Change since previous quarter
Quarter ending June 2017	126	
Quarter ending September 2017	123	↓
Quarter ending December 2017	124	→
Quarter ending March 2018	138	↑
Quarter ending June 2018	138	→
Variance since June 2017	9.5%	↑



ACTIVITY



Month	Adjusted Scheduled Activity (UDA)	
	2018	2019
April	6	2
May	6	2
June	35	30
July	93	
August	139	
September	139	
October	152	
November	157	
December	157	
January	184	
February	209	
March	212	
April	323	
May	323	
June	323	

QUALITY

	Quantity	Base Number	Contract	AT	Region	England
% of FP17s for the same patient ID Re-attending within 3 months - Children	2	51	3.9%	10.5%	11.5%	11.5%
% of FP17s for the same patient ID Re-attending within 3 months - Adults	1	12	8.3%	15.7%	16.6%	15.4%
% of FP17s for the same patient ID Re-attending between 3 & 9 months - Children	21	51	41.2%	44.8%	48.8%	58.9%
% of FP17s for the same patient ID Re-attending between 3 & 9 months - Adults	2	12	16.7%	37.3%	39.3%	51.6%
% of FP17s for Band 1 Urgent Courses	0	20	0.0%	10.9%	10.6%	8.9%
% of FP17s Relating to Free Repair or Replacements	0	20	0.0%	0.5%	0.5%	0.8%
% of FP17s Relating to Continuations	0	20	0.0%	0.7%	0.7%	0.9%
% of Patients satisfied with the dentistry they have received	0	0	N/A	91.0%	90.4%	93.2%
% of Patients satisfied with the time they had to wait for an appointment	0	0	N/A	83.8%	85.3%	88.8%

* This is based on patients treated on this contract for their most recent course of treatment. Figures in italics indicate the base number of FP17s or Patient Questionnaire responses are less than 100. N/A is shown where the base number of responses is less than 10 during the period. % is calculated as Quantity/Base number*100

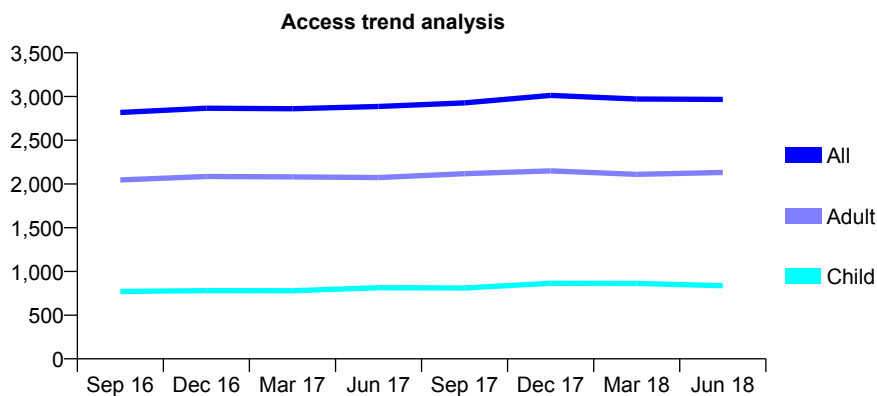
Q61 - Vital Signs At a Glance Contract Report for 343587/0001 - June 2018

Name or company name	MR F AMINI
Contract type name	GDS Contract
Purpose of contract	General
Contract start date	01/04/2006
Contract end date	

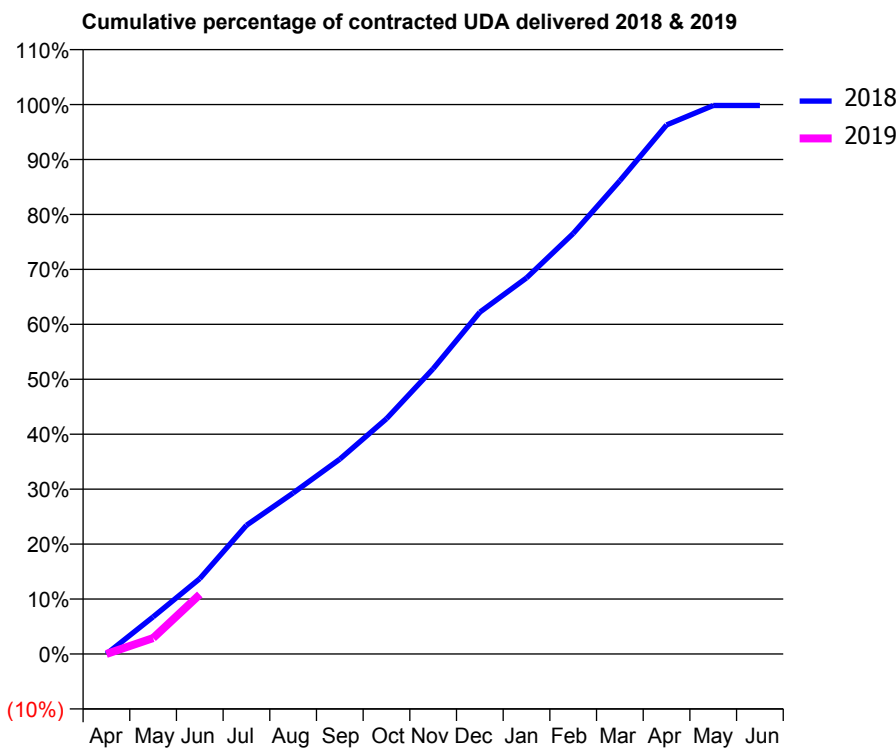
18/19 Contracted general activity (UDA)	10,546
Carry forward general activity (UDA)	0
18/19 Contracted orthodontic activity (UOA)	0
Carry forward orthodontic activity (UOA)	0
Baseline contract value	£311,402.89

ACCESS*

Patients seen in 24 months	Total	Change since previous quarter
Quarter ending June 2017	2,886	
Quarter ending September 2017	2,927	→
Quarter ending December 2017	3,013	↑
Quarter ending March 2018	2,972	↓
Quarter ending June 2018	2,967	→
Variance since June 2017	2.8%	↑



ACTIVITY



Month	Adjusted Scheduled Activity (UDA)	
	2018	2019
April	0	0
May	713	306
June	1,447	1,144
July	2,472	
August	3,090	
September	3,741	
October	4,516	
November	5,476	
December	6,561	
January	7,217	
February	8,071	
March	9,083	
April	10,153	
May	10,528	
June	10,528	

QUALITY

	Quantity	Base Number	Contract	AT	Region	England
% of FP17s for the same patient ID Re-attending within 3 months - Children	22	202	10.9%	10.5%	11.5%	11.5%
% of FP17s for the same patient ID Re-attending within 3 months - Adults	144	596	24.2%	15.7%	16.6%	15.4%
% of FP17s for the same patient ID Re-attending between 3 & 9 months - Children	86	202	42.6%	44.8%	48.8%	58.9%
% of FP17s for the same patient ID Re-attending between 3 & 9 months - Adults	151	596	25.3%	37.3%	39.3%	51.6%
% of FP17s for Band 1 Urgent Courses	129	481	26.8%	10.9%	10.6%	8.9%
% of FP17s Relating to Free Repair or Replacements	0	481	0.0%	0.5%	0.5%	0.8%
% of FP17s Relating to Continuations	2	481	0.4%	0.7%	0.7%	0.9%
% of Patients satisfied with the dentistry they have received	1	1	N/A	91.0%	90.4%	93.2%
% of Patients satisfied with the time they had to wait for an appointment	1	1	N/A	83.8%	85.3%	88.8%

* This is based on patients treated on this contract for their most recent course of treatment. Figures in italics indicate the base number of FP17s or Patient Questionnaire responses are less than 100. N/A is shown where the base number of responses is less than 10 during the period. % is calculated as Quantity/Base number*100

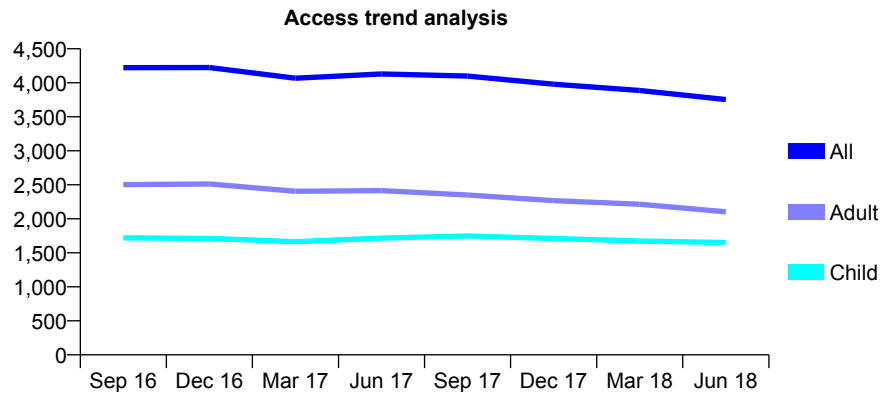
Q61 - Vital Signs At a Glance Contract Report for 344516/0001 - June 2018

Name or company name	MS MK MORADI
Contract type name	GDS Contract
Purpose of contract	General
Contract start date	01/04/2006
Contract end date	

18/19 Contracted general activity (UDA)	11,486
Carry forward general activity (UDA)	0
18/19 Contracted orthodontic activity (UOA)	0
Carry forward orthodontic activity (UOA)	0
Baseline contract value	£336,651.42

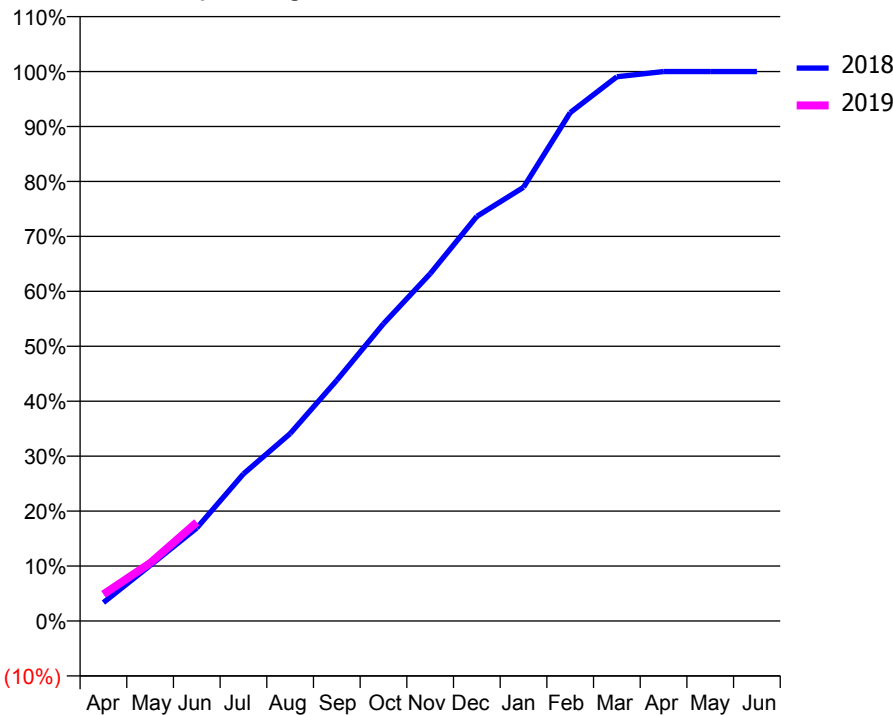
ACCESS*

Patients seen in 24 months	Total	Change since previous quarter
Quarter ending June 2017	4,131	
Quarter ending September 2017	4,099	→
Quarter ending December 2017	3,979	↓
Quarter ending March 2018	3,888	↓
Quarter ending June 2018	3,753	↓
Variance since June 2017	(9.2%)	↓



ACTIVITY

Cumulative percentage of contracted UDA delivered 2018 & 2019



Month	Adjusted Scheduled Activity (UDA)	
	2018	2019
April	386	558
May	1,161	1,212
June	1,943	2,064
July	3,076	
August	3,918	
September	5,031	
October	6,214	
November	7,259	
December	8,457	
January	9,064	
February	10,626	
March	11,375	
April	11,486	
May	11,486	
June	11,486	

QUALITY

	Quantity	Base Number	Contract	AT	Region	England
% of FP17s for the same patient ID Re-attending within 3 months - Children	34	475	7.2%	10.5%	11.5%	11.5%
% of FP17s for the same patient ID Re-attending within 3 months - Adults	37	389	9.5%	15.7%	16.6%	15.4%
% of FP17s for the same patient ID Re-attending between 3 & 9 months - Children	220	475	46.3%	44.8%	48.8%	58.9%
% of FP17s for the same patient ID Re-attending between 3 & 9 months - Adults	170	389	43.7%	37.3%	39.3%	51.6%
% of FP17s for Band 1 Urgent Courses	53	827	6.4%	10.9%	10.6%	8.9%
% of FP17s Relating to Free Repair or Replacements	2	827	0.2%	0.5%	0.5%	0.8%
% of FP17s Relating to Continuations	0	827	0.0%	0.7%	0.7%	0.9%
% of Patients satisfied with the dentistry they have received	0	0	N/A	91.0%	90.4%	93.2%
% of Patients satisfied with the time they had to wait for an appointment	0	0	N/A	83.8%	85.3%	88.8%

* This is based on patients treated on this contract for their most recent course of treatment. Figures in italics indicate the base number of FP17s or Patient Questionnaire responses are less than 100. N/A is shown where the base number of responses is less than 10 during the period. % is calculated as Quantity/Base number*100

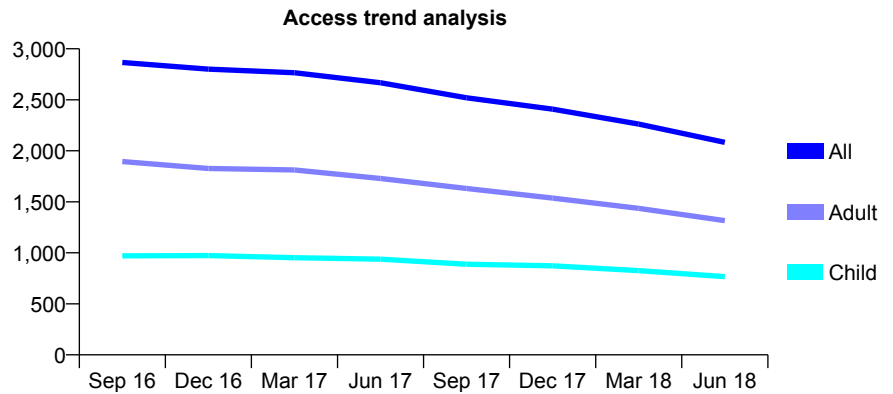
Q61 - Vital Signs At a Glance Contract Report for 345725/0002 - June 2018

Name or company name	DR OO AJANAKU
Contract type name	Pilot Contract
Purpose of contract	General
Contract start date	05/04/2006
Contract end date	

18/19 Contracted general activity (UDA)	6,509
Carry forward general activity (UDA)	0
18/19 Contracted orthodontic activity (UOA)	0
Carry forward orthodontic activity (UOA)	0
Baseline contract value	£175,979.50

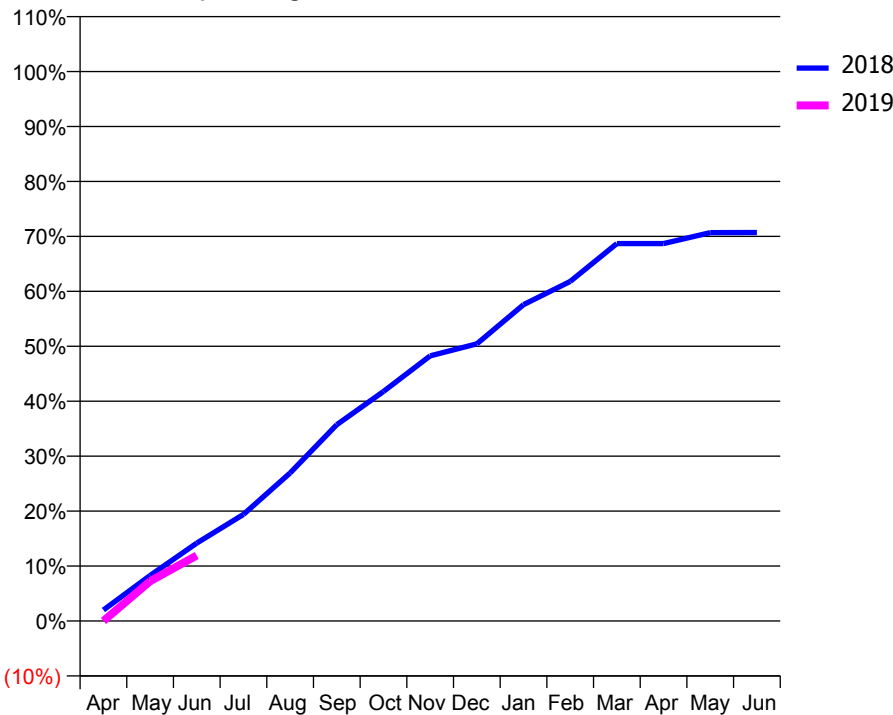
ACCESS*

Patients seen in 24 months	Total	Change since previous quarter
Quarter ending June 2017	2,667	
Quarter ending September 2017	2,519	↓
Quarter ending December 2017	2,409	↓
Quarter ending March 2018	2,262	↓
Quarter ending June 2018	2,083	↓
Variance since June 2017	(21.9%)	↓



ACTIVITY

Cumulative percentage of contracted UDA delivered 2018 & 2019



Adjusted Scheduled Activity (UDA)		
Month	2018	2019
April	130	0
May	540	472
June	923	777
July	1,262	
August	1,754	
September	2,325	
October	2,718	
November	3,141	
December	3,283	
January	3,748	
February	4,023	
March	4,471	
April	4,471	
May	4,600	
June	4,602	

QUALITY

	Quantity	Base Number	Contract	AT	Region	England
% of FP17s for the same patient ID Re-attending within 3 months - Children	9	196	4.6%	10.5%	11.5%	11.5%
% of FP17s for the same patient ID Re-attending within 3 months - Adults	38	231	16.5%	15.7%	16.6%	15.4%
% of FP17s for the same patient ID Re-attending between 3 & 9 months - Children	95	196	48.5%	44.8%	48.8%	58.9%
% of FP17s for the same patient ID Re-attending between 3 & 9 months - Adults	62	231	26.8%	37.3%	39.3%	51.6%
% of FP17s for Band 1 Urgent Courses	3	358	0.8%	10.9%	10.6%	8.9%
% of FP17s Relating to Free Repair or Replacements	3	358	0.8%	0.5%	0.5%	0.8%
% of FP17s Relating to Continuations	4	358	1.1%	0.7%	0.7%	0.9%
% of Patients satisfied with the dentistry they have received	0	0	N/A	91.0%	90.4%	93.2%
% of Patients satisfied with the time they had to wait for an appointment	0	0	N/A	83.8%	85.3%	88.8%

* This is based on patients treated on this contract for their most recent course of treatment. Figures in italics indicate the base number of FP17s or Patient Questionnaire responses are less than 100. N/A is shown where the base number of responses is less than 10 during the period. % is calculated as Quantity/Base number*100

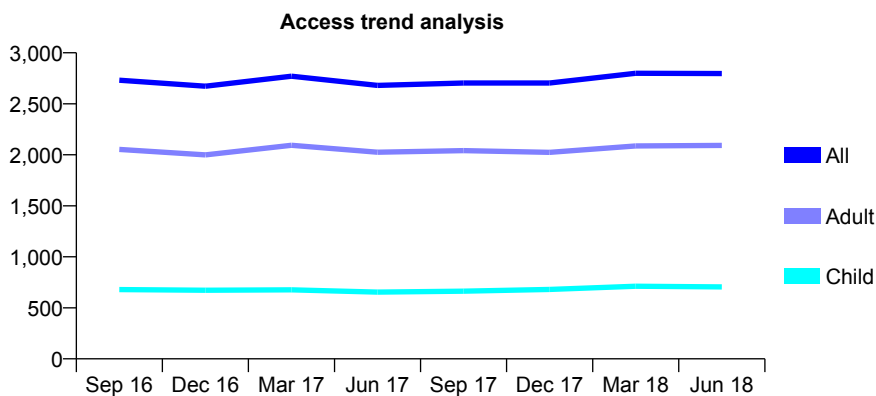
Q61 - Vital Signs At a Glance Contract Report for 347477/0001 - June 2018

Name or company name	MRS B CROWTHER
Contract type name	GDS Contract
Purpose of contract	General
Contract start date	01/04/2008
Contract end date	

18/19 Contracted general activity (UDA)	7,747
Carry forward general activity (UDA)	0
18/19 Contracted orthodontic activity (UOA)	0
Carry forward orthodontic activity (UOA)	0
Baseline contract value	£240,458.54

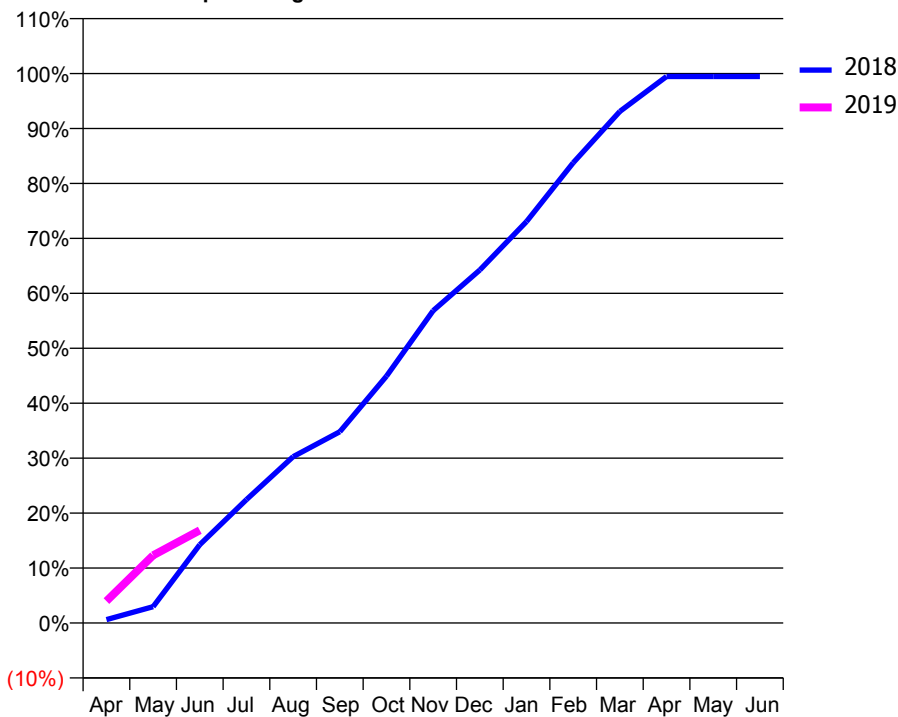
ACCESS*

Patients seen in 24 months	Total	Change since previous quarter
Quarter ending June 2017	2,680	
Quarter ending September 2017	2,704	→
Quarter ending December 2017	2,704	→
Quarter ending March 2018	2,799	↑
Quarter ending June 2018	2,797	→
Variance since June 2017	4.4%	↑



ACTIVITY

Cumulative percentage of contracted UDA delivered 2018 & 2019



Adjusted Scheduled Activity (UDA)

Month	2018	2019
April	48	309
May	231	954
June	1,105	1,307
July	1,739	
August	2,345	
September	2,696	
October	3,481	
November	4,405	
December	4,977	
January	5,660	
February	6,489	
March	7,213	
April	7,705	
May	7,704	
June	7,704	

QUALITY

	Quantity	Base Number	Contract	AT	Region	England
% of FP17s for the same patient ID Re-attending within 3 months - Children	26	175	14.9%	10.5%	11.5%	11.5%
% of FP17s for the same patient ID Re-attending within 3 months - Adults	99	435	22.8%	15.7%	16.6%	15.4%
% of FP17s for the same patient ID Re-attending between 3 & 9 months - Children	41	175	23.4%	44.8%	48.8%	58.9%
% of FP17s for the same patient ID Re-attending between 3 & 9 months - Adults	60	435	13.8%	37.3%	39.3%	51.6%
% of FP17s for Band 1 Urgent Courses	141	486	29.0%	10.9%	10.6%	8.9%
% of FP17s Relating to Free Repair or Replacements	0	486	0.0%	0.5%	0.5%	0.8%
% of FP17s Relating to Continuations	1	486	0.2%	0.7%	0.7%	0.9%
% of Patients satisfied with the dentistry they have received	4	5	N/A	91.0%	90.4%	93.2%
% of Patients satisfied with the time they had to wait for an appointment	4	5	N/A	83.8%	85.3%	88.8%

* This is based on patients treated on this contract for their most recent course of treatment. Figures in italics indicate the base number of FP17s or Patient Questionnaire responses are less than 100. N/A is shown where the base number of responses is less than 10 during the period. % is calculated as Quantity/Base number*100

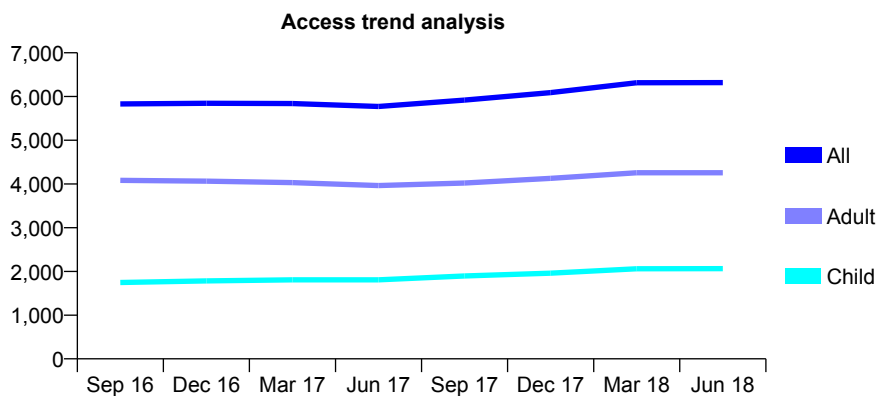
Q61 - Vital Signs At a Glance Contract Report for 353302/0002 - June 2018

Name or company name	MRS A BROGAN
Contract type name	GDS Contract
Purpose of contract	General
Contract start date	01/02/2007
Contract end date	

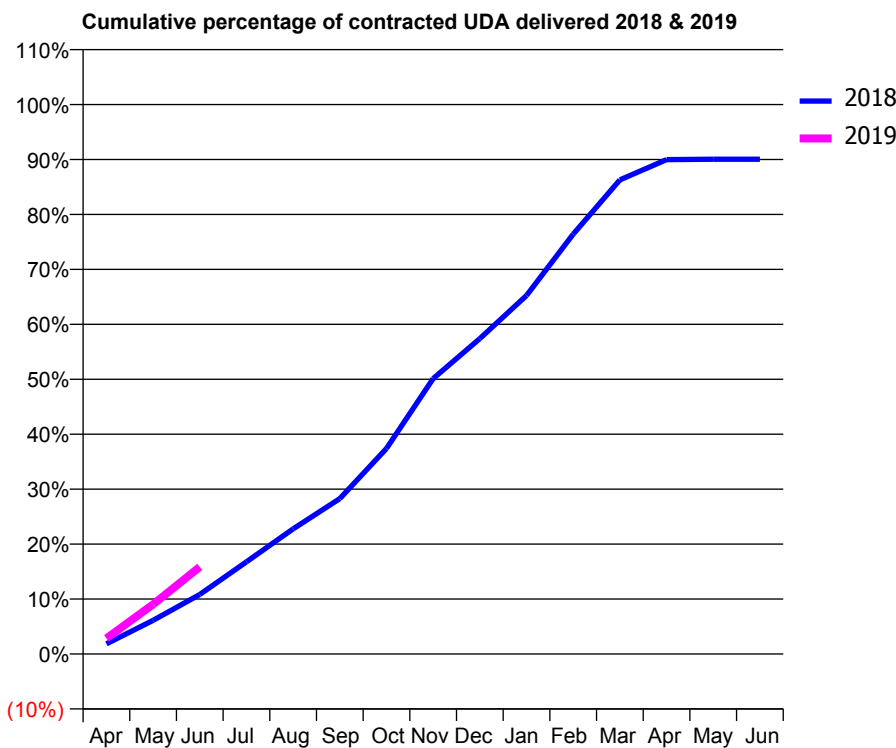
18/19 Contracted general activity (UDA)	15,436
Carry forward general activity (UDA)	0
18/19 Contracted orthodontic activity (UOA)	0
Carry forward orthodontic activity (UOA)	0
Baseline contract value	£330,385.67

ACCESS*

Patients seen in 24 months	Total	Change since previous quarter
Quarter ending June 2017	5,771	
Quarter ending September 2017	5,919	↑
Quarter ending December 2017	6,089	↑
Quarter ending March 2018	6,316	↑
Quarter ending June 2018	6,319	→
Variance since June 2017	9.5%	↑



ACTIVITY



Adjusted Scheduled Activity (UDA)		
Month	2018	2019
April	287	442
May	944	1,395
June	1,671	2,449
July	2,590	
August	3,514	
September	4,365	
October	5,773	
November	7,738	
December	8,860	
January	10,072	
February	11,793	
March	13,318	
April	13,889	
May	13,899	
June	13,899	

QUALITY

	Quantity	Base Number	Contract	AT	Region	England
% of FP17s for the same patient ID Re-attending within 3 months - Children	38	661	5.7%	10.5%	11.5%	11.5%
% of FP17s for the same patient ID Re-attending within 3 months - Adults	96	943	10.2%	15.7%	16.6%	15.4%
% of FP17s for the same patient ID Re-attending between 3 & 9 months - Children	357	661	54.0%	44.8%	48.8%	58.9%
% of FP17s for the same patient ID Re-attending between 3 & 9 months - Adults	403	943	42.7%	37.3%	39.3%	51.6%
% of FP17s for Band 1 Urgent Courses	128	1,335	9.6%	10.9%	10.6%	8.9%
% of FP17s Relating to Free Repair or Replacements	8	1,335	0.6%	0.5%	0.5%	0.8%
% of FP17s Relating to Continuations	2	1,335	0.1%	0.7%	0.7%	0.9%
% of Patients satisfied with the dentistry they have received	3	3	N/A	91.0%	90.4%	93.2%
% of Patients satisfied with the time they had to wait for an appointment	2	3	N/A	83.8%	85.3%	88.8%

* This is based on patients treated on this contract for their most recent course of treatment. Figures in italics indicate the base number of FP17s or Patient Questionnaire responses are less than 100. N/A is shown where the base number of responses is less than 10 during the period. % is calculated as Quantity/Base number*100

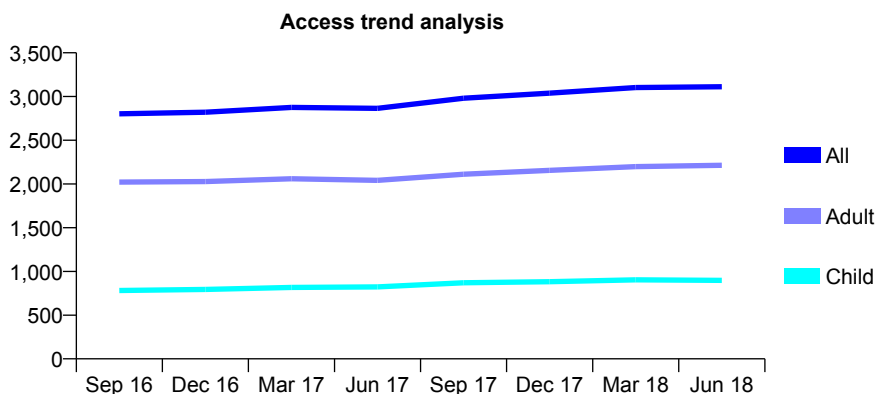
Q61 - Vital Signs At a Glance Contract Report for 353302/0003 - June 2018

Name or company name	MRS A BROGAN
Contract type name	GDS Contract
Purpose of contract	General
Contract start date	09/06/2008
Contract end date	

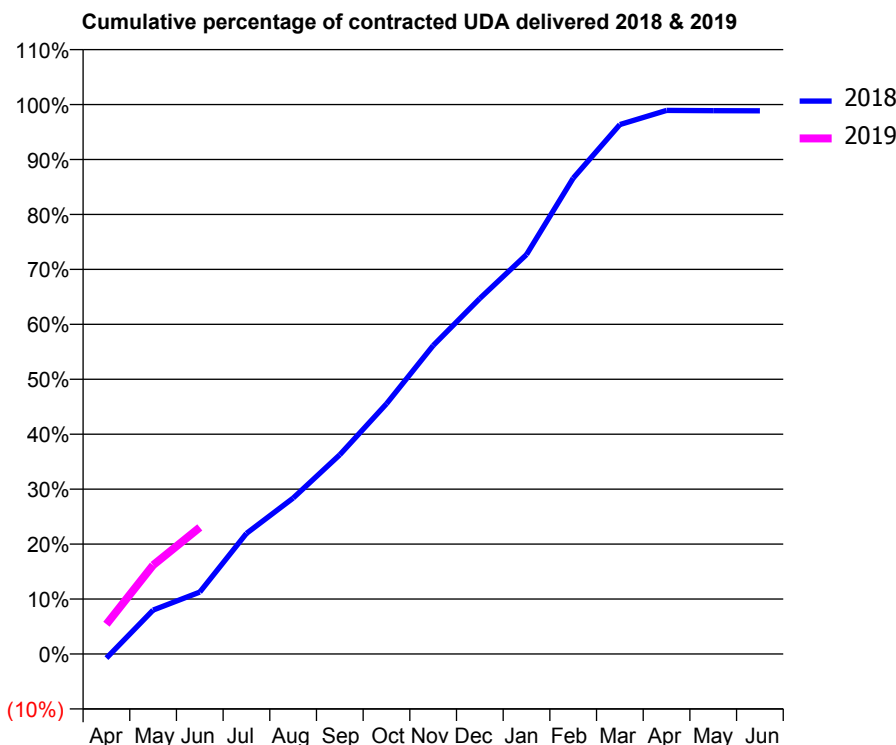
18/19 Contracted general activity (UDA)	10,063
Carry forward general activity (UDA)	0
18/19 Contracted orthodontic activity (UOA)	0
Carry forward orthodontic activity (UOA)	0
Baseline contract value	£318,549.10

ACCESS*

Patients seen in 24 months	Total	Change since previous quarter
Quarter ending June 2017	2,865	
Quarter ending September 2017	2,981	↑
Quarter ending December 2017	3,038	→
Quarter ending March 2018	3,102	↑
Quarter ending June 2018	3,112	→
Variance since June 2017	8.6%	↑



ACTIVITY



Month	Adjusted Scheduled Activity (UDA)	
	2018	2019
April	-78	547
May	805	1,628
June	1,134	2,319
July	2,209	
August	2,856	
September	3,649	
October	4,582	
November	5,650	
December	6,511	
January	7,316	
February	8,715	
March	9,696	
April	9,955	
May	9,950	
June	9,947	

QUALITY

	Quantity	Base Number	Contract	AT	Region	England
% of FP17s for the same patient ID Re-attending within 3 months - Children	23	232	9.9%	10.5%	11.5%	11.5%
% of FP17s for the same patient ID Re-attending within 3 months - Adults	80	561	14.3%	15.7%	16.6%	15.4%
% of FP17s for the same patient ID Re-attending between 3 & 9 months - Children	98	232	42.2%	44.8%	48.8%	58.9%
% of FP17s for the same patient ID Re-attending between 3 & 9 months - Adults	213	561	38.0%	37.3%	39.3%	51.6%
% of FP17s for Band 1 Urgent Courses	119	716	16.6%	10.9%	10.6%	8.9%
% of FP17s Relating to Free Repair or Replacements	7	716	1.0%	0.5%	0.5%	0.8%
% of FP17s Relating to Continuations	2	716	0.3%	0.7%	0.7%	0.9%
% of Patients satisfied with the dentistry they have received	1	1	N/A	91.0%	90.4%	93.2%
% of Patients satisfied with the time they had to wait for an appointment	1	1	N/A	83.8%	85.3%	88.8%

* This is based on patients treated on this contract for their most recent course of treatment. Figures in italics indicate the base number of FP17s or Patient Questionnaire responses are less than 100. N/A is shown where the base number of responses is less than 10 during the period. % is calculated as Quantity/Base number*100

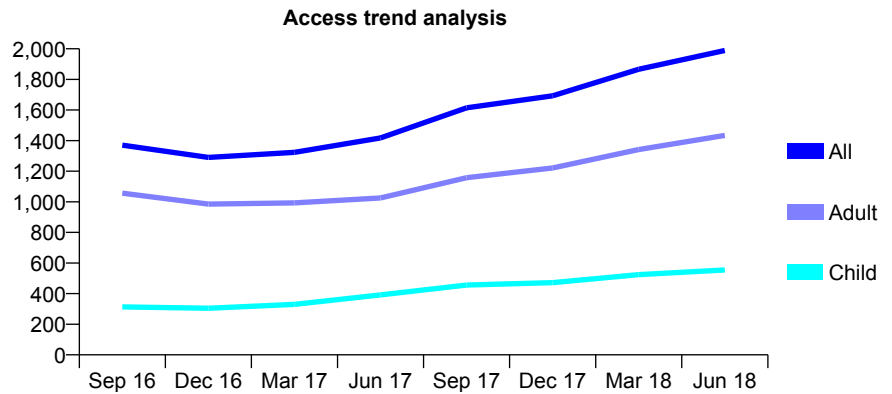
Q61 - Vital Signs At a Glance Contract Report for 354155/0002 - June 2018

Name or company name	MS M MEHDIANI
Contract type name	GDS Contract
Purpose of contract	General
Contract start date	15/09/2008
Contract end date	

18/19 Contracted general activity (UDA)	8,155
Carry forward general activity (UDA)	0
18/19 Contracted orthodontic activity (UOA)	0
Carry forward orthodontic activity (UOA)	0
Baseline contract value	£239,820.09

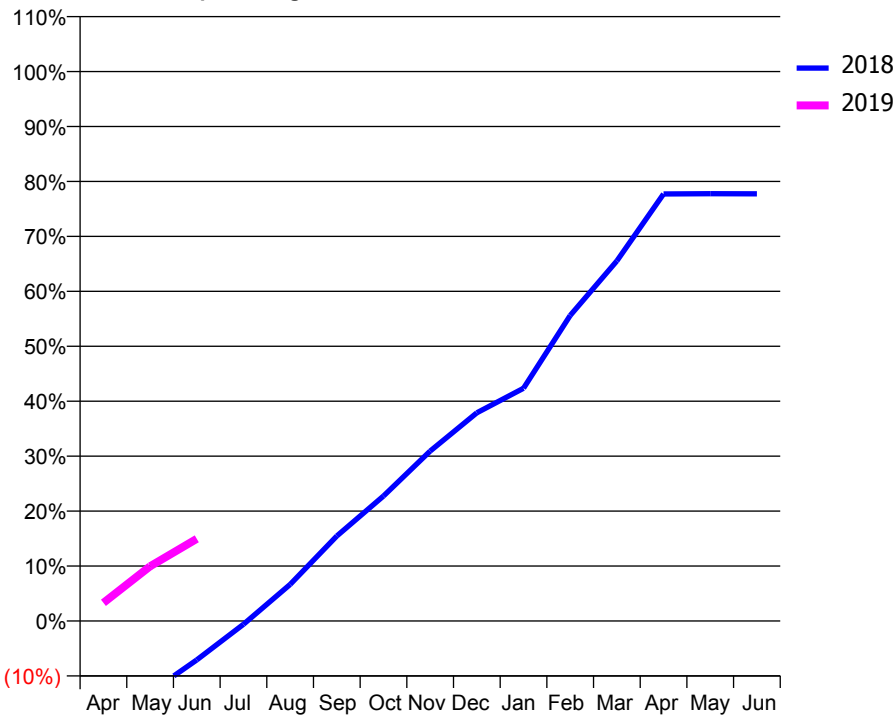
ACCESS*

Patients seen in 24 months	Total	Change since previous quarter
Quarter ending June 2017	1,417	
Quarter ending September 2017	1,614	↑
Quarter ending December 2017	1,693	↑
Quarter ending March 2018	1,866	↑
Quarter ending June 2018	1,989	↑
Variance since June 2017	40.4%	↑



ACTIVITY

Cumulative percentage of contracted UDA delivered 2018 & 2019



Month	Adjusted Scheduled Activity (UDA)	
	2018	2019
April	-1,713	270
May	-1,063	812
June	-579	1,219
July	-51	
August	543	
September	1,262	
October	1,855	
November	2,522	
December	3,089	
January	3,454	
February	4,534	
March	5,345	
April	6,337	
May	6,341	
June	6,339	

QUALITY

	Quantity	Base Number	Contract	AT	Region	England
% of FP17s for the same patient ID Re-attending within 3 months - Children	17	162	10.5%	10.5%	11.5%	11.5%
% of FP17s for the same patient ID Re-attending within 3 months - Adults	20	388	5.2%	15.7%	16.6%	15.4%
% of FP17s for the same patient ID Re-attending between 3 & 9 months - Children	31	162	19.1%	44.8%	48.8%	58.9%
% of FP17s for the same patient ID Re-attending between 3 & 9 months - Adults	74	388	19.1%	37.3%	39.3%	51.6%
% of FP17s for Band 1 Urgent Courses	22	361	6.1%	10.9%	10.6%	8.9%
% of FP17s Relating to Free Repair or Replacements	0	361	0.0%	0.5%	0.5%	0.8%
% of FP17s Relating to Continuations	1	361	0.3%	0.7%	0.7%	0.9%
% of Patients satisfied with the dentistry they have received	1	1	N/A	91.0%	90.4%	93.2%
% of Patients satisfied with the time they had to wait for an appointment	1	1	N/A	83.8%	85.3%	88.8%

* This is based on patients treated on this contract for their most recent course of treatment. Figures in italics indicate the base number of FP17s or Patient Questionnaire responses are less than 100. N/A is shown where the base number of responses is less than 10 during the period. % is calculated as Quantity/Base number*100

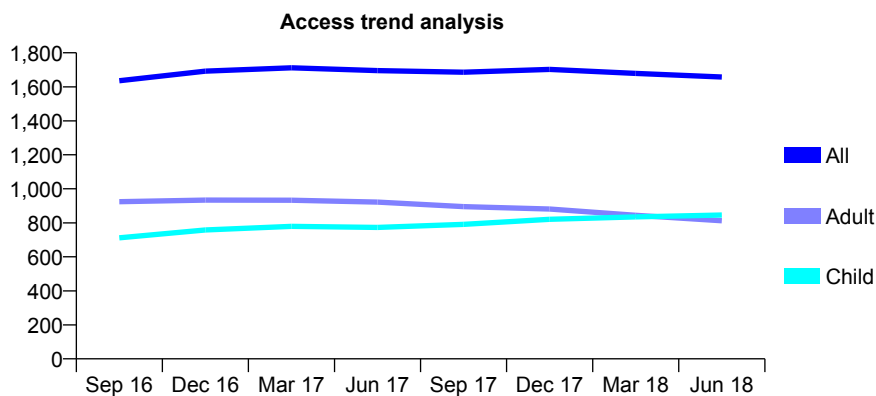
Q61 - Vital Signs At a Glance Contract Report for 355267/0001 - June 2018

Name or company name	MISS MJ GAJJAR
Contract type name	GDS Contract
Purpose of contract	General
Contract start date	19/05/2008
Contract end date	

18/19 Contracted general activity (UDA)	3,976
Carry forward general activity (UDA)	0
18/19 Contracted orthodontic activity (UOA)	0
Carry forward orthodontic activity (UOA)	0
Baseline contract value	£116,167.66

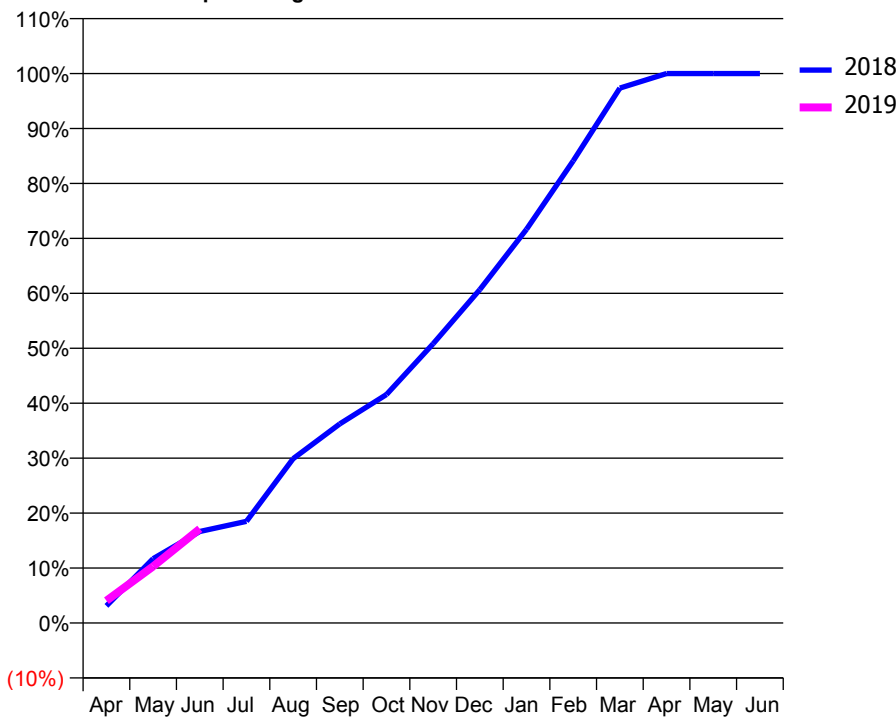
ACCESS*

Patients seen in 24 months	Total	Change since previous quarter
Quarter ending June 2017	1,695	
Quarter ending September 2017	1,686	→
Quarter ending December 2017	1,702	→
Quarter ending March 2018	1,679	↓
Quarter ending June 2018	1,658	↓
Variance since June 2017	(2.2%)	↓



ACTIVITY

Cumulative percentage of contracted UDA delivered 2018 & 2019



Adjusted Scheduled Activity (UDA)

Month	2018	2019
April	124	162
May	466	409
June	662	682
July	735	
August	1,189	
September	1,441	
October	1,653	
November	2,021	
December	2,413	
January	2,849	
February	3,344	
March	3,870	
April	3,976	
May	3,976	
June	3,976	

QUALITY

	Quantity	Base Number	Contract	AT	Region	England
% of FP17s for the same patient ID Re-attending within 3 months - Children	11	214	5.1%	10.5%	11.5%	11.5%
% of FP17s for the same patient ID Re-attending within 3 months - Adults	36	181	19.9%	15.7%	16.6%	15.4%
% of FP17s for the same patient ID Re-attending between 3 & 9 months - Children	86	214	40.2%	44.8%	48.8%	58.9%
% of FP17s for the same patient ID Re-attending between 3 & 9 months - Adults	79	181	43.6%	37.3%	39.3%	51.6%
% of FP17s for Band 1 Urgent Courses	43	348	12.4%	10.9%	10.6%	8.9%
% of FP17s Relating to Free Repair or Replacements	0	348	0.0%	0.5%	0.5%	0.8%
% of FP17s Relating to Continuations	1	348	0.3%	0.7%	0.7%	0.9%
% of Patients satisfied with the dentistry they have received	0	0	N/A	91.0%	90.4%	93.2%
% of Patients satisfied with the time they had to wait for an appointment	0	0	N/A	83.8%	85.3%	88.8%

* This is based on patients treated on this contract for their most recent course of treatment. Figures in italics indicate the base number of FP17s or Patient Questionnaire responses are less than 100. N/A is shown where the base number of responses is less than 10 during the period. % is calculated as Quantity/Base number*100

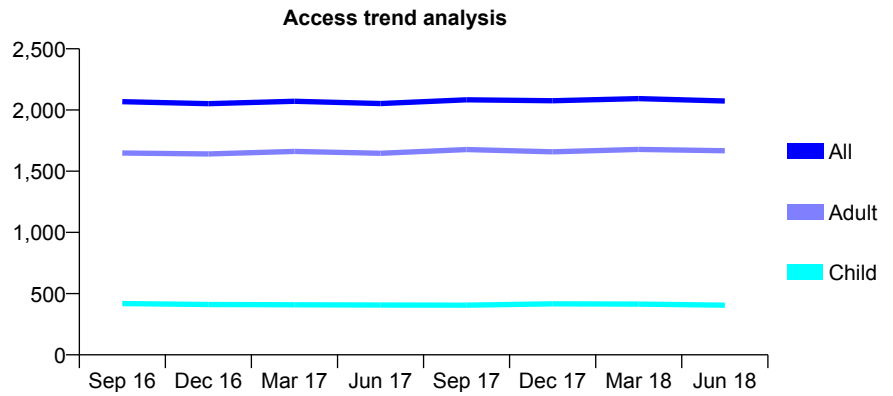
Q61 - Vital Signs At a Glance Contract Report for 360368/0001 - June 2018

Name or company name	MR J BABAN
Contract type name	GDS Contract
Purpose of contract	General
Contract start date	01/12/2007
Contract end date	

18/19 Contracted general activity (UDA)	5,593
Carry forward general activity (UDA)	0
18/19 Contracted orthodontic activity (UOA)	0
Carry forward orthodontic activity (UOA)	0
Baseline contract value	£169,289.14

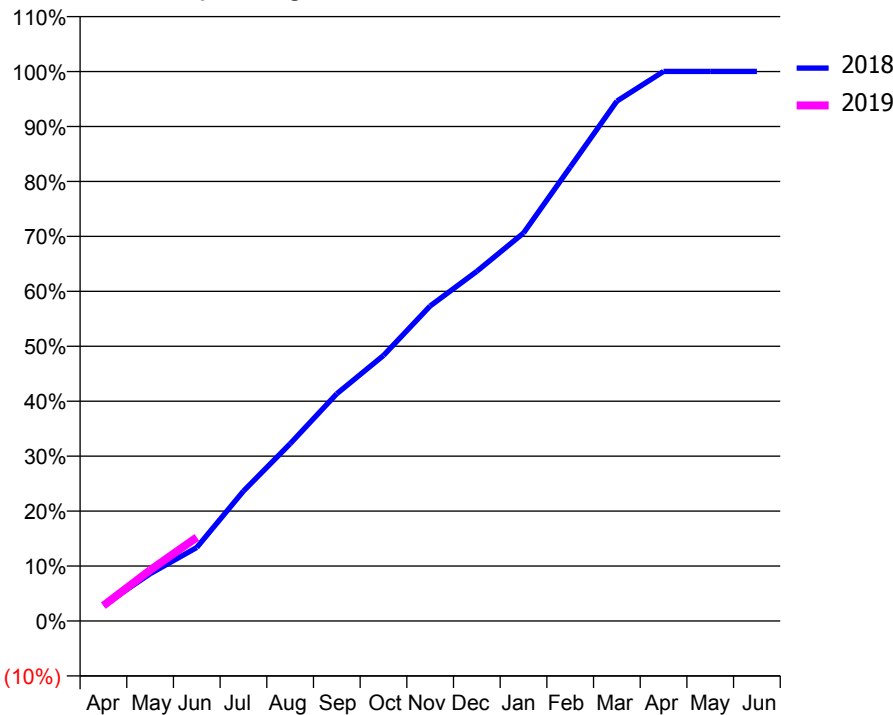
ACCESS*

Patients seen in 24 months	Total	Change since previous quarter
Quarter ending June 2017	2,053	
Quarter ending September 2017	2,083	→
Quarter ending December 2017	2,076	→
Quarter ending March 2018	2,093	→
Quarter ending June 2018	2,073	→
Variance since June 2017	1.0%	→



ACTIVITY

Cumulative percentage of contracted UDA delivered 2018 & 2019



Month	Adjusted Scheduled Activity (UDA)	
	2018	2019
April	159	157
May	481	517
June	748	852
July	1,323	
August	1,804	
September	2,314	
October	2,702	
November	3,206	
December	3,559	
January	3,949	
February	4,620	
March	5,291	
April	5,594	
May	5,594	
June	5,594	

QUALITY

	Quantity	Base Number	Contract	AT	Region	England
% of FP17s for the same patient ID Re-attending within 3 months - Children	2	108	1.9%	10.5%	11.5%	11.5%
% of FP17s for the same patient ID Re-attending within 3 months - Adults	32	368	8.7%	15.7%	16.6%	15.4%
% of FP17s for the same patient ID Re-attending between 3 & 9 months - Children	60	108	55.6%	44.8%	48.8%	58.9%
% of FP17s for the same patient ID Re-attending between 3 & 9 months - Adults	148	368	40.2%	37.3%	39.3%	51.6%
% of FP17s for Band 1 Urgent Courses	21	342	6.1%	10.9%	10.6%	8.9%
% of FP17s Relating to Free Repair or Replacements	1	342	0.3%	0.5%	0.5%	0.8%
% of FP17s Relating to Continuations	0	342	0.0%	0.7%	0.7%	0.9%
% of Patients satisfied with the dentistry they have received	1	1	N/A	91.0%	90.4%	93.2%
% of Patients satisfied with the time they had to wait for an appointment	1	1	N/A	83.8%	85.3%	88.8%

* This is based on patients treated on this contract for their most recent course of treatment. Figures in italics indicate the base number of FP17s or Patient Questionnaire responses are less than 100. N/A is shown where the base number of responses is less than 10 during the period. % is calculated as Quantity/Base number*100

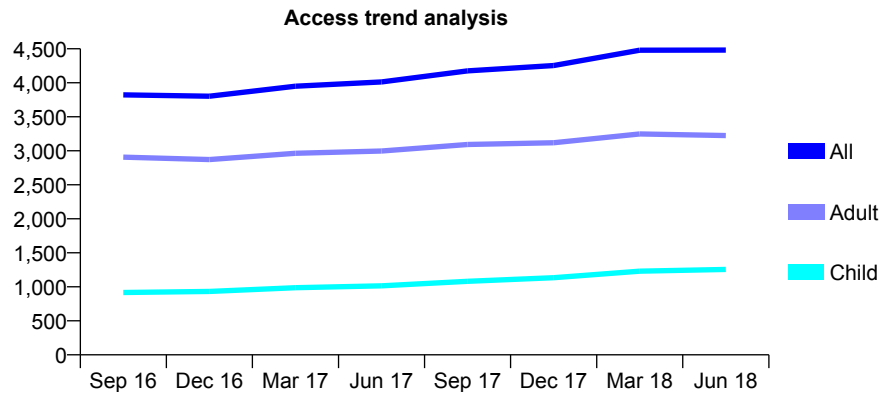
Q61 - Vital Signs At a Glance Contract Report for 361135/0001 - June 2018

Name or company name	The Dental Suite
Contract type name	GDS Contract
Purpose of contract	General
Contract start date	01/08/2010
Contract end date	

18/19 Contracted general activity (UDA)	7,600
Carry forward general activity (UDA)	0
18/19 Contracted orthodontic activity (UOA)	0
Carry forward orthodontic activity (UOA)	0
Baseline contract value	£217,946.20

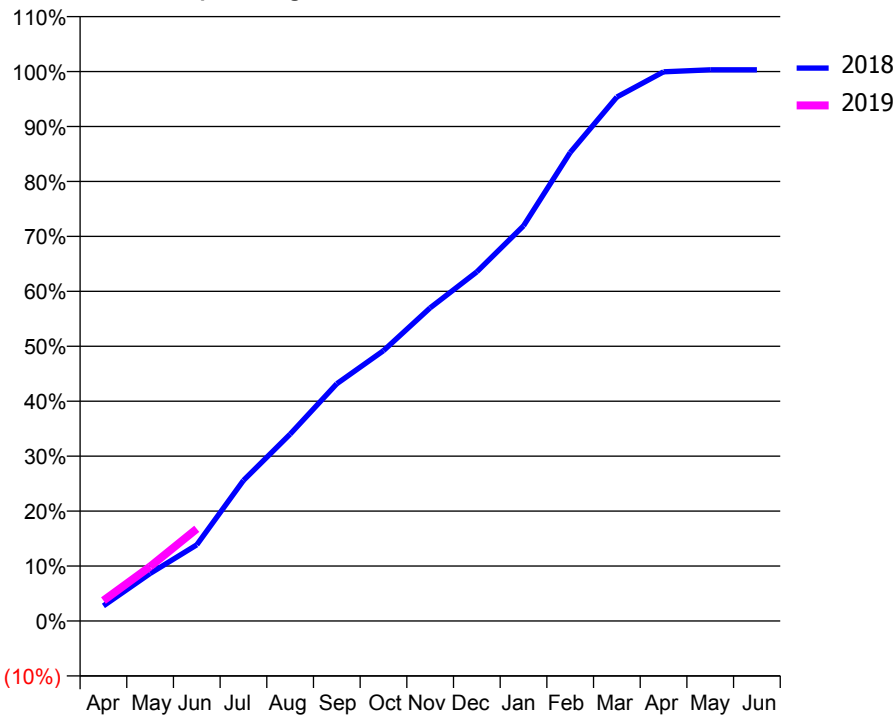
ACCESS*

Patients seen in 24 months	Total	Change since previous quarter
Quarter ending June 2017	4,012	
Quarter ending September 2017	4,176	↑
Quarter ending December 2017	4,253	→
Quarter ending March 2018	4,479	↑
Quarter ending June 2018	4,481	→
Variance since June 2017	11.7%	↑



ACTIVITY

Cumulative percentage of contracted UDA delivered 2018 & 2019



Month	Adjusted Scheduled Activity (UDA)	
	2018	2019
April	210	283
May	658	754
June	1,055	1,275
July	1,946	
August	2,585	
September	3,283	
October	3,738	
November	4,331	
December	4,829	
January	5,466	
February	6,481	
March	7,247	
April	7,596	
May	7,623	
June	7,623	

QUALITY

	Quantity	Base Number	Contract	AT	Region	England
% of FP17s for the same patient ID Re-attending within 3 months - Children	32	348	9.2%	10.5%	11.5%	11.5%
% of FP17s for the same patient ID Re-attending within 3 months - Adults	90	723	12.4%	15.7%	16.6%	15.4%
% of FP17s for the same patient ID Re-attending between 3 & 9 months - Children	153	348	44.0%	44.8%	48.8%	58.9%
% of FP17s for the same patient ID Re-attending between 3 & 9 months - Adults	206	723	28.5%	37.3%	39.3%	51.6%
% of FP17s for Band 1 Urgent Courses	73	655	11.1%	10.9%	10.6%	8.9%
% of FP17s Relating to Free Repair or Replacements	2	655	0.3%	0.5%	0.5%	0.8%
% of FP17s Relating to Continuations	0	655	0.0%	0.7%	0.7%	0.9%
% of Patients satisfied with the dentistry they have received	0	1	N/A	91.0%	90.4%	93.2%
% of Patients satisfied with the time they had to wait for an appointment	1	1	N/A	83.8%	85.3%	88.8%

* This is based on patients treated on this contract for their most recent course of treatment. Figures in italics indicate the base number of FP17s or Patient Questionnaire responses are less than 100. N/A is shown where the base number of responses is less than 10 during the period. % is calculated as Quantity/Base number*100

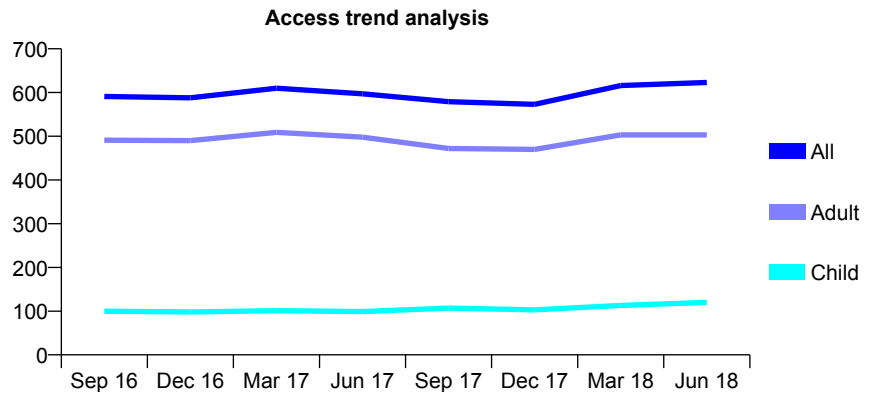
Q61 - Vital Signs At a Glance Contract Report for 363383/0002 - June 2018

Name or company name	Hakhamaneshi and Lichtig
Contract type name	GDS Contract
Purpose of contract	General
Contract start date	12/06/2011
Contract end date	

18/19 Contracted general activity (UDA)	1,658
Carry forward general activity (UDA)	0
18/19 Contracted orthodontic activity (UOA)	0
Carry forward orthodontic activity (UOA)	0
Baseline contract value	£45,592.88

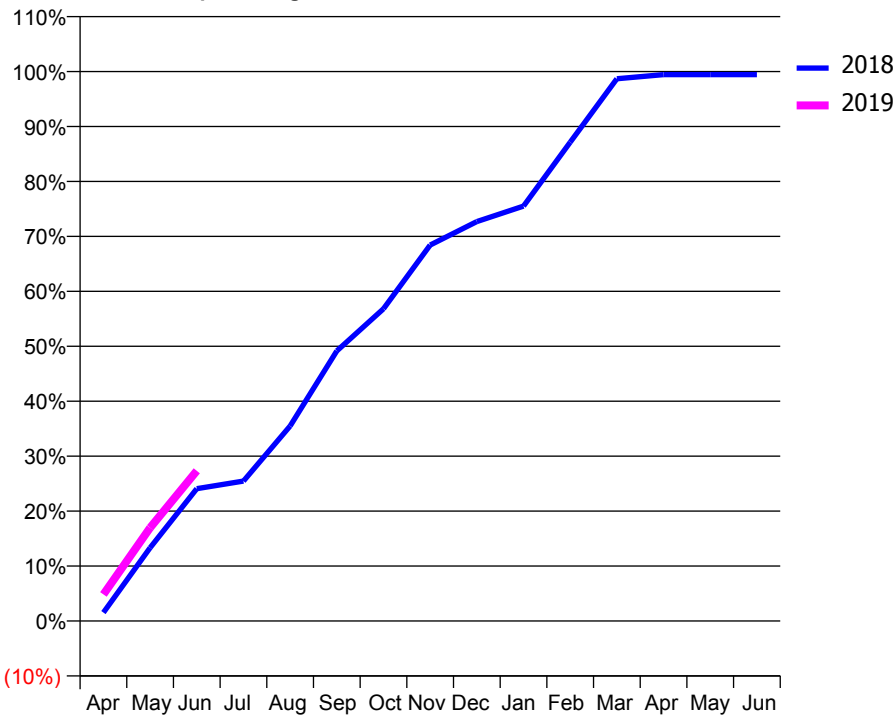
ACCESS*

Patients seen in 24 months	Total	Change since previous quarter
Quarter ending June 2017	597	
Quarter ending September 2017	579	↓
Quarter ending December 2017	573	↓
Quarter ending March 2018	616	↑
Quarter ending June 2018	623	→
Variance since June 2017	4.4%	↑



ACTIVITY

Cumulative percentage of contracted UDA delivered 2018 & 2019



Adjusted Scheduled Activity (UDA)		
Month	2018	2019
April	26	80
May	221	282
June	399	453
July	422	
August	588	
September	815	
October	942	
November	1,134	
December	1,205	
January	1,252	
February	1,445	
March	1,636	
April	1,649	
May	1,649	
June	1,649	

QUALITY

	Quantity	Base Number	Contract	AT	Region	England
% of FP17s for the same patient ID Re-attending within 3 months - Children	1	25	4.0%	10.5%	11.5%	11.5%
% of FP17s for the same patient ID Re-attending within 3 months - Adults	33	167	19.8%	15.7%	16.6%	15.4%
% of FP17s for the same patient ID Re-attending between 3 & 9 months - Children	5	25	20.0%	44.8%	48.8%	58.9%
% of FP17s for the same patient ID Re-attending between 3 & 9 months - Adults	63	167	37.7%	37.3%	39.3%	51.6%
% of FP17s for Band 1 Urgent Courses	21	184	11.4%	10.9%	10.6%	8.9%
% of FP17s Relating to Free Repair or Replacements	6	184	3.3%	0.5%	0.5%	0.8%
% of FP17s Relating to Continuations	6	184	3.3%	0.7%	0.7%	0.9%
% of Patients satisfied with the dentistry they have received	0	0	N/A	91.0%	90.4%	93.2%
% of Patients satisfied with the time they had to wait for an appointment	0	0	N/A	83.8%	85.3%	88.8%

* This is based on patients treated on this contract for their most recent course of treatment. Figures in italics indicate the base number of FP17s or Patient Questionnaire responses are less than 100. N/A is shown where the base number of responses is less than 10 during the period. % is calculated as Quantity/Base number*100

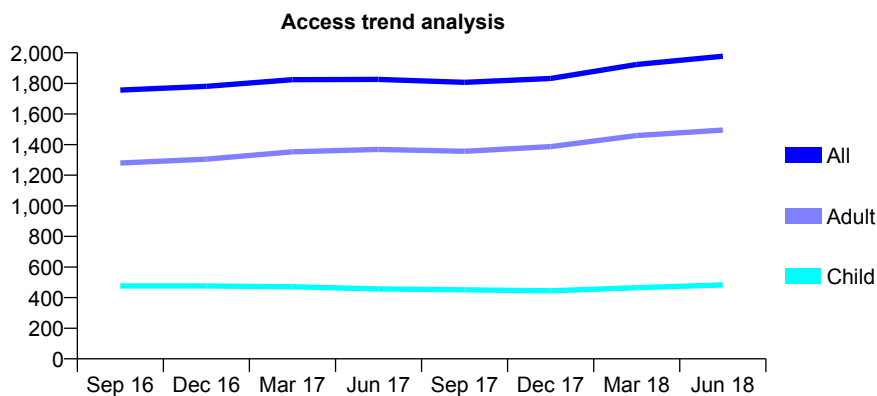
Q61 - Vital Signs At a Glance Contract Report for 364215/0001 - June 2018

Name or company name	MR GS GILL
Contract type name	GDS Contract
Purpose of contract	General
Contract start date	01/05/2014
Contract end date	

18/19 Contracted general activity (UDA)	7,827
Carry forward general activity (UDA)	0
18/19 Contracted orthodontic activity (UOA)	0
Carry forward orthodontic activity (UOA)	0
Baseline contract value	£254,905.43

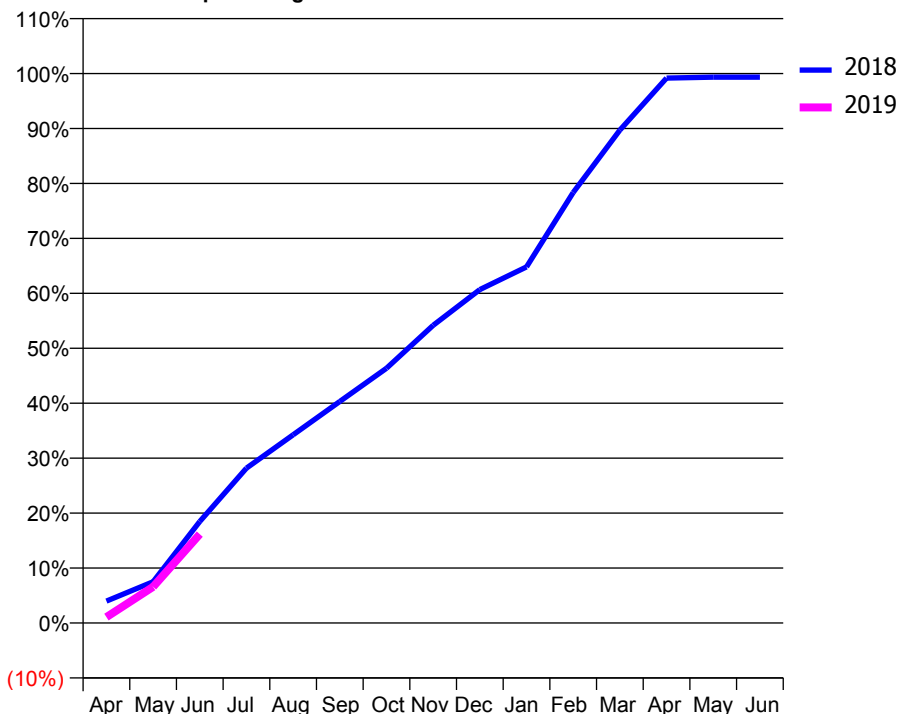
ACCESS*

Patients seen in 24 months	Total	Change since previous quarter
Quarter ending June 2017	1,826	
Quarter ending September 2017	1,807	↓
Quarter ending December 2017	1,832	→
Quarter ending March 2018	1,924	↑
Quarter ending June 2018	1,978	↑
Variance since June 2017	8.3%	↑



ACTIVITY

Cumulative percentage of contracted UDA delivered 2018 & 2019



Month	Adjusted Scheduled Activity (UDA)	
	2018	2019
April	313	85
May	588	516
June	1,447	1,266
July	2,206	
August	2,681	
September	3,155	
October	3,628	
November	4,240	
December	4,749	
January	5,073	
February	6,131	
March	7,022	
April	7,762	
May	7,775	
June	7,776	

QUALITY

	Quantity	Base Number	Contract	AT	Region	England
% of FP17s for the same patient ID Re-attending within 3 months - Children	9	167	5.4%	10.5%	11.5%	11.5%
% of FP17s for the same patient ID Re-attending within 3 months - Adults	33	401	8.2%	15.7%	16.6%	15.4%
% of FP17s for the same patient ID Re-attending between 3 & 9 months - Children	95	167	56.9%	44.8%	48.8%	58.9%
% of FP17s for the same patient ID Re-attending between 3 & 9 months - Adults	178	401	44.4%	37.3%	39.3%	51.6%
% of FP17s for Band 1 Urgent Courses	21	409	5.1%	10.9%	10.6%	8.9%
% of FP17s Relating to Free Repair or Replacements	1	409	0.2%	0.5%	0.5%	0.8%
% of FP17s Relating to Continuations	5	409	1.2%	0.7%	0.7%	0.9%
% of Patients satisfied with the dentistry they have received	1	1	N/A	91.0%	90.4%	93.2%
% of Patients satisfied with the time they had to wait for an appointment	1	1	N/A	83.8%	85.3%	88.8%

* This is based on patients treated on this contract for their most recent course of treatment. Figures in italics indicate the base number of FP17s or Patient Questionnaire responses are less than 100. N/A is shown where the base number of responses is less than 10 during the period. % is calculated as Quantity/Base number*100

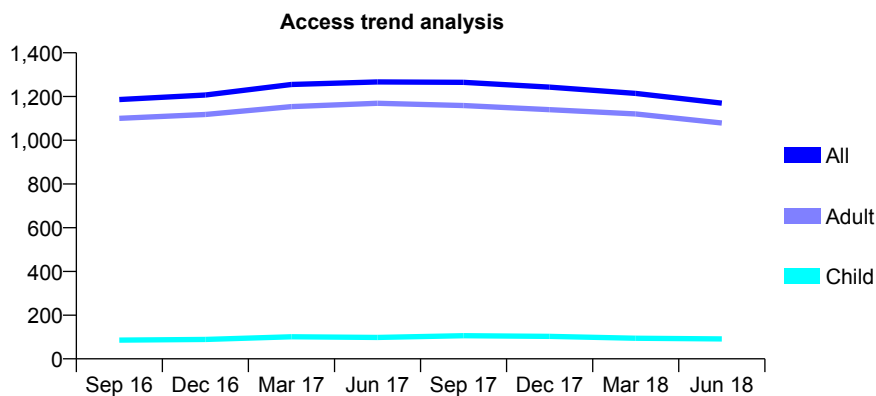
Q61 - Vital Signs At a Glance Contract Report for 395625/0003 - June 2018

Name or company name	MR CF NG
Contract type name	GDS Contract
Purpose of contract	General
Contract start date	01/11/2006
Contract end date	

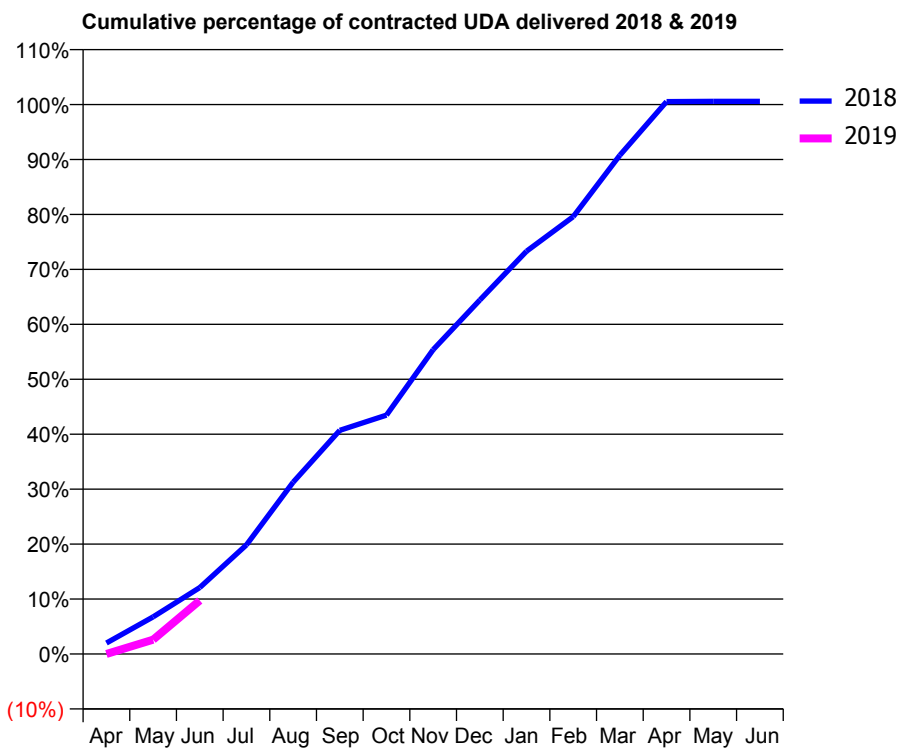
18/19 Contracted general activity (UDA)	5,678
Carry forward general activity (UDA)	0
18/19 Contracted orthodontic activity (UOA)	0
Carry forward orthodontic activity (UOA)	0
Baseline contract value	£166,531.31

ACCESS*

Patients seen in 24 months	Total	Change since previous quarter
Quarter ending June 2017	1,267	
Quarter ending September 2017	1,265	→
Quarter ending December 2017	1,243	↓
Quarter ending March 2018	1,214	↓
Quarter ending June 2018	1,170	↓
Variance since June 2017	(7.7%)	↓



ACTIVITY



Adjusted Scheduled Activity (UDA)		
Month	2018	2019
April	114	0
May	384	148
June	687	553
July	1,128	
August	1,776	
September	2,312	
October	2,469	
November	3,145	
December	3,658	
January	4,161	
February	4,518	
March	5,154	
April	5,707	
May	5,710	
June	5,710	

QUALITY

	Quantity	Base Number	Contract	AT	Region	England
% of FP17s for the same patient ID Re-attending within 3 months - Children	2	19	10.5%	10.5%	11.5%	11.5%
% of FP17s for the same patient ID Re-attending within 3 months - Adults	24	206	11.7%	15.7%	16.6%	15.4%
% of FP17s for the same patient ID Re-attending between 3 & 9 months - Children	7	19	36.8%	44.8%	48.8%	58.9%
% of FP17s for the same patient ID Re-attending between 3 & 9 months - Adults	78	206	37.9%	37.3%	39.3%	51.6%
% of FP17s for Band 1 Urgent Courses	0	136	0.0%	10.9%	10.6%	8.9%
% of FP17s Relating to Free Repair or Replacements	0	136	0.0%	0.5%	0.5%	0.8%
% of FP17s Relating to Continuations	3	136	2.2%	0.7%	0.7%	0.9%
% of Patients satisfied with the dentistry they have received	1	1	N/A	91.0%	90.4%	93.2%
% of Patients satisfied with the time they had to wait for an appointment	1	1	N/A	83.8%	85.3%	88.8%

* This is based on patients treated on this contract for their most recent course of treatment. Figures in italics indicate the base number of FP17s or Patient Questionnaire responses are less than 100. N/A is shown where the base number of responses is less than 10 during the period. % is calculated as Quantity/Base number*100

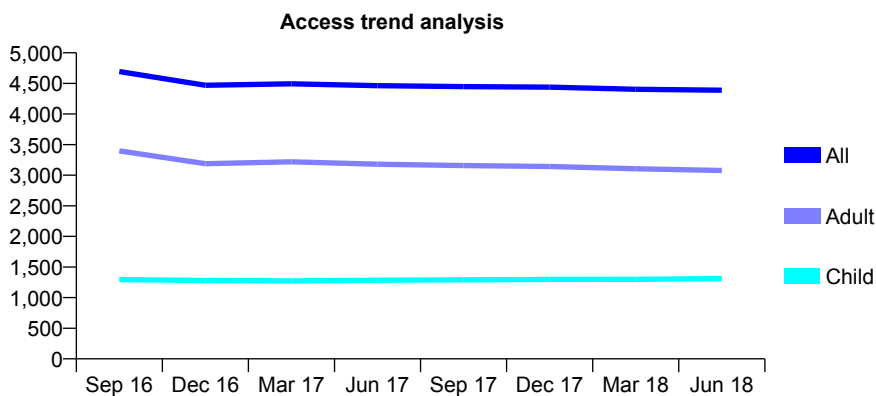
Q61 - Vital Signs At a Glance Contract Report for 549568/0001 - June 2018

Name or company name	MR C LEWIS
Contract type name	GDS Contract
Purpose of contract	General
Contract start date	01/04/2006
Contract end date	

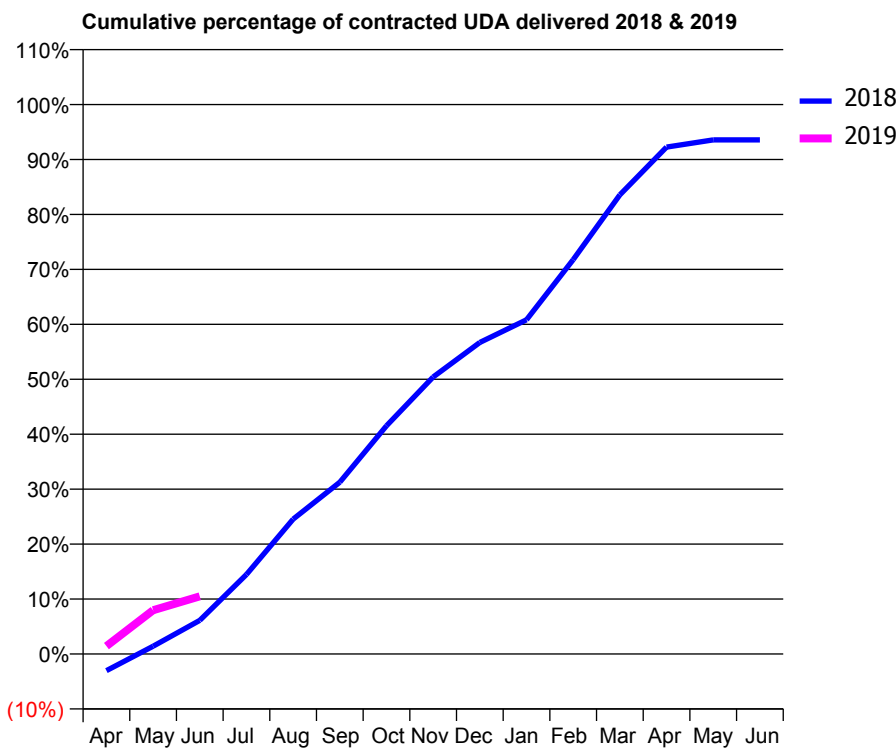
18/19 Contracted general activity (UDA)	14,514
Carry forward general activity (UDA)	0
18/19 Contracted orthodontic activity (UOA)	0
Carry forward orthodontic activity (UOA)	0
Baseline contract value	£384,777.18

ACCESS*

Patients seen in 24 months	Total	Change since previous quarter
Quarter ending June 2017	4,464	
Quarter ending September 2017	4,448	→
Quarter ending December 2017	4,439	→
Quarter ending March 2018	4,405	→
Quarter ending June 2018	4,389	→
Variance since June 2017	(1.7%)	↓



ACTIVITY



Month	Adjusted Scheduled Activity (UDA)	
	2018	2019
April	-442	211
May	207	1,157
June	888	1,523
July	2,103	
August	3,564	
September	4,538	
October	6,030	
November	7,318	
December	8,231	
January	8,827	
February	10,418	
March	12,129	
April	13,391	
May	13,581	
June	13,581	

QUALITY

	Quantity	Base Number	Contract	AT	Region	England
% of FP17s for the same patient ID Re-attending within 3 months - Children	37	398	9.3%	10.5%	11.5%	11.5%
% of FP17s for the same patient ID Re-attending within 3 months - Adults	130	747	17.4%	15.7%	16.6%	15.4%
% of FP17s for the same patient ID Re-attending between 3 & 9 months - Children	182	398	45.7%	44.8%	48.8%	58.9%
% of FP17s for the same patient ID Re-attending between 3 & 9 months - Adults	248	747	33.2%	37.3%	39.3%	51.6%
% of FP17s for Band 1 Urgent Courses	58	655	8.9%	10.9%	10.6%	8.9%
% of FP17s Relating to Free Repair or Replacements	3	655	0.5%	0.5%	0.5%	0.8%
% of FP17s Relating to Continuations	7	655	1.1%	0.7%	0.7%	0.9%
% of Patients satisfied with the dentistry they have received	1	2	N/A	91.0%	90.4%	93.2%
% of Patients satisfied with the time they had to wait for an appointment	1	2	N/A	83.8%	85.3%	88.8%

* This is based on patients treated on this contract for their most recent course of treatment. Figures in italics indicate the base number of FP17s or Patient Questionnaire responses are less than 100. N/A is shown where the base number of responses is less than 10 during the period. % is calculated as Quantity/Base number*100

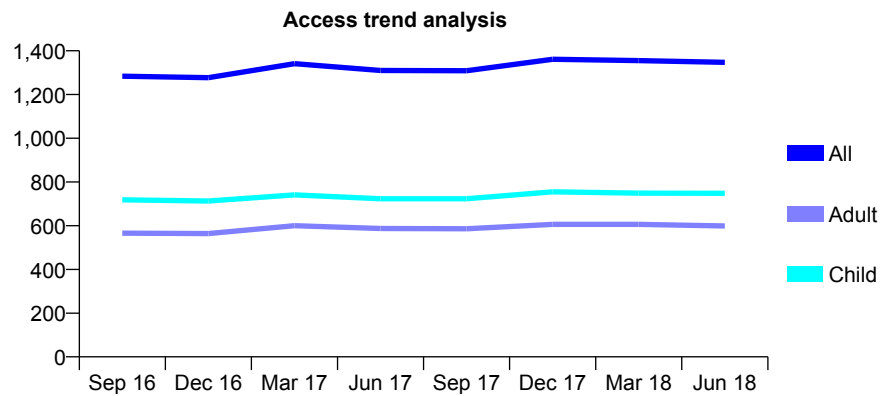
Q61 - Vital Signs At a Glance Contract Report for 554898/0001 - June 2018

Name or company name	MR AJ TREWELLA
Contract type name	GDS Contract
Purpose of contract	General
Contract start date	01/04/2006
Contract end date	

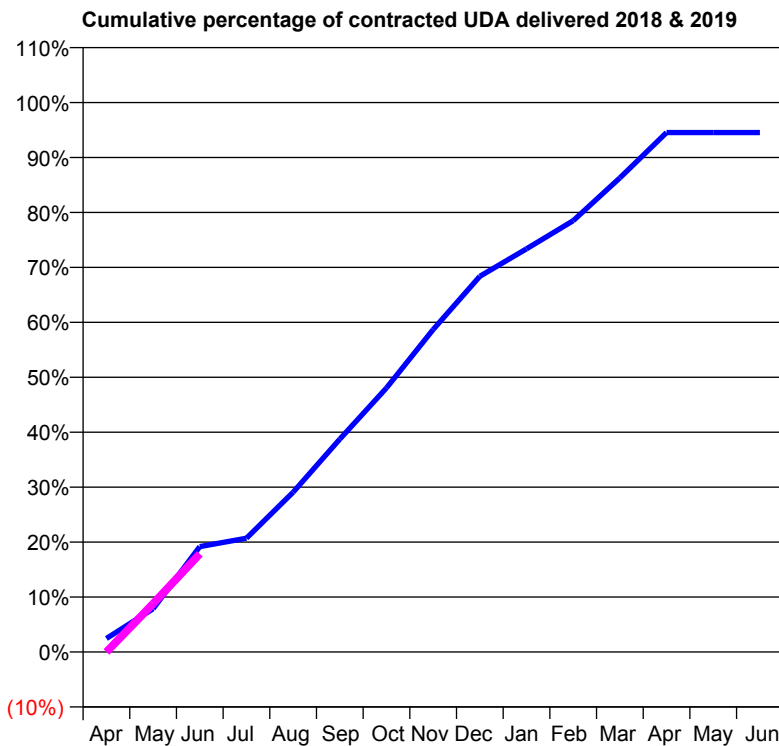
18/19 Contracted general activity (UDA)	3,740
Carry forward general activity (UDA)	0
18/19 Contracted orthodontic activity (UOA)	0
Carry forward orthodontic activity (UOA)	0
Baseline contract value	£99,883.50

ACCESS*

Patients seen in 24 months	Total	Change since previous quarter
Quarter ending June 2017	1,310	
Quarter ending September 2017	1,309	→
Quarter ending December 2017	1,361	↑
Quarter ending March 2018	1,355	→
Quarter ending June 2018	1,347	→
Variance since June 2017	2.8%	↑



ACTIVITY



Adjusted Scheduled Activity (UDA)		
Month	2018	2019
April	92	0
May	295	329
June	717	669
July	774	
August	1,087	
September	1,449	
October	1,798	
November	2,195	
December	2,557	
January	2,744	
February	2,936	
March	3,227	
April	3,535	
May	3,535	
June	3,535	

QUALITY

	Quantity	Base Number	Contract	AT	Region	England
% of FP17s for the same patient ID Re-attending within 3 months - Children	18	270	6.7%	10.5%	11.5%	11.5%
% of FP17s for the same patient ID Re-attending within 3 months - Adults	31	177	17.5%	15.7%	16.6%	15.4%
% of FP17s for the same patient ID Re-attending between 3 & 9 months - Children	133	270	49.3%	44.8%	48.8%	58.9%
% of FP17s for the same patient ID Re-attending between 3 & 9 months - Adults	79	177	44.6%	37.3%	39.3%	51.6%
% of FP17s for Band 1 Urgent Courses	23	332	6.9%	10.9%	10.6%	8.9%
% of FP17s Relating to Free Repair or Replacements	0	332	0.0%	0.5%	0.5%	0.8%
% of FP17s Relating to Continuations	1	332	0.3%	0.7%	0.7%	0.9%
% of Patients satisfied with the dentistry they have received	0	1	N/A	91.0%	90.4%	93.2%
% of Patients satisfied with the time they had to wait for an appointment	0	1	N/A	83.8%	85.3%	88.8%

* This is based on patients treated on this contract for their most recent course of treatment. Figures in italics indicate the base number of FP17s or Patient Questionnaire responses are less than 100. N/A is shown where the base number of responses is less than 10 during the period. % is calculated as Quantity/Base number*100

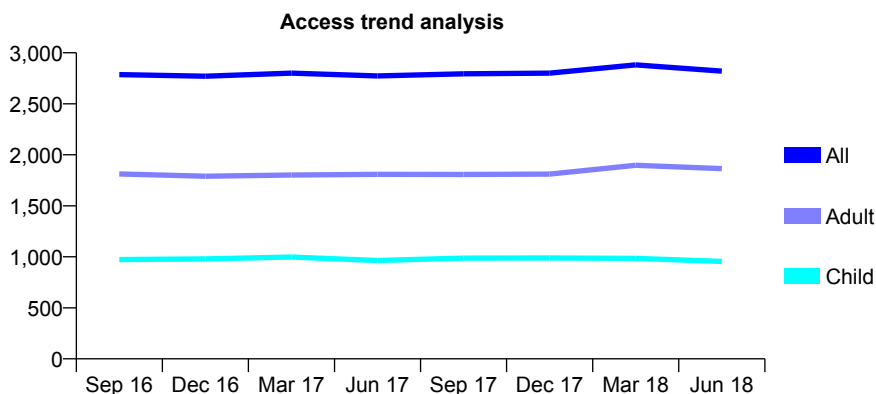
Q61 - Vital Signs At a Glance Contract Report for 556459/0002 - June 2018

Name or company name	MR GP DINDOL
Contract type name	GDS Contract
Purpose of contract	General and Orthodontic
Contract start date	19/07/2008
Contract end date	

18/19 Contracted general activity (UDA)	5,459
Carry forward general activity (UDA)	0
18/19 Contracted orthodontic activity (UOA)	2,491
Carry forward orthodontic activity (UOA)	0
Baseline contract value	£524,142.07

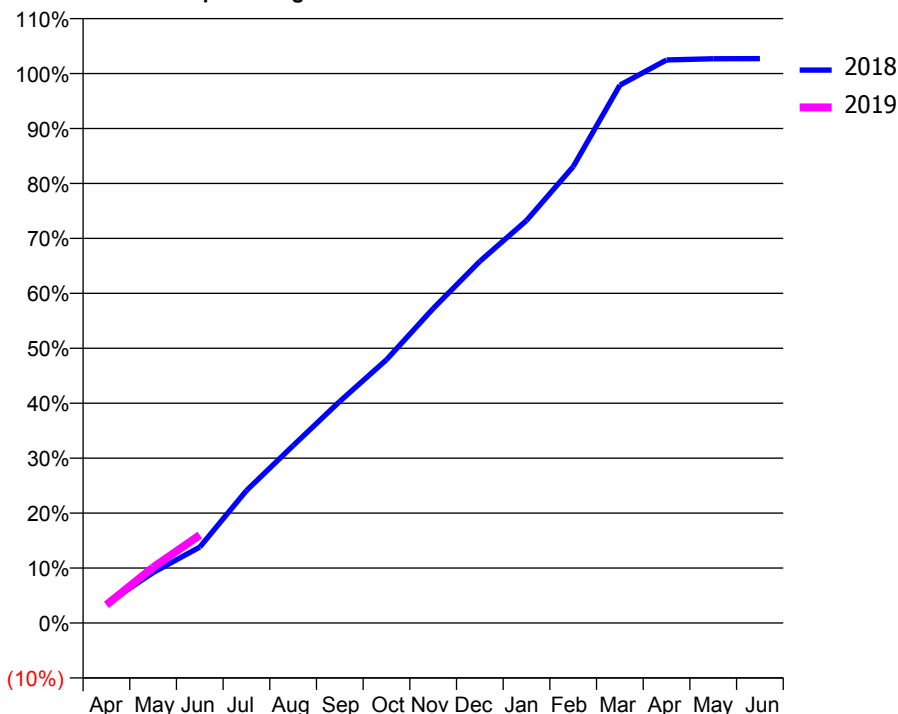
ACCESS*

Patients seen in 24 months	Total	Change since previous quarter
Quarter ending June 2017	2,773	
Quarter ending September 2017	2,794	→
Quarter ending December 2017	2,800	→
Quarter ending March 2018	2,882	↑
Quarter ending June 2018	2,820	↓
Variance since June 2017	1.7%	→



ACTIVITY

Cumulative percentage of contracted UDA delivered 2018 & 2019



Month	Adjusted Scheduled Activity (UDA)	
	2018	2019
April	190	180
May	501	554
June	755	874
July	1,316	
August	1,762	
September	2,203	
October	2,616	
November	3,125	
December	3,593	
January	3,999	
February	4,533	
March	5,344	
April	5,594	
May	5,605	
June	5,607	

QUALITY

	Quantity	Base Number	Contract	AT	Region	England
% of FP17s for the same patient ID Re-attending within 3 months - Children	21	273	7.7%	10.5%	11.5%	11.5%
% of FP17s for the same patient ID Re-attending within 3 months - Adults	92	460	20.0%	15.7%	16.6%	15.4%
% of FP17s for the same patient ID Re-attending between 3 & 9 months - Children	93	273	34.1%	44.8%	48.8%	58.9%
% of FP17s for the same patient ID Re-attending between 3 & 9 months - Adults	171	460	37.2%	37.3%	39.3%	51.6%
% of FP17s for Band 1 Urgent Courses	46	386	11.9%	10.9%	10.6%	8.9%
% of FP17s Relating to Free Repair or Replacements	5	386	1.3%	0.5%	0.5%	0.8%
% of FP17s Relating to Continuations	2	386	0.5%	0.7%	0.7%	0.9%
% of Patients satisfied with the dentistry they have received	0	1	N/A	91.0%	90.4%	93.2%
% of Patients satisfied with the time they had to wait for an appointment	1	1	N/A	83.8%	85.3%	88.8%

* This is based on patients treated on this contract for their most recent course of treatment. Figures in italics indicate the base number of FP17s or Patient Questionnaire responses are less than 100. N/A is shown where the base number of responses is less than 10 during the period. % is calculated as Quantity/Base number*100

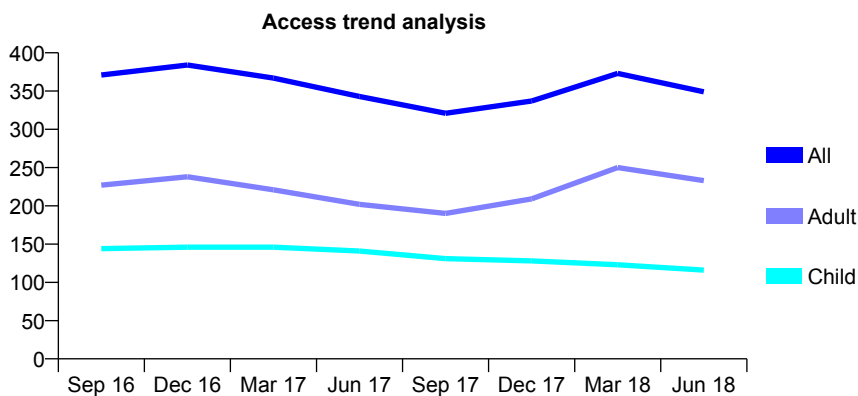
Q61 - Vital Signs At a Glance Contract Report for 557145/0003 - June 2018

Name or company name	Precious Smile Dental Care
Contract type name	GDS Contract
Purpose of contract	General
Contract start date	02/01/2007
Contract end date	

18/19 Contracted general activity (UDA)	642
Carry forward general activity (UDA)	0
18/19 Contracted orthodontic activity (UOA)	0
Carry forward orthodontic activity (UOA)	0
Baseline contract value	£17,269.92

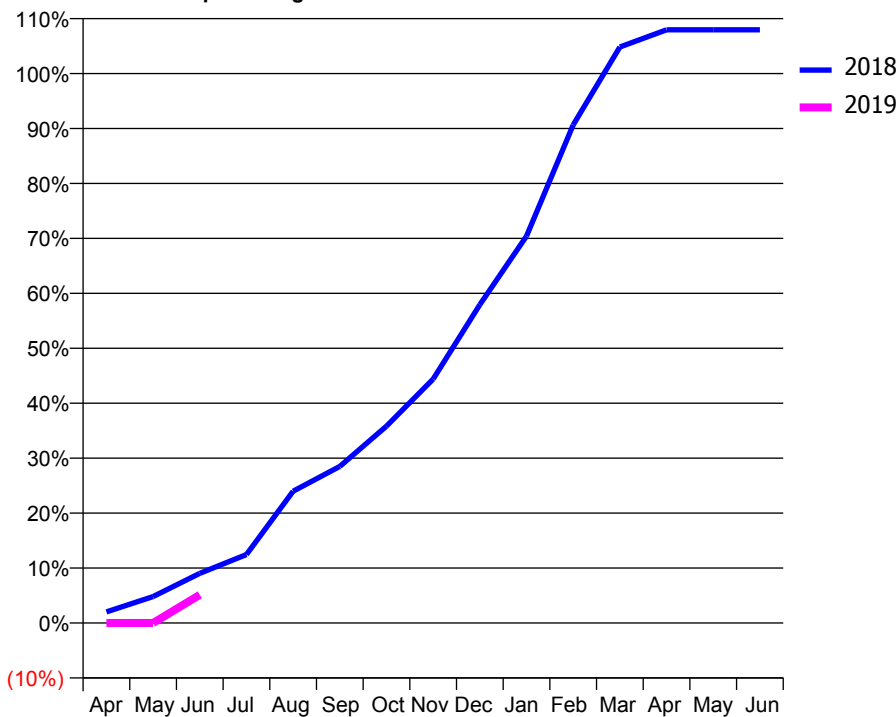
ACCESS*

Patients seen in 24 months	Total	Change since previous quarter
Quarter ending June 2017	343	
Quarter ending September 2017	321	↓
Quarter ending December 2017	337	↑
Quarter ending March 2018	373	↑
Quarter ending June 2018	349	↓
Variance since June 2017	1.7%	→



ACTIVITY

Cumulative percentage of contracted UDA delivered 2018 & 2019



Month	2018	2019
April	13	0
May	31	0
June	58	33
July	80	
August	154	
September	183	
October	230	
November	285	
December	372	
January	452	
February	582	
March	673	
April	693	
May	693	
June	693	

QUALITY

	Quantity	Base Number	Contract	AT	Region	England
% of FP17s for the same patient ID Re-attending within 3 months - Children	3	21	14.3%	10.5%	11.5%	11.5%
% of FP17s for the same patient ID Re-attending within 3 months - Adults	1	12	8.3%	15.7%	16.6%	15.4%
% of FP17s for the same patient ID Re-attending between 3 & 9 months - Children	8	21	38.1%	44.8%	48.8%	58.9%
% of FP17s for the same patient ID Re-attending between 3 & 9 months - Adults	2	12	16.7%	37.3%	39.3%	51.6%
% of FP17s for Band 1 Urgent Courses	0	23	0.0%	10.9%	10.6%	8.9%
% of FP17s Relating to Free Repair or Replacements	0	23	0.0%	0.5%	0.5%	0.8%
% of FP17s Relating to Continuations	0	23	0.0%	0.7%	0.7%	0.9%
% of Patients satisfied with the dentistry they have received	0	0	N/A	91.0%	90.4%	93.2%
% of Patients satisfied with the time they had to wait for an appointment	0	0	N/A	83.8%	85.3%	88.8%

* This is based on patients treated on this contract for their most recent course of treatment. Figures in italics indicate the base number of FP17s or Patient Questionnaire responses are less than 100. N/A is shown where the base number of responses is less than 10 during the period. % is calculated as Quantity/Base number*100

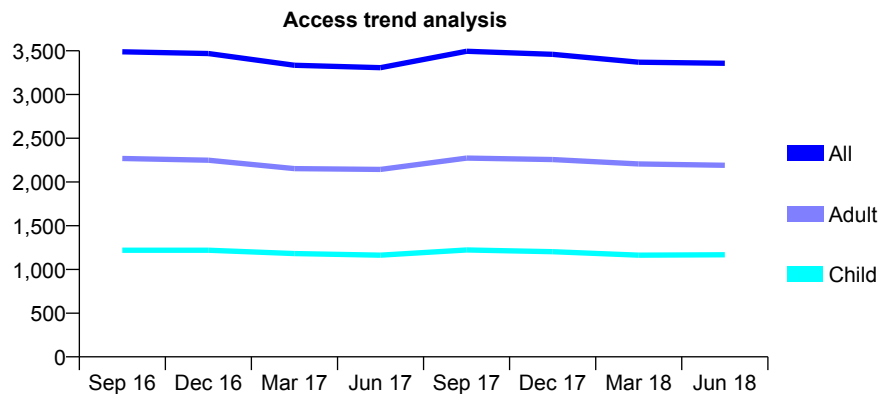
Q61 - Vital Signs At a Glance Contract Report for 560022/0002 - June 2018

Name or company name	MR J SCHWAB
Contract type name	GDS Contract
Purpose of contract	General
Contract start date	10/08/2011
Contract end date	

18/19 Contracted general activity (UDA)	13,288
Carry forward general activity (UDA)	0
18/19 Contracted orthodontic activity (UOA)	0
Carry forward orthodontic activity (UOA)	0
Baseline contract value	£249,491.67

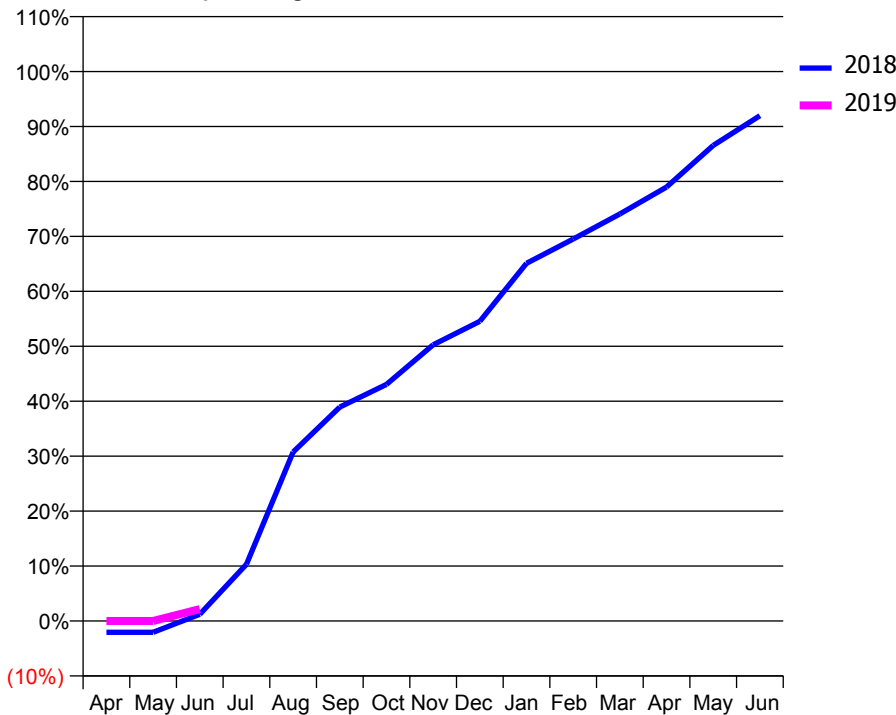
ACCESS*

Patients seen in 24 months	Total	Change since previous quarter
Quarter ending June 2017	3,307	
Quarter ending September 2017	3,495	↑
Quarter ending December 2017	3,460	↓
Quarter ending March 2018	3,369	↓
Quarter ending June 2018	3,357	→
Variance since June 2017	1.5%	→



ACTIVITY

Cumulative percentage of contracted UDA delivered 2018 & 2019



Month	Adjusted Scheduled Activity (UDA)	
	2018	2019
April	-275	0
May	-275	0
June	162	289
July	1,371	
August	4,087	
September	5,175	
October	5,721	
November	6,681	
December	7,247	
January	8,651	
February	9,236	
March	9,844	
April	10,496	
May	11,501	
June	12,220	

QUALITY

	Quantity	Base Number	Contract	AT	Region	England
% of FP17s for the same patient ID Re-attending within 3 months - Children	19	258	7.4%	10.5%	11.5%	11.5%
% of FP17s for the same patient ID Re-attending within 3 months - Adults	80	572	14.0%	15.7%	16.6%	15.4%
% of FP17s for the same patient ID Re-attending between 3 & 9 months - Children	107	258	41.5%	44.8%	48.8%	58.9%
% of FP17s for the same patient ID Re-attending between 3 & 9 months - Adults	225	572	39.3%	37.3%	39.3%	51.6%
% of FP17s for Band 1 Urgent Courses	20	118	16.9%	10.9%	10.6%	8.9%
% of FP17s Relating to Free Repair or Replacements	1	118	0.8%	0.5%	0.5%	0.8%
% of FP17s Relating to Continuations	0	118	0.0%	0.7%	0.7%	0.9%
% of Patients satisfied with the dentistry they have received	12	13	92.3%	91.0%	90.4%	93.2%
% of Patients satisfied with the time they had to wait for an appointment	11	13	84.6%	83.8%	85.3%	88.8%

* This is based on patients treated on this contract for their most recent course of treatment. Figures in italics indicate the base number of FP17s or Patient Questionnaire responses are less than 100. N/A is shown where the base number of responses is less than 10 during the period. % is calculated as Quantity/Base number*100

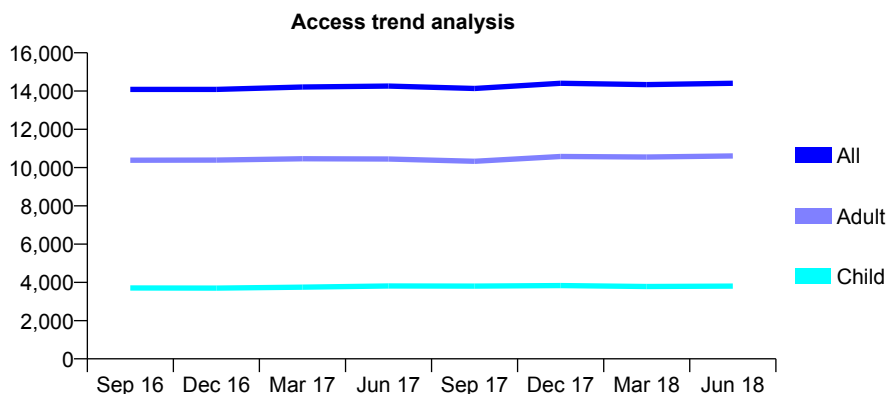
Q61 - Vital Signs At a Glance Contract Report for 566667/0001 - June 2018

Name or company name	MR RN TORRANCE
Contract type name	GDS Contract
Purpose of contract	General
Contract start date	01/04/2006
Contract end date	

18/19 Contracted general activity (UDA)	54,930
Carry forward general activity (UDA)	0
18/19 Contracted orthodontic activity (UOA)	0
Carry forward orthodontic activity (UOA)	0
Baseline contract value	£1,536,999.32

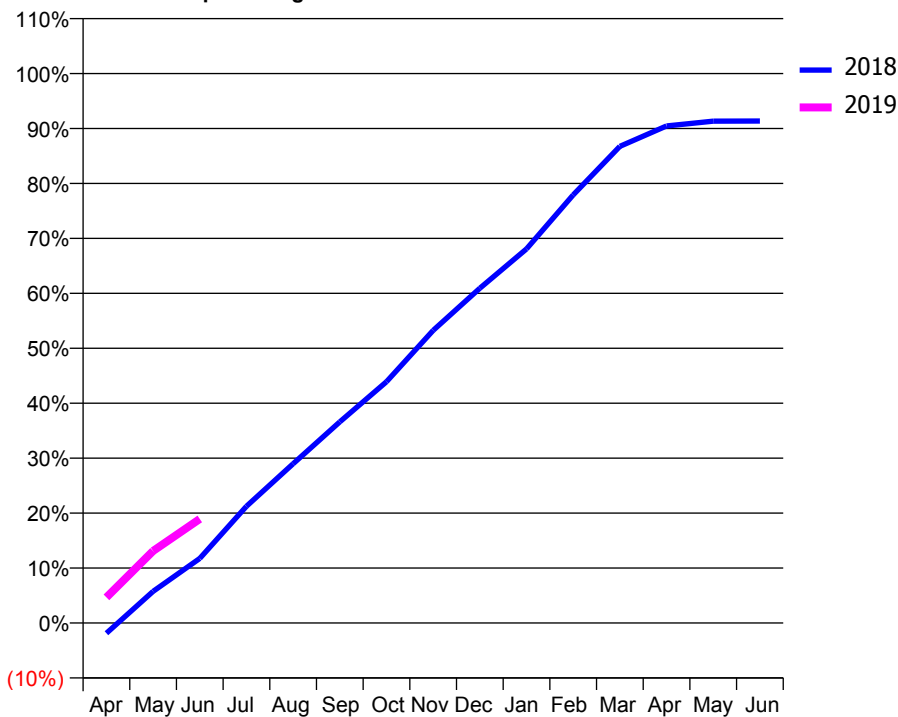
ACCESS*

Patients seen in 24 months	Total	Change since previous quarter
Quarter ending June 2017	14,260	
Quarter ending September 2017	14,132	→
Quarter ending December 2017	14,410	→
Quarter ending March 2018	14,339	→
Quarter ending June 2018	14,408	→
Variance since June 2017	1.0%	→



ACTIVITY

Cumulative percentage of contracted UDA delivered 2018 & 2019



Month	Adjusted Scheduled Activity (UDA)	
	2018	2019
April	-1,033	2,566
May	3,169	7,199
June	6,456	10,408
July	11,670	
August	15,916	
September	20,112	
October	24,117	
November	29,246	
December	33,465	
January	37,397	
February	42,793	
March	47,645	
April	49,685	
May	50,171	
June	50,183	

QUALITY

	Quantity	Base Number	Contract	AT	Region	England
% of FP17s for the same patient ID Re-attending within 3 months - Children	122	1,107	11.0%	10.5%	11.5%	11.5%
% of FP17s for the same patient ID Re-attending within 3 months - Adults	503	2,676	18.8%	15.7%	16.6%	15.4%
% of FP17s for the same patient ID Re-attending between 3 & 9 months - Children	391	1,107	35.3%	44.8%	48.8%	58.9%
% of FP17s for the same patient ID Re-attending between 3 & 9 months - Adults	769	2,676	28.7%	37.3%	39.3%	51.6%
% of FP17s for Band 1 Urgent Courses	563	3,071	18.3%	10.9%	10.6%	8.9%
% of FP17s Relating to Free Repair or Replacements	26	3,071	0.8%	0.5%	0.5%	0.8%
% of FP17s Relating to Continuations	8	3,071	0.3%	0.7%	0.7%	0.9%
% of Patients satisfied with the dentistry they have received	11	12	91.7%	91.0%	90.4%	93.2%
% of Patients satisfied with the time they had to wait for an appointment	10	12	83.3%	83.8%	85.3%	88.8%

* This is based on patients treated on this contract for their most recent course of treatment. Figures in italics indicate the base number of FP17s or Patient Questionnaire responses are less than 100. N/A is shown where the base number of responses is less than 10 during the period. % is calculated as Quantity/Base number*100

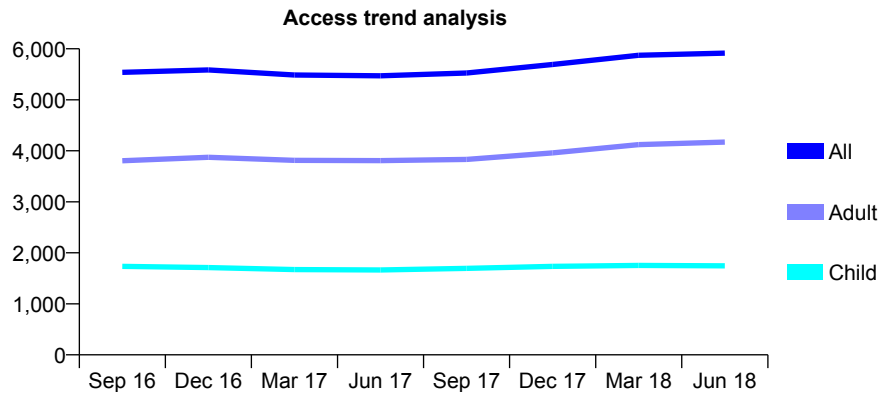
Q61 - Vital Signs At a Glance Contract Report for 566969/0001 - June 2018

Name or company name	Sohail Moulana
Contract type name	GDS Contract
Purpose of contract	General
Contract start date	01/04/2006
Contract end date	

18/19 Contracted general activity (UDA)	17,225
Carry forward general activity (UDA)	0
18/19 Contracted orthodontic activity (UOA)	0
Carry forward orthodontic activity (UOA)	0
Baseline contract value	£546,321.13

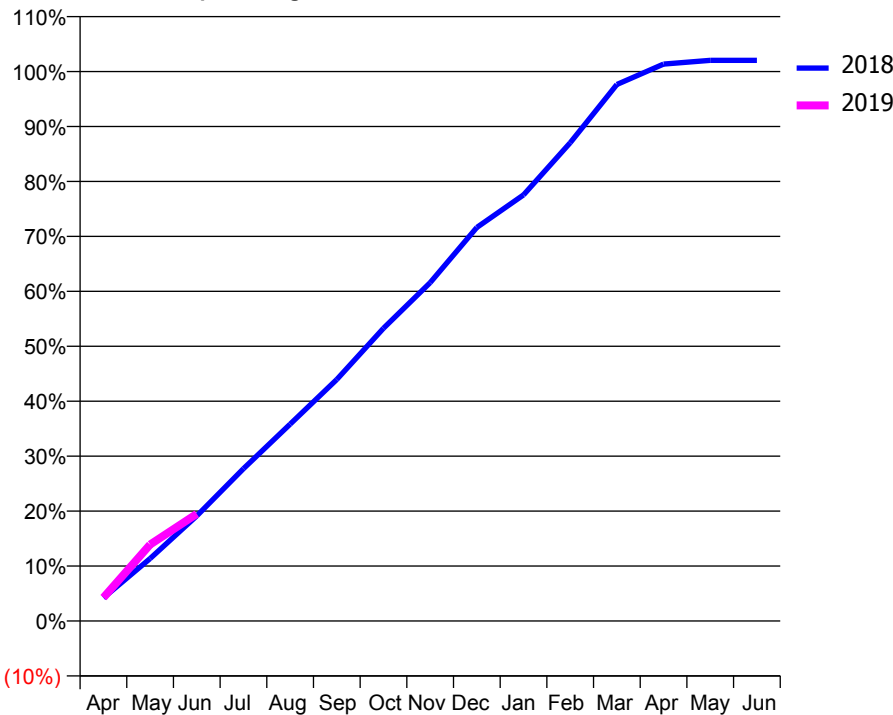
ACCESS*

Patients seen in 24 months	Total	Change since previous quarter
Quarter ending June 2017	5,470	
Quarter ending September 2017	5,526	→
Quarter ending December 2017	5,694	↑
Quarter ending March 2018	5,874	↑
Quarter ending June 2018	5,914	→
Variance since June 2017	8.1%	↑



ACTIVITY

Cumulative percentage of contracted UDA delivered 2018 & 2019



Month	Adjusted Scheduled Activity (UDA)	
	2018	2019
April	727	732
May	1,958	2,396
June	3,298	3,358
July	4,777	
August	6,172	
September	7,573	
October	9,179	
November	10,606	
December	12,335	
January	13,358	
February	14,990	
March	16,816	
April	17,456	
May	17,573	
June	17,573	

QUALITY

	Quantity	Base Number	Contract	AT	Region	England
% of FP17s for the same patient ID Re-attending within 3 months - Children	32	445	7.2%	10.5%	11.5%	11.5%
% of FP17s for the same patient ID Re-attending within 3 months - Adults	193	1,058	18.2%	15.7%	16.6%	15.4%
% of FP17s for the same patient ID Re-attending between 3 & 9 months - Children	148	445	33.3%	44.8%	48.8%	58.9%
% of FP17s for the same patient ID Re-attending between 3 & 9 months - Adults	337	1,058	31.9%	37.3%	39.3%	51.6%
% of FP17s for Band 1 Urgent Courses	201	1,245	16.1%	10.9%	10.6%	8.9%
% of FP17s Relating to Free Repair or Replacements	3	1,245	0.2%	0.5%	0.5%	0.8%
% of FP17s Relating to Continuations	14	1,245	1.1%	0.7%	0.7%	0.9%
% of Patients satisfied with the dentistry they have received	1	1	N/A	91.0%	90.4%	93.2%
% of Patients satisfied with the time they had to wait for an appointment	1	1	N/A	83.8%	85.3%	88.8%

* This is based on patients treated on this contract for their most recent course of treatment. Figures in italics indicate the base number of FP17s or Patient Questionnaire responses are less than 100. N/A is shown where the base number of responses is less than 10 during the period. % is calculated as Quantity/Base number*100

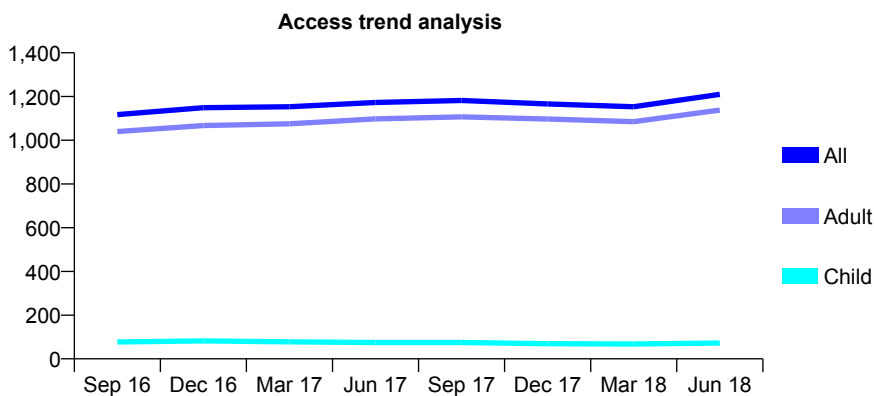
Q61 - Vital Signs At a Glance Contract Report for 568503/0001 - June 2018

Name or company name	MR NS MUDHAR
Contract type name	GDS Contract
Purpose of contract	General
Contract start date	01/04/2006
Contract end date	

18/19 Contracted general activity (UDA)	4,783
Carry forward general activity (UDA)	0
18/19 Contracted orthodontic activity (UOA)	0
Carry forward orthodontic activity (UOA)	0
Baseline contract value	£195,764.46

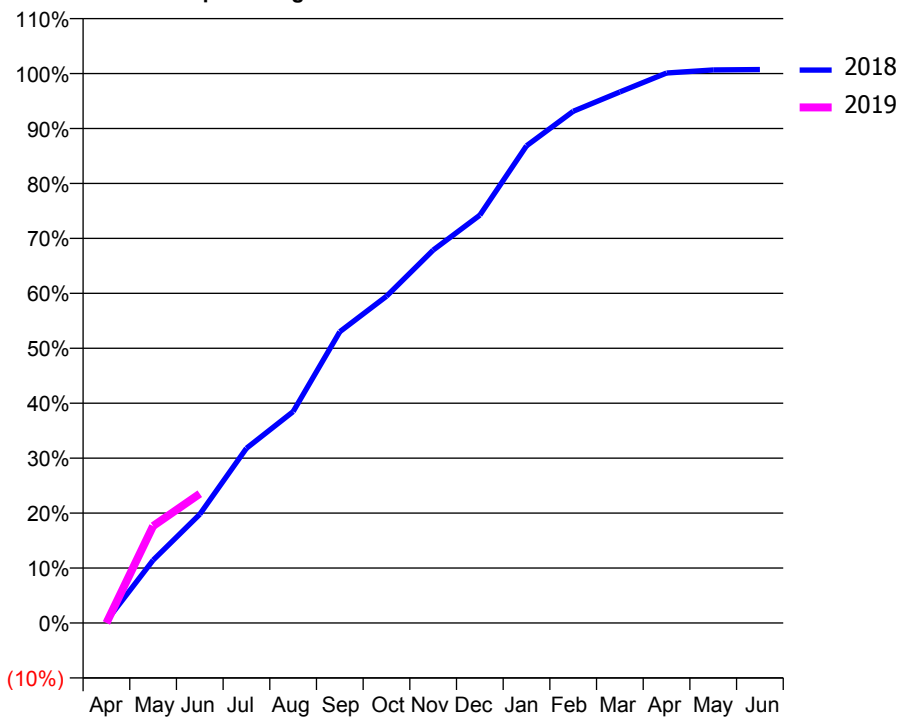
ACCESS*

Patients seen in 24 months	Total	Change since previous quarter
Quarter ending June 2017	1,173	
Quarter ending September 2017	1,182	→
Quarter ending December 2017	1,166	↓
Quarter ending March 2018	1,153	↓
Quarter ending June 2018	1,210	↑
Variance since June 2017	3.2%	↑



ACTIVITY

Cumulative percentage of contracted UDA delivered 2018 & 2019



Month	Adjusted Scheduled Activity (UDA)	
	2018	2019
April	18	0
May	547	844
June	947	1,125
July	1,521	
August	1,840	
September	2,536	
October	2,844	
November	3,246	
December	3,550	
January	4,153	
February	4,454	
March	4,622	
April	4,787	
May	4,814	
June	4,818	

QUALITY

	Quantity	Base Number	Contract	AT	Region	England
% of FP17s for the same patient ID Re-attending within 3 months - Children	0	17	0.0%	10.5%	11.5%	11.5%
% of FP17s for the same patient ID Re-attending within 3 months - Adults	20	255	7.8%	15.7%	16.6%	15.4%
% of FP17s for the same patient ID Re-attending between 3 & 9 months - Children	3	17	17.6%	44.8%	48.8%	58.9%
% of FP17s for the same patient ID Re-attending between 3 & 9 months - Adults	63	255	24.7%	37.3%	39.3%	51.6%
% of FP17s for Band 1 Urgent Courses	21	181	11.6%	10.9%	10.6%	8.9%
% of FP17s Relating to Free Repair or Replacements	0	181	0.0%	0.5%	0.5%	0.8%
% of FP17s Relating to Continuations	1	181	0.6%	0.7%	0.7%	0.9%
% of Patients satisfied with the dentistry they have received	1	1	N/A	91.0%	90.4%	93.2%
% of Patients satisfied with the time they had to wait for an appointment	1	1	N/A	83.8%	85.3%	88.8%

* This is based on patients treated on this contract for their most recent course of treatment. Figures in italics indicate the base number of FP17s or Patient Questionnaire responses are less than 100. N/A is shown where the base number of responses is less than 10 during the period. % is calculated as Quantity/Base number*100

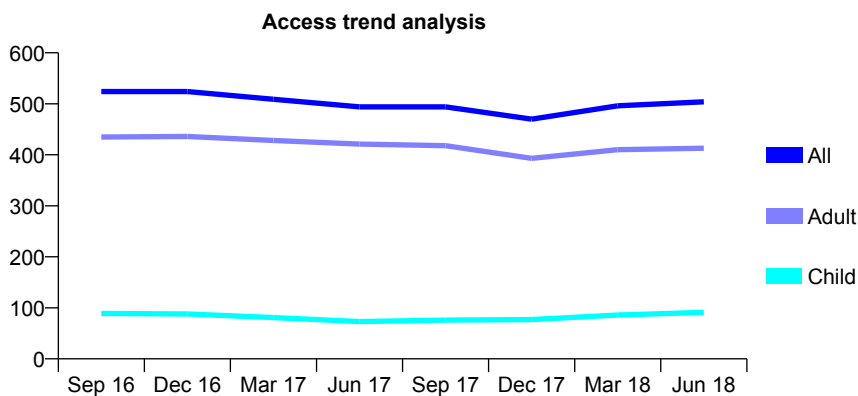
Q61 - Vital Signs At a Glance Contract Report for 568503/0003 - June 2018

Name or company name	MR NS MUDHAR
Contract type name	GDS Contract
Purpose of contract	General
Contract start date	01/04/2006
Contract end date	

18/19 Contracted general activity (UDA)	1,840
Carry forward general activity (UDA)	0
18/19 Contracted orthodontic activity (UOA)	0
Carry forward orthodontic activity (UOA)	0
Baseline contract value	£62,536.63

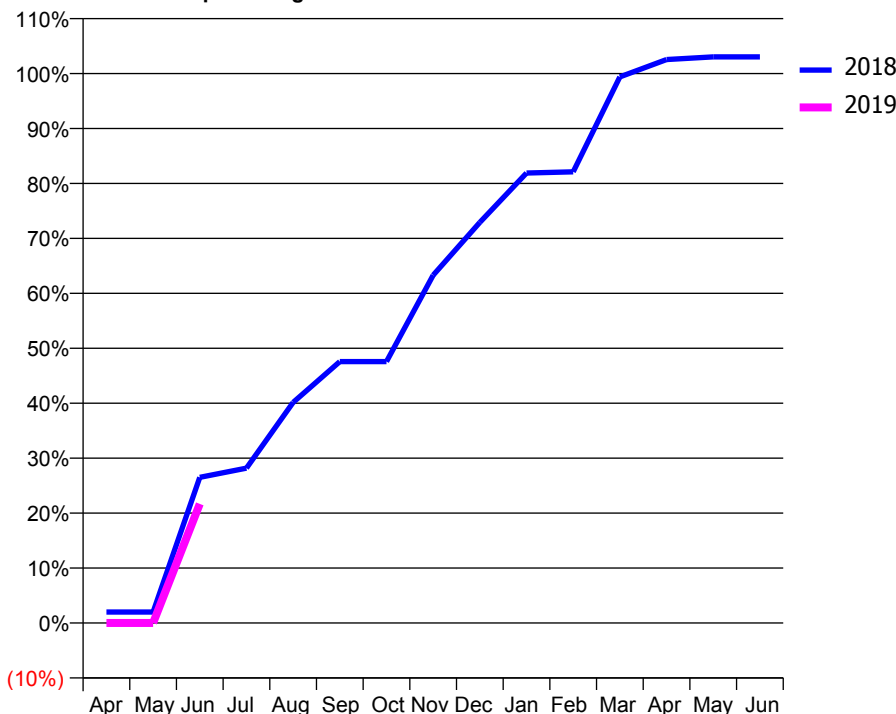
ACCESS*

Patients seen in 24 months	Total	Change since previous quarter
Quarter ending June 2017	494	
Quarter ending September 2017	494	→
Quarter ending December 2017	470	↓
Quarter ending March 2018	496	↑
Quarter ending June 2018	504	→
Variance since June 2017	2.0%	↑



ACTIVITY

Cumulative percentage of contracted UDA delivered 2018 & 2019



Month	Adjusted Scheduled Activity (UDA)	
	2018	2019
April	37	0
May	37	0
June	488	399
July	519	
August	739	
September	876	
October	876	
November	1,165	
December	1,342	
January	1,507	
February	1,511	
March	1,829	
April	1,887	
May	1,896	
June	1,896	

QUALITY

	Quantity	Base Number	Contract	AT	Region	England
% of FP17s for the same patient ID Re-attending within 3 months - Children	2	28	7.1%	10.5%	11.5%	11.5%
% of FP17s for the same patient ID Re-attending within 3 months - Adults	2	80	2.5%	15.7%	16.6%	15.4%
% of FP17s for the same patient ID Re-attending between 3 & 9 months - Children	8	28	28.6%	44.8%	48.8%	58.9%
% of FP17s for the same patient ID Re-attending between 3 & 9 months - Adults	11	80	13.8%	37.3%	39.3%	51.6%
% of FP17s for Band 1 Urgent Courses	0	75	0.0%	10.9%	10.6%	8.9%
% of FP17s Relating to Free Repair or Replacements	0	75	0.0%	0.5%	0.5%	0.8%
% of FP17s Relating to Continuations	0	75	0.0%	0.7%	0.7%	0.9%
% of Patients satisfied with the dentistry they have received	0	0	N/A	91.0%	90.4%	93.2%
% of Patients satisfied with the time they had to wait for an appointment	0	0	N/A	83.8%	85.3%	88.8%

* This is based on patients treated on this contract for their most recent course of treatment. Figures in italics indicate the base number of FP17s or Patient Questionnaire responses are less than 100. N/A is shown where the base number of responses is less than 10 during the period. % is calculated as Quantity/Base number*100

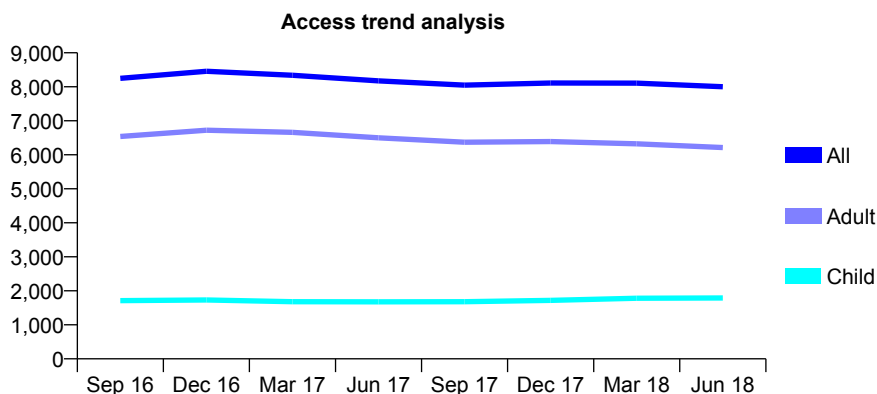
Q61 - Vital Signs At a Glance Contract Report for 568821/0003 - June 2018

Name or company name	MR BK VEKARIA
Contract type name	GDS Contract
Purpose of contract	General
Contract start date	01/05/2009
Contract end date	

18/19 Contracted general activity (UDA)	17,684
Carry forward general activity (UDA)	0
18/19 Contracted orthodontic activity (UOA)	0
Carry forward orthodontic activity (UOA)	0
Baseline contract value	£484,828.62

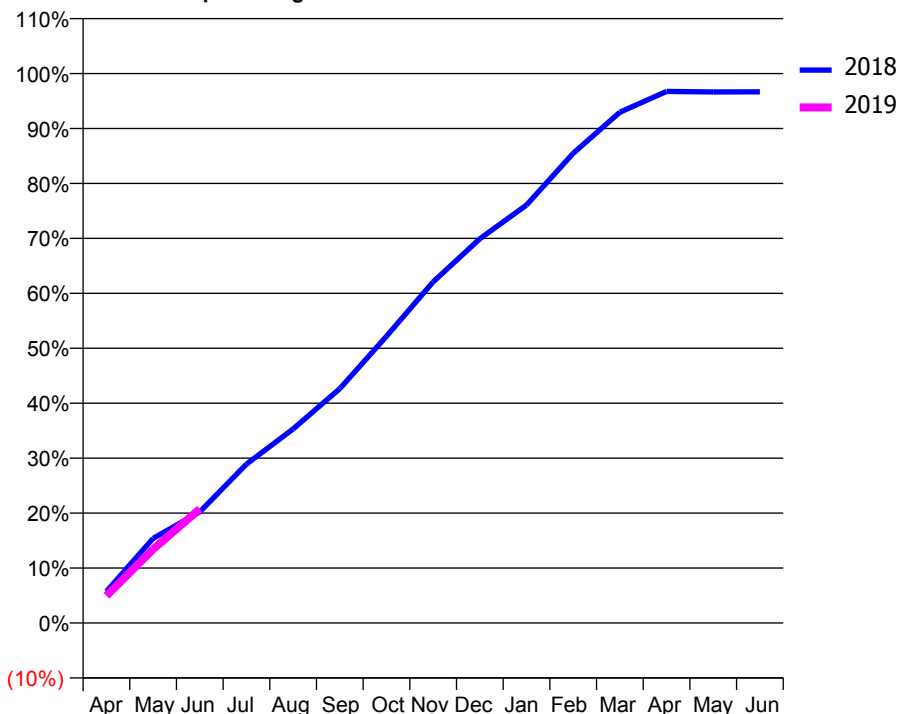
ACCESS*

Patients seen in 24 months	Total	Change since previous quarter
Quarter ending June 2017	8,176	
Quarter ending September 2017	8,050	↓
Quarter ending December 2017	8,112	→
Quarter ending March 2018	8,108	→
Quarter ending June 2018	8,003	↓
Variance since June 2017	(2.1%)	↓



ACTIVITY

Cumulative percentage of contracted UDA delivered 2018 & 2019



Month	Adjusted Scheduled Activity (UDA)	
	2018	2019
April	1,015	878
May	2,725	2,374
June	3,575	3,672
July	5,113	
August	6,245	
September	7,542	
October	9,231	
November	10,980	
December	12,365	
January	13,452	
February	15,116	
March	16,437	
April	17,108	
May	17,089	
June	17,093	

QUALITY

	Quantity	Base Number	Contract	AT	Region	England
% of FP17s for the same patient ID Re-attending within 3 months - Children	28	547	5.1%	10.5%	11.5%	11.5%
% of FP17s for the same patient ID Re-attending within 3 months - Adults	131	1,461	9.0%	15.7%	16.6%	15.4%
% of FP17s for the same patient ID Re-attending between 3 & 9 months - Children	245	547	44.8%	44.8%	48.8%	58.9%
% of FP17s for the same patient ID Re-attending between 3 & 9 months - Adults	488	1,461	33.4%	37.3%	39.3%	51.6%
% of FP17s for Band 1 Urgent Courses	165	1,702	9.7%	10.9%	10.6%	8.9%
% of FP17s Relating to Free Repair or Replacements	3	1,702	0.2%	0.5%	0.5%	0.8%
% of FP17s Relating to Continuations	0	1,702	0.0%	0.7%	0.7%	0.9%
% of Patients satisfied with the dentistry they have received	0	1	N/A	91.0%	90.4%	93.2%
% of Patients satisfied with the time they had to wait for an appointment	1	1	N/A	83.8%	85.3%	88.8%

* This is based on patients treated on this contract for their most recent course of treatment. Figures in italics indicate the base number of FP17s or Patient Questionnaire responses are less than 100. N/A is shown where the base number of responses is less than 10 during the period. % is calculated as Quantity/Base number*100

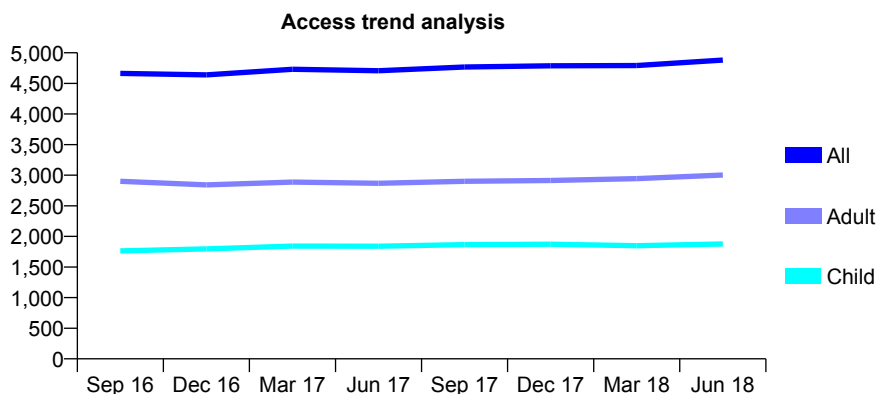
Q61 - Vital Signs At a Glance Contract Report for 572500/0001 - June 2018

Name or company name	Approach Dentistry
Contract type name	GDS Contract
Purpose of contract	General
Contract start date	01/04/2006
Contract end date	

18/19 Contracted general activity (UDA)	11,810
Carry forward general activity (UDA)	0
18/19 Contracted orthodontic activity (UOA)	0
Carry forward orthodontic activity (UOA)	0
Baseline contract value	£276,750.62

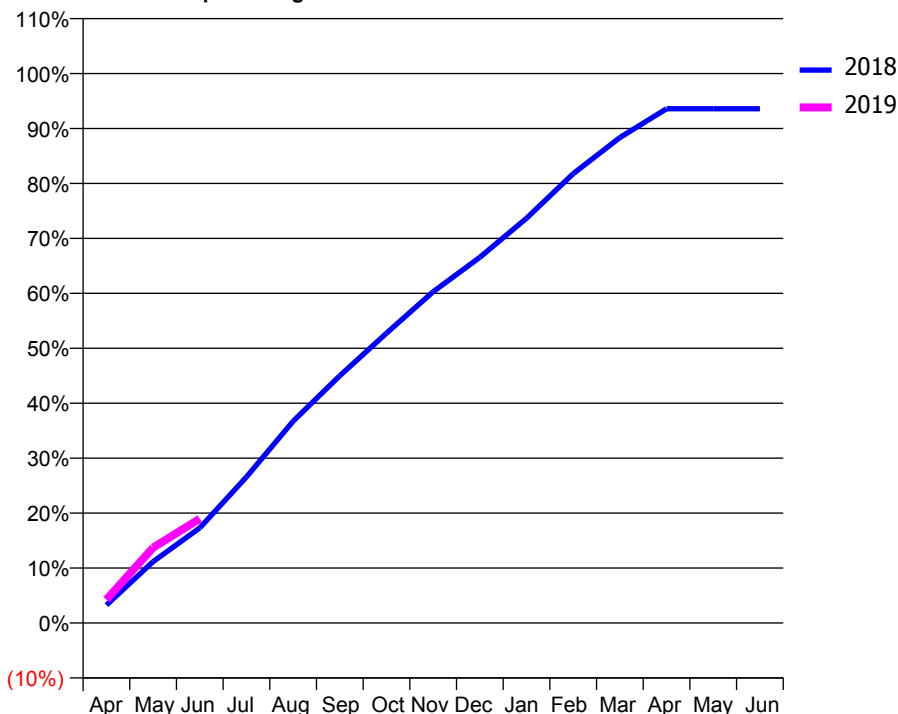
ACCESS*

Patients seen in 24 months	Total	Change since previous quarter
Quarter ending June 2017	4,708	
Quarter ending September 2017	4,768	→
Quarter ending December 2017	4,787	→
Quarter ending March 2018	4,793	→
Quarter ending June 2018	4,881	→
Variance since June 2017	3.7%	↑



ACTIVITY

Cumulative percentage of contracted UDA delivered 2018 & 2019



Month	Adjusted Scheduled Activity (UDA)	
	2018	2019
April	385	504
May	1,319	1,620
June	2,044	2,243
July	3,139	
August	4,339	
September	5,314	
October	6,229	
November	7,121	
December	7,859	
January	8,699	
February	9,658	
March	10,433	
April	11,052	
May	11,052	
June	11,052	

QUALITY

	Quantity	Base Number	Contract	AT	Region	England
% of FP17s for the same patient ID Re-attending within 3 months - Children	68	618	11.0%	10.5%	11.5%	11.5%
% of FP17s for the same patient ID Re-attending within 3 months - Adults	128	852	15.0%	15.7%	16.6%	15.4%
% of FP17s for the same patient ID Re-attending between 3 & 9 months - Children	257	618	41.6%	44.8%	48.8%	58.9%
% of FP17s for the same patient ID Re-attending between 3 & 9 months - Adults	373	852	43.8%	37.3%	39.3%	51.6%
% of FP17s for Band 1 Urgent Courses	183	1,155	15.8%	10.9%	10.6%	8.9%
% of FP17s Relating to Free Repair or Replacements	0	1,155	0.0%	0.5%	0.5%	0.8%
% of FP17s Relating to Continuations	13	1,155	1.1%	0.7%	0.7%	0.9%
% of Patients satisfied with the dentistry they have received	2	2	N/A	91.0%	90.4%	93.2%
% of Patients satisfied with the time they had to wait for an appointment	2	2	N/A	83.8%	85.3%	88.8%

* This is based on patients treated on this contract for their most recent course of treatment. Figures in italics indicate the base number of FP17s or Patient Questionnaire responses are less than 100. N/A is shown where the base number of responses is less than 10 during the period. % is calculated as Quantity/Base number*100

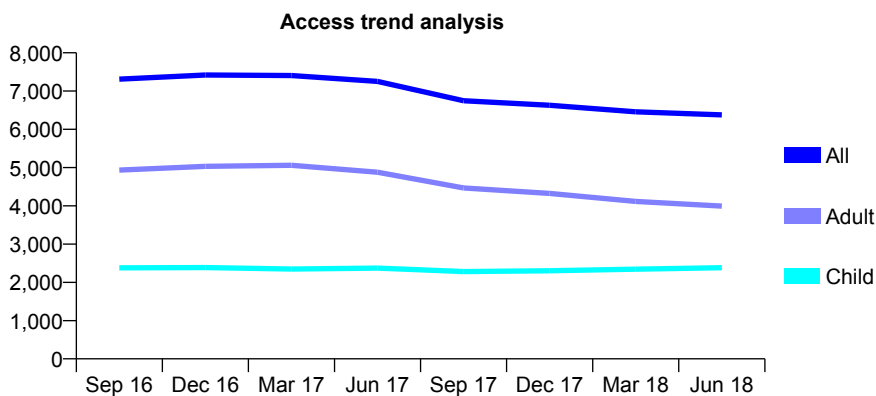
Q61 - Vital Signs At a Glance Contract Report for 572659/0001 - June 2018

Name or company name	MR LS LEVIN
Contract type name	GDS Contract
Purpose of contract	General
Contract start date	01/04/2006
Contract end date	

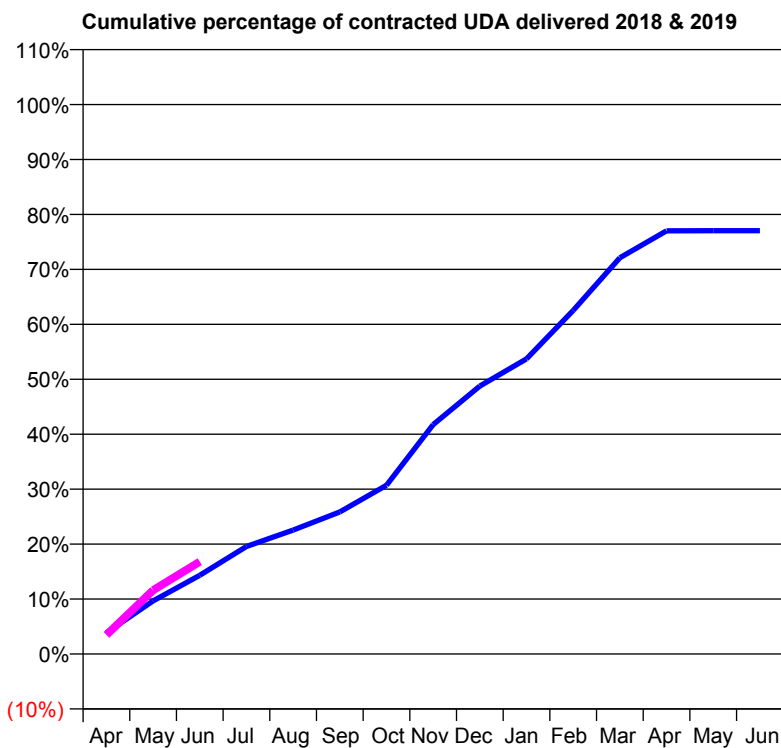
18/19 Contracted general activity (UDA)	21,691
Carry forward general activity (UDA)	0
18/19 Contracted orthodontic activity (UOA)	0
Carry forward orthodontic activity (UOA)	0
Baseline contract value	£624,235.30

ACCESS*

Patients seen in 24 months	Total	Change since previous quarter
Quarter ending June 2017	7,252	
Quarter ending September 2017	6,748	↓
Quarter ending December 2017	6,627	↓
Quarter ending March 2018	6,457	↓
Quarter ending June 2018	6,377	↓
Variance since June 2017	(12.1%)	↓



ACTIVITY



Month	Adjusted Scheduled Activity (UDA)	
	2018	2019
April	837	756
May	2,098	2,518
June	3,110	3,643
July	4,245	
August	4,892	
September	5,607	
October	6,659	
November	9,054	
December	10,577	
January	11,650	
February	13,562	
March	15,640	
April	16,707	
May	16,707	
June	16,711	

QUALITY

	Quantity	Base Number	Contract	AT	Region	England
% of FP17s for the same patient ID Re-attending within 3 months - Children	80	788	10.2%	10.5%	11.5%	11.5%
% of FP17s for the same patient ID Re-attending within 3 months - Adults	160	1,103	14.5%	15.7%	16.6%	15.4%
% of FP17s for the same patient ID Re-attending between 3 & 9 months - Children	300	788	38.1%	44.8%	48.8%	58.9%
% of FP17s for the same patient ID Re-attending between 3 & 9 months - Adults	367	1,103	33.3%	37.3%	39.3%	51.6%
% of FP17s for Band 1 Urgent Courses	157	1,543	10.2%	10.9%	10.6%	8.9%
% of FP17s Relating to Free Repair or Replacements	5	1,543	0.3%	0.5%	0.5%	0.8%
% of FP17s Relating to Continuations	32	1,543	2.1%	0.7%	0.7%	0.9%
% of Patients satisfied with the dentistry they have received	1	1	N/A	91.0%	90.4%	93.2%
% of Patients satisfied with the time they had to wait for an appointment	0	1	N/A	83.8%	85.3%	88.8%

* This is based on patients treated on this contract for their most recent course of treatment. Figures in italics indicate the base number of FP17s or Patient Questionnaire responses are less than 100. N/A is shown where the base number of responses is less than 10 during the period. % is calculated as Quantity/Base number*100

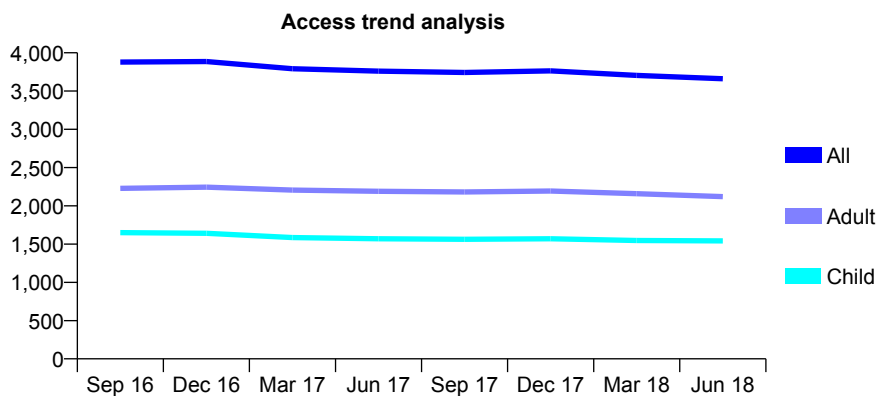
Q61 - Vital Signs At a Glance Contract Report for 572888/0001 - June 2018

Name or company name	MR R GOGNA
Contract type name	GDS Contract
Purpose of contract	General
Contract start date	01/04/2006
Contract end date	

18/19 Contracted general activity (UDA)	8,928
Carry forward general activity (UDA)	0
18/19 Contracted orthodontic activity (UOA)	0
Carry forward orthodontic activity (UOA)	0
Baseline contract value	£258,204.05

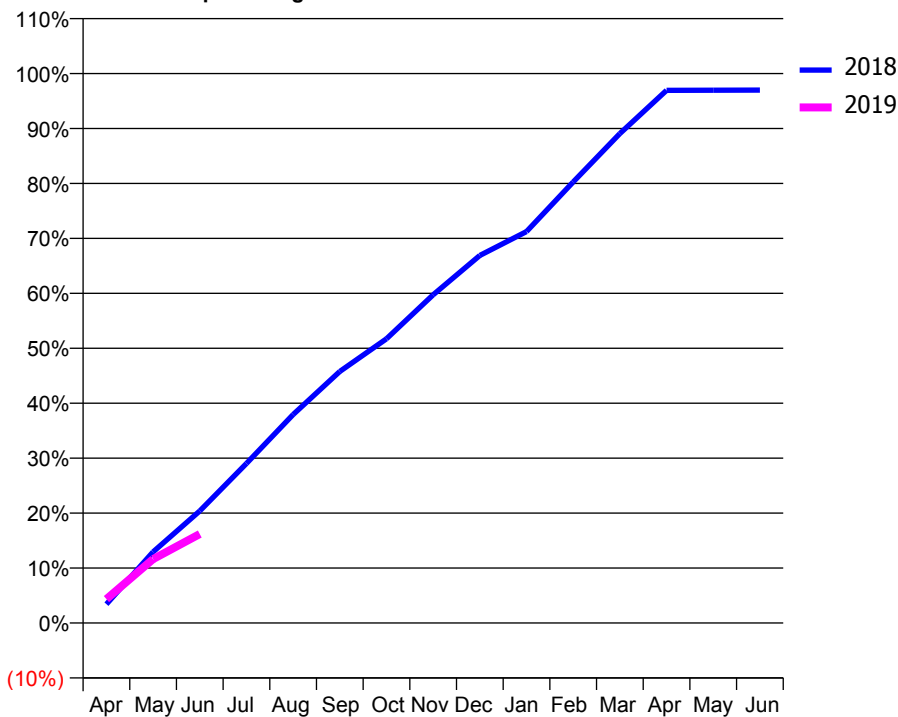
ACCESS*

Patients seen in 24 months	Total	Change since previous quarter
Quarter ending June 2017	3,760	
Quarter ending September 2017	3,743	→
Quarter ending December 2017	3,763	→
Quarter ending March 2018	3,705	↓
Quarter ending June 2018	3,661	↓
Variance since June 2017	(2.6%)	↓



ACTIVITY

Cumulative percentage of contracted UDA delivered 2018 & 2019



Adjusted Scheduled Activity (UDA)

Month	2018	2019
April	307	388
May	1,155	1,038
June	1,820	1,446
July	2,592	
August	3,387	
September	4,087	
October	4,618	
November	5,333	
December	5,971	
January	6,361	
February	7,166	
March	7,952	
April	8,654	
May	8,657	
June	8,659	

QUALITY

	Quantity	Base Number	Contract	AT	Region	England
% of FP17s for the same patient ID Re-attending within 3 months - Children	37	597	6.2%	10.5%	11.5%	11.5%
% of FP17s for the same patient ID Re-attending within 3 months - Adults	79	691	11.4%	15.7%	16.6%	15.4%
% of FP17s for the same patient ID Re-attending between 3 & 9 months - Children	348	597	58.3%	44.8%	48.8%	58.9%
% of FP17s for the same patient ID Re-attending between 3 & 9 months - Adults	335	691	48.5%	37.3%	39.3%	51.6%
% of FP17s for Band 1 Urgent Courses	44	676	6.5%	10.9%	10.6%	8.9%
% of FP17s Relating to Free Repair or Replacements	4	676	0.6%	0.5%	0.5%	0.8%
% of FP17s Relating to Continuations	6	676	0.9%	0.7%	0.7%	0.9%
% of Patients satisfied with the dentistry they have received	1	1	N/A	91.0%	90.4%	93.2%
% of Patients satisfied with the time they had to wait for an appointment	1	1	N/A	83.8%	85.3%	88.8%

* This is based on patients treated on this contract for their most recent course of treatment. Figures in italics indicate the base number of FP17s or Patient Questionnaire responses are less than 100. N/A is shown where the base number of responses is less than 10 during the period. % is calculated as Quantity/Base number*100

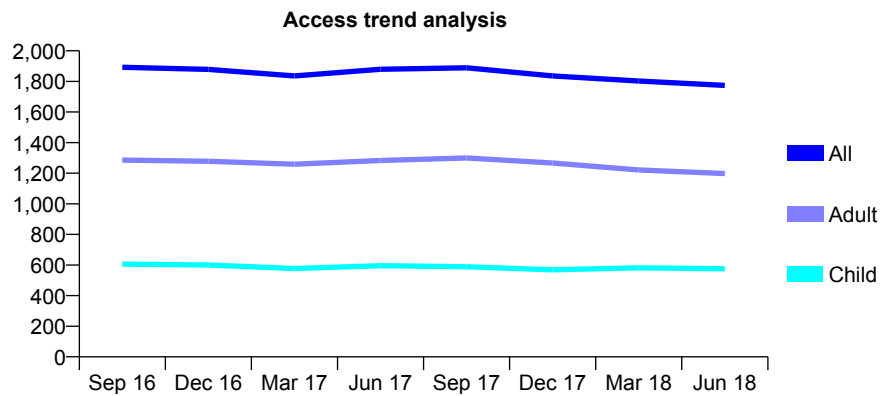
Q61 - Vital Signs At a Glance Contract Report for 574732/0001 - June 2018

Name or company name	MR B LILADHAR
Contract type name	GDS Contract
Purpose of contract	General and Orthodontic
Contract start date	01/04/2006
Contract end date	

18/19 Contracted general activity (UDA)	3,503
Carry forward general activity (UDA)	0
18/19 Contracted orthodontic activity (UOA)	315
Carry forward orthodontic activity (UOA)	0
Baseline contract value	£128,882.56

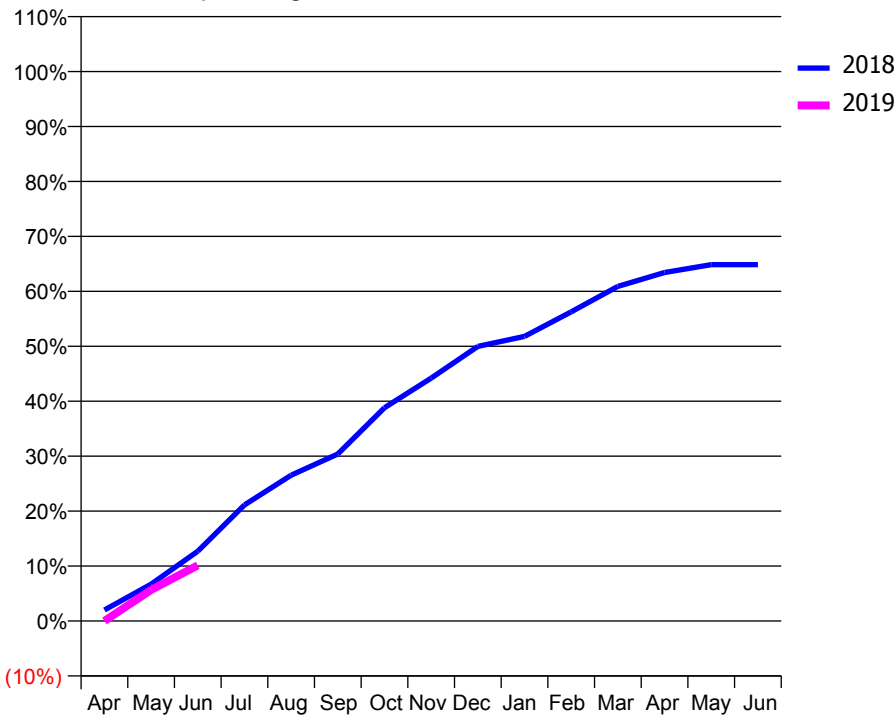
ACCESS*

Patients seen in 24 months	Total	Change since previous quarter
Quarter ending June 2017	1,879	
Quarter ending September 2017	1,889	→
Quarter ending December 2017	1,836	↓
Quarter ending March 2018	1,803	↓
Quarter ending June 2018	1,774	↓
Variance since June 2017	(5.6%)	↓



ACTIVITY

Cumulative percentage of contracted UDA delivered 2018 & 2019



Adjusted Scheduled Activity (UDA)		
Month	2018	2019
April	70	0
May	235	198
June	445	355
July	740	
August	930	
September	1,065	
October	1,360	
November	1,548	
December	1,751	
January	1,814	
February	1,971	
March	2,133	
April	2,222	
May	2,272	
June	2,272	

QUALITY

	Quantity	Base Number	Contract	AT	Region	England
% of FP17s for the same patient ID Re-attending within 3 months - Children	12	159	7.5%	10.5%	11.5%	11.5%
% of FP17s for the same patient ID Re-attending within 3 months - Adults	21	323	6.5%	15.7%	16.6%	15.4%
% of FP17s for the same patient ID Re-attending between 3 & 9 months - Children	81	159	50.9%	44.8%	48.8%	58.9%
% of FP17s for the same patient ID Re-attending between 3 & 9 months - Adults	163	323	50.5%	37.3%	39.3%	51.6%
% of FP17s for Band 1 Urgent Courses	13	195	6.7%	10.9%	10.6%	8.9%
% of FP17s Relating to Free Repair or Replacements	1	195	0.5%	0.5%	0.5%	0.8%
% of FP17s Relating to Continuations	1	195	0.5%	0.7%	0.7%	0.9%
% of Patients satisfied with the dentistry they have received	1	1	N/A	91.0%	90.4%	93.2%
% of Patients satisfied with the time they had to wait for an appointment	1	1	N/A	83.8%	85.3%	88.8%

* This is based on patients treated on this contract for their most recent course of treatment. Figures in italics indicate the base number of FP17s or Patient Questionnaire responses are less than 100. N/A is shown where the base number of responses is less than 10 during the period. % is calculated as Quantity/Base number*100

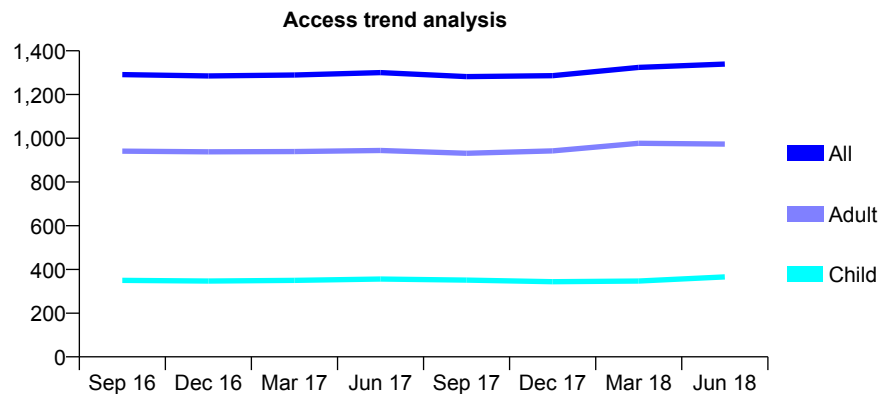
Q61 - Vital Signs At a Glance Contract Report for 576778/0001 - June 2018

Name or company name	MR AK FANG
Contract type name	GDS Contract
Purpose of contract	General
Contract start date	01/04/2006
Contract end date	

18/19 Contracted general activity (UDA)	4,368
Carry forward general activity (UDA)	0
18/19 Contracted orthodontic activity (UOA)	0
Carry forward orthodontic activity (UOA)	0
Baseline contract value	£121,479.85

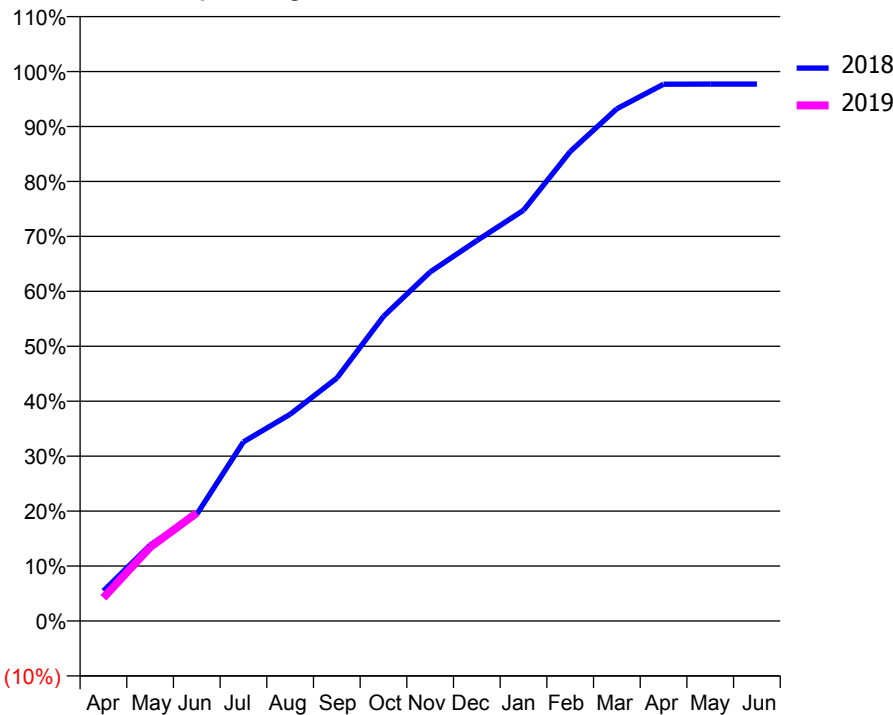
ACCESS*

Patients seen in 24 months	Total	Change since previous quarter
Quarter ending June 2017	1,300	
Quarter ending September 2017	1,282	↓
Quarter ending December 2017	1,286	→
Quarter ending March 2018	1,324	↑
Quarter ending June 2018	1,339	→
Variance since June 2017	3.0%	↑



ACTIVITY

Cumulative percentage of contracted UDA delivered 2018 & 2019



Month	Adjusted Scheduled Activity (UDA)	
	2018	2019
April	239	185
May	603	587
June	849	859
July	1,425	
August	1,643	
September	1,931	
October	2,421	
November	2,774	
December	3,024	
January	3,265	
February	3,731	
March	4,072	
April	4,267	
May	4,268	
June	4,268	

QUALITY

	Quantity	Base Number	Contract	AT	Region	England
% of FP17s for the same patient ID Re-attending within 3 months - Children	7	153	4.6%	10.5%	11.5%	11.5%
% of FP17s for the same patient ID Re-attending within 3 months - Adults	42	307	13.7%	15.7%	16.6%	15.4%
% of FP17s for the same patient ID Re-attending between 3 & 9 months - Children	105	153	68.6%	44.8%	48.8%	58.9%
% of FP17s for the same patient ID Re-attending between 3 & 9 months - Adults	167	307	54.4%	37.3%	39.3%	51.6%
% of FP17s for Band 1 Urgent Courses	28	397	7.1%	10.9%	10.6%	8.9%
% of FP17s Relating to Free Repair or Replacements	0	397	0.0%	0.5%	0.5%	0.8%
% of FP17s Relating to Continuations	0	397	0.0%	0.7%	0.7%	0.9%
% of Patients satisfied with the dentistry they have received	3	3	N/A	91.0%	90.4%	93.2%
% of Patients satisfied with the time they had to wait for an appointment	3	3	N/A	83.8%	85.3%	88.8%

* This is based on patients treated on this contract for their most recent course of treatment. Figures in italics indicate the base number of FP17s or Patient Questionnaire responses are less than 100. N/A is shown where the base number of responses is less than 10 during the period. % is calculated as Quantity/Base number*100

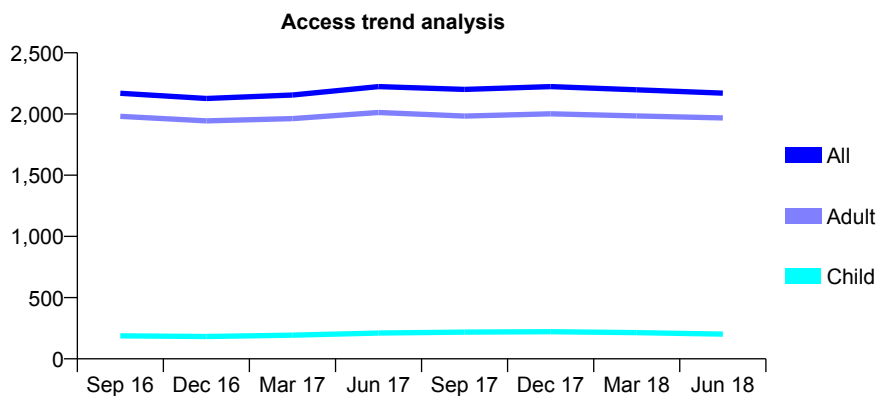
Q61 - Vital Signs At a Glance Contract Report for 577472/0001 - June 2018

Name or company name	MR NR SHUKLE
Contract type name	GDS Contract
Purpose of contract	General
Contract start date	01/04/2006
Contract end date	

18/19 Contracted general activity (UDA)	5,608
Carry forward general activity (UDA)	0
18/19 Contracted orthodontic activity (UOA)	0
Carry forward orthodontic activity (UOA)	0
Baseline contract value	£140,829.10

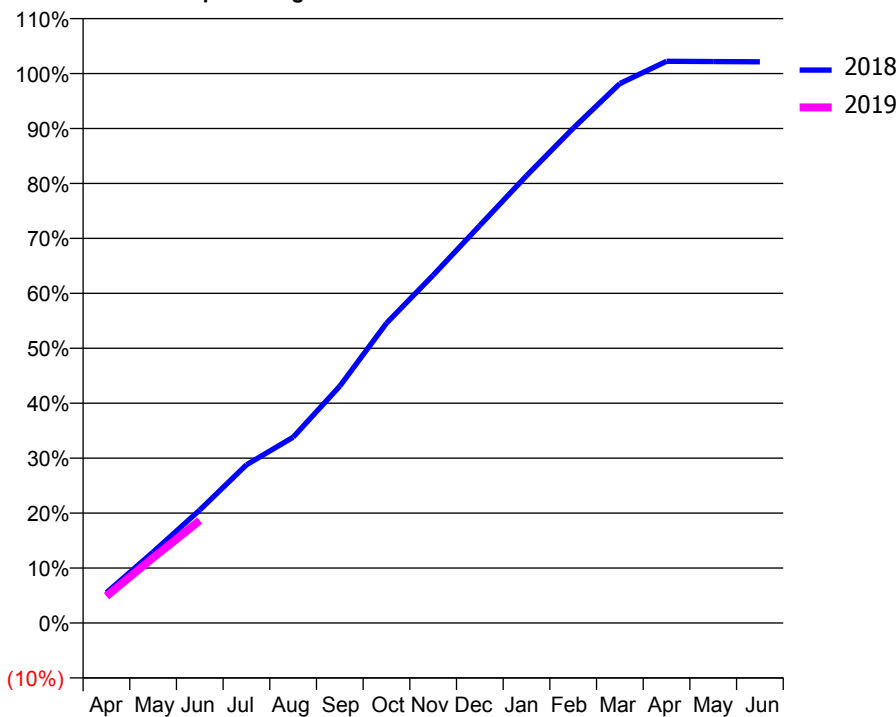
ACCESS*

Patients seen in 24 months	Total	Change since previous quarter
Quarter ending June 2017	2,224	
Quarter ending September 2017	2,201	↓
Quarter ending December 2017	2,224	→
Quarter ending March 2018	2,198	↓
Quarter ending June 2018	2,170	↓
Variance since June 2017	(2.4%)	↓



ACTIVITY

Cumulative percentage of contracted UDA delivered 2018 & 2019



Month	Adjusted Scheduled Activity (UDA)	
	2018	2019
April	310	275
May	724	666
June	1,153	1,046
July	1,615	
August	1,896	
September	2,417	
October	3,060	
November	3,550	
December	4,057	
January	4,565	
February	5,049	
March	5,505	
April	5,733	
May	5,730	
June	5,727	

QUALITY

	Quantity	Base Number	Contract	AT	Region	England
% of FP17s for the same patient ID Re-attending within 3 months - Children	2	49	4.1%	10.5%	11.5%	11.5%
% of FP17s for the same patient ID Re-attending within 3 months - Adults	120	569	21.1%	15.7%	16.6%	15.4%
% of FP17s for the same patient ID Re-attending between 3 & 9 months - Children	24	49	49.0%	44.8%	48.8%	58.9%
% of FP17s for the same patient ID Re-attending between 3 & 9 months - Adults	169	569	29.7%	37.3%	39.3%	51.6%
% of FP17s for Band 1 Urgent Courses	48	435	11.0%	10.9%	10.6%	8.9%
% of FP17s Relating to Free Repair or Replacements	8	435	1.8%	0.5%	0.5%	0.8%
% of FP17s Relating to Continuations	6	435	1.4%	0.7%	0.7%	0.9%
% of Patients satisfied with the dentistry they have received	1	1	N/A	91.0%	90.4%	93.2%
% of Patients satisfied with the time they had to wait for an appointment	1	1	N/A	83.8%	85.3%	88.8%

* This is based on patients treated on this contract for their most recent course of treatment. Figures in italics indicate the base number of FP17s or Patient Questionnaire responses are less than 100. N/A is shown where the base number of responses is less than 10 during the period. % is calculated as Quantity/Base number*100

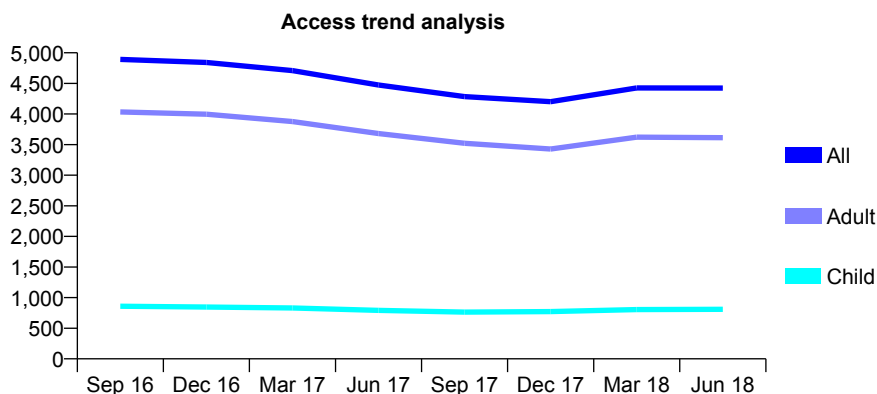
Q61 - Vital Signs At a Glance Contract Report for 577537/0001 - June 2018

Name or company name	The Grove Dental Care Limited
Contract type name	GDS Contract
Purpose of contract	General
Contract start date	01/04/2006
Contract end date	

18/19 Contracted general activity (UDA)	13,265
Carry forward general activity (UDA)	0
18/19 Contracted orthodontic activity (UOA)	0
Carry forward orthodontic activity (UOA)	0
Baseline contract value	£436,723.57

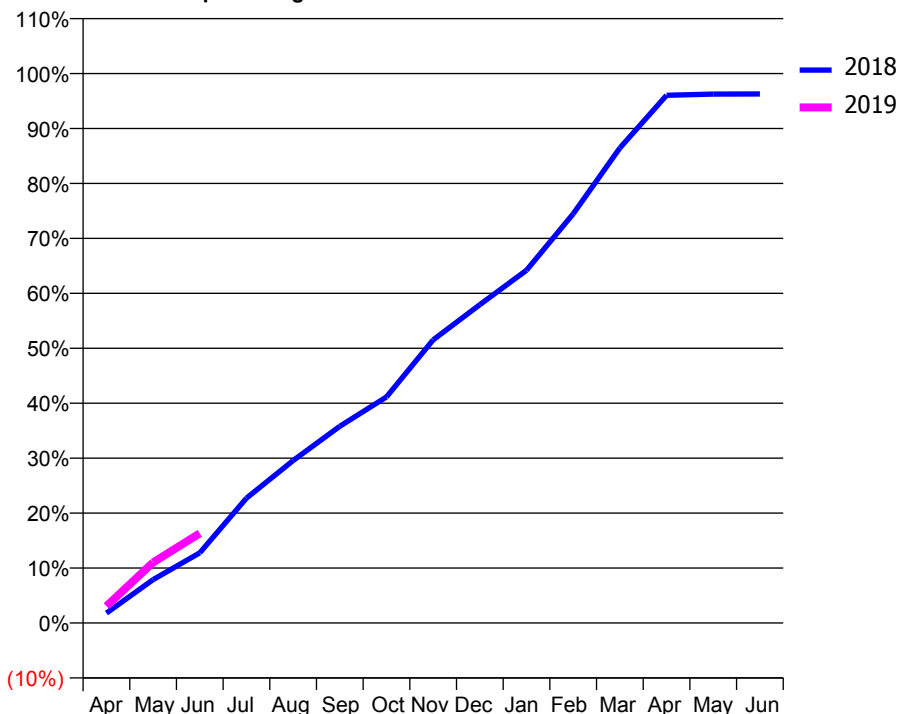
ACCESS*

Patients seen in 24 months	Total	Change since previous quarter
Quarter ending June 2017	4,473	
Quarter ending September 2017	4,284	↓
Quarter ending December 2017	4,201	↓
Quarter ending March 2018	4,427	↑
Quarter ending June 2018	4,423	→
Variance since June 2017	(1.1%)	↓



ACTIVITY

Cumulative percentage of contracted UDA delivered 2018 & 2019



Adjusted Scheduled Activity (UDA)

Month	2018	2019
April	239	409
May	1,047	1,462
June	1,693	2,166
July	3,014	
August	3,923	
September	4,748	
October	5,457	
November	6,836	
December	7,686	
January	8,517	
February	9,877	
March	11,467	
April	12,741	
May	12,767	
June	12,773	

QUALITY

	Quantity	Base Number	Contract	AT	Region	England
% of FP17s for the same patient ID Re-attending within 3 months - Children	36	279	12.9%	10.5%	11.5%	11.5%
% of FP17s for the same patient ID Re-attending within 3 months - Adults	255	1,112	22.9%	15.7%	16.6%	15.4%
% of FP17s for the same patient ID Re-attending between 3 & 9 months - Children	122	279	43.7%	44.8%	48.8%	58.9%
% of FP17s for the same patient ID Re-attending between 3 & 9 months - Adults	400	1,112	36.0%	37.3%	39.3%	51.6%
% of FP17s for Band 1 Urgent Courses	151	998	15.1%	10.9%	10.6%	8.9%
% of FP17s Relating to Free Repair or Replacements	18	998	1.8%	0.5%	0.5%	0.8%
% of FP17s Relating to Continuations	21	998	2.1%	0.7%	0.7%	0.9%
% of Patients satisfied with the dentistry they have received	4	6	N/A	91.0%	90.4%	93.2%
% of Patients satisfied with the time they had to wait for an appointment	6	6	N/A	83.8%	85.3%	88.8%

* This is based on patients treated on this contract for their most recent course of treatment. Figures in italics indicate the base number of FP17s or Patient Questionnaire responses are less than 100. N/A is shown where the base number of responses is less than 10 during the period. % is calculated as Quantity/Base number*100

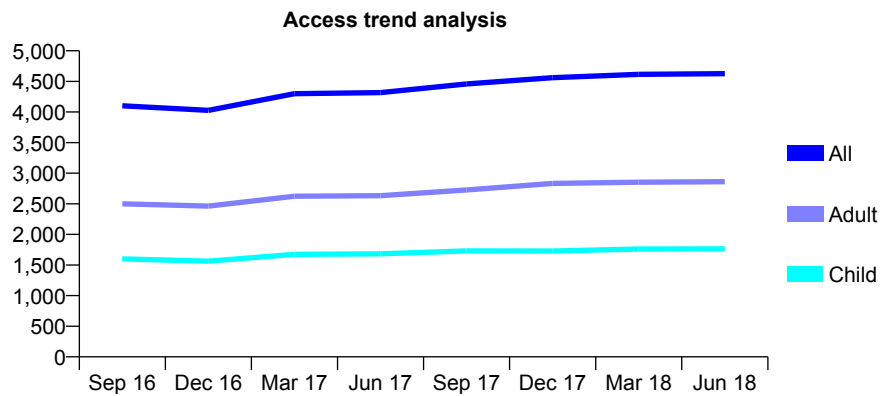
Q61 - Vital Signs At a Glance Contract Report for 578738/0001 - June 2018

Name or company name	MR OF ABBAS
Contract type name	GDS Contract
Purpose of contract	General
Contract start date	01/04/2006
Contract end date	

18/19 Contracted general activity (UDA)	14,007
Carry forward general activity (UDA)	0
18/19 Contracted orthodontic activity (UOA)	0
Carry forward orthodontic activity (UOA)	0
Baseline contract value	£366,748.51

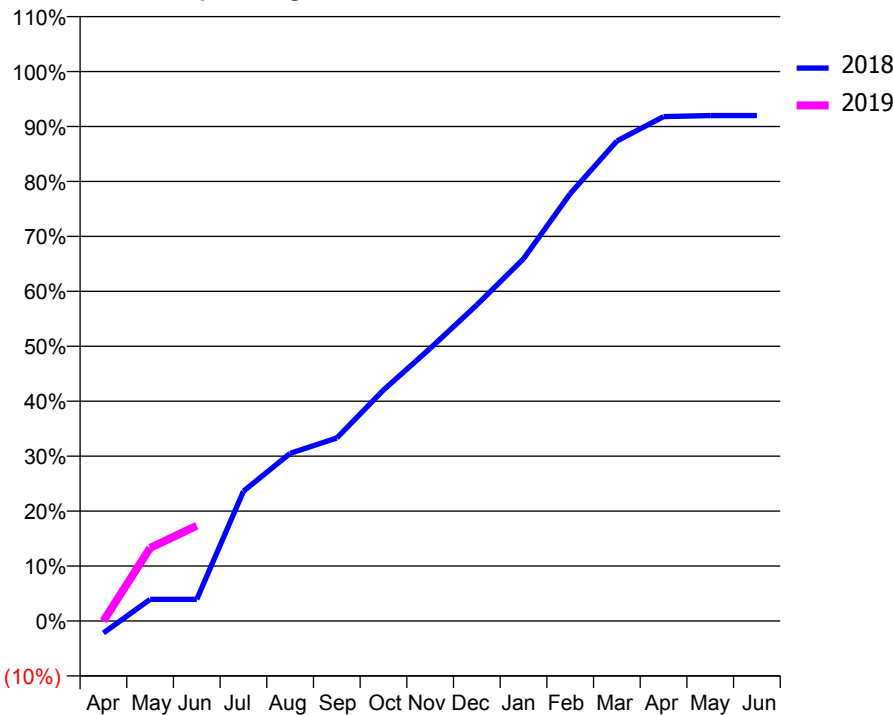
ACCESS*

Patients seen in 24 months	Total	Change since previous quarter
Quarter ending June 2017	4,316	
Quarter ending September 2017	4,459	↑
Quarter ending December 2017	4,562	↑
Quarter ending March 2018	4,616	→
Quarter ending June 2018	4,626	→
Variance since June 2017	7.2%	↑



ACTIVITY

Cumulative percentage of contracted UDA delivered 2018 & 2019



Month	Adjusted Scheduled Activity (UDA)	
	2018	2019
April	-308	0
May	552	1,863
June	552	2,429
July	3,310	
August	4,273	
September	4,667	
October	5,890	
November	6,949	
December	8,057	
January	9,234	
February	10,893	
March	12,235	
April	12,856	
May	12,885	
June	12,885	

QUALITY

	Quantity	Base Number	Contract	AT	Region	England
% of FP17s for the same patient ID Re-attending within 3 months - Children	47	517	9.1%	10.5%	11.5%	11.5%
% of FP17s for the same patient ID Re-attending within 3 months - Adults	120	682	17.6%	15.7%	16.6%	15.4%
% of FP17s for the same patient ID Re-attending between 3 & 9 months - Children	216	517	41.8%	44.8%	48.8%	58.9%
% of FP17s for the same patient ID Re-attending between 3 & 9 months - Adults	196	682	28.7%	37.3%	39.3%	51.6%
% of FP17s for Band 1 Urgent Courses	97	952	10.2%	10.9%	10.6%	8.9%
% of FP17s Relating to Free Repair or Replacements	2	952	0.2%	0.5%	0.5%	0.8%
% of FP17s Relating to Continuations	3	952	0.3%	0.7%	0.7%	0.9%
% of Patients satisfied with the dentistry they have received	1	1	N/A	91.0%	90.4%	93.2%
% of Patients satisfied with the time they had to wait for an appointment	1	1	N/A	83.8%	85.3%	88.8%

* This is based on patients treated on this contract for their most recent course of treatment. Figures in italics indicate the base number of FP17s or Patient Questionnaire responses are less than 100. N/A is shown where the base number of responses is less than 10 during the period. % is calculated as Quantity/Base number*100

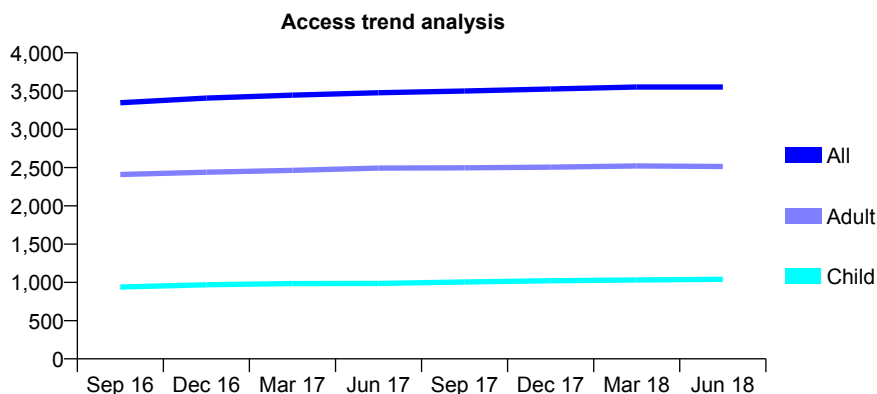
Q61 - Vital Signs At a Glance Contract Report for 578991/0001 - June 2018

Name or company name	MR TS DEO
Contract type name	GDS Contract
Purpose of contract	General
Contract start date	01/04/2006
Contract end date	

18/19 Contracted general activity (UDA)	10,649
Carry forward general activity (UDA)	0
18/19 Contracted orthodontic activity (UOA)	0
Carry forward orthodontic activity (UOA)	0
Baseline contract value	£351,437.60

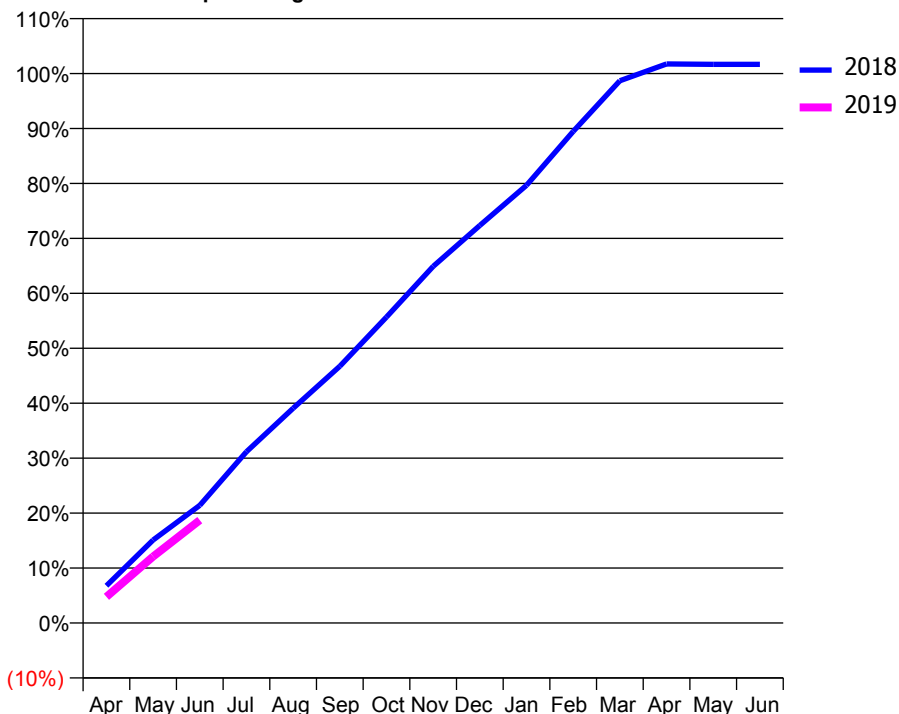
ACCESS*

Patients seen in 24 months	Total	Change since previous quarter
Quarter ending June 2017	3,478	
Quarter ending September 2017	3,501	→
Quarter ending December 2017	3,526	→
Quarter ending March 2018	3,553	→
Quarter ending June 2018	3,553	→
Variance since June 2017	2.2%	↑



ACTIVITY

Cumulative percentage of contracted UDA delivered 2018 & 2019



Adjusted Scheduled Activity (UDA)

Month	2018	2019
April	723	508
May	1,609	1,289
June	2,280	1,994
July	3,319	
August	4,162	
September	4,976	
October	5,929	
November	6,912	
December	7,704	
January	8,483	
February	9,526	
March	10,510	
April	10,834	
May	10,826	
June	10,826	

QUALITY

	Quantity	Base Number	Contract	AT	Region	England
% of FP17s for the same patient ID Re-attending within 3 months - Children	32	345	9.3%	10.5%	11.5%	11.5%
% of FP17s for the same patient ID Re-attending within 3 months - Adults	85	619	13.7%	15.7%	16.6%	15.4%
% of FP17s for the same patient ID Re-attending between 3 & 9 months - Children	179	345	51.9%	44.8%	48.8%	58.9%
% of FP17s for the same patient ID Re-attending between 3 & 9 months - Adults	312	619	50.4%	37.3%	39.3%	51.6%
% of FP17s for Band 1 Urgent Courses	68	841	8.1%	10.9%	10.6%	8.9%
% of FP17s Relating to Free Repair or Replacements	7	841	0.8%	0.5%	0.5%	0.8%
% of FP17s Relating to Continuations	1	841	0.1%	0.7%	0.7%	0.9%
% of Patients satisfied with the dentistry they have received	1	1	N/A	91.0%	90.4%	93.2%
% of Patients satisfied with the time they had to wait for an appointment	1	1	N/A	83.8%	85.3%	88.8%

* This is based on patients treated on this contract for their most recent course of treatment. Figures in italics indicate the base number of FP17s or Patient Questionnaire responses are less than 100. N/A is shown where the base number of responses is less than 10 during the period. % is calculated as Quantity/Base number*100

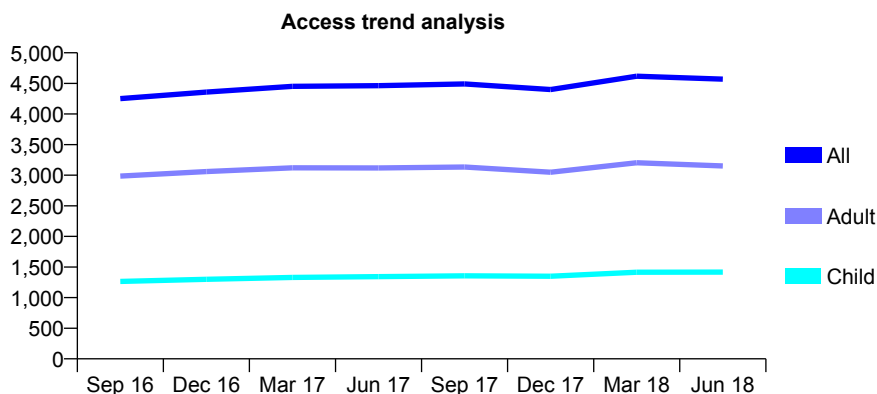
Q61 - Vital Signs At a Glance Contract Report for 607703/0001 - June 2018

Name or company name	MR R PATEL
Contract type name	GDS Contract
Purpose of contract	General
Contract start date	01/08/2013
Contract end date	

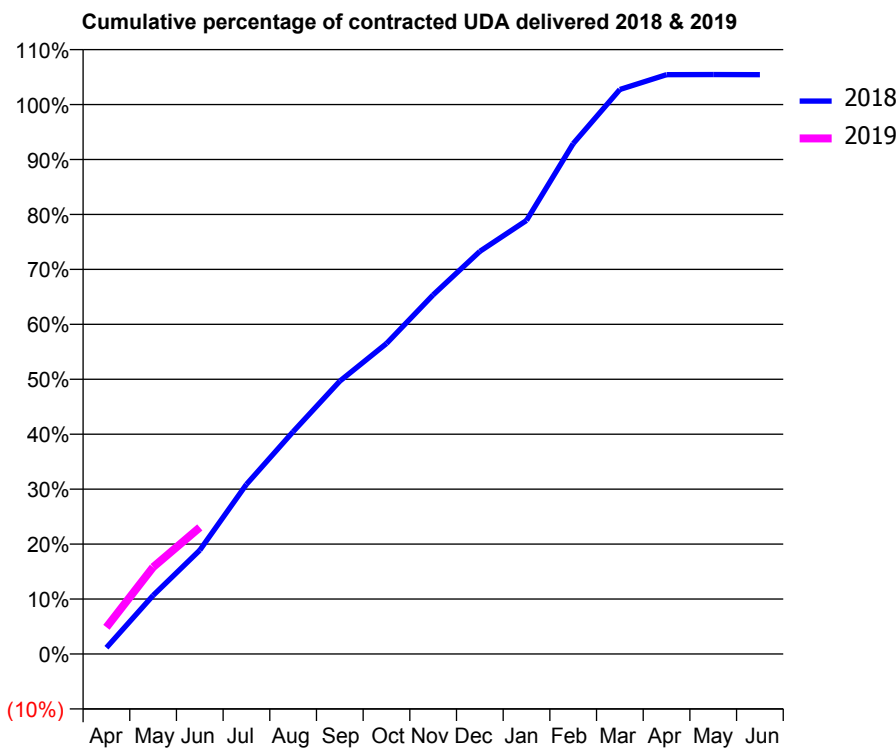
18/19 Contracted general activity (UDA)	9,343
Carry forward general activity (UDA)	0
18/19 Contracted orthodontic activity (UOA)	0
Carry forward orthodontic activity (UOA)	0
Baseline contract value	£235,620.40

ACCESS*

Patients seen in 24 months	Total	Change since previous quarter
Quarter ending June 2017	4,463	
Quarter ending September 2017	4,491	→
Quarter ending December 2017	4,399	↓
Quarter ending March 2018	4,617	↑
Quarter ending June 2018	4,569	↓
Variance since June 2017	2.4%	↑



ACTIVITY



Adjusted Scheduled Activity (UDA)		
Month	2018	2019
April	108	455
May	996	1,478
June	1,766	2,152
July	2,884	
August	3,782	
September	4,640	
October	5,279	
November	6,106	
December	6,846	
January	7,372	
February	8,679	
March	9,598	
April	9,849	
May	9,852	
June	9,851	

QUALITY

	Quantity	Base Number	Contract	AT	Region	England
% of FP17s for the same patient ID Re-attending within 3 months - Children	33	435	7.6%	10.5%	11.5%	11.5%
% of FP17s for the same patient ID Re-attending within 3 months - Adults	109	715	15.2%	15.7%	16.6%	15.4%
% of FP17s for the same patient ID Re-attending between 3 & 9 months - Children	255	435	58.6%	44.8%	48.8%	58.9%
% of FP17s for the same patient ID Re-attending between 3 & 9 months - Adults	265	715	37.1%	37.3%	39.3%	51.6%
% of FP17s for Band 1 Urgent Courses	99	1,025	9.7%	10.9%	10.6%	8.9%
% of FP17s Relating to Free Repair or Replacements	9	1,025	0.9%	0.5%	0.5%	0.8%
% of FP17s Relating to Continuations	3	1,025	0.3%	0.7%	0.7%	0.9%
% of Patients satisfied with the dentistry they have received	5	5	N/A	91.0%	90.4%	93.2%
% of Patients satisfied with the time they had to wait for an appointment	2	5	N/A	83.8%	85.3%	88.8%

* This is based on patients treated on this contract for their most recent course of treatment. Figures in italics indicate the base number of FP17s or Patient Questionnaire responses are less than 100. N/A is shown where the base number of responses is less than 10 during the period. % is calculated as Quantity/Base number*100

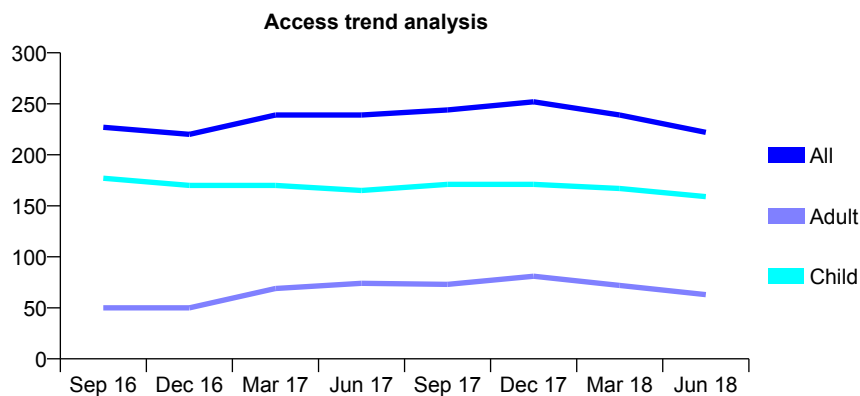
Q61 - Vital Signs At a Glance Contract Report for 629839/0001 - June 2018

Name or company name	MRS AJ SHAUL
Contract type name	GDS Contract
Purpose of contract	General
Contract start date	01/04/2006
Contract end date	

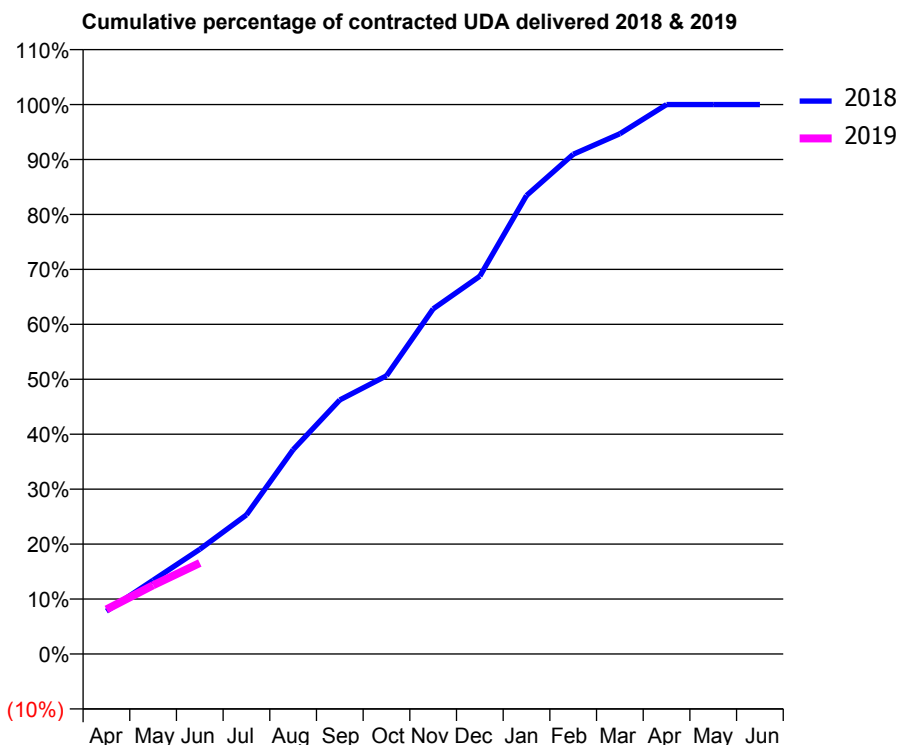
18/19 Contracted general activity (UDA)	320
Carry forward general activity (UDA)	0
18/19 Contracted orthodontic activity (UOA)	0
Carry forward orthodontic activity (UOA)	0
Baseline contract value	£8,817.95

ACCESS*

Patients seen in 24 months	Total	Change since previous quarter
Quarter ending June 2017	239	
Quarter ending September 2017	244	↑
Quarter ending December 2017	252	↑
Quarter ending March 2018	239	↓
Quarter ending June 2018	222	↓
Variance since June 2017	(7.1%)	↓



ACTIVITY



Month	Adjusted Scheduled Activity (UDA)	
	2018	2019
April	25	26
May	43	40
June	61	53
July	81	
August	119	
September	148	
October	162	
November	201	
December	220	
January	267	
February	291	
March	303	
April	320	
May	320	
June	320	

QUALITY

	Quantity	Base Number	Contract	AT	Region	England
% of FP17s for the same patient ID Re-attending within 3 months - Children	0	44	0.0%	10.5%	11.5%	11.5%
% of FP17s for the same patient ID Re-attending within 3 months - Adults	1	8	12.5%	15.7%	16.6%	15.4%
% of FP17s for the same patient ID Re-attending between 3 & 9 months - Children	33	44	75.0%	44.8%	48.8%	58.9%
% of FP17s for the same patient ID Re-attending between 3 & 9 months - Adults	2	8	25.0%	37.3%	39.3%	51.6%
% of FP17s for Band 1 Urgent Courses	0	43	0.0%	10.9%	10.6%	8.9%
% of FP17s Relating to Free Repair or Replacements	0	43	0.0%	0.5%	0.5%	0.8%
% of FP17s Relating to Continuations	0	43	0.0%	0.7%	0.7%	0.9%
% of Patients satisfied with the dentistry they have received	0	0	N/A	91.0%	90.4%	93.2%
% of Patients satisfied with the time they had to wait for an appointment	0	0	N/A	83.8%	85.3%	88.8%

* This is based on patients treated on this contract for their most recent course of treatment. Figures in italics indicate the base number of FP17s or Patient Questionnaire responses are less than 100. N/A is shown where the base number of responses is less than 10 during the period. % is calculated as Quantity/Base number*100

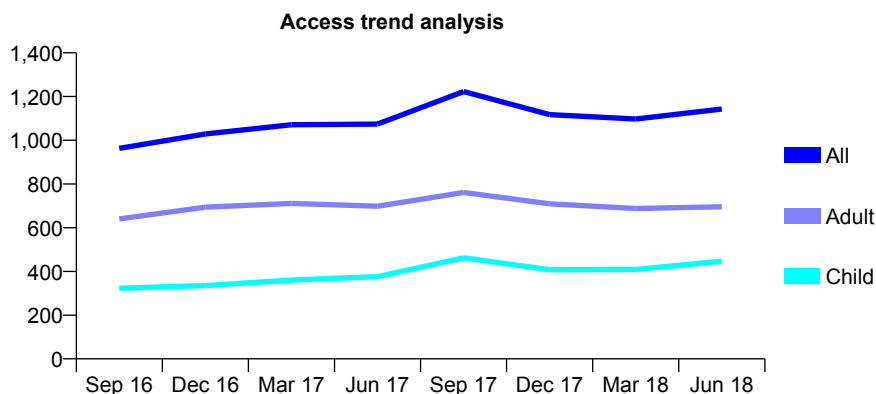
Q61 - Vital Signs At a Glance Contract Report for 630195/0001 - June 2018

Name or company name	M Brown, J Srotyr, A Joshi and K Kumar
Contract type name	GDS Contract
Purpose of contract	General
Contract start date	01/04/2006
Contract end date	

18/19 Contracted general activity (UDA)	3,341
Carry forward general activity (UDA)	0
18/19 Contracted orthodontic activity (UOA)	0
Carry forward orthodontic activity (UOA)	0
Baseline contract value	£128,810.84

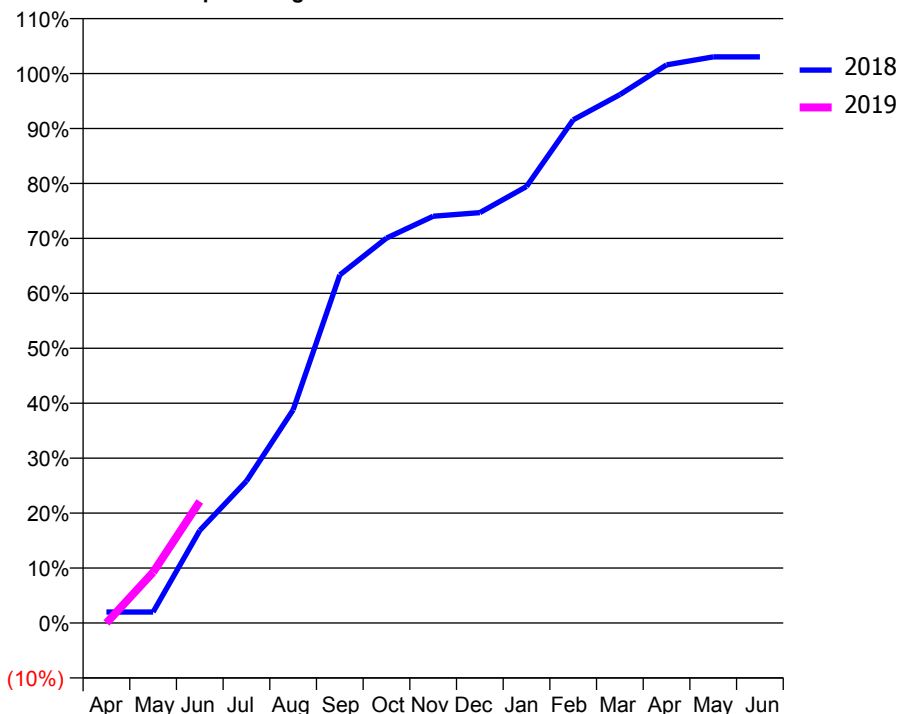
ACCESS*

Patients seen in 24 months	Total	Change since previous quarter
Quarter ending June 2017	1,074	
Quarter ending September 2017	1,223	↑
Quarter ending December 2017	1,117	↓
Quarter ending March 2018	1,097	↓
Quarter ending June 2018	1,143	↑
Variance since June 2017	6.4%	↑



ACTIVITY

Cumulative percentage of contracted UDA delivered 2018 & 2019



Month	Adjusted Scheduled Activity (UDA)	
	2018	2019
April	67	0
May	67	309
June	563	739
July	863	
August	1,296	
September	2,117	
October	2,340	
November	2,473	
December	2,495	
January	2,654	
February	3,059	
March	3,213	
April	3,393	
May	3,442	
June	3,442	

QUALITY

	Quantity	Base Number	Contract	AT	Region	England
% of FP17s for the same patient ID Re-attending within 3 months - Children	0	131	0.0%	10.5%	11.5%	11.5%
% of FP17s for the same patient ID Re-attending within 3 months - Adults	13	199	6.5%	15.7%	16.6%	15.4%
% of FP17s for the same patient ID Re-attending between 3 & 9 months - Children	7	131	5.3%	44.8%	48.8%	58.9%
% of FP17s for the same patient ID Re-attending between 3 & 9 months - Adults	23	199	11.6%	37.3%	39.3%	51.6%
% of FP17s for Band 1 Urgent Courses	34	231	14.7%	10.9%	10.6%	8.9%
% of FP17s Relating to Free Repair or Replacements	0	231	0.0%	0.5%	0.5%	0.8%
% of FP17s Relating to Continuations	0	231	0.0%	0.7%	0.7%	0.9%
% of Patients satisfied with the dentistry they have received	1	1	N/A	91.0%	90.4%	93.2%
% of Patients satisfied with the time they had to wait for an appointment	1	1	N/A	83.8%	85.3%	88.8%

* This is based on patients treated on this contract for their most recent course of treatment. Figures in italics indicate the base number of FP17s or Patient Questionnaire responses are less than 100. N/A is shown where the base number of responses is less than 10 during the period. % is calculated as Quantity/Base number*100

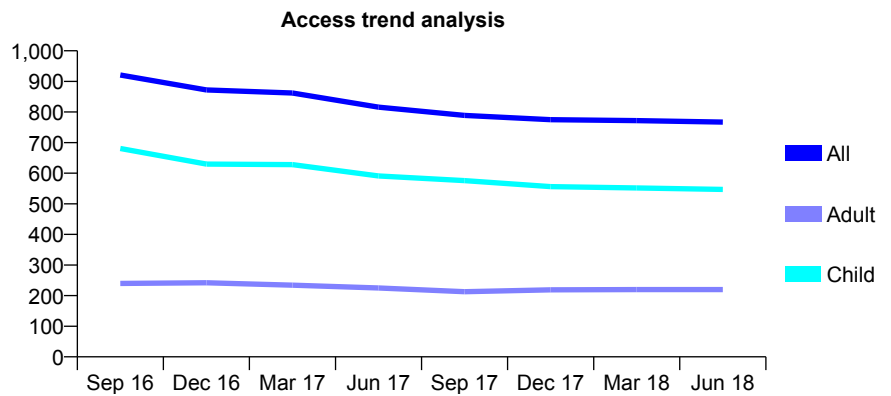
Q61 - Vital Signs At a Glance Contract Report for 642576/0001 - June 2018

Name or company name	MR CA HAWKES
Contract type name	GDS Contract
Purpose of contract	General
Contract start date	01/04/2006
Contract end date	

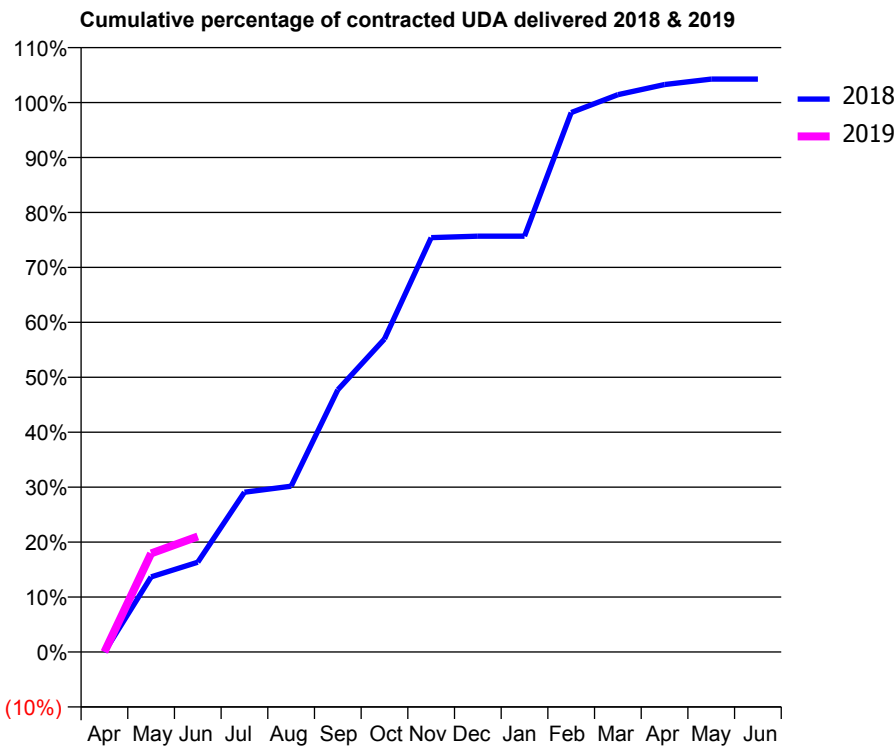
18/19 Contracted general activity (UDA)	1,200
Carry forward general activity (UDA)	0
18/19 Contracted orthodontic activity (UOA)	0
Carry forward orthodontic activity (UOA)	0
Baseline contract value	£28,354.84

ACCESS*

Patients seen in 24 months	Total	Change since previous quarter
Quarter ending June 2017	816	
Quarter ending September 2017	789	↓
Quarter ending December 2017	775	↓
Quarter ending March 2018	772	→
Quarter ending June 2018	767	→
Variance since June 2017	(6.0%)	↓



ACTIVITY



Month	Adjusted Scheduled Activity (UDA)	
	2018	2019
April	0	0
May	164	215
June	196	252
July	349	
August	362	
September	573	
October	684	
November	905	
December	908	
January	908	
February	1,178	
March	1,217	
April	1,239	
May	1,251	
June	1,251	

QUALITY

	Quantity	Base Number	Contract	AT	Region	England
% of FP17s for the same patient ID Re-attending within 3 months - Children	9	144	6.3%	10.5%	11.5%	11.5%
% of FP17s for the same patient ID Re-attending within 3 months - Adults	1	35	2.9%	15.7%	16.6%	15.4%
% of FP17s for the same patient ID Re-attending between 3 & 9 months - Children	51	144	35.4%	44.8%	48.8%	58.9%
% of FP17s for the same patient ID Re-attending between 3 & 9 months - Adults	8	35	22.9%	37.3%	39.3%	51.6%
% of FP17s for Band 1 Urgent Courses	1	160	0.6%	10.9%	10.6%	8.9%
% of FP17s Relating to Free Repair or Replacements	0	160	0.0%	0.5%	0.5%	0.8%
% of FP17s Relating to Continuations	0	160	0.0%	0.7%	0.7%	0.9%
% of Patients satisfied with the dentistry they have received	0	0	N/A	91.0%	90.4%	93.2%
% of Patients satisfied with the time they had to wait for an appointment	0	0	N/A	83.8%	85.3%	88.8%

* This is based on patients treated on this contract for their most recent course of treatment. Figures in italics indicate the base number of FP17s or Patient Questionnaire responses are less than 100. N/A is shown where the base number of responses is less than 10 during the period. % is calculated as Quantity/Base number*100

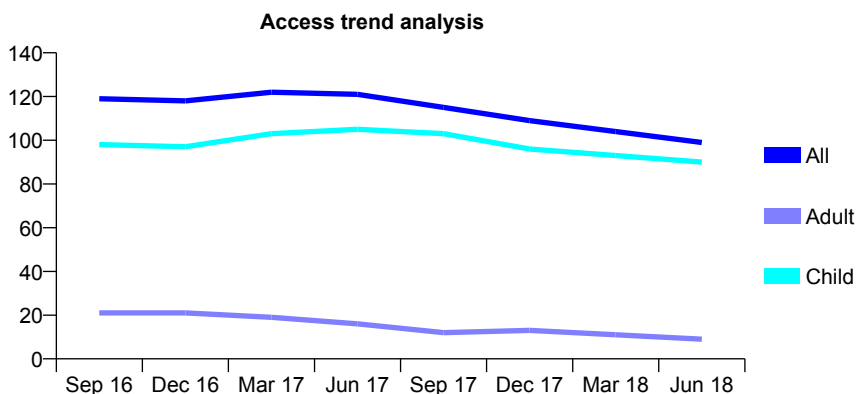
Q61 - Vital Signs At a Glance Contract Report for 643025/0001 - June 2018

Name or company name	MR PC VASWANI
Contract type name	GDS Contract
Purpose of contract	General
Contract start date	01/04/2006
Contract end date	

18/19 Contracted general activity (UDA)	260
Carry forward general activity (UDA)	0
18/19 Contracted orthodontic activity (UOA)	0
Carry forward orthodontic activity (UOA)	0
Baseline contract value	£5,888.95

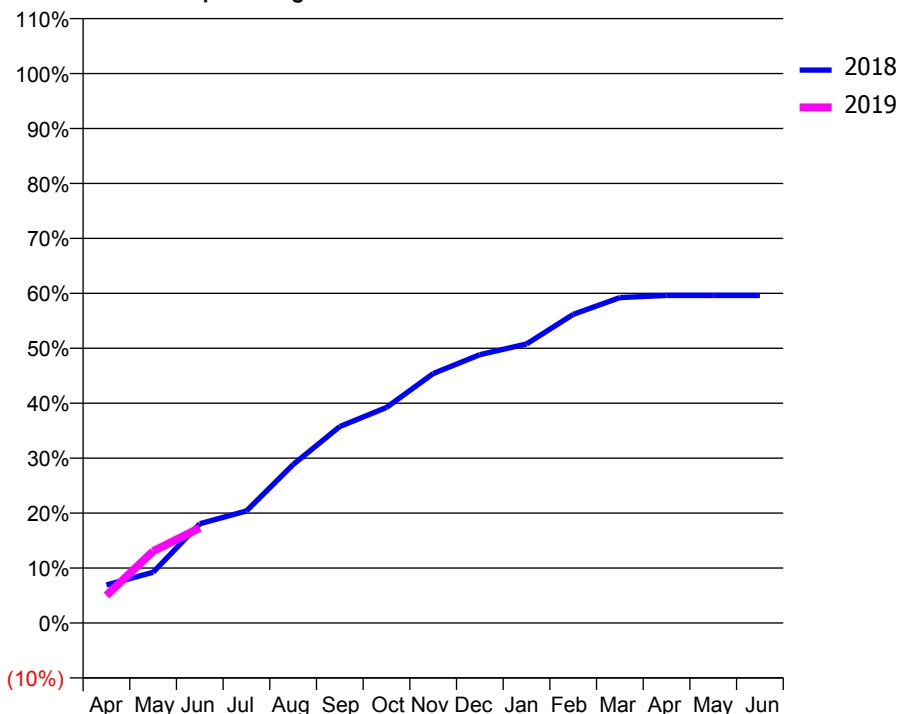
ACCESS*

Patients seen in 24 months	Total	Change since previous quarter
Quarter ending June 2017	121	
Quarter ending September 2017	115	↓
Quarter ending December 2017	109	↓
Quarter ending March 2018	104	↓
Quarter ending June 2018	99	↓
Variance since June 2017	(18.2%)	↓



ACTIVITY

Cumulative percentage of contracted UDA delivered 2018 & 2019



Adjusted Scheduled Activity (UDA)

Month	2018	2019
April	18	13
May	24	34
June	47	45
July	53	
August	75	
September	93	
October	102	
November	118	
December	127	
January	132	
February	146	
March	154	
April	155	
May	155	
June	155	

QUALITY

	Quantity	Base Number	Contract	AT	Region	England
% of FP17s for the same patient ID Re-attending within 3 months - Children	2	36	5.6%	10.5%	11.5%	11.5%
% of FP17s for the same patient ID Re-attending within 3 months - Adults	0	0	N/A	15.7%	16.6%	15.4%
% of FP17s for the same patient ID Re-attending between 3 & 9 months - Children	11	36	30.6%	44.8%	48.8%	58.9%
% of FP17s for the same patient ID Re-attending between 3 & 9 months - Adults	0	0	N/A	37.3%	39.3%	51.6%
% of FP17s for Band 1 Urgent Courses	0	35	0.0%	10.9%	10.6%	8.9%
% of FP17s Relating to Free Repair or Replacements	0	35	0.0%	0.5%	0.5%	0.8%
% of FP17s Relating to Continuations	0	35	0.0%	0.7%	0.7%	0.9%
% of Patients satisfied with the dentistry they have received	0	0	N/A	91.0%	90.4%	93.2%
% of Patients satisfied with the time they had to wait for an appointment	0	0	N/A	83.8%	85.3%	88.8%

* This is based on patients treated on this contract for their most recent course of treatment. Figures in italics indicate the base number of FP17s or Patient Questionnaire responses are less than 100. N/A is shown where the base number of responses is less than 10 during the period. % is calculated as Quantity/Base number*100

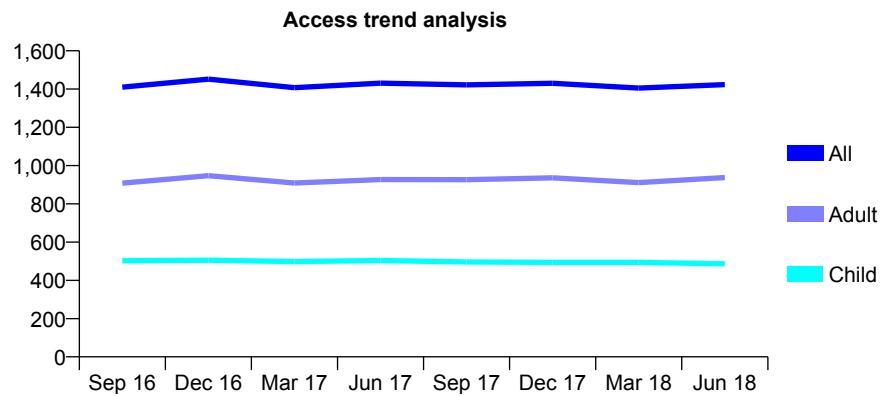
Q61 - Vital Signs At a Glance Contract Report for 643513/0001 - June 2018

Name or company name	MR JB RAVAL
Contract type name	GDS Contract
Purpose of contract	General
Contract start date	01/04/2006
Contract end date	

18/19 Contracted general activity (UDA)	6,014
Carry forward general activity (UDA)	0
18/19 Contracted orthodontic activity (UOA)	0
Carry forward orthodontic activity (UOA)	0
Baseline contract value	£190,728.08

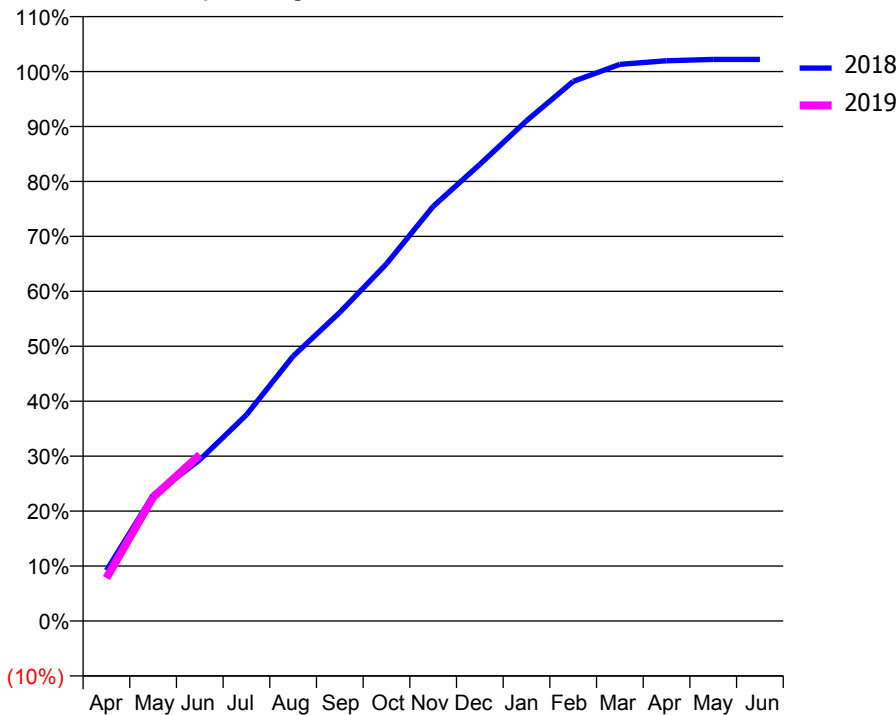
ACCESS*

Patients seen in 24 months	Total	Change since previous quarter
Quarter ending June 2017	1,431	
Quarter ending September 2017	1,422	→
Quarter ending December 2017	1,430	→
Quarter ending March 2018	1,405	↓
Quarter ending June 2018	1,423	→
Variance since June 2017	(0.6%)	→



ACTIVITY

Cumulative percentage of contracted UDA delivered 2018 & 2019



Month	Adjusted Scheduled Activity (UDA)	
	2018	2019
April	553	471
May	1,376	1,356
June	1,764	1,819
July	2,258	
August	2,900	
September	3,378	
October	3,908	
November	4,539	
December	4,997	
January	5,475	
February	5,905	
March	6,092	
April	6,131	
May	6,146	
June	6,146	

QUALITY

	Quantity	Base Number	Contract	AT	Region	England
% of FP17s for the same patient ID Re-attending within 3 months - Children	5	170	2.9%	10.5%	11.5%	11.5%
% of FP17s for the same patient ID Re-attending within 3 months - Adults	10	327	3.1%	15.7%	16.6%	15.4%
% of FP17s for the same patient ID Re-attending between 3 & 9 months - Children	99	170	58.2%	44.8%	48.8%	58.9%
% of FP17s for the same patient ID Re-attending between 3 & 9 months - Adults	151	327	46.2%	37.3%	39.3%	51.6%
% of FP17s for Band 1 Urgent Courses	19	460	4.1%	10.9%	10.6%	8.9%
% of FP17s Relating to Free Repair or Replacements	0	460	0.0%	0.5%	0.5%	0.8%
% of FP17s Relating to Continuations	0	460	0.0%	0.7%	0.7%	0.9%
% of Patients satisfied with the dentistry they have received	2	3	N/A	91.0%	90.4%	93.2%
% of Patients satisfied with the time they had to wait for an appointment	2	3	N/A	83.8%	85.3%	88.8%

* This is based on patients treated on this contract for their most recent course of treatment. Figures in italics indicate the base number of FP17s or Patient Questionnaire responses are less than 100. N/A is shown where the base number of responses is less than 10 during the period. % is calculated as Quantity/Base number*100

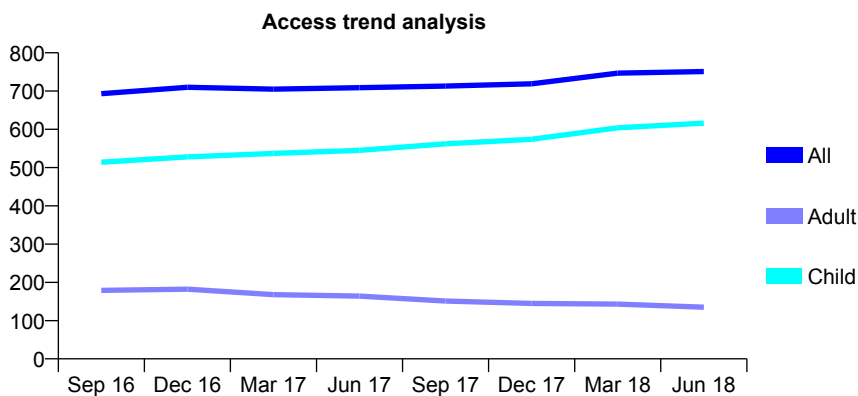
Q61 - Vital Signs At a Glance Contract Report for 644889/0001 - June 2018

Name or company name	MR C RISOLI
Contract type name	GDS Contract
Purpose of contract	General
Contract start date	01/04/2006
Contract end date	

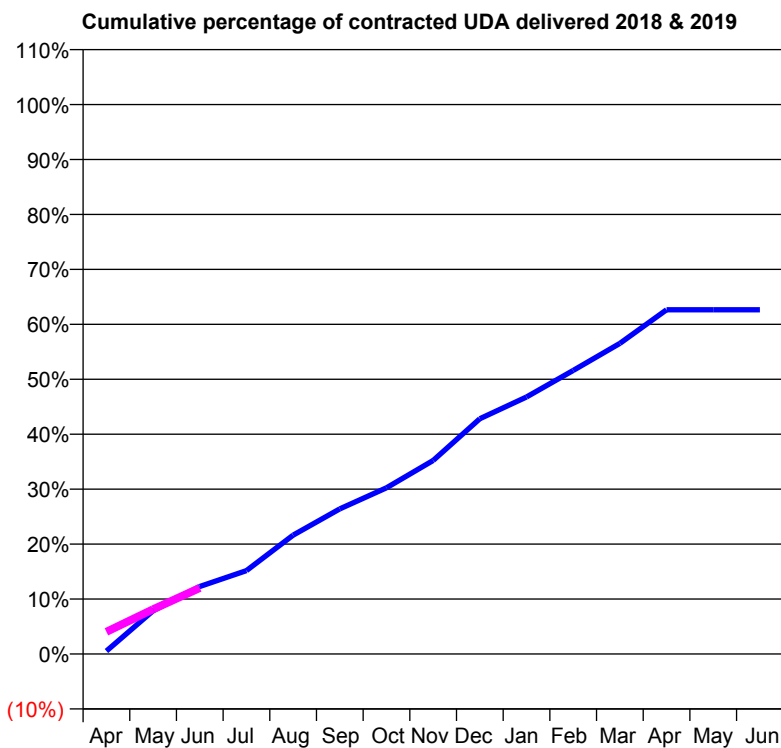
18/19 Contracted general activity (UDA)	1,488
Carry forward general activity (UDA)	0
18/19 Contracted orthodontic activity (UOA)	0
Carry forward orthodontic activity (UOA)	0
Baseline contract value	£51,272.01

ACCESS*

Patients seen in 24 months	Total	Change since previous quarter
Quarter ending June 2017	709	
Quarter ending September 2017	713	→
Quarter ending December 2017	719	→
Quarter ending March 2018	747	↑
Quarter ending June 2018	751	→
Variance since June 2017	5.9%	↑



ACTIVITY



Month	Adjusted Scheduled Activity (UDA)	
	2018	2019
April	8	60
May	117	121
June	183	179
July	226	
August	322	
September	393	
October	450	
November	524	
December	637	
January	696	
February	768	
March	841	
April	932	
May	932	
June	932	

QUALITY

	Quantity	Base Number	Contract	AT	Region	England
% of FP17s for the same patient ID Re-attending within 3 months - Children	15	184	8.2%	10.5%	11.5%	11.5%
% of FP17s for the same patient ID Re-attending within 3 months - Adults	2	30	6.7%	15.7%	16.6%	15.4%
% of FP17s for the same patient ID Re-attending between 3 & 9 months - Children	67	184	36.4%	44.8%	48.8%	58.9%
% of FP17s for the same patient ID Re-attending between 3 & 9 months - Adults	7	30	23.3%	37.3%	39.3%	51.6%
% of FP17s for Band 1 Urgent Courses	0	135	0.0%	10.9%	10.6%	8.9%
% of FP17s Relating to Free Repair or Replacements	0	135	0.0%	0.5%	0.5%	0.8%
% of FP17s Relating to Continuations	3	135	2.2%	0.7%	0.7%	0.9%
% of Patients satisfied with the dentistry they have received	1	1	N/A	91.0%	90.4%	93.2%
% of Patients satisfied with the time they had to wait for an appointment	1	1	N/A	83.8%	85.3%	88.8%

* This is based on patients treated on this contract for their most recent course of treatment. Figures in italics indicate the base number of FP17s or Patient Questionnaire responses are less than 100. N/A is shown where the base number of responses is less than 10 during the period. % is calculated as Quantity/Base number*100

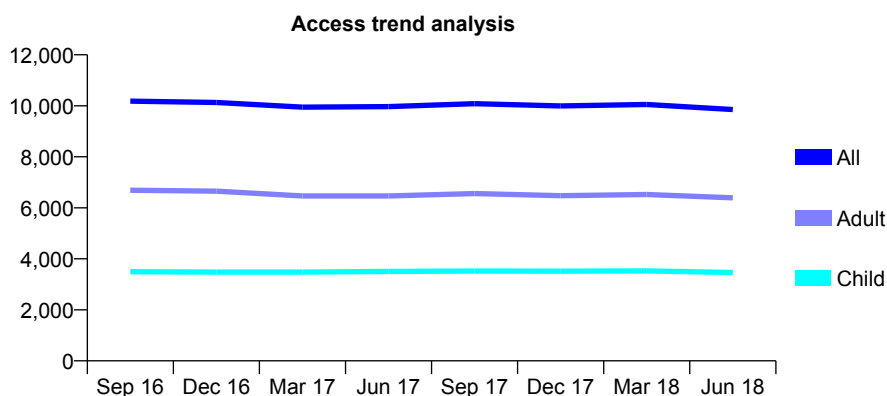
Q61 - Vital Signs At a Glance Contract Report for 650242/0001 - June 2018

Name or company name	MR H SHAH
Contract type name	GDS Contract
Purpose of contract	General and Orthodontic
Contract start date	01/04/2006
Contract end date	

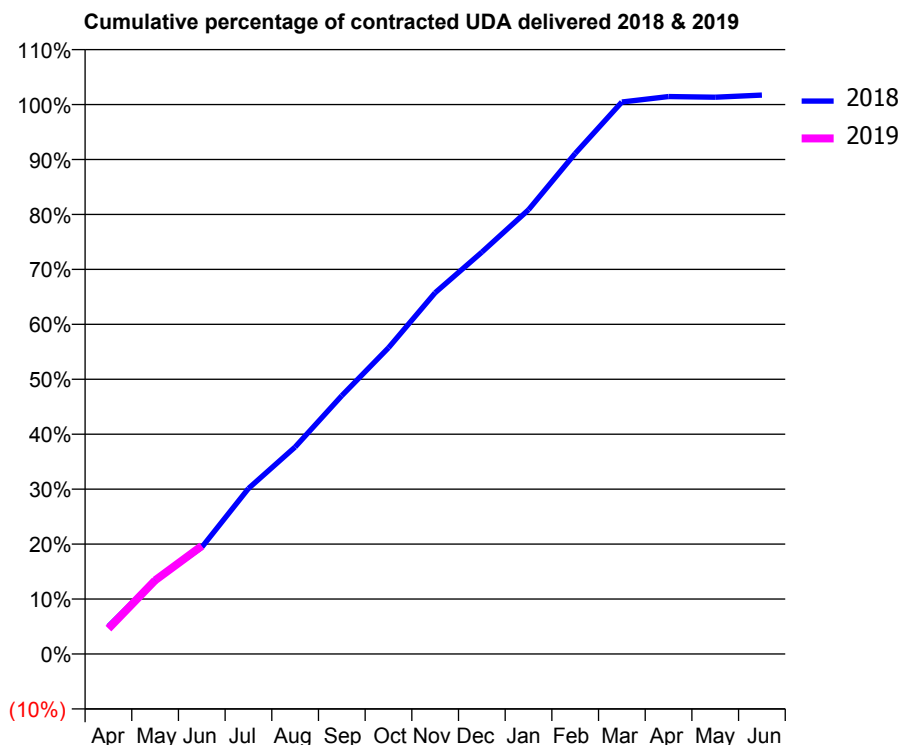
18/19 Contracted general activity (UDA)	27,477
Carry forward general activity (UDA)	0
18/19 Contracted orthodontic activity (UOA)	1,314
Carry forward orthodontic activity (UOA)	0
Baseline contract value	£897,033.95

ACCESS*

Patients seen in 24 months	Total	Change since previous quarter
Quarter ending June 2017	9,970	
Quarter ending September 2017	10,083	→
Quarter ending December 2017	9,993	→
Quarter ending March 2018	10,051	→
Quarter ending June 2018	9,853	↓
Variance since June 2017	(1.2%)	↓



ACTIVITY



Adjusted Scheduled Activity (UDA)		
Month	2018	2019
April	1,385	1,271
May	3,698	3,682
June	5,339	5,407
July	8,277	
August	10,352	
September	12,920	
October	15,313	
November	18,067	
December	20,094	
January	22,212	
February	25,027	
March	27,598	
April	27,873	
May	27,844	
June	27,946	

QUALITY

	Quantity	Base Number	Contract	AT	Region	England
% of FP17s for the same patient ID Re-attending within 3 months - Children	135	955	14.1%	10.5%	11.5%	11.5%
% of FP17s for the same patient ID Re-attending within 3 months - Adults	218	1,299	16.8%	15.7%	16.6%	15.4%
% of FP17s for the same patient ID Re-attending between 3 & 9 months - Children	351	955	36.8%	44.8%	48.8%	58.9%
% of FP17s for the same patient ID Re-attending between 3 & 9 months - Adults	343	1,299	26.4%	37.3%	39.3%	51.6%
% of FP17s for Band 1 Urgent Courses	340	1,792	19.0%	10.9%	10.6%	8.9%
% of FP17s Relating to Free Repair or Replacements	12	1,792	0.7%	0.5%	0.5%	0.8%
% of FP17s Relating to Continuations	5	1,792	0.3%	0.7%	0.7%	0.9%
% of Patients satisfied with the dentistry they have received	5	7	N/A	91.0%	90.4%	93.2%
% of Patients satisfied with the time they had to wait for an appointment	4	7	N/A	83.8%	85.3%	88.8%

* This is based on patients treated on this contract for their most recent course of treatment. Figures in italics indicate the base number of FP17s or Patient Questionnaire responses are less than 100. N/A is shown where the base number of responses is less than 10 during the period. % is calculated as Quantity/Base number*100

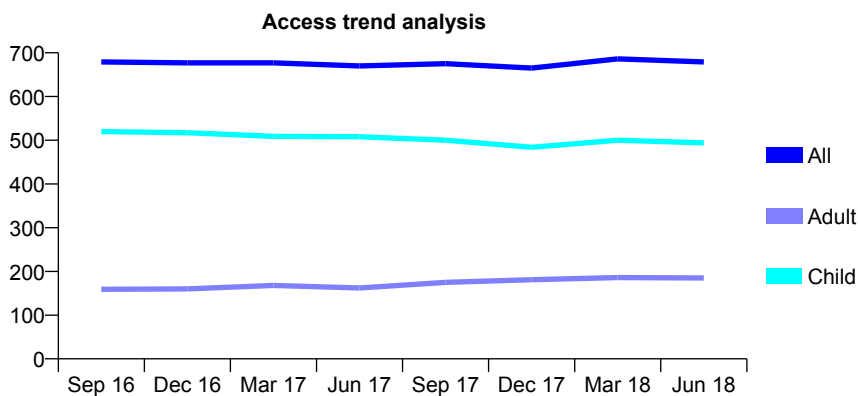
Q61 - Vital Signs At a Glance Contract Report for 650439/0001 - June 2018

Name or company name	MISS F AZIZ
Contract type name	GDS Contract
Purpose of contract	General
Contract start date	01/01/2013
Contract end date	

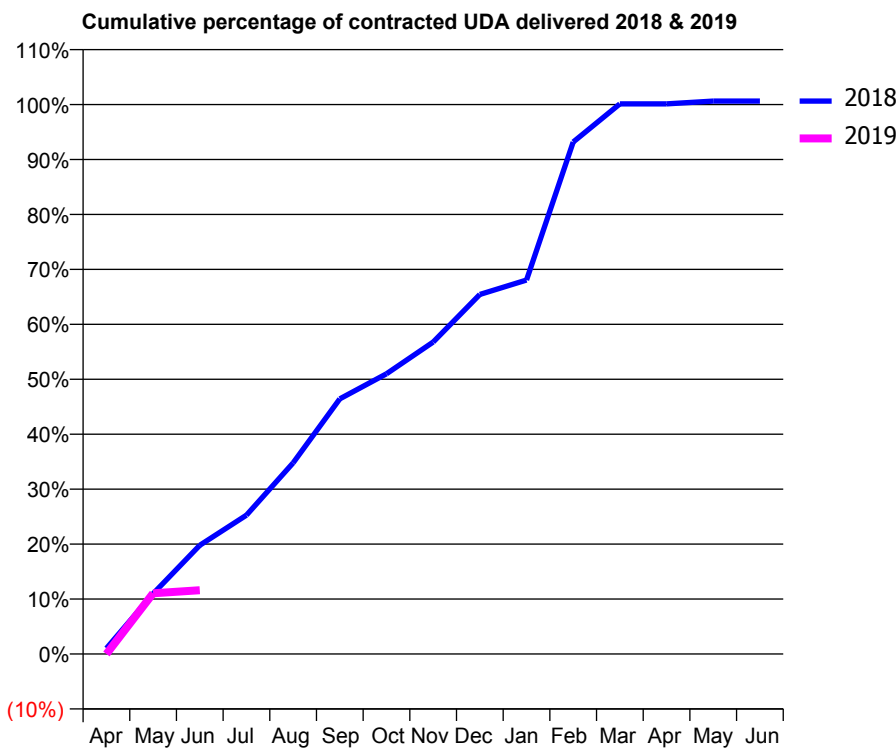
18/19 Contracted general activity (UDA)	1,461
Carry forward general activity (UDA)	0
18/19 Contracted orthodontic activity (UOA)	0
Carry forward orthodontic activity (UOA)	0
Baseline contract value	£33,807.04

ACCESS*

Patients seen in 24 months	Total	Change since previous quarter
Quarter ending June 2017	670	
Quarter ending September 2017	675	→
Quarter ending December 2017	665	↓
Quarter ending March 2018	686	↑
Quarter ending June 2018	679	↓
Variance since June 2017	1.3%	→



ACTIVITY



Adjusted Scheduled Activity (UDA)		
Month	2018	2019
April	15	0
May	160	162
June	289	170
July	369	
August	508	
September	678	
October	745	
November	830	
December	956	
January	994	
February	1,361	
March	1,463	
April	1,463	
May	1,470	
June	1,470	

QUALITY

	Quantity	Base Number	Contract	AT	Region	England
% of FP17s for the same patient ID Re-attending within 3 months - Children	11	114	9.6%	10.5%	11.5%	11.5%
% of FP17s for the same patient ID Re-attending within 3 months - Adults	1	25	4.0%	15.7%	16.6%	15.4%
% of FP17s for the same patient ID Re-attending between 3 & 9 months - Children	68	114	59.6%	44.8%	48.8%	58.9%
% of FP17s for the same patient ID Re-attending between 3 & 9 months - Adults	16	25	64.0%	37.3%	39.3%	51.6%
% of FP17s for Band 1 Urgent Courses	3	120	2.5%	10.9%	10.6%	8.9%
% of FP17s Relating to Free Repair or Replacements	0	120	0.0%	0.5%	0.5%	0.8%
% of FP17s Relating to Continuations	0	120	0.0%	0.7%	0.7%	0.9%
% of Patients satisfied with the dentistry they have received	1	1	N/A	91.0%	90.4%	93.2%
% of Patients satisfied with the time they had to wait for an appointment	1	1	N/A	83.8%	85.3%	88.8%

* This is based on patients treated on this contract for their most recent course of treatment. Figures in italics indicate the base number of FP17s or Patient Questionnaire responses are less than 100. N/A is shown where the base number of responses is less than 10 during the period. % is calculated as Quantity/Base number*100

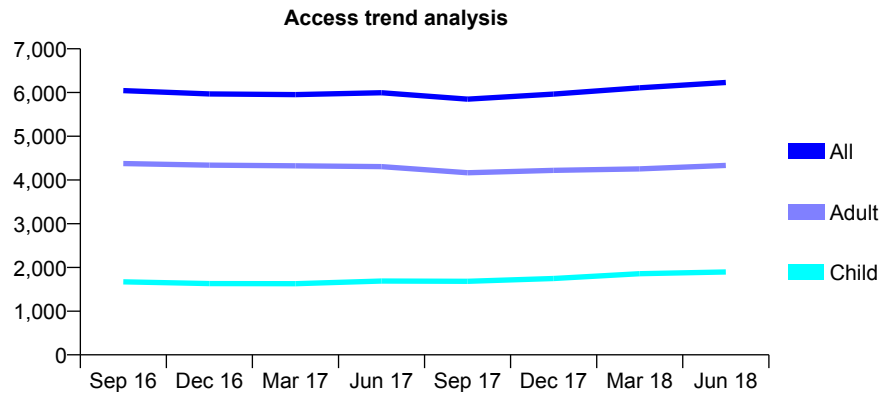
Q61 - Vital Signs At a Glance Contract Report for 650730/0001 - June 2018

Name or company name	Whitechapel Dental Centre
Contract type name	GDS Contract
Purpose of contract	General
Contract start date	01/04/2006
Contract end date	

18/19 Contracted general activity (UDA)	21,524
Carry forward general activity (UDA)	0
18/19 Contracted orthodontic activity (UOA)	0
Carry forward orthodontic activity (UOA)	0
Baseline contract value	£713,123.44

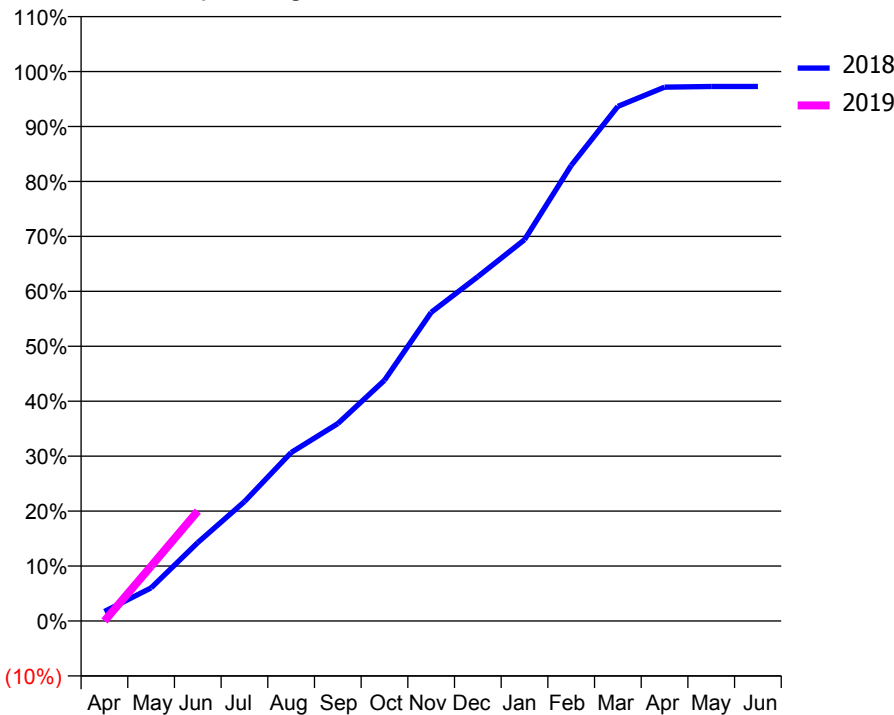
ACCESS*

Patients seen in 24 months	Total	Change since previous quarter
Quarter ending June 2017	5,994	
Quarter ending September 2017	5,849	↓
Quarter ending December 2017	5,964	→
Quarter ending March 2018	6,109	↑
Quarter ending June 2018	6,229	→
Variance since June 2017	3.9%	↑



ACTIVITY

Cumulative percentage of contracted UDA delivered 2018 & 2019



Month	Adjusted Scheduled Activity (UDA)	
	2018	2019
April	374	0
May	1,300	2,147
June	3,073	4,305
July	4,675	
August	6,602	
September	7,734	
October	9,431	
November	12,090	
December	13,487	
January	14,935	
February	17,845	
March	20,157	
April	20,913	
May	20,936	
June	20,938	

QUALITY

	Quantity	Base Number	Contract	AT	Region	England
% of FP17s for the same patient ID Re-attending within 3 months - Children	53	394	13.5%	10.5%	11.5%	11.5%
% of FP17s for the same patient ID Re-attending within 3 months - Adults	221	1,068	20.7%	15.7%	16.6%	15.4%
% of FP17s for the same patient ID Re-attending between 3 & 9 months - Children	106	394	26.9%	44.8%	48.8%	58.9%
% of FP17s for the same patient ID Re-attending between 3 & 9 months - Adults	212	1,068	19.9%	37.3%	39.3%	51.6%
% of FP17s for Band 1 Urgent Courses	316	1,253	25.2%	10.9%	10.6%	8.9%
% of FP17s Relating to Free Repair or Replacements	5	1,253	0.4%	0.5%	0.5%	0.8%
% of FP17s Relating to Continuations	14	1,253	1.1%	0.7%	0.7%	0.9%
% of Patients satisfied with the dentistry they have received	1	1	N/A	91.0%	90.4%	93.2%
% of Patients satisfied with the time they had to wait for an appointment	0	1	N/A	83.8%	85.3%	88.8%

* This is based on patients treated on this contract for their most recent course of treatment. Figures in italics indicate the base number of FP17s or Patient Questionnaire responses are less than 100. N/A is shown where the base number of responses is less than 10 during the period. % is calculated as Quantity/Base number*100

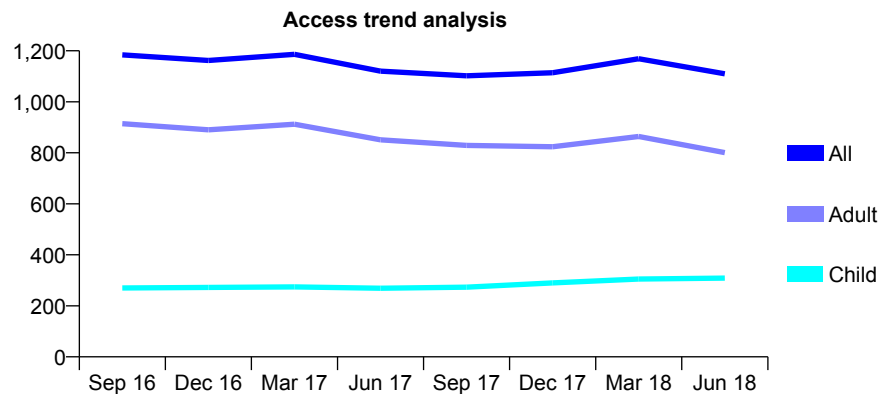
Q61 - Vital Signs At a Glance Contract Report for 656542/0001 - June 2018

Name or company name	MR JS SURDHAR
Contract type name	GDS Contract
Purpose of contract	General
Contract start date	01/04/2006
Contract end date	

18/19 Contracted general activity (UDA)	3,268
Carry forward general activity (UDA)	0
18/19 Contracted orthodontic activity (UOA)	0
Carry forward orthodontic activity (UOA)	0
Baseline contract value	£114,066.67

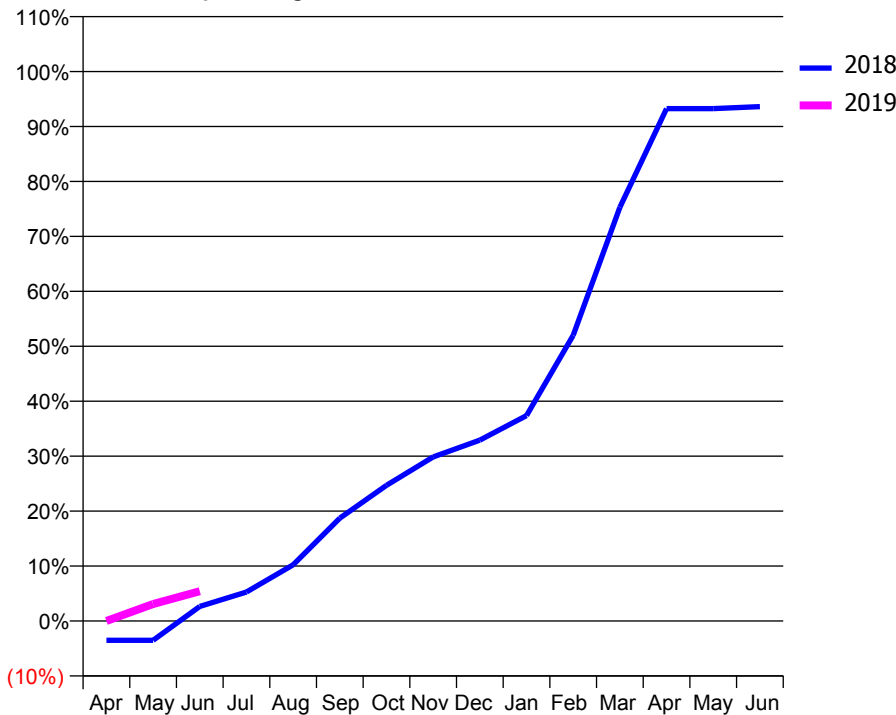
ACCESS*

Patients seen in 24 months	Total	Change since previous quarter
Quarter ending June 2017	1,120	
Quarter ending September 2017	1,102	↓
Quarter ending December 2017	1,114	→
Quarter ending March 2018	1,169	↑
Quarter ending June 2018	1,110	↓
Variance since June 2017	(0.9%)	→



ACTIVITY

Cumulative percentage of contracted UDA delivered 2018 & 2019



Month	Adjusted Scheduled Activity (UDA)	
	2018	2019
April	-115	0
May	-115	101
June	87	177
July	172	
August	335	
September	612	
October	807	
November	976	
December	1,076	
January	1,221	
February	1,699	
March	2,461	
April	3,047	
May	3,047	
June	3,059	

QUALITY

	Quantity	Base Number	Contract	AT	Region	England
% of FP17s for the same patient ID Re-attending within 3 months - Children	5	85	5.9%	10.5%	11.5%	11.5%
% of FP17s for the same patient ID Re-attending within 3 months - Adults	14	130	10.8%	15.7%	16.6%	15.4%
% of FP17s for the same patient ID Re-attending between 3 & 9 months - Children	31	85	36.5%	44.8%	48.8%	58.9%
% of FP17s for the same patient ID Re-attending between 3 & 9 months - Adults	26	130	20.0%	37.3%	39.3%	51.6%
% of FP17s for Band 1 Urgent Courses	21	108	19.4%	10.9%	10.6%	8.9%
% of FP17s Relating to Free Repair or Replacements	0	108	0.0%	0.5%	0.5%	0.8%
% of FP17s Relating to Continuations	0	108	0.0%	0.7%	0.7%	0.9%
% of Patients satisfied with the dentistry they have received	0	0	N/A	91.0%	90.4%	93.2%
% of Patients satisfied with the time they had to wait for an appointment	0	0	N/A	83.8%	85.3%	88.8%

* This is based on patients treated on this contract for their most recent course of treatment. Figures in italics indicate the base number of FP17s or Patient Questionnaire responses are less than 100. N/A is shown where the base number of responses is less than 10 during the period. % is calculated as Quantity/Base number*100

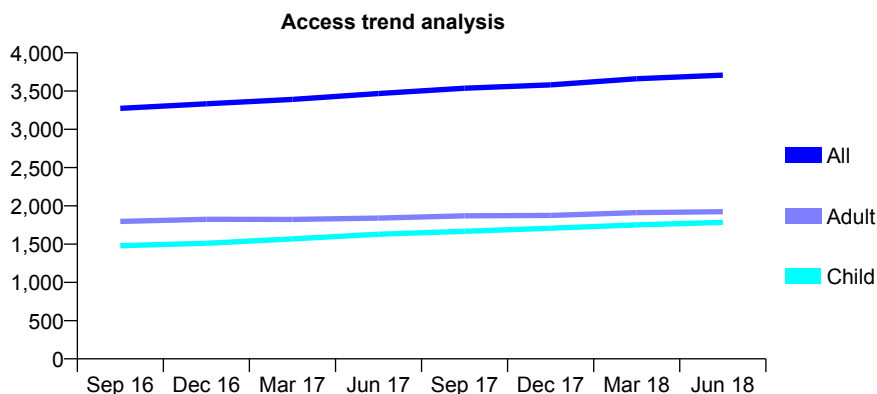
Q61 - Vital Signs At a Glance Contract Report for 661074/0002 - June 2018

Name or company name	MR SA TAVACKOLLI FARD
Contract type name	GDS Contract
Purpose of contract	General
Contract start date	01/04/2006
Contract end date	

18/19 Contracted general activity (UDA)	11,281
Carry forward general activity (UDA)	0
18/19 Contracted orthodontic activity (UOA)	0
Carry forward orthodontic activity (UOA)	0
Baseline contract value	£293,045.12

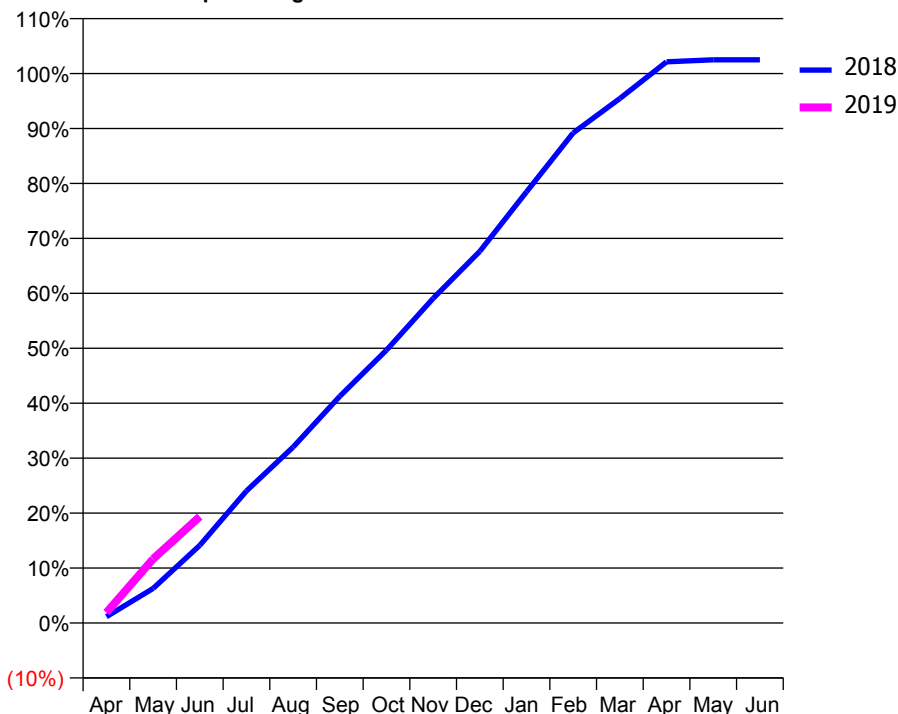
ACCESS*

Patients seen in 24 months	Total	Change since previous quarter
Quarter ending June 2017	3,468	
Quarter ending September 2017	3,537	→
Quarter ending December 2017	3,581	→
Quarter ending March 2018	3,661	↑
Quarter ending June 2018	3,708	→
Variance since June 2017	6.9%	↑



ACTIVITY

Cumulative percentage of contracted UDA delivered 2018 & 2019



Adjusted Scheduled Activity (UDA)

Month	2018	2019
April	129	215
May	709	1,314
June	1,596	2,187
July	2,712	
August	3,613	
September	4,654	
October	5,602	
November	6,664	
December	7,631	
January	8,852	
February	10,063	
March	10,767	
April	11,522	
May	11,561	
June	11,561	

QUALITY

	Quantity	Base Number	Contract	AT	Region	England
% of FP17s for the same patient ID Re-attending within 3 months - Children	16	468	3.4%	10.5%	11.5%	11.5%
% of FP17s for the same patient ID Re-attending within 3 months - Adults	38	423	9.0%	15.7%	16.6%	15.4%
% of FP17s for the same patient ID Re-attending between 3 & 9 months - Children	198	468	42.3%	44.8%	48.8%	58.9%
% of FP17s for the same patient ID Re-attending between 3 & 9 months - Adults	135	423	31.9%	37.3%	39.3%	51.6%
% of FP17s for Band 1 Urgent Courses	24	660	3.6%	10.9%	10.6%	8.9%
% of FP17s Relating to Free Repair or Replacements	0	660	0.0%	0.5%	0.5%	0.8%
% of FP17s Relating to Continuations	0	660	0.0%	0.7%	0.7%	0.9%
% of Patients satisfied with the dentistry they have received	0	1	N/A	91.0%	90.4%	93.2%
% of Patients satisfied with the time they had to wait for an appointment	1	1	N/A	83.8%	85.3%	88.8%

* This is based on patients treated on this contract for their most recent course of treatment. Figures in italics indicate the base number of FP17s or Patient Questionnaire responses are less than 100. N/A is shown where the base number of responses is less than 10 during the period. % is calculated as Quantity/Base number*100

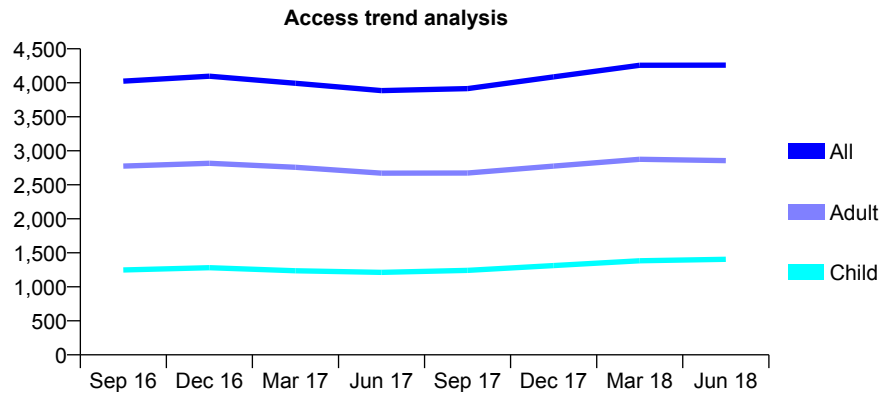
Q61 - Vital Signs At a Glance Contract Report for 673005/0001 - June 2018

Name or company name	MR C TAN
Contract type name	GDS Contract
Purpose of contract	General
Contract start date	01/04/2006
Contract end date	

18/19 Contracted general activity (UDA)	11,571
Carry forward general activity (UDA)	0
18/19 Contracted orthodontic activity (UOA)	0
Carry forward orthodontic activity (UOA)	0
Baseline contract value	£437,866.17

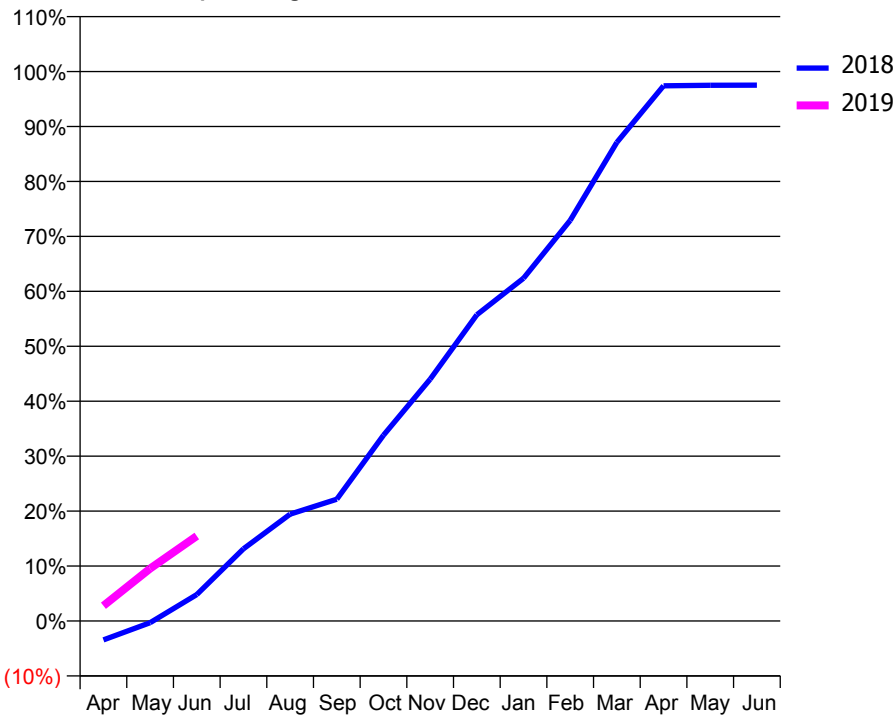
ACCESS*

Patients seen in 24 months	Total	Change since previous quarter
Quarter ending June 2017	3,885	
Quarter ending September 2017	3,915	→
Quarter ending December 2017	4,087	↑
Quarter ending March 2018	4,258	↑
Quarter ending June 2018	4,259	→
Variance since June 2017	9.6%	↑



ACTIVITY

Cumulative percentage of contracted UDA delivered 2018 & 2019



Month	Adjusted Scheduled Activity (UDA)	
	2018	2019
April	-399	321
May	-39	1,104
June	556	1,790
July	1,522	
August	2,252	
September	2,565	
October	3,913	
November	5,092	
December	6,449	
January	7,216	
February	8,437	
March	10,078	
April	11,269	
May	11,280	
June	11,282	

QUALITY

	Quantity	Base Number	Contract	AT	Region	England
% of FP17s for the same patient ID Re-attending within 3 months - Children	13	328	4.0%	10.5%	11.5%	11.5%
% of FP17s for the same patient ID Re-attending within 3 months - Adults	96	722	13.3%	15.7%	16.6%	15.4%
% of FP17s for the same patient ID Re-attending between 3 & 9 months - Children	106	328	32.3%	44.8%	48.8%	58.9%
% of FP17s for the same patient ID Re-attending between 3 & 9 months - Adults	228	722	31.6%	37.3%	39.3%	51.6%
% of FP17s for Band 1 Urgent Courses	42	767	5.5%	10.9%	10.6%	8.9%
% of FP17s Relating to Free Repair or Replacements	1	767	0.1%	0.5%	0.5%	0.8%
% of FP17s Relating to Continuations	23	767	3.0%	0.7%	0.7%	0.9%
% of Patients satisfied with the dentistry they have received	2	2	N/A	91.0%	90.4%	93.2%
% of Patients satisfied with the time they had to wait for an appointment	2	2	N/A	83.8%	85.3%	88.8%

* This is based on patients treated on this contract for their most recent course of treatment. Figures in italics indicate the base number of FP17s or Patient Questionnaire responses are less than 100. N/A is shown where the base number of responses is less than 10 during the period. % is calculated as Quantity/Base number*100

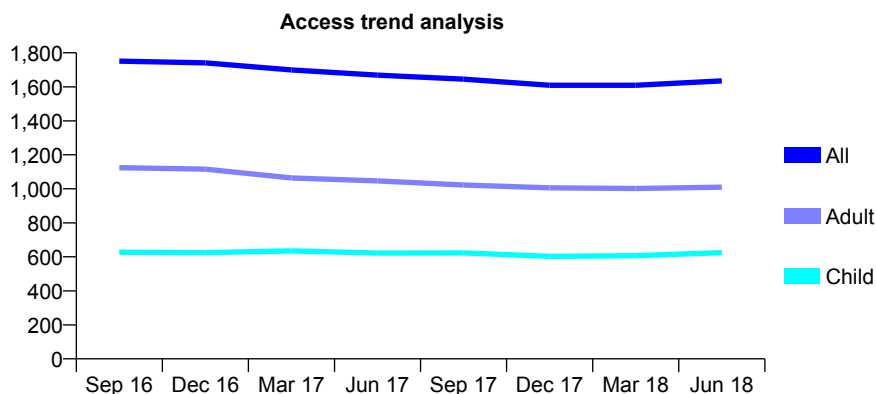
Q61 - Vital Signs At a Glance Contract Report for 673390/0001 - June 2018

Name or company name	MR A KOUCHEKIAN SABOUR
Contract type name	GDS Contract
Purpose of contract	General
Contract start date	01/04/2006
Contract end date	

18/19 Contracted general activity (UDA)	6,846
Carry forward general activity (UDA)	0
18/19 Contracted orthodontic activity (UOA)	0
Carry forward orthodontic activity (UOA)	0
Baseline contract value	£205,735.86

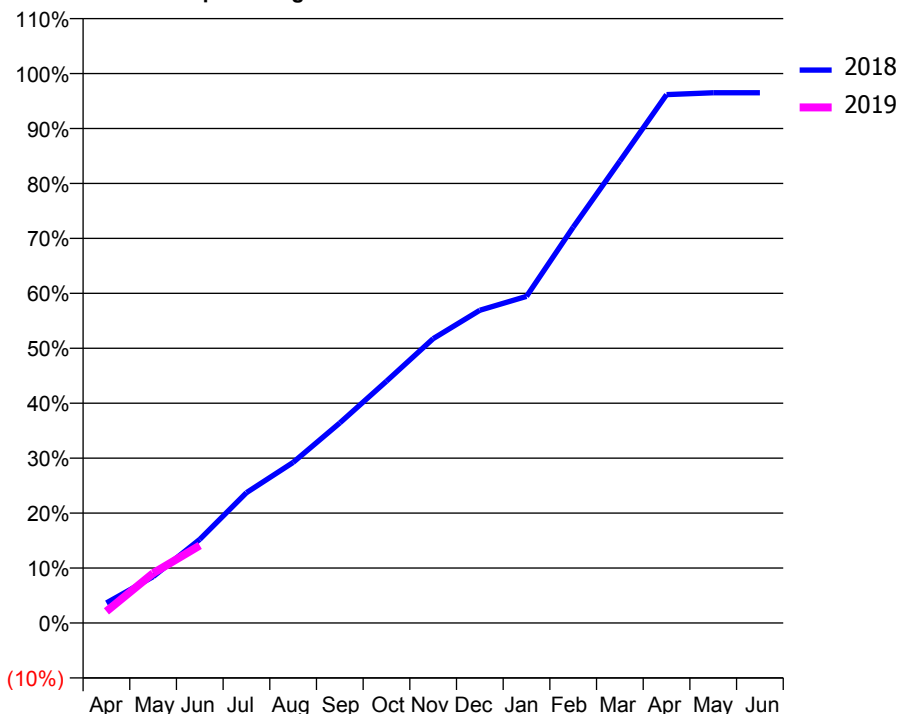
ACCESS*

Patients seen in 24 months	Total	Change since previous quarter
Quarter ending June 2017	1,669	
Quarter ending September 2017	1,645	↓
Quarter ending December 2017	1,609	↓
Quarter ending March 2018	1,609	→
Quarter ending June 2018	1,635	→
Variance since June 2017	(2.0%)	↓



ACTIVITY

Cumulative percentage of contracted UDA delivered 2018 & 2019



Adjusted Scheduled Activity (UDA)		
Month	2018	2019
April	249	146
May	577	620
June	1,043	966
July	1,624	
August	2,001	
September	2,493	
October	3,012	
November	3,542	
December	3,897	
January	4,069	
February	4,931	
March	5,754	
April	6,583	
May	6,607	
June	6,607	

QUALITY

	Quantity	Base Number	Contract	AT	Region	England
% of FP17s for the same patient ID Re-attending within 3 months - Children	23	205	11.2%	10.5%	11.5%	11.5%
% of FP17s for the same patient ID Re-attending within 3 months - Adults	40	312	12.8%	15.7%	16.6%	15.4%
% of FP17s for the same patient ID Re-attending between 3 & 9 months - Children	115	205	56.1%	44.8%	48.8%	58.9%
% of FP17s for the same patient ID Re-attending between 3 & 9 months - Adults	114	312	36.5%	37.3%	39.3%	51.6%
% of FP17s for Band 1 Urgent Courses	73	319	22.9%	10.9%	10.6%	8.9%
% of FP17s Relating to Free Repair or Replacements	0	319	0.0%	0.5%	0.5%	0.8%
% of FP17s Relating to Continuations	1	319	0.3%	0.7%	0.7%	0.9%
% of Patients satisfied with the dentistry they have received	1	1	N/A	91.0%	90.4%	93.2%
% of Patients satisfied with the time they had to wait for an appointment	1	1	N/A	83.8%	85.3%	88.8%

* This is based on patients treated on this contract for their most recent course of treatment. Figures in italics indicate the base number of FP17s or Patient Questionnaire responses are less than 100. N/A is shown where the base number of responses is less than 10 during the period. % is calculated as Quantity/Base number*100

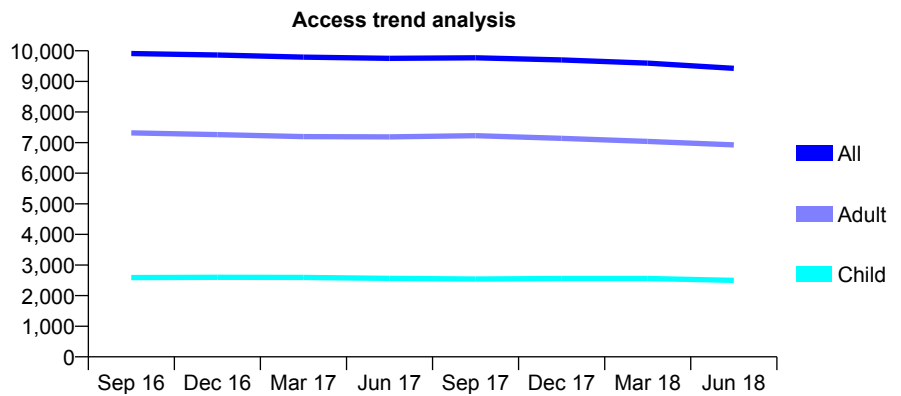
Q61 - Vital Signs At a Glance Contract Report for 673943/0001 - June 2018

Name or company name	Pashazadeh, Moghadam and Moghaddam
Contract type name	GDS Contract
Purpose of contract	General
Contract start date	01/04/2006
Contract end date	

18/19 Contracted general activity (UDA)	33,784
Carry forward general activity (UDA)	0
18/19 Contracted orthodontic activity (UOA)	0
Carry forward orthodontic activity (UOA)	0
Baseline contract value	£1,082,228.75

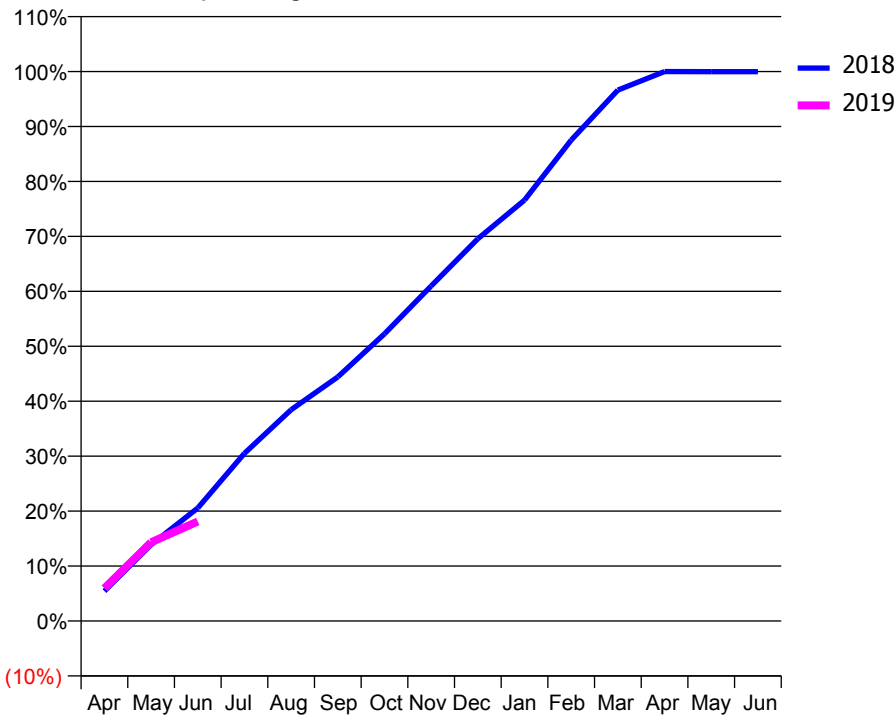
ACCESS*

Patients seen in 24 months	Total	Change since previous quarter
Quarter ending June 2017	9,752	
Quarter ending September 2017	9,770	→
Quarter ending December 2017	9,701	→
Quarter ending March 2018	9,596	↓
Quarter ending June 2018	9,425	↓
Variance since June 2017	(3.4%)	↓



ACTIVITY

Cumulative percentage of contracted UDA delivered 2018 & 2019



Month	Adjusted Scheduled Activity (UDA)	
	2018	2019
April	1,842	2,010
May	4,697	4,839
June	6,947	6,120
July	10,305	
August	12,993	
September	15,006	
October	17,659	
November	20,600	
December	23,500	
January	25,881	
February	29,570	
March	32,643	
April	33,781	
May	33,772	
June	33,774	

QUALITY

	Quantity	Base Number	Contract	AT	Region	England
% of FP17s for the same patient ID Re-attending within 3 months - Children	61	575	10.6%	10.5%	11.5%	11.5%
% of FP17s for the same patient ID Re-attending within 3 months - Adults	263	1,522	17.3%	15.7%	16.6%	15.4%
% of FP17s for the same patient ID Re-attending between 3 & 9 months - Children	206	575	35.8%	44.8%	48.8%	58.9%
% of FP17s for the same patient ID Re-attending between 3 & 9 months - Adults	501	1,522	32.9%	37.3%	39.3%	51.6%
% of FP17s for Band 1 Urgent Courses	279	1,747	16.0%	10.9%	10.6%	8.9%
% of FP17s Relating to Free Repair or Replacements	3	1,747	0.2%	0.5%	0.5%	0.8%
% of FP17s Relating to Continuations	0	1,747	0.0%	0.7%	0.7%	0.9%
% of Patients satisfied with the dentistry they have received	5	5	N/A	91.0%	90.4%	93.2%
% of Patients satisfied with the time they had to wait for an appointment	3	5	N/A	83.8%	85.3%	88.8%

* This is based on patients treated on this contract for their most recent course of treatment. Figures in italics indicate the base number of FP17s or Patient Questionnaire responses are less than 100. N/A is shown where the base number of responses is less than 10 during the period. % is calculated as Quantity/Base number*100

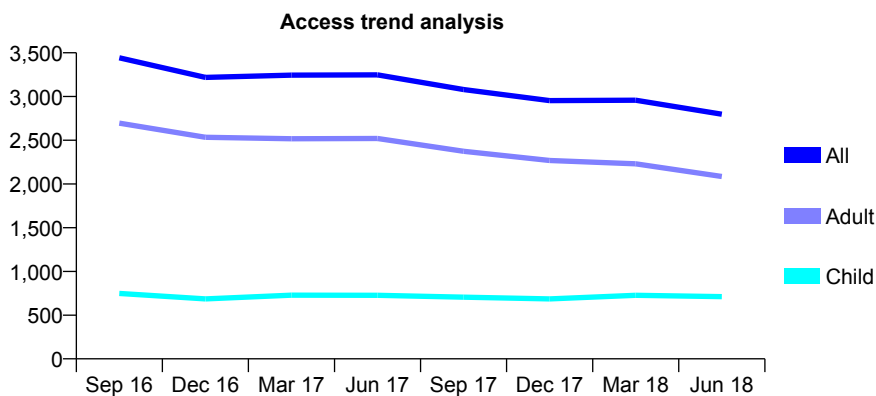
Q61 - Vital Signs At a Glance Contract Report for 675083/0001 - June 2018

Name or company name	MR S TABIBZADEH
Contract type name	GDS Contract
Purpose of contract	General
Contract start date	01/04/2006
Contract end date	

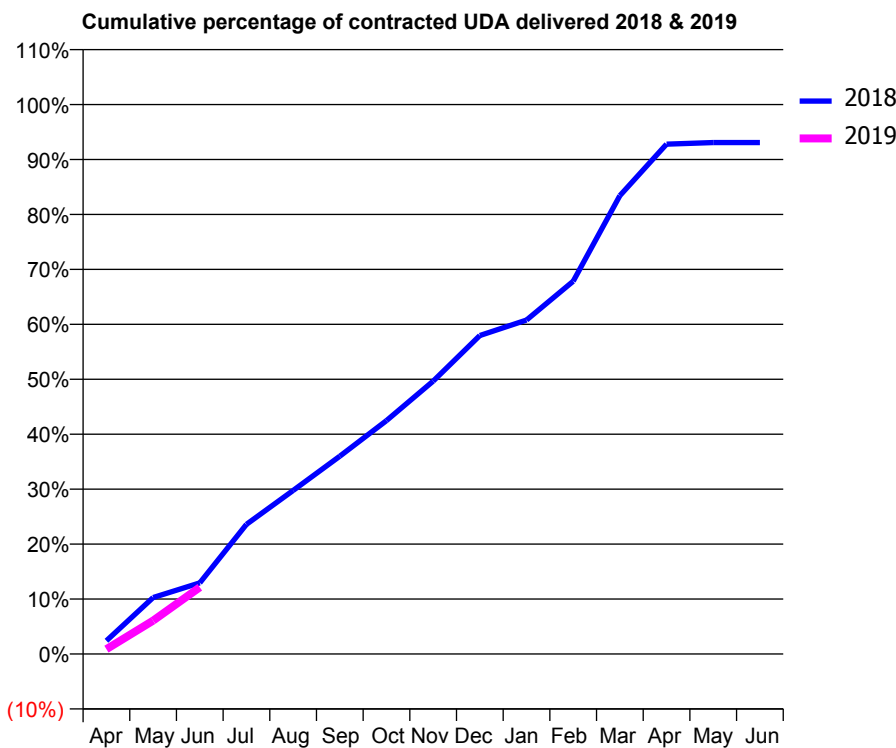
18/19 Contracted general activity (UDA)	13,995
Carry forward general activity (UDA)	0
18/19 Contracted orthodontic activity (UOA)	0
Carry forward orthodontic activity (UOA)	0
Baseline contract value	£494,186.78

ACCESS*

Patients seen in 24 months	Total	Change since previous quarter
Quarter ending June 2017	3,247	
Quarter ending September 2017	3,080	↓
Quarter ending December 2017	2,953	↓
Quarter ending March 2018	2,958	→
Quarter ending June 2018	2,797	↓
Variance since June 2017	(13.9%)	↓



ACTIVITY



Month	2018	2019
April	338	125
May	1,439	849
June	1,812	1,701
July	3,304	
August	4,167	
September	5,039	
October	5,946	
November	6,950	
December	8,111	
January	8,506	
February	9,495	
March	11,676	
April	12,984	
May	13,027	
June	13,024	

QUALITY

	Quantity	Base Number	Contract	AT	Region	England
% of FP17s for the same patient ID Re-attending within 3 months - Children	2	192	1.0%	10.5%	11.5%	11.5%
% of FP17s for the same patient ID Re-attending within 3 months - Adults	41	421	9.7%	15.7%	16.6%	15.4%
% of FP17s for the same patient ID Re-attending between 3 & 9 months - Children	44	192	22.9%	44.8%	48.8%	58.9%
% of FP17s for the same patient ID Re-attending between 3 & 9 months - Adults	91	421	21.6%	37.3%	39.3%	51.6%
% of FP17s for Band 1 Urgent Courses	48	408	11.8%	10.9%	10.6%	8.9%
% of FP17s Relating to Free Repair or Replacements	0	408	0.0%	0.5%	0.5%	0.8%
% of FP17s Relating to Continuations	1	408	0.2%	0.7%	0.7%	0.9%
% of Patients satisfied with the dentistry they have received	0	1	N/A	91.0%	90.4%	93.2%
% of Patients satisfied with the time they had to wait for an appointment	1	1	N/A	83.8%	85.3%	88.8%

* This is based on patients treated on this contract for their most recent course of treatment. Figures in italics indicate the base number of FP17s or Patient Questionnaire responses are less than 100. N/A is shown where the base number of responses is less than 10 during the period. % is calculated as Quantity/Base number*100

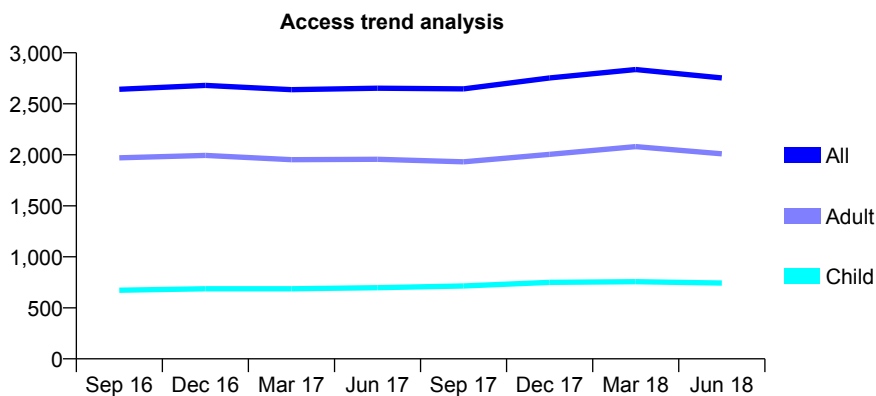
Q61 - Vital Signs At a Glance Contract Report for 677809/0001 - June 2018

Name or company name	MR QM KHALIL
Contract type name	GDS Contract
Purpose of contract	General
Contract start date	01/04/2006
Contract end date	

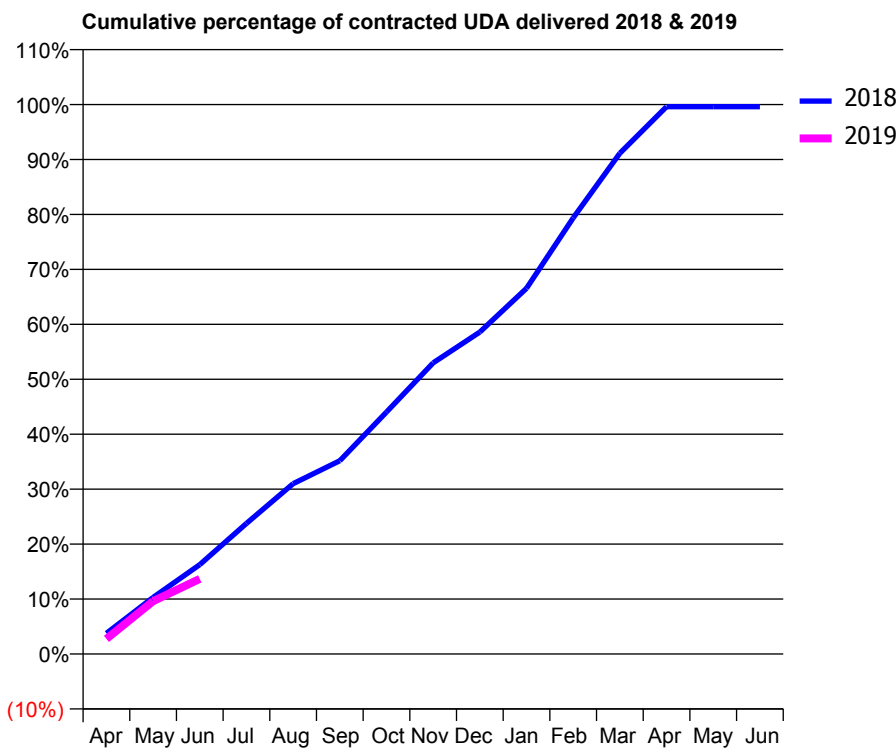
18/19 Contracted general activity (UDA)	10,923
Carry forward general activity (UDA)	0
18/19 Contracted orthodontic activity (UOA)	0
Carry forward orthodontic activity (UOA)	0
Baseline contract value	£331,207.37

ACCESS*

Patients seen in 24 months	Total	Change since previous quarter
Quarter ending June 2017	2,653	
Quarter ending September 2017	2,646	→
Quarter ending December 2017	2,754	↑
Quarter ending March 2018	2,836	↑
Quarter ending June 2018	2,753	↓
Variance since June 2017	3.8%	↑



ACTIVITY



Month	Adjusted Scheduled Activity (UDA)	
	2018	2019
April	411	300
May	1,124	1,052
June	1,778	1,495
July	2,597	
August	3,387	
September	3,841	
October	4,809	
November	5,788	
December	6,399	
January	7,268	
February	8,669	
March	9,954	
April	10,879	
May	10,879	
June	10,879	

QUALITY

	Quantity	Base Number	Contract	AT	Region	England
% of FP17s for the same patient ID Re-attending within 3 months - Children	14	207	6.8%	10.5%	11.5%	11.5%
% of FP17s for the same patient ID Re-attending within 3 months - Adults	56	415	13.5%	15.7%	16.6%	15.4%
% of FP17s for the same patient ID Re-attending between 3 & 9 months - Children	90	207	43.5%	44.8%	48.8%	58.9%
% of FP17s for the same patient ID Re-attending between 3 & 9 months - Adults	148	415	35.7%	37.3%	39.3%	51.6%
% of FP17s for Band 1 Urgent Courses	39	450	8.7%	10.9%	10.6%	8.9%
% of FP17s Relating to Free Repair or Replacements	5	450	1.1%	0.5%	0.5%	0.8%
% of FP17s Relating to Continuations	11	450	2.4%	0.7%	0.7%	0.9%
% of Patients satisfied with the dentistry they have received	1	2	N/A	91.0%	90.4%	93.2%
% of Patients satisfied with the time they had to wait for an appointment	1	2	N/A	83.8%	85.3%	88.8%

* This is based on patients treated on this contract for their most recent course of treatment. Figures in italics indicate the base number of FP17s or Patient Questionnaire responses are less than 100. N/A is shown where the base number of responses is less than 10 during the period. % is calculated as Quantity/Base number*100

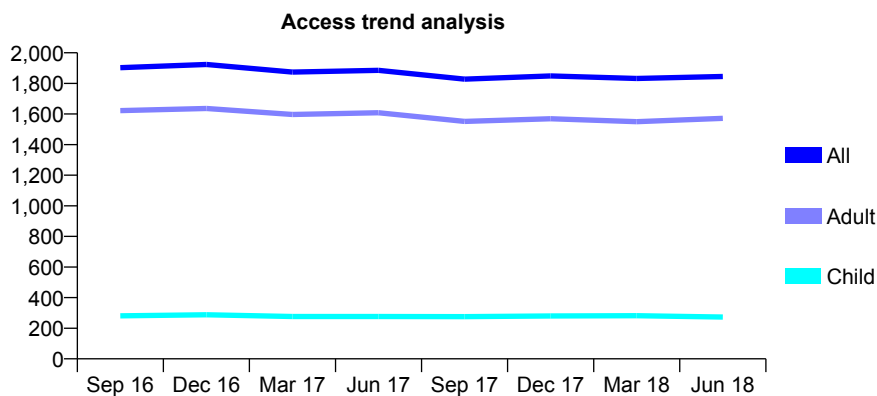
Q61 - Vital Signs At a Glance Contract Report for 680761/0002 - June 2018

Name or company name	MISS A KHAN
Contract type name	GDS Contract
Purpose of contract	General
Contract start date	15/03/2012
Contract end date	

18/19 Contracted general activity (UDA)	6,000
Carry forward general activity (UDA)	0
18/19 Contracted orthodontic activity (UOA)	0
Carry forward orthodontic activity (UOA)	0
Baseline contract value	£166,959.54

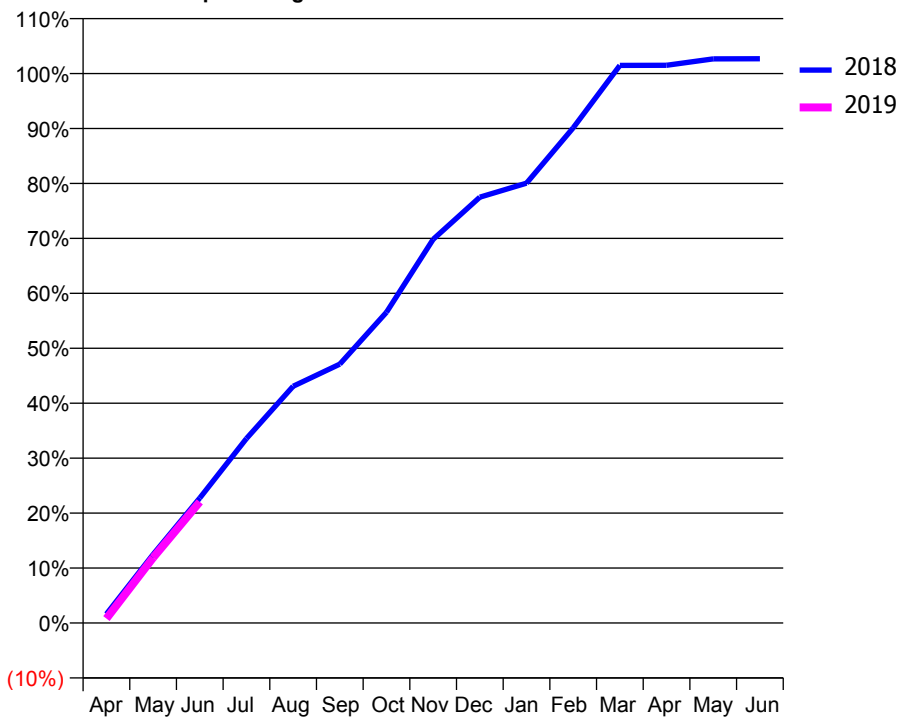
ACCESS*

Patients seen in 24 months	Total	Change since previous quarter
Quarter ending June 2017	1,885	
Quarter ending September 2017	1,828	↓
Quarter ending December 2017	1,849	→
Quarter ending March 2018	1,832	→
Quarter ending June 2018	1,845	→
Variance since June 2017	(2.1%)	↓



ACTIVITY

Cumulative percentage of contracted UDA delivered 2018 & 2019



Month	Adjusted Scheduled Activity (UDA)	
	2018	2019
April	99	49
May	749	713
June	1,364	1,323
July	2,015	
August	2,585	
September	2,827	
October	3,394	
November	4,190	
December	4,650	
January	4,802	
February	5,407	
March	6,088	
April	6,090	
May	6,160	
June	6,161	

QUALITY

	Quantity	Base Number	Contract	AT	Region	England
% of FP17s for the same patient ID Re-attending within 3 months - Children	4	71	5.6%	10.5%	11.5%	11.5%
% of FP17s for the same patient ID Re-attending within 3 months - Adults	87	502	17.3%	15.7%	16.6%	15.4%
% of FP17s for the same patient ID Re-attending between 3 & 9 months - Children	21	71	29.6%	44.8%	48.8%	58.9%
% of FP17s for the same patient ID Re-attending between 3 & 9 months - Adults	206	502	41.0%	37.3%	39.3%	51.6%
% of FP17s for Band 1 Urgent Courses	68	540	12.6%	10.9%	10.6%	8.9%
% of FP17s Relating to Free Repair or Replacements	6	540	1.1%	0.5%	0.5%	0.8%
% of FP17s Relating to Continuations	3	540	0.6%	0.7%	0.7%	0.9%
% of Patients satisfied with the dentistry they have received	1	1	N/A	91.0%	90.4%	93.2%
% of Patients satisfied with the time they had to wait for an appointment	1	1	N/A	83.8%	85.3%	88.8%

* This is based on patients treated on this contract for their most recent course of treatment. Figures in italics indicate the base number of FP17s or Patient Questionnaire responses are less than 100. N/A is shown where the base number of responses is less than 10 during the period. % is calculated as Quantity/Base number*100

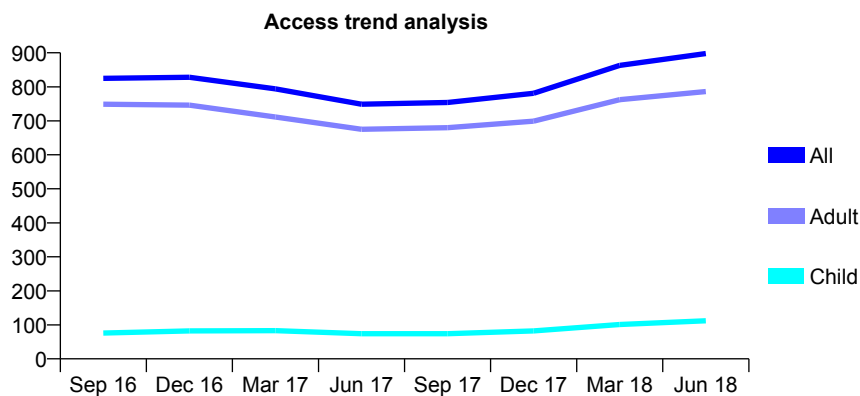
Q61 - Vital Signs At a Glance Contract Report for 681601/0001 - June 2018

Name or company name	Dental Centre @N4
Contract type name	GDS Contract
Purpose of contract	General
Contract start date	01/04/2006
Contract end date	

18/19 Contracted general activity (UDA)	3,000
Carry forward general activity (UDA)	0
18/19 Contracted orthodontic activity (UOA)	0
Carry forward orthodontic activity (UOA)	0
Baseline contract value	£80,530.32

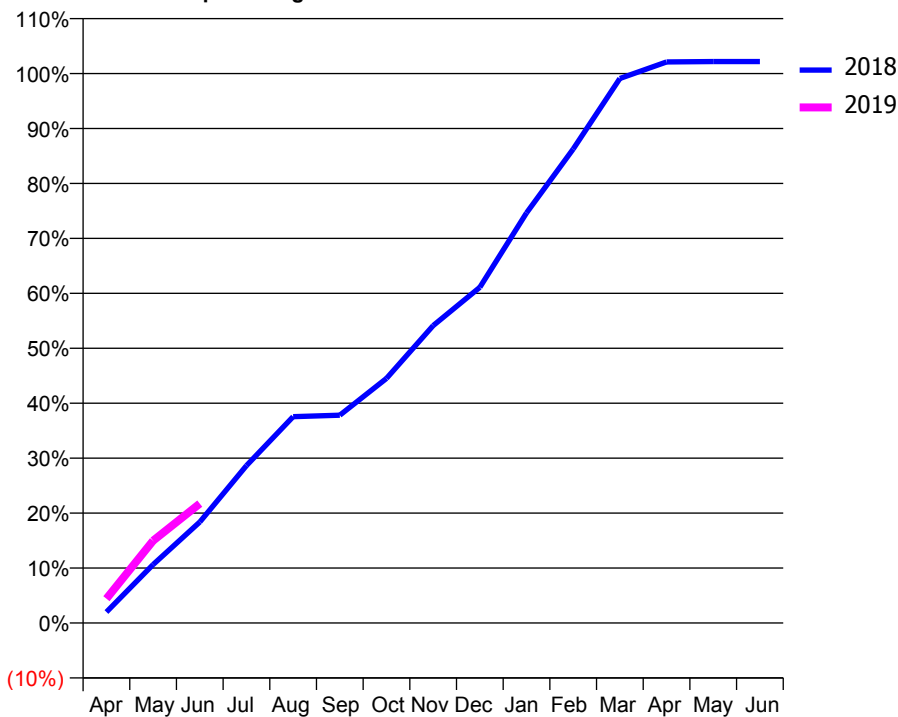
ACCESS*

Patients seen in 24 months	Total	Change since previous quarter
Quarter ending June 2017	749	
Quarter ending September 2017	754	→
Quarter ending December 2017	781	↑
Quarter ending March 2018	863	↑
Quarter ending June 2018	898	↑
Variance since June 2017	19.9%	↑



ACTIVITY

Cumulative percentage of contracted UDA delivered 2018 & 2019



Adjusted Scheduled Activity (UDA)

Month	2018	2019
April	60	133
May	319	449
June	551	652
July	859	
August	1,127	
September	1,135	
October	1,335	
November	1,624	
December	1,832	
January	2,239	
February	2,588	
March	2,973	
April	3,063	
May	3,065	
June	3,065	

QUALITY

	Quantity	Base Number	Contract	AT	Region	England
% of FP17s for the same patient ID Re-attending within 3 months - Children	1	18	5.6%	10.5%	11.5%	11.5%
% of FP17s for the same patient ID Re-attending within 3 months - Adults	49	228	21.5%	15.7%	16.6%	15.4%
% of FP17s for the same patient ID Re-attending between 3 & 9 months - Children	3	18	16.7%	44.8%	48.8%	58.9%
% of FP17s for the same patient ID Re-attending between 3 & 9 months - Adults	36	228	15.8%	37.3%	39.3%	51.6%
% of FP17s for Band 1 Urgent Courses	58	216	26.9%	10.9%	10.6%	8.9%
% of FP17s Relating to Free Repair or Replacements	1	216	0.5%	0.5%	0.5%	0.8%
% of FP17s Relating to Continuations	0	216	0.0%	0.7%	0.7%	0.9%
% of Patients satisfied with the dentistry they have received	0	0	N/A	91.0%	90.4%	93.2%
% of Patients satisfied with the time they had to wait for an appointment	0	0	N/A	83.8%	85.3%	88.8%

* This is based on patients treated on this contract for their most recent course of treatment. Figures in italics indicate the base number of FP17s or Patient Questionnaire responses are less than 100. N/A is shown where the base number of responses is less than 10 during the period. % is calculated as Quantity/Base number*100

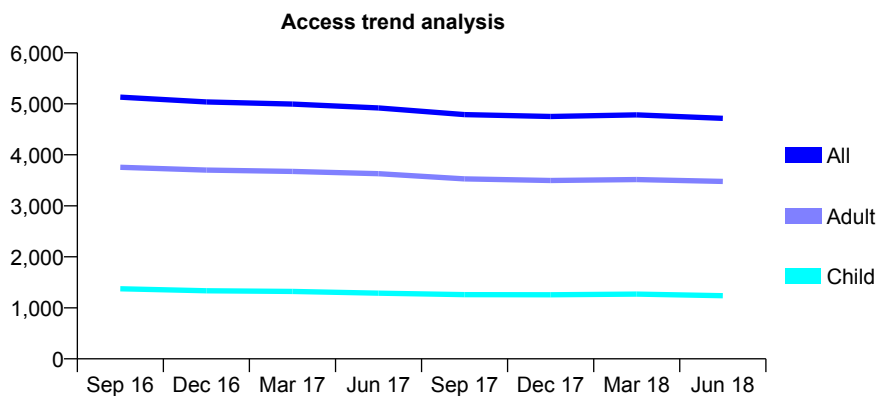
Q61 - Vital Signs At a Glance Contract Report for 683116/0001 - June 2018

Name or company name	MR SC KAPADIA
Contract type name	GDS Contract
Purpose of contract	General
Contract start date	01/04/2009
Contract end date	

18/19 Contracted general activity (UDA)	13,747
Carry forward general activity (UDA)	0
18/19 Contracted orthodontic activity (UOA)	0
Carry forward orthodontic activity (UOA)	0
Baseline contract value	£332,849.21

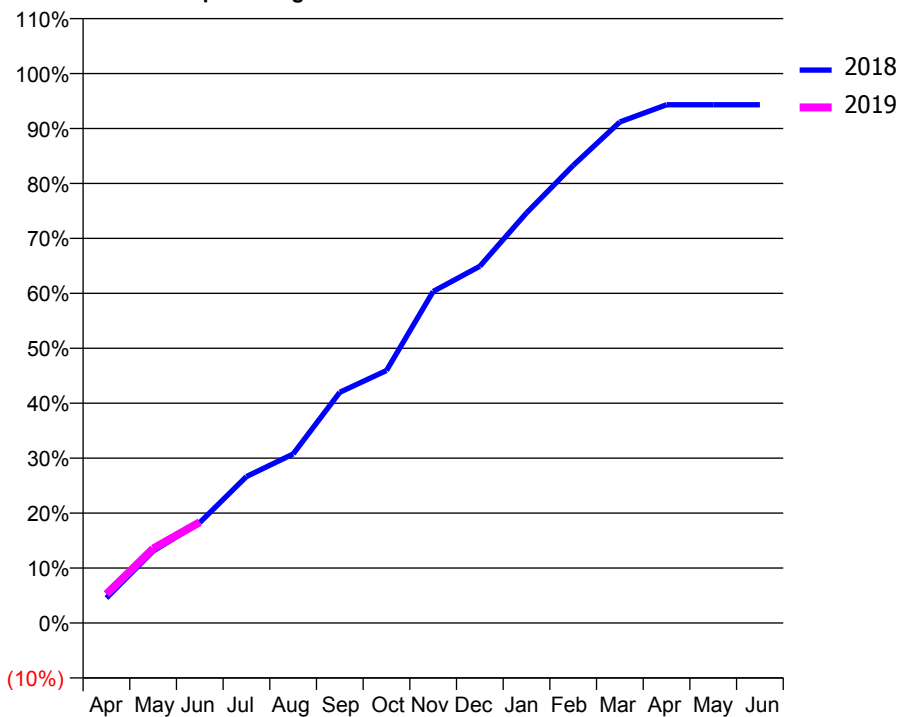
ACCESS*

Patients seen in 24 months	Total	Change since previous quarter
Quarter ending June 2017	4,919	
Quarter ending September 2017	4,789	↓
Quarter ending December 2017	4,751	→
Quarter ending March 2018	4,782	→
Quarter ending June 2018	4,716	↓
Variance since June 2017	(4.1%)	↓



ACTIVITY

Cumulative percentage of contracted UDA delivered 2018 & 2019



Month	Adjusted Scheduled Activity (UDA)	
	2018	2019
April	624	722
May	1,800	1,862
June	2,514	2,523
July	3,666	
August	4,229	
September	5,774	
October	6,318	
November	8,296	
December	8,926	
January	10,261	
February	11,447	
March	12,536	
April	12,966	
May	12,964	
June	12,964	

QUALITY

	Quantity	Base Number	Contract	AT	Region	England
% of FP17s for the same patient ID Re-attending within 3 months - Children	8	388	2.1%	10.5%	11.5%	11.5%
% of FP17s for the same patient ID Re-attending within 3 months - Adults	65	913	7.1%	15.7%	16.6%	15.4%
% of FP17s for the same patient ID Re-attending between 3 & 9 months - Children	234	388	60.3%	44.8%	48.8%	58.9%
% of FP17s for the same patient ID Re-attending between 3 & 9 months - Adults	517	913	56.6%	37.3%	39.3%	51.6%
% of FP17s for Band 1 Urgent Courses	43	1,103	3.9%	10.9%	10.6%	8.9%
% of FP17s Relating to Free Repair or Replacements	4	1,103	0.4%	0.5%	0.5%	0.8%
% of FP17s Relating to Continuations	0	1,103	0.0%	0.7%	0.7%	0.9%
% of Patients satisfied with the dentistry they have received	0	0	N/A	91.0%	90.4%	93.2%
% of Patients satisfied with the time they had to wait for an appointment	0	0	N/A	83.8%	85.3%	88.8%

* This is based on patients treated on this contract for their most recent course of treatment. Figures in italics indicate the base number of FP17s or Patient Questionnaire responses are less than 100. N/A is shown where the base number of responses is less than 10 during the period. % is calculated as Quantity/Base number*100

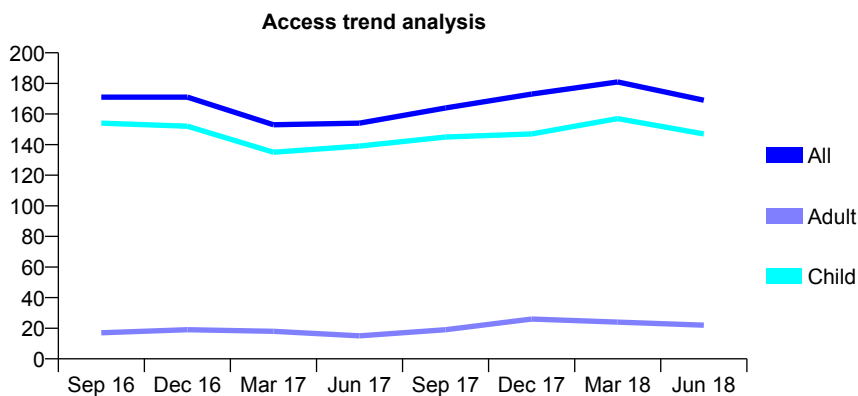
Q61 - Vital Signs At a Glance Contract Report for 683434/0001 - June 2018

Name or company name	MR F BASSEGHI
Contract type name	GDS Contract
Purpose of contract	General
Contract start date	01/04/2006
Contract end date	

18/19 Contracted general activity (UDA)	320
Carry forward general activity (UDA)	0
18/19 Contracted orthodontic activity (UOA)	0
Carry forward orthodontic activity (UOA)	0
Baseline contract value	£12,100.48

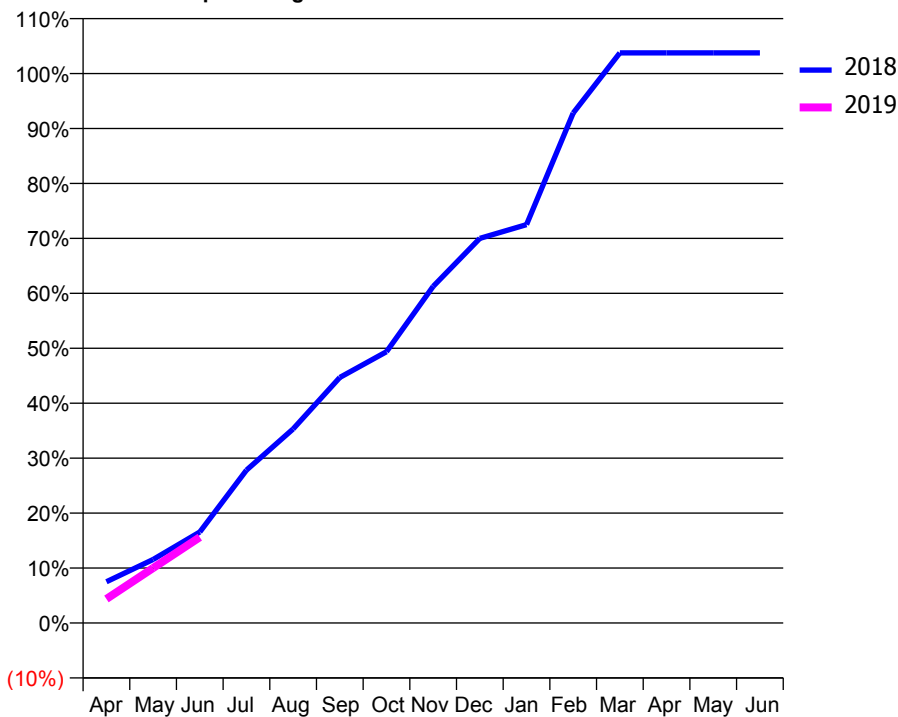
ACCESS*

Patients seen in 24 months	Total	Change since previous quarter
Quarter ending June 2017	154	
Quarter ending September 2017	164	↑
Quarter ending December 2017	173	↑
Quarter ending March 2018	181	↑
Quarter ending June 2018	169	↓
Variance since June 2017	9.7%	↑



ACTIVITY

Cumulative percentage of contracted UDA delivered 2018 & 2019



Adjusted Scheduled Activity (UDA)

Month	2018	2019
April	24	14
May	37	32
June	53	50
July	89	
August	113	
September	143	
October	158	
November	196	
December	224	
January	232	
February	297	
March	332	
April	332	
May	332	
June	332	

QUALITY

	Quantity	Base Number	Contract	AT	Region	England
% of FP17s for the same patient ID Re-attending within 3 months - Children	5	35	14.3%	10.5%	11.5%	11.5%
% of FP17s for the same patient ID Re-attending within 3 months - Adults	0	1	0.0%	15.7%	16.6%	15.4%
% of FP17s for the same patient ID Re-attending between 3 & 9 months - Children	12	35	34.3%	44.8%	48.8%	58.9%
% of FP17s for the same patient ID Re-attending between 3 & 9 months - Adults	1	1	100.0%	37.3%	39.3%	51.6%
% of FP17s for Band 1 Urgent Courses	0	36	0.0%	10.9%	10.6%	8.9%
% of FP17s Relating to Free Repair or Replacements	0	36	0.0%	0.5%	0.5%	0.8%
% of FP17s Relating to Continuations	0	36	0.0%	0.7%	0.7%	0.9%
% of Patients satisfied with the dentistry they have received	0	0	N/A	91.0%	90.4%	93.2%
% of Patients satisfied with the time they had to wait for an appointment	0	0	N/A	83.8%	85.3%	88.8%

* This is based on patients treated on this contract for their most recent course of treatment. Figures in italics indicate the base number of FP17s or Patient Questionnaire responses are less than 100. N/A is shown where the base number of responses is less than 10 during the period. % is calculated as Quantity/Base number*100

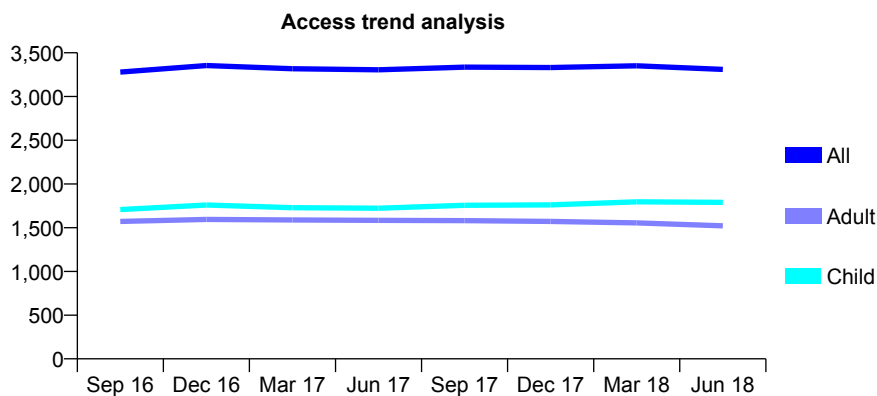
Q61 - Vital Signs At a Glance Contract Report for 685763/0001 - June 2018

Name or company name	MR S CHAUDHURI
Contract type name	GDS Contract
Purpose of contract	General
Contract start date	01/04/2008
Contract end date	

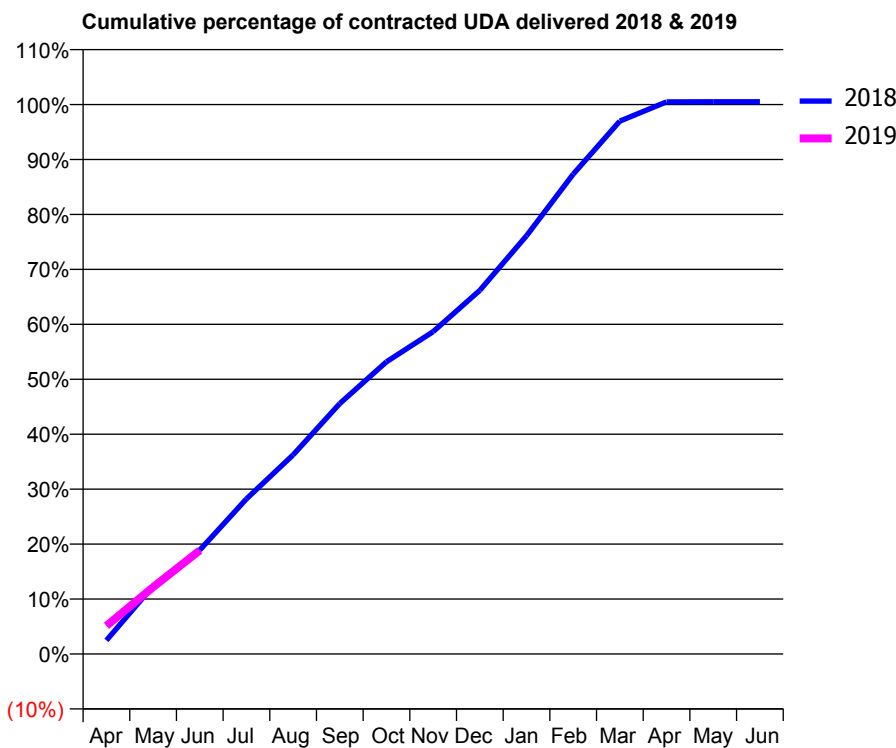
18/19 Contracted general activity (UDA)	12,935
Carry forward general activity (UDA)	0
18/19 Contracted orthodontic activity (UOA)	0
Carry forward orthodontic activity (UOA)	0
Baseline contract value	£390,282.39

ACCESS*

Patients seen in 24 months	Total	Change since previous quarter
Quarter ending June 2017	3,306	
Quarter ending September 2017	3,336	→
Quarter ending December 2017	3,332	→
Quarter ending March 2018	3,351	→
Quarter ending June 2018	3,310	↓
Variance since June 2017	0.1%	→



ACTIVITY



Month	Adjusted Scheduled Activity (UDA)	
	2018	2019
April	322	663
May	1,603	1,575
June	2,446	2,441
July	3,653	
August	4,688	
September	5,896	
October	6,879	
November	7,589	
December	8,562	
January	9,845	
February	11,294	
March	12,543	
April	12,997	
May	12,999	
June	12,999	

QUALITY

	Quantity	Base Number	Contract	AT	Region	England
% of FP17s for the same patient ID Re-attending within 3 months - Children	53	628	8.4%	10.5%	11.5%	11.5%
% of FP17s for the same patient ID Re-attending within 3 months - Adults	125	483	25.9%	15.7%	16.6%	15.4%
% of FP17s for the same patient ID Re-attending between 3 & 9 months - Children	352	628	56.1%	44.8%	48.8%	58.9%
% of FP17s for the same patient ID Re-attending between 3 & 9 months - Adults	213	483	44.1%	37.3%	39.3%	51.6%
% of FP17s for Band 1 Urgent Courses	131	939	14.0%	10.9%	10.6%	8.9%
% of FP17s Relating to Free Repair or Replacements	4	939	0.4%	0.5%	0.5%	0.8%
% of FP17s Relating to Continuations	0	939	0.0%	0.7%	0.7%	0.9%
% of Patients satisfied with the dentistry they have received	2	2	N/A	91.0%	90.4%	93.2%
% of Patients satisfied with the time they had to wait for an appointment	2	2	N/A	83.8%	85.3%	88.8%

* This is based on patients treated on this contract for their most recent course of treatment. Figures in italics indicate the base number of FP17s or Patient Questionnaire responses are less than 100. N/A is shown where the base number of responses is less than 10 during the period. % is calculated as Quantity/Base number*100

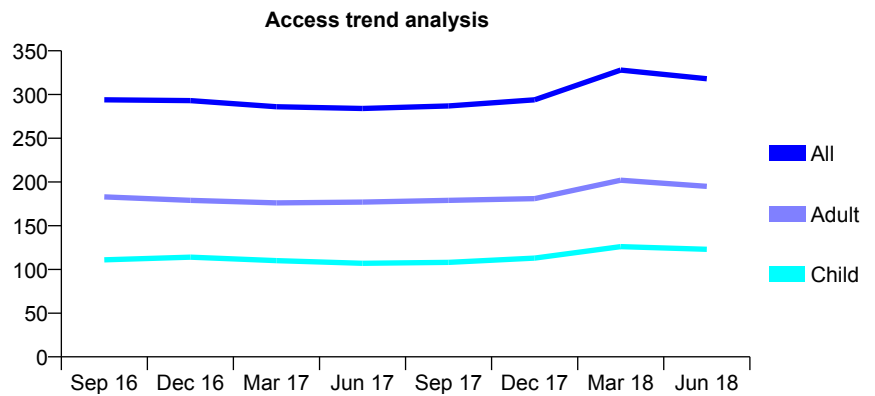
Q61 - Vital Signs At a Glance Contract Report for 687073/0001 - June 2018

Name or company name	MR H ALI
Contract type name	GDS Contract
Purpose of contract	General
Contract start date	01/04/2008
Contract end date	

18/19 Contracted general activity (UDA)	1,376
Carry forward general activity (UDA)	0
18/19 Contracted orthodontic activity (UOA)	0
Carry forward orthodontic activity (UOA)	0
Baseline contract value	£37,987.86

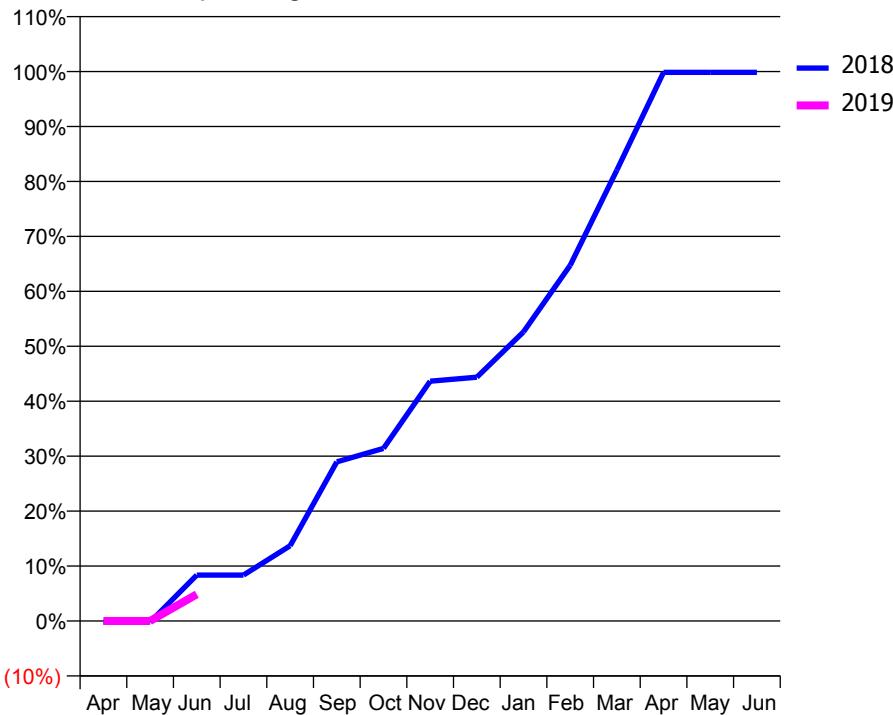
ACCESS*

Patients seen in 24 months	Total	Change since previous quarter
Quarter ending June 2017	284	
Quarter ending September 2017	287	→
Quarter ending December 2017	294	↑
Quarter ending March 2018	328	↑
Quarter ending June 2018	318	↓
Variance since June 2017	12.0%	↑



ACTIVITY

Cumulative percentage of contracted UDA delivered 2018 & 2019



Month	Adjusted Scheduled Activity (UDA)	
	2018	2019
April	-3	0
May	-3	0
June	115	67
July	115	
August	189	
September	399	
October	432	
November	600	
December	610	
January	724	
February	891	
March	1,129	
April	1,374	
May	1,374	
June	1,374	

QUALITY

	Quantity	Base Number	Contract	AT	Region	England
% of FP17s for the same patient ID Re-attending within 3 months - Children	0	35	0.0%	10.5%	11.5%	11.5%
% of FP17s for the same patient ID Re-attending within 3 months - Adults	2	44	4.5%	15.7%	16.6%	15.4%
% of FP17s for the same patient ID Re-attending between 3 & 9 months - Children	18	35	51.4%	44.8%	48.8%	58.9%
% of FP17s for the same patient ID Re-attending between 3 & 9 months - Adults	12	44	27.3%	37.3%	39.3%	51.6%
% of FP17s for Band 1 Urgent Courses	0	42	0.0%	10.9%	10.6%	8.9%
% of FP17s Relating to Free Repair or Replacements	0	42	0.0%	0.5%	0.5%	0.8%
% of FP17s Relating to Continuations	0	42	0.0%	0.7%	0.7%	0.9%
% of Patients satisfied with the dentistry they have received	1	1	N/A	91.0%	90.4%	93.2%
% of Patients satisfied with the time they had to wait for an appointment	1	1	N/A	83.8%	85.3%	88.8%

* This is based on patients treated on this contract for their most recent course of treatment. Figures in italics indicate the base number of FP17s or Patient Questionnaire responses are less than 100. N/A is shown where the base number of responses is less than 10 during the period. % is calculated as Quantity/Base number*100

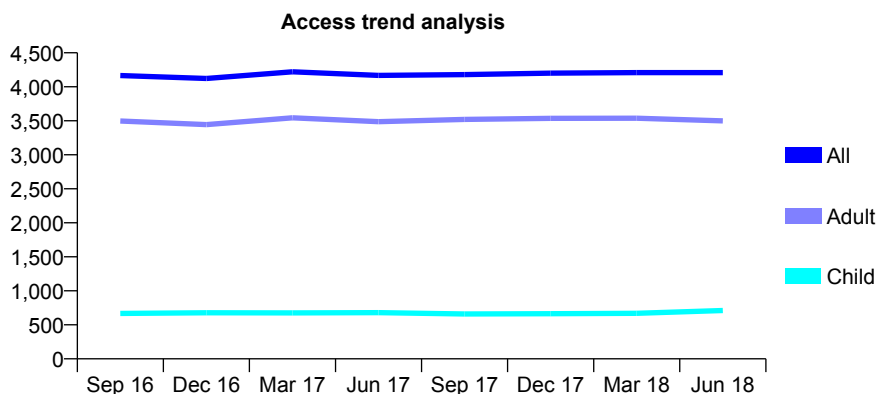
Q61 - Vital Signs At a Glance Contract Report for 687359/0001 - June 2018

Name or company name	MR K HADJI ALI AHMADI
Contract type name	GDS Contract
Purpose of contract	General
Contract start date	01/04/2006
Contract end date	

18/19 Contracted general activity (UDA)	17,540
Carry forward general activity (UDA)	0
18/19 Contracted orthodontic activity (UOA)	0
Carry forward orthodontic activity (UOA)	0
Baseline contract value	£637,895.56

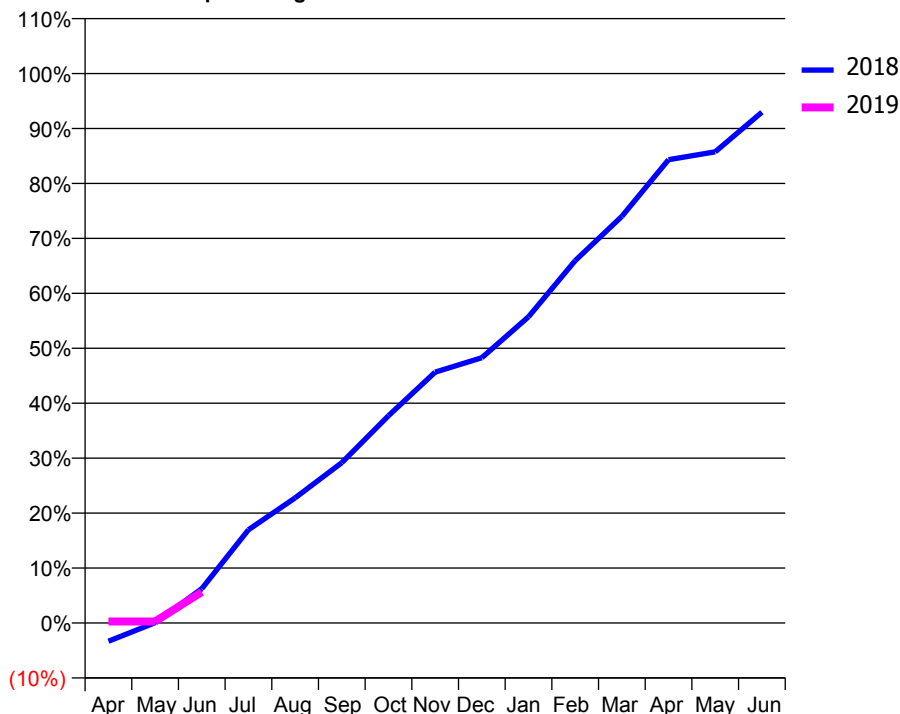
ACCESS*

Patients seen in 24 months	Total	Change since previous quarter
Quarter ending June 2017	4,168	
Quarter ending September 2017	4,180	→
Quarter ending December 2017	4,201	→
Quarter ending March 2018	4,208	→
Quarter ending June 2018	4,209	→
Variance since June 2017	1.0%	→



ACTIVITY

Cumulative percentage of contracted UDA delivered 2018 & 2019



Adjusted Scheduled Activity (UDA)

Month	2018	2019
April	-585	47
May	9	48
June	1,094	988
July	2,978	
August	3,994	
September	5,120	
October	6,616	
November	8,008	
December	8,470	
January	9,775	
February	11,566	
March	12,980	
April	14,790	
May	15,042	
June	16,303	

QUALITY

	Quantity	Base Number	Contract	AT	Region	England
% of FP17s for the same patient ID Re-attending within 3 months - Children	10	178	5.6%	10.5%	11.5%	11.5%
% of FP17s for the same patient ID Re-attending within 3 months - Adults	45	710	6.3%	15.7%	16.6%	15.4%
% of FP17s for the same patient ID Re-attending between 3 & 9 months - Children	41	178	23.0%	44.8%	48.8%	58.9%
% of FP17s for the same patient ID Re-attending between 3 & 9 months - Adults	184	710	25.9%	37.3%	39.3%	51.6%
% of FP17s for Band 1 Urgent Courses	21	362	5.8%	10.9%	10.6%	8.9%
% of FP17s Relating to Free Repair or Replacements	3	362	0.8%	0.5%	0.5%	0.8%
% of FP17s Relating to Continuations	3	362	0.8%	0.7%	0.7%	0.9%
% of Patients satisfied with the dentistry they have received	1	3	N/A	91.0%	90.4%	93.2%
% of Patients satisfied with the time they had to wait for an appointment	2	3	N/A	83.8%	85.3%	88.8%

* This is based on patients treated on this contract for their most recent course of treatment. Figures in italics indicate the base number of FP17s or Patient Questionnaire responses are less than 100. N/A is shown where the base number of responses is less than 10 during the period. % is calculated as Quantity/Base number*100

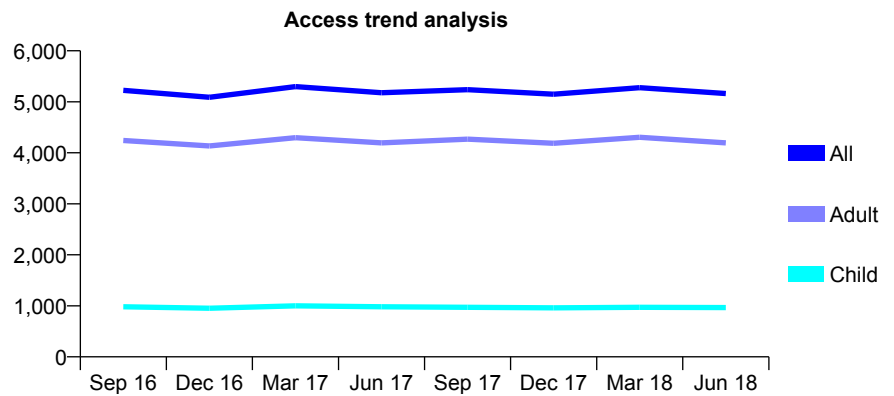
Q61 - Vital Signs At a Glance Contract Report for 688045/0001 - June 2018

Name or company name	MR M MOBASSERI
Contract type name	GDS Contract
Purpose of contract	General
Contract start date	03/07/2006
Contract end date	

18/19 Contracted general activity (UDA)	18,111
Carry forward general activity (UDA)	0
18/19 Contracted orthodontic activity (UOA)	0
Carry forward orthodontic activity (UOA)	0
Baseline contract value	£598,118.26

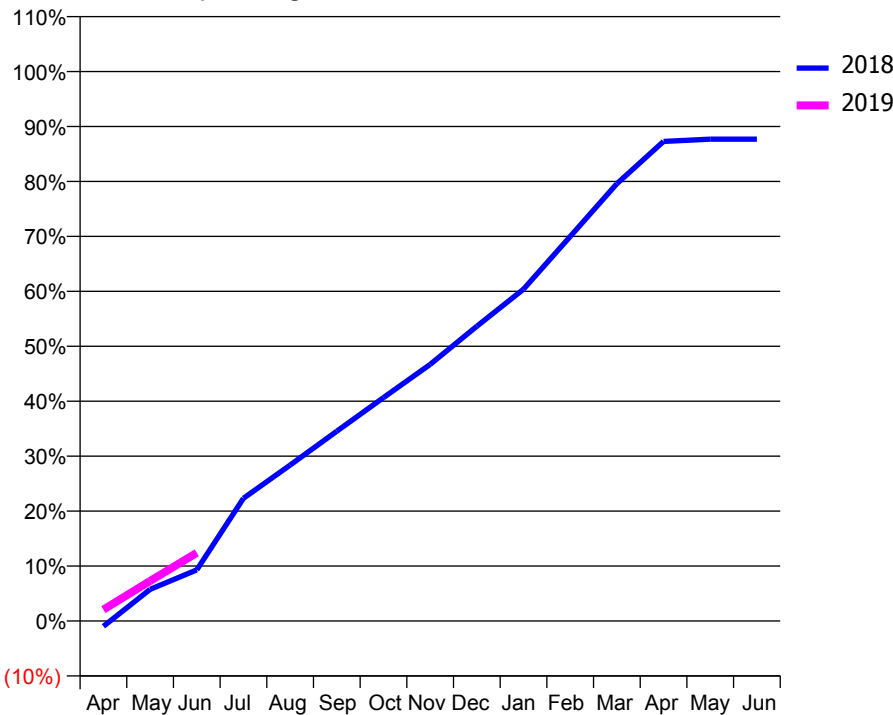
ACCESS*

Patients seen in 24 months	Total	Change since previous quarter
Quarter ending June 2017	5,179	
Quarter ending September 2017	5,239	→
Quarter ending December 2017	5,148	↓
Quarter ending March 2018	5,277	↑
Quarter ending June 2018	5,161	↓
Variance since June 2017	(0.3%)	→



ACTIVITY

Cumulative percentage of contracted UDA delivered 2018 & 2019



Month	Adjusted Scheduled Activity (UDA)	
	2018	2019
April	-176	378
May	1,043	1,321
June	1,686	2,250
July	4,047	
August	5,141	
September	6,257	
October	7,366	
November	8,457	
December	9,714	
January	10,939	
February	12,672	
March	14,414	
April	15,807	
May	15,882	
June	15,883	

QUALITY

	Quantity	Base Number	Contract	AT	Region	England
% of FP17s for the same patient ID Re-attending within 3 months - Children	23	242	9.5%	10.5%	11.5%	11.5%
% of FP17s for the same patient ID Re-attending within 3 months - Adults	130	824	15.8%	15.7%	16.6%	15.4%
% of FP17s for the same patient ID Re-attending between 3 & 9 months - Children	73	242	30.2%	44.8%	48.8%	58.9%
% of FP17s for the same patient ID Re-attending between 3 & 9 months - Adults	196	824	23.8%	37.3%	39.3%	51.6%
% of FP17s for Band 1 Urgent Courses	165	740	22.3%	10.9%	10.6%	8.9%
% of FP17s Relating to Free Repair or Replacements	1	740	0.1%	0.5%	0.5%	0.8%
% of FP17s Relating to Continuations	2	740	0.3%	0.7%	0.7%	0.9%
% of Patients satisfied with the dentistry they have received	0	0	N/A	91.0%	90.4%	93.2%
% of Patients satisfied with the time they had to wait for an appointment	0	0	N/A	83.8%	85.3%	88.8%

* This is based on patients treated on this contract for their most recent course of treatment. Figures in italics indicate the base number of FP17s or Patient Questionnaire responses are less than 100. N/A is shown where the base number of responses is less than 10 during the period. % is calculated as Quantity/Base number*100

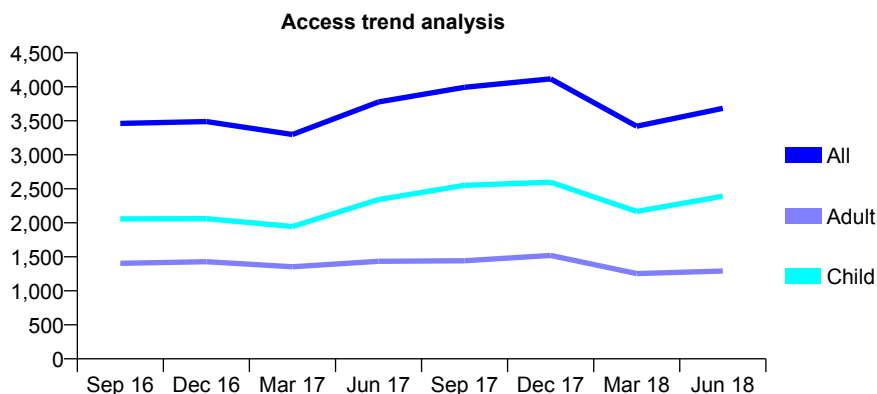
Q61 - Vital Signs At a Glance Contract Report for 689254/0005 - June 2018

Name or company name	MR M PATEL
Contract type name	GDS Contract
Purpose of contract	General
Contract start date	16/06/2010
Contract end date	

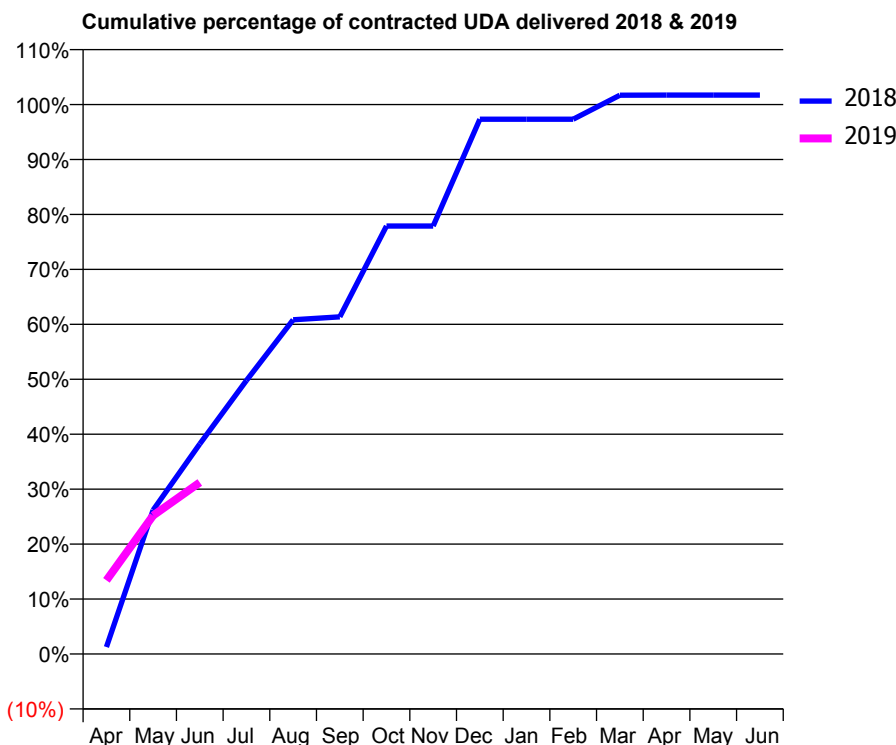
18/19 Contracted general activity (UDA)	9,508
Carry forward general activity (UDA)	0
18/19 Contracted orthodontic activity (UOA)	0
Carry forward orthodontic activity (UOA)	0
Baseline contract value	£817,190.95

ACCESS*

Patients seen in 24 months	Total	Change since previous quarter
Quarter ending June 2017	3,777	
Quarter ending September 2017	3,994	↑
Quarter ending December 2017	4,117	↑
Quarter ending March 2018	3,421	↓
Quarter ending June 2018	3,683	↑
Variance since June 2017	(2.5%)	↓



ACTIVITY



Adjusted Scheduled Activity (UDA)		
Month	2018	2019
April	122	1,275
May	2,490	2,397
June	3,634	2,969
July	4,734	
August	5,783	
September	5,834	
October	7,404	
November	7,404	
December	9,254	
January	9,254	
February	9,254	
March	9,669	
April	9,670	
May	9,670	
June	9,670	

QUALITY

	Quantity	Base Number	Contract	AT	Region	England
% of FP17s for the same patient ID Re-attending within 3 months - Children	1	673	0.1%	10.5%	11.5%	11.5%
% of FP17s for the same patient ID Re-attending within 3 months - Adults	1	282	0.4%	15.7%	16.6%	15.4%
% of FP17s for the same patient ID Re-attending between 3 & 9 months - Children	5	673	0.7%	44.8%	48.8%	58.9%
% of FP17s for the same patient ID Re-attending between 3 & 9 months - Adults	3	282	1.1%	37.3%	39.3%	51.6%
% of FP17s for Band 1 Urgent Courses	2	953	0.2%	10.9%	10.6%	8.9%
% of FP17s Relating to Free Repair or Replacements	0	953	0.0%	0.5%	0.5%	0.8%
% of FP17s Relating to Continuations	0	953	0.0%	0.7%	0.7%	0.9%
% of Patients satisfied with the dentistry they have received	0	1	N/A	91.0%	90.4%	93.2%
% of Patients satisfied with the time they had to wait for an appointment	0	1	N/A	83.8%	85.3%	88.8%

* This is based on patients treated on this contract for their most recent course of treatment. Figures in italics indicate the base number of FP17s or Patient Questionnaire responses are less than 100. N/A is shown where the base number of responses is less than 10 during the period. % is calculated as Quantity/Base number*100

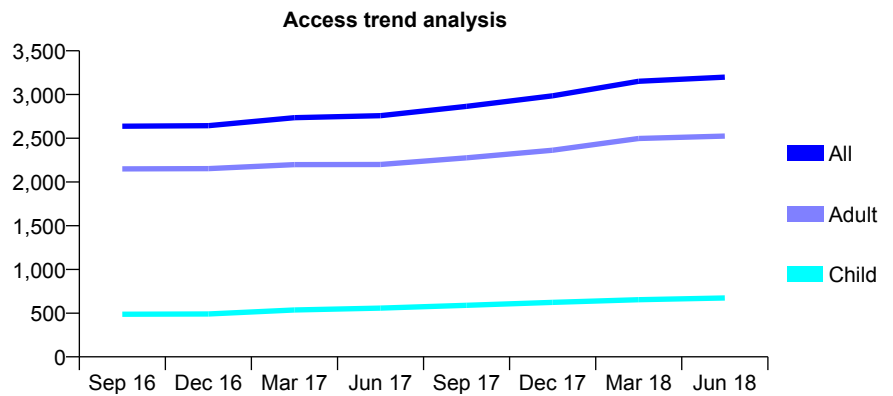
Q61 - Vital Signs At a Glance Contract Report for 689386/0003 - June 2018

Name or company name	MR SP DHAMI
Contract type name	GDS Contract
Purpose of contract	General
Contract start date	14/01/2010
Contract end date	

18/19 Contracted general activity (UDA)	11,716
Carry forward general activity (UDA)	0
18/19 Contracted orthodontic activity (UOA)	0
Carry forward orthodontic activity (UOA)	0
Baseline contract value	£292,224.62

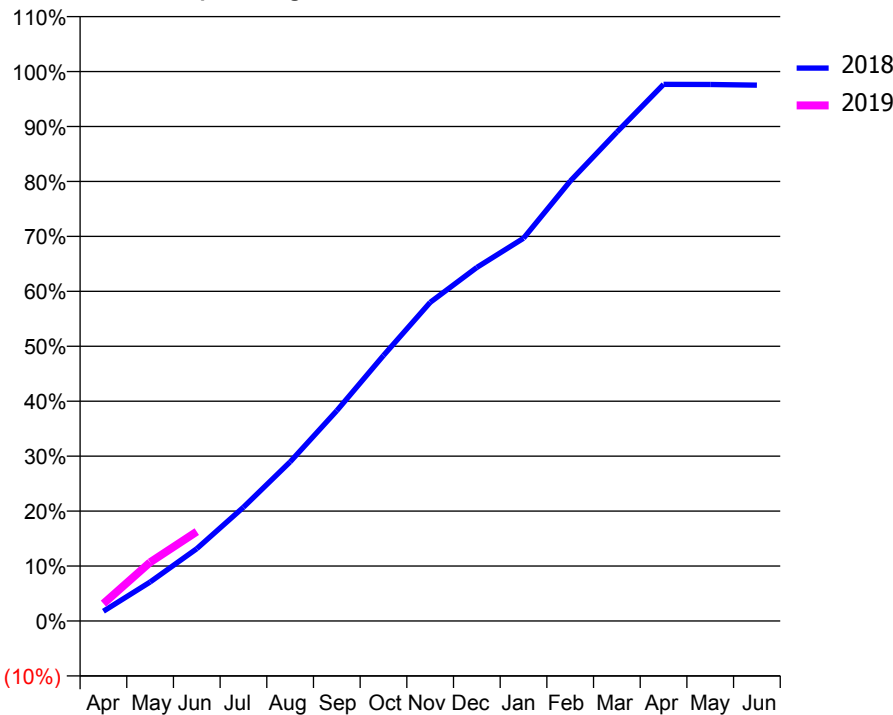
ACCESS*

Patients seen in 24 months	Total	Change since previous quarter
Quarter ending June 2017	2,758	
Quarter ending September 2017	2,865	↑
Quarter ending December 2017	2,986	↑
Quarter ending March 2018	3,152	↑
Quarter ending June 2018	3,199	→
Variance since June 2017	16.0%	↑



ACTIVITY

Cumulative percentage of contracted UDA delivered 2018 & 2019



Month	Adjusted Scheduled Activity (UDA)	
	2018	2019
April	210	371
May	833	1,253
June	1,543	1,906
July	2,425	
August	3,393	
September	4,486	
October	5,662	
November	6,793	
December	7,537	
January	8,162	
February	9,377	
March	10,423	
April	11,442	
May	11,439	
June	11,426	

QUALITY

	Quantity	Base Number	Contract	AT	Region	England
% of FP17s for the same patient ID Re-attending within 3 months - Children	14	195	7.2%	10.5%	11.5%	11.5%
% of FP17s for the same patient ID Re-attending within 3 months - Adults	122	736	16.6%	15.7%	16.6%	15.4%
% of FP17s for the same patient ID Re-attending between 3 & 9 months - Children	89	195	45.6%	44.8%	48.8%	58.9%
% of FP17s for the same patient ID Re-attending between 3 & 9 months - Adults	282	736	38.3%	37.3%	39.3%	51.6%
% of FP17s for Band 1 Urgent Courses	108	686	15.7%	10.9%	10.6%	8.9%
% of FP17s Relating to Free Repair or Replacements	18	686	2.6%	0.5%	0.5%	0.8%
% of FP17s Relating to Continuations	5	686	0.7%	0.7%	0.7%	0.9%
% of Patients satisfied with the dentistry they have received	1	1	N/A	91.0%	90.4%	93.2%
% of Patients satisfied with the time they had to wait for an appointment	0	1	N/A	83.8%	85.3%	88.8%

* This is based on patients treated on this contract for their most recent course of treatment. Figures in italics indicate the base number of FP17s or Patient Questionnaire responses are less than 100. N/A is shown where the base number of responses is less than 10 during the period. % is calculated as Quantity/Base number*100

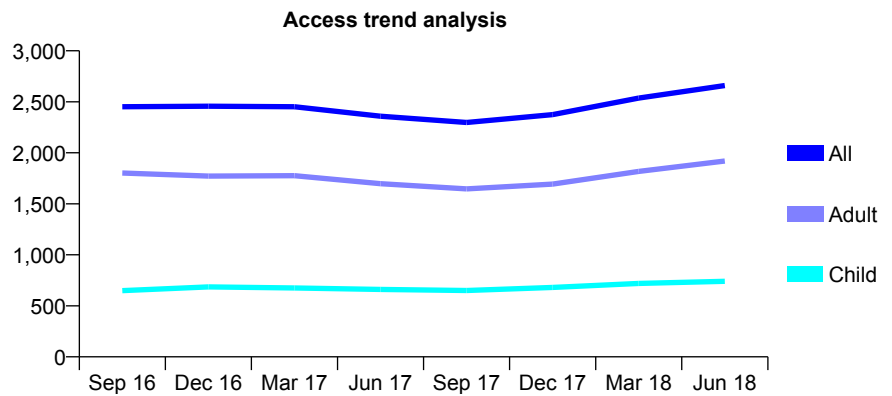
Q61 - Vital Signs At a Glance Contract Report for 691089/0001 - June 2018

Name or company name	Nile Street Dental Practice
Contract type name	GDS Contract
Purpose of contract	General
Contract start date	01/04/2006
Contract end date	

18/19 Contracted general activity (UDA)	8,238
Carry forward general activity (UDA)	0
18/19 Contracted orthodontic activity (UOA)	0
Carry forward orthodontic activity (UOA)	0
Baseline contract value	£233,144.83

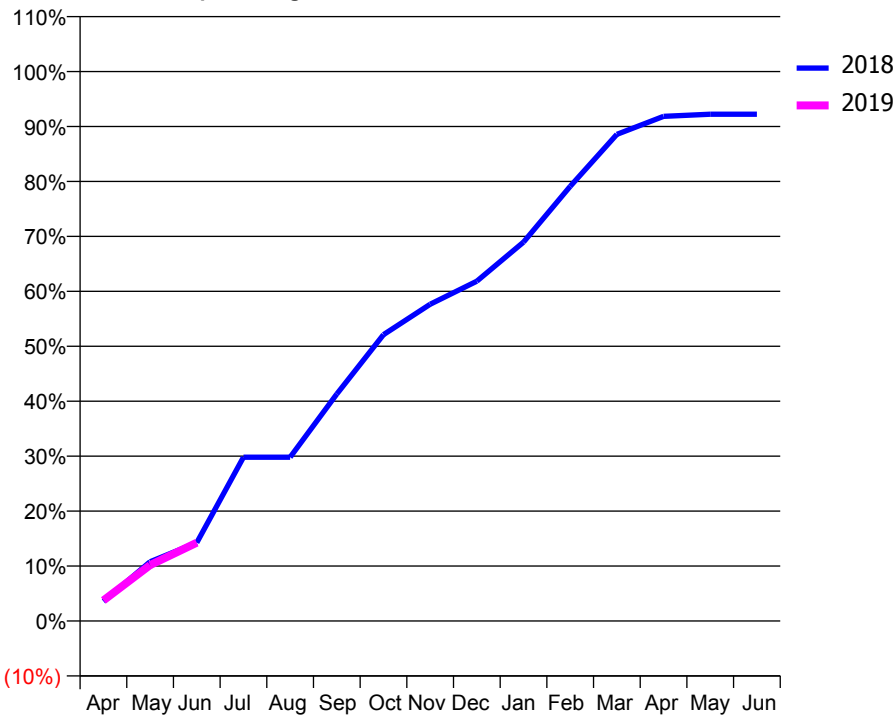
ACCESS*

Patients seen in 24 months	Total	Change since previous quarter
Quarter ending June 2017	2,359	
Quarter ending September 2017	2,297	↓
Quarter ending December 2017	2,374	↑
Quarter ending March 2018	2,536	↑
Quarter ending June 2018	2,660	↑
Variance since June 2017	12.8%	↑



ACTIVITY

Cumulative percentage of contracted UDA delivered 2018 & 2019



Month	Adjusted Scheduled Activity (UDA)	
	2018	2019
April	294	308
May	888	839
June	1,175	1,174
July	2,457	
August	2,457	
September	3,404	
October	4,294	
November	4,750	
December	5,094	
January	5,680	
February	6,516	
March	7,295	
April	7,566	
May	7,597	
June	7,597	

QUALITY

	Quantity	Base Number	Contract	AT	Region	England
% of FP17s for the same patient ID Re-attending within 3 months - Children	28	195	14.4%	10.5%	11.5%	11.5%
% of FP17s for the same patient ID Re-attending within 3 months - Adults	81	495	16.4%	15.7%	16.6%	15.4%
% of FP17s for the same patient ID Re-attending between 3 & 9 months - Children	61	195	31.3%	44.8%	48.8%	58.9%
% of FP17s for the same patient ID Re-attending between 3 & 9 months - Adults	144	495	29.1%	37.3%	39.3%	51.6%
% of FP17s for Band 1 Urgent Courses	99	567	17.5%	10.9%	10.6%	8.9%
% of FP17s Relating to Free Repair or Replacements	3	567	0.5%	0.5%	0.5%	0.8%
% of FP17s Relating to Continuations	1	567	0.2%	0.7%	0.7%	0.9%
% of Patients satisfied with the dentistry they have received	1	1	N/A	91.0%	90.4%	93.2%
% of Patients satisfied with the time they had to wait for an appointment	1	1	N/A	83.8%	85.3%	88.8%

* This is based on patients treated on this contract for their most recent course of treatment. Figures in italics indicate the base number of FP17s or Patient Questionnaire responses are less than 100. N/A is shown where the base number of responses is less than 10 during the period. % is calculated as Quantity/Base number*100

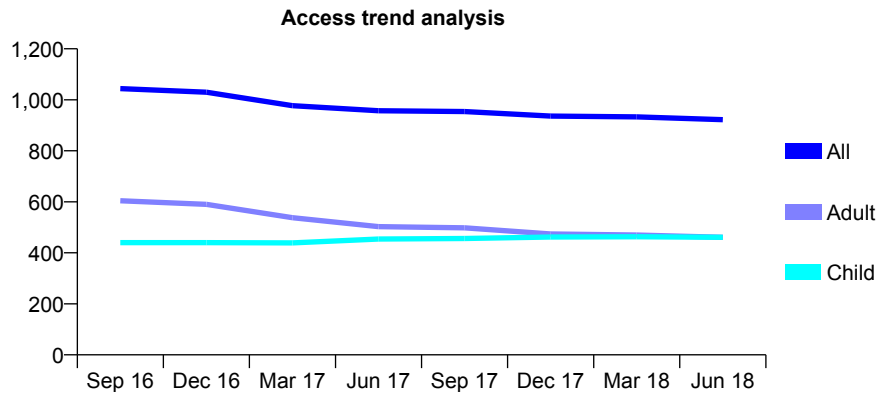
Q61 - Vital Signs At a Glance Contract Report for 693758/0001 - June 2018

Name or company name	MISS N PATEL
Contract type name	GDS Contract
Purpose of contract	General
Contract start date	01/04/2014
Contract end date	

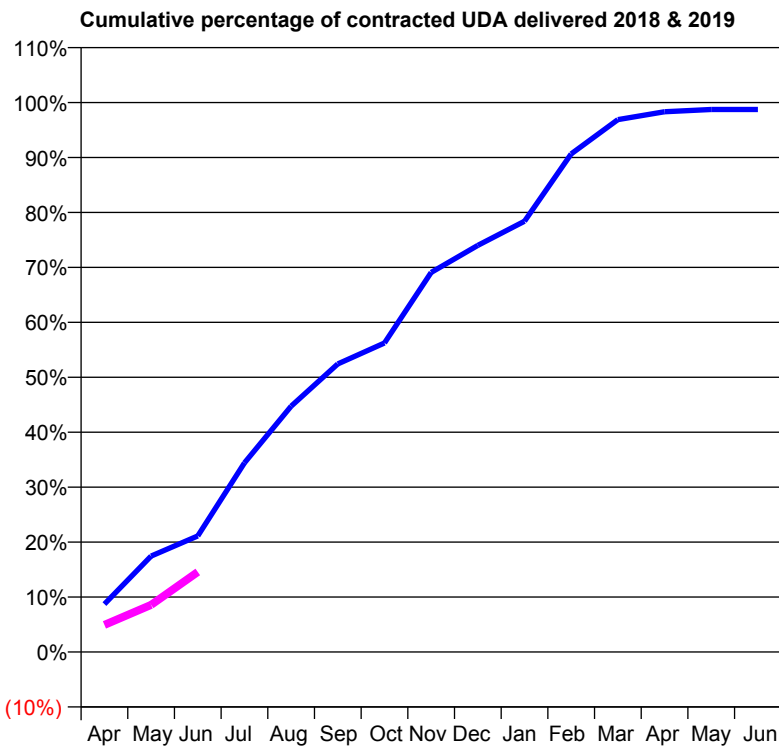
18/19 Contracted general activity (UDA)	2,137
Carry forward general activity (UDA)	0
18/19 Contracted orthodontic activity (UOA)	0
Carry forward orthodontic activity (UOA)	0
Baseline contract value	£53,523.86

ACCESS*

Patients seen in 24 months	Total	Change since previous quarter
Quarter ending June 2017	957	
Quarter ending September 2017	954	→
Quarter ending December 2017	936	↓
Quarter ending March 2018	933	→
Quarter ending June 2018	922	↓
Variance since June 2017	(3.7%)	↓



ACTIVITY



Adjusted Scheduled Activity (UDA)		
Month	2018	2019
April	186	106
May	373	183
June	452	311
July	735	
August	956	
September	1,121	
October	1,202	
November	1,476	
December	1,581	
January	1,675	
February	1,937	
March	2,070	
April	2,101	
May	2,110	
June	2,110	

QUALITY

	Quantity	Base Number	Contract	AT	Region	England
% of FP17s for the same patient ID Re-attending within 3 months - Children	6	105	5.7%	10.5%	11.5%	11.5%
% of FP17s for the same patient ID Re-attending within 3 months - Adults	14	107	13.1%	15.7%	16.6%	15.4%
% of FP17s for the same patient ID Re-attending between 3 & 9 months - Children	66	105	62.9%	44.8%	48.8%	58.9%
% of FP17s for the same patient ID Re-attending between 3 & 9 months - Adults	42	107	39.3%	37.3%	39.3%	51.6%
% of FP17s for Band 1 Urgent Courses	11	187	5.9%	10.9%	10.6%	8.9%
% of FP17s Relating to Free Repair or Replacements	0	187	0.0%	0.5%	0.5%	0.8%
% of FP17s Relating to Continuations	2	187	1.1%	0.7%	0.7%	0.9%
% of Patients satisfied with the dentistry they have received	0	0	N/A	91.0%	90.4%	93.2%
% of Patients satisfied with the time they had to wait for an appointment	0	0	N/A	83.8%	85.3%	88.8%

* This is based on patients treated on this contract for their most recent course of treatment. Figures in italics indicate the base number of FP17s or Patient Questionnaire responses are less than 100. N/A is shown where the base number of responses is less than 10 during the period. % is calculated as Quantity/Base number*100

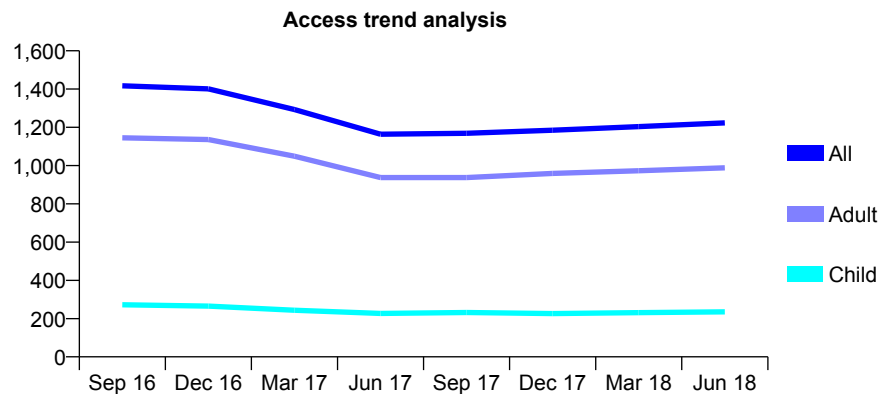
Q61 - Vital Signs At a Glance Contract Report for 725404/0001 - June 2018

Name or company name	MR K ELIAS
Contract type name	GDS Contract
Purpose of contract	General
Contract start date	01/04/2006
Contract end date	

18/19 Contracted general activity (UDA)	4,333
Carry forward general activity (UDA)	0
18/19 Contracted orthodontic activity (UOA)	0
Carry forward orthodontic activity (UOA)	0
Baseline contract value	£128,363.59

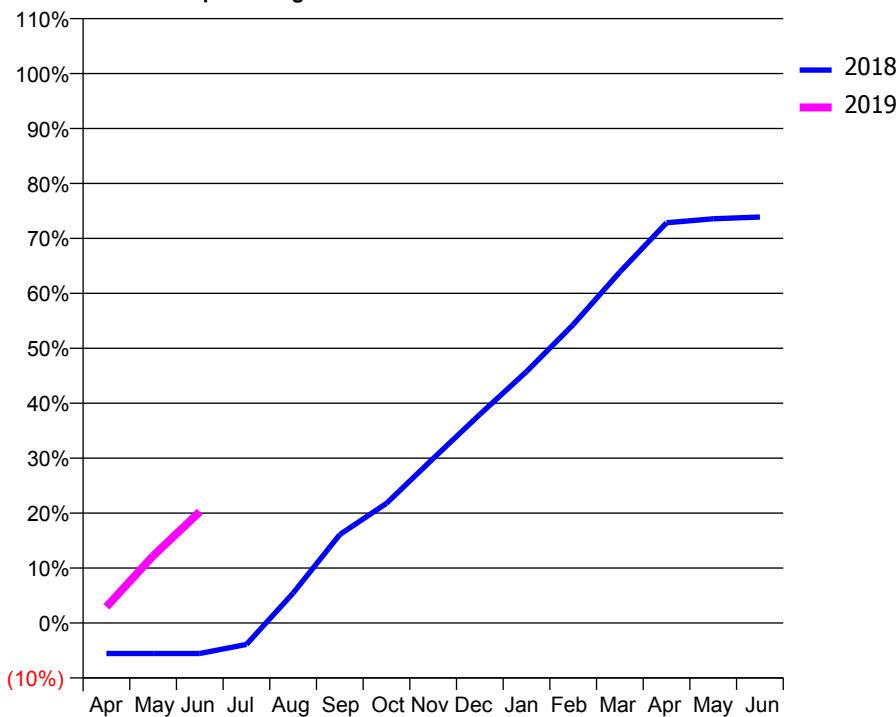
ACCESS*

Patients seen in 24 months	Total	Change since previous quarter
Quarter ending June 2017	1,164	
Quarter ending September 2017	1,169	→
Quarter ending December 2017	1,185	→
Quarter ending March 2018	1,204	→
Quarter ending June 2018	1,223	→
Variance since June 2017	5.1%	↑



ACTIVITY

Cumulative percentage of contracted UDA delivered 2018 & 2019



Month	Adjusted Scheduled Activity (UDA)	
	2018	2019
April	-241	127
May	-241	530
June	-241	877
July	-170	
August	236	
September	697	
October	944	
November	1,297	
December	1,645	
January	1,983	
February	2,353	
March	2,768	
April	3,156	
May	3,188	
June	3,201	

QUALITY

	Quantity	Base Number	Contract	AT	Region	England
% of FP17s for the same patient ID Re-attending within 3 months - Children	1	51	2.0%	10.5%	11.5%	11.5%
% of FP17s for the same patient ID Re-attending within 3 months - Adults	27	290	9.3%	15.7%	16.6%	15.4%
% of FP17s for the same patient ID Re-attending between 3 & 9 months - Children	10	51	19.6%	44.8%	48.8%	58.9%
% of FP17s for the same patient ID Re-attending between 3 & 9 months - Adults	58	290	20.0%	37.3%	39.3%	51.6%
% of FP17s for Band 1 Urgent Courses	22	240	9.2%	10.9%	10.6%	8.9%
% of FP17s Relating to Free Repair or Replacements	0	240	0.0%	0.5%	0.5%	0.8%
% of FP17s Relating to Continuations	0	240	0.0%	0.7%	0.7%	0.9%
% of Patients satisfied with the dentistry they have received	1	1	N/A	91.0%	90.4%	93.2%
% of Patients satisfied with the time they had to wait for an appointment	1	1	N/A	83.8%	85.3%	88.8%

* This is based on patients treated on this contract for their most recent course of treatment. Figures in italics indicate the base number of FP17s or Patient Questionnaire responses are less than 100. N/A is shown where the base number of responses is less than 10 during the period. % is calculated as Quantity/Base number*100

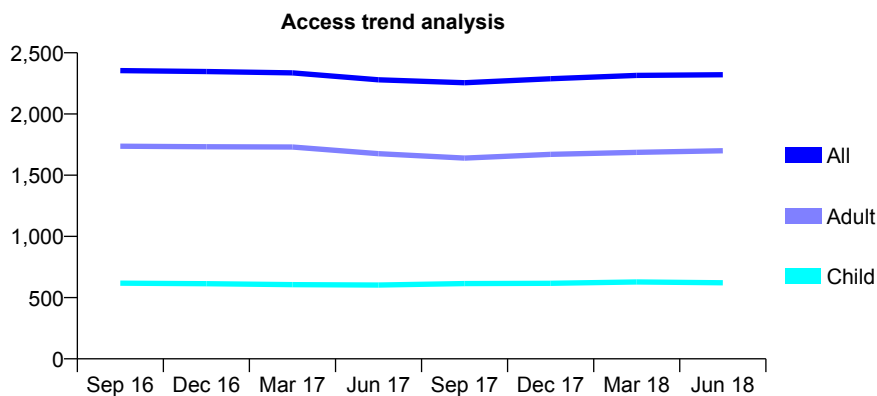
Q61 - Vital Signs At a Glance Contract Report for 729426/0001 - June 2018

Name or company name	MR AK SACHDEV
Contract type name	GDS Contract
Purpose of contract	General
Contract start date	02/07/2007
Contract end date	

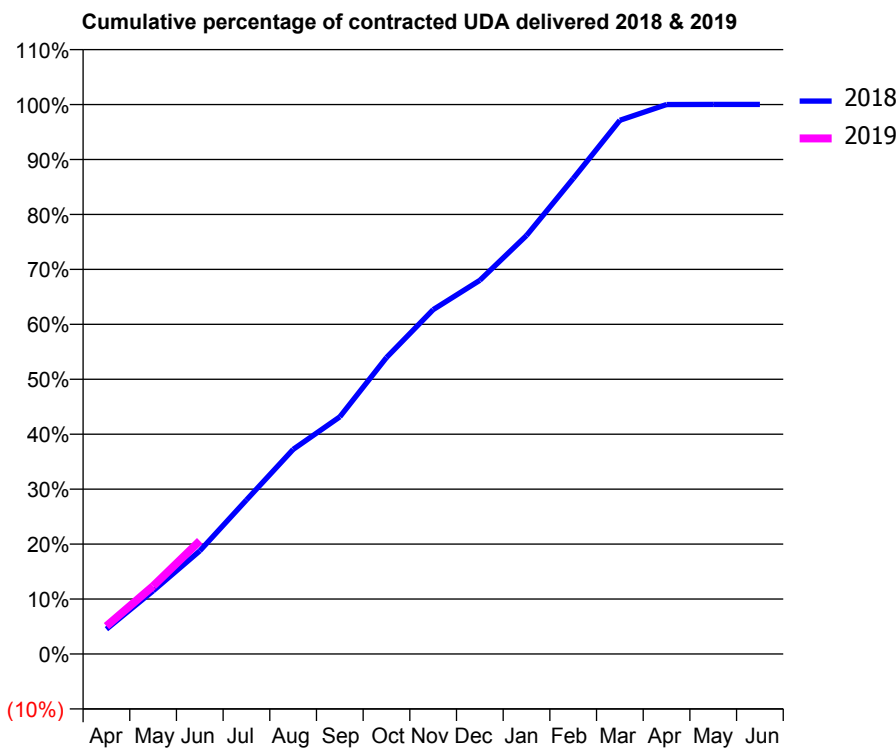
18/19 Contracted general activity (UDA)	5,212
Carry forward general activity (UDA)	0
18/19 Contracted orthodontic activity (UOA)	0
Carry forward orthodontic activity (UOA)	0
Baseline contract value	£143,165.23

ACCESS*

Patients seen in 24 months	Total	Change since previous quarter
Quarter ending June 2017	2,279	
Quarter ending September 2017	2,255	↓
Quarter ending December 2017	2,288	→
Quarter ending March 2018	2,315	→
Quarter ending June 2018	2,321	→
Variance since June 2017	1.8%	→



ACTIVITY



Month	Adjusted Scheduled Activity (UDA)	
	2018	2019
April	236	265
May	599	644
June	978	1,073
July	1,462	
August	1,941	
September	2,250	
October	2,812	
November	3,267	
December	3,544	
January	3,969	
February	4,509	
March	5,063	
April	5,212	
May	5,213	
June	5,213	

QUALITY

	Quantity	Base Number	Contract	AT	Region	England
% of FP17s for the same patient ID Re-attending within 3 months - Children	6	168	3.6%	10.5%	11.5%	11.5%
% of FP17s for the same patient ID Re-attending within 3 months - Adults	25	370	6.8%	15.7%	16.6%	15.4%
% of FP17s for the same patient ID Re-attending between 3 & 9 months - Children	59	168	35.1%	44.8%	48.8%	58.9%
% of FP17s for the same patient ID Re-attending between 3 & 9 months - Adults	112	370	30.3%	37.3%	39.3%	51.6%
% of FP17s for Band 1 Urgent Courses	62	477	13.0%	10.9%	10.6%	8.9%
% of FP17s Relating to Free Repair or Replacements	0	477	0.0%	0.5%	0.5%	0.8%
% of FP17s Relating to Continuations	0	477	0.0%	0.7%	0.7%	0.9%
% of Patients satisfied with the dentistry they have received	1	1	N/A	91.0%	90.4%	93.2%
% of Patients satisfied with the time they had to wait for an appointment	1	1	N/A	83.8%	85.3%	88.8%

* This is based on patients treated on this contract for their most recent course of treatment. Figures in italics indicate the base number of FP17s or Patient Questionnaire responses are less than 100. N/A is shown where the base number of responses is less than 10 during the period. % is calculated as Quantity/Base number*100

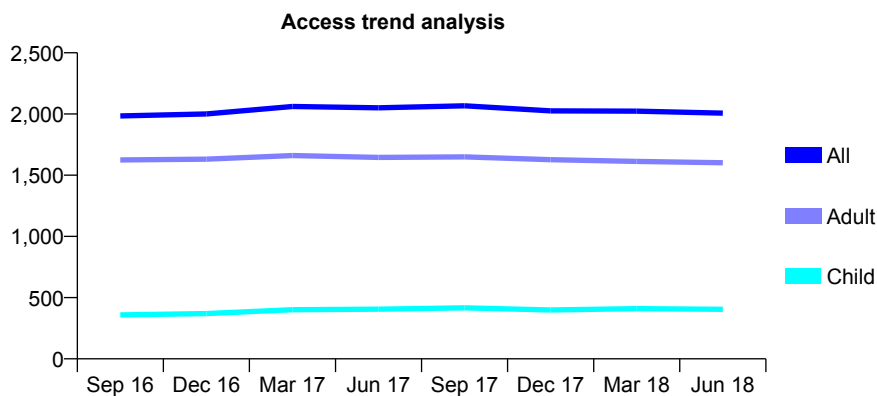
Q61 - Vital Signs At a Glance Contract Report for 729914/0001 - June 2018

Name or company name	MR ML EVANS
Contract type name	GDS Contract
Purpose of contract	General
Contract start date	01/04/2006
Contract end date	

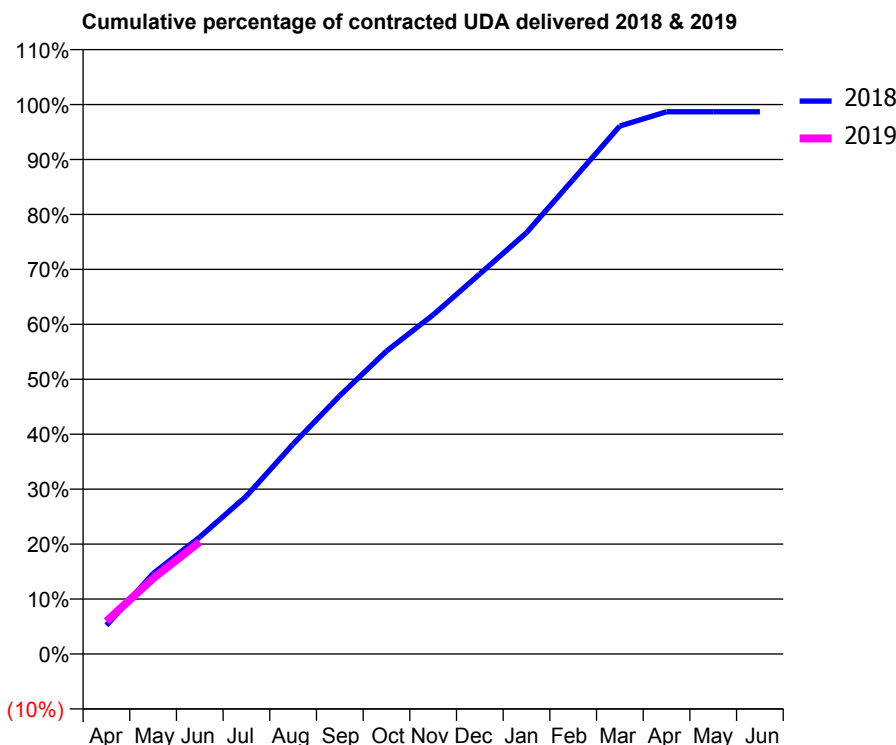
18/19 Contracted general activity (UDA)	7,180
Carry forward general activity (UDA)	0
18/19 Contracted orthodontic activity (UOA)	0
Carry forward orthodontic activity (UOA)	0
Baseline contract value	£240,629.90

ACCESS*

Patients seen in 24 months	Total	Change since previous quarter
Quarter ending June 2017	2,051	
Quarter ending September 2017	2,067	→
Quarter ending December 2017	2,026	↓
Quarter ending March 2018	2,023	→
Quarter ending June 2018	2,007	→
Variance since June 2017	(2.1%)	↓



ACTIVITY



Month	Adjusted Scheduled Activity (UDA)	
	2018	2019
April	373	428
May	1,052	988
June	1,529	1,467
July	2,063	
August	2,744	
September	3,376	
October	3,957	
November	4,431	
December	4,966	
January	5,505	
February	6,201	
March	6,899	
April	7,086	
May	7,086	
June	7,086	

QUALITY

	Quantity	Base Number	Contract	AT	Region	England
% of FP17s for the same patient ID Re-attending within 3 months - Children	7	119	5.9%	10.5%	11.5%	11.5%
% of FP17s for the same patient ID Re-attending within 3 months - Adults	116	444	26.1%	15.7%	16.6%	15.4%
% of FP17s for the same patient ID Re-attending between 3 & 9 months - Children	38	119	31.9%	44.8%	48.8%	58.9%
% of FP17s for the same patient ID Re-attending between 3 & 9 months - Adults	152	444	34.2%	37.3%	39.3%	51.6%
% of FP17s for Band 1 Urgent Courses	0	503	0.0%	10.9%	10.6%	8.9%
% of FP17s Relating to Free Repair or Replacements	0	503	0.0%	0.5%	0.5%	0.8%
% of FP17s Relating to Continuations	66	503	13.1%	0.7%	0.7%	0.9%
% of Patients satisfied with the dentistry they have received	1	1	N/A	91.0%	90.4%	93.2%
% of Patients satisfied with the time they had to wait for an appointment	1	1	N/A	83.8%	85.3%	88.8%

* This is based on patients treated on this contract for their most recent course of treatment. Figures in italics indicate the base number of FP17s or Patient Questionnaire responses are less than 100. N/A is shown where the base number of responses is less than 10 during the period. % is calculated as Quantity/Base number*100

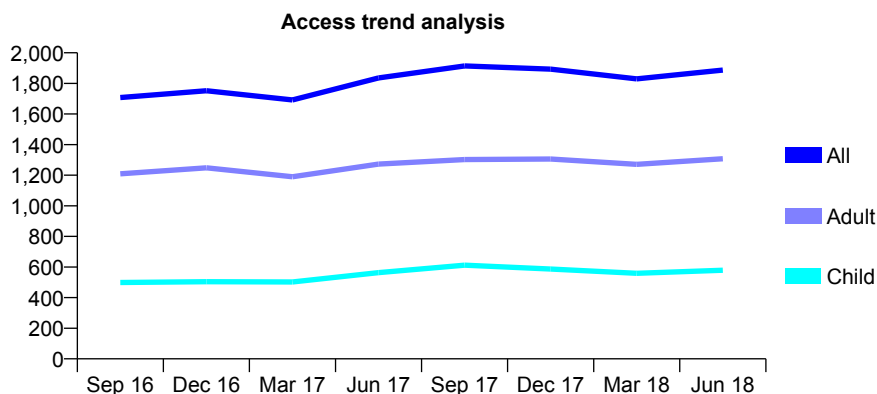
Q61 - Vital Signs At a Glance Contract Report for 730726/0001 - June 2018

Name or company name	Family Dental Care
Contract type name	GDS Contract
Purpose of contract	General
Contract start date	01/04/2006
Contract end date	

18/19 Contracted general activity (UDA)	5,150
Carry forward general activity (UDA)	0
18/19 Contracted orthodontic activity (UOA)	0
Carry forward orthodontic activity (UOA)	0
Baseline contract value	£189,601.51

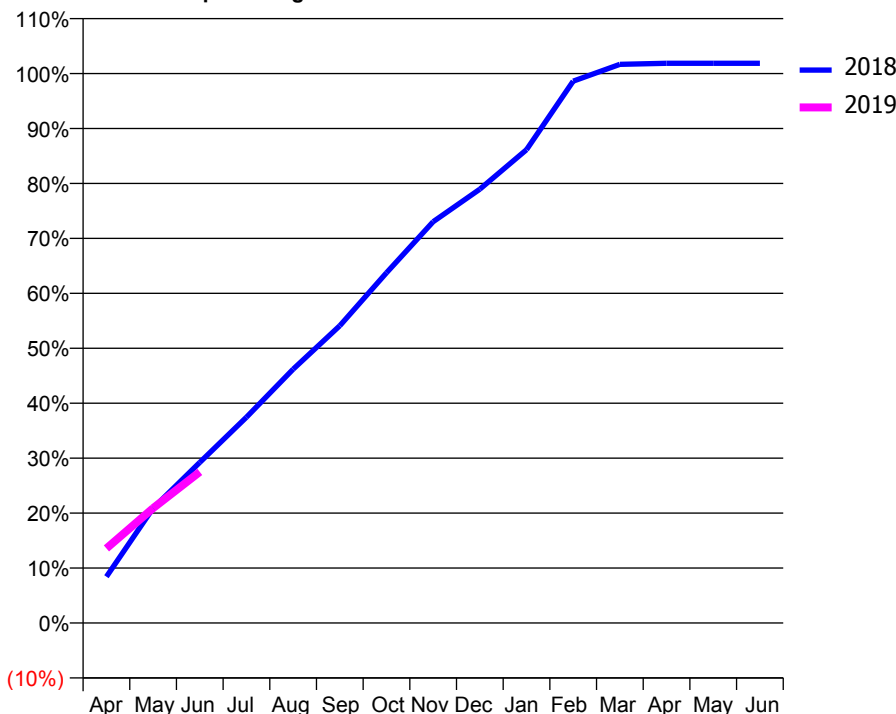
ACCESS*

Patients seen in 24 months	Total	Change since previous quarter
Quarter ending June 2017	1,836	
Quarter ending September 2017	1,914	↑
Quarter ending December 2017	1,893	↓
Quarter ending March 2018	1,830	↓
Quarter ending June 2018	1,887	↑
Variance since June 2017	2.8%	↑



ACTIVITY

Cumulative percentage of contracted UDA delivered 2018 & 2019



Month	Adjusted Scheduled Activity (UDA)	
	2018	2019
April	434	699
May	1,077	1,077
June	1,505	1,417
July	1,929	
August	2,379	
September	2,786	
October	3,282	
November	3,761	
December	4,066	
January	4,437	
February	5,078	
March	5,235	
April	5,245	
May	5,245	
June	5,245	

QUALITY

	Quantity	Base Number	Contract	AT	Region	England
% of FP17s for the same patient ID Re-attending within 3 months - Children	4	171	2.3%	10.5%	11.5%	11.5%
% of FP17s for the same patient ID Re-attending within 3 months - Adults	12	327	3.7%	15.7%	16.6%	15.4%
% of FP17s for the same patient ID Re-attending between 3 & 9 months - Children	52	171	30.4%	44.8%	48.8%	58.9%
% of FP17s for the same patient ID Re-attending between 3 & 9 months - Adults	83	327	25.4%	37.3%	39.3%	51.6%
% of FP17s for Band 1 Urgent Courses	30	492	6.1%	10.9%	10.6%	8.9%
% of FP17s Relating to Free Repair or Replacements	1	492	0.2%	0.5%	0.5%	0.8%
% of FP17s Relating to Continuations	0	492	0.0%	0.7%	0.7%	0.9%
% of Patients satisfied with the dentistry they have received	0	0	N/A	91.0%	90.4%	93.2%
% of Patients satisfied with the time they had to wait for an appointment	0	0	N/A	83.8%	85.3%	88.8%

* This is based on patients treated on this contract for their most recent course of treatment. Figures in italics indicate the base number of FP17s or Patient Questionnaire responses are less than 100. N/A is shown where the base number of responses is less than 10 during the period. % is calculated as Quantity/Base number*100

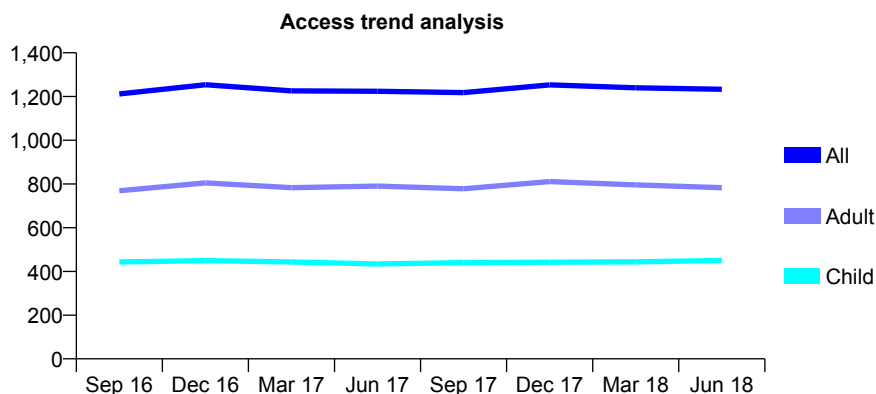
Q61 - Vital Signs At a Glance Contract Report for 731129/0001 - June 2018

Name or company name	MR AZ MALIK
Contract type name	GDS Contract
Purpose of contract	General
Contract start date	01/04/2006
Contract end date	

18/19 Contracted general activity (UDA)	3,500
Carry forward general activity (UDA)	0
18/19 Contracted orthodontic activity (UOA)	0
Carry forward orthodontic activity (UOA)	0
Baseline contract value	£84,183.77

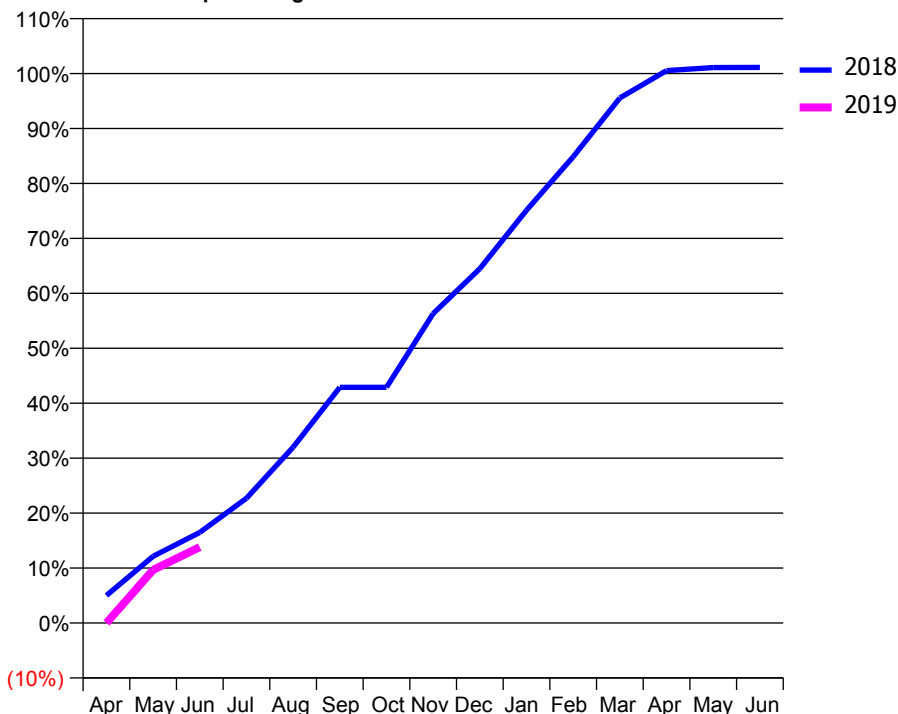
ACCESS*

Patients seen in 24 months	Total	Change since previous quarter
Quarter ending June 2017	1,224	
Quarter ending September 2017	1,218	→
Quarter ending December 2017	1,253	↑
Quarter ending March 2018	1,240	↓
Quarter ending June 2018	1,233	→
Variance since June 2017	0.7%	→



ACTIVITY

Cumulative percentage of contracted UDA delivered 2018 & 2019



Adjusted Scheduled Activity (UDA)

Month	2018	2019
April	175	0
May	425	338
June	577	484
July	794	
August	1,120	
September	1,502	
October	1,502	
November	1,971	
December	2,257	
January	2,629	
February	2,970	
March	3,344	
April	3,518	
May	3,538	
June	3,539	

QUALITY

	Quantity	Base Number	Contract	AT	Region	England
% of FP17s for the same patient ID Re-attending within 3 months - Children	7	171	4.1%	10.5%	11.5%	11.5%
% of FP17s for the same patient ID Re-attending within 3 months - Adults	43	164	26.2%	15.7%	16.6%	15.4%
% of FP17s for the same patient ID Re-attending between 3 & 9 months - Children	120	171	70.2%	44.8%	48.8%	58.9%
% of FP17s for the same patient ID Re-attending between 3 & 9 months - Adults	57	164	34.8%	37.3%	39.3%	51.6%
% of FP17s for Band 1 Urgent Courses	28	259	10.8%	10.9%	10.6%	8.9%
% of FP17s Relating to Free Repair or Replacements	6	259	2.3%	0.5%	0.5%	0.8%
% of FP17s Relating to Continuations	0	259	0.0%	0.7%	0.7%	0.9%
% of Patients satisfied with the dentistry they have received	1	1	N/A	91.0%	90.4%	93.2%
% of Patients satisfied with the time they had to wait for an appointment	1	1	N/A	83.8%	85.3%	88.8%

* This is based on patients treated on this contract for their most recent course of treatment. Figures in italics indicate the base number of FP17s or Patient Questionnaire responses are less than 100. N/A is shown where the base number of responses is less than 10 during the period. % is calculated as Quantity/Base number*100

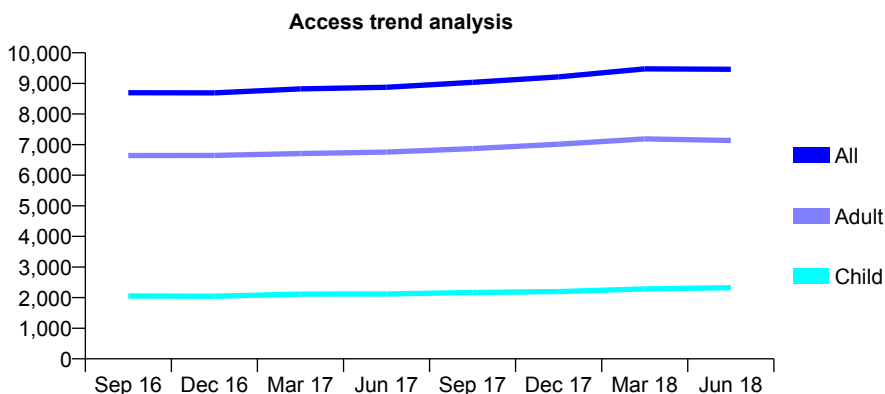
Q61 - Vital Signs At a Glance Contract Report for 731285/0001 - June 2018

Name or company name	Barnes, Wardle and Majeবাদia
Contract type name	GDS Contract
Purpose of contract	General
Contract start date	01/04/2006
Contract end date	

18/19 Contracted general activity (UDA)	23,933
Carry forward general activity (UDA)	0
18/19 Contracted orthodontic activity (UOA)	0
Carry forward orthodontic activity (UOA)	0
Baseline contract value	£811,333.46

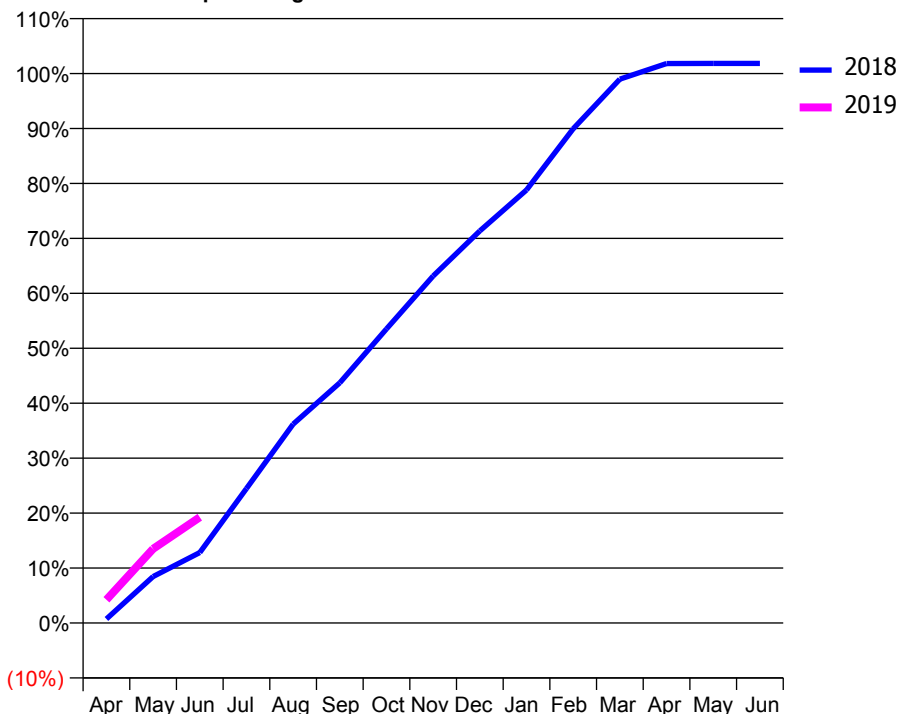
ACCESS*

Patients seen in 24 months	Total	Change since previous quarter
Quarter ending June 2017	8,873	
Quarter ending September 2017	9,037	→
Quarter ending December 2017	9,214	→
Quarter ending March 2018	9,473	↑
Quarter ending June 2018	9,461	→
Variance since June 2017	6.6%	↑



ACTIVITY

Cumulative percentage of contracted UDA delivered 2018 & 2019



Month	Adjusted Scheduled Activity (UDA)	
	2018	2019
April	177	1,012
May	2,023	3,233
June	3,069	4,606
July	5,860	
August	8,661	
September	10,466	
October	12,811	
November	15,113	
December	17,077	
January	18,859	
February	21,524	
March	23,686	
April	24,367	
May	24,373	
June	24,374	

QUALITY

	Quantity	Base Number	Contract	AT	Region	England
% of FP17s for the same patient ID Re-attending within 3 months - Children	44	643	6.8%	10.5%	11.5%	11.5%
% of FP17s for the same patient ID Re-attending within 3 months - Adults	259	1,969	13.2%	15.7%	16.6%	15.4%
% of FP17s for the same patient ID Re-attending between 3 & 9 months - Children	276	643	42.9%	44.8%	48.8%	58.9%
% of FP17s for the same patient ID Re-attending between 3 & 9 months - Adults	891	1,969	45.3%	37.3%	39.3%	51.6%
% of FP17s for Band 1 Urgent Courses	185	2,248	8.2%	10.9%	10.6%	8.9%
% of FP17s Relating to Free Repair or Replacements	18	2,248	0.8%	0.5%	0.5%	0.8%
% of FP17s Relating to Continuations	14	2,248	0.6%	0.7%	0.7%	0.9%
% of Patients satisfied with the dentistry they have received	6	7	N/A	91.0%	90.4%	93.2%
% of Patients satisfied with the time they had to wait for an appointment	6	7	N/A	83.8%	85.3%	88.8%

* This is based on patients treated on this contract for their most recent course of treatment. Figures in italics indicate the base number of FP17s or Patient Questionnaire responses are less than 100. N/A is shown where the base number of responses is less than 10 during the period. % is calculated as Quantity/Base number*100

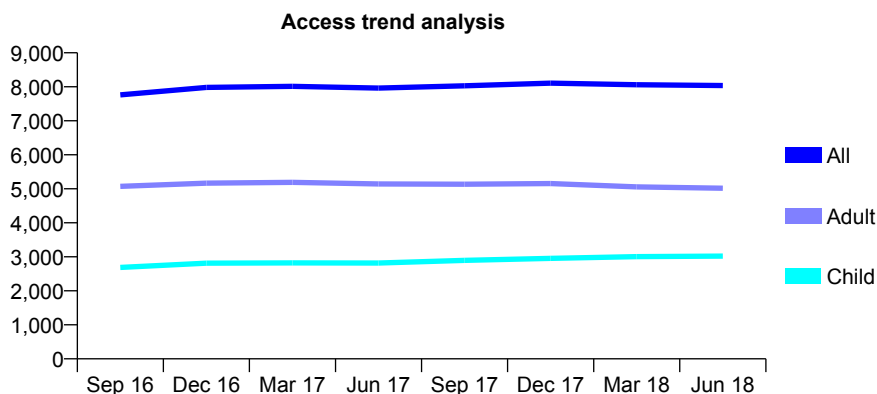
Q61 - Vital Signs At a Glance Contract Report for 733180/0001 - June 2018

Name or company name	MR P PATEL
Contract type name	GDS Contract
Purpose of contract	General
Contract start date	01/04/2006
Contract end date	

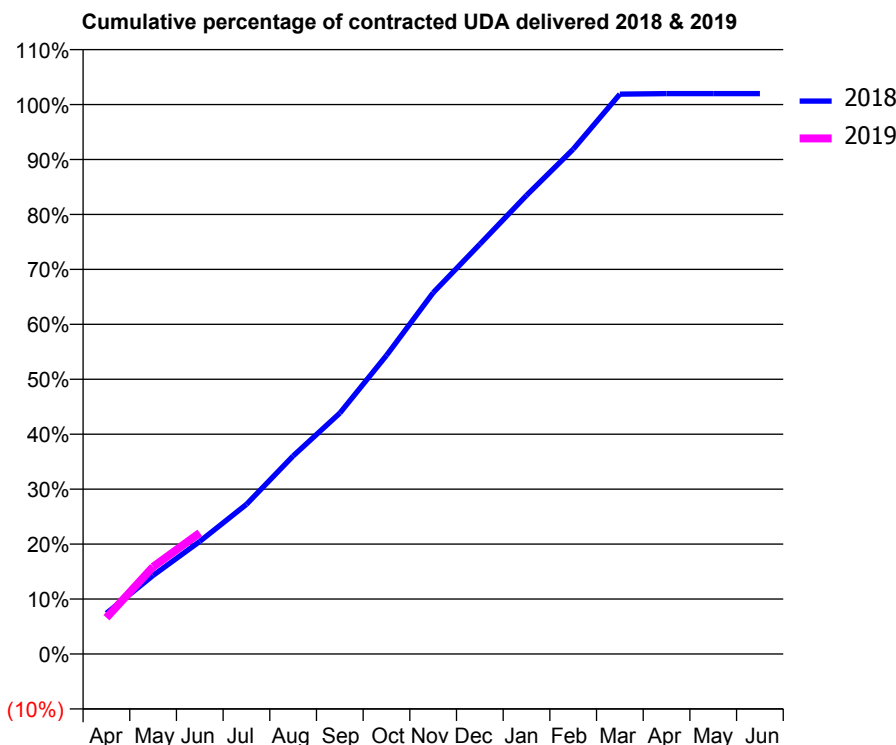
18/19 Contracted general activity (UDA)	20,204
Carry forward general activity (UDA)	0
18/19 Contracted orthodontic activity (UOA)	0
Carry forward orthodontic activity (UOA)	0
Baseline contract value	£601,091.39

ACCESS*

Patients seen in 24 months	Total	Change since previous quarter
Quarter ending June 2017	7,964	
Quarter ending September 2017	8,031	→
Quarter ending December 2017	8,108	→
Quarter ending March 2018	8,062	→
Quarter ending June 2018	8,037	→
Variance since June 2017	0.9%	→



ACTIVITY



Month	Adjusted Scheduled Activity (UDA)	
	2018	2019
April	1,499	1,336
May	2,890	3,211
June	4,143	4,456
July	5,502	
August	7,283	
September	8,856	
October	10,981	
November	13,283	
December	15,070	
January	16,865	
February	18,558	
March	20,584	
April	20,607	
May	20,607	
June	20,607	

QUALITY

	Quantity	Base Number	Contract	AT	Region	England
% of FP17s for the same patient ID Re-attending within 3 months - Children	70	786	8.9%	10.5%	11.5%	11.5%
% of FP17s for the same patient ID Re-attending within 3 months - Adults	156	1,084	14.4%	15.7%	16.6%	15.4%
% of FP17s for the same patient ID Re-attending between 3 & 9 months - Children	362	786	46.1%	44.8%	48.8%	58.9%
% of FP17s for the same patient ID Re-attending between 3 & 9 months - Adults	394	1,084	36.3%	37.3%	39.3%	51.6%
% of FP17s for Band 1 Urgent Courses	195	1,740	11.2%	10.9%	10.6%	8.9%
% of FP17s Relating to Free Repair or Replacements	0	1,740	0.0%	0.5%	0.5%	0.8%
% of FP17s Relating to Continuations	11	1,740	0.6%	0.7%	0.7%	0.9%
% of Patients satisfied with the dentistry they have received	3	4	N/A	91.0%	90.4%	93.2%
% of Patients satisfied with the time they had to wait for an appointment	3	4	N/A	83.8%	85.3%	88.8%

* This is based on patients treated on this contract for their most recent course of treatment. Figures in italics indicate the base number of FP17s or Patient Questionnaire responses are less than 100. N/A is shown where the base number of responses is less than 10 during the period. % is calculated as Quantity/Base number*100

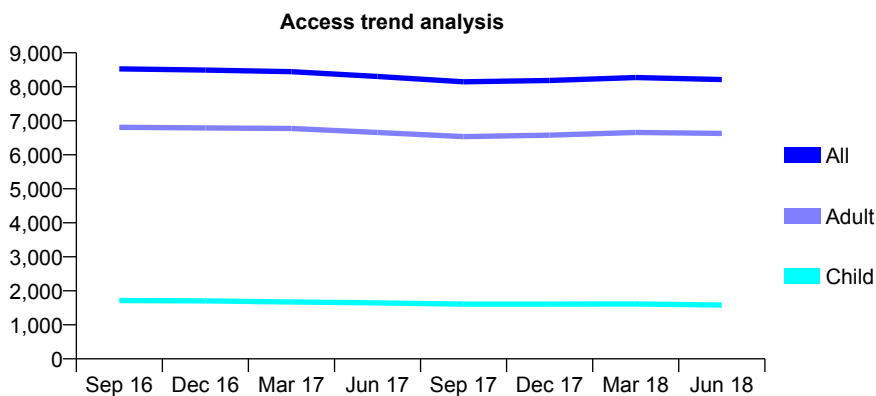
Q61 - Vital Signs At a Glance Contract Report for 733202/0001 - June 2018

Name or company name	MR CM GAUNT
Contract type name	GDS Contract
Purpose of contract	General
Contract start date	01/04/2006
Contract end date	

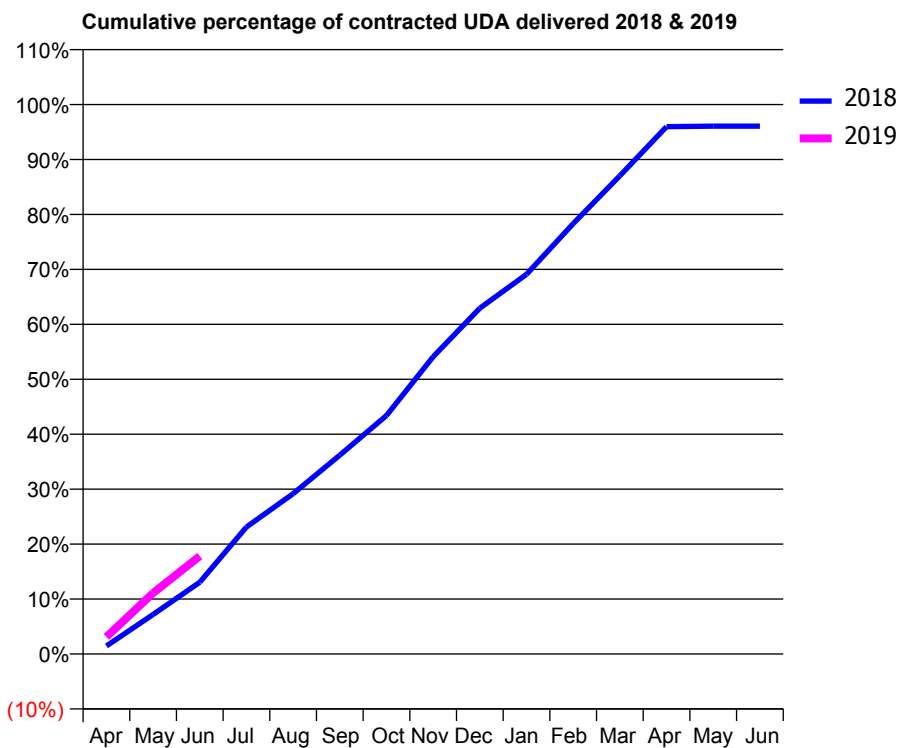
18/19 Contracted general activity (UDA)	24,083
Carry forward general activity (UDA)	0
18/19 Contracted orthodontic activity (UOA)	0
Carry forward orthodontic activity (UOA)	0
Baseline contract value	£690,338.08

ACCESS*

Patients seen in 24 months	Total	Change since previous quarter
Quarter ending June 2017	8,302	
Quarter ending September 2017	8,146	↓
Quarter ending December 2017	8,187	→
Quarter ending March 2018	8,271	→
Quarter ending June 2018	8,212	→
Variance since June 2017	(1.1%)	↓



ACTIVITY



Month	Adjusted Scheduled Activity (UDA)	
	2018	2019
April	354	749
May	1,735	2,672
June	3,147	4,292
July	5,565	
August	7,030	
September	8,719	
October	10,453	
November	13,032	
December	15,158	
January	16,643	
February	18,864	
March	20,963	
April	23,114	
May	23,135	
June	23,135	

QUALITY

	Quantity	Base Number	Contract	AT	Region	England
% of FP17s for the same patient ID Re-attending within 3 months - Children	39	544	7.2%	10.5%	11.5%	11.5%
% of FP17s for the same patient ID Re-attending within 3 months - Adults	370	2,287	16.2%	15.7%	16.6%	15.4%
% of FP17s for the same patient ID Re-attending between 3 & 9 months - Children	285	544	52.4%	44.8%	48.8%	58.9%
% of FP17s for the same patient ID Re-attending between 3 & 9 months - Adults	1,059	2,287	46.3%	37.3%	39.3%	51.6%
% of FP17s for Band 1 Urgent Courses	260	2,093	12.4%	10.9%	10.6%	8.9%
% of FP17s Relating to Free Repair or Replacements	7	2,093	0.3%	0.5%	0.5%	0.8%
% of FP17s Relating to Continuations	29	2,093	1.4%	0.7%	0.7%	0.9%
% of Patients satisfied with the dentistry they have received	7	7	N/A	91.0%	90.4%	93.2%
% of Patients satisfied with the time they had to wait for an appointment	7	7	N/A	83.8%	85.3%	88.8%

* This is based on patients treated on this contract for their most recent course of treatment. Figures in italics indicate the base number of FP17s or Patient Questionnaire responses are less than 100. N/A is shown where the base number of responses is less than 10 during the period. % is calculated as Quantity/Base number*100

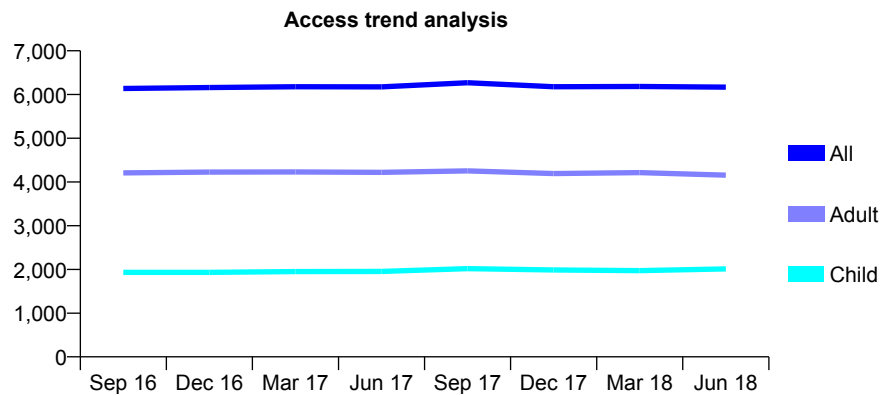
Q61 - Vital Signs At a Glance Contract Report for 733245/0001 - June 2018

Name or company name	MR AM BOOKEY
Contract type name	GDS Contract
Purpose of contract	General
Contract start date	01/04/2006
Contract end date	

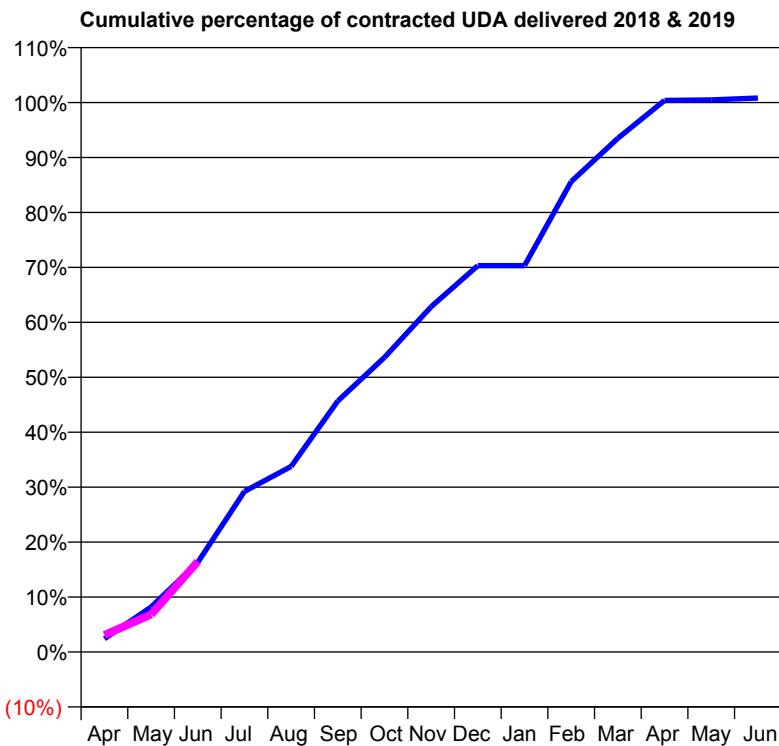
18/19 Contracted general activity (UDA)	13,493
Carry forward general activity (UDA)	0
18/19 Contracted orthodontic activity (UOA)	0
Carry forward orthodontic activity (UOA)	0
Baseline contract value	£312,043.55

ACCESS*

Patients seen in 24 months	Total	Change since previous quarter
Quarter ending June 2017	6,174	
Quarter ending September 2017	6,271	→
Quarter ending December 2017	6,179	↓
Quarter ending March 2018	6,185	→
Quarter ending June 2018	6,170	→
Variance since June 2017	(0.1%)	→



ACTIVITY



Month	Adjusted Scheduled Activity (UDA)	
	2018	2019
April	325	418
May	1,105	922
June	2,202	2,223
July	3,945	
August	4,556	
September	6,162	
October	7,235	
November	8,480	
December	9,487	
January	9,487	
February	11,549	
March	12,613	
April	13,543	
May	13,557	
June	13,602	

QUALITY

	Quantity	Base Number	Contract	AT	Region	England
% of FP17s for the same patient ID Re-attending within 3 months - Children	37	700	5.3%	10.5%	11.5%	11.5%
% of FP17s for the same patient ID Re-attending within 3 months - Adults	101	1,051	9.6%	15.7%	16.6%	15.4%
% of FP17s for the same patient ID Re-attending between 3 & 9 months - Children	371	700	53.0%	44.8%	48.8%	58.9%
% of FP17s for the same patient ID Re-attending between 3 & 9 months - Adults	397	1,051	37.8%	37.3%	39.3%	51.6%
% of FP17s for Band 1 Urgent Courses	111	1,263	8.8%	10.9%	10.6%	8.9%
% of FP17s Relating to Free Repair or Replacements	2	1,263	0.2%	0.5%	0.5%	0.8%
% of FP17s Relating to Continuations	3	1,263	0.2%	0.7%	0.7%	0.9%
% of Patients satisfied with the dentistry they have received	0	0	N/A	91.0%	90.4%	93.2%
% of Patients satisfied with the time they had to wait for an appointment	0	0	N/A	83.8%	85.3%	88.8%

* This is based on patients treated on this contract for their most recent course of treatment. Figures in italics indicate the base number of FP17s or Patient Questionnaire responses are less than 100. N/A is shown where the base number of responses is less than 10 during the period. % is calculated as Quantity/Base number*100

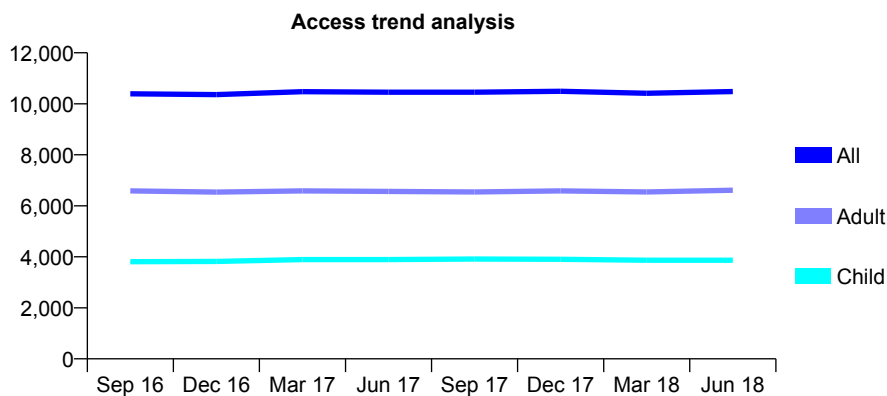
Q61 - Vital Signs At a Glance Contract Report for 738166/0001 - June 2018

Name or company name	Ponders End Dentistry Limited
Contract type name	GDS Contract
Purpose of contract	General
Contract start date	01/04/2006
Contract end date	

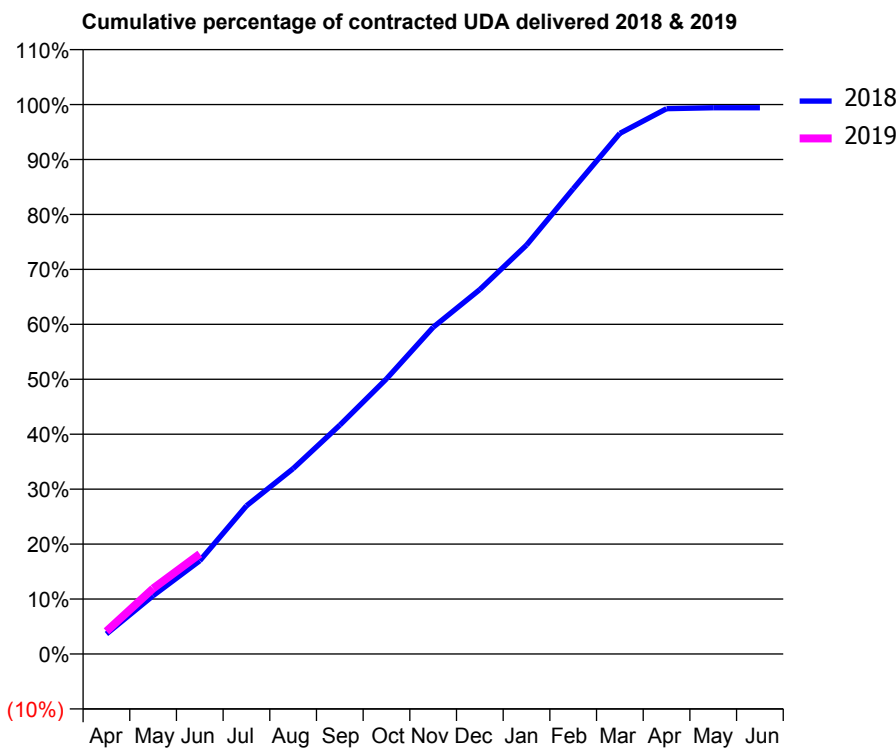
18/19 Contracted general activity (UDA)	26,571
Carry forward general activity (UDA)	0
18/19 Contracted orthodontic activity (UOA)	0
Carry forward orthodontic activity (UOA)	0
Baseline contract value	£678,401.06

ACCESS*

Patients seen in 24 months	Total	Change since previous quarter
Quarter ending June 2017	10,455	
Quarter ending September 2017	10,457	→
Quarter ending December 2017	10,489	→
Quarter ending March 2018	10,413	→
Quarter ending June 2018	10,479	→
Variance since June 2017	0.2%	→



ACTIVITY



Adjusted Scheduled Activity (UDA)		
Month	2018	2019
April	973	1,101
May	2,824	3,168
June	4,513	4,839
July	7,167	
August	8,968	
September	11,066	
October	13,303	
November	15,798	
December	17,629	
January	19,772	
February	22,494	
March	25,173	
April	26,367	
May	26,415	
June	26,412	

QUALITY

	Quantity	Base Number	Contract	AT	Region	England
% of FP17s for the same patient ID Re-attending within 3 months - Children	57	980	5.8%	10.5%	11.5%	11.5%
% of FP17s for the same patient ID Re-attending within 3 months - Adults	203	1,466	13.8%	15.7%	16.6%	15.4%
% of FP17s for the same patient ID Re-attending between 3 & 9 months - Children	432	980	44.1%	44.8%	48.8%	58.9%
% of FP17s for the same patient ID Re-attending between 3 & 9 months - Adults	463	1,466	31.6%	37.3%	39.3%	51.6%
% of FP17s for Band 1 Urgent Courses	229	1,996	11.5%	10.9%	10.6%	8.9%
% of FP17s Relating to Free Repair or Replacements	16	1,996	0.8%	0.5%	0.5%	0.8%
% of FP17s Relating to Continuations	15	1,996	0.8%	0.7%	0.7%	0.9%
% of Patients satisfied with the dentistry they have received	2	2	N/A	91.0%	90.4%	93.2%
% of Patients satisfied with the time they had to wait for an appointment	1	2	N/A	83.8%	85.3%	88.8%

* This is based on patients treated on this contract for their most recent course of treatment. Figures in italics indicate the base number of FP17s or Patient Questionnaire responses are less than 100. N/A is shown where the base number of responses is less than 10 during the period. % is calculated as Quantity/Base number*100

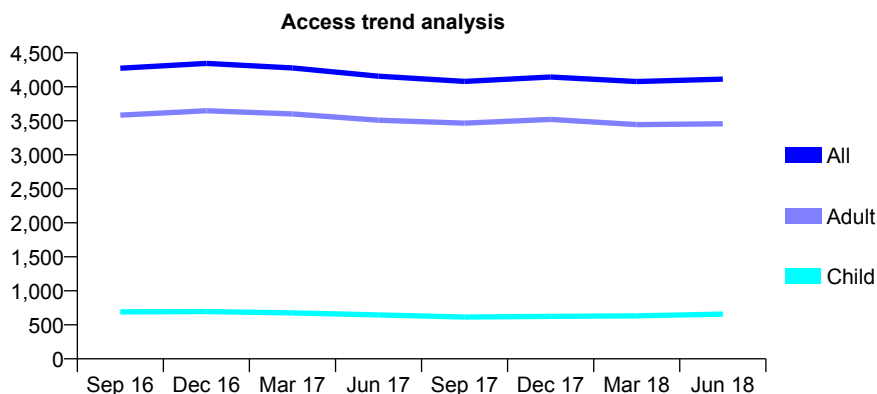
Q61 - Vital Signs At a Glance Contract Report for 741906/0001 - June 2018

Name or company name	MR DL LEVENSTEIN
Contract type name	GDS Contract
Purpose of contract	General
Contract start date	01/04/2006
Contract end date	

18/19 Contracted general activity (UDA)	11,978
Carry forward general activity (UDA)	0
18/19 Contracted orthodontic activity (UOA)	0
Carry forward orthodontic activity (UOA)	0
Baseline contract value	£336,940.04

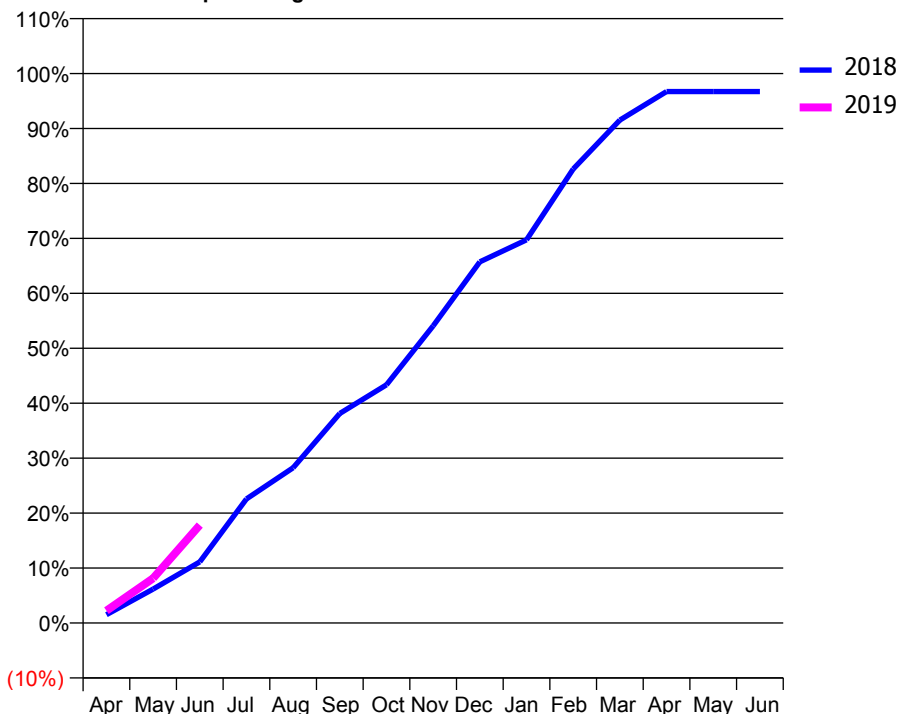
ACCESS*

Patients seen in 24 months	Total	Change since previous quarter
Quarter ending June 2017	4,156	
Quarter ending September 2017	4,080	↓
Quarter ending December 2017	4,145	→
Quarter ending March 2018	4,078	↓
Quarter ending June 2018	4,112	→
Variance since June 2017	(1.1%)	↓



ACTIVITY

Cumulative percentage of contracted UDA delivered 2018 & 2019



Adjusted Scheduled Activity (UDA)

Month	2018	2019
April	183	269
May	741	975
June	1,333	2,134
July	2,704	
August	3,386	
September	4,569	
October	5,193	
November	6,476	
December	7,874	
January	8,351	
February	9,897	
March	10,963	
April	11,585	
May	11,585	
June	11,585	

QUALITY

	Quantity	Base Number	Contract	AT	Region	England
% of FP17s for the same patient ID Re-attending within 3 months - Children	9	227	4.0%	10.5%	11.5%	11.5%
% of FP17s for the same patient ID Re-attending within 3 months - Adults	99	930	10.6%	15.7%	16.6%	15.4%
% of FP17s for the same patient ID Re-attending between 3 & 9 months - Children	99	227	43.6%	44.8%	48.8%	58.9%
% of FP17s for the same patient ID Re-attending between 3 & 9 months - Adults	448	930	48.2%	37.3%	39.3%	51.6%
% of FP17s for Band 1 Urgent Courses	63	966	6.5%	10.9%	10.6%	8.9%
% of FP17s Relating to Free Repair or Replacements	3	966	0.3%	0.5%	0.5%	0.8%
% of FP17s Relating to Continuations	1	966	0.1%	0.7%	0.7%	0.9%
% of Patients satisfied with the dentistry they have received	1	1	N/A	91.0%	90.4%	93.2%
% of Patients satisfied with the time they had to wait for an appointment	1	1	N/A	83.8%	85.3%	88.8%

* This is based on patients treated on this contract for their most recent course of treatment. Figures in italics indicate the base number of FP17s or Patient Questionnaire responses are less than 100. N/A is shown where the base number of responses is less than 10 during the period. % is calculated as Quantity/Base number*100

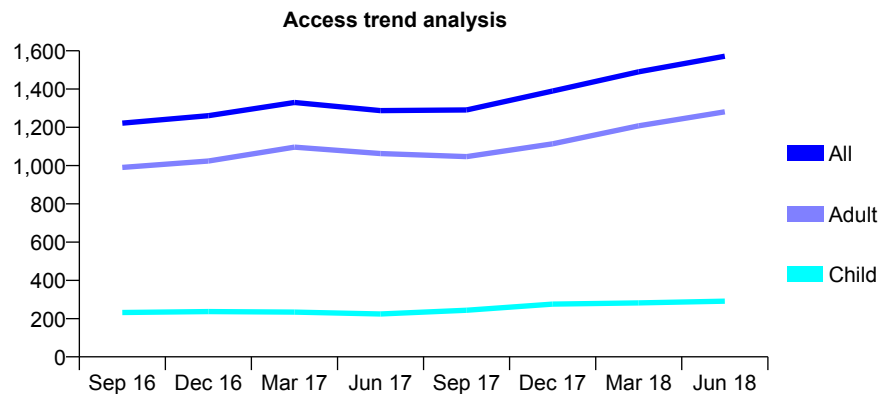
Q61 - Vital Signs At a Glance Contract Report for 742295/0001 - June 2018

Name or company name	Family Dental Care
Contract type name	GDS Contract
Purpose of contract	General
Contract start date	01/04/2006
Contract end date	

18/19 Contracted general activity (UDA)	5,308
Carry forward general activity (UDA)	0
18/19 Contracted orthodontic activity (UOA)	0
Carry forward orthodontic activity (UOA)	0
Baseline contract value	£185,664.61

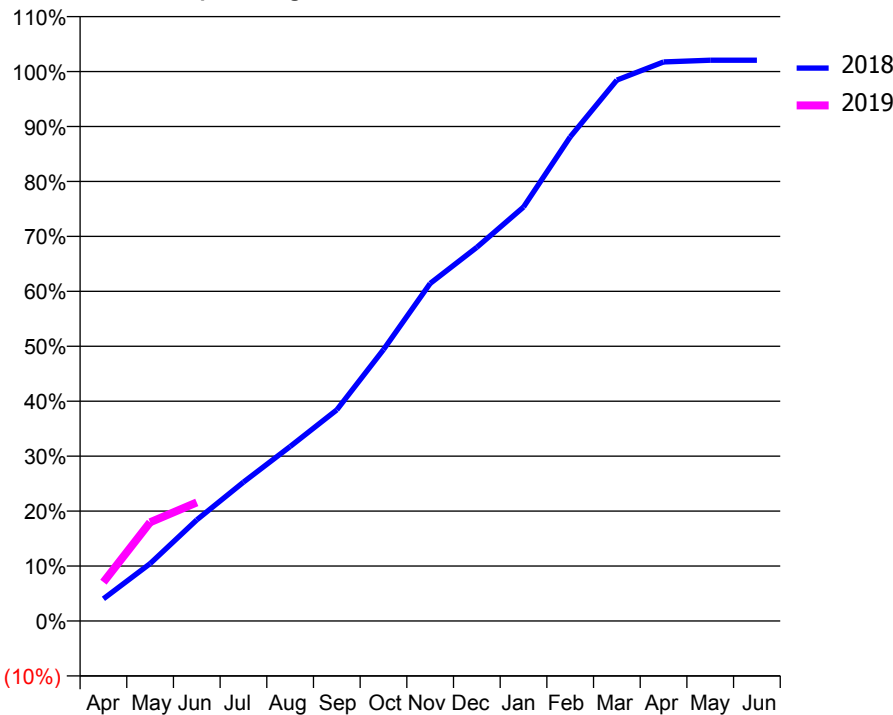
ACCESS*

Patients seen in 24 months	Total	Change since previous quarter
Quarter ending June 2017	1,287	
Quarter ending September 2017	1,291	→
Quarter ending December 2017	1,390	↑
Quarter ending March 2018	1,490	↑
Quarter ending June 2018	1,572	↑
Variance since June 2017	22.1%	↑



ACTIVITY

Cumulative percentage of contracted UDA delivered 2018 & 2019



Adjusted Scheduled Activity (UDA)		
Month	2018	2019
April	214	375
May	554	953
June	977	1,146
July	1,341	
August	1,686	
September	2,040	
October	2,622	
November	3,260	
December	3,610	
January	3,999	
February	4,676	
March	5,226	
April	5,401	
May	5,418	
June	5,418	

QUALITY

	Quantity	Base Number	Contract	AT	Region	England
% of FP17s for the same patient ID Re-attending within 3 months - Children	0	63	0.0%	10.5%	11.5%	11.5%
% of FP17s for the same patient ID Re-attending within 3 months - Adults	6	295	2.0%	15.7%	16.6%	15.4%
% of FP17s for the same patient ID Re-attending between 3 & 9 months - Children	24	63	38.1%	44.8%	48.8%	58.9%
% of FP17s for the same patient ID Re-attending between 3 & 9 months - Adults	56	295	19.0%	37.3%	39.3%	51.6%
% of FP17s for Band 1 Urgent Courses	8	297	2.7%	10.9%	10.6%	8.9%
% of FP17s Relating to Free Repair or Replacements	1	297	0.3%	0.5%	0.5%	0.8%
% of FP17s Relating to Continuations	0	297	0.0%	0.7%	0.7%	0.9%
% of Patients satisfied with the dentistry they have received	2	2	N/A	91.0%	90.4%	93.2%
% of Patients satisfied with the time they had to wait for an appointment	2	2	N/A	83.8%	85.3%	88.8%

* This is based on patients treated on this contract for their most recent course of treatment. Figures in italics indicate the base number of FP17s or Patient Questionnaire responses are less than 100. N/A is shown where the base number of responses is less than 10 during the period. % is calculated as Quantity/Base number*100

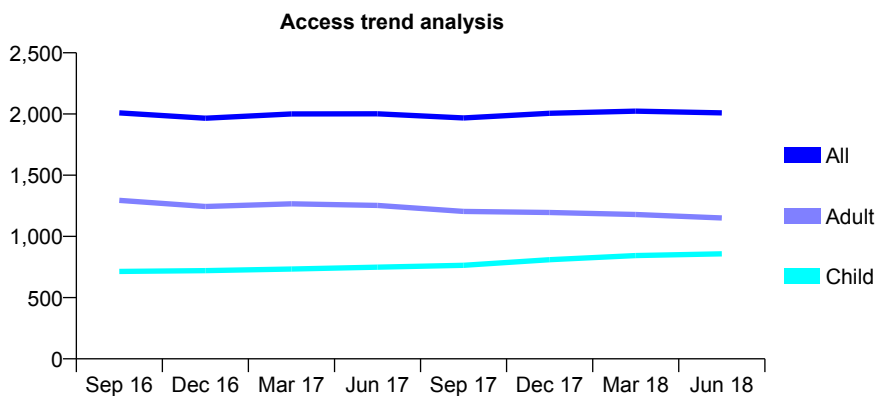
Q61 - Vital Signs At a Glance Contract Report for 742732/0001 - June 2018

Name or company name	MR R SULLMAN
Contract type name	GDS Contract
Purpose of contract	General
Contract start date	01/04/2006
Contract end date	

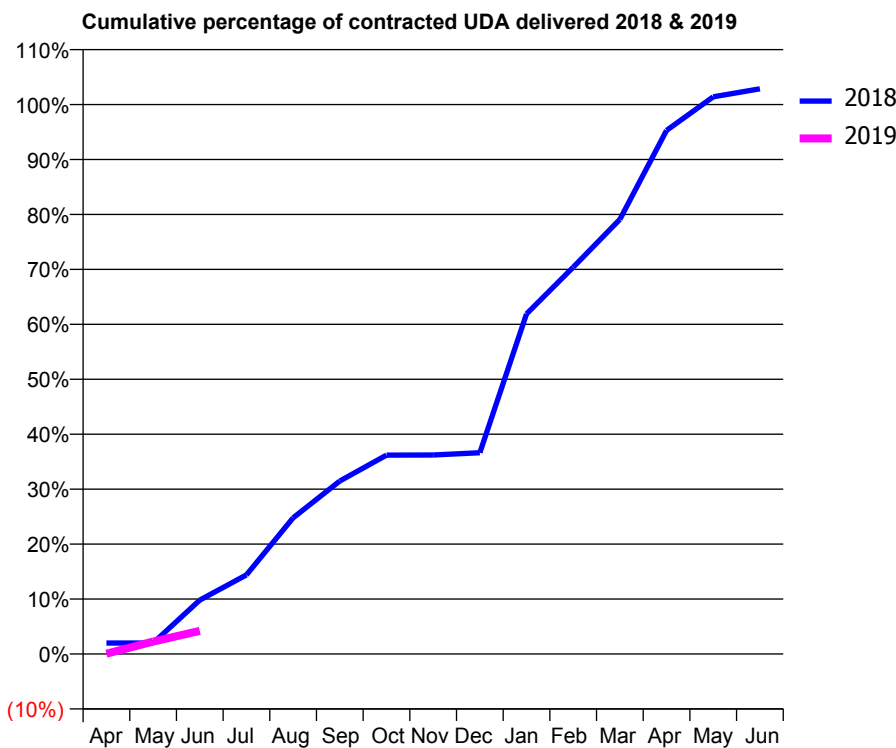
18/19 Contracted general activity (UDA)	6,652
Carry forward general activity (UDA)	0
18/19 Contracted orthodontic activity (UOA)	0
Carry forward orthodontic activity (UOA)	0
Baseline contract value	£174,441.44

ACCESS*

Patients seen in 24 months	Total	Change since previous quarter
Quarter ending June 2017	2,002	
Quarter ending September 2017	1,968	↓
Quarter ending December 2017	2,006	→
Quarter ending March 2018	2,023	→
Quarter ending June 2018	2,009	→
Variance since June 2017	0.3%	→



ACTIVITY



Adjusted Scheduled Activity (UDA)		
Month	2018	2019
April	133	4
May	133	151
June	653	281
July	958	
August	1,648	
September	2,094	
October	2,408	
November	2,409	
December	2,436	
January	4,117	
February	4,682	
March	5,261	
April	6,339	
May	6,745	
June	6,842	

QUALITY

	Quantity	Base Number	Contract	AT	Region	England
% of FP17s for the same patient ID Re-attending within 3 months - Children	20	206	9.7%	10.5%	11.5%	11.5%
% of FP17s for the same patient ID Re-attending within 3 months - Adults	50	276	18.1%	15.7%	16.6%	15.4%
% of FP17s for the same patient ID Re-attending between 3 & 9 months - Children	46	206	22.3%	44.8%	48.8%	58.9%
% of FP17s for the same patient ID Re-attending between 3 & 9 months - Adults	65	276	23.6%	37.3%	39.3%	51.6%
% of FP17s for Band 1 Urgent Courses	29	128	22.7%	10.9%	10.6%	8.9%
% of FP17s Relating to Free Repair or Replacements	0	128	0.0%	0.5%	0.5%	0.8%
% of FP17s Relating to Continuations	0	128	0.0%	0.7%	0.7%	0.9%
% of Patients satisfied with the dentistry they have received	0	0	N/A	91.0%	90.4%	93.2%
% of Patients satisfied with the time they had to wait for an appointment	0	0	N/A	83.8%	85.3%	88.8%

* This is based on patients treated on this contract for their most recent course of treatment. Figures in italics indicate the base number of FP17s or Patient Questionnaire responses are less than 100. N/A is shown where the base number of responses is less than 10 during the period. % is calculated as Quantity/Base number*100

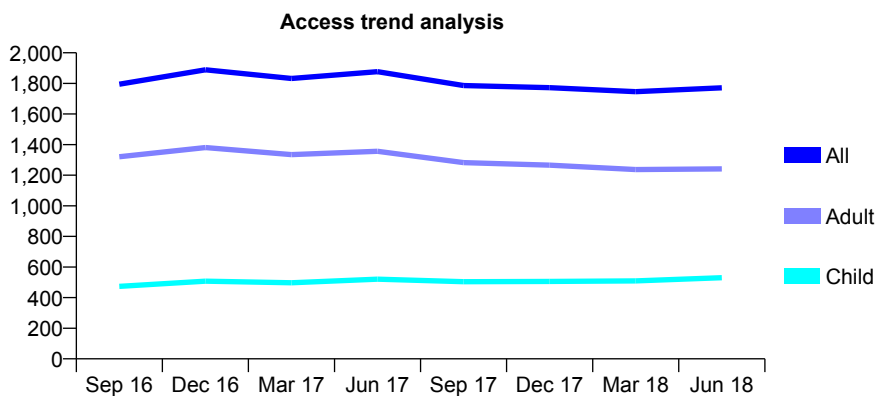
Q61 - Vital Signs At a Glance Contract Report for 745359/0001 - June 2018

Name or company name	MISS A AGARWAL
Contract type name	GDS Contract
Purpose of contract	General
Contract start date	01/04/2006
Contract end date	

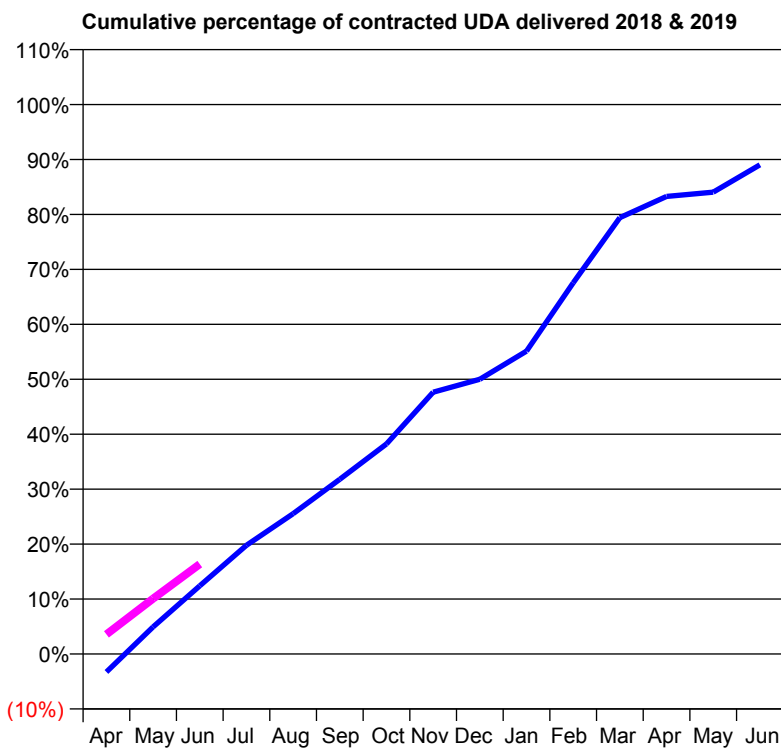
18/19 Contracted general activity (UDA)	4,246
Carry forward general activity (UDA)	0
18/19 Contracted orthodontic activity (UOA)	0
Carry forward orthodontic activity (UOA)	0
Baseline contract value	£133,952.25

ACCESS*

Patients seen in 24 months	Total	Change since previous quarter
Quarter ending June 2017	1,877	
Quarter ending September 2017	1,786	↓
Quarter ending December 2017	1,772	→
Quarter ending March 2018	1,746	↓
Quarter ending June 2018	1,771	→
Variance since June 2017	(5.6%)	↓



ACTIVITY



Month	2018	2019
April	-140	152
May	210	428
June	527	695
July	841	
August	1,085	
September	1,350	
October	1,623	
November	2,024	
December	2,123	
January	2,340	
February	2,868	
March	3,371	
April	3,535	
May	3,569	
June	3,780	

QUALITY

	Quantity	Base Number	Contract	AT	Region	England
% of FP17s for the same patient ID Re-attending within 3 months - Children	8	141	5.7%	10.5%	11.5%	11.5%
% of FP17s for the same patient ID Re-attending within 3 months - Adults	47	336	14.0%	15.7%	16.6%	15.4%
% of FP17s for the same patient ID Re-attending between 3 & 9 months - Children	48	141	34.0%	44.8%	48.8%	58.9%
% of FP17s for the same patient ID Re-attending between 3 & 9 months - Adults	99	336	29.5%	37.3%	39.3%	51.6%
% of FP17s for Band 1 Urgent Courses	40	301	13.3%	10.9%	10.6%	8.9%
% of FP17s Relating to Free Repair or Replacements	0	301	0.0%	0.5%	0.5%	0.8%
% of FP17s Relating to Continuations	0	301	0.0%	0.7%	0.7%	0.9%
% of Patients satisfied with the dentistry they have received	1	1	N/A	91.0%	90.4%	93.2%
% of Patients satisfied with the time they had to wait for an appointment	1	1	N/A	83.8%	85.3%	88.8%

* This is based on patients treated on this contract for their most recent course of treatment. Figures in italics indicate the base number of FP17s or Patient Questionnaire responses are less than 100. N/A is shown where the base number of responses is less than 10 during the period. % is calculated as Quantity/Base number*100

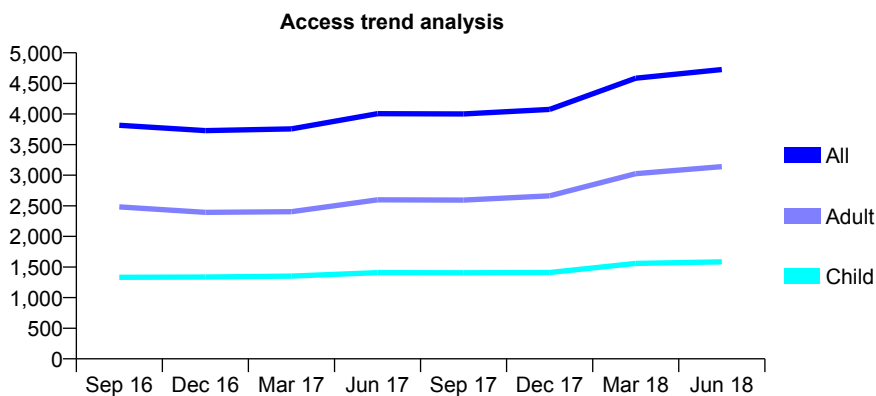
Q61 - Vital Signs At a Glance Contract Report for 745634/0001 - June 2018

Name or company name	MR DG FOURIE
Contract type name	GDS Contract
Purpose of contract	General
Contract start date	01/04/2006
Contract end date	

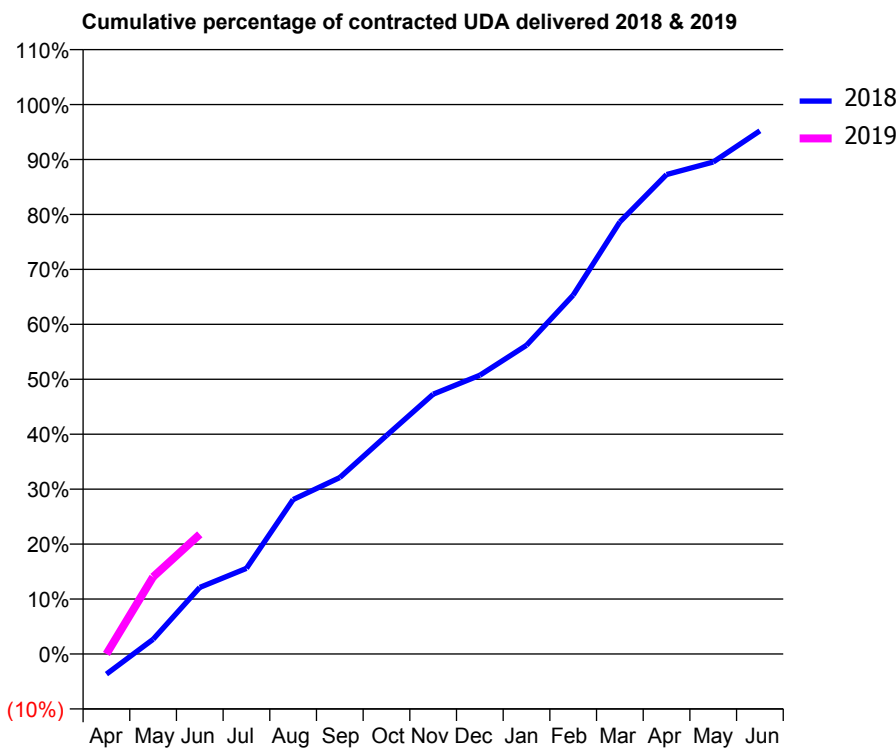
18/19 Contracted general activity (UDA)	11,947
Carry forward general activity (UDA)	0
18/19 Contracted orthodontic activity (UOA)	0
Carry forward orthodontic activity (UOA)	0
Baseline contract value	£401,429.74

ACCESS*

Patients seen in 24 months	Total	Change since previous quarter
Quarter ending June 2017	4,006	
Quarter ending September 2017	4,000	→
Quarter ending December 2017	4,075	→
Quarter ending March 2018	4,585	↑
Quarter ending June 2018	4,726	↑
Variance since June 2017	18.0%	↑



ACTIVITY



Adjusted Scheduled Activity (UDA)		
Month	2018	2019
April	-440	0
May	321	1,677
June	1,448	2,602
July	1,863	
August	3,358	
September	3,838	
October	4,751	
November	5,649	
December	6,060	
January	6,714	
February	7,804	
March	9,395	
April	10,425	
May	10,696	
June	11,374	

QUALITY

	Quantity	Base Number	Contract	AT	Region	England
% of FP17s for the same patient ID Re-attending within 3 months - Children	36	706	5.1%	10.5%	11.5%	11.5%
% of FP17s for the same patient ID Re-attending within 3 months - Adults	139	1,388	10.0%	15.7%	16.6%	15.4%
% of FP17s for the same patient ID Re-attending between 3 & 9 months - Children	357	706	50.6%	44.8%	48.8%	58.9%
% of FP17s for the same patient ID Re-attending between 3 & 9 months - Adults	522	1,388	37.6%	37.3%	39.3%	51.6%
% of FP17s for Band 1 Urgent Courses	69	1,149	6.0%	10.9%	10.6%	8.9%
% of FP17s Relating to Free Repair or Replacements	2	1,149	0.2%	0.5%	0.5%	0.8%
% of FP17s Relating to Continuations	1	1,149	0.1%	0.7%	0.7%	0.9%
% of Patients satisfied with the dentistry they have received	3	3	N/A	91.0%	90.4%	93.2%
% of Patients satisfied with the time they had to wait for an appointment	3	3	N/A	83.8%	85.3%	88.8%

* This is based on patients treated on this contract for their most recent course of treatment. Figures in italics indicate the base number of FP17s or Patient Questionnaire responses are less than 100. N/A is shown where the base number of responses is less than 10 during the period. % is calculated as Quantity/Base number*100

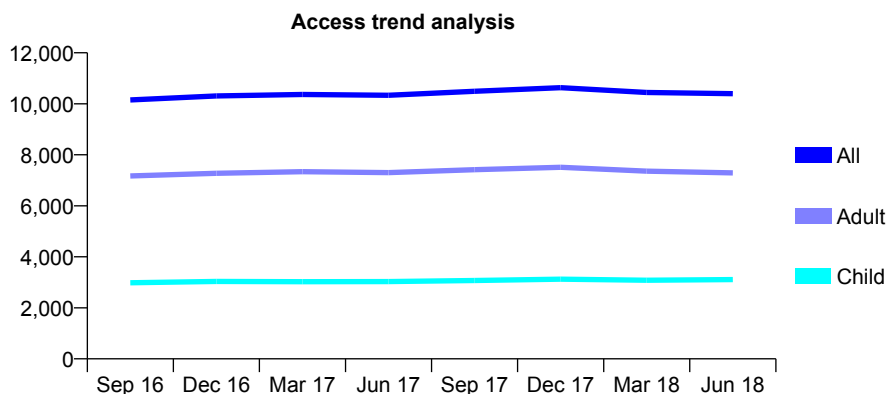
Q61 - Vital Signs At a Glance Contract Report for 746959/0001 - June 2018

Name or company name	Wanstead Village Dental & Health Centre
Contract type name	GDS Contract
Purpose of contract	General
Contract start date	01/04/2006
Contract end date	

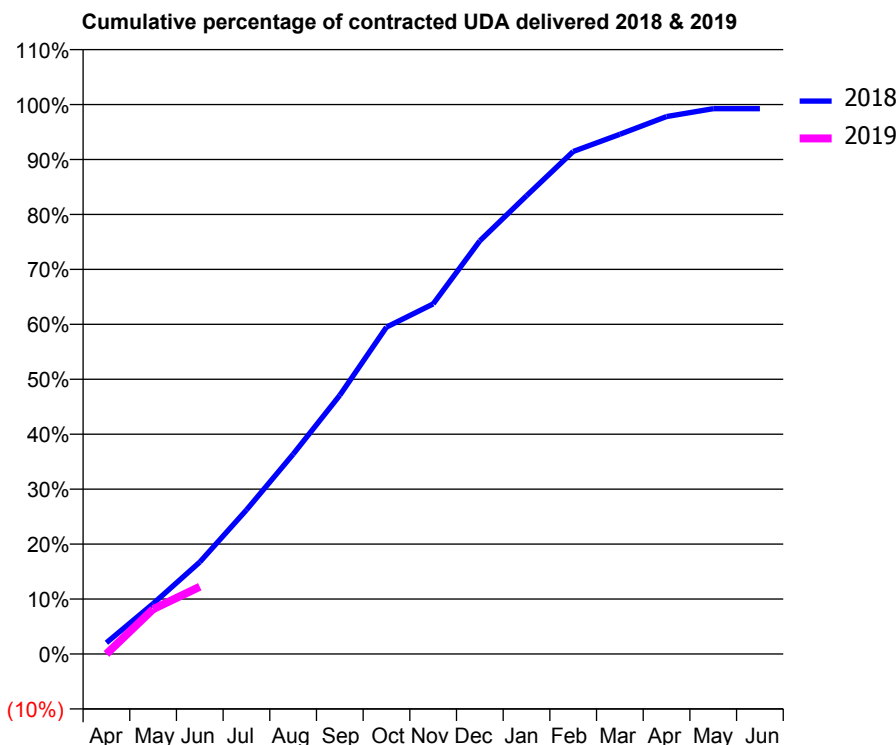
18/19 Contracted general activity (UDA)	22,644
Carry forward general activity (UDA)	0
18/19 Contracted orthodontic activity (UOA)	0
Carry forward orthodontic activity (UOA)	0
Baseline contract value	£497,493.30

ACCESS*

Patients seen in 24 months	Total	Change since previous quarter
Quarter ending June 2017	10,335	
Quarter ending September 2017	10,493	→
Quarter ending December 2017	10,635	→
Quarter ending March 2018	10,442	↓
Quarter ending June 2018	10,398	→
Variance since June 2017	0.6%	→



ACTIVITY



Month	Adjusted Scheduled Activity (UDA)	
	2018	2019
April	465	0
May	2,076	1,850
June	3,791	2,774
July	5,935	
August	8,235	
September	10,662	
October	13,471	
November	14,430	
December	17,025	
January	18,884	
February	20,710	
March	21,419	
April	22,145	
May	22,473	
June	22,469	

QUALITY

	Quantity	Base Number	Contract	AT	Region	England
% of FP17s for the same patient ID Re-attending within 3 months - Children	69	886	7.8%	10.5%	11.5%	11.5%
% of FP17s for the same patient ID Re-attending within 3 months - Adults	169	1,358	12.4%	15.7%	16.6%	15.4%
% of FP17s for the same patient ID Re-attending between 3 & 9 months - Children	525	886	59.3%	44.8%	48.8%	58.9%
% of FP17s for the same patient ID Re-attending between 3 & 9 months - Adults	669	1,358	49.3%	37.3%	39.3%	51.6%
% of FP17s for Band 1 Urgent Courses	245	1,556	15.7%	10.9%	10.6%	8.9%
% of FP17s Relating to Free Repair or Replacements	17	1,556	1.1%	0.5%	0.5%	0.8%
% of FP17s Relating to Continuations	1	1,556	0.1%	0.7%	0.7%	0.9%
% of Patients satisfied with the dentistry they have received	16	18	88.9%	91.0%	90.4%	93.2%
% of Patients satisfied with the time they had to wait for an appointment	16	18	88.9%	83.8%	85.3%	88.8%

* This is based on patients treated on this contract for their most recent course of treatment. Figures in italics indicate the base number of FP17s or Patient Questionnaire responses are less than 100. N/A is shown where the base number of responses is less than 10 during the period. % is calculated as Quantity/Base number*100

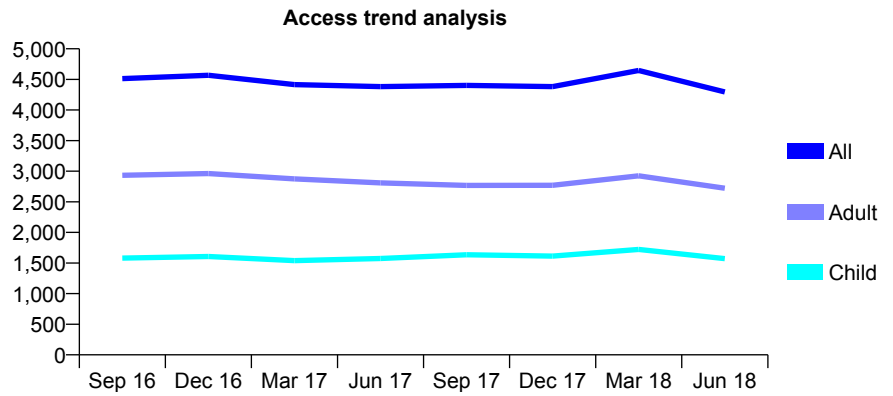
Q61 - Vital Signs At a Glance Contract Report for 750123/0001 - June 2018

Name or company name	MR S DODHIA
Contract type name	GDS Contract
Purpose of contract	General
Contract start date	01/04/2006
Contract end date	

18/19 Contracted general activity (UDA)	12,420
Carry forward general activity (UDA)	0
18/19 Contracted orthodontic activity (UOA)	0
Carry forward orthodontic activity (UOA)	0
Baseline contract value	£467,848.70

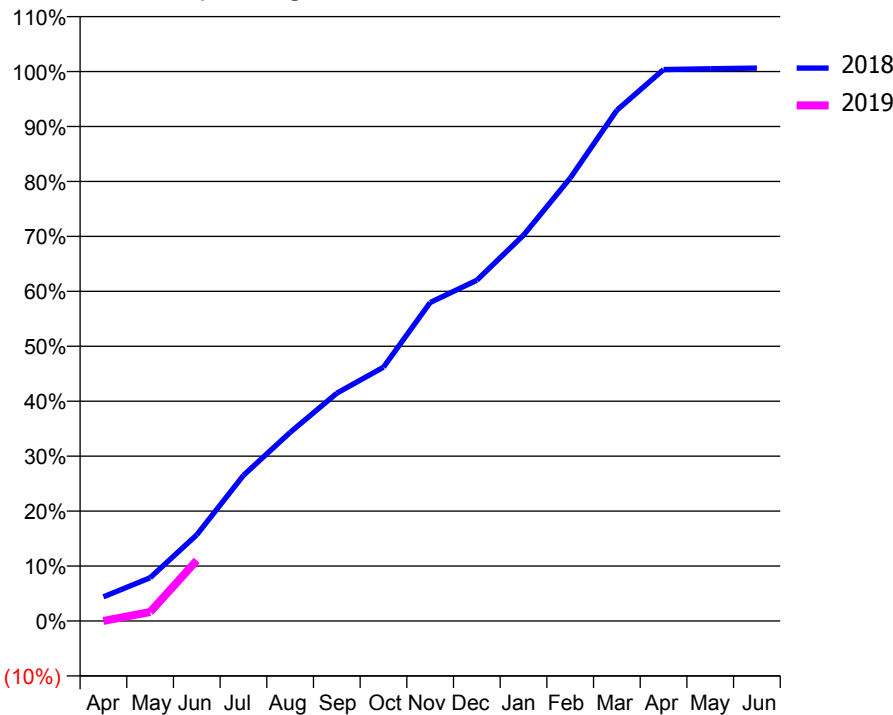
ACCESS*

Patients seen in 24 months	Total	Change since previous quarter
Quarter ending June 2017	4,383	
Quarter ending September 2017	4,402	→
Quarter ending December 2017	4,383	→
Quarter ending March 2018	4,647	↑
Quarter ending June 2018	4,295	↓
Variance since June 2017	(2.0%)	↓



ACTIVITY

Cumulative percentage of contracted UDA delivered 2018 & 2019



Month	Adjusted Scheduled Activity (UDA)	
	2018	2019
April	547	0
May	977	204
June	1,949	1,371
July	3,293	
August	4,263	
September	5,149	
October	5,737	
November	7,199	
December	7,702	
January	8,721	
February	10,011	
March	11,545	
April	12,465	
May	12,482	
June	12,498	

QUALITY

	Quantity	Base Number	Contract	AT	Region	England
% of FP17s for the same patient ID Re-attending within 3 months - Children	35	291	12.0%	10.5%	11.5%	11.5%
% of FP17s for the same patient ID Re-attending within 3 months - Adults	74	533	13.9%	15.7%	16.6%	15.4%
% of FP17s for the same patient ID Re-attending between 3 & 9 months - Children	74	291	25.4%	44.8%	48.8%	58.9%
% of FP17s for the same patient ID Re-attending between 3 & 9 months - Adults	163	533	30.6%	37.3%	39.3%	51.6%
% of FP17s for Band 1 Urgent Courses	109	565	19.3%	10.9%	10.6%	8.9%
% of FP17s Relating to Free Repair or Replacements	2	565	0.4%	0.5%	0.5%	0.8%
% of FP17s Relating to Continuations	1	565	0.2%	0.7%	0.7%	0.9%
% of Patients satisfied with the dentistry they have received	0	0	N/A	91.0%	90.4%	93.2%
% of Patients satisfied with the time they had to wait for an appointment	0	0	N/A	83.8%	85.3%	88.8%

* This is based on patients treated on this contract for their most recent course of treatment. Figures in italics indicate the base number of FP17s or Patient Questionnaire responses are less than 100. N/A is shown where the base number of responses is less than 10 during the period. % is calculated as Quantity/Base number*100

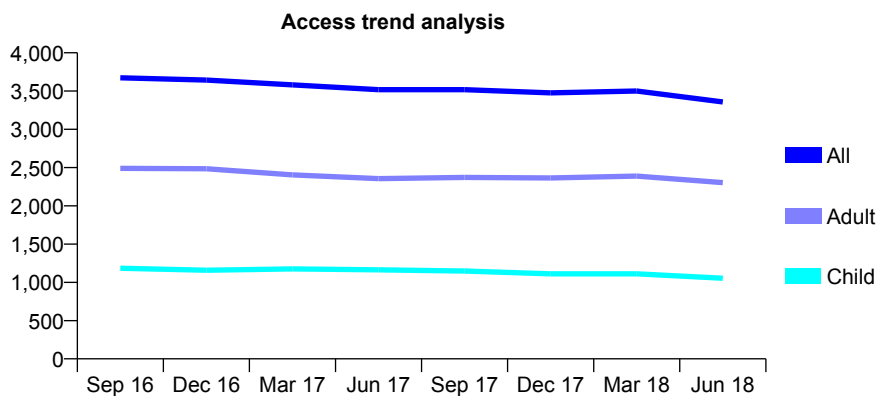
Q61 - Vital Signs At a Glance Contract Report for 750123/0002 - June 2018

Name or company name	MR S DODHIA
Contract type name	GDS Contract
Purpose of contract	General
Contract start date	01/04/2006
Contract end date	

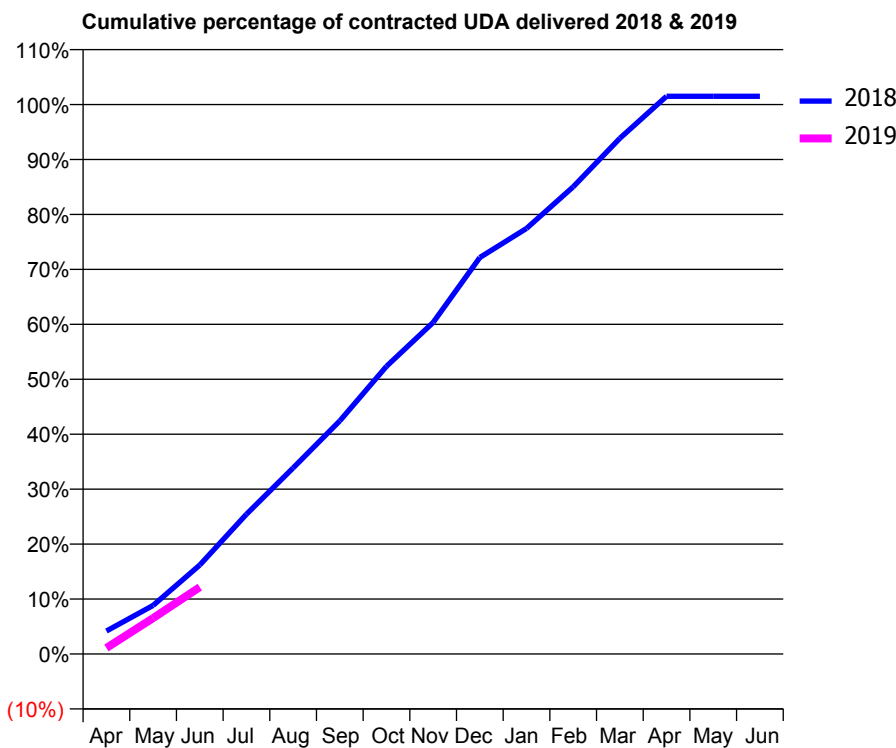
18/19 Contracted general activity (UDA)	9,575
Carry forward general activity (UDA)	0
18/19 Contracted orthodontic activity (UOA)	0
Carry forward orthodontic activity (UOA)	0
Baseline contract value	£354,534.03

ACCESS*

Patients seen in 24 months	Total	Change since previous quarter
Quarter ending June 2017	3,518	
Quarter ending September 2017	3,518	→
Quarter ending December 2017	3,476	↓
Quarter ending March 2018	3,500	→
Quarter ending June 2018	3,357	↓
Variance since June 2017	(4.6%)	↓



ACTIVITY



Month	Adjusted Scheduled Activity (UDA)	
	2018	2019
April	401	105
May	847	627
June	1,552	1,166
July	2,437	
August	3,243	
September	4,064	
October	5,013	
November	5,778	
December	6,909	
January	7,415	
February	8,140	
March	8,986	
April	9,718	
May	9,718	
June	9,718	

QUALITY

	Quantity	Base Number	Contract	AT	Region	England
% of FP17s for the same patient ID Re-attending within 3 months - Children	34	276	12.3%	10.5%	11.5%	11.5%
% of FP17s for the same patient ID Re-attending within 3 months - Adults	103	547	18.8%	15.7%	16.6%	15.4%
% of FP17s for the same patient ID Re-attending between 3 & 9 months - Children	69	276	25.0%	44.8%	48.8%	58.9%
% of FP17s for the same patient ID Re-attending between 3 & 9 months - Adults	154	547	28.2%	37.3%	39.3%	51.6%
% of FP17s for Band 1 Urgent Courses	120	556	21.6%	10.9%	10.6%	8.9%
% of FP17s Relating to Free Repair or Replacements	3	556	0.5%	0.5%	0.5%	0.8%
% of FP17s Relating to Continuations	0	556	0.0%	0.7%	0.7%	0.9%
% of Patients satisfied with the dentistry they have received	3	3	N/A	91.0%	90.4%	93.2%
% of Patients satisfied with the time they had to wait for an appointment	3	3	N/A	83.8%	85.3%	88.8%

* This is based on patients treated on this contract for their most recent course of treatment. Figures in italics indicate the base number of FP17s or Patient Questionnaire responses are less than 100. N/A is shown where the base number of responses is less than 10 during the period. % is calculated as Quantity/Base number*100

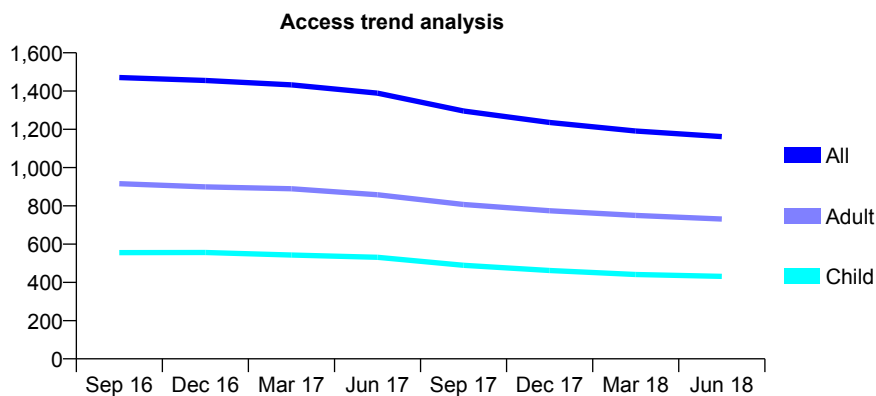
Q61 - Vital Signs At a Glance Contract Report for 750123/0004 - June 2018

Name or company name	MR S DODHIA
Contract type name	GDS Contract
Purpose of contract	General
Contract start date	27/07/2013
Contract end date	

18/19 Contracted general activity (UDA)	4,105
Carry forward general activity (UDA)	0
18/19 Contracted orthodontic activity (UOA)	0
Carry forward orthodontic activity (UOA)	0
Baseline contract value	£138,088.73

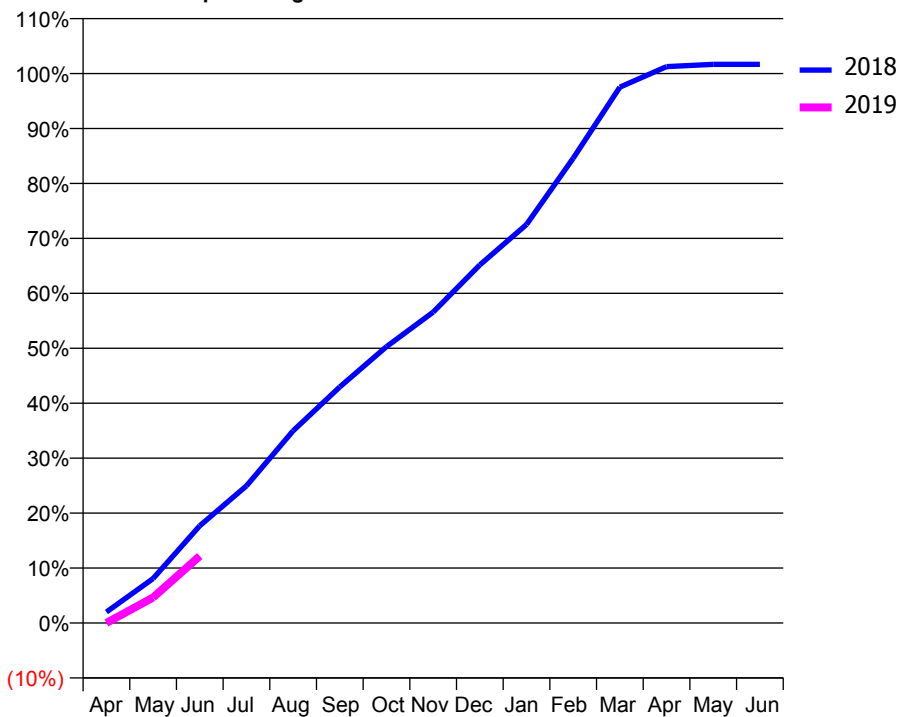
ACCESS*

Patients seen in 24 months	Total	Change since previous quarter
Quarter ending June 2017	1,389	
Quarter ending September 2017	1,296	↓
Quarter ending December 2017	1,236	↓
Quarter ending March 2018	1,191	↓
Quarter ending June 2018	1,162	↓
Variance since June 2017	(16.3%)	↓



ACTIVITY

Cumulative percentage of contracted UDA delivered 2018 & 2019



Month	Adjusted Scheduled Activity (UDA)	
	2018	2019
April	82	0
May	332	191
June	726	500
July	1,024	
August	1,436	
September	1,764	
October	2,065	
November	2,323	
December	2,675	
January	2,977	
February	3,472	
March	4,003	
April	4,157	
May	4,173	
June	4,173	

QUALITY

	Quantity	Base Number	Contract	AT	Region	England
% of FP17s for the same patient ID Re-attending within 3 months - Children	2	62	3.2%	10.5%	11.5%	11.5%
% of FP17s for the same patient ID Re-attending within 3 months - Adults	28	133	21.1%	15.7%	16.6%	15.4%
% of FP17s for the same patient ID Re-attending between 3 & 9 months - Children	10	62	16.1%	44.8%	48.8%	58.9%
% of FP17s for the same patient ID Re-attending between 3 & 9 months - Adults	36	133	27.1%	37.3%	39.3%	51.6%
% of FP17s for Band 1 Urgent Courses	21	145	14.5%	10.9%	10.6%	8.9%
% of FP17s Relating to Free Repair or Replacements	0	145	0.0%	0.5%	0.5%	0.8%
% of FP17s Relating to Continuations	0	145	0.0%	0.7%	0.7%	0.9%
% of Patients satisfied with the dentistry they have received	1	1	N/A	91.0%	90.4%	93.2%
% of Patients satisfied with the time they had to wait for an appointment	1	1	N/A	83.8%	85.3%	88.8%

* This is based on patients treated on this contract for their most recent course of treatment. Figures in italics indicate the base number of FP17s or Patient Questionnaire responses are less than 100. N/A is shown where the base number of responses is less than 10 during the period. % is calculated as Quantity/Base number*100

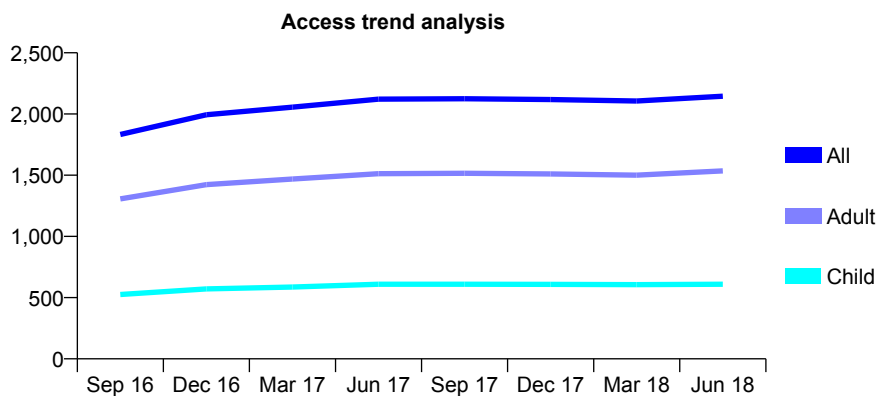
Q61 - Vital Signs At a Glance Contract Report for 751669/0001 - June 2018

Name or company name	MR V KAJAN
Contract type name	GDS Contract
Purpose of contract	General
Contract start date	01/04/2006
Contract end date	

18/19 Contracted general activity (UDA)	5,139
Carry forward general activity (UDA)	0
18/19 Contracted orthodontic activity (UOA)	0
Carry forward orthodontic activity (UOA)	0
Baseline contract value	£193,894.27

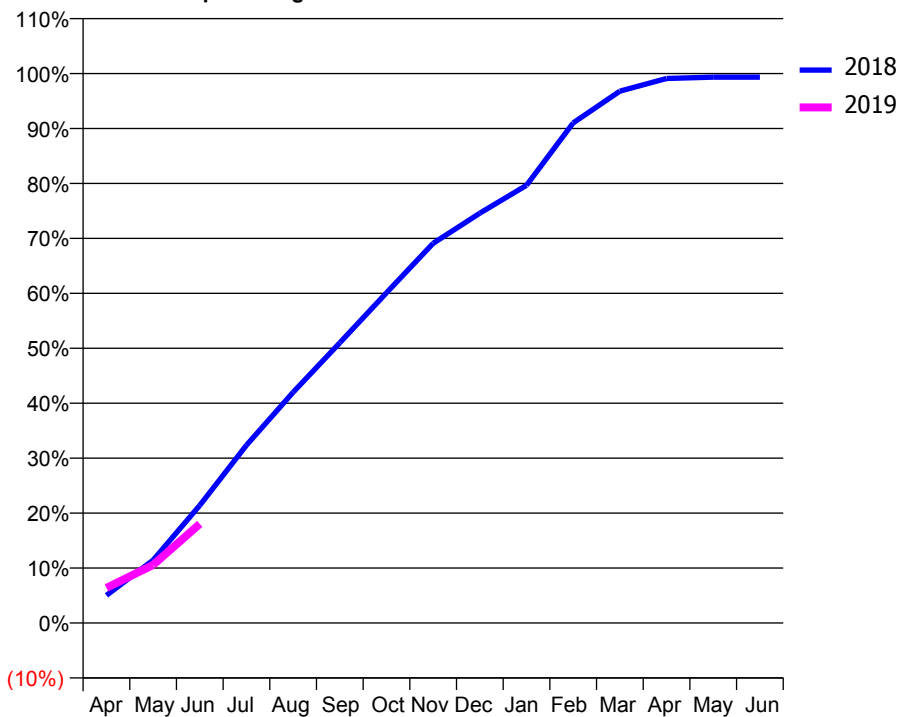
ACCESS*

Patients seen in 24 months	Total	Change since previous quarter
Quarter ending June 2017	2,122	
Quarter ending September 2017	2,125	→
Quarter ending December 2017	2,118	→
Quarter ending March 2018	2,106	→
Quarter ending June 2018	2,145	→
Variance since June 2017	1.1%	→



ACTIVITY

Cumulative percentage of contracted UDA delivered 2018 & 2019



Adjusted Scheduled Activity (UDA)

Month	2018	2019
April	258	328
May	587	543
June	1,100	928
July	1,663	
August	2,158	
September	2,621	
October	3,089	
November	3,551	
December	3,833	
January	4,093	
February	4,677	
March	4,974	
April	5,093	
May	5,105	
June	5,105	

QUALITY

	Quantity	Base Number	Contract	AT	Region	England
% of FP17s for the same patient ID Re-attending within 3 months - Children	15	254	5.9%	10.5%	11.5%	11.5%
% of FP17s for the same patient ID Re-attending within 3 months - Adults	65	485	13.4%	15.7%	16.6%	15.4%
% of FP17s for the same patient ID Re-attending between 3 & 9 months - Children	156	254	61.4%	44.8%	48.8%	58.9%
% of FP17s for the same patient ID Re-attending between 3 & 9 months - Adults	315	485	64.9%	37.3%	39.3%	51.6%
% of FP17s for Band 1 Urgent Courses	53	666	8.0%	10.9%	10.6%	8.9%
% of FP17s Relating to Free Repair or Replacements	7	666	1.1%	0.5%	0.5%	0.8%
% of FP17s Relating to Continuations	2	666	0.3%	0.7%	0.7%	0.9%
% of Patients satisfied with the dentistry they have received	1	1	N/A	91.0%	90.4%	93.2%
% of Patients satisfied with the time they had to wait for an appointment	1	1	N/A	83.8%	85.3%	88.8%

* This is based on patients treated on this contract for their most recent course of treatment. Figures in italics indicate the base number of FP17s or Patient Questionnaire responses are less than 100. N/A is shown where the base number of responses is less than 10 during the period. % is calculated as Quantity/Base number*100

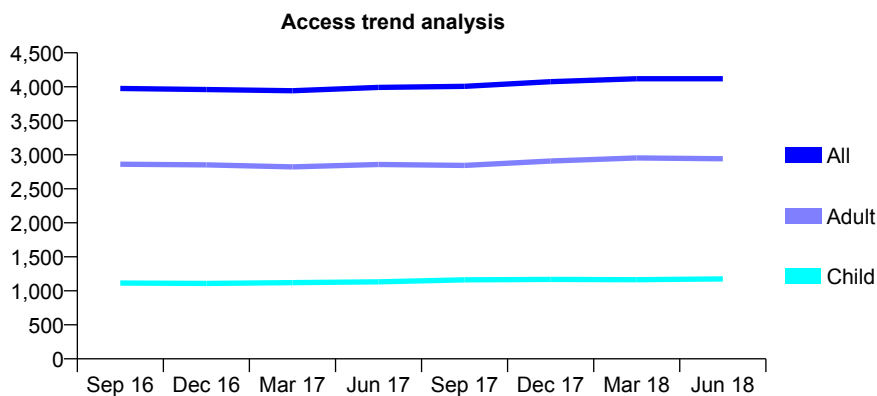
Q61 - Vital Signs At a Glance Contract Report for 755605/0001 - June 2018

Name or company name	MRS M KHAMBATI
Contract type name	GDS Contract
Purpose of contract	General
Contract start date	01/04/2006
Contract end date	

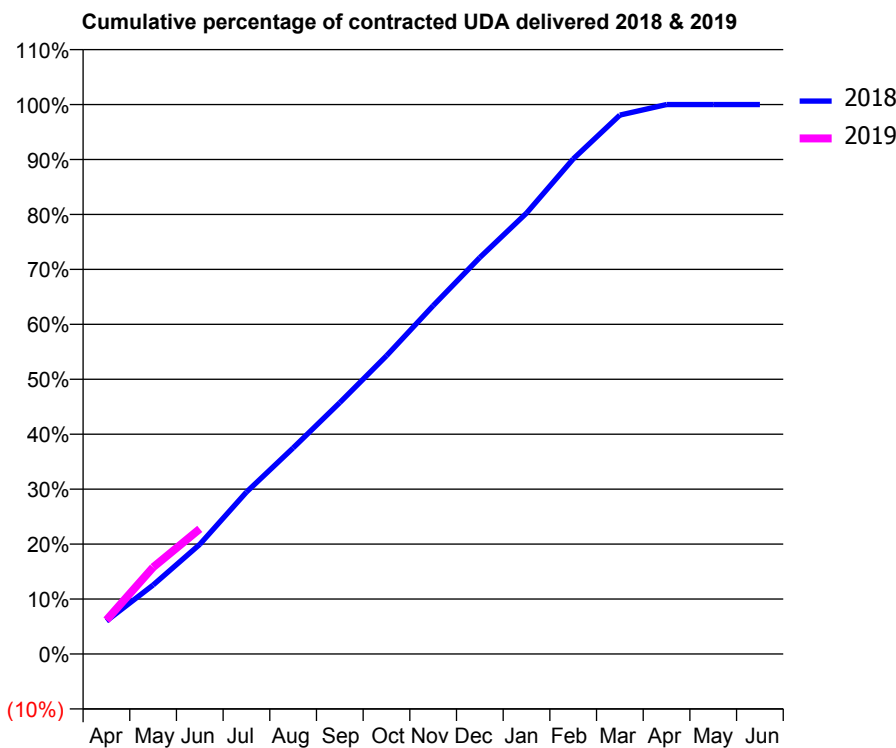
18/19 Contracted general activity (UDA)	11,817
Carry forward general activity (UDA)	0
18/19 Contracted orthodontic activity (UOA)	0
Carry forward orthodontic activity (UOA)	0
Baseline contract value	£377,212.38

ACCESS*

Patients seen in 24 months	Total	Change since previous quarter
Quarter ending June 2017	3,991	
Quarter ending September 2017	4,006	→
Quarter ending December 2017	4,075	→
Quarter ending March 2018	4,118	→
Quarter ending June 2018	4,118	→
Variance since June 2017	3.2%	↑



ACTIVITY



Month	Adjusted Scheduled Activity (UDA)	
	2018	2019
April	708	730
May	1,485	1,866
June	2,359	2,691
July	3,484	
August	4,432	
September	5,408	
October	6,414	
November	7,491	
December	8,526	
January	9,481	
February	10,647	
March	11,590	
April	11,817	
May	11,817	
June	11,817	

QUALITY

	Quantity	Base Number	Contract	AT	Region	England
% of FP17s for the same patient ID Re-attending within 3 months - Children	42	395	10.6%	10.5%	11.5%	11.5%
% of FP17s for the same patient ID Re-attending within 3 months - Adults	135	806	16.7%	15.7%	16.6%	15.4%
% of FP17s for the same patient ID Re-attending between 3 & 9 months - Children	169	395	42.8%	44.8%	48.8%	58.9%
% of FP17s for the same patient ID Re-attending between 3 & 9 months - Adults	340	806	42.2%	37.3%	39.3%	51.6%
% of FP17s for Band 1 Urgent Courses	127	1,106	11.5%	10.9%	10.6%	8.9%
% of FP17s Relating to Free Repair or Replacements	10	1,106	0.9%	0.5%	0.5%	0.8%
% of FP17s Relating to Continuations	6	1,106	0.5%	0.7%	0.7%	0.9%
% of Patients satisfied with the dentistry they have received	2	2	N/A	91.0%	90.4%	93.2%
% of Patients satisfied with the time they had to wait for an appointment	1	2	N/A	83.8%	85.3%	88.8%

* This is based on patients treated on this contract for their most recent course of treatment. Figures in italics indicate the base number of FP17s or Patient Questionnaire responses are less than 100. N/A is shown where the base number of responses is less than 10 during the period. % is calculated as Quantity/Base number*100

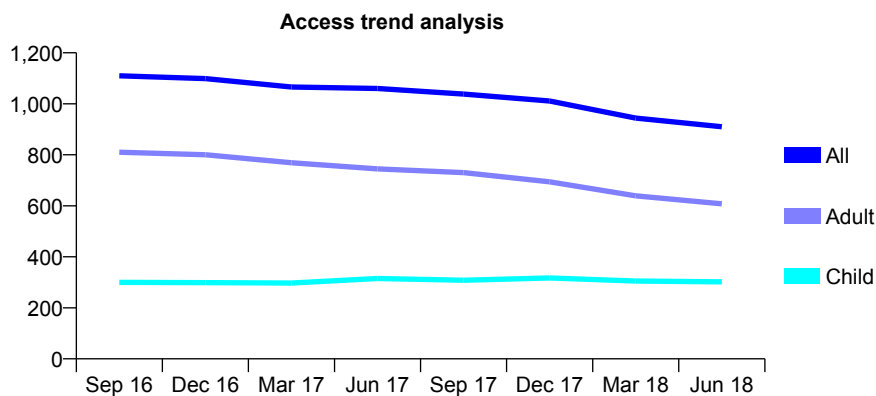
Q61 - Vital Signs At a Glance Contract Report for 762067/0001 - June 2018

Name or company name	MR M OTIFEH
Contract type name	GDS Contract
Purpose of contract	General
Contract start date	01/04/2006
Contract end date	

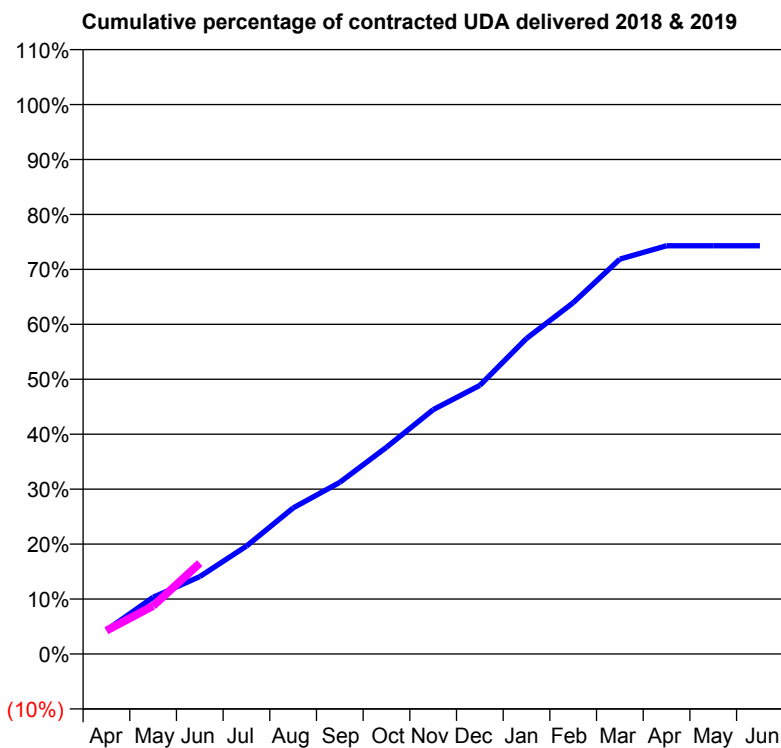
18/19 Contracted general activity (UDA)	2,910
Carry forward general activity (UDA)	0
18/19 Contracted orthodontic activity (UOA)	0
Carry forward orthodontic activity (UOA)	0
Baseline contract value	£83,986.07

ACCESS*

Patients seen in 24 months	Total	Change since previous quarter
Quarter ending June 2017	1,060	
Quarter ending September 2017	1,038	↓
Quarter ending December 2017	1,011	↓
Quarter ending March 2018	944	↓
Quarter ending June 2018	910	↓
Variance since June 2017	(14.2%)	↓



ACTIVITY



Month	Adjusted Scheduled Activity (UDA)	
	2018	2019
April	126	124
May	300	255
June	410	481
July	571	
August	773	
September	909	
October	1,095	
November	1,294	
December	1,422	
January	1,671	
February	1,860	
March	2,091	
April	2,162	
May	2,162	
June	2,162	

QUALITY

	Quantity	Base Number	Contract	AT	Region	England
% of FP17s for the same patient ID Re-attending within 3 months - Children	1	83	1.2%	10.5%	11.5%	11.5%
% of FP17s for the same patient ID Re-attending within 3 months - Adults	15	148	10.1%	15.7%	16.6%	15.4%
% of FP17s for the same patient ID Re-attending between 3 & 9 months - Children	46	83	55.4%	44.8%	48.8%	58.9%
% of FP17s for the same patient ID Re-attending between 3 & 9 months - Adults	54	148	36.5%	37.3%	39.3%	51.6%
% of FP17s for Band 1 Urgent Courses	25	206	12.1%	10.9%	10.6%	8.9%
% of FP17s Relating to Free Repair or Replacements	0	206	0.0%	0.5%	0.5%	0.8%
% of FP17s Relating to Continuations	1	206	0.5%	0.7%	0.7%	0.9%
% of Patients satisfied with the dentistry they have received	0	0	N/A	91.0%	90.4%	93.2%
% of Patients satisfied with the time they had to wait for an appointment	0	0	N/A	83.8%	85.3%	88.8%

* This is based on patients treated on this contract for their most recent course of treatment. Figures in italics indicate the base number of FP17s or Patient Questionnaire responses are less than 100. N/A is shown where the base number of responses is less than 10 during the period. % is calculated as Quantity/Base number*100

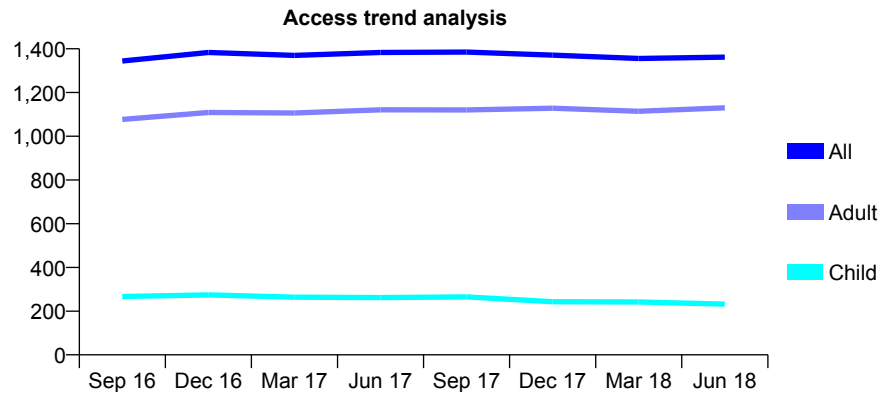
Q61 - Vital Signs At a Glance Contract Report for 762431/0003 - June 2018

Name or company name	MR N NEKOO-PARVAR
Contract type name	GDS Contract
Purpose of contract	General
Contract start date	08/10/2012
Contract end date	

18/19 Contracted general activity (UDA)	5,304
Carry forward general activity (UDA)	0
18/19 Contracted orthodontic activity (UOA)	0
Carry forward orthodontic activity (UOA)	0
Baseline contract value	£136,726.92

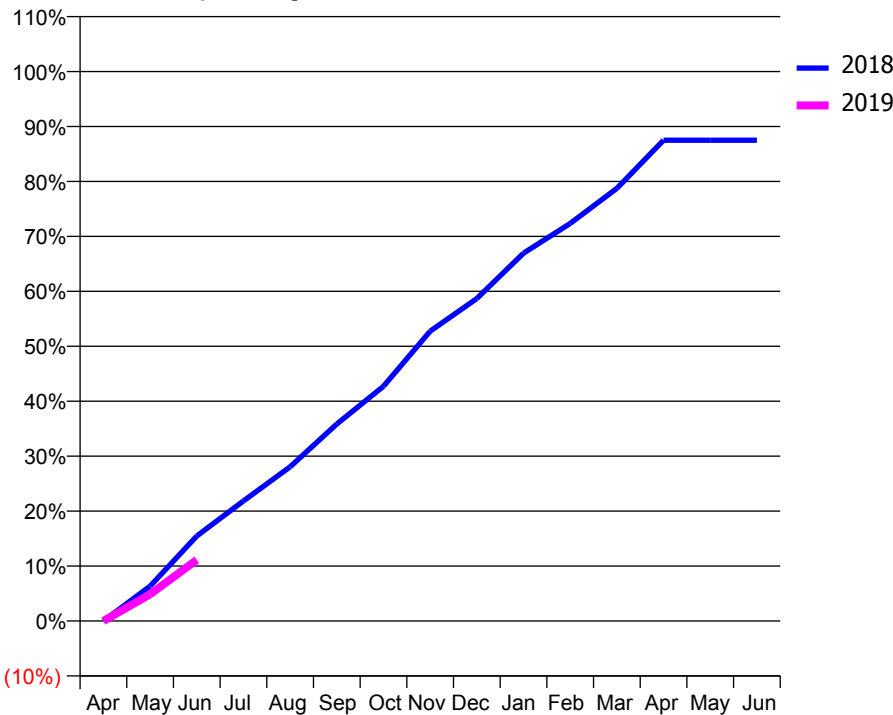
ACCESS*

Patients seen in 24 months	Total	Change since previous quarter
Quarter ending June 2017	1,383	
Quarter ending September 2017	1,385	→
Quarter ending December 2017	1,371	↓
Quarter ending March 2018	1,356	↓
Quarter ending June 2018	1,362	→
Variance since June 2017	(1.5%)	↓



ACTIVITY

Cumulative percentage of contracted UDA delivered 2018 & 2019



Month	Adjusted Scheduled Activity (UDA)	
	2018	2019
April	0	0
May	336	258
June	821	590
July	1,159	
August	1,489	
September	1,902	
October	2,266	
November	2,798	
December	3,113	
January	3,551	
February	3,838	
March	4,176	
April	4,640	
May	4,641	
June	4,641	

QUALITY

	Quantity	Base Number	Contract	AT	Region	England
% of FP17s for the same patient ID Re-attending within 3 months - Children	5	53	9.4%	10.5%	11.5%	11.5%
% of FP17s for the same patient ID Re-attending within 3 months - Adults	23	271	8.5%	15.7%	16.6%	15.4%
% of FP17s for the same patient ID Re-attending between 3 & 9 months - Children	13	53	24.5%	44.8%	48.8%	58.9%
% of FP17s for the same patient ID Re-attending between 3 & 9 months - Adults	92	271	33.9%	37.3%	39.3%	51.6%
% of FP17s for Band 1 Urgent Courses	10	186	5.4%	10.9%	10.6%	8.9%
% of FP17s Relating to Free Repair or Replacements	0	186	0.0%	0.5%	0.5%	0.8%
% of FP17s Relating to Continuations	0	186	0.0%	0.7%	0.7%	0.9%
% of Patients satisfied with the dentistry they have received	0	0	N/A	91.0%	90.4%	93.2%
% of Patients satisfied with the time they had to wait for an appointment	0	0	N/A	83.8%	85.3%	88.8%

* This is based on patients treated on this contract for their most recent course of treatment. Figures in italics indicate the base number of FP17s or Patient Questionnaire responses are less than 100. N/A is shown where the base number of responses is less than 10 during the period. % is calculated as Quantity/Base number*100

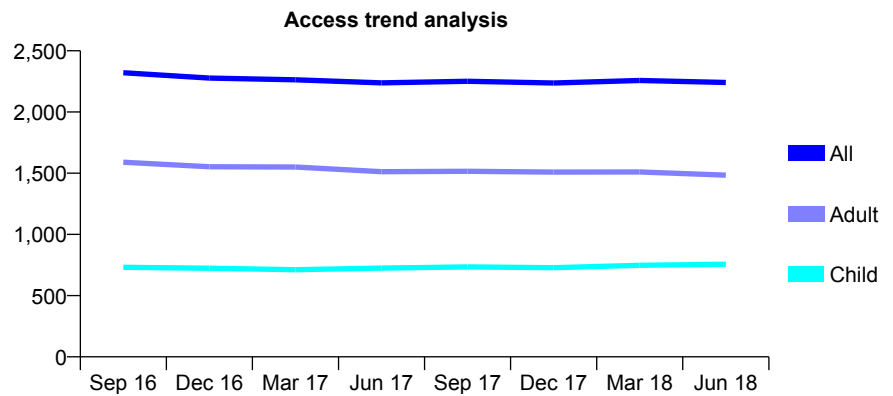
Q61 - Vital Signs At a Glance Contract Report for 763934/0002 - June 2018

Name or company name	Apex Dental Care
Contract type name	GDS Contract
Purpose of contract	General
Contract start date	01/04/2006
Contract end date	

18/19 Contracted general activity (UDA)	5,793
Carry forward general activity (UDA)	0
18/19 Contracted orthodontic activity (UOA)	0
Carry forward orthodontic activity (UOA)	0
Baseline contract value	£164,450.99

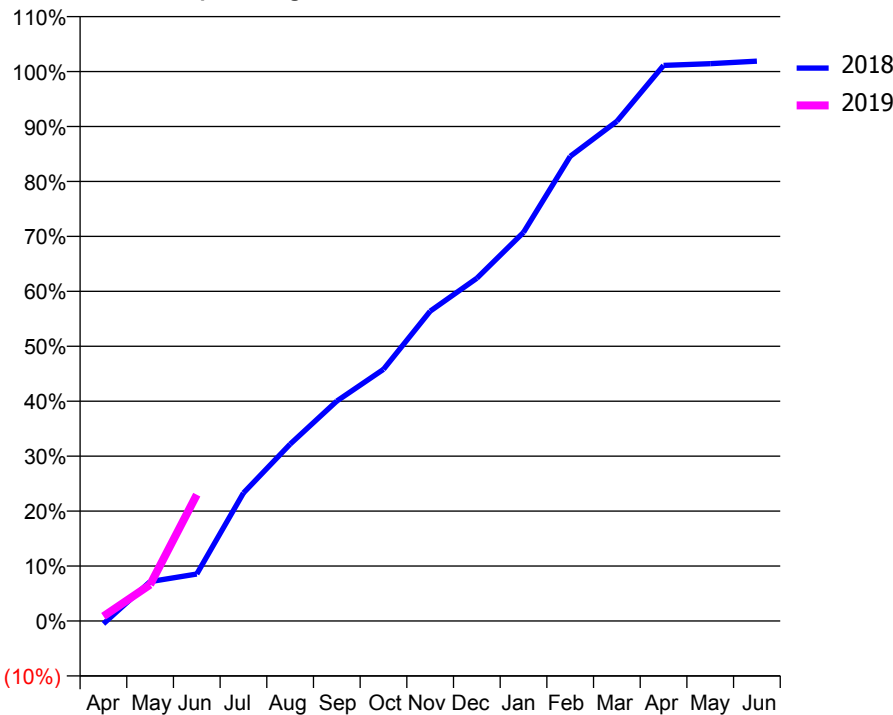
ACCESS*

Patients seen in 24 months	Total	Change since previous quarter
Quarter ending June 2017	2,238	
Quarter ending September 2017	2,251	→
Quarter ending December 2017	2,237	→
Quarter ending March 2018	2,258	→
Quarter ending June 2018	2,241	→
Variance since June 2017	0.1%	→



ACTIVITY

Cumulative percentage of contracted UDA delivered 2018 & 2019



Month	Adjusted Scheduled Activity (UDA)	
	2018	2019
April	-30	49
May	415	383
June	496	1,332
July	1,350	
August	1,865	
September	2,319	
October	2,653	
November	3,267	
December	3,613	
January	4,097	
February	4,898	
March	5,268	
April	5,857	
May	5,876	
June	5,902	

QUALITY

	Quantity	Base Number	Contract	AT	Region	England
% of FP17s for the same patient ID Re-attending within 3 months - Children	30	322	9.3%	10.5%	11.5%	11.5%
% of FP17s for the same patient ID Re-attending within 3 months - Adults	74	511	14.5%	15.7%	16.6%	15.4%
% of FP17s for the same patient ID Re-attending between 3 & 9 months - Children	122	322	37.9%	44.8%	48.8%	58.9%
% of FP17s for the same patient ID Re-attending between 3 & 9 months - Adults	173	511	33.9%	37.3%	39.3%	51.6%
% of FP17s for Band 1 Urgent Courses	56	542	10.3%	10.9%	10.6%	8.9%
% of FP17s Relating to Free Repair or Replacements	1	542	0.2%	0.5%	0.5%	0.8%
% of FP17s Relating to Continuations	9	542	1.7%	0.7%	0.7%	0.9%
% of Patients satisfied with the dentistry they have received	0	0	N/A	91.0%	90.4%	93.2%
% of Patients satisfied with the time they had to wait for an appointment	0	0	N/A	83.8%	85.3%	88.8%

* This is based on patients treated on this contract for their most recent course of treatment. Figures in italics indicate the base number of FP17s or Patient Questionnaire responses are less than 100. N/A is shown where the base number of responses is less than 10 during the period. % is calculated as Quantity/Base number*100

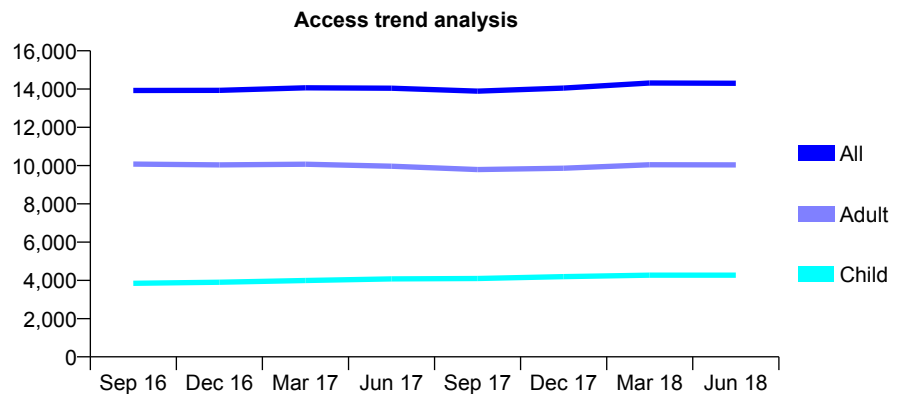
Q61 - Vital Signs At a Glance Contract Report for 764957/0004 - June 2018

Name or company name	Valecha Dental Practice
Contract type name	GDS Contract
Purpose of contract	General
Contract start date	01/04/2006
Contract end date	

18/19 Contracted general activity (UDA)	40,267
Carry forward general activity (UDA)	0
18/19 Contracted orthodontic activity (UOA)	0
Carry forward orthodontic activity (UOA)	0
Baseline contract value	£1,149,969.26

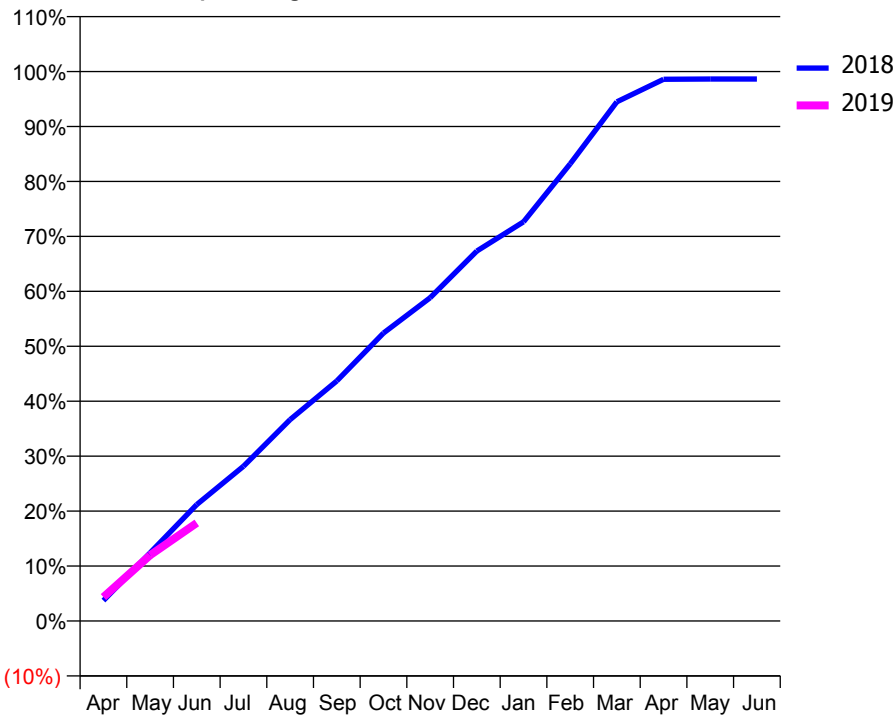
ACCESS*

Patients seen in 24 months	Total	Change since previous quarter
Quarter ending June 2017	14,043	
Quarter ending September 2017	13,890	↓
Quarter ending December 2017	14,049	→
Quarter ending March 2018	14,316	→
Quarter ending June 2018	14,304	→
Variance since June 2017	1.9%	→



ACTIVITY

Cumulative percentage of contracted UDA delivered 2018 & 2019



Month	Adjusted Scheduled Activity (UDA)	
	2018	2019
April	1,502	1,756
May	5,000	4,825
June	8,540	7,182
July	11,336	
August	14,764	
September	17,593	
October	21,105	
November	23,693	
December	27,116	
January	29,251	
February	33,503	
March	38,046	
April	39,696	
May	39,717	
June	39,713	

QUALITY

	Quantity	Base Number	Contract	AT	Region	England
% of FP17s for the same patient ID Re-attending within 3 months - Children	55	1,302	4.2%	10.5%	11.5%	11.5%
% of FP17s for the same patient ID Re-attending within 3 months - Adults	187	2,495	7.5%	15.7%	16.6%	15.4%
% of FP17s for the same patient ID Re-attending between 3 & 9 months - Children	726	1,302	55.8%	44.8%	48.8%	58.9%
% of FP17s for the same patient ID Re-attending between 3 & 9 months - Adults	1,238	2,495	49.6%	37.3%	39.3%	51.6%
% of FP17s for Band 1 Urgent Courses	142	3,245	4.4%	10.9%	10.6%	8.9%
% of FP17s Relating to Free Repair or Replacements	22	3,245	0.7%	0.5%	0.5%	0.8%
% of FP17s Relating to Continuations	6	3,245	0.2%	0.7%	0.7%	0.9%
% of Patients satisfied with the dentistry they have received	4	4	N/A	91.0%	90.4%	93.2%
% of Patients satisfied with the time they had to wait for an appointment	3	4	N/A	83.8%	85.3%	88.8%

* This is based on patients treated on this contract for their most recent course of treatment. Figures in italics indicate the base number of FP17s or Patient Questionnaire responses are less than 100. N/A is shown where the base number of responses is less than 10 during the period. % is calculated as Quantity/Base number*100

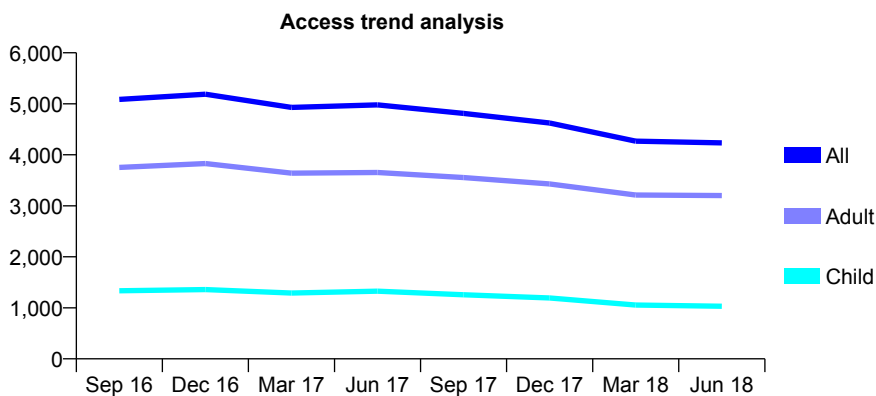
Q61 - Vital Signs At a Glance Contract Report for 765805/0001 - June 2018

Name or company name	MR JR KANOGO
Contract type name	GDS Contract
Purpose of contract	General
Contract start date	01/04/2006
Contract end date	

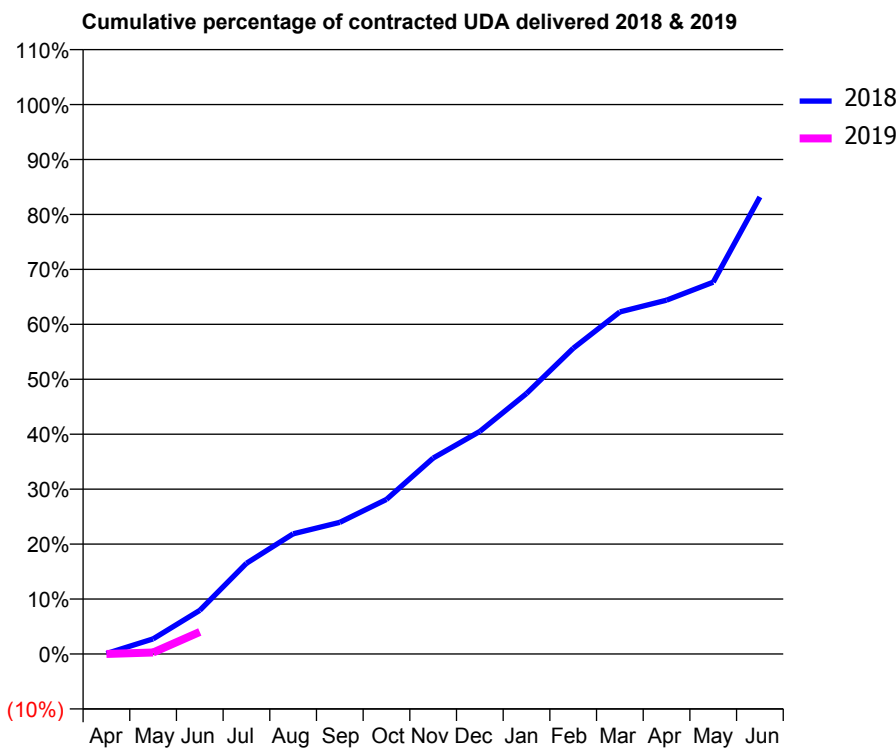
18/19 Contracted general activity (UDA)	13,708
Carry forward general activity (UDA)	0
18/19 Contracted orthodontic activity (UOA)	0
Carry forward orthodontic activity (UOA)	0
Baseline contract value	£361,372.21

ACCESS*

Patients seen in 24 months	Total	Change since previous quarter
Quarter ending June 2017	4,980	
Quarter ending September 2017	4,811	↓
Quarter ending December 2017	4,623	↓
Quarter ending March 2018	4,267	↓
Quarter ending June 2018	4,233	→
Variance since June 2017	(15.0%)	↓



ACTIVITY



Month	Adjusted Scheduled Activity (UDA)	
	2018	2019
April	13	0
May	379	37
June	1,088	549
July	2,263	
August	2,998	
September	3,286	
October	3,856	
November	4,889	
December	5,552	
January	6,500	
February	7,626	
March	8,534	
April	8,828	
May	9,277	
June	11,401	

QUALITY

	Quantity	Base Number	Contract	AT	Region	England
% of FP17s for the same patient ID Re-attending within 3 months - Children	16	206	7.8%	10.5%	11.5%	11.5%
% of FP17s for the same patient ID Re-attending within 3 months - Adults	74	746	9.9%	15.7%	16.6%	15.4%
% of FP17s for the same patient ID Re-attending between 3 & 9 months - Children	44	206	21.4%	44.8%	48.8%	58.9%
% of FP17s for the same patient ID Re-attending between 3 & 9 months - Adults	197	746	26.4%	37.3%	39.3%	51.6%
% of FP17s for Band 1 Urgent Courses	0	217	0.0%	10.9%	10.6%	8.9%
% of FP17s Relating to Free Repair or Replacements	0	217	0.0%	0.5%	0.5%	0.8%
% of FP17s Relating to Continuations	0	217	0.0%	0.7%	0.7%	0.9%
% of Patients satisfied with the dentistry they have received	3	5	N/A	91.0%	90.4%	93.2%
% of Patients satisfied with the time they had to wait for an appointment	3	5	N/A	83.8%	85.3%	88.8%

* This is based on patients treated on this contract for their most recent course of treatment. Figures in italics indicate the base number of FP17s or Patient Questionnaire responses are less than 100. N/A is shown where the base number of responses is less than 10 during the period. % is calculated as Quantity/Base number*100

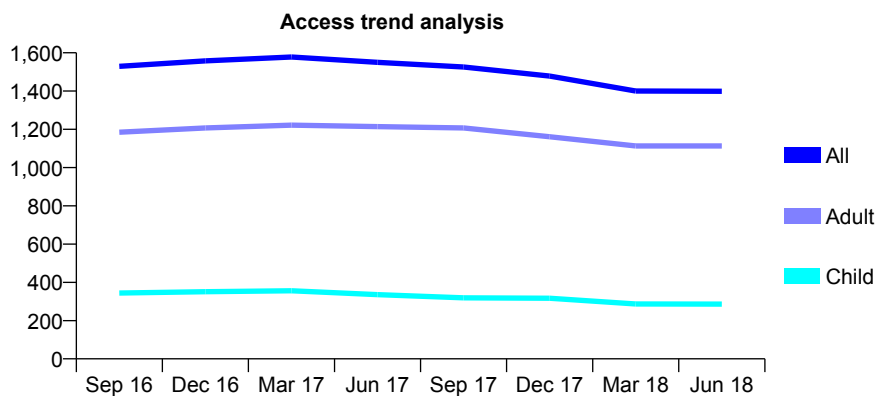
Q61 - Vital Signs At a Glance Contract Report for 766038/0001 - June 2018

Name or company name	MR VO AKINSOLA
Contract type name	GDS Contract
Purpose of contract	General
Contract start date	01/04/2006
Contract end date	

18/19 Contracted general activity (UDA)	6,225
Carry forward general activity (UDA)	0
18/19 Contracted orthodontic activity (UOA)	0
Carry forward orthodontic activity (UOA)	0
Baseline contract value	£199,915.30

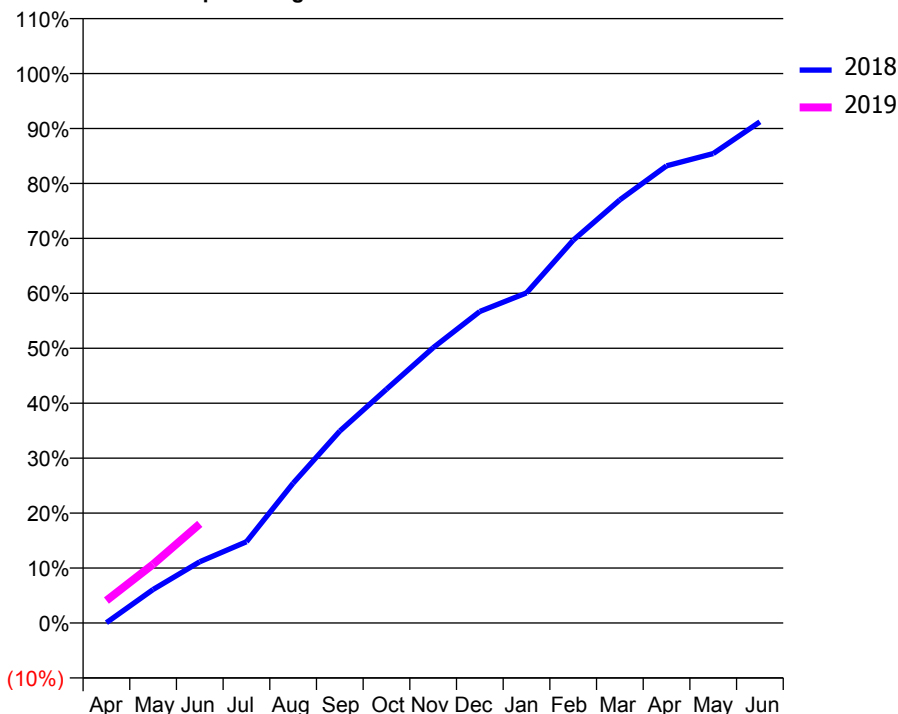
ACCESS*

Patients seen in 24 months	Total	Change since previous quarter
Quarter ending June 2017	1,550	
Quarter ending September 2017	1,526	↓
Quarter ending December 2017	1,478	↓
Quarter ending March 2018	1,400	↓
Quarter ending June 2018	1,399	→
Variance since June 2017	(9.7%)	↓



ACTIVITY

Cumulative percentage of contracted UDA delivered 2018 & 2019



Month	Adjusted Scheduled Activity (UDA)	
	2018	2019
April	4	254
May	379	666
June	694	1,123
July	920	
August	1,584	
September	2,174	
October	2,649	
November	3,119	
December	3,529	
January	3,739	
February	4,336	
March	4,793	
April	5,179	
May	5,319	
June	5,678	

QUALITY

	Quantity	Base Number	Contract	AT	Region	England
% of FP17s for the same patient ID Re-attending within 3 months - Children	4	72	5.6%	10.5%	11.5%	11.5%
% of FP17s for the same patient ID Re-attending within 3 months - Adults	58	299	19.4%	15.7%	16.6%	15.4%
% of FP17s for the same patient ID Re-attending between 3 & 9 months - Children	14	72	19.4%	44.8%	48.8%	58.9%
% of FP17s for the same patient ID Re-attending between 3 & 9 months - Adults	63	299	21.1%	37.3%	39.3%	51.6%
% of FP17s for Band 1 Urgent Courses	29	234	12.4%	10.9%	10.6%	8.9%
% of FP17s Relating to Free Repair or Replacements	1	234	0.4%	0.5%	0.5%	0.8%
% of FP17s Relating to Continuations	0	234	0.0%	0.7%	0.7%	0.9%
% of Patients satisfied with the dentistry they have received	0	0	N/A	91.0%	90.4%	93.2%
% of Patients satisfied with the time they had to wait for an appointment	0	0	N/A	83.8%	85.3%	88.8%

* This is based on patients treated on this contract for their most recent course of treatment. Figures in italics indicate the base number of FP17s or Patient Questionnaire responses are less than 100. N/A is shown where the base number of responses is less than 10 during the period. % is calculated as Quantity/Base number*100

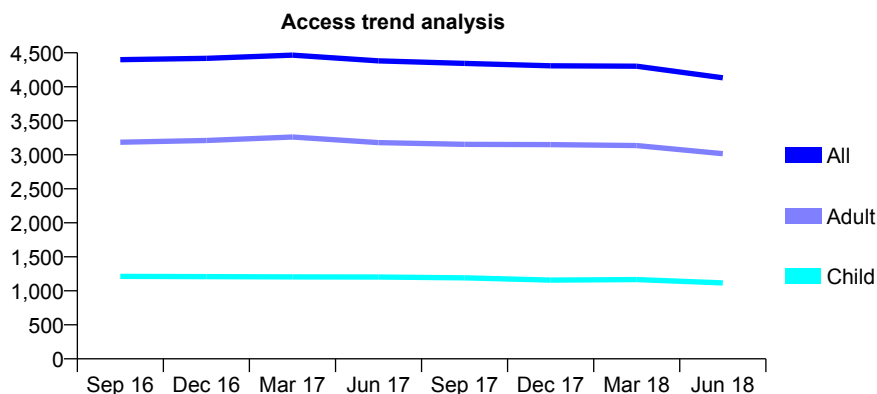
Q61 - Vital Signs At a Glance Contract Report for 766895/0003 - June 2018

Name or company name	MR M SOLTAN MOHAMMADI KHAYAT
Contract type name	GDS Contract
Purpose of contract	General
Contract start date	01/04/2006
Contract end date	

18/19 Contracted general activity (UDA)	15,725
Carry forward general activity (UDA)	0
18/19 Contracted orthodontic activity (UOA)	0
Carry forward orthodontic activity (UOA)	0
Baseline contract value	£397,221.02

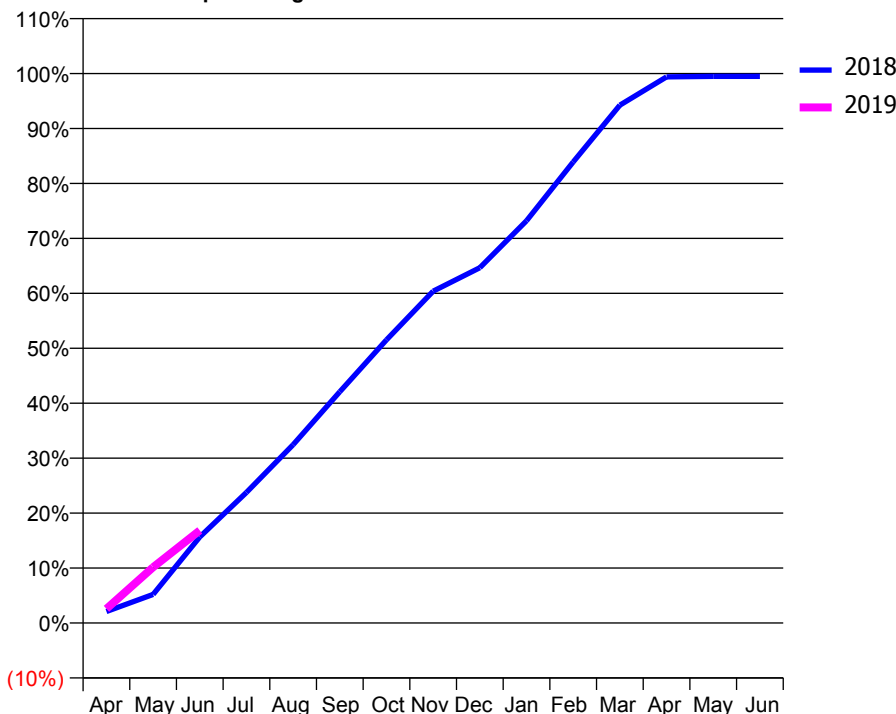
ACCESS*

Patients seen in 24 months	Total	Change since previous quarter
Quarter ending June 2017	4,382	
Quarter ending September 2017	4,345	→
Quarter ending December 2017	4,308	→
Quarter ending March 2018	4,303	→
Quarter ending June 2018	4,133	↓
Variance since June 2017	(5.7%)	↓



ACTIVITY

Cumulative percentage of contracted UDA delivered 2018 & 2019



Adjusted Scheduled Activity (UDA)

Month	2018	2019
April	330	407
May	817	1,596
June	2,462	2,649
July	3,738	
August	5,104	
September	6,618	
October	8,105	
November	9,496	
December	10,166	
January	11,509	
February	13,193	
March	14,819	
April	15,630	
May	15,643	
June	15,643	

QUALITY

	Quantity	Base Number	Contract	AT	Region	England
% of FP17s for the same patient ID Re-attending within 3 months - Children	22	269	8.2%	10.5%	11.5%	11.5%
% of FP17s for the same patient ID Re-attending within 3 months - Adults	68	603	11.3%	15.7%	16.6%	15.4%
% of FP17s for the same patient ID Re-attending between 3 & 9 months - Children	126	269	46.8%	44.8%	48.8%	58.9%
% of FP17s for the same patient ID Re-attending between 3 & 9 months - Adults	207	603	34.3%	37.3%	39.3%	51.6%
% of FP17s for Band 1 Urgent Courses	87	695	12.5%	10.9%	10.6%	8.9%
% of FP17s Relating to Free Repair or Replacements	0	695	0.0%	0.5%	0.5%	0.8%
% of FP17s Relating to Continuations	3	695	0.4%	0.7%	0.7%	0.9%
% of Patients satisfied with the dentistry they have received	0	0	N/A	91.0%	90.4%	93.2%
% of Patients satisfied with the time they had to wait for an appointment	0	0	N/A	83.8%	85.3%	88.8%

* This is based on patients treated on this contract for their most recent course of treatment. Figures in italics indicate the base number of FP17s or Patient Questionnaire responses are less than 100. N/A is shown where the base number of responses is less than 10 during the period. % is calculated as Quantity/Base number*100

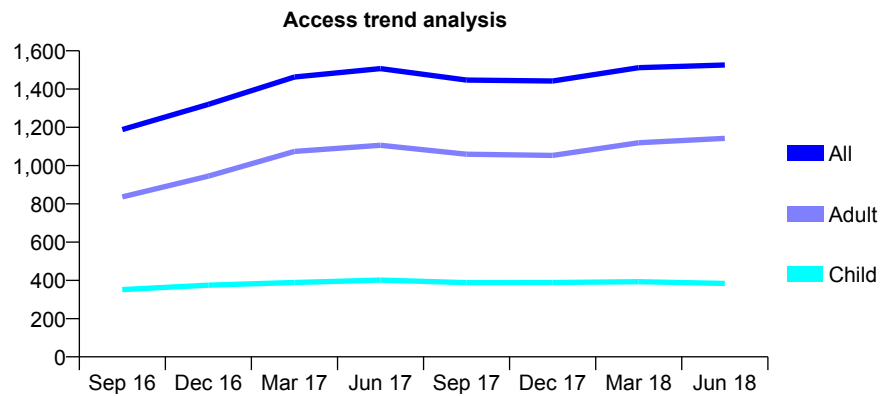
Q61 - Vital Signs At a Glance Contract Report for 766895/0005 - June 2018

Name or company name	MR M SOLTAN MOHAMMADI KHAYAT
Contract type name	GDS Contract
Purpose of contract	General
Contract start date	01/06/2015
Contract end date	

18/19 Contracted general activity (UDA)	5,000
Carry forward general activity (UDA)	0
18/19 Contracted orthodontic activity (UOA)	0
Carry forward orthodontic activity (UOA)	0
Baseline contract value	£160,820.88

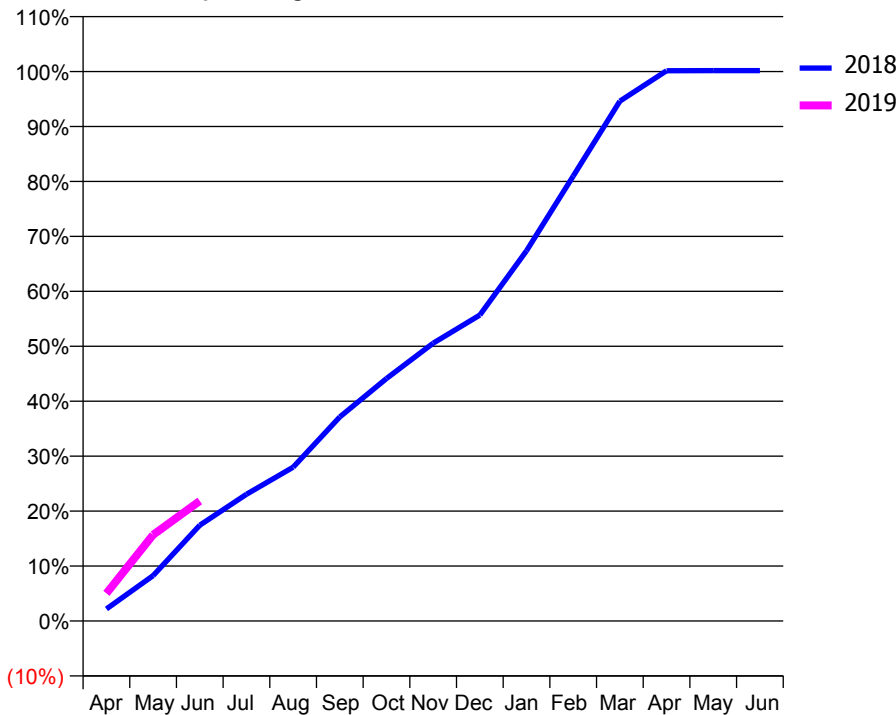
ACCESS*

Patients seen in 24 months	Total	Change since previous quarter
Quarter ending June 2017	1,507	
Quarter ending September 2017	1,447	↓
Quarter ending December 2017	1,442	→
Quarter ending March 2018	1,512	↑
Quarter ending June 2018	1,526	→
Variance since June 2017	1.3%	→



ACTIVITY

Cumulative percentage of contracted UDA delivered 2018 & 2019



Month	Adjusted Scheduled Activity (UDA)	
	2018	2019
April	110	252
May	413	785
June	872	1,093
July	1,154	
August	1,400	
September	1,857	
October	2,207	
November	2,529	
December	2,784	
January	3,369	
February	4,049	
March	4,730	
April	5,006	
May	5,008	
June	5,008	

QUALITY

	Quantity	Base Number	Contract	AT	Region	England
% of FP17s for the same patient ID Re-attending within 3 months - Children	10	103	9.7%	10.5%	11.5%	11.5%
% of FP17s for the same patient ID Re-attending within 3 months - Adults	38	241	15.8%	15.7%	16.6%	15.4%
% of FP17s for the same patient ID Re-attending between 3 & 9 months - Children	35	103	34.0%	44.8%	48.8%	58.9%
% of FP17s for the same patient ID Re-attending between 3 & 9 months - Adults	50	241	20.7%	37.3%	39.3%	51.6%
% of FP17s for Band 1 Urgent Courses	16	295	5.4%	10.9%	10.6%	8.9%
% of FP17s Relating to Free Repair or Replacements	0	295	0.0%	0.5%	0.5%	0.8%
% of FP17s Relating to Continuations	0	295	0.0%	0.7%	0.7%	0.9%
% of Patients satisfied with the dentistry they have received	1	1	N/A	91.0%	90.4%	93.2%
% of Patients satisfied with the time they had to wait for an appointment	0	1	N/A	83.8%	85.3%	88.8%

* This is based on patients treated on this contract for their most recent course of treatment. Figures in italics indicate the base number of FP17s or Patient Questionnaire responses are less than 100. N/A is shown where the base number of responses is less than 10 during the period. % is calculated as Quantity/Base number*100

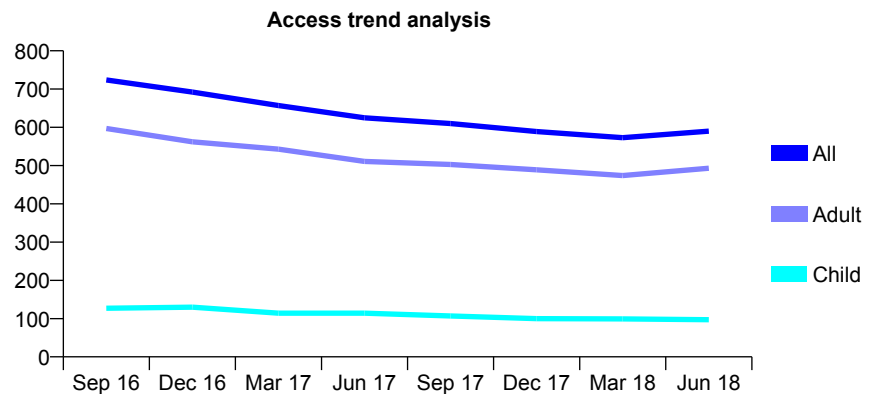
Q61 - Vital Signs At a Glance Contract Report for 769037/0001 - June 2018

Name or company name	MR B VARNAMKHASTY
Contract type name	GDS Contract
Purpose of contract	General
Contract start date	01/04/2006
Contract end date	

18/19 Contracted general activity (UDA)	2,936
Carry forward general activity (UDA)	0
18/19 Contracted orthodontic activity (UOA)	0
Carry forward orthodontic activity (UOA)	0
Baseline contract value	£95,907.51

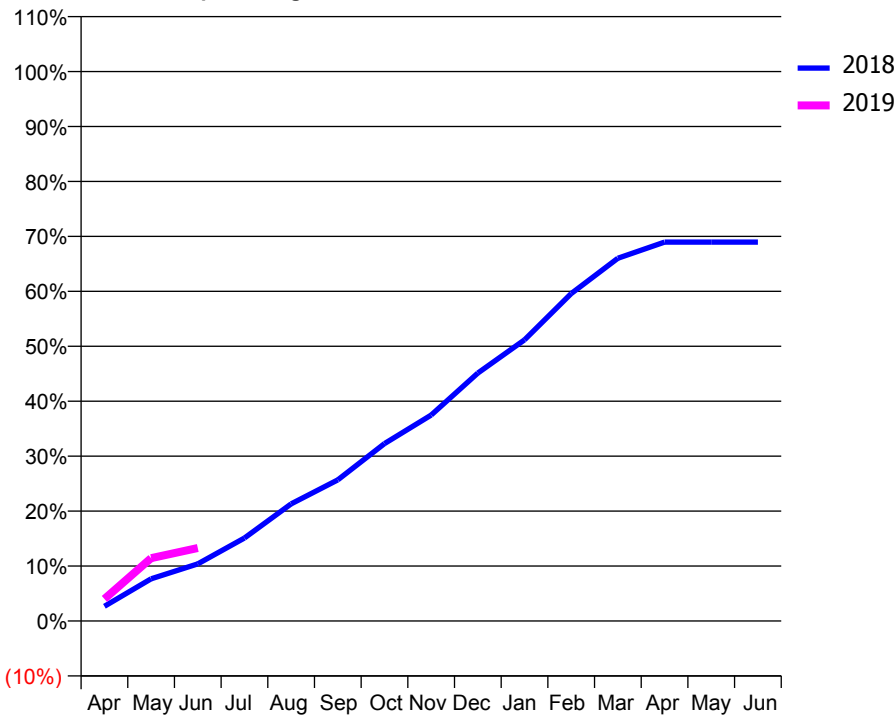
ACCESS*

Patients seen in 24 months	Total	Change since previous quarter
Quarter ending June 2017	625	
Quarter ending September 2017	610	↓
Quarter ending December 2017	589	↓
Quarter ending March 2018	573	↓
Quarter ending June 2018	590	↑
Variance since June 2017	(5.6%)	↓



ACTIVITY

Cumulative percentage of contracted UDA delivered 2018 & 2019



Month	Adjusted Scheduled Activity (UDA)	
	2018	2019
April	79	118
May	225	336
June	305	390
July	443	
August	626	
September	754	
October	948	
November	1,100	
December	1,325	
January	1,502	
February	1,749	
March	1,938	
April	2,024	
May	2,024	
June	2,024	

QUALITY

	Quantity	Base Number	Contract	AT	Region	England
% of FP17s for the same patient ID Re-attending within 3 months - Children	1	29	3.4%	10.5%	11.5%	11.5%
% of FP17s for the same patient ID Re-attending within 3 months - Adults	7	115	6.1%	15.7%	16.6%	15.4%
% of FP17s for the same patient ID Re-attending between 3 & 9 months - Children	18	29	62.1%	44.8%	48.8%	58.9%
% of FP17s for the same patient ID Re-attending between 3 & 9 months - Adults	34	115	29.6%	37.3%	39.3%	51.6%
% of FP17s for Band 1 Urgent Courses	11	118	9.3%	10.9%	10.6%	8.9%
% of FP17s Relating to Free Repair or Replacements	1	118	0.8%	0.5%	0.5%	0.8%
% of FP17s Relating to Continuations	0	118	0.0%	0.7%	0.7%	0.9%
% of Patients satisfied with the dentistry they have received	0	0	N/A	91.0%	90.4%	93.2%
% of Patients satisfied with the time they had to wait for an appointment	0	0	N/A	83.8%	85.3%	88.8%

* This is based on patients treated on this contract for their most recent course of treatment. Figures in italics indicate the base number of FP17s or Patient Questionnaire responses are less than 100. N/A is shown where the base number of responses is less than 10 during the period. % is calculated as Quantity/Base number*100

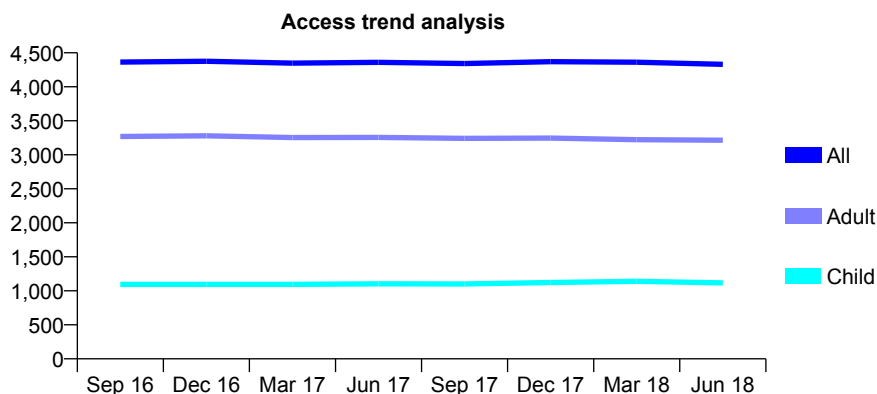
Q61 - Vital Signs At a Glance Contract Report for 769568/0001 - June 2018

Name or company name	MRS M RAFIEE
Contract type name	GDS Contract
Purpose of contract	General
Contract start date	01/04/2006
Contract end date	

18/19 Contracted general activity (UDA)	12,620
Carry forward general activity (UDA)	0
18/19 Contracted orthodontic activity (UOA)	0
Carry forward orthodontic activity (UOA)	0
Baseline contract value	£362,621.71

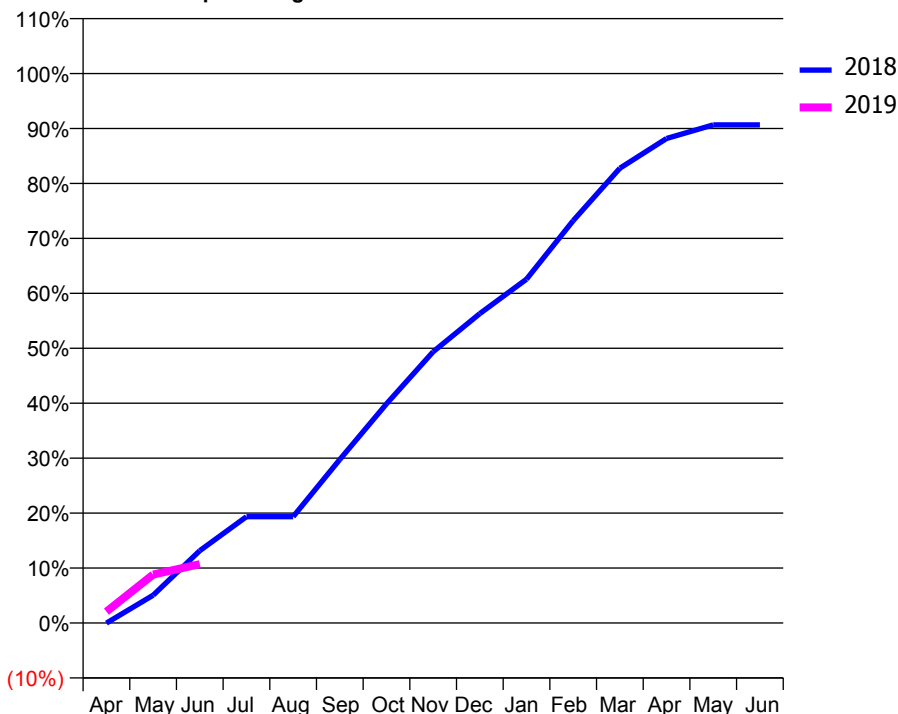
ACCESS*

Patients seen in 24 months	Total	Change since previous quarter
Quarter ending June 2017	4,359	
Quarter ending September 2017	4,343	→
Quarter ending December 2017	4,369	→
Quarter ending March 2018	4,362	→
Quarter ending June 2018	4,330	→
Variance since June 2017	(0.7%)	→



ACTIVITY

Cumulative percentage of contracted UDA delivered 2018 & 2019



Month	Adjusted Scheduled Activity (UDA)	
	2018	2019
April	-6	261
May	639	1,113
June	1,662	1,353
July	2,443	
August	2,443	
September	3,756	
October	5,034	
November	6,230	
December	7,108	
January	7,895	
February	9,242	
March	10,445	
April	11,128	
May	11,441	
June	11,441	

QUALITY

	Quantity	Base Number	Contract	AT	Region	England
% of FP17s for the same patient ID Re-attending within 3 months - Children	15	241	6.2%	10.5%	11.5%	11.5%
% of FP17s for the same patient ID Re-attending within 3 months - Adults	69	673	10.3%	15.7%	16.6%	15.4%
% of FP17s for the same patient ID Re-attending between 3 & 9 months - Children	106	241	44.0%	44.8%	48.8%	58.9%
% of FP17s for the same patient ID Re-attending between 3 & 9 months - Adults	232	673	34.5%	37.3%	39.3%	51.6%
% of FP17s for Band 1 Urgent Courses	52	520	10.0%	10.9%	10.6%	8.9%
% of FP17s Relating to Free Repair or Replacements	1	520	0.2%	0.5%	0.5%	0.8%
% of FP17s Relating to Continuations	6	520	1.2%	0.7%	0.7%	0.9%
% of Patients satisfied with the dentistry they have received	3	3	N/A	91.0%	90.4%	93.2%
% of Patients satisfied with the time they had to wait for an appointment	3	3	N/A	83.8%	85.3%	88.8%

* This is based on patients treated on this contract for their most recent course of treatment. Figures in italics indicate the base number of FP17s or Patient Questionnaire responses are less than 100. N/A is shown where the base number of responses is less than 10 during the period. % is calculated as Quantity/Base number*100

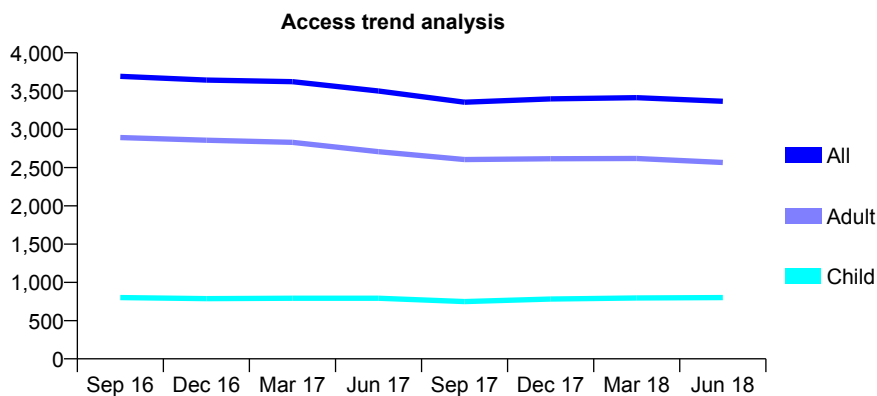
Q61 - Vital Signs At a Glance Contract Report for 778249/0001 - June 2018

Name or company name	MISS RJ SANGHVI
Contract type name	GDS Contract
Purpose of contract	General
Contract start date	01/09/2011
Contract end date	

18/19 Contracted general activity (UDA)	8,726
Carry forward general activity (UDA)	0
18/19 Contracted orthodontic activity (UOA)	0
Carry forward orthodontic activity (UOA)	0
Baseline contract value	£209,913.23

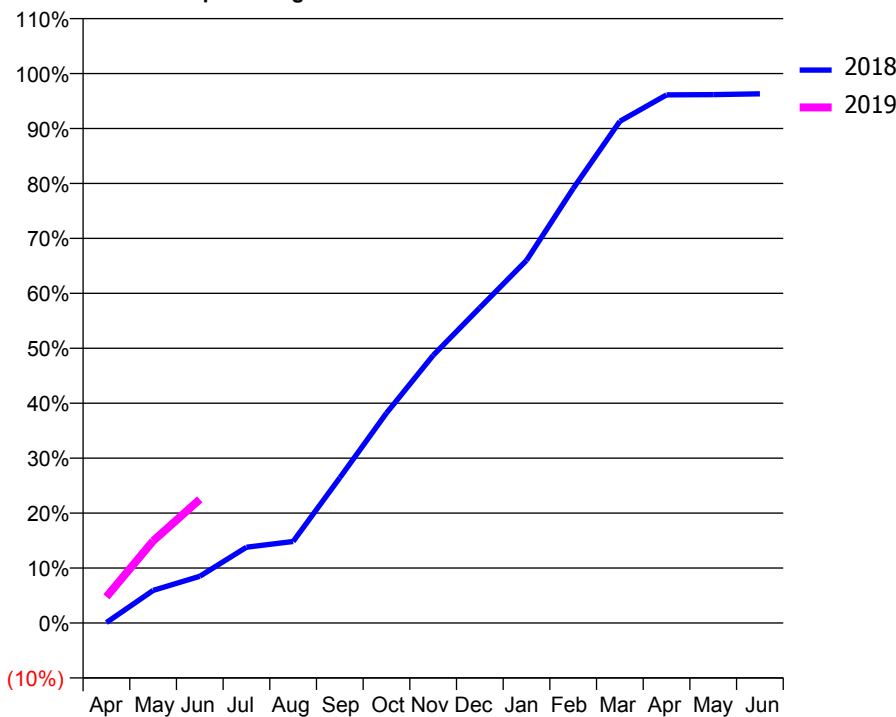
ACCESS*

Patients seen in 24 months	Total	Change since previous quarter
Quarter ending June 2017	3,500	
Quarter ending September 2017	3,354	↓
Quarter ending December 2017	3,397	→
Quarter ending March 2018	3,413	→
Quarter ending June 2018	3,367	↓
Variance since June 2017	(3.8%)	↓



ACTIVITY

Cumulative percentage of contracted UDA delivered 2018 & 2019



Month	Adjusted Scheduled Activity (UDA)	
	2018	2019
April	7	416
May	519	1,304
June	741	1,964
July	1,203	
August	1,295	
September	2,306	
October	3,333	
November	4,251	
December	5,006	
January	5,758	
February	6,899	
March	7,967	
April	8,387	
May	8,391	
June	8,404	

QUALITY

	Quantity	Base Number	Contract	AT	Region	England
% of FP17s for the same patient ID Re-attending within 3 months - Children	28	271	10.3%	10.5%	11.5%	11.5%
% of FP17s for the same patient ID Re-attending within 3 months - Adults	104	616	16.9%	15.7%	16.6%	15.4%
% of FP17s for the same patient ID Re-attending between 3 & 9 months - Children	115	271	42.4%	44.8%	48.8%	58.9%
% of FP17s for the same patient ID Re-attending between 3 & 9 months - Adults	200	616	32.5%	37.3%	39.3%	51.6%
% of FP17s for Band 1 Urgent Courses	92	761	12.1%	10.9%	10.6%	8.9%
% of FP17s Relating to Free Repair or Replacements	6	761	0.8%	0.5%	0.5%	0.8%
% of FP17s Relating to Continuations	5	761	0.7%	0.7%	0.7%	0.9%
% of Patients satisfied with the dentistry they have received	1	1	N/A	91.0%	90.4%	93.2%
% of Patients satisfied with the time they had to wait for an appointment	1	1	N/A	83.8%	85.3%	88.8%

* This is based on patients treated on this contract for their most recent course of treatment. Figures in italics indicate the base number of FP17s or Patient Questionnaire responses are less than 100. N/A is shown where the base number of responses is less than 10 during the period. % is calculated as Quantity/Base number*100

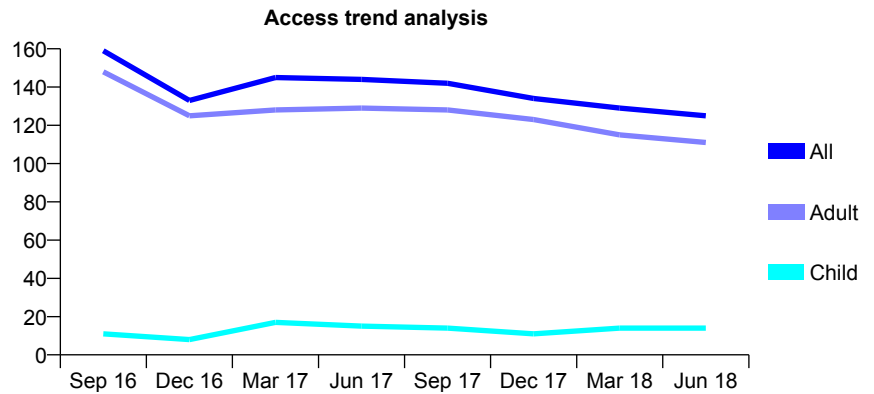
Q61 - Vital Signs At a Glance Contract Report for 781800/0001 - June 2018

Name or company name	MR B NISAR
Contract type name	GDS Contract
Purpose of contract	General
Contract start date	28/07/2011
Contract end date	

18/19 Contracted general activity (UDA)	325
Carry forward general activity (UDA)	0
18/19 Contracted orthodontic activity (UOA)	0
Carry forward orthodontic activity (UOA)	0
Baseline contract value	£7,507.37

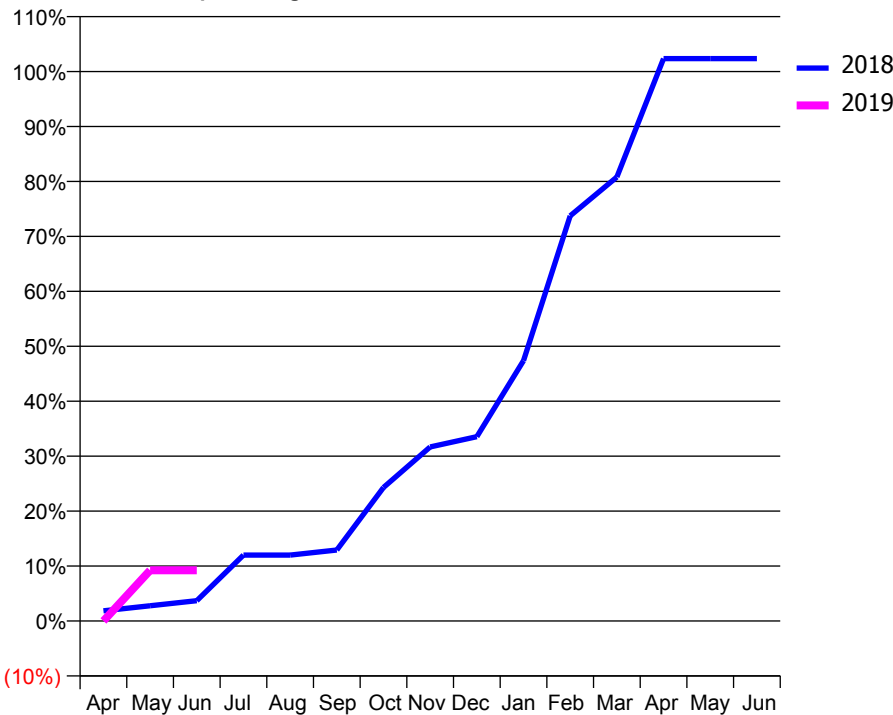
ACCESS*

Patients seen in 24 months	Total	Change since previous quarter
Quarter ending June 2017	144	
Quarter ending September 2017	142	↓
Quarter ending December 2017	134	↓
Quarter ending March 2018	129	↓
Quarter ending June 2018	125	↓
Variance since June 2017	(13.2%)	↓



ACTIVITY

Cumulative percentage of contracted UDA delivered 2018 & 2019



Month	Adjusted Scheduled Activity (UDA)	
	2018	2019
April	6	0
May	9	30
June	12	30
July	39	
August	39	
September	42	
October	79	
November	103	
December	109	
January	154	
February	240	
March	263	
April	333	
May	333	
June	333	

QUALITY

	Quantity	Base Number	Contract	AT	Region	England
% of FP17s for the same patient ID Re-attending within 3 months - Children	0	0	N/A	10.5%	11.5%	11.5%
% of FP17s for the same patient ID Re-attending within 3 months - Adults	1	13	7.7%	15.7%	16.6%	15.4%
% of FP17s for the same patient ID Re-attending between 3 & 9 months - Children	0	0	N/A	44.8%	48.8%	58.9%
% of FP17s for the same patient ID Re-attending between 3 & 9 months - Adults	3	13	23.1%	37.3%	39.3%	51.6%
% of FP17s for Band 1 Urgent Courses	0	4	0.0%	10.9%	10.6%	8.9%
% of FP17s Relating to Free Repair or Replacements	0	4	0.0%	0.5%	0.5%	0.8%
% of FP17s Relating to Continuations	0	4	0.0%	0.7%	0.7%	0.9%
% of Patients satisfied with the dentistry they have received	0	0	N/A	91.0%	90.4%	93.2%
% of Patients satisfied with the time they had to wait for an appointment	0	0	N/A	83.8%	85.3%	88.8%

* This is based on patients treated on this contract for their most recent course of treatment. Figures in italics indicate the base number of FP17s or Patient Questionnaire responses are less than 100. N/A is shown where the base number of responses is less than 10 during the period. % is calculated as Quantity/Base number*100

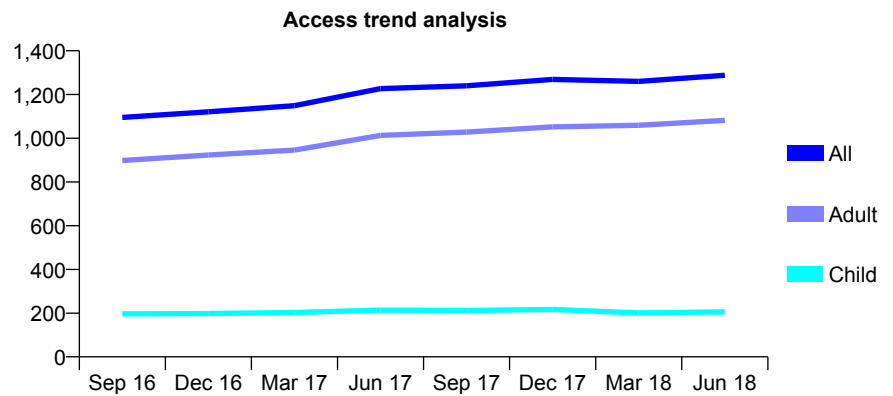
Q61 - Vital Signs At a Glance Contract Report for 782874/0001 - June 2018

Name or company name	MR DR SADOH
Contract type name	GDS Contract
Purpose of contract	General
Contract start date	01/04/2006
Contract end date	

18/19 Contracted general activity (UDA)	4,263
Carry forward general activity (UDA)	0
18/19 Contracted orthodontic activity (UOA)	0
Carry forward orthodontic activity (UOA)	0
Baseline contract value	£153,963.00

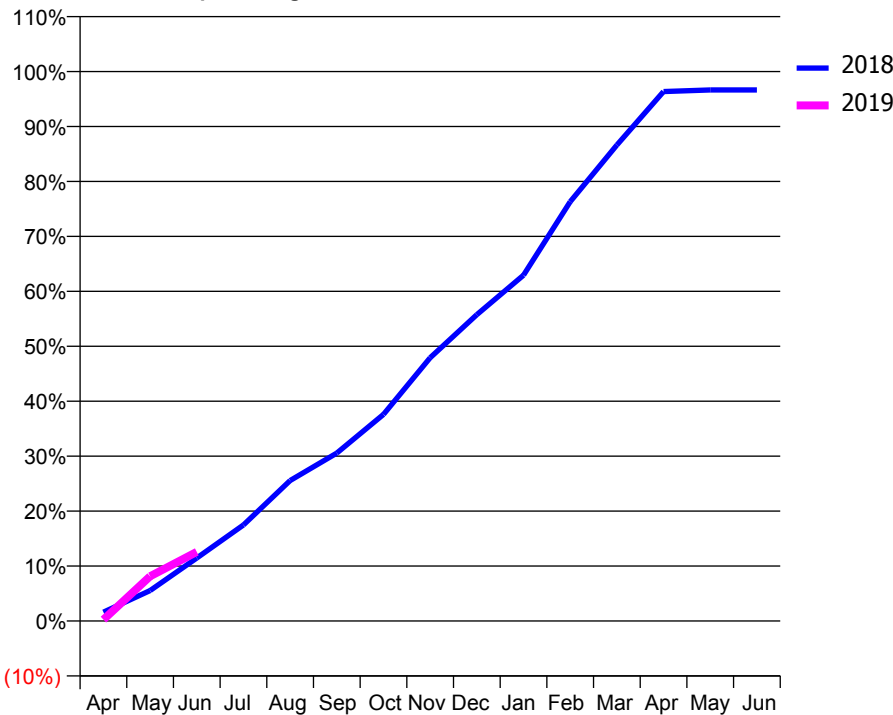
ACCESS*

Patients seen in 24 months	Total	Change since previous quarter
Quarter ending June 2017	1,227	
Quarter ending September 2017	1,240	→
Quarter ending December 2017	1,269	↑
Quarter ending March 2018	1,260	→
Quarter ending June 2018	1,288	↑
Variance since June 2017	5.0%	↑



ACTIVITY

Cumulative percentage of contracted UDA delivered 2018 & 2019



Month	Adjusted Scheduled Activity (UDA)	
	2018	2019
April	69	11
May	236	347
June	489	536
July	745	
August	1,090	
September	1,303	
October	1,603	
November	2,042	
December	2,377	
January	2,683	
February	3,253	
March	3,693	
April	4,107	
May	4,119	
June	4,119	

QUALITY

	Quantity	Base Number	Contract	AT	Region	England
% of FP17s for the same patient ID Re-attending within 3 months - Children	1	41	2.4%	10.5%	11.5%	11.5%
% of FP17s for the same patient ID Re-attending within 3 months - Adults	31	215	14.4%	15.7%	16.6%	15.4%
% of FP17s for the same patient ID Re-attending between 3 & 9 months - Children	19	41	46.3%	44.8%	48.8%	58.9%
% of FP17s for the same patient ID Re-attending between 3 & 9 months - Adults	39	215	18.1%	37.3%	39.3%	51.6%
% of FP17s for Band 1 Urgent Courses	76	199	38.2%	10.9%	10.6%	8.9%
% of FP17s Relating to Free Repair or Replacements	0	199	0.0%	0.5%	0.5%	0.8%
% of FP17s Relating to Continuations	0	199	0.0%	0.7%	0.7%	0.9%
% of Patients satisfied with the dentistry they have received	1	1	N/A	91.0%	90.4%	93.2%
% of Patients satisfied with the time they had to wait for an appointment	1	1	N/A	83.8%	85.3%	88.8%

* This is based on patients treated on this contract for their most recent course of treatment. Figures in italics indicate the base number of FP17s or Patient Questionnaire responses are less than 100. N/A is shown where the base number of responses is less than 10 during the period. % is calculated as Quantity/Base number*100

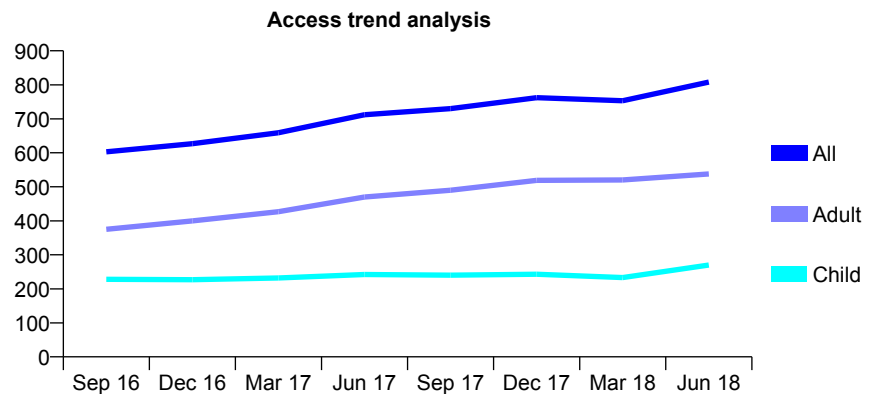
Q61 - Vital Signs At a Glance Contract Report for 783099/0001 - June 2018

Name or company name	Shape Dental Clinic
Contract type name	GDS Contract
Purpose of contract	General
Contract start date	01/12/2007
Contract end date	

18/19 Contracted general activity (UDA)	3,600
Carry forward general activity (UDA)	0
18/19 Contracted orthodontic activity (UOA)	0
Carry forward orthodontic activity (UOA)	0
Baseline contract value	£98,298.63

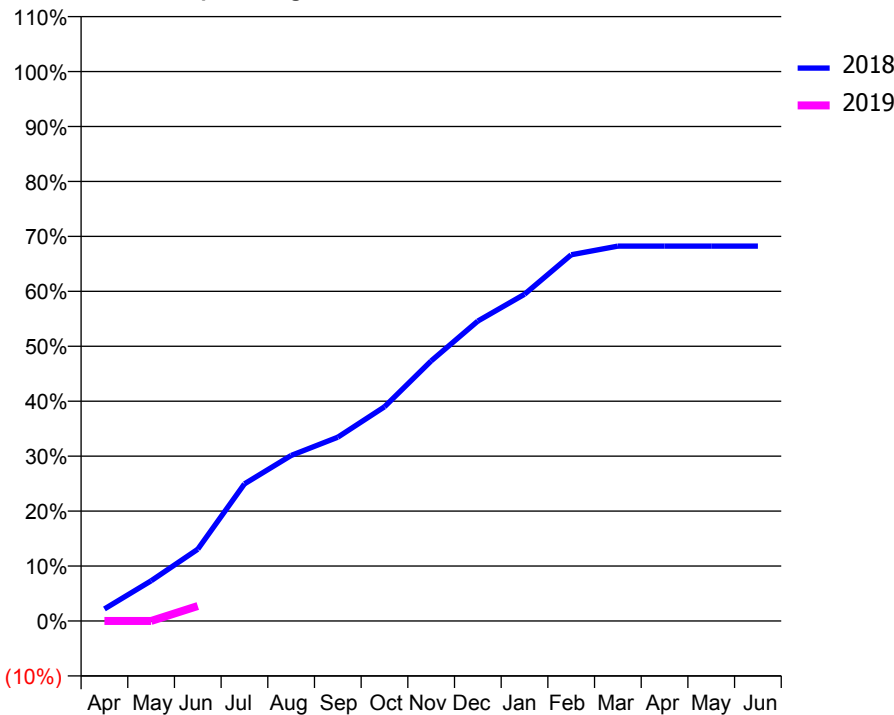
ACCESS*

Patients seen in 24 months	Total	Change since previous quarter
Quarter ending June 2017	712	
Quarter ending September 2017	730	↑
Quarter ending December 2017	762	↑
Quarter ending March 2018	753	↓
Quarter ending June 2018	808	↑
Variance since June 2017	13.5%	↑



ACTIVITY

Cumulative percentage of contracted UDA delivered 2018 & 2019



Adjusted Scheduled Activity (UDA)		
Month	2018	2019
April	79	0
May	263	0
June	471	98
July	899	
August	1,084	
September	1,204	
October	1,403	
November	1,704	
December	1,965	
January	2,141	
February	2,399	
March	2,456	
April	2,456	
May	2,456	
June	2,456	

QUALITY

	Quantity	Base Number	Contract	AT	Region	England
% of FP17s for the same patient ID Re-attending within 3 months - Children	0	20	0.0%	10.5%	11.5%	11.5%
% of FP17s for the same patient ID Re-attending within 3 months - Adults	0	20	0.0%	15.7%	16.6%	15.4%
% of FP17s for the same patient ID Re-attending between 3 & 9 months - Children	3	20	15.0%	44.8%	48.8%	58.9%
% of FP17s for the same patient ID Re-attending between 3 & 9 months - Adults	1	20	5.0%	37.3%	39.3%	51.6%
% of FP17s for Band 1 Urgent Courses	2	40	5.0%	10.9%	10.6%	8.9%
% of FP17s Relating to Free Repair or Replacements	0	40	0.0%	0.5%	0.5%	0.8%
% of FP17s Relating to Continuations	0	40	0.0%	0.7%	0.7%	0.9%
% of Patients satisfied with the dentistry they have received	0	0	N/A	91.0%	90.4%	93.2%
% of Patients satisfied with the time they had to wait for an appointment	0	0	N/A	83.8%	85.3%	88.8%

* This is based on patients treated on this contract for their most recent course of treatment. Figures in italics indicate the base number of FP17s or Patient Questionnaire responses are less than 100. N/A is shown where the base number of responses is less than 10 during the period. % is calculated as Quantity/Base number*100

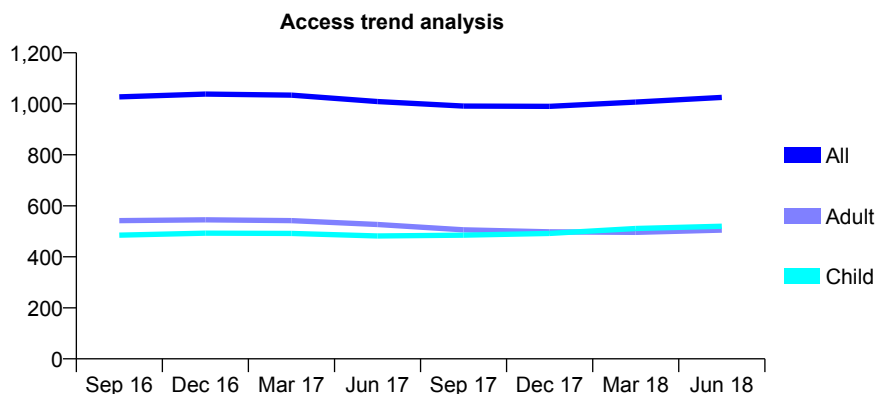
Q61 - Vital Signs At a Glance Contract Report for 785490/0001 - June 2018

Name or company name	MRS FI OLUYANNWO
Contract type name	GDS Contract
Purpose of contract	General
Contract start date	09/11/2009
Contract end date	

18/19 Contracted general activity (UDA)	2,582
Carry forward general activity (UDA)	0
18/19 Contracted orthodontic activity (UOA)	0
Carry forward orthodontic activity (UOA)	0
Baseline contract value	£93,836.54

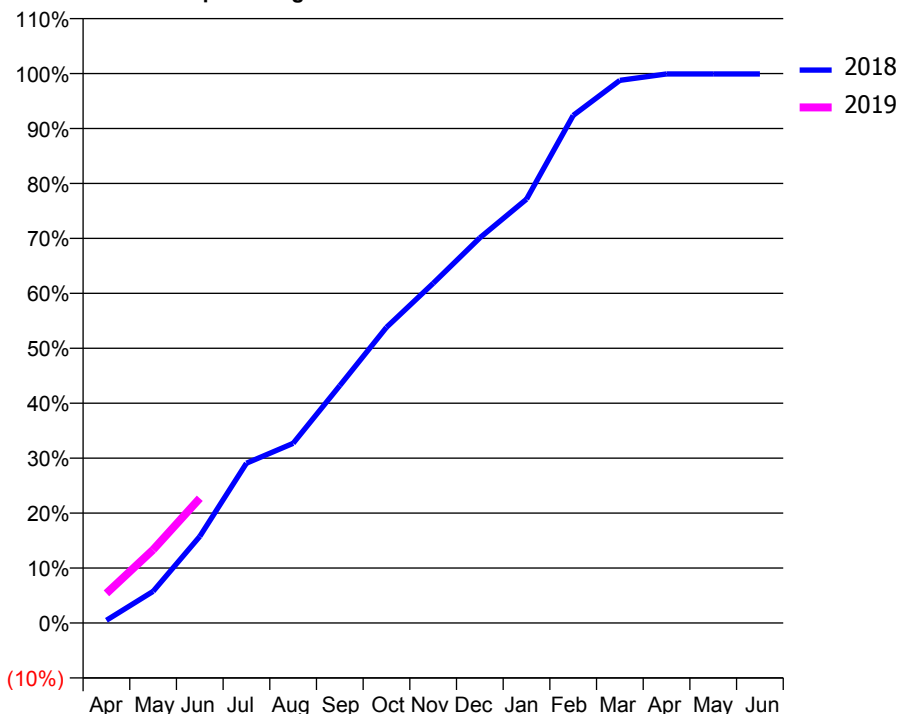
ACCESS*

Patients seen in 24 months	Total	Change since previous quarter
Quarter ending June 2017	1,009	
Quarter ending September 2017	991	↓
Quarter ending December 2017	990	→
Quarter ending March 2018	1,007	→
Quarter ending June 2018	1,025	→
Variance since June 2017	1.6%	→



ACTIVITY

Cumulative percentage of contracted UDA delivered 2018 & 2019



Adjusted Scheduled Activity (UDA)		
Month	2018	2019
April	13	140
May	149	344
June	407	586
July	751	
August	844	
September	1,116	
October	1,389	
November	1,596	
December	1,810	
January	1,992	
February	2,385	
March	2,550	
April	2,580	
May	2,580	
June	2,580	

QUALITY

	Quantity	Base Number	Contract	AT	Region	England
% of FP17s for the same patient ID Re-attending within 3 months - Children	9	181	5.0%	10.5%	11.5%	11.5%
% of FP17s for the same patient ID Re-attending within 3 months - Adults	6	136	4.4%	15.7%	16.6%	15.4%
% of FP17s for the same patient ID Re-attending between 3 & 9 months - Children	106	181	58.6%	44.8%	48.8%	58.9%
% of FP17s for the same patient ID Re-attending between 3 & 9 months - Adults	62	136	45.6%	37.3%	39.3%	51.6%
% of FP17s for Band 1 Urgent Courses	7	295	2.4%	10.9%	10.6%	8.9%
% of FP17s Relating to Free Repair or Replacements	0	295	0.0%	0.5%	0.5%	0.8%
% of FP17s Relating to Continuations	0	295	0.0%	0.7%	0.7%	0.9%
% of Patients satisfied with the dentistry they have received	0	0	N/A	91.0%	90.4%	93.2%
% of Patients satisfied with the time they had to wait for an appointment	0	0	N/A	83.8%	85.3%	88.8%

* This is based on patients treated on this contract for their most recent course of treatment. Figures in italics indicate the base number of FP17s or Patient Questionnaire responses are less than 100. N/A is shown where the base number of responses is less than 10 during the period. % is calculated as Quantity/Base number*100

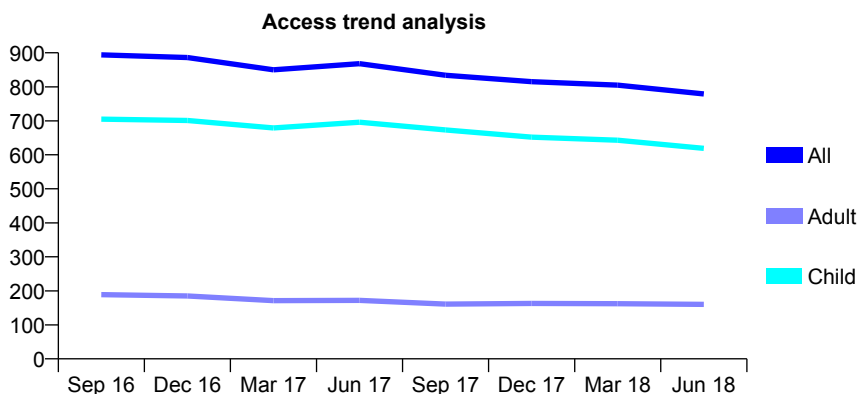
Q61 - Vital Signs At a Glance Contract Report for 785806/0001 - June 2018

Name or company name	MR M BHARDWAJ
Contract type name	GDS Contract
Purpose of contract	General
Contract start date	01/01/2013
Contract end date	

18/19 Contracted general activity (UDA)	1,850
Carry forward general activity (UDA)	0
18/19 Contracted orthodontic activity (UOA)	0
Carry forward orthodontic activity (UOA)	0
Baseline contract value	£48,100.38

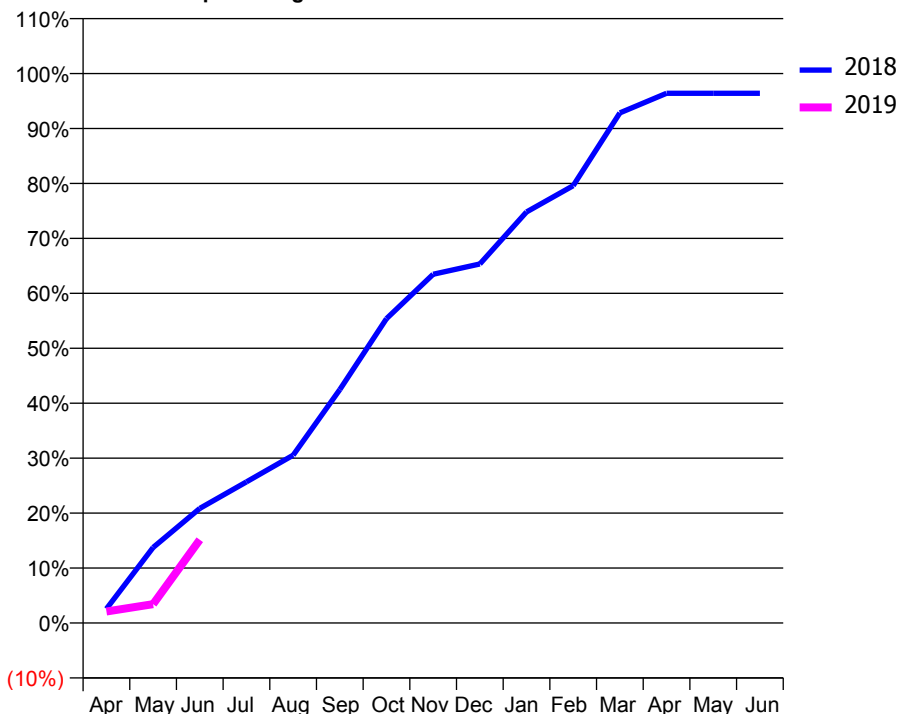
ACCESS*

Patients seen in 24 months	Total	Change since previous quarter
Quarter ending June 2017	868	
Quarter ending September 2017	834	↓
Quarter ending December 2017	815	↓
Quarter ending March 2018	805	↓
Quarter ending June 2018	779	↓
Variance since June 2017	(10.3%)	↓



ACTIVITY

Cumulative percentage of contracted UDA delivered 2018 & 2019



Adjusted Scheduled Activity (UDA)

Month	2018	2019
April	48	39
May	254	64
June	386	280
July	475	
August	565	
September	786	
October	1,025	
November	1,174	
December	1,209	
January	1,384	
February	1,472	
March	1,717	
April	1,784	
May	1,784	
June	1,784	

QUALITY

	Quantity	Base Number	Contract	AT	Region	England
% of FP17s for the same patient ID Re-attending within 3 months - Children	18	171	10.5%	10.5%	11.5%	11.5%
% of FP17s for the same patient ID Re-attending within 3 months - Adults	3	17	17.6%	15.7%	16.6%	15.4%
% of FP17s for the same patient ID Re-attending between 3 & 9 months - Children	74	171	43.3%	44.8%	48.8%	58.9%
% of FP17s for the same patient ID Re-attending between 3 & 9 months - Adults	7	17	41.2%	37.3%	39.3%	51.6%
% of FP17s for Band 1 Urgent Courses	11	166	6.6%	10.9%	10.6%	8.9%
% of FP17s Relating to Free Repair or Replacements	0	166	0.0%	0.5%	0.5%	0.8%
% of FP17s Relating to Continuations	0	166	0.0%	0.7%	0.7%	0.9%
% of Patients satisfied with the dentistry they have received	0	0	N/A	91.0%	90.4%	93.2%
% of Patients satisfied with the time they had to wait for an appointment	0	0	N/A	83.8%	85.3%	88.8%

* This is based on patients treated on this contract for their most recent course of treatment. Figures in italics indicate the base number of FP17s or Patient Questionnaire responses are less than 100. N/A is shown where the base number of responses is less than 10 during the period. % is calculated as Quantity/Base number*100

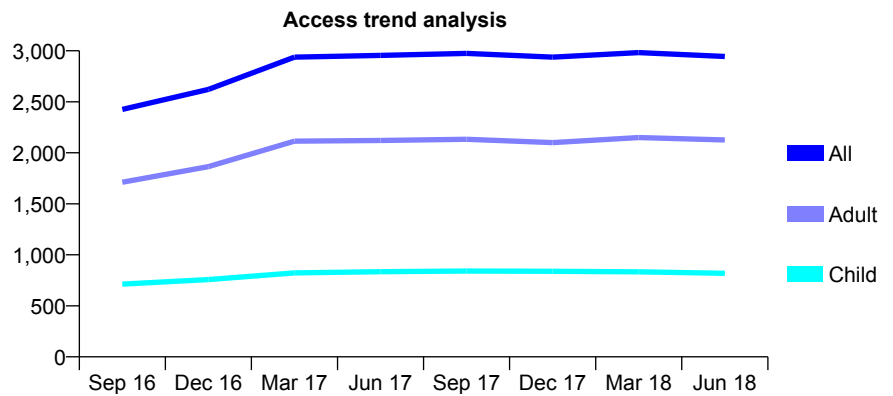
Q61 - Vital Signs At a Glance Contract Report for 785946/0001 - June 2018

Name or company name	MR M BEHNAM
Contract type name	GDS Contract
Purpose of contract	General
Contract start date	01/04/2015
Contract end date	

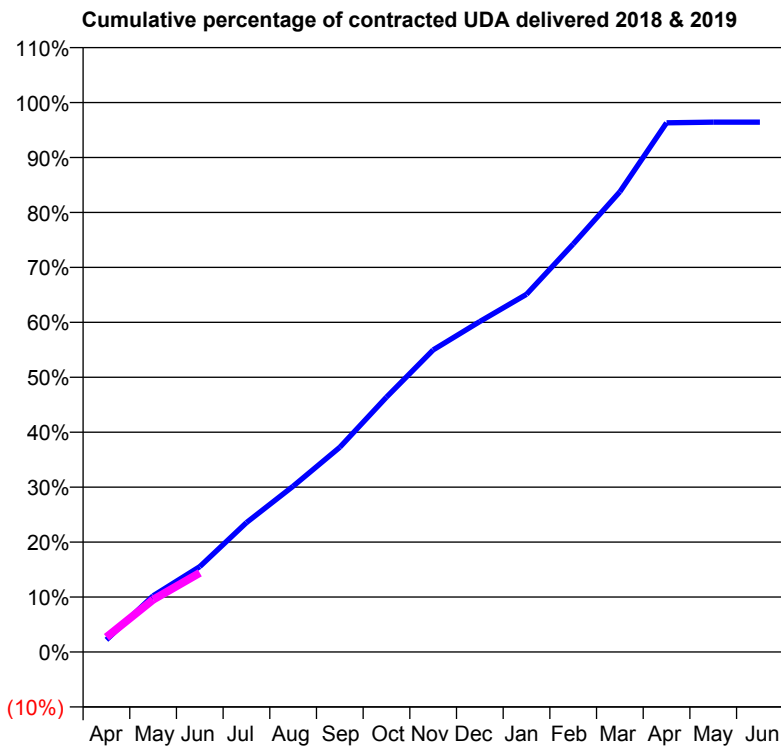
18/19 Contracted general activity (UDA)	9,969
Carry forward general activity (UDA)	0
18/19 Contracted orthodontic activity (UOA)	0
Carry forward orthodontic activity (UOA)	0
Baseline contract value	£243,838.72

ACCESS*

Patients seen in 24 months	Total	Change since previous quarter
Quarter ending June 2017	2,955	
Quarter ending September 2017	2,974	→
Quarter ending December 2017	2,938	↓
Quarter ending March 2018	2,983	→
Quarter ending June 2018	2,945	↓
Variance since June 2017	(0.3%)	→



ACTIVITY



Month	Adjusted Scheduled Activity (UDA)	
	2018	2019
April	221	270
May	1,020	948
June	1,551	1,437
July	2,349	
August	3,008	
September	3,714	
October	4,625	
November	5,481	
December	5,996	
January	6,490	
February	7,400	
March	8,351	
April	9,602	
May	9,614	
June	9,614	

QUALITY

	Quantity	Base Number	Contract	AT	Region	England
% of FP17s for the same patient ID Re-attending within 3 months - Children	27	201	13.4%	10.5%	11.5%	11.5%
% of FP17s for the same patient ID Re-attending within 3 months - Adults	83	570	14.6%	15.7%	16.6%	15.4%
% of FP17s for the same patient ID Re-attending between 3 & 9 months - Children	73	201	36.3%	44.8%	48.8%	58.9%
% of FP17s for the same patient ID Re-attending between 3 & 9 months - Adults	161	570	28.2%	37.3%	39.3%	51.6%
% of FP17s for Band 1 Urgent Courses	134	528	25.4%	10.9%	10.6%	8.9%
% of FP17s Relating to Free Repair or Replacements	3	528	0.6%	0.5%	0.5%	0.8%
% of FP17s Relating to Continuations	1	528	0.2%	0.7%	0.7%	0.9%
% of Patients satisfied with the dentistry they have received	0	0	N/A	91.0%	90.4%	93.2%
% of Patients satisfied with the time they had to wait for an appointment	0	0	N/A	83.8%	85.3%	88.8%

* This is based on patients treated on this contract for their most recent course of treatment. Figures in italics indicate the base number of FP17s or Patient Questionnaire responses are less than 100. N/A is shown where the base number of responses is less than 10 during the period. % is calculated as Quantity/Base number*100

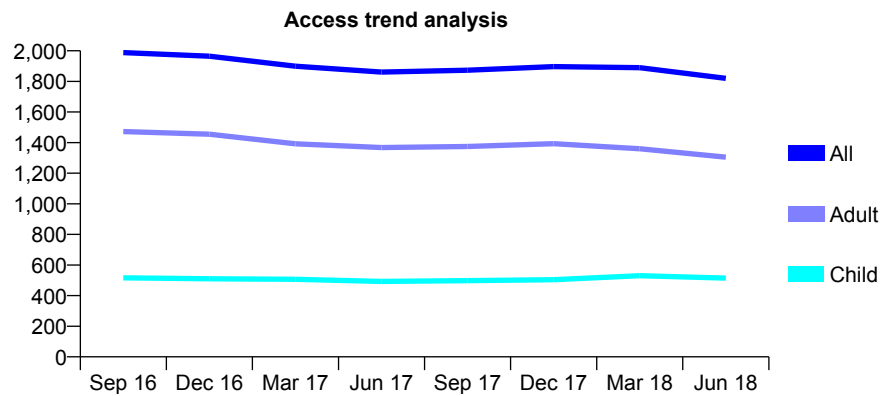
Q61 - Vital Signs At a Glance Contract Report for 787566/0001 - June 2018

Name or company name	DR P ZIAHOSSEINI
Contract type name	GDS Contract
Purpose of contract	General
Contract start date	15/04/2008
Contract end date	

18/19 Contracted general activity (UDA)	6,876
Carry forward general activity (UDA)	0
18/19 Contracted orthodontic activity (UOA)	0
Carry forward orthodontic activity (UOA)	0
Baseline contract value	£203,776.30

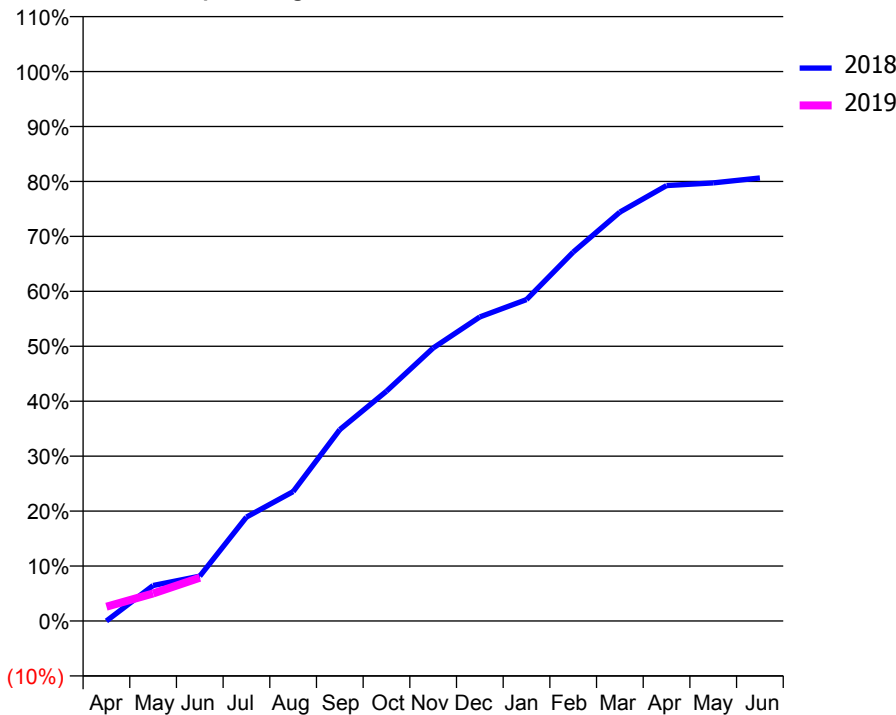
ACCESS*

Patients seen in 24 months	Total	Change since previous quarter
Quarter ending June 2017	1,861	
Quarter ending September 2017	1,873	→
Quarter ending December 2017	1,897	→
Quarter ending March 2018	1,890	→
Quarter ending June 2018	1,820	↓
Variance since June 2017	(2.2%)	↓



ACTIVITY

Cumulative percentage of contracted UDA delivered 2018 & 2019



Month	Adjusted Scheduled Activity (UDA)	
	2018	2019
April	0	179
May	445	345
June	562	541
July	1,300	
August	1,619	
September	2,395	
October	2,876	
November	3,417	
December	3,806	
January	4,022	
February	4,615	
March	5,116	
April	5,448	
May	5,482	
June	5,544	

QUALITY

	Quantity	Base Number	Contract	AT	Region	England
% of FP17s for the same patient ID Re-attending within 3 months - Children	19	145	13.1%	10.5%	11.5%	11.5%
% of FP17s for the same patient ID Re-attending within 3 months - Adults	48	300	16.0%	15.7%	16.6%	15.4%
% of FP17s for the same patient ID Re-attending between 3 & 9 months - Children	95	145	65.5%	44.8%	48.8%	58.9%
% of FP17s for the same patient ID Re-attending between 3 & 9 months - Adults	133	300	44.3%	37.3%	39.3%	51.6%
% of FP17s for Band 1 Urgent Courses	46	262	17.6%	10.9%	10.6%	8.9%
% of FP17s Relating to Free Repair or Replacements	2	262	0.8%	0.5%	0.5%	0.8%
% of FP17s Relating to Continuations	0	262	0.0%	0.7%	0.7%	0.9%
% of Patients satisfied with the dentistry they have received	0	0	N/A	91.0%	90.4%	93.2%
% of Patients satisfied with the time they had to wait for an appointment	0	0	N/A	83.8%	85.3%	88.8%

* This is based on patients treated on this contract for their most recent course of treatment. Figures in italics indicate the base number of FP17s or Patient Questionnaire responses are less than 100. N/A is shown where the base number of responses is less than 10 during the period. % is calculated as Quantity/Base number*100

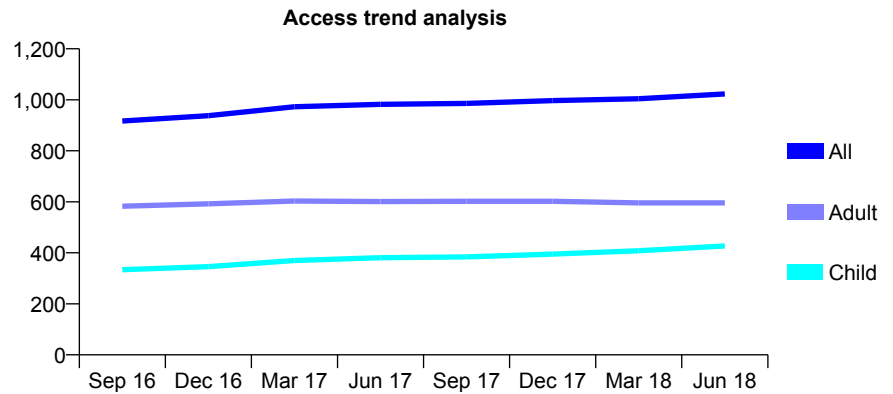
Q61 - Vital Signs At a Glance Contract Report for 789518/0001 - June 2018

Name or company name	The Fenton Dental Studios
Contract type name	GDS Contract
Purpose of contract	General
Contract start date	18/02/2010
Contract end date	

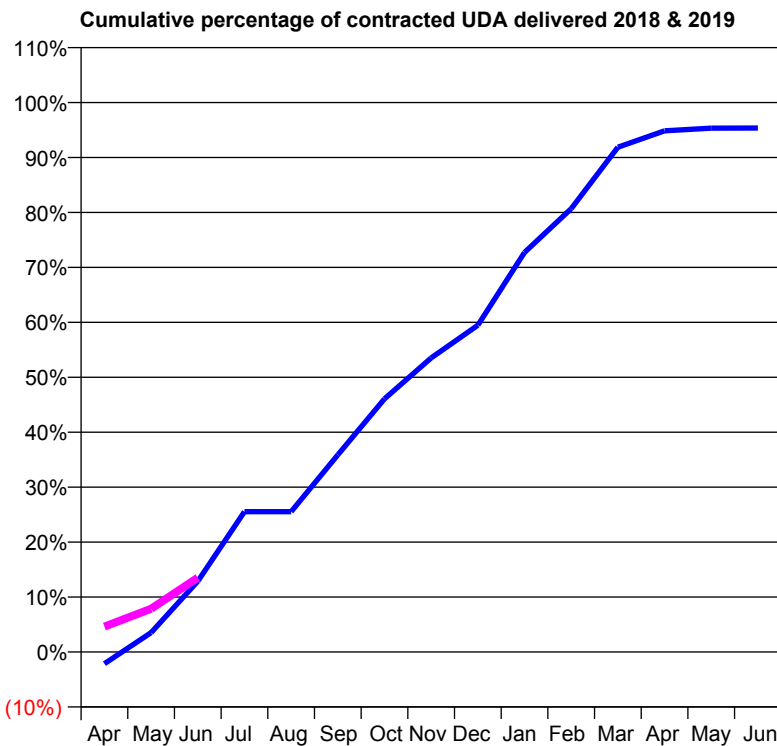
18/19 Contracted general activity (UDA)	2,481
Carry forward general activity (UDA)	0
18/19 Contracted orthodontic activity (UOA)	0
Carry forward orthodontic activity (UOA)	0
Baseline contract value	£77,674.49

ACCESS*

Patients seen in 24 months	Total	Change since previous quarter
Quarter ending June 2017	982	
Quarter ending September 2017	986	→
Quarter ending December 2017	997	→
Quarter ending March 2018	1,004	→
Quarter ending June 2018	1,023	→
Variance since June 2017	4.2%	↑



ACTIVITY



Adjusted Scheduled Activity (UDA)		
Month	2018	2019
April	-53	115
May	88	195
June	319	335
July	633	
August	633	
September	890	
October	1,143	
November	1,328	
December	1,475	
January	1,804	
February	2,001	
March	2,279	
April	2,353	
May	2,365	
June	2,366	

QUALITY

	Quantity	Base Number	Contract	AT	Region	England
% of FP17s for the same patient ID Re-attending within 3 months - Children	5	118	4.2%	10.5%	11.5%	11.5%
% of FP17s for the same patient ID Re-attending within 3 months - Adults	11	122	9.0%	15.7%	16.6%	15.4%
% of FP17s for the same patient ID Re-attending between 3 & 9 months - Children	59	118	50.0%	44.8%	48.8%	58.9%
% of FP17s for the same patient ID Re-attending between 3 & 9 months - Adults	67	122	54.9%	37.3%	39.3%	51.6%
% of FP17s for Band 1 Urgent Courses	7	197	3.6%	10.9%	10.6%	8.9%
% of FP17s Relating to Free Repair or Replacements	0	197	0.0%	0.5%	0.5%	0.8%
% of FP17s Relating to Continuations	0	197	0.0%	0.7%	0.7%	0.9%
% of Patients satisfied with the dentistry they have received	0	0	N/A	91.0%	90.4%	93.2%
% of Patients satisfied with the time they had to wait for an appointment	0	0	N/A	83.8%	85.3%	88.8%

* This is based on patients treated on this contract for their most recent course of treatment. Figures in italics indicate the base number of FP17s or Patient Questionnaire responses are less than 100. N/A is shown where the base number of responses is less than 10 during the period. % is calculated as Quantity/Base number*100

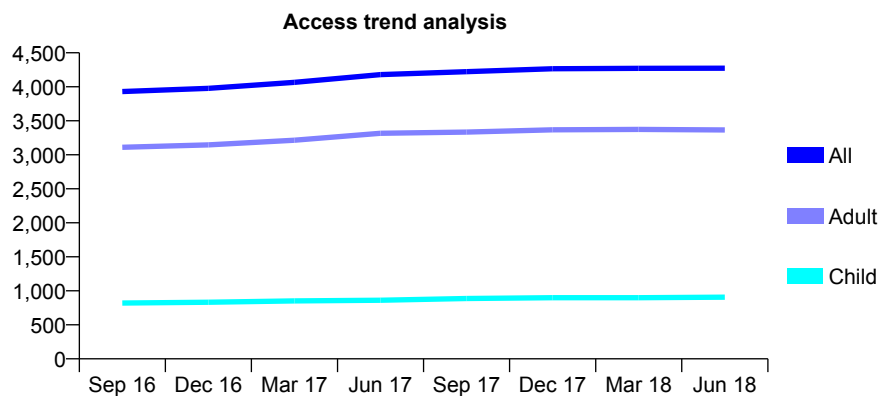
Q61 - Vital Signs At a Glance Contract Report for 794821/0001 - June 2018

Name or company name	Devalia, Devalia Partnership
Contract type name	GDS Contract
Purpose of contract	General
Contract start date	01/04/2006
Contract end date	

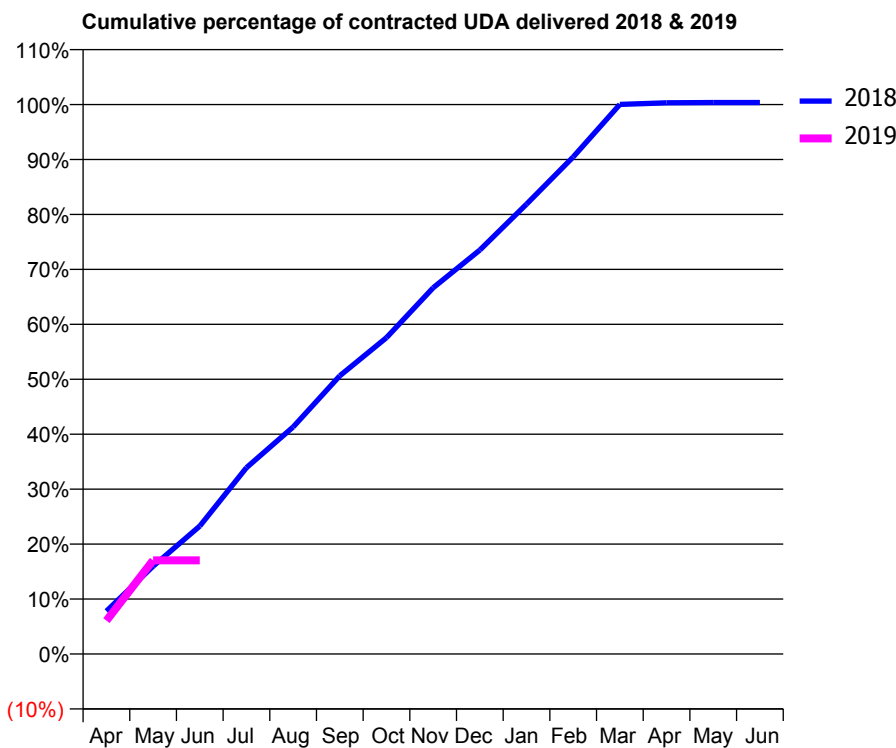
18/19 Contracted general activity (UDA)	11,819
Carry forward general activity (UDA)	0
18/19 Contracted orthodontic activity (UOA)	0
Carry forward orthodontic activity (UOA)	0
Baseline contract value	£350,556.02

ACCESS*

Patients seen in 24 months	Total	Change since previous quarter
Quarter ending June 2017	4,179	
Quarter ending September 2017	4,222	→
Quarter ending December 2017	4,266	→
Quarter ending March 2018	4,272	→
Quarter ending June 2018	4,273	→
Variance since June 2017	2.2%	↑



ACTIVITY



Month	Adjusted Scheduled Activity (UDA)	
	2018	2019
April	923	717
May	1,890	2,014
June	2,751	2,014
July	4,008	
August	4,882	
September	5,986	
October	6,805	
November	7,878	
December	8,688	
January	9,676	
February	10,691	
March	11,822	
April	11,856	
May	11,861	
June	11,861	

QUALITY

	Quantity	Base Number	Contract	AT	Region	England
% of FP17s for the same patient ID Re-attending within 3 months - Children	21	241	8.7%	10.5%	11.5%	11.5%
% of FP17s for the same patient ID Re-attending within 3 months - Adults	151	854	17.7%	15.7%	16.6%	15.4%
% of FP17s for the same patient ID Re-attending between 3 & 9 months - Children	150	241	62.2%	44.8%	48.8%	58.9%
% of FP17s for the same patient ID Re-attending between 3 & 9 months - Adults	473	854	55.4%	37.3%	39.3%	51.6%
% of FP17s for Band 1 Urgent Courses	136	1,064	12.8%	10.9%	10.6%	8.9%
% of FP17s Relating to Free Repair or Replacements	3	1,064	0.3%	0.5%	0.5%	0.8%
% of FP17s Relating to Continuations	0	1,064	0.0%	0.7%	0.7%	0.9%
% of Patients satisfied with the dentistry they have received	6	6	N/A	91.0%	90.4%	93.2%
% of Patients satisfied with the time they had to wait for an appointment	6	6	N/A	83.8%	85.3%	88.8%

* This is based on patients treated on this contract for their most recent course of treatment. Figures in italics indicate the base number of FP17s or Patient Questionnaire responses are less than 100. N/A is shown where the base number of responses is less than 10 during the period. % is calculated as Quantity/Base number*100

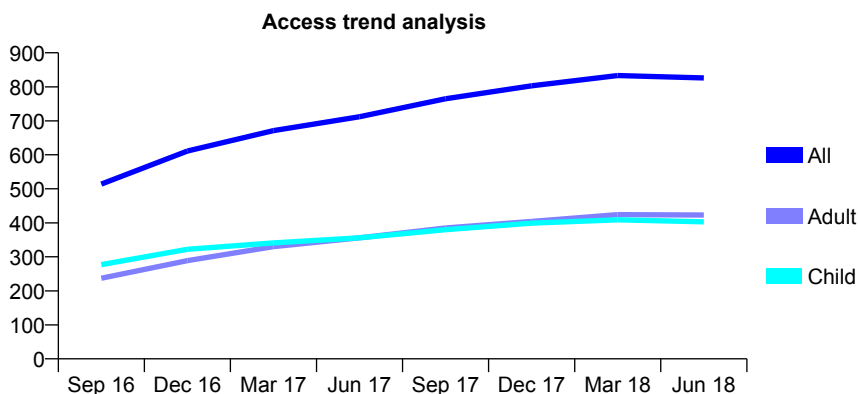
Q61 - Vital Signs At a Glance Contract Report for 805424/0001 - June 2018

Name or company name	MR RS SHETH
Contract type name	GDS Contract
Purpose of contract	General
Contract start date	01/01/2016
Contract end date	

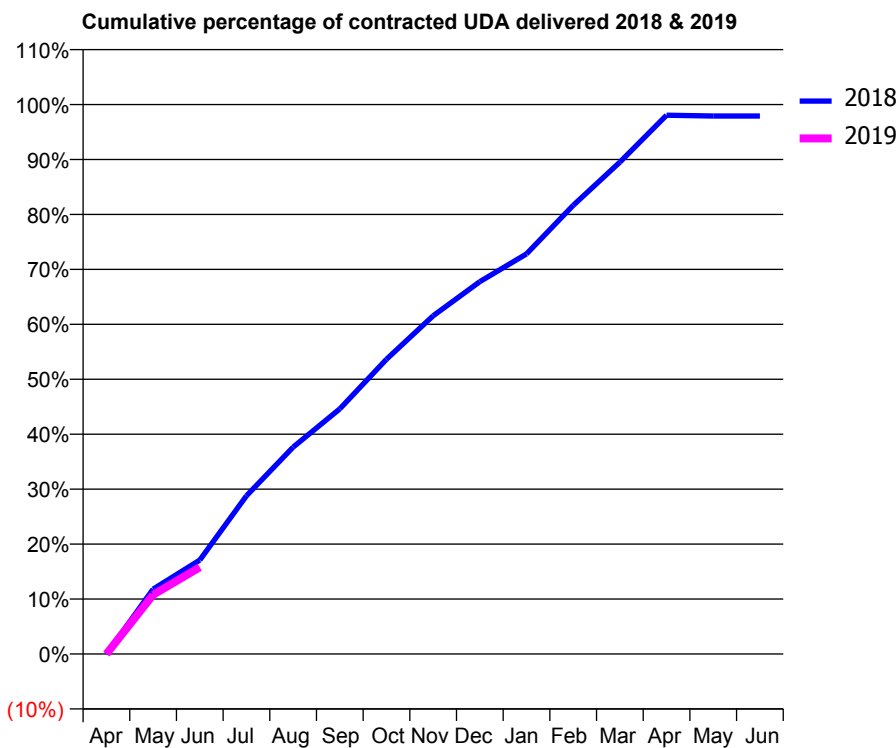
18/19 Contracted general activity (UDA)	1,995
Carry forward general activity (UDA)	0
18/19 Contracted orthodontic activity (UOA)	0
Carry forward orthodontic activity (UOA)	0
Baseline contract value	£45,914.08

ACCESS*

Patients seen in 24 months	Total	Change since previous quarter
Quarter ending June 2017	712	
Quarter ending September 2017	765	↑
Quarter ending December 2017	803	↑
Quarter ending March 2018	833	↑
Quarter ending June 2018	826	→
Variance since June 2017	16.0%	↑



ACTIVITY



Month	Adjusted Scheduled Activity (UDA)	
	2018	2019
April	0	0
May	235	215
June	341	315
July	574	
August	751	
September	890	
October	1,070	
November	1,228	
December	1,352	
January	1,452	
February	1,629	
March	1,786	
April	1,956	
May	1,953	
June	1,953	

QUALITY

	Quantity	Base Number	Contract	AT	Region	England
% of FP17s for the same patient ID Re-attending within 3 months - Children	7	146	4.8%	10.5%	11.5%	11.5%
% of FP17s for the same patient ID Re-attending within 3 months - Adults	10	132	7.6%	15.7%	16.6%	15.4%
% of FP17s for the same patient ID Re-attending between 3 & 9 months - Children	97	146	66.4%	44.8%	48.8%	58.9%
% of FP17s for the same patient ID Re-attending between 3 & 9 months - Adults	77	132	58.3%	37.3%	39.3%	51.6%
% of FP17s for Band 1 Urgent Courses	9	194	4.6%	10.9%	10.6%	8.9%
% of FP17s Relating to Free Repair or Replacements	0	194	0.0%	0.5%	0.5%	0.8%
% of FP17s Relating to Continuations	1	194	0.5%	0.7%	0.7%	0.9%
% of Patients satisfied with the dentistry they have received	0	0	N/A	91.0%	90.4%	93.2%
% of Patients satisfied with the time they had to wait for an appointment	0	0	N/A	83.8%	85.3%	88.8%

* This is based on patients treated on this contract for their most recent course of treatment. Figures in italics indicate the base number of FP17s or Patient Questionnaire responses are less than 100. N/A is shown where the base number of responses is less than 10 during the period. % is calculated as Quantity/Base number*100

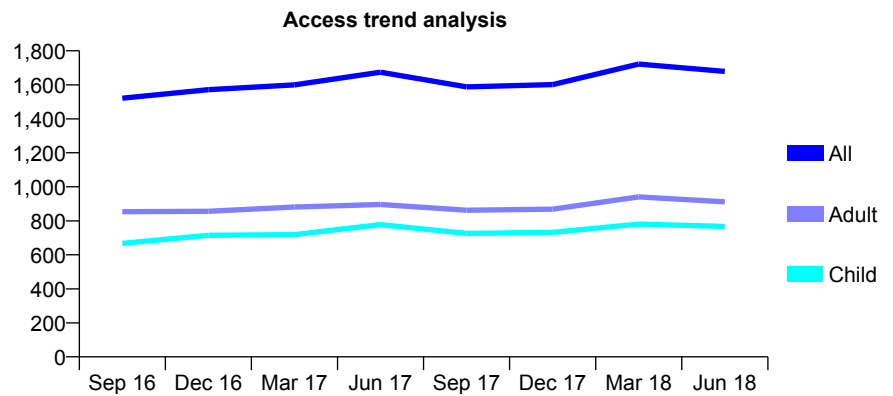
Q61 - Vital Signs At a Glance Contract Report for 808369/0001 - June 2018

Name or company name	M Brown, J Srotyr, A Joshi and K Kumar
Contract type name	GDS Contract
Purpose of contract	General
Contract start date	01/04/2006
Contract end date	

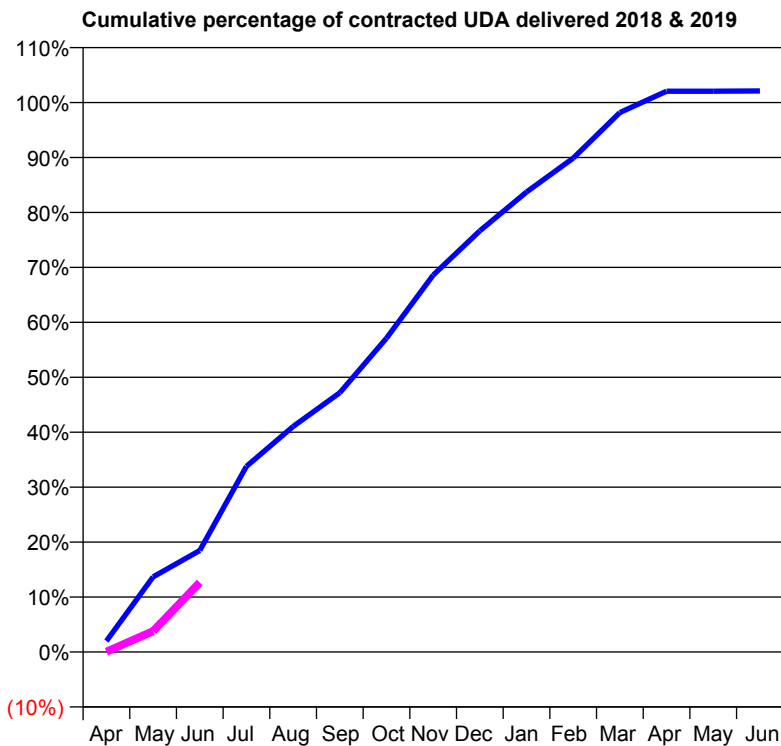
18/19 Contracted general activity (UDA)	4,757
Carry forward general activity (UDA)	0
18/19 Contracted orthodontic activity (UOA)	0
Carry forward orthodontic activity (UOA)	0
Baseline contract value	£156,150.57

ACCESS*

Patients seen in 24 months	Total	Change since previous quarter
Quarter ending June 2017	1,674	
Quarter ending September 2017	1,588	↓
Quarter ending December 2017	1,601	→
Quarter ending March 2018	1,722	↑
Quarter ending June 2018	1,679	↓
Variance since June 2017	0.3%	→



ACTIVITY



Adjusted Scheduled Activity (UDA)		
Month	2018	2019
April	95	3
May	651	181
June	879	602
July	1,608	
August	1,952	
September	2,244	
October	2,716	
November	3,263	
December	3,646	
January	3,982	
February	4,276	
March	4,670	
April	4,855	
May	4,855	
June	4,858	

QUALITY

	Quantity	Base Number	Contract	AT	Region	England
% of FP17s for the same patient ID Re-attending within 3 months - Children	5	139	3.6%	10.5%	11.5%	11.5%
% of FP17s for the same patient ID Re-attending within 3 months - Adults	11	158	7.0%	15.7%	16.6%	15.4%
% of FP17s for the same patient ID Re-attending between 3 & 9 months - Children	21	139	15.1%	44.8%	48.8%	58.9%
% of FP17s for the same patient ID Re-attending between 3 & 9 months - Adults	26	158	16.5%	37.3%	39.3%	51.6%
% of FP17s for Band 1 Urgent Courses	41	230	17.8%	10.9%	10.6%	8.9%
% of FP17s Relating to Free Repair or Replacements	0	230	0.0%	0.5%	0.5%	0.8%
% of FP17s Relating to Continuations	0	230	0.0%	0.7%	0.7%	0.9%
% of Patients satisfied with the dentistry they have received	0	0	N/A	91.0%	90.4%	93.2%
% of Patients satisfied with the time they had to wait for an appointment	0	0	N/A	83.8%	85.3%	88.8%

* This is based on patients treated on this contract for their most recent course of treatment. Figures in italics indicate the base number of FP17s or Patient Questionnaire responses are less than 100. N/A is shown where the base number of responses is less than 10 during the period. % is calculated as Quantity/Base number*100

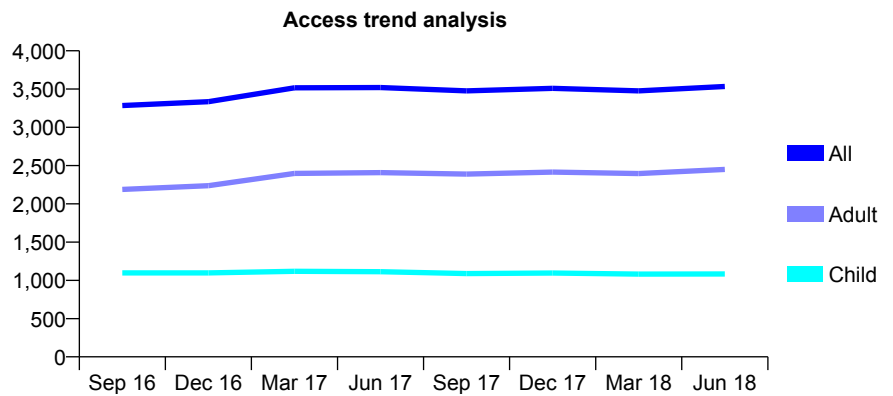
Q61 - Vital Signs At a Glance Contract Report for 809543/0002 - June 2018

Name or company name	MR SV PATEL
Contract type name	GDS Contract
Purpose of contract	General
Contract start date	14/05/2007
Contract end date	

18/19 Contracted general activity (UDA)	13,086
Carry forward general activity (UDA)	0
18/19 Contracted orthodontic activity (UOA)	0
Carry forward orthodontic activity (UOA)	0
Baseline contract value	£340,048.23

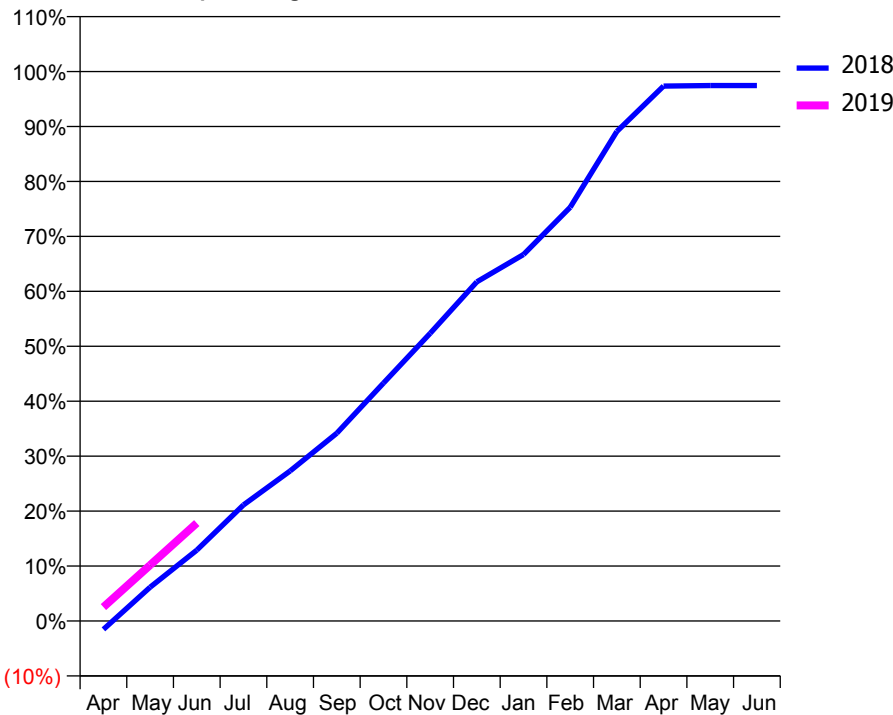
ACCESS*

Patients seen in 24 months	Total	Change since previous quarter
Quarter ending June 2017	3,520	
Quarter ending September 2017	3,477	↓
Quarter ending December 2017	3,510	→
Quarter ending March 2018	3,477	→
Quarter ending June 2018	3,534	→
Variance since June 2017	0.4%	→



ACTIVITY

Cumulative percentage of contracted UDA delivered 2018 & 2019



Month	Adjusted Scheduled Activity (UDA)	
	2018	2019
April	-200	333
May	804	1,332
June	1,687	2,334
July	2,764	
August	3,575	
September	4,471	
October	5,666	
November	6,851	
December	8,078	
January	8,730	
February	9,852	
March	11,658	
April	12,739	
May	12,752	
June	12,753	

QUALITY

	Quantity	Base Number	Contract	AT	Region	England
% of FP17s for the same patient ID Re-attending within 3 months - Children	24	376	6.4%	10.5%	11.5%	11.5%
% of FP17s for the same patient ID Re-attending within 3 months - Adults	132	775	17.0%	15.7%	16.6%	15.4%
% of FP17s for the same patient ID Re-attending between 3 & 9 months - Children	214	376	56.9%	44.8%	48.8%	58.9%
% of FP17s for the same patient ID Re-attending between 3 & 9 months - Adults	369	775	47.6%	37.3%	39.3%	51.6%
% of FP17s for Band 1 Urgent Courses	29	915	3.2%	10.9%	10.6%	8.9%
% of FP17s Relating to Free Repair or Replacements	0	915	0.0%	0.5%	0.5%	0.8%
% of FP17s Relating to Continuations	33	915	3.6%	0.7%	0.7%	0.9%
% of Patients satisfied with the dentistry they have received	3	4	N/A	91.0%	90.4%	93.2%
% of Patients satisfied with the time they had to wait for an appointment	4	4	N/A	83.8%	85.3%	88.8%

* This is based on patients treated on this contract for their most recent course of treatment. Figures in italics indicate the base number of FP17s or Patient Questionnaire responses are less than 100. N/A is shown where the base number of responses is less than 10 during the period. % is calculated as Quantity/Base number*100

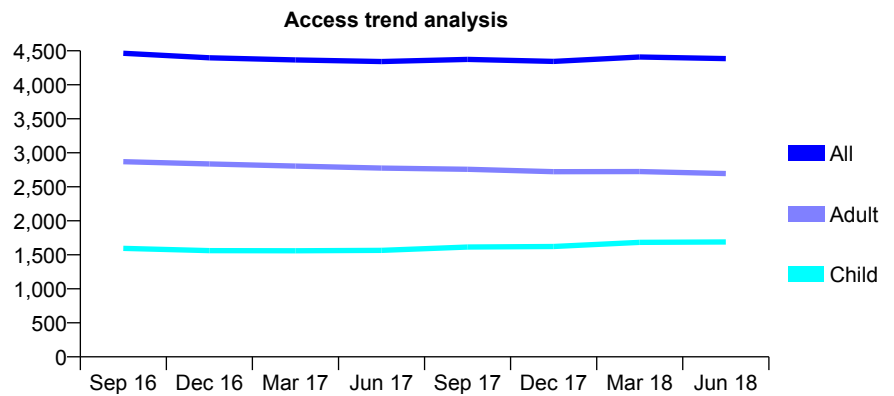
Q61 - Vital Signs At a Glance Contract Report for 812994/0001 - June 2018

Name or company name	Mr Anoushiravan Pashmi
Contract type name	GDS Contract
Purpose of contract	General
Contract start date	01/04/2006
Contract end date	

18/19 Contracted general activity (UDA)	11,039
Carry forward general activity (UDA)	0
18/19 Contracted orthodontic activity (UOA)	0
Carry forward orthodontic activity (UOA)	0
Baseline contract value	£340,365.59

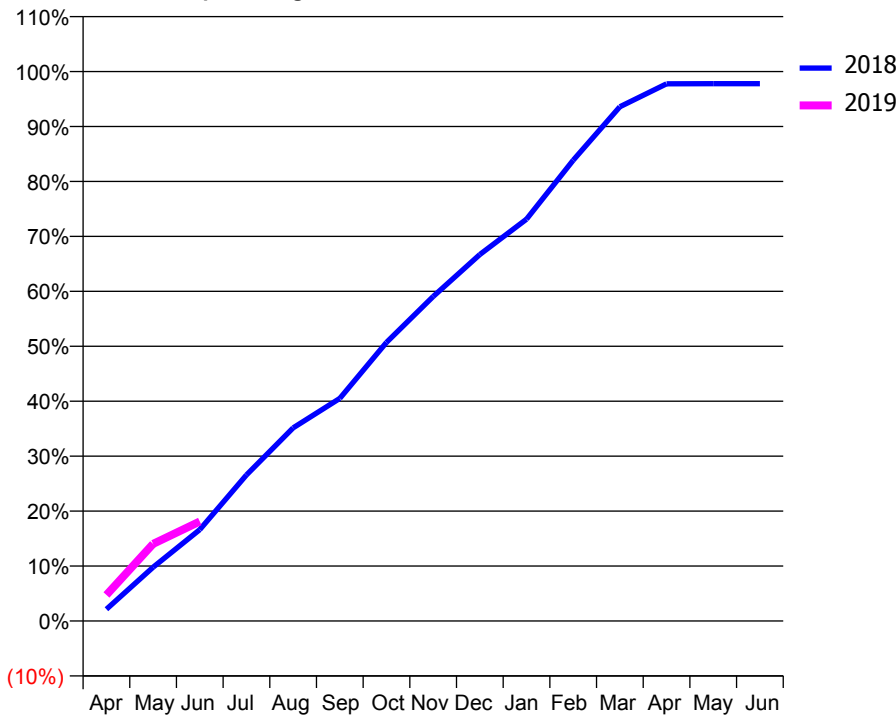
ACCESS*

Patients seen in 24 months	Total	Change since previous quarter
Quarter ending June 2017	4,342	
Quarter ending September 2017	4,373	→
Quarter ending December 2017	4,344	→
Quarter ending March 2018	4,408	→
Quarter ending June 2018	4,386	→
Variance since June 2017	1.0%	→



ACTIVITY

Cumulative percentage of contracted UDA delivered 2018 & 2019



Month	Adjusted Scheduled Activity (UDA)	
	2018	2019
April	236	524
May	1,082	1,550
June	1,836	2,001
July	2,934	
August	3,880	
September	4,472	
October	5,597	
November	6,519	
December	7,363	
January	8,073	
February	9,257	
March	10,330	
April	10,793	
May	10,794	
June	10,794	

QUALITY

	Quantity	Base Number	Contract	AT	Region	England
% of FP17s for the same patient ID Re-attending within 3 months - Children	18	529	3.4%	10.5%	11.5%	11.5%
% of FP17s for the same patient ID Re-attending within 3 months - Adults	63	792	8.0%	15.7%	16.6%	15.4%
% of FP17s for the same patient ID Re-attending between 3 & 9 months - Children	349	529	66.0%	44.8%	48.8%	58.9%
% of FP17s for the same patient ID Re-attending between 3 & 9 months - Adults	483	792	61.0%	37.3%	39.3%	51.6%
% of FP17s for Band 1 Urgent Courses	25	1,115	2.2%	10.9%	10.6%	8.9%
% of FP17s Relating to Free Repair or Replacements	4	1,115	0.4%	0.5%	0.5%	0.8%
% of FP17s Relating to Continuations	4	1,115	0.4%	0.7%	0.7%	0.9%
% of Patients satisfied with the dentistry they have received	1	1	N/A	91.0%	90.4%	93.2%
% of Patients satisfied with the time they had to wait for an appointment	1	1	N/A	83.8%	85.3%	88.8%

* This is based on patients treated on this contract for their most recent course of treatment. Figures in italics indicate the base number of FP17s or Patient Questionnaire responses are less than 100. N/A is shown where the base number of responses is less than 10 during the period. % is calculated as Quantity/Base number*100

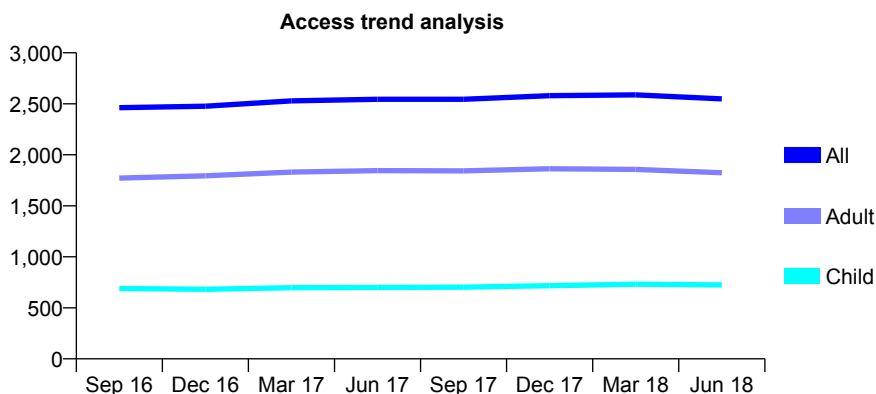
Q61 - Vital Signs At a Glance Contract Report for 815144/0001 - June 2018

Name or company name	MR A MARCUS
Contract type name	GDS Contract
Purpose of contract	General
Contract start date	01/04/2006
Contract end date	

18/19 Contracted general activity (UDA)	5,705
Carry forward general activity (UDA)	0
18/19 Contracted orthodontic activity (UOA)	0
Carry forward orthodontic activity (UOA)	0
Baseline contract value	£140,895.36

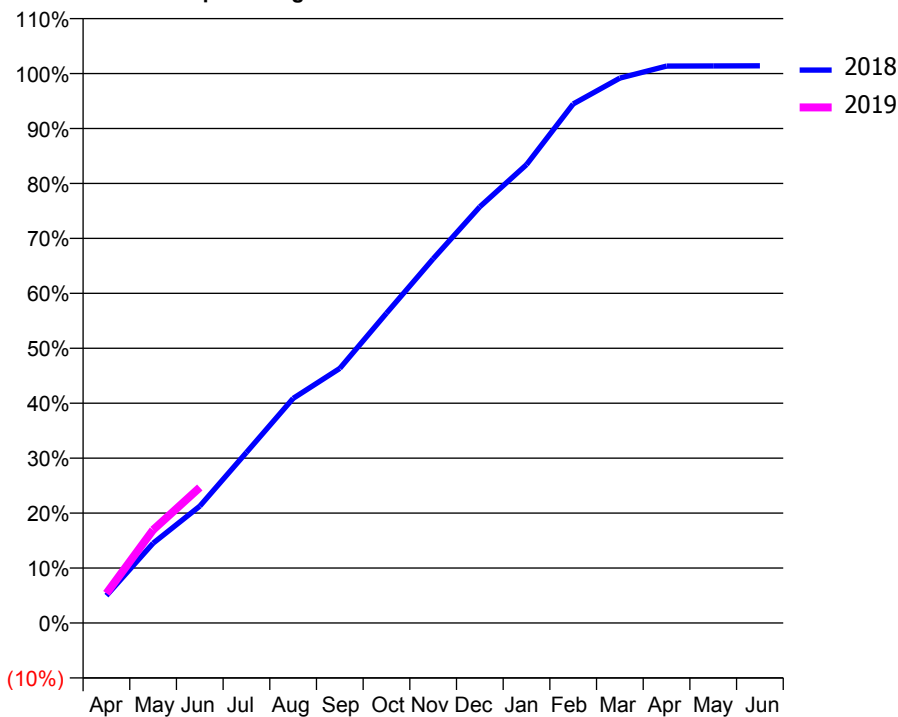
ACCESS*

Patients seen in 24 months	Total	Change since previous quarter
Quarter ending June 2017	2,545	
Quarter ending September 2017	2,545	→
Quarter ending December 2017	2,580	→
Quarter ending March 2018	2,588	→
Quarter ending June 2018	2,549	↓
Variance since June 2017	0.2%	→



ACTIVITY

Cumulative percentage of contracted UDA delivered 2018 & 2019



Month	Adjusted Scheduled Activity (UDA)	
	2018	2019
April	284	308
May	829	967
June	1,213	1,408
July	1,771	
August	2,333	
September	2,643	
October	3,217	
November	3,782	
December	4,322	
January	4,759	
February	5,389	
March	5,657	
April	5,782	
May	5,783	
June	5,784	

QUALITY

	Quantity	Base Number	Contract	AT	Region	England
% of FP17s for the same patient ID Re-attending within 3 months - Children	11	270	4.1%	10.5%	11.5%	11.5%
% of FP17s for the same patient ID Re-attending within 3 months - Adults	55	591	9.3%	15.7%	16.6%	15.4%
% of FP17s for the same patient ID Re-attending between 3 & 9 months - Children	152	270	56.3%	44.8%	48.8%	58.9%
% of FP17s for the same patient ID Re-attending between 3 & 9 months - Adults	290	591	49.1%	37.3%	39.3%	51.6%
% of FP17s for Band 1 Urgent Courses	49	779	6.3%	10.9%	10.6%	8.9%
% of FP17s Relating to Free Repair or Replacements	0	779	0.0%	0.5%	0.5%	0.8%
% of FP17s Relating to Continuations	15	779	1.9%	0.7%	0.7%	0.9%
% of Patients satisfied with the dentistry they have received	5	5	N/A	91.0%	90.4%	93.2%
% of Patients satisfied with the time they had to wait for an appointment	5	5	N/A	83.8%	85.3%	88.8%

* This is based on patients treated on this contract for their most recent course of treatment. Figures in italics indicate the base number of FP17s or Patient Questionnaire responses are less than 100. N/A is shown where the base number of responses is less than 10 during the period. % is calculated as Quantity/Base number*100

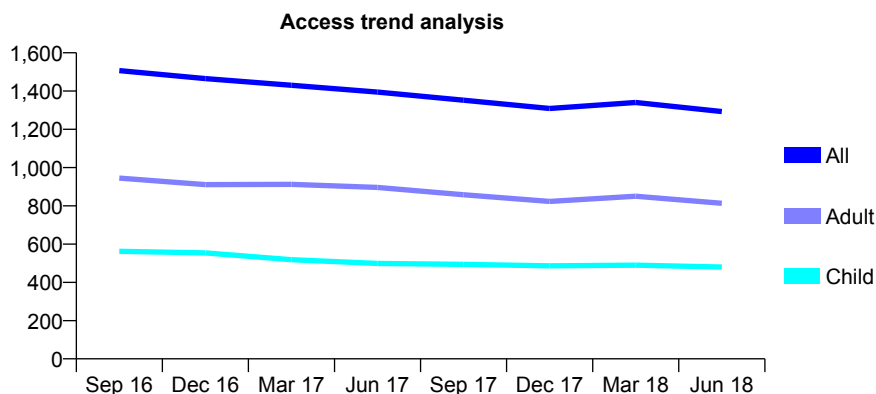
Q61 - Vital Signs At a Glance Contract Report for 820075/0001 - June 2018

Name or company name	MR CP BALCOMBE
Contract type name	GDS Contract
Purpose of contract	General
Contract start date	01/04/2006
Contract end date	

18/19 Contracted general activity (UDA)	2,759
Carry forward general activity (UDA)	0
18/19 Contracted orthodontic activity (UOA)	0
Carry forward orthodontic activity (UOA)	0
Baseline contract value	£68,375.39

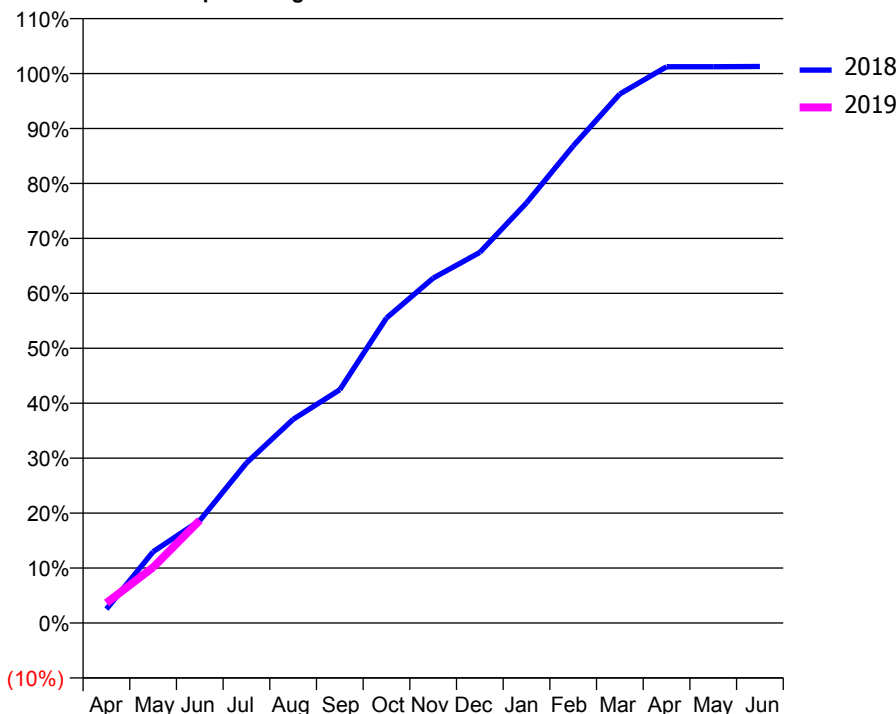
ACCESS*

Patients seen in 24 months	Total	Change since previous quarter
Quarter ending June 2017	1,395	
Quarter ending September 2017	1,352	↓
Quarter ending December 2017	1,309	↓
Quarter ending March 2018	1,340	↑
Quarter ending June 2018	1,293	↓
Variance since June 2017	(7.3%)	↓



ACTIVITY

Cumulative percentage of contracted UDA delivered 2018 & 2019



Month	Adjusted Scheduled Activity (UDA)	
	2018	2019
April	70	101
May	358	279
June	515	516
July	804	
August	1,022	
September	1,171	
October	1,532	
November	1,732	
December	1,861	
January	2,109	
February	2,395	
March	2,657	
April	2,793	
May	2,793	
June	2,794	

QUALITY

	Quantity	Base Number	Contract	AT	Region	England
% of FP17s for the same patient ID Re-attending within 3 months - Children	7	158	4.4%	10.5%	11.5%	11.5%
% of FP17s for the same patient ID Re-attending within 3 months - Adults	28	202	13.9%	15.7%	16.6%	15.4%
% of FP17s for the same patient ID Re-attending between 3 & 9 months - Children	78	158	49.4%	44.8%	48.8%	58.9%
% of FP17s for the same patient ID Re-attending between 3 & 9 months - Adults	75	202	37.1%	37.3%	39.3%	51.6%
% of FP17s for Band 1 Urgent Courses	34	315	10.8%	10.9%	10.6%	8.9%
% of FP17s Relating to Free Repair or Replacements	0	315	0.0%	0.5%	0.5%	0.8%
% of FP17s Relating to Continuations	1	315	0.3%	0.7%	0.7%	0.9%
% of Patients satisfied with the dentistry they have received	1	1	N/A	91.0%	90.4%	93.2%
% of Patients satisfied with the time they had to wait for an appointment	1	1	N/A	83.8%	85.3%	88.8%

* This is based on patients treated on this contract for their most recent course of treatment. Figures in italics indicate the base number of FP17s or Patient Questionnaire responses are less than 100. N/A is shown where the base number of responses is less than 10 during the period. % is calculated as Quantity/Base number*100

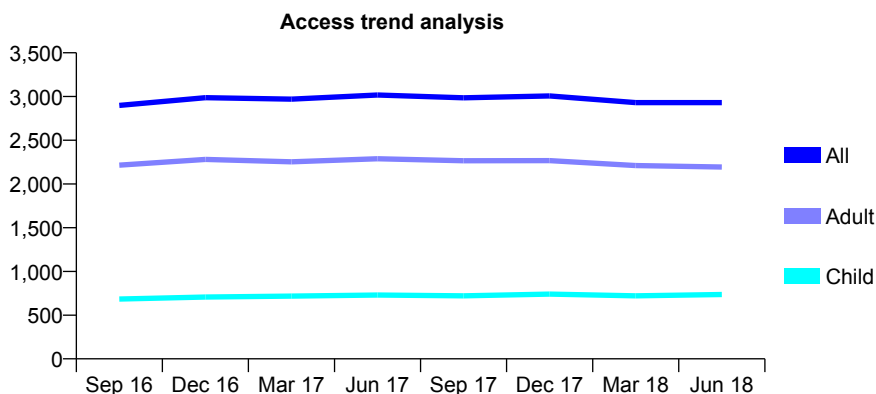
Q61 - Vital Signs At a Glance Contract Report for 824127/0001 - June 2018

Name or company name	MR AM HATHI
Contract type name	GDS Contract
Purpose of contract	General
Contract start date	01/04/2006
Contract end date	

18/19 Contracted general activity (UDA)	7,590
Carry forward general activity (UDA)	0
18/19 Contracted orthodontic activity (UOA)	0
Carry forward orthodontic activity (UOA)	0
Baseline contract value	£221,335.69

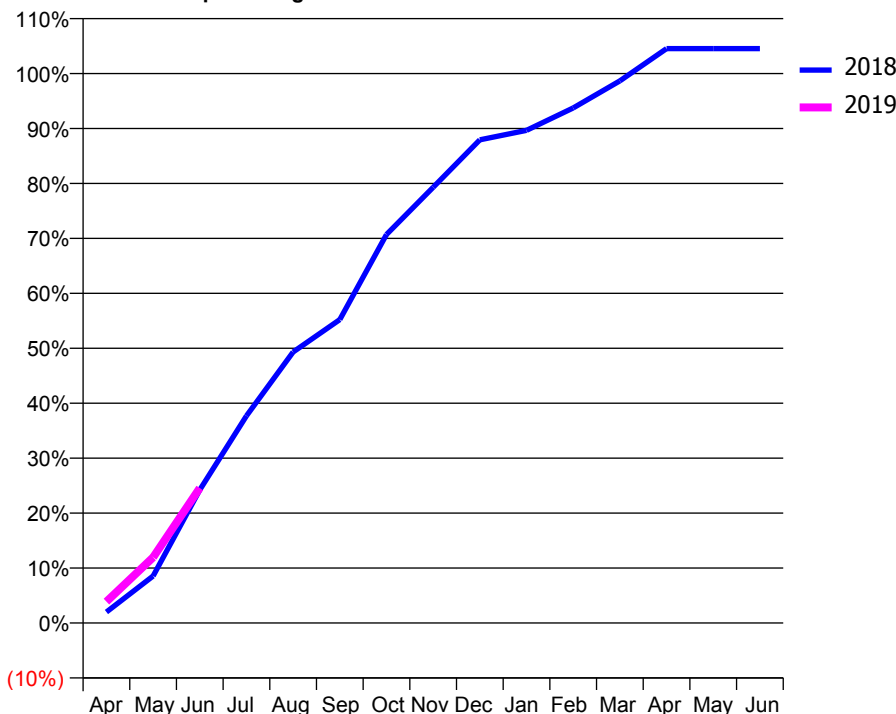
ACCESS*

Patients seen in 24 months	Total	Change since previous quarter
Quarter ending June 2017	3,018	
Quarter ending September 2017	2,985	↓
Quarter ending December 2017	3,007	→
Quarter ending March 2018	2,930	↓
Quarter ending June 2018	2,930	→
Variance since June 2017	(2.9%)	↓



ACTIVITY

Cumulative percentage of contracted UDA delivered 2018 & 2019



Adjusted Scheduled Activity (UDA)

Month	2018	2019
April	152	296
May	649	906
June	1,839	1,865
July	2,862	
August	3,743	
September	4,191	
October	5,366	
November	6,019	
December	6,673	
January	6,805	
February	7,114	
March	7,488	
April	7,933	
May	7,934	
June	7,934	

QUALITY

	Quantity	Base Number	Contract	AT	Region	England
% of FP17s for the same patient ID Re-attending within 3 months - Children	18	261	6.9%	10.5%	11.5%	11.5%
% of FP17s for the same patient ID Re-attending within 3 months - Adults	78	664	11.7%	15.7%	16.6%	15.4%
% of FP17s for the same patient ID Re-attending between 3 & 9 months - Children	92	261	35.2%	44.8%	48.8%	58.9%
% of FP17s for the same patient ID Re-attending between 3 & 9 months - Adults	256	664	38.6%	37.3%	39.3%	51.6%
% of FP17s for Band 1 Urgent Courses	38	652	5.8%	10.9%	10.6%	8.9%
% of FP17s Relating to Free Repair or Replacements	3	652	0.5%	0.5%	0.5%	0.8%
% of FP17s Relating to Continuations	3	652	0.5%	0.7%	0.7%	0.9%
% of Patients satisfied with the dentistry they have received	2	2	N/A	91.0%	90.4%	93.2%
% of Patients satisfied with the time they had to wait for an appointment	2	2	N/A	83.8%	85.3%	88.8%

* This is based on patients treated on this contract for their most recent course of treatment. Figures in italics indicate the base number of FP17s or Patient Questionnaire responses are less than 100. N/A is shown where the base number of responses is less than 10 during the period. % is calculated as Quantity/Base number*100

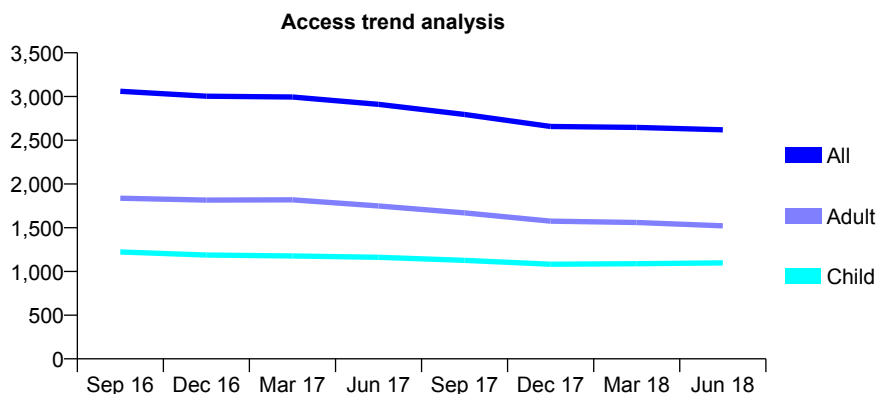
Q61 - Vital Signs At a Glance Contract Report for 824259/0001 - June 2018

Name or company name	MR RF PRAIS
Contract type name	GDS Contract
Purpose of contract	General
Contract start date	01/04/2006
Contract end date	

18/19 Contracted general activity (UDA)	6,711
Carry forward general activity (UDA)	0
18/19 Contracted orthodontic activity (UOA)	0
Carry forward orthodontic activity (UOA)	0
Baseline contract value	£212,253.62

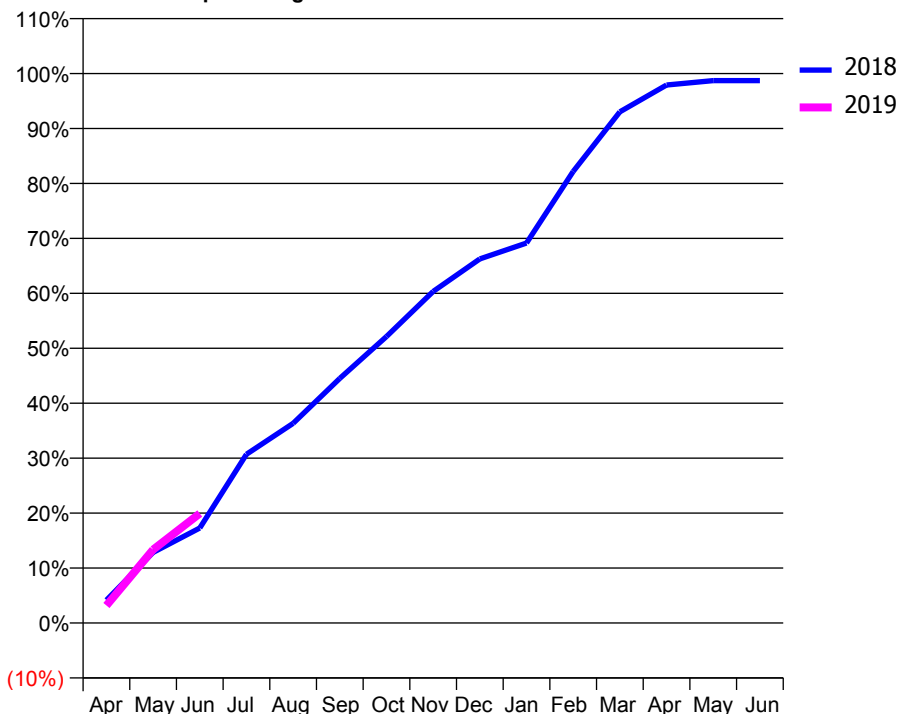
ACCESS*

Patients seen in 24 months	Total	Change since previous quarter
Quarter ending June 2017	2,910	
Quarter ending September 2017	2,795	↓
Quarter ending December 2017	2,657	↓
Quarter ending March 2018	2,647	→
Quarter ending June 2018	2,620	↓
Variance since June 2017	(10.0%)	↓



ACTIVITY

Cumulative percentage of contracted UDA delivered 2018 & 2019



Adjusted Scheduled Activity (UDA)

Month	2018	2019
April	279	214
May	862	897
June	1,160	1,338
July	2,060	
August	2,439	
September	2,988	
October	3,499	
November	4,049	
December	4,446	
January	4,640	
February	5,516	
March	6,243	
April	6,571	
May	6,624	
June	6,624	

QUALITY

	Quantity	Base Number	Contract	AT	Region	England
% of FP17s for the same patient ID Re-attending within 3 months - Children	20	364	5.5%	10.5%	11.5%	11.5%
% of FP17s for the same patient ID Re-attending within 3 months - Adults	55	447	12.3%	15.7%	16.6%	15.4%
% of FP17s for the same patient ID Re-attending between 3 & 9 months - Children	220	364	60.4%	44.8%	48.8%	58.9%
% of FP17s for the same patient ID Re-attending between 3 & 9 months - Adults	219	447	49.0%	37.3%	39.3%	51.6%
% of FP17s for Band 1 Urgent Courses	22	674	3.3%	10.9%	10.6%	8.9%
% of FP17s Relating to Free Repair or Replacements	3	674	0.4%	0.5%	0.5%	0.8%
% of FP17s Relating to Continuations	2	674	0.3%	0.7%	0.7%	0.9%
% of Patients satisfied with the dentistry they have received	0	0	N/A	91.0%	90.4%	93.2%
% of Patients satisfied with the time they had to wait for an appointment	0	0	N/A	83.8%	85.3%	88.8%

* This is based on patients treated on this contract for their most recent course of treatment. Figures in italics indicate the base number of FP17s or Patient Questionnaire responses are less than 100. N/A is shown where the base number of responses is less than 10 during the period. % is calculated as Quantity/Base number*100

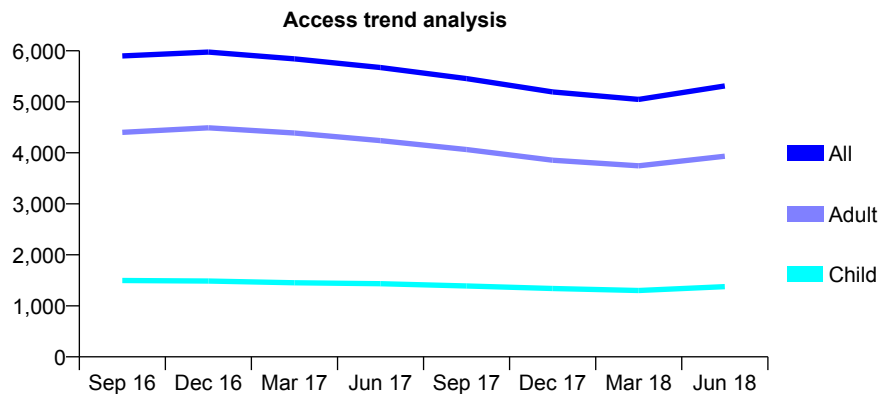
Q61 - Vital Signs At a Glance Contract Report for 825247/0001 - June 2018

Name or company name	MR JE DINEEN
Contract type name	GDS Contract
Purpose of contract	General
Contract start date	01/04/2006
Contract end date	

18/19 Contracted general activity (UDA)	21,166
Carry forward general activity (UDA)	0
18/19 Contracted orthodontic activity (UOA)	0
Carry forward orthodontic activity (UOA)	0
Baseline contract value	£725,681.51

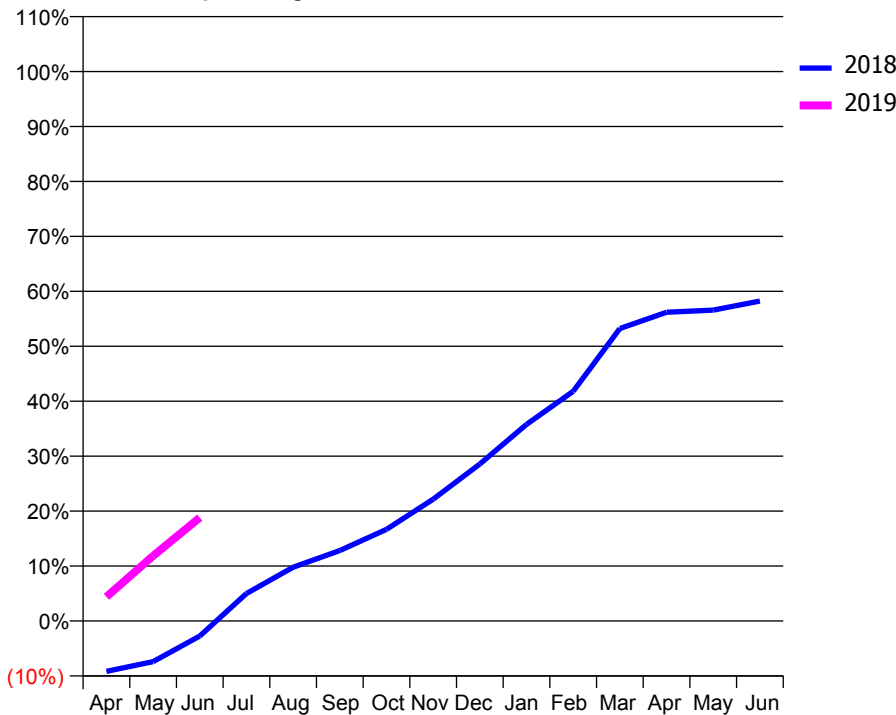
ACCESS*

Patients seen in 24 months	Total	Change since previous quarter
Quarter ending June 2017	5,671	
Quarter ending September 2017	5,454	↓
Quarter ending December 2017	5,194	↓
Quarter ending March 2018	5,046	↓
Quarter ending June 2018	5,311	↑
Variance since June 2017	(6.3%)	↓



ACTIVITY

Cumulative percentage of contracted UDA delivered 2018 & 2019



Month	Adjusted Scheduled Activity (UDA)	
	2018	2019
April	-1,946	933
May	-1,568	2,511
June	-582	3,985
July	1,059	
August	2,074	
September	2,714	
October	3,529	
November	4,694	
December	6,046	
January	7,575	
February	8,846	
March	11,267	
April	11,895	
May	11,974	
June	12,322	

QUALITY

	Quantity	Base Number	Contract	AT	Region	England
% of FP17s for the same patient ID Re-attending within 3 months - Children	14	303	4.6%	10.5%	11.5%	11.5%
% of FP17s for the same patient ID Re-attending within 3 months - Adults	92	965	9.5%	15.7%	16.6%	15.4%
% of FP17s for the same patient ID Re-attending between 3 & 9 months - Children	49	303	16.2%	44.8%	48.8%	58.9%
% of FP17s for the same patient ID Re-attending between 3 & 9 months - Adults	221	965	22.9%	37.3%	39.3%	51.6%
% of FP17s for Band 1 Urgent Courses	25	1,026	2.4%	10.9%	10.6%	8.9%
% of FP17s Relating to Free Repair or Replacements	0	1,026	0.0%	0.5%	0.5%	0.8%
% of FP17s Relating to Continuations	1	1,026	0.1%	0.7%	0.7%	0.9%
% of Patients satisfied with the dentistry they have received	1	1	N/A	91.0%	90.4%	93.2%
% of Patients satisfied with the time they had to wait for an appointment	1	1	N/A	83.8%	85.3%	88.8%

* This is based on patients treated on this contract for their most recent course of treatment. Figures in italics indicate the base number of FP17s or Patient Questionnaire responses are less than 100. N/A is shown where the base number of responses is less than 10 during the period. % is calculated as Quantity/Base number*100

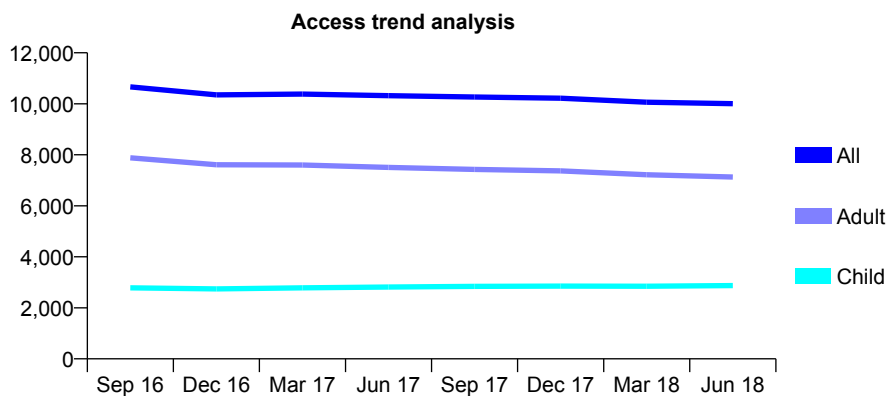
Q61 - Vital Signs At a Glance Contract Report for 825948/0001 - June 2018

Name or company name	MR JK KOTECHEA
Contract type name	GDS Contract
Purpose of contract	General
Contract start date	01/04/2006
Contract end date	

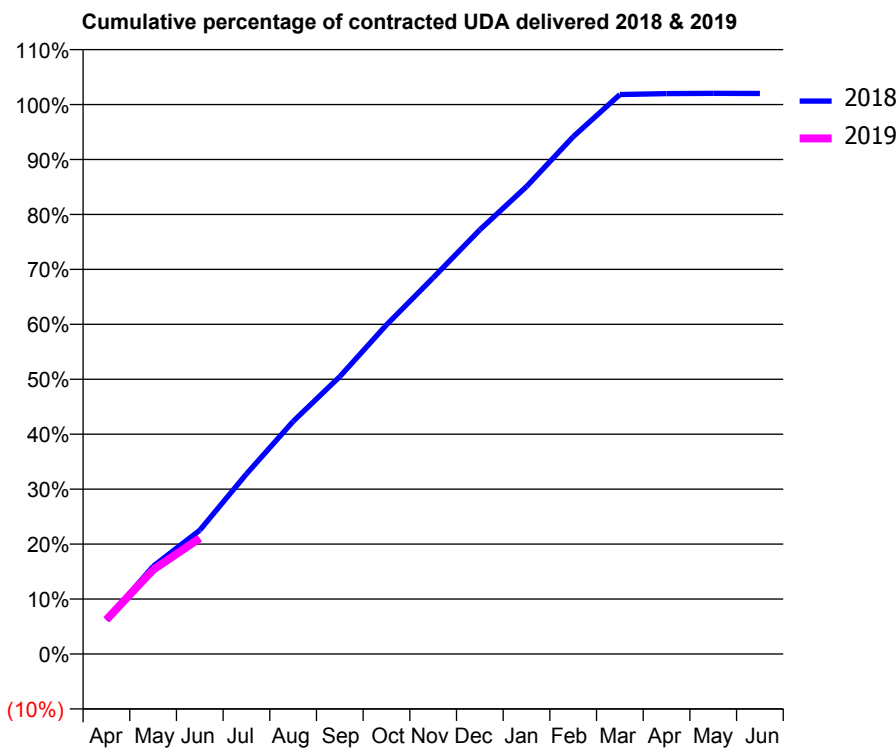
18/19 Contracted general activity (UDA)	32,638
Carry forward general activity (UDA)	0
18/19 Contracted orthodontic activity (UOA)	0
Carry forward orthodontic activity (UOA)	0
Baseline contract value	£1,021,605.94

ACCESS*

Patients seen in 24 months	Total	Change since previous quarter
Quarter ending June 2017	10,318	
Quarter ending September 2017	10,269	→
Quarter ending December 2017	10,219	→
Quarter ending March 2018	10,062	↓
Quarter ending June 2018	10,007	→
Variance since June 2017	(3.0%)	↓



ACTIVITY



Month	Adjusted Scheduled Activity (UDA)	
	2018	2019
April	2,012	2,036
May	5,208	4,999
June	7,357	6,882
July	10,695	
August	13,813	
September	16,481	
October	19,550	
November	22,347	
December	25,200	
January	27,768	
February	30,730	
March	33,229	
April	33,283	
May	33,298	
June	33,296	

QUALITY

	Quantity	Base Number	Contract	AT	Region	England
% of FP17s for the same patient ID Re-attending within 3 months - Children	44	805	5.5%	10.5%	11.5%	11.5%
% of FP17s for the same patient ID Re-attending within 3 months - Adults	179	1,689	10.6%	15.7%	16.6%	15.4%
% of FP17s for the same patient ID Re-attending between 3 & 9 months - Children	364	805	45.2%	44.8%	48.8%	58.9%
% of FP17s for the same patient ID Re-attending between 3 & 9 months - Adults	720	1,689	42.6%	37.3%	39.3%	51.6%
% of FP17s for Band 1 Urgent Courses	101	2,438	4.1%	10.9%	10.6%	8.9%
% of FP17s Relating to Free Repair or Replacements	11	2,438	0.5%	0.5%	0.5%	0.8%
% of FP17s Relating to Continuations	3	2,438	0.1%	0.7%	0.7%	0.9%
% of Patients satisfied with the dentistry they have received	4	4	N/A	91.0%	90.4%	93.2%
% of Patients satisfied with the time they had to wait for an appointment	2	4	N/A	83.8%	85.3%	88.8%

* This is based on patients treated on this contract for their most recent course of treatment. Figures in italics indicate the base number of FP17s or Patient Questionnaire responses are less than 100. N/A is shown where the base number of responses is less than 10 during the period. % is calculated as Quantity/Base number*100

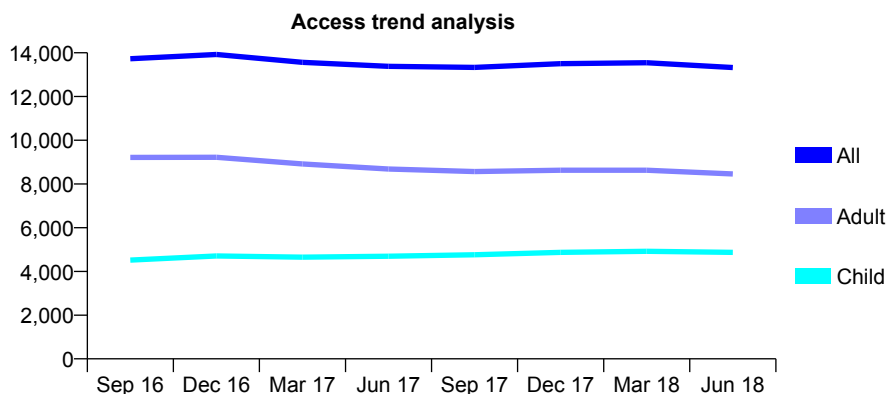
Q61 - Vital Signs At a Glance Contract Report for 825948/0002 - June 2018

Name or company name	MR JK KOTECHEA
Contract type name	GDS Contract
Purpose of contract	General
Contract start date	01/04/2006
Contract end date	

18/19 Contracted general activity (UDA)	36,854
Carry forward general activity (UDA)	0
18/19 Contracted orthodontic activity (UOA)	0
Carry forward orthodontic activity (UOA)	0
Baseline contract value	£1,059,340.96

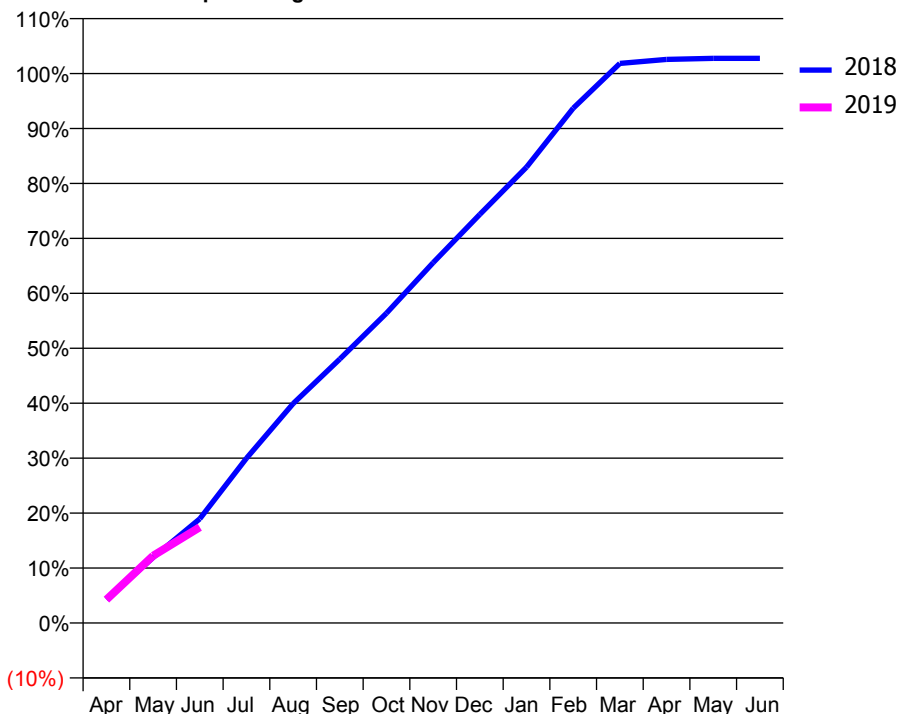
ACCESS*

Patients seen in 24 months	Total	Change since previous quarter
Quarter ending June 2017	13,382	
Quarter ending September 2017	13,330	→
Quarter ending December 2017	13,500	→
Quarter ending March 2018	13,547	→
Quarter ending June 2018	13,323	↓
Variance since June 2017	(0.4%)	→



ACTIVITY

Cumulative percentage of contracted UDA delivered 2018 & 2019



Adjusted Scheduled Activity (UDA)

Month	2018	2019
April	1,591	1,566
May	4,393	4,512
June	6,986	6,423
July	11,054	
August	14,713	
September	17,701	
October	20,779	
November	24,166	
December	27,403	
January	30,575	
February	34,526	
March	37,528	
April	37,798	
May	37,869	
June	37,874	

QUALITY

	Quantity	Base Number	Contract	AT	Region	England
% of FP17s for the same patient ID Re-attending within 3 months - Children	81	1,247	6.5%	10.5%	11.5%	11.5%
% of FP17s for the same patient ID Re-attending within 3 months - Adults	210	1,748	12.0%	15.7%	16.6%	15.4%
% of FP17s for the same patient ID Re-attending between 3 & 9 months - Children	662	1,247	53.1%	44.8%	48.8%	58.9%
% of FP17s for the same patient ID Re-attending between 3 & 9 months - Adults	787	1,748	45.0%	37.3%	39.3%	51.6%
% of FP17s for Band 1 Urgent Courses	170	2,837	6.0%	10.9%	10.6%	8.9%
% of FP17s Relating to Free Repair or Replacements	6	2,837	0.2%	0.5%	0.5%	0.8%
% of FP17s Relating to Continuations	6	2,837	0.2%	0.7%	0.7%	0.9%
% of Patients satisfied with the dentistry they have received	6	6	N/A	91.0%	90.4%	93.2%
% of Patients satisfied with the time they had to wait for an appointment	5	6	N/A	83.8%	85.3%	88.8%

* This is based on patients treated on this contract for their most recent course of treatment. Figures in italics indicate the base number of FP17s or Patient Questionnaire responses are less than 100. N/A is shown where the base number of responses is less than 10 during the period. % is calculated as Quantity/Base number*100

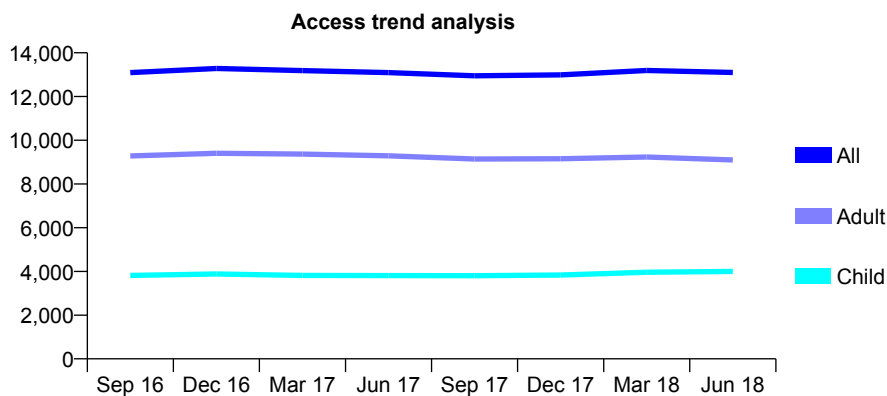
Q61 - Vital Signs At a Glance Contract Report for 825948/0003 - June 2018

Name or company name	MR JK KOTECHA
Contract type name	GDS Contract
Purpose of contract	General
Contract start date	01/04/2006
Contract end date	

18/19 Contracted general activity (UDA)	37,108
Carry forward general activity (UDA)	0
18/19 Contracted orthodontic activity (UOA)	0
Carry forward orthodontic activity (UOA)	0
Baseline contract value	£1,150,387.24

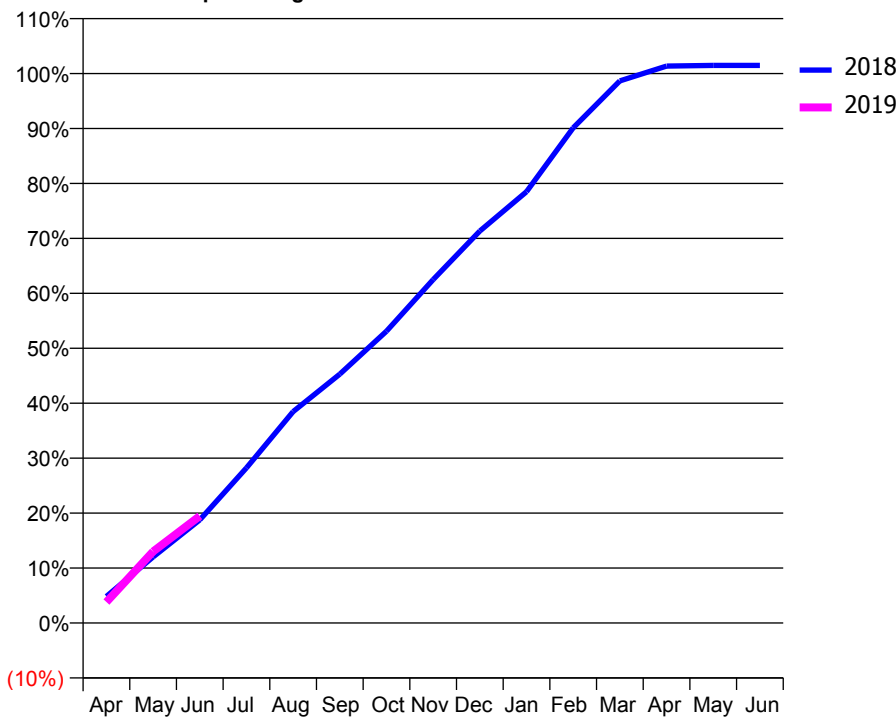
ACCESS*

Patients seen in 24 months	Total	Change since previous quarter
Quarter ending June 2017	13,094	
Quarter ending September 2017	12,949	↓
Quarter ending December 2017	12,990	→
Quarter ending March 2018	13,193	→
Quarter ending June 2018	13,098	→
Variance since June 2017	0.0%	→



ACTIVITY

Cumulative percentage of contracted UDA delivered 2018 & 2019



Month	Adjusted Scheduled Activity (UDA)	
	2018	2019
April	1,798	1,415
May	4,465	4,833
June	6,967	7,224
July	10,482	
August	14,275	
September	16,805	
October	19,707	
November	23,196	
December	26,471	
January	29,126	
February	33,444	
March	36,612	
April	37,606	
May	37,652	
June	37,652	

QUALITY

	Quantity	Base Number	Contract	AT	Region	England
% of FP17s for the same patient ID Re-attending within 3 months - Children	68	1,110	6.1%	10.5%	11.5%	11.5%
% of FP17s for the same patient ID Re-attending within 3 months - Adults	256	2,112	12.1%	15.7%	16.6%	15.4%
% of FP17s for the same patient ID Re-attending between 3 & 9 months - Children	509	1,110	45.9%	44.8%	48.8%	58.9%
% of FP17s for the same patient ID Re-attending between 3 & 9 months - Adults	808	2,112	38.3%	37.3%	39.3%	51.6%
% of FP17s for Band 1 Urgent Courses	244	2,862	8.5%	10.9%	10.6%	8.9%
% of FP17s Relating to Free Repair or Replacements	27	2,862	0.9%	0.5%	0.5%	0.8%
% of FP17s Relating to Continuations	14	2,862	0.5%	0.7%	0.7%	0.9%
% of Patients satisfied with the dentistry they have received	5	5	N/A	91.0%	90.4%	93.2%
% of Patients satisfied with the time they had to wait for an appointment	3	5	N/A	83.8%	85.3%	88.8%

* This is based on patients treated on this contract for their most recent course of treatment. Figures in italics indicate the base number of FP17s or Patient Questionnaire responses are less than 100. N/A is shown where the base number of responses is less than 10 during the period. % is calculated as Quantity/Base number*100

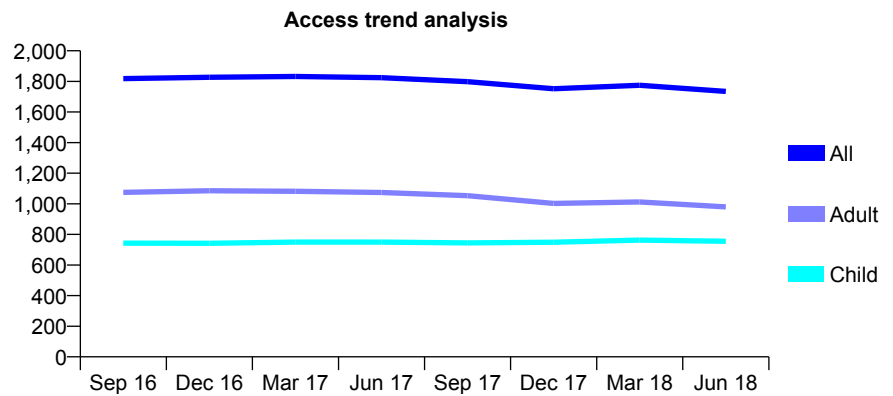
Q61 - Vital Signs At a Glance Contract Report for 828211/0001 - June 2018

Name or company name	MR J PRASHAR
Contract type name	GDS Contract
Purpose of contract	General
Contract start date	01/04/2006
Contract end date	

18/19 Contracted general activity (UDA)	3,968
Carry forward general activity (UDA)	0
18/19 Contracted orthodontic activity (UOA)	0
Carry forward orthodontic activity (UOA)	0
Baseline contract value	£108,483.45

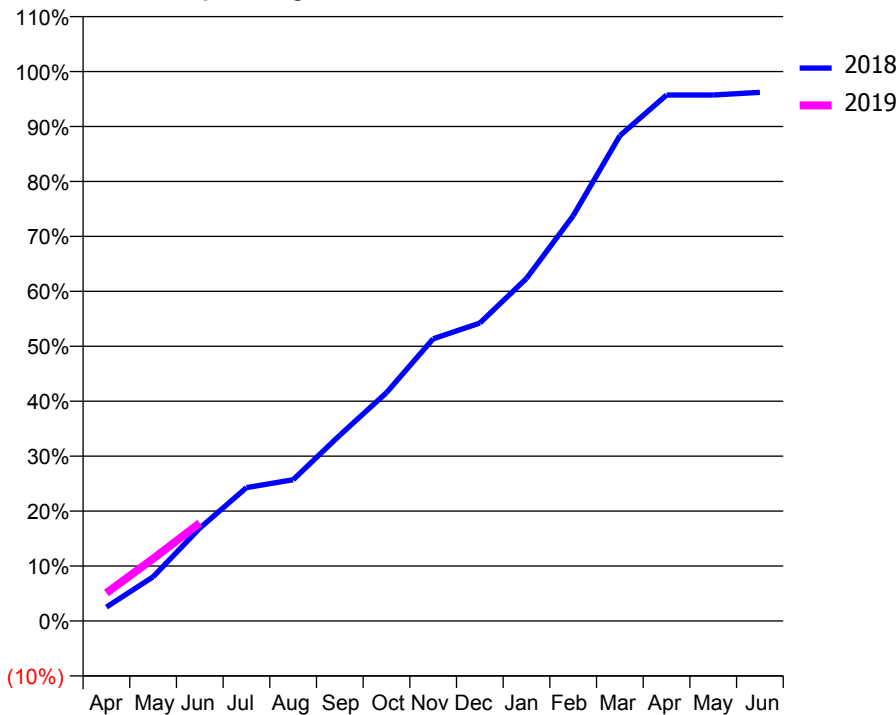
ACCESS*

Patients seen in 24 months	Total	Change since previous quarter
Quarter ending June 2017	1,824	
Quarter ending September 2017	1,798	↓
Quarter ending December 2017	1,752	↓
Quarter ending March 2018	1,775	→
Quarter ending June 2018	1,735	↓
Variance since June 2017	(4.9%)	↓



ACTIVITY

Cumulative percentage of contracted UDA delivered 2018 & 2019



Month	Adjusted Scheduled Activity (UDA)	
	2018	2019
April	101	203
May	319	451
June	670	707
July	964	
August	1,020	
September	1,342	
October	1,649	
November	2,038	
December	2,151	
January	2,474	
February	2,927	
March	3,505	
April	3,799	
May	3,799	
June	3,818	

QUALITY

	Quantity	Base Number	Contract	AT	Region	England
% of FP17s for the same patient ID Re-attending within 3 months - Children	15	228	6.6%	10.5%	11.5%	11.5%
% of FP17s for the same patient ID Re-attending within 3 months - Adults	39	249	15.7%	15.7%	16.6%	15.4%
% of FP17s for the same patient ID Re-attending between 3 & 9 months - Children	135	228	59.2%	44.8%	48.8%	58.9%
% of FP17s for the same patient ID Re-attending between 3 & 9 months - Adults	92	249	36.9%	37.3%	39.3%	51.6%
% of FP17s for Band 1 Urgent Courses	31	365	8.5%	10.9%	10.6%	8.9%
% of FP17s Relating to Free Repair or Replacements	1	365	0.3%	0.5%	0.5%	0.8%
% of FP17s Relating to Continuations	0	365	0.0%	0.7%	0.7%	0.9%
% of Patients satisfied with the dentistry they have received	2	2	N/A	91.0%	90.4%	93.2%
% of Patients satisfied with the time they had to wait for an appointment	2	2	N/A	83.8%	85.3%	88.8%

* This is based on patients treated on this contract for their most recent course of treatment. Figures in italics indicate the base number of FP17s or Patient Questionnaire responses are less than 100. N/A is shown where the base number of responses is less than 10 during the period. % is calculated as Quantity/Base number*100

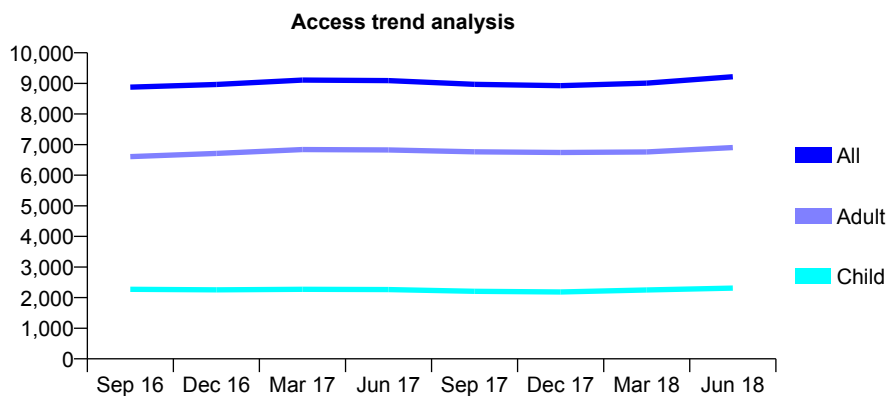
Q61 - Vital Signs At a Glance Contract Report for 828262/0001 - June 2018

Name or company name	MRS GT WARD
Contract type name	GDS Contract
Purpose of contract	General
Contract start date	01/04/2006
Contract end date	

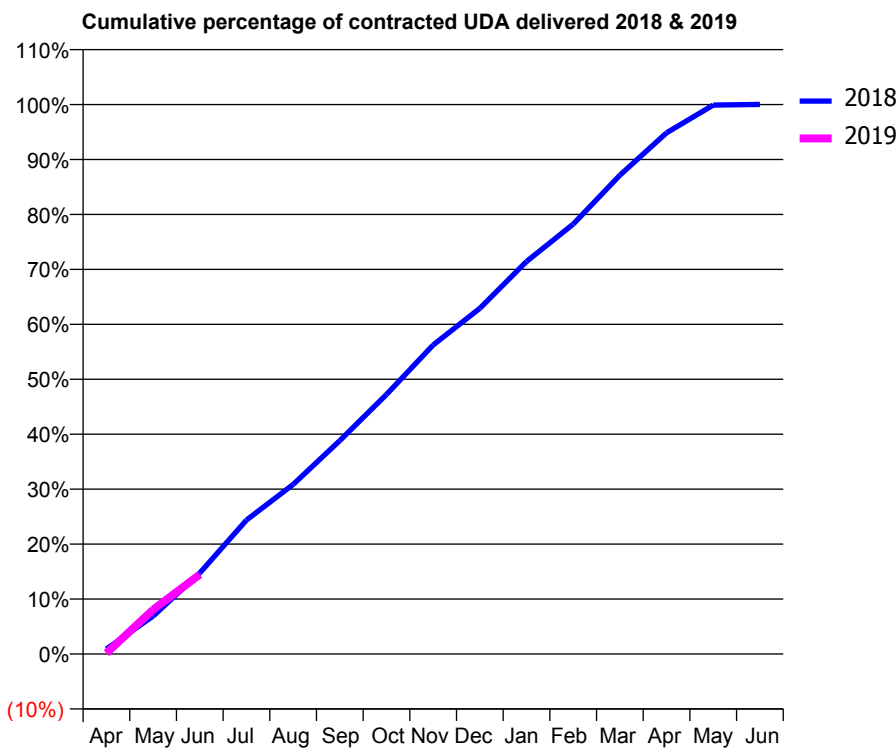
18/19 Contracted general activity (UDA)	17,513
Carry forward general activity (UDA)	0
18/19 Contracted orthodontic activity (UOA)	0
Carry forward orthodontic activity (UOA)	0
Baseline contract value	£460,416.15

ACCESS*

Patients seen in 24 months	Total	Change since previous quarter
Quarter ending June 2017	9,091	
Quarter ending September 2017	8,971	↓
Quarter ending December 2017	8,928	→
Quarter ending March 2018	9,010	→
Quarter ending June 2018	9,216	↑
Variance since June 2017	1.4%	→



ACTIVITY



Month	Adjusted Scheduled Activity (UDA)	
	2018	2019
April	160	26
May	1,211	1,412
June	2,581	2,535
July	4,267	
August	5,405	
September	6,804	
October	8,271	
November	9,849	
December	11,018	
January	12,511	
February	13,701	
March	15,261	
April	16,610	
May	17,495	
June	17,516	

QUALITY

	Quantity	Base Number	Contract	AT	Region	England
% of FP17s for the same patient ID Re-attending within 3 months - Children	34	558	6.1%	10.5%	11.5%	11.5%
% of FP17s for the same patient ID Re-attending within 3 months - Adults	231	1,563	14.8%	15.7%	16.6%	15.4%
% of FP17s for the same patient ID Re-attending between 3 & 9 months - Children	164	558	29.4%	44.8%	48.8%	58.9%
% of FP17s for the same patient ID Re-attending between 3 & 9 months - Adults	286	1,563	18.3%	37.3%	39.3%	51.6%
% of FP17s for Band 1 Urgent Courses	208	1,391	15.0%	10.9%	10.6%	8.9%
% of FP17s Relating to Free Repair or Replacements	16	1,391	1.2%	0.5%	0.5%	0.8%
% of FP17s Relating to Continuations	7	1,391	0.5%	0.7%	0.7%	0.9%
% of Patients satisfied with the dentistry they have received	8	10	80.0%	91.0%	90.4%	93.2%
% of Patients satisfied with the time they had to wait for an appointment	9	10	90.0%	83.8%	85.3%	88.8%

* This is based on patients treated on this contract for their most recent course of treatment. Figures in italics indicate the base number of FP17s or Patient Questionnaire responses are less than 100. N/A is shown where the base number of responses is less than 10 during the period. % is calculated as Quantity/Base number*100

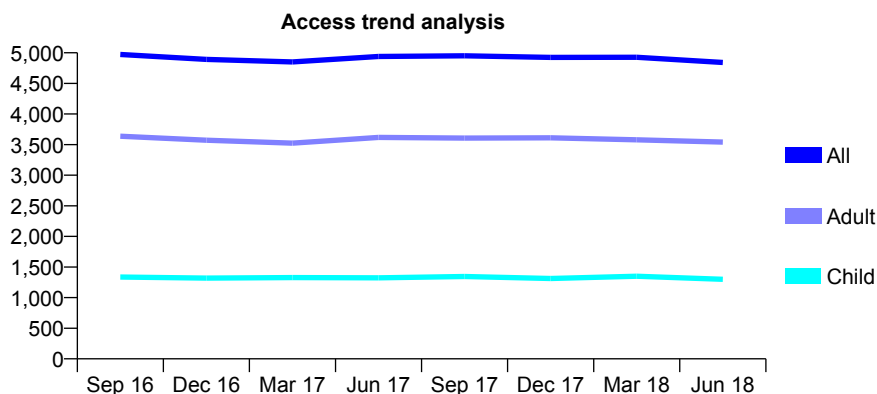
Q61 - Vital Signs At a Glance Contract Report for 828262/0002 - June 2018

Name or company name	MRS GT WARD
Contract type name	GDS Contract
Purpose of contract	General
Contract start date	20/12/2011
Contract end date	

18/19 Contracted general activity (UDA)	10,554
Carry forward general activity (UDA)	0
18/19 Contracted orthodontic activity (UOA)	0
Carry forward orthodontic activity (UOA)	0
Baseline contract value	£287,639.73

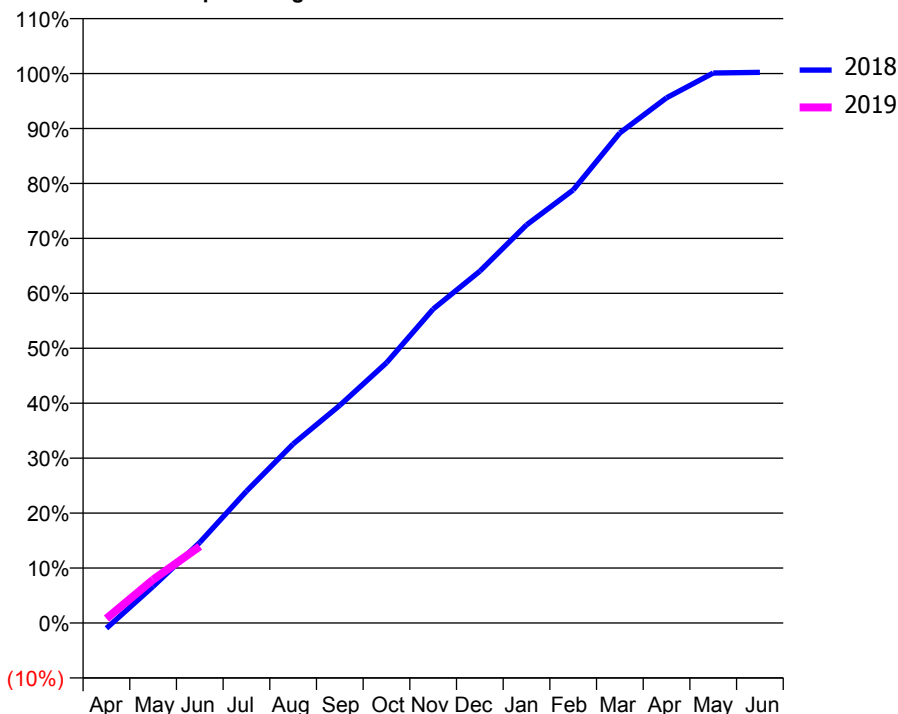
ACCESS*

Patients seen in 24 months	Total	Change since previous quarter
Quarter ending June 2017	4,940	
Quarter ending September 2017	4,951	→
Quarter ending December 2017	4,924	→
Quarter ending March 2018	4,927	→
Quarter ending June 2018	4,842	↓
Variance since June 2017	(2.0%)	↓



ACTIVITY

Cumulative percentage of contracted UDA delivered 2018 & 2019



Month	Adjusted Scheduled Activity (UDA)	
	2018	2019
April	-104	86
May	702	834
June	1,549	1,473
July	2,532	
August	3,440	
September	4,181	
October	4,999	
November	6,030	
December	6,757	
January	7,647	
February	8,318	
March	9,413	
April	10,087	
May	10,564	
June	10,577	

QUALITY

	Quantity	Base Number	Contract	AT	Region	England
% of FP17s for the same patient ID Re-attending within 3 months - Children	22	306	7.2%	10.5%	11.5%	11.5%
% of FP17s for the same patient ID Re-attending within 3 months - Adults	87	719	12.1%	15.7%	16.6%	15.4%
% of FP17s for the same patient ID Re-attending between 3 & 9 months - Children	95	306	31.0%	44.8%	48.8%	58.9%
% of FP17s for the same patient ID Re-attending between 3 & 9 months - Adults	150	719	20.9%	37.3%	39.3%	51.6%
% of FP17s for Band 1 Urgent Courses	98	653	15.0%	10.9%	10.6%	8.9%
% of FP17s Relating to Free Repair or Replacements	7	653	1.1%	0.5%	0.5%	0.8%
% of FP17s Relating to Continuations	3	653	0.5%	0.7%	0.7%	0.9%
% of Patients satisfied with the dentistry they have received	6	6	N/A	91.0%	90.4%	93.2%
% of Patients satisfied with the time they had to wait for an appointment	5	6	N/A	83.8%	85.3%	88.8%

* This is based on patients treated on this contract for their most recent course of treatment. Figures in italics indicate the base number of FP17s or Patient Questionnaire responses are less than 100. N/A is shown where the base number of responses is less than 10 during the period. % is calculated as Quantity/Base number*100

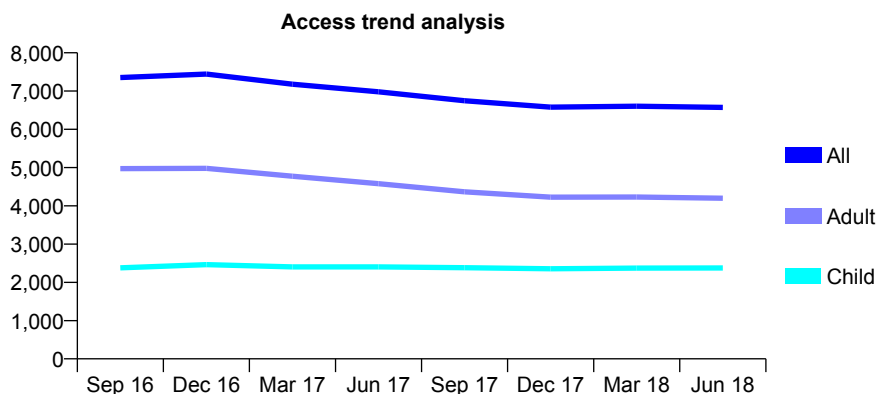
Q61 - Vital Signs At a Glance Contract Report for 829285/0001 - June 2018

Name or company name	MRS CO ADELOYE
Contract type name	Pilot Contract
Purpose of contract	General
Contract start date	01/04/2006
Contract end date	

18/19 Contracted general activity (UDA)	22,618
Carry forward general activity (UDA)	0
18/19 Contracted orthodontic activity (UOA)	0
Carry forward orthodontic activity (UOA)	0
Baseline contract value	£565,546.81

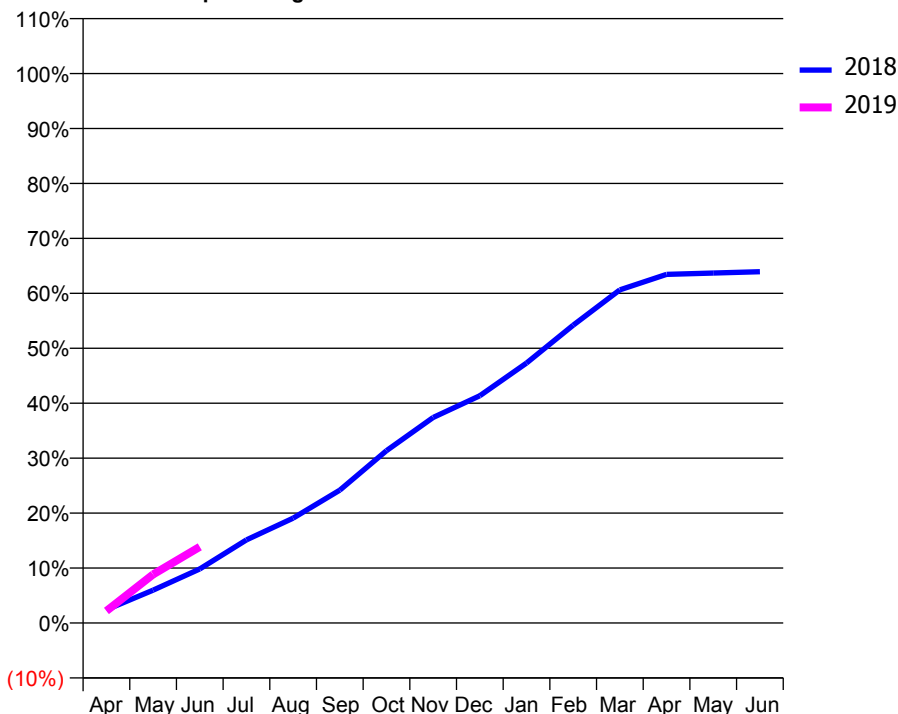
ACCESS*

Patients seen in 24 months	Total	Change since previous quarter
Quarter ending June 2017	6,981	
Quarter ending September 2017	6,748	↓
Quarter ending December 2017	6,581	↓
Quarter ending March 2018	6,603	→
Quarter ending June 2018	6,574	→
Variance since June 2017	(5.8%)	↓



ACTIVITY

Cumulative percentage of contracted UDA delivered 2018 & 2019



Month	Adjusted Scheduled Activity (UDA)	
	2018	2019
April	544	498
May	1,352	1,999
June	2,225	3,139
July	3,425	
August	4,316	
September	5,470	
October	7,091	
November	8,460	
December	9,354	
January	10,701	
February	12,257	
March	13,713	
April	14,352	
May	14,404	
June	14,460	

QUALITY

	Quantity	Base Number	Contract	AT	Region	England
% of FP17s for the same patient ID Re-attending within 3 months - Children	24	536	4.5%	10.5%	11.5%	11.5%
% of FP17s for the same patient ID Re-attending within 3 months - Adults	79	852	9.3%	15.7%	16.6%	15.4%
% of FP17s for the same patient ID Re-attending between 3 & 9 months - Children	97	536	18.1%	44.8%	48.8%	58.9%
% of FP17s for the same patient ID Re-attending between 3 & 9 months - Adults	154	852	18.1%	37.3%	39.3%	51.6%
% of FP17s for Band 1 Urgent Courses	60	1,105	5.4%	10.9%	10.6%	8.9%
% of FP17s Relating to Free Repair or Replacements	2	1,105	0.2%	0.5%	0.5%	0.8%
% of FP17s Relating to Continuations	5	1,105	0.5%	0.7%	0.7%	0.9%
% of Patients satisfied with the dentistry they have received	0	0	N/A	91.0%	90.4%	93.2%
% of Patients satisfied with the time they had to wait for an appointment	0	0	N/A	83.8%	85.3%	88.8%

* This is based on patients treated on this contract for their most recent course of treatment. Figures in italics indicate the base number of FP17s or Patient Questionnaire responses are less than 100. N/A is shown where the base number of responses is less than 10 during the period. % is calculated as Quantity/Base number*100

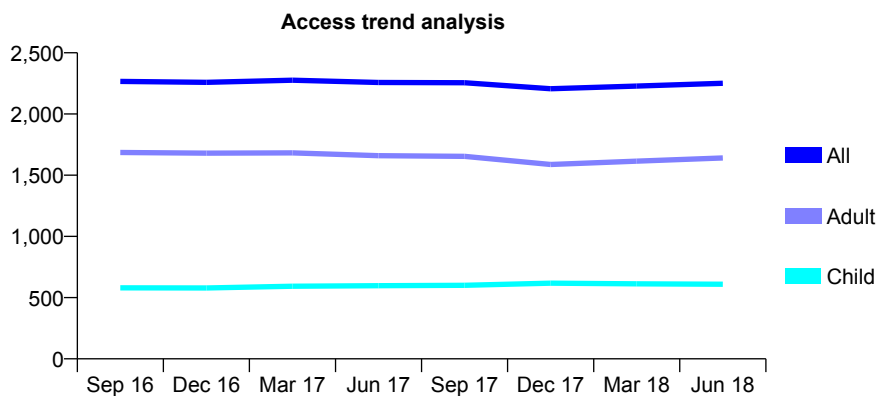
Q61 - Vital Signs At a Glance Contract Report for 831522/0001 - June 2018

Name or company name	MISS G HAKHAMANESHI
Contract type name	GDS Contract
Purpose of contract	General
Contract start date	01/04/2006
Contract end date	

18/19 Contracted general activity (UDA)	7,126
Carry forward general activity (UDA)	0
18/19 Contracted orthodontic activity (UOA)	0
Carry forward orthodontic activity (UOA)	0
Baseline contract value	£250,413.66

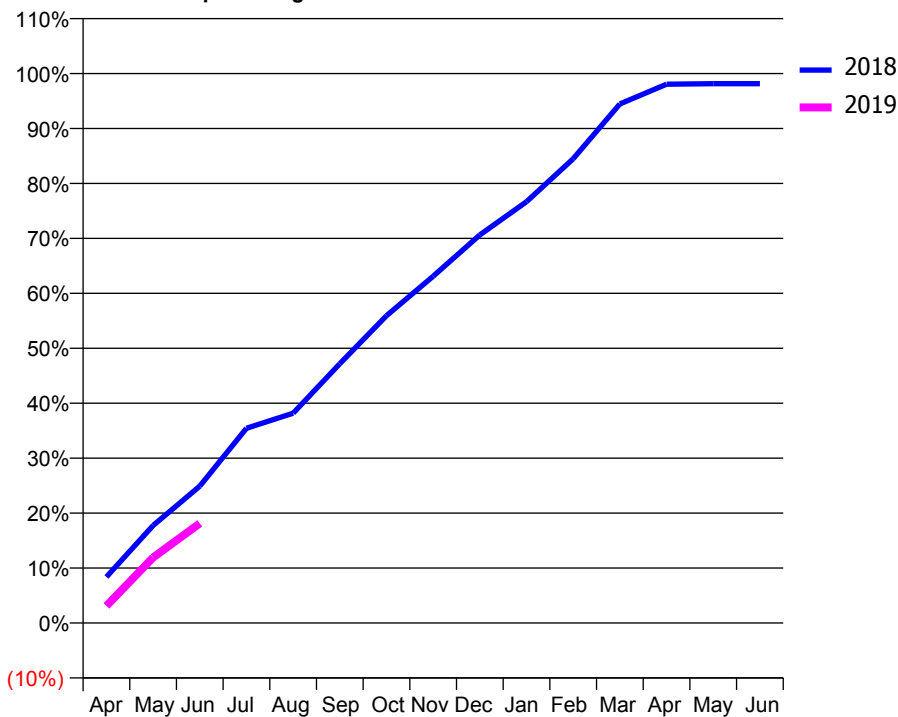
ACCESS*

Patients seen in 24 months	Total	Change since previous quarter
Quarter ending June 2017	2,258	
Quarter ending September 2017	2,255	→
Quarter ending December 2017	2,206	↓
Quarter ending March 2018	2,228	→
Quarter ending June 2018	2,251	→
Variance since June 2017	(0.3%)	→



ACTIVITY

Cumulative percentage of contracted UDA delivered 2018 & 2019



Month	Adjusted Scheduled Activity (UDA)	
	2018	2019
April	597	222
May	1,266	849
June	1,775	1,293
July	2,526	
August	2,720	
September	3,362	
October	3,986	
November	4,497	
December	5,033	
January	5,463	
February	6,020	
March	6,731	
April	6,988	
May	6,994	
June	6,994	

QUALITY

	Quantity	Base Number	Contract	AT	Region	England
% of FP17s for the same patient ID Re-attending within 3 months - Children	7	186	3.8%	10.5%	11.5%	11.5%
% of FP17s for the same patient ID Re-attending within 3 months - Adults	71	497	14.3%	15.7%	16.6%	15.4%
% of FP17s for the same patient ID Re-attending between 3 & 9 months - Children	117	186	62.9%	44.8%	48.8%	58.9%
% of FP17s for the same patient ID Re-attending between 3 & 9 months - Adults	229	497	46.1%	37.3%	39.3%	51.6%
% of FP17s for Band 1 Urgent Courses	42	560	7.5%	10.9%	10.6%	8.9%
% of FP17s Relating to Free Repair or Replacements	2	560	0.4%	0.5%	0.5%	0.8%
% of FP17s Relating to Continuations	7	560	1.3%	0.7%	0.7%	0.9%
% of Patients satisfied with the dentistry they have received	2	2	N/A	91.0%	90.4%	93.2%
% of Patients satisfied with the time they had to wait for an appointment	2	2	N/A	83.8%	85.3%	88.8%

* This is based on patients treated on this contract for their most recent course of treatment. Figures in italics indicate the base number of FP17s or Patient Questionnaire responses are less than 100. N/A is shown where the base number of responses is less than 10 during the period. % is calculated as Quantity/Base number*100

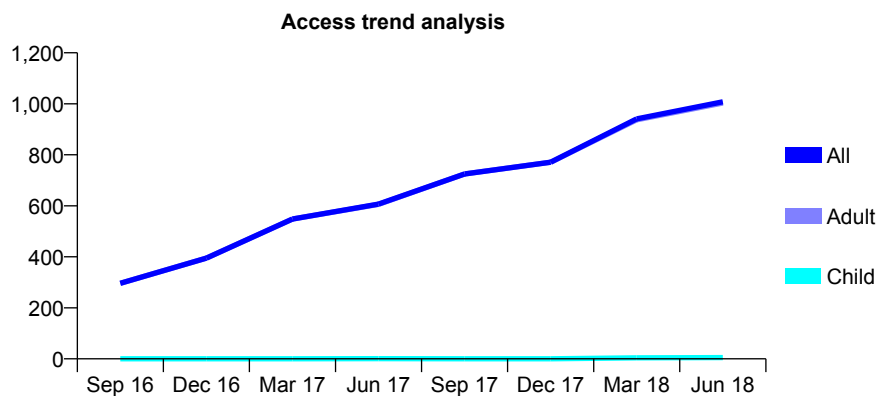
Q61 - Vital Signs At a Glance Contract Report for 832391/0002 - June 2018

Name or company name	MR M TORZ
Contract type name	PDS Contract
Purpose of contract	General
Contract start date	01/04/2006
Contract end date	30/06/2018

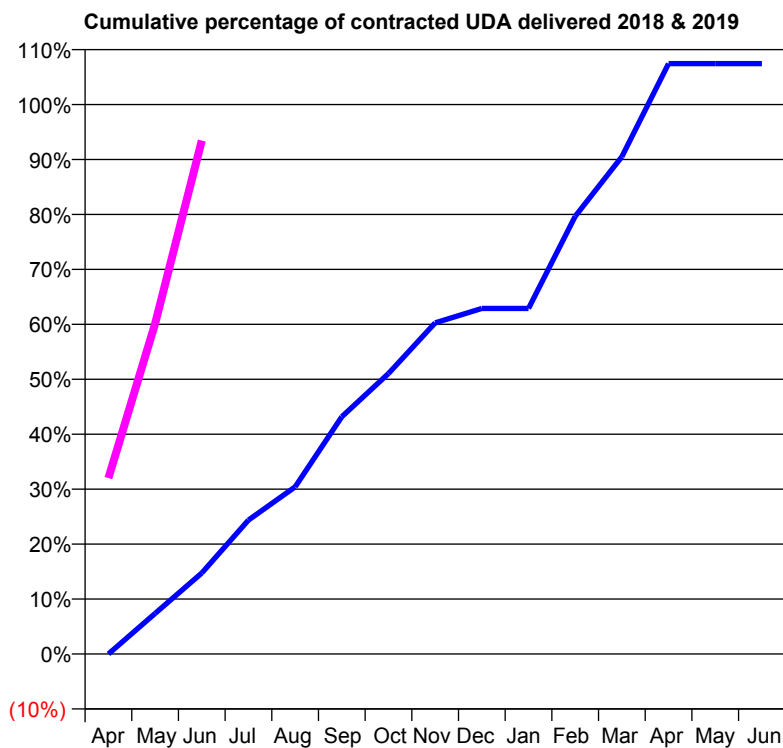
18/19 Contracted general activity (UDA)	534
Carry forward general activity (UDA)	0
18/19 Contracted orthodontic activity (UOA)	0
Carry forward orthodontic activity (UOA)	0
Baseline contract value	£27,557.80

ACCESS*

Patients seen in 24 months	Total	Change since previous quarter
Quarter ending June 2017	607	
Quarter ending September 2017	725	↑
Quarter ending December 2017	771	↑
Quarter ending March 2018	941	↑
Quarter ending June 2018	1,008	↑
Variance since June 2017	66.1%	↑



ACTIVITY



Month	Adjusted Scheduled Activity (UDA)	
	2018	2019
April	0	171
May	158	321
June	315	499
July	521	
August	650	
September	923	
October	1,091	
November	1,288	
December	1,344	
January	1,344	
February	1,702	
March	1,934	
April	2,296	
May	2,296	
June	2,296	

QUALITY

	Quantity	Base Number	Contract	AT	Region	England
% of FP17s for the same patient ID Re-attending within 3 months - Children	0	6	0.0%	10.5%	11.5%	11.5%
% of FP17s for the same patient ID Re-attending within 3 months - Adults	0	309	0.0%	15.7%	16.6%	15.4%
% of FP17s for the same patient ID Re-attending between 3 & 9 months - Children	0	6	0.0%	44.8%	48.8%	58.9%
% of FP17s for the same patient ID Re-attending between 3 & 9 months - Adults	1	309	0.3%	37.3%	39.3%	51.6%
% of FP17s for Band 1 Urgent Courses	0	181	0.0%	10.9%	10.6%	8.9%
% of FP17s Relating to Free Repair or Replacements	0	181	0.0%	0.5%	0.5%	0.8%
% of FP17s Relating to Continuations	0	181	0.0%	0.7%	0.7%	0.9%
% of Patients satisfied with the dentistry they have received	0	0	N/A	91.0%	90.4%	93.2%
% of Patients satisfied with the time they had to wait for an appointment	0	0	N/A	83.8%	85.3%	88.8%

* This is based on patients treated on this contract for their most recent course of treatment. Figures in italics indicate the base number of FP17s or Patient Questionnaire responses are less than 100. N/A is shown where the base number of responses is less than 10 during the period. % is calculated as Quantity/Base number*100

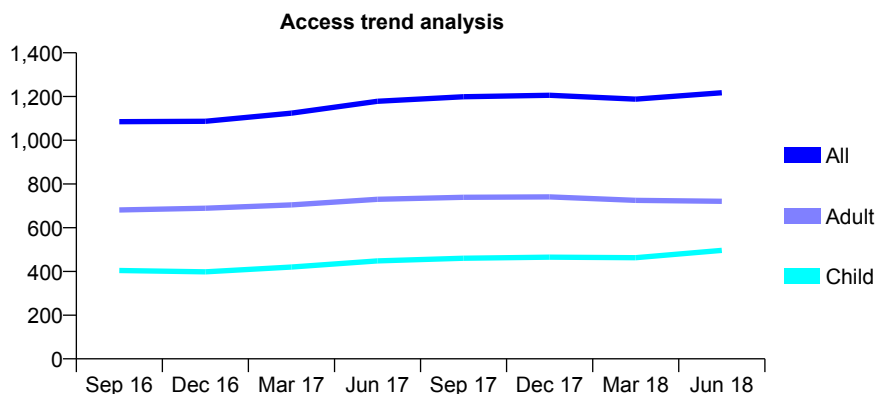
Q61 - Vital Signs At a Glance Contract Report for 839167/0001 - June 2018

Name or company name	Promenade Dental Practice
Contract type name	GDS Contract
Purpose of contract	General
Contract start date	01/04/2006
Contract end date	

18/19 Contracted general activity (UDA)	1,992
Carry forward general activity (UDA)	0
18/19 Contracted orthodontic activity (UOA)	0
Carry forward orthodontic activity (UOA)	0
Baseline contract value	£62,432.89

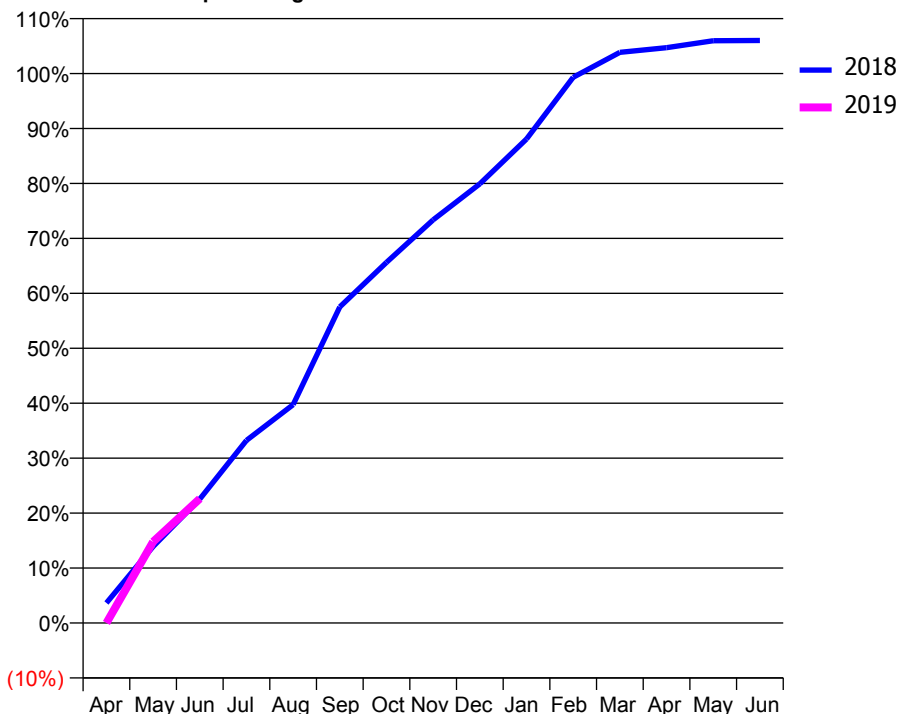
ACCESS*

Patients seen in 24 months	Total	Change since previous quarter
Quarter ending June 2017	1,178	
Quarter ending September 2017	1,199	→
Quarter ending December 2017	1,206	→
Quarter ending March 2018	1,188	↓
Quarter ending June 2018	1,217	↑
Variance since June 2017	3.3%	↑



ACTIVITY

Cumulative percentage of contracted UDA delivered 2018 & 2019



Month	Adjusted Scheduled Activity (UDA)	
	2018	2019
April	73	0
May	277	295
June	449	451
July	662	
August	792	
September	1,146	
October	1,307	
November	1,461	
December	1,592	
January	1,755	
February	1,978	
March	2,069	
April	2,085	
May	2,111	
June	2,112	

QUALITY

	Quantity	Base Number	Contract	AT	Region	England
% of FP17s for the same patient ID Re-attending within 3 months - Children	9	125	7.2%	10.5%	11.5%	11.5%
% of FP17s for the same patient ID Re-attending within 3 months - Adults	19	195	9.7%	15.7%	16.6%	15.4%
% of FP17s for the same patient ID Re-attending between 3 & 9 months - Children	51	125	40.8%	44.8%	48.8%	58.9%
% of FP17s for the same patient ID Re-attending between 3 & 9 months - Adults	81	195	41.5%	37.3%	39.3%	51.6%
% of FP17s for Band 1 Urgent Courses	18	279	6.5%	10.9%	10.6%	8.9%
% of FP17s Relating to Free Repair or Replacements	0	279	0.0%	0.5%	0.5%	0.8%
% of FP17s Relating to Continuations	1	279	0.4%	0.7%	0.7%	0.9%
% of Patients satisfied with the dentistry they have received	0	0	N/A	91.0%	90.4%	93.2%
% of Patients satisfied with the time they had to wait for an appointment	0	0	N/A	83.8%	85.3%	88.8%

* This is based on patients treated on this contract for their most recent course of treatment. Figures in italics indicate the base number of FP17s or Patient Questionnaire responses are less than 100. N/A is shown where the base number of responses is less than 10 during the period. % is calculated as Quantity/Base number*100

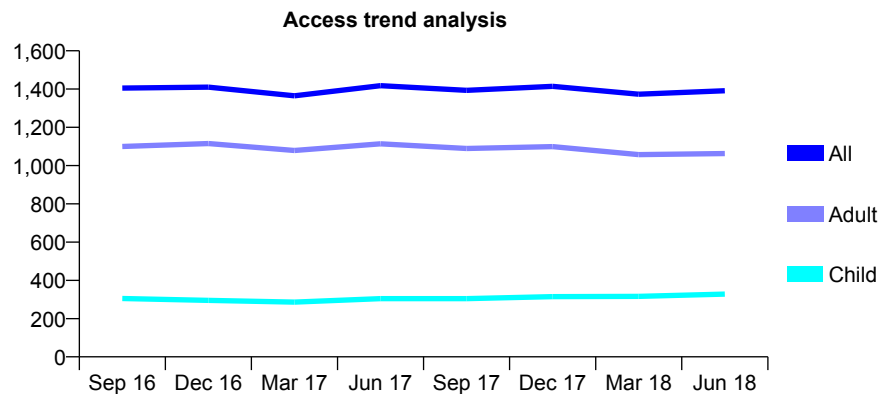
Q61 - Vital Signs At a Glance Contract Report for 839779/0001 - June 2018

Name or company name	MR M SIMYAB
Contract type name	GDS Contract
Purpose of contract	General
Contract start date	01/04/2006
Contract end date	

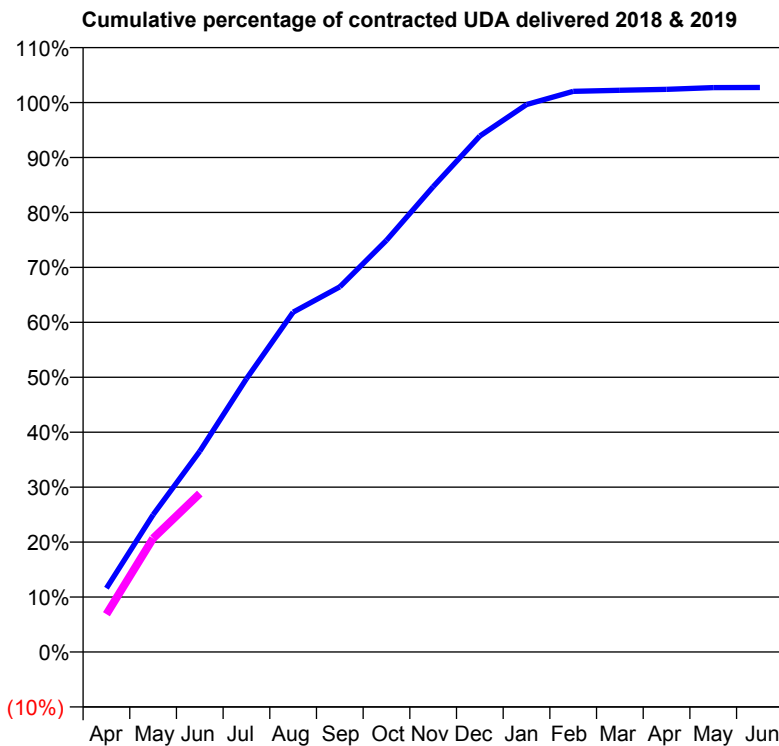
18/19 Contracted general activity (UDA)	3,780
Carry forward general activity (UDA)	0
18/19 Contracted orthodontic activity (UOA)	0
Carry forward orthodontic activity (UOA)	0
Baseline contract value	£137,861.11

ACCESS*

Patients seen in 24 months	Total	Change since previous quarter
Quarter ending June 2017	1,418	
Quarter ending September 2017	1,393	↓
Quarter ending December 2017	1,414	→
Quarter ending March 2018	1,373	↓
Quarter ending June 2018	1,391	→
Variance since June 2017	(1.9%)	↓



ACTIVITY



Month	Adjusted Scheduled Activity (UDA)	
	2018	2019
April	439	260
May	944	782
June	1,381	1,090
July	1,880	
August	2,337	
September	2,512	
October	2,832	
November	3,201	
December	3,549	
January	3,766	
February	3,857	
March	3,864	
April	3,870	
May	3,882	
June	3,883	

QUALITY

	Quantity	Base Number	Contract	AT	Region	England
% of FP17s for the same patient ID Re-attending within 3 months - Children	7	94	7.4%	10.5%	11.5%	11.5%
% of FP17s for the same patient ID Re-attending within 3 months - Adults	35	317	11.0%	15.7%	16.6%	15.4%
% of FP17s for the same patient ID Re-attending between 3 & 9 months - Children	25	94	26.6%	44.8%	48.8%	58.9%
% of FP17s for the same patient ID Re-attending between 3 & 9 months - Adults	119	317	37.5%	37.3%	39.3%	51.6%
% of FP17s for Band 1 Urgent Courses	40	400	10.0%	10.9%	10.6%	8.9%
% of FP17s Relating to Free Repair or Replacements	0	400	0.0%	0.5%	0.5%	0.8%
% of FP17s Relating to Continuations	10	400	2.5%	0.7%	0.7%	0.9%
% of Patients satisfied with the dentistry they have received	0	0	N/A	91.0%	90.4%	93.2%
% of Patients satisfied with the time they had to wait for an appointment	0	0	N/A	83.8%	85.3%	88.8%

* This is based on patients treated on this contract for their most recent course of treatment. Figures in italics indicate the base number of FP17s or Patient Questionnaire responses are less than 100. N/A is shown where the base number of responses is less than 10 during the period. % is calculated as Quantity/Base number*100

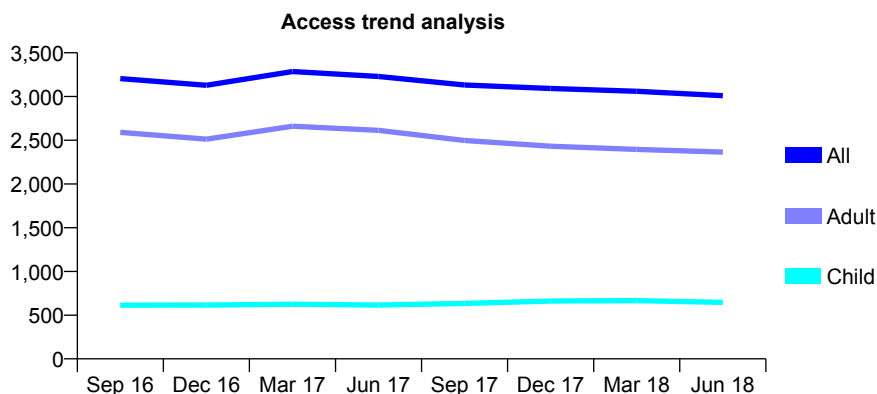
Q61 - Vital Signs At a Glance Contract Report for 841242/0001 - June 2018

Name or company name	MRS O SULAIMAN
Contract type name	GDS Contract
Purpose of contract	General
Contract start date	01/04/2006
Contract end date	

18/19 Contracted general activity (UDA)	6,663
Carry forward general activity (UDA)	0
18/19 Contracted orthodontic activity (UOA)	0
Carry forward orthodontic activity (UOA)	0
Baseline contract value	£187,323.98

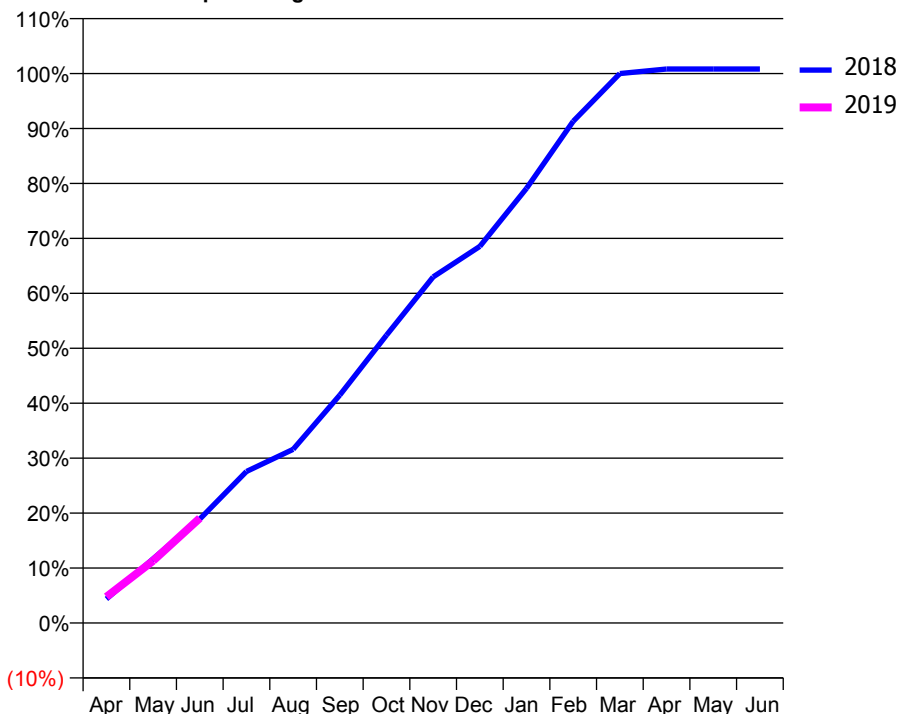
ACCESS*

Patients seen in 24 months	Total	Change since previous quarter
Quarter ending June 2017	3,229	
Quarter ending September 2017	3,131	↓
Quarter ending December 2017	3,092	↓
Quarter ending March 2018	3,060	↓
Quarter ending June 2018	3,010	↓
Variance since June 2017	(6.8%)	↓



ACTIVITY

Cumulative percentage of contracted UDA delivered 2018 & 2019



Adjusted Scheduled Activity (UDA)

Month	2018	2019
April	292	317
May	779	754
June	1,261	1,271
July	1,838	
August	2,107	
September	2,764	
October	3,490	
November	4,197	
December	4,567	
January	5,270	
February	6,083	
March	6,662	
April	6,718	
May	6,718	
June	6,718	

QUALITY

	Quantity	Base Number	Contract	AT	Region	England
% of FP17s for the same patient ID Re-attending within 3 months - Children	35	195	17.9%	10.5%	11.5%	11.5%
% of FP17s for the same patient ID Re-attending within 3 months - Adults	52	447	11.6%	15.7%	16.6%	15.4%
% of FP17s for the same patient ID Re-attending between 3 & 9 months - Children	89	195	45.6%	44.8%	48.8%	58.9%
% of FP17s for the same patient ID Re-attending between 3 & 9 months - Adults	170	447	38.0%	37.3%	39.3%	51.6%
% of FP17s for Band 1 Urgent Courses	57	620	9.2%	10.9%	10.6%	8.9%
% of FP17s Relating to Free Repair or Replacements	0	620	0.0%	0.5%	0.5%	0.8%
% of FP17s Relating to Continuations	0	620	0.0%	0.7%	0.7%	0.9%
% of Patients satisfied with the dentistry they have received	1	1	N/A	91.0%	90.4%	93.2%
% of Patients satisfied with the time they had to wait for an appointment	0	1	N/A	83.8%	85.3%	88.8%

* This is based on patients treated on this contract for their most recent course of treatment. Figures in italics indicate the base number of FP17s or Patient Questionnaire responses are less than 100. N/A is shown where the base number of responses is less than 10 during the period. % is calculated as Quantity/Base number*100

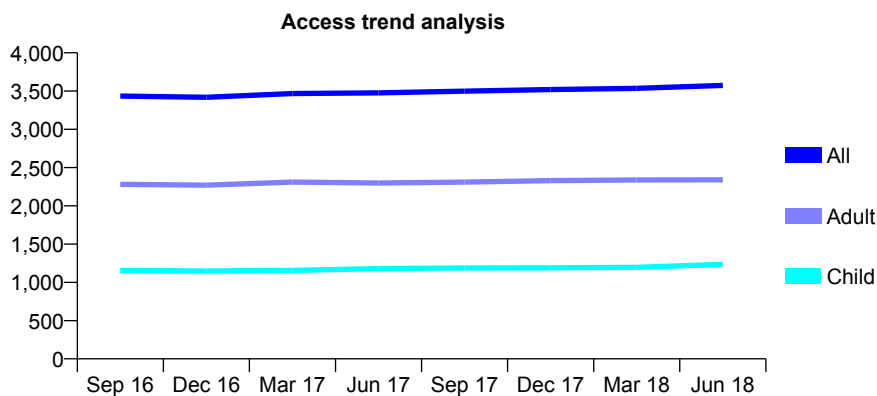
Q61 - Vital Signs At a Glance Contract Report for 841390/0001 - June 2018

Name or company name	MR AG PATEL
Contract type name	GDS Contract
Purpose of contract	General
Contract start date	01/04/2006
Contract end date	

18/19 Contracted general activity (UDA)	6,499
Carry forward general activity (UDA)	0
18/19 Contracted orthodontic activity (UOA)	0
Carry forward orthodontic activity (UOA)	0
Baseline contract value	£185,464.81

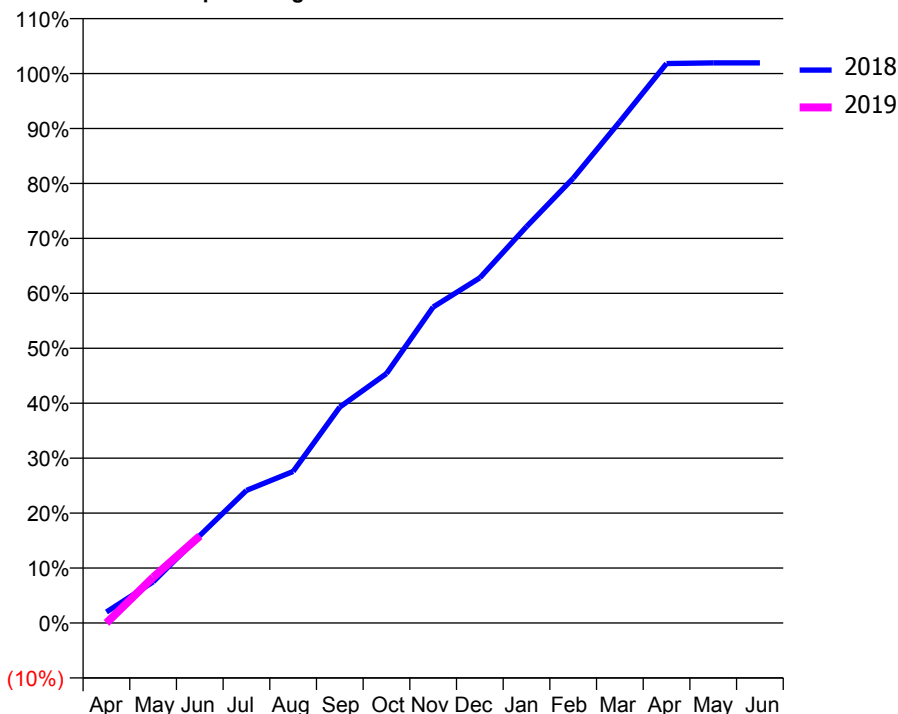
ACCESS*

Patients seen in 24 months	Total	Change since previous quarter
Quarter ending June 2017	3,477	
Quarter ending September 2017	3,499	→
Quarter ending December 2017	3,519	→
Quarter ending March 2018	3,535	→
Quarter ending June 2018	3,574	→
Variance since June 2017	2.8%	↑



ACTIVITY

Cumulative percentage of contracted UDA delivered 2018 & 2019



Month	Adjusted Scheduled Activity (UDA)	
	2018	2019
April	130	0
May	486	540
June	1,033	1,029
July	1,569	
August	1,792	
September	2,555	
October	2,950	
November	3,737	
December	4,082	
January	4,688	
February	5,260	
March	5,931	
April	6,617	
May	6,625	
June	6,625	

QUALITY

	Quantity	Base Number	Contract	AT	Region	England
% of FP17s for the same patient ID Re-attending within 3 months - Children	3	381	0.8%	10.5%	11.5%	11.5%
% of FP17s for the same patient ID Re-attending within 3 months - Adults	16	520	3.1%	15.7%	16.6%	15.4%
% of FP17s for the same patient ID Re-attending between 3 & 9 months - Children	172	381	45.1%	44.8%	48.8%	58.9%
% of FP17s for the same patient ID Re-attending between 3 & 9 months - Adults	207	520	39.8%	37.3%	39.3%	51.6%
% of FP17s for Band 1 Urgent Courses	2	617	0.3%	10.9%	10.6%	8.9%
% of FP17s Relating to Free Repair or Replacements	0	617	0.0%	0.5%	0.5%	0.8%
% of FP17s Relating to Continuations	2	617	0.3%	0.7%	0.7%	0.9%
% of Patients satisfied with the dentistry they have received	1	1	N/A	91.0%	90.4%	93.2%
% of Patients satisfied with the time they had to wait for an appointment	0	1	N/A	83.8%	85.3%	88.8%

* This is based on patients treated on this contract for their most recent course of treatment. Figures in italics indicate the base number of FP17s or Patient Questionnaire responses are less than 100. N/A is shown where the base number of responses is less than 10 during the period. % is calculated as Quantity/Base number*100

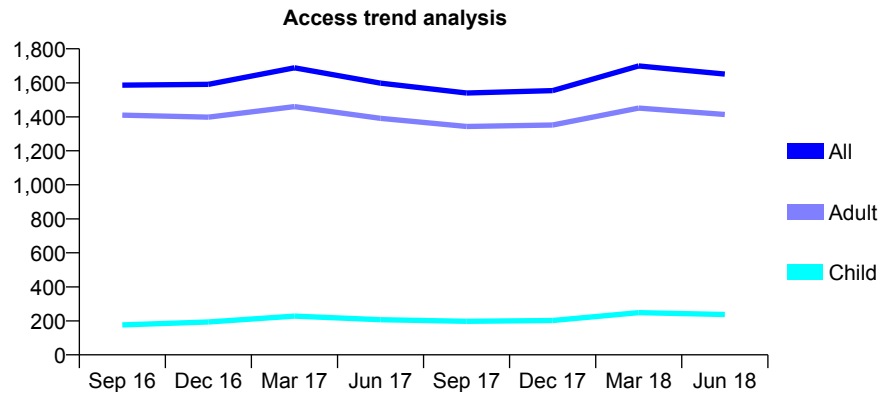
Q61 - Vital Signs At a Glance Contract Report for 841463/0001 - June 2018

Name or company name	MR H TOSI
Contract type name	GDS Contract
Purpose of contract	General
Contract start date	01/04/2006
Contract end date	

18/19 Contracted general activity (UDA)	3,786
Carry forward general activity (UDA)	0
18/19 Contracted orthodontic activity (UOA)	0
Carry forward orthodontic activity (UOA)	0
Baseline contract value	£193,879.17

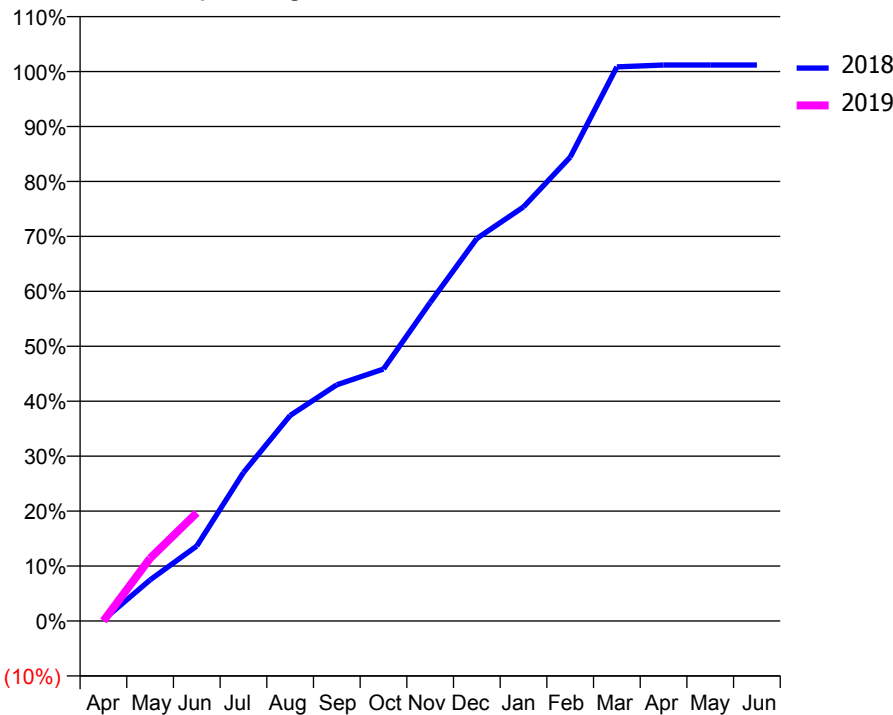
ACCESS*

Patients seen in 24 months	Total	Change since previous quarter
Quarter ending June 2017	1,598	
Quarter ending September 2017	1,540	↓
Quarter ending December 2017	1,554	→
Quarter ending March 2018	1,699	↑
Quarter ending June 2018	1,651	↓
Variance since June 2017	3.3%	↑



ACTIVITY

Cumulative percentage of contracted UDA delivered 2018 & 2019



Month	Adjusted Scheduled Activity (UDA)	
	2018	2019
April	9	0
May	283	432
June	517	746
July	1,023	
August	1,416	
September	1,627	
October	1,736	
November	2,194	
December	2,636	
January	2,853	
February	3,196	
March	3,818	
April	3,831	
May	3,831	
June	3,831	

QUALITY

	Quantity	Base Number	Contract	AT	Region	England
% of FP17s for the same patient ID Re-attending within 3 months - Children	3	37	8.1%	10.5%	11.5%	11.5%
% of FP17s for the same patient ID Re-attending within 3 months - Adults	29	268	10.8%	15.7%	16.6%	15.4%
% of FP17s for the same patient ID Re-attending between 3 & 9 months - Children	8	37	21.6%	44.8%	48.8%	58.9%
% of FP17s for the same patient ID Re-attending between 3 & 9 months - Adults	63	268	23.5%	37.3%	39.3%	51.6%
% of FP17s for Band 1 Urgent Courses	48	303	15.8%	10.9%	10.6%	8.9%
% of FP17s Relating to Free Repair or Replacements	0	303	0.0%	0.5%	0.5%	0.8%
% of FP17s Relating to Continuations	1	303	0.3%	0.7%	0.7%	0.9%
% of Patients satisfied with the dentistry they have received	0	0	N/A	91.0%	90.4%	93.2%
% of Patients satisfied with the time they had to wait for an appointment	0	0	N/A	83.8%	85.3%	88.8%

* This is based on patients treated on this contract for their most recent course of treatment. Figures in italics indicate the base number of FP17s or Patient Questionnaire responses are less than 100. N/A is shown where the base number of responses is less than 10 during the period. % is calculated as Quantity/Base number*100

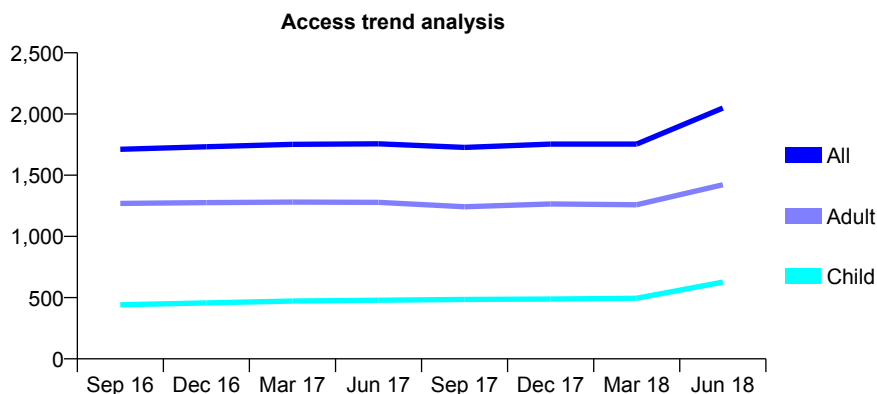
Q61 - Vital Signs At a Glance Contract Report for 842567/0001 - June 2018

Name or company name	MR P PATEL
Contract type name	GDS Contract
Purpose of contract	General
Contract start date	01/04/2006
Contract end date	

18/19 Contracted general activity (UDA)	10,481
Carry forward general activity (UDA)	0
18/19 Contracted orthodontic activity (UOA)	0
Carry forward orthodontic activity (UOA)	0
Baseline contract value	£282,713.74

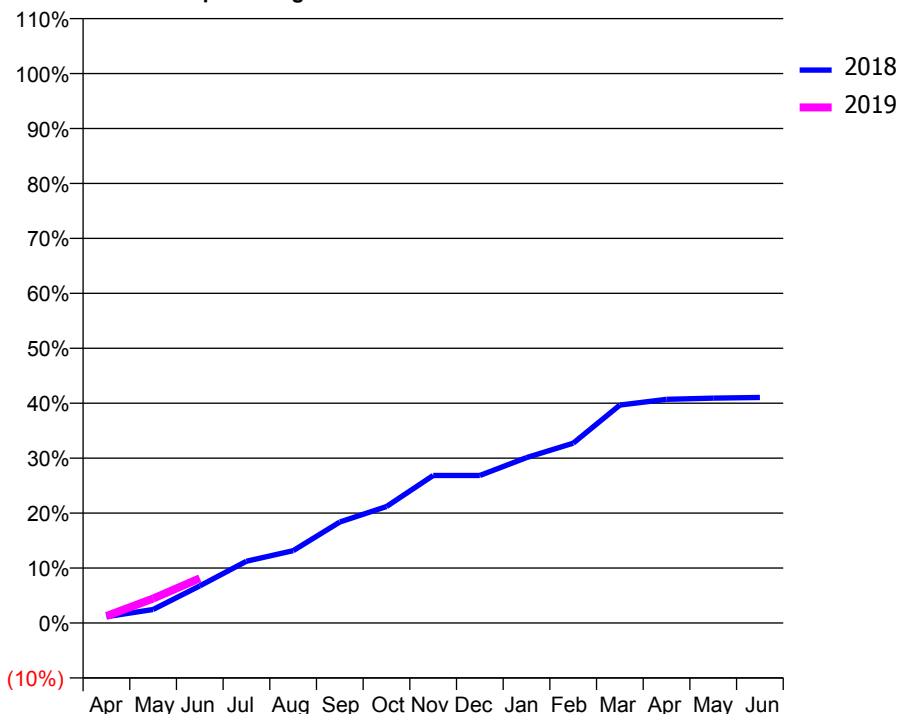
ACCESS*

Patients seen in 24 months	Total	Change since previous quarter
Quarter ending June 2017	1,757	
Quarter ending September 2017	1,727	↓
Quarter ending December 2017	1,754	→
Quarter ending March 2018	1,754	→
Quarter ending June 2018	2,049	↑
Variance since June 2017	16.6%	↑



ACTIVITY

Cumulative percentage of contracted UDA delivered 2018 & 2019



Adjusted Scheduled Activity (UDA)

Month	2018	2019
April	122	133
May	257	468
June	707	853
July	1,178	
August	1,379	
September	1,926	
October	2,221	
November	2,813	
December	2,813	
January	3,155	
February	3,430	
March	4,156	
April	4,267	
May	4,288	
June	4,301	

QUALITY

	Quantity	Base Number	Contract	AT	Region	England
% of FP17s for the same patient ID Re-attending within 3 months - Children	6	195	3.1%	10.5%	11.5%	11.5%
% of FP17s for the same patient ID Re-attending within 3 months - Adults	19	370	5.1%	15.7%	16.6%	15.4%
% of FP17s for the same patient ID Re-attending between 3 & 9 months - Children	74	195	37.9%	44.8%	48.8%	58.9%
% of FP17s for the same patient ID Re-attending between 3 & 9 months - Adults	111	370	30.0%	37.3%	39.3%	51.6%
% of FP17s for Band 1 Urgent Courses	25	484	5.2%	10.9%	10.6%	8.9%
% of FP17s Relating to Free Repair or Replacements	2	484	0.4%	0.5%	0.5%	0.8%
% of FP17s Relating to Continuations	3	484	0.6%	0.7%	0.7%	0.9%
% of Patients satisfied with the dentistry they have received	2	2	N/A	91.0%	90.4%	93.2%
% of Patients satisfied with the time they had to wait for an appointment	1	2	N/A	83.8%	85.3%	88.8%

* This is based on patients treated on this contract for their most recent course of treatment. Figures in italics indicate the base number of FP17s or Patient Questionnaire responses are less than 100. N/A is shown where the base number of responses is less than 10 during the period. % is calculated as Quantity/Base number*100

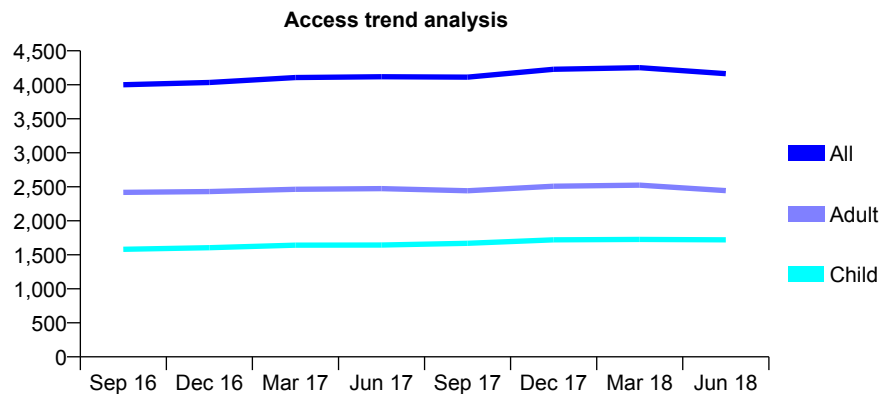
Q61 - Vital Signs At a Glance Contract Report for 842605/0001 - June 2018

Name or company name	MR GS UBHI
Contract type name	GDS Contract
Purpose of contract	General
Contract start date	01/04/2006
Contract end date	

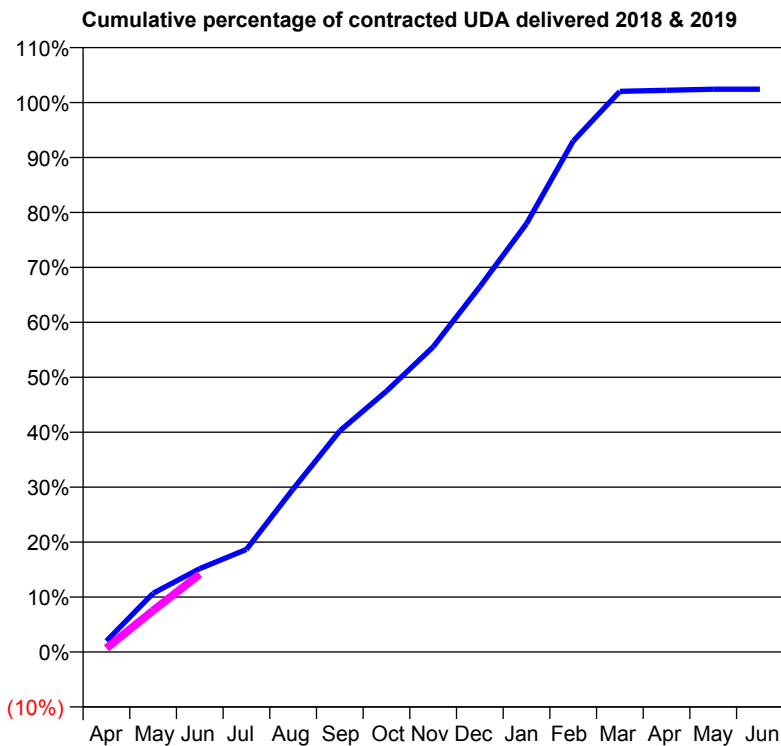
18/19 Contracted general activity (UDA)	12,053
Carry forward general activity (UDA)	0
18/19 Contracted orthodontic activity (UOA)	0
Carry forward orthodontic activity (UOA)	0
Baseline contract value	£356,146.33

ACCESS*

Patients seen in 24 months	Total	Change since previous quarter
Quarter ending June 2017	4,118	
Quarter ending September 2017	4,112	→
Quarter ending December 2017	4,229	↑
Quarter ending March 2018	4,251	→
Quarter ending June 2018	4,164	↓
Variance since June 2017	1.1%	→



ACTIVITY



Adjusted Scheduled Activity (UDA)		
Month	2018	2019
April	241	83
May	1,288	911
June	1,829	1,707
July	2,250	
August	3,576	
September	4,851	
October	5,723	
November	6,693	
December	8,012	
January	9,397	
February	11,207	
March	12,298	
April	12,321	
May	12,345	
June	12,346	

QUALITY

	Quantity	Base Number	Contract	AT	Region	England
% of FP17s for the same patient ID Re-attending within 3 months - Children	50	393	12.7%	10.5%	11.5%	11.5%
% of FP17s for the same patient ID Re-attending within 3 months - Adults	71	401	17.7%	15.7%	16.6%	15.4%
% of FP17s for the same patient ID Re-attending between 3 & 9 months - Children	160	393	40.7%	44.8%	48.8%	58.9%
% of FP17s for the same patient ID Re-attending between 3 & 9 months - Adults	115	401	28.7%	37.3%	39.3%	51.6%
% of FP17s for Band 1 Urgent Courses	72	574	12.5%	10.9%	10.6%	8.9%
% of FP17s Relating to Free Repair or Replacements	0	574	0.0%	0.5%	0.5%	0.8%
% of FP17s Relating to Continuations	0	574	0.0%	0.7%	0.7%	0.9%
% of Patients satisfied with the dentistry they have received	1	1	N/A	91.0%	90.4%	93.2%
% of Patients satisfied with the time they had to wait for an appointment	1	1	N/A	83.8%	85.3%	88.8%

* This is based on patients treated on this contract for their most recent course of treatment. Figures in italics indicate the base number of FP17s or Patient Questionnaire responses are less than 100. N/A is shown where the base number of responses is less than 10 during the period. % is calculated as Quantity/Base number*100

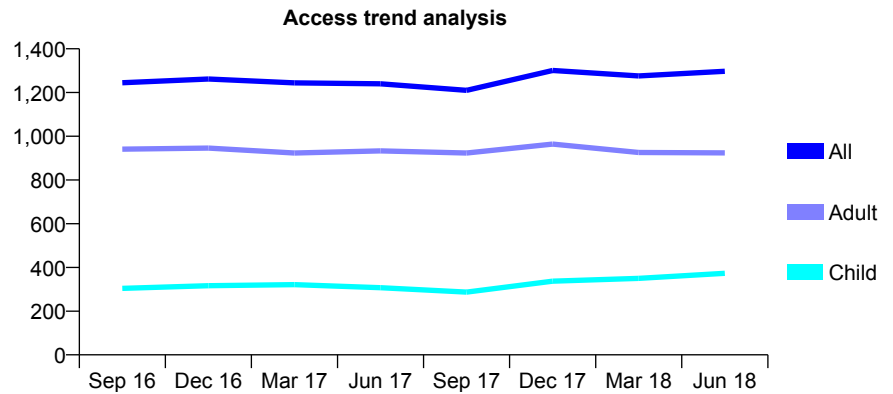
Q61 - Vital Signs At a Glance Contract Report for 843148/0002 - June 2018

Name or company name	MR SR MANAFI
Contract type name	GDS Contract
Purpose of contract	General
Contract start date	01/04/2006
Contract end date	

18/19 Contracted general activity (UDA)	4,613
Carry forward general activity (UDA)	0
18/19 Contracted orthodontic activity (UOA)	0
Carry forward orthodontic activity (UOA)	0
Baseline contract value	£156,212.65

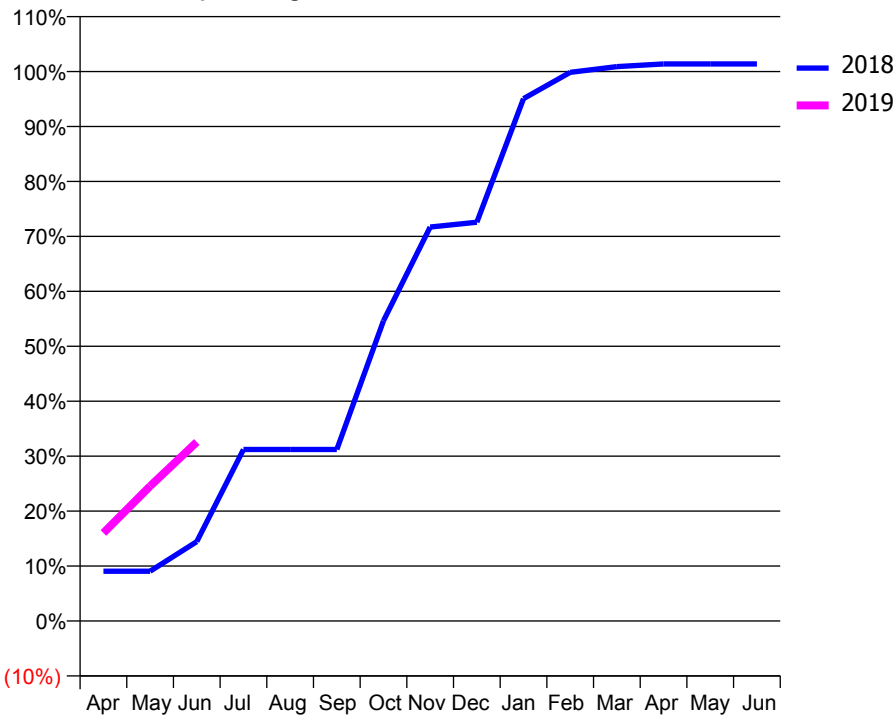
ACCESS*

Patients seen in 24 months	Total	Change since previous quarter
Quarter ending June 2017	1,240	
Quarter ending September 2017	1,210	↓
Quarter ending December 2017	1,301	↑
Quarter ending March 2018	1,276	↓
Quarter ending June 2018	1,297	→
Variance since June 2017	4.6%	↑



ACTIVITY

Cumulative percentage of contracted UDA delivered 2018 & 2019



Adjusted Scheduled Activity (UDA)		
Month	2018	2019
April	418	739
May	418	1,133
June	667	1,503
July	1,440	
August	1,440	
September	1,440	
October	2,521	
November	3,307	
December	3,348	
January	4,385	
February	4,606	
March	4,654	
April	4,677	
May	4,677	
June	4,677	

QUALITY

	Quantity	Base Number	Contract	AT	Region	England
% of FP17s for the same patient ID Re-attending within 3 months - Children	19	150	12.7%	10.5%	11.5%	11.5%
% of FP17s for the same patient ID Re-attending within 3 months - Adults	38	224	17.0%	15.7%	16.6%	15.4%
% of FP17s for the same patient ID Re-attending between 3 & 9 months - Children	76	150	50.7%	44.8%	48.8%	58.9%
% of FP17s for the same patient ID Re-attending between 3 & 9 months - Adults	80	224	35.7%	37.3%	39.3%	51.6%
% of FP17s for Band 1 Urgent Courses	33	352	9.4%	10.9%	10.6%	8.9%
% of FP17s Relating to Free Repair or Replacements	0	352	0.0%	0.5%	0.5%	0.8%
% of FP17s Relating to Continuations	6	352	1.7%	0.7%	0.7%	0.9%
% of Patients satisfied with the dentistry they have received	2	2	N/A	91.0%	90.4%	93.2%
% of Patients satisfied with the time they had to wait for an appointment	2	2	N/A	83.8%	85.3%	88.8%

* This is based on patients treated on this contract for their most recent course of treatment. Figures in italics indicate the base number of FP17s or Patient Questionnaire responses are less than 100. N/A is shown where the base number of responses is less than 10 during the period. % is calculated as Quantity/Base number*100

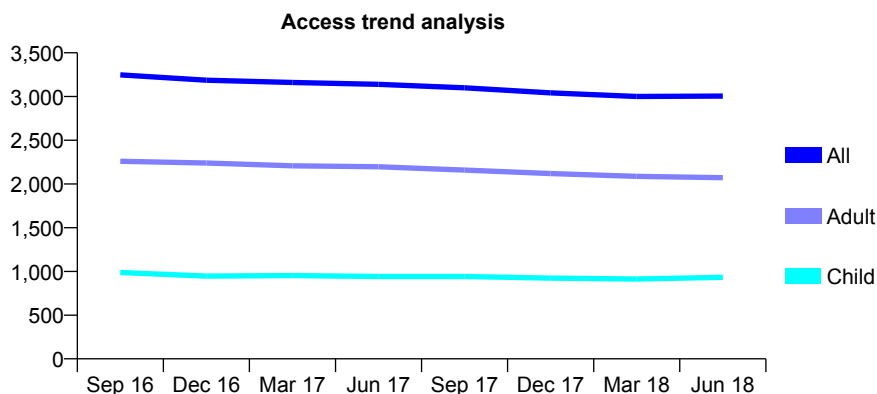
Q61 - Vital Signs At a Glance Contract Report for 843148/0003 - June 2018

Name or company name	MR SR MANAFI
Contract type name	GDS Contract
Purpose of contract	General
Contract start date	01/04/2006
Contract end date	

18/19 Contracted general activity (UDA)	9,676
Carry forward general activity (UDA)	0
18/19 Contracted orthodontic activity (UOA)	0
Carry forward orthodontic activity (UOA)	0
Baseline contract value	£324,119.07

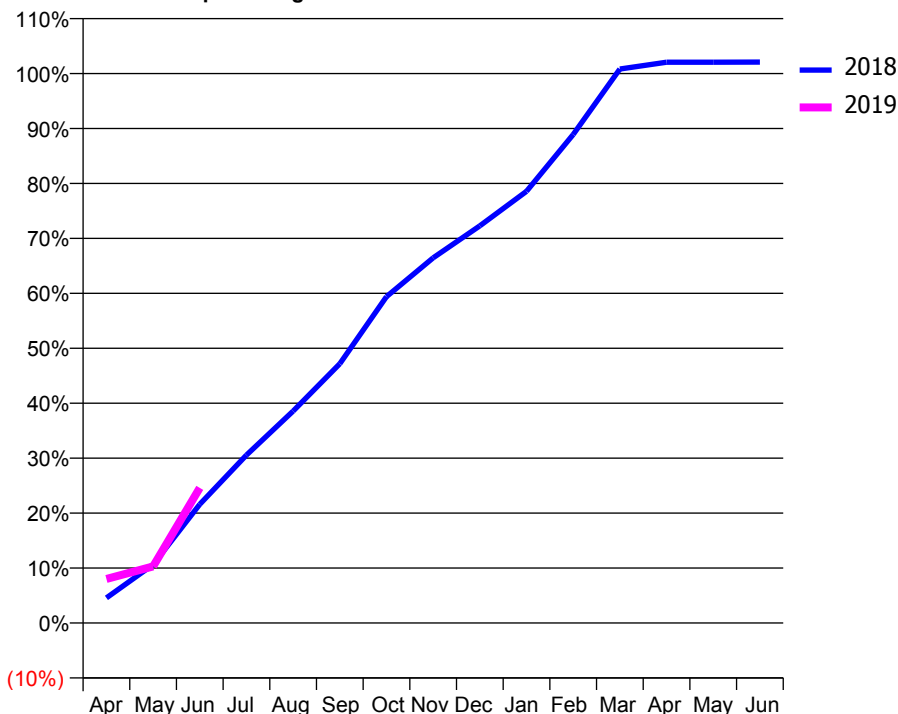
ACCESS*

Patients seen in 24 months	Total	Change since previous quarter
Quarter ending June 2017	3,139	
Quarter ending September 2017	3,100	↓
Quarter ending December 2017	3,042	↓
Quarter ending March 2018	3,000	↓
Quarter ending June 2018	3,005	→
Variance since June 2017	(4.3%)	↓



ACTIVITY

Cumulative percentage of contracted UDA delivered 2018 & 2019



Adjusted Scheduled Activity (UDA)

Month	2018	2019
April	443	776
May	1,030	997
June	2,091	2,380
July	2,956	
August	3,733	
September	4,567	
October	5,747	
November	6,430	
December	6,993	
January	7,602	
February	8,601	
March	9,755	
April	9,874	
May	9,874	
June	9,878	

QUALITY

	Quantity	Base Number	Contract	AT	Region	England
% of FP17s for the same patient ID Re-attending within 3 months - Children	24	239	10.0%	10.5%	11.5%	11.5%
% of FP17s for the same patient ID Re-attending within 3 months - Adults	96	484	19.8%	15.7%	16.6%	15.4%
% of FP17s for the same patient ID Re-attending between 3 & 9 months - Children	64	239	26.8%	44.8%	48.8%	58.9%
% of FP17s for the same patient ID Re-attending between 3 & 9 months - Adults	105	484	21.7%	37.3%	39.3%	51.6%
% of FP17s for Band 1 Urgent Courses	139	664	20.9%	10.9%	10.6%	8.9%
% of FP17s Relating to Free Repair or Replacements	0	664	0.0%	0.5%	0.5%	0.8%
% of FP17s Relating to Continuations	6	664	0.9%	0.7%	0.7%	0.9%
% of Patients satisfied with the dentistry they have received	0	0	N/A	91.0%	90.4%	93.2%
% of Patients satisfied with the time they had to wait for an appointment	0	0	N/A	83.8%	85.3%	88.8%

* This is based on patients treated on this contract for their most recent course of treatment. Figures in italics indicate the base number of FP17s or Patient Questionnaire responses are less than 100. N/A is shown where the base number of responses is less than 10 during the period. % is calculated as Quantity/Base number*100

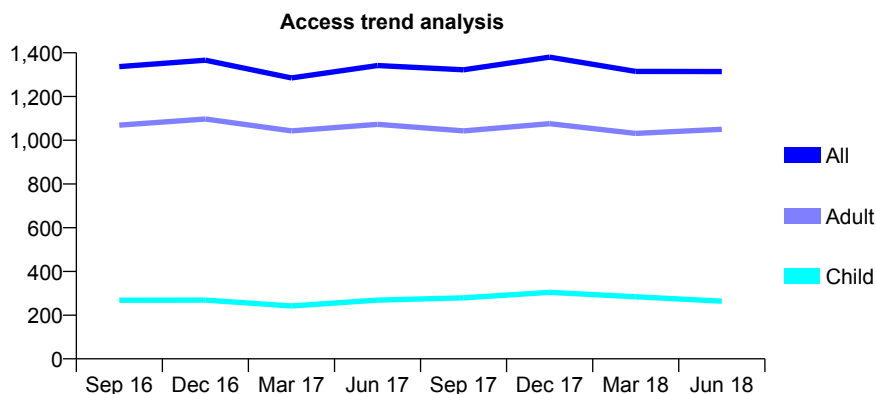
Q61 - Vital Signs At a Glance Contract Report for 843253/0001 - June 2018

Name or company name	MS AL DOBRE
Contract type name	GDS Contract
Purpose of contract	General
Contract start date	01/04/2006
Contract end date	

18/19 Contracted general activity (UDA)	3,786
Carry forward general activity (UDA)	0
18/19 Contracted orthodontic activity (UOA)	0
Carry forward orthodontic activity (UOA)	0
Baseline contract value	£194,286.31

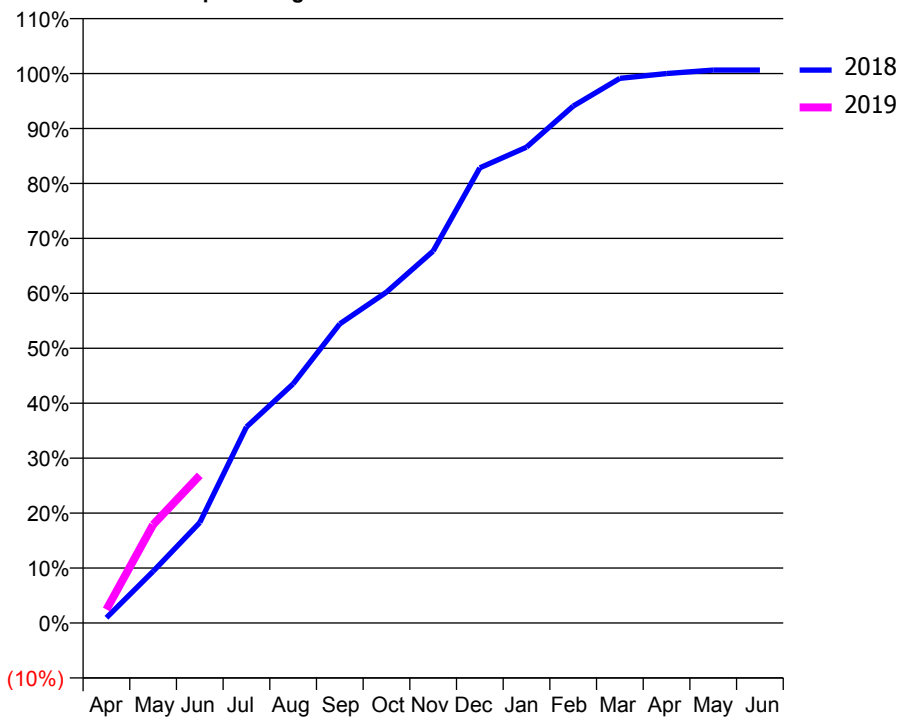
ACCESS*

Patients seen in 24 months	Total	Change since previous quarter
Quarter ending June 2017	1,342	
Quarter ending September 2017	1,322	↓
Quarter ending December 2017	1,380	↑
Quarter ending March 2018	1,315	↓
Quarter ending June 2018	1,314	→
Variance since June 2017	(2.1%)	↓



ACTIVITY

Cumulative percentage of contracted UDA delivered 2018 & 2019



Adjusted Scheduled Activity (UDA)

Month	2018	2019
April	36	93
May	356	677
June	692	1,017
July	1,351	
August	1,648	
September	2,061	
October	2,280	
November	2,563	
December	3,136	
January	3,279	
February	3,562	
March	3,753	
April	3,786	
May	3,810	
June	3,810	

QUALITY

	Quantity	Base Number	Contract	AT	Region	England
% of FP17s for the same patient ID Re-attending within 3 months - Children	4	79	5.1%	10.5%	11.5%	11.5%
% of FP17s for the same patient ID Re-attending within 3 months - Adults	21	277	7.6%	15.7%	16.6%	15.4%
% of FP17s for the same patient ID Re-attending between 3 & 9 months - Children	27	79	34.2%	44.8%	48.8%	58.9%
% of FP17s for the same patient ID Re-attending between 3 & 9 months - Adults	53	277	19.1%	37.3%	39.3%	51.6%
% of FP17s for Band 1 Urgent Courses	46	349	13.2%	10.9%	10.6%	8.9%
% of FP17s Relating to Free Repair or Replacements	0	349	0.0%	0.5%	0.5%	0.8%
% of FP17s Relating to Continuations	3	349	0.9%	0.7%	0.7%	0.9%
% of Patients satisfied with the dentistry they have received	0	0	N/A	91.0%	90.4%	93.2%
% of Patients satisfied with the time they had to wait for an appointment	0	0	N/A	83.8%	85.3%	88.8%

* This is based on patients treated on this contract for their most recent course of treatment. Figures in italics indicate the base number of FP17s or Patient Questionnaire responses are less than 100. N/A is shown where the base number of responses is less than 10 during the period. % is calculated as Quantity/Base number*100

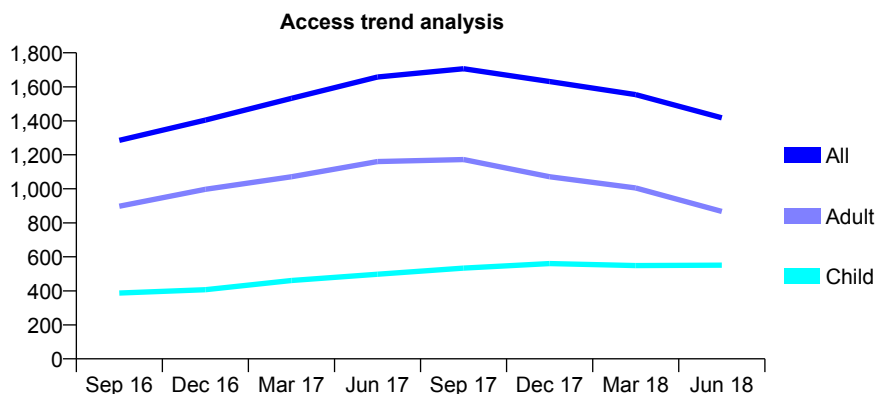
Q61 - Vital Signs At a Glance Contract Report for 845531/0001 - June 2018

Name or company name	MR J SHAH
Contract type name	GDS Contract
Purpose of contract	General
Contract start date	01/09/2015
Contract end date	

18/19 Contracted general activity (UDA)	7,427
Carry forward general activity (UDA)	0
18/19 Contracted orthodontic activity (UOA)	0
Carry forward orthodontic activity (UOA)	0
Baseline contract value	£217,711.67

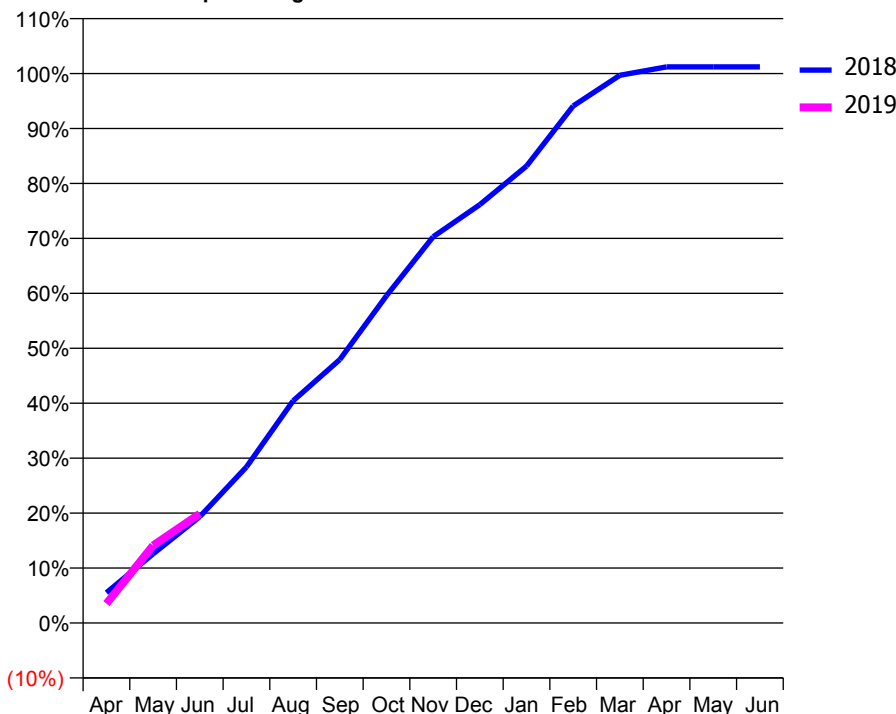
ACCESS*

Patients seen in 24 months	Total	Change since previous quarter
Quarter ending June 2017	1,658	
Quarter ending September 2017	1,706	↑
Quarter ending December 2017	1,631	↓
Quarter ending March 2018	1,554	↓
Quarter ending June 2018	1,418	↓
Variance since June 2017	(14.5%)	↓



ACTIVITY

Cumulative percentage of contracted UDA delivered 2018 & 2019



Adjusted Scheduled Activity (UDA)

Month	2018	2019
April	410	262
May	935	1,049
June	1,437	1,477
July	2,110	
August	3,003	
September	3,560	
October	4,424	
November	5,220	
December	5,655	
January	6,175	
February	6,989	
March	7,402	
April	7,517	
May	7,517	
June	7,517	

QUALITY

	Quantity	Base Number	Contract	AT	Region	England
% of FP17s for the same patient ID Re-attending within 3 months - Children	21	148	14.2%	10.5%	11.5%	11.5%
% of FP17s for the same patient ID Re-attending within 3 months - Adults	88	217	40.6%	15.7%	16.6%	15.4%
% of FP17s for the same patient ID Re-attending between 3 & 9 months - Children	57	148	38.5%	44.8%	48.8%	58.9%
% of FP17s for the same patient ID Re-attending between 3 & 9 months - Adults	49	217	22.6%	37.3%	39.3%	51.6%
% of FP17s for Band 1 Urgent Courses	73	323	22.6%	10.9%	10.6%	8.9%
% of FP17s Relating to Free Repair or Replacements	0	323	0.0%	0.5%	0.5%	0.8%
% of FP17s Relating to Continuations	0	323	0.0%	0.7%	0.7%	0.9%
% of Patients satisfied with the dentistry they have received	1	1	N/A	91.0%	90.4%	93.2%
% of Patients satisfied with the time they had to wait for an appointment	1	1	N/A	83.8%	85.3%	88.8%

* This is based on patients treated on this contract for their most recent course of treatment. Figures in italics indicate the base number of FP17s or Patient Questionnaire responses are less than 100. N/A is shown where the base number of responses is less than 10 during the period. % is calculated as Quantity/Base number*100

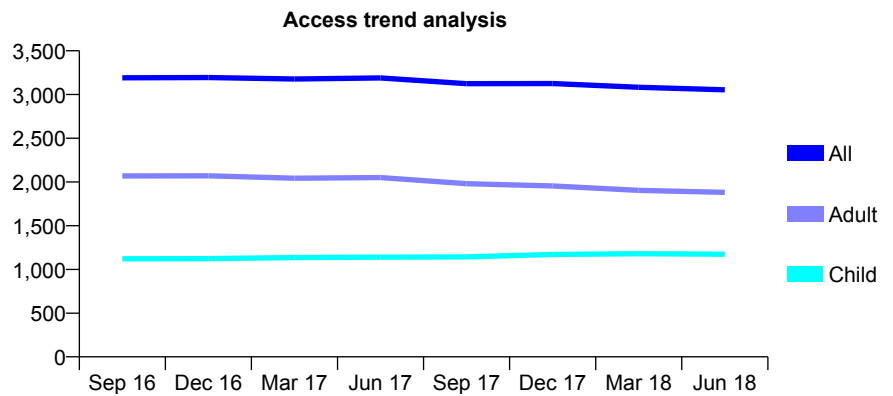
Q61 - Vital Signs At a Glance Contract Report for 847283/0001 - June 2018

Name or company name	MR SK MALIK
Contract type name	GDS Contract
Purpose of contract	General
Contract start date	01/04/2006
Contract end date	

18/19 Contracted general activity (UDA)	5,694
Carry forward general activity (UDA)	0
18/19 Contracted orthodontic activity (UOA)	0
Carry forward orthodontic activity (UOA)	0
Baseline contract value	£149,272.10

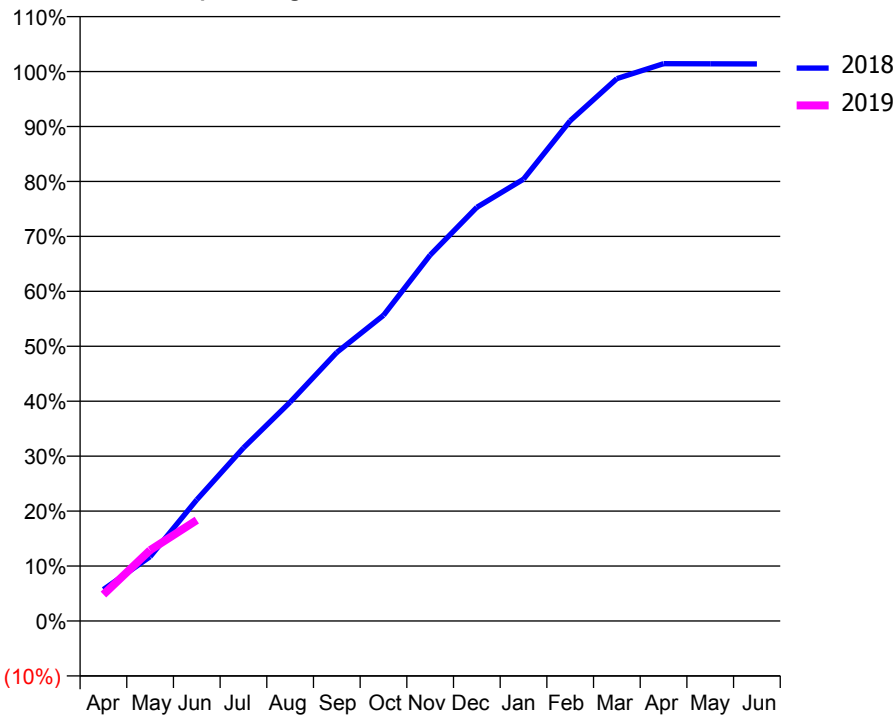
ACCESS*

Patients seen in 24 months	Total	Change since previous quarter
Quarter ending June 2017	3,190	
Quarter ending September 2017	3,124	↓
Quarter ending December 2017	3,125	→
Quarter ending March 2018	3,083	↓
Quarter ending June 2018	3,054	→
Variance since June 2017	(4.3%)	↓



ACTIVITY

Cumulative percentage of contracted UDA delivered 2018 & 2019



Month	Adjusted Scheduled Activity (UDA)	
	2018	2019
April	327	274
May	667	734
June	1,257	1,046
July	1,794	
August	2,269	
September	2,784	
October	3,168	
November	3,793	
December	4,287	
January	4,579	
February	5,183	
March	5,621	
April	5,775	
May	5,774	
June	5,773	

QUALITY

	Quantity	Base Number	Contract	AT	Region	England
% of FP17s for the same patient ID Re-attending within 3 months - Children	18	294	6.1%	10.5%	11.5%	11.5%
% of FP17s for the same patient ID Re-attending within 3 months - Adults	30	405	7.4%	15.7%	16.6%	15.4%
% of FP17s for the same patient ID Re-attending between 3 & 9 months - Children	128	294	43.5%	44.8%	48.8%	58.9%
% of FP17s for the same patient ID Re-attending between 3 & 9 months - Adults	148	405	36.5%	37.3%	39.3%	51.6%
% of FP17s for Band 1 Urgent Courses	38	460	8.3%	10.9%	10.6%	8.9%
% of FP17s Relating to Free Repair or Replacements	0	460	0.0%	0.5%	0.5%	0.8%
% of FP17s Relating to Continuations	3	460	0.7%	0.7%	0.7%	0.9%
% of Patients satisfied with the dentistry they have received	6	6	N/A	91.0%	90.4%	93.2%
% of Patients satisfied with the time they had to wait for an appointment	3	6	N/A	83.8%	85.3%	88.8%

* This is based on patients treated on this contract for their most recent course of treatment. Figures in italics indicate the base number of FP17s or Patient Questionnaire responses are less than 100. N/A is shown where the base number of responses is less than 10 during the period. % is calculated as Quantity/Base number*100

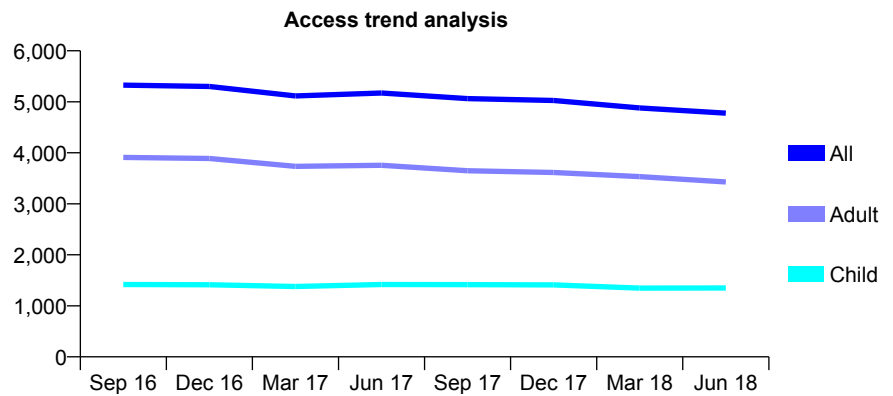
Q61 - Vital Signs At a Glance Contract Report for 853933/0001 - June 2018

Name or company name	MR M HASHEMI KHATOUN ABADI
Contract type name	GDS Contract
Purpose of contract	General
Contract start date	01/04/2006
Contract end date	

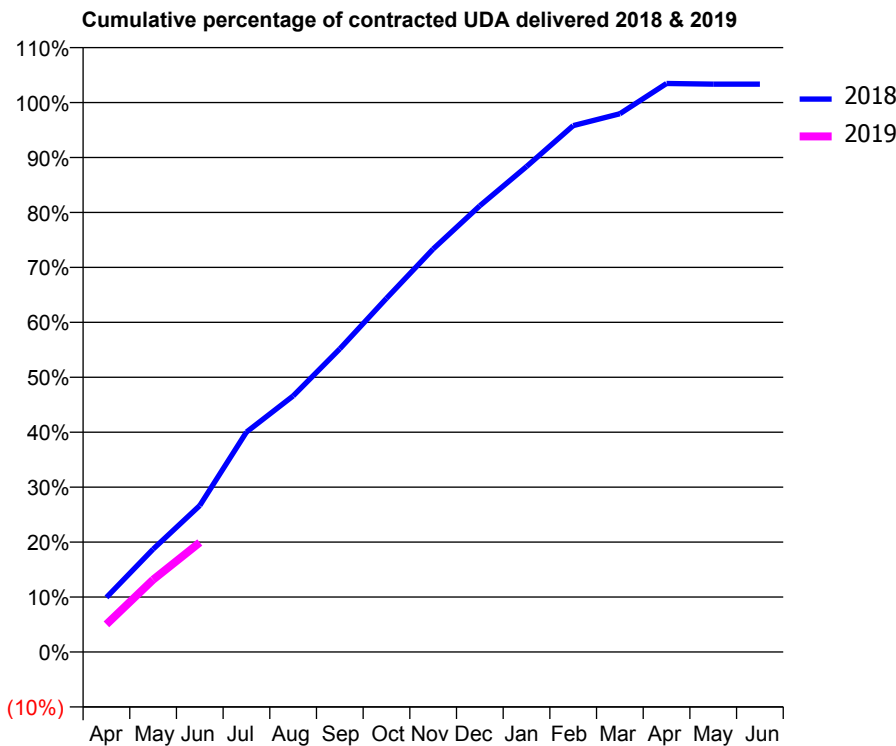
18/19 Contracted general activity (UDA)	12,854
Carry forward general activity (UDA)	0
18/19 Contracted orthodontic activity (UOA)	0
Carry forward orthodontic activity (UOA)	0
Baseline contract value	£360,974.92

ACCESS*

Patients seen in 24 months	Total	Change since previous quarter
Quarter ending June 2017	5,172	
Quarter ending September 2017	5,064	↓
Quarter ending December 2017	5,025	→
Quarter ending March 2018	4,881	↓
Quarter ending June 2018	4,779	↓
Variance since June 2017	(7.6%)	↓



ACTIVITY



Adjusted Scheduled Activity (UDA)		
Month	2018	2019
April	1,277	649
May	2,407	1,692
June	3,426	2,561
July	5,145	
August	5,992	
September	7,092	
October	8,273	
November	9,428	
December	10,438	
January	11,354	
February	12,313	
March	12,590	
April	13,299	
May	13,283	
June	13,284	

QUALITY

	Quantity	Base Number	Contract	AT	Region	England
% of FP17s for the same patient ID Re-attending within 3 months - Children	22	524	4.2%	10.5%	11.5%	11.5%
% of FP17s for the same patient ID Re-attending within 3 months - Adults	139	1,120	12.4%	15.7%	16.6%	15.4%
% of FP17s for the same patient ID Re-attending between 3 & 9 months - Children	268	524	51.1%	44.8%	48.8%	58.9%
% of FP17s for the same patient ID Re-attending between 3 & 9 months - Adults	591	1,120	52.8%	37.3%	39.3%	51.6%
% of FP17s for Band 1 Urgent Courses	75	1,284	5.8%	10.9%	10.6%	8.9%
% of FP17s Relating to Free Repair or Replacements	37	1,284	2.9%	0.5%	0.5%	0.8%
% of FP17s Relating to Continuations	10	1,284	0.8%	0.7%	0.7%	0.9%
% of Patients satisfied with the dentistry they have received	4	5	N/A	91.0%	90.4%	93.2%
% of Patients satisfied with the time they had to wait for an appointment	3	5	N/A	83.8%	85.3%	88.8%

* This is based on patients treated on this contract for their most recent course of treatment. Figures in italics indicate the base number of FP17s or Patient Questionnaire responses are less than 100. N/A is shown where the base number of responses is less than 10 during the period. % is calculated as Quantity/Base number*100

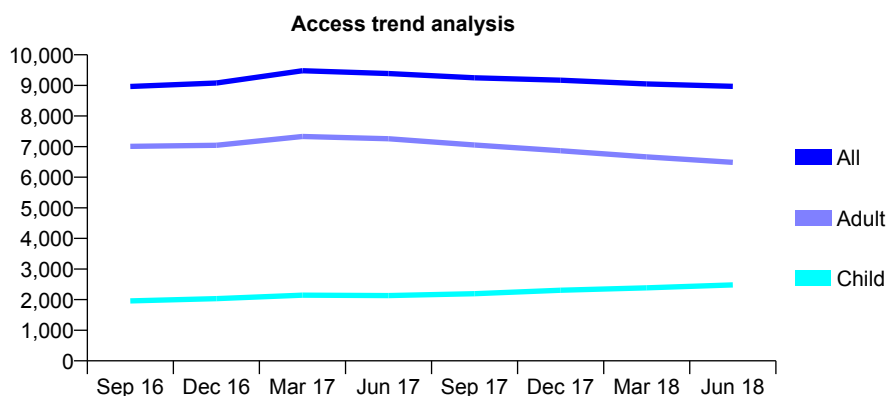
Q61 - Vital Signs At a Glance Contract Report for 85510/0001 - June 2018

Name or company name	MR MR MANBAJOOD
Contract type name	GDS Contract
Purpose of contract	General
Contract start date	01/04/2006
Contract end date	

18/19 Contracted general activity (UDA)	23,411
Carry forward general activity (UDA)	0
18/19 Contracted orthodontic activity (UOA)	0
Carry forward orthodontic activity (UOA)	0
Baseline contract value	£764,255.55

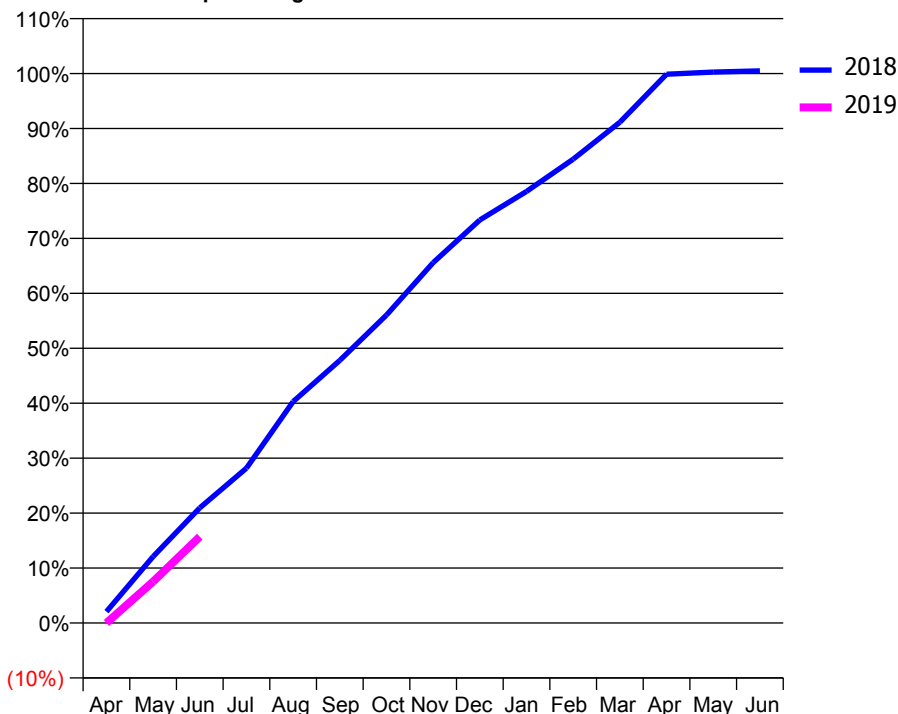
ACCESS*

Patients seen in 24 months	Total	Change since previous quarter
Quarter ending June 2017	9,388	
Quarter ending September 2017	9,247	↓
Quarter ending December 2017	9,169	→
Quarter ending March 2018	9,049	↓
Quarter ending June 2018	8,968	→
Variance since June 2017	(4.5%)	↓



ACTIVITY

Cumulative percentage of contracted UDA delivered 2018 & 2019



Month	Adjusted Scheduled Activity (UDA)	
	2018	2019
April	487	0
May	2,833	1,762
June	4,908	3,678
July	6,600	
August	9,436	
September	11,189	
October	13,120	
November	15,355	
December	17,169	
January	18,390	
February	19,759	
March	21,334	
April	23,383	
May	23,469	
June	23,520	

QUALITY

	Quantity	Base Number	Contract	AT	Region	England
% of FP17s for the same patient ID Re-attending within 3 months - Children	50	694	7.2%	10.5%	11.5%	11.5%
% of FP17s for the same patient ID Re-attending within 3 months - Adults	209	1,363	15.3%	15.7%	16.6%	15.4%
% of FP17s for the same patient ID Re-attending between 3 & 9 months - Children	177	694	25.5%	44.8%	48.8%	58.9%
% of FP17s for the same patient ID Re-attending between 3 & 9 months - Adults	250	1,363	18.3%	37.3%	39.3%	51.6%
% of FP17s for Band 1 Urgent Courses	218	1,245	17.5%	10.9%	10.6%	8.9%
% of FP17s Relating to Free Repair or Replacements	0	1,245	0.0%	0.5%	0.5%	0.8%
% of FP17s Relating to Continuations	1	1,245	0.1%	0.7%	0.7%	0.9%
% of Patients satisfied with the dentistry they have received	2	2	N/A	91.0%	90.4%	93.2%
% of Patients satisfied with the time they had to wait for an appointment	2	2	N/A	83.8%	85.3%	88.8%

* This is based on patients treated on this contract for their most recent course of treatment. Figures in italics indicate the base number of FP17s or Patient Questionnaire responses are less than 100. N/A is shown where the base number of responses is less than 10 during the period. % is calculated as Quantity/Base number*100

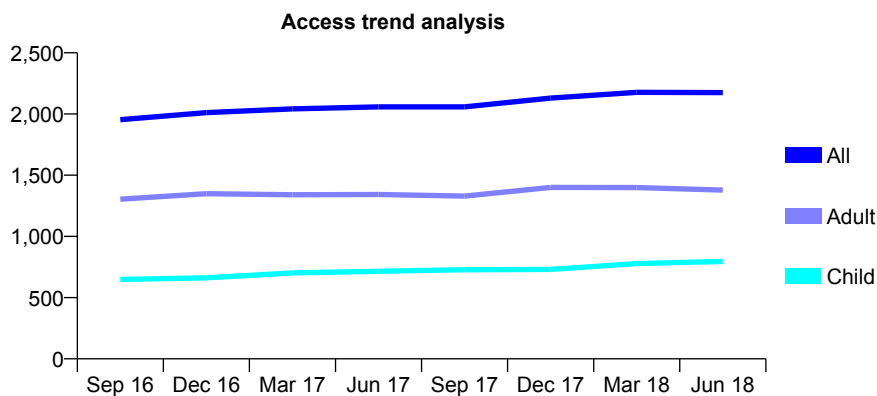
Q61 - Vital Signs At a Glance Contract Report for 857319/0001 - June 2018

Name or company name	MR A SHAMOSSON
Contract type name	GDS Contract
Purpose of contract	General
Contract start date	01/12/2008
Contract end date	

18/19 Contracted general activity (UDA)	6,675
Carry forward general activity (UDA)	0
18/19 Contracted orthodontic activity (UOA)	0
Carry forward orthodontic activity (UOA)	0
Baseline contract value	£187,096.69

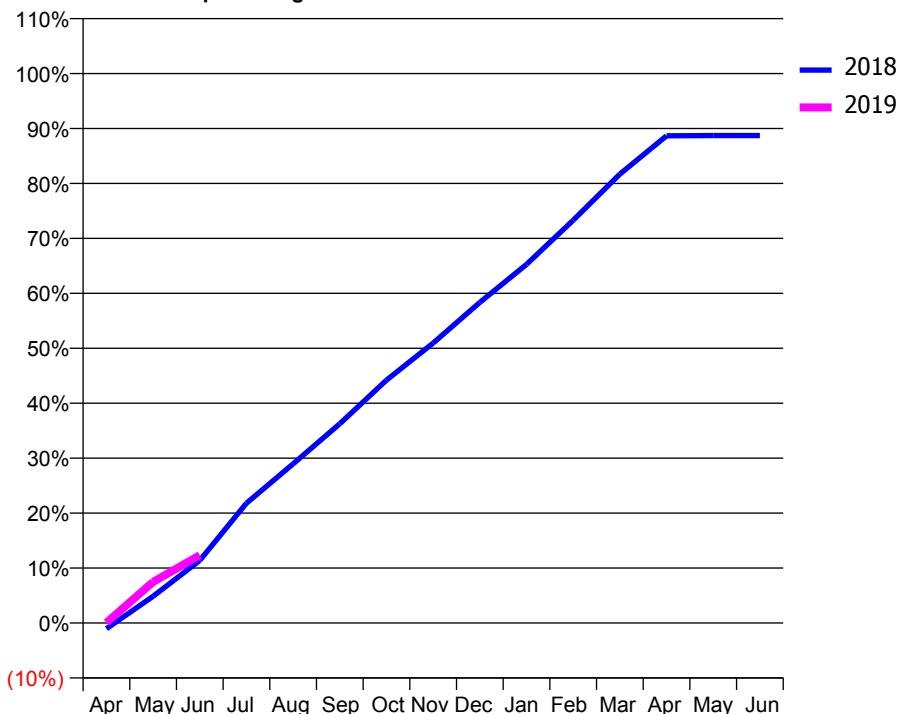
ACCESS*

Patients seen in 24 months	Total	Change since previous quarter
Quarter ending June 2017	2,058	
Quarter ending September 2017	2,058	→
Quarter ending December 2017	2,130	↑
Quarter ending March 2018	2,177	↑
Quarter ending June 2018	2,175	→
Variance since June 2017	5.7%	↑



ACTIVITY

Cumulative percentage of contracted UDA delivered 2018 & 2019



Month	Adjusted Scheduled Activity (UDA)	
	2018	2019
April	-71	4
May	325	500
June	761	823
July	1,455	
August	1,934	
September	2,421	
October	2,950	
November	3,402	
December	3,895	
January	4,357	
February	4,893	
March	5,453	
April	5,918	
May	5,921	
June	5,921	

QUALITY

	Quantity	Base Number	Contract	AT	Region	England
% of FP17s for the same patient ID Re-attending within 3 months - Children	6	168	3.6%	10.5%	11.5%	11.5%
% of FP17s for the same patient ID Re-attending within 3 months - Adults	30	294	10.2%	15.7%	16.6%	15.4%
% of FP17s for the same patient ID Re-attending between 3 & 9 months - Children	52	168	31.0%	44.8%	48.8%	58.9%
% of FP17s for the same patient ID Re-attending between 3 & 9 months - Adults	107	294	36.4%	37.3%	39.3%	51.6%
% of FP17s for Band 1 Urgent Courses	6	330	1.8%	10.9%	10.6%	8.9%
% of FP17s Relating to Free Repair or Replacements	0	330	0.0%	0.5%	0.5%	0.8%
% of FP17s Relating to Continuations	0	330	0.0%	0.7%	0.7%	0.9%
% of Patients satisfied with the dentistry they have received	0	0	N/A	91.0%	90.4%	93.2%
% of Patients satisfied with the time they had to wait for an appointment	0	0	N/A	83.8%	85.3%	88.8%

* This is based on patients treated on this contract for their most recent course of treatment. Figures in italics indicate the base number of FP17s or Patient Questionnaire responses are less than 100. N/A is shown where the base number of responses is less than 10 during the period. % is calculated as Quantity/Base number*100

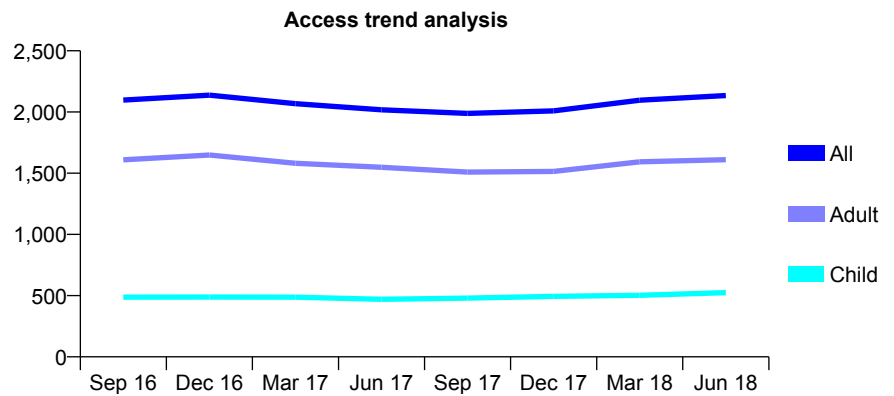
Q61 - Vital Signs At a Glance Contract Report for 859605/0001 - June 2018

Name or company name	MRS S MEHTA
Contract type name	GDS Contract
Purpose of contract	General
Contract start date	28/01/2008
Contract end date	

18/19 Contracted general activity (UDA)	3,854
Carry forward general activity (UDA)	0
18/19 Contracted orthodontic activity (UOA)	0
Carry forward orthodontic activity (UOA)	0
Baseline contract value	£105,733.82

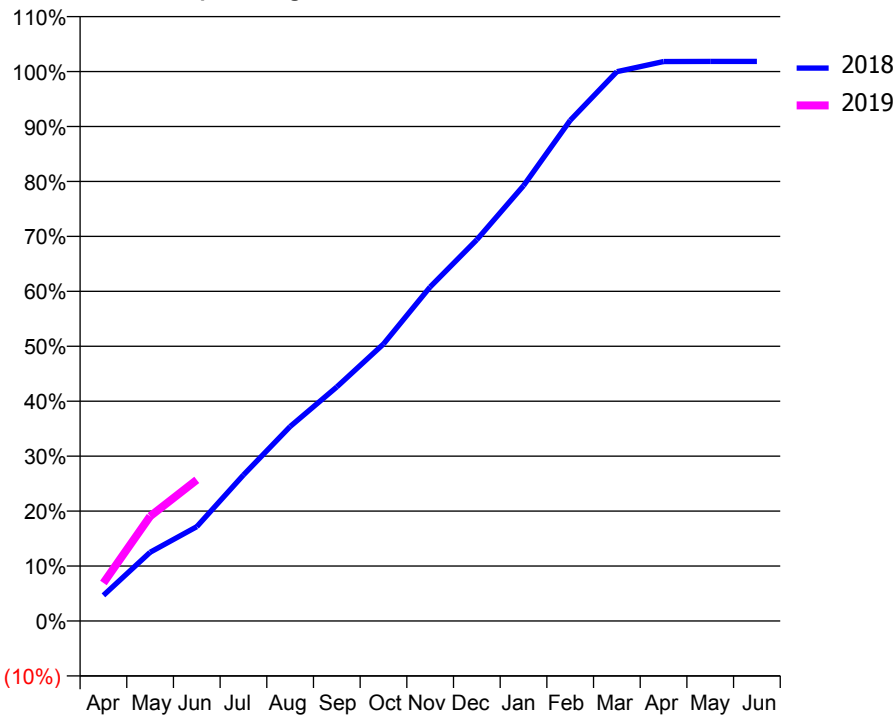
ACCESS*

Patients seen in 24 months	Total	Change since previous quarter
Quarter ending June 2017	2,018	
Quarter ending September 2017	1,989	↓
Quarter ending December 2017	2,009	→
Quarter ending March 2018	2,096	↑
Quarter ending June 2018	2,135	→
Variance since June 2017	5.8%	↑



ACTIVITY

Cumulative percentage of contracted UDA delivered 2018 & 2019



Adjusted Scheduled Activity (UDA)		
Month	2018	2019
April	180	267
May	482	735
June	662	990
July	1,024	
August	1,364	
September	1,642	
October	1,943	
November	2,343	
December	2,675	
January	3,053	
February	3,512	
March	3,853	
April	3,923	
May	3,924	
June	3,924	

QUALITY

	Quantity	Base Number	Contract	AT	Region	England
% of FP17s for the same patient ID Re-attending within 3 months - Children	13	180	7.2%	10.5%	11.5%	11.5%
% of FP17s for the same patient ID Re-attending within 3 months - Adults	25	295	8.5%	15.7%	16.6%	15.4%
% of FP17s for the same patient ID Re-attending between 3 & 9 months - Children	84	180	46.7%	44.8%	48.8%	58.9%
% of FP17s for the same patient ID Re-attending between 3 & 9 months - Adults	91	295	30.8%	37.3%	39.3%	51.6%
% of FP17s for Band 1 Urgent Courses	64	431	14.8%	10.9%	10.6%	8.9%
% of FP17s Relating to Free Repair or Replacements	0	431	0.0%	0.5%	0.5%	0.8%
% of FP17s Relating to Continuations	6	431	1.4%	0.7%	0.7%	0.9%
% of Patients satisfied with the dentistry they have received	1	1	N/A	91.0%	90.4%	93.2%
% of Patients satisfied with the time they had to wait for an appointment	1	1	N/A	83.8%	85.3%	88.8%

* This is based on patients treated on this contract for their most recent course of treatment. Figures in italics indicate the base number of FP17s or Patient Questionnaire responses are less than 100. N/A is shown where the base number of responses is less than 10 during the period. % is calculated as Quantity/Base number*100

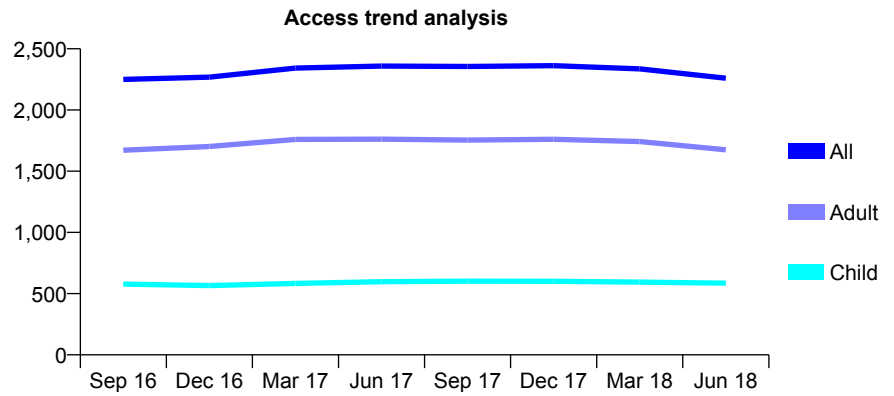
Q61 - Vital Signs At a Glance Contract Report for 869546/0002 - June 2018

Name or company name	MR A ULLAH
Contract type name	GDS Contract
Purpose of contract	General
Contract start date	01/11/2011
Contract end date	

18/19 Contracted general activity (UDA)	6,060
Carry forward general activity (UDA)	0
18/19 Contracted orthodontic activity (UOA)	0
Carry forward orthodontic activity (UOA)	0
Baseline contract value	£190,881.85

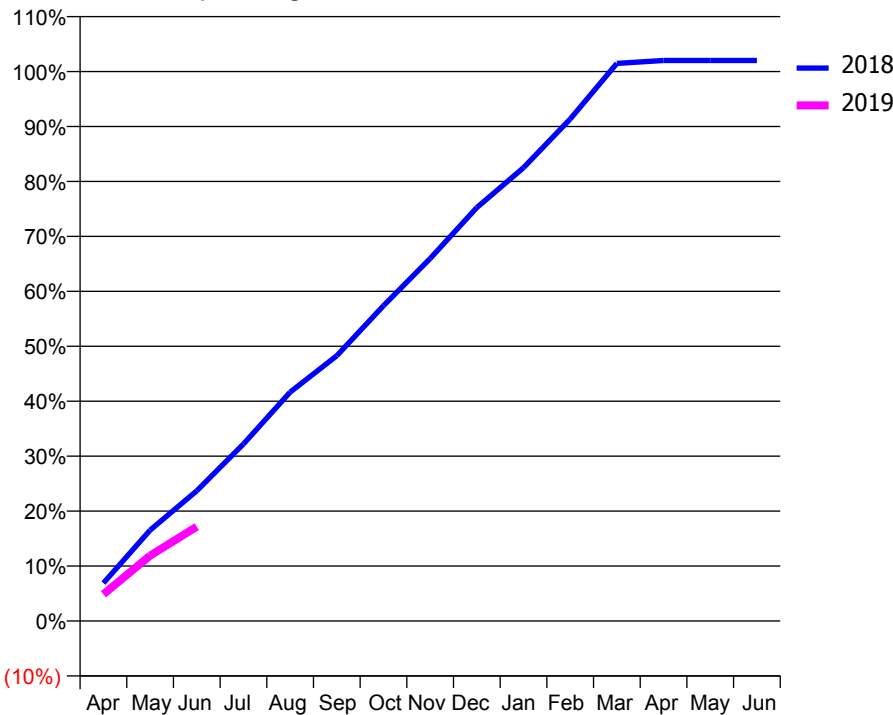
ACCESS*

Patients seen in 24 months	Total	Change since previous quarter
Quarter ending June 2017	2,359	
Quarter ending September 2017	2,356	→
Quarter ending December 2017	2,362	→
Quarter ending March 2018	2,336	↓
Quarter ending June 2018	2,260	↓
Variance since June 2017	(4.2%)	↓



ACTIVITY

Cumulative percentage of contracted UDA delivered 2018 & 2019



Month	Adjusted Scheduled Activity (UDA)	
	2018	2019
April	418	295
May	1,002	721
June	1,437	1,041
July	1,952	
August	2,525	
September	2,926	
October	3,477	
November	3,998	
December	4,560	
January	4,999	
February	5,536	
March	6,149	
April	6,182	
May	6,182	
June	6,182	

QUALITY

	Quantity	Base Number	Contract	AT	Region	England
% of FP17s for the same patient ID Re-attending within 3 months - Children	14	142	9.9%	10.5%	11.5%	11.5%
% of FP17s for the same patient ID Re-attending within 3 months - Adults	42	302	13.9%	15.7%	16.6%	15.4%
% of FP17s for the same patient ID Re-attending between 3 & 9 months - Children	48	142	33.8%	44.8%	48.8%	58.9%
% of FP17s for the same patient ID Re-attending between 3 & 9 months - Adults	89	302	29.5%	37.3%	39.3%	51.6%
% of FP17s for Band 1 Urgent Courses	58	428	13.6%	10.9%	10.6%	8.9%
% of FP17s Relating to Free Repair or Replacements	14	428	3.3%	0.5%	0.5%	0.8%
% of FP17s Relating to Continuations	1	428	0.2%	0.7%	0.7%	0.9%
% of Patients satisfied with the dentistry they have received	0	0	N/A	91.0%	90.4%	93.2%
% of Patients satisfied with the time they had to wait for an appointment	0	0	N/A	83.8%	85.3%	88.8%

* This is based on patients treated on this contract for their most recent course of treatment. Figures in italics indicate the base number of FP17s or Patient Questionnaire responses are less than 100. N/A is shown where the base number of responses is less than 10 during the period. % is calculated as Quantity/Base number*100

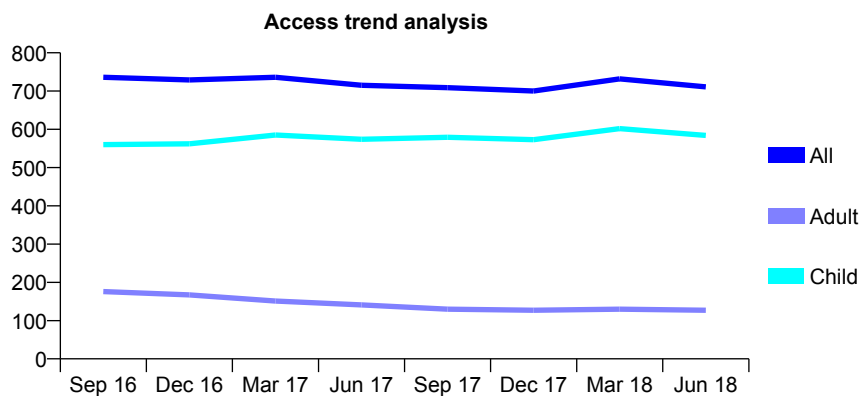
Q61 - Vital Signs At a Glance Contract Report for 881937/0001 - June 2018

Name or company name	MR A ADAMS
Contract type name	GDS Contract
Purpose of contract	General
Contract start date	01/04/2006
Contract end date	

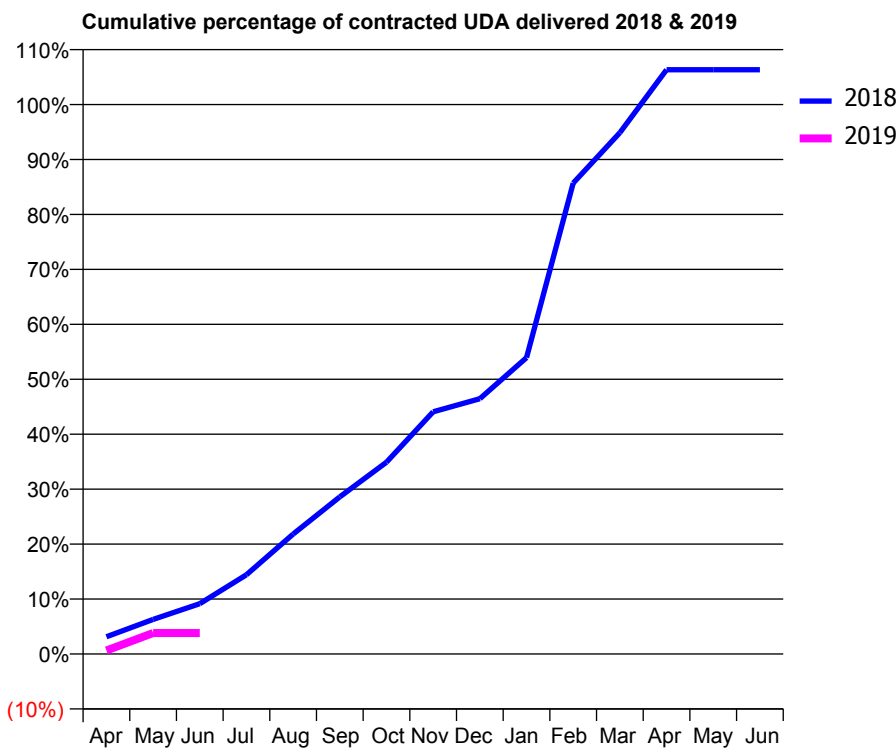
18/19 Contracted general activity (UDA)	1,400
Carry forward general activity (UDA)	0
18/19 Contracted orthodontic activity (UOA)	0
Carry forward orthodontic activity (UOA)	0
Baseline contract value	£32,514.41

ACCESS*

Patients seen in 24 months	Total	Change since previous quarter
Quarter ending June 2017	715	
Quarter ending September 2017	709	→
Quarter ending December 2017	700	↓
Quarter ending March 2018	732	↑
Quarter ending June 2018	711	↓
Variance since June 2017	(0.6%)	→



ACTIVITY



Adjusted Scheduled Activity (UDA)		
Month	2018	2019
April	44	9
May	88	53
June	128	53
July	202	
August	306	
September	400	
October	489	
November	617	
December	650	
January	755	
February	1,200	
March	1,328	
April	1,488	
May	1,488	
June	1,488	

QUALITY

	Quantity	Base Number	Contract	AT	Region	England
% of FP17s for the same patient ID Re-attending within 3 months - Children	6	113	5.3%	10.5%	11.5%	11.5%
% of FP17s for the same patient ID Re-attending within 3 months - Adults	1	10	10.0%	15.7%	16.6%	15.4%
% of FP17s for the same patient ID Re-attending between 3 & 9 months - Children	73	113	64.6%	44.8%	48.8%	58.9%
% of FP17s for the same patient ID Re-attending between 3 & 9 months - Adults	6	10	60.0%	37.3%	39.3%	51.6%
% of FP17s for Band 1 Urgent Courses	2	45	4.4%	10.9%	10.6%	8.9%
% of FP17s Relating to Free Repair or Replacements	0	45	0.0%	0.5%	0.5%	0.8%
% of FP17s Relating to Continuations	0	45	0.0%	0.7%	0.7%	0.9%
% of Patients satisfied with the dentistry they have received	0	0	N/A	91.0%	90.4%	93.2%
% of Patients satisfied with the time they had to wait for an appointment	0	0	N/A	83.8%	85.3%	88.8%

* This is based on patients treated on this contract for their most recent course of treatment. Figures in italics indicate the base number of FP17s or Patient Questionnaire responses are less than 100. N/A is shown where the base number of responses is less than 10 during the period. % is calculated as Quantity/Base number*100

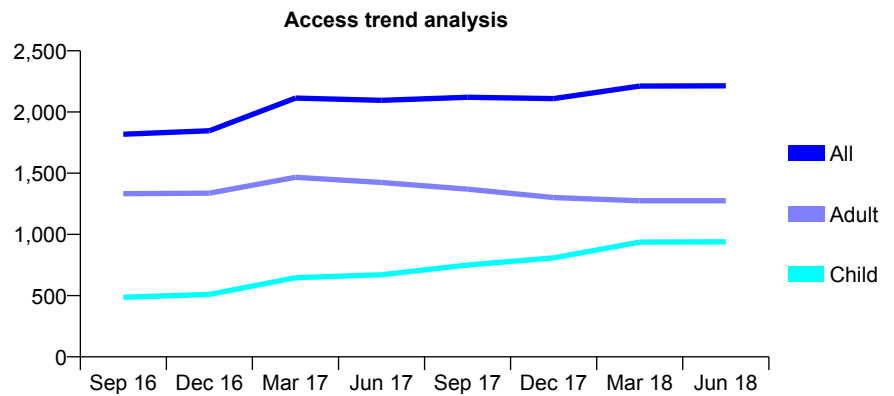
Q61 - Vital Signs At a Glance Contract Report for 894206/0001 - June 2018

Name or company name	MRS SC ROY
Contract type name	GDS Contract
Purpose of contract	General
Contract start date	01/07/2013
Contract end date	

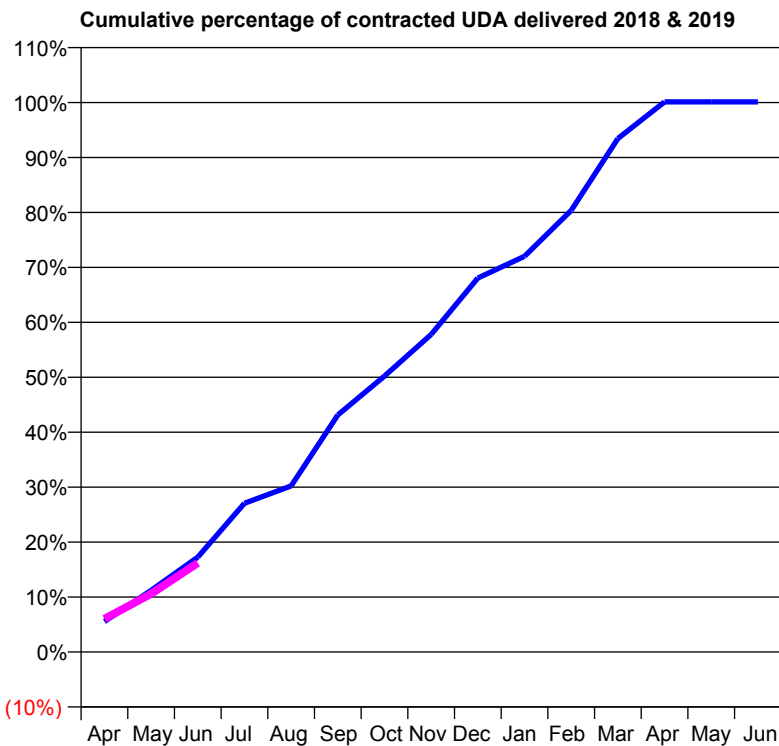
18/19 Contracted general activity (UDA)	4,858
Carry forward general activity (UDA)	0
18/19 Contracted orthodontic activity (UOA)	0
Carry forward orthodontic activity (UOA)	0
Baseline contract value	£169,926.07

ACCESS*

Patients seen in 24 months	Total	Change since previous quarter
Quarter ending June 2017	2,095	
Quarter ending September 2017	2,120	→
Quarter ending December 2017	2,110	→
Quarter ending March 2018	2,212	↑
Quarter ending June 2018	2,214	→
Variance since June 2017	5.7%	↑



ACTIVITY



Adjusted Scheduled Activity (UDA)		
Month	2018	2019
April	270	293
May	545	514
June	838	787
July	1,316	
August	1,469	
September	2,095	
October	2,440	
November	2,808	
December	3,306	
January	3,499	
February	3,904	
March	4,540	
April	4,863	
May	4,863	
June	4,863	

QUALITY

	Quantity	Base Number	Contract	AT	Region	England
% of FP17s for the same patient ID Re-attending within 3 months - Children	18	233	7.7%	10.5%	11.5%	11.5%
% of FP17s for the same patient ID Re-attending within 3 months - Adults	47	294	16.0%	15.7%	16.6%	15.4%
% of FP17s for the same patient ID Re-attending between 3 & 9 months - Children	66	233	28.3%	44.8%	48.8%	58.9%
% of FP17s for the same patient ID Re-attending between 3 & 9 months - Adults	67	294	22.8%	37.3%	39.3%	51.6%
% of FP17s for Band 1 Urgent Courses	75	351	21.4%	10.9%	10.6%	8.9%
% of FP17s Relating to Free Repair or Replacements	0	351	0.0%	0.5%	0.5%	0.8%
% of FP17s Relating to Continuations	0	351	0.0%	0.7%	0.7%	0.9%
% of Patients satisfied with the dentistry they have received	0	1	N/A	91.0%	90.4%	93.2%
% of Patients satisfied with the time they had to wait for an appointment	1	1	N/A	83.8%	85.3%	88.8%

* This is based on patients treated on this contract for their most recent course of treatment. Figures in italics indicate the base number of FP17s or Patient Questionnaire responses are less than 100. N/A is shown where the base number of responses is less than 10 during the period. % is calculated as Quantity/Base number*100

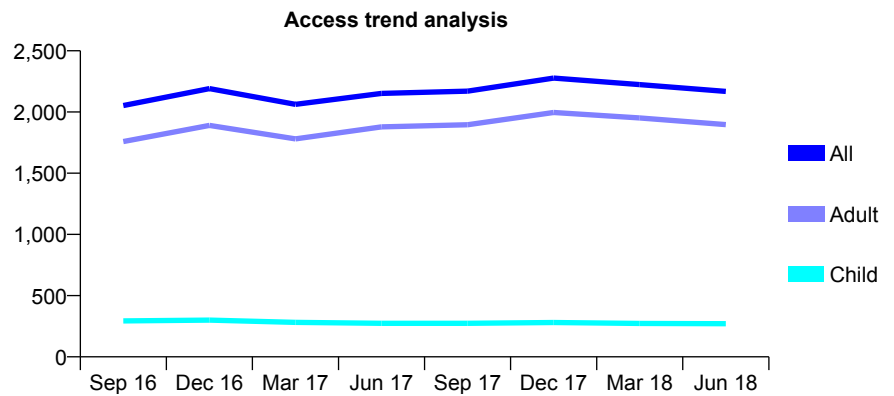
Q61 - Vital Signs At a Glance Contract Report for 904562/0001 - June 2018

Name or company name	R Patel and Partners
Contract type name	GDS Contract
Purpose of contract	General
Contract start date	01/04/2006
Contract end date	

18/19 Contracted general activity (UDA)	7,614
Carry forward general activity (UDA)	0
18/19 Contracted orthodontic activity (UOA)	0
Carry forward orthodontic activity (UOA)	0
Baseline contract value	£357,227.85

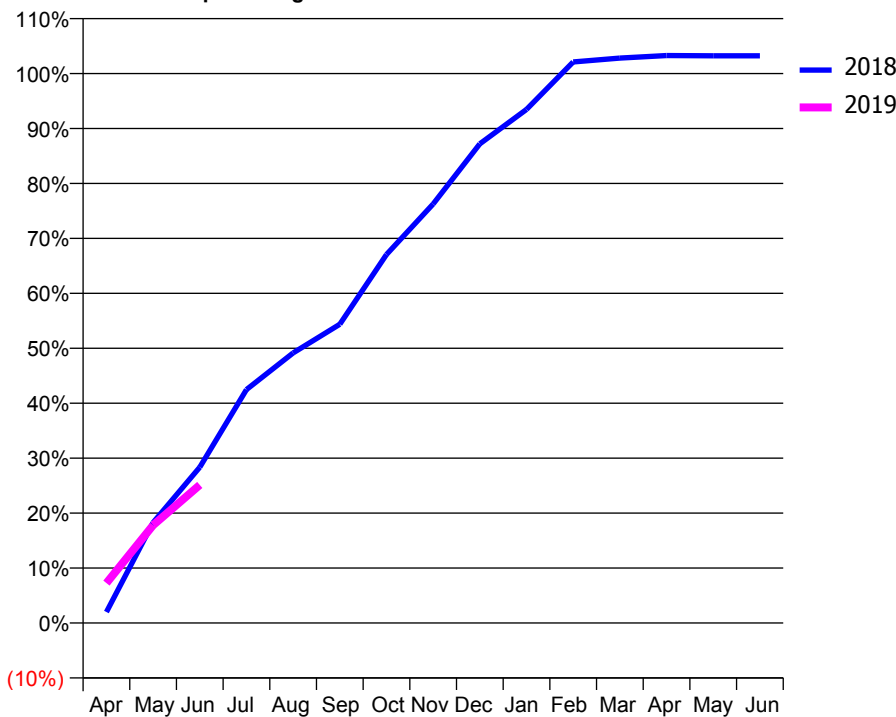
ACCESS*

Patients seen in 24 months	Total	Change since previous quarter
Quarter ending June 2017	2,152	
Quarter ending September 2017	2,170	→
Quarter ending December 2017	2,277	↑
Quarter ending March 2018	2,224	↓
Quarter ending June 2018	2,168	↓
Variance since June 2017	0.7%	→



ACTIVITY

Cumulative percentage of contracted UDA delivered 2018 & 2019



Adjusted Scheduled Activity (UDA)		
Month	2018	2019
April	152	553
May	1,392	1,356
June	2,158	1,912
July	3,235	
August	3,742	
September	4,141	
October	5,105	
November	5,807	
December	6,639	
January	7,117	
February	7,774	
March	7,828	
April	7,863	
May	7,860	
June	7,859	

QUALITY

	Quantity	Base Number	Contract	AT	Region	England
% of FP17s for the same patient ID Re-attending within 3 months - Children	2	79	2.5%	10.5%	11.5%	11.5%
% of FP17s for the same patient ID Re-attending within 3 months - Adults	58	581	10.0%	15.7%	16.6%	15.4%
% of FP17s for the same patient ID Re-attending between 3 & 9 months - Children	28	79	35.4%	44.8%	48.8%	58.9%
% of FP17s for the same patient ID Re-attending between 3 & 9 months - Adults	311	581	53.5%	37.3%	39.3%	51.6%
% of FP17s for Band 1 Urgent Courses	48	629	7.6%	10.9%	10.6%	8.9%
% of FP17s Relating to Free Repair or Replacements	0	629	0.0%	0.5%	0.5%	0.8%
% of FP17s Relating to Continuations	0	629	0.0%	0.7%	0.7%	0.9%
% of Patients satisfied with the dentistry they have received	1	1	N/A	91.0%	90.4%	93.2%
% of Patients satisfied with the time they had to wait for an appointment	1	1	N/A	83.8%	85.3%	88.8%

* This is based on patients treated on this contract for their most recent course of treatment. Figures in italics indicate the base number of FP17s or Patient Questionnaire responses are less than 100. N/A is shown where the base number of responses is less than 10 during the period. % is calculated as Quantity/Base number*100

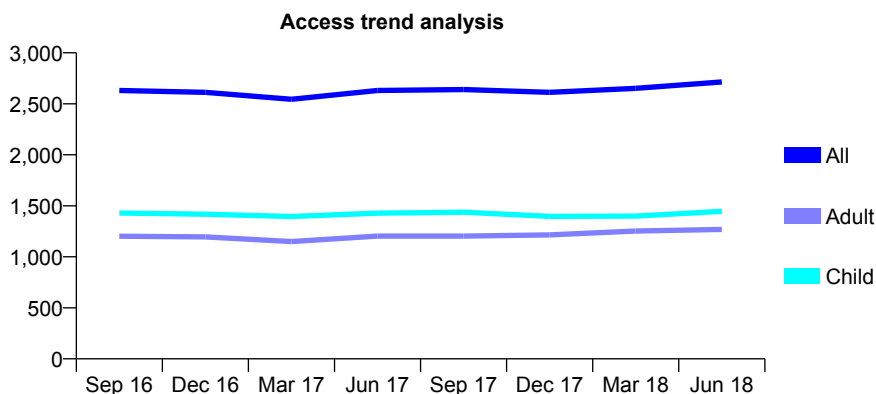
Q61 - Vital Signs At a Glance Contract Report for 905348/0003 - June 2018

Name or company name	MR HJ KANDLER
Contract type name	GDS Contract
Purpose of contract	General
Contract start date	01/04/2006
Contract end date	

18/19 Contracted general activity (UDA)	5,023
Carry forward general activity (UDA)	0
18/19 Contracted orthodontic activity (UOA)	0
Carry forward orthodontic activity (UOA)	0
Baseline contract value	£120,523.86

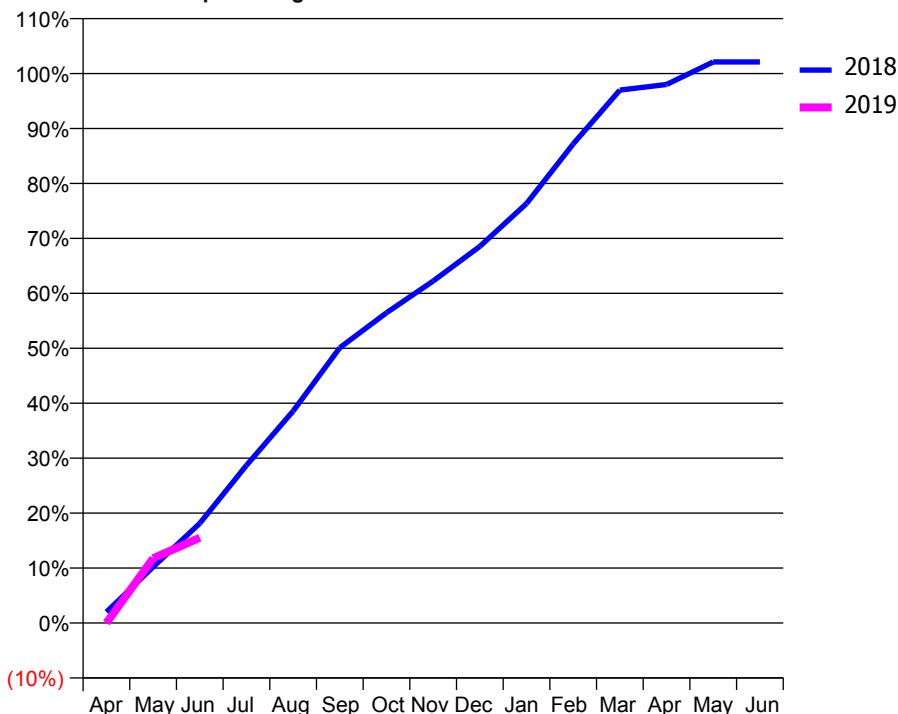
ACCESS*

Patients seen in 24 months	Total	Change since previous quarter
Quarter ending June 2017	2,631	
Quarter ending September 2017	2,640	→
Quarter ending December 2017	2,612	↓
Quarter ending March 2018	2,652	→
Quarter ending June 2018	2,714	↑
Variance since June 2017	3.2%	↑



ACTIVITY

Cumulative percentage of contracted UDA delivered 2018 & 2019



Adjusted Scheduled Activity (UDA)

Month	2018	2019
April	100	0
May	513	592
June	911	779
July	1,442	
August	1,938	
September	2,517	
October	2,836	
November	3,126	
December	3,443	
January	3,834	
February	4,379	
March	4,871	
April	4,923	
May	5,129	
June	5,129	

QUALITY

	Quantity	Base Number	Contract	AT	Region	England
% of FP17s for the same patient ID Re-attending within 3 months - Children	26	388	6.7%	10.5%	11.5%	11.5%
% of FP17s for the same patient ID Re-attending within 3 months - Adults	39	242	16.1%	15.7%	16.6%	15.4%
% of FP17s for the same patient ID Re-attending between 3 & 9 months - Children	155	388	39.9%	44.8%	48.8%	58.9%
% of FP17s for the same patient ID Re-attending between 3 & 9 months - Adults	74	242	30.6%	37.3%	39.3%	51.6%
% of FP17s for Band 1 Urgent Courses	52	460	11.3%	10.9%	10.6%	8.9%
% of FP17s Relating to Free Repair or Replacements	1	460	0.2%	0.5%	0.5%	0.8%
% of FP17s Relating to Continuations	2	460	0.4%	0.7%	0.7%	0.9%
% of Patients satisfied with the dentistry they have received	1	1	N/A	91.0%	90.4%	93.2%
% of Patients satisfied with the time they had to wait for an appointment	1	1	N/A	83.8%	85.3%	88.8%

* This is based on patients treated on this contract for their most recent course of treatment. Figures in italics indicate the base number of FP17s or Patient Questionnaire responses are less than 100. N/A is shown where the base number of responses is less than 10 during the period. % is calculated as Quantity/Base number*100

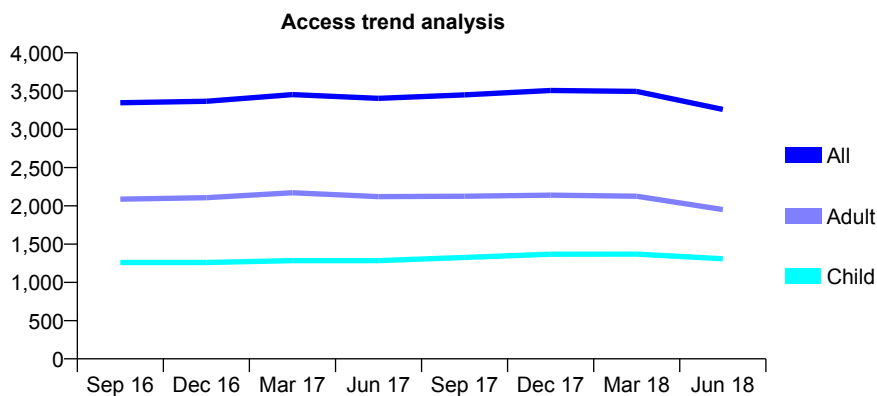
Q61 - Vital Signs At a Glance Contract Report for 906107/0001 - June 2018

Name or company name	MR HF KAPADIA
Contract type name	GDS Contract
Purpose of contract	General
Contract start date	01/04/2006
Contract end date	

18/19 Contracted general activity (UDA)	8,012
Carry forward general activity (UDA)	0
18/19 Contracted orthodontic activity (UOA)	0
Carry forward orthodontic activity (UOA)	0
Baseline contract value	£245,126.02

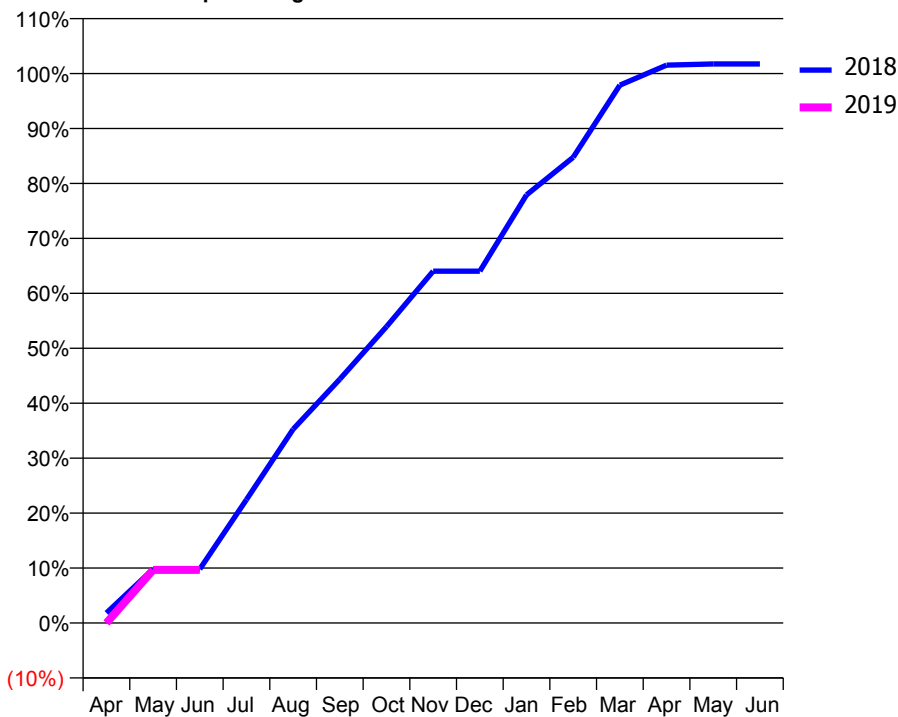
ACCESS*

Patients seen in 24 months	Total	Change since previous quarter
Quarter ending June 2017	3,404	
Quarter ending September 2017	3,450	→
Quarter ending December 2017	3,508	→
Quarter ending March 2018	3,495	→
Quarter ending June 2018	3,260	↓
Variance since June 2017	(4.2%)	↓



ACTIVITY

Cumulative percentage of contracted UDA delivered 2018 & 2019



Adjusted Scheduled Activity (UDA)		
Month	2018	2019
April	147	0
May	787	775
June	787	775
July	1,800	
August	2,826	
September	3,556	
October	4,322	
November	5,130	
December	5,130	
January	6,242	
February	6,791	
March	7,842	
April	8,133	
May	8,151	
June	8,151	

QUALITY

	Quantity	Base Number	Contract	AT	Region	England
% of FP17s for the same patient ID Re-attending within 3 months - Children	15	208	7.2%	10.5%	11.5%	11.5%
% of FP17s for the same patient ID Re-attending within 3 months - Adults	34	258	13.2%	15.7%	16.6%	15.4%
% of FP17s for the same patient ID Re-attending between 3 & 9 months - Children	104	208	50.0%	44.8%	48.8%	58.9%
% of FP17s for the same patient ID Re-attending between 3 & 9 months - Adults	118	258	45.7%	37.3%	39.3%	51.6%
% of FP17s for Band 1 Urgent Courses	44	356	12.4%	10.9%	10.6%	8.9%
% of FP17s Relating to Free Repair or Replacements	0	356	0.0%	0.5%	0.5%	0.8%
% of FP17s Relating to Continuations	0	356	0.0%	0.7%	0.7%	0.9%
% of Patients satisfied with the dentistry they have received	4	5	N/A	91.0%	90.4%	93.2%
% of Patients satisfied with the time they had to wait for an appointment	4	5	N/A	83.8%	85.3%	88.8%

* This is based on patients treated on this contract for their most recent course of treatment. Figures in italics indicate the base number of FP17s or Patient Questionnaire responses are less than 100. N/A is shown where the base number of responses is less than 10 during the period. % is calculated as Quantity/Base number*100

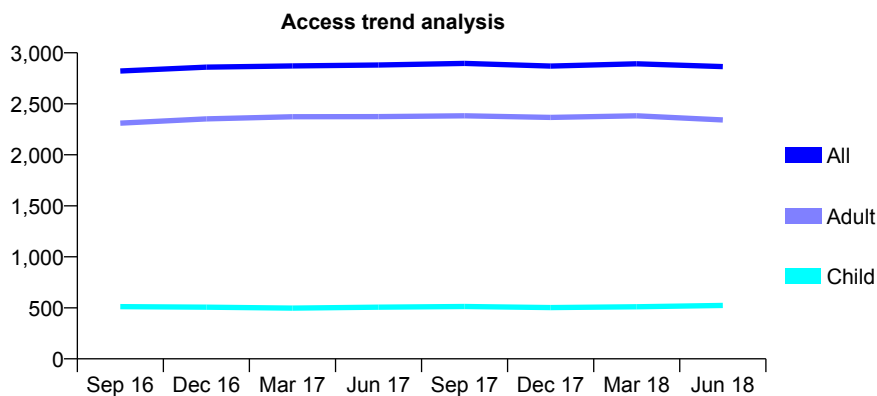
Q61 - Vital Signs At a Glance Contract Report for 906190/0001 - June 2018

Name or company name	MR BM ROSENBLUM
Contract type name	GDS Contract
Purpose of contract	General
Contract start date	01/04/2006
Contract end date	

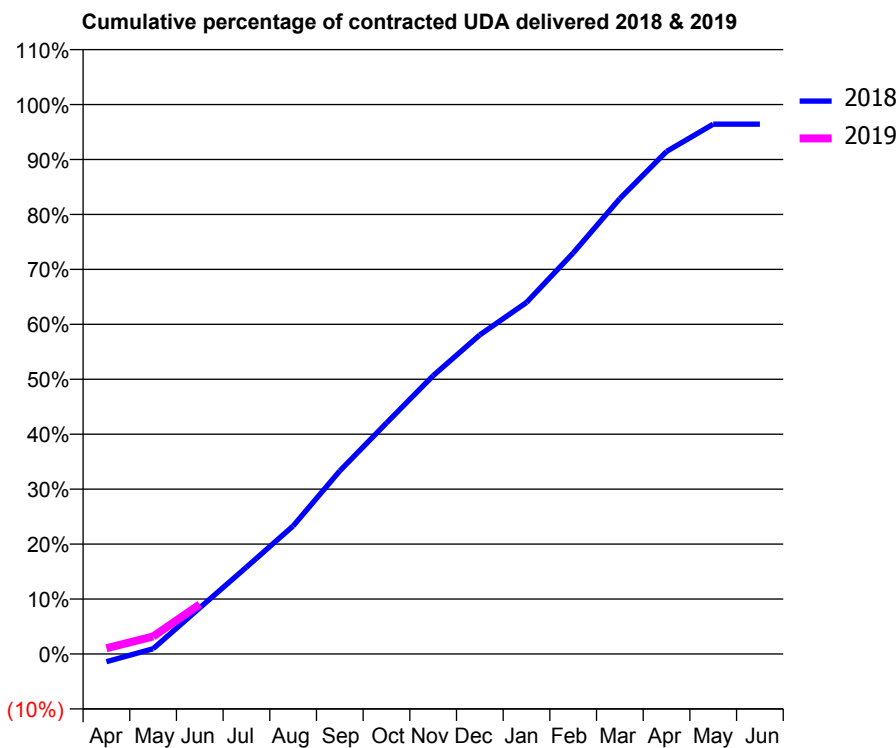
18/19 Contracted general activity (UDA)	7,781
Carry forward general activity (UDA)	0
18/19 Contracted orthodontic activity (UOA)	0
Carry forward orthodontic activity (UOA)	0
Baseline contract value	£283,810.29

ACCESS*

Patients seen in 24 months	Total	Change since previous quarter
Quarter ending June 2017	2,881	
Quarter ending September 2017	2,896	→
Quarter ending December 2017	2,870	→
Quarter ending March 2018	2,892	→
Quarter ending June 2018	2,865	→
Variance since June 2017	(0.6%)	→



ACTIVITY



Month	Adjusted Scheduled Activity (UDA)	
	2018	2019
April	-110	83
May	75	248
June	655	704
July	1,231	
August	1,813	
September	2,594	
October	3,272	
November	3,941	
December	4,519	
January	4,979	
February	5,678	
March	6,450	
April	7,116	
May	7,502	
June	7,502	

QUALITY

	Quantity	Base Number	Contract	AT	Region	England
% of FP17s for the same patient ID Re-attending within 3 months - Children	9	161	5.6%	10.5%	11.5%	11.5%
% of FP17s for the same patient ID Re-attending within 3 months - Adults	67	523	12.8%	15.7%	16.6%	15.4%
% of FP17s for the same patient ID Re-attending between 3 & 9 months - Children	31	161	19.3%	44.8%	48.8%	58.9%
% of FP17s for the same patient ID Re-attending between 3 & 9 months - Adults	145	523	27.7%	37.3%	39.3%	51.6%
% of FP17s for Band 1 Urgent Courses	8	331	2.4%	10.9%	10.6%	8.9%
% of FP17s Relating to Free Repair or Replacements	8	331	2.4%	0.5%	0.5%	0.8%
% of FP17s Relating to Continuations	20	331	6.0%	0.7%	0.7%	0.9%
% of Patients satisfied with the dentistry they have received	3	3	N/A	91.0%	90.4%	93.2%
% of Patients satisfied with the time they had to wait for an appointment	3	3	N/A	83.8%	85.3%	88.8%

* This is based on patients treated on this contract for their most recent course of treatment. Figures in italics indicate the base number of FP17s or Patient Questionnaire responses are less than 100. N/A is shown where the base number of responses is less than 10 during the period. % is calculated as Quantity/Base number*100

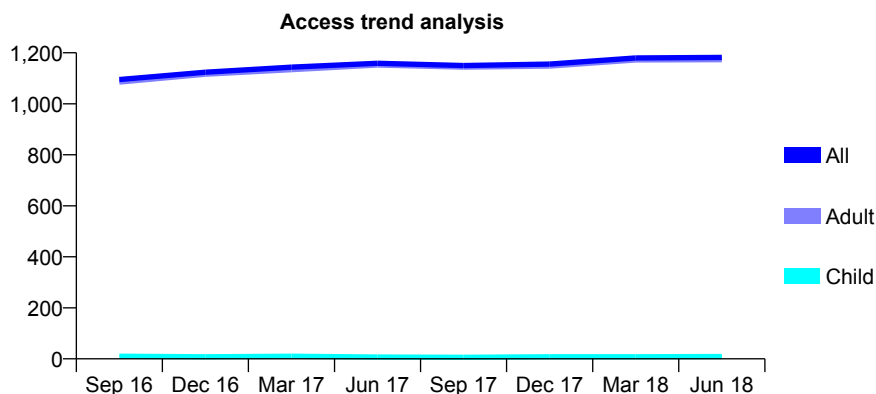
Q61 - Vital Signs At a Glance Contract Report for 906352/0001 - June 2018

Name or company name	MR HS REEL
Contract type name	GDS Contract
Purpose of contract	General
Contract start date	01/04/2006
Contract end date	

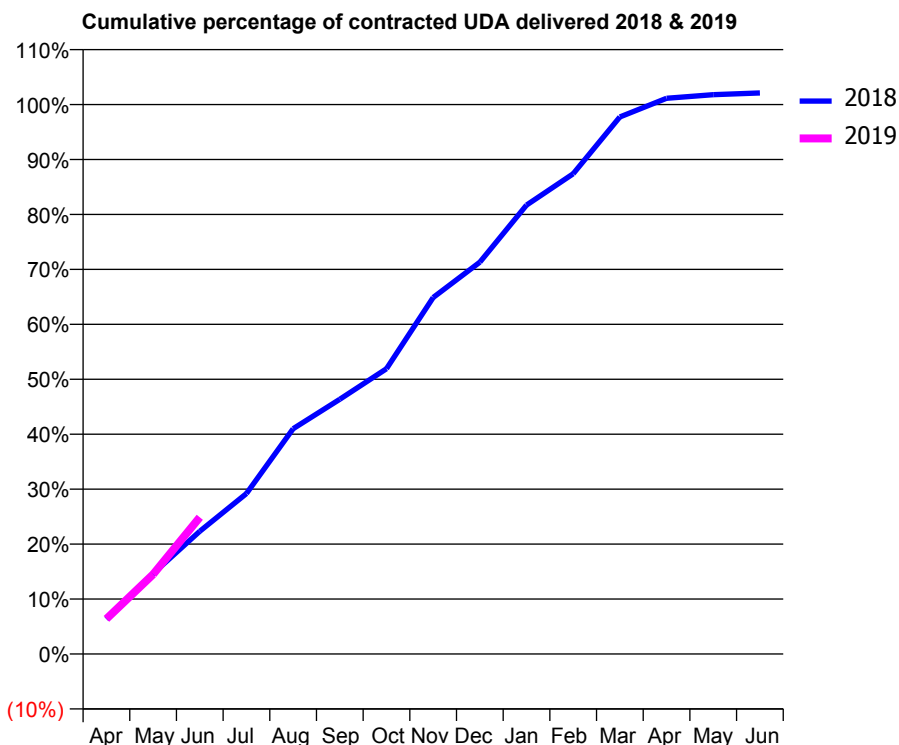
18/19 Contracted general activity (UDA)	5,297
Carry forward general activity (UDA)	0
18/19 Contracted orthodontic activity (UOA)	0
Carry forward orthodontic activity (UOA)	0
Baseline contract value	£188,313.86

ACCESS*

Patients seen in 24 months	Total	Change since previous quarter
Quarter ending June 2017	1,159	
Quarter ending September 2017	1,150	→
Quarter ending December 2017	1,156	→
Quarter ending March 2018	1,180	↑
Quarter ending June 2018	1,182	→
Variance since June 2017	2.0%	→



ACTIVITY



Month	Adjusted Scheduled Activity (UDA)	
	2018	2019
April	336	339
May	775	768
June	1,183	1,318
July	1,547	
August	2,172	
September	2,456	
October	2,750	
November	3,436	
December	3,777	
January	4,327	
February	4,630	
March	5,177	
April	5,356	
May	5,392	
June	5,409	

QUALITY

	Quantity	Base Number	Contract	AT	Region	England
% of FP17s for the same patient ID Re-attending within 3 months - Children	1	4	25.0%	10.5%	11.5%	11.5%
% of FP17s for the same patient ID Re-attending within 3 months - Adults	66	306	21.6%	15.7%	16.6%	15.4%
% of FP17s for the same patient ID Re-attending between 3 & 9 months - Children	2	4	50.0%	44.8%	48.8%	58.9%
% of FP17s for the same patient ID Re-attending between 3 & 9 months - Adults	69	306	22.5%	37.3%	39.3%	51.6%
% of FP17s for Band 1 Urgent Courses	38	235	16.2%	10.9%	10.6%	8.9%
% of FP17s Relating to Free Repair or Replacements	0	235	0.0%	0.5%	0.5%	0.8%
% of FP17s Relating to Continuations	1	235	0.4%	0.7%	0.7%	0.9%
% of Patients satisfied with the dentistry they have received	1	1	N/A	91.0%	90.4%	93.2%
% of Patients satisfied with the time they had to wait for an appointment	1	1	N/A	83.8%	85.3%	88.8%

* This is based on patients treated on this contract for their most recent course of treatment. Figures in italics indicate the base number of FP17s or Patient Questionnaire responses are less than 100. N/A is shown where the base number of responses is less than 10 during the period. % is calculated as Quantity/Base number*100

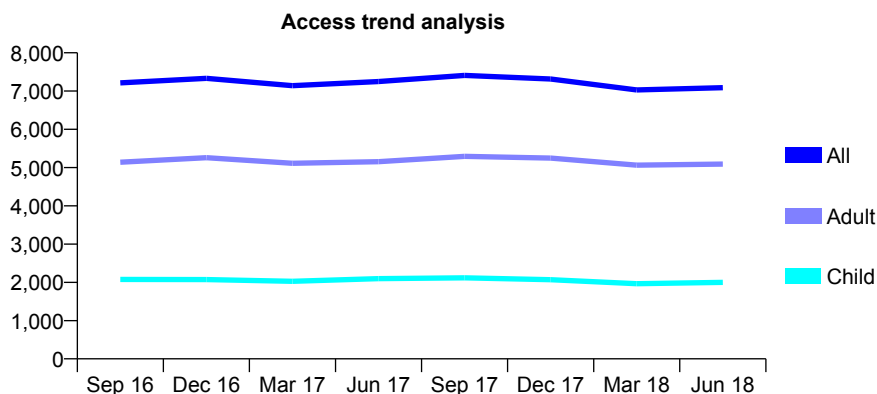
Q61 - Vital Signs At a Glance Contract Report for 907553/0001 - June 2018

Name or company name	MR AS SHAH
Contract type name	GDS Contract
Purpose of contract	General
Contract start date	01/04/2006
Contract end date	

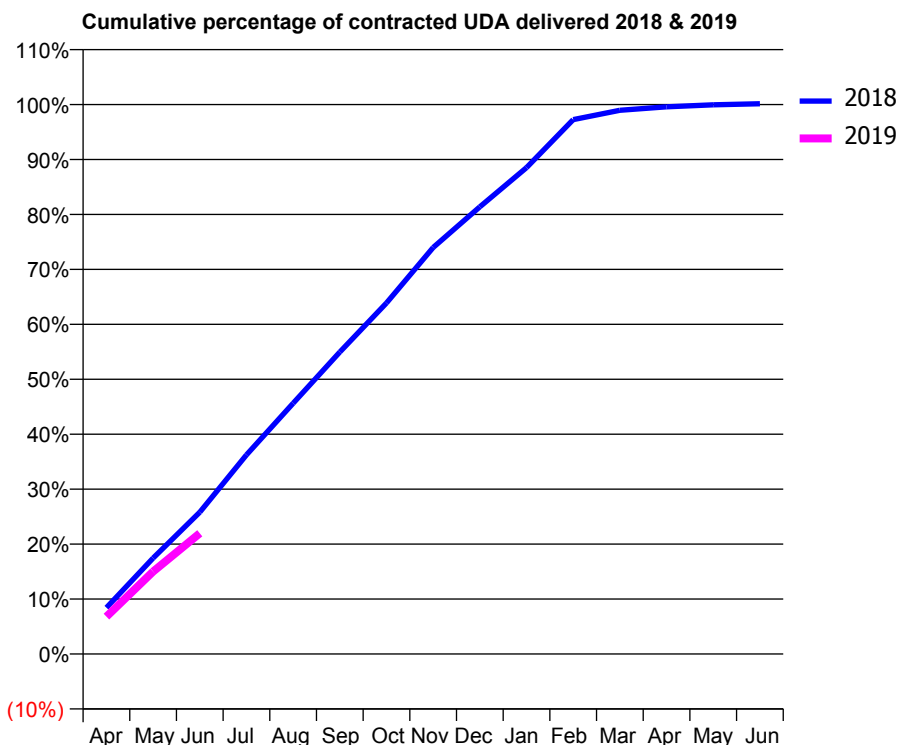
18/19 Contracted general activity (UDA)	21,077
Carry forward general activity (UDA)	0
18/19 Contracted orthodontic activity (UOA)	0
Carry forward orthodontic activity (UOA)	0
Baseline contract value	£755,838.69

ACCESS*

Patients seen in 24 months	Total	Change since previous quarter
Quarter ending June 2017	7,250	
Quarter ending September 2017	7,410	↑
Quarter ending December 2017	7,316	↓
Quarter ending March 2018	7,028	↓
Quarter ending June 2018	7,090	→
Variance since June 2017	(2.2%)	↓



ACTIVITY



Month	Adjusted Scheduled Activity (UDA)	
	2018	2019
April	1,779	1,434
May	3,678	3,162
June	5,437	4,633
July	7,640	
August	9,617	
September	11,582	
October	13,465	
November	15,594	
December	17,153	
January	18,654	
February	20,495	
March	20,854	
April	20,987	
May	21,064	
June	21,106	

QUALITY

	Quantity	Base Number	Contract	AT	Region	England
% of FP17s for the same patient ID Re-attending within 3 months - Children	43	556	7.7%	10.5%	11.5%	11.5%
% of FP17s for the same patient ID Re-attending within 3 months - Adults	213	1,291	16.5%	15.7%	16.6%	15.4%
% of FP17s for the same patient ID Re-attending between 3 & 9 months - Children	147	556	26.4%	44.8%	48.8%	58.9%
% of FP17s for the same patient ID Re-attending between 3 & 9 months - Adults	395	1,291	30.6%	37.3%	39.3%	51.6%
% of FP17s for Band 1 Urgent Courses	243	1,714	14.2%	10.9%	10.6%	8.9%
% of FP17s Relating to Free Repair or Replacements	9	1,714	0.5%	0.5%	0.5%	0.8%
% of FP17s Relating to Continuations	4	1,714	0.2%	0.7%	0.7%	0.9%
% of Patients satisfied with the dentistry they have received	5	6	N/A	91.0%	90.4%	93.2%
% of Patients satisfied with the time they had to wait for an appointment	5	6	N/A	83.8%	85.3%	88.8%

* This is based on patients treated on this contract for their most recent course of treatment. Figures in italics indicate the base number of FP17s or Patient Questionnaire responses are less than 100. N/A is shown where the base number of responses is less than 10 during the period. % is calculated as Quantity/Base number*100

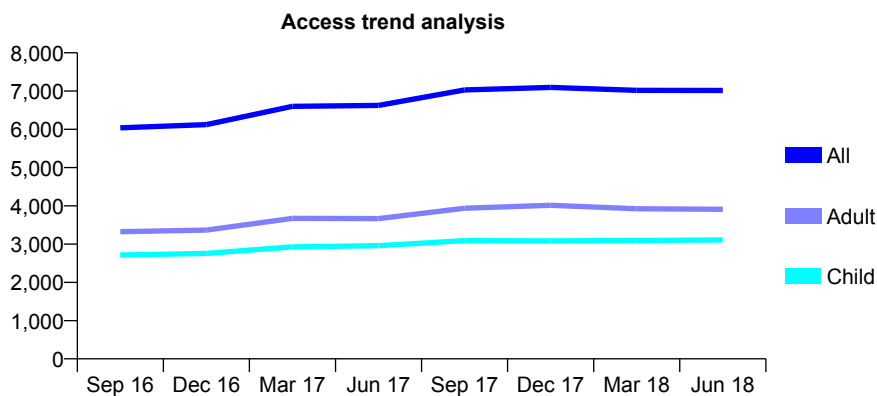
Q61 - Vital Signs At a Glance Contract Report for 907901/0007 - June 2018

Name or company name	MR GK MALHOTRA
Contract type name	GDS Contract
Purpose of contract	General
Contract start date	01/04/2006
Contract end date	

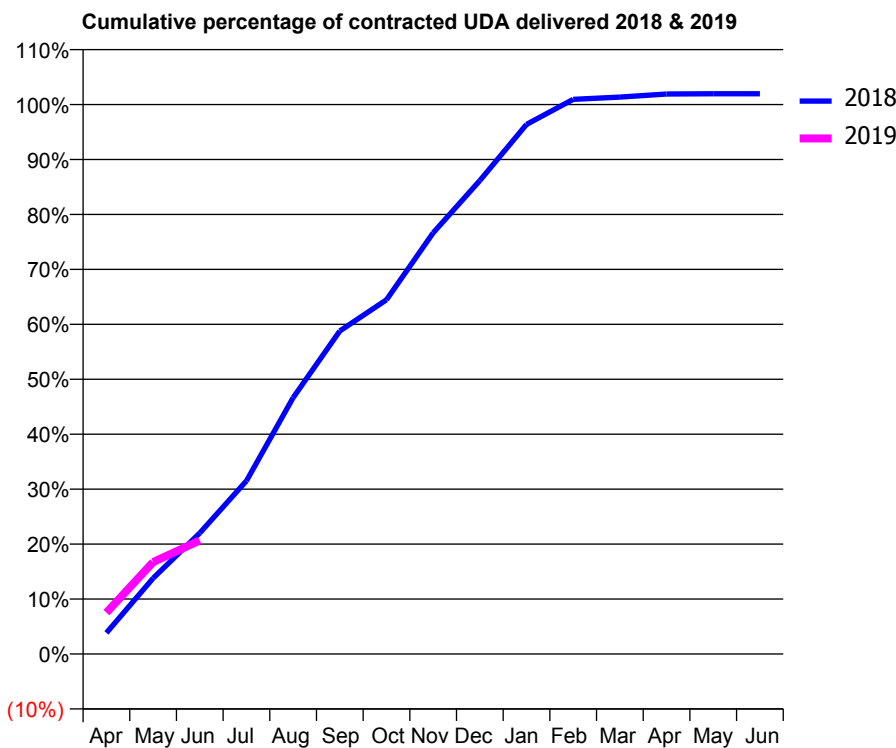
18/19 Contracted general activity (UDA)	18,691
Carry forward general activity (UDA)	0
18/19 Contracted orthodontic activity (UOA)	0
Carry forward orthodontic activity (UOA)	0
Baseline contract value	£542,838.89

ACCESS*

Patients seen in 24 months	Total	Change since previous quarter
Quarter ending June 2017	6,625	
Quarter ending September 2017	7,028	↑
Quarter ending December 2017	7,097	→
Quarter ending March 2018	7,018	↓
Quarter ending June 2018	7,016	→
Variance since June 2017	5.9%	↑



ACTIVITY



Month	Adjusted Scheduled Activity (UDA)	
	2018	2019
April	720	1,409
May	2,578	3,126
June	4,116	3,861
July	5,891	
August	8,720	
September	10,986	
October	12,049	
November	14,324	
December	16,103	
January	18,015	
February	18,864	
March	18,945	
April	19,048	
May	19,059	
June	19,058	

QUALITY

	Quantity	Base Number	Contract	AT	Region	England
% of FP17s for the same patient ID Re-attending within 3 months - Children	34	749	4.5%	10.5%	11.5%	11.5%
% of FP17s for the same patient ID Re-attending within 3 months - Adults	48	780	6.2%	15.7%	16.6%	15.4%
% of FP17s for the same patient ID Re-attending between 3 & 9 months - Children	272	749	36.3%	44.8%	48.8%	58.9%
% of FP17s for the same patient ID Re-attending between 3 & 9 months - Adults	256	780	32.8%	37.3%	39.3%	51.6%
% of FP17s for Band 1 Urgent Courses	54	1,417	3.8%	10.9%	10.6%	8.9%
% of FP17s Relating to Free Repair or Replacements	1	1,417	0.1%	0.5%	0.5%	0.8%
% of FP17s Relating to Continuations	3	1,417	0.2%	0.7%	0.7%	0.9%
% of Patients satisfied with the dentistry they have received	3	3	N/A	91.0%	90.4%	93.2%
% of Patients satisfied with the time they had to wait for an appointment	3	3	N/A	83.8%	85.3%	88.8%

* This is based on patients treated on this contract for their most recent course of treatment. Figures in italics indicate the base number of FP17s or Patient Questionnaire responses are less than 100. N/A is shown where the base number of responses is less than 10 during the period. % is calculated as Quantity/Base number*100

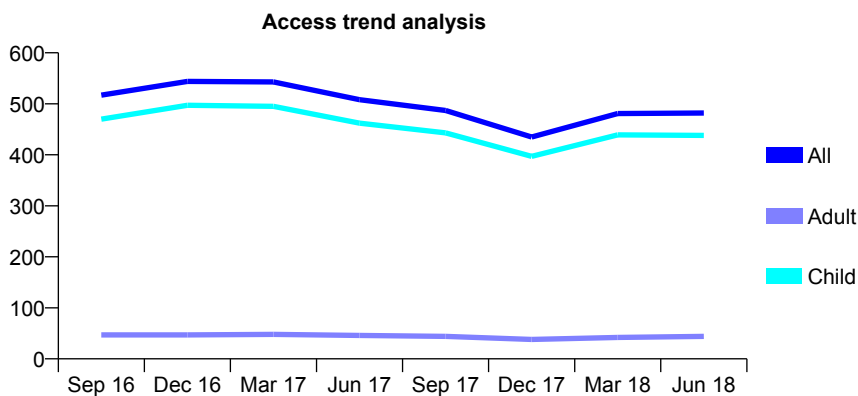
Q61 - Vital Signs At a Glance Contract Report for 910716/0001 - June 2018

Name or company name	MR JS BLISS
Contract type name	GDS Contract
Purpose of contract	General
Contract start date	01/04/2006
Contract end date	

18/19 Contracted general activity (UDA)	550
Carry forward general activity (UDA)	0
18/19 Contracted orthodontic activity (UOA)	0
Carry forward orthodontic activity (UOA)	0
Baseline contract value	£13,495.26

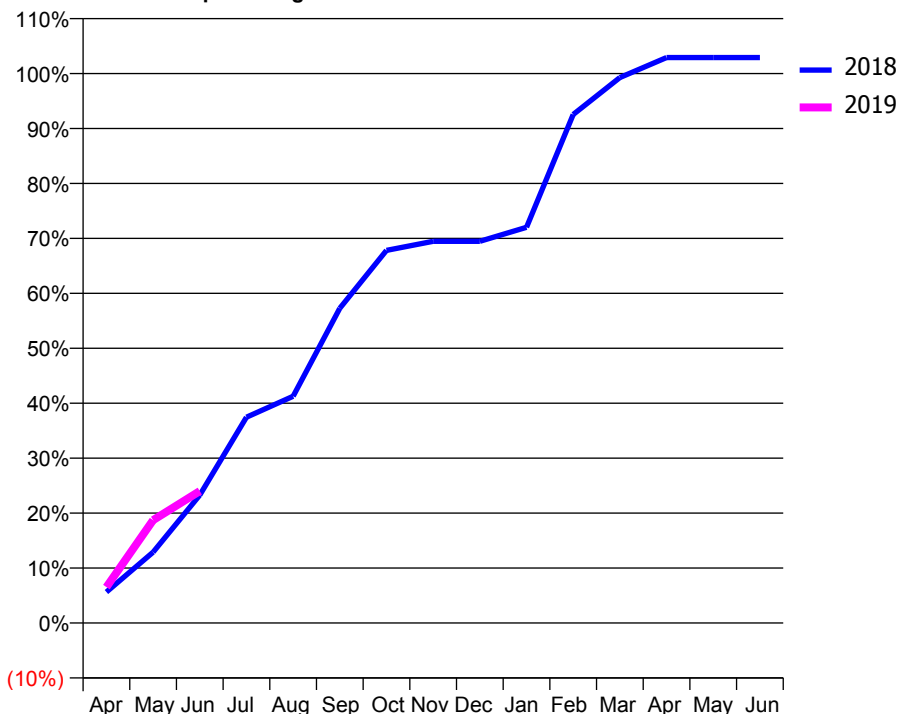
ACCESS*

Patients seen in 24 months	Total	Change since previous quarter
Quarter ending June 2017	508	
Quarter ending September 2017	487	↓
Quarter ending December 2017	435	↓
Quarter ending March 2018	481	↑
Quarter ending June 2018	482	→
Variance since June 2017	(5.1%)	↓



ACTIVITY

Cumulative percentage of contracted UDA delivered 2018 & 2019



Adjusted Scheduled Activity (UDA)

Month	2018	2019
April	31	36
May	71	103
June	128	132
July	206	
August	227	
September	315	
October	373	
November	382	
December	382	
January	396	
February	509	
March	546	
April	566	
May	566	
June	566	

QUALITY

	Quantity	Base Number	Contract	AT	Region	England
% of FP17s for the same patient ID Re-attending within 3 months - Children	5	106	4.7%	10.5%	11.5%	11.5%
% of FP17s for the same patient ID Re-attending within 3 months - Adults	0	1	0.0%	15.7%	16.6%	15.4%
% of FP17s for the same patient ID Re-attending between 3 & 9 months - Children	24	106	22.6%	44.8%	48.8%	58.9%
% of FP17s for the same patient ID Re-attending between 3 & 9 months - Adults	0	1	0.0%	37.3%	39.3%	51.6%
% of FP17s for Band 1 Urgent Courses	0	93	0.0%	10.9%	10.6%	8.9%
% of FP17s Relating to Free Repair or Replacements	0	93	0.0%	0.5%	0.5%	0.8%
% of FP17s Relating to Continuations	0	93	0.0%	0.7%	0.7%	0.9%
% of Patients satisfied with the dentistry they have received	0	0	N/A	91.0%	90.4%	93.2%
% of Patients satisfied with the time they had to wait for an appointment	0	0	N/A	83.8%	85.3%	88.8%

* This is based on patients treated on this contract for their most recent course of treatment. Figures in italics indicate the base number of FP17s or Patient Questionnaire responses are less than 100. N/A is shown where the base number of responses is less than 10 during the period. % is calculated as Quantity/Base number*100

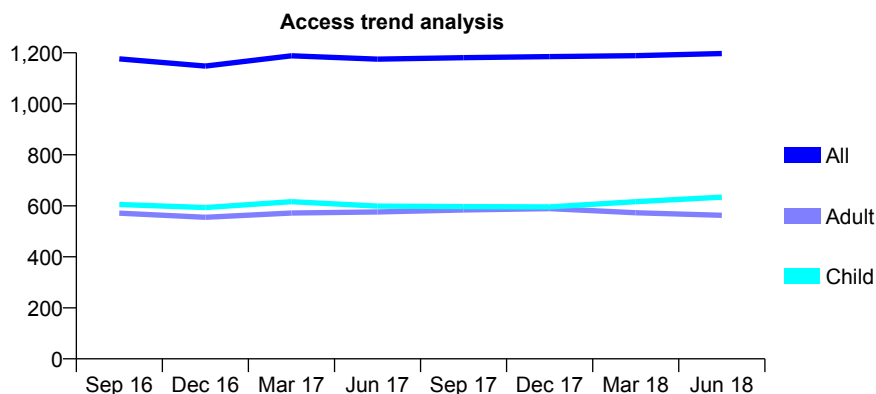
Q61 - Vital Signs At a Glance Contract Report for 912085/0001 - June 2018

Name or company name	MR MP BASS
Contract type name	GDS Contract
Purpose of contract	General
Contract start date	01/04/2006
Contract end date	

18/19 Contracted general activity (UDA)	2,738
Carry forward general activity (UDA)	0
18/19 Contracted orthodontic activity (UOA)	0
Carry forward orthodontic activity (UOA)	0
Baseline contract value	£60,177.95

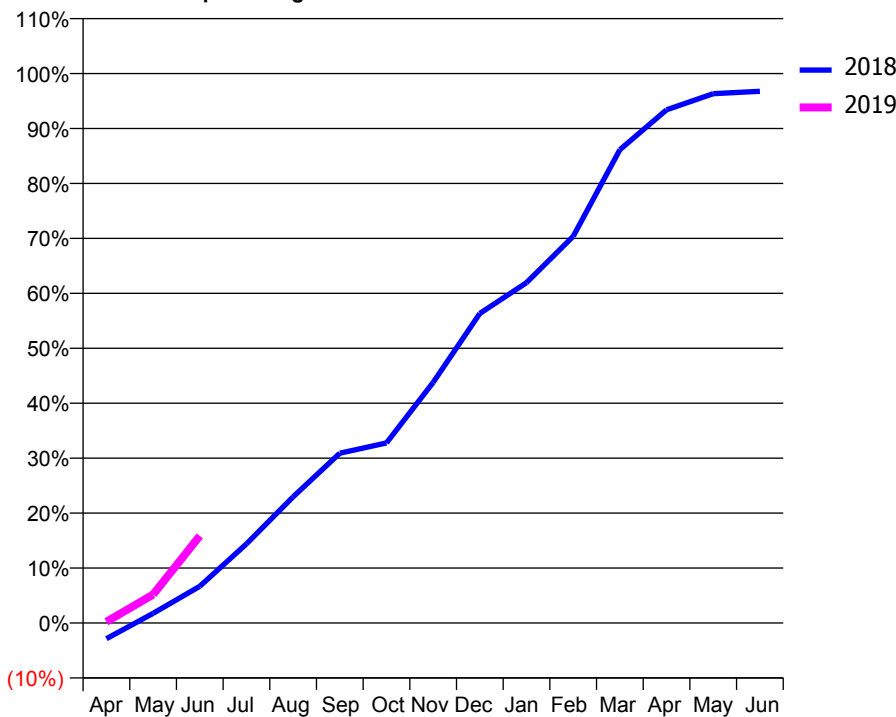
ACCESS*

Patients seen in 24 months	Total	Change since previous quarter
Quarter ending June 2017	1,175	
Quarter ending September 2017	1,181	→
Quarter ending December 2017	1,185	→
Quarter ending March 2018	1,189	→
Quarter ending June 2018	1,197	→
Variance since June 2017	1.9%	→



ACTIVITY

Cumulative percentage of contracted UDA delivered 2018 & 2019



Adjusted Scheduled Activity (UDA)		
Month	2018	2019
April	-79	6
May	48	142
June	183	434
July	395	
August	629	
September	846	
October	897	
November	1,199	
December	1,543	
January	1,696	
February	1,927	
March	2,358	
April	2,557	
May	2,637	
June	2,649	

QUALITY

	Quantity	Base Number	Contract	AT	Region	England
% of FP17s for the same patient ID Re-attending within 3 months - Children	22	195	11.3%	10.5%	11.5%	11.5%
% of FP17s for the same patient ID Re-attending within 3 months - Adults	36	168	21.4%	15.7%	16.6%	15.4%
% of FP17s for the same patient ID Re-attending between 3 & 9 months - Children	81	195	41.5%	44.8%	48.8%	58.9%
% of FP17s for the same patient ID Re-attending between 3 & 9 months - Adults	51	168	30.4%	37.3%	39.3%	51.6%
% of FP17s for Band 1 Urgent Courses	12	211	5.7%	10.9%	10.6%	8.9%
% of FP17s Relating to Free Repair or Replacements	4	211	1.9%	0.5%	0.5%	0.8%
% of FP17s Relating to Continuations	1	211	0.5%	0.7%	0.7%	0.9%
% of Patients satisfied with the dentistry they have received	0	0	N/A	91.0%	90.4%	93.2%
% of Patients satisfied with the time they had to wait for an appointment	0	0	N/A	83.8%	85.3%	88.8%

* This is based on patients treated on this contract for their most recent course of treatment. Figures in italics indicate the base number of FP17s or Patient Questionnaire responses are less than 100. N/A is shown where the base number of responses is less than 10 during the period. % is calculated as Quantity/Base number*100

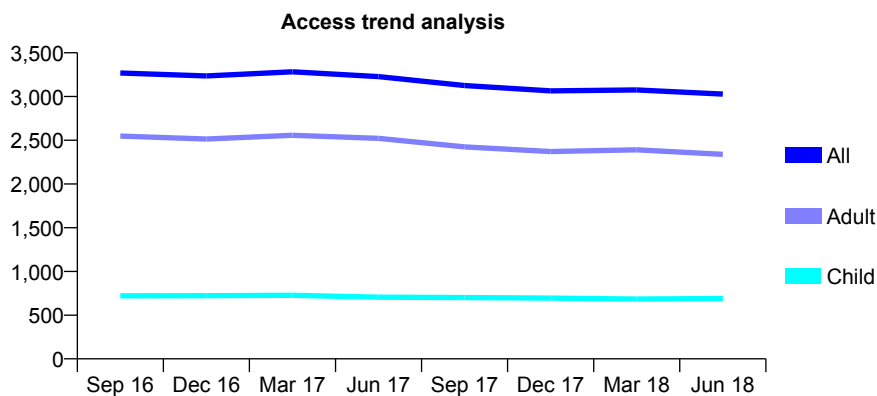
Q61 - Vital Signs At a Glance Contract Report for 912468/0001 - June 2018

Name or company name	MR KN FALEKKOS
Contract type name	GDS Contract
Purpose of contract	General
Contract start date	01/04/2006
Contract end date	

18/19 Contracted general activity (UDA)	8,701
Carry forward general activity (UDA)	0
18/19 Contracted orthodontic activity (UOA)	0
Carry forward orthodontic activity (UOA)	0
Baseline contract value	£239,131.19

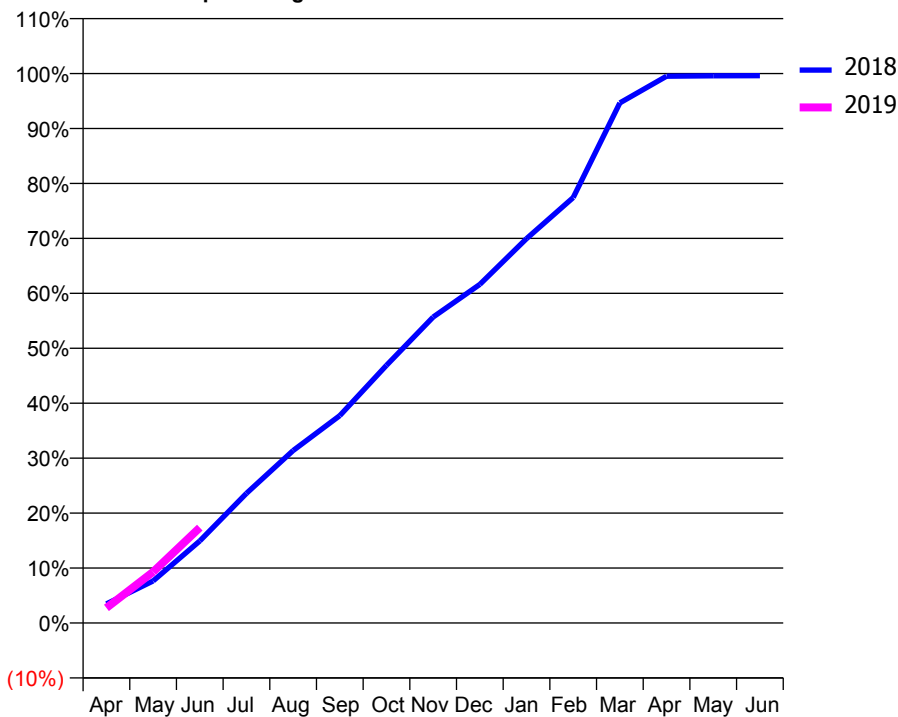
ACCESS*

Patients seen in 24 months	Total	Change since previous quarter
Quarter ending June 2017	3,228	
Quarter ending September 2017	3,125	↓
Quarter ending December 2017	3,065	↓
Quarter ending March 2018	3,075	→
Quarter ending June 2018	3,028	↓
Variance since June 2017	(6.2%)	↓



ACTIVITY

Cumulative percentage of contracted UDA delivered 2018 & 2019



Adjusted Scheduled Activity (UDA)

Month	2018	2019
April	303	240
May	665	810
June	1,300	1,511
July	2,053	
August	2,732	
September	3,284	
October	4,081	
November	4,845	
December	5,362	
January	6,085	
February	6,736	
March	8,236	
April	8,658	
May	8,664	
June	8,667	

QUALITY

	Quantity	Base Number	Contract	AT	Region	England
% of FP17s for the same patient ID Re-attending within 3 months - Children	16	262	6.1%	10.5%	11.5%	11.5%
% of FP17s for the same patient ID Re-attending within 3 months - Adults	81	616	13.1%	15.7%	16.6%	15.4%
% of FP17s for the same patient ID Re-attending between 3 & 9 months - Children	129	262	49.2%	44.8%	48.8%	58.9%
% of FP17s for the same patient ID Re-attending between 3 & 9 months - Adults	307	616	49.8%	37.3%	39.3%	51.6%
% of FP17s for Band 1 Urgent Courses	70	737	9.5%	10.9%	10.6%	8.9%
% of FP17s Relating to Free Repair or Replacements	0	737	0.0%	0.5%	0.5%	0.8%
% of FP17s Relating to Continuations	1	737	0.1%	0.7%	0.7%	0.9%
% of Patients satisfied with the dentistry they have received	0	0	N/A	91.0%	90.4%	93.2%
% of Patients satisfied with the time they had to wait for an appointment	0	0	N/A	83.8%	85.3%	88.8%

* This is based on patients treated on this contract for their most recent course of treatment. Figures in italics indicate the base number of FP17s or Patient Questionnaire responses are less than 100. N/A is shown where the base number of responses is less than 10 during the period. % is calculated as Quantity/Base number*100

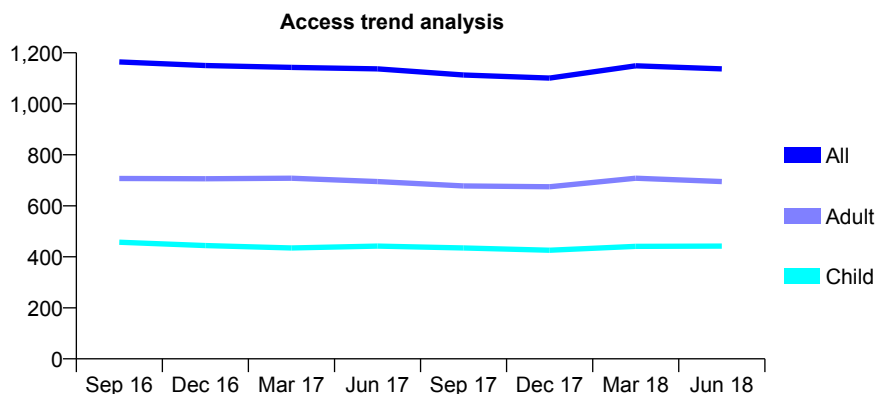
Q61 - Vital Signs At a Glance Contract Report for 914681/0001 - June 2018

Name or company name	MR VK SETHI
Contract type name	GDS Contract
Purpose of contract	General
Contract start date	01/04/2006
Contract end date	

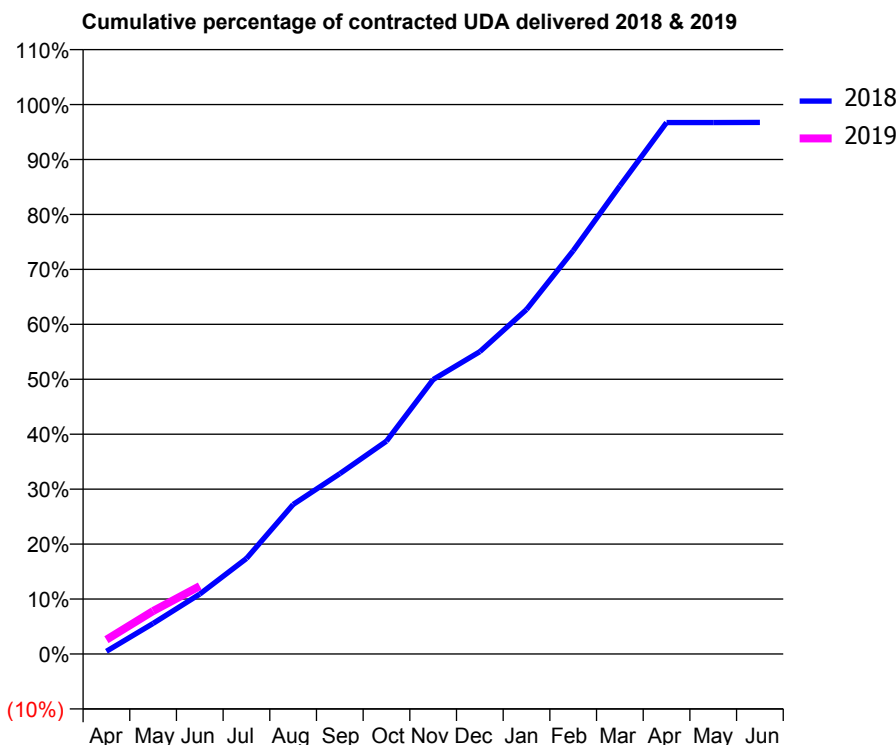
18/19 Contracted general activity (UDA)	4,926
Carry forward general activity (UDA)	0
18/19 Contracted orthodontic activity (UOA)	0
Carry forward orthodontic activity (UOA)	0
Baseline contract value	£171,693.45

ACCESS*

Patients seen in 24 months	Total	Change since previous quarter
Quarter ending June 2017	1,137	
Quarter ending September 2017	1,113	↓
Quarter ending December 2017	1,101	↓
Quarter ending March 2018	1,149	↑
Quarter ending June 2018	1,137	↓
Variance since June 2017	0.0%	→



ACTIVITY



Adjusted Scheduled Activity (UDA)		
Month	2018	2019
April	25	129
May	274	386
June	537	609
July	856	
August	1,341	
September	1,616	
October	1,908	
November	2,461	
December	2,710	
January	3,089	
February	3,616	
March	4,196	
April	4,764	
May	4,764	
June	4,765	

QUALITY

	Quantity	Base Number	Contract	AT	Region	England
% of FP17s for the same patient ID Re-attending within 3 months - Children	7	170	4.1%	10.5%	11.5%	11.5%
% of FP17s for the same patient ID Re-attending within 3 months - Adults	42	230	18.3%	15.7%	16.6%	15.4%
% of FP17s for the same patient ID Re-attending between 3 & 9 months - Children	121	170	71.2%	44.8%	48.8%	58.9%
% of FP17s for the same patient ID Re-attending between 3 & 9 months - Adults	109	230	47.4%	37.3%	39.3%	51.6%
% of FP17s for Band 1 Urgent Courses	20	273	7.3%	10.9%	10.6%	8.9%
% of FP17s Relating to Free Repair or Replacements	0	273	0.0%	0.5%	0.5%	0.8%
% of FP17s Relating to Continuations	0	273	0.0%	0.7%	0.7%	0.9%
% of Patients satisfied with the dentistry they have received	1	1	N/A	91.0%	90.4%	93.2%
% of Patients satisfied with the time they had to wait for an appointment	1	1	N/A	83.8%	85.3%	88.8%

* This is based on patients treated on this contract for their most recent course of treatment. Figures in italics indicate the base number of FP17s or Patient Questionnaire responses are less than 100. N/A is shown where the base number of responses is less than 10 during the period. % is calculated as Quantity/Base number*100

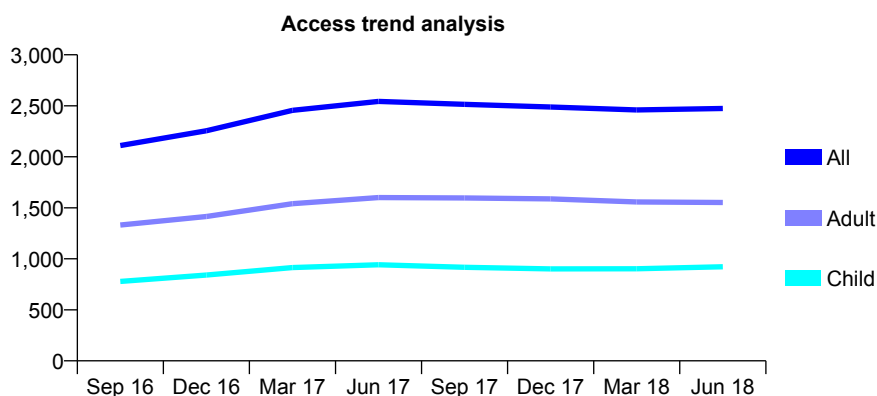
Q61 - Vital Signs At a Glance Contract Report for 916358/0002 - June 2018

Name or company name	MR PD CLESHAM
Contract type name	GDS Contract
Purpose of contract	General
Contract start date	01/05/2015
Contract end date	

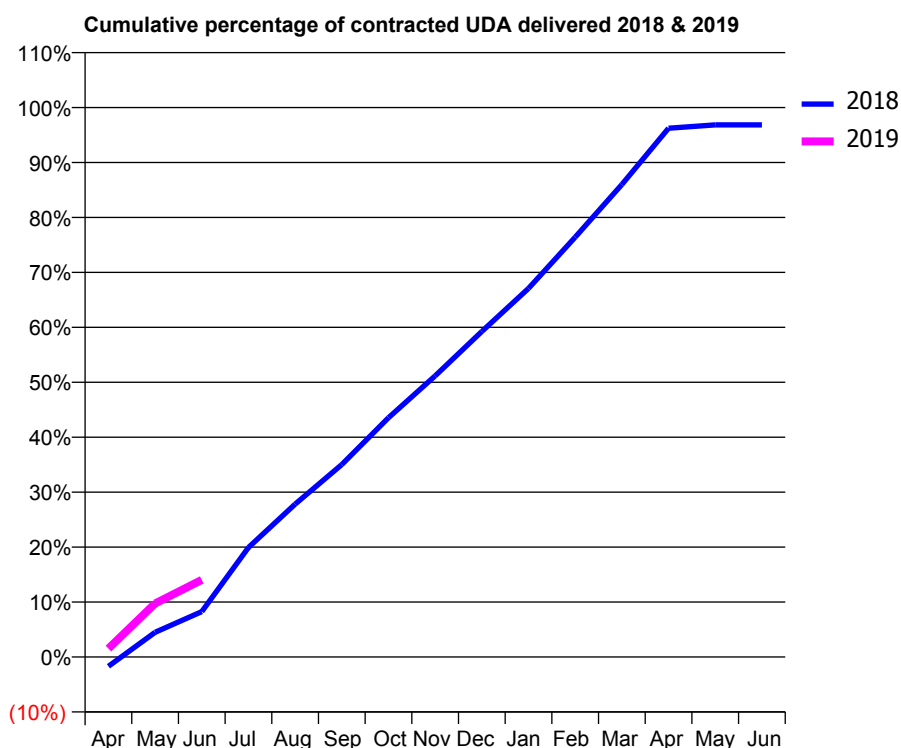
18/19 Contracted general activity (UDA)	7,986
Carry forward general activity (UDA)	0
18/19 Contracted orthodontic activity (UOA)	0
Carry forward orthodontic activity (UOA)	0
Baseline contract value	£220,375.51

ACCESS*

Patients seen in 24 months	Total	Change since previous quarter
Quarter ending June 2017	2,543	
Quarter ending September 2017	2,514	↓
Quarter ending December 2017	2,488	↓
Quarter ending March 2018	2,460	↓
Quarter ending June 2018	2,474	→
Variance since June 2017	(2.7%)	↓



ACTIVITY



Month	Adjusted Scheduled Activity (UDA)	
	2018	2019
April	-136	123
May	359	778
June	659	1,120
July	1,592	
August	2,221	
September	2,798	
October	3,478	
November	4,087	
December	4,731	
January	5,357	
February	6,102	
March	6,866	
April	7,685	
May	7,734	
June	7,734	

QUALITY

	Quantity	Base Number	Contract	AT	Region	England
% of FP17s for the same patient ID Re-attending within 3 months - Children	16	248	6.5%	10.5%	11.5%	11.5%
% of FP17s for the same patient ID Re-attending within 3 months - Adults	49	368	13.3%	15.7%	16.6%	15.4%
% of FP17s for the same patient ID Re-attending between 3 & 9 months - Children	62	248	25.0%	44.8%	48.8%	58.9%
% of FP17s for the same patient ID Re-attending between 3 & 9 months - Adults	109	368	29.6%	37.3%	39.3%	51.6%
% of FP17s for Band 1 Urgent Courses	36	399	9.0%	10.9%	10.6%	8.9%
% of FP17s Relating to Free Repair or Replacements	0	399	0.0%	0.5%	0.5%	0.8%
% of FP17s Relating to Continuations	2	399	0.5%	0.7%	0.7%	0.9%
% of Patients satisfied with the dentistry they have received	0	0	N/A	91.0%	90.4%	93.2%
% of Patients satisfied with the time they had to wait for an appointment	0	0	N/A	83.8%	85.3%	88.8%

* This is based on patients treated on this contract for their most recent course of treatment. Figures in italics indicate the base number of FP17s or Patient Questionnaire responses are less than 100. N/A is shown where the base number of responses is less than 10 during the period. % is calculated as Quantity/Base number*100

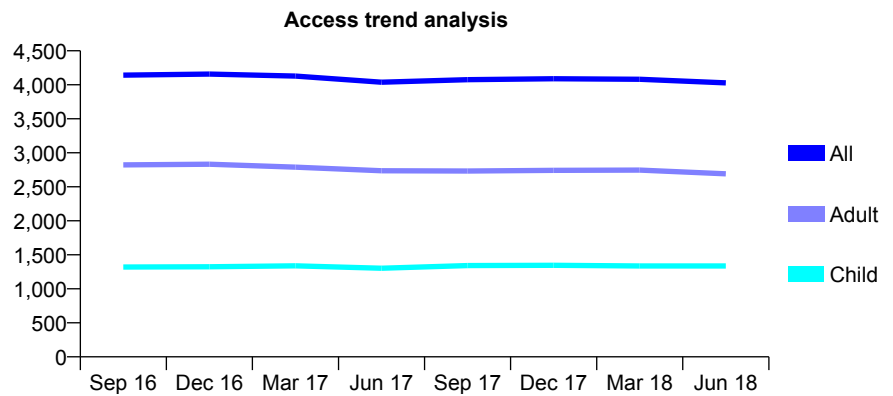
Q61 - Vital Signs At a Glance Contract Report for 917079/0001 - June 2018

Name or company name	MRS A LEE
Contract type name	GDS Contract
Purpose of contract	General and Orthodontic
Contract start date	01/04/2006
Contract end date	

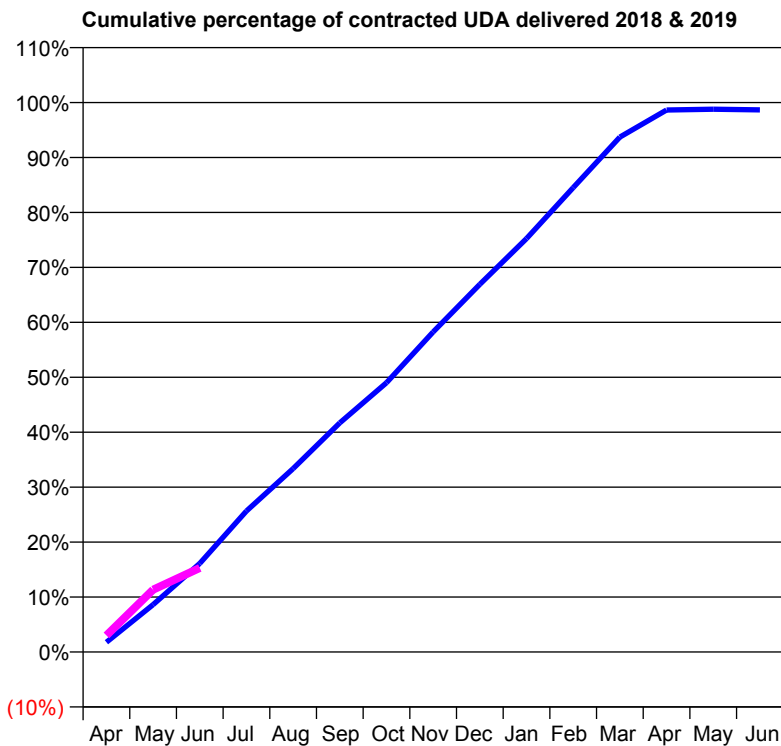
18/19 Contracted general activity (UDA)	9,302
Carry forward general activity (UDA)	0
18/19 Contracted orthodontic activity (UOA)	1,353
Carry forward orthodontic activity (UOA)	0
Baseline contract value	£378,633.04

ACCESS*

Patients seen in 24 months	Total	Change since previous quarter
Quarter ending June 2017	4,039	
Quarter ending September 2017	4,075	→
Quarter ending December 2017	4,089	→
Quarter ending March 2018	4,082	→
Quarter ending June 2018	4,028	↓
Variance since June 2017	(0.3%)	→



ACTIVITY



Month	Adjusted Scheduled Activity (UDA)	
	2018	2019
April	165	280
May	802	1,056
June	1,500	1,424
July	2,388	
August	3,104	
September	3,880	
October	4,558	
November	5,420	
December	6,225	
January	6,999	
February	7,862	
March	8,717	
April	9,174	
May	9,189	
June	9,177	

QUALITY

	Quantity	Base Number	Contract	AT	Region	England
% of FP17s for the same patient ID Re-attending within 3 months - Children	30	362	8.3%	10.5%	11.5%	11.5%
% of FP17s for the same patient ID Re-attending within 3 months - Adults	81	517	15.7%	15.7%	16.6%	15.4%
% of FP17s for the same patient ID Re-attending between 3 & 9 months - Children	139	362	38.4%	44.8%	48.8%	58.9%
% of FP17s for the same patient ID Re-attending between 3 & 9 months - Adults	178	517	34.4%	37.3%	39.3%	51.6%
% of FP17s for Band 1 Urgent Courses	25	665	3.8%	10.9%	10.6%	8.9%
% of FP17s Relating to Free Repair or Replacements	4	665	0.6%	0.5%	0.5%	0.8%
% of FP17s Relating to Continuations	15	665	2.3%	0.7%	0.7%	0.9%
% of Patients satisfied with the dentistry they have received	4	4	N/A	91.0%	90.4%	93.2%
% of Patients satisfied with the time they had to wait for an appointment	4	4	N/A	83.8%	85.3%	88.8%

* This is based on patients treated on this contract for their most recent course of treatment. Figures in italics indicate the base number of FP17s or Patient Questionnaire responses are less than 100. N/A is shown where the base number of responses is less than 10 during the period. % is calculated as Quantity/Base number*100

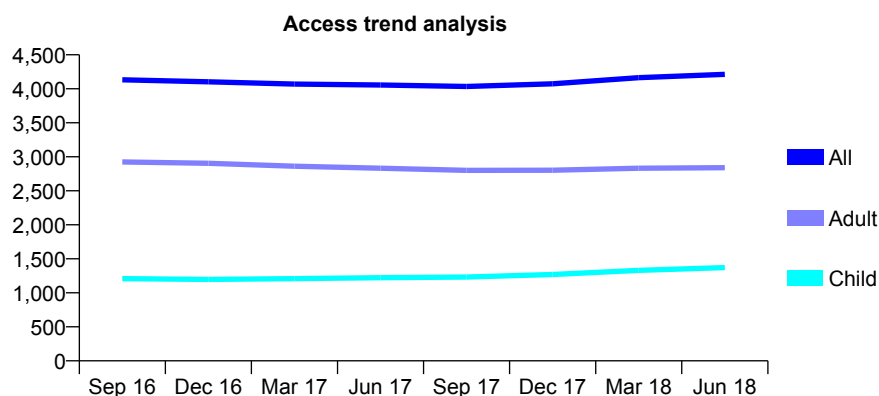
Q61 - Vital Signs At a Glance Contract Report for 918393/0001 - June 2018

Name or company name	MISS SV SMALL
Contract type name	GDS Contract
Purpose of contract	General
Contract start date	01/04/2006
Contract end date	

18/19 Contracted general activity (UDA)	9,569
Carry forward general activity (UDA)	0
18/19 Contracted orthodontic activity (UOA)	0
Carry forward orthodontic activity (UOA)	0
Baseline contract value	£272,208.67

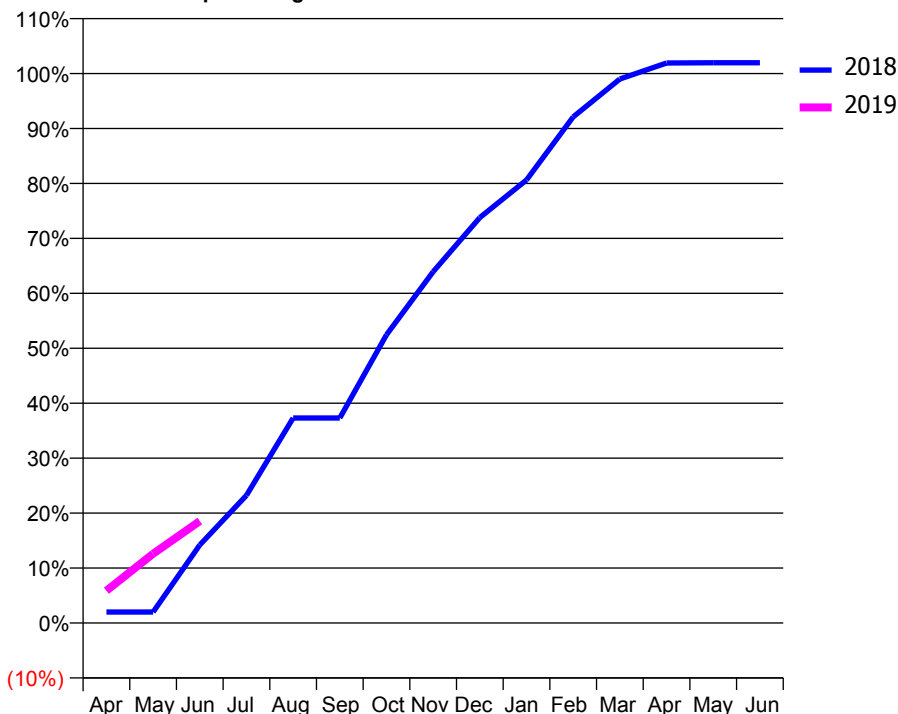
ACCESS*

Patients seen in 24 months	Total	Change since previous quarter
Quarter ending June 2017	4,055	
Quarter ending September 2017	4,034	→
Quarter ending December 2017	4,073	→
Quarter ending March 2018	4,164	↑
Quarter ending June 2018	4,212	→
Variance since June 2017	3.9%	↑



ACTIVITY

Cumulative percentage of contracted UDA delivered 2018 & 2019



Adjusted Scheduled Activity (UDA)

Month	2018	2019
April	191	563
May	191	1,206
June	1,360	1,776
July	2,224	
August	3,569	
September	3,569	
October	5,020	
November	6,118	
December	7,060	
January	7,715	
February	8,814	
March	9,473	
April	9,753	
May	9,756	
June	9,756	

QUALITY

	Quantity	Base Number	Contract	AT	Region	England
% of FP17s for the same patient ID Re-attending within 3 months - Children	63	561	11.2%	10.5%	11.5%	11.5%
% of FP17s for the same patient ID Re-attending within 3 months - Adults	181	939	19.3%	15.7%	16.6%	15.4%
% of FP17s for the same patient ID Re-attending between 3 & 9 months - Children	304	561	54.2%	44.8%	48.8%	58.9%
% of FP17s for the same patient ID Re-attending between 3 & 9 months - Adults	447	939	47.6%	37.3%	39.3%	51.6%
% of FP17s for Band 1 Urgent Courses	94	947	9.9%	10.9%	10.6%	8.9%
% of FP17s Relating to Free Repair or Replacements	2	947	0.2%	0.5%	0.5%	0.8%
% of FP17s Relating to Continuations	18	947	1.9%	0.7%	0.7%	0.9%
% of Patients satisfied with the dentistry they have received	5	5	N/A	91.0%	90.4%	93.2%
% of Patients satisfied with the time they had to wait for an appointment	5	5	N/A	83.8%	85.3%	88.8%

* This is based on patients treated on this contract for their most recent course of treatment. Figures in italics indicate the base number of FP17s or Patient Questionnaire responses are less than 100. N/A is shown where the base number of responses is less than 10 during the period. % is calculated as Quantity/Base number*100

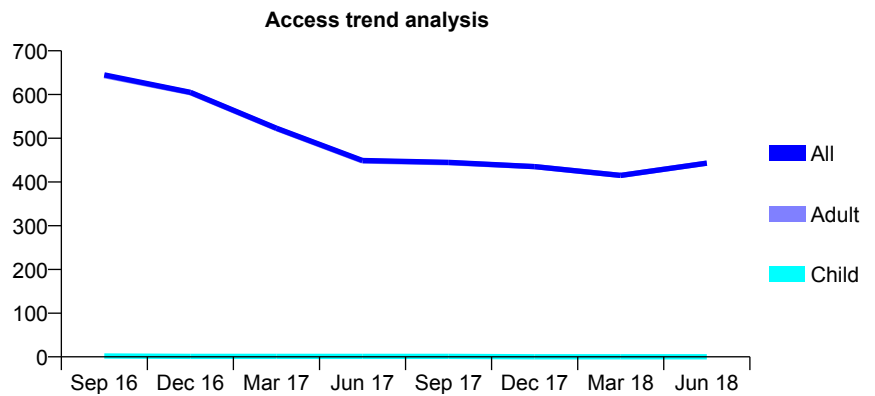
Q61 - Vital Signs At a Glance Contract Report for 921351/0007 - June 2018

Name or company name	MR PK CHOPRA
Contract type name	GDS Contract
Purpose of contract	General
Contract start date	01/04/2006
Contract end date	

18/19 Contracted general activity (UDA)	1,800
Carry forward general activity (UDA)	0
18/19 Contracted orthodontic activity (UOA)	0
Carry forward orthodontic activity (UOA)	0
Baseline contract value	£52,095.36

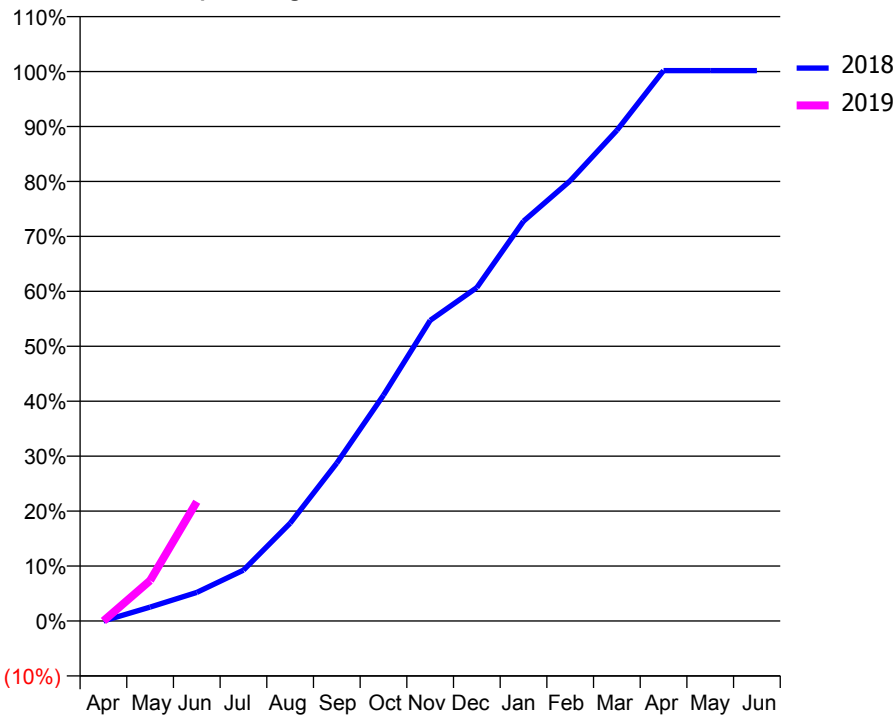
ACCESS*

Patients seen in 24 months	Total	Change since previous quarter
Quarter ending June 2017	449	
Quarter ending September 2017	445	→
Quarter ending December 2017	435	↓
Quarter ending March 2018	415	↓
Quarter ending June 2018	443	↑
Variance since June 2017	(1.3%)	↓



ACTIVITY

Cumulative percentage of contracted UDA delivered 2018 & 2019



QUALITY

	Quantity	Base Number	Contract	AT	Region	England
% of FP17s for the same patient ID Re-attending within 3 months - Children	0	0	N/A	10.5%	11.5%	11.5%
% of FP17s for the same patient ID Re-attending within 3 months - Adults	6	108	5.6%	15.7%	16.6%	15.4%
% of FP17s for the same patient ID Re-attending between 3 & 9 months - Children	0	0	N/A	44.8%	48.8%	58.9%
% of FP17s for the same patient ID Re-attending between 3 & 9 months - Adults	7	108	6.5%	37.3%	39.3%	51.6%
% of FP17s for Band 1 Urgent Courses	28	78	35.9%	10.9%	10.6%	8.9%
% of FP17s Relating to Free Repair or Replacements	1	78	1.3%	0.5%	0.5%	0.8%
% of FP17s Relating to Continuations	0	78	0.0%	0.7%	0.7%	0.9%
% of Patients satisfied with the dentistry they have received	0	0	N/A	91.0%	90.4%	93.2%
% of Patients satisfied with the time they had to wait for an appointment	0	0	N/A	83.8%	85.3%	88.8%

* This is based on patients treated on this contract for their most recent course of treatment. Figures in italics indicate the base number of FP17s or Patient Questionnaire responses are less than 100. N/A is shown where the base number of responses is less than 10 during the period. % is calculated as Quantity/Base number*100

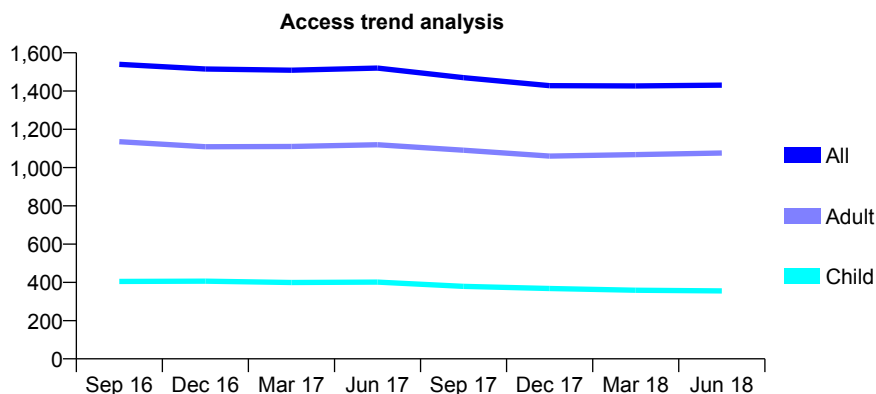
Q61 - Vital Signs At a Glance Contract Report for 921734/0001 - June 2018

Name or company name	MR N PATEL
Contract type name	GDS Contract
Purpose of contract	General
Contract start date	01/04/2006
Contract end date	

18/19 Contracted general activity (UDA)	5,448
Carry forward general activity (UDA)	0
18/19 Contracted orthodontic activity (UOA)	0
Carry forward orthodontic activity (UOA)	0
Baseline contract value	£185,924.91

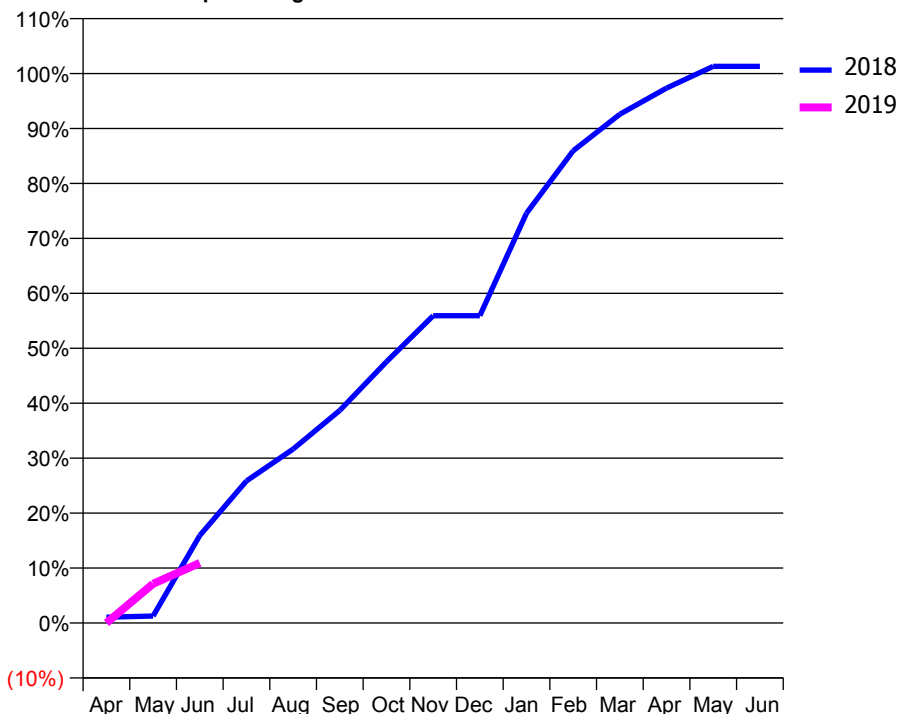
ACCESS*

Patients seen in 24 months	Total	Change since previous quarter
Quarter ending June 2017	1,520	
Quarter ending September 2017	1,470	↓
Quarter ending December 2017	1,428	↓
Quarter ending March 2018	1,427	→
Quarter ending June 2018	1,431	→
Variance since June 2017	(5.9%)	↓



ACTIVITY

Cumulative percentage of contracted UDA delivered 2018 & 2019



Month	Adjusted Scheduled Activity (UDA)	
	2018	2019
April	57	0
May	70	389
June	867	596
July	1,409	
August	1,724	
September	2,107	
October	2,591	
November	3,047	
December	3,047	
January	4,064	
February	4,682	
March	5,045	
April	5,303	
May	5,519	
June	5,519	

QUALITY

	Quantity	Base Number	Contract	AT	Region	England
% of FP17s for the same patient ID Re-attending within 3 months - Children	6	103	5.8%	10.5%	11.5%	11.5%
% of FP17s for the same patient ID Re-attending within 3 months - Adults	13	234	5.6%	15.7%	16.6%	15.4%
% of FP17s for the same patient ID Re-attending between 3 & 9 months - Children	40	103	38.8%	44.8%	48.8%	58.9%
% of FP17s for the same patient ID Re-attending between 3 & 9 months - Adults	100	234	42.7%	37.3%	39.3%	51.6%
% of FP17s for Band 1 Urgent Courses	1	238	0.4%	10.9%	10.6%	8.9%
% of FP17s Relating to Free Repair or Replacements	0	238	0.0%	0.5%	0.5%	0.8%
% of FP17s Relating to Continuations	0	238	0.0%	0.7%	0.7%	0.9%
% of Patients satisfied with the dentistry they have received	2	2	N/A	91.0%	90.4%	93.2%
% of Patients satisfied with the time they had to wait for an appointment	2	2	N/A	83.8%	85.3%	88.8%

* This is based on patients treated on this contract for their most recent course of treatment. Figures in italics indicate the base number of FP17s or Patient Questionnaire responses are less than 100. N/A is shown where the base number of responses is less than 10 during the period. % is calculated as Quantity/Base number*100

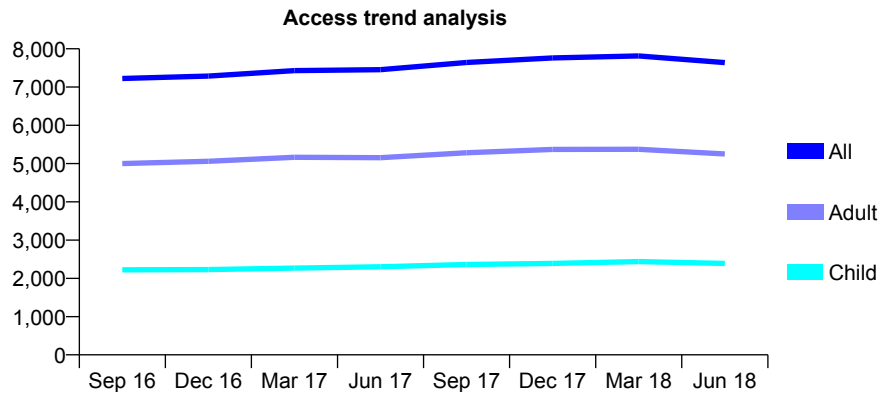
Q61 - Vital Signs At a Glance Contract Report for 921742/0002 - June 2018

Name or company name	MR AA OJETUNDE
Contract type name	GDS Contract
Purpose of contract	General
Contract start date	01/04/2006
Contract end date	

18/19 Contracted general activity (UDA)	31,006
Carry forward general activity (UDA)	0
18/19 Contracted orthodontic activity (UOA)	0
Carry forward orthodontic activity (UOA)	0
Baseline contract value	£998,801.43

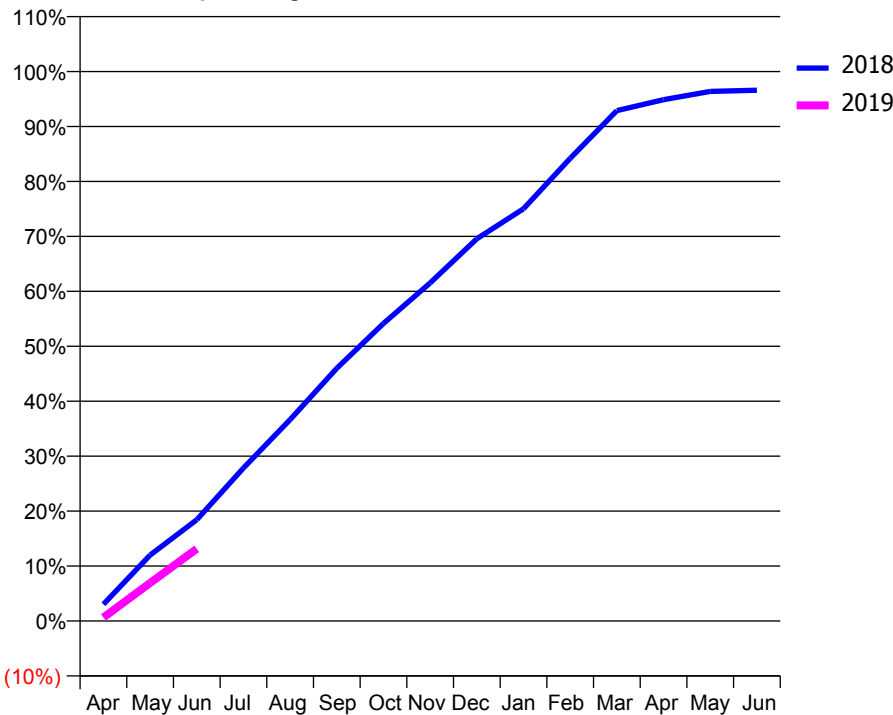
ACCESS*

Patients seen in 24 months	Total	Change since previous quarter
Quarter ending June 2017	7,456	
Quarter ending September 2017	7,643	↑
Quarter ending December 2017	7,761	→
Quarter ending March 2018	7,815	→
Quarter ending June 2018	7,639	↓
Variance since June 2017	2.5%	↑



ACTIVITY

Cumulative percentage of contracted UDA delivered 2018 & 2019



Adjusted Scheduled Activity (UDA)		
Month	2018	2019
April	942	197
May	3,721	2,151
June	5,712	4,076
July	8,636	
August	11,369	
September	14,263	
October	16,793	
November	19,077	
December	21,570	
January	23,264	
February	26,107	
March	28,799	
April	29,419	
May	29,881	
June	29,952	

QUALITY

	Quantity	Base Number	Contract	AT	Region	England
% of FP17s for the same patient ID Re-attending within 3 months - Children	41	516	7.9%	10.5%	11.5%	11.5%
% of FP17s for the same patient ID Re-attending within 3 months - Adults	127	990	12.8%	15.7%	16.6%	15.4%
% of FP17s for the same patient ID Re-attending between 3 & 9 months - Children	166	516	32.2%	44.8%	48.8%	58.9%
% of FP17s for the same patient ID Re-attending between 3 & 9 months - Adults	241	990	24.3%	37.3%	39.3%	51.6%
% of FP17s for Band 1 Urgent Courses	166	1,219	13.6%	10.9%	10.6%	8.9%
% of FP17s Relating to Free Repair or Replacements	15	1,219	1.2%	0.5%	0.5%	0.8%
% of FP17s Relating to Continuations	16	1,219	1.3%	0.7%	0.7%	0.9%
% of Patients satisfied with the dentistry they have received	2	3	N/A	91.0%	90.4%	93.2%
% of Patients satisfied with the time they had to wait for an appointment	2	3	N/A	83.8%	85.3%	88.8%

* This is based on patients treated on this contract for their most recent course of treatment. Figures in italics indicate the base number of FP17s or Patient Questionnaire responses are less than 100. N/A is shown where the base number of responses is less than 10 during the period. % is calculated as Quantity/Base number*100

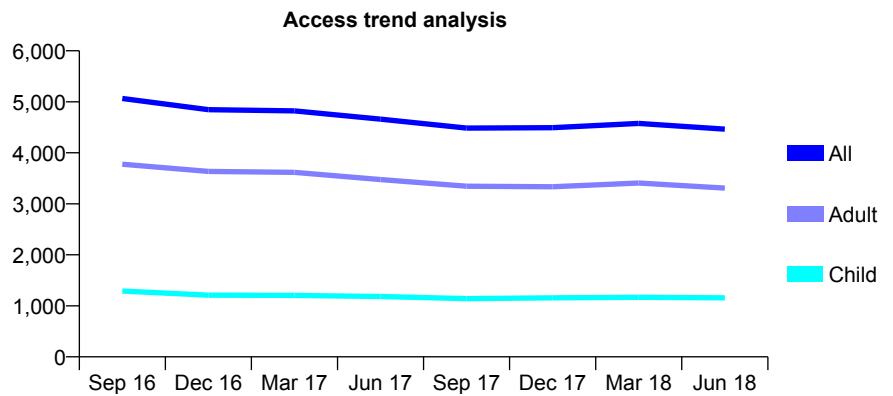
Q61 - Vital Signs At a Glance Contract Report for 921777/0001 - June 2018

Name or company name	MISS A AGGARWAL
Contract type name	GDS Contract
Purpose of contract	General
Contract start date	01/04/2006
Contract end date	

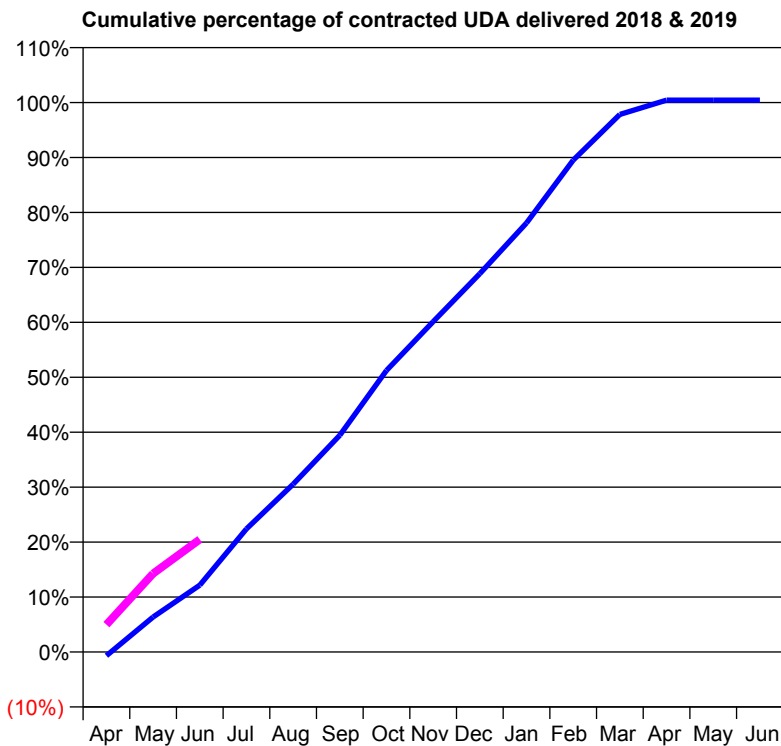
18/19 Contracted general activity (UDA)	11,405
Carry forward general activity (UDA)	0
18/19 Contracted orthodontic activity (UOA)	0
Carry forward orthodontic activity (UOA)	0
Baseline contract value	£289,160.72

ACCESS*

Patients seen in 24 months	Total	Change since previous quarter
Quarter ending June 2017	4,659	
Quarter ending September 2017	4,485	↓
Quarter ending December 2017	4,492	→
Quarter ending March 2018	4,576	→
Quarter ending June 2018	4,465	↓
Variance since June 2017	(4.2%)	↓



ACTIVITY



Month	Adjusted Scheduled Activity (UDA)	
	2018	2019
April	-78	569
May	727	1,629
June	1,387	2,337
July	2,555	
August	3,484	
September	4,500	
October	5,844	
November	6,858	
December	7,853	
January	8,904	
February	10,210	
March	11,157	
April	11,454	
May	11,453	
June	11,453	

QUALITY

	Quantity	Base Number	Contract	AT	Region	England
% of FP17s for the same patient ID Re-attending within 3 months - Children	36	446	8.1%	10.5%	11.5%	11.5%
% of FP17s for the same patient ID Re-attending within 3 months - Adults	165	1,097	15.0%	15.7%	16.6%	15.4%
% of FP17s for the same patient ID Re-attending between 3 & 9 months - Children	263	446	59.0%	44.8%	48.8%	58.9%
% of FP17s for the same patient ID Re-attending between 3 & 9 months - Adults	629	1,097	57.3%	37.3%	39.3%	51.6%
% of FP17s for Band 1 Urgent Courses	142	1,393	10.2%	10.9%	10.6%	8.9%
% of FP17s Relating to Free Repair or Replacements	18	1,393	1.3%	0.5%	0.5%	0.8%
% of FP17s Relating to Continuations	4	1,393	0.3%	0.7%	0.7%	0.9%
% of Patients satisfied with the dentistry they have received	3	3	N/A	91.0%	90.4%	93.2%
% of Patients satisfied with the time they had to wait for an appointment	2	3	N/A	83.8%	85.3%	88.8%

* This is based on patients treated on this contract for their most recent course of treatment. Figures in italics indicate the base number of FP17s or Patient Questionnaire responses are less than 100. N/A is shown where the base number of responses is less than 10 during the period. % is calculated as Quantity/Base number*100

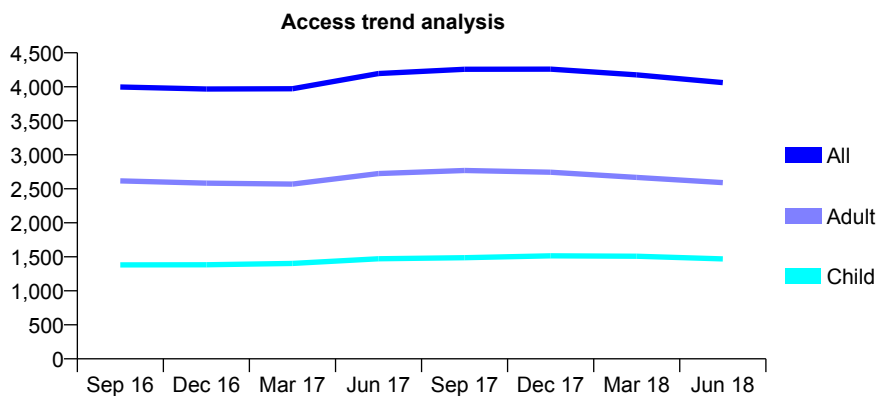
Q61 - Vital Signs At a Glance Contract Report for 925942/0001 - June 2018

Name or company name	MR YR SARWAR
Contract type name	GDS Contract
Purpose of contract	General
Contract start date	01/04/2006
Contract end date	

18/19 Contracted general activity (UDA)	8,836
Carry forward general activity (UDA)	0
18/19 Contracted orthodontic activity (UOA)	0
Carry forward orthodontic activity (UOA)	0
Baseline contract value	£225,364.84

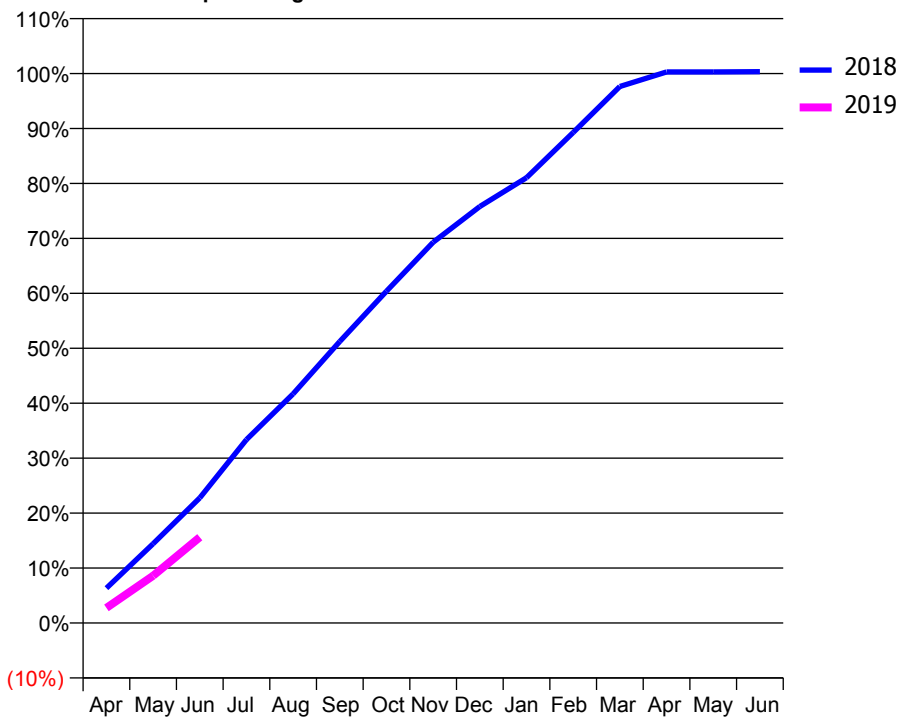
ACCESS*

Patients seen in 24 months	Total	Change since previous quarter
Quarter ending June 2017	4,196	
Quarter ending September 2017	4,258	→
Quarter ending December 2017	4,259	→
Quarter ending March 2018	4,176	↓
Quarter ending June 2018	4,062	↓
Variance since June 2017	(3.2%)	↓



ACTIVITY

Cumulative percentage of contracted UDA delivered 2018 & 2019



Month	Adjusted Scheduled Activity (UDA)	
	2018	2019
April	560	243
May	1,275	760
June	2,011	1,380
July	2,949	
August	3,685	
September	4,527	
October	5,337	
November	6,122	
December	6,697	
January	7,161	
February	7,887	
March	8,627	
April	8,861	
May	8,861	
June	8,866	

QUALITY

	Quantity	Base Number	Contract	AT	Region	England
% of FP17s for the same patient ID Re-attending within 3 months - Children	17	339	5.0%	10.5%	11.5%	11.5%
% of FP17s for the same patient ID Re-attending within 3 months - Adults	59	545	10.8%	15.7%	16.6%	15.4%
% of FP17s for the same patient ID Re-attending between 3 & 9 months - Children	148	339	43.7%	44.8%	48.8%	58.9%
% of FP17s for the same patient ID Re-attending between 3 & 9 months - Adults	227	545	41.7%	37.3%	39.3%	51.6%
% of FP17s for Band 1 Urgent Courses	63	562	11.2%	10.9%	10.6%	8.9%
% of FP17s Relating to Free Repair or Replacements	5	562	0.9%	0.5%	0.5%	0.8%
% of FP17s Relating to Continuations	5	562	0.9%	0.7%	0.7%	0.9%
% of Patients satisfied with the dentistry they have received	0	0	N/A	91.0%	90.4%	93.2%
% of Patients satisfied with the time they had to wait for an appointment	0	0	N/A	83.8%	85.3%	88.8%

* This is based on patients treated on this contract for their most recent course of treatment. Figures in italics indicate the base number of FP17s or Patient Questionnaire responses are less than 100. N/A is shown where the base number of responses is less than 10 during the period. % is calculated as Quantity/Base number*100

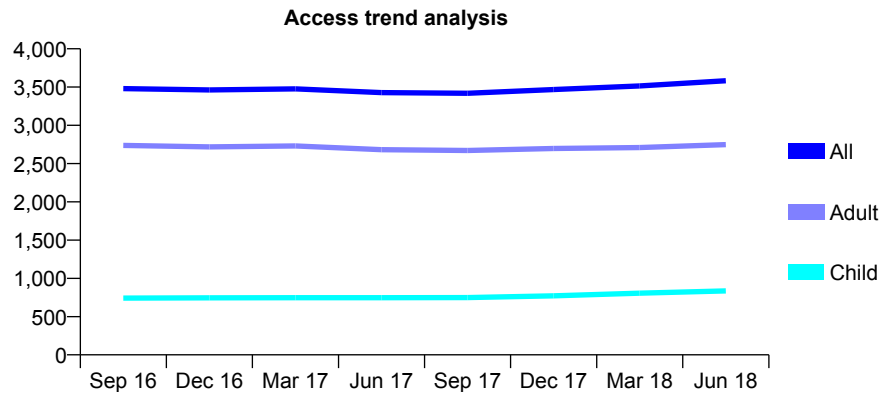
Q61 - Vital Signs At a Glance Contract Report for 925985/0001 - June 2018

Name or company name	MR S CHOPRA
Contract type name	GDS Contract
Purpose of contract	General
Contract start date	01/04/2006
Contract end date	

18/19 Contracted general activity (UDA)	6,963
Carry forward general activity (UDA)	0
18/19 Contracted orthodontic activity (UOA)	0
Carry forward orthodontic activity (UOA)	0
Baseline contract value	£243,458.44

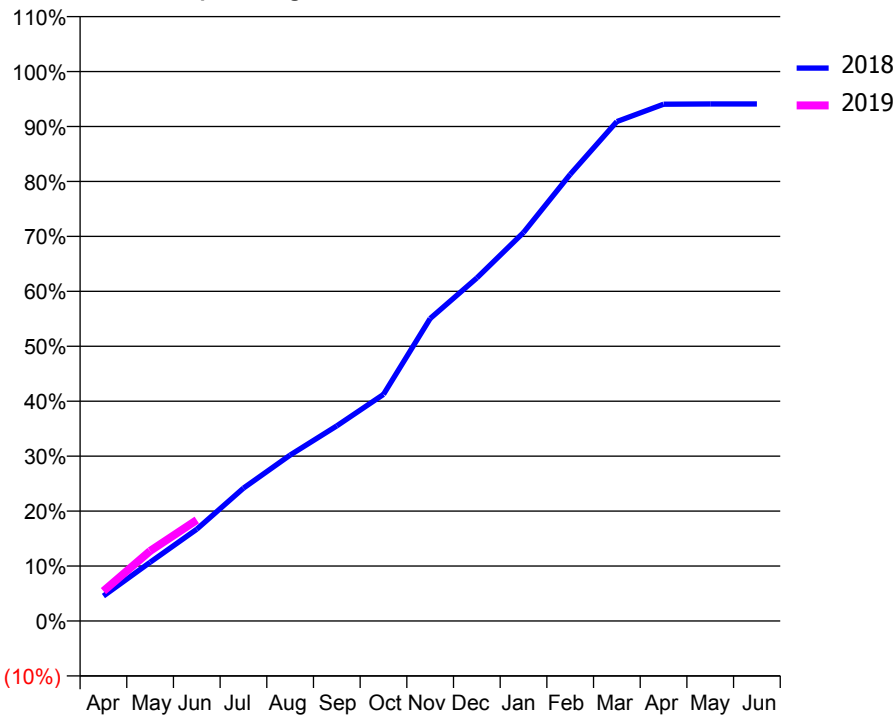
ACCESS*

Patients seen in 24 months	Total	Change since previous quarter
Quarter ending June 2017	3,428	
Quarter ending September 2017	3,419	→
Quarter ending December 2017	3,468	→
Quarter ending March 2018	3,515	→
Quarter ending June 2018	3,583	→
Variance since June 2017	4.5%	↑



ACTIVITY

Cumulative percentage of contracted UDA delivered 2018 & 2019



Month	Adjusted Scheduled Activity (UDA)	
	2018	2019
April	317	379
May	744	888
June	1,163	1,280
July	1,684	
August	2,103	
September	2,473	
October	2,872	
November	3,833	
December	4,347	
January	4,923	
February	5,659	
March	6,328	
April	6,549	
May	6,552	
June	6,552	

QUALITY

	Quantity	Base Number	Contract	AT	Region	England
% of FP17s for the same patient ID Re-attending within 3 months - Children	11	246	4.5%	10.5%	11.5%	11.5%
% of FP17s for the same patient ID Re-attending within 3 months - Adults	74	613	12.1%	15.7%	16.6%	15.4%
% of FP17s for the same patient ID Re-attending between 3 & 9 months - Children	112	246	45.5%	44.8%	48.8%	58.9%
% of FP17s for the same patient ID Re-attending between 3 & 9 months - Adults	190	613	31.0%	37.3%	39.3%	51.6%
% of FP17s for Band 1 Urgent Courses	30	579	5.2%	10.9%	10.6%	8.9%
% of FP17s Relating to Free Repair or Replacements	3	579	0.5%	0.5%	0.5%	0.8%
% of FP17s Relating to Continuations	3	579	0.5%	0.7%	0.7%	0.9%
% of Patients satisfied with the dentistry they have received	1	1	N/A	91.0%	90.4%	93.2%
% of Patients satisfied with the time they had to wait for an appointment	1	1	N/A	83.8%	85.3%	88.8%

* This is based on patients treated on this contract for their most recent course of treatment. Figures in italics indicate the base number of FP17s or Patient Questionnaire responses are less than 100. N/A is shown where the base number of responses is less than 10 during the period. % is calculated as Quantity/Base number*100

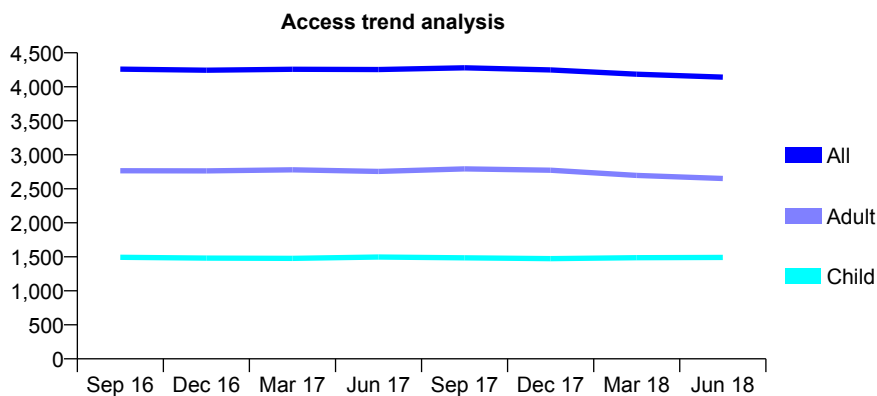
Q61 - Vital Signs At a Glance Contract Report for 926094/0001 - June 2018

Name or company name	MR AN AL-ATTAR
Contract type name	GDS Contract
Purpose of contract	General
Contract start date	01/04/2006
Contract end date	

18/19 Contracted general activity (UDA)	12,876
Carry forward general activity (UDA)	0
18/19 Contracted orthodontic activity (UOA)	0
Carry forward orthodontic activity (UOA)	0
Baseline contract value	£392,077.08

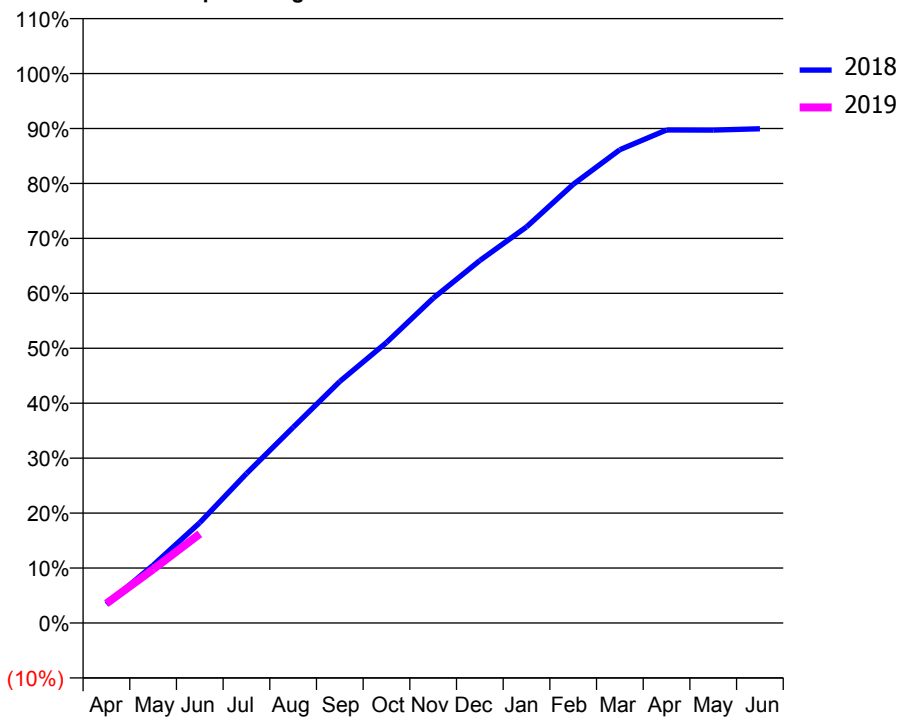
ACCESS*

Patients seen in 24 months	Total	Change since previous quarter
Quarter ending June 2017	4,254	
Quarter ending September 2017	4,279	→
Quarter ending December 2017	4,248	→
Quarter ending March 2018	4,186	↓
Quarter ending June 2018	4,143	↓
Variance since June 2017	(2.6%)	↓



ACTIVITY

Cumulative percentage of contracted UDA delivered 2018 & 2019



Month	Adjusted Scheduled Activity (UDA)	
	2018	2019
April	437	458
May	1,356	1,259
June	2,351	2,088
July	3,502	
August	4,586	
September	5,661	
October	6,574	
November	7,611	
December	8,494	
January	9,283	
February	10,278	
March	11,091	
April	11,554	
May	11,551	
June	11,582	

QUALITY

	Quantity	Base Number	Contract	AT	Region	England
% of FP17s for the same patient ID Re-attending within 3 months - Children	27	378	7.1%	10.5%	11.5%	11.5%
% of FP17s for the same patient ID Re-attending within 3 months - Adults	79	681	11.6%	15.7%	16.6%	15.4%
% of FP17s for the same patient ID Re-attending between 3 & 9 months - Children	134	378	35.4%	44.8%	48.8%	58.9%
% of FP17s for the same patient ID Re-attending between 3 & 9 months - Adults	268	681	39.4%	37.3%	39.3%	51.6%
% of FP17s for Band 1 Urgent Courses	44	886	5.0%	10.9%	10.6%	8.9%
% of FP17s Relating to Free Repair or Replacements	2	886	0.2%	0.5%	0.5%	0.8%
% of FP17s Relating to Continuations	9	886	1.0%	0.7%	0.7%	0.9%
% of Patients satisfied with the dentistry they have received	0	0	N/A	91.0%	90.4%	93.2%
% of Patients satisfied with the time they had to wait for an appointment	0	0	N/A	83.8%	85.3%	88.8%

* This is based on patients treated on this contract for their most recent course of treatment. Figures in italics indicate the base number of FP17s or Patient Questionnaire responses are less than 100. N/A is shown where the base number of responses is less than 10 during the period. % is calculated as Quantity/Base number*100

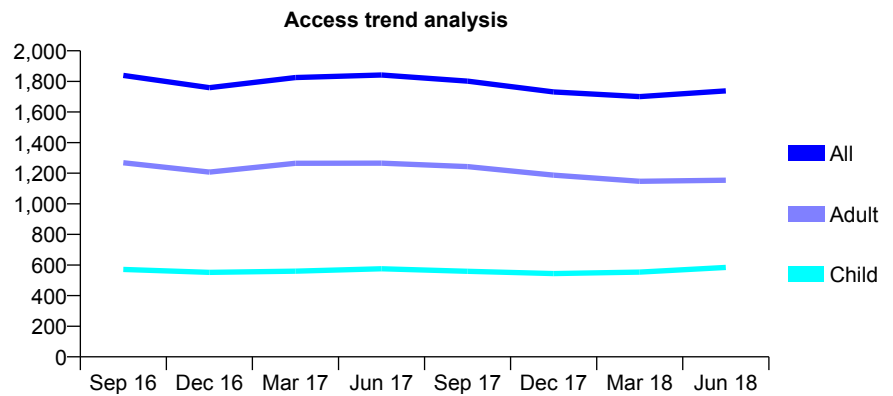
Q61 - Vital Signs At a Glance Contract Report for 927996/0001 - June 2018

Name or company name	MR WU ABALEKE
Contract type name	GDS Contract
Purpose of contract	General
Contract start date	01/04/2006
Contract end date	

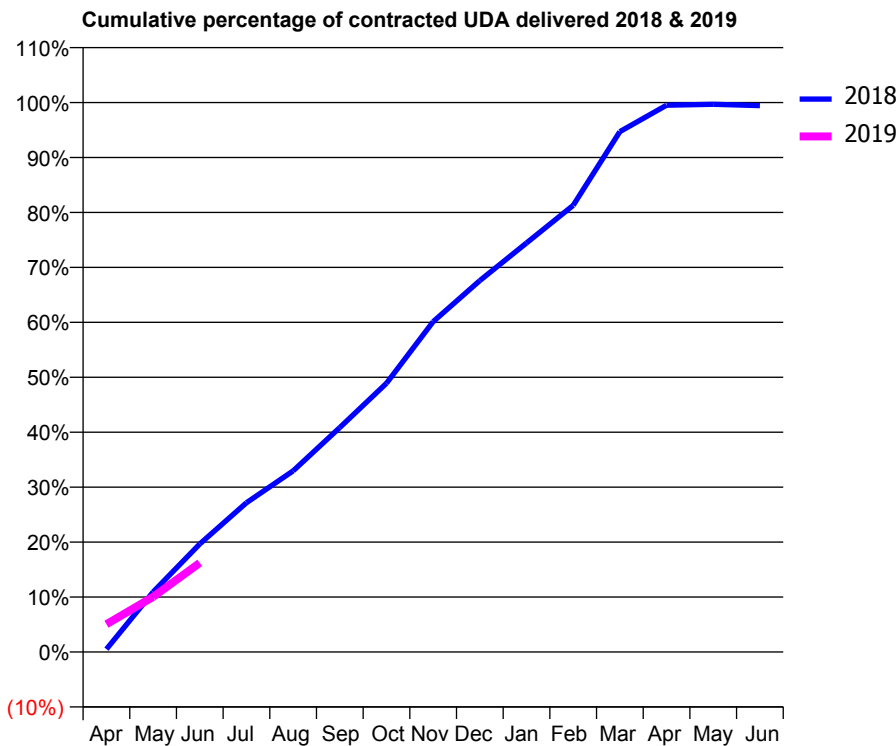
18/19 Contracted general activity (UDA)	5,148
Carry forward general activity (UDA)	0
18/19 Contracted orthodontic activity (UOA)	0
Carry forward orthodontic activity (UOA)	0
Baseline contract value	£164,524.42

ACCESS*

Patients seen in 24 months	Total	Change since previous quarter
Quarter ending June 2017	1,842	
Quarter ending September 2017	1,802	↓
Quarter ending December 2017	1,731	↓
Quarter ending March 2018	1,701	↓
Quarter ending June 2018	1,738	↑
Variance since June 2017	(5.6%)	↓



ACTIVITY



Month	Adjusted Scheduled Activity (UDA)	
	2018	2019
April	26	261
May	563	517
June	1,013	836
July	1,399	
August	1,698	
September	2,103	
October	2,518	
November	3,096	
December	3,480	
January	3,832	
February	4,184	
March	4,876	
April	5,122	
May	5,131	
June	5,119	

QUALITY

	Quantity	Base Number	Contract	AT	Region	England
% of FP17s for the same patient ID Re-attending within 3 months - Children	20	246	8.1%	10.5%	11.5%	11.5%
% of FP17s for the same patient ID Re-attending within 3 months - Adults	62	351	17.7%	15.7%	16.6%	15.4%
% of FP17s for the same patient ID Re-attending between 3 & 9 months - Children	130	246	52.8%	44.8%	48.8%	58.9%
% of FP17s for the same patient ID Re-attending between 3 & 9 months - Adults	162	351	46.2%	37.3%	39.3%	51.6%
% of FP17s for Band 1 Urgent Courses	23	361	6.4%	10.9%	10.6%	8.9%
% of FP17s Relating to Free Repair or Replacements	2	361	0.6%	0.5%	0.5%	0.8%
% of FP17s Relating to Continuations	0	361	0.0%	0.7%	0.7%	0.9%
% of Patients satisfied with the dentistry they have received	0	1	N/A	91.0%	90.4%	93.2%
% of Patients satisfied with the time they had to wait for an appointment	1	1	N/A	83.8%	85.3%	88.8%

* This is based on patients treated on this contract for their most recent course of treatment. Figures in italics indicate the base number of FP17s or Patient Questionnaire responses are less than 100. N/A is shown where the base number of responses is less than 10 during the period. % is calculated as Quantity/Base number*100

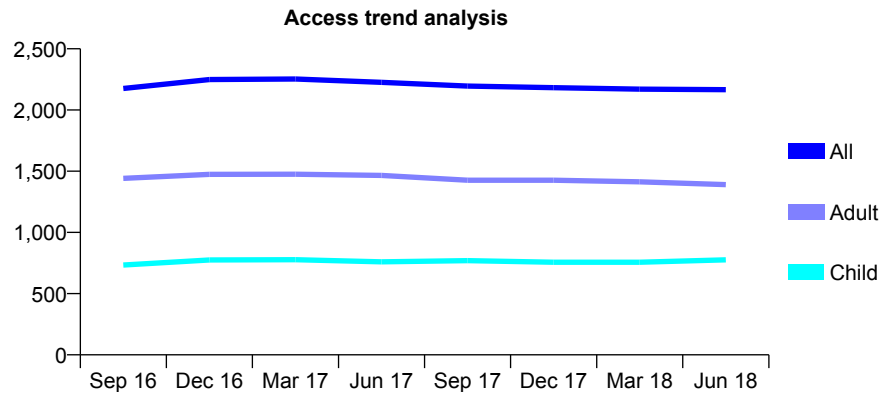
Q61 - Vital Signs At a Glance Contract Report for 929123/0001 - June 2018

Name or company name	MR R MEHROTRA
Contract type name	GDS Contract
Purpose of contract	General
Contract start date	01/04/2006
Contract end date	

18/19 Contracted general activity (UDA)	6,329
Carry forward general activity (UDA)	0
18/19 Contracted orthodontic activity (UOA)	0
Carry forward orthodontic activity (UOA)	0
Baseline contract value	£227,418.86

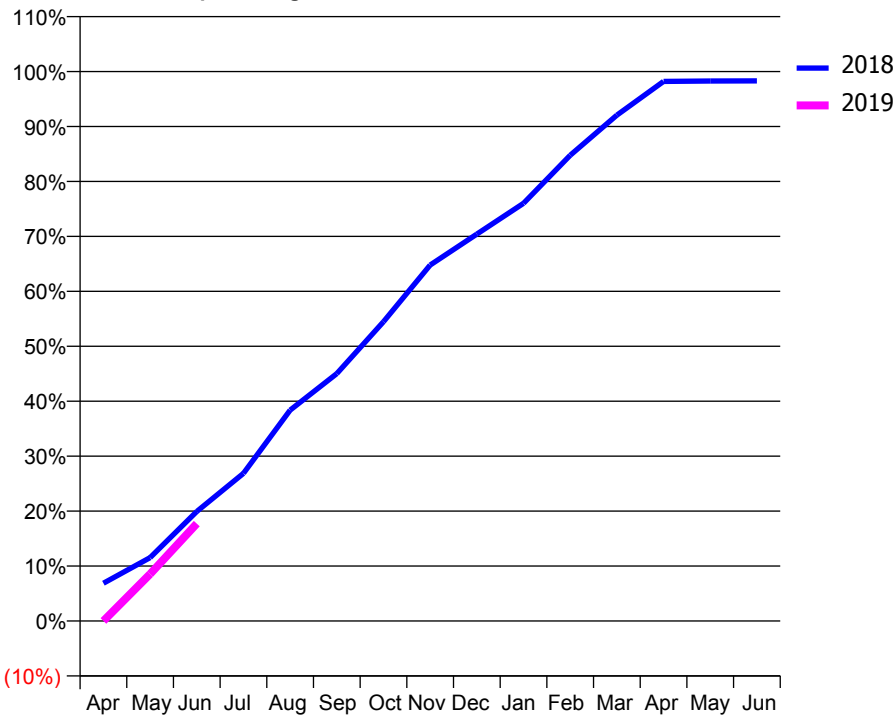
ACCESS*

Patients seen in 24 months	Total	Change since previous quarter
Quarter ending June 2017	2,226	
Quarter ending September 2017	2,196	↓
Quarter ending December 2017	2,182	→
Quarter ending March 2018	2,170	→
Quarter ending June 2018	2,166	→
Variance since June 2017	(2.7%)	↓



ACTIVITY

Cumulative percentage of contracted UDA delivered 2018 & 2019



Adjusted Scheduled Activity (UDA)		
Month	2018	2019
April	435	0
May	730	541
June	1,261	1,122
July	1,701	
August	2,429	
September	2,850	
October	3,447	
November	4,099	
December	4,457	
January	4,811	
February	5,363	
March	5,826	
April	6,215	
May	6,219	
June	6,221	

QUALITY

	Quantity	Base Number	Contract	AT	Region	England
% of FP17s for the same patient ID Re-attending within 3 months - Children	18	257	7.0%	10.5%	11.5%	11.5%
% of FP17s for the same patient ID Re-attending within 3 months - Adults	57	371	15.4%	15.7%	16.6%	15.4%
% of FP17s for the same patient ID Re-attending between 3 & 9 months - Children	133	257	51.8%	44.8%	48.8%	58.9%
% of FP17s for the same patient ID Re-attending between 3 & 9 months - Adults	156	371	42.0%	37.3%	39.3%	51.6%
% of FP17s for Band 1 Urgent Courses	28	507	5.5%	10.9%	10.6%	8.9%
% of FP17s Relating to Free Repair or Replacements	12	507	2.4%	0.5%	0.5%	0.8%
% of FP17s Relating to Continuations	16	507	3.2%	0.7%	0.7%	0.9%
% of Patients satisfied with the dentistry they have received	0	0	N/A	91.0%	90.4%	93.2%
% of Patients satisfied with the time they had to wait for an appointment	0	0	N/A	83.8%	85.3%	88.8%

* This is based on patients treated on this contract for their most recent course of treatment. Figures in italics indicate the base number of FP17s or Patient Questionnaire responses are less than 100. N/A is shown where the base number of responses is less than 10 during the period. % is calculated as Quantity/Base number*100

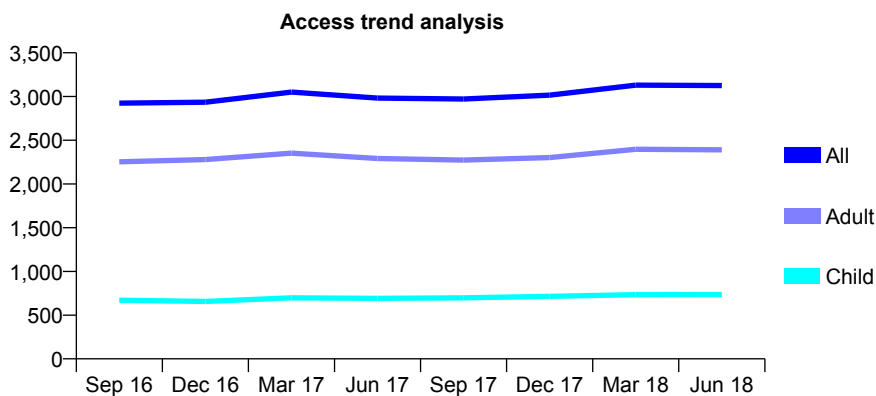
Q61 - Vital Signs At a Glance Contract Report for 929794/0001 - June 2018

Name or company name	MR NM OPARVAR
Contract type name	GDS Contract
Purpose of contract	General
Contract start date	01/04/2006
Contract end date	

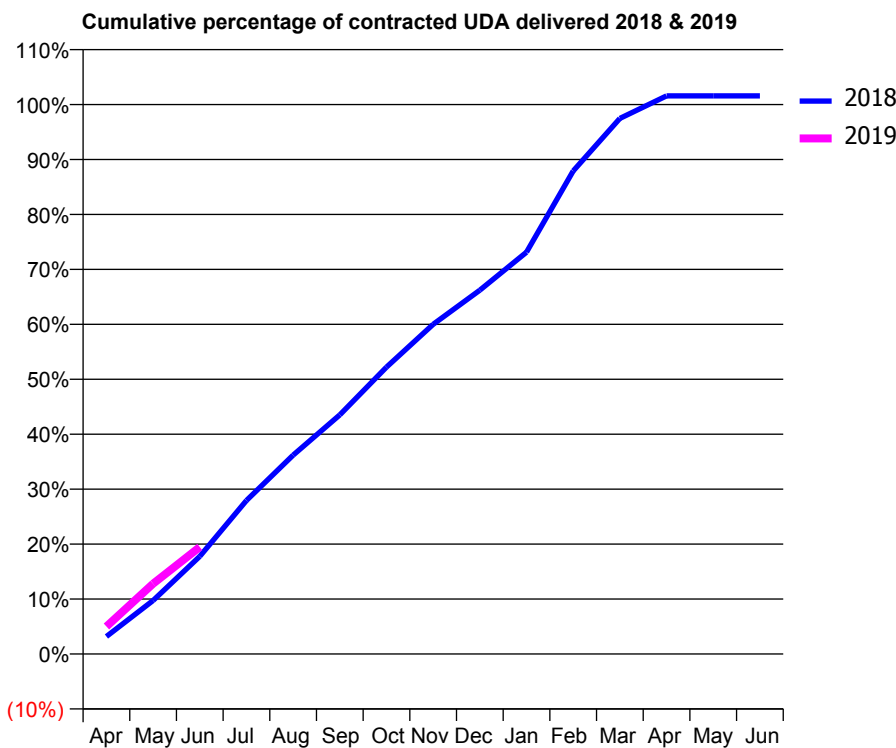
18/19 Contracted general activity (UDA)	6,907
Carry forward general activity (UDA)	0
18/19 Contracted orthodontic activity (UOA)	0
Carry forward orthodontic activity (UOA)	0
Baseline contract value	£182,743.24

ACCESS*

Patients seen in 24 months	Total	Change since previous quarter
Quarter ending June 2017	2,983	
Quarter ending September 2017	2,971	→
Quarter ending December 2017	3,016	→
Quarter ending March 2018	3,130	↑
Quarter ending June 2018	3,126	→
Variance since June 2017	4.8%	↑



ACTIVITY



Adjusted Scheduled Activity (UDA)		
Month	2018	2019
April	220	346
May	673	884
June	1,228	1,345
July	1,930	
August	2,500	
September	3,006	
October	3,606	
November	4,144	
December	4,573	
January	5,051	
February	6,072	
March	6,732	
April	7,016	
May	7,016	
June	7,016	

QUALITY

	Quantity	Base Number	Contract	AT	Region	England
% of FP17s for the same patient ID Re-attending within 3 months - Children	10	194	5.2%	10.5%	11.5%	11.5%
% of FP17s for the same patient ID Re-attending within 3 months - Adults	41	628	6.5%	15.7%	16.6%	15.4%
% of FP17s for the same patient ID Re-attending between 3 & 9 months - Children	104	194	53.6%	44.8%	48.8%	58.9%
% of FP17s for the same patient ID Re-attending between 3 & 9 months - Adults	314	628	50.0%	37.3%	39.3%	51.6%
% of FP17s for Band 1 Urgent Courses	40	716	5.6%	10.9%	10.6%	8.9%
% of FP17s Relating to Free Repair or Replacements	0	716	0.0%	0.5%	0.5%	0.8%
% of FP17s Relating to Continuations	3	716	0.4%	0.7%	0.7%	0.9%
% of Patients satisfied with the dentistry they have received	9	11	81.8%	91.0%	90.4%	93.2%
% of Patients satisfied with the time they had to wait for an appointment	8	11	72.7%	83.8%	85.3%	88.8%

* This is based on patients treated on this contract for their most recent course of treatment. Figures in italics indicate the base number of FP17s or Patient Questionnaire responses are less than 100. N/A is shown where the base number of responses is less than 10 during the period. % is calculated as Quantity/Base number*100

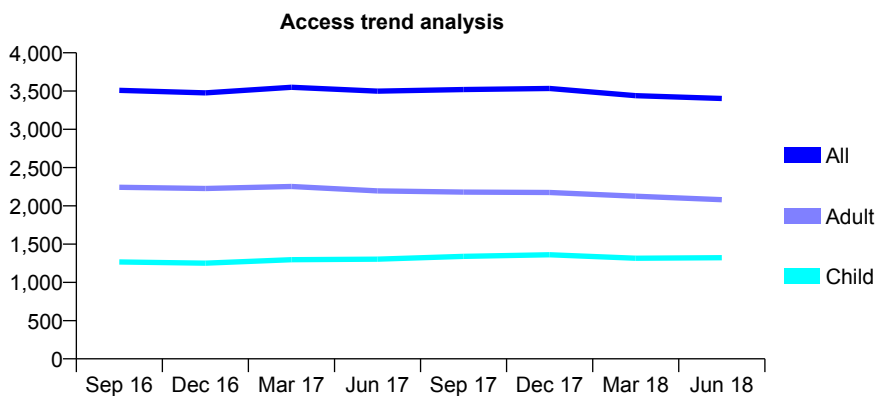
Q61 - Vital Signs At a Glance Contract Report for 932655/0001 - June 2018

Name or company name	MR M POURHASSAN GHAZIJAHANI
Contract type name	GDS Contract
Purpose of contract	General
Contract start date	01/04/2006
Contract end date	

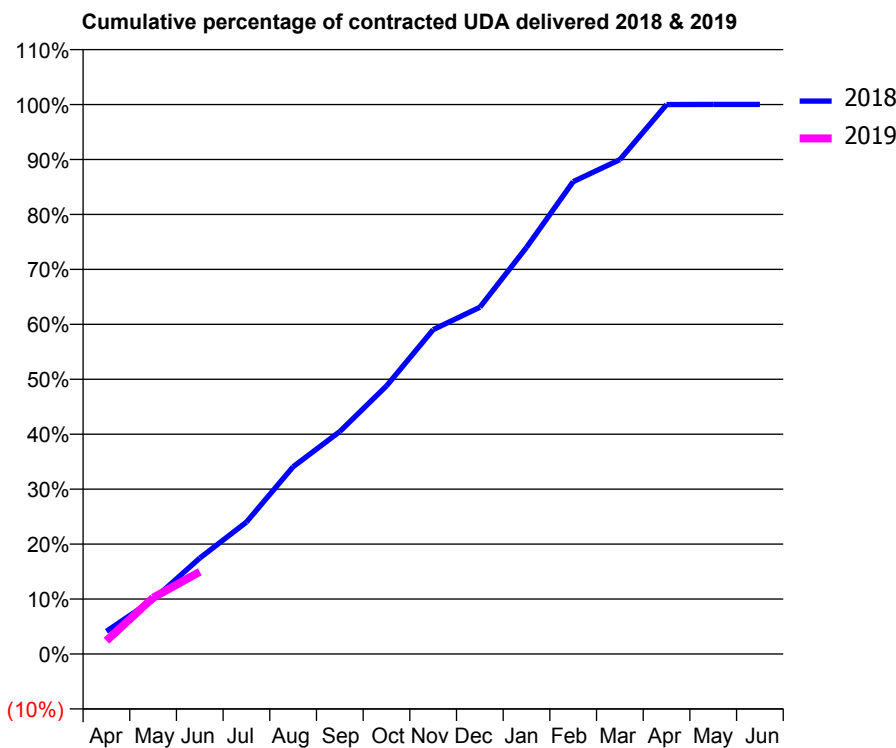
18/19 Contracted general activity (UDA)	7,776
Carry forward general activity (UDA)	0
18/19 Contracted orthodontic activity (UOA)	0
Carry forward orthodontic activity (UOA)	0
Baseline contract value	£219,181.53

ACCESS*

Patients seen in 24 months	Total	Change since previous quarter
Quarter ending June 2017	3,499	
Quarter ending September 2017	3,519	→
Quarter ending December 2017	3,534	→
Quarter ending March 2018	3,440	↓
Quarter ending June 2018	3,403	↓
Variance since June 2017	(2.7%)	↓



ACTIVITY



Adjusted Scheduled Activity (UDA)		
Month	2018	2019
April	323	187
May	769	798
June	1,357	1,164
July	1,867	
August	2,651	
September	3,148	
October	3,794	
November	4,590	
December	4,907	
January	5,754	
February	6,685	
March	6,995	
April	7,776	
May	7,777	
June	7,777	

QUALITY

	Quantity	Base Number	Contract	AT	Region	England
% of FP17s for the same patient ID Re-attending within 3 months - Children	17	394	4.3%	10.5%	11.5%	11.5%
% of FP17s for the same patient ID Re-attending within 3 months - Adults	46	529	8.7%	15.7%	16.6%	15.4%
% of FP17s for the same patient ID Re-attending between 3 & 9 months - Children	174	394	44.2%	44.8%	48.8%	58.9%
% of FP17s for the same patient ID Re-attending between 3 & 9 months - Adults	209	529	39.5%	37.3%	39.3%	51.6%
% of FP17s for Band 1 Urgent Courses	26	589	4.4%	10.9%	10.6%	8.9%
% of FP17s Relating to Free Repair or Replacements	5	589	0.8%	0.5%	0.5%	0.8%
% of FP17s Relating to Continuations	2	589	0.3%	0.7%	0.7%	0.9%
% of Patients satisfied with the dentistry they have received	2	2	N/A	91.0%	90.4%	93.2%
% of Patients satisfied with the time they had to wait for an appointment	2	2	N/A	83.8%	85.3%	88.8%

* This is based on patients treated on this contract for their most recent course of treatment. Figures in italics indicate the base number of FP17s or Patient Questionnaire responses are less than 100. N/A is shown where the base number of responses is less than 10 during the period. % is calculated as Quantity/Base number*100

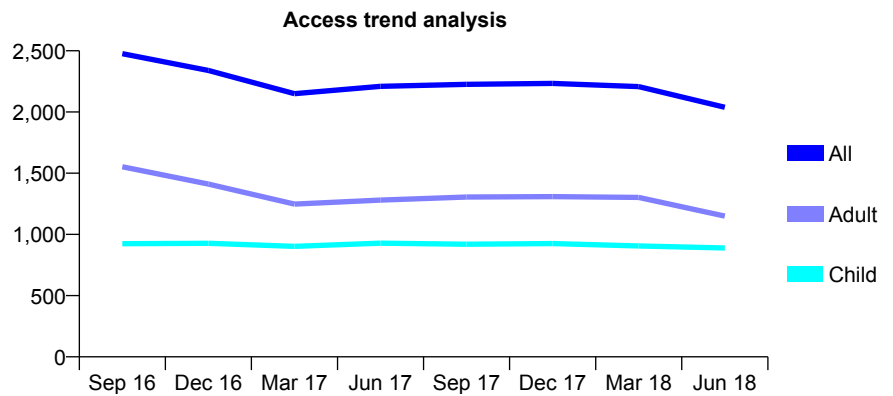
Q61 - Vital Signs At a Glance Contract Report for 932752/0002 - June 2018

Name or company name	Wood Street Dental Surgery
Contract type name	GDS Contract
Purpose of contract	General
Contract start date	01/04/2006
Contract end date	

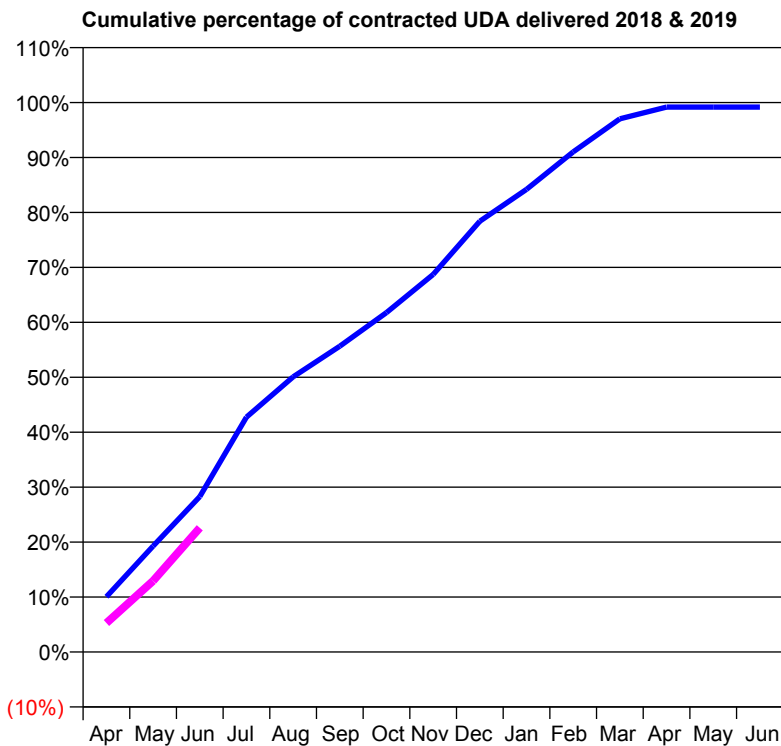
18/19 Contracted general activity (UDA)	5,651
Carry forward general activity (UDA)	0
18/19 Contracted orthodontic activity (UOA)	0
Carry forward orthodontic activity (UOA)	0
Baseline contract value	£166,268.38

ACCESS*

Patients seen in 24 months	Total	Change since previous quarter
Quarter ending June 2017	2,210	
Quarter ending September 2017	2,226	→
Quarter ending December 2017	2,234	→
Quarter ending March 2018	2,208	↓
Quarter ending June 2018	2,039	↓
Variance since June 2017	(7.7%)	↓



ACTIVITY



Adjusted Scheduled Activity (UDA)		
Month	2018	2019
April	569	298
May	1,089	731
June	1,598	1,278
July	2,416	
August	2,829	
September	3,145	
October	3,490	
November	3,883	
December	4,430	
January	4,757	
February	5,143	
March	5,483	
April	5,604	
May	5,604	
June	5,604	

QUALITY

	Quantity	Base Number	Contract	AT	Region	England
% of FP17s for the same patient ID Re-attending within 3 months - Children	14	282	5.0%	10.5%	11.5%	11.5%
% of FP17s for the same patient ID Re-attending within 3 months - Adults	45	305	14.8%	15.7%	16.6%	15.4%
% of FP17s for the same patient ID Re-attending between 3 & 9 months - Children	116	282	41.1%	44.8%	48.8%	58.9%
% of FP17s for the same patient ID Re-attending between 3 & 9 months - Adults	72	305	23.6%	37.3%	39.3%	51.6%
% of FP17s for Band 1 Urgent Courses	65	534	12.2%	10.9%	10.6%	8.9%
% of FP17s Relating to Free Repair or Replacements	0	534	0.0%	0.5%	0.5%	0.8%
% of FP17s Relating to Continuations	0	534	0.0%	0.7%	0.7%	0.9%
% of Patients satisfied with the dentistry they have received	1	1	N/A	91.0%	90.4%	93.2%
% of Patients satisfied with the time they had to wait for an appointment	1	1	N/A	83.8%	85.3%	88.8%

* This is based on patients treated on this contract for their most recent course of treatment. Figures in italics indicate the base number of FP17s or Patient Questionnaire responses are less than 100. N/A is shown where the base number of responses is less than 10 during the period. % is calculated as Quantity/Base number*100

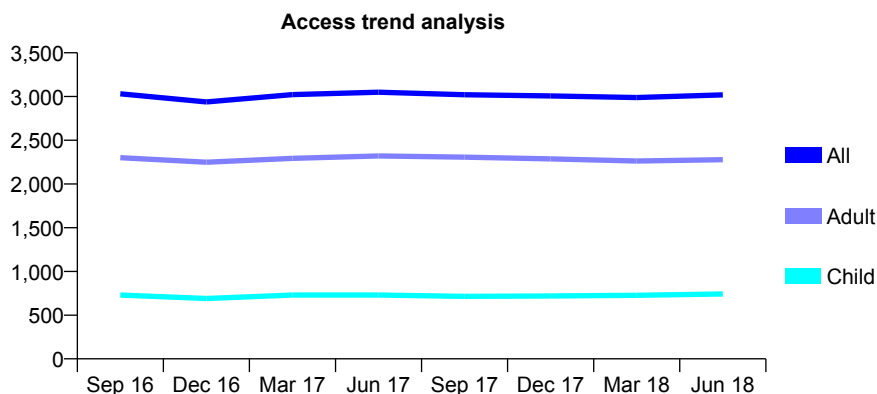
Q61 - Vital Signs At a Glance Contract Report for 932965/0001 - June 2018

Name or company name	MR A MEHRI
Contract type name	GDS Contract
Purpose of contract	General
Contract start date	01/04/2006
Contract end date	

18/19 Contracted general activity (UDA)	11,839
Carry forward general activity (UDA)	0
18/19 Contracted orthodontic activity (UOA)	0
Carry forward orthodontic activity (UOA)	0
Baseline contract value	£399,114.64

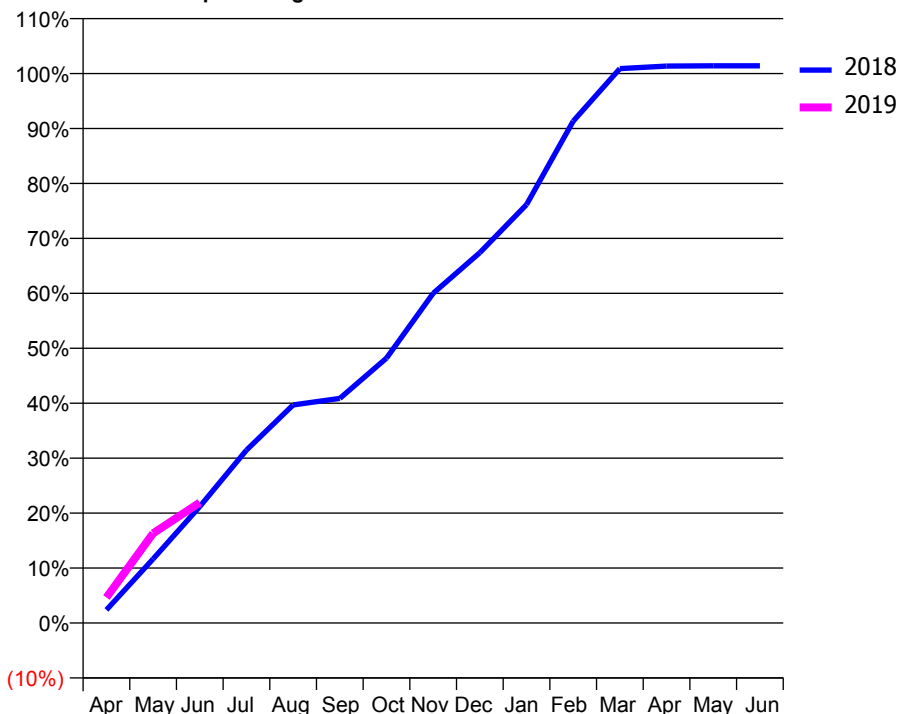
ACCESS*

Patients seen in 24 months	Total	Change since previous quarter
Quarter ending June 2017	3,050	
Quarter ending September 2017	3,021	→
Quarter ending December 2017	3,006	→
Quarter ending March 2018	2,989	→
Quarter ending June 2018	3,019	→
Variance since June 2017	(1.0%)	↓



ACTIVITY

Cumulative percentage of contracted UDA delivered 2018 & 2019



Month	Adjusted Scheduled Activity (UDA)	
	2018	2019
April	282	551
May	1,382	1,932
June	2,509	2,595
July	3,724	
August	4,699	
September	4,840	
October	5,706	
November	7,105	
December	7,979	
January	9,015	
February	10,812	
March	11,945	
April	11,999	
May	12,005	
June	12,005	

QUALITY

	Quantity	Base Number	Contract	AT	Region	England
% of FP17s for the same patient ID Re-attending within 3 months - Children	7	168	4.2%	10.5%	11.5%	11.5%
% of FP17s for the same patient ID Re-attending within 3 months - Adults	54	467	11.6%	15.7%	16.6%	15.4%
% of FP17s for the same patient ID Re-attending between 3 & 9 months - Children	51	168	30.4%	44.8%	48.8%	58.9%
% of FP17s for the same patient ID Re-attending between 3 & 9 months - Adults	149	467	31.9%	37.3%	39.3%	51.6%
% of FP17s for Band 1 Urgent Courses	51	611	8.3%	10.9%	10.6%	8.9%
% of FP17s Relating to Free Repair or Replacements	0	611	0.0%	0.5%	0.5%	0.8%
% of FP17s Relating to Continuations	1	611	0.2%	0.7%	0.7%	0.9%
% of Patients satisfied with the dentistry they have received	2	2	N/A	91.0%	90.4%	93.2%
% of Patients satisfied with the time they had to wait for an appointment	2	2	N/A	83.8%	85.3%	88.8%

* This is based on patients treated on this contract for their most recent course of treatment. Figures in italics indicate the base number of FP17s or Patient Questionnaire responses are less than 100. N/A is shown where the base number of responses is less than 10 during the period. % is calculated as Quantity/Base number*100

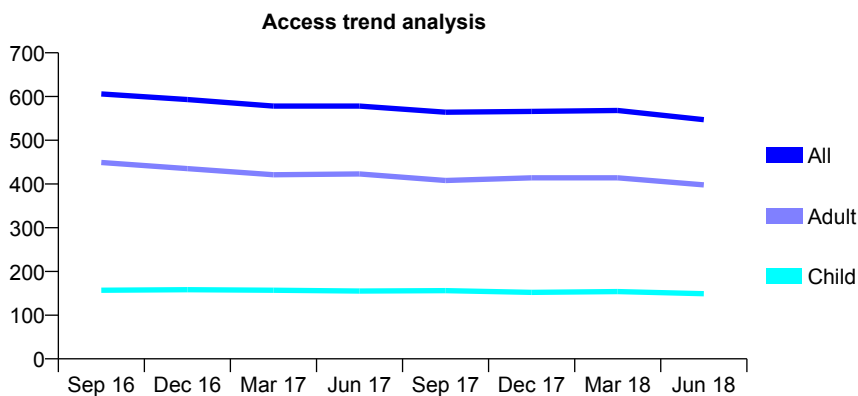
Q61 - Vital Signs At a Glance Contract Report for 932965/0002 - June 2018

Name or company name	MR A MEHRI
Contract type name	GDS Contract
Purpose of contract	General
Contract start date	01/04/2006
Contract end date	

18/19 Contracted general activity (UDA)	2,866
Carry forward general activity (UDA)	0
18/19 Contracted orthodontic activity (UOA)	0
Carry forward orthodontic activity (UOA)	0
Baseline contract value	£91,963.55

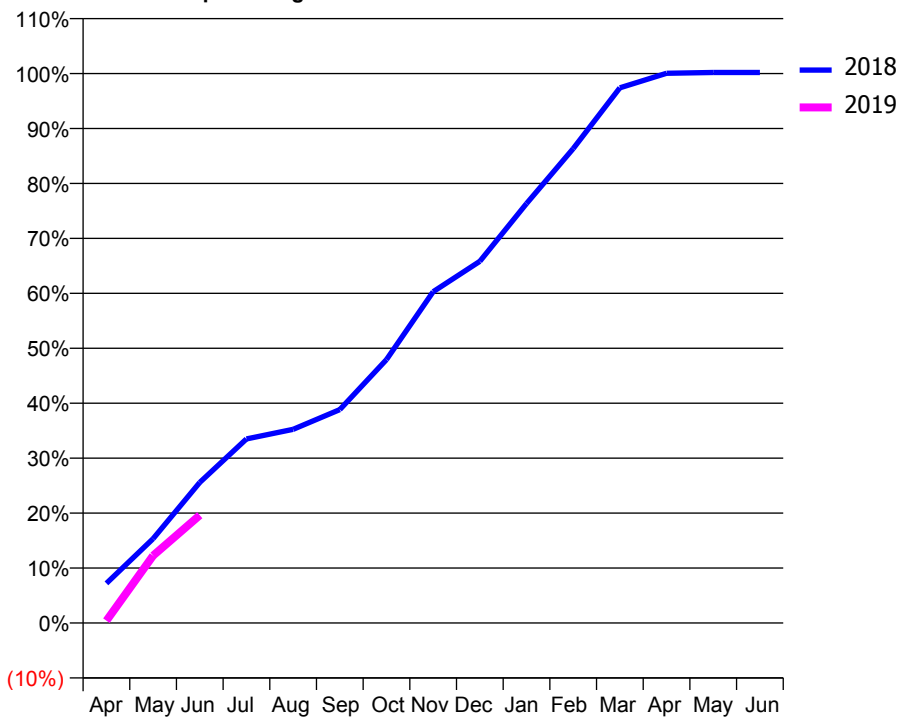
ACCESS*

Patients seen in 24 months	Total	Change since previous quarter
Quarter ending June 2017	578	
Quarter ending September 2017	564	↓
Quarter ending December 2017	566	→
Quarter ending March 2018	568	→
Quarter ending June 2018	547	↓
Variance since June 2017	(5.4%)	↓



ACTIVITY

Cumulative percentage of contracted UDA delivered 2018 & 2019



Adjusted Scheduled Activity (UDA)

Month	2018	2019
April	207	12
May	440	352
June	733	562
July	960	
August	1,010	
September	1,113	
October	1,374	
November	1,728	
December	1,886	
January	2,188	
February	2,474	
March	2,791	
April	2,867	
May	2,871	
June	2,871	

QUALITY

	Quantity	Base Number	Contract	AT	Region	England
% of FP17s for the same patient ID Re-attending within 3 months - Children	0	22	0.0%	10.5%	11.5%	11.5%
% of FP17s for the same patient ID Re-attending within 3 months - Adults	14	99	14.1%	15.7%	16.6%	15.4%
% of FP17s for the same patient ID Re-attending between 3 & 9 months - Children	5	22	22.7%	44.8%	48.8%	58.9%
% of FP17s for the same patient ID Re-attending between 3 & 9 months - Adults	29	99	29.3%	37.3%	39.3%	51.6%
% of FP17s for Band 1 Urgent Courses	11	103	10.7%	10.9%	10.6%	8.9%
% of FP17s Relating to Free Repair or Replacements	0	103	0.0%	0.5%	0.5%	0.8%
% of FP17s Relating to Continuations	0	103	0.0%	0.7%	0.7%	0.9%
% of Patients satisfied with the dentistry they have received	0	0	N/A	91.0%	90.4%	93.2%
% of Patients satisfied with the time they had to wait for an appointment	0	0	N/A	83.8%	85.3%	88.8%

* This is based on patients treated on this contract for their most recent course of treatment. Figures in italics indicate the base number of FP17s or Patient Questionnaire responses are less than 100. N/A is shown where the base number of responses is less than 10 during the period. % is calculated as Quantity/Base number*100

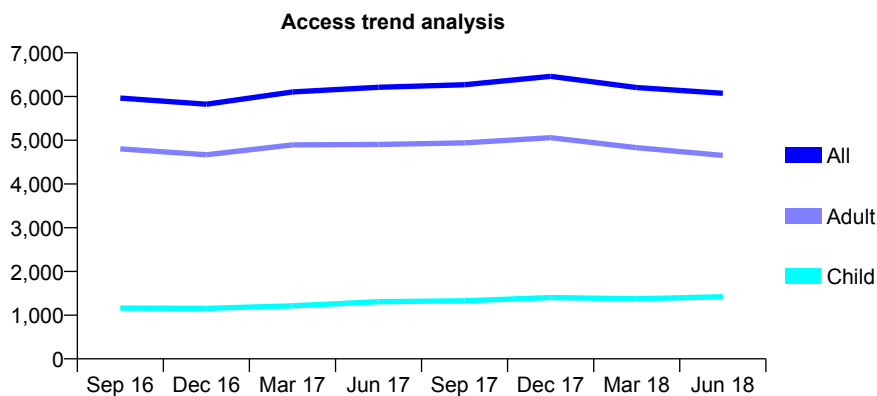
Q61 - Vital Signs At a Glance Contract Report for 934828/0001 - June 2018

Name or company name	MR L MASHENSKY
Contract type name	GDS Contract
Purpose of contract	General
Contract start date	01/04/2006
Contract end date	

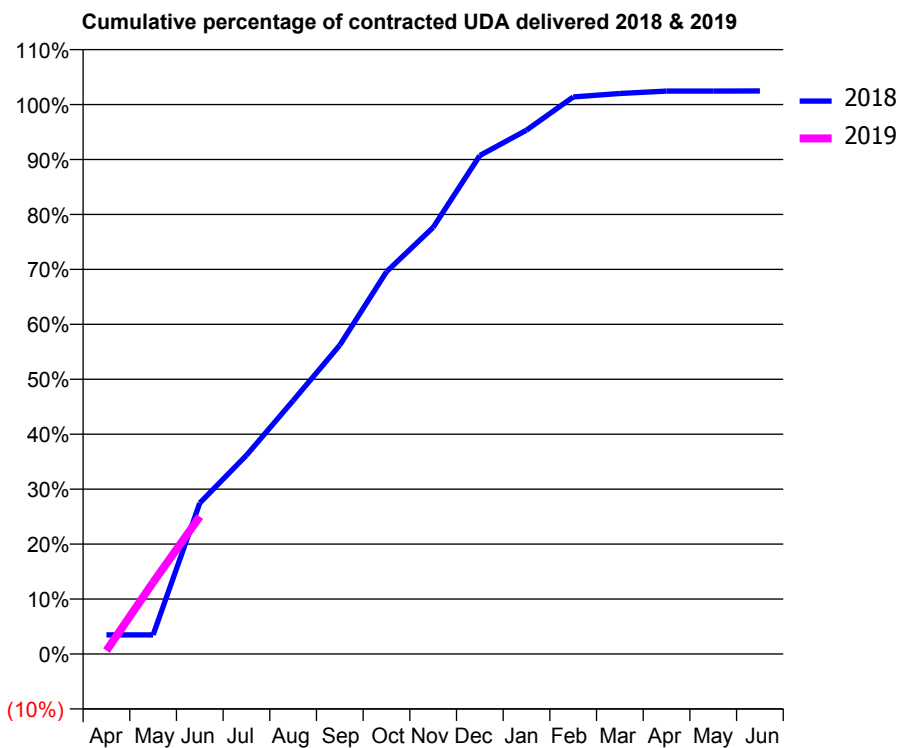
18/19 Contracted general activity (UDA)	10,473
Carry forward general activity (UDA)	0
18/19 Contracted orthodontic activity (UOA)	0
Carry forward orthodontic activity (UOA)	0
Baseline contract value	£384,623.15

ACCESS*

Patients seen in 24 months	Total	Change since previous quarter
Quarter ending June 2017	6,211	
Quarter ending September 2017	6,269	→
Quarter ending December 2017	6,462	↑
Quarter ending March 2018	6,204	↓
Quarter ending June 2018	6,073	↓
Variance since June 2017	(2.2%)	↓



ACTIVITY



Month	Adjusted Scheduled Activity (UDA)	
	2018	2019
April	365	64
May	365	1,365
June	2,878	2,619
July	3,788	
August	4,830	
September	5,886	
October	7,286	
November	8,131	
December	9,500	
January	9,984	
February	10,616	
March	10,683	
April	10,730	
May	10,730	
June	10,731	

QUALITY

	Quantity	Base Number	Contract	AT	Region	England
% of FP17s for the same patient ID Re-attending within 3 months - Children	10	360	2.8%	10.5%	11.5%	11.5%
% of FP17s for the same patient ID Re-attending within 3 months - Adults	20	787	2.5%	15.7%	16.6%	15.4%
% of FP17s for the same patient ID Re-attending between 3 & 9 months - Children	66	360	18.3%	44.8%	48.8%	58.9%
% of FP17s for the same patient ID Re-attending between 3 & 9 months - Adults	138	787	17.5%	37.3%	39.3%	51.6%
% of FP17s for Band 1 Urgent Courses	27	1,114	2.4%	10.9%	10.6%	8.9%
% of FP17s Relating to Free Repair or Replacements	0	1,114	0.0%	0.5%	0.5%	0.8%
% of FP17s Relating to Continuations	3	1,114	0.3%	0.7%	0.7%	0.9%
% of Patients satisfied with the dentistry they have received	1	2	N/A	91.0%	90.4%	93.2%
% of Patients satisfied with the time they had to wait for an appointment	2	2	N/A	83.8%	85.3%	88.8%

* This is based on patients treated on this contract for their most recent course of treatment. Figures in italics indicate the base number of FP17s or Patient Questionnaire responses are less than 100. N/A is shown where the base number of responses is less than 10 during the period. % is calculated as Quantity/Base number*100

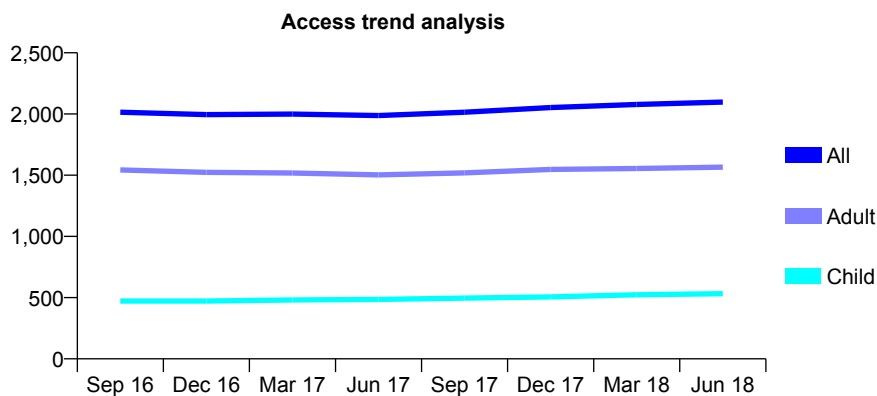
Q61 - Vital Signs At a Glance Contract Report for 935670/0001 - June 2018

Name or company name	MR PK OCANSEY
Contract type name	GDS Contract
Purpose of contract	General
Contract start date	01/04/2006
Contract end date	

18/19 Contracted general activity (UDA)	7,145
Carry forward general activity (UDA)	0
18/19 Contracted orthodontic activity (UOA)	0
Carry forward orthodontic activity (UOA)	0
Baseline contract value	£204,186.58

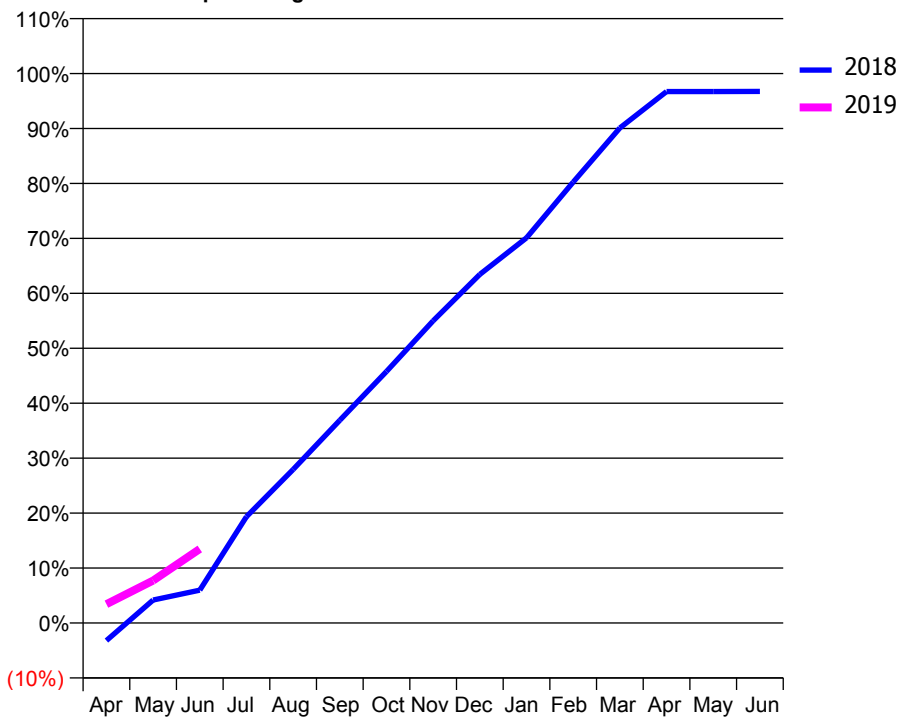
ACCESS*

Patients seen in 24 months	Total	Change since previous quarter
Quarter ending June 2017	1,988	
Quarter ending September 2017	2,015	→
Quarter ending December 2017	2,053	→
Quarter ending March 2018	2,078	→
Quarter ending June 2018	2,098	→
Variance since June 2017	5.5%	↑



ACTIVITY

Cumulative percentage of contracted UDA delivered 2018 & 2019



Month	Adjusted Scheduled Activity (UDA)	
	2018	2019
April	-230	245
May	300	553
June	428	963
July	1,382	
August	1,996	
September	2,636	
October	3,270	
November	3,930	
December	4,533	
January	5,008	
February	5,733	
March	6,437	
April	6,911	
May	6,911	
June	6,912	

QUALITY

	Quantity	Base Number	Contract	AT	Region	England
% of FP17s for the same patient ID Re-attending within 3 months - Children	10	147	6.8%	10.5%	11.5%	11.5%
% of FP17s for the same patient ID Re-attending within 3 months - Adults	36	314	11.5%	15.7%	16.6%	15.4%
% of FP17s for the same patient ID Re-attending between 3 & 9 months - Children	57	147	38.8%	44.8%	48.8%	58.9%
% of FP17s for the same patient ID Re-attending between 3 & 9 months - Adults	102	314	32.5%	37.3%	39.3%	51.6%
% of FP17s for Band 1 Urgent Courses	21	354	5.9%	10.9%	10.6%	8.9%
% of FP17s Relating to Free Repair or Replacements	2	354	0.6%	0.5%	0.5%	0.8%
% of FP17s Relating to Continuations	3	354	0.8%	0.7%	0.7%	0.9%
% of Patients satisfied with the dentistry they have received	0	0	N/A	91.0%	90.4%	93.2%
% of Patients satisfied with the time they had to wait for an appointment	0	0	N/A	83.8%	85.3%	88.8%

* This is based on patients treated on this contract for their most recent course of treatment. Figures in italics indicate the base number of FP17s or Patient Questionnaire responses are less than 100. N/A is shown where the base number of responses is less than 10 during the period. % is calculated as Quantity/Base number*100

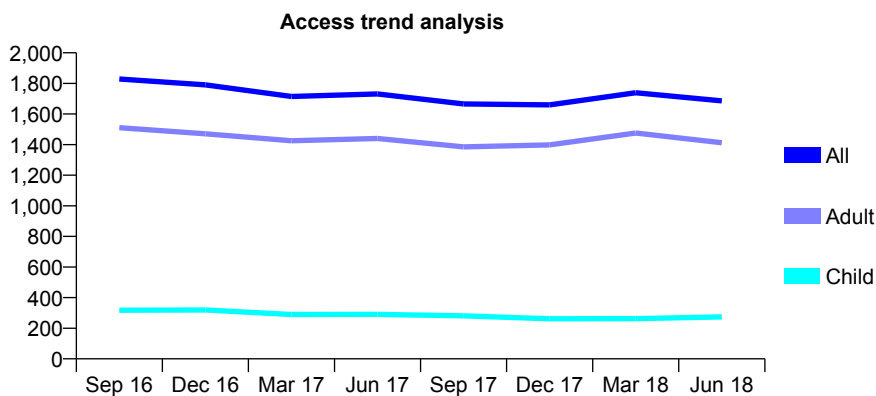
Q61 - Vital Signs At a Glance Contract Report for 935964/0001 - June 2018

Name or company name	MS KN RAO
Contract type name	GDS Contract
Purpose of contract	General
Contract start date	01/04/2006
Contract end date	

18/19 Contracted general activity (UDA)	7,018
Carry forward general activity (UDA)	0
18/19 Contracted orthodontic activity (UOA)	0
Carry forward orthodontic activity (UOA)	0
Baseline contract value	£209,054.95

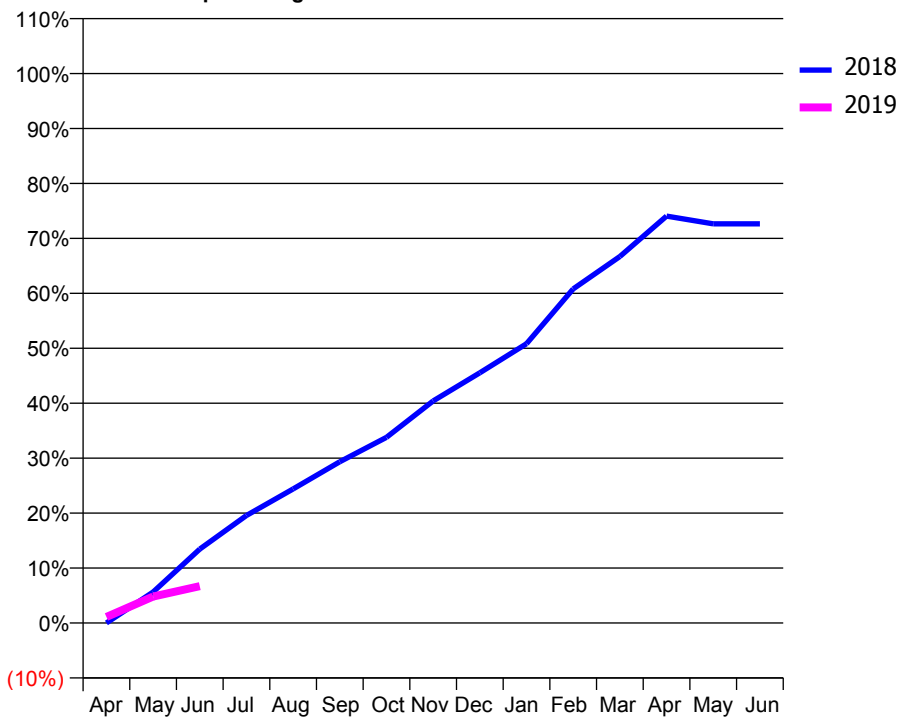
ACCESS*

Patients seen in 24 months	Total	Change since previous quarter
Quarter ending June 2017	1,731	
Quarter ending September 2017	1,666	↓
Quarter ending December 2017	1,660	→
Quarter ending March 2018	1,739	↑
Quarter ending June 2018	1,686	↓
Variance since June 2017	(2.6%)	↓



ACTIVITY

Cumulative percentage of contracted UDA delivered 2018 & 2019



Adjusted Scheduled Activity (UDA)

Month	2018	2019
April	0	77
May	396	337
June	945	471
July	1,374	
August	1,712	
September	2,060	
October	2,372	
November	2,836	
December	3,196	
January	3,566	
February	4,268	
March	4,680	
April	5,197	
May	5,098	
June	5,098	

QUALITY

	Quantity	Base Number	Contract	AT	Region	England
% of FP17s for the same patient ID Re-attending within 3 months - Children	1	63	1.6%	10.5%	11.5%	11.5%
% of FP17s for the same patient ID Re-attending within 3 months - Adults	8	202	4.0%	15.7%	16.6%	15.4%
% of FP17s for the same patient ID Re-attending between 3 & 9 months - Children	13	63	20.6%	44.8%	48.8%	58.9%
% of FP17s for the same patient ID Re-attending between 3 & 9 months - Adults	57	202	28.2%	37.3%	39.3%	51.6%
% of FP17s for Band 1 Urgent Courses	11	161	6.8%	10.9%	10.6%	8.9%
% of FP17s Relating to Free Repair or Replacements	0	161	0.0%	0.5%	0.5%	0.8%
% of FP17s Relating to Continuations	0	161	0.0%	0.7%	0.7%	0.9%
% of Patients satisfied with the dentistry they have received	1	1	N/A	91.0%	90.4%	93.2%
% of Patients satisfied with the time they had to wait for an appointment	1	1	N/A	83.8%	85.3%	88.8%

* This is based on patients treated on this contract for their most recent course of treatment. Figures in italics indicate the base number of FP17s or Patient Questionnaire responses are less than 100. N/A is shown where the base number of responses is less than 10 during the period. % is calculated as Quantity/Base number*100

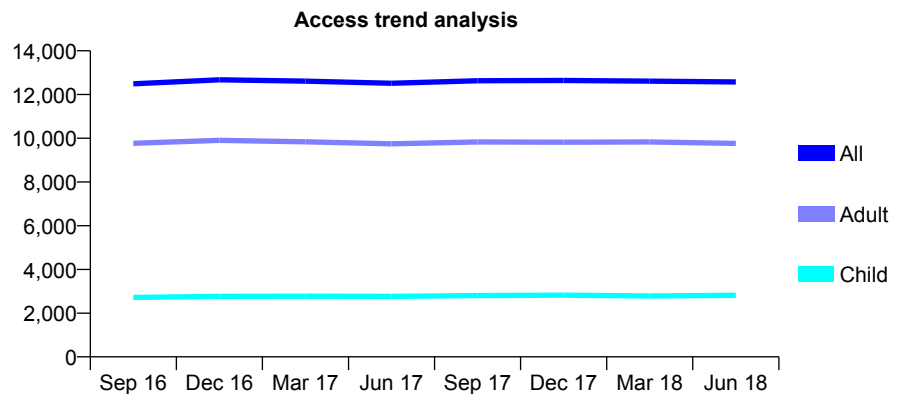
Q61 - Vital Signs At a Glance Contract Report for 936685/0001 - June 2018

Name or company name	MR K MADJIDZADEH AVAL
Contract type name	GDS Contract
Purpose of contract	General
Contract start date	01/04/2006
Contract end date	

18/19 Contracted general activity (UDA)	33,835
Carry forward general activity (UDA)	0
18/19 Contracted orthodontic activity (UOA)	0
Carry forward orthodontic activity (UOA)	0
Baseline contract value	£961,407.80

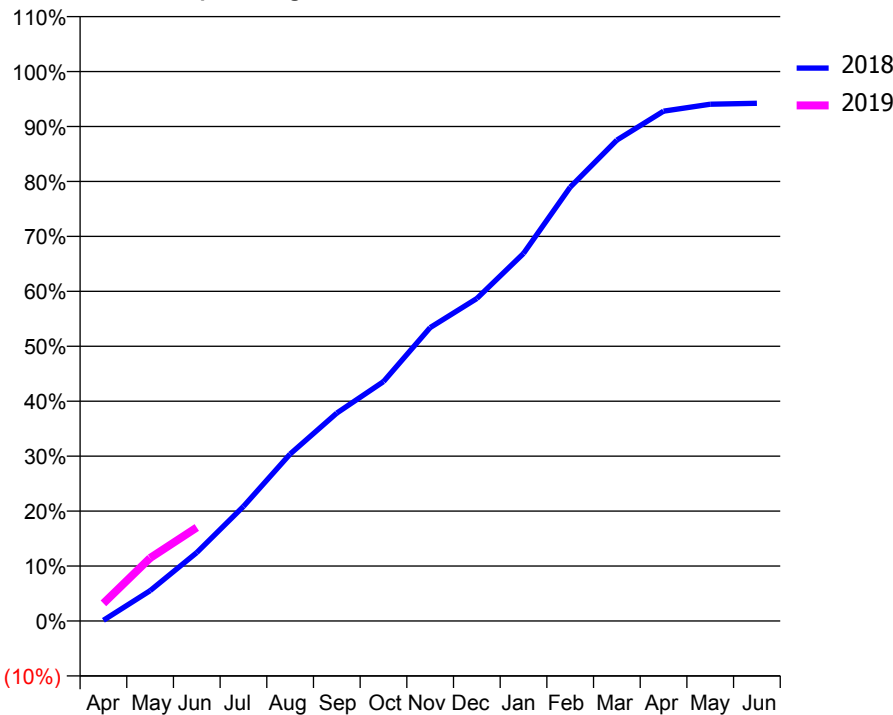
ACCESS*

Patients seen in 24 months	Total	Change since previous quarter
Quarter ending June 2017	12,514	
Quarter ending September 2017	12,629	→
Quarter ending December 2017	12,645	→
Quarter ending March 2018	12,611	→
Quarter ending June 2018	12,575	→
Variance since June 2017	0.5%	→



ACTIVITY

Cumulative percentage of contracted UDA delivered 2018 & 2019



Month	Adjusted Scheduled Activity (UDA)	
	2018	2019
April	49	1,087
May	1,869	3,881
June	4,218	5,762
July	7,058	
August	10,284	
September	12,803	
October	14,746	
November	18,068	
December	19,859	
January	22,635	
February	26,714	
March	29,610	
April	31,397	
May	31,824	
June	31,875	

QUALITY

	Quantity	Base Number	Contract	AT	Region	England
% of FP17s for the same patient ID Re-attending within 3 months - Children	52	844	6.2%	10.5%	11.5%	11.5%
% of FP17s for the same patient ID Re-attending within 3 months - Adults	316	2,571	12.3%	15.7%	16.6%	15.4%
% of FP17s for the same patient ID Re-attending between 3 & 9 months - Children	360	844	42.7%	44.8%	48.8%	58.9%
% of FP17s for the same patient ID Re-attending between 3 & 9 months - Adults	1,081	2,571	42.0%	37.3%	39.3%	51.6%
% of FP17s for Band 1 Urgent Courses	208	2,556	8.1%	10.9%	10.6%	8.9%
% of FP17s Relating to Free Repair or Replacements	2	2,556	0.1%	0.5%	0.5%	0.8%
% of FP17s Relating to Continuations	24	2,556	0.9%	0.7%	0.7%	0.9%
% of Patients satisfied with the dentistry they have received	6	6	N/A	91.0%	90.4%	93.2%
% of Patients satisfied with the time they had to wait for an appointment	5	6	N/A	83.8%	85.3%	88.8%

* This is based on patients treated on this contract for their most recent course of treatment. Figures in italics indicate the base number of FP17s or Patient Questionnaire responses are less than 100. N/A is shown where the base number of responses is less than 10 during the period. % is calculated as Quantity/Base number*100

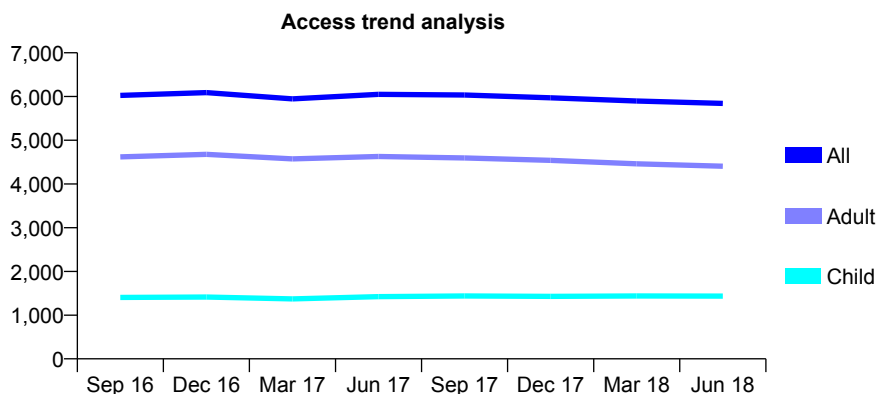
Q61 - Vital Signs At a Glance Contract Report for 937436/0006 - June 2018

Name or company name	MR DJ SACKWILD
Contract type name	GDS Contract
Purpose of contract	General
Contract start date	01/11/2013
Contract end date	

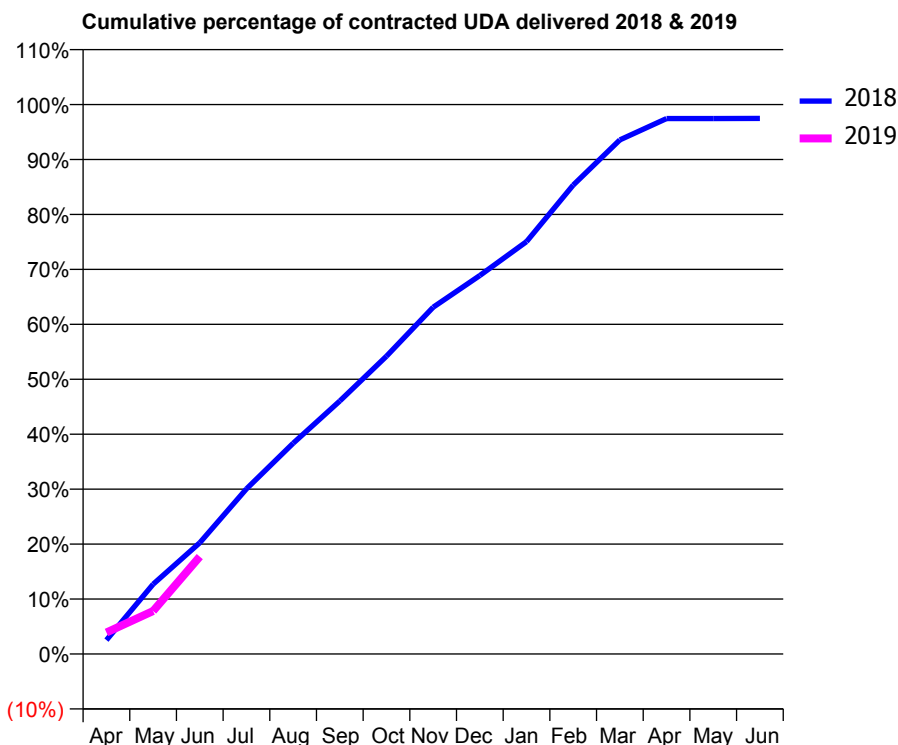
18/19 Contracted general activity (UDA)	17,260
Carry forward general activity (UDA)	0
18/19 Contracted orthodontic activity (UOA)	0
Carry forward orthodontic activity (UOA)	0
Baseline contract value	£437,306.85

ACCESS*

Patients seen in 24 months	Total	Change since previous quarter
Quarter ending June 2017	6,051	
Quarter ending September 2017	6,034	→
Quarter ending December 2017	5,970	↓
Quarter ending March 2018	5,898	↓
Quarter ending June 2018	5,841	→
Variance since June 2017	(3.5%)	↓



ACTIVITY



Month	Adjusted Scheduled Activity (UDA)	
	2018	2019
April	439	678
May	2,192	1,351
June	3,494	3,060
July	5,187	
August	6,620	
September	7,949	
October	9,353	
November	10,890	
December	11,889	
January	12,953	
February	14,729	
March	16,147	
April	16,818	
May	16,818	
June	16,821	

QUALITY

	Quantity	Base Number	Contract	AT	Region	England
% of FP17s for the same patient ID Re-attending within 3 months - Children	24	334	7.2%	10.5%	11.5%	11.5%
% of FP17s for the same patient ID Re-attending within 3 months - Adults	90	958	9.4%	15.7%	16.6%	15.4%
% of FP17s for the same patient ID Re-attending between 3 & 9 months - Children	121	334	36.2%	44.8%	48.8%	58.9%
% of FP17s for the same patient ID Re-attending between 3 & 9 months - Adults	238	958	24.8%	37.3%	39.3%	51.6%
% of FP17s for Band 1 Urgent Courses	246	1,081	22.8%	10.9%	10.6%	8.9%
% of FP17s Relating to Free Repair or Replacements	0	1,081	0.0%	0.5%	0.5%	0.8%
% of FP17s Relating to Continuations	6	1,081	0.6%	0.7%	0.7%	0.9%
% of Patients satisfied with the dentistry they have received	0	0	N/A	91.0%	90.4%	93.2%
% of Patients satisfied with the time they had to wait for an appointment	0	0	N/A	83.8%	85.3%	88.8%

* This is based on patients treated on this contract for their most recent course of treatment. Figures in italics indicate the base number of FP17s or Patient Questionnaire responses are less than 100. N/A is shown where the base number of responses is less than 10 during the period. % is calculated as Quantity/Base number*100

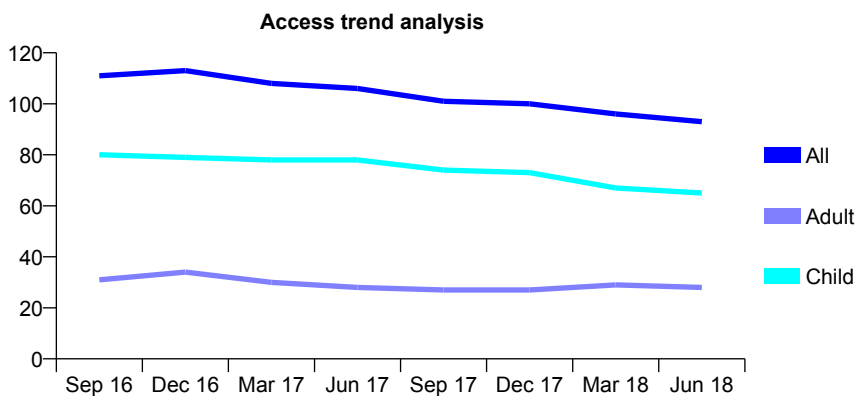
Q61 - Vital Signs At a Glance Contract Report for 941999/0001 - June 2018

Name or company name	MRS S DASWANI
Contract type name	GDS Contract
Purpose of contract	General
Contract start date	01/04/2006
Contract end date	

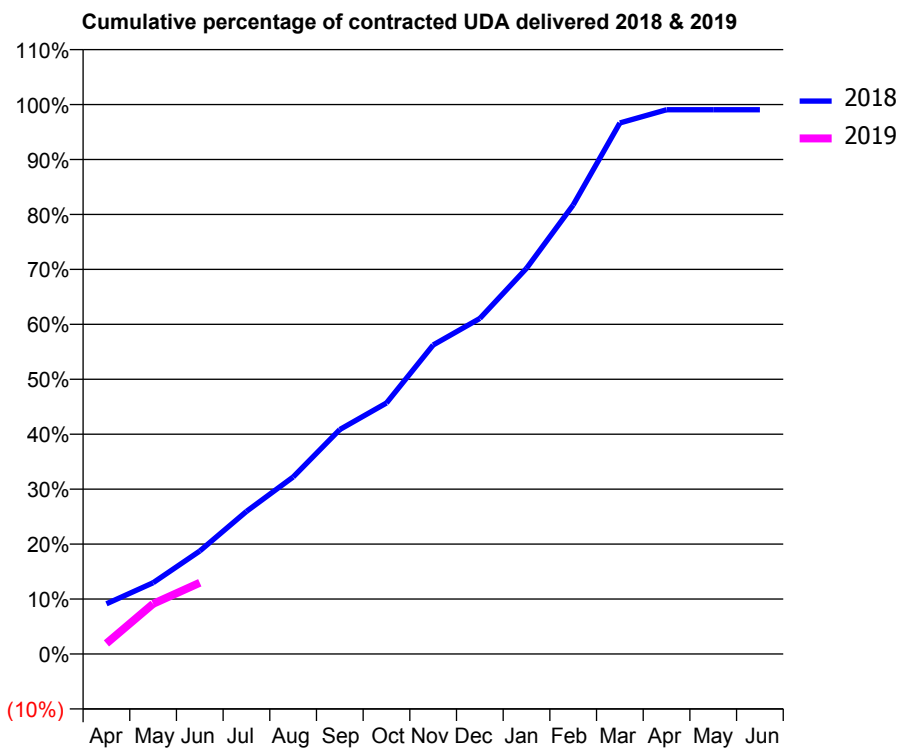
18/19 Contracted general activity (UDA)	208
Carry forward general activity (UDA)	0
18/19 Contracted orthodontic activity (UOA)	0
Carry forward orthodontic activity (UOA)	0
Baseline contract value	£4,927.29

ACCESS*

Patients seen in 24 months	Total	Change since previous quarter
Quarter ending June 2017	106	
Quarter ending September 2017	101	↓
Quarter ending December 2017	100	→
Quarter ending March 2018	96	↓
Quarter ending June 2018	93	↓
Variance since June 2017	(12.3%)	↓



ACTIVITY



Adjusted Scheduled Activity (UDA)		
Month	2018	2019
April	19	4
May	27	19
June	39	27
July	54	
August	67	
September	85	
October	95	
November	117	
December	127	
January	146	
February	170	
March	201	
April	206	
May	206	
June	206	

QUALITY

	Quantity	Base Number	Contract	AT	Region	England
% of FP17s for the same patient ID Re-attending within 3 months - Children	1	28	3.6%	10.5%	11.5%	11.5%
% of FP17s for the same patient ID Re-attending within 3 months - Adults	0	0	N/A	15.7%	16.6%	15.4%
% of FP17s for the same patient ID Re-attending between 3 & 9 months - Children	12	28	42.9%	44.8%	48.8%	58.9%
% of FP17s for the same patient ID Re-attending between 3 & 9 months - Adults	0	0	N/A	37.3%	39.3%	51.6%
% of FP17s for Band 1 Urgent Courses	0	23	0.0%	10.9%	10.6%	8.9%
% of FP17s Relating to Free Repair or Replacements	0	23	0.0%	0.5%	0.5%	0.8%
% of FP17s Relating to Continuations	0	23	0.0%	0.7%	0.7%	0.9%
% of Patients satisfied with the dentistry they have received	0	0	N/A	91.0%	90.4%	93.2%
% of Patients satisfied with the time they had to wait for an appointment	0	0	N/A	83.8%	85.3%	88.8%

* This is based on patients treated on this contract for their most recent course of treatment. Figures in italics indicate the base number of FP17s or Patient Questionnaire responses are less than 100. N/A is shown where the base number of responses is less than 10 during the period. % is calculated as Quantity/Base number*100

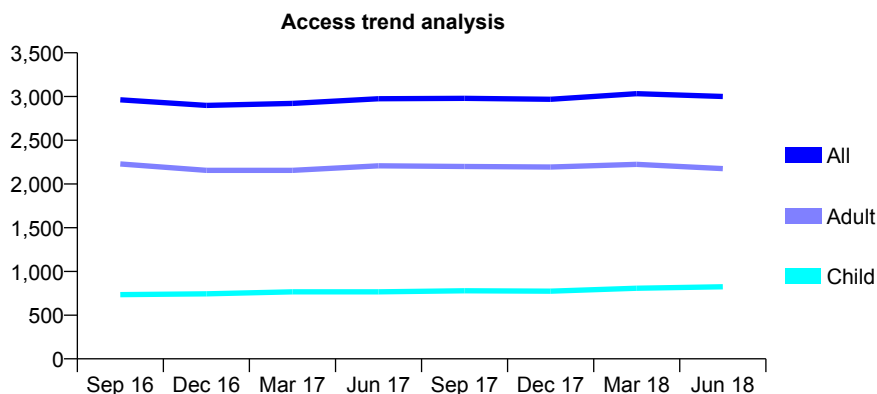
Q61 - Vital Signs At a Glance Contract Report for 944394/0001 - June 2018

Name or company name	MR R PAUL
Contract type name	GDS Contract
Purpose of contract	General
Contract start date	01/04/2006
Contract end date	

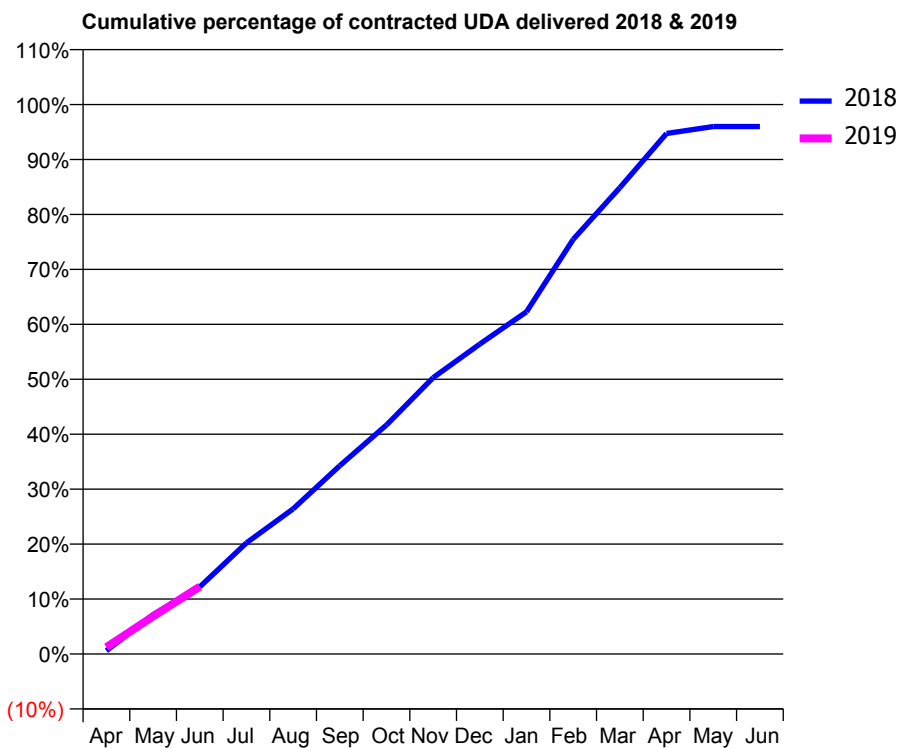
18/19 Contracted general activity (UDA)	9,412
Carry forward general activity (UDA)	0
18/19 Contracted orthodontic activity (UOA)	0
Carry forward orthodontic activity (UOA)	0
Baseline contract value	£243,108.90

ACCESS*

Patients seen in 24 months	Total	Change since previous quarter
Quarter ending June 2017	2,974	
Quarter ending September 2017	2,979	→
Quarter ending December 2017	2,968	→
Quarter ending March 2018	3,032	↑
Quarter ending June 2018	3,000	↓
Variance since June 2017	0.9%	→



ACTIVITY



Adjusted Scheduled Activity (UDA)		
Month	2018	2019
April	56	118
May	675	646
June	1,149	1,155
July	1,903	
August	2,486	
September	3,227	
October	3,923	
November	4,734	
December	5,308	
January	5,862	
February	7,101	
March	7,988	
April	8,915	
May	9,034	
June	9,035	

QUALITY

	Quantity	Base Number	Contract	AT	Region	England
% of FP17s for the same patient ID Re-attending within 3 months - Children	28	261	10.7%	10.5%	11.5%	11.5%
% of FP17s for the same patient ID Re-attending within 3 months - Adults	77	553	13.9%	15.7%	16.6%	15.4%
% of FP17s for the same patient ID Re-attending between 3 & 9 months - Children	127	261	48.7%	44.8%	48.8%	58.9%
% of FP17s for the same patient ID Re-attending between 3 & 9 months - Adults	212	553	38.3%	37.3%	39.3%	51.6%
% of FP17s for Band 1 Urgent Courses	45	591	7.6%	10.9%	10.6%	8.9%
% of FP17s Relating to Free Repair or Replacements	9	591	1.5%	0.5%	0.5%	0.8%
% of FP17s Relating to Continuations	5	591	0.8%	0.7%	0.7%	0.9%
% of Patients satisfied with the dentistry they have received	1	1	N/A	91.0%	90.4%	93.2%
% of Patients satisfied with the time they had to wait for an appointment	1	1	N/A	83.8%	85.3%	88.8%

* This is based on patients treated on this contract for their most recent course of treatment. Figures in italics indicate the base number of FP17s or Patient Questionnaire responses are less than 100. N/A is shown where the base number of responses is less than 10 during the period. % is calculated as Quantity/Base number*100

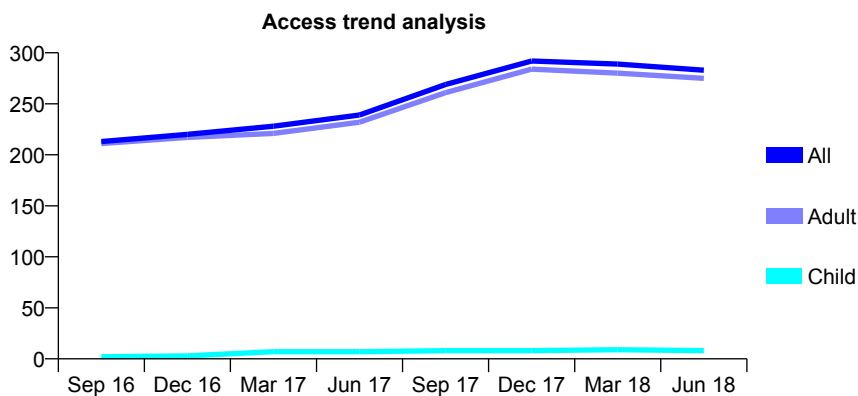
Q61 - Vital Signs At a Glance Contract Report for 947806/0002 - June 2018

Name or company name	MR PA SHAH
Contract type name	PDS Contract
Purpose of contract	General
Contract start date	01/08/2010
Contract end date	31/03/2019

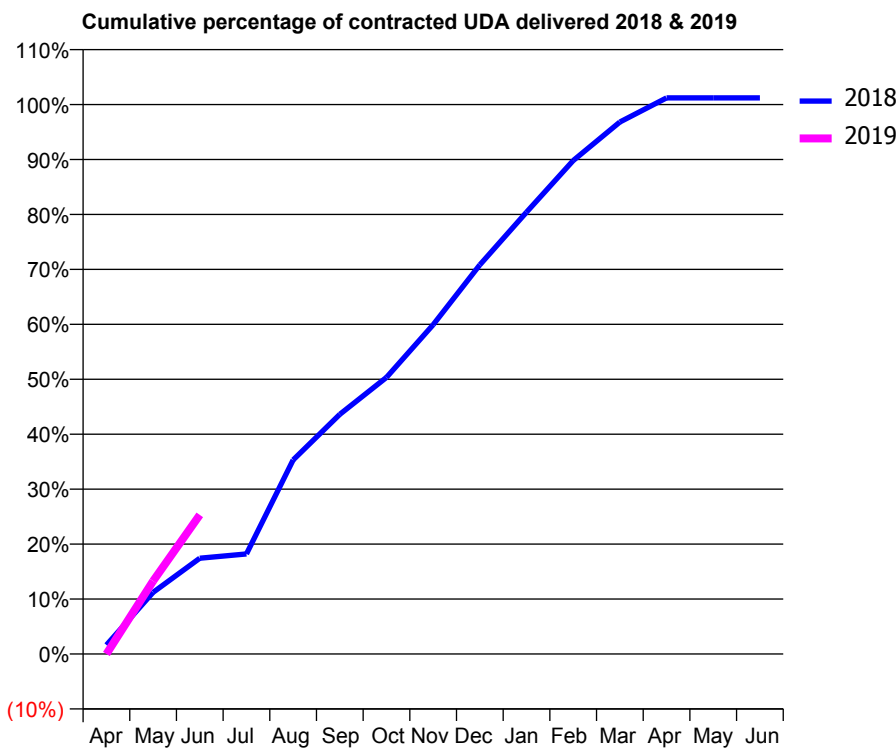
18/19 Contracted general activity (UDA)	948
Carry forward general activity (UDA)	0
18/19 Contracted orthodontic activity (UOA)	0
Carry forward orthodontic activity (UOA)	0
Baseline contract value	£132,555.62

ACCESS*

Patients seen in 24 months	Total	Change since previous quarter
Quarter ending June 2017	239	
Quarter ending September 2017	269	↑
Quarter ending December 2017	292	↑
Quarter ending March 2018	289	↓
Quarter ending June 2018	283	↓
Variance since June 2017	18.4%	↑



ACTIVITY



Month	Adjusted Scheduled Activity (UDA)	
	2018	2019
April	19	0
May	130	126
June	202	240
July	211	
August	409	
September	505	
October	583	
November	694	
December	820	
January	931	
February	1,040	
March	1,121	
April	1,172	
May	1,172	
June	1,172	

QUALITY

	Quantity	Base Number	Contract	AT	Region	England
% of FP17s for the same patient ID Re-attending within 3 months - Children	0	4	0.0%	10.5%	11.5%	11.5%
% of FP17s for the same patient ID Re-attending within 3 months - Adults	8	93	8.6%	15.7%	16.6%	15.4%
% of FP17s for the same patient ID Re-attending between 3 & 9 months - Children	0	4	0.0%	44.8%	48.8%	58.9%
% of FP17s for the same patient ID Re-attending between 3 & 9 months - Adults	5	93	5.4%	37.3%	39.3%	51.6%
% of FP17s for Band 1 Urgent Courses	0	80	0.0%	10.9%	10.6%	8.9%
% of FP17s Relating to Free Repair or Replacements	0	80	0.0%	0.5%	0.5%	0.8%
% of FP17s Relating to Continuations	0	80	0.0%	0.7%	0.7%	0.9%
% of Patients satisfied with the dentistry they have received	0	0	N/A	91.0%	90.4%	93.2%
% of Patients satisfied with the time they had to wait for an appointment	0	0	N/A	83.8%	85.3%	88.8%

* This is based on patients treated on this contract for their most recent course of treatment. Figures in italics indicate the base number of FP17s or Patient Questionnaire responses are less than 100. N/A is shown where the base number of responses is less than 10 during the period. % is calculated as Quantity/Base number*100

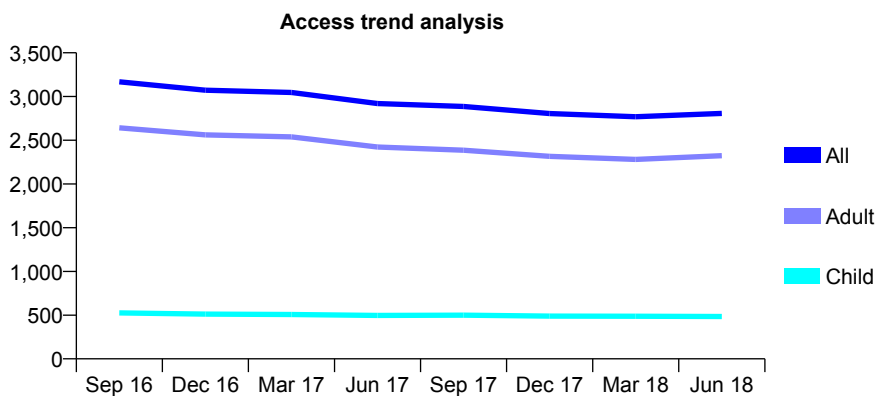
Q61 - Vital Signs At a Glance Contract Report for 949787/0001 - June 2018

Name or company name	MR OA ADEBIYI
Contract type name	GDS Contract
Purpose of contract	General
Contract start date	01/04/2006
Contract end date	

18/19 Contracted general activity (UDA)	9,518
Carry forward general activity (UDA)	0
18/19 Contracted orthodontic activity (UOA)	0
Carry forward orthodontic activity (UOA)	0
Baseline contract value	£232,896.01

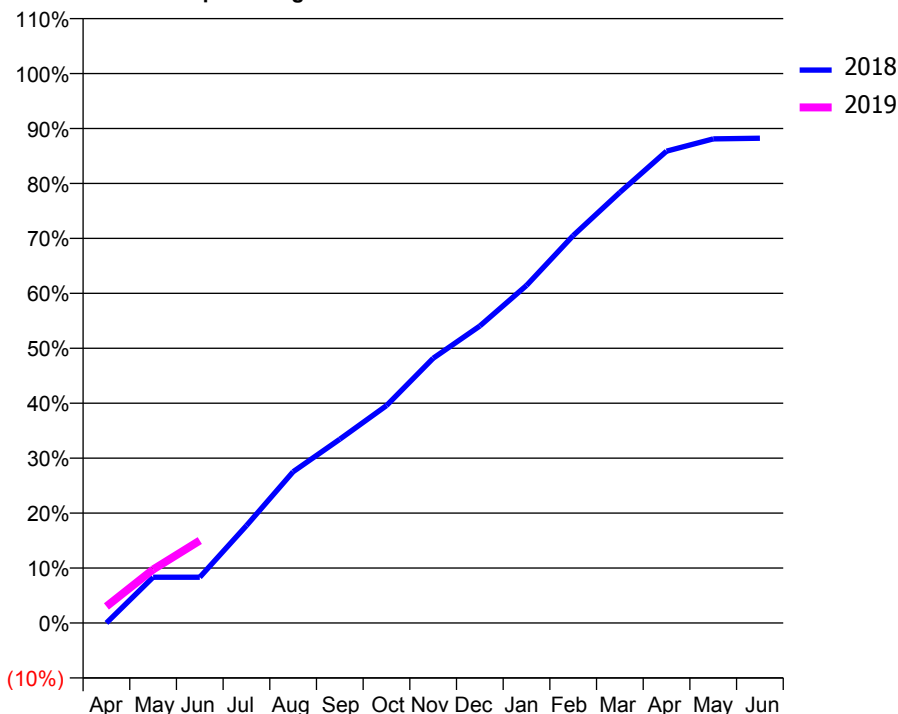
ACCESS*

Patients seen in 24 months	Total	Change since previous quarter
Quarter ending June 2017	2,920	
Quarter ending September 2017	2,886	↓
Quarter ending December 2017	2,805	↓
Quarter ending March 2018	2,768	↓
Quarter ending June 2018	2,807	→
Variance since June 2017	(3.9%)	↓



ACTIVITY

Cumulative percentage of contracted UDA delivered 2018 & 2019



Month	Adjusted Scheduled Activity (UDA)	
	2018	2019
April	0	287
May	793	928
June	793	1,428
July	1,686	
August	2,620	
September	3,184	
October	3,766	
November	4,585	
December	5,145	
January	5,848	
February	6,712	
March	7,460	
April	8,172	
May	8,385	
June	8,397	

QUALITY

	Quantity	Base Number	Contract	AT	Region	England
% of FP17s for the same patient ID Re-attending within 3 months - Children	5	92	5.4%	10.5%	11.5%	11.5%
% of FP17s for the same patient ID Re-attending within 3 months - Adults	58	511	11.4%	15.7%	16.6%	15.4%
% of FP17s for the same patient ID Re-attending between 3 & 9 months - Children	34	92	37.0%	44.8%	48.8%	58.9%
% of FP17s for the same patient ID Re-attending between 3 & 9 months - Adults	174	511	34.1%	37.3%	39.3%	51.6%
% of FP17s for Band 1 Urgent Courses	37	405	9.1%	10.9%	10.6%	8.9%
% of FP17s Relating to Free Repair or Replacements	0	405	0.0%	0.5%	0.5%	0.8%
% of FP17s Relating to Continuations	0	405	0.0%	0.7%	0.7%	0.9%
% of Patients satisfied with the dentistry they have received	1	1	N/A	91.0%	90.4%	93.2%
% of Patients satisfied with the time they had to wait for an appointment	1	1	N/A	83.8%	85.3%	88.8%

* This is based on patients treated on this contract for their most recent course of treatment. Figures in italics indicate the base number of FP17s or Patient Questionnaire responses are less than 100. N/A is shown where the base number of responses is less than 10 during the period. % is calculated as Quantity/Base number*100

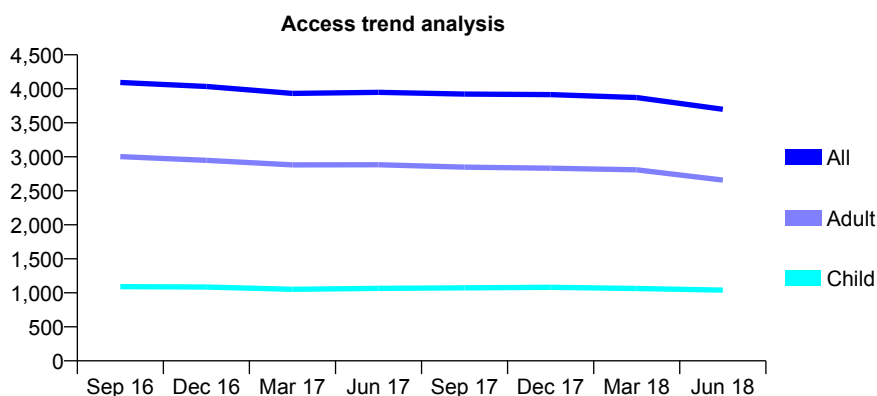
Q61 - Vital Signs At a Glance Contract Report for 949892/0001 - June 2018

Name or company name	MR KC SHAH
Contract type name	GDS Contract
Purpose of contract	General
Contract start date	21/07/2010
Contract end date	

18/19 Contracted general activity (UDA)	8,870
Carry forward general activity (UDA)	0
18/19 Contracted orthodontic activity (UOA)	0
Carry forward orthodontic activity (UOA)	0
Baseline contract value	£208,558.79

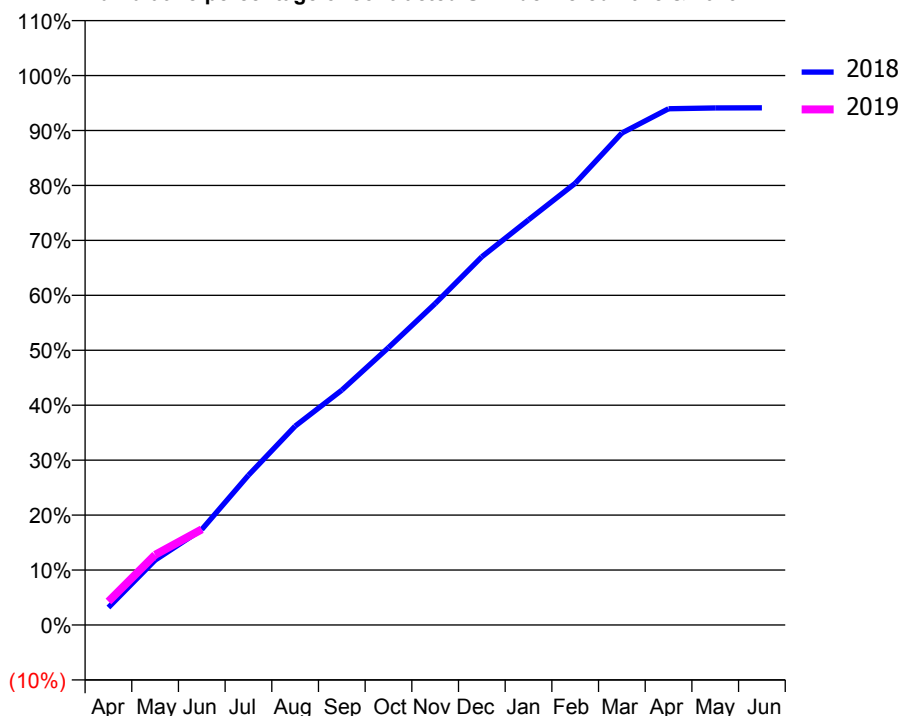
ACCESS*

Patients seen in 24 months	Total	Change since previous quarter
Quarter ending June 2017	3,948	
Quarter ending September 2017	3,922	→
Quarter ending December 2017	3,914	→
Quarter ending March 2018	3,871	↓
Quarter ending June 2018	3,699	↓
Variance since June 2017	(6.3%)	↓



ACTIVITY

Cumulative percentage of contracted UDA delivered 2018 & 2019



Adjusted Scheduled Activity (UDA)

Month	2018	2019
April	283	381
May	1,047	1,132
June	1,543	1,544
July	2,418	
August	3,210	
September	3,793	
October	4,478	
November	5,189	
December	5,945	
January	6,540	
February	7,131	
March	7,942	
April	8,333	
May	8,347	
June	8,349	

QUALITY

	Quantity	Base Number	Contract	AT	Region	England
% of FP17s for the same patient ID Re-attending within 3 months - Children	30	325	9.2%	10.5%	11.5%	11.5%
% of FP17s for the same patient ID Re-attending within 3 months - Adults	109	669	16.3%	15.7%	16.6%	15.4%
% of FP17s for the same patient ID Re-attending between 3 & 9 months - Children	142	325	43.7%	44.8%	48.8%	58.9%
% of FP17s for the same patient ID Re-attending between 3 & 9 months - Adults	224	669	33.5%	37.3%	39.3%	51.6%
% of FP17s for Band 1 Urgent Courses	125	783	16.0%	10.9%	10.6%	8.9%
% of FP17s Relating to Free Repair or Replacements	4	783	0.5%	0.5%	0.5%	0.8%
% of FP17s Relating to Continuations	0	783	0.0%	0.7%	0.7%	0.9%
% of Patients satisfied with the dentistry they have received	5	5	N/A	91.0%	90.4%	93.2%
% of Patients satisfied with the time they had to wait for an appointment	4	5	N/A	83.8%	85.3%	88.8%

* This is based on patients treated on this contract for their most recent course of treatment. Figures in italics indicate the base number of FP17s or Patient Questionnaire responses are less than 100. N/A is shown where the base number of responses is less than 10 during the period. % is calculated as Quantity/Base number*100

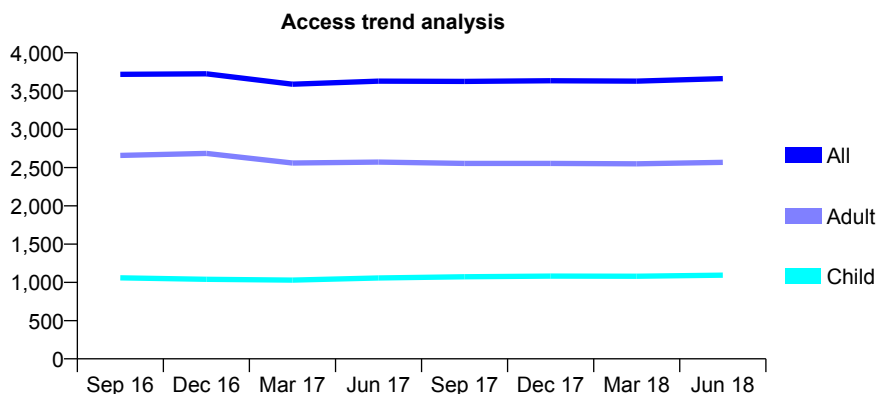
Q61 - Vital Signs At a Glance Contract Report for 954314/0001 - June 2018

Name or company name	Shraddha Innani
Contract type name	GDS Contract
Purpose of contract	General
Contract start date	01/04/2006
Contract end date	

18/19 Contracted general activity (UDA)	10,835
Carry forward general activity (UDA)	0
18/19 Contracted orthodontic activity (UOA)	0
Carry forward orthodontic activity (UOA)	0
Baseline contract value	£312,546.74

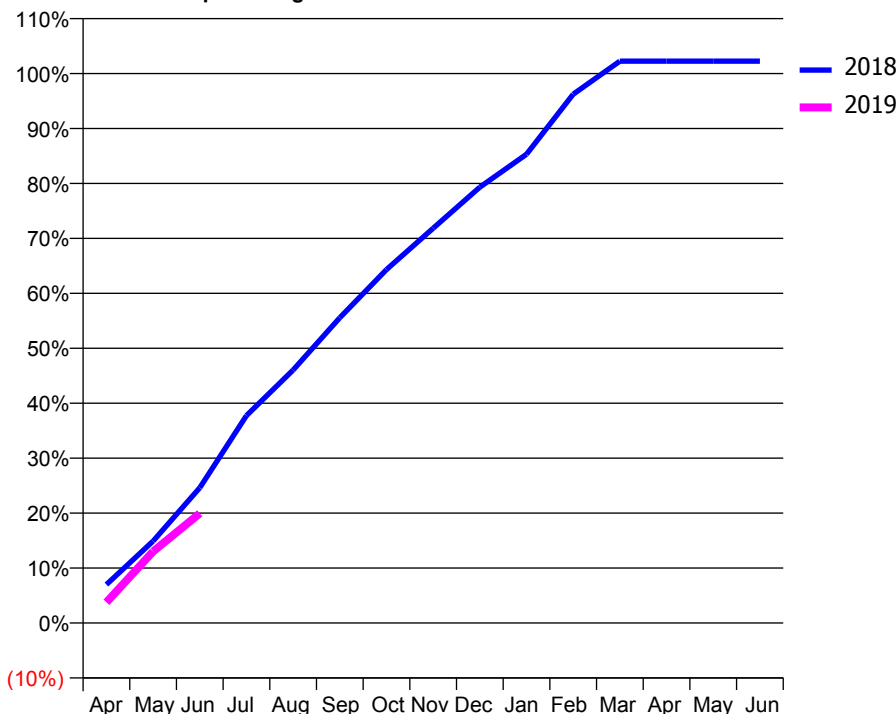
ACCESS*

Patients seen in 24 months	Total	Change since previous quarter
Quarter ending June 2017	3,629	
Quarter ending September 2017	3,627	→
Quarter ending December 2017	3,635	→
Quarter ending March 2018	3,629	→
Quarter ending June 2018	3,663	→
Variance since June 2017	0.9%	→



ACTIVITY

Cumulative percentage of contracted UDA delivered 2018 & 2019



Adjusted Scheduled Activity (UDA)

Month	2018	2019
April	758	410
May	1,617	1,410
June	2,667	2,164
July	4,090	
August	4,989	
September	6,020	
October	6,970	
November	7,784	
December	8,593	
January	9,244	
February	10,426	
March	11,078	
April	11,078	
May	11,078	
June	11,078	

QUALITY

	Quantity	Base Number	Contract	AT	Region	England
% of FP17s for the same patient ID Re-attending within 3 months - Children	11	300	3.7%	10.5%	11.5%	11.5%
% of FP17s for the same patient ID Re-attending within 3 months - Adults	44	566	7.8%	15.7%	16.6%	15.4%
% of FP17s for the same patient ID Re-attending between 3 & 9 months - Children	158	300	52.7%	44.8%	48.8%	58.9%
% of FP17s for the same patient ID Re-attending between 3 & 9 months - Adults	230	566	40.6%	37.3%	39.3%	51.6%
% of FP17s for Band 1 Urgent Courses	108	866	12.5%	10.9%	10.6%	8.9%
% of FP17s Relating to Free Repair or Replacements	4	866	0.5%	0.5%	0.5%	0.8%
% of FP17s Relating to Continuations	1	866	0.1%	0.7%	0.7%	0.9%
% of Patients satisfied with the dentistry they have received	2	2	N/A	91.0%	90.4%	93.2%
% of Patients satisfied with the time they had to wait for an appointment	2	2	N/A	83.8%	85.3%	88.8%

* This is based on patients treated on this contract for their most recent course of treatment. Figures in italics indicate the base number of FP17s or Patient Questionnaire responses are less than 100. N/A is shown where the base number of responses is less than 10 during the period. % is calculated as Quantity/Base number*100

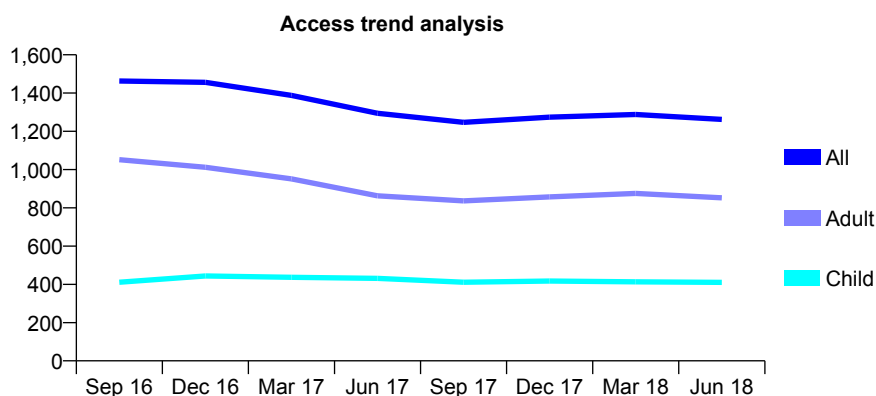
Q61 - Vital Signs At a Glance Contract Report for 964328/0001 - June 2018

Name or company name	MISS FA RAMJOHN
Contract type name	GDS Contract
Purpose of contract	General
Contract start date	01/11/2011
Contract end date	

18/19 Contracted general activity (UDA)	4,344
Carry forward general activity (UDA)	0
18/19 Contracted orthodontic activity (UOA)	0
Carry forward orthodontic activity (UOA)	0
Baseline contract value	£124,710.24

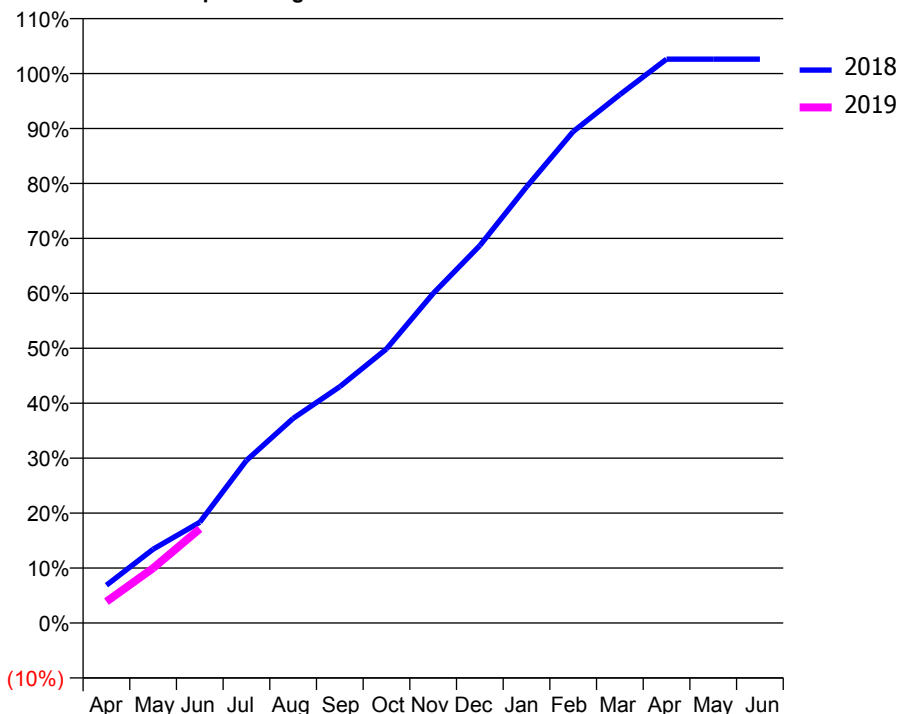
ACCESS*

Patients seen in 24 months	Total	Change since previous quarter
Quarter ending June 2017	1,294	
Quarter ending September 2017	1,247	↓
Quarter ending December 2017	1,274	↑
Quarter ending March 2018	1,288	→
Quarter ending June 2018	1,262	↓
Variance since June 2017	(2.5%)	↓



ACTIVITY

Cumulative percentage of contracted UDA delivered 2018 & 2019



Month	Adjusted Scheduled Activity (UDA)	
	2018	2019
April	299	170
May	584	434
June	796	745
July	1,286	
August	1,617	
September	1,868	
October	2,167	
November	2,606	
December	2,984	
January	3,448	
February	3,885	
March	4,177	
April	4,458	
May	4,458	
June	4,458	

QUALITY

	Quantity	Base Number	Contract	AT	Region	England
% of FP17s for the same patient ID Re-attending within 3 months - Children	3	155	1.9%	10.5%	11.5%	11.5%
% of FP17s for the same patient ID Re-attending within 3 months - Adults	28	212	13.2%	15.7%	16.6%	15.4%
% of FP17s for the same patient ID Re-attending between 3 & 9 months - Children	102	155	65.8%	44.8%	48.8%	58.9%
% of FP17s for the same patient ID Re-attending between 3 & 9 months - Adults	102	212	48.1%	37.3%	39.3%	51.6%
% of FP17s for Band 1 Urgent Courses	6	260	2.3%	10.9%	10.6%	8.9%
% of FP17s Relating to Free Repair or Replacements	1	260	0.4%	0.5%	0.5%	0.8%
% of FP17s Relating to Continuations	2	260	0.8%	0.7%	0.7%	0.9%
% of Patients satisfied with the dentistry they have received	0	0	N/A	91.0%	90.4%	93.2%
% of Patients satisfied with the time they had to wait for an appointment	0	0	N/A	83.8%	85.3%	88.8%

* This is based on patients treated on this contract for their most recent course of treatment. Figures in italics indicate the base number of FP17s or Patient Questionnaire responses are less than 100. N/A is shown where the base number of responses is less than 10 during the period. % is calculated as Quantity/Base number*100

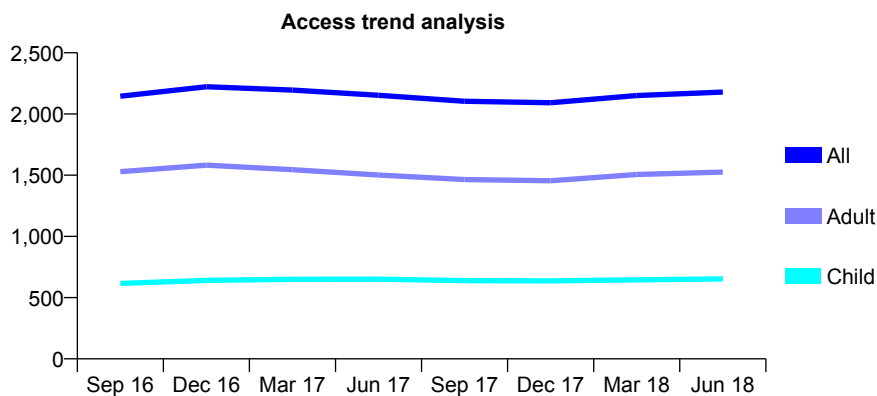
Q61 - Vital Signs At a Glance Contract Report for 999237/0001 - June 2018

Name or company name	MRS JM TALIB
Contract type name	GDS Contract
Purpose of contract	General
Contract start date	01/04/2006
Contract end date	

18/19 Contracted general activity (UDA)	7,248
Carry forward general activity (UDA)	0
18/19 Contracted orthodontic activity (UOA)	0
Carry forward orthodontic activity (UOA)	0
Baseline contract value	£232,586.31

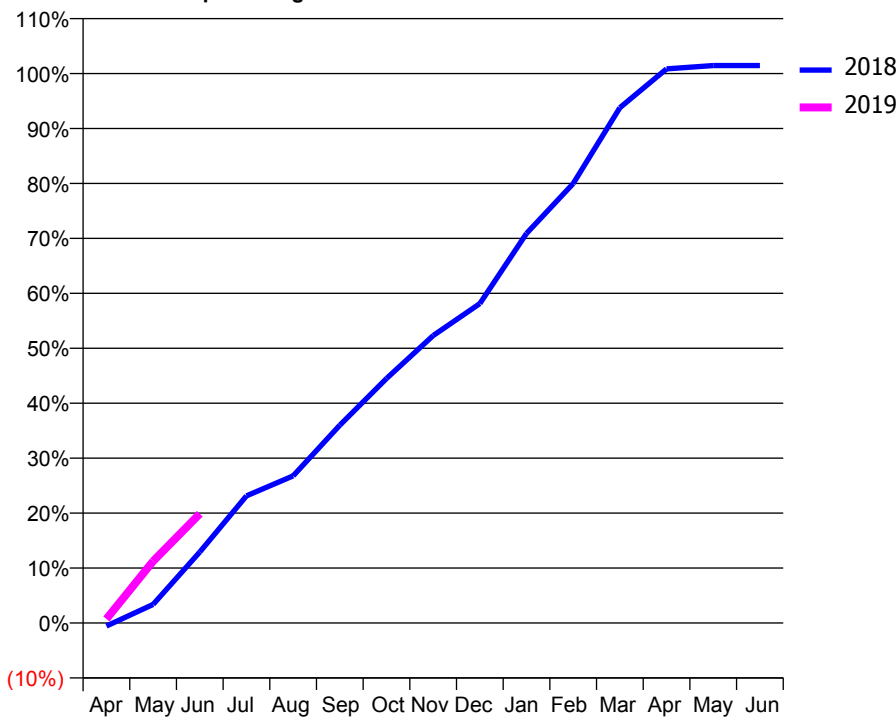
ACCESS*

Patients seen in 24 months	Total	Change since previous quarter
Quarter ending June 2017	2,153	
Quarter ending September 2017	2,104	↓
Quarter ending December 2017	2,092	→
Quarter ending March 2018	2,151	↑
Quarter ending June 2018	2,179	→
Variance since June 2017	1.2%	→



ACTIVITY

Cumulative percentage of contracted UDA delivered 2018 & 2019



Adjusted Scheduled Activity (UDA)

Month	2018	2019
April	-42	54
May	245	816
June	936	1,442
July	1,677	
August	1,941	
September	2,610	
October	3,224	
November	3,791	
December	4,213	
January	5,138	
February	5,796	
March	6,798	
April	7,308	
May	7,353	
June	7,353	

QUALITY

	Quantity	Base Number	Contract	AT	Region	England
% of FP17s for the same patient ID Re-attending within 3 months - Children	28	180	15.6%	10.5%	11.5%	11.5%
% of FP17s for the same patient ID Re-attending within 3 months - Adults	77	404	19.1%	15.7%	16.6%	15.4%
% of FP17s for the same patient ID Re-attending between 3 & 9 months - Children	62	180	34.4%	44.8%	48.8%	58.9%
% of FP17s for the same patient ID Re-attending between 3 & 9 months - Adults	96	404	23.8%	37.3%	39.3%	51.6%
% of FP17s for Band 1 Urgent Courses	46	401	11.5%	10.9%	10.6%	8.9%
% of FP17s Relating to Free Repair or Replacements	1	401	0.2%	0.5%	0.5%	0.8%
% of FP17s Relating to Continuations	3	401	0.7%	0.7%	0.7%	0.9%
% of Patients satisfied with the dentistry they have received	4	4	N/A	91.0%	90.4%	93.2%
% of Patients satisfied with the time they had to wait for an appointment	4	4	N/A	83.8%	85.3%	88.8%

* This is based on patients treated on this contract for their most recent course of treatment. Figures in italics indicate the base number of FP17s or Patient Questionnaire responses are less than 100. N/A is shown where the base number of responses is less than 10 during the period. % is calculated as Quantity/Base number*100

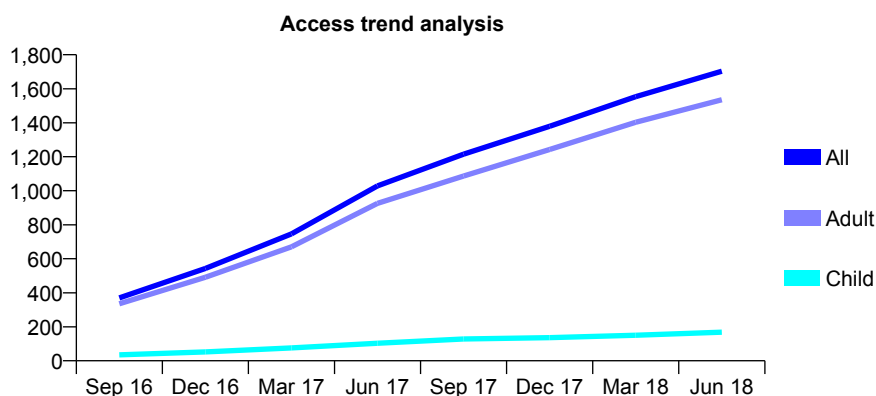
Q62 - Vital Signs At a Glance Contract Report for 100171/0000 - June 2018

Name or company name	MR AH GHAURI
Contract type name	PDS Contract
Purpose of contract	General
Contract start date	01/06/2016
Contract end date	31/05/2021

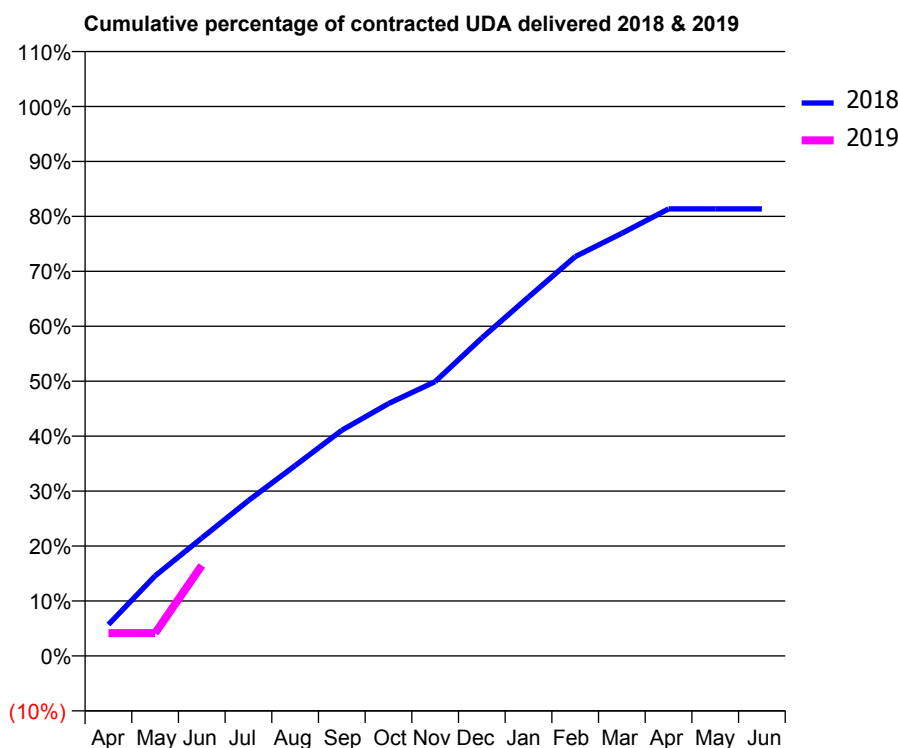
18/19 Contracted general activity (UDA)	3,211
Carry forward general activity (UDA)	0
18/19 Contracted orthodontic activity (UOA)	0
Carry forward orthodontic activity (UOA)	0
Baseline contract value	£162,360.04

ACCESS*

Patients seen in 24 months	Total	Change since previous quarter
Quarter ending June 2017	1,029	
Quarter ending September 2017	1,215	↑
Quarter ending December 2017	1,379	↑
Quarter ending March 2018	1,553	↑
Quarter ending June 2018	1,703	↑
Variance since June 2017	65.5%	↑



ACTIVITY



Month	Adjusted Scheduled Activity (UDA)	
	2018	2019
April	184	134
May	468	134
June	689	529
July	908	
August	1,113	
September	1,319	
October	1,475	
November	1,603	
December	1,858	
January	2,097	
February	2,333	
March	2,470	
April	2,613	
May	2,613	
June	2,613	

QUALITY

	Quantity	Base Number	Contract	AT	Region	England
% of FP17s for the same patient ID Re-attending within 3 months - Children	0	81	0.0%	9.9%	11.5%	11.5%
% of FP17s for the same patient ID Re-attending within 3 months - Adults	7	479	1.5%	15.7%	16.6%	15.4%
% of FP17s for the same patient ID Re-attending between 3 & 9 months - Children	0	81	0.0%	48.8%	48.8%	58.9%
% of FP17s for the same patient ID Re-attending between 3 & 9 months - Adults	6	479	1.3%	38.6%	39.3%	51.6%
% of FP17s for Band 1 Urgent Courses	435	440	98.9%	11.0%	10.6%	8.9%
% of FP17s Relating to Free Repair or Replacements	0	440	0.0%	0.5%	0.5%	0.8%
% of FP17s Relating to Continuations	0	440	0.0%	0.5%	0.7%	0.9%
% of Patients satisfied with the dentistry they have received	0	0	N/A	88.4%	90.4%	93.2%
% of Patients satisfied with the time they had to wait for an appointment	0	0	N/A	83.8%	85.3%	88.8%

* This is based on patients treated on this contract for their most recent course of treatment. Figures in italics indicate the base number of FP17s or Patient Questionnaire responses are less than 100. N/A is shown where the base number of responses is less than 10 during the period. % is calculated as Quantity/Base number*100

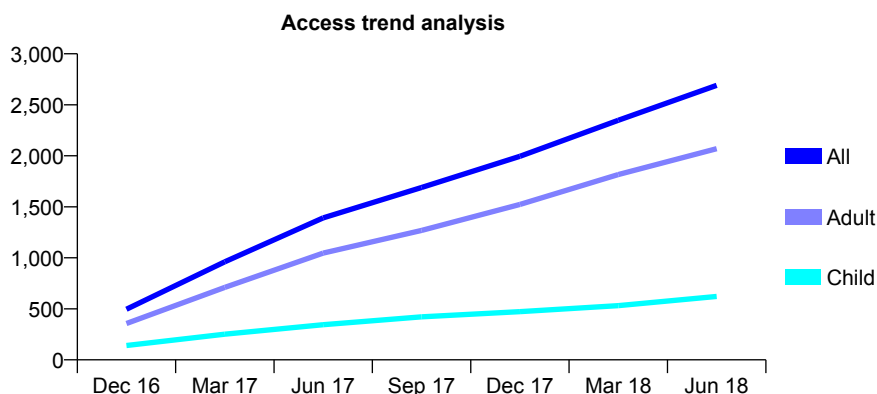
Q62 - Vital Signs At a Glance Contract Report for 100217/0000 - June 2018

Name or company name	Dentistry for You
Contract type name	PDS Plus Contract
Purpose of contract	General
Contract start date	01/10/2016
Contract end date	30/09/2024

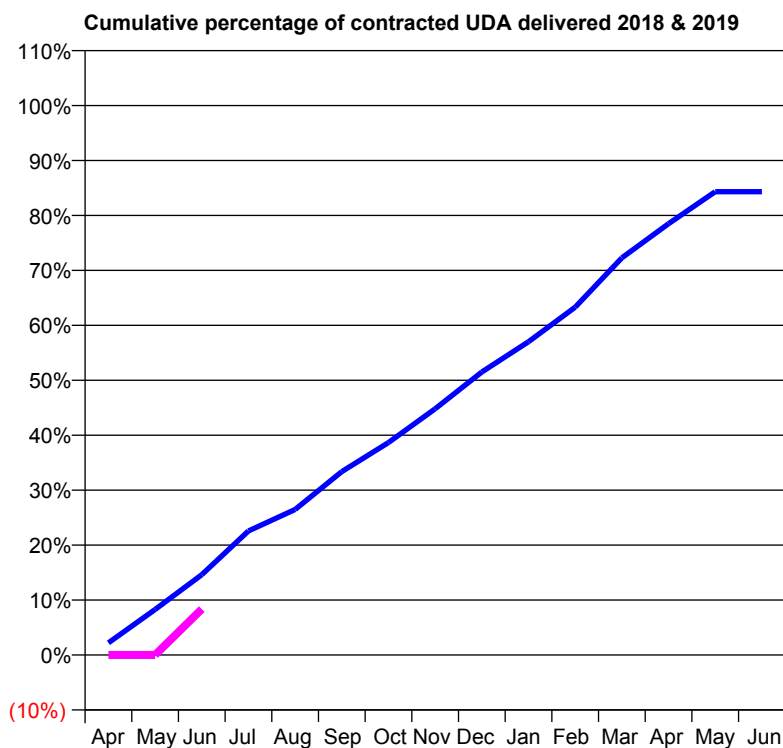
18/19 Contracted general activity (UDA)	14,000
Carry forward general activity (UDA)	0
18/19 Contracted orthodontic activity (UOA)	0
Carry forward orthodontic activity (UOA)	0
Baseline contract value	£245,000.00

ACCESS*

Patients seen in 24 months	Total	Change since previous quarter
Quarter ending June 2017	1,392	
Quarter ending September 2017	1,689	↑
Quarter ending December 2017	1,996	↑
Quarter ending March 2018	2,348	↑
Quarter ending June 2018	2,691	↑
Variance since June 2017	93.3%	↑



ACTIVITY



Month	Adjusted Scheduled Activity (UDA)	
	2018	2019
April	247	0
May	927	2
June	1,638	1,172
July	2,529	
August	2,967	
September	3,740	
October	4,332	
November	5,019	
December	5,770	
January	6,386	
February	7,089	
March	8,095	
April	8,790	
May	9,442	
June	9,444	

QUALITY

	Quantity	Base Number	Contract	AT	Region	England
% of FP17s for the same patient ID Re-attending within 3 months - Children	40	274	14.6%	9.9%	11.5%	11.5%
% of FP17s for the same patient ID Re-attending within 3 months - Adults	175	789	22.2%	15.7%	16.6%	15.4%
% of FP17s for the same patient ID Re-attending between 3 & 9 months - Children	113	274	41.2%	48.8%	48.8%	58.9%
% of FP17s for the same patient ID Re-attending between 3 & 9 months - Adults	230	789	29.2%	38.6%	39.3%	51.6%
% of FP17s for Band 1 Urgent Courses	94	475	19.8%	11.0%	10.6%	8.9%
% of FP17s Relating to Free Repair or Replacements	2	475	0.4%	0.5%	0.5%	0.8%
% of FP17s Relating to Continuations	7	475	1.5%	0.5%	0.7%	0.9%
% of Patients satisfied with the dentistry they have received	0	0	N/A	88.4%	90.4%	93.2%
% of Patients satisfied with the time they had to wait for an appointment	0	0	N/A	83.8%	85.3%	88.8%

* This is based on patients treated on this contract for their most recent course of treatment. Figures in italics indicate the base number of FP17s or Patient Questionnaire responses are less than 100. N/A is shown where the base number of responses is less than 10 during the period. % is calculated as Quantity/Base number*100

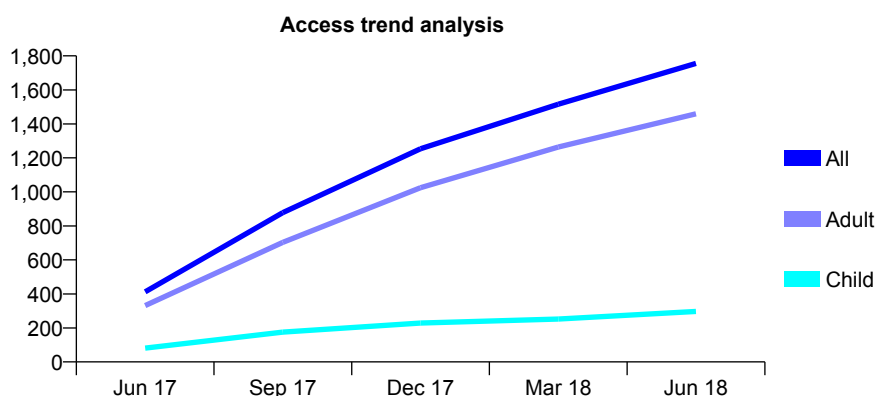
Q62 - Vital Signs At a Glance Contract Report for 100358/0000 - June 2018

Name or company name	Mrs M Parekh & Dr V Patel & Dr. J. Parekh
Contract type name	GDS Contract
Purpose of contract	General
Contract start date	01/04/2017
Contract end date	

18/19 Contracted general activity (UDA)	7,263
Carry forward general activity (UDA)	0
18/19 Contracted orthodontic activity (UOA)	0
Carry forward orthodontic activity (UOA)	0
Baseline contract value	£198,058.06

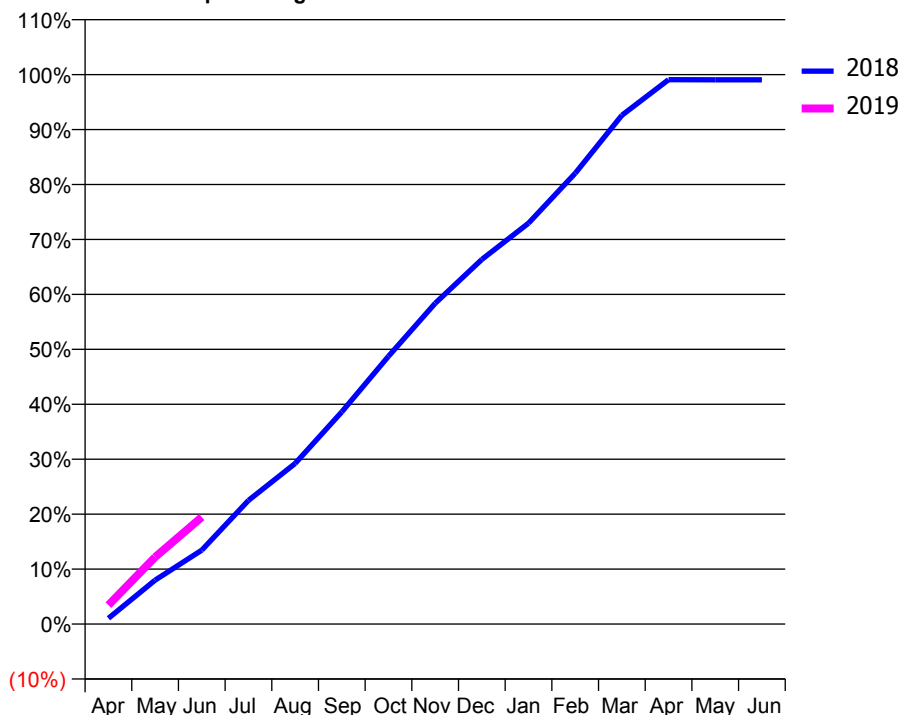
ACCESS*

Patients seen in 24 months	Total	Change since previous quarter
Quarter ending June 2017	412	
Quarter ending September 2017	878	↑
Quarter ending December 2017	1,254	↑
Quarter ending March 2018	1,516	↑
Quarter ending June 2018	1,756	↑
Variance since June 2017	326.2%	↑



ACTIVITY

Cumulative percentage of contracted UDA delivered 2018 & 2019



Adjusted Scheduled Activity (UDA)

Month	2018	2019
April	77	251
May	589	886
June	993	1,414
July	1,660	
August	2,155	
September	2,848	
October	3,595	
November	4,305	
December	4,894	
January	5,382	
February	6,051	
March	6,830	
April	7,307	
May	7,306	
June	7,306	

QUALITY

	Quantity	Base Number	Contract	AT	Region	England
% of FP17s for the same patient ID Re-attending within 3 months - Children	6	102	5.9%	9.9%	11.5%	11.5%
% of FP17s for the same patient ID Re-attending within 3 months - Adults	79	477	16.6%	15.7%	16.6%	15.4%
% of FP17s for the same patient ID Re-attending between 3 & 9 months - Children	41	102	40.2%	48.8%	48.8%	58.9%
% of FP17s for the same patient ID Re-attending between 3 & 9 months - Adults	162	477	34.0%	38.6%	39.3%	51.6%
% of FP17s for Band 1 Urgent Courses	98	478	20.5%	11.0%	10.6%	8.9%
% of FP17s Relating to Free Repair or Replacements	1	478	0.2%	0.5%	0.5%	0.8%
% of FP17s Relating to Continuations	0	478	0.0%	0.5%	0.7%	0.9%
% of Patients satisfied with the dentistry they have received	0	0	N/A	88.4%	90.4%	93.2%
% of Patients satisfied with the time they had to wait for an appointment	0	0	N/A	83.8%	85.3%	88.8%

* This is based on patients treated on this contract for their most recent course of treatment. Figures in italics indicate the base number of FP17s or Patient Questionnaire responses are less than 100. N/A is shown where the base number of responses is less than 10 during the period. % is calculated as Quantity/Base number*100

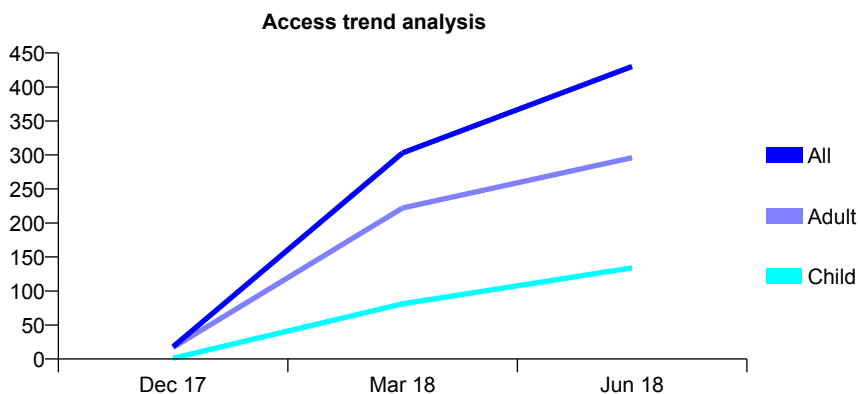
Q62 - Vital Signs At a Glance Contract Report for 100485/0000 - June 2018

Name or company name	MR SN CHANDE
Contract type name	GDS Contract
Purpose of contract	General
Contract start date	01/11/2017
Contract end date	

18/19 Contracted general activity (UDA)	3,000
Carry forward general activity (UDA)	0
18/19 Contracted orthodontic activity (UOA)	0
Carry forward orthodontic activity (UOA)	0
Baseline contract value	£80,059.62

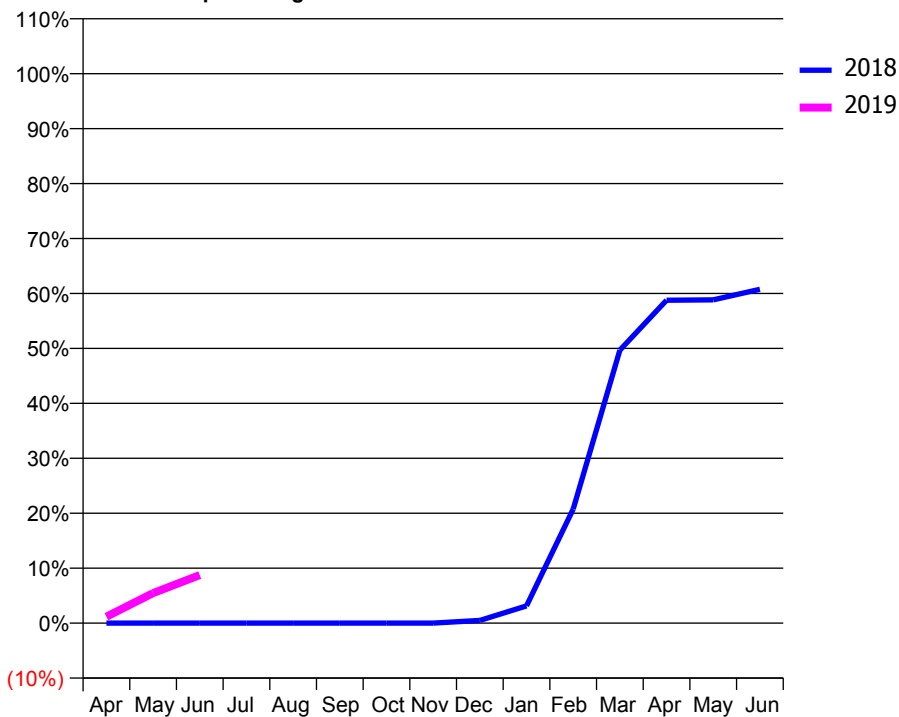
ACCESS*

Patients seen in 24 months	Total	Change since previous quarter
Quarter ending June 2017	0	
Quarter ending September 2017	0	
Quarter ending December 2017	18	↑
Quarter ending March 2018	303	↑
Quarter ending June 2018	430	↑
Variance since June 2017	N/A	



ACTIVITY

Cumulative percentage of contracted UDA delivered 2018 & 2019



Adjusted Scheduled Activity (UDA)

Month	2018	2019
April	0	35
May	0	164
June	0	262
July	0	
August	0	
September	0	
October	0	
November	0	
December	6	
January	39	
February	260	
March	621	
April	734	
May	735	
June	759	

QUALITY

	Quantity	Base Number	Contract	AT	Region	England
% of FP17s for the same patient ID Re-attending within 3 months - Children	0	54	0.0%	9.9%	11.5%	11.5%
% of FP17s for the same patient ID Re-attending within 3 months - Adults	6	123	4.9%	15.7%	16.6%	15.4%
% of FP17s for the same patient ID Re-attending between 3 & 9 months - Children	0	54	0.0%	48.8%	48.8%	58.9%
% of FP17s for the same patient ID Re-attending between 3 & 9 months - Adults	1	123	0.8%	38.6%	39.3%	51.6%
% of FP17s for Band 1 Urgent Courses	7	107	6.5%	11.0%	10.6%	8.9%
% of FP17s Relating to Free Repair or Replacements	0	107	0.0%	0.5%	0.5%	0.8%
% of FP17s Relating to Continuations	1	107	0.9%	0.5%	0.7%	0.9%
% of Patients satisfied with the dentistry they have received	0	0	N/A	88.4%	90.4%	93.2%
% of Patients satisfied with the time they had to wait for an appointment	0	0	N/A	83.8%	85.3%	88.8%

* This is based on patients treated on this contract for their most recent course of treatment. Figures in italics indicate the base number of FP17s or Patient Questionnaire responses are less than 100. N/A is shown where the base number of responses is less than 10 during the period. % is calculated as Quantity/Base number*100

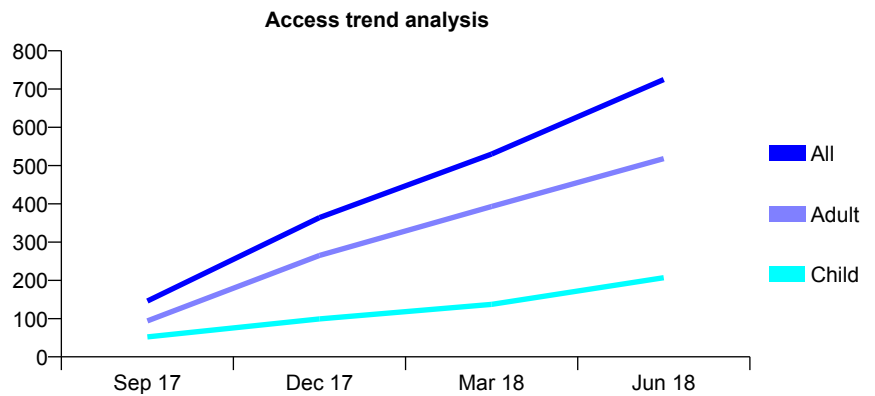
Q62 - Vital Signs At a Glance Contract Report for 100488/0000 - June 2018

Name or company name	MISS S NAGHIBI
Contract type name	GDS Contract
Purpose of contract	General
Contract start date	01/08/2017
Contract end date	

18/19 Contracted general activity (UDA)	6,000
Carry forward general activity (UDA)	0
18/19 Contracted orthodontic activity (UOA)	0
Carry forward orthodontic activity (UOA)	0
Baseline contract value	£155,267.15

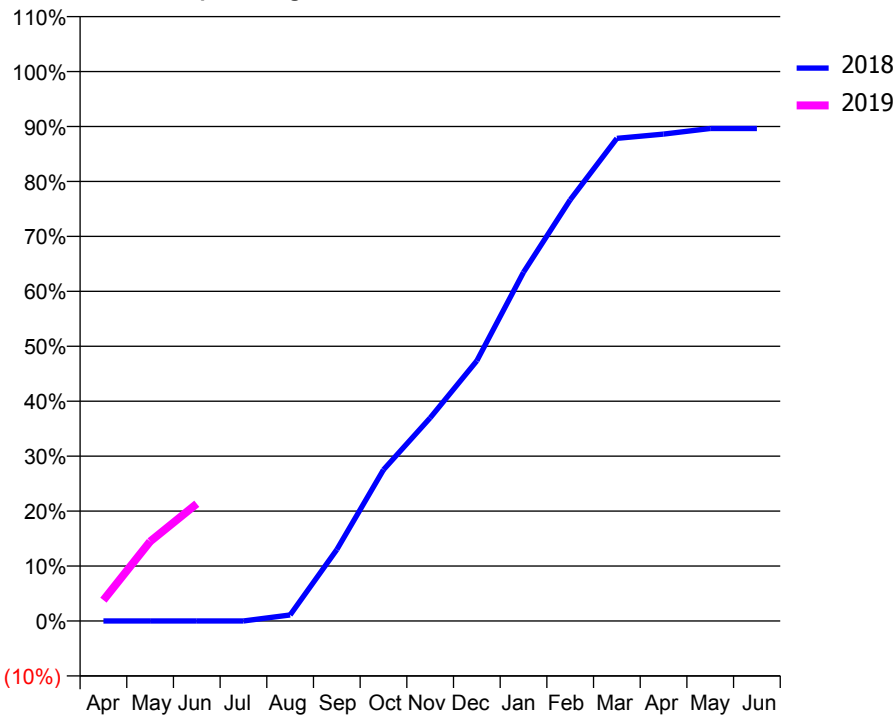
ACCESS*

Patients seen in 24 months	Total	Change since previous quarter
Quarter ending June 2017	0	
Quarter ending September 2017	146	↑
Quarter ending December 2017	364	↑
Quarter ending March 2018	530	↑
Quarter ending June 2018	725	↑
Variance since June 2017	N/A	



ACTIVITY

Cumulative percentage of contracted UDA delivered 2018 & 2019



Month	Adjusted Scheduled Activity (UDA)	
	2018	2019
April	0	228
May	0	869
June	0	1,281
July	0	
August	44	
September	519	
October	1,101	
November	1,478	
December	1,895	
January	2,539	
February	3,066	
March	3,513	
April	3,544	
May	3,585	
June	3,585	

QUALITY

	Quantity	Base Number	Contract	AT	Region	England
% of FP17s for the same patient ID Re-attending within 3 months - Children	1	106	0.9%	9.9%	11.5%	11.5%
% of FP17s for the same patient ID Re-attending within 3 months - Adults	4	179	2.2%	15.7%	16.6%	15.4%
% of FP17s for the same patient ID Re-attending between 3 & 9 months - Children	30	106	28.3%	48.8%	48.8%	58.9%
% of FP17s for the same patient ID Re-attending between 3 & 9 months - Adults	38	179	21.2%	38.6%	39.3%	51.6%
% of FP17s for Band 1 Urgent Courses	1	263	0.4%	11.0%	10.6%	8.9%
% of FP17s Relating to Free Repair or Replacements	2	263	0.8%	0.5%	0.5%	0.8%
% of FP17s Relating to Continuations	0	263	0.0%	0.5%	0.7%	0.9%
% of Patients satisfied with the dentistry they have received	0	0	N/A	88.4%	90.4%	93.2%
% of Patients satisfied with the time they had to wait for an appointment	0	0	N/A	83.8%	85.3%	88.8%

* This is based on patients treated on this contract for their most recent course of treatment. Figures in italics indicate the base number of FP17s or Patient Questionnaire responses are less than 100. N/A is shown where the base number of responses is less than 10 during the period. % is calculated as Quantity/Base number*100

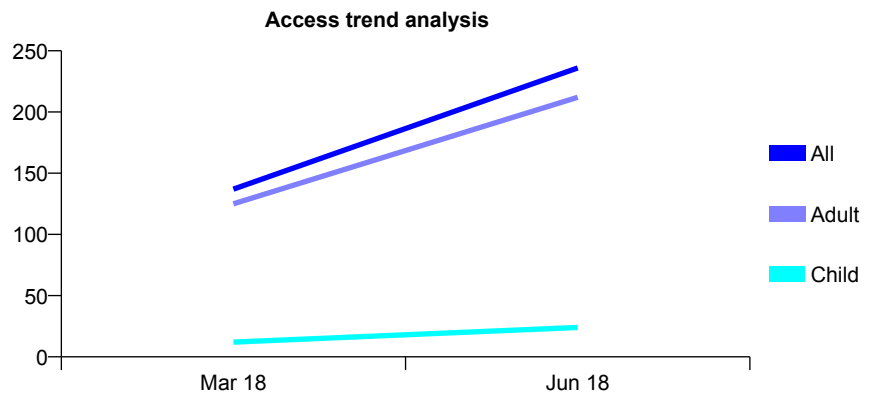
Q62 - Vital Signs At a Glance Contract Report for 100552/0000 - June 2018

Name or company name	MR HS MAUDUDI
Contract type name	PDS Contract
Purpose of contract	General
Contract start date	01/12/2017
Contract end date	31/03/2022

18/19 Contracted general activity (UDA)	1,332
Carry forward general activity (UDA)	0
18/19 Contracted orthodontic activity (UOA)	0
Carry forward orthodontic activity (UOA)	0
Baseline contract value	£96,061.20

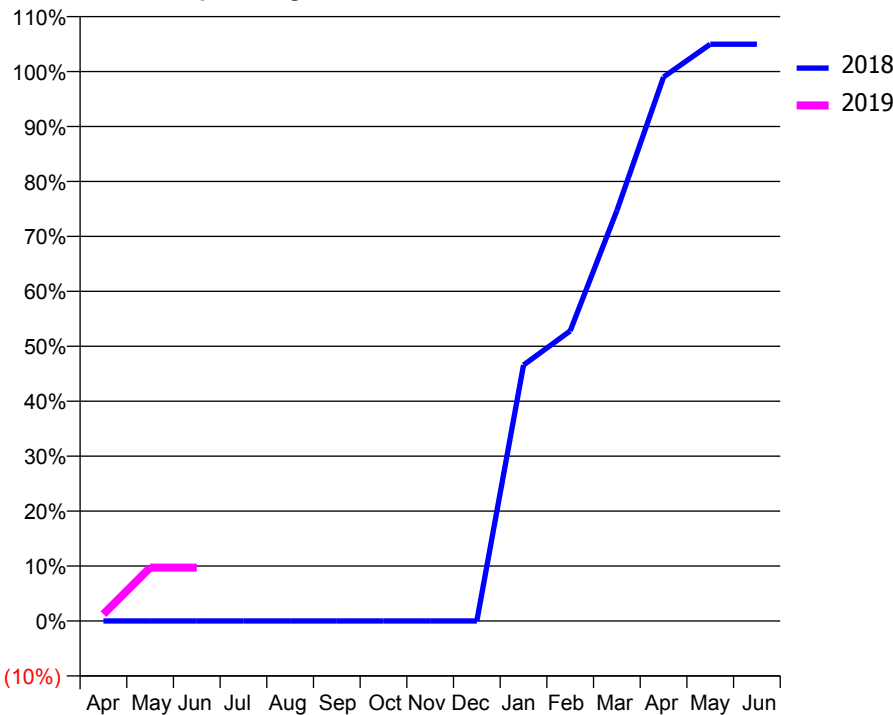
ACCESS*

Patients seen in 24 months	Total	Change since previous quarter
Quarter ending June 2017	0	
Quarter ending September 2017	0	
Quarter ending December 2017	0	
Quarter ending March 2018	137	
Quarter ending June 2018	236	↑
Variance since June 2017	N/A	



ACTIVITY

Cumulative percentage of contracted UDA delivered 2018 & 2019



Month	Adjusted Scheduled Activity (UDA)	
	2018	2019
April	0	17
May	0	130
June	0	130
July	0	
August	0	
September	0	
October	0	
November	0	
December	0	
January	207	
February	234	
March	332	
April	440	
May	466	
June	466	

QUALITY

	Quantity	Base Number	Contract	AT	Region	England
% of FP17s for the same patient ID Re-attending within 3 months - Children	0	39	0.0%	9.9%	11.5%	11.5%
% of FP17s for the same patient ID Re-attending within 3 months - Adults	1	182	0.5%	15.7%	16.6%	15.4%
% of FP17s for the same patient ID Re-attending between 3 & 9 months - Children	0	39	0.0%	48.8%	48.8%	58.9%
% of FP17s for the same patient ID Re-attending between 3 & 9 months - Adults	1	182	0.5%	38.6%	39.3%	51.6%
% of FP17s for Band 1 Urgent Courses	108	108	100.0%	11.0%	10.6%	8.9%
% of FP17s Relating to Free Repair or Replacements	0	108	0.0%	0.5%	0.5%	0.8%
% of FP17s Relating to Continuations	0	108	0.0%	0.5%	0.7%	0.9%
% of Patients satisfied with the dentistry they have received	0	0	N/A	88.4%	90.4%	93.2%
% of Patients satisfied with the time they had to wait for an appointment	0	0	N/A	83.8%	85.3%	88.8%

* This is based on patients treated on this contract for their most recent course of treatment. Figures in italics indicate the base number of FP17s or Patient Questionnaire responses are less than 100. N/A is shown where the base number of responses is less than 10 during the period. % is calculated as Quantity/Base number*100

Q62 - Vital Signs At a Glance Contract Report for 100603/0000 - June 2018


Name or company name	MR HM PATEL
Contract type name	GDS Contract
Purpose of contract	General
Contract start date	01/04/2018
Contract end date	

18/19 Contracted general activity (UDA)	7,000
Carry forward general activity (UDA)	0
18/19 Contracted orthodontic activity (UOA)	0
Carry forward orthodontic activity (UOA)	0
Baseline contract value	£175,371.92

ACCESS*

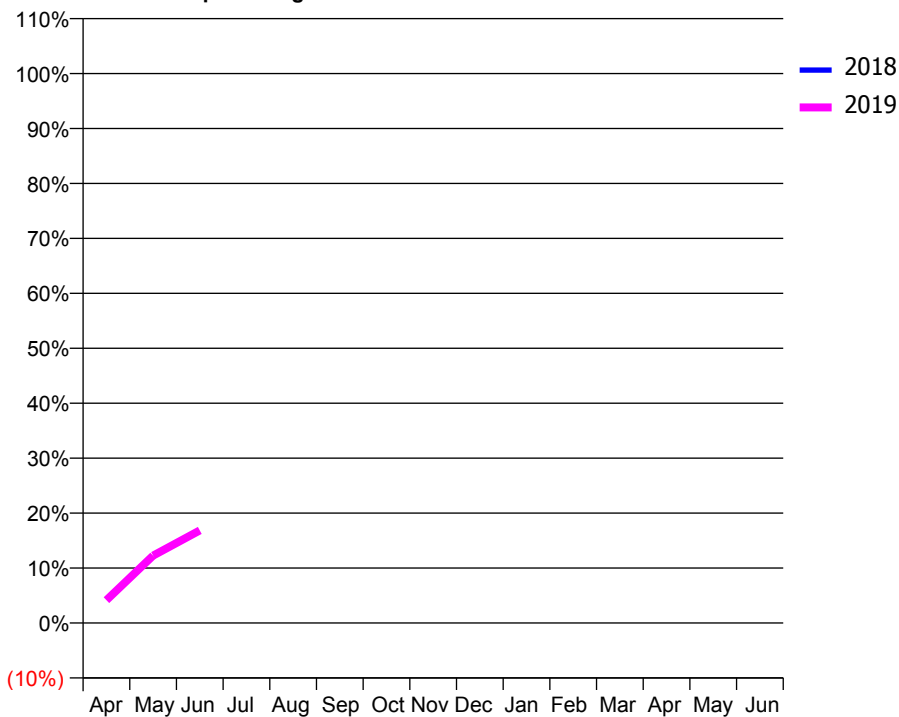
Patients seen in 24 months	Total	Change since previous quarter
Quarter ending June 2017	0	
Quarter ending September 2017	0	
Quarter ending December 2017	0	
Quarter ending March 2018	0	
Quarter ending June 2018	662	↑
Variance since June 2017	N/A	

Access trend analysis



ACTIVITY

Cumulative percentage of contracted UDA delivered 2018 & 2019



Adjusted Scheduled Activity (UDA)

Month	2018	2019
April	0	292
May	0	858
June	0	1,180
July	0	
August	0	
September	0	
October	0	
November	0	
December	0	
January	0	
February	0	
March	0	
April	0	
May	0	
June	0	

QUALITY

	Quantity	Base Number	Contract	AT	Region	England
% of FP17s for the same patient ID Re-attending within 3 months - Children	1	168	0.6%	9.9%	11.5%	11.5%
% of FP17s for the same patient ID Re-attending within 3 months - Adults	12	439	2.7%	15.7%	16.6%	15.4%
% of FP17s for the same patient ID Re-attending between 3 & 9 months - Children	0	168	0.0%	48.8%	48.8%	58.9%
% of FP17s for the same patient ID Re-attending between 3 & 9 months - Adults	0	439	0.0%	38.6%	39.3%	51.6%
% of FP17s for Band 1 Urgent Courses	73	607	12.0%	11.0%	10.6%	8.9%
% of FP17s Relating to Free Repair or Replacements	1	607	0.2%	0.5%	0.5%	0.8%
% of FP17s Relating to Continuations	3	607	0.5%	0.5%	0.7%	0.9%
% of Patients satisfied with the dentistry they have received	0	0	N/A	88.4%	90.4%	93.2%
% of Patients satisfied with the time they had to wait for an appointment	0	0	N/A	83.8%	85.3%	88.8%

* This is based on patients treated on this contract for their most recent course of treatment. Figures in italics indicate the base number of FP17s or Patient Questionnaire responses are less than 100. N/A is shown where the base number of responses is less than 10 during the period. % is calculated as Quantity/Base number*100

Q62 - Vital Signs At a Glance Contract Report for 100634/0000 - June 2018


Name or company name	MR PU SHAH
Contract type name	GDS Contract
Purpose of contract	General
Contract start date	01/04/2018
Contract end date	

18/19 Contracted general activity (UDA)	3,000
Carry forward general activity (UDA)	0
18/19 Contracted orthodontic activity (UOA)	0
Carry forward orthodontic activity (UOA)	0
Baseline contract value	£74,368.55

ACCESS*

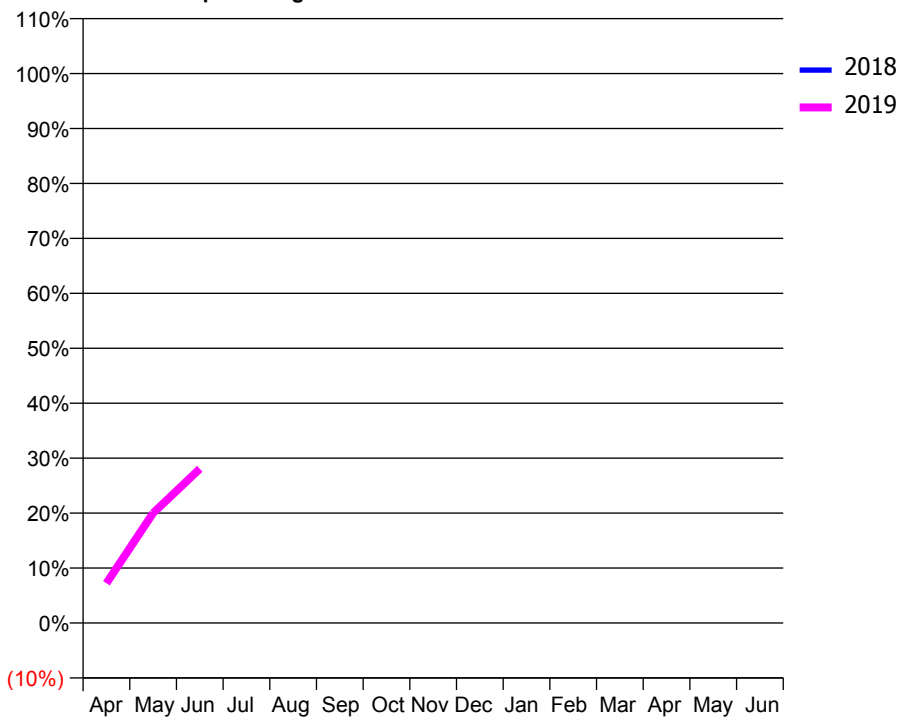
Patients seen in 24 months	Total	Change since previous quarter
Quarter ending June 2017	0	
Quarter ending September 2017	0	
Quarter ending December 2017	0	
Quarter ending March 2018	0	
Quarter ending June 2018	278	↑
Variance since June 2017	N/A	

Access trend analysis



ACTIVITY

Cumulative percentage of contracted UDA delivered 2018 & 2019



Adjusted Scheduled Activity (UDA)

Month	2018	2019
April	0	217
May	0	600
June	0	842
July	0	
August	0	
September	0	
October	0	
November	0	
December	0	
January	0	
February	0	
March	0	
April	0	
May	0	
June	0	

QUALITY

	Quantity	Base Number	Contract	AT	Region	England
% of FP17s for the same patient ID Re-attending within 3 months - Children	1	118	0.8%	9.9%	11.5%	11.5%
% of FP17s for the same patient ID Re-attending within 3 months - Adults	6	151	4.0%	15.7%	16.6%	15.4%
% of FP17s for the same patient ID Re-attending between 3 & 9 months - Children	0	118	0.0%	48.8%	48.8%	58.9%
% of FP17s for the same patient ID Re-attending between 3 & 9 months - Adults	0	151	0.0%	38.6%	39.3%	51.6%
% of FP17s for Band 1 Urgent Courses	36	269	13.4%	11.0%	10.6%	8.9%
% of FP17s Relating to Free Repair or Replacements	0	269	0.0%	0.5%	0.5%	0.8%
% of FP17s Relating to Continuations	0	269	0.0%	0.5%	0.7%	0.9%
% of Patients satisfied with the dentistry they have received	0	0	N/A	88.4%	90.4%	93.2%
% of Patients satisfied with the time they had to wait for an appointment	0	0	N/A	83.8%	85.3%	88.8%

* This is based on patients treated on this contract for their most recent course of treatment. Figures in italics indicate the base number of FP17s or Patient Questionnaire responses are less than 100. N/A is shown where the base number of responses is less than 10 during the period. % is calculated as Quantity/Base number*100

Q62 - Vital Signs At a Glance Contract Report for 100651/0000 - June 2018


Name or company name	Mrs R Szasz & Miss E Szasz
Contract type name	GDS Contract
Purpose of contract	General
Contract start date	01/04/2018
Contract end date	

18/19 Contracted general activity (UDA)	7,500
Carry forward general activity (UDA)	0
18/19 Contracted orthodontic activity (UOA)	0
Carry forward orthodontic activity (UOA)	0
Baseline contract value	£159,913.60

ACCESS*

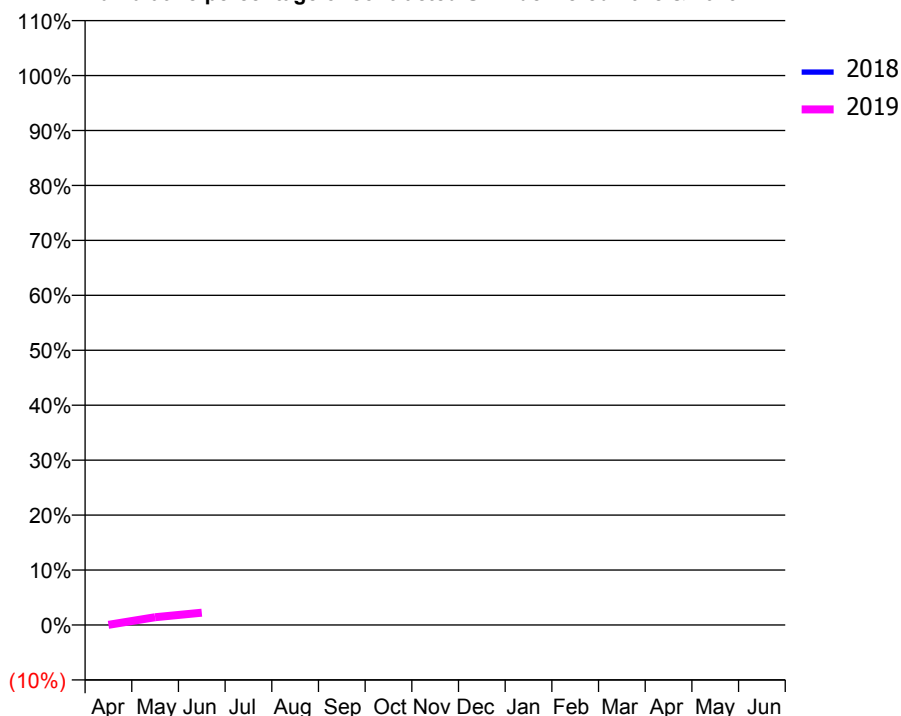
Patients seen in 24 months	Total	Change since previous quarter
Quarter ending June 2017	0	
Quarter ending September 2017	0	
Quarter ending December 2017	0	
Quarter ending March 2018	0	
Quarter ending June 2018	44	↑
Variance since June 2017	N/A	

Access trend analysis



ACTIVITY

Cumulative percentage of contracted UDA delivered 2018 & 2019



Adjusted Scheduled Activity (UDA)

Month	2018	2019
April	0	3
May	0	106
June	0	168
July	0	
August	0	
September	0	
October	0	
November	0	
December	0	
January	0	
February	0	
March	0	
April	0	
May	0	
June	0	

QUALITY

	Quantity	Base Number	Contract	AT	Region	England
% of FP17s for the same patient ID Re-attending within 3 months - Children	0	1	0.0%	9.9%	11.5%	11.5%
% of FP17s for the same patient ID Re-attending within 3 months - Adults	1	51	2.0%	15.7%	16.6%	15.4%
% of FP17s for the same patient ID Re-attending between 3 & 9 months - Children	0	1	0.0%	48.8%	48.8%	58.9%
% of FP17s for the same patient ID Re-attending between 3 & 9 months - Adults	0	51	0.0%	38.6%	39.3%	51.6%
% of FP17s for Band 1 Urgent Courses	17	52	32.7%	11.0%	10.6%	8.9%
% of FP17s Relating to Free Repair or Replacements	0	52	0.0%	0.5%	0.5%	0.8%
% of FP17s Relating to Continuations	4	52	7.7%	0.5%	0.7%	0.9%
% of Patients satisfied with the dentistry they have received	0	0	N/A	88.4%	90.4%	93.2%
% of Patients satisfied with the time they had to wait for an appointment	0	0	N/A	83.8%	85.3%	88.8%

* This is based on patients treated on this contract for their most recent course of treatment. Figures in italics indicate the base number of FP17s or Patient Questionnaire responses are less than 100. N/A is shown where the base number of responses is less than 10 during the period. % is calculated as Quantity/Base number*100

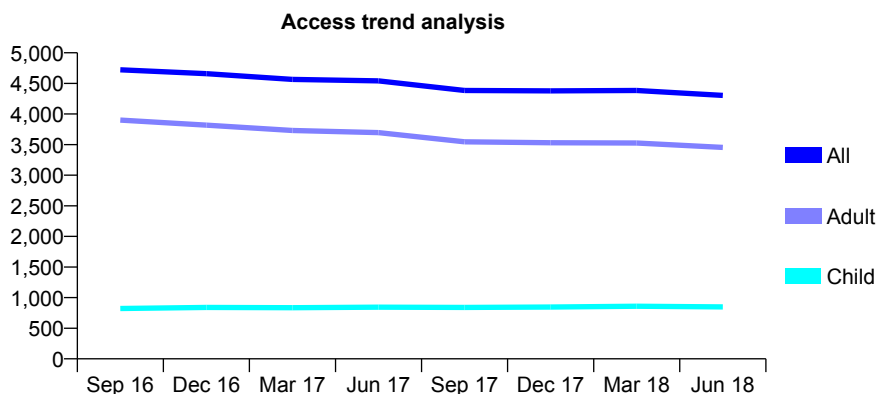
Q62 - Vital Signs At a Glance Contract Report for 101362/0034 - June 2018

Name or company name	Rodericks Dental Limited
Contract type name	GDS Contract
Purpose of contract	General
Contract start date	01/09/2010
Contract end date	

18/19 Contracted general activity (UDA)	14,797
Carry forward general activity (UDA)	0
18/19 Contracted orthodontic activity (UOA)	0
Carry forward orthodontic activity (UOA)	0
Baseline contract value	£414,423.11

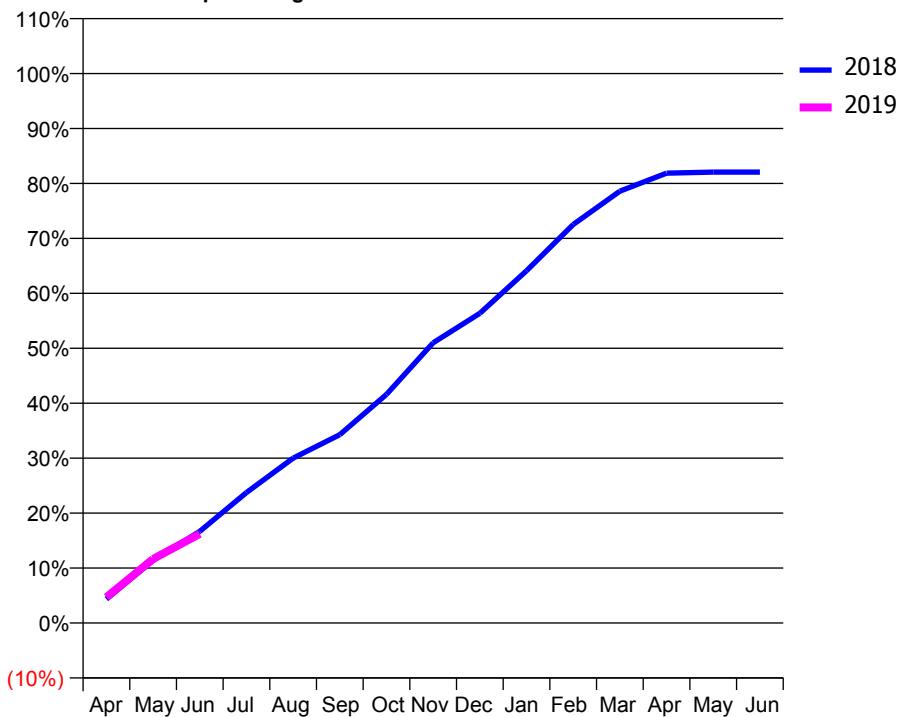
ACCESS*

Patients seen in 24 months	Total	Change since previous quarter
Quarter ending June 2017	4,542	
Quarter ending September 2017	4,385	↓
Quarter ending December 2017	4,377	→
Quarter ending March 2018	4,385	→
Quarter ending June 2018	4,303	↓
Variance since June 2017	(5.3%)	↓



ACTIVITY

Cumulative percentage of contracted UDA delivered 2018 & 2019



Month	Adjusted Scheduled Activity (UDA)	
	2018	2019
April	645	694
May	1,691	1,724
June	2,468	2,400
July	3,514	
August	4,442	
September	5,071	
October	6,156	
November	7,547	
December	8,338	
January	9,486	
February	10,731	
March	11,628	
April	12,113	
May	12,141	
June	12,141	

QUALITY

	Quantity	Base Number	Contract	AT	Region	England
% of FP17s for the same patient ID Re-attending within 3 months - Children	16	264	6.1%	9.9%	11.5%	11.5%
% of FP17s for the same patient ID Re-attending within 3 months - Adults	127	951	13.4%	15.7%	16.6%	15.4%
% of FP17s for the same patient ID Re-attending between 3 & 9 months - Children	146	264	55.3%	48.8%	48.8%	58.9%
% of FP17s for the same patient ID Re-attending between 3 & 9 months - Adults	419	951	44.1%	38.6%	39.3%	51.6%
% of FP17s for Band 1 Urgent Courses	104	1,000	10.4%	11.0%	10.6%	8.9%
% of FP17s Relating to Free Repair or Replacements	4	1,000	0.4%	0.5%	0.5%	0.8%
% of FP17s Relating to Continuations	6	1,000	0.6%	0.5%	0.7%	0.9%
% of Patients satisfied with the dentistry they have received	1	1	N/A	88.4%	90.4%	93.2%
% of Patients satisfied with the time they had to wait for an appointment	1	1	N/A	83.8%	85.3%	88.8%

* This is based on patients treated on this contract for their most recent course of treatment. Figures in italics indicate the base number of FP17s or Patient Questionnaire responses are less than 100. N/A is shown where the base number of responses is less than 10 during the period. % is calculated as Quantity/Base number*100

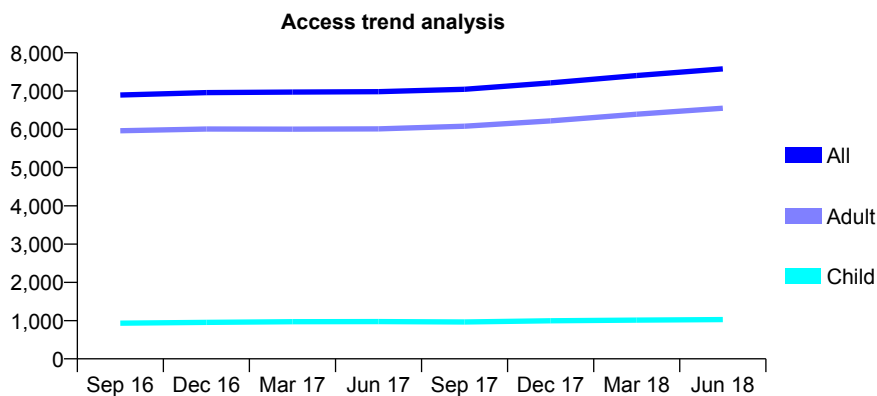
Q62 - Vital Signs At a Glance Contract Report for 101362/0058 - June 2018

Name or company name	Rodericks Dental Limited
Contract type name	GDS Contract
Purpose of contract	General
Contract start date	01/04/2014
Contract end date	

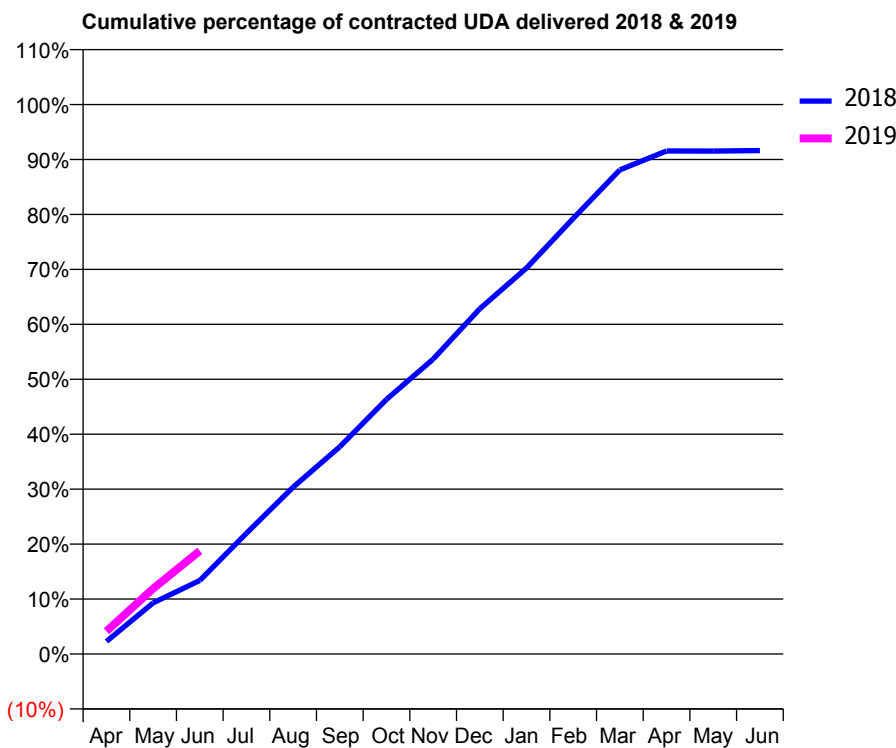
18/19 Contracted general activity (UDA)	22,598
Carry forward general activity (UDA)	0
18/19 Contracted orthodontic activity (UOA)	0
Carry forward orthodontic activity (UOA)	0
Baseline contract value	£563,785.88

ACCESS*

Patients seen in 24 months	Total	Change since previous quarter
Quarter ending June 2017	6,984	
Quarter ending September 2017	7,045	→
Quarter ending December 2017	7,214	↑
Quarter ending March 2018	7,406	↑
Quarter ending June 2018	7,579	↑
Variance since June 2017	8.5%	↑



ACTIVITY



Month	Adjusted Scheduled Activity (UDA)	
	2018	2019
April	519	936
May	2,104	2,688
June	3,024	4,244
July	4,963	
August	6,862	
September	8,523	
October	10,474	
November	12,128	
December	14,201	
January	15,872	
February	17,914	
March	19,911	
April	20,689	
May	20,680	
June	20,703	

QUALITY

	Quantity	Base Number	Contract	AT	Region	England
% of FP17s for the same patient ID Re-attending within 3 months - Children	41	350	11.7%	9.9%	11.5%	11.5%
% of FP17s for the same patient ID Re-attending within 3 months - Adults	271	1,720	15.8%	15.7%	16.6%	15.4%
% of FP17s for the same patient ID Re-attending between 3 & 9 months - Children	170	350	48.6%	48.8%	48.8%	58.9%
% of FP17s for the same patient ID Re-attending between 3 & 9 months - Adults	566	1,720	32.9%	38.6%	39.3%	51.6%
% of FP17s for Band 1 Urgent Courses	222	1,758	12.6%	11.0%	10.6%	8.9%
% of FP17s Relating to Free Repair or Replacements	23	1,758	1.3%	0.5%	0.5%	0.8%
% of FP17s Relating to Continuations	7	1,758	0.4%	0.5%	0.7%	0.9%
% of Patients satisfied with the dentistry they have received	0	2	N/A	88.4%	90.4%	93.2%
% of Patients satisfied with the time they had to wait for an appointment	1	2	N/A	83.8%	85.3%	88.8%

* This is based on patients treated on this contract for their most recent course of treatment. Figures in italics indicate the base number of FP17s or Patient Questionnaire responses are less than 100. N/A is shown where the base number of responses is less than 10 during the period. % is calculated as Quantity/Base number*100

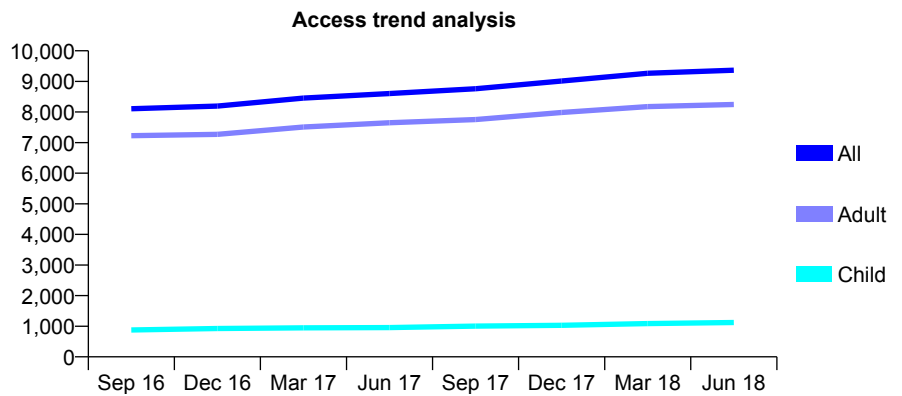
Q62 - Vital Signs At a Glance Contract Report for 101362/0059 - June 2018

Name or company name	Rodericks Dental Limited
Contract type name	GDS Contract
Purpose of contract	General
Contract start date	01/04/2014
Contract end date	

18/19 Contracted general activity (UDA)	22,570
Carry forward general activity (UDA)	0
18/19 Contracted orthodontic activity (UOA)	0
Carry forward orthodontic activity (UOA)	0
Baseline contract value	£538,605.27

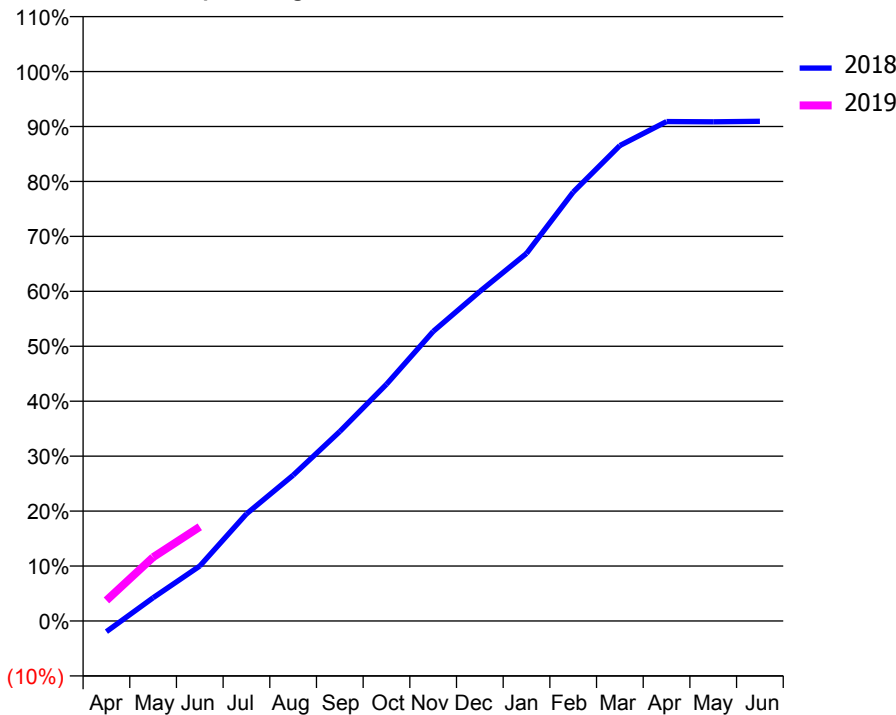
ACCESS*

Patients seen in 24 months	Total	Change since previous quarter
Quarter ending June 2017	8,603	
Quarter ending September 2017	8,759	→
Quarter ending December 2017	9,015	↑
Quarter ending March 2018	9,264	↑
Quarter ending June 2018	9,366	→
Variance since June 2017	8.9%	↑



ACTIVITY

Cumulative percentage of contracted UDA delivered 2018 & 2019



Month	Adjusted Scheduled Activity (UDA)	
	2018	2019
April	-442	849
May	957	2,620
June	2,260	3,867
July	4,402	
August	5,991	
September	7,787	
October	9,727	
November	11,893	
December	13,535	
January	15,098	
February	17,617	
March	19,527	
April	20,514	
May	20,502	
June	20,523	

QUALITY

	Quantity	Base Number	Contract	AT	Region	England
% of FP17s for the same patient ID Re-attending within 3 months - Children	48	399	12.0%	9.9%	11.5%	11.5%
% of FP17s for the same patient ID Re-attending within 3 months - Adults	210	2,118	9.9%	15.7%	16.6%	15.4%
% of FP17s for the same patient ID Re-attending between 3 & 9 months - Children	191	399	47.9%	48.8%	48.8%	58.9%
% of FP17s for the same patient ID Re-attending between 3 & 9 months - Adults	843	2,118	39.8%	38.6%	39.3%	51.6%
% of FP17s for Band 1 Urgent Courses	136	1,874	7.3%	11.0%	10.6%	8.9%
% of FP17s Relating to Free Repair or Replacements	14	1,874	0.7%	0.5%	0.5%	0.8%
% of FP17s Relating to Continuations	10	1,874	0.5%	0.5%	0.7%	0.9%
% of Patients satisfied with the dentistry they have received	5	6	N/A	88.4%	90.4%	93.2%
% of Patients satisfied with the time they had to wait for an appointment	5	6	N/A	83.8%	85.3%	88.8%

* This is based on patients treated on this contract for their most recent course of treatment. Figures in italics indicate the base number of FP17s or Patient Questionnaire responses are less than 100. N/A is shown where the base number of responses is less than 10 during the period. % is calculated as Quantity/Base number*100

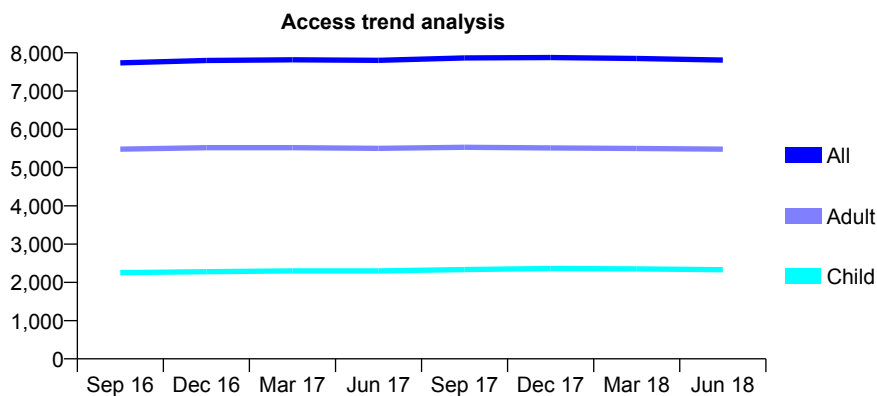
Q62 - Vital Signs At a Glance Contract Report for 101370/0045 - June 2018

Name or company name	Petrie Tucker & Partners Ltd
Contract type name	GDS Contract
Purpose of contract	General and Orthodontic
Contract start date	01/04/2006
Contract end date	

18/19 Contracted general activity (UDA)	19,022
Carry forward general activity (UDA)	0
18/19 Contracted orthodontic activity (UOA)	1,598
Carry forward orthodontic activity (UOA)	0
Baseline contract value	£679,284.54

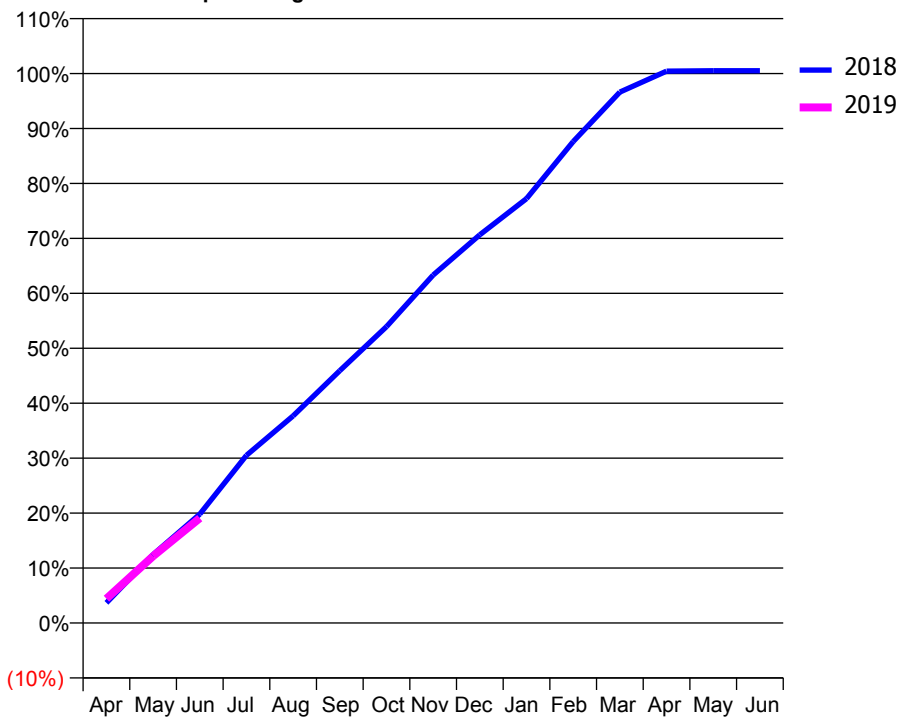
ACCESS*

Patients seen in 24 months	Total	Change since previous quarter
Quarter ending June 2017	7,802	
Quarter ending September 2017	7,866	→
Quarter ending December 2017	7,875	→
Quarter ending March 2018	7,851	→
Quarter ending June 2018	7,811	→
Variance since June 2017	0.1%	→



ACTIVITY

Cumulative percentage of contracted UDA delivered 2018 & 2019



Month	Adjusted Scheduled Activity (UDA)	
	2018	2019
April	699	841
May	2,370	2,315
June	3,770	3,632
July	5,807	
August	7,173	
September	8,734	
October	10,257	
November	12,043	
December	13,442	
January	14,693	
February	16,667	
March	18,380	
April	19,104	
May	19,117	
June	19,118	

QUALITY

	Quantity	Base Number	Contract	AT	Region	England
% of FP17s for the same patient ID Re-attending within 3 months - Children	34	643	5.3%	9.9%	11.5%	11.5%
% of FP17s for the same patient ID Re-attending within 3 months - Adults	94	1,198	7.8%	15.7%	16.6%	15.4%
% of FP17s for the same patient ID Re-attending between 3 & 9 months - Children	292	643	45.4%	48.8%	48.8%	58.9%
% of FP17s for the same patient ID Re-attending between 3 & 9 months - Adults	481	1,198	40.2%	38.6%	39.3%	51.6%
% of FP17s for Band 1 Urgent Courses	68	1,571	4.3%	11.0%	10.6%	8.9%
% of FP17s Relating to Free Repair or Replacements	2	1,571	0.1%	0.5%	0.5%	0.8%
% of FP17s Relating to Continuations	15	1,571	1.0%	0.5%	0.7%	0.9%
% of Patients satisfied with the dentistry they have received	4	4	N/A	88.4%	90.4%	93.2%
% of Patients satisfied with the time they had to wait for an appointment	2	4	N/A	83.8%	85.3%	88.8%

* This is based on patients treated on this contract for their most recent course of treatment. Figures in italics indicate the base number of FP17s or Patient Questionnaire responses are less than 100. N/A is shown where the base number of responses is less than 10 during the period. % is calculated as Quantity/Base number*100

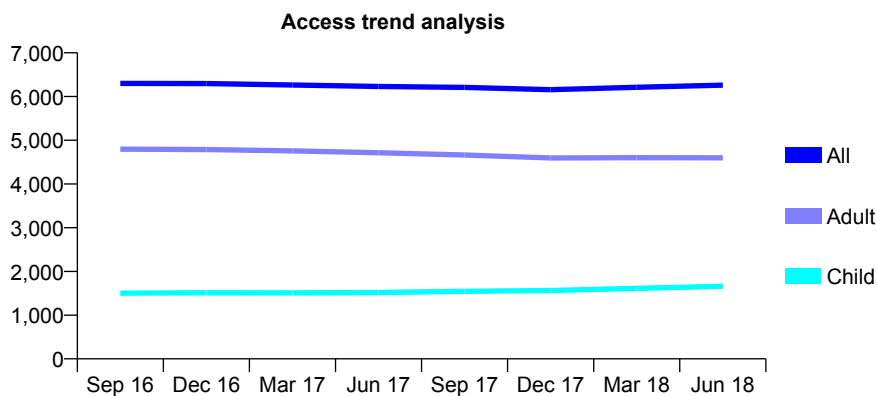
Q62 - Vital Signs At a Glance Contract Report for 101370/0099 - June 2018

Name or company name	Petrie Tucker & Partners Ltd
Contract type name	GDS Contract
Purpose of contract	General
Contract start date	01/04/2007
Contract end date	

18/19 Contracted general activity (UDA)	14,313
Carry forward general activity (UDA)	0
18/19 Contracted orthodontic activity (UOA)	0
Carry forward orthodontic activity (UOA)	0
Baseline contract value	£402,787.25

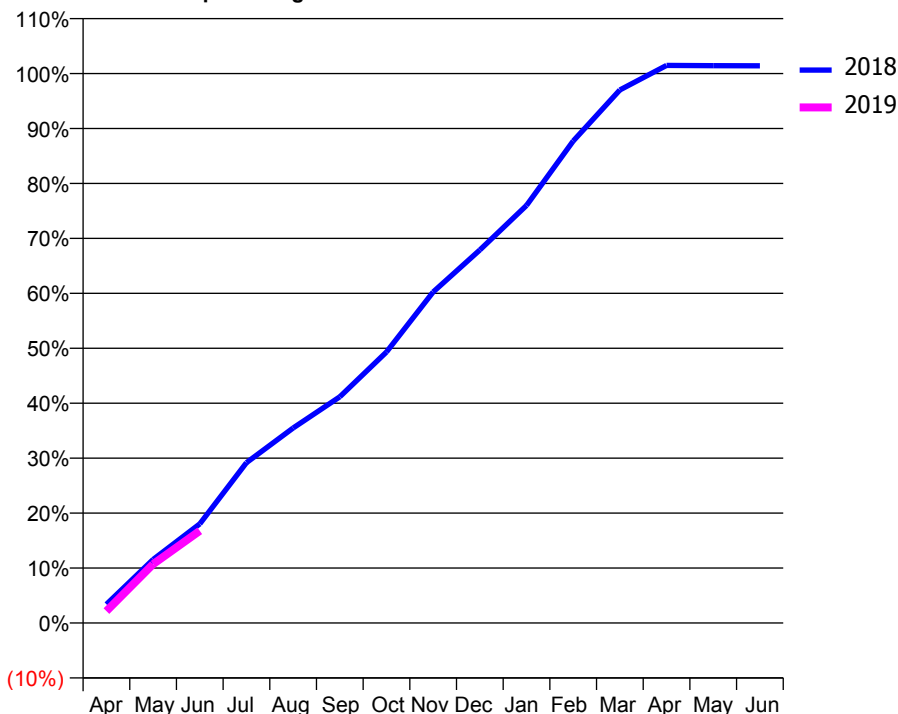
ACCESS*

Patients seen in 24 months	Total	Change since previous quarter
Quarter ending June 2017	6,231	
Quarter ending September 2017	6,208	→
Quarter ending December 2017	6,158	→
Quarter ending March 2018	6,213	→
Quarter ending June 2018	6,259	→
Variance since June 2017	0.4%	→



ACTIVITY

Cumulative percentage of contracted UDA delivered 2018 & 2019



Adjusted Scheduled Activity (UDA)

Month	2018	2019
April	487	311
May	1,656	1,533
June	2,583	2,401
July	4,176	
August	5,079	
September	5,892	
October	7,059	
November	8,623	
December	9,716	
January	10,877	
February	12,555	
March	13,884	
April	14,522	
May	14,516	
June	14,514	

QUALITY

	Quantity	Base Number	Contract	AT	Region	England
% of FP17s for the same patient ID Re-attending within 3 months - Children	10	404	2.5%	9.9%	11.5%	11.5%
% of FP17s for the same patient ID Re-attending within 3 months - Adults	34	868	3.9%	15.7%	16.6%	15.4%
% of FP17s for the same patient ID Re-attending between 3 & 9 months - Children	123	404	30.4%	48.8%	48.8%	58.9%
% of FP17s for the same patient ID Re-attending between 3 & 9 months - Adults	269	868	31.0%	38.6%	39.3%	51.6%
% of FP17s for Band 1 Urgent Courses	72	1,060	6.8%	11.0%	10.6%	8.9%
% of FP17s Relating to Free Repair or Replacements	6	1,060	0.6%	0.5%	0.5%	0.8%
% of FP17s Relating to Continuations	3	1,060	0.3%	0.5%	0.7%	0.9%
% of Patients satisfied with the dentistry they have received	4	6	N/A	88.4%	90.4%	93.2%
% of Patients satisfied with the time they had to wait for an appointment	6	6	N/A	83.8%	85.3%	88.8%

* This is based on patients treated on this contract for their most recent course of treatment. Figures in italics indicate the base number of FP17s or Patient Questionnaire responses are less than 100. N/A is shown where the base number of responses is less than 10 during the period. % is calculated as Quantity/Base number*100

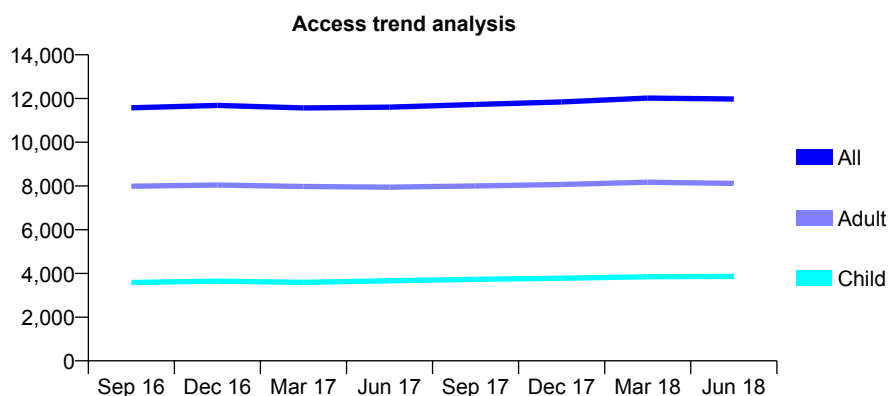
Q62 - Vital Signs At a Glance Contract Report for 101370/0100 - June 2018

Name or company name	Petrie Tucker & Partners Ltd
Contract type name	GDS Contract
Purpose of contract	General
Contract start date	01/04/2007
Contract end date	

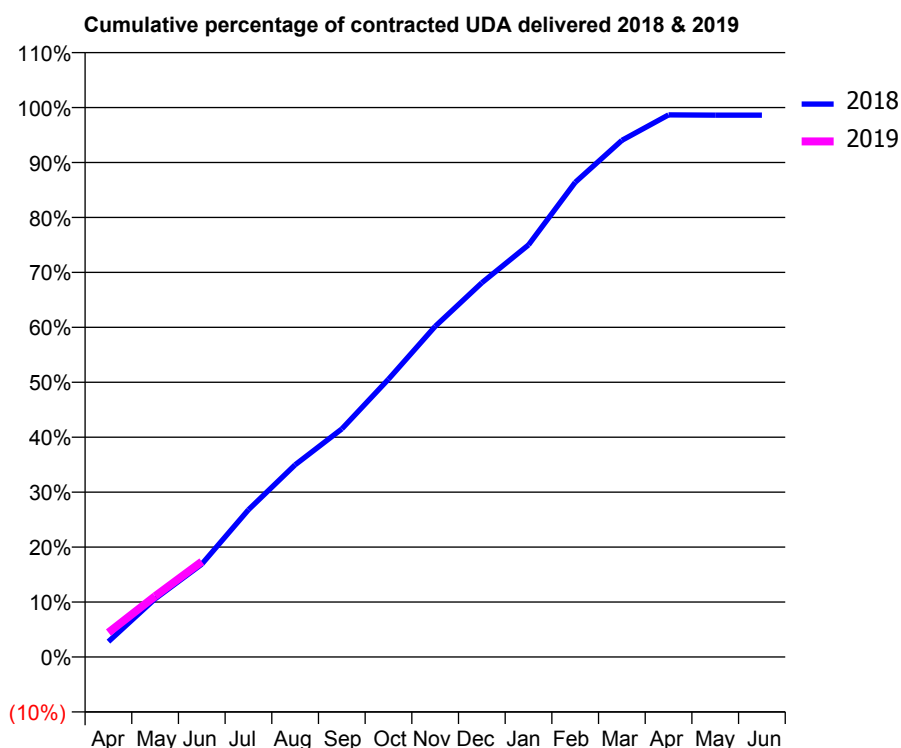
18/19 Contracted general activity (UDA)	30,378
Carry forward general activity (UDA)	0
18/19 Contracted orthodontic activity (UOA)	0
Carry forward orthodontic activity (UOA)	0
Baseline contract value	£756,468.93

ACCESS*

Patients seen in 24 months	Total	Change since previous quarter
Quarter ending June 2017	11,608	
Quarter ending September 2017	11,730	→
Quarter ending December 2017	11,845	→
Quarter ending March 2018	12,018	→
Quarter ending June 2018	11,980	→
Variance since June 2017	3.2%	↑



ACTIVITY



Month	Adjusted Scheduled Activity (UDA)	
	2018	2019
April	854	1,354
May	3,215	3,362
June	5,134	5,276
July	8,143	
August	10,628	
September	12,610	
October	15,359	
November	18,279	
December	20,693	
January	22,785	
February	26,241	
March	28,561	
April	29,969	
May	29,955	
June	29,954	

QUALITY

	Quantity	Base Number	Contract	AT	Region	England
% of FP17s for the same patient ID Re-attending within 3 months - Children	44	1,124	3.9%	9.9%	11.5%	11.5%
% of FP17s for the same patient ID Re-attending within 3 months - Adults	135	1,706	7.9%	15.7%	16.6%	15.4%
% of FP17s for the same patient ID Re-attending between 3 & 9 months - Children	493	1,124	43.9%	48.8%	48.8%	58.9%
% of FP17s for the same patient ID Re-attending between 3 & 9 months - Adults	644	1,706	37.7%	38.6%	39.3%	51.6%
% of FP17s for Band 1 Urgent Courses	48	2,259	2.1%	11.0%	10.6%	8.9%
% of FP17s Relating to Free Repair or Replacements	2	2,259	0.1%	0.5%	0.5%	0.8%
% of FP17s Relating to Continuations	23	2,259	1.0%	0.5%	0.7%	0.9%
% of Patients satisfied with the dentistry they have received	4	5	N/A	88.4%	90.4%	93.2%
% of Patients satisfied with the time they had to wait for an appointment	3	5	N/A	83.8%	85.3%	88.8%

* This is based on patients treated on this contract for their most recent course of treatment. Figures in italics indicate the base number of FP17s or Patient Questionnaire responses are less than 100. N/A is shown where the base number of responses is less than 10 during the period. % is calculated as Quantity/Base number*100

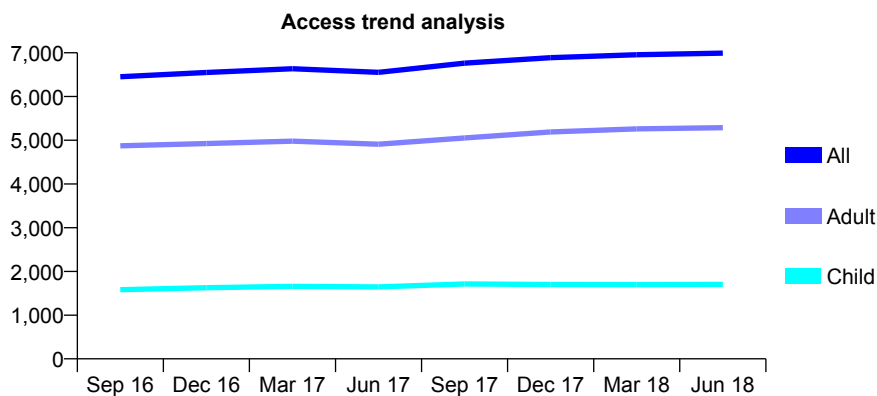
Q62 - Vital Signs At a Glance Contract Report for 101435/0013 - June 2018

Name or company name	IDH Limited
Contract type name	GDS Contract
Purpose of contract	General
Contract start date	01/04/2006
Contract end date	

18/19 Contracted general activity (UDA)	21,930
Carry forward general activity (UDA)	0
18/19 Contracted orthodontic activity (UOA)	0
Carry forward orthodontic activity (UOA)	0
Baseline contract value	£567,799.44

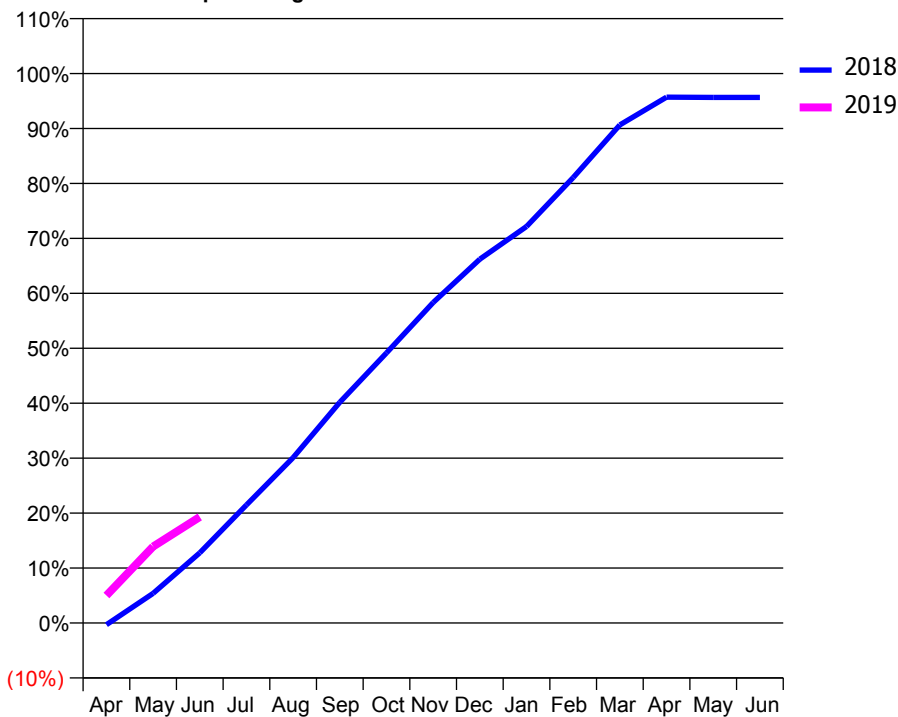
ACCESS*

Patients seen in 24 months	Total	Change since previous quarter
Quarter ending June 2017	6,554	
Quarter ending September 2017	6,765	↑
Quarter ending December 2017	6,890	→
Quarter ending March 2018	6,957	→
Quarter ending June 2018	6,992	→
Variance since June 2017	6.7%	↑



ACTIVITY

Cumulative percentage of contracted UDA delivered 2018 & 2019



Month	Adjusted Scheduled Activity (UDA)	
	2018	2019
April	-70	1,097
May	1,184	3,051
June	2,802	4,234
July	4,714	
August	6,600	
September	8,810	
October	10,780	
November	12,791	
December	14,520	
January	15,822	
February	17,776	
March	19,878	
April	20,986	
May	20,978	
June	20,975	

QUALITY

	Quantity	Base Number	Contract	AT	Region	England
% of FP17s for the same patient ID Re-attending within 3 months - Children	48	456	10.5%	9.9%	11.5%	11.5%
% of FP17s for the same patient ID Re-attending within 3 months - Adults	210	1,381	15.2%	15.7%	16.6%	15.4%
% of FP17s for the same patient ID Re-attending between 3 & 9 months - Children	192	456	42.1%	48.8%	48.8%	58.9%
% of FP17s for the same patient ID Re-attending between 3 & 9 months - Adults	470	1,381	34.0%	38.6%	39.3%	51.6%
% of FP17s for Band 1 Urgent Courses	157	1,546	10.2%	11.0%	10.6%	8.9%
% of FP17s Relating to Free Repair or Replacements	3	1,546	0.2%	0.5%	0.5%	0.8%
% of FP17s Relating to Continuations	25	1,546	1.6%	0.5%	0.7%	0.9%
% of Patients satisfied with the dentistry they have received	6	6	N/A	88.4%	90.4%	93.2%
% of Patients satisfied with the time they had to wait for an appointment	5	6	N/A	83.8%	85.3%	88.8%

* This is based on patients treated on this contract for their most recent course of treatment. Figures in italics indicate the base number of FP17s or Patient Questionnaire responses are less than 100. N/A is shown where the base number of responses is less than 10 during the period. % is calculated as Quantity/Base number*100

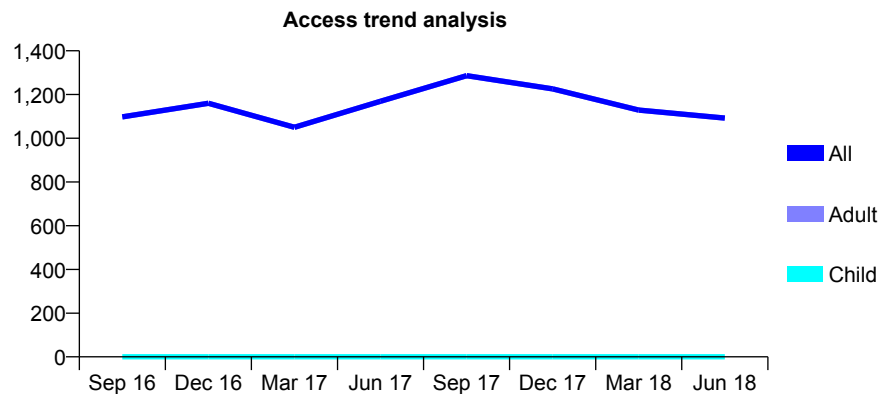
Q62 - Vital Signs At a Glance Contract Report for 102830/0001 - June 2018

Name or company name	Dr G Kataria
Contract type name	PDS Contract
Purpose of contract	General
Contract start date	01/04/2006
Contract end date	31/03/2019

18/19 Contracted general activity (UDA)	2,432
Carry forward general activity (UDA)	0
18/19 Contracted orthodontic activity (UOA)	0
Carry forward orthodontic activity (UOA)	0
Baseline contract value	£104,762.90

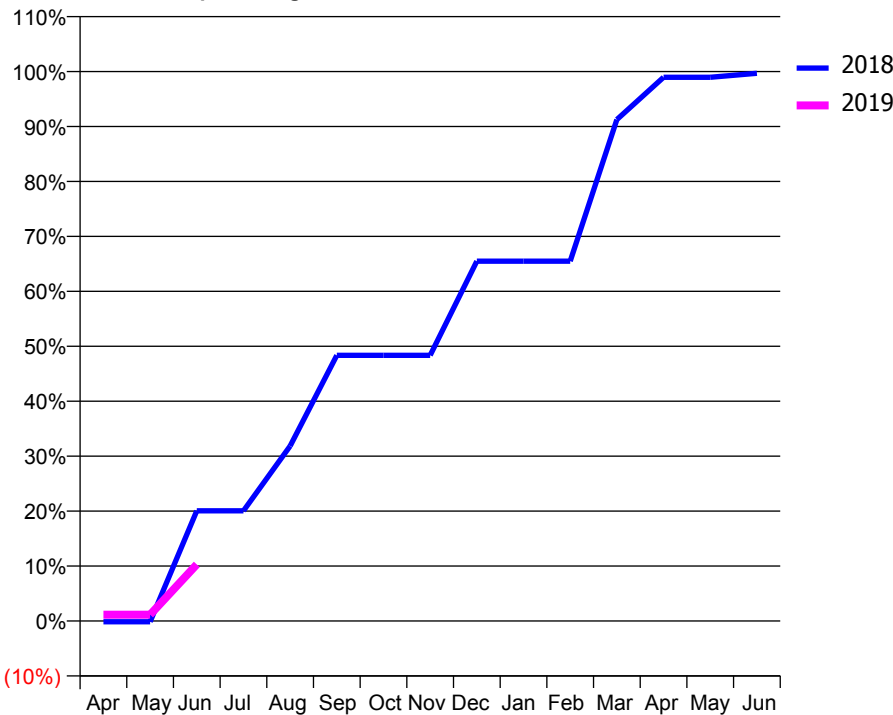
ACCESS*

Patients seen in 24 months	Total	Change since previous quarter
Quarter ending June 2017	1,169	
Quarter ending September 2017	1,286	↑
Quarter ending December 2017	1,226	↓
Quarter ending March 2018	1,129	↓
Quarter ending June 2018	1,092	↓
Variance since June 2017	(6.6%)	↓



ACTIVITY

Cumulative percentage of contracted UDA delivered 2018 & 2019



Month	Adjusted Scheduled Activity (UDA)	
	2018	2019
April	-4	28
May	-4	28
June	488	250
July	488	
August	775	
September	1,176	
October	1,176	
November	1,176	
December	1,593	
January	1,593	
February	1,593	
March	2,219	
April	2,406	
May	2,406	
June	2,424	

QUALITY

	Quantity	Base Number	Contract	AT	Region	England
% of FP17s for the same patient ID Re-attending within 3 months - Children	0	0	N/A	9.9%	11.5%	11.5%
% of FP17s for the same patient ID Re-attending within 3 months - Adults	19	201	9.5%	15.7%	16.6%	15.4%
% of FP17s for the same patient ID Re-attending between 3 & 9 months - Children	0	0	N/A	48.8%	48.8%	58.9%
% of FP17s for the same patient ID Re-attending between 3 & 9 months - Adults	65	201	32.3%	38.6%	39.3%	51.6%
% of FP17s for Band 1 Urgent Courses	7	119	5.9%	11.0%	10.6%	8.9%
% of FP17s Relating to Free Repair or Replacements	0	119	0.0%	0.5%	0.5%	0.8%
% of FP17s Relating to Continuations	0	119	0.0%	0.5%	0.7%	0.9%
% of Patients satisfied with the dentistry they have received	1	2	N/A	88.4%	90.4%	93.2%
% of Patients satisfied with the time they had to wait for an appointment	1	2	N/A	83.8%	85.3%	88.8%

* This is based on patients treated on this contract for their most recent course of treatment. Figures in italics indicate the base number of FP17s or Patient Questionnaire responses are less than 100. N/A is shown where the base number of responses is less than 10 during the period. % is calculated as Quantity/Base number*100

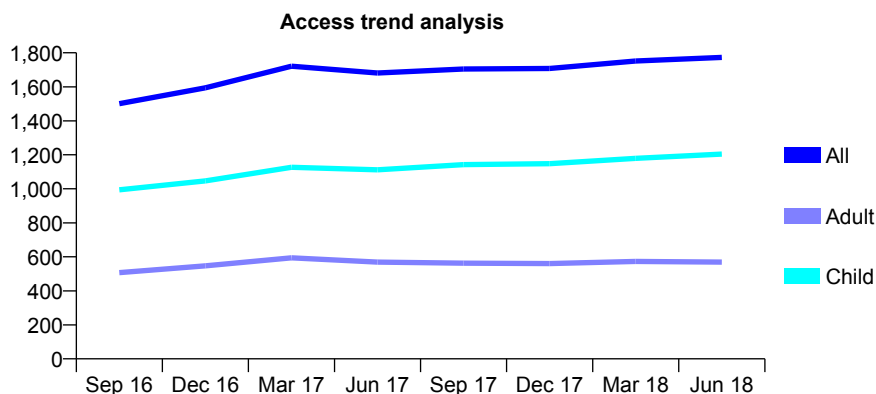
Q62 - Vital Signs At a Glance Contract Report for 106240/0001 - June 2018

Name or company name	Dr T Tikam & Dr S Ramchandani
Contract type name	GDS Contract
Purpose of contract	General
Contract start date	01/04/2015
Contract end date	

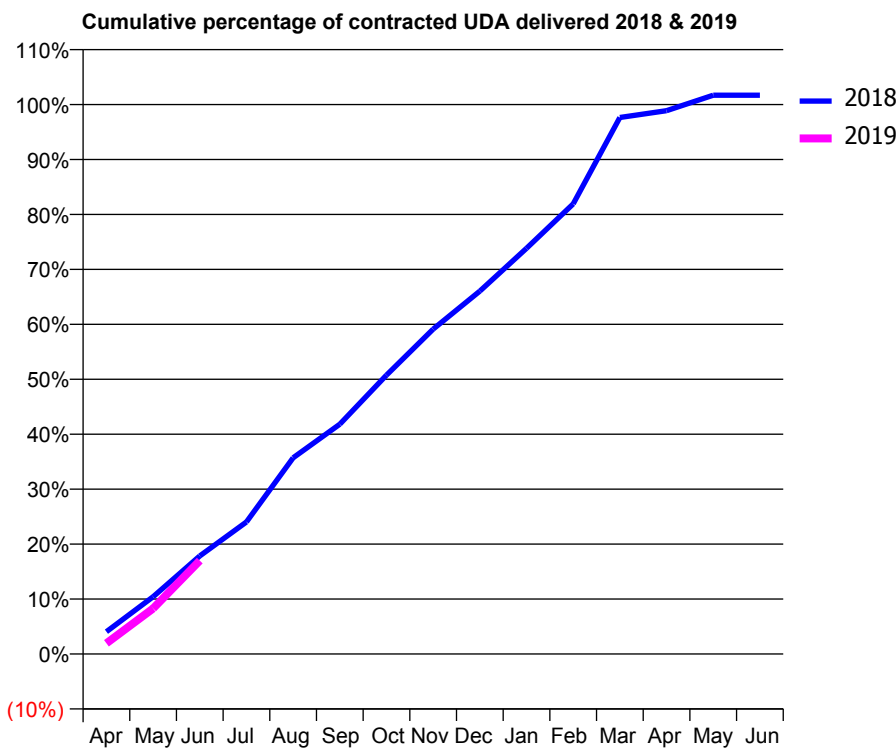
18/19 Contracted general activity (UDA)	3,739
Carry forward general activity (UDA)	0
18/19 Contracted orthodontic activity (UOA)	0
Carry forward orthodontic activity (UOA)	0
Baseline contract value	£105,126.16

ACCESS*

Patients seen in 24 months	Total	Change since previous quarter
Quarter ending June 2017	1,681	
Quarter ending September 2017	1,705	→
Quarter ending December 2017	1,708	→
Quarter ending March 2018	1,752	↑
Quarter ending June 2018	1,773	→
Variance since June 2017	5.5%	↑



ACTIVITY



Adjusted Scheduled Activity (UDA)		
Month	2018	2019
April	152	73
May	389	310
June	667	636
July	899	
August	1,335	
September	1,564	
October	1,898	
November	2,211	
December	2,470	
January	2,760	
February	3,063	
March	3,651	
April	3,697	
May	3,802	
June	3,802	

QUALITY

	Quantity	Base Number	Contract	AT	Region	England
% of FP17s for the same patient ID Re-attending within 3 months - Children	17	403	4.2%	9.9%	11.5%	11.5%
% of FP17s for the same patient ID Re-attending within 3 months - Adults	24	125	19.2%	15.7%	16.6%	15.4%
% of FP17s for the same patient ID Re-attending between 3 & 9 months - Children	254	403	63.0%	48.8%	48.8%	58.9%
% of FP17s for the same patient ID Re-attending between 3 & 9 months - Adults	66	125	52.8%	38.6%	39.3%	51.6%
% of FP17s for Band 1 Urgent Courses	25	455	5.5%	11.0%	10.6%	8.9%
% of FP17s Relating to Free Repair or Replacements	0	455	0.0%	0.5%	0.5%	0.8%
% of FP17s Relating to Continuations	0	455	0.0%	0.5%	0.7%	0.9%
% of Patients satisfied with the dentistry they have received	0	0	N/A	88.4%	90.4%	93.2%
% of Patients satisfied with the time they had to wait for an appointment	0	0	N/A	83.8%	85.3%	88.8%

* This is based on patients treated on this contract for their most recent course of treatment. Figures in italics indicate the base number of FP17s or Patient Questionnaire responses are less than 100. N/A is shown where the base number of responses is less than 10 during the period. % is calculated as Quantity/Base number*100

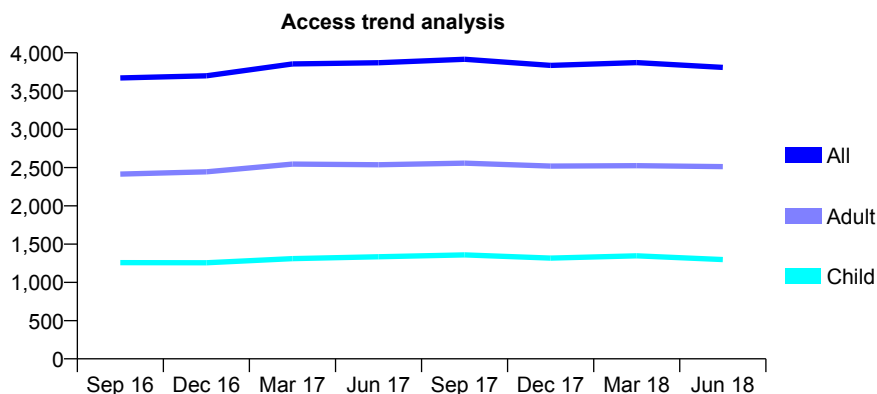
Q62 - Vital Signs At a Glance Contract Report for 107042/0001 - June 2018

Name or company name	Sudhir Thakerar & Partners
Contract type name	GDS Contract
Purpose of contract	General
Contract start date	01/08/2014
Contract end date	

18/19 Contracted general activity (UDA)	10,073
Carry forward general activity (UDA)	0
18/19 Contracted orthodontic activity (UOA)	0
Carry forward orthodontic activity (UOA)	0
Baseline contract value	£282,794.37

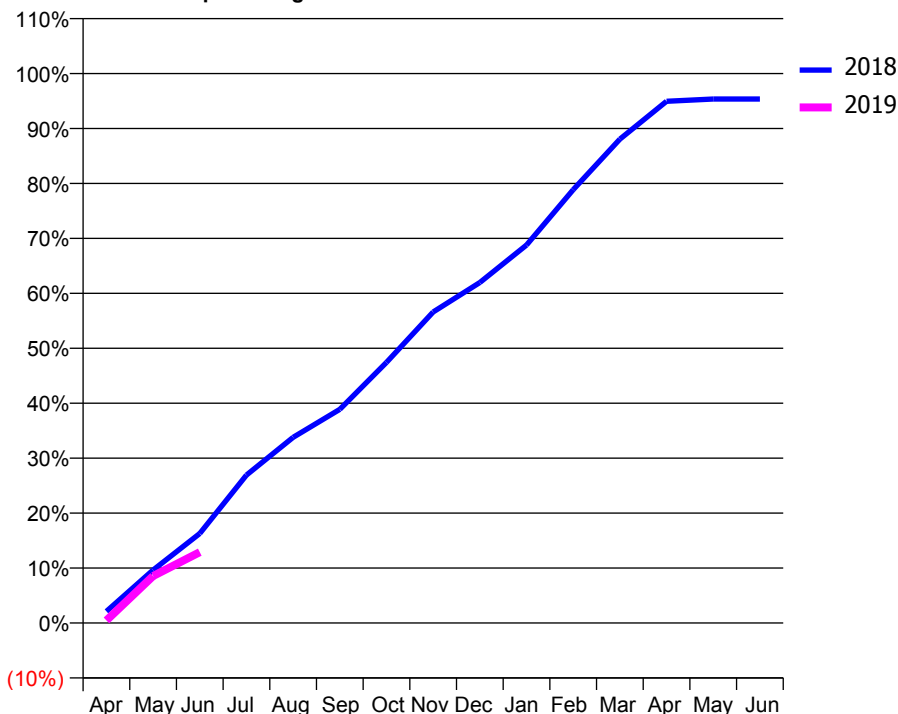
ACCESS*

Patients seen in 24 months	Total	Change since previous quarter
Quarter ending June 2017	3,871	
Quarter ending September 2017	3,916	→
Quarter ending December 2017	3,836	↓
Quarter ending March 2018	3,872	→
Quarter ending June 2018	3,810	↓
Variance since June 2017	(1.6%)	↓



ACTIVITY

Cumulative percentage of contracted UDA delivered 2018 & 2019



Month	Adjusted Scheduled Activity (UDA)	
	2018	2019
April	213	49
May	972	862
June	1,640	1,299
July	2,713	
August	3,403	
September	3,916	
October	4,778	
November	5,702	
December	6,242	
January	6,928	
February	7,944	
March	8,870	
April	9,563	
May	9,605	
June	9,605	

QUALITY

	Quantity	Base Number	Contract	AT	Region	England
% of FP17s for the same patient ID Re-attending within 3 months - Children	44	336	13.1%	9.9%	11.5%	11.5%
% of FP17s for the same patient ID Re-attending within 3 months - Adults	105	605	17.4%	15.7%	16.6%	15.4%
% of FP17s for the same patient ID Re-attending between 3 & 9 months - Children	125	336	37.2%	48.8%	48.8%	58.9%
% of FP17s for the same patient ID Re-attending between 3 & 9 months - Adults	221	605	36.5%	38.6%	39.3%	51.6%
% of FP17s for Band 1 Urgent Courses	109	676	16.1%	11.0%	10.6%	8.9%
% of FP17s Relating to Free Repair or Replacements	3	676	0.4%	0.5%	0.5%	0.8%
% of FP17s Relating to Continuations	10	676	1.5%	0.5%	0.7%	0.9%
% of Patients satisfied with the dentistry they have received	1	1	N/A	88.4%	90.4%	93.2%
% of Patients satisfied with the time they had to wait for an appointment	0	1	N/A	83.8%	85.3%	88.8%

* This is based on patients treated on this contract for their most recent course of treatment. Figures in italics indicate the base number of FP17s or Patient Questionnaire responses are less than 100. N/A is shown where the base number of responses is less than 10 during the period. % is calculated as Quantity/Base number*100

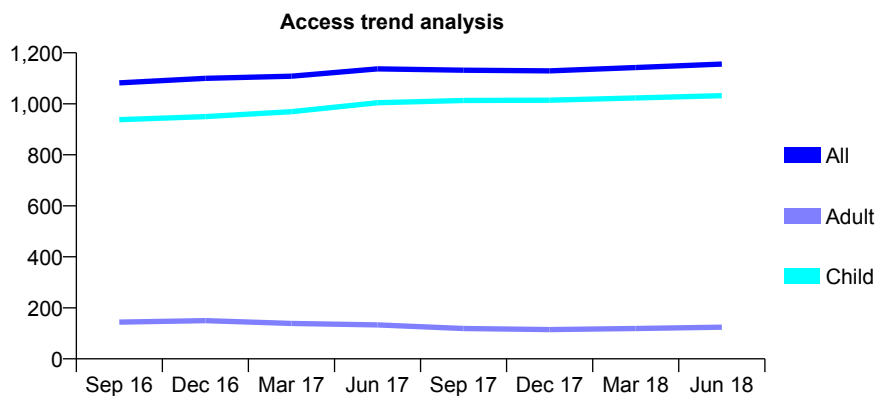
Q62 - Vital Signs At a Glance Contract Report for 107565/0001 - June 2018

Name or company name	Mrs UP Patel & Mrs N Patel
Contract type name	GDS Contract
Purpose of contract	General
Contract start date	01/04/2014
Contract end date	

18/19 Contracted general activity (UDA)	2,597
Carry forward general activity (UDA)	0
18/19 Contracted orthodontic activity (UOA)	0
Carry forward orthodontic activity (UOA)	0
Baseline contract value	£60,738.73

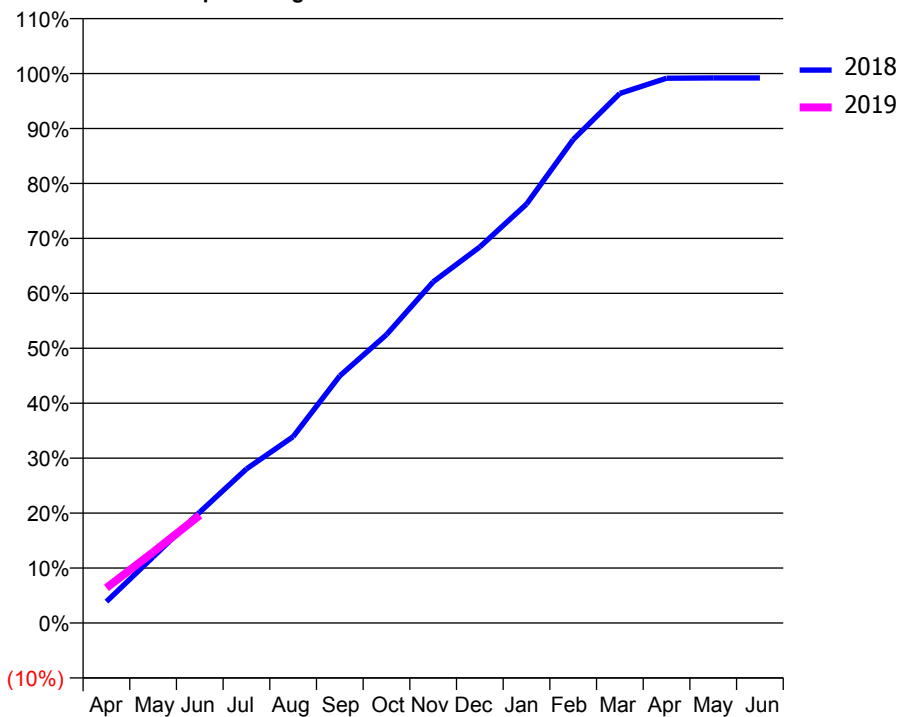
ACCESS*

Patients seen in 24 months	Total	Change since previous quarter
Quarter ending June 2017	1,137	
Quarter ending September 2017	1,132	→
Quarter ending December 2017	1,129	→
Quarter ending March 2018	1,142	→
Quarter ending June 2018	1,156	→
Variance since June 2017	1.7%	→



ACTIVITY

Cumulative percentage of contracted UDA delivered 2018 & 2019



Month	Adjusted Scheduled Activity (UDA)	
	2018	2019
April	101	166
May	312	335
June	524	510
July	728	
August	881	
September	1,168	
October	1,363	
November	1,612	
December	1,778	
January	1,980	
February	2,285	
March	2,503	
April	2,575	
May	2,576	
June	2,576	

QUALITY

	Quantity	Base Number	Contract	AT	Region	England
% of FP17s for the same patient ID Re-attending within 3 months - Children	48	397	12.1%	9.9%	11.5%	11.5%
% of FP17s for the same patient ID Re-attending within 3 months - Adults	2	12	16.7%	15.7%	16.6%	15.4%
% of FP17s for the same patient ID Re-attending between 3 & 9 months - Children	239	397	60.2%	48.8%	48.8%	58.9%
% of FP17s for the same patient ID Re-attending between 3 & 9 months - Adults	8	12	66.7%	38.6%	39.3%	51.6%
% of FP17s for Band 1 Urgent Courses	8	354	2.3%	11.0%	10.6%	8.9%
% of FP17s Relating to Free Repair or Replacements	2	354	0.6%	0.5%	0.5%	0.8%
% of FP17s Relating to Continuations	0	354	0.0%	0.5%	0.7%	0.9%
% of Patients satisfied with the dentistry they have received	0	0	N/A	88.4%	90.4%	93.2%
% of Patients satisfied with the time they had to wait for an appointment	0	0	N/A	83.8%	85.3%	88.8%

* This is based on patients treated on this contract for their most recent course of treatment. Figures in italics indicate the base number of FP17s or Patient Questionnaire responses are less than 100. N/A is shown where the base number of responses is less than 10 during the period. % is calculated as Quantity/Base number*100

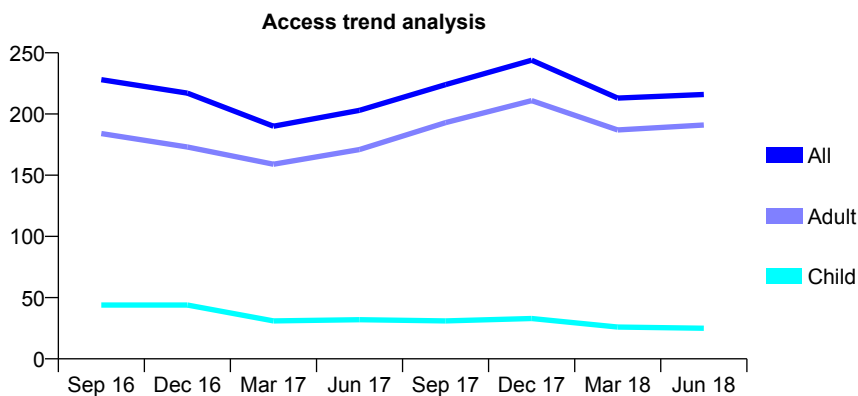
Q62 - Vital Signs At a Glance Contract Report for 108340/0001 - June 2018

Name or company name	Padayachee and Associates
Contract type name	GDS Contract
Purpose of contract	General
Contract start date	01/04/2011
Contract end date	

18/19 Contracted general activity (UDA)	655
Carry forward general activity (UDA)	0
18/19 Contracted orthodontic activity (UOA)	0
Carry forward orthodontic activity (UOA)	0
Baseline contract value	£15,501.23

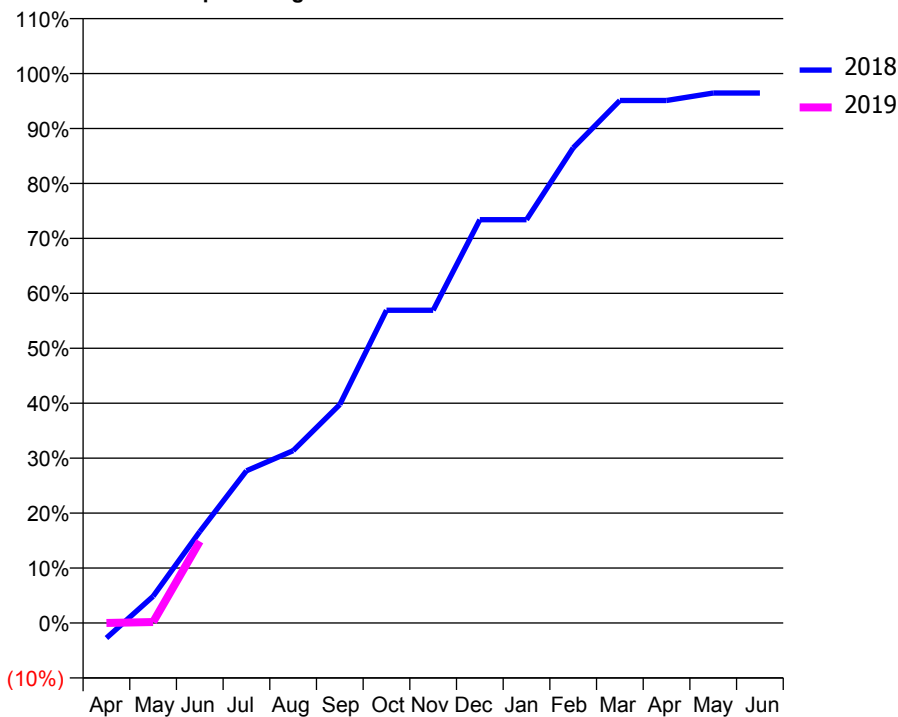
ACCESS*

Patients seen in 24 months	Total	Change since previous quarter
Quarter ending June 2017	203	
Quarter ending September 2017	224	↑
Quarter ending December 2017	244	↑
Quarter ending March 2018	213	↓
Quarter ending June 2018	216	→
Variance since June 2017	6.4%	↑



ACTIVITY

Cumulative percentage of contracted UDA delivered 2018 & 2019



Adjusted Scheduled Activity (UDA)

Month	2018	2019
April	-18	0
May	32	1
June	109	97
July	181	
August	205	
September	260	
October	373	
November	373	
December	481	
January	481	
February	566	
March	623	
April	623	
May	632	
June	632	

QUALITY

	Quantity	Base Number	Contract	AT	Region	England
% of FP17s for the same patient ID Re-attending within 3 months - Children	0	4	0.0%	9.9%	11.5%	11.5%
% of FP17s for the same patient ID Re-attending within 3 months - Adults	3	42	7.1%	15.7%	16.6%	15.4%
% of FP17s for the same patient ID Re-attending between 3 & 9 months - Children	0	4	0.0%	48.8%	48.8%	58.9%
% of FP17s for the same patient ID Re-attending between 3 & 9 months - Adults	3	42	7.1%	38.6%	39.3%	51.6%
% of FP17s for Band 1 Urgent Courses	12	43	27.9%	11.0%	10.6%	8.9%
% of FP17s Relating to Free Repair or Replacements	0	43	0.0%	0.5%	0.5%	0.8%
% of FP17s Relating to Continuations	0	43	0.0%	0.5%	0.7%	0.9%
% of Patients satisfied with the dentistry they have received	2	2	N/A	88.4%	90.4%	93.2%
% of Patients satisfied with the time they had to wait for an appointment	2	2	N/A	83.8%	85.3%	88.8%

* This is based on patients treated on this contract for their most recent course of treatment. Figures in italics indicate the base number of FP17s or Patient Questionnaire responses are less than 100. N/A is shown where the base number of responses is less than 10 during the period. % is calculated as Quantity/Base number*100

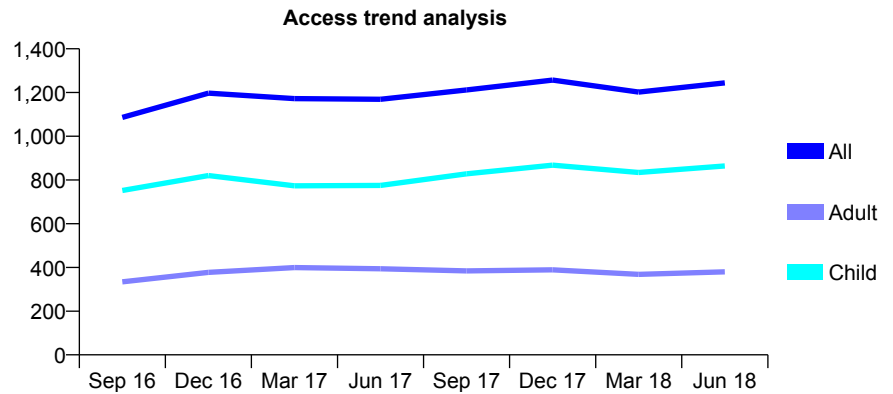
Q62 - Vital Signs At a Glance Contract Report for 108553/0001 - June 2018

Name or company name	MR MJ HUGHES & MISS K HUGHES
Contract type name	GDS Contract
Purpose of contract	General
Contract start date	01/09/2013
Contract end date	

18/19 Contracted general activity (UDA)	2,507
Carry forward general activity (UDA)	0
18/19 Contracted orthodontic activity (UOA)	0
Carry forward orthodontic activity (UOA)	0
Baseline contract value	£66,071.17

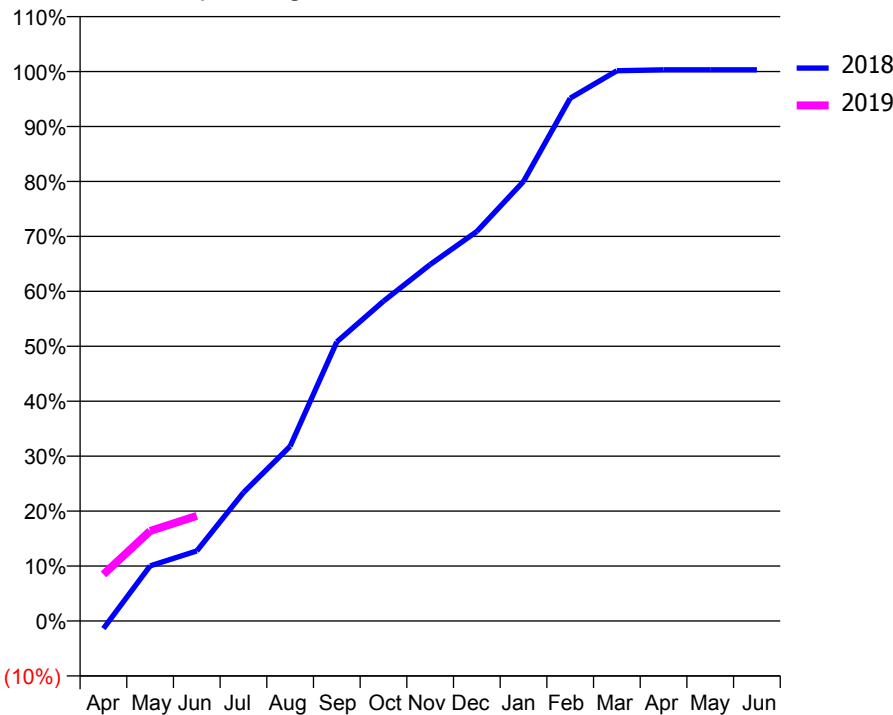
ACCESS*

Patients seen in 24 months	Total	Change since previous quarter
Quarter ending June 2017	1,169	
Quarter ending September 2017	1,212	↑
Quarter ending December 2017	1,257	↑
Quarter ending March 2018	1,202	↓
Quarter ending June 2018	1,244	↑
Variance since June 2017	6.4%	↑



ACTIVITY

Cumulative percentage of contracted UDA delivered 2018 & 2019



Month	Adjusted Scheduled Activity (UDA)	
	2018	2019
April	-35	212
May	251	411
June	319	480
July	586	
August	797	
September	1,274	
October	1,459	
November	1,626	
December	1,777	
January	2,006	
February	2,385	
March	2,511	
April	2,515	
May	2,515	
June	2,515	

QUALITY

	Quantity	Base Number	Contract	AT	Region	England
% of FP17s for the same patient ID Re-attending within 3 months - Children	5	249	2.0%	9.9%	11.5%	11.5%
% of FP17s for the same patient ID Re-attending within 3 months - Adults	4	72	5.6%	15.7%	16.6%	15.4%
% of FP17s for the same patient ID Re-attending between 3 & 9 months - Children	115	249	46.2%	48.8%	48.8%	58.9%
% of FP17s for the same patient ID Re-attending between 3 & 9 months - Adults	36	72	50.0%	38.6%	39.3%	51.6%
% of FP17s for Band 1 Urgent Courses	10	319	3.1%	11.0%	10.6%	8.9%
% of FP17s Relating to Free Repair or Replacements	0	319	0.0%	0.5%	0.5%	0.8%
% of FP17s Relating to Continuations	0	319	0.0%	0.5%	0.7%	0.9%
% of Patients satisfied with the dentistry they have received	0	0	N/A	88.4%	90.4%	93.2%
% of Patients satisfied with the time they had to wait for an appointment	0	0	N/A	83.8%	85.3%	88.8%

* This is based on patients treated on this contract for their most recent course of treatment. Figures in italics indicate the base number of FP17s or Patient Questionnaire responses are less than 100. N/A is shown where the base number of responses is less than 10 during the period. % is calculated as Quantity/Base number*100

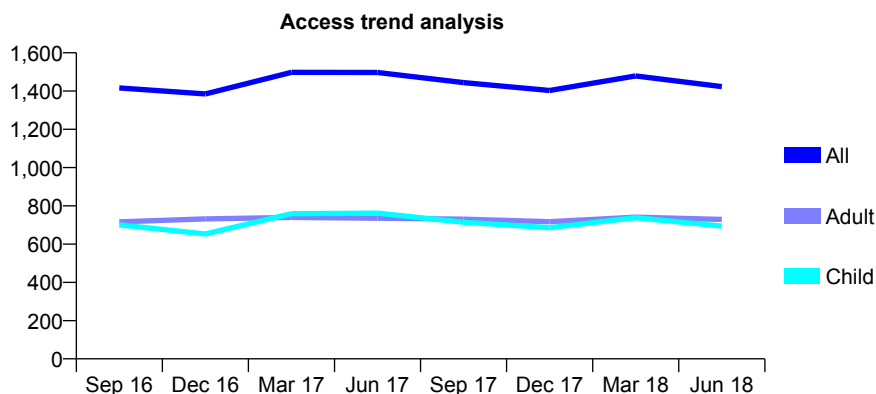
Q62 - Vital Signs At a Glance Contract Report for 108553/0003 - June 2018

Name or company name	MR MJ HUGHES & MISS K HUGHES
Contract type name	GDS Contract
Purpose of contract	General
Contract start date	01/04/2015
Contract end date	

18/19 Contracted general activity (UDA)	4,500
Carry forward general activity (UDA)	0
18/19 Contracted orthodontic activity (UOA)	0
Carry forward orthodontic activity (UOA)	0
Baseline contract value	£111,266.78

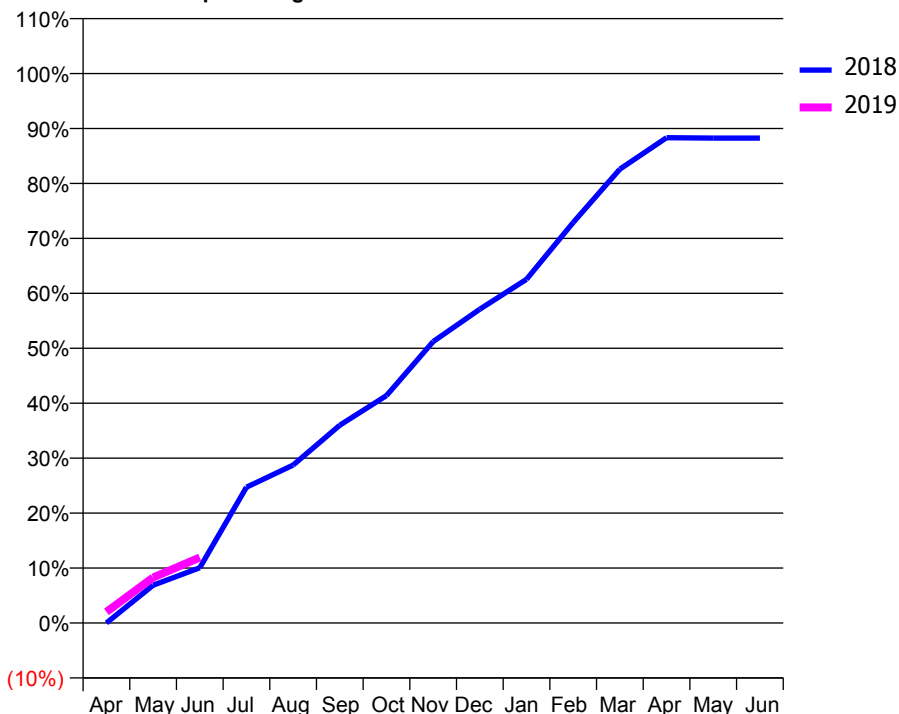
ACCESS*

Patients seen in 24 months	Total	Change since previous quarter
Quarter ending June 2017	1,497	
Quarter ending September 2017	1,444	↓
Quarter ending December 2017	1,403	↓
Quarter ending March 2018	1,479	↑
Quarter ending June 2018	1,423	↓
Variance since June 2017	(4.9%)	↓



ACTIVITY

Cumulative percentage of contracted UDA delivered 2018 & 2019



Adjusted Scheduled Activity (UDA)

Month	2018	2019
April	0	91
May	310	373
June	453	537
July	1,112	
August	1,293	
September	1,620	
October	1,862	
November	2,305	
December	2,570	
January	2,815	
February	3,280	
March	3,717	
April	3,974	
May	3,971	
June	3,971	

QUALITY

	Quantity	Base Number	Contract	AT	Region	England
% of FP17s for the same patient ID Re-attending within 3 months - Children	18	249	7.2%	9.9%	11.5%	11.5%
% of FP17s for the same patient ID Re-attending within 3 months - Adults	16	211	7.6%	15.7%	16.6%	15.4%
% of FP17s for the same patient ID Re-attending between 3 & 9 months - Children	118	249	47.4%	48.8%	48.8%	58.9%
% of FP17s for the same patient ID Re-attending between 3 & 9 months - Adults	127	211	60.2%	38.6%	39.3%	51.6%
% of FP17s for Band 1 Urgent Courses	16	341	4.7%	11.0%	10.6%	8.9%
% of FP17s Relating to Free Repair or Replacements	7	341	2.1%	0.5%	0.5%	0.8%
% of FP17s Relating to Continuations	2	341	0.6%	0.5%	0.7%	0.9%
% of Patients satisfied with the dentistry they have received	0	0	N/A	88.4%	90.4%	93.2%
% of Patients satisfied with the time they had to wait for an appointment	0	0	N/A	83.8%	85.3%	88.8%

* This is based on patients treated on this contract for their most recent course of treatment. Figures in italics indicate the base number of FP17s or Patient Questionnaire responses are less than 100. N/A is shown where the base number of responses is less than 10 during the period. % is calculated as Quantity/Base number*100

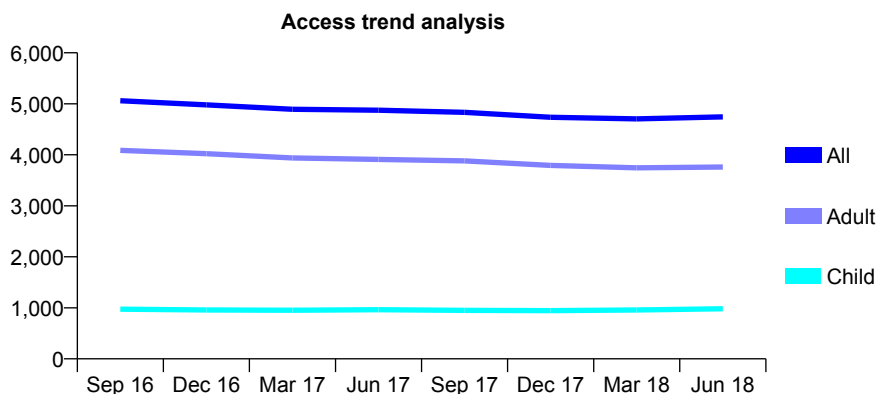
Q62 - Vital Signs At a Glance Contract Report for 109339/0001 - June 2018

Name or company name	M.A.Shepherd, C.Ruparelia & J.Ruparelia
Contract type name	Pilot Contract
Purpose of contract	General
Contract start date	01/02/2010
Contract end date	

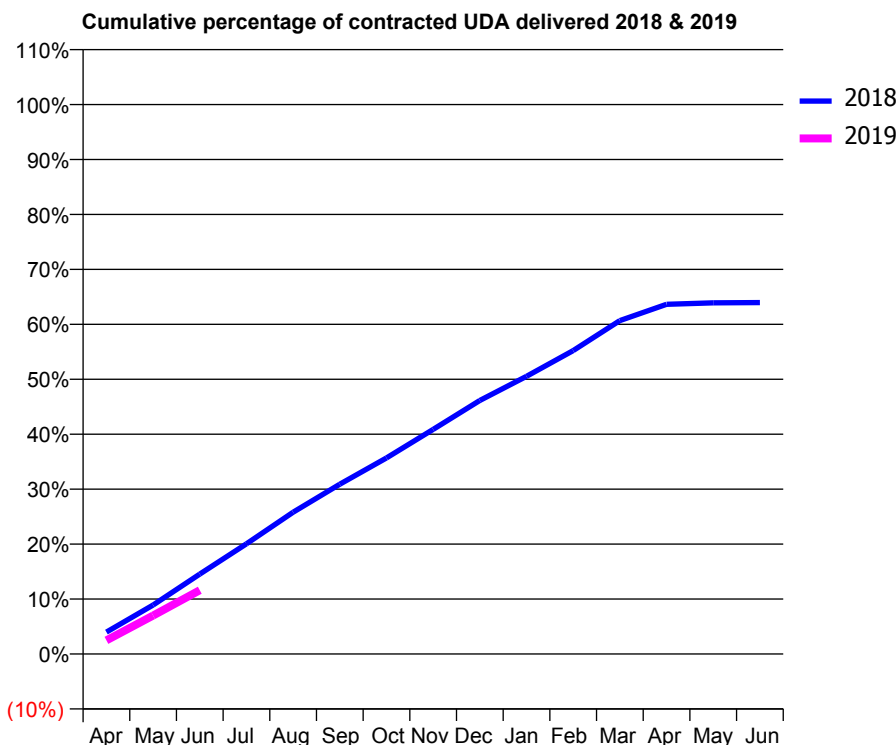
18/19 Contracted general activity (UDA)	15,936
Carry forward general activity (UDA)	0
18/19 Contracted orthodontic activity (UOA)	0
Carry forward orthodontic activity (UOA)	0
Baseline contract value	£394,754.05

ACCESS*

Patients seen in 24 months	Total	Change since previous quarter
Quarter ending June 2017	4,874	
Quarter ending September 2017	4,832	→
Quarter ending December 2017	4,736	↓
Quarter ending March 2018	4,704	→
Quarter ending June 2018	4,745	→
Variance since June 2017	(2.6%)	↓



ACTIVITY



Month	Adjusted Scheduled Activity (UDA)	
	2018	2019
April	638	395
May	1,423	1,115
June	2,320	1,852
July	3,195	
August	4,111	
September	4,923	
October	5,688	
November	6,514	
December	7,354	
January	8,055	
February	8,801	
March	9,671	
April	10,141	
May	10,183	
June	10,192	

QUALITY

	Quantity	Base Number	Contract	AT	Region	England
% of FP17s for the same patient ID Re-attending within 3 months - Children	9	295	3.1%	9.9%	11.5%	11.5%
% of FP17s for the same patient ID Re-attending within 3 months - Adults	133	974	13.7%	15.7%	16.6%	15.4%
% of FP17s for the same patient ID Re-attending between 3 & 9 months - Children	126	295	42.7%	48.8%	48.8%	58.9%
% of FP17s for the same patient ID Re-attending between 3 & 9 months - Adults	307	974	31.5%	38.6%	39.3%	51.6%
% of FP17s for Band 1 Urgent Courses	154	1,074	14.3%	11.0%	10.6%	8.9%
% of FP17s Relating to Free Repair or Replacements	2	1,074	0.2%	0.5%	0.5%	0.8%
% of FP17s Relating to Continuations	5	1,074	0.5%	0.5%	0.7%	0.9%
% of Patients satisfied with the dentistry they have received	4	4	N/A	88.4%	90.4%	93.2%
% of Patients satisfied with the time they had to wait for an appointment	4	4	N/A	83.8%	85.3%	88.8%

* This is based on patients treated on this contract for their most recent course of treatment. Figures in italics indicate the base number of FP17s or Patient Questionnaire responses are less than 100. N/A is shown where the base number of responses is less than 10 during the period. % is calculated as Quantity/Base number*100

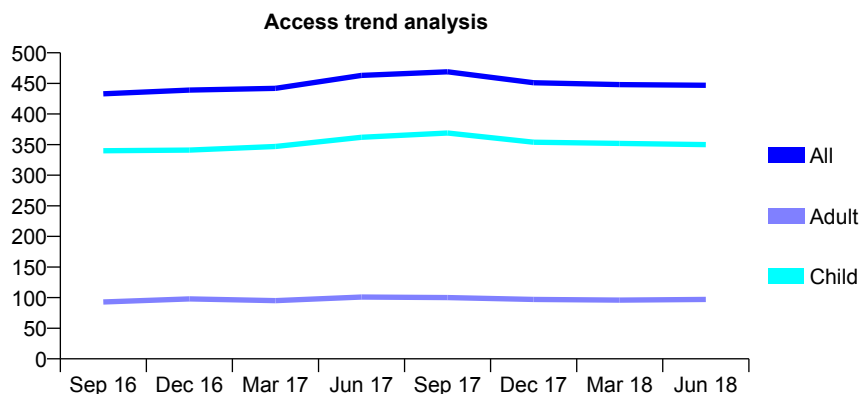
Q62 - Vital Signs At a Glance Contract Report for 110531/0001 - June 2018

Name or company name	STERLING DENTAL SURGERIES LTD
Contract type name	GDS Contract
Purpose of contract	General
Contract start date	01/04/2006
Contract end date	

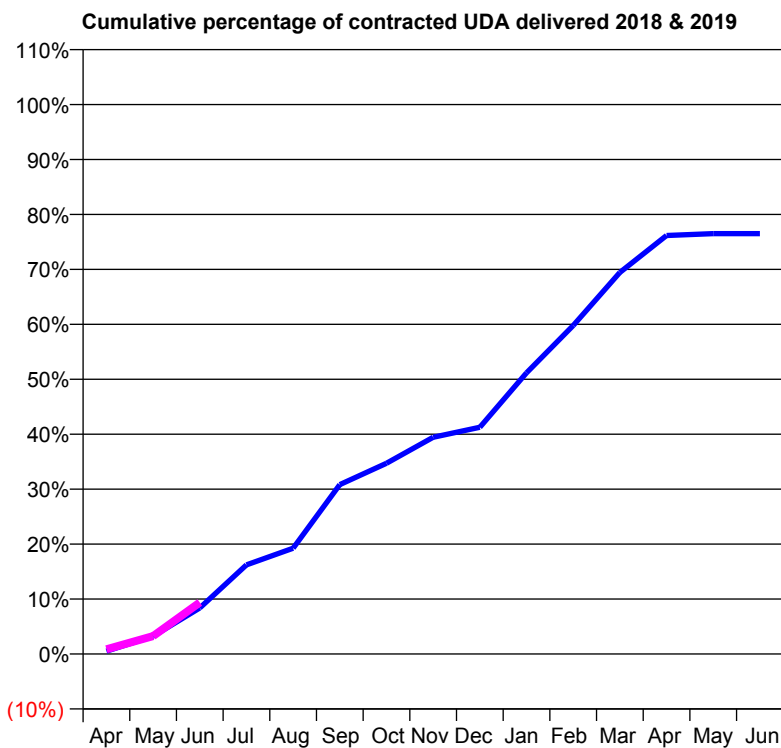
18/19 Contracted general activity (UDA)	1,165
Carry forward general activity (UDA)	0
18/19 Contracted orthodontic activity (UOA)	0
Carry forward orthodontic activity (UOA)	0
Baseline contract value	£26,739.00

ACCESS*

Patients seen in 24 months	Total	Change since previous quarter
Quarter ending June 2017	463	
Quarter ending September 2017	469	→
Quarter ending December 2017	451	↓
Quarter ending March 2018	448	→
Quarter ending June 2018	447	→
Variance since June 2017	(3.5%)	↓



ACTIVITY



Month	Adjusted Scheduled Activity (UDA)	
	2018	2019
April	6	10
May	38	38
June	98	109
July	189	
August	224	
September	359	
October	404	
November	460	
December	481	
January	596	
February	696	
March	809	
April	887	
May	891	
June	891	

QUALITY

	Quantity	Base Number	Contract	AT	Region	England
% of FP17s for the same patient ID Re-attending within 3 months - Children	7	86	8.1%	9.9%	11.5%	11.5%
% of FP17s for the same patient ID Re-attending within 3 months - Adults	1	11	9.1%	15.7%	16.6%	15.4%
% of FP17s for the same patient ID Re-attending between 3 & 9 months - Children	42	86	48.8%	48.8%	48.8%	58.9%
% of FP17s for the same patient ID Re-attending between 3 & 9 months - Adults	5	11	45.5%	38.6%	39.3%	51.6%
% of FP17s for Band 1 Urgent Courses	1	73	1.4%	11.0%	10.6%	8.9%
% of FP17s Relating to Free Repair or Replacements	0	73	0.0%	0.5%	0.5%	0.8%
% of FP17s Relating to Continuations	0	73	0.0%	0.5%	0.7%	0.9%
% of Patients satisfied with the dentistry they have received	0	0	N/A	88.4%	90.4%	93.2%
% of Patients satisfied with the time they had to wait for an appointment	0	0	N/A	83.8%	85.3%	88.8%

* This is based on patients treated on this contract for their most recent course of treatment. Figures in italics indicate the base number of FP17s or Patient Questionnaire responses are less than 100. N/A is shown where the base number of responses is less than 10 during the period. % is calculated as Quantity/Base number*100

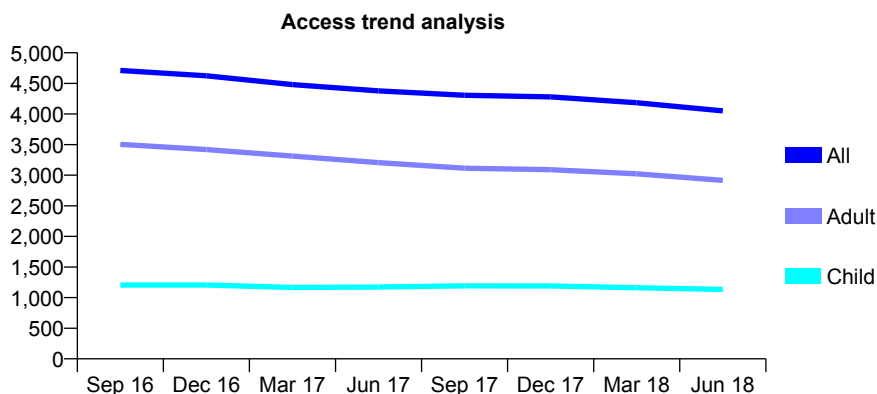
Q62 - Vital Signs At a Glance Contract Report for 110922/0001 - June 2018

Name or company name	Mr M. H. Bhatt & Mr D. G. Jani
Contract type name	GDS Contract
Purpose of contract	General
Contract start date	01/07/2014
Contract end date	

18/19 Contracted general activity (UDA)	13,288
Carry forward general activity (UDA)	0
18/19 Contracted orthodontic activity (UOA)	0
Carry forward orthodontic activity (UOA)	0
Baseline contract value	£369,764.81

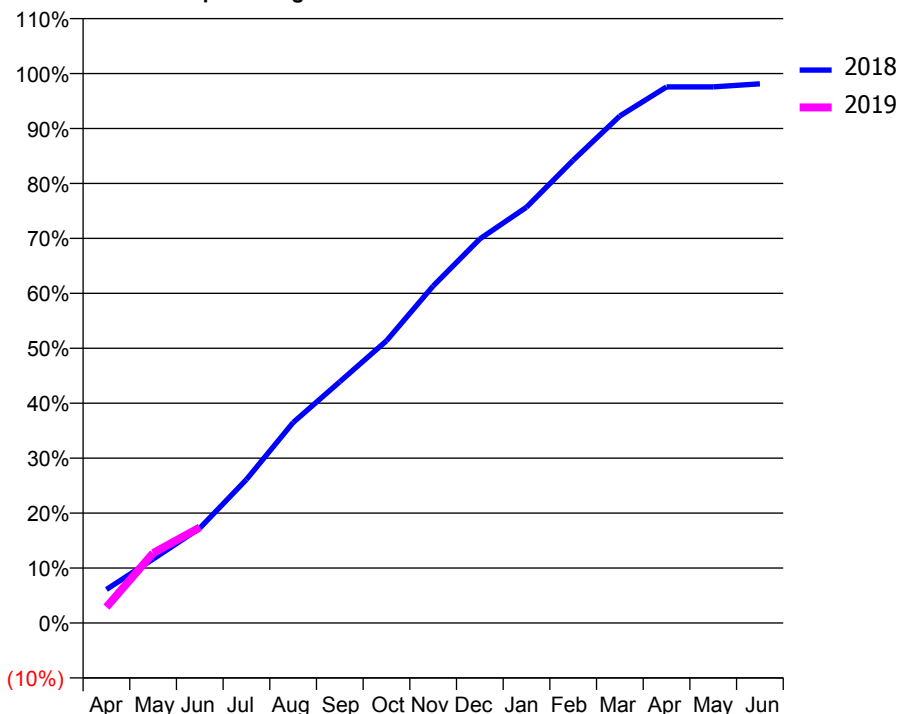
ACCESS*

Patients seen in 24 months	Total	Change since previous quarter
Quarter ending June 2017	4,379	
Quarter ending September 2017	4,306	↓
Quarter ending December 2017	4,281	→
Quarter ending March 2018	4,185	↓
Quarter ending June 2018	4,051	↓
Variance since June 2017	(7.5%)	↓



ACTIVITY

Cumulative percentage of contracted UDA delivered 2018 & 2019



Adjusted Scheduled Activity (UDA)

Month	2018	2019
April	812	386
May	1,545	1,690
June	2,295	2,311
July	3,472	
August	4,848	
September	5,834	
October	6,826	
November	8,149	
December	9,287	
January	10,055	
February	11,190	
March	12,262	
April	12,963	
May	12,964	
June	13,039	

QUALITY

	Quantity	Base Number	Contract	AT	Region	England
% of FP17s for the same patient ID Re-attending within 3 months - Children	25	337	7.4%	9.9%	11.5%	11.5%
% of FP17s for the same patient ID Re-attending within 3 months - Adults	152	733	20.7%	15.7%	16.6%	15.4%
% of FP17s for the same patient ID Re-attending between 3 & 9 months - Children	137	337	40.7%	48.8%	48.8%	58.9%
% of FP17s for the same patient ID Re-attending between 3 & 9 months - Adults	217	733	29.6%	38.6%	39.3%	51.6%
% of FP17s for Band 1 Urgent Courses	97	822	11.8%	11.0%	10.6%	8.9%
% of FP17s Relating to Free Repair or Replacements	5	822	0.6%	0.5%	0.5%	0.8%
% of FP17s Relating to Continuations	15	822	1.8%	0.5%	0.7%	0.9%
% of Patients satisfied with the dentistry they have received	4	4	N/A	88.4%	90.4%	93.2%
% of Patients satisfied with the time they had to wait for an appointment	0	4	N/A	83.8%	85.3%	88.8%

* This is based on patients treated on this contract for their most recent course of treatment. Figures in italics indicate the base number of FP17s or Patient Questionnaire responses are less than 100. N/A is shown where the base number of responses is less than 10 during the period. % is calculated as Quantity/Base number*100

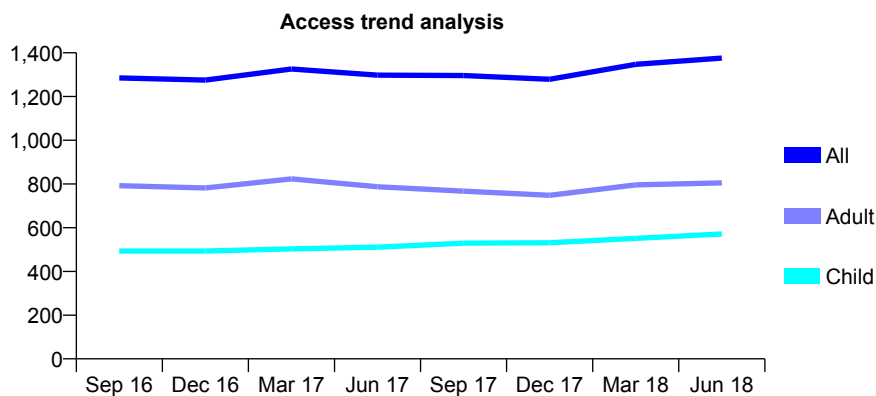
Q62 - Vital Signs At a Glance Contract Report for 112143/0001 - June 2018

Name or company name	Mr. G. Sumar & Mr. I. Gulamhusein
Contract type name	GDS Contract
Purpose of contract	General
Contract start date	01/07/2013
Contract end date	

18/19 Contracted general activity (UDA)	4,565
Carry forward general activity (UDA)	0
18/19 Contracted orthodontic activity (UOA)	0
Carry forward orthodontic activity (UOA)	0
Baseline contract value	£128,300.52

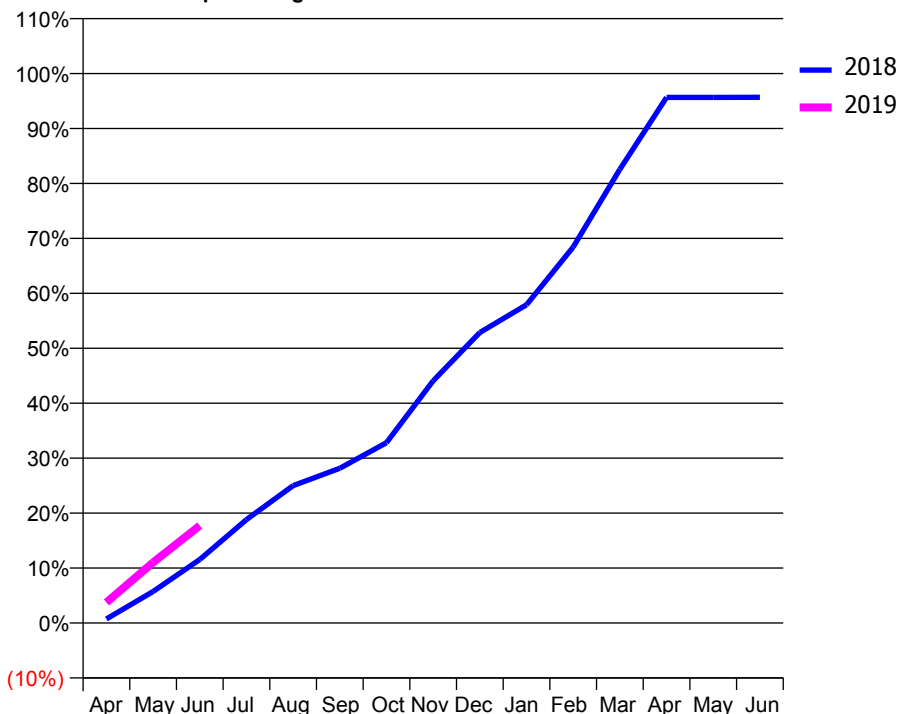
ACCESS*

Patients seen in 24 months	Total	Change since previous quarter
Quarter ending June 2017	1,298	
Quarter ending September 2017	1,296	→
Quarter ending December 2017	1,279	↓
Quarter ending March 2018	1,347	↑
Quarter ending June 2018	1,376	↑
Variance since June 2017	6.0%	↑



ACTIVITY

Cumulative percentage of contracted UDA delivered 2018 & 2019



Adjusted Scheduled Activity (UDA)

Month	2018	2019
April	34	171
May	262	504
June	527	809
July	859	
August	1,141	
September	1,286	
October	1,498	
November	2,012	
December	2,413	
January	2,644	
February	3,124	
March	3,769	
April	4,366	
May	4,366	
June	4,367	

QUALITY

	Quantity	Base Number	Contract	AT	Region	England
% of FP17s for the same patient ID Re-attending within 3 months - Children	34	257	13.2%	9.9%	11.5%	11.5%
% of FP17s for the same patient ID Re-attending within 3 months - Adults	65	294	22.1%	15.7%	16.6%	15.4%
% of FP17s for the same patient ID Re-attending between 3 & 9 months - Children	146	257	56.8%	48.8%	48.8%	58.9%
% of FP17s for the same patient ID Re-attending between 3 & 9 months - Adults	101	294	34.4%	38.6%	39.3%	51.6%
% of FP17s for Band 1 Urgent Courses	60	391	15.3%	11.0%	10.6%	8.9%
% of FP17s Relating to Free Repair or Replacements	1	391	0.3%	0.5%	0.5%	0.8%
% of FP17s Relating to Continuations	0	391	0.0%	0.5%	0.7%	0.9%
% of Patients satisfied with the dentistry they have received	8	9	N/A	88.4%	90.4%	93.2%
% of Patients satisfied with the time they had to wait for an appointment	7	9	N/A	83.8%	85.3%	88.8%

* This is based on patients treated on this contract for their most recent course of treatment. Figures in italics indicate the base number of FP17s or Patient Questionnaire responses are less than 100. N/A is shown where the base number of responses is less than 10 during the period. % is calculated as Quantity/Base number*100

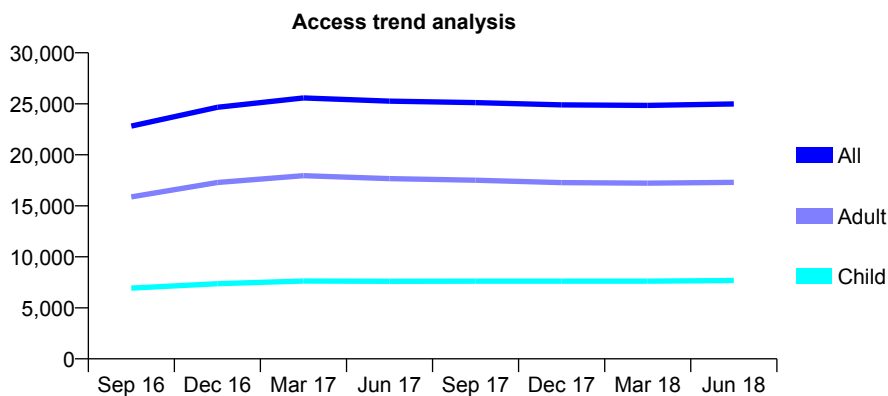
Q62 - Vital Signs At a Glance Contract Report for 112208/0001 - June 2018

Name or company name	Whitehouse Dental Practice Ltd
Contract type name	GDS Contract
Purpose of contract	General
Contract start date	01/02/2015
Contract end date	

18/19 Contracted general activity (UDA)	64,941
Carry forward general activity (UDA)	0
18/19 Contracted orthodontic activity (UOA)	0
Carry forward orthodontic activity (UOA)	0
Baseline contract value	£1,865,634.71

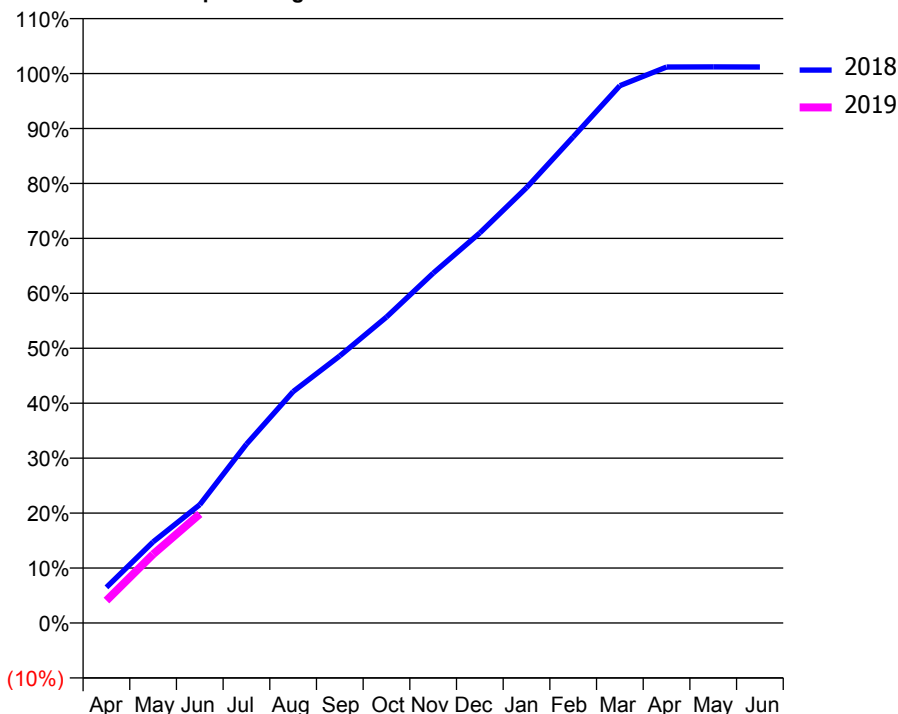
ACCESS*

Patients seen in 24 months	Total	Change since previous quarter
Quarter ending June 2017	25,260	
Quarter ending September 2017	25,121	→
Quarter ending December 2017	24,896	→
Quarter ending March 2018	24,844	→
Quarter ending June 2018	24,981	→
Variance since June 2017	(1.1%)	↓



ACTIVITY

Cumulative percentage of contracted UDA delivered 2018 & 2019



Month	Adjusted Scheduled Activity (UDA)	
	2018	2019
April	4,208	2,650
May	9,587	8,119
June	13,983	12,883
July	21,140	
August	27,355	
September	31,576	
October	36,156	
November	41,343	
December	46,107	
January	51,451	
February	57,445	
March	63,498	
April	65,700	
May	65,720	
June	65,703	

QUALITY

	Quantity	Base Number	Contract	AT	Region	England
% of FP17s for the same patient ID Re-attending within 3 months - Children	186	2,241	8.3%	9.9%	11.5%	11.5%
% of FP17s for the same patient ID Re-attending within 3 months - Adults	643	4,528	14.2%	15.7%	16.6%	15.4%
% of FP17s for the same patient ID Re-attending between 3 & 9 months - Children	934	2,241	41.7%	48.8%	48.8%	58.9%
% of FP17s for the same patient ID Re-attending between 3 & 9 months - Adults	1,339	4,528	29.6%	38.6%	39.3%	51.6%
% of FP17s for Band 1 Urgent Courses	1,078	5,783	18.6%	11.0%	10.6%	8.9%
% of FP17s Relating to Free Repair or Replacements	20	5,783	0.3%	0.5%	0.5%	0.8%
% of FP17s Relating to Continuations	7	5,783	0.1%	0.5%	0.7%	0.9%
% of Patients satisfied with the dentistry they have received	5	5	N/A	88.4%	90.4%	93.2%
% of Patients satisfied with the time they had to wait for an appointment	3	5	N/A	83.8%	85.3%	88.8%

* This is based on patients treated on this contract for their most recent course of treatment. Figures in italics indicate the base number of FP17s or Patient Questionnaire responses are less than 100. N/A is shown where the base number of responses is less than 10 during the period. % is calculated as Quantity/Base number*100

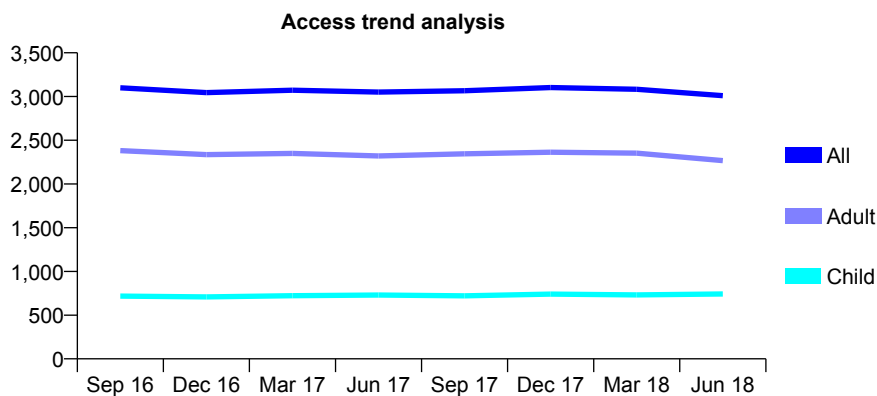
Q62 - Vital Signs At a Glance Contract Report for 113719/0001 - June 2018

Name or company name	Dr P Patel & Dr A Thethy
Contract type name	GDS Contract
Purpose of contract	General
Contract start date	01/04/2014
Contract end date	

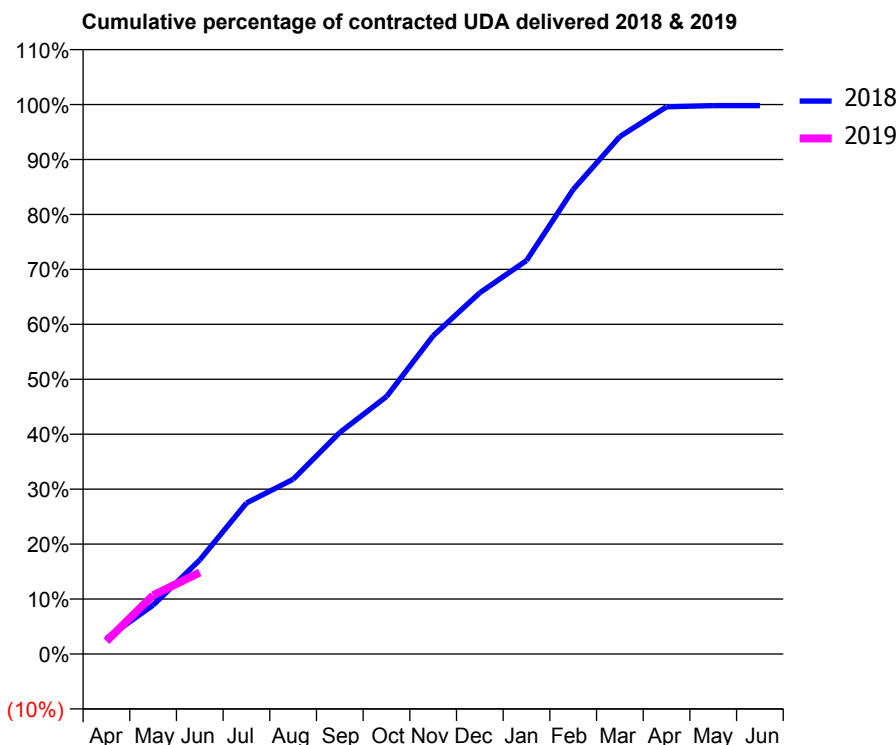
18/19 Contracted general activity (UDA)	10,050
Carry forward general activity (UDA)	0
18/19 Contracted orthodontic activity (UOA)	0
Carry forward orthodontic activity (UOA)	0
Baseline contract value	£308,086.50

ACCESS*

Patients seen in 24 months	Total	Change since previous quarter
Quarter ending June 2017	3,051	
Quarter ending September 2017	3,066	→
Quarter ending December 2017	3,103	→
Quarter ending March 2018	3,083	→
Quarter ending June 2018	3,009	↓
Variance since June 2017	(1.4%)	↓



ACTIVITY



Month	Adjusted Scheduled Activity (UDA)	
	2018	2019
April	287	235
May	894	1,073
June	1,721	1,492
July	2,763	
August	3,197	
September	4,052	
October	4,708	
November	5,821	
December	6,608	
January	7,195	
February	8,497	
March	9,464	
April	10,009	
May	10,030	
June	10,030	

QUALITY

	Quantity	Base Number	Contract	AT	Region	England
% of FP17s for the same patient ID Re-attending within 3 months - Children	5	180	2.8%	9.9%	11.5%	11.5%
% of FP17s for the same patient ID Re-attending within 3 months - Adults	59	449	13.1%	15.7%	16.6%	15.4%
% of FP17s for the same patient ID Re-attending between 3 & 9 months - Children	79	180	43.9%	48.8%	48.8%	58.9%
% of FP17s for the same patient ID Re-attending between 3 & 9 months - Adults	163	449	36.3%	38.6%	39.3%	51.6%
% of FP17s for Band 1 Urgent Courses	37	528	7.0%	11.0%	10.6%	8.9%
% of FP17s Relating to Free Repair or Replacements	0	528	0.0%	0.5%	0.5%	0.8%
% of FP17s Relating to Continuations	1	528	0.2%	0.5%	0.7%	0.9%
% of Patients satisfied with the dentistry they have received	1	1	N/A	88.4%	90.4%	93.2%
% of Patients satisfied with the time they had to wait for an appointment	1	1	N/A	83.8%	85.3%	88.8%

* This is based on patients treated on this contract for their most recent course of treatment. Figures in italics indicate the base number of FP17s or Patient Questionnaire responses are less than 100. N/A is shown where the base number of responses is less than 10 during the period. % is calculated as Quantity/Base number*100

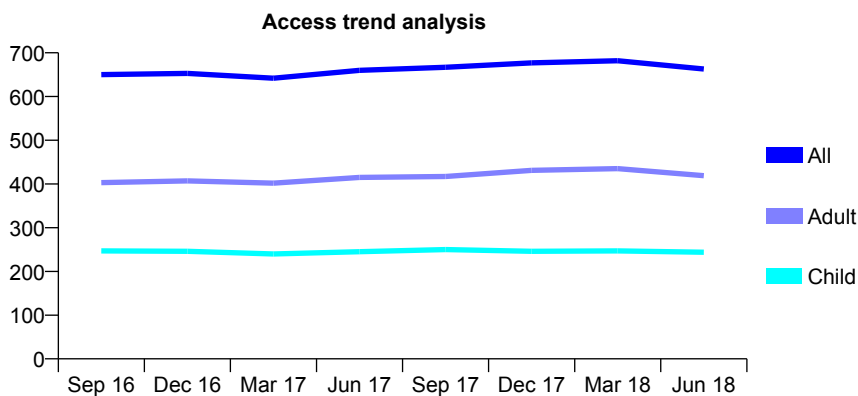
Q62 - Vital Signs At a Glance Contract Report for 114561/0001 - June 2018

Name or company name	Kenton Clinic
Contract type name	GDS Contract
Purpose of contract	General
Contract start date	01/09/2010
Contract end date	

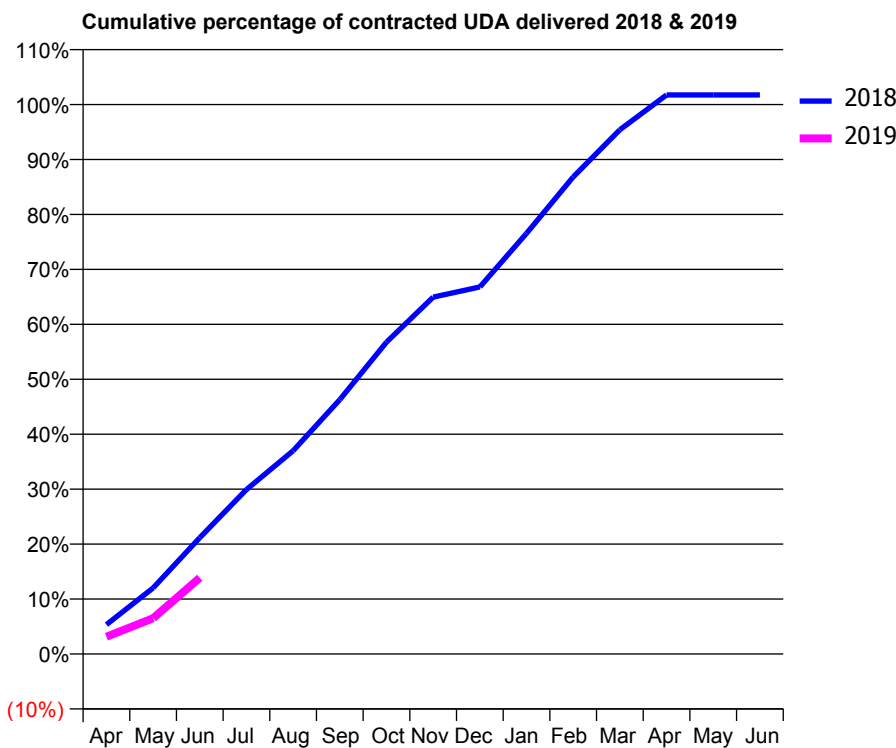
18/19 Contracted general activity (UDA)	1,658
Carry forward general activity (UDA)	0
18/19 Contracted orthodontic activity (UOA)	0
Carry forward orthodontic activity (UOA)	0
Baseline contract value	£36,046.11

ACCESS*

Patients seen in 24 months	Total	Change since previous quarter
Quarter ending June 2017	660	
Quarter ending September 2017	667	→
Quarter ending December 2017	677	→
Quarter ending March 2018	682	→
Quarter ending June 2018	663	↓
Variance since June 2017	0.5%	→



ACTIVITY



Adjusted Scheduled Activity (UDA)		
Month	2018	2019
April	89	52
May	199	108
June	351	230
July	496	
August	613	
September	767	
October	941	
November	1,077	
December	1,108	
January	1,269	
February	1,439	
March	1,582	
April	1,687	
May	1,687	
June	1,687	

QUALITY

	Quantity	Base Number	Contract	AT	Region	England
% of FP17s for the same patient ID Re-attending within 3 months - Children	5	102	4.9%	9.9%	11.5%	11.5%
% of FP17s for the same patient ID Re-attending within 3 months - Adults	8	102	7.8%	15.7%	16.6%	15.4%
% of FP17s for the same patient ID Re-attending between 3 & 9 months - Children	61	102	59.8%	48.8%	48.8%	58.9%
% of FP17s for the same patient ID Re-attending between 3 & 9 months - Adults	45	102	44.1%	38.6%	39.3%	51.6%
% of FP17s for Band 1 Urgent Courses	9	162	5.6%	11.0%	10.6%	8.9%
% of FP17s Relating to Free Repair or Replacements	0	162	0.0%	0.5%	0.5%	0.8%
% of FP17s Relating to Continuations	0	162	0.0%	0.5%	0.7%	0.9%
% of Patients satisfied with the dentistry they have received	0	0	N/A	88.4%	90.4%	93.2%
% of Patients satisfied with the time they had to wait for an appointment	0	0	N/A	83.8%	85.3%	88.8%

* This is based on patients treated on this contract for their most recent course of treatment. Figures in italics indicate the base number of FP17s or Patient Questionnaire responses are less than 100. N/A is shown where the base number of responses is less than 10 during the period. % is calculated as Quantity/Base number*100

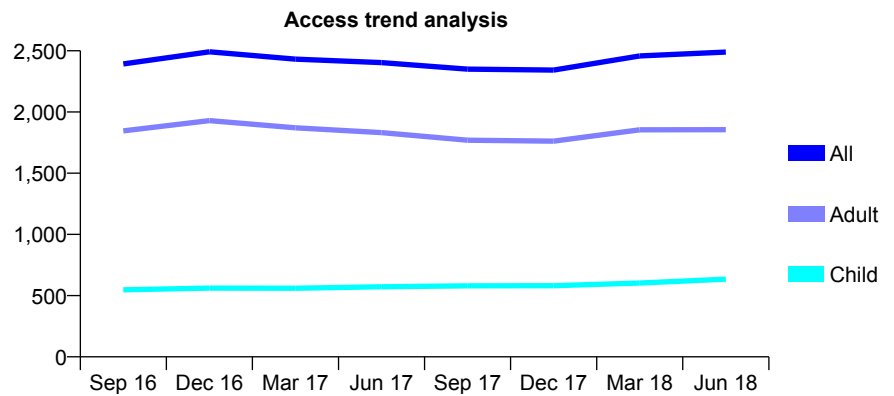
Q62 - Vital Signs At a Glance Contract Report for 115223/0001 - June 2018

Name or company name	Northfields Dental Practice
Contract type name	GDS Contract
Purpose of contract	General
Contract start date	01/07/2014
Contract end date	

18/19 Contracted general activity (UDA)	5,933
Carry forward general activity (UDA)	0
18/19 Contracted orthodontic activity (UOA)	0
Carry forward orthodontic activity (UOA)	0
Baseline contract value	£146,791.77

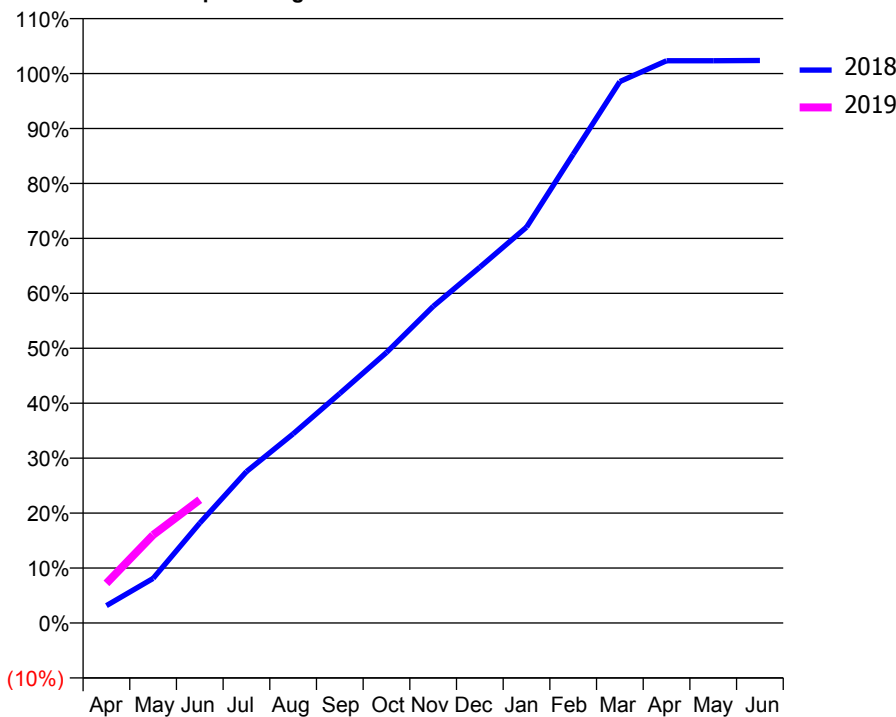
ACCESS*

Patients seen in 24 months	Total	Change since previous quarter
Quarter ending June 2017	2,404	
Quarter ending September 2017	2,350	↓
Quarter ending December 2017	2,343	→
Quarter ending March 2018	2,458	↑
Quarter ending June 2018	2,490	→
Variance since June 2017	3.6%	↑



ACTIVITY

Cumulative percentage of contracted UDA delivered 2018 & 2019



Adjusted Scheduled Activity (UDA)		
Month	2018	2019
April	187	428
May	482	951
June	1,080	1,331
July	1,635	
August	2,043	
September	2,479	
October	2,921	
November	3,418	
December	3,843	
January	4,275	
February	5,062	
March	5,846	
April	6,071	
May	6,070	
June	6,073	

QUALITY

	Quantity	Base Number	Contract	AT	Region	England
% of FP17s for the same patient ID Re-attending within 3 months - Children	17	171	9.9%	9.9%	11.5%	11.5%
% of FP17s for the same patient ID Re-attending within 3 months - Adults	102	544	18.8%	15.7%	16.6%	15.4%
% of FP17s for the same patient ID Re-attending between 3 & 9 months - Children	60	171	35.1%	48.8%	48.8%	58.9%
% of FP17s for the same patient ID Re-attending between 3 & 9 months - Adults	191	544	35.1%	38.6%	39.3%	51.6%
% of FP17s for Band 1 Urgent Courses	80	627	12.8%	11.0%	10.6%	8.9%
% of FP17s Relating to Free Repair or Replacements	11	627	1.8%	0.5%	0.5%	0.8%
% of FP17s Relating to Continuations	3	627	0.5%	0.5%	0.7%	0.9%
% of Patients satisfied with the dentistry they have received	1	1	N/A	88.4%	90.4%	93.2%
% of Patients satisfied with the time they had to wait for an appointment	0	1	N/A	83.8%	85.3%	88.8%

* This is based on patients treated on this contract for their most recent course of treatment. Figures in italics indicate the base number of FP17s or Patient Questionnaire responses are less than 100. N/A is shown where the base number of responses is less than 10 during the period. % is calculated as Quantity/Base number*100

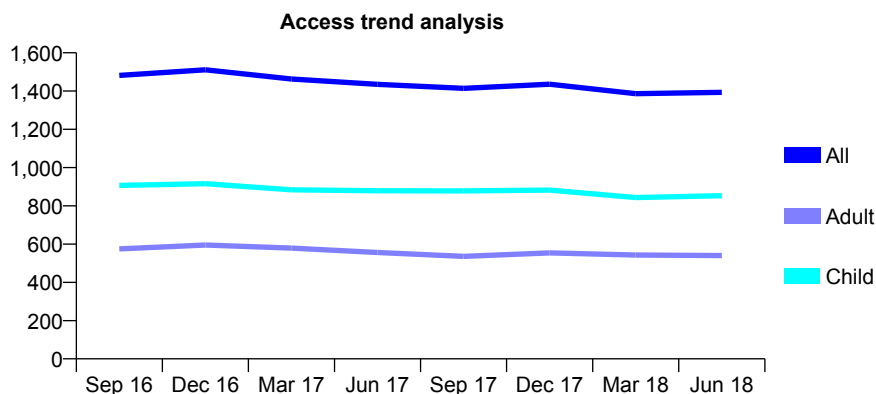
Q62 - Vital Signs At a Glance Contract Report for 115401/0001 - June 2018

Name or company name	M Ali, M Mawjee & A Paul
Contract type name	GDS Contract
Purpose of contract	General
Contract start date	01/06/2012
Contract end date	

18/19 Contracted general activity (UDA)	3,005
Carry forward general activity (UDA)	0
18/19 Contracted orthodontic activity (UOA)	0
Carry forward orthodontic activity (UOA)	0
Baseline contract value	£67,523.44

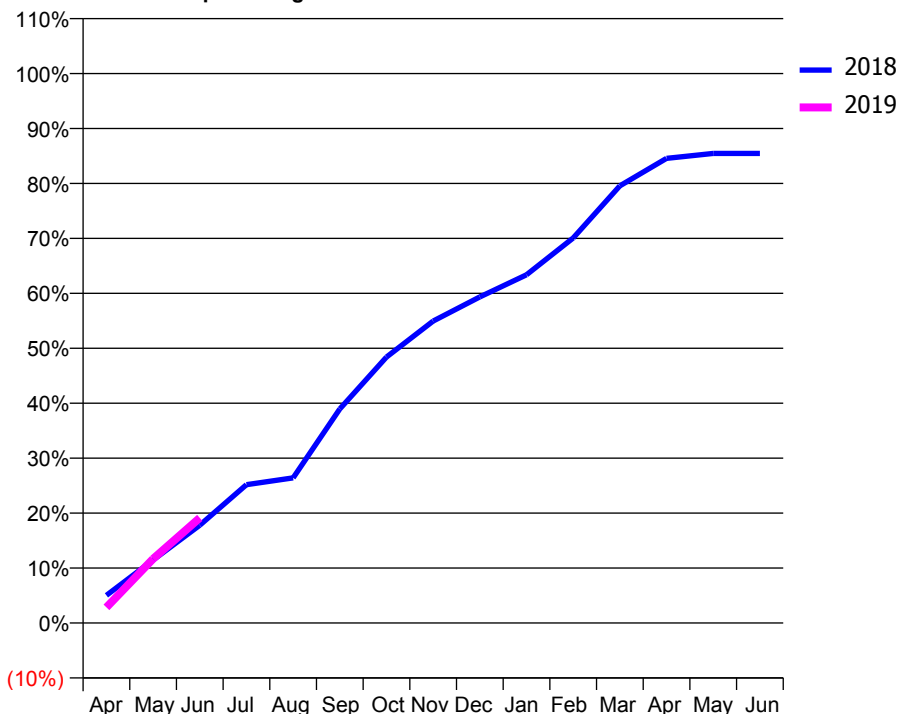
ACCESS*

Patients seen in 24 months	Total	Change since previous quarter
Quarter ending June 2017	1,435	
Quarter ending September 2017	1,414	↓
Quarter ending December 2017	1,436	→
Quarter ending March 2018	1,386	↓
Quarter ending June 2018	1,393	→
Variance since June 2017	(2.9%)	↓



ACTIVITY

Cumulative percentage of contracted UDA delivered 2018 & 2019



Adjusted Scheduled Activity (UDA)		
Month	2018	2019
April	152	86
May	344	351
June	535	575
July	757	
August	794	
September	1,171	
October	1,455	
November	1,651	
December	1,783	
January	1,905	
February	2,106	
March	2,390	
April	2,541	
May	2,568	
June	2,568	

QUALITY

	Quantity	Base Number	Contract	AT	Region	England
% of FP17s for the same patient ID Re-attending within 3 months - Children	17	250	6.8%	9.9%	11.5%	11.5%
% of FP17s for the same patient ID Re-attending within 3 months - Adults	10	113	8.8%	15.7%	16.6%	15.4%
% of FP17s for the same patient ID Re-attending between 3 & 9 months - Children	117	250	46.8%	48.8%	48.8%	58.9%
% of FP17s for the same patient ID Re-attending between 3 & 9 months - Adults	31	113	27.4%	38.6%	39.3%	51.6%
% of FP17s for Band 1 Urgent Courses	10	297	3.4%	11.0%	10.6%	8.9%
% of FP17s Relating to Free Repair or Replacements	0	297	0.0%	0.5%	0.5%	0.8%
% of FP17s Relating to Continuations	1	297	0.3%	0.5%	0.7%	0.9%
% of Patients satisfied with the dentistry they have received	0	0	N/A	88.4%	90.4%	93.2%
% of Patients satisfied with the time they had to wait for an appointment	0	0	N/A	83.8%	85.3%	88.8%

* This is based on patients treated on this contract for their most recent course of treatment. Figures in italics indicate the base number of FP17s or Patient Questionnaire responses are less than 100. N/A is shown where the base number of responses is less than 10 during the period. % is calculated as Quantity/Base number*100

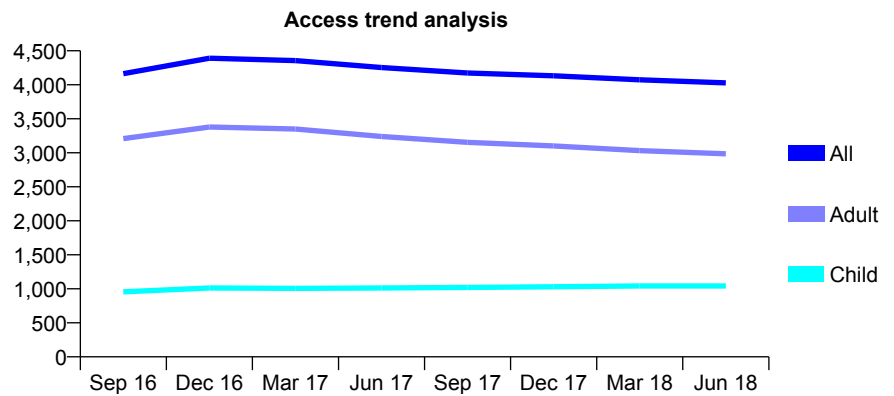
Q62 - Vital Signs At a Glance Contract Report for 116572/0001 - June 2018

Name or company name	Pearl Dental Care Centre
Contract type name	GDS Contract
Purpose of contract	General
Contract start date	01/01/2015
Contract end date	

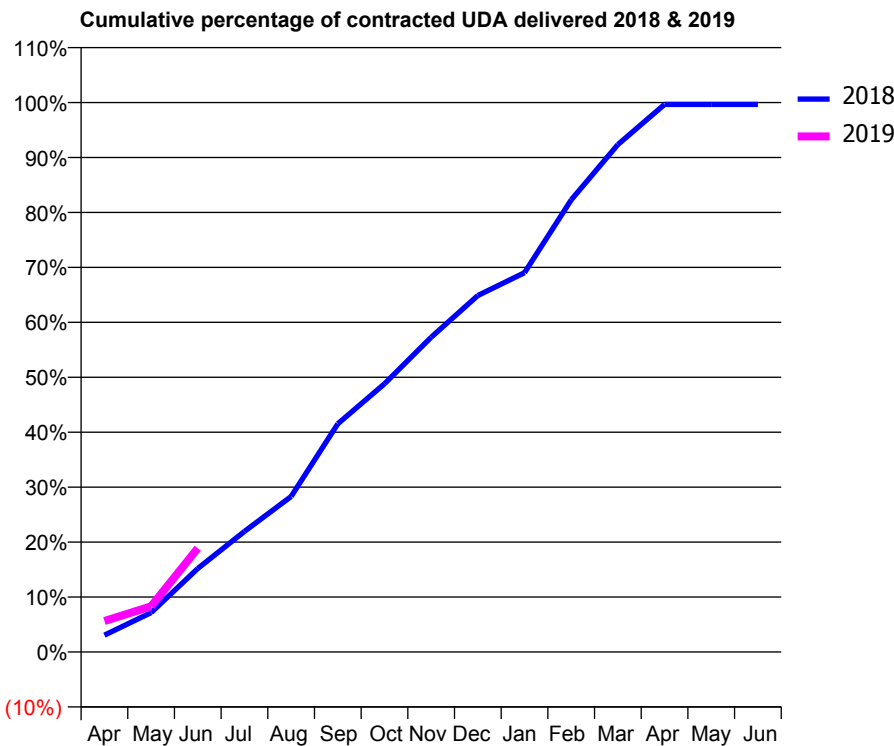
18/19 Contracted general activity (UDA)	13,336
Carry forward general activity (UDA)	0
18/19 Contracted orthodontic activity (UOA)	0
Carry forward orthodontic activity (UOA)	0
Baseline contract value	£311,366.77

ACCESS*

Patients seen in 24 months	Total	Change since previous quarter
Quarter ending June 2017	4,254	
Quarter ending September 2017	4,173	↓
Quarter ending December 2017	4,132	→
Quarter ending March 2018	4,074	↓
Quarter ending June 2018	4,028	↓
Variance since June 2017	(5.3%)	↓



ACTIVITY



Month	Adjusted Scheduled Activity (UDA)	
	2018	2019
April	410	753
May	958	1,108
June	2,027	2,519
July	2,927	
August	3,775	
September	5,538	
October	6,510	
November	7,639	
December	8,651	
January	9,205	
February	10,973	
March	12,315	
April	13,291	
May	13,291	
June	13,291	

QUALITY

	Quantity	Base Number	Contract	AT	Region	England
% of FP17s for the same patient ID Re-attending within 3 months - Children	33	413	8.0%	9.9%	11.5%	11.5%
% of FP17s for the same patient ID Re-attending within 3 months - Adults	117	907	12.9%	15.7%	16.6%	15.4%
% of FP17s for the same patient ID Re-attending between 3 & 9 months - Children	243	413	58.8%	48.8%	48.8%	58.9%
% of FP17s for the same patient ID Re-attending between 3 & 9 months - Adults	462	907	50.9%	38.6%	39.3%	51.6%
% of FP17s for Band 1 Urgent Courses	92	1,033	8.9%	11.0%	10.6%	8.9%
% of FP17s Relating to Free Repair or Replacements	14	1,033	1.4%	0.5%	0.5%	0.8%
% of FP17s Relating to Continuations	19	1,033	1.8%	0.5%	0.7%	0.9%
% of Patients satisfied with the dentistry they have received	1	1	N/A	88.4%	90.4%	93.2%
% of Patients satisfied with the time they had to wait for an appointment	1	1	N/A	83.8%	85.3%	88.8%

* This is based on patients treated on this contract for their most recent course of treatment. Figures in italics indicate the base number of FP17s or Patient Questionnaire responses are less than 100. N/A is shown where the base number of responses is less than 10 during the period. % is calculated as Quantity/Base number*100

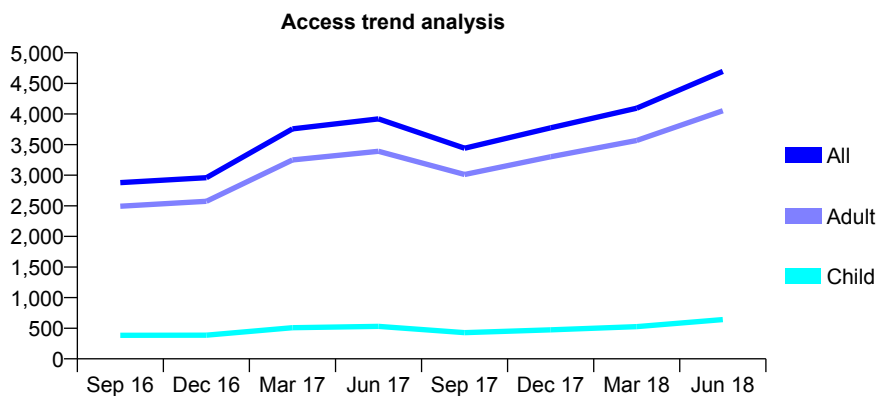
Q62 - Vital Signs At a Glance Contract Report for 116874/0001 - June 2018

Name or company name	S & Y Golar
Contract type name	GDS Contract
Purpose of contract	General
Contract start date	01/04/2010
Contract end date	

18/19 Contracted general activity (UDA)	15,530
Carry forward general activity (UDA)	0
18/19 Contracted orthodontic activity (UOA)	0
Carry forward orthodontic activity (UOA)	0
Baseline contract value	£517,906.34

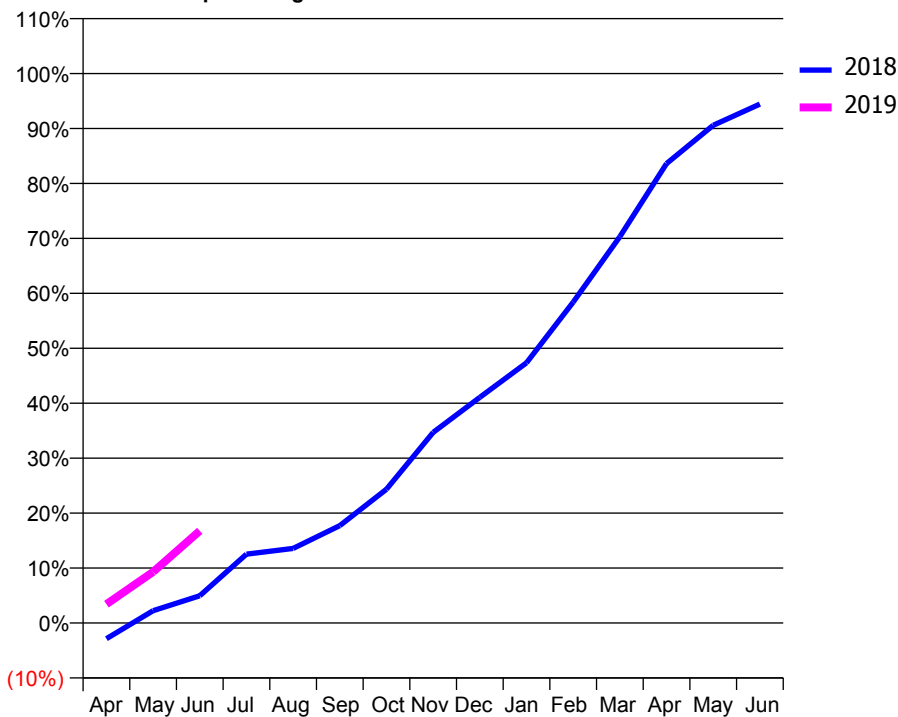
ACCESS*

Patients seen in 24 months	Total	Change since previous quarter
Quarter ending June 2017	3,921	
Quarter ending September 2017	3,441	↓
Quarter ending December 2017	3,775	↑
Quarter ending March 2018	4,095	↑
Quarter ending June 2018	4,695	↑
Variance since June 2017	19.7%	↑



ACTIVITY

Cumulative percentage of contracted UDA delivered 2018 & 2019



Month	Adjusted Scheduled Activity (UDA)	
	2018	2019
April	-446	533
May	347	1,443
June	771	2,604
July	1,947	
August	2,110	
September	2,752	
October	3,782	
November	5,387	
December	6,377	
January	7,353	
February	9,069	
March	10,918	
April	12,984	
May	14,065	
June	14,667	

QUALITY

	Quantity	Base Number	Contract	AT	Region	England
% of FP17s for the same patient ID Re-attending within 3 months - Children	34	297	11.4%	9.9%	11.5%	11.5%
% of FP17s for the same patient ID Re-attending within 3 months - Adults	296	1,499	19.7%	15.7%	16.6%	15.4%
% of FP17s for the same patient ID Re-attending between 3 & 9 months - Children	77	297	25.9%	48.8%	48.8%	58.9%
% of FP17s for the same patient ID Re-attending between 3 & 9 months - Adults	284	1,499	18.9%	38.6%	39.3%	51.6%
% of FP17s for Band 1 Urgent Courses	172	915	18.8%	11.0%	10.6%	8.9%
% of FP17s Relating to Free Repair or Replacements	5	915	0.5%	0.5%	0.5%	0.8%
% of FP17s Relating to Continuations	16	915	1.7%	0.5%	0.7%	0.9%
% of Patients satisfied with the dentistry they have received	4	4	N/A	88.4%	90.4%	93.2%
% of Patients satisfied with the time they had to wait for an appointment	4	4	N/A	83.8%	85.3%	88.8%

* This is based on patients treated on this contract for their most recent course of treatment. Figures in italics indicate the base number of FP17s or Patient Questionnaire responses are less than 100. N/A is shown where the base number of responses is less than 10 during the period. % is calculated as Quantity/Base number*100

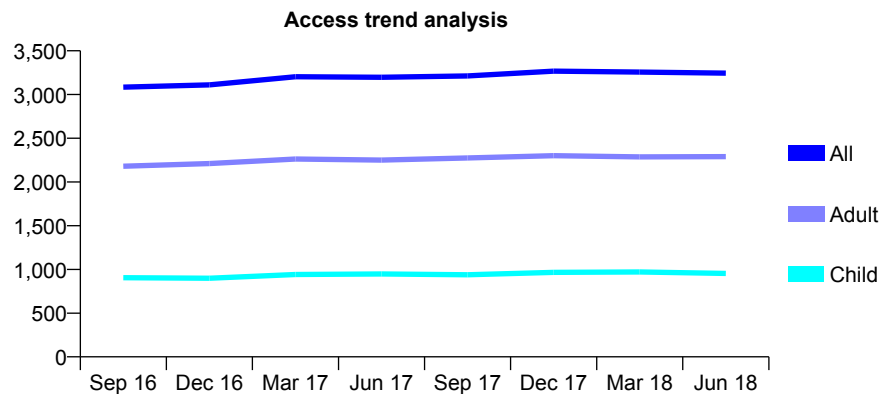
Q62 - Vital Signs At a Glance Contract Report for 118338/0001 - June 2018

Name or company name	Confident Dental Practices Ltd
Contract type name	PDS Contract
Purpose of contract	General
Contract start date	01/12/2010
Contract end date	30/11/2020

18/19 Contracted general activity (UDA)	10,363
Carry forward general activity (UDA)	0
18/19 Contracted orthodontic activity (UOA)	0
Carry forward orthodontic activity (UOA)	0
Baseline contract value	£307,128.60

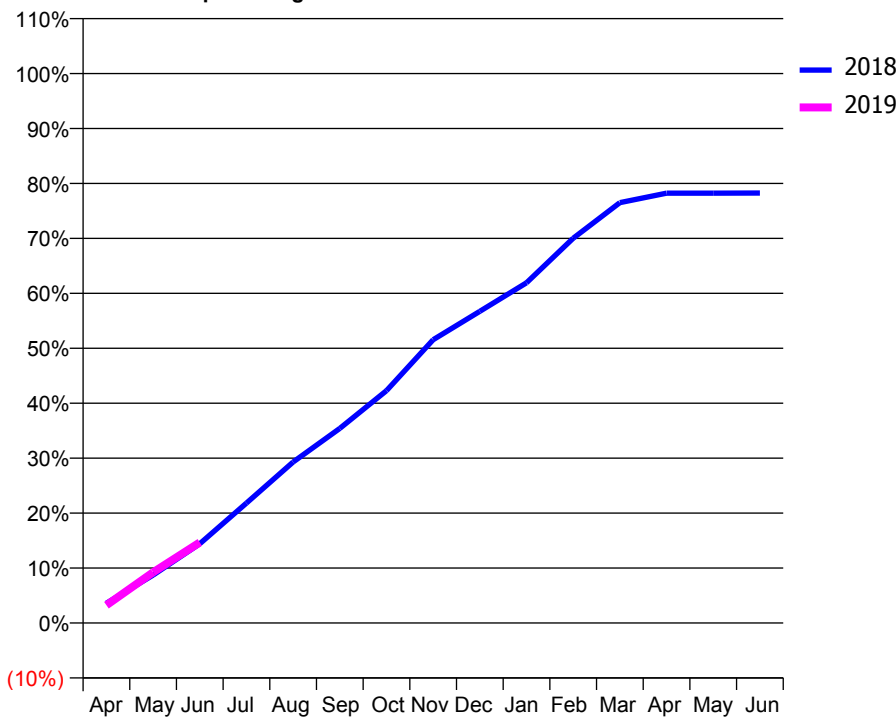
ACCESS*

Patients seen in 24 months	Total	Change since previous quarter
Quarter ending June 2017	3,198	
Quarter ending September 2017	3,213	→
Quarter ending December 2017	3,267	→
Quarter ending March 2018	3,257	→
Quarter ending June 2018	3,244	→
Variance since June 2017	1.4%	→



ACTIVITY

Cumulative percentage of contracted UDA delivered 2018 & 2019



Month	Adjusted Scheduled Activity (UDA)	
	2018	2019
April	374	336
May	905	957
June	1,496	1,519
July	2,261	
August	3,038	
September	3,669	
October	4,383	
November	5,343	
December	5,878	
January	6,416	
February	7,256	
March	7,927	
April	8,106	
May	8,107	
June	8,110	

QUALITY

	Quantity	Base Number	Contract	AT	Region	England
% of FP17s for the same patient ID Re-attending within 3 months - Children	16	254	6.3%	9.9%	11.5%	11.5%
% of FP17s for the same patient ID Re-attending within 3 months - Adults	57	476	12.0%	15.7%	16.6%	15.4%
% of FP17s for the same patient ID Re-attending between 3 & 9 months - Children	103	254	40.6%	48.8%	48.8%	58.9%
% of FP17s for the same patient ID Re-attending between 3 & 9 months - Adults	164	476	34.5%	38.6%	39.3%	51.6%
% of FP17s for Band 1 Urgent Courses	56	657	8.5%	11.0%	10.6%	8.9%
% of FP17s Relating to Free Repair or Replacements	3	657	0.5%	0.5%	0.5%	0.8%
% of FP17s Relating to Continuations	10	657	1.5%	0.5%	0.7%	0.9%
% of Patients satisfied with the dentistry they have received	0	0	N/A	88.4%	90.4%	93.2%
% of Patients satisfied with the time they had to wait for an appointment	0	0	N/A	83.8%	85.3%	88.8%

* This is based on patients treated on this contract for their most recent course of treatment. Figures in italics indicate the base number of FP17s or Patient Questionnaire responses are less than 100. N/A is shown where the base number of responses is less than 10 during the period. % is calculated as Quantity/Base number*100

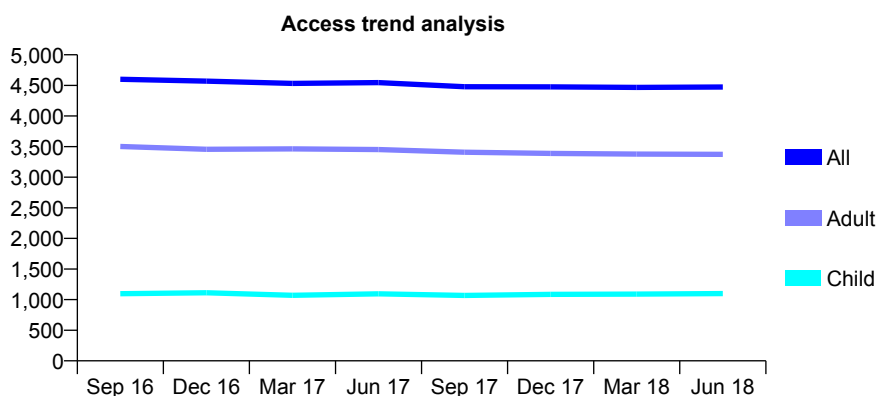
Q62 - Vital Signs At a Glance Contract Report for 119180/0001 - June 2018

Name or company name	Mr B Metha & Mr S Mehta
Contract type name	GDS Contract
Purpose of contract	General
Contract start date	01/07/2011
Contract end date	

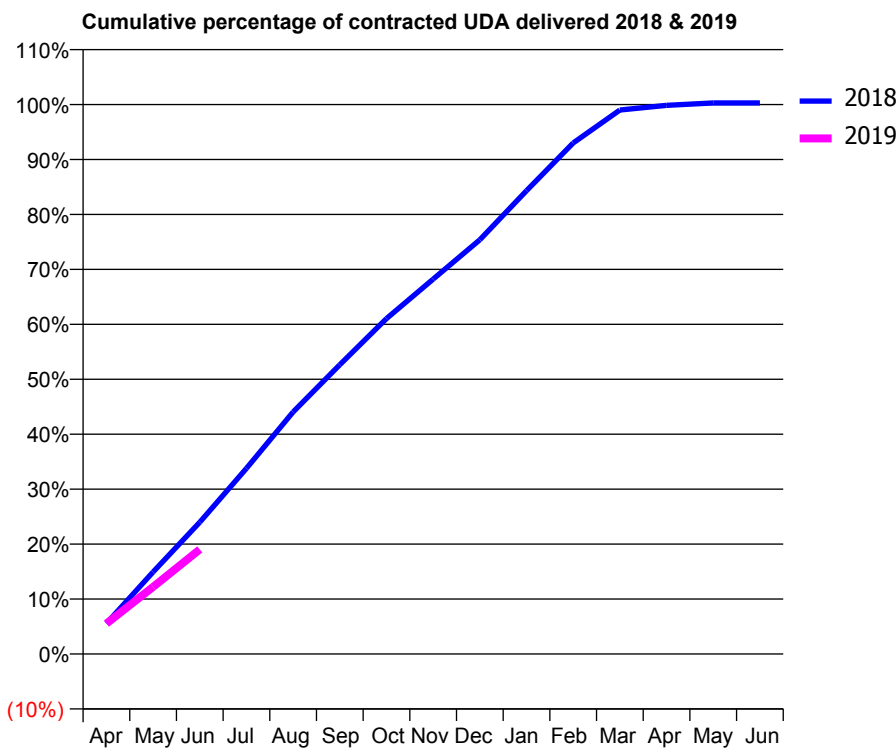
18/19 Contracted general activity (UDA)	12,455
Carry forward general activity (UDA)	0
18/19 Contracted orthodontic activity (UOA)	0
Carry forward orthodontic activity (UOA)	0
Baseline contract value	£397,070.87

ACCESS*

Patients seen in 24 months	Total	Change since previous quarter
Quarter ending June 2017	4,546	
Quarter ending September 2017	4,478	↓
Quarter ending December 2017	4,475	→
Quarter ending March 2018	4,468	→
Quarter ending June 2018	4,474	→
Variance since June 2017	(1.6%)	↓



ACTIVITY



Month	Adjusted Scheduled Activity (UDA)	
	2018	2019
April	694	692
May	1,862	1,522
June	2,987	2,371
July	4,210	
August	5,487	
September	6,557	
October	7,604	
November	8,498	
December	9,390	
January	10,502	
February	11,584	
March	12,329	
April	12,436	
May	12,490	
June	12,491	

QUALITY

	Quantity	Base Number	Contract	AT	Region	England
% of FP17s for the same patient ID Re-attending within 3 months - Children	38	429	8.9%	9.9%	11.5%	11.5%
% of FP17s for the same patient ID Re-attending within 3 months - Adults	89	844	10.5%	15.7%	16.6%	15.4%
% of FP17s for the same patient ID Re-attending between 3 & 9 months - Children	269	429	62.7%	48.8%	48.8%	58.9%
% of FP17s for the same patient ID Re-attending between 3 & 9 months - Adults	384	844	45.5%	38.6%	39.3%	51.6%
% of FP17s for Band 1 Urgent Courses	91	1,191	7.6%	11.0%	10.6%	8.9%
% of FP17s Relating to Free Repair or Replacements	1	1,191	0.1%	0.5%	0.5%	0.8%
% of FP17s Relating to Continuations	7	1,191	0.6%	0.5%	0.7%	0.9%
% of Patients satisfied with the dentistry they have received	6	6	N/A	88.4%	90.4%	93.2%
% of Patients satisfied with the time they had to wait for an appointment	6	6	N/A	83.8%	85.3%	88.8%

* This is based on patients treated on this contract for their most recent course of treatment. Figures in italics indicate the base number of FP17s or Patient Questionnaire responses are less than 100. N/A is shown where the base number of responses is less than 10 during the period. % is calculated as Quantity/Base number*100

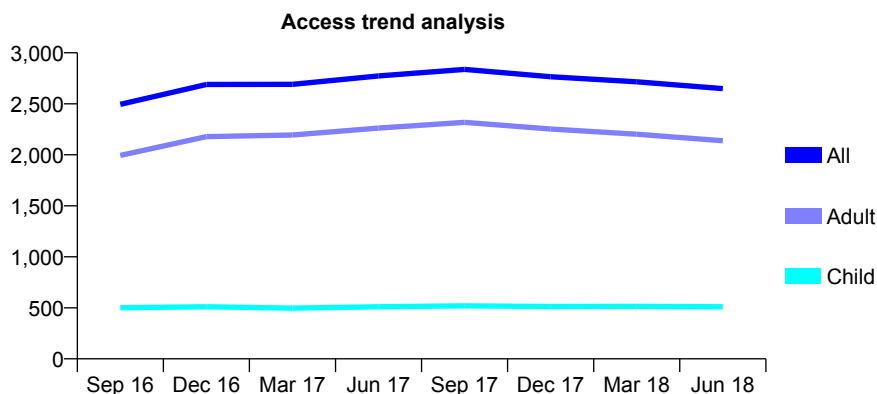
Q62 - Vital Signs At a Glance Contract Report for 124702/0001 - June 2018

Name or company name	S Cowley, R Ingham and J Angelo
Contract type name	GDS Contract
Purpose of contract	General
Contract start date	01/01/2015
Contract end date	

18/19 Contracted general activity (UDA)	13,793
Carry forward general activity (UDA)	0
18/19 Contracted orthodontic activity (UOA)	0
Carry forward orthodontic activity (UOA)	0
Baseline contract value	£449,399.57

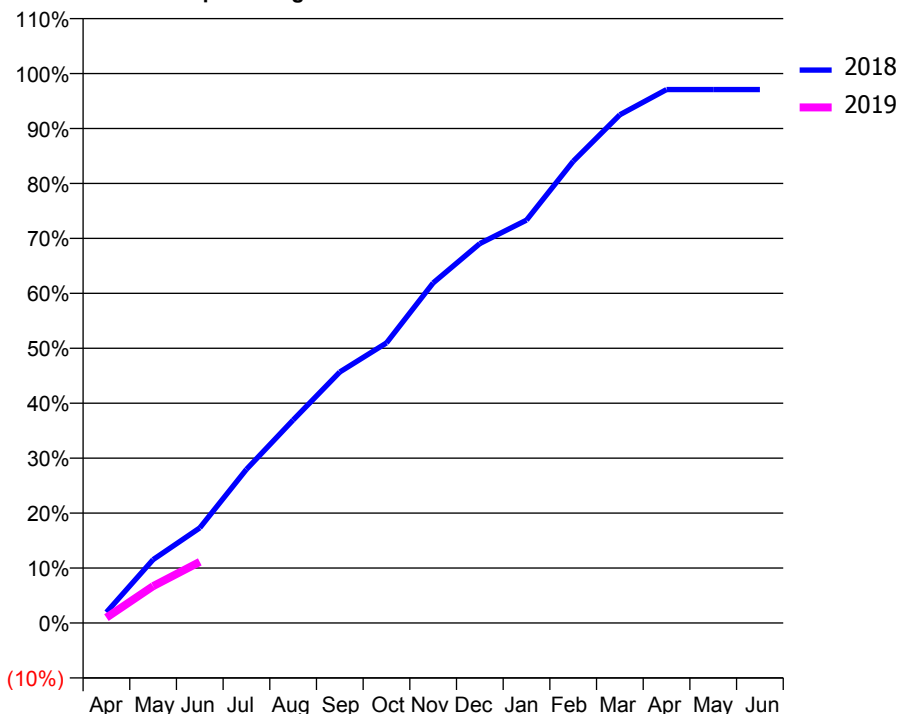
ACCESS*

Patients seen in 24 months	Total	Change since previous quarter
Quarter ending June 2017	2,773	
Quarter ending September 2017	2,837	↑
Quarter ending December 2017	2,766	↓
Quarter ending March 2018	2,716	↓
Quarter ending June 2018	2,649	↓
Variance since June 2017	(4.5%)	↓



ACTIVITY

Cumulative percentage of contracted UDA delivered 2018 & 2019



Adjusted Scheduled Activity (UDA)

Month	2018	2019
April	269	137
May	1,590	925
June	2,390	1,534
July	3,857	
August	5,098	
September	6,300	
October	7,030	
November	8,536	
December	9,524	
January	10,114	
February	11,591	
March	12,756	
April	13,391	
May	13,391	
June	13,391	

QUALITY

	Quantity	Base Number	Contract	AT	Region	England
% of FP17s for the same patient ID Re-attending within 3 months - Children	11	135	8.1%	9.9%	11.5%	11.5%
% of FP17s for the same patient ID Re-attending within 3 months - Adults	87	449	19.4%	15.7%	16.6%	15.4%
% of FP17s for the same patient ID Re-attending between 3 & 9 months - Children	69	135	51.1%	48.8%	48.8%	58.9%
% of FP17s for the same patient ID Re-attending between 3 & 9 months - Adults	179	449	39.9%	38.6%	39.3%	51.6%
% of FP17s for Band 1 Urgent Courses	95	478	19.9%	11.0%	10.6%	8.9%
% of FP17s Relating to Free Repair or Replacements	3	478	0.6%	0.5%	0.5%	0.8%
% of FP17s Relating to Continuations	11	478	2.3%	0.5%	0.7%	0.9%
% of Patients satisfied with the dentistry they have received	4	4	N/A	88.4%	90.4%	93.2%
% of Patients satisfied with the time they had to wait for an appointment	4	4	N/A	83.8%	85.3%	88.8%

* This is based on patients treated on this contract for their most recent course of treatment. Figures in italics indicate the base number of FP17s or Patient Questionnaire responses are less than 100. N/A is shown where the base number of responses is less than 10 during the period. % is calculated as Quantity/Base number*100

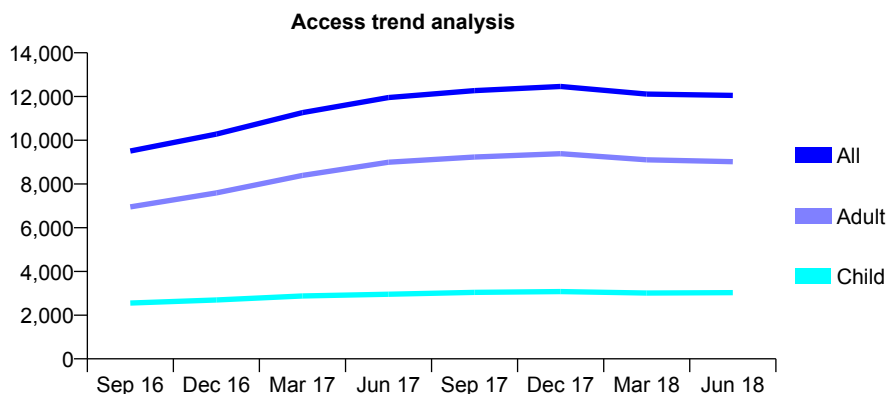
Q62 - Vital Signs At a Glance Contract Report for 125261/0001 - June 2018

Name or company name	Haven Green Clinic Limited
Contract type name	GDS Contract
Purpose of contract	General
Contract start date	01/08/2015
Contract end date	

18/19 Contracted general activity (UDA)	25,243
Carry forward general activity (UDA)	0
18/19 Contracted orthodontic activity (UOA)	0
Carry forward orthodontic activity (UOA)	0
Baseline contract value	£721,852.21

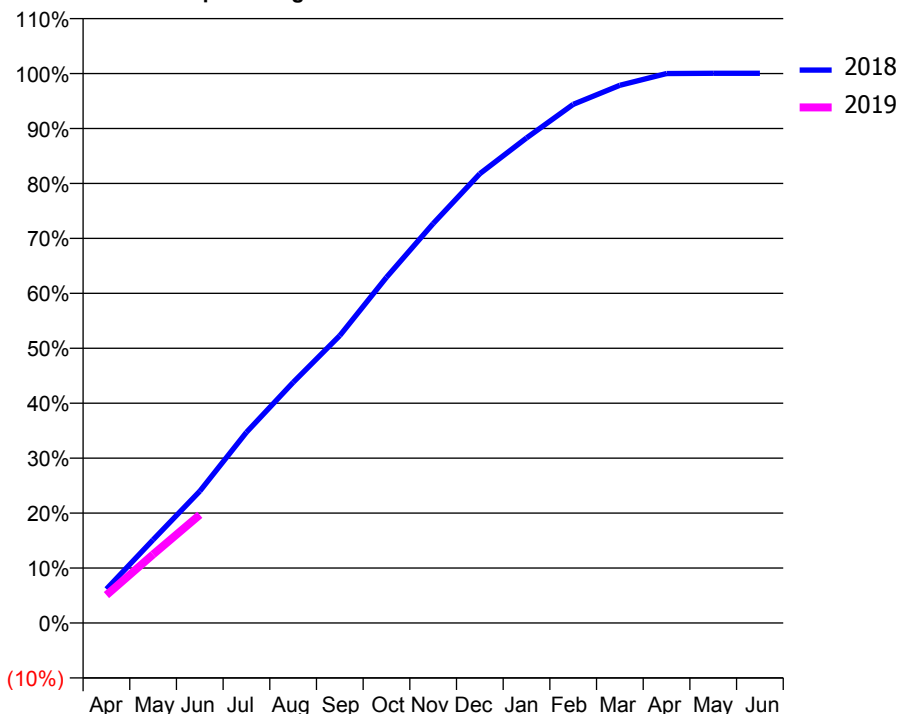
ACCESS*

Patients seen in 24 months	Total	Change since previous quarter
Quarter ending June 2017	11,955	
Quarter ending September 2017	12,272	↑
Quarter ending December 2017	12,461	→
Quarter ending March 2018	12,115	↓
Quarter ending June 2018	12,050	→
Variance since June 2017	0.8%	→



ACTIVITY

Cumulative percentage of contracted UDA delivered 2018 & 2019



Month	Adjusted Scheduled Activity (UDA)	
	2018	2019
April	1,560	1,286
May	3,824	3,151
June	6,055	4,974
July	8,763	
August	11,052	
September	13,201	
October	15,880	
November	18,347	
December	20,639	
January	22,285	
February	23,829	
March	24,705	
April	25,238	
May	25,256	
June	25,256	

QUALITY

	Quantity	Base Number	Contract	AT	Region	England
% of FP17s for the same patient ID Re-attending within 3 months - Children	54	974	5.5%	9.9%	11.5%	11.5%
% of FP17s for the same patient ID Re-attending within 3 months - Adults	211	2,104	10.0%	15.7%	16.6%	15.4%
% of FP17s for the same patient ID Re-attending between 3 & 9 months - Children	447	974	45.9%	48.8%	48.8%	58.9%
% of FP17s for the same patient ID Re-attending between 3 & 9 months - Adults	897	2,104	42.6%	38.6%	39.3%	51.6%
% of FP17s for Band 1 Urgent Courses	304	2,763	11.0%	11.0%	10.6%	8.9%
% of FP17s Relating to Free Repair or Replacements	24	2,763	0.9%	0.5%	0.5%	0.8%
% of FP17s Relating to Continuations	0	2,763	0.0%	0.5%	0.7%	0.9%
% of Patients satisfied with the dentistry they have received	8	8	N/A	88.4%	90.4%	93.2%
% of Patients satisfied with the time they had to wait for an appointment	7	8	N/A	83.8%	85.3%	88.8%

* This is based on patients treated on this contract for their most recent course of treatment. Figures in italics indicate the base number of FP17s or Patient Questionnaire responses are less than 100. N/A is shown where the base number of responses is less than 10 during the period. % is calculated as Quantity/Base number*100

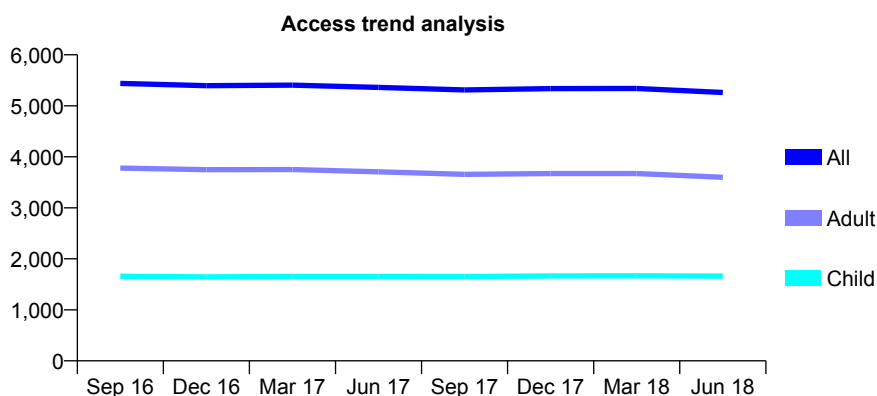
Q62 - Vital Signs At a Glance Contract Report for 129771/0001 - June 2018

Name or company name	Feltham Dental Care
Contract type name	GDS Contract
Purpose of contract	General
Contract start date	01/06/2012
Contract end date	

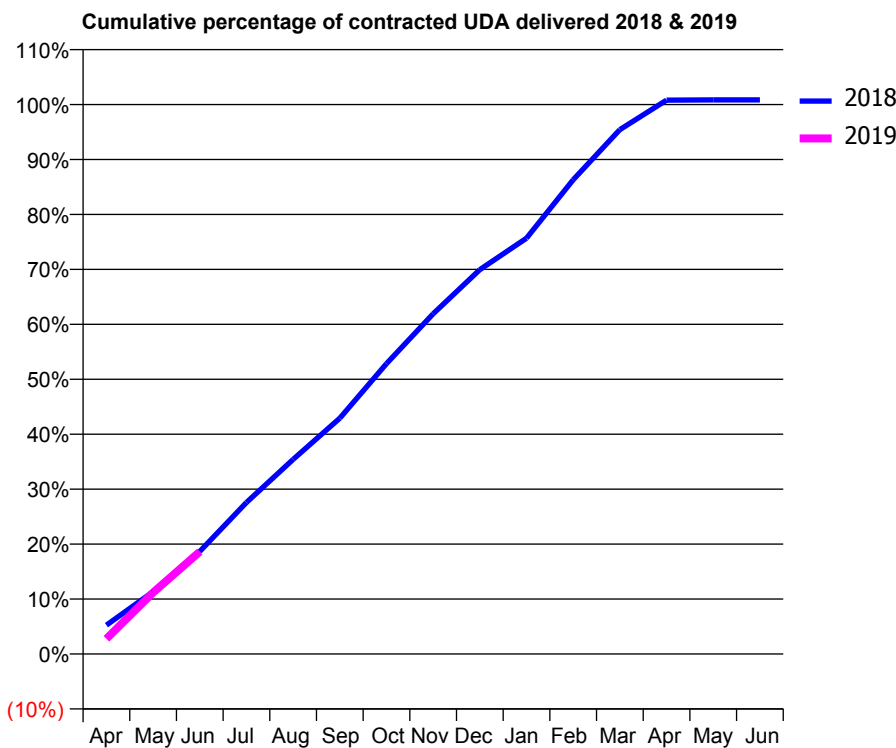
18/19 Contracted general activity (UDA)	15,351
Carry forward general activity (UDA)	0
18/19 Contracted orthodontic activity (UOA)	0
Carry forward orthodontic activity (UOA)	0
Baseline contract value	£435,836.09

ACCESS*

Patients seen in 24 months	Total	Change since previous quarter
Quarter ending June 2017	5,361	
Quarter ending September 2017	5,311	→
Quarter ending December 2017	5,337	→
Quarter ending March 2018	5,339	→
Quarter ending June 2018	5,261	↓
Variance since June 2017	(1.9%)	↓



ACTIVITY



Month	Adjusted Scheduled Activity (UDA)	
	2018	2019
April	806	426
May	1,742	1,718
June	2,866	2,858
July	4,232	
August	5,438	
September	6,588	
October	8,110	
November	9,506	
December	10,737	
January	11,619	
February	13,250	
March	14,649	
April	15,473	
May	15,479	
June	15,480	

QUALITY

	Quantity	Base Number	Contract	AT	Region	England
% of FP17s for the same patient ID Re-attending within 3 months - Children	38	569	6.7%	9.9%	11.5%	11.5%
% of FP17s for the same patient ID Re-attending within 3 months - Adults	98	906	10.8%	15.7%	16.6%	15.4%
% of FP17s for the same patient ID Re-attending between 3 & 9 months - Children	327	569	57.5%	48.8%	48.8%	58.9%
% of FP17s for the same patient ID Re-attending between 3 & 9 months - Adults	450	906	49.7%	38.6%	39.3%	51.6%
% of FP17s for Band 1 Urgent Courses	68	1,178	5.8%	11.0%	10.6%	8.9%
% of FP17s Relating to Free Repair or Replacements	2	1,178	0.2%	0.5%	0.5%	0.8%
% of FP17s Relating to Continuations	15	1,178	1.3%	0.5%	0.7%	0.9%
% of Patients satisfied with the dentistry they have received	4	5	N/A	88.4%	90.4%	93.2%
% of Patients satisfied with the time they had to wait for an appointment	5	5	N/A	83.8%	85.3%	88.8%

* This is based on patients treated on this contract for their most recent course of treatment. Figures in italics indicate the base number of FP17s or Patient Questionnaire responses are less than 100. N/A is shown where the base number of responses is less than 10 during the period. % is calculated as Quantity/Base number*100

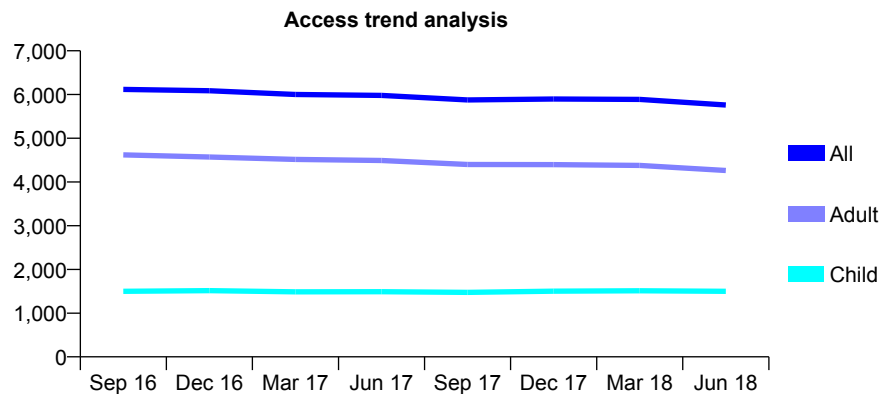
Q62 - Vital Signs At a Glance Contract Report for 130443/0001 - June 2018

Name or company name	Dr. L. Patel
Contract type name	GDS Contract
Purpose of contract	General
Contract start date	01/06/2011
Contract end date	

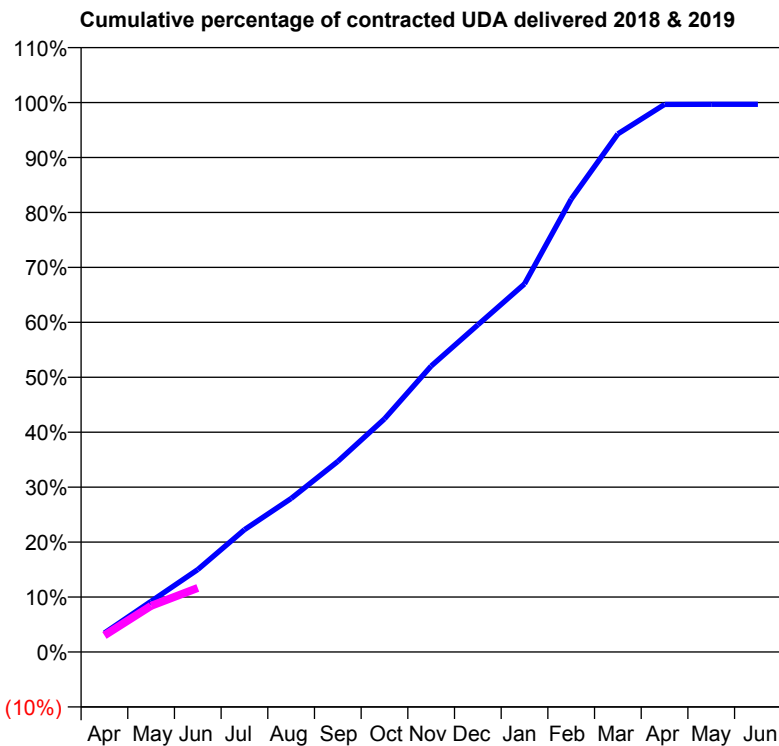
18/19 Contracted general activity (UDA)	14,053
Carry forward general activity (UDA)	0
18/19 Contracted orthodontic activity (UOA)	0
Carry forward orthodontic activity (UOA)	0
Baseline contract value	£307,807.45

ACCESS*

Patients seen in 24 months	Total	Change since previous quarter
Quarter ending June 2017	5,981	
Quarter ending September 2017	5,876	↓
Quarter ending December 2017	5,898	→
Quarter ending March 2018	5,889	→
Quarter ending June 2018	5,760	↓
Variance since June 2017	(3.7%)	↓



ACTIVITY



Month	Adjusted Scheduled Activity (UDA)	
	2018	2019
April	487	425
May	1,298	1,180
June	2,110	1,639
July	3,128	
August	3,928	
September	4,875	
October	5,964	
November	7,312	
December	8,366	
January	9,414	
February	11,584	
March	13,252	
April	14,004	
May	14,006	
June	14,006	

QUALITY

	Quantity	Base Number	Contract	AT	Region	England
% of FP17s for the same patient ID Re-attending within 3 months - Children	33	390	8.5%	9.9%	11.5%	11.5%
% of FP17s for the same patient ID Re-attending within 3 months - Adults	83	881	9.4%	15.7%	16.6%	15.4%
% of FP17s for the same patient ID Re-attending between 3 & 9 months - Children	237	390	60.8%	48.8%	48.8%	58.9%
% of FP17s for the same patient ID Re-attending between 3 & 9 months - Adults	427	881	48.5%	38.6%	39.3%	51.6%
% of FP17s for Band 1 Urgent Courses	55	806	6.8%	11.0%	10.6%	8.9%
% of FP17s Relating to Free Repair or Replacements	2	806	0.2%	0.5%	0.5%	0.8%
% of FP17s Relating to Continuations	1	806	0.1%	0.5%	0.7%	0.9%
% of Patients satisfied with the dentistry they have received	5	5	N/A	88.4%	90.4%	93.2%
% of Patients satisfied with the time they had to wait for an appointment	5	5	N/A	83.8%	85.3%	88.8%

* This is based on patients treated on this contract for their most recent course of treatment. Figures in italics indicate the base number of FP17s or Patient Questionnaire responses are less than 100. N/A is shown where the base number of responses is less than 10 during the period. % is calculated as Quantity/Base number*100

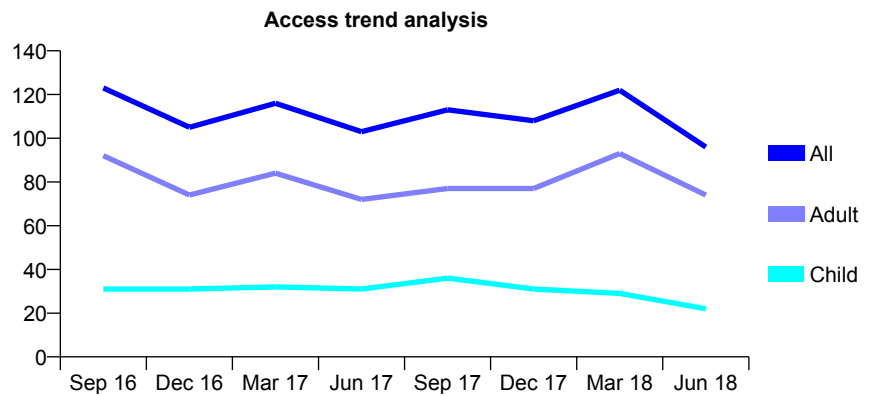
Q62 - Vital Signs At a Glance Contract Report for 134198/0001 - June 2018

Name or company name	A Vazir & E Vazir
Contract type name	GDS Contract
Purpose of contract	General
Contract start date	01/04/2010
Contract end date	

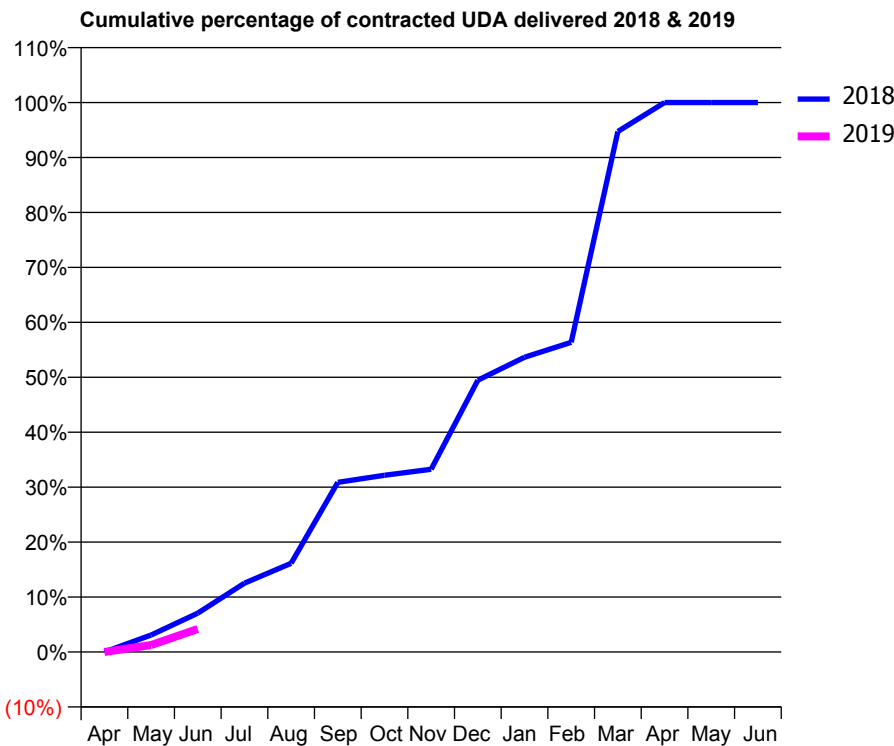
18/19 Contracted general activity (UDA)	551
Carry forward general activity (UDA)	0
18/19 Contracted orthodontic activity (UOA)	0
Carry forward orthodontic activity (UOA)	0
Baseline contract value	£19,905.94

ACCESS*

Patients seen in 24 months	Total	Change since previous quarter
Quarter ending June 2017	103	
Quarter ending September 2017	113	↑
Quarter ending December 2017	108	↓
Quarter ending March 2018	122	↑
Quarter ending June 2018	96	↓
Variance since June 2017	(6.8%)	↓



ACTIVITY



Month	Adjusted Scheduled Activity (UDA)	
	2018	2019
April	0	0
May	17	7
June	39	23
July	69	
August	89	
September	170	
October	177	
November	183	
December	273	
January	296	
February	311	
March	522	
April	551	
May	551	
June	551	

QUALITY

	Quantity	Base Number	Contract	AT	Region	England
% of FP17s for the same patient ID Re-attending within 3 months - Children	0	3	0.0%	9.9%	11.5%	11.5%
% of FP17s for the same patient ID Re-attending within 3 months - Adults	0	11	0.0%	15.7%	16.6%	15.4%
% of FP17s for the same patient ID Re-attending between 3 & 9 months - Children	0	3	0.0%	48.8%	48.8%	58.9%
% of FP17s for the same patient ID Re-attending between 3 & 9 months - Adults	0	11	0.0%	38.6%	39.3%	51.6%
% of FP17s for Band 1 Urgent Courses	0	9	0.0%	11.0%	10.6%	8.9%
% of FP17s Relating to Free Repair or Replacements	0	9	0.0%	0.5%	0.5%	0.8%
% of FP17s Relating to Continuations	0	9	0.0%	0.5%	0.7%	0.9%
% of Patients satisfied with the dentistry they have received	1	1	N/A	88.4%	90.4%	93.2%
% of Patients satisfied with the time they had to wait for an appointment	1	1	N/A	83.8%	85.3%	88.8%

* This is based on patients treated on this contract for their most recent course of treatment. Figures in italics indicate the base number of FP17s or Patient Questionnaire responses are less than 100. N/A is shown where the base number of responses is less than 10 during the period. % is calculated as Quantity/Base number*100

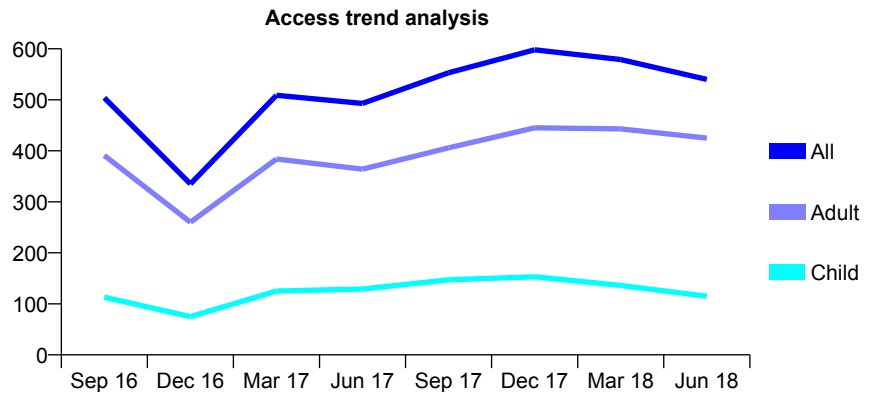
Q62 - Vital Signs At a Glance Contract Report for 134198/0002 - June 2018

Name or company name	A Vazir & E Vazir
Contract type name	GDS Contract
Purpose of contract	General
Contract start date	01/04/2010
Contract end date	

18/19 Contracted general activity (UDA)	2,327
Carry forward general activity (UDA)	0
18/19 Contracted orthodontic activity (UOA)	0
Carry forward orthodontic activity (UOA)	0
Baseline contract value	£77,072.04

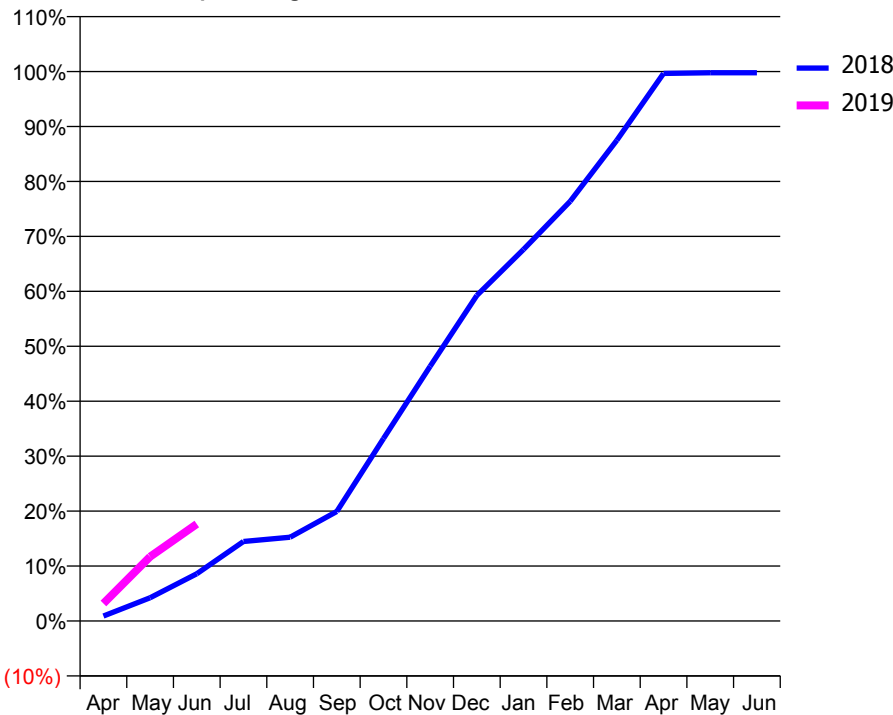
ACCESS*

Patients seen in 24 months	Total	Change since previous quarter
Quarter ending June 2017	493	
Quarter ending September 2017	553	↑
Quarter ending December 2017	598	↑
Quarter ending March 2018	579	↓
Quarter ending June 2018	540	↓
Variance since June 2017	9.5%	↑



ACTIVITY

Cumulative percentage of contracted UDA delivered 2018 & 2019



Month	Adjusted Scheduled Activity (UDA)	
	2018	2019
April	21	74
May	99	272
June	200	411
July	337	
August	355	
September	464	
October	773	
November	1,079	
December	1,379	
January	1,574	
February	1,777	
March	2,036	
April	2,319	
May	2,322	
June	2,322	

QUALITY

	Quantity	Base Number	Contract	AT	Region	England
% of FP17s for the same patient ID Re-attending within 3 months - Children	0	33	0.0%	9.9%	11.5%	11.5%
% of FP17s for the same patient ID Re-attending within 3 months - Adults	7	106	6.6%	15.7%	16.6%	15.4%
% of FP17s for the same patient ID Re-attending between 3 & 9 months - Children	8	33	24.2%	48.8%	48.8%	58.9%
% of FP17s for the same patient ID Re-attending between 3 & 9 months - Adults	13	106	12.3%	38.6%	39.3%	51.6%
% of FP17s for Band 1 Urgent Courses	9	101	8.9%	11.0%	10.6%	8.9%
% of FP17s Relating to Free Repair or Replacements	0	101	0.0%	0.5%	0.5%	0.8%
% of FP17s Relating to Continuations	0	101	0.0%	0.5%	0.7%	0.9%
% of Patients satisfied with the dentistry they have received	0	0	N/A	88.4%	90.4%	93.2%
% of Patients satisfied with the time they had to wait for an appointment	0	0	N/A	83.8%	85.3%	88.8%

* This is based on patients treated on this contract for their most recent course of treatment. Figures in italics indicate the base number of FP17s or Patient Questionnaire responses are less than 100. N/A is shown where the base number of responses is less than 10 during the period. % is calculated as Quantity/Base number*100

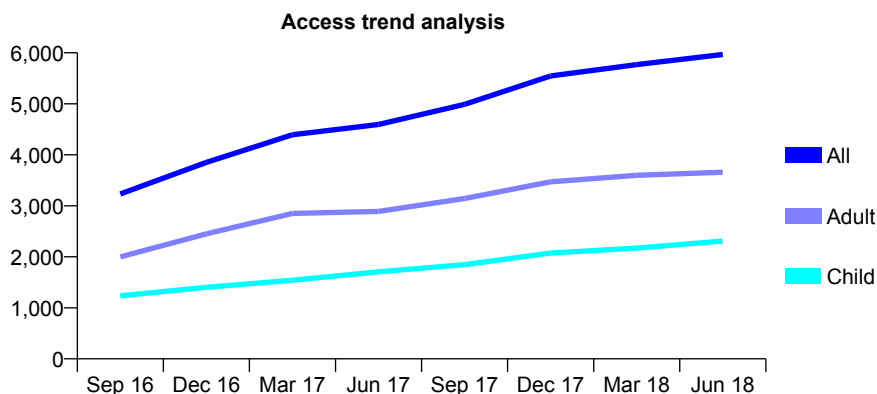
Q62 - Vital Signs At a Glance Contract Report for 134732/0001 - June 2018

Name or company name	SK Dental Staines Road Dental Practice Pa
Contract type name	GDS Contract
Purpose of contract	General
Contract start date	01/01/2016
Contract end date	

18/19 Contracted general activity (UDA)	16,423
Carry forward general activity (UDA)	0
18/19 Contracted orthodontic activity (UOA)	0
Carry forward orthodontic activity (UOA)	0
Baseline contract value	£509,158.16

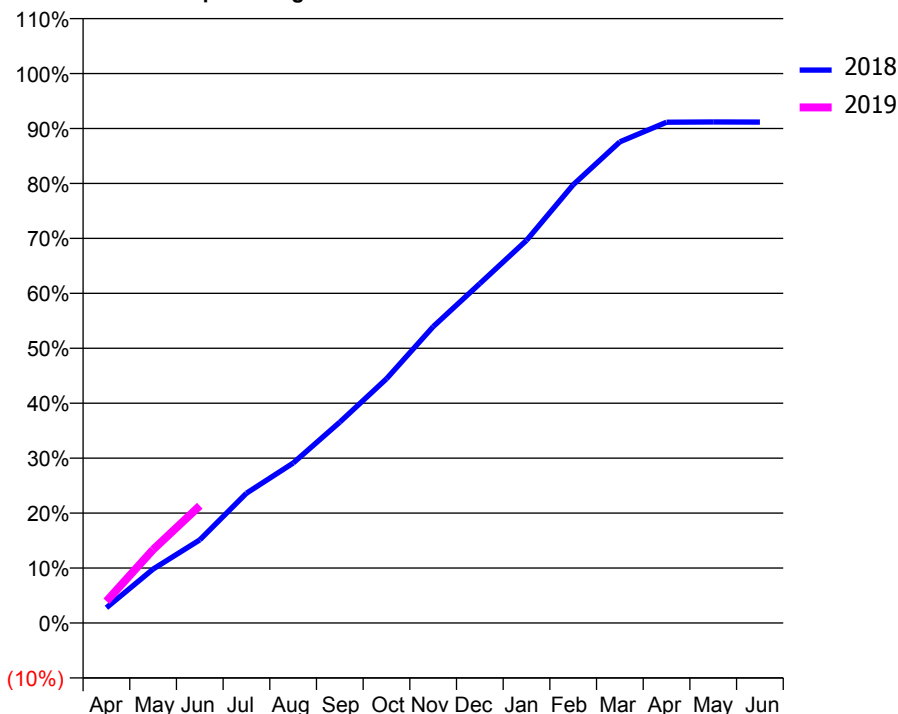
ACCESS*

Patients seen in 24 months	Total	Change since previous quarter
Quarter ending June 2017	4,594	
Quarter ending September 2017	4,990	↑
Quarter ending December 2017	5,546	↑
Quarter ending March 2018	5,768	↑
Quarter ending June 2018	5,968	↑
Variance since June 2017	29.9%	↑



ACTIVITY

Cumulative percentage of contracted UDA delivered 2018 & 2019



Month	Adjusted Scheduled Activity (UDA)	
	2018	2019
April	458	651
May	1,614	2,195
June	2,486	3,504
July	3,881	
August	4,779	
September	6,006	
October	7,298	
November	8,858	
December	10,146	
January	11,435	
February	13,100	
March	14,379	
April	14,965	
May	14,974	
June	14,972	

QUALITY

	Quantity	Base Number	Contract	AT	Region	England
% of FP17s for the same patient ID Re-attending within 3 months - Children	20	793	2.5%	9.9%	11.5%	11.5%
% of FP17s for the same patient ID Re-attending within 3 months - Adults	69	1,018	6.8%	15.7%	16.6%	15.4%
% of FP17s for the same patient ID Re-attending between 3 & 9 months - Children	438	793	55.2%	48.8%	48.8%	58.9%
% of FP17s for the same patient ID Re-attending between 3 & 9 months - Adults	448	1,018	44.0%	38.6%	39.3%	51.6%
% of FP17s for Band 1 Urgent Courses	72	1,563	4.6%	11.0%	10.6%	8.9%
% of FP17s Relating to Free Repair or Replacements	5	1,563	0.3%	0.5%	0.5%	0.8%
% of FP17s Relating to Continuations	2	1,563	0.1%	0.5%	0.7%	0.9%
% of Patients satisfied with the dentistry they have received	2	2	N/A	88.4%	90.4%	93.2%
% of Patients satisfied with the time they had to wait for an appointment	1	2	N/A	83.8%	85.3%	88.8%

* This is based on patients treated on this contract for their most recent course of treatment. Figures in italics indicate the base number of FP17s or Patient Questionnaire responses are less than 100. N/A is shown where the base number of responses is less than 10 during the period. % is calculated as Quantity/Base number*100

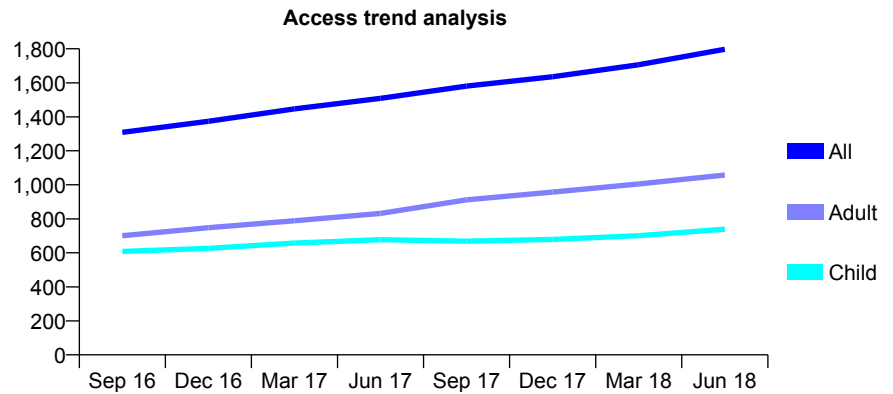
Q62 - Vital Signs At a Glance Contract Report for 135348/0001 - June 2018

Name or company name	Mr K. K. Kothary & Mr. P. Amin
Contract type name	GDS Contract
Purpose of contract	General
Contract start date	01/11/2013
Contract end date	

18/19 Contracted general activity (UDA)	8,498
Carry forward general activity (UDA)	0
18/19 Contracted orthodontic activity (UOA)	0
Carry forward orthodontic activity (UOA)	0
Baseline contract value	£223,671.20

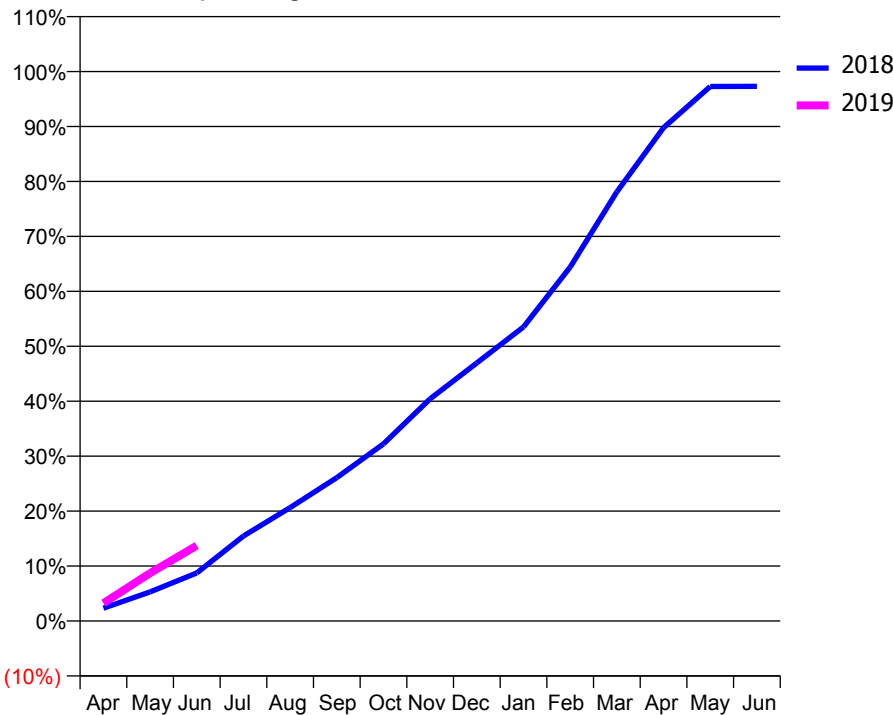
ACCESS*

Patients seen in 24 months	Total	Change since previous quarter
Quarter ending June 2017	1,509	
Quarter ending September 2017	1,581	↑
Quarter ending December 2017	1,636	↑
Quarter ending March 2018	1,706	↑
Quarter ending June 2018	1,797	↑
Variance since June 2017	19.1%	↑



ACTIVITY

Cumulative percentage of contracted UDA delivered 2018 & 2019



Month	Adjusted Scheduled Activity (UDA)	
	2018	2019
April	198	275
May	450	741
June	743	1,166
July	1,314	
August	1,754	
September	2,218	
October	2,739	
November	3,437	
December	3,991	
January	4,549	
February	5,474	
March	6,638	
April	7,629	
May	8,266	
June	8,268	

QUALITY

	Quantity	Base Number	Contract	AT	Region	England
% of FP17s for the same patient ID Re-attending within 3 months - Children	31	293	10.6%	9.9%	11.5%	11.5%
% of FP17s for the same patient ID Re-attending within 3 months - Adults	137	411	33.3%	15.7%	16.6%	15.4%
% of FP17s for the same patient ID Re-attending between 3 & 9 months - Children	156	293	53.2%	48.8%	48.8%	58.9%
% of FP17s for the same patient ID Re-attending between 3 & 9 months - Adults	142	411	34.5%	38.6%	39.3%	51.6%
% of FP17s for Band 1 Urgent Courses	47	332	14.2%	11.0%	10.6%	8.9%
% of FP17s Relating to Free Repair or Replacements	2	332	0.6%	0.5%	0.5%	0.8%
% of FP17s Relating to Continuations	2	332	0.6%	0.5%	0.7%	0.9%
% of Patients satisfied with the dentistry they have received	4	4	N/A	88.4%	90.4%	93.2%
% of Patients satisfied with the time they had to wait for an appointment	4	4	N/A	83.8%	85.3%	88.8%

* This is based on patients treated on this contract for their most recent course of treatment. Figures in italics indicate the base number of FP17s or Patient Questionnaire responses are less than 100. N/A is shown where the base number of responses is less than 10 during the period. % is calculated as Quantity/Base number*100

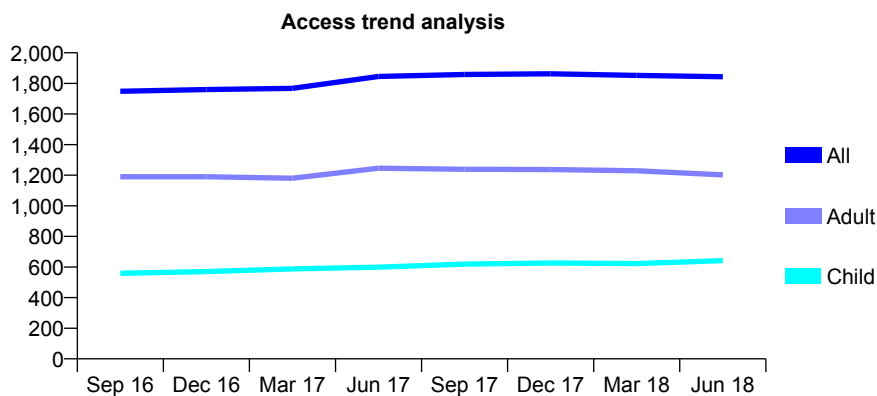
Q62 - Vital Signs At a Glance Contract Report for 136565/0001 - June 2018

Name or company name	Preeman Limited Smile For Life Dental Clin
Contract type name	GDS Contract
Purpose of contract	General
Contract start date	01/04/2011
Contract end date	

18/19 Contracted general activity (UDA)	8,350
Carry forward general activity (UDA)	0
18/19 Contracted orthodontic activity (UOA)	0
Carry forward orthodontic activity (UOA)	0
Baseline contract value	£203,192.57

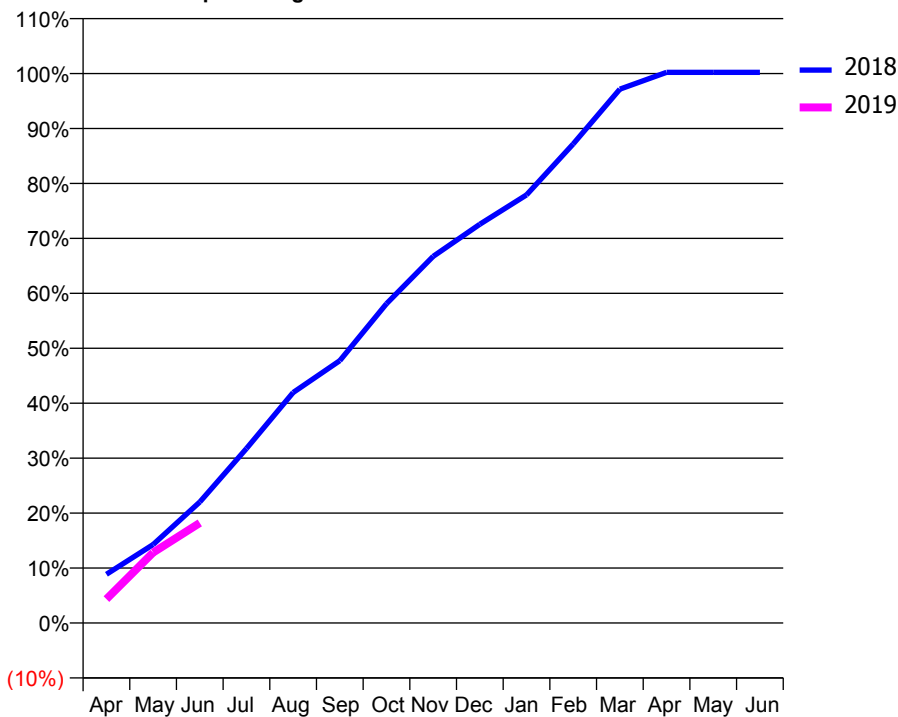
ACCESS*

Patients seen in 24 months	Total	Change since previous quarter
Quarter ending June 2017	1,845	
Quarter ending September 2017	1,858	→
Quarter ending December 2017	1,863	→
Quarter ending March 2018	1,852	→
Quarter ending June 2018	1,844	→
Variance since June 2017	(0.1%)	→



ACTIVITY

Cumulative percentage of contracted UDA delivered 2018 & 2019



Month	Adjusted Scheduled Activity (UDA)	
	2018	2019
April	740	363
May	1,193	1,071
June	1,838	1,520
July	2,652	
August	3,503	
September	3,987	
October	4,851	
November	5,570	
December	6,059	
January	6,504	
February	7,280	
March	8,112	
April	8,367	
May	8,367	
June	8,367	

QUALITY

	Quantity	Base Number	Contract	AT	Region	England
% of FP17s for the same patient ID Re-attending within 3 months - Children	7	200	3.5%	9.9%	11.5%	11.5%
% of FP17s for the same patient ID Re-attending within 3 months - Adults	31	290	10.7%	15.7%	16.6%	15.4%
% of FP17s for the same patient ID Re-attending between 3 & 9 months - Children	98	200	49.0%	48.8%	48.8%	58.9%
% of FP17s for the same patient ID Re-attending between 3 & 9 months - Adults	121	290	41.7%	38.6%	39.3%	51.6%
% of FP17s for Band 1 Urgent Courses	12	425	2.8%	11.0%	10.6%	8.9%
% of FP17s Relating to Free Repair or Replacements	1	425	0.2%	0.5%	0.5%	0.8%
% of FP17s Relating to Continuations	6	425	1.4%	0.5%	0.7%	0.9%
% of Patients satisfied with the dentistry they have received	0	0	N/A	88.4%	90.4%	93.2%
% of Patients satisfied with the time they had to wait for an appointment	0	0	N/A	83.8%	85.3%	88.8%

* This is based on patients treated on this contract for their most recent course of treatment. Figures in italics indicate the base number of FP17s or Patient Questionnaire responses are less than 100. N/A is shown where the base number of responses is less than 10 during the period. % is calculated as Quantity/Base number*100

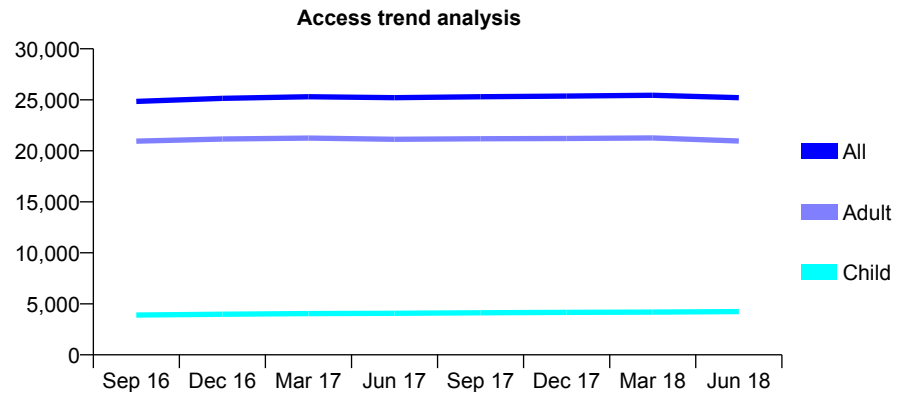
Q62 - Vital Signs At a Glance Contract Report for 138266/0001 - June 2018

Name or company name	Tooth and Mouth Limited
Contract type name	GDS Contract
Purpose of contract	General
Contract start date	01/04/2008
Contract end date	

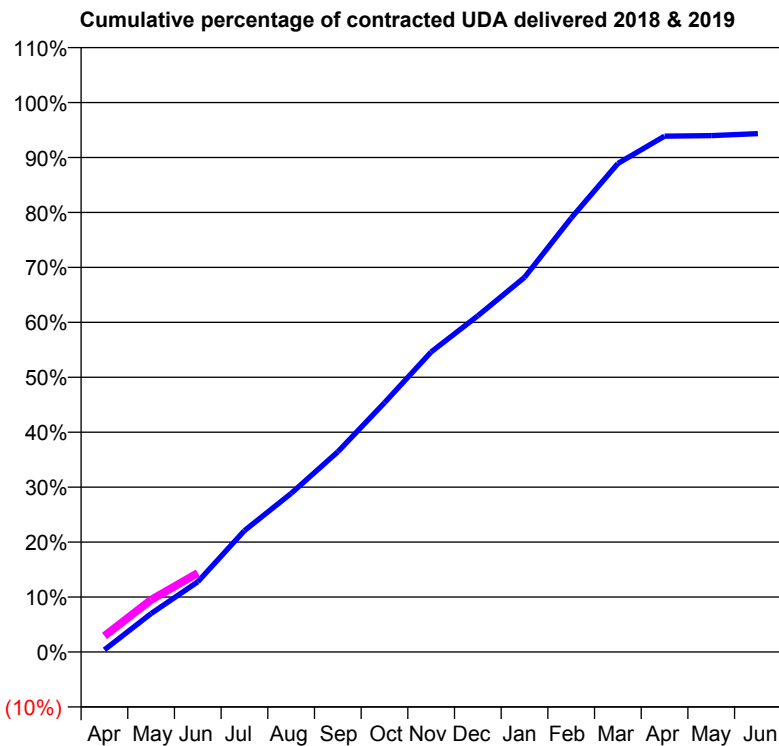
18/19 Contracted general activity (UDA)	70,150
Carry forward general activity (UDA)	0
18/19 Contracted orthodontic activity (UOA)	0
Carry forward orthodontic activity (UOA)	0
Baseline contract value	£2,257,059.16

ACCESS*

Patients seen in 24 months	Total	Change since previous quarter
Quarter ending June 2017	25,205	
Quarter ending September 2017	25,305	→
Quarter ending December 2017	25,360	→
Quarter ending March 2018	25,442	→
Quarter ending June 2018	25,210	→
Variance since June 2017	0.0%	→



ACTIVITY



Month	Adjusted Scheduled Activity (UDA)	
	2018	2019
April	289	2,047
May	4,917	6,659
June	8,961	10,084
July	15,496	
August	20,249	
September	25,562	
October	31,823	
November	38,303	
December	42,932	
January	47,827	
February	55,404	
March	62,365	
April	65,852	
May	65,923	
June	66,173	

QUALITY

	Quantity	Base Number	Contract	AT	Region	England
% of FP17s for the same patient ID Re-attending within 3 months - Children	81	1,322	6.1%	9.9%	11.5%	11.5%
% of FP17s for the same patient ID Re-attending within 3 months - Adults	725	4,732	15.3%	15.7%	16.6%	15.4%
% of FP17s for the same patient ID Re-attending between 3 & 9 months - Children	808	1,322	61.1%	48.8%	48.8%	58.9%
% of FP17s for the same patient ID Re-attending between 3 & 9 months - Adults	1,582	4,732	33.4%	38.6%	39.3%	51.6%
% of FP17s for Band 1 Urgent Courses	804	4,879	16.5%	11.0%	10.6%	8.9%
% of FP17s Relating to Free Repair or Replacements	35	4,879	0.7%	0.5%	0.5%	0.8%
% of FP17s Relating to Continuations	16	4,879	0.3%	0.5%	0.7%	0.9%
% of Patients satisfied with the dentistry they have received	12	14	85.7%	88.4%	90.4%	93.2%
% of Patients satisfied with the time they had to wait for an appointment	13	14	92.9%	83.8%	85.3%	88.8%

* This is based on patients treated on this contract for their most recent course of treatment. Figures in italics indicate the base number of FP17s or Patient Questionnaire responses are less than 100. N/A is shown where the base number of responses is less than 10 during the period. % is calculated as Quantity/Base number*100

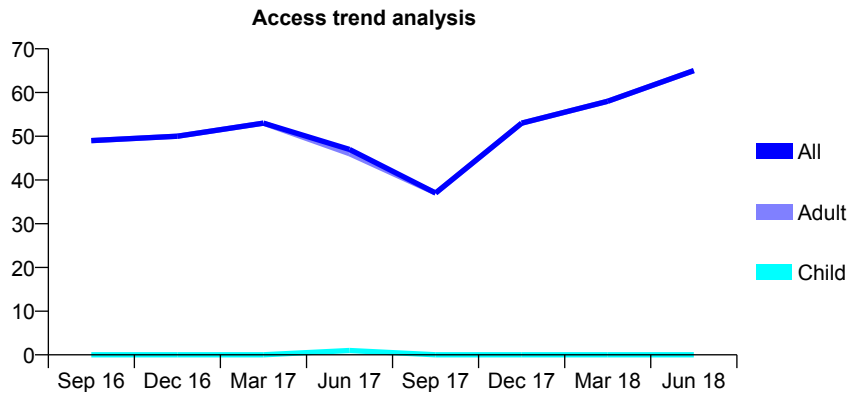
Q62 - Vital Signs At a Glance Contract Report for 138266/0003 - June 2018

Name or company name	Tooth and Mouth Limited
Contract type name	PDS Contract
Purpose of contract	General
Contract start date	01/04/2009
Contract end date	31/03/2019

18/19 Contracted general activity (UDA)	200
Carry forward general activity (UDA)	0
18/19 Contracted orthodontic activity (UOA)	0
Carry forward orthodontic activity (UOA)	0
Baseline contract value	£26,033.21

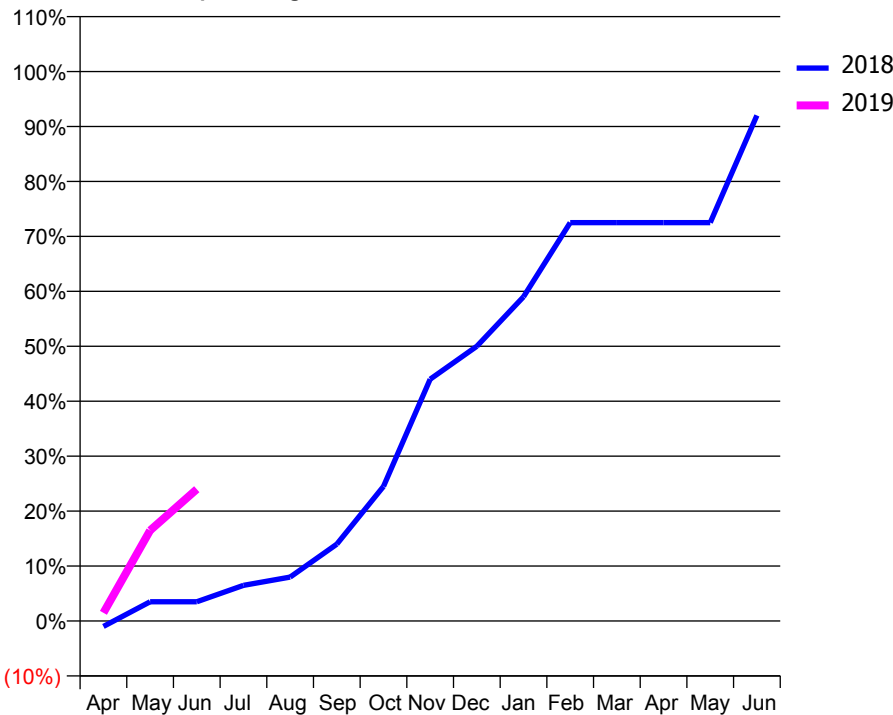
ACCESS*

Patients seen in 24 months	Total	Change since previous quarter
Quarter ending June 2017	47	
Quarter ending September 2017	37	↓
Quarter ending December 2017	53	↑
Quarter ending March 2018	58	↑
Quarter ending June 2018	65	↑
Variance since June 2017	38.3%	↑



ACTIVITY

Cumulative percentage of contracted UDA delivered 2018 & 2019



Month	Adjusted Scheduled Activity (UDA)	
	2018	2019
April	-2	3
May	7	33
June	7	48
July	13	
August	16	
September	28	
October	49	
November	88	
December	100	
January	118	
February	145	
March	145	
April	145	
May	145	
June	184	

QUALITY

	Quantity	Base Number	Contract	AT	Region	England
% of FP17s for the same patient ID Re-attending within 3 months - Children	0	0	N/A	9.9%	11.5%	11.5%
% of FP17s for the same patient ID Re-attending within 3 months - Adults	0	30	0.0%	15.7%	16.6%	15.4%
% of FP17s for the same patient ID Re-attending between 3 & 9 months - Children	0	0	N/A	48.8%	48.8%	58.9%
% of FP17s for the same patient ID Re-attending between 3 & 9 months - Adults	0	30	0.0%	38.6%	39.3%	51.6%
% of FP17s for Band 1 Urgent Courses	0	16	0.0%	11.0%	10.6%	8.9%
% of FP17s Relating to Free Repair or Replacements	0	16	0.0%	0.5%	0.5%	0.8%
% of FP17s Relating to Continuations	0	16	0.0%	0.5%	0.7%	0.9%
% of Patients satisfied with the dentistry they have received	0	0	N/A	88.4%	90.4%	93.2%
% of Patients satisfied with the time they had to wait for an appointment	0	0	N/A	83.8%	85.3%	88.8%

* This is based on patients treated on this contract for their most recent course of treatment. Figures in italics indicate the base number of FP17s or Patient Questionnaire responses are less than 100. N/A is shown where the base number of responses is less than 10 during the period. % is calculated as Quantity/Base number*100

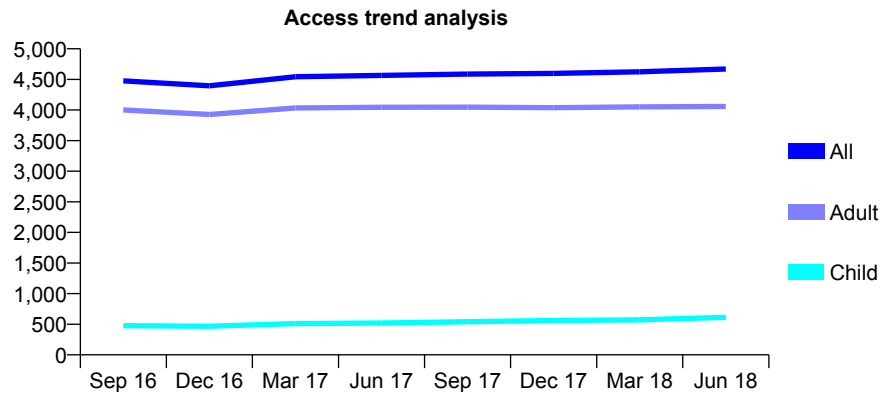
Q62 - Vital Signs At a Glance Contract Report for 138266/0005 - June 2018

Name or company name	Tooth and Mouth Limited
Contract type name	PDS Plus Contract
Purpose of contract	General
Contract start date	19/12/2011
Contract end date	18/12/2018

18/19 Contracted general activity (UDA)	10,368
Carry forward general activity (UDA)	0
18/19 Contracted orthodontic activity (UOA)	0
Carry forward orthodontic activity (UOA)	0
Baseline contract value	£175,895.86

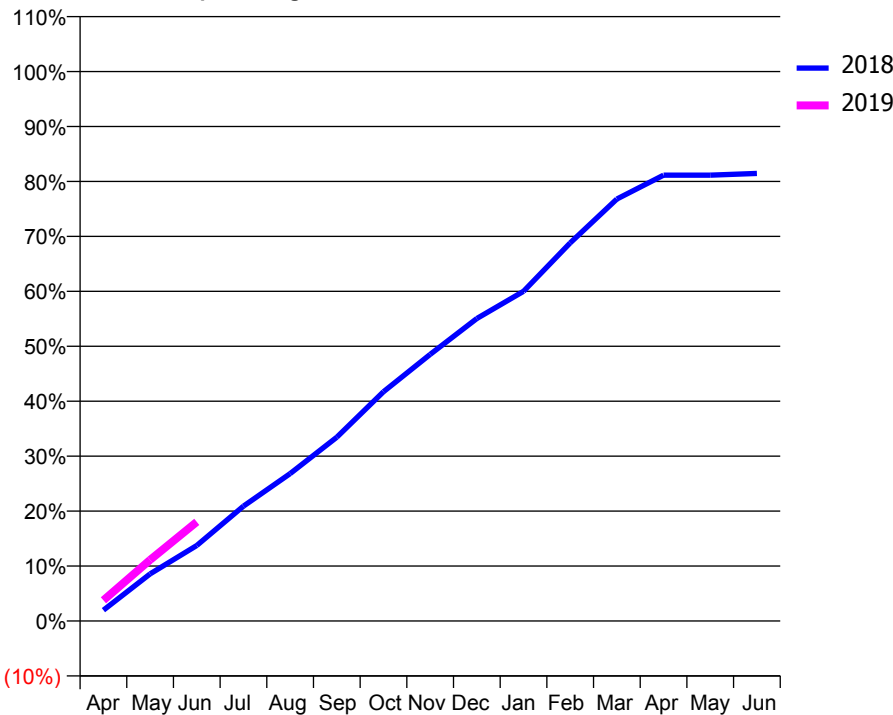
ACCESS*

Patients seen in 24 months	Total	Change since previous quarter
Quarter ending June 2017	4,565	
Quarter ending September 2017	4,588	→
Quarter ending December 2017	4,599	→
Quarter ending March 2018	4,624	→
Quarter ending June 2018	4,671	→
Variance since June 2017	2.3%	↑



ACTIVITY

Cumulative percentage of contracted UDA delivered 2018 & 2019



Month	Adjusted Scheduled Activity (UDA)	
	2018	2019
April	286	390
May	1,245	1,153
June	1,992	1,871
July	3,032	
August	3,889	
September	4,850	
October	6,049	
November	7,035	
December	7,981	
January	8,699	
February	9,978	
March	11,135	
April	11,766	
May	11,765	
June	11,812	

QUALITY

	Quantity	Base Number	Contract	AT	Region	England
% of FP17s for the same patient ID Re-attending within 3 months - Children	11	178	6.2%	9.9%	11.5%	11.5%
% of FP17s for the same patient ID Re-attending within 3 months - Adults	102	821	12.4%	15.7%	16.6%	15.4%
% of FP17s for the same patient ID Re-attending between 3 & 9 months - Children	98	178	55.1%	48.8%	48.8%	58.9%
% of FP17s for the same patient ID Re-attending between 3 & 9 months - Adults	240	821	29.2%	38.6%	39.3%	51.6%
% of FP17s for Band 1 Urgent Courses	136	777	17.5%	11.0%	10.6%	8.9%
% of FP17s Relating to Free Repair or Replacements	14	777	1.8%	0.5%	0.5%	0.8%
% of FP17s Relating to Continuations	4	777	0.5%	0.5%	0.7%	0.9%
% of Patients satisfied with the dentistry they have received	1	1	N/A	88.4%	90.4%	93.2%
% of Patients satisfied with the time they had to wait for an appointment	0	1	N/A	83.8%	85.3%	88.8%

* This is based on patients treated on this contract for their most recent course of treatment. Figures in italics indicate the base number of FP17s or Patient Questionnaire responses are less than 100. N/A is shown where the base number of responses is less than 10 during the period. % is calculated as Quantity/Base number*100

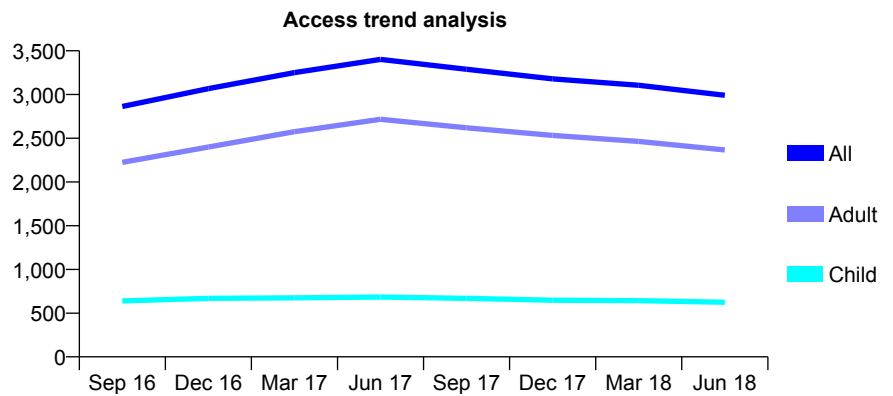
Q62 - Vital Signs At a Glance Contract Report for 141771/0001 - June 2018

Name or company name	Armytage Dental Practice
Contract type name	GDS Contract
Purpose of contract	General
Contract start date	01/07/2015
Contract end date	

18/19 Contracted general activity (UDA)	11,529
Carry forward general activity (UDA)	0
18/19 Contracted orthodontic activity (UOA)	0
Carry forward orthodontic activity (UOA)	0
Baseline contract value	£347,181.41

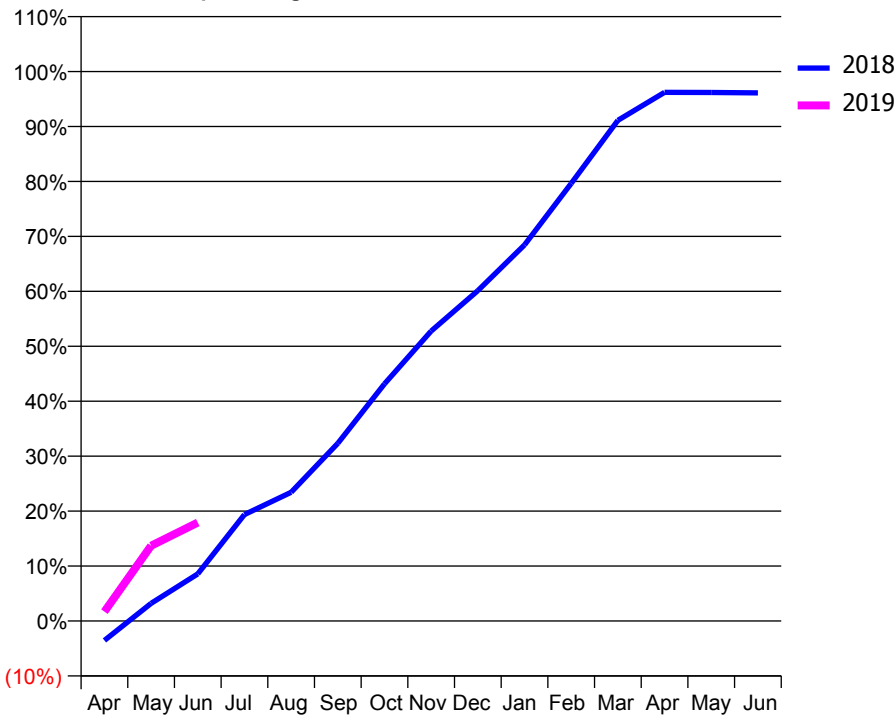
ACCESS*

Patients seen in 24 months	Total	Change since previous quarter
Quarter ending June 2017	3,401	
Quarter ending September 2017	3,289	↓
Quarter ending December 2017	3,179	↓
Quarter ending March 2018	3,106	↓
Quarter ending June 2018	2,991	↓
Variance since June 2017	(12.1%)	↓



ACTIVITY

Cumulative percentage of contracted UDA delivered 2018 & 2019



Month	Adjusted Scheduled Activity (UDA)	
	2018	2019
April	-409	197
May	371	1,580
June	988	2,065
July	2,235	
August	2,700	
September	3,727	
October	4,976	
November	6,085	
December	6,930	
January	7,890	
February	9,182	
March	10,503	
April	11,090	
May	11,089	
June	11,080	

QUALITY

	Quantity	Base Number	Contract	AT	Region	England
% of FP17s for the same patient ID Re-attending within 3 months - Children	4	173	2.3%	9.9%	11.5%	11.5%
% of FP17s for the same patient ID Re-attending within 3 months - Adults	33	490	6.7%	15.7%	16.6%	15.4%
% of FP17s for the same patient ID Re-attending between 3 & 9 months - Children	102	173	59.0%	48.8%	48.8%	58.9%
% of FP17s for the same patient ID Re-attending between 3 & 9 months - Adults	167	490	34.1%	38.6%	39.3%	51.6%
% of FP17s for Band 1 Urgent Courses	51	546	9.3%	11.0%	10.6%	8.9%
% of FP17s Relating to Free Repair or Replacements	7	546	1.3%	0.5%	0.5%	0.8%
% of FP17s Relating to Continuations	5	546	0.9%	0.5%	0.7%	0.9%
% of Patients satisfied with the dentistry they have received	5	7	N/A	88.4%	90.4%	93.2%
% of Patients satisfied with the time they had to wait for an appointment	5	7	N/A	83.8%	85.3%	88.8%

* This is based on patients treated on this contract for their most recent course of treatment. Figures in italics indicate the base number of FP17s or Patient Questionnaire responses are less than 100. N/A is shown where the base number of responses is less than 10 during the period. % is calculated as Quantity/Base number*100

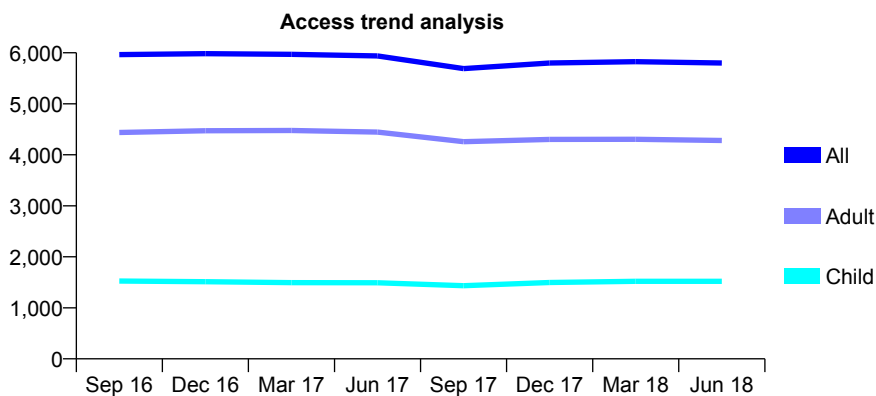
Q62 - Vital Signs At a Glance Contract Report for 142042/0001 - June 2018

Name or company name	Dr M Patel and Dr S Patel
Contract type name	GDS Contract
Purpose of contract	General
Contract start date	31/10/2014
Contract end date	

18/19 Contracted general activity (UDA)	16,272
Carry forward general activity (UDA)	0
18/19 Contracted orthodontic activity (UOA)	0
Carry forward orthodontic activity (UOA)	0
Baseline contract value	£466,020.19

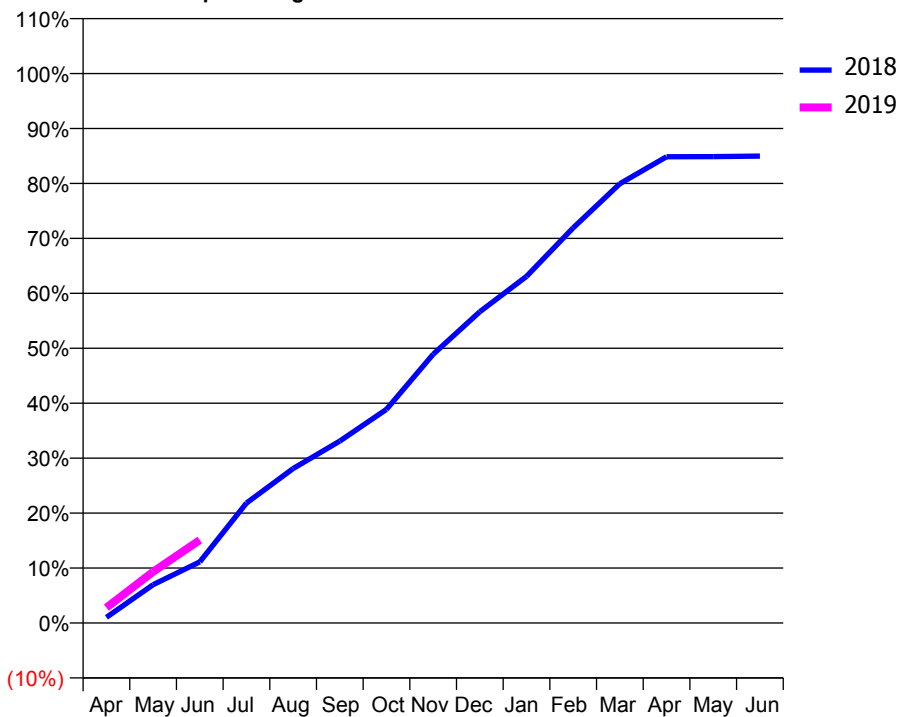
ACCESS*

Patients seen in 24 months	Total	Change since previous quarter
Quarter ending June 2017	5,938	
Quarter ending September 2017	5,690	↓
Quarter ending December 2017	5,800	→
Quarter ending March 2018	5,826	→
Quarter ending June 2018	5,801	→
Variance since June 2017	(2.3%)	↓



ACTIVITY

Cumulative percentage of contracted UDA delivered 2018 & 2019



Month	Adjusted Scheduled Activity (UDA)	
	2018	2019
April	167	456
May	1,134	1,517
June	1,809	2,459
July	3,550	
August	4,576	
September	5,386	
October	6,329	
November	7,960	
December	9,219	
January	10,266	
February	11,702	
March	13,009	
April	13,807	
May	13,810	
June	13,828	

QUALITY

	Quantity	Base Number	Contract	AT	Region	England
% of FP17s for the same patient ID Re-attending within 3 months - Children	21	448	4.7%	9.9%	11.5%	11.5%
% of FP17s for the same patient ID Re-attending within 3 months - Adults	109	1,116	9.8%	15.7%	16.6%	15.4%
% of FP17s for the same patient ID Re-attending between 3 & 9 months - Children	229	448	51.1%	48.8%	48.8%	58.9%
% of FP17s for the same patient ID Re-attending between 3 & 9 months - Adults	403	1,116	36.1%	38.6%	39.3%	51.6%
% of FP17s for Band 1 Urgent Courses	76	1,118	6.8%	11.0%	10.6%	8.9%
% of FP17s Relating to Free Repair or Replacements	10	1,118	0.9%	0.5%	0.5%	0.8%
% of FP17s Relating to Continuations	1	1,118	0.1%	0.5%	0.7%	0.9%
% of Patients satisfied with the dentistry they have received	1	1	N/A	88.4%	90.4%	93.2%
% of Patients satisfied with the time they had to wait for an appointment	0	1	N/A	83.8%	85.3%	88.8%

* This is based on patients treated on this contract for their most recent course of treatment. Figures in italics indicate the base number of FP17s or Patient Questionnaire responses are less than 100. N/A is shown where the base number of responses is less than 10 during the period. % is calculated as Quantity/Base number*100

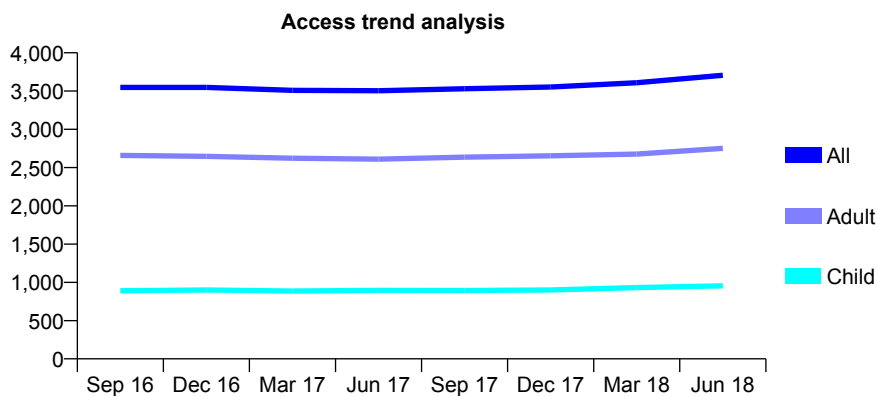
Q62 - Vital Signs At a Glance Contract Report for 142468/0001 - June 2018

Name or company name	Hill View Dental Practice Limited
Contract type name	GDS Contract
Purpose of contract	General
Contract start date	09/06/2010
Contract end date	

18/19 Contracted general activity (UDA)	12,029
Carry forward general activity (UDA)	0
18/19 Contracted orthodontic activity (UOA)	0
Carry forward orthodontic activity (UOA)	0
Baseline contract value	£313,442.41

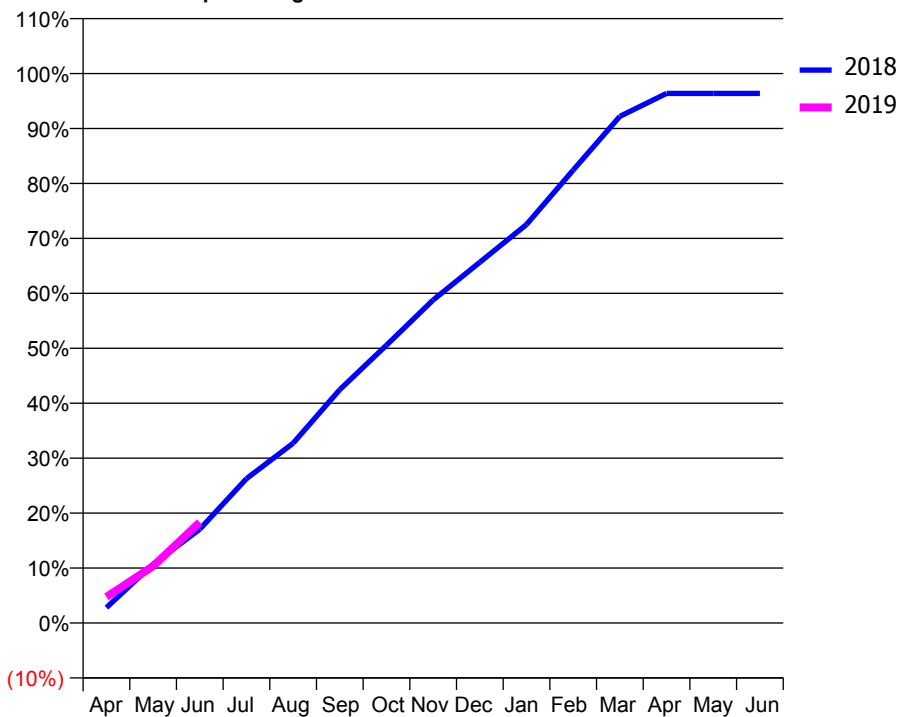
ACCESS*

Patients seen in 24 months	Total	Change since previous quarter
Quarter ending June 2017	3,505	
Quarter ending September 2017	3,531	→
Quarter ending December 2017	3,553	→
Quarter ending March 2018	3,608	→
Quarter ending June 2018	3,706	↑
Variance since June 2017	5.7%	↑



ACTIVITY

Cumulative percentage of contracted UDA delivered 2018 & 2019



Month	Adjusted Scheduled Activity (UDA)	
	2018	2019
April	337	569
May	1,290	1,244
June	2,055	2,206
July	3,160	
August	3,937	
September	5,109	
October	6,082	
November	7,071	
December	7,897	
January	8,722	
February	9,915	
March	11,090	
April	11,593	
May	11,594	
June	11,594	

QUALITY

	Quantity	Base Number	Contract	AT	Region	England
% of FP17s for the same patient ID Re-attending within 3 months - Children	27	350	7.7%	9.9%	11.5%	11.5%
% of FP17s for the same patient ID Re-attending within 3 months - Adults	109	1,024	10.6%	15.7%	16.6%	15.4%
% of FP17s for the same patient ID Re-attending between 3 & 9 months - Children	189	350	54.0%	48.8%	48.8%	58.9%
% of FP17s for the same patient ID Re-attending between 3 & 9 months - Adults	577	1,024	56.3%	38.6%	39.3%	51.6%
% of FP17s for Band 1 Urgent Courses	114	1,141	10.0%	11.0%	10.6%	8.9%
% of FP17s Relating to Free Repair or Replacements	7	1,141	0.6%	0.5%	0.5%	0.8%
% of FP17s Relating to Continuations	7	1,141	0.6%	0.5%	0.7%	0.9%
% of Patients satisfied with the dentistry they have received	7	7	N/A	88.4%	90.4%	93.2%
% of Patients satisfied with the time they had to wait for an appointment	6	7	N/A	83.8%	85.3%	88.8%

* This is based on patients treated on this contract for their most recent course of treatment. Figures in italics indicate the base number of FP17s or Patient Questionnaire responses are less than 100. N/A is shown where the base number of responses is less than 10 during the period. % is calculated as Quantity/Base number*100

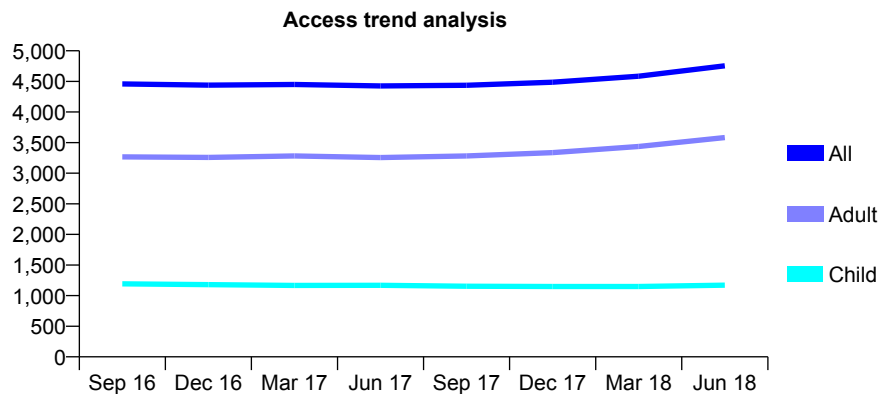
Q62 - Vital Signs At a Glance Contract Report for 142964/0001 - June 2018

Name or company name	The Bush Dental Clinic
Contract type name	GDS Contract
Purpose of contract	General
Contract start date	01/04/2011
Contract end date	

18/19 Contracted general activity (UDA)	12,840
Carry forward general activity (UDA)	0
18/19 Contracted orthodontic activity (UOA)	0
Carry forward orthodontic activity (UOA)	0
Baseline contract value	£453,133.93

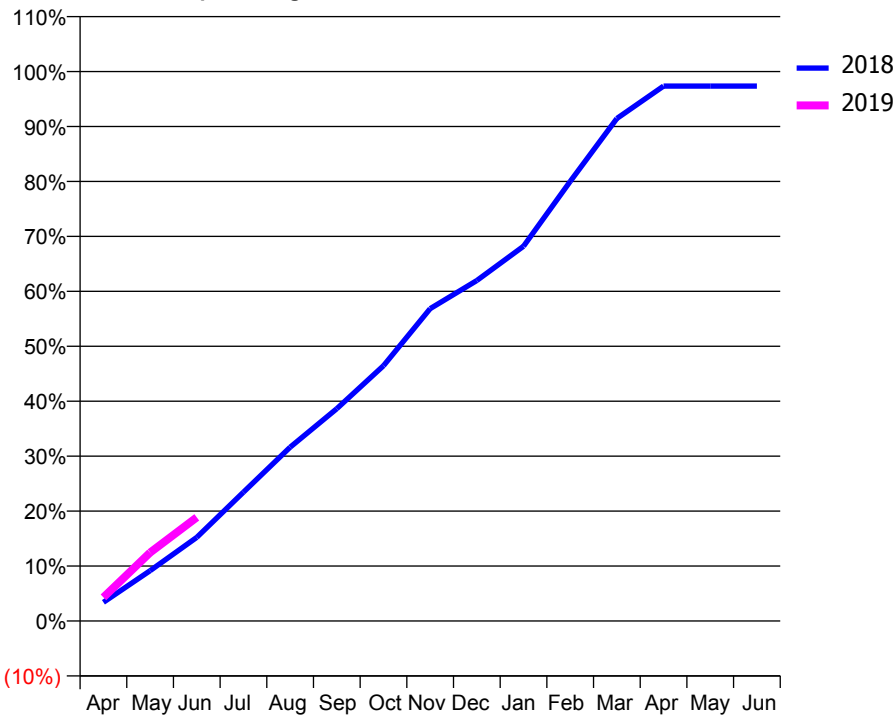
ACCESS*

Patients seen in 24 months	Total	Change since previous quarter
Quarter ending June 2017	4,425	
Quarter ending September 2017	4,437	→
Quarter ending December 2017	4,487	→
Quarter ending March 2018	4,586	↑
Quarter ending June 2018	4,754	↑
Variance since June 2017	7.4%	↑



ACTIVITY

Cumulative percentage of contracted UDA delivered 2018 & 2019



Month	Adjusted Scheduled Activity (UDA)	
	2018	2019
April	436	552
May	1,176	1,599
June	1,955	2,422
July	3,011	
August	4,063	
September	4,963	
October	5,965	
November	7,299	
December	7,958	
January	8,757	
February	10,272	
March	11,742	
April	12,500	
May	12,498	
June	12,498	

QUALITY

	Quantity	Base Number	Contract	AT	Region	England
% of FP17s for the same patient ID Re-attending within 3 months - Children	18	384	4.7%	9.9%	11.5%	11.5%
% of FP17s for the same patient ID Re-attending within 3 months - Adults	170	1,149	14.8%	15.7%	16.6%	15.4%
% of FP17s for the same patient ID Re-attending between 3 & 9 months - Children	214	384	55.7%	48.8%	48.8%	58.9%
% of FP17s for the same patient ID Re-attending between 3 & 9 months - Adults	478	1,149	41.6%	38.6%	39.3%	51.6%
% of FP17s for Band 1 Urgent Courses	141	1,261	11.2%	11.0%	10.6%	8.9%
% of FP17s Relating to Free Repair or Replacements	0	1,261	0.0%	0.5%	0.5%	0.8%
% of FP17s Relating to Continuations	4	1,261	0.3%	0.5%	0.7%	0.9%
% of Patients satisfied with the dentistry they have received	2	3	N/A	88.4%	90.4%	93.2%
% of Patients satisfied with the time they had to wait for an appointment	3	3	N/A	83.8%	85.3%	88.8%

* This is based on patients treated on this contract for their most recent course of treatment. Figures in italics indicate the base number of FP17s or Patient Questionnaire responses are less than 100. N/A is shown where the base number of responses is less than 10 during the period. % is calculated as Quantity/Base number*100

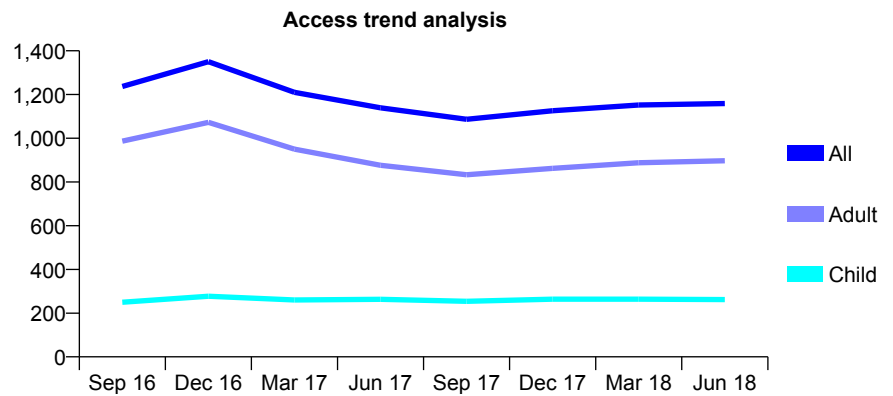
Q62 - Vital Signs At a Glance Contract Report for 143774/0001 - June 2018

Name or company name	Dr J Jeyaseelan & Dr A Thanki
Contract type name	GDS Contract
Purpose of contract	General
Contract start date	01/12/2014
Contract end date	

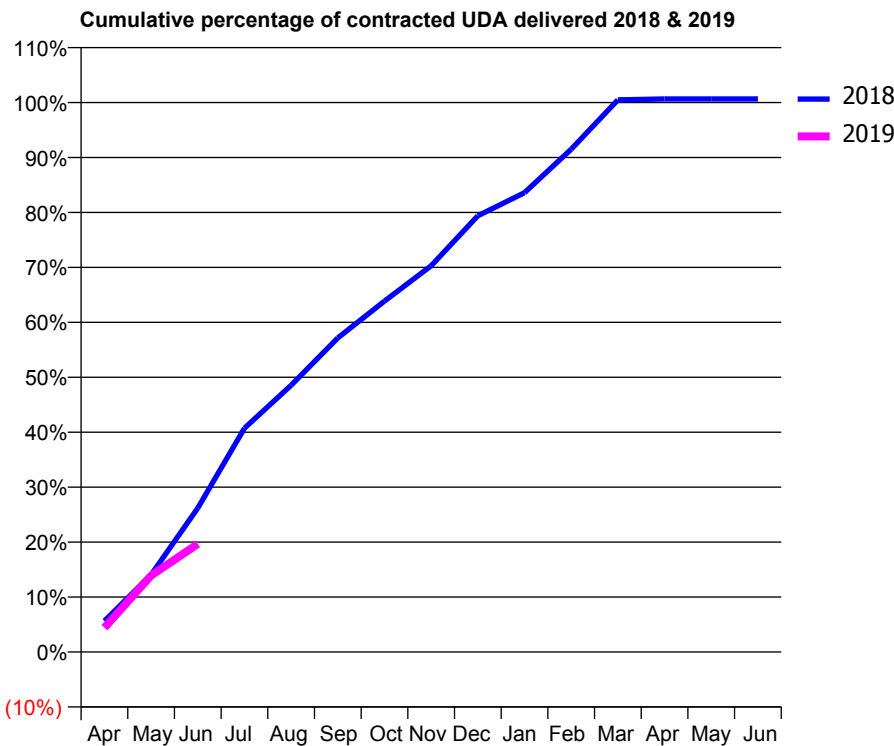
18/19 Contracted general activity (UDA)	3,957
Carry forward general activity (UDA)	0
18/19 Contracted orthodontic activity (UOA)	0
Carry forward orthodontic activity (UOA)	0
Baseline contract value	£123,107.48

ACCESS*

Patients seen in 24 months	Total	Change since previous quarter
Quarter ending June 2017	1,139	
Quarter ending September 2017	1,087	↓
Quarter ending December 2017	1,126	↑
Quarter ending March 2018	1,152	↑
Quarter ending June 2018	1,159	→
Variance since June 2017	1.8%	→



ACTIVITY



Month	Adjusted Scheduled Activity (UDA)	
	2018	2019
April	223	175
May	556	551
June	1,037	778
July	1,612	
August	1,921	
September	2,262	
October	2,527	
November	2,781	
December	3,141	
January	3,308	
February	3,621	
March	3,976	
April	3,983	
May	3,983	
June	3,983	

QUALITY

	Quantity	Base Number	Contract	AT	Region	England
% of FP17s for the same patient ID Re-attending within 3 months - Children	0	72	0.0%	9.9%	11.5%	11.5%
% of FP17s for the same patient ID Re-attending within 3 months - Adults	5	206	2.4%	15.7%	16.6%	15.4%
% of FP17s for the same patient ID Re-attending between 3 & 9 months - Children	35	72	48.6%	48.8%	48.8%	58.9%
% of FP17s for the same patient ID Re-attending between 3 & 9 months - Adults	91	206	44.2%	38.6%	39.3%	51.6%
% of FP17s for Band 1 Urgent Courses	6	271	2.2%	11.0%	10.6%	8.9%
% of FP17s Relating to Free Repair or Replacements	0	271	0.0%	0.5%	0.5%	0.8%
% of FP17s Relating to Continuations	1	271	0.4%	0.5%	0.7%	0.9%
% of Patients satisfied with the dentistry they have received	0	0	N/A	88.4%	90.4%	93.2%
% of Patients satisfied with the time they had to wait for an appointment	0	0	N/A	83.8%	85.3%	88.8%

* This is based on patients treated on this contract for their most recent course of treatment. Figures in italics indicate the base number of FP17s or Patient Questionnaire responses are less than 100. N/A is shown where the base number of responses is less than 10 during the period. % is calculated as Quantity/Base number*100

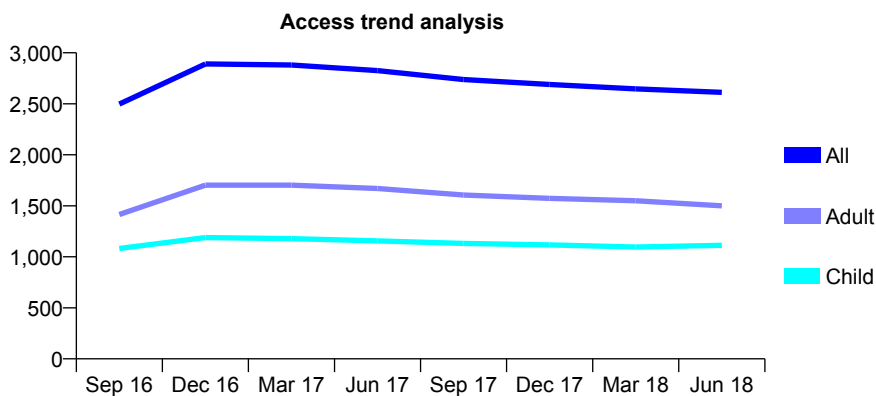
Q62 - Vital Signs At a Glance Contract Report for 144843/0001 - June 2018

Name or company name	Dr Jeff Sherer and Dr Larry Levin
Contract type name	GDS Contract
Purpose of contract	General
Contract start date	01/12/2014
Contract end date	

18/19 Contracted general activity (UDA)	7,313
Carry forward general activity (UDA)	0
18/19 Contracted orthodontic activity (UOA)	0
Carry forward orthodontic activity (UOA)	0
Baseline contract value	£178,860.78

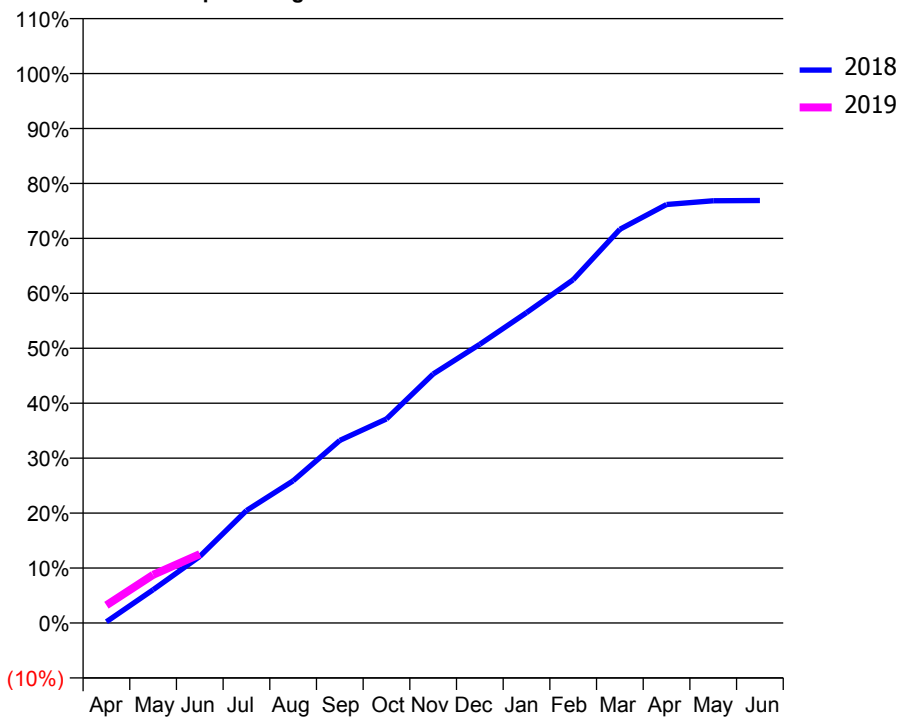
ACCESS*

Patients seen in 24 months	Total	Change since previous quarter
Quarter ending June 2017	2,826	
Quarter ending September 2017	2,738	↓
Quarter ending December 2017	2,690	↓
Quarter ending March 2018	2,646	↓
Quarter ending June 2018	2,613	↓
Variance since June 2017	(7.5%)	↓



ACTIVITY

Cumulative percentage of contracted UDA delivered 2018 & 2019



Adjusted Scheduled Activity (UDA)

Month	2018	2019
April	17	237
May	443	641
June	886	917
July	1,497	
August	1,893	
September	2,431	
October	2,716	
November	3,313	
December	3,710	
January	4,131	
February	4,568	
March	5,239	
April	5,570	
May	5,620	
June	5,623	

QUALITY

	Quantity	Base Number	Contract	AT	Region	England
% of FP17s for the same patient ID Re-attending within 3 months - Children	44	353	12.5%	9.9%	11.5%	11.5%
% of FP17s for the same patient ID Re-attending within 3 months - Adults	65	376	17.3%	15.7%	16.6%	15.4%
% of FP17s for the same patient ID Re-attending between 3 & 9 months - Children	161	353	45.6%	48.8%	48.8%	58.9%
% of FP17s for the same patient ID Re-attending between 3 & 9 months - Adults	135	376	35.9%	38.6%	39.3%	51.6%
% of FP17s for Band 1 Urgent Courses	61	534	11.4%	11.0%	10.6%	8.9%
% of FP17s Relating to Free Repair or Replacements	0	534	0.0%	0.5%	0.5%	0.8%
% of FP17s Relating to Continuations	16	534	3.0%	0.5%	0.7%	0.9%
% of Patients satisfied with the dentistry they have received	3	3	N/A	88.4%	90.4%	93.2%
% of Patients satisfied with the time they had to wait for an appointment	3	3	N/A	83.8%	85.3%	88.8%

* This is based on patients treated on this contract for their most recent course of treatment. Figures in italics indicate the base number of FP17s or Patient Questionnaire responses are less than 100. N/A is shown where the base number of responses is less than 10 during the period. % is calculated as Quantity/Base number*100

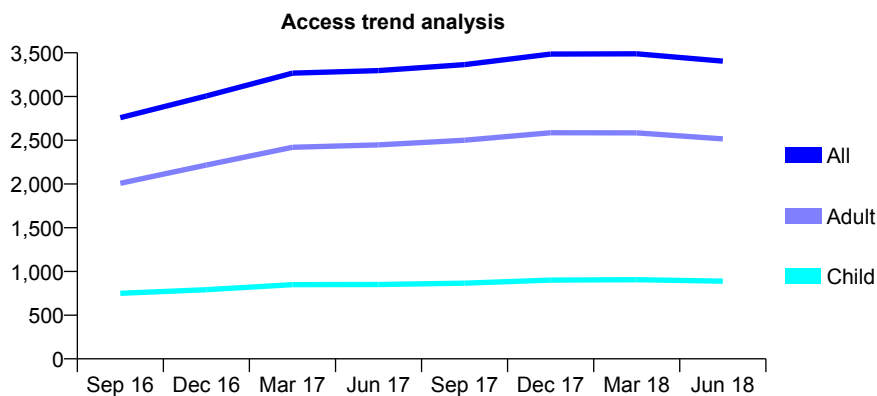
Q62 - Vital Signs At a Glance Contract Report for 145173/0001 - June 2018

Name or company name	Dr. B.C. Khuroya & Dr. R. Majithia
Contract type name	GDS Contract
Purpose of contract	General
Contract start date	01/04/2013
Contract end date	

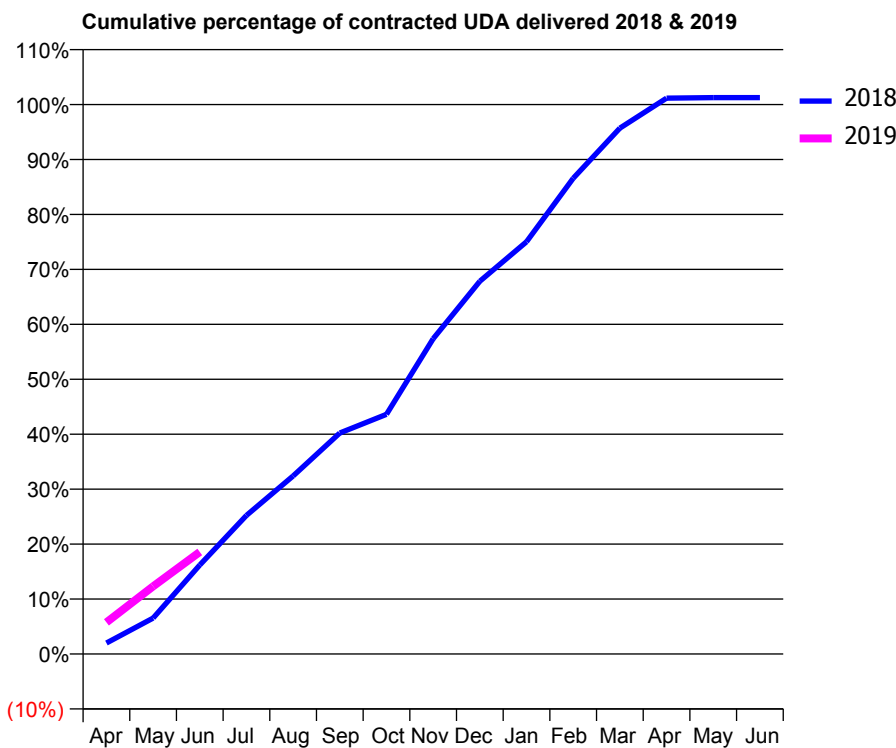
18/19 Contracted general activity (UDA)	6,470
Carry forward general activity (UDA)	0
18/19 Contracted orthodontic activity (UOA)	0
Carry forward orthodontic activity (UOA)	0
Baseline contract value	£155,687.33

ACCESS*

Patients seen in 24 months	Total	Change since previous quarter
Quarter ending June 2017	3,297	
Quarter ending September 2017	3,365	↑
Quarter ending December 2017	3,485	↑
Quarter ending March 2018	3,489	→
Quarter ending June 2018	3,405	↓
Variance since June 2017	3.3%	↑



ACTIVITY



Month	Adjusted Scheduled Activity (UDA)	
	2018	2019
April	129	374
May	424	797
June	1,048	1,202
July	1,632	
August	2,097	
September	2,602	
October	2,822	
November	3,712	
December	4,389	
January	4,853	
February	5,601	
March	6,191	
April	6,546	
May	6,552	
June	6,552	

QUALITY

	Quantity	Base Number	Contract	AT	Region	England
% of FP17s for the same patient ID Re-attending within 3 months - Children	20	230	8.7%	9.9%	11.5%	11.5%
% of FP17s for the same patient ID Re-attending within 3 months - Adults	86	533	16.1%	15.7%	16.6%	15.4%
% of FP17s for the same patient ID Re-attending between 3 & 9 months - Children	87	230	37.8%	48.8%	48.8%	58.9%
% of FP17s for the same patient ID Re-attending between 3 & 9 months - Adults	147	533	27.6%	38.6%	39.3%	51.6%
% of FP17s for Band 1 Urgent Courses	84	558	15.1%	11.0%	10.6%	8.9%
% of FP17s Relating to Free Repair or Replacements	3	558	0.5%	0.5%	0.5%	0.8%
% of FP17s Relating to Continuations	2	558	0.4%	0.5%	0.7%	0.9%
% of Patients satisfied with the dentistry they have received	1	2	N/A	88.4%	90.4%	93.2%
% of Patients satisfied with the time they had to wait for an appointment	2	2	N/A	83.8%	85.3%	88.8%

* This is based on patients treated on this contract for their most recent course of treatment. Figures in italics indicate the base number of FP17s or Patient Questionnaire responses are less than 100. N/A is shown where the base number of responses is less than 10 during the period. % is calculated as Quantity/Base number*100

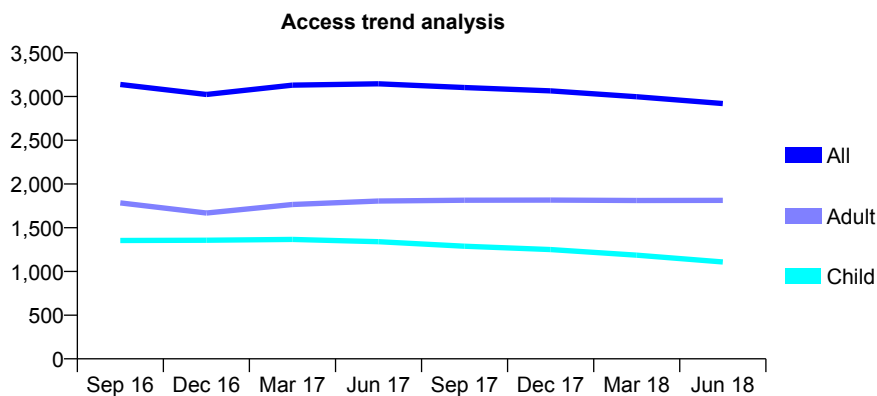
Q62 - Vital Signs At a Glance Contract Report for 147028/0001 - June 2018

Name or company name	Rose Garden Dental Practice
Contract type name	GDS Contract
Purpose of contract	General
Contract start date	01/09/2010
Contract end date	

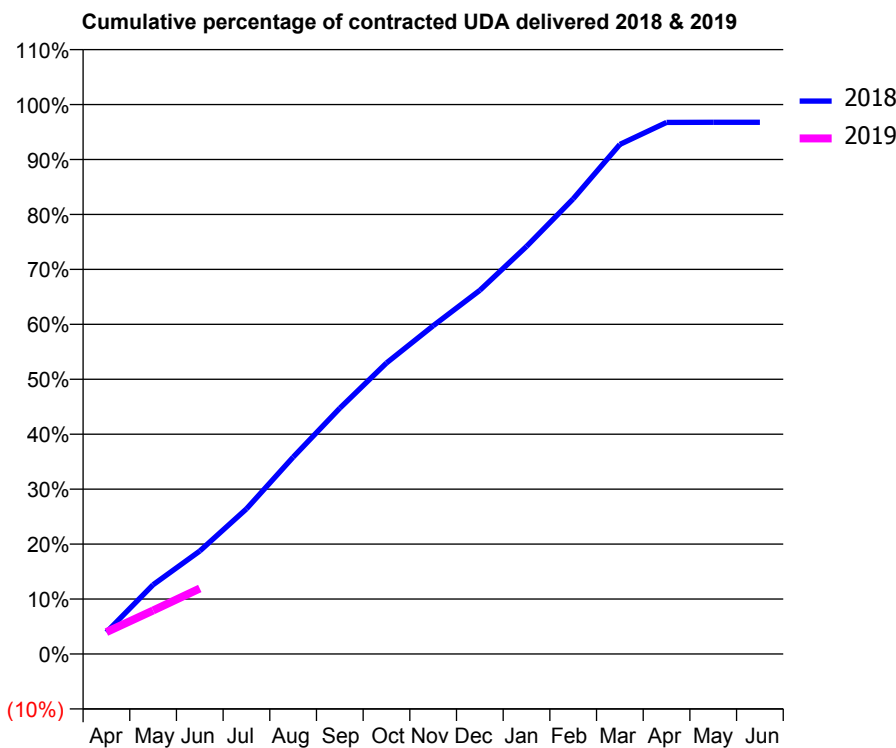
18/19 Contracted general activity (UDA)	5,672
Carry forward general activity (UDA)	0
18/19 Contracted orthodontic activity (UOA)	0
Carry forward orthodontic activity (UOA)	0
Baseline contract value	£159,143.63

ACCESS*

Patients seen in 24 months	Total	Change since previous quarter
Quarter ending June 2017	3,145	
Quarter ending September 2017	3,102	↓
Quarter ending December 2017	3,065	↓
Quarter ending March 2018	2,997	↓
Quarter ending June 2018	2,920	↓
Variance since June 2017	(7.2%)	↓



ACTIVITY



Adjusted Scheduled Activity (UDA)		
Month	2018	2019
April	226	227
May	715	449
June	1,063	676
July	1,498	
August	2,032	
September	2,537	
October	3,004	
November	3,388	
December	3,754	
January	4,207	
February	4,698	
March	5,260	
April	5,487	
May	5,489	
June	5,489	

QUALITY

	Quantity	Base Number	Contract	AT	Region	England
% of FP17s for the same patient ID Re-attending within 3 months - Children	14	278	5.0%	9.9%	11.5%	11.5%
% of FP17s for the same patient ID Re-attending within 3 months - Adults	23	312	7.4%	15.7%	16.6%	15.4%
% of FP17s for the same patient ID Re-attending between 3 & 9 months - Children	137	278	49.3%	48.8%	48.8%	58.9%
% of FP17s for the same patient ID Re-attending between 3 & 9 months - Adults	81	312	26.0%	38.6%	39.3%	51.6%
% of FP17s for Band 1 Urgent Courses	30	318	9.4%	11.0%	10.6%	8.9%
% of FP17s Relating to Free Repair or Replacements	1	318	0.3%	0.5%	0.5%	0.8%
% of FP17s Relating to Continuations	0	318	0.0%	0.5%	0.7%	0.9%
% of Patients satisfied with the dentistry they have received	0	0	N/A	88.4%	90.4%	93.2%
% of Patients satisfied with the time they had to wait for an appointment	0	0	N/A	83.8%	85.3%	88.8%

* This is based on patients treated on this contract for their most recent course of treatment. Figures in italics indicate the base number of FP17s or Patient Questionnaire responses are less than 100. N/A is shown where the base number of responses is less than 10 during the period. % is calculated as Quantity/Base number*100

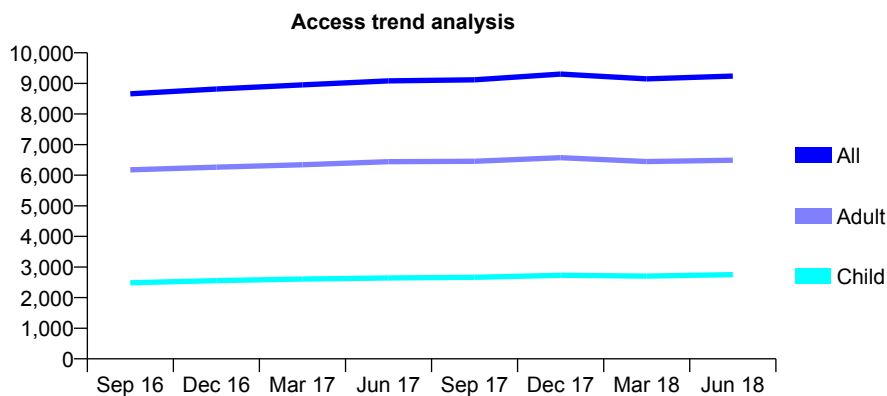
Q62 - Vital Signs At a Glance Contract Report for 148997/0001 - June 2018

Name or company name	Dr.S.B.Radia and Dr.P.Vaid
Contract type name	GDS Contract
Purpose of contract	General
Contract start date	01/11/2012
Contract end date	

18/19 Contracted general activity (UDA)	25,115
Carry forward general activity (UDA)	0
18/19 Contracted orthodontic activity (UOA)	0
Carry forward orthodontic activity (UOA)	0
Baseline contract value	£729,632.22

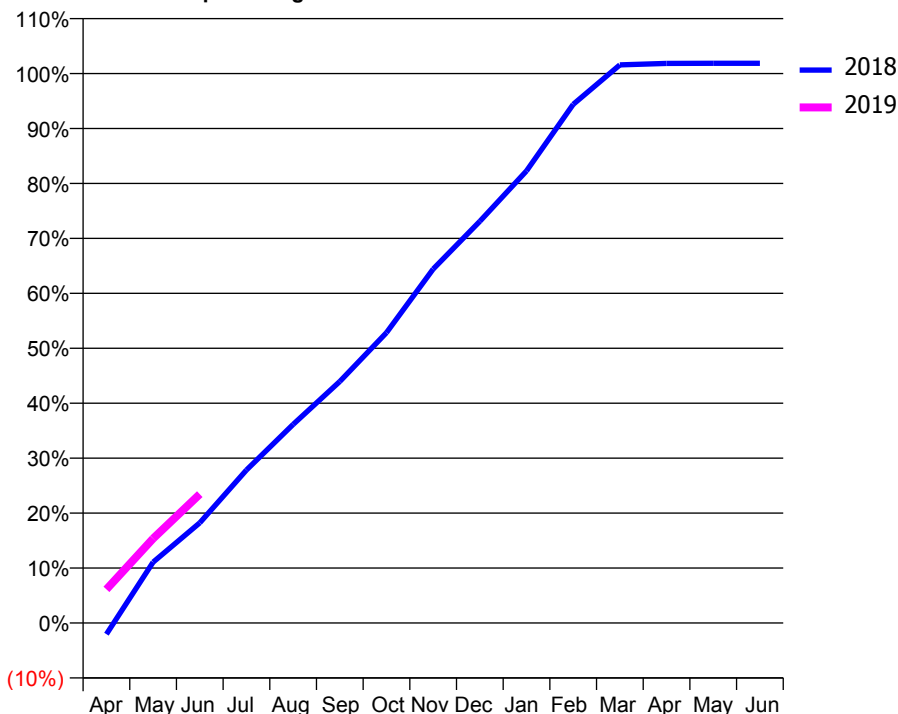
ACCESS*

Patients seen in 24 months	Total	Change since previous quarter
Quarter ending June 2017	9,083	
Quarter ending September 2017	9,117	→
Quarter ending December 2017	9,303	↑
Quarter ending March 2018	9,150	↓
Quarter ending June 2018	9,241	→
Variance since June 2017	1.7%	→



ACTIVITY

Cumulative percentage of contracted UDA delivered 2018 & 2019



Month	Adjusted Scheduled Activity (UDA)	
	2018	2019
April	-514	1,539
May	2,782	3,861
June	4,583	5,890
July	6,993	
August	9,077	
September	11,038	
October	13,269	
November	16,177	
December	18,362	
January	20,665	
February	23,705	
March	25,507	
April	25,576	
May	25,582	
June	25,581	

QUALITY

	Quantity	Base Number	Contract	AT	Region	England
% of FP17s for the same patient ID Re-attending within 3 months - Children	36	955	3.8%	9.9%	11.5%	11.5%
% of FP17s for the same patient ID Re-attending within 3 months - Adults	181	1,579	11.5%	15.7%	16.6%	15.4%
% of FP17s for the same patient ID Re-attending between 3 & 9 months - Children	582	955	60.9%	48.8%	48.8%	58.9%
% of FP17s for the same patient ID Re-attending between 3 & 9 months - Adults	762	1,579	48.3%	38.6%	39.3%	51.6%
% of FP17s for Band 1 Urgent Courses	200	2,489	8.0%	11.0%	10.6%	8.9%
% of FP17s Relating to Free Repair or Replacements	12	2,489	0.5%	0.5%	0.5%	0.8%
% of FP17s Relating to Continuations	0	2,489	0.0%	0.5%	0.7%	0.9%
% of Patients satisfied with the dentistry they have received	10	10	100.0%	88.4%	90.4%	93.2%
% of Patients satisfied with the time they had to wait for an appointment	9	10	90.0%	83.8%	85.3%	88.8%

* This is based on patients treated on this contract for their most recent course of treatment. Figures in italics indicate the base number of FP17s or Patient Questionnaire responses are less than 100. N/A is shown where the base number of responses is less than 10 during the period. % is calculated as Quantity/Base number*100

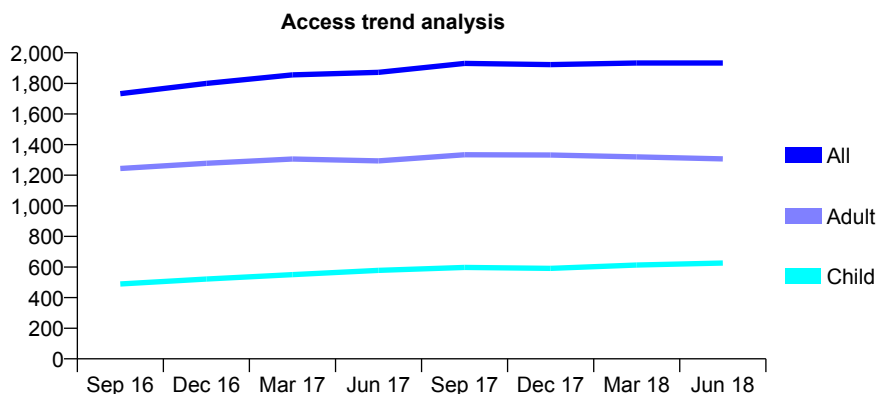
Q62 - Vital Signs At a Glance Contract Report for 150355/0001 - June 2018

Name or company name	Dr Sapneel Patel, and Dr. Cynthia Patel
Contract type name	GDS Contract
Purpose of contract	General
Contract start date	01/11/2013
Contract end date	

18/19 Contracted general activity (UDA)	3,975
Carry forward general activity (UDA)	0
18/19 Contracted orthodontic activity (UOA)	0
Carry forward orthodontic activity (UOA)	0
Baseline contract value	£102,382.01

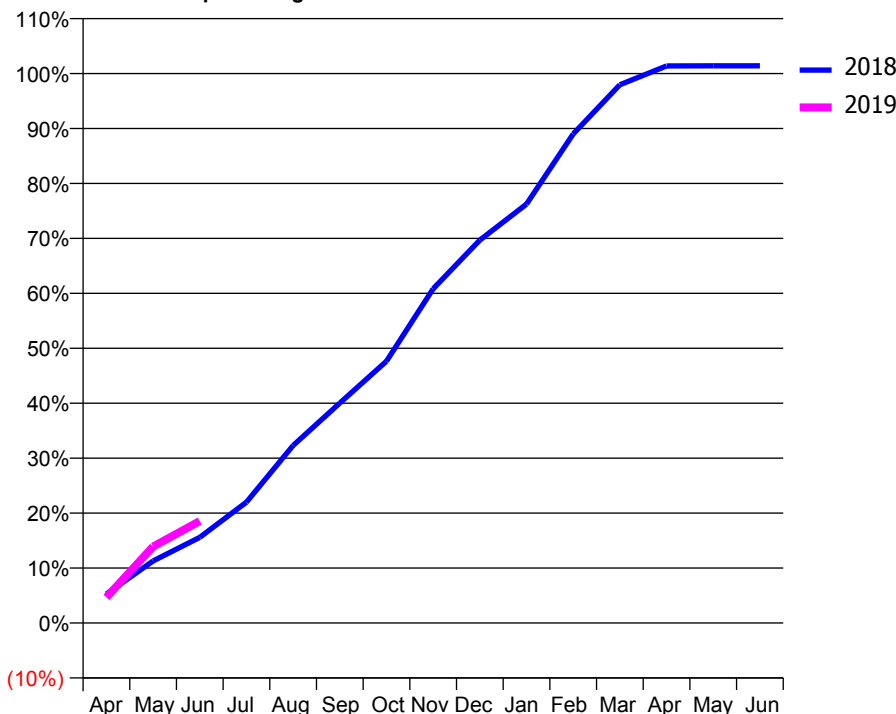
ACCESS*

Patients seen in 24 months	Total	Change since previous quarter
Quarter ending June 2017	1,872	
Quarter ending September 2017	1,931	↑
Quarter ending December 2017	1,923	→
Quarter ending March 2018	1,933	→
Quarter ending June 2018	1,933	→
Variance since June 2017	3.3%	↑



ACTIVITY

Cumulative percentage of contracted UDA delivered 2018 & 2019



Adjusted Scheduled Activity (UDA)

Month	2018	2019
April	210	186
May	449	554
June	620	737
July	874	
August	1,284	
September	1,592	
October	1,894	
November	2,418	
December	2,769	
January	3,031	
February	3,537	
March	3,893	
April	4,029	
May	4,030	
June	4,030	

QUALITY

	Quantity	Base Number	Contract	AT	Region	England
% of FP17s for the same patient ID Re-attending within 3 months - Children	17	246	6.9%	9.9%	11.5%	11.5%
% of FP17s for the same patient ID Re-attending within 3 months - Adults	27	281	9.6%	15.7%	16.6%	15.4%
% of FP17s for the same patient ID Re-attending between 3 & 9 months - Children	166	246	67.5%	48.8%	48.8%	58.9%
% of FP17s for the same patient ID Re-attending between 3 & 9 months - Adults	138	281	49.1%	38.6%	39.3%	51.6%
% of FP17s for Band 1 Urgent Courses	25	384	6.5%	11.0%	10.6%	8.9%
% of FP17s Relating to Free Repair or Replacements	5	384	1.3%	0.5%	0.5%	0.8%
% of FP17s Relating to Continuations	0	384	0.0%	0.5%	0.7%	0.9%
% of Patients satisfied with the dentistry they have received	3	3	N/A	88.4%	90.4%	93.2%
% of Patients satisfied with the time they had to wait for an appointment	1	3	N/A	83.8%	85.3%	88.8%

* This is based on patients treated on this contract for their most recent course of treatment. Figures in italics indicate the base number of FP17s or Patient Questionnaire responses are less than 100. N/A is shown where the base number of responses is less than 10 during the period. % is calculated as Quantity/Base number*100

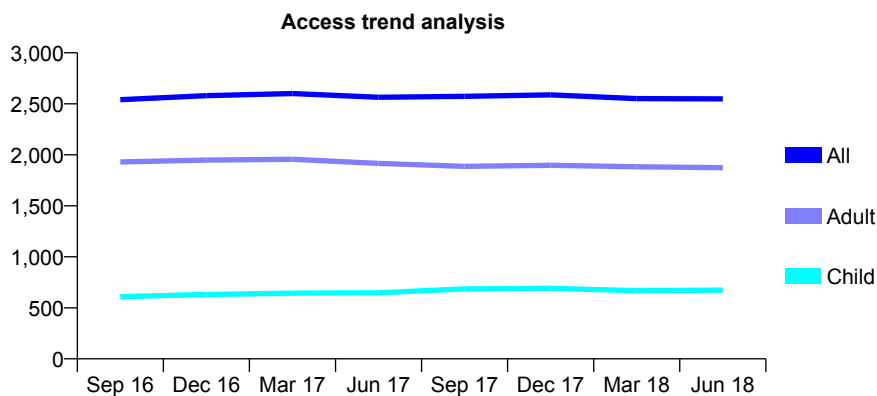
Q62 - Vital Signs At a Glance Contract Report for 153494/0001 - June 2018

Name or company name	Berkeley Dental Practice
Contract type name	GDS Contract
Purpose of contract	General
Contract start date	13/06/2011
Contract end date	

18/19 Contracted general activity (UDA)	8,420
Carry forward general activity (UDA)	0
18/19 Contracted orthodontic activity (UOA)	0
Carry forward orthodontic activity (UOA)	0
Baseline contract value	£257,942.28

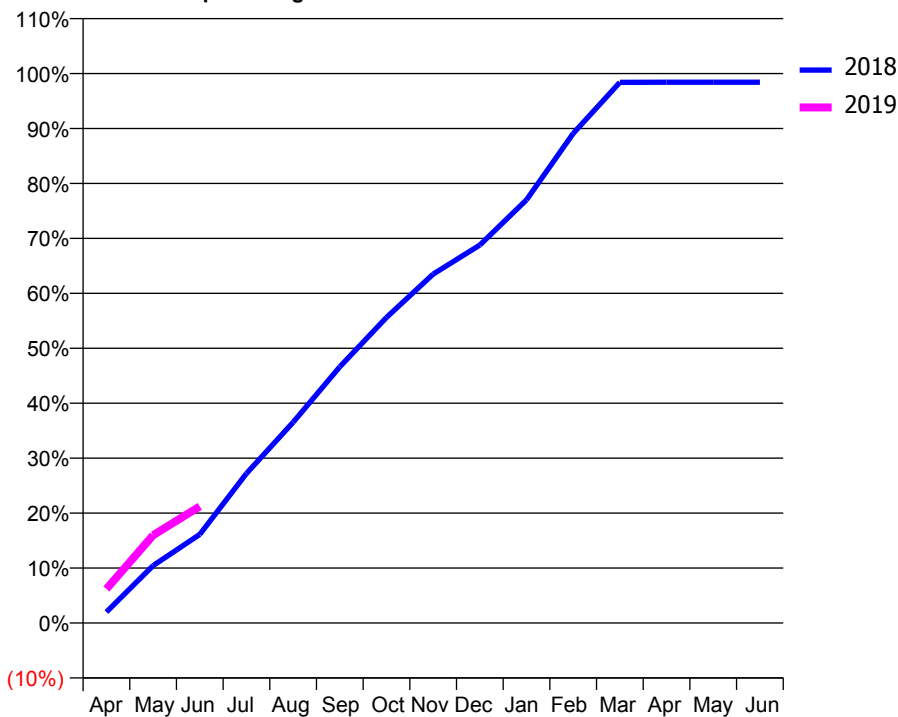
ACCESS*

Patients seen in 24 months	Total	Change since previous quarter
Quarter ending June 2017	2,564	
Quarter ending September 2017	2,573	→
Quarter ending December 2017	2,588	→
Quarter ending March 2018	2,551	↓
Quarter ending June 2018	2,548	→
Variance since June 2017	(0.6%)	→



ACTIVITY

Cumulative percentage of contracted UDA delivered 2018 & 2019



Adjusted Scheduled Activity (UDA)

Month	2018	2019
April	168	522
May	881	1,345
June	1,358	1,786
July	2,292	
August	3,076	
September	3,926	
October	4,682	
November	5,346	
December	5,792	
January	6,484	
February	7,501	
March	8,285	
April	8,286	
May	8,286	
June	8,286	

QUALITY

	Quantity	Base Number	Contract	AT	Region	England
% of FP17s for the same patient ID Re-attending within 3 months - Children	26	182	14.3%	9.9%	11.5%	11.5%
% of FP17s for the same patient ID Re-attending within 3 months - Adults	103	466	22.1%	15.7%	16.6%	15.4%
% of FP17s for the same patient ID Re-attending between 3 & 9 months - Children	66	182	36.3%	48.8%	48.8%	58.9%
% of FP17s for the same patient ID Re-attending between 3 & 9 months - Adults	128	466	27.5%	38.6%	39.3%	51.6%
% of FP17s for Band 1 Urgent Courses	161	647	24.9%	11.0%	10.6%	8.9%
% of FP17s Relating to Free Repair or Replacements	6	647	0.9%	0.5%	0.5%	0.8%
% of FP17s Relating to Continuations	7	647	1.1%	0.5%	0.7%	0.9%
% of Patients satisfied with the dentistry they have received	5	5	N/A	88.4%	90.4%	93.2%
% of Patients satisfied with the time they had to wait for an appointment	5	5	N/A	83.8%	85.3%	88.8%

* This is based on patients treated on this contract for their most recent course of treatment. Figures in italics indicate the base number of FP17s or Patient Questionnaire responses are less than 100. N/A is shown where the base number of responses is less than 10 during the period. % is calculated as Quantity/Base number*100

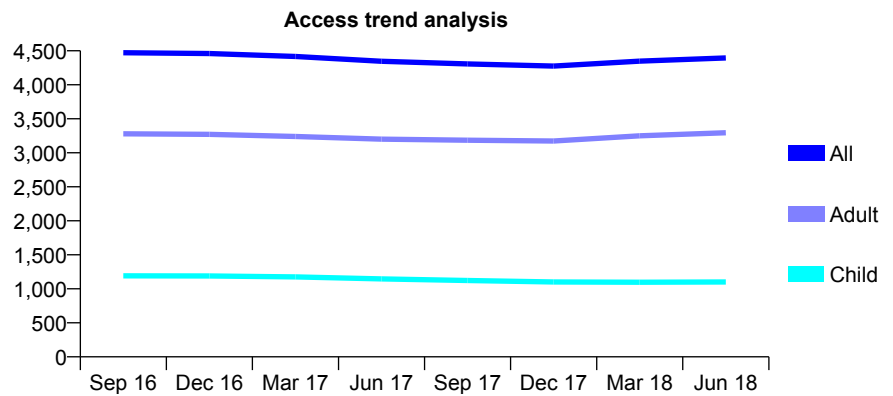
Q62 - Vital Signs At a Glance Contract Report for 154083/0001 - June 2018

Name or company name	Quality Dental Care Fulham
Contract type name	GDS Contract
Purpose of contract	General
Contract start date	01/07/2014
Contract end date	

18/19 Contracted general activity (UDA)	16,627
Carry forward general activity (UDA)	0
18/19 Contracted orthodontic activity (UOA)	0
Carry forward orthodontic activity (UOA)	0
Baseline contract value	£488,231.98

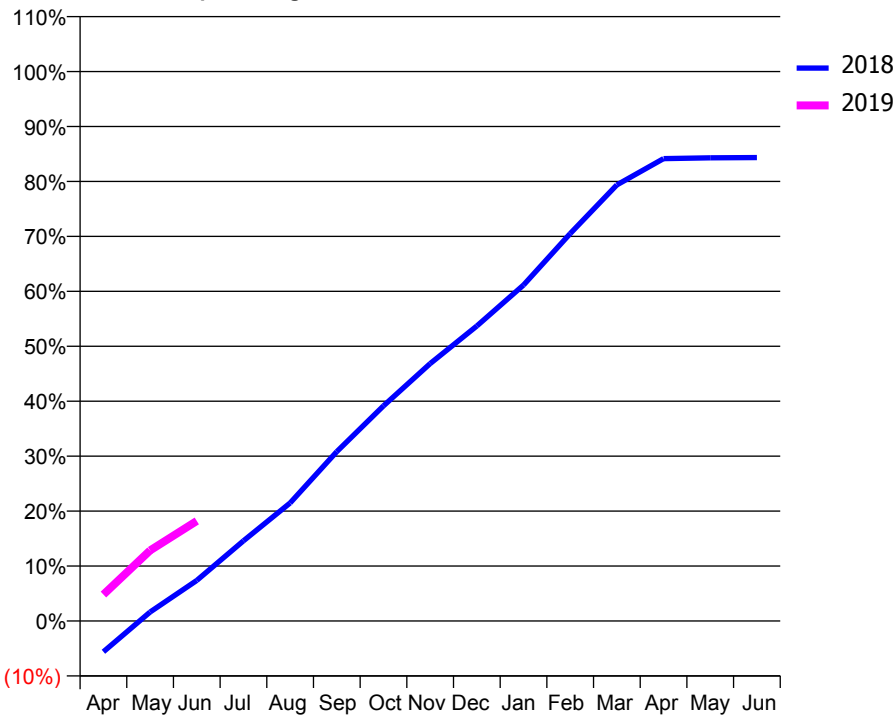
ACCESS*

Patients seen in 24 months	Total	Change since previous quarter
Quarter ending June 2017	4,347	
Quarter ending September 2017	4,307	→
Quarter ending December 2017	4,275	→
Quarter ending March 2018	4,348	→
Quarter ending June 2018	4,396	→
Variance since June 2017	1.1%	→



ACTIVITY

Cumulative percentage of contracted UDA delivered 2018 & 2019



Month	Adjusted Scheduled Activity (UDA)	
	2018	2019
April	-936	799
May	272	2,138
June	1,229	3,028
July	2,425	
August	3,574	
September	5,127	
October	6,511	
November	7,790	
December	8,928	
January	10,165	
February	11,722	
March	13,196	
April	13,989	
May	14,016	
June	14,024	

QUALITY

	Quantity	Base Number	Contract	AT	Region	England
% of FP17s for the same patient ID Re-attending within 3 months - Children	27	267	10.1%	9.9%	11.5%	11.5%
% of FP17s for the same patient ID Re-attending within 3 months - Adults	168	912	18.4%	15.7%	16.6%	15.4%
% of FP17s for the same patient ID Re-attending between 3 & 9 months - Children	122	267	45.7%	48.8%	48.8%	58.9%
% of FP17s for the same patient ID Re-attending between 3 & 9 months - Adults	279	912	30.6%	38.6%	39.3%	51.6%
% of FP17s for Band 1 Urgent Courses	136	949	14.3%	11.0%	10.6%	8.9%
% of FP17s Relating to Free Repair or Replacements	5	949	0.5%	0.5%	0.5%	0.8%
% of FP17s Relating to Continuations	14	949	1.5%	0.5%	0.7%	0.9%
% of Patients satisfied with the dentistry they have received	4	5	N/A	88.4%	90.4%	93.2%
% of Patients satisfied with the time they had to wait for an appointment	4	5	N/A	83.8%	85.3%	88.8%

* This is based on patients treated on this contract for their most recent course of treatment. Figures in italics indicate the base number of FP17s or Patient Questionnaire responses are less than 100. N/A is shown where the base number of responses is less than 10 during the period. % is calculated as Quantity/Base number*100

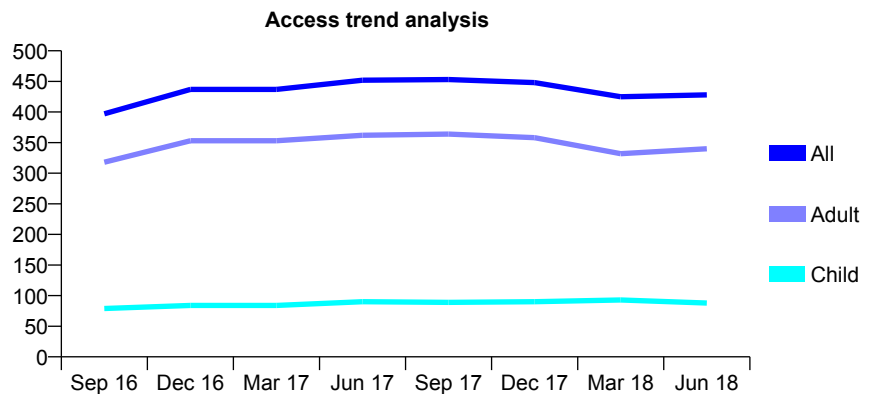
Q62 - Vital Signs At a Glance Contract Report for 154296/0001 - June 2018

Name or company name	Victoria Dental Centre
Contract type name	GDS Contract
Purpose of contract	General
Contract start date	02/11/2015
Contract end date	

18/19 Contracted general activity (UDA)	1,395
Carry forward general activity (UDA)	0
18/19 Contracted orthodontic activity (UOA)	0
Carry forward orthodontic activity (UOA)	0
Baseline contract value	£33,274.79

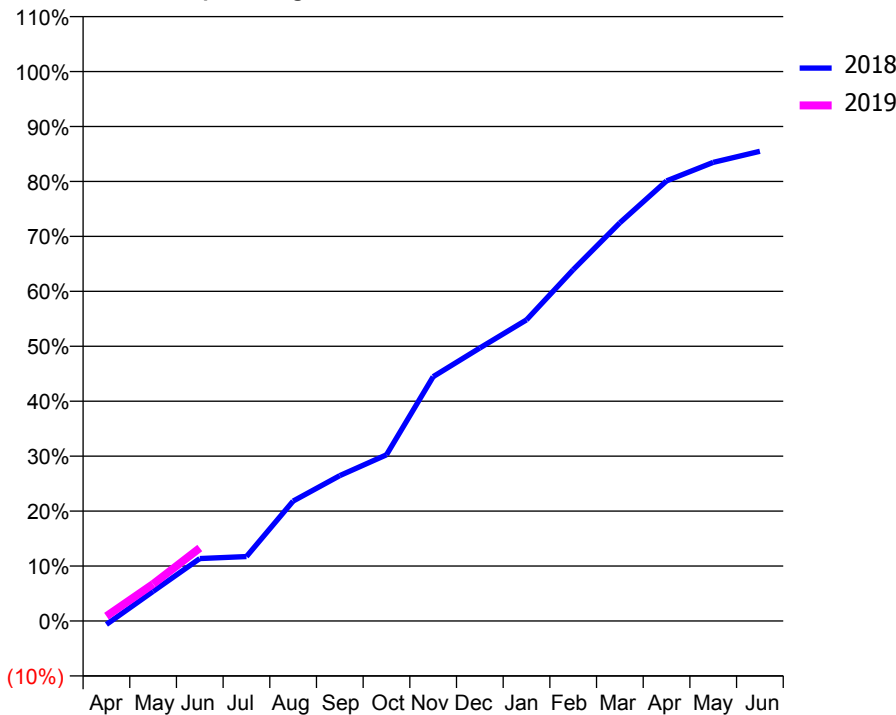
ACCESS*

Patients seen in 24 months	Total	Change since previous quarter
Quarter ending June 2017	452	
Quarter ending September 2017	453	→
Quarter ending December 2017	448	↓
Quarter ending March 2018	425	↓
Quarter ending June 2018	428	→
Variance since June 2017	(5.3%)	↓



ACTIVITY

Cumulative percentage of contracted UDA delivered 2018 & 2019



Month	Adjusted Scheduled Activity (UDA)	
	2018	2019
April	-9	12
May	75	94
June	159	185
July	164	
August	304	
September	369	
October	422	
November	620	
December	693	
January	765	
February	892	
March	1,011	
April	1,117	
May	1,164	
June	1,192	

QUALITY

	Quantity	Base Number	Contract	AT	Region	England
% of FP17s for the same patient ID Re-attending within 3 months - Children	1	22	4.5%	9.9%	11.5%	11.5%
% of FP17s for the same patient ID Re-attending within 3 months - Adults	12	93	12.9%	15.7%	16.6%	15.4%
% of FP17s for the same patient ID Re-attending between 3 & 9 months - Children	11	22	50.0%	48.8%	48.8%	58.9%
% of FP17s for the same patient ID Re-attending between 3 & 9 months - Adults	18	93	19.4%	38.6%	39.3%	51.6%
% of FP17s for Band 1 Urgent Courses	6	49	12.2%	11.0%	10.6%	8.9%
% of FP17s Relating to Free Repair or Replacements	0	49	0.0%	0.5%	0.5%	0.8%
% of FP17s Relating to Continuations	0	49	0.0%	0.5%	0.7%	0.9%
% of Patients satisfied with the dentistry they have received	1	1	N/A	88.4%	90.4%	93.2%
% of Patients satisfied with the time they had to wait for an appointment	1	1	N/A	83.8%	85.3%	88.8%

* This is based on patients treated on this contract for their most recent course of treatment. Figures in italics indicate the base number of FP17s or Patient Questionnaire responses are less than 100. N/A is shown where the base number of responses is less than 10 during the period. % is calculated as Quantity/Base number*100

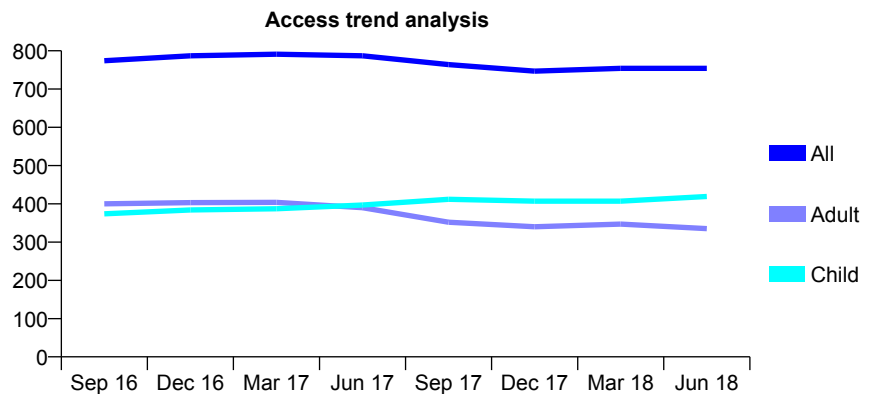
Q62 - Vital Signs At a Glance Contract Report for 154881/0001 - June 2018

Name or company name	Noorani & Shahid
Contract type name	GDS Contract
Purpose of contract	General
Contract start date	01/08/2009
Contract end date	

18/19 Contracted general activity (UDA)	1,300
Carry forward general activity (UDA)	0
18/19 Contracted orthodontic activity (UOA)	0
Carry forward orthodontic activity (UOA)	0
Baseline contract value	£37,956.59

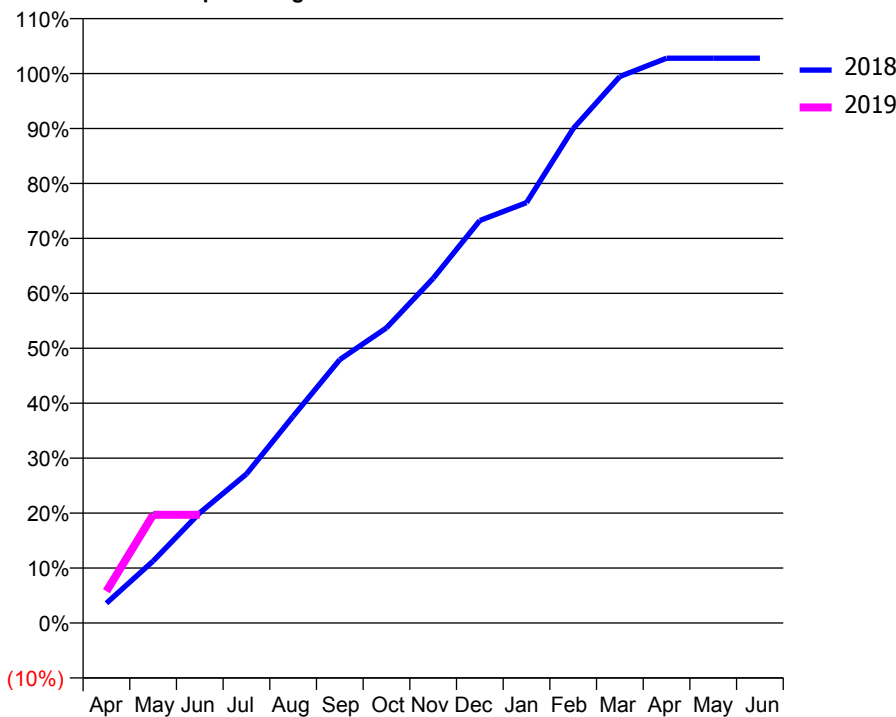
ACCESS*

Patients seen in 24 months	Total	Change since previous quarter
Quarter ending June 2017	787	
Quarter ending September 2017	764	↓
Quarter ending December 2017	747	↓
Quarter ending March 2018	754	→
Quarter ending June 2018	754	→
Variance since June 2017	(4.2%)	↓



ACTIVITY

Cumulative percentage of contracted UDA delivered 2018 & 2019



Adjusted Scheduled Activity (UDA)		
Month	2018	2019
April	47	75
May	146	256
June	261	256
July	352	
August	489	
September	623	
October	698	
November	815	
December	952	
January	995	
February	1,170	
March	1,293	
April	1,336	
May	1,336	
June	1,336	

QUALITY

	Quantity	Base Number	Contract	AT	Region	England
% of FP17s for the same patient ID Re-attending within 3 months - Children	6	112	5.4%	9.9%	11.5%	11.5%
% of FP17s for the same patient ID Re-attending within 3 months - Adults	2	61	3.3%	15.7%	16.6%	15.4%
% of FP17s for the same patient ID Re-attending between 3 & 9 months - Children	61	112	54.5%	48.8%	48.8%	58.9%
% of FP17s for the same patient ID Re-attending between 3 & 9 months - Adults	20	61	32.8%	38.6%	39.3%	51.6%
% of FP17s for Band 1 Urgent Courses	5	153	3.3%	11.0%	10.6%	8.9%
% of FP17s Relating to Free Repair or Replacements	0	153	0.0%	0.5%	0.5%	0.8%
% of FP17s Relating to Continuations	3	153	2.0%	0.5%	0.7%	0.9%
% of Patients satisfied with the dentistry they have received	0	0	N/A	88.4%	90.4%	93.2%
% of Patients satisfied with the time they had to wait for an appointment	0	0	N/A	83.8%	85.3%	88.8%

* This is based on patients treated on this contract for their most recent course of treatment. Figures in italics indicate the base number of FP17s or Patient Questionnaire responses are less than 100. N/A is shown where the base number of responses is less than 10 during the period. % is calculated as Quantity/Base number*100

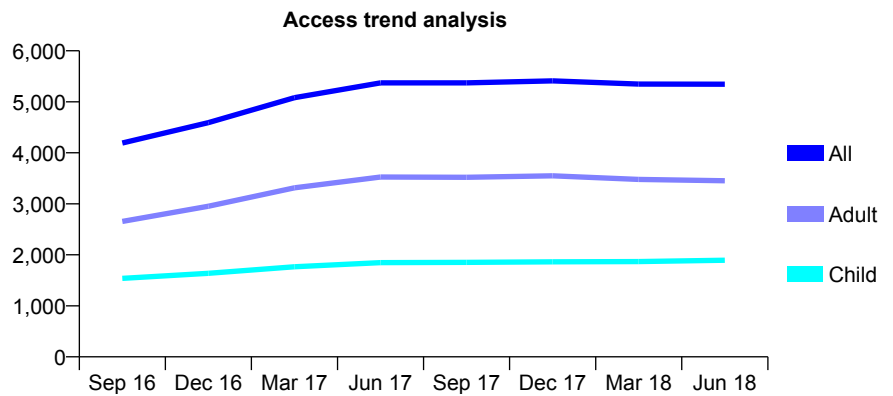
Q62 - Vital Signs At a Glance Contract Report for 155217/0001 - June 2018

Name or company name	Mr P. S. Sanehi & Mr A. K. Mirza
Contract type name	GDS Contract
Purpose of contract	General
Contract start date	01/04/2015
Contract end date	

18/19 Contracted general activity (UDA)	19,605
Carry forward general activity (UDA)	0
18/19 Contracted orthodontic activity (UOA)	0
Carry forward orthodontic activity (UOA)	0
Baseline contract value	£641,612.88

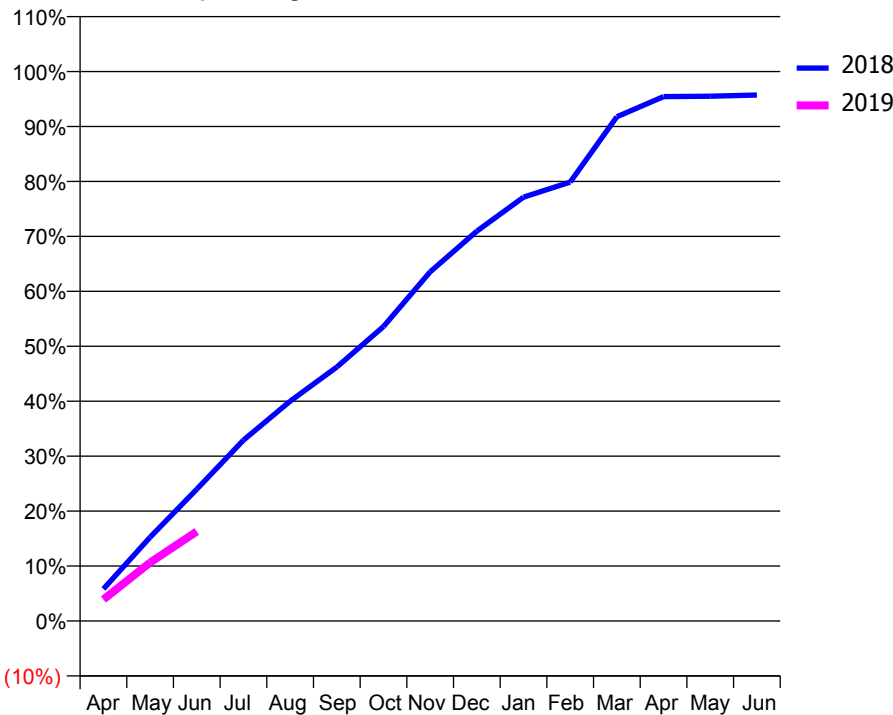
ACCESS*

Patients seen in 24 months	Total	Change since previous quarter
Quarter ending June 2017	5,372	
Quarter ending September 2017	5,371	→
Quarter ending December 2017	5,411	→
Quarter ending March 2018	5,347	↓
Quarter ending June 2018	5,346	→
Variance since June 2017	(0.5%)	→



ACTIVITY

Cumulative percentage of contracted UDA delivered 2018 & 2019



Month	Adjusted Scheduled Activity (UDA)	
	2018	2019
April	1,145	767
May	2,990	2,087
June	4,703	3,196
July	6,453	
August	7,845	
September	9,061	
October	10,505	
November	12,455	
December	13,909	
January	15,121	
February	15,660	
March	17,993	
April	18,707	
May	18,725	
June	18,764	

QUALITY

	Quantity	Base Number	Contract	AT	Region	England
% of FP17s for the same patient ID Re-attending within 3 months - Children	41	602	6.8%	9.9%	11.5%	11.5%
% of FP17s for the same patient ID Re-attending within 3 months - Adults	111	777	14.3%	15.7%	16.6%	15.4%
% of FP17s for the same patient ID Re-attending between 3 & 9 months - Children	278	602	46.2%	48.8%	48.8%	58.9%
% of FP17s for the same patient ID Re-attending between 3 & 9 months - Adults	248	777	31.9%	38.6%	39.3%	51.6%
% of FP17s for Band 1 Urgent Courses	221	1,089	20.3%	11.0%	10.6%	8.9%
% of FP17s Relating to Free Repair or Replacements	1	1,089	0.1%	0.5%	0.5%	0.8%
% of FP17s Relating to Continuations	1	1,089	0.1%	0.5%	0.7%	0.9%
% of Patients satisfied with the dentistry they have received	0	0	N/A	88.4%	90.4%	93.2%
% of Patients satisfied with the time they had to wait for an appointment	0	0	N/A	83.8%	85.3%	88.8%

* This is based on patients treated on this contract for their most recent course of treatment. Figures in italics indicate the base number of FP17s or Patient Questionnaire responses are less than 100. N/A is shown where the base number of responses is less than 10 during the period. % is calculated as Quantity/Base number*100

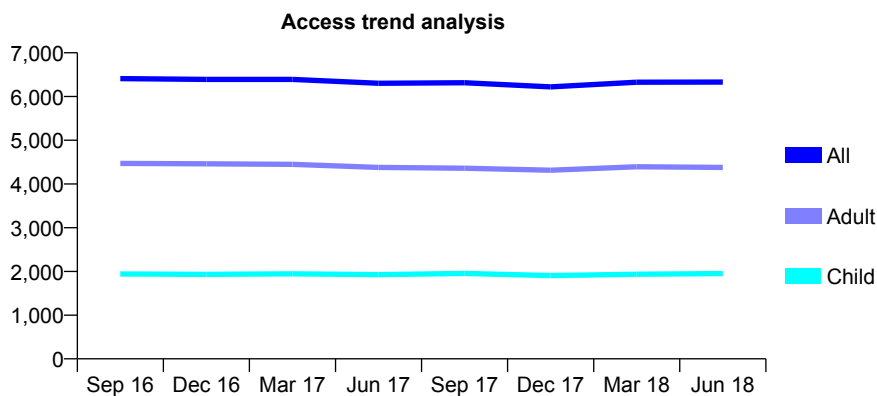
Q62 - Vital Signs At a Glance Contract Report for 157309/0001 - June 2018

Name or company name	Ms Urvi Shah and Ms Jilna Shah
Contract type name	GDS Contract
Purpose of contract	General
Contract start date	01/10/2014
Contract end date	

18/19 Contracted general activity (UDA)	17,729
Carry forward general activity (UDA)	0
18/19 Contracted orthodontic activity (UOA)	0
Carry forward orthodontic activity (UOA)	0
Baseline contract value	£441,651.35

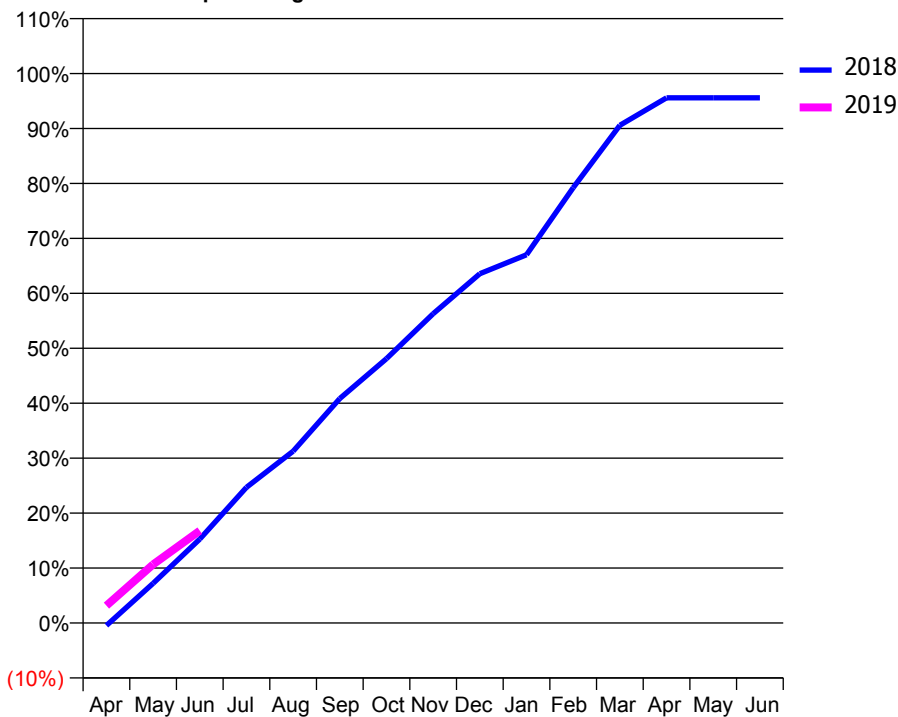
ACCESS*

Patients seen in 24 months	Total	Change since previous quarter
Quarter ending June 2017	6,302	
Quarter ending September 2017	6,314	→
Quarter ending December 2017	6,220	↓
Quarter ending March 2018	6,328	→
Quarter ending June 2018	6,329	→
Variance since June 2017	0.4%	→



ACTIVITY

Cumulative percentage of contracted UDA delivered 2018 & 2019



Adjusted Scheduled Activity (UDA)

Month	2018	2019
April	-85	563
May	1,278	1,892
June	2,707	2,981
July	4,379	
August	5,544	
September	7,241	
October	8,528	
November	9,981	
December	11,271	
January	11,880	
February	14,043	
March	16,058	
April	16,943	
May	16,947	
June	16,947	

QUALITY

	Quantity	Base Number	Contract	AT	Region	England
% of FP17s for the same patient ID Re-attending within 3 months - Children	97	713	13.6%	9.9%	11.5%	11.5%
% of FP17s for the same patient ID Re-attending within 3 months - Adults	279	1,257	22.2%	15.7%	16.6%	15.4%
% of FP17s for the same patient ID Re-attending between 3 & 9 months - Children	351	713	49.2%	48.8%	48.8%	58.9%
% of FP17s for the same patient ID Re-attending between 3 & 9 months - Adults	452	1,257	36.0%	38.6%	39.3%	51.6%
% of FP17s for Band 1 Urgent Courses	253	1,439	17.6%	11.0%	10.6%	8.9%
% of FP17s Relating to Free Repair or Replacements	10	1,439	0.7%	0.5%	0.5%	0.8%
% of FP17s Relating to Continuations	9	1,439	0.6%	0.5%	0.7%	0.9%
% of Patients satisfied with the dentistry they have received	4	4	N/A	88.4%	90.4%	93.2%
% of Patients satisfied with the time they had to wait for an appointment	4	4	N/A	83.8%	85.3%	88.8%

* This is based on patients treated on this contract for their most recent course of treatment. Figures in italics indicate the base number of FP17s or Patient Questionnaire responses are less than 100. N/A is shown where the base number of responses is less than 10 during the period. % is calculated as Quantity/Base number*100

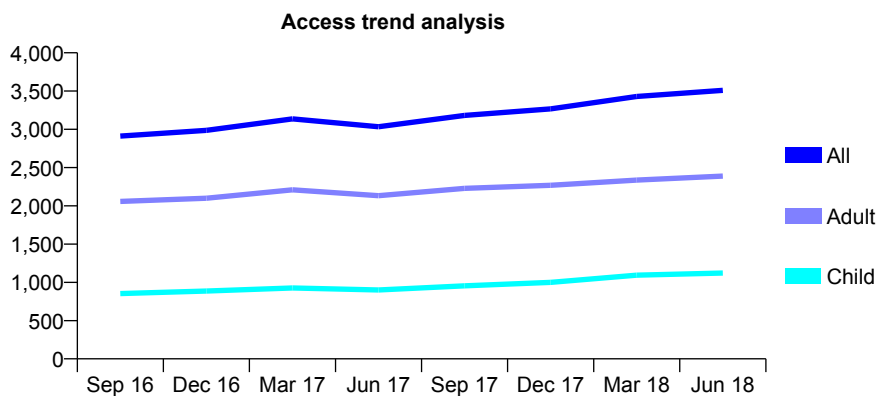
Q62 - Vital Signs At a Glance Contract Report for 157414/0001 - June 2018

Name or company name	H Patel
Contract type name	GDS Contract
Purpose of contract	General
Contract start date	01/03/2012
Contract end date	

18/19 Contracted general activity (UDA)	6,000
Carry forward general activity (UDA)	0
18/19 Contracted orthodontic activity (UOA)	0
Carry forward orthodontic activity (UOA)	0
Baseline contract value	£139,403.89

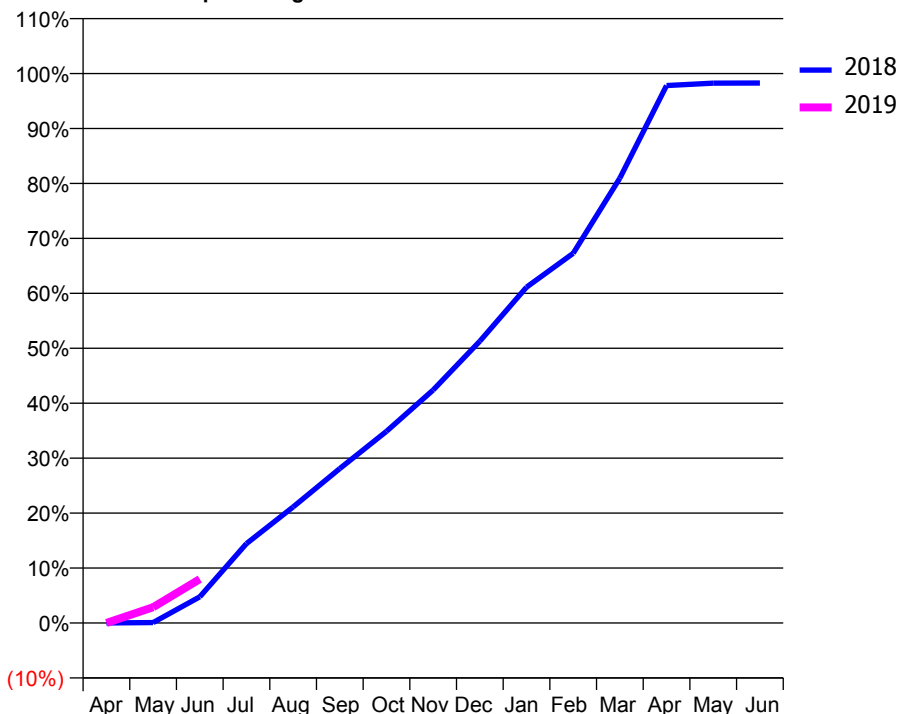
ACCESS*

Patients seen in 24 months	Total	Change since previous quarter
Quarter ending June 2017	3,033	
Quarter ending September 2017	3,182	↑
Quarter ending December 2017	3,267	↑
Quarter ending March 2018	3,430	↑
Quarter ending June 2018	3,510	↑
Variance since June 2017	15.7%	↑



ACTIVITY

Cumulative percentage of contracted UDA delivered 2018 & 2019



Month	Adjusted Scheduled Activity (UDA)	
	2018	2019
April	0	0
May	5	173
June	285	480
July	867	
August	1,268	
September	1,686	
October	2,093	
November	2,544	
December	3,078	
January	3,668	
February	4,037	
March	4,857	
April	5,868	
May	5,895	
June	5,896	

QUALITY

	Quantity	Base Number	Contract	AT	Region	England
% of FP17s for the same patient ID Re-attending within 3 months - Children	28	374	7.5%	9.9%	11.5%	11.5%
% of FP17s for the same patient ID Re-attending within 3 months - Adults	63	581	10.8%	15.7%	16.6%	15.4%
% of FP17s for the same patient ID Re-attending between 3 & 9 months - Children	186	374	49.7%	48.8%	48.8%	58.9%
% of FP17s for the same patient ID Re-attending between 3 & 9 months - Adults	153	581	26.3%	38.6%	39.3%	51.6%
% of FP17s for Band 1 Urgent Courses	17	299	5.7%	11.0%	10.6%	8.9%
% of FP17s Relating to Free Repair or Replacements	3	299	1.0%	0.5%	0.5%	0.8%
% of FP17s Relating to Continuations	1	299	0.3%	0.5%	0.7%	0.9%
% of Patients satisfied with the dentistry they have received	1	1	N/A	88.4%	90.4%	93.2%
% of Patients satisfied with the time they had to wait for an appointment	1	1	N/A	83.8%	85.3%	88.8%

* This is based on patients treated on this contract for their most recent course of treatment. Figures in italics indicate the base number of FP17s or Patient Questionnaire responses are less than 100. N/A is shown where the base number of responses is less than 10 during the period. % is calculated as Quantity/Base number*100

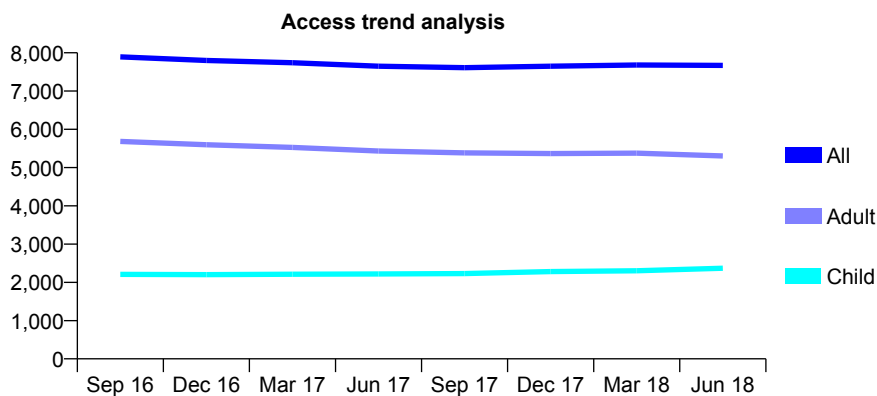
Q62 - Vital Signs At a Glance Contract Report for 158844/0001 - June 2018

Name or company name	Dr. Y. Nanavati & Dr. T. Mirza
Contract type name	GDS Contract
Purpose of contract	General
Contract start date	01/10/2012
Contract end date	

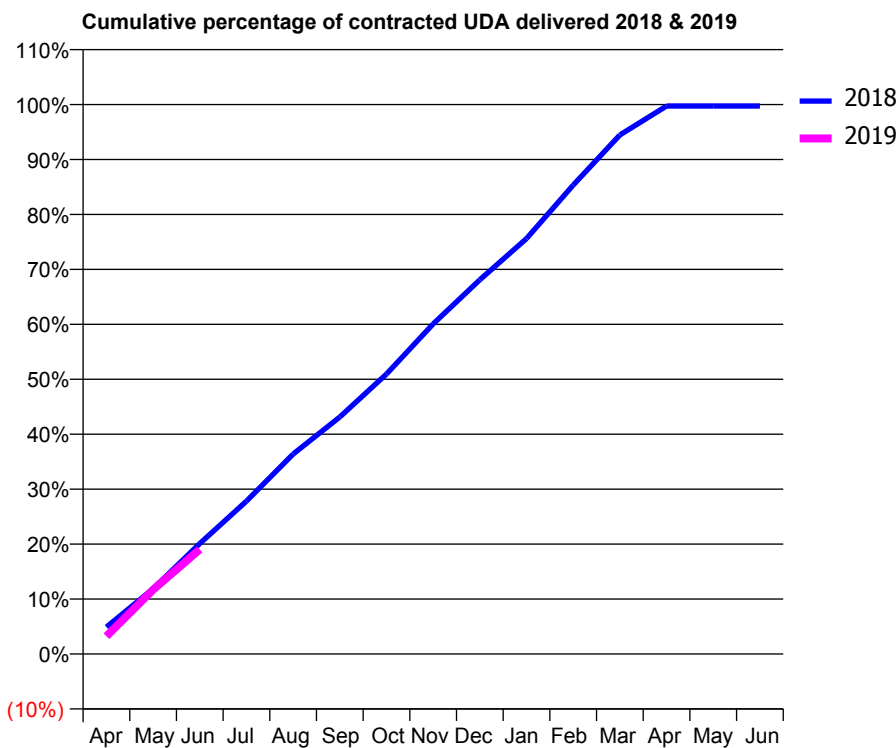
18/19 Contracted general activity (UDA)	24,603
Carry forward general activity (UDA)	0
18/19 Contracted orthodontic activity (UOA)	0
Carry forward orthodontic activity (UOA)	0
Baseline contract value	£648,607.55

ACCESS*

Patients seen in 24 months	Total	Change since previous quarter
Quarter ending June 2017	7,649	
Quarter ending September 2017	7,611	→
Quarter ending December 2017	7,648	→
Quarter ending March 2018	7,680	→
Quarter ending June 2018	7,671	→
Variance since June 2017	0.3%	→



ACTIVITY



Month	Adjusted Scheduled Activity (UDA)	
	2018	2019
April	1,210	799
May	2,924	2,878
June	4,948	4,683
July	6,844	
August	8,954	
September	10,609	
October	12,535	
November	14,778	
December	16,758	
January	18,602	
February	20,993	
March	23,241	
April	24,537	
May	24,534	
June	24,534	

QUALITY

	Quantity	Base Number	Contract	AT	Region	England
% of FP17s for the same patient ID Re-attending within 3 months - Children	37	754	4.9%	9.9%	11.5%	11.5%
% of FP17s for the same patient ID Re-attending within 3 months - Adults	217	1,450	15.0%	15.7%	16.6%	15.4%
% of FP17s for the same patient ID Re-attending between 3 & 9 months - Children	388	754	51.5%	48.8%	48.8%	58.9%
% of FP17s for the same patient ID Re-attending between 3 & 9 months - Adults	628	1,450	43.3%	38.6%	39.3%	51.6%
% of FP17s for Band 1 Urgent Courses	124	1,781	7.0%	11.0%	10.6%	8.9%
% of FP17s Relating to Free Repair or Replacements	7	1,781	0.4%	0.5%	0.5%	0.8%
% of FP17s Relating to Continuations	5	1,781	0.3%	0.5%	0.7%	0.9%
% of Patients satisfied with the dentistry they have received	7	7	N/A	88.4%	90.4%	93.2%
% of Patients satisfied with the time they had to wait for an appointment	5	7	N/A	83.8%	85.3%	88.8%

* This is based on patients treated on this contract for their most recent course of treatment. Figures in italics indicate the base number of FP17s or Patient Questionnaire responses are less than 100. N/A is shown where the base number of responses is less than 10 during the period. % is calculated as Quantity/Base number*100

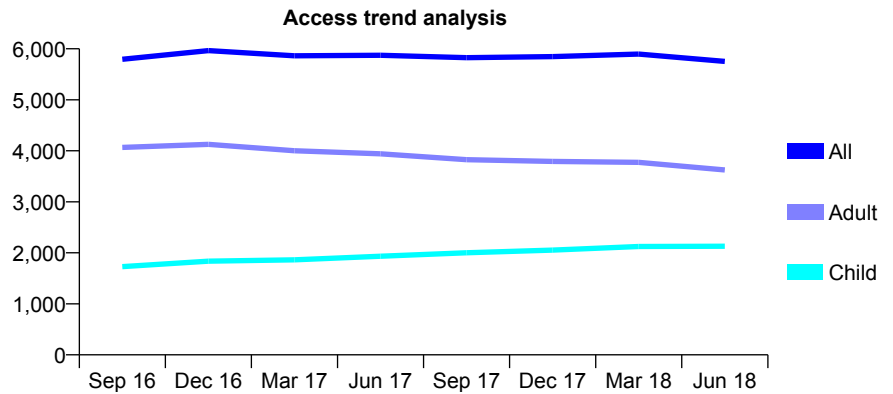
Q62 - Vital Signs At a Glance Contract Report for 159042/0001 - June 2018

Name or company name	Surgery@102 Limited
Contract type name	GDS Contract
Purpose of contract	General
Contract start date	01/01/2011
Contract end date	

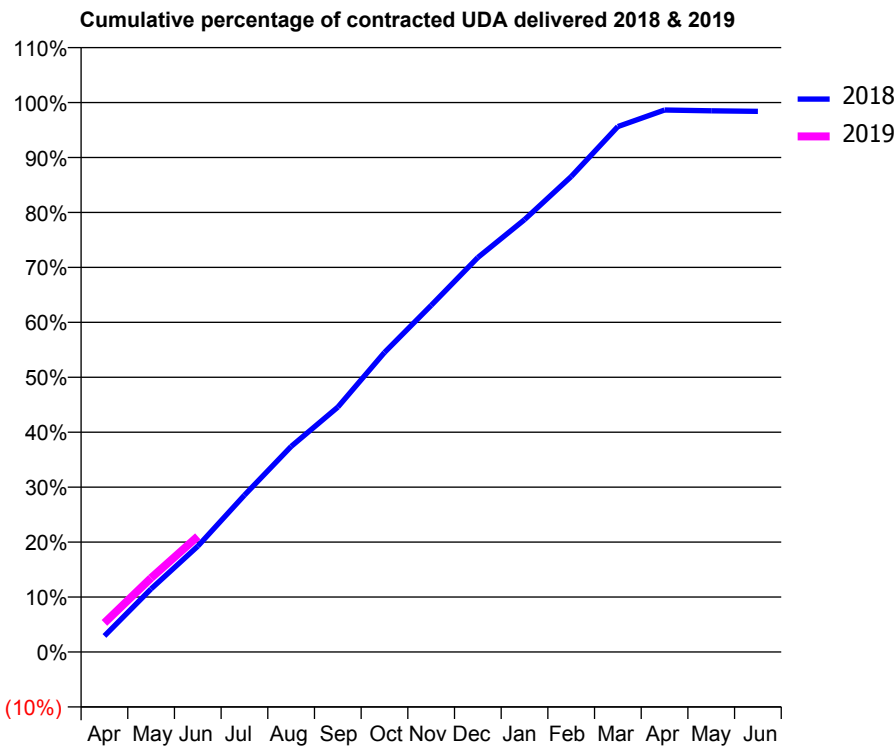
18/19 Contracted general activity (UDA)	13,347
Carry forward general activity (UDA)	0
18/19 Contracted orthodontic activity (UOA)	0
Carry forward orthodontic activity (UOA)	0
Baseline contract value	£354,814.69

ACCESS*

Patients seen in 24 months	Total	Change since previous quarter
Quarter ending June 2017	5,874	
Quarter ending September 2017	5,825	→
Quarter ending December 2017	5,847	→
Quarter ending March 2018	5,896	→
Quarter ending June 2018	5,753	↓
Variance since June 2017	(2.1%)	↓



ACTIVITY



Month	Adjusted Scheduled Activity (UDA)	
	2018	2019
April	391	708
May	1,533	1,798
June	2,570	2,809
July	3,812	
August	4,992	
September	5,950	
October	7,277	
November	8,419	
December	9,584	
January	10,503	
February	11,547	
March	12,762	
April	13,165	
May	13,144	
June	13,132	

QUALITY

	Quantity	Base Number	Contract	AT	Region	England
% of FP17s for the same patient ID Re-attending within 3 months - Children	47	641	7.3%	9.9%	11.5%	11.5%
% of FP17s for the same patient ID Re-attending within 3 months - Adults	138	780	17.7%	15.7%	16.6%	15.4%
% of FP17s for the same patient ID Re-attending between 3 & 9 months - Children	315	641	49.1%	48.8%	48.8%	58.9%
% of FP17s for the same patient ID Re-attending between 3 & 9 months - Adults	222	780	28.5%	38.6%	39.3%	51.6%
% of FP17s for Band 1 Urgent Courses	167	1,146	14.6%	11.0%	10.6%	8.9%
% of FP17s Relating to Free Repair or Replacements	6	1,146	0.5%	0.5%	0.5%	0.8%
% of FP17s Relating to Continuations	3	1,146	0.3%	0.5%	0.7%	0.9%
% of Patients satisfied with the dentistry they have received	3	4	N/A	88.4%	90.4%	93.2%
% of Patients satisfied with the time they had to wait for an appointment	3	4	N/A	83.8%	85.3%	88.8%

* This is based on patients treated on this contract for their most recent course of treatment. Figures in italics indicate the base number of FP17s or Patient Questionnaire responses are less than 100. N/A is shown where the base number of responses is less than 10 during the period. % is calculated as Quantity/Base number*100

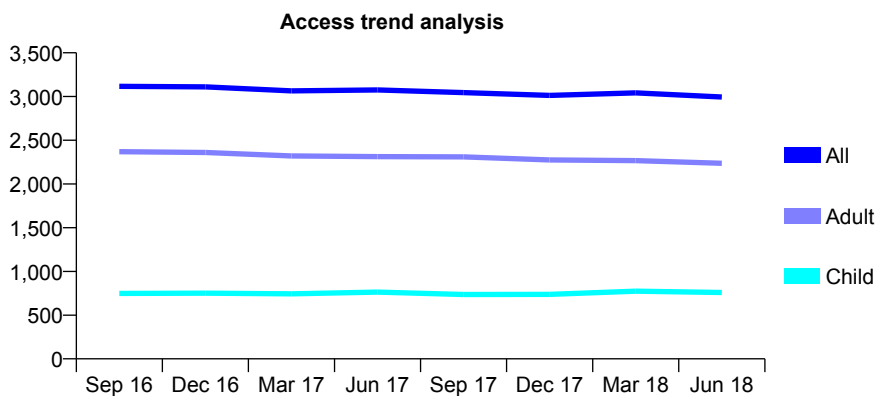
Q62 - Vital Signs At a Glance Contract Report for 159271/0001 - June 2018

Name or company name	Dr. K. Patel
Contract type name	GDS Contract
Purpose of contract	General
Contract start date	01/11/2012
Contract end date	

18/19 Contracted general activity (UDA)	7,685
Carry forward general activity (UDA)	0
18/19 Contracted orthodontic activity (UOA)	0
Carry forward orthodontic activity (UOA)	0
Baseline contract value	£221,053.82

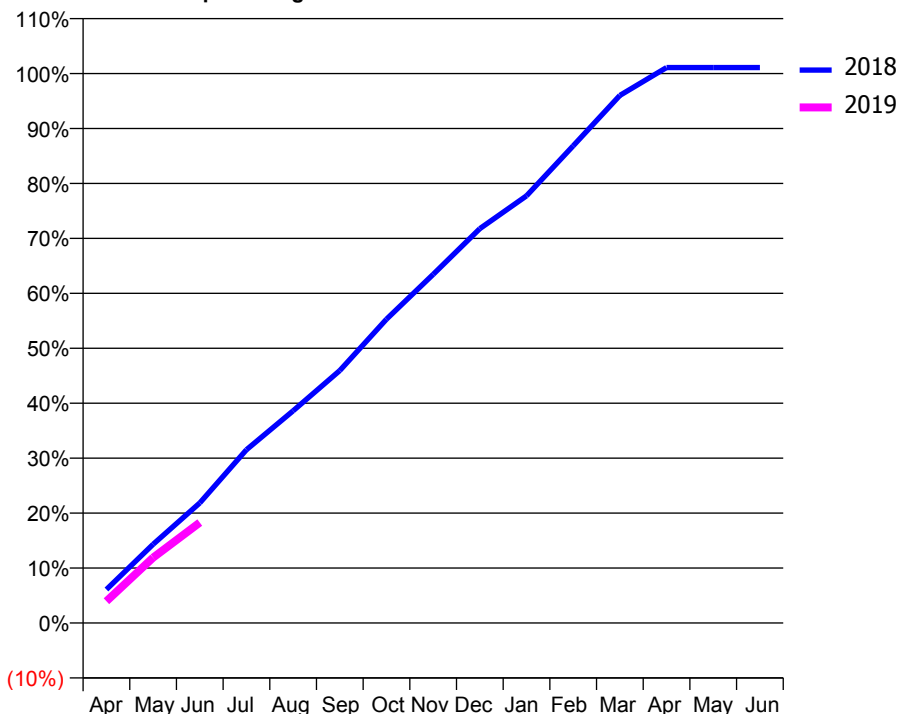
ACCESS*

Patients seen in 24 months	Total	Change since previous quarter
Quarter ending June 2017	3,076	
Quarter ending September 2017	3,045	↓
Quarter ending December 2017	3,013	↓
Quarter ending March 2018	3,041	→
Quarter ending June 2018	2,994	↓
Variance since June 2017	(2.7%)	↓



ACTIVITY

Cumulative percentage of contracted UDA delivered 2018 & 2019



Month	Adjusted Scheduled Activity (UDA)	
	2018	2019
April	469	304
May	1,102	915
June	1,680	1,406
July	2,424	
August	2,968	
September	3,531	
October	4,250	
November	4,875	
December	5,515	
January	5,974	
February	6,673	
March	7,379	
April	7,769	
May	7,769	
June	7,769	

QUALITY

	Quantity	Base Number	Contract	AT	Region	England
% of FP17s for the same patient ID Re-attending within 3 months - Children	11	204	5.4%	9.9%	11.5%	11.5%
% of FP17s for the same patient ID Re-attending within 3 months - Adults	93	670	13.9%	15.7%	16.6%	15.4%
% of FP17s for the same patient ID Re-attending between 3 & 9 months - Children	111	204	54.4%	48.8%	48.8%	58.9%
% of FP17s for the same patient ID Re-attending between 3 & 9 months - Adults	357	670	53.3%	38.6%	39.3%	51.6%
% of FP17s for Band 1 Urgent Courses	59	722	8.2%	11.0%	10.6%	8.9%
% of FP17s Relating to Free Repair or Replacements	1	722	0.1%	0.5%	0.5%	0.8%
% of FP17s Relating to Continuations	11	722	1.5%	0.5%	0.7%	0.9%
% of Patients satisfied with the dentistry they have received	1	1	N/A	88.4%	90.4%	93.2%
% of Patients satisfied with the time they had to wait for an appointment	1	1	N/A	83.8%	85.3%	88.8%

* This is based on patients treated on this contract for their most recent course of treatment. Figures in italics indicate the base number of FP17s or Patient Questionnaire responses are less than 100. N/A is shown where the base number of responses is less than 10 during the period. % is calculated as Quantity/Base number*100

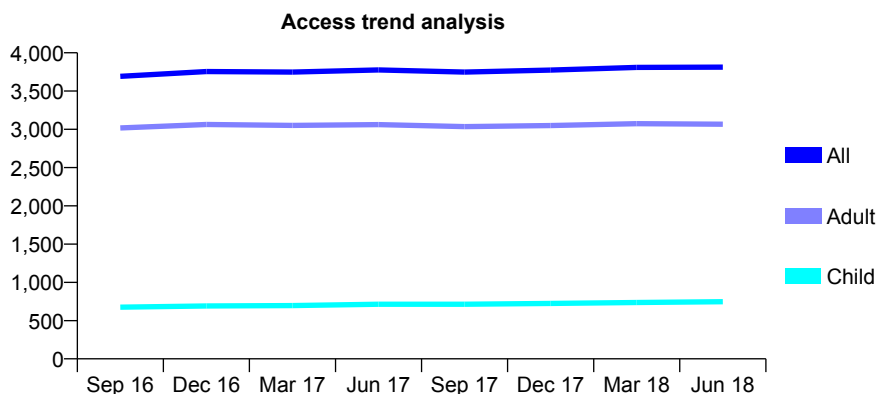
Q62 - Vital Signs At a Glance Contract Report for 159328/0001 - June 2018

Name or company name	Bhuva Dental Surgery - Pinner
Contract type name	GDS Contract
Purpose of contract	General
Contract start date	01/04/2014
Contract end date	

18/19 Contracted general activity (UDA)	7,956
Carry forward general activity (UDA)	0
18/19 Contracted orthodontic activity (UOA)	0
Carry forward orthodontic activity (UOA)	0
Baseline contract value	£220,220.02

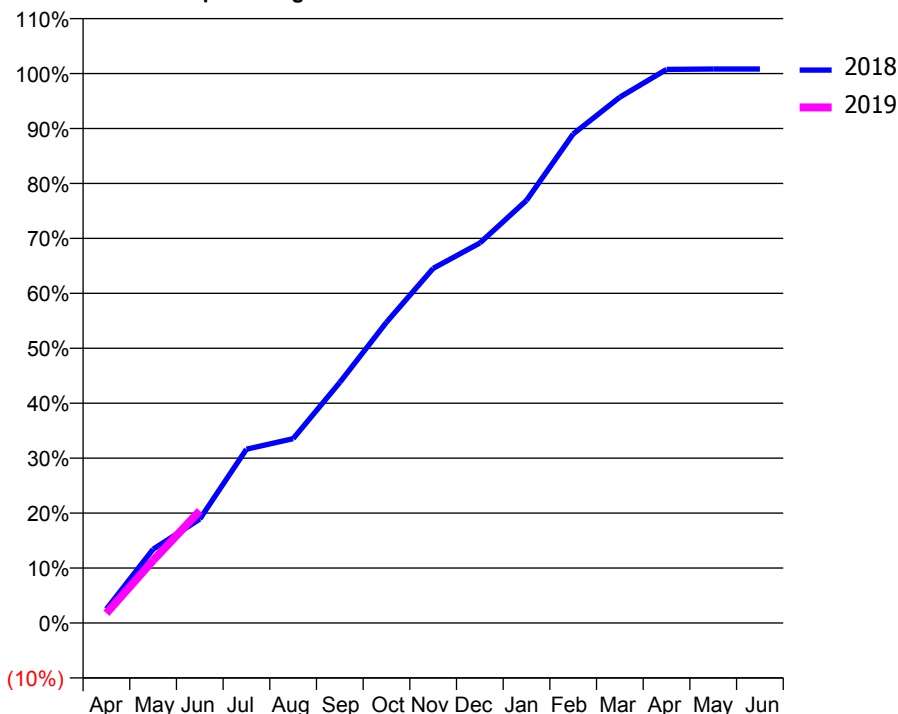
ACCESS*

Patients seen in 24 months	Total	Change since previous quarter
Quarter ending June 2017	3,776	
Quarter ending September 2017	3,749	→
Quarter ending December 2017	3,774	→
Quarter ending March 2018	3,810	→
Quarter ending June 2018	3,813	→
Variance since June 2017	1.0%	→



ACTIVITY

Cumulative percentage of contracted UDA delivered 2018 & 2019



Month	Adjusted Scheduled Activity (UDA)	
	2018	2019
April	202	141
May	1,068	907
June	1,505	1,625
July	2,516	
August	2,668	
September	3,484	
October	4,354	
November	5,134	
December	5,501	
January	6,120	
February	7,081	
March	7,613	
April	8,015	
May	8,021	
June	8,021	

QUALITY

	Quantity	Base Number	Contract	AT	Region	England
% of FP17s for the same patient ID Re-attending within 3 months - Children	13	289	4.5%	9.9%	11.5%	11.5%
% of FP17s for the same patient ID Re-attending within 3 months - Adults	42	1,019	4.1%	15.7%	16.6%	15.4%
% of FP17s for the same patient ID Re-attending between 3 & 9 months - Children	181	289	62.6%	48.8%	48.8%	58.9%
% of FP17s for the same patient ID Re-attending between 3 & 9 months - Adults	646	1,019	63.4%	38.6%	39.3%	51.6%
% of FP17s for Band 1 Urgent Courses	23	1,020	2.3%	11.0%	10.6%	8.9%
% of FP17s Relating to Free Repair or Replacements	0	1,020	0.0%	0.5%	0.5%	0.8%
% of FP17s Relating to Continuations	0	1,020	0.0%	0.5%	0.7%	0.9%
% of Patients satisfied with the dentistry they have received	6	6	N/A	88.4%	90.4%	93.2%
% of Patients satisfied with the time they had to wait for an appointment	6	6	N/A	83.8%	85.3%	88.8%

* This is based on patients treated on this contract for their most recent course of treatment. Figures in italics indicate the base number of FP17s or Patient Questionnaire responses are less than 100. N/A is shown where the base number of responses is less than 10 during the period. % is calculated as Quantity/Base number*100

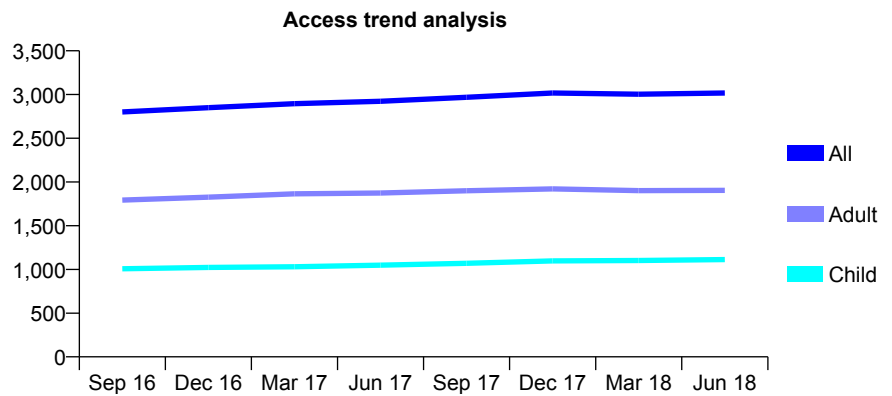
Q62 - Vital Signs At a Glance Contract Report for 160210/0001 - June 2018

Name or company name	S Cowley, R Ingham and J Angelo
Contract type name	GDS Contract
Purpose of contract	General
Contract start date	01/11/2012
Contract end date	

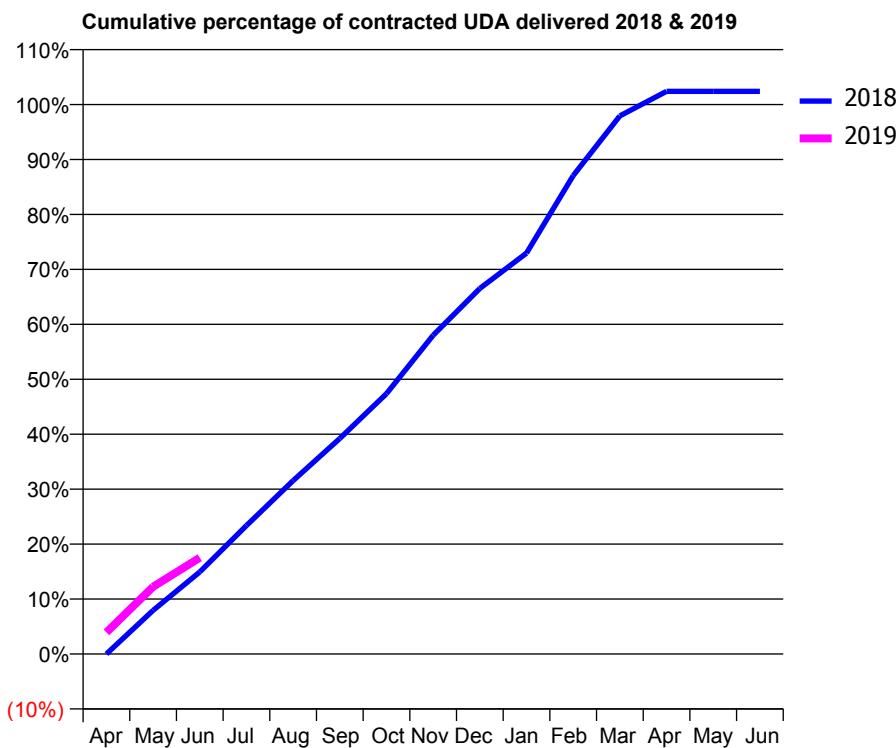
18/19 Contracted general activity (UDA)	9,436
Carry forward general activity (UDA)	0
18/19 Contracted orthodontic activity (UOA)	0
Carry forward orthodontic activity (UOA)	0
Baseline contract value	£385,467.27

ACCESS*

Patients seen in 24 months	Total	Change since previous quarter
Quarter ending June 2017	2,923	
Quarter ending September 2017	2,969	→
Quarter ending December 2017	3,018	→
Quarter ending March 2018	3,003	→
Quarter ending June 2018	3,017	→
Variance since June 2017	3.2%	↑



ACTIVITY



Month	Adjusted Scheduled Activity (UDA)	
	2018	2019
April	0	371
May	749	1,155
June	1,409	1,655
July	2,206	
August	2,978	
September	3,701	
October	4,471	
November	5,474	
December	6,278	
January	6,885	
February	8,216	
March	9,241	
April	9,663	
May	9,663	
June	9,663	

QUALITY

	Quantity	Base Number	Contract	AT	Region	England
% of FP17s for the same patient ID Re-attending within 3 months - Children	25	242	10.3%	9.9%	11.5%	11.5%
% of FP17s for the same patient ID Re-attending within 3 months - Adults	75	381	19.7%	15.7%	16.6%	15.4%
% of FP17s for the same patient ID Re-attending between 3 & 9 months - Children	93	242	38.4%	48.8%	48.8%	58.9%
% of FP17s for the same patient ID Re-attending between 3 & 9 months - Adults	111	381	29.1%	38.6%	39.3%	51.6%
% of FP17s for Band 1 Urgent Courses	82	531	15.4%	11.0%	10.6%	8.9%
% of FP17s Relating to Free Repair or Replacements	3	531	0.6%	0.5%	0.5%	0.8%
% of FP17s Relating to Continuations	7	531	1.3%	0.5%	0.7%	0.9%
% of Patients satisfied with the dentistry they have received	0	0	N/A	88.4%	90.4%	93.2%
% of Patients satisfied with the time they had to wait for an appointment	0	0	N/A	83.8%	85.3%	88.8%

* This is based on patients treated on this contract for their most recent course of treatment. Figures in italics indicate the base number of FP17s or Patient Questionnaire responses are less than 100. N/A is shown where the base number of responses is less than 10 during the period. % is calculated as Quantity/Base number*100

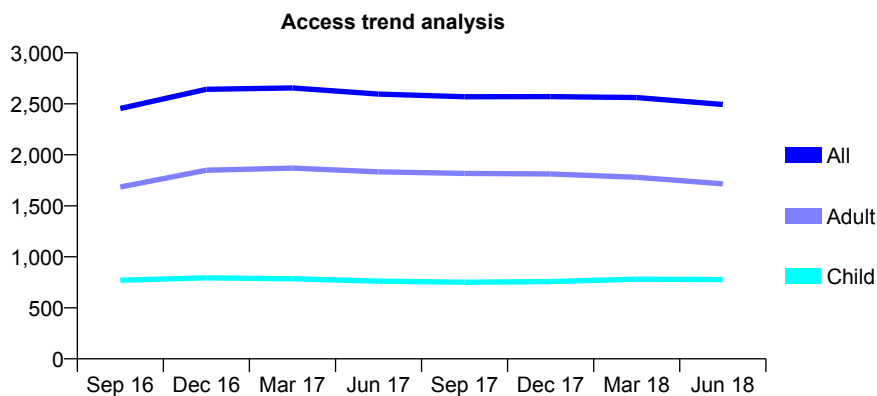
Q62 - Vital Signs At a Glance Contract Report for 160423/0001 - June 2018

Name or company name	Mr Neil Paryani & Ms Poonam Paryani
Contract type name	GDS Contract
Purpose of contract	General
Contract start date	01/01/2015
Contract end date	

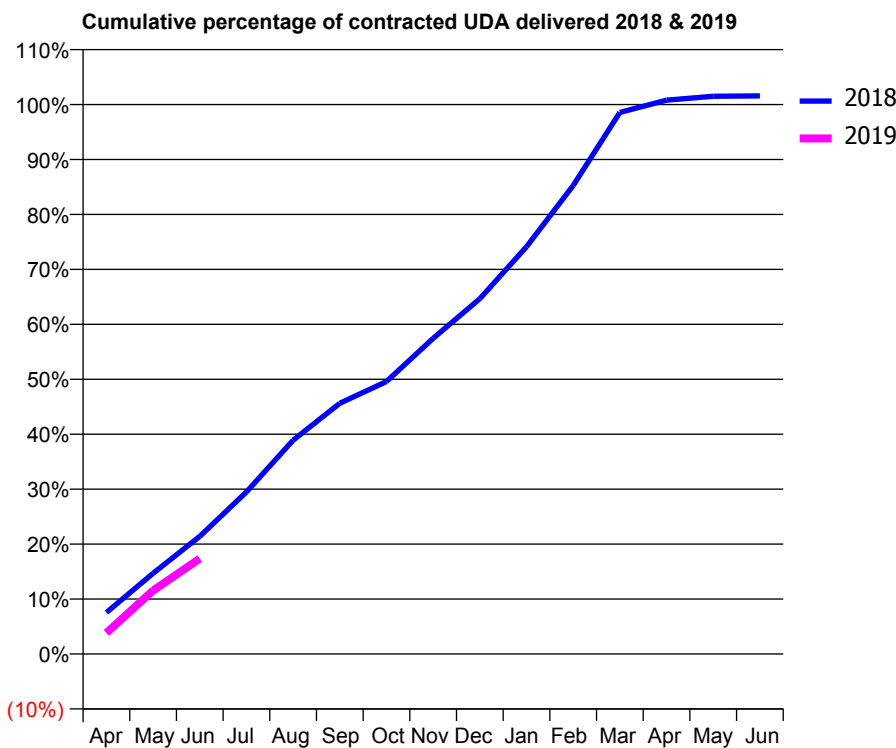
18/19 Contracted general activity (UDA)	8,179
Carry forward general activity (UDA)	0
18/19 Contracted orthodontic activity (UOA)	0
Carry forward orthodontic activity (UOA)	0
Baseline contract value	£229,331.91

ACCESS*

Patients seen in 24 months	Total	Change since previous quarter
Quarter ending June 2017	2,595	
Quarter ending September 2017	2,569	↓
Quarter ending December 2017	2,570	→
Quarter ending March 2018	2,561	→
Quarter ending June 2018	2,493	↓
Variance since June 2017	(3.9%)	↓



ACTIVITY



Month	Adjusted Scheduled Activity (UDA)	
	2018	2019
April	617	314
May	1,203	946
June	1,752	1,421
July	2,413	
August	3,183	
September	3,732	
October	4,056	
November	4,700	
December	5,288	
January	6,062	
February	6,973	
March	8,061	
April	8,244	
May	8,302	
June	8,308	

QUALITY

	Quantity	Base Number	Contract	AT	Region	England
% of FP17s for the same patient ID Re-attending within 3 months - Children	35	240	14.6%	9.9%	11.5%	11.5%
% of FP17s for the same patient ID Re-attending within 3 months - Adults	84	386	21.8%	15.7%	16.6%	15.4%
% of FP17s for the same patient ID Re-attending between 3 & 9 months - Children	121	240	50.4%	48.8%	48.8%	58.9%
% of FP17s for the same patient ID Re-attending between 3 & 9 months - Adults	146	386	37.8%	38.6%	39.3%	51.6%
% of FP17s for Band 1 Urgent Courses	113	550	20.5%	11.0%	10.6%	8.9%
% of FP17s Relating to Free Repair or Replacements	3	550	0.5%	0.5%	0.5%	0.8%
% of FP17s Relating to Continuations	1	550	0.2%	0.5%	0.7%	0.9%
% of Patients satisfied with the dentistry they have received	5	5	N/A	88.4%	90.4%	93.2%
% of Patients satisfied with the time they had to wait for an appointment	4	5	N/A	83.8%	85.3%	88.8%

* This is based on patients treated on this contract for their most recent course of treatment. Figures in italics indicate the base number of FP17s or Patient Questionnaire responses are less than 100. N/A is shown where the base number of responses is less than 10 during the period. % is calculated as Quantity/Base number*100

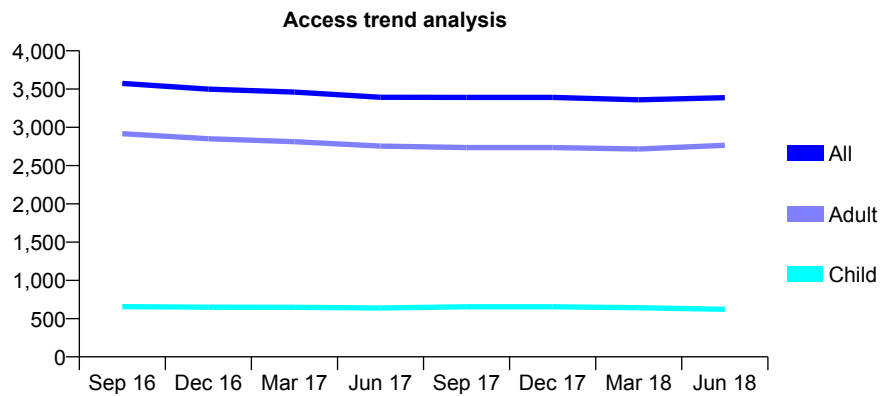
Q62 - Vital Signs At a Glance Contract Report for 161055/0001 - June 2018

Name or company name	Dental Magic (Care) Ltd
Contract type name	PDS Plus Contract
Purpose of contract	General
Contract start date	01/04/2010
Contract end date	31/03/2020

18/19 Contracted general activity (UDA)	14,779
Carry forward general activity (UDA)	0
18/19 Contracted orthodontic activity (UOA)	0
Carry forward orthodontic activity (UOA)	0
Baseline contract value	£382,662.03

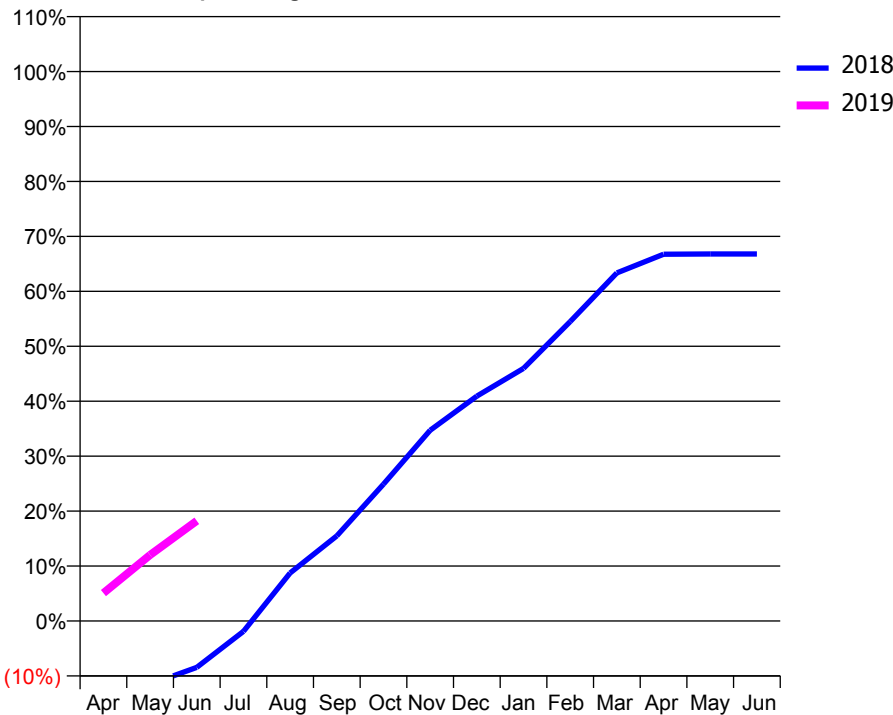
ACCESS*

Patients seen in 24 months	Total	Change since previous quarter
Quarter ending June 2017	3,392	
Quarter ending September 2017	3,391	→
Quarter ending December 2017	3,390	→
Quarter ending March 2018	3,360	→
Quarter ending June 2018	3,387	→
Variance since June 2017	(0.1%)	→



ACTIVITY

Cumulative percentage of contracted UDA delivered 2018 & 2019



Month	Adjusted Scheduled Activity (UDA)	
	2018	2019
April	-2,587	752
May	-1,706	1,778
June	-1,249	2,695
July	-281	
August	1,293	
September	2,288	
October	3,680	
November	5,131	
December	6,048	
January	6,795	
February	8,054	
March	9,361	
April	9,865	
May	9,873	
June	9,873	

QUALITY

	Quantity	Base Number	Contract	AT	Region	England
% of FP17s for the same patient ID Re-attending within 3 months - Children	7	147	4.8%	9.9%	11.5%	11.5%
% of FP17s for the same patient ID Re-attending within 3 months - Adults	133	778	17.1%	15.7%	16.6%	15.4%
% of FP17s for the same patient ID Re-attending between 3 & 9 months - Children	84	147	57.1%	48.8%	48.8%	58.9%
% of FP17s for the same patient ID Re-attending between 3 & 9 months - Adults	319	778	41.0%	38.6%	39.3%	51.6%
% of FP17s for Band 1 Urgent Courses	133	795	16.7%	11.0%	10.6%	8.9%
% of FP17s Relating to Free Repair or Replacements	1	795	0.1%	0.5%	0.5%	0.8%
% of FP17s Relating to Continuations	4	795	0.5%	0.5%	0.7%	0.9%
% of Patients satisfied with the dentistry they have received	3	4	N/A	88.4%	90.4%	93.2%
% of Patients satisfied with the time they had to wait for an appointment	3	4	N/A	83.8%	85.3%	88.8%

* This is based on patients treated on this contract for their most recent course of treatment. Figures in italics indicate the base number of FP17s or Patient Questionnaire responses are less than 100. N/A is shown where the base number of responses is less than 10 during the period. % is calculated as Quantity/Base number*100

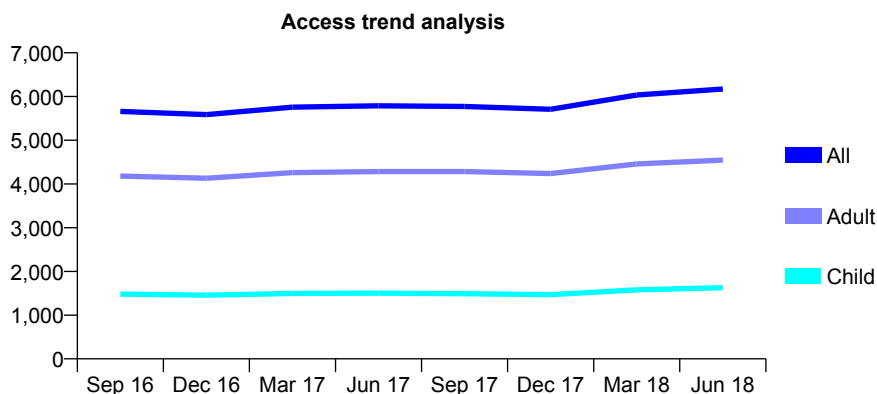
Q62 - Vital Signs At a Glance Contract Report for 164178/0001 - June 2018

Name or company name	Perfect Smile SDS
Contract type name	GDS Contract
Purpose of contract	General
Contract start date	01/01/2012
Contract end date	

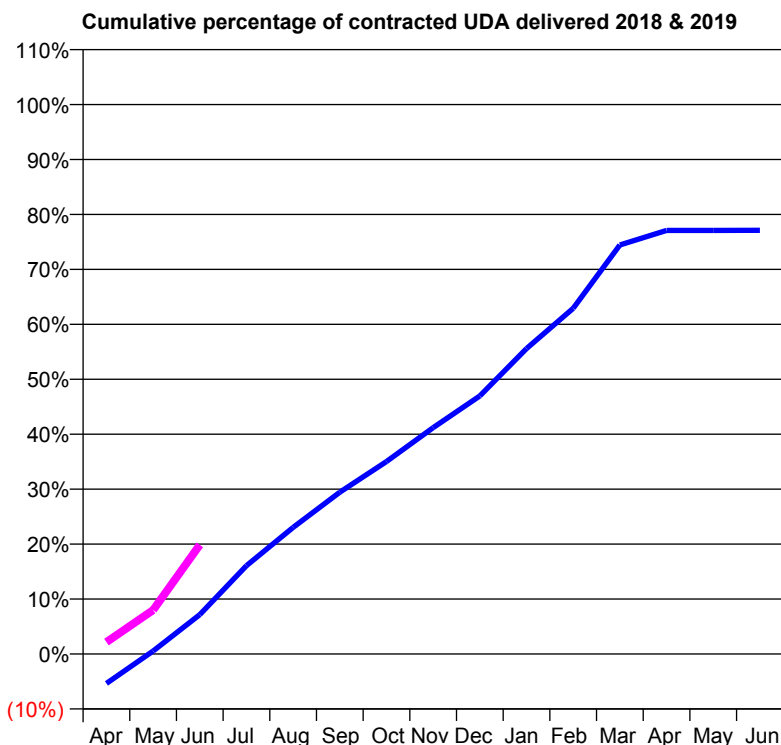
18/19 Contracted general activity (UDA)	21,240
Carry forward general activity (UDA)	0
18/19 Contracted orthodontic activity (UOA)	0
Carry forward orthodontic activity (UOA)	0
Baseline contract value	£675,192.23

ACCESS*

Patients seen in 24 months	Total	Change since previous quarter
Quarter ending June 2017	5,788	
Quarter ending September 2017	5,772	→
Quarter ending December 2017	5,708	↓
Quarter ending March 2018	6,035	↑
Quarter ending June 2018	6,173	↑
Variance since June 2017	6.7%	↑



ACTIVITY



Month	Adjusted Scheduled Activity (UDA)	
	2018	2019
April	-1,140	461
May	113	1,697
June	1,521	4,219
July	3,417	
August	4,896	
September	6,254	
October	7,440	
November	8,750	
December	9,976	
January	11,804	
February	13,363	
March	15,813	
April	16,372	
May	16,374	
June	16,375	

QUALITY

	Quantity	Base Number	Contract	AT	Region	England
% of FP17s for the same patient ID Re-attending within 3 months - Children	42	479	8.8%	9.9%	11.5%	11.5%
% of FP17s for the same patient ID Re-attending within 3 months - Adults	204	1,120	18.2%	15.7%	16.6%	15.4%
% of FP17s for the same patient ID Re-attending between 3 & 9 months - Children	142	479	29.6%	48.8%	48.8%	58.9%
% of FP17s for the same patient ID Re-attending between 3 & 9 months - Adults	352	1,120	31.4%	38.6%	39.3%	51.6%
% of FP17s for Band 1 Urgent Courses	130	1,380	9.4%	11.0%	10.6%	8.9%
% of FP17s Relating to Free Repair or Replacements	8	1,380	0.6%	0.5%	0.5%	0.8%
% of FP17s Relating to Continuations	33	1,380	2.4%	0.5%	0.7%	0.9%
% of Patients satisfied with the dentistry they have received	3	3	N/A	88.4%	90.4%	93.2%
% of Patients satisfied with the time they had to wait for an appointment	2	3	N/A	83.8%	85.3%	88.8%

* This is based on patients treated on this contract for their most recent course of treatment. Figures in italics indicate the base number of FP17s or Patient Questionnaire responses are less than 100. N/A is shown where the base number of responses is less than 10 during the period. % is calculated as Quantity/Base number*100

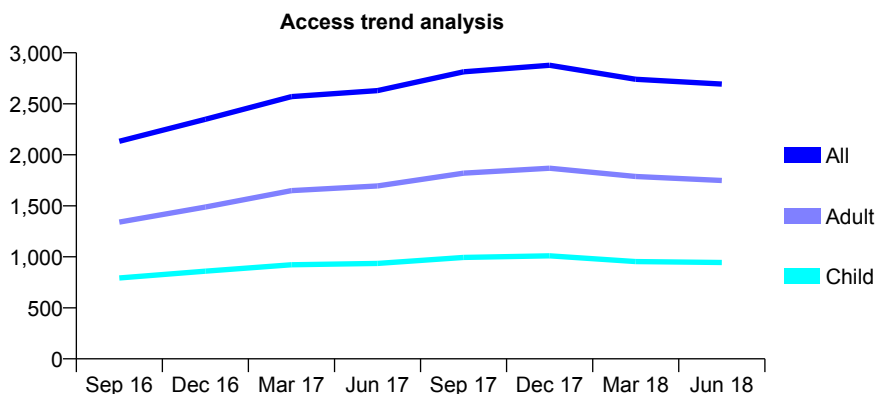
Q62 - Vital Signs At a Glance Contract Report for 164224/0001 - June 2018

Name or company name	Mr M Takhayori, Mrs P Massoudi
Contract type name	GDS Contract
Purpose of contract	General
Contract start date	01/04/2015
Contract end date	

18/19 Contracted general activity (UDA)	7,991
Carry forward general activity (UDA)	0
18/19 Contracted orthodontic activity (UOA)	0
Carry forward orthodontic activity (UOA)	0
Baseline contract value	£214,632.93

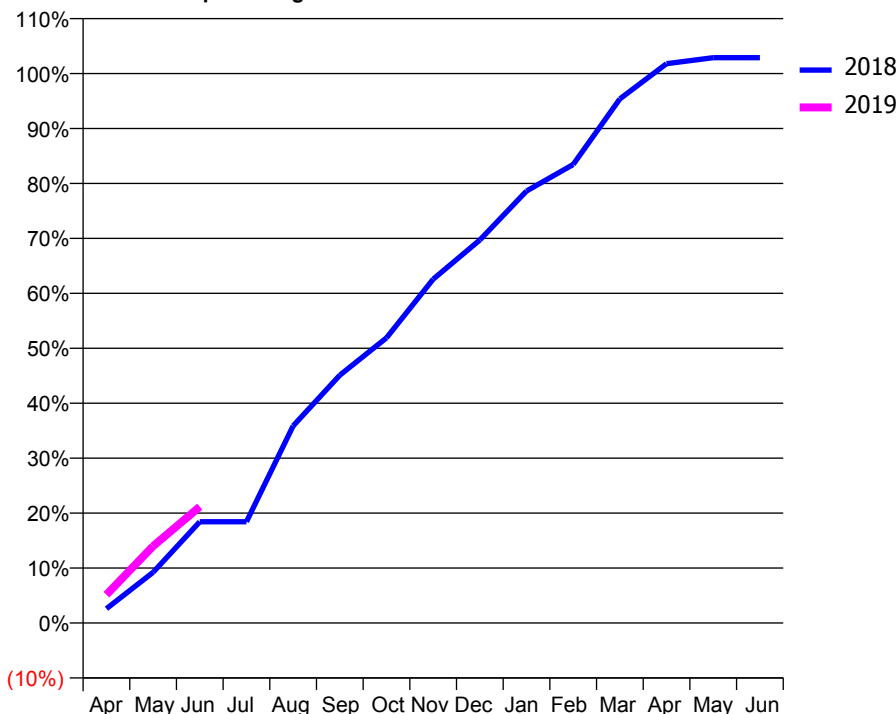
ACCESS*

Patients seen in 24 months	Total	Change since previous quarter
Quarter ending June 2017	2,630	
Quarter ending September 2017	2,814	↑
Quarter ending December 2017	2,878	↑
Quarter ending March 2018	2,740	↓
Quarter ending June 2018	2,693	↓
Variance since June 2017	2.4%	↑



ACTIVITY

Cumulative percentage of contracted UDA delivered 2018 & 2019



Adjusted Scheduled Activity (UDA)

Month	2018	2019
April	209	412
May	738	1,117
June	1,472	1,691
July	1,472	
August	2,867	
September	3,604	
October	4,147	
November	4,999	
December	5,570	
January	6,281	
February	6,668	
March	7,623	
April	8,135	
May	8,221	
June	8,221	

QUALITY

	Quantity	Base Number	Contract	AT	Region	England
% of FP17s for the same patient ID Re-attending within 3 months - Children	19	283	6.7%	9.9%	11.5%	11.5%
% of FP17s for the same patient ID Re-attending within 3 months - Adults	77	452	17.0%	15.7%	16.6%	15.4%
% of FP17s for the same patient ID Re-attending between 3 & 9 months - Children	93	283	32.9%	48.8%	48.8%	58.9%
% of FP17s for the same patient ID Re-attending between 3 & 9 months - Adults	137	452	30.3%	38.6%	39.3%	51.6%
% of FP17s for Band 1 Urgent Courses	67	553	12.1%	11.0%	10.6%	8.9%
% of FP17s Relating to Free Repair or Replacements	0	553	0.0%	0.5%	0.5%	0.8%
% of FP17s Relating to Continuations	9	553	1.6%	0.5%	0.7%	0.9%
% of Patients satisfied with the dentistry they have received	4	6	N/A	88.4%	90.4%	93.2%
% of Patients satisfied with the time they had to wait for an appointment	4	6	N/A	83.8%	85.3%	88.8%

* This is based on patients treated on this contract for their most recent course of treatment. Figures in italics indicate the base number of FP17s or Patient Questionnaire responses are less than 100. N/A is shown where the base number of responses is less than 10 during the period. % is calculated as Quantity/Base number*100

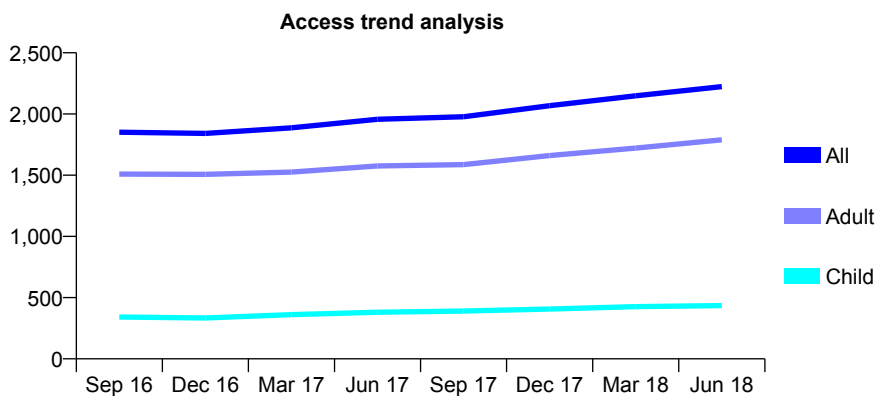
Q62 - Vital Signs At a Glance Contract Report for 165409/0001 - June 2018

Name or company name	Dr. Satinder Dhani & Dr. Sonia Dhani
Contract type name	GDS Contract
Purpose of contract	General
Contract start date	01/12/2012
Contract end date	

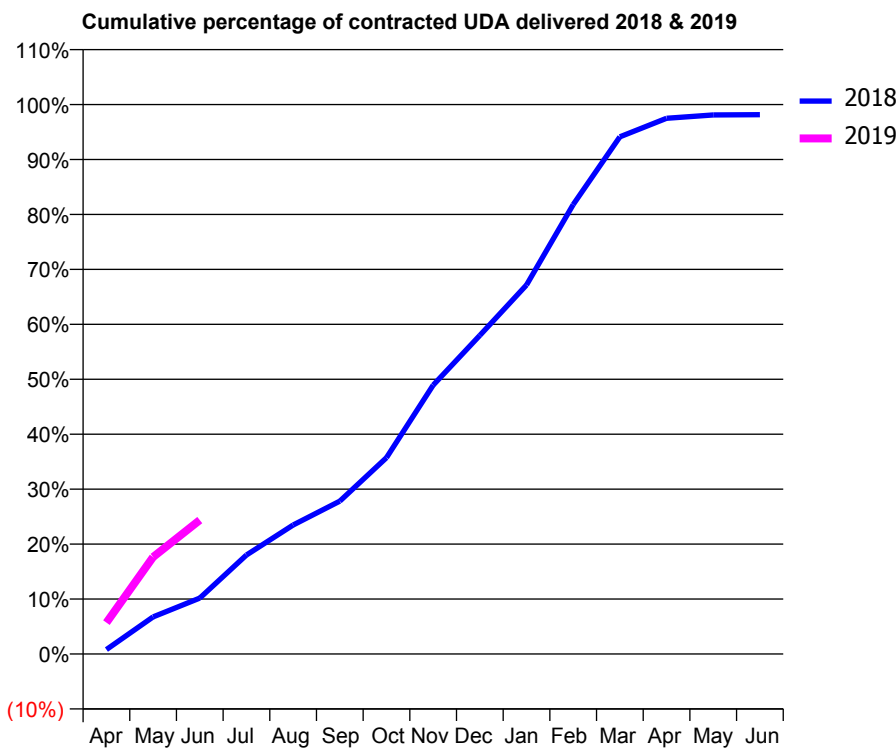
18/19 Contracted general activity (UDA)	7,042
Carry forward general activity (UDA)	0
18/19 Contracted orthodontic activity (UOA)	0
Carry forward orthodontic activity (UOA)	0
Baseline contract value	£185,305.17

ACCESS*

Patients seen in 24 months	Total	Change since previous quarter
Quarter ending June 2017	1,957	
Quarter ending September 2017	1,978	→
Quarter ending December 2017	2,068	↑
Quarter ending March 2018	2,149	↑
Quarter ending June 2018	2,224	↑
Variance since June 2017	13.6%	↑



ACTIVITY



Month	Adjusted Scheduled Activity (UDA)	
	2018	2019
April	56	403
May	475	1,243
June	717	1,716
July	1,268	
August	1,654	
September	1,960	
October	2,516	
November	3,446	
December	4,084	
January	4,729	
February	5,759	
March	6,628	
April	6,866	
May	6,909	
June	6,912	

QUALITY

	Quantity	Base Number	Contract	AT	Region	England
% of FP17s for the same patient ID Re-attending within 3 months - Children	17	164	10.4%	9.9%	11.5%	11.5%
% of FP17s for the same patient ID Re-attending within 3 months - Adults	77	540	14.3%	15.7%	16.6%	15.4%
% of FP17s for the same patient ID Re-attending between 3 & 9 months - Children	93	164	56.7%	48.8%	48.8%	58.9%
% of FP17s for the same patient ID Re-attending between 3 & 9 months - Adults	212	540	39.3%	38.6%	39.3%	51.6%
% of FP17s for Band 1 Urgent Courses	40	578	6.9%	11.0%	10.6%	8.9%
% of FP17s Relating to Free Repair or Replacements	0	578	0.0%	0.5%	0.5%	0.8%
% of FP17s Relating to Continuations	0	578	0.0%	0.5%	0.7%	0.9%
% of Patients satisfied with the dentistry they have received	2	3	N/A	88.4%	90.4%	93.2%
% of Patients satisfied with the time they had to wait for an appointment	1	3	N/A	83.8%	85.3%	88.8%

* This is based on patients treated on this contract for their most recent course of treatment. Figures in italics indicate the base number of FP17s or Patient Questionnaire responses are less than 100. N/A is shown where the base number of responses is less than 10 during the period. % is calculated as Quantity/Base number*100

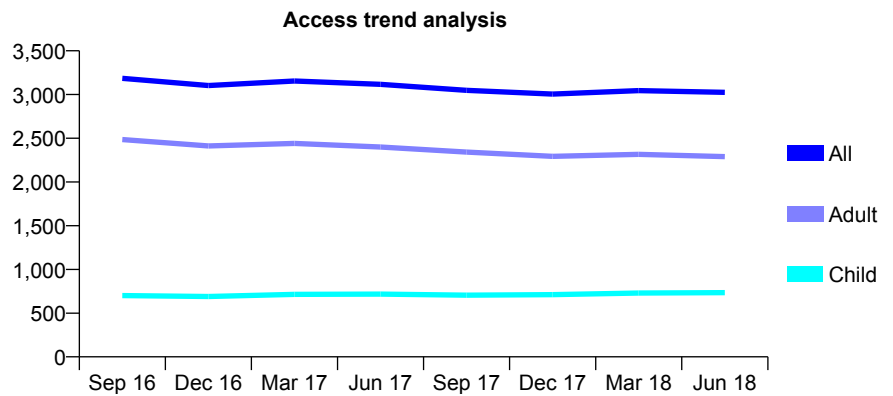
Q62 - Vital Signs At a Glance Contract Report for 165735/0001 - June 2018

Name or company name	Dr M Delahaye, Dr O Bhutta and Dr L Pada
Contract type name	GDS Contract
Purpose of contract	General
Contract start date	01/11/2011
Contract end date	

18/19 Contracted general activity (UDA)	7,365
Carry forward general activity (UDA)	0
18/19 Contracted orthodontic activity (UOA)	0
Carry forward orthodontic activity (UOA)	0
Baseline contract value	£196,746.83

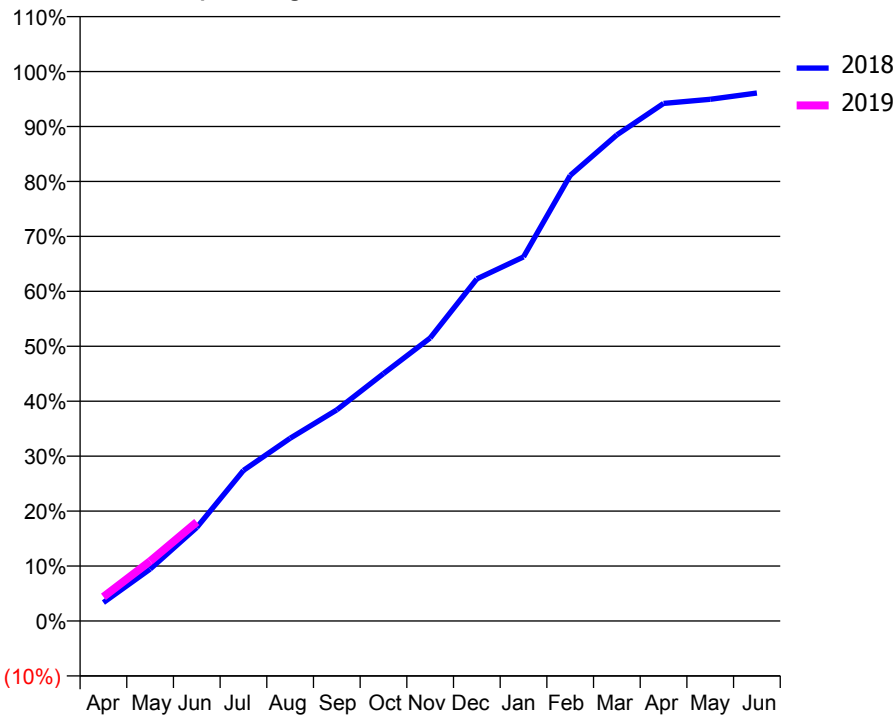
ACCESS*

Patients seen in 24 months	Total	Change since previous quarter
Quarter ending June 2017	3,116	
Quarter ending September 2017	3,048	↓
Quarter ending December 2017	3,005	↓
Quarter ending March 2018	3,045	→
Quarter ending June 2018	3,025	→
Variance since June 2017	(2.9%)	↓



ACTIVITY

Cumulative percentage of contracted UDA delivered 2018 & 2019



Month	Adjusted Scheduled Activity (UDA)	
	2018	2019
April	247	324
May	696	802
June	1,253	1,328
July	2,018	
August	2,449	
September	2,830	
October	3,315	
November	3,794	
December	4,586	
January	4,880	
February	5,972	
March	6,515	
April	6,937	
May	6,993	
June	7,076	

QUALITY

	Quantity	Base Number	Contract	AT	Region	England
% of FP17s for the same patient ID Re-attending within 3 months - Children	19	251	7.6%	9.9%	11.5%	11.5%
% of FP17s for the same patient ID Re-attending within 3 months - Adults	68	641	10.6%	15.7%	16.6%	15.4%
% of FP17s for the same patient ID Re-attending between 3 & 9 months - Children	94	251	37.5%	48.8%	48.8%	58.9%
% of FP17s for the same patient ID Re-attending between 3 & 9 months - Adults	281	641	43.8%	38.6%	39.3%	51.6%
% of FP17s for Band 1 Urgent Courses	79	683	11.6%	11.0%	10.6%	8.9%
% of FP17s Relating to Free Repair or Replacements	1	683	0.1%	0.5%	0.5%	0.8%
% of FP17s Relating to Continuations	8	683	1.2%	0.5%	0.7%	0.9%
% of Patients satisfied with the dentistry they have received	1	1	N/A	88.4%	90.4%	93.2%
% of Patients satisfied with the time they had to wait for an appointment	1	1	N/A	83.8%	85.3%	88.8%

* This is based on patients treated on this contract for their most recent course of treatment. Figures in italics indicate the base number of FP17s or Patient Questionnaire responses are less than 100. N/A is shown where the base number of responses is less than 10 during the period. % is calculated as Quantity/Base number*100

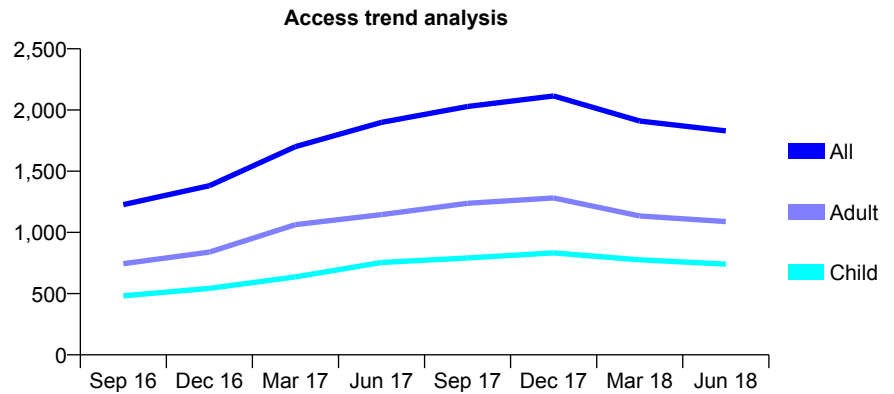
Q62 - Vital Signs At a Glance Contract Report for 165808/0001 - June 2018

Name or company name	Yeading Lane Dental Practice Partnership
Contract type name	GDS Contract
Purpose of contract	General
Contract start date	01/01/2015
Contract end date	31/05/2018

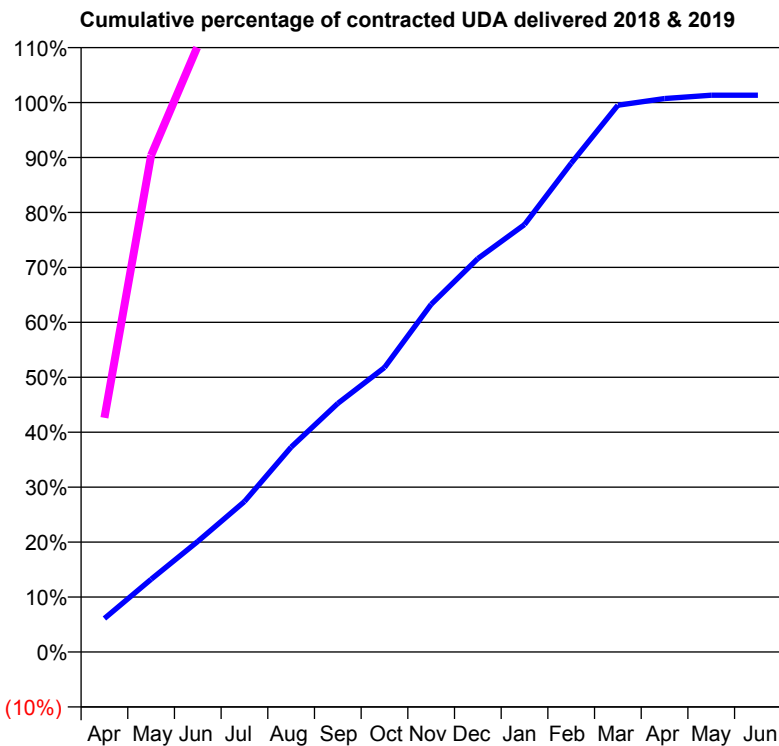
18/19 Contracted general activity (UDA)	906
Carry forward general activity (UDA)	0
18/19 Contracted orthodontic activity (UOA)	0
Carry forward orthodontic activity (UOA)	0
Baseline contract value	£21,576.77

ACCESS*

Patients seen in 24 months	Total	Change since previous quarter
Quarter ending June 2017	1,899	
Quarter ending September 2017	2,029	↑
Quarter ending December 2017	2,115	↑
Quarter ending March 2018	1,910	↓
Quarter ending June 2018	1,830	↓
Variance since June 2017	(3.6%)	↓



ACTIVITY



Month	Adjusted Scheduled Activity (UDA)	
	2018	2019
April	332	386
May	720	819
June	1,095	999
July	1,489	
August	2,028	
September	2,461	
October	2,815	
November	3,441	
December	3,893	
January	4,230	
February	4,837	
March	5,412	
April	5,477	
May	5,510	
June	5,510	

QUALITY

	Quantity	Base Number	Contract	AT	Region	England
% of FP17s for the same patient ID Re-attending within 3 months - Children	6	241	2.5%	9.9%	11.5%	11.5%
% of FP17s for the same patient ID Re-attending within 3 months - Adults	17	239	7.1%	15.7%	16.6%	15.4%
% of FP17s for the same patient ID Re-attending between 3 & 9 months - Children	99	241	41.1%	48.8%	48.8%	58.9%
% of FP17s for the same patient ID Re-attending between 3 & 9 months - Adults	78	239	32.6%	38.6%	39.3%	51.6%
% of FP17s for Band 1 Urgent Courses	30	460	6.5%	11.0%	10.6%	8.9%
% of FP17s Relating to Free Repair or Replacements	0	460	0.0%	0.5%	0.5%	0.8%
% of FP17s Relating to Continuations	0	460	0.0%	0.5%	0.7%	0.9%
% of Patients satisfied with the dentistry they have received	1	1	N/A	88.4%	90.4%	93.2%
% of Patients satisfied with the time they had to wait for an appointment	1	1	N/A	83.8%	85.3%	88.8%

* This is based on patients treated on this contract for their most recent course of treatment. Figures in italics indicate the base number of FP17s or Patient Questionnaire responses are less than 100. N/A is shown where the base number of responses is less than 10 during the period. % is calculated as Quantity/Base number*100

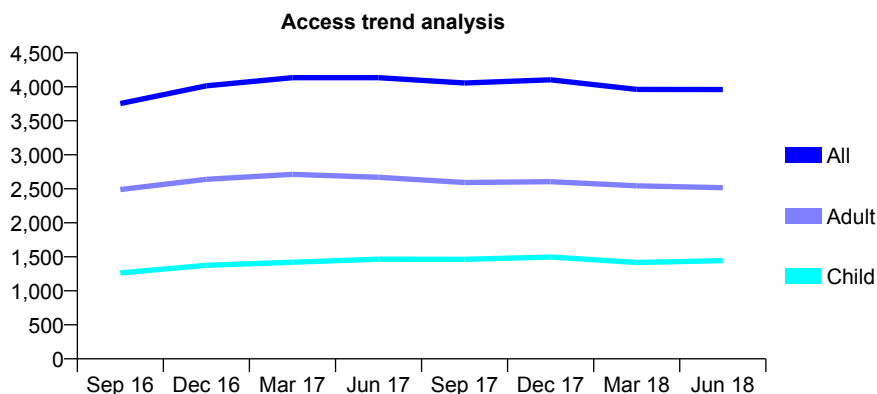
Q62 - Vital Signs At a Glance Contract Report for 166804/0001 - June 2018

Name or company name	The Neasden Dental Clinic
Contract type name	GDS Contract
Purpose of contract	General
Contract start date	01/04/2011
Contract end date	

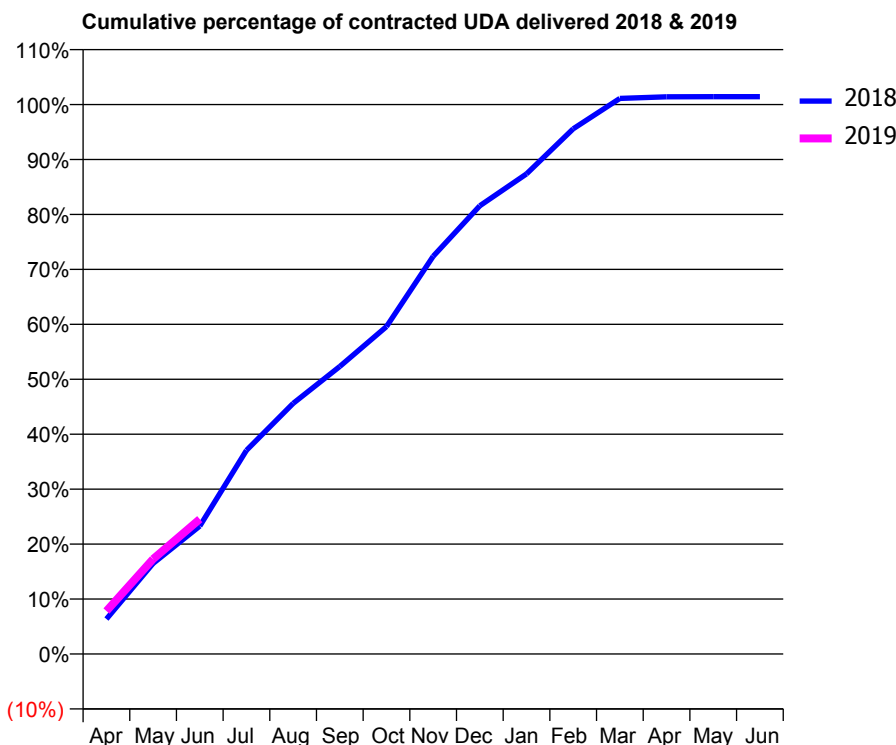
18/19 Contracted general activity (UDA)	10,922
Carry forward general activity (UDA)	0
18/19 Contracted orthodontic activity (UOA)	0
Carry forward orthodontic activity (UOA)	0
Baseline contract value	£264,490.62

ACCESS*

Patients seen in 24 months	Total	Change since previous quarter
Quarter ending June 2017	4,134	
Quarter ending September 2017	4,056	↓
Quarter ending December 2017	4,102	→
Quarter ending March 2018	3,961	↓
Quarter ending June 2018	3,960	→
Variance since June 2017	(4.2%)	↓



ACTIVITY



Month	Adjusted Scheduled Activity (UDA)	
	2018	2019
April	696	855
May	1,802	1,888
June	2,542	2,682
July	4,048	
August	4,981	
September	5,715	
October	6,509	
November	7,906	
December	8,911	
January	9,543	
February	10,438	
March	11,044	
April	11,075	
May	11,077	
June	11,077	

QUALITY

	Quantity	Base Number	Contract	AT	Region	England
% of FP17s for the same patient ID Re-attending within 3 months - Children	26	464	5.6%	9.9%	11.5%	11.5%
% of FP17s for the same patient ID Re-attending within 3 months - Adults	91	684	13.3%	15.7%	16.6%	15.4%
% of FP17s for the same patient ID Re-attending between 3 & 9 months - Children	222	464	47.8%	48.8%	48.8%	58.9%
% of FP17s for the same patient ID Re-attending between 3 & 9 months - Adults	280	684	40.9%	38.6%	39.3%	51.6%
% of FP17s for Band 1 Urgent Courses	105	1,129	9.3%	11.0%	10.6%	8.9%
% of FP17s Relating to Free Repair or Replacements	6	1,129	0.5%	0.5%	0.5%	0.8%
% of FP17s Relating to Continuations	3	1,129	0.3%	0.5%	0.7%	0.9%
% of Patients satisfied with the dentistry they have received	2	2	N/A	88.4%	90.4%	93.2%
% of Patients satisfied with the time they had to wait for an appointment	2	2	N/A	83.8%	85.3%	88.8%

* This is based on patients treated on this contract for their most recent course of treatment. Figures in italics indicate the base number of FP17s or Patient Questionnaire responses are less than 100. N/A is shown where the base number of responses is less than 10 during the period. % is calculated as Quantity/Base number*100

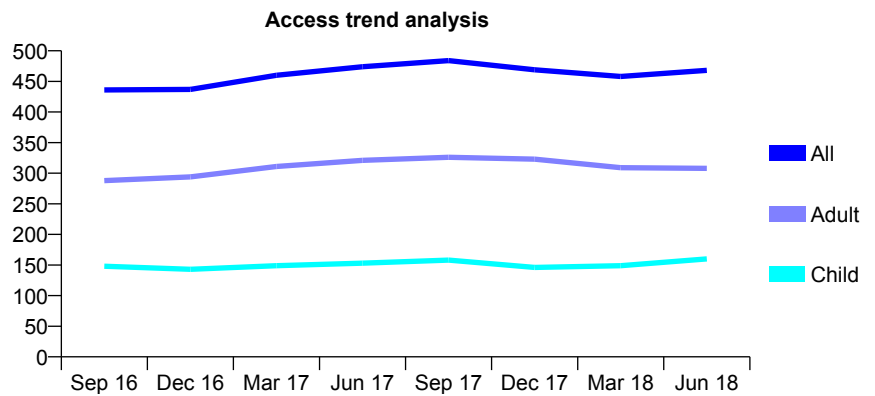
Q62 - Vital Signs At a Glance Contract Report for 168599/0001 - June 2018

Name or company name	Dental Centre 100
Contract type name	GDS Contract
Purpose of contract	General
Contract start date	01/11/2011
Contract end date	

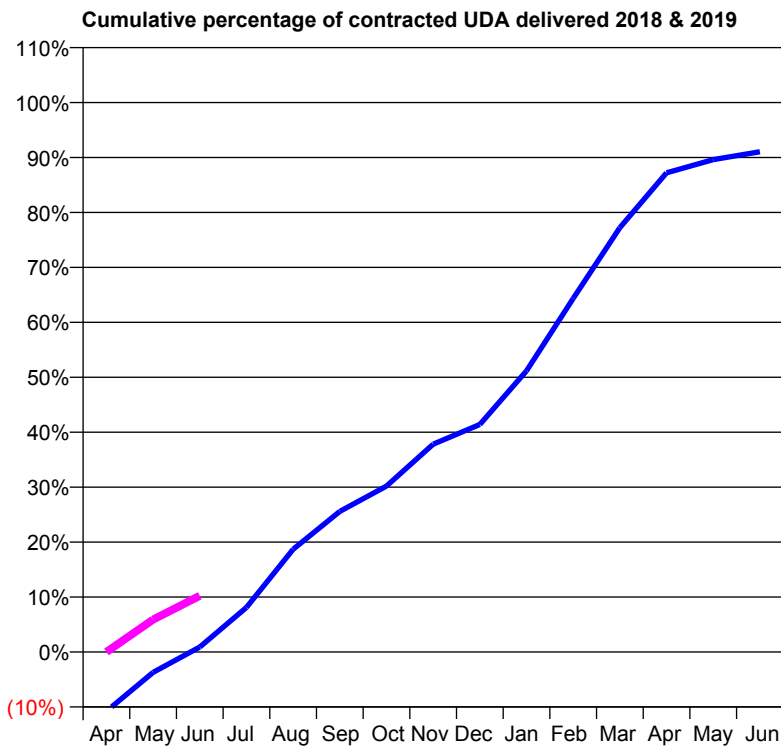
18/19 Contracted general activity (UDA)	1,876
Carry forward general activity (UDA)	0
18/19 Contracted orthodontic activity (UOA)	0
Carry forward orthodontic activity (UOA)	0
Baseline contract value	£57,745.96

ACCESS*

Patients seen in 24 months	Total	Change since previous quarter
Quarter ending June 2017	474	
Quarter ending September 2017	484	↑
Quarter ending December 2017	469	↓
Quarter ending March 2018	458	↓
Quarter ending June 2018	468	↑
Variance since June 2017	(1.3%)	↓



ACTIVITY



Month	Adjusted Scheduled Activity (UDA)	
	2018	2019
April	-203	0
May	-70	111
June	17	192
July	152	
August	351	
September	480	
October	567	
November	709	
December	777	
January	960	
February	1,207	
March	1,449	
April	1,636	
May	1,681	
June	1,708	

QUALITY

	Quantity	Base Number	Contract	AT	Region	England
% of FP17s for the same patient ID Re-attending within 3 months - Children	4	40	10.0%	9.9%	11.5%	11.5%
% of FP17s for the same patient ID Re-attending within 3 months - Adults	11	68	16.2%	15.7%	16.6%	15.4%
% of FP17s for the same patient ID Re-attending between 3 & 9 months - Children	8	40	20.0%	48.8%	48.8%	58.9%
% of FP17s for the same patient ID Re-attending between 3 & 9 months - Adults	23	68	33.8%	38.6%	39.3%	51.6%
% of FP17s for Band 1 Urgent Courses	5	66	7.6%	11.0%	10.6%	8.9%
% of FP17s Relating to Free Repair or Replacements	0	66	0.0%	0.5%	0.5%	0.8%
% of FP17s Relating to Continuations	0	66	0.0%	0.5%	0.7%	0.9%
% of Patients satisfied with the dentistry they have received	0	0	N/A	88.4%	90.4%	93.2%
% of Patients satisfied with the time they had to wait for an appointment	0	0	N/A	83.8%	85.3%	88.8%

* This is based on patients treated on this contract for their most recent course of treatment. Figures in italics indicate the base number of FP17s or Patient Questionnaire responses are less than 100. N/A is shown where the base number of responses is less than 10 during the period. % is calculated as Quantity/Base number*100

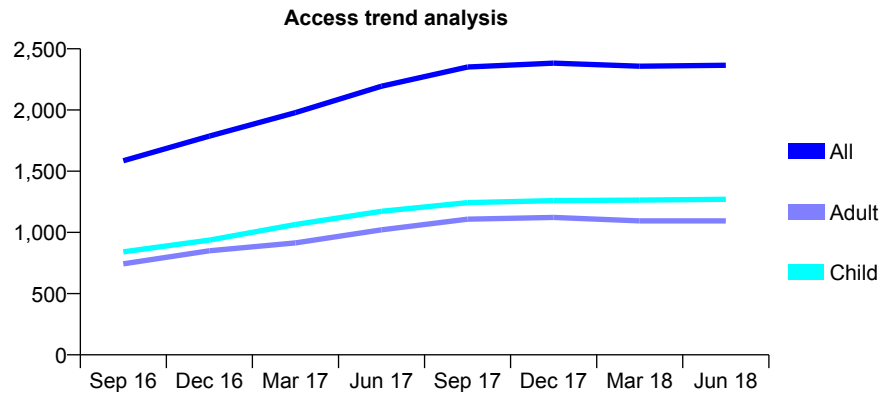
Q62 - Vital Signs At a Glance Contract Report for 168823/0001 - June 2018

Name or company name	MR JJ LAI
Contract type name	GDS Contract
Purpose of contract	General
Contract start date	01/11/2015
Contract end date	

18/19 Contracted general activity (UDA)	7,635
Carry forward general activity (UDA)	0
18/19 Contracted orthodontic activity (UOA)	0
Carry forward orthodontic activity (UOA)	0
Baseline contract value	£202,708.88

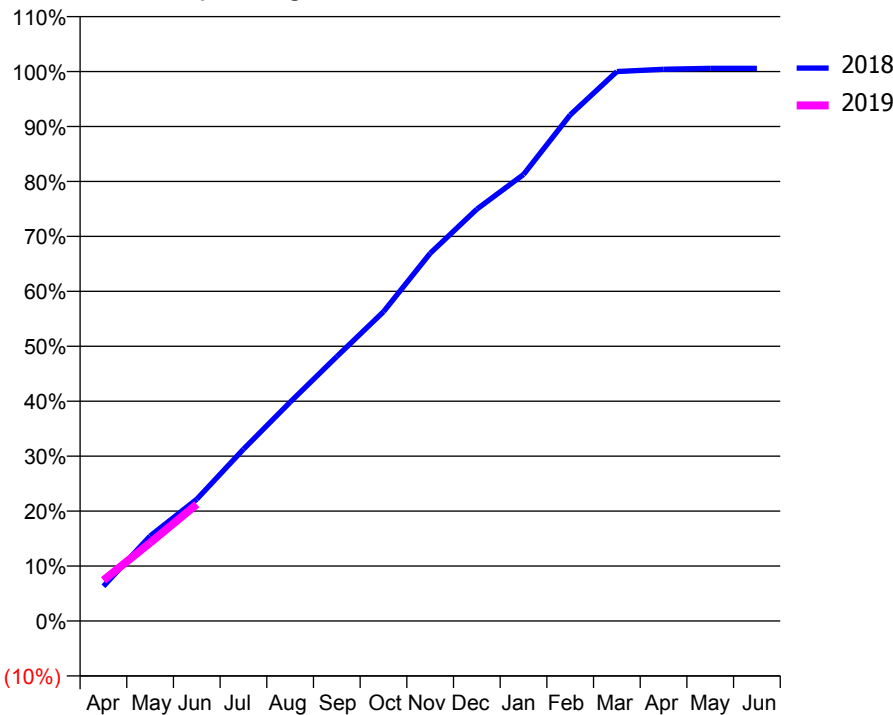
ACCESS*

Patients seen in 24 months	Total	Change since previous quarter
Quarter ending June 2017	2,194	
Quarter ending September 2017	2,351	↑
Quarter ending December 2017	2,383	→
Quarter ending March 2018	2,358	↓
Quarter ending June 2018	2,365	→
Variance since June 2017	7.8%	↑



ACTIVITY

Cumulative percentage of contracted UDA delivered 2018 & 2019



Month	Adjusted Scheduled Activity (UDA)	
	2018	2019
April	483	566
May	1,180	1,087
June	1,693	1,621
July	2,387	
August	3,042	
September	3,676	
October	4,297	
November	5,109	
December	5,722	
January	6,204	
February	7,032	
March	7,634	
April	7,666	
May	7,678	
June	7,678	

QUALITY

	Quantity	Base Number	Contract	AT	Region	England
% of FP17s for the same patient ID Re-attending within 3 months - Children	10	317	3.2%	9.9%	11.5%	11.5%
% of FP17s for the same patient ID Re-attending within 3 months - Adults	19	220	8.6%	15.7%	16.6%	15.4%
% of FP17s for the same patient ID Re-attending between 3 & 9 months - Children	136	317	42.9%	48.8%	48.8%	58.9%
% of FP17s for the same patient ID Re-attending between 3 & 9 months - Adults	77	220	35.0%	38.6%	39.3%	51.6%
% of FP17s for Band 1 Urgent Courses	7	520	1.3%	11.0%	10.6%	8.9%
% of FP17s Relating to Free Repair or Replacements	0	520	0.0%	0.5%	0.5%	0.8%
% of FP17s Relating to Continuations	8	520	1.5%	0.5%	0.7%	0.9%
% of Patients satisfied with the dentistry they have received	1	1	N/A	88.4%	90.4%	93.2%
% of Patients satisfied with the time they had to wait for an appointment	1	1	N/A	83.8%	85.3%	88.8%

* This is based on patients treated on this contract for their most recent course of treatment. Figures in italics indicate the base number of FP17s or Patient Questionnaire responses are less than 100. N/A is shown where the base number of responses is less than 10 during the period. % is calculated as Quantity/Base number*100

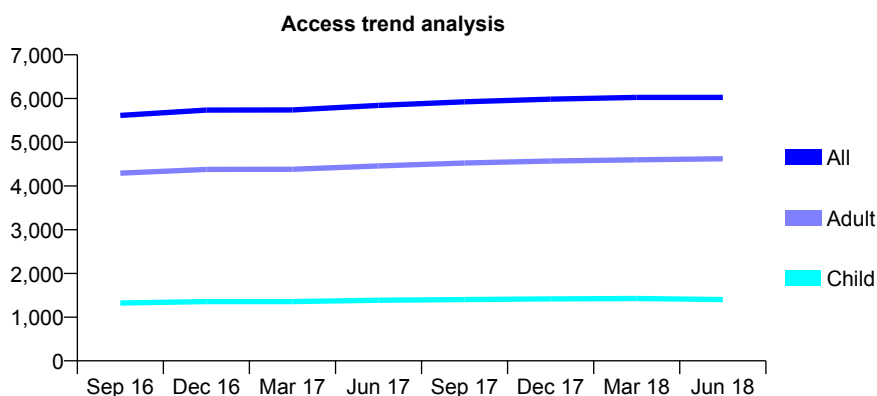
Q62 - Vital Signs At a Glance Contract Report for 169455/0001 - June 2018

Name or company name	Preeman Limited Smile For Life Dental Clin
Contract type name	GDS Contract
Purpose of contract	General
Contract start date	01/04/2011
Contract end date	

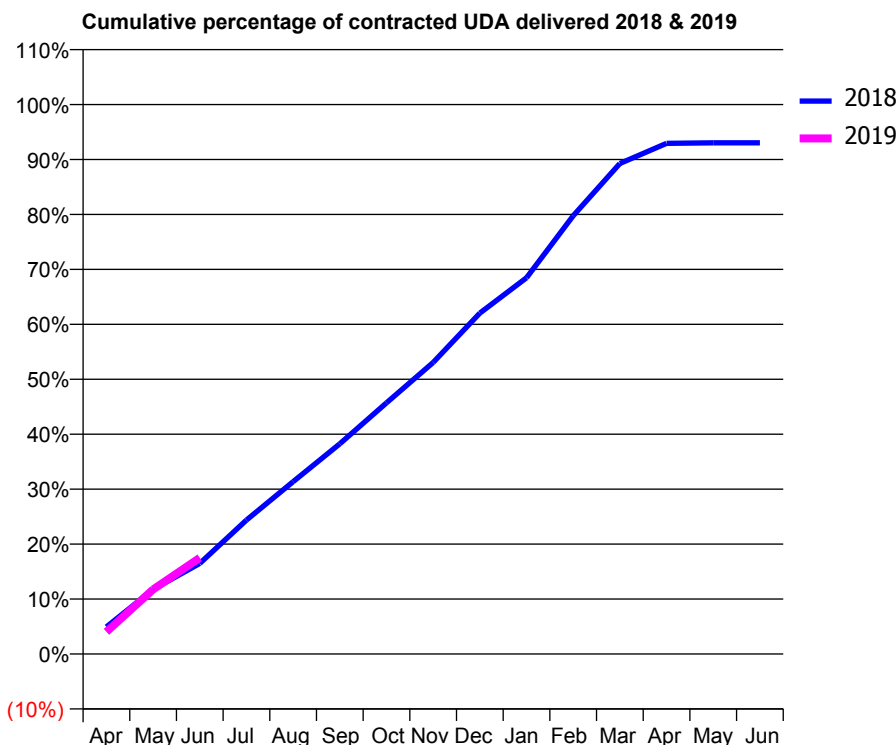
18/19 Contracted general activity (UDA)	25,000
Carry forward general activity (UDA)	0
18/19 Contracted orthodontic activity (UOA)	0
Carry forward orthodontic activity (UOA)	0
Baseline contract value	£694,291.54

ACCESS*

Patients seen in 24 months	Total	Change since previous quarter
Quarter ending June 2017	5,844	
Quarter ending September 2017	5,924	→
Quarter ending December 2017	5,987	→
Quarter ending March 2018	6,025	→
Quarter ending June 2018	6,024	→
Variance since June 2017	3.1%	↑



ACTIVITY



Month	Adjusted Scheduled Activity (UDA)	
	2018	2019
April	1,234	1,010
May	2,941	2,940
June	4,123	4,376
July	6,092	
August	7,839	
September	9,565	
October	11,426	
November	13,263	
December	15,508	
January	17,119	
February	19,937	
March	22,317	
April	23,231	
May	23,254	
June	23,254	

QUALITY

	Quantity	Base Number	Contract	AT	Region	England
% of FP17s for the same patient ID Re-attending within 3 months - Children	28	476	5.9%	9.9%	11.5%	11.5%
% of FP17s for the same patient ID Re-attending within 3 months - Adults	98	1,159	8.5%	15.7%	16.6%	15.4%
% of FP17s for the same patient ID Re-attending between 3 & 9 months - Children	295	476	62.0%	48.8%	48.8%	58.9%
% of FP17s for the same patient ID Re-attending between 3 & 9 months - Adults	517	1,159	44.6%	38.6%	39.3%	51.6%
% of FP17s for Band 1 Urgent Courses	36	1,412	2.5%	11.0%	10.6%	8.9%
% of FP17s Relating to Free Repair or Replacements	4	1,412	0.3%	0.5%	0.5%	0.8%
% of FP17s Relating to Continuations	19	1,412	1.3%	0.5%	0.7%	0.9%
% of Patients satisfied with the dentistry they have received	5	6	N/A	88.4%	90.4%	93.2%
% of Patients satisfied with the time they had to wait for an appointment	6	6	N/A	83.8%	85.3%	88.8%

* This is based on patients treated on this contract for their most recent course of treatment. Figures in italics indicate the base number of FP17s or Patient Questionnaire responses are less than 100. N/A is shown where the base number of responses is less than 10 during the period. % is calculated as Quantity/Base number*100

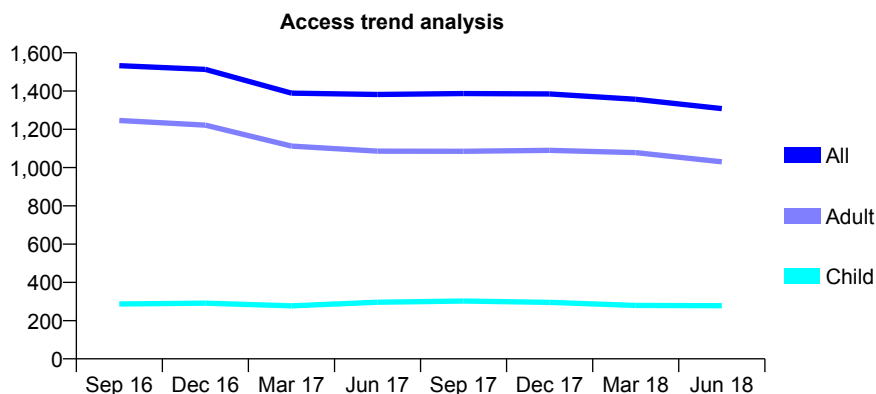
Q62 - Vital Signs At a Glance Contract Report for 171085/0001 - June 2018

Name or company name	Mr B K Vekeria & Mr A Ullah Sheikh
Contract type name	GDS Contract
Purpose of contract	General
Contract start date	01/12/2010
Contract end date	

18/19 Contracted general activity (UDA)	4,341
Carry forward general activity (UDA)	0
18/19 Contracted orthodontic activity (UOA)	0
Carry forward orthodontic activity (UOA)	0
Baseline contract value	£102,030.19

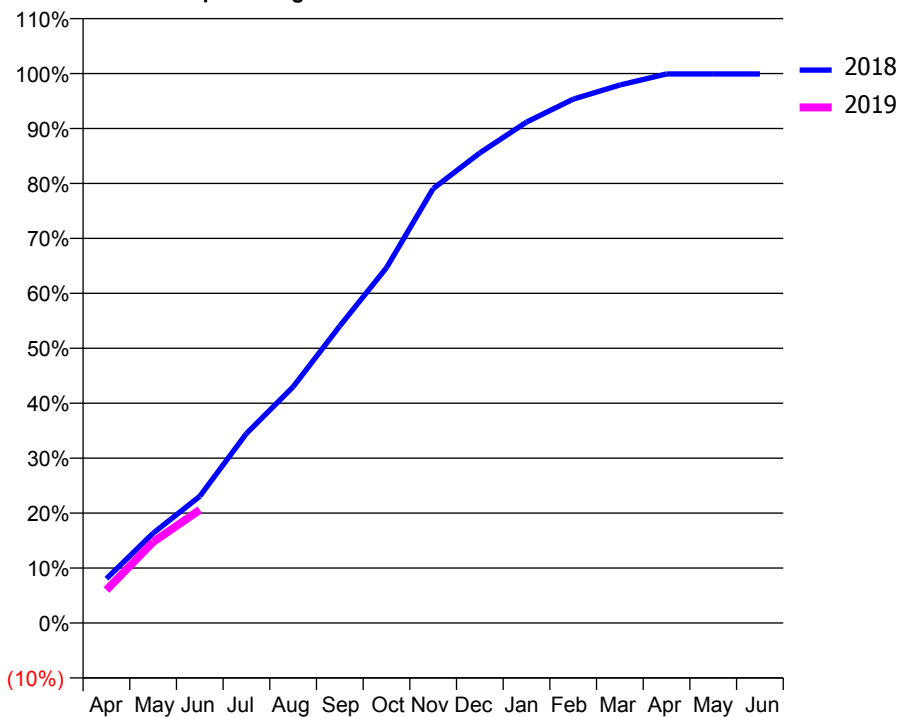
ACCESS*

Patients seen in 24 months	Total	Change since previous quarter
Quarter ending June 2017	1,382	
Quarter ending September 2017	1,387	→
Quarter ending December 2017	1,385	→
Quarter ending March 2018	1,357	↓
Quarter ending June 2018	1,308	↓
Variance since June 2017	(5.4%)	↓



ACTIVITY

Cumulative percentage of contracted UDA delivered 2018 & 2019



Adjusted Scheduled Activity (UDA)

Month	2018	2019
April	350	260
May	710	640
June	1,001	894
July	1,497	
August	1,866	
September	2,346	
October	2,806	
November	3,432	
December	3,714	
January	3,957	
February	4,139	
March	4,250	
April	4,337	
May	4,337	
June	4,337	

QUALITY

	Quantity	Base Number	Contract	AT	Region	England
% of FP17s for the same patient ID Re-attending within 3 months - Children	3	93	3.2%	9.9%	11.5%	11.5%
% of FP17s for the same patient ID Re-attending within 3 months - Adults	36	238	15.1%	15.7%	16.6%	15.4%
% of FP17s for the same patient ID Re-attending between 3 & 9 months - Children	39	93	41.9%	48.8%	48.8%	58.9%
% of FP17s for the same patient ID Re-attending between 3 & 9 months - Adults	82	238	34.5%	38.6%	39.3%	51.6%
% of FP17s for Band 1 Urgent Courses	36	300	12.0%	11.0%	10.6%	8.9%
% of FP17s Relating to Free Repair or Replacements	0	300	0.0%	0.5%	0.5%	0.8%
% of FP17s Relating to Continuations	5	300	1.7%	0.5%	0.7%	0.9%
% of Patients satisfied with the dentistry they have received	0	0	N/A	88.4%	90.4%	93.2%
% of Patients satisfied with the time they had to wait for an appointment	0	0	N/A	83.8%	85.3%	88.8%

* This is based on patients treated on this contract for their most recent course of treatment. Figures in italics indicate the base number of FP17s or Patient Questionnaire responses are less than 100. N/A is shown where the base number of responses is less than 10 during the period. % is calculated as Quantity/Base number*100

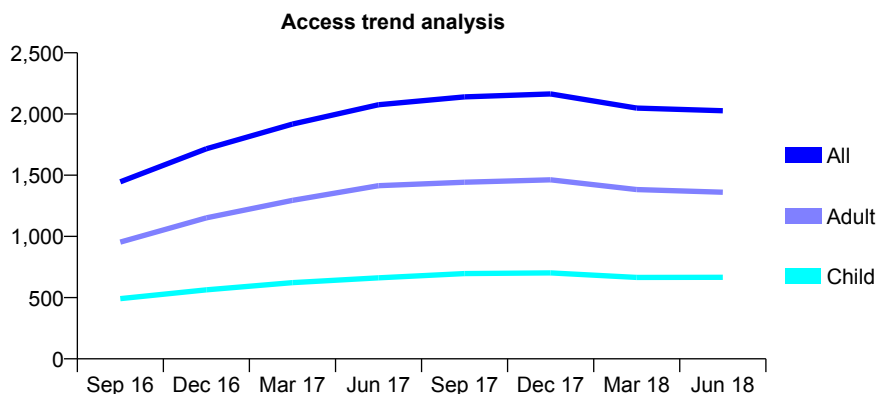
Q62 - Vital Signs At a Glance Contract Report for 172073/0001 - June 2018

Name or company name	Dr Gregory Lai & Dr Nicholas Lai & Associa
Contract type name	GDS Contract
Purpose of contract	General
Contract start date	01/06/2015
Contract end date	

18/19 Contracted general activity (UDA)	8,888
Carry forward general activity (UDA)	0
18/19 Contracted orthodontic activity (UOA)	0
Carry forward orthodontic activity (UOA)	0
Baseline contract value	£263,402.27

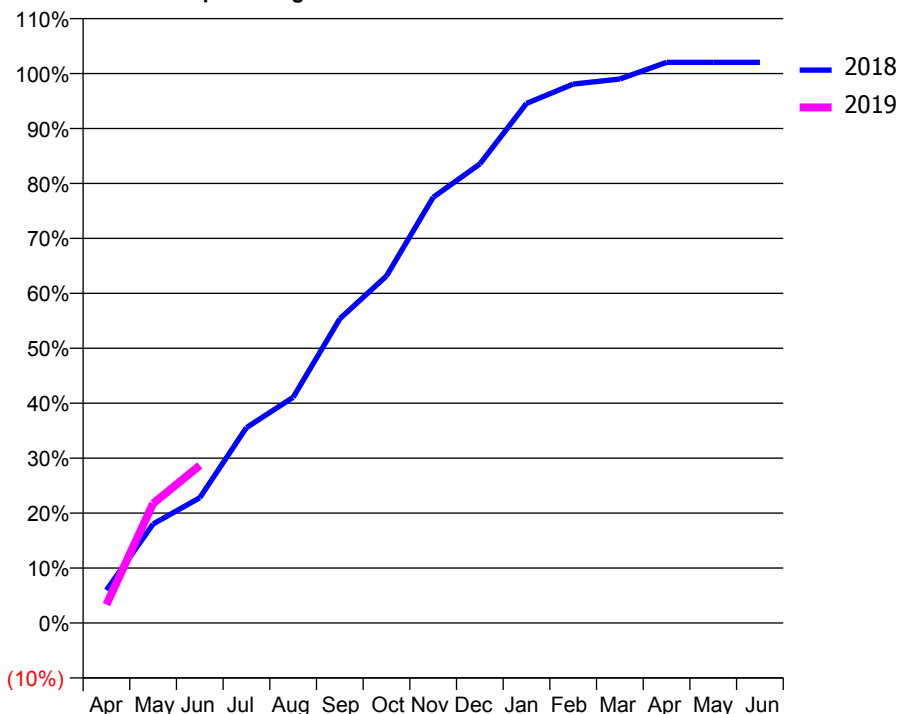
ACCESS*

Patients seen in 24 months	Total	Change since previous quarter
Quarter ending June 2017	2,076	
Quarter ending September 2017	2,140	↑
Quarter ending December 2017	2,164	→
Quarter ending March 2018	2,048	↓
Quarter ending June 2018	2,027	↓
Variance since June 2017	(2.4%)	↓



ACTIVITY

Cumulative percentage of contracted UDA delivered 2018 & 2019



Month	Adjusted Scheduled Activity (UDA)	
	2018	2019
April	531	299
May	1,602	1,933
June	2,027	2,549
July	3,162	
August	3,649	
September	4,920	
October	5,613	
November	6,887	
December	7,425	
January	8,405	
February	8,718	
March	8,800	
April	9,068	
May	9,068	
June	9,068	

QUALITY

	Quantity	Base Number	Contract	AT	Region	England
% of FP17s for the same patient ID Re-attending within 3 months - Children	4	184	2.2%	9.9%	11.5%	11.5%
% of FP17s for the same patient ID Re-attending within 3 months - Adults	17	312	5.4%	15.7%	16.6%	15.4%
% of FP17s for the same patient ID Re-attending between 3 & 9 months - Children	53	184	28.8%	48.8%	48.8%	58.9%
% of FP17s for the same patient ID Re-attending between 3 & 9 months - Adults	93	312	29.8%	38.6%	39.3%	51.6%
% of FP17s for Band 1 Urgent Courses	11	445	2.5%	11.0%	10.6%	8.9%
% of FP17s Relating to Free Repair or Replacements	0	445	0.0%	0.5%	0.5%	0.8%
% of FP17s Relating to Continuations	0	445	0.0%	0.5%	0.7%	0.9%
% of Patients satisfied with the dentistry they have received	0	0	N/A	88.4%	90.4%	93.2%
% of Patients satisfied with the time they had to wait for an appointment	0	0	N/A	83.8%	85.3%	88.8%

* This is based on patients treated on this contract for their most recent course of treatment. Figures in italics indicate the base number of FP17s or Patient Questionnaire responses are less than 100. N/A is shown where the base number of responses is less than 10 during the period. % is calculated as Quantity/Base number*100

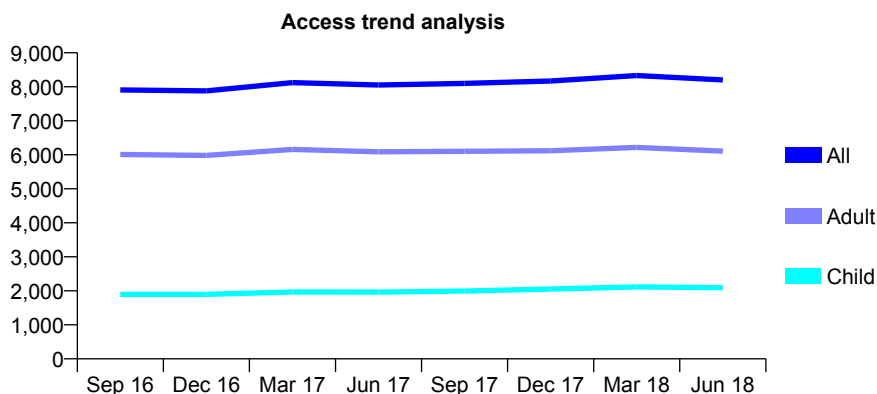
Q62 - Vital Signs At a Glance Contract Report for 173991/0001 - June 2018

Name or company name	Dr A.T. Brown & Dr. P. Bopanna
Contract type name	GDS Contract
Purpose of contract	General
Contract start date	01/01/2013
Contract end date	

18/19 Contracted general activity (UDA)	19,896
Carry forward general activity (UDA)	0
18/19 Contracted orthodontic activity (UOA)	0
Carry forward orthodontic activity (UOA)	0
Baseline contract value	£554,443.33

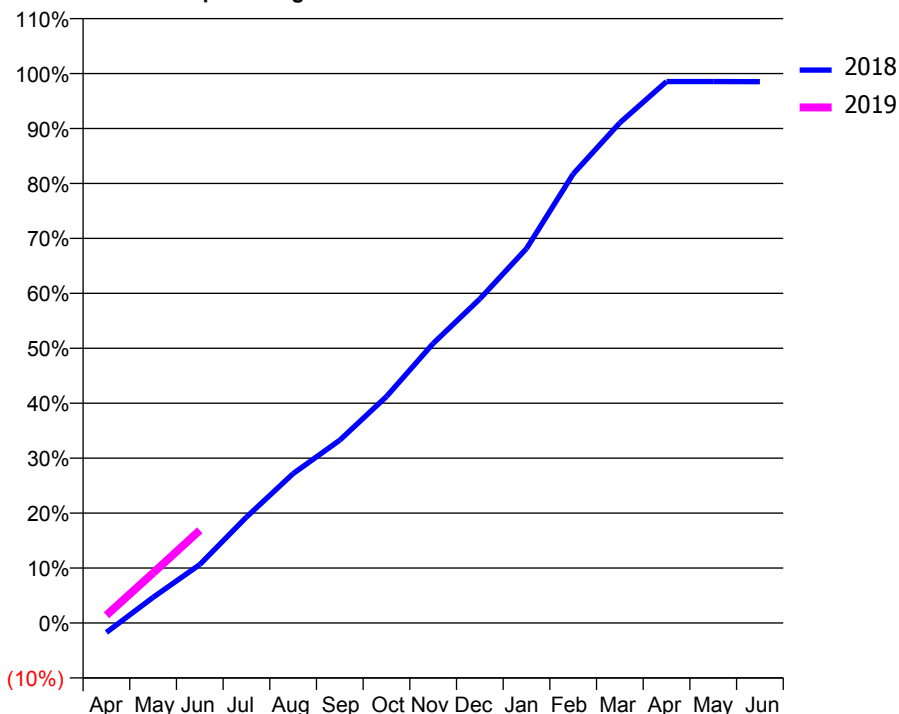
ACCESS*

Patients seen in 24 months	Total	Change since previous quarter
Quarter ending June 2017	8,052	
Quarter ending September 2017	8,100	→
Quarter ending December 2017	8,170	→
Quarter ending March 2018	8,333	→
Quarter ending June 2018	8,200	↓
Variance since June 2017	1.8%	→



ACTIVITY

Cumulative percentage of contracted UDA delivered 2018 & 2019



Month	Adjusted Scheduled Activity (UDA)	
	2018	2019
April	-343	282
May	930	1,815
June	2,118	3,359
July	3,838	
August	5,412	
September	6,624	
October	8,199	
November	10,122	
December	11,736	
January	13,560	
February	16,260	
March	18,112	
April	19,607	
May	19,607	
June	19,602	

QUALITY

	Quantity	Base Number	Contract	AT	Region	England
% of FP17s for the same patient ID Re-attending within 3 months - Children	81	686	11.8%	9.9%	11.5%	11.5%
% of FP17s for the same patient ID Re-attending within 3 months - Adults	399	1,743	22.9%	15.7%	16.6%	15.4%
% of FP17s for the same patient ID Re-attending between 3 & 9 months - Children	379	686	55.2%	48.8%	48.8%	58.9%
% of FP17s for the same patient ID Re-attending between 3 & 9 months - Adults	690	1,743	39.6%	38.6%	39.3%	51.6%
% of FP17s for Band 1 Urgent Courses	327	1,835	17.8%	11.0%	10.6%	8.9%
% of FP17s Relating to Free Repair or Replacements	22	1,835	1.2%	0.5%	0.5%	0.8%
% of FP17s Relating to Continuations	9	1,835	0.5%	0.5%	0.7%	0.9%
% of Patients satisfied with the dentistry they have received	4	4	N/A	88.4%	90.4%	93.2%
% of Patients satisfied with the time they had to wait for an appointment	4	4	N/A	83.8%	85.3%	88.8%

* This is based on patients treated on this contract for their most recent course of treatment. Figures in italics indicate the base number of FP17s or Patient Questionnaire responses are less than 100. N/A is shown where the base number of responses is less than 10 during the period. % is calculated as Quantity/Base number*100

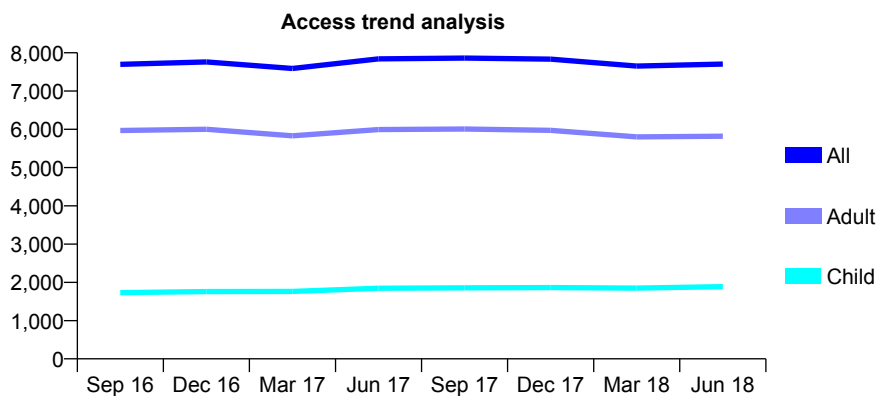
Q62 - Vital Signs At a Glance Contract Report for 174017/0001 - June 2018

Name or company name	Gupta and Lakhanpaul
Contract type name	GDS Contract
Purpose of contract	General
Contract start date	01/01/2012
Contract end date	

18/19 Contracted general activity (UDA)	22,787
Carry forward general activity (UDA)	0
18/19 Contracted orthodontic activity (UOA)	0
Carry forward orthodontic activity (UOA)	0
Baseline contract value	£621,839.21

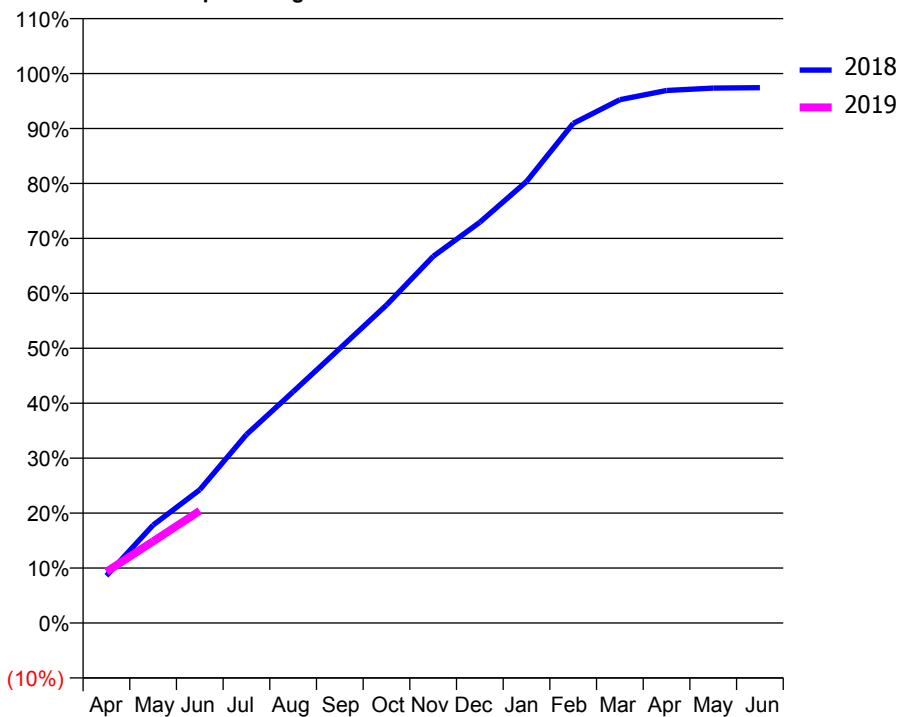
ACCESS*

Patients seen in 24 months	Total	Change since previous quarter
Quarter ending June 2017	7,840	
Quarter ending September 2017	7,863	→
Quarter ending December 2017	7,834	→
Quarter ending March 2018	7,652	↓
Quarter ending June 2018	7,707	→
Variance since June 2017	(1.7%)	↓



ACTIVITY

Cumulative percentage of contracted UDA delivered 2018 & 2019



Month	Adjusted Scheduled Activity (UDA)	
	2018	2019
April	1,961	2,125
May	4,059	3,388
June	5,526	4,653
July	7,817	
August	9,593	
September	11,383	
October	13,188	
November	15,202	
December	16,621	
January	18,305	
February	20,718	
March	21,699	
April	22,082	
May	22,185	
June	22,202	

QUALITY

	Quantity	Base Number	Contract	AT	Region	England
% of FP17s for the same patient ID Re-attending within 3 months - Children	40	627	6.4%	9.9%	11.5%	11.5%
% of FP17s for the same patient ID Re-attending within 3 months - Adults	170	1,674	10.2%	15.7%	16.6%	15.4%
% of FP17s for the same patient ID Re-attending between 3 & 9 months - Children	319	627	50.9%	48.8%	48.8%	58.9%
% of FP17s for the same patient ID Re-attending between 3 & 9 months - Adults	662	1,674	39.5%	38.6%	39.3%	51.6%
% of FP17s for Band 1 Urgent Courses	122	2,030	6.0%	11.0%	10.6%	8.9%
% of FP17s Relating to Free Repair or Replacements	10	2,030	0.5%	0.5%	0.5%	0.8%
% of FP17s Relating to Continuations	4	2,030	0.2%	0.5%	0.7%	0.9%
% of Patients satisfied with the dentistry they have received	8	9	N/A	88.4%	90.4%	93.2%
% of Patients satisfied with the time they had to wait for an appointment	9	9	N/A	83.8%	85.3%	88.8%

* This is based on patients treated on this contract for their most recent course of treatment. Figures in italics indicate the base number of FP17s or Patient Questionnaire responses are less than 100. N/A is shown where the base number of responses is less than 10 during the period. % is calculated as Quantity/Base number*100

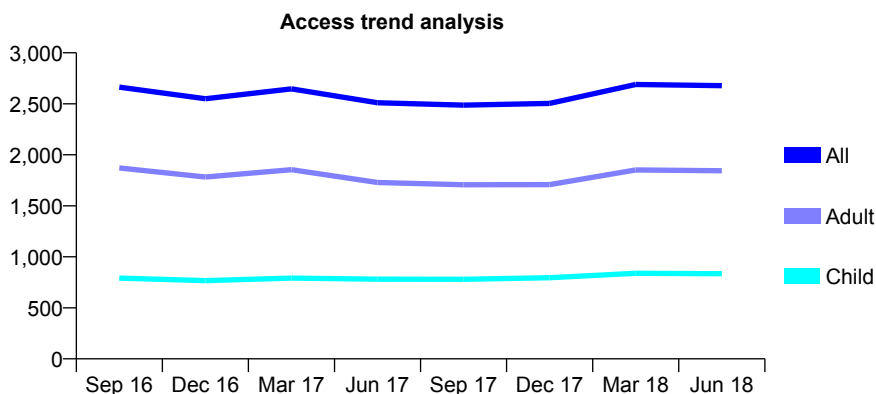
Q62 - Vital Signs At a Glance Contract Report for 174351/0001 - June 2018

Name or company name	Dr Kishan Patel, Dr Jinesh Vaghela, and Dr
Contract type name	GDS Contract
Purpose of contract	General
Contract start date	01/01/2013
Contract end date	

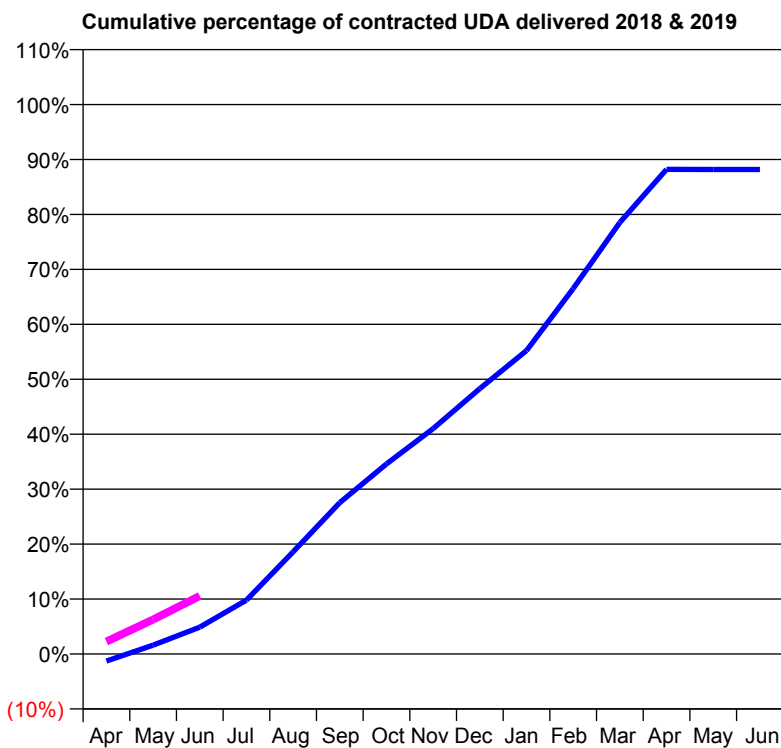
18/19 Contracted general activity (UDA)	7,275
Carry forward general activity (UDA)	0
18/19 Contracted orthodontic activity (UOA)	0
Carry forward orthodontic activity (UOA)	0
Baseline contract value	£205,696.19

ACCESS*

Patients seen in 24 months	Total	Change since previous quarter
Quarter ending June 2017	2,510	
Quarter ending September 2017	2,487	→
Quarter ending December 2017	2,504	→
Quarter ending March 2018	2,689	↑
Quarter ending June 2018	2,678	→
Variance since June 2017	6.7%	↑



ACTIVITY



Month	Adjusted Scheduled Activity (UDA)	
	2018	2019
April	-94	165
May	117	457
June	356	769
July	714	
August	1,353	
September	2,005	
October	2,517	
November	2,984	
December	3,514	
January	4,017	
February	4,839	
March	5,714	
April	6,416	
May	6,415	
June	6,415	

QUALITY

	Quantity	Base Number	Contract	AT	Region	England
% of FP17s for the same patient ID Re-attending within 3 months - Children	26	224	11.6%	9.9%	11.5%	11.5%
% of FP17s for the same patient ID Re-attending within 3 months - Adults	96	486	19.8%	15.7%	16.6%	15.4%
% of FP17s for the same patient ID Re-attending between 3 & 9 months - Children	90	224	40.2%	48.8%	48.8%	58.9%
% of FP17s for the same patient ID Re-attending between 3 & 9 months - Adults	164	486	33.7%	38.6%	39.3%	51.6%
% of FP17s for Band 1 Urgent Courses	43	361	11.9%	11.0%	10.6%	8.9%
% of FP17s Relating to Free Repair or Replacements	3	361	0.8%	0.5%	0.5%	0.8%
% of FP17s Relating to Continuations	11	361	3.0%	0.5%	0.7%	0.9%
% of Patients satisfied with the dentistry they have received	1	1	N/A	88.4%	90.4%	93.2%
% of Patients satisfied with the time they had to wait for an appointment	1	1	N/A	83.8%	85.3%	88.8%

* This is based on patients treated on this contract for their most recent course of treatment. Figures in italics indicate the base number of FP17s or Patient Questionnaire responses are less than 100. N/A is shown where the base number of responses is less than 10 during the period. % is calculated as Quantity/Base number*100

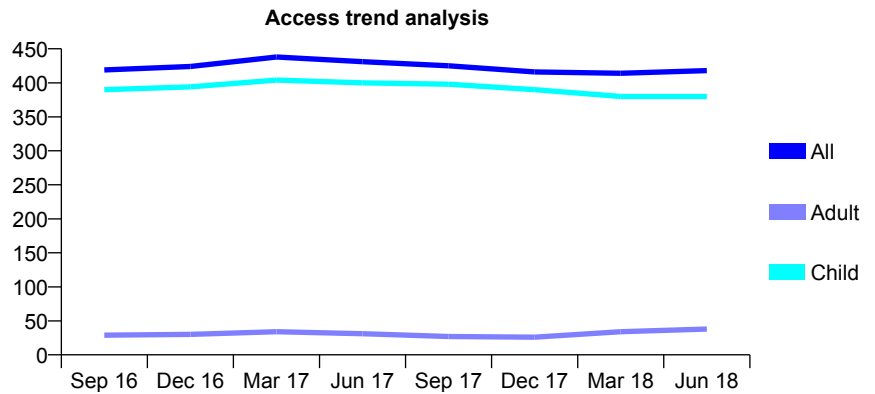
Q62 - Vital Signs At a Glance Contract Report for 175536/0001 - June 2018

Name or company name	Dr B Patel
Contract type name	GDS Contract
Purpose of contract	General
Contract start date	01/02/2012
Contract end date	

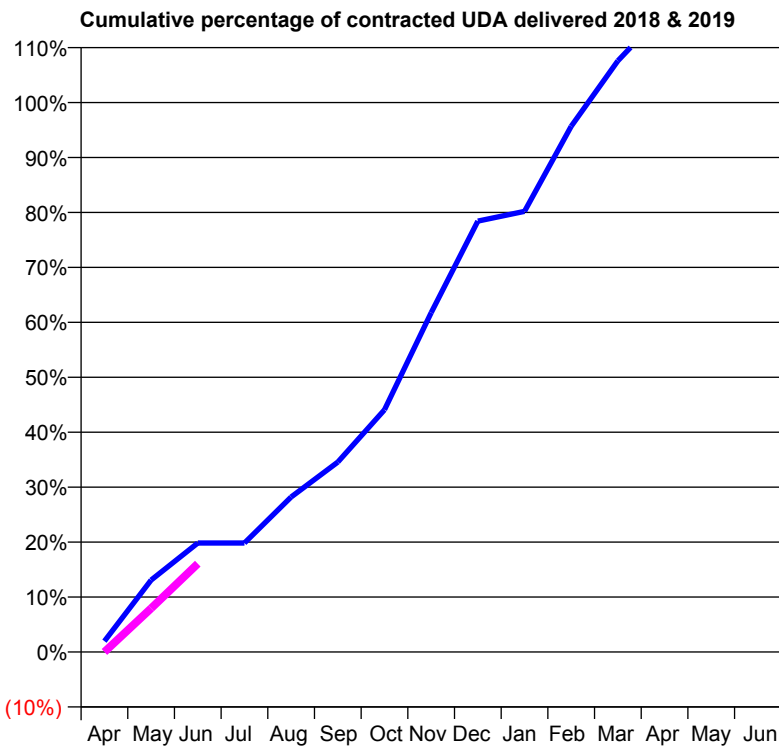
18/19 Contracted general activity (UDA)	504
Carry forward general activity (UDA)	0
18/19 Contracted orthodontic activity (UOA)	0
Carry forward orthodontic activity (UOA)	0
Baseline contract value	£11,912.14

ACCESS*

Patients seen in 24 months	Total	Change since previous quarter
Quarter ending June 2017	431	
Quarter ending September 2017	425	↓
Quarter ending December 2017	416	↓
Quarter ending March 2018	414	→
Quarter ending June 2018	418	→
Variance since June 2017	(3.0%)	↓



ACTIVITY



Adjusted Scheduled Activity (UDA)		
Month	2018	2019
April	10	0
May	66	40
June	100	81
July	100	
August	142	
September	174	
October	222	
November	311	
December	395	
January	404	
February	482	
March	542	
April	587	
May	596	
June	596	

QUALITY

	Quantity	Base Number	Contract	AT	Region	England
% of FP17s for the same patient ID Re-attending within 3 months - Children	2	106	1.9%	9.9%	11.5%	11.5%
% of FP17s for the same patient ID Re-attending within 3 months - Adults	0	3	0.0%	15.7%	16.6%	15.4%
% of FP17s for the same patient ID Re-attending between 3 & 9 months - Children	56	106	52.8%	48.8%	48.8%	58.9%
% of FP17s for the same patient ID Re-attending between 3 & 9 months - Adults	2	3	66.7%	38.6%	39.3%	51.6%
% of FP17s for Band 1 Urgent Courses	0	67	0.0%	11.0%	10.6%	8.9%
% of FP17s Relating to Free Repair or Replacements	0	67	0.0%	0.5%	0.5%	0.8%
% of FP17s Relating to Continuations	0	67	0.0%	0.5%	0.7%	0.9%
% of Patients satisfied with the dentistry they have received	0	0	N/A	88.4%	90.4%	93.2%
% of Patients satisfied with the time they had to wait for an appointment	0	0	N/A	83.8%	85.3%	88.8%

* This is based on patients treated on this contract for their most recent course of treatment. Figures in italics indicate the base number of FP17s or Patient Questionnaire responses are less than 100. N/A is shown where the base number of responses is less than 10 during the period. % is calculated as Quantity/Base number*100

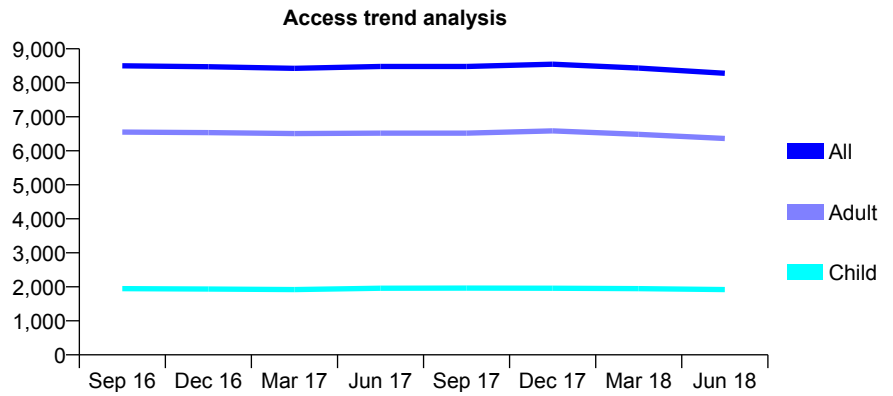
Q62 - Vital Signs At a Glance Contract Report for 178241/0001 - June 2018

Name or company name	Drs Al-Killidar, Al-Killidar & Al-Saidi
Contract type name	GDS Contract
Purpose of contract	General
Contract start date	01/04/2010
Contract end date	

18/19 Contracted general activity (UDA)	33,037
Carry forward general activity (UDA)	0
18/19 Contracted orthodontic activity (UOA)	0
Carry forward orthodontic activity (UOA)	0
Baseline contract value	£1,166,761.73

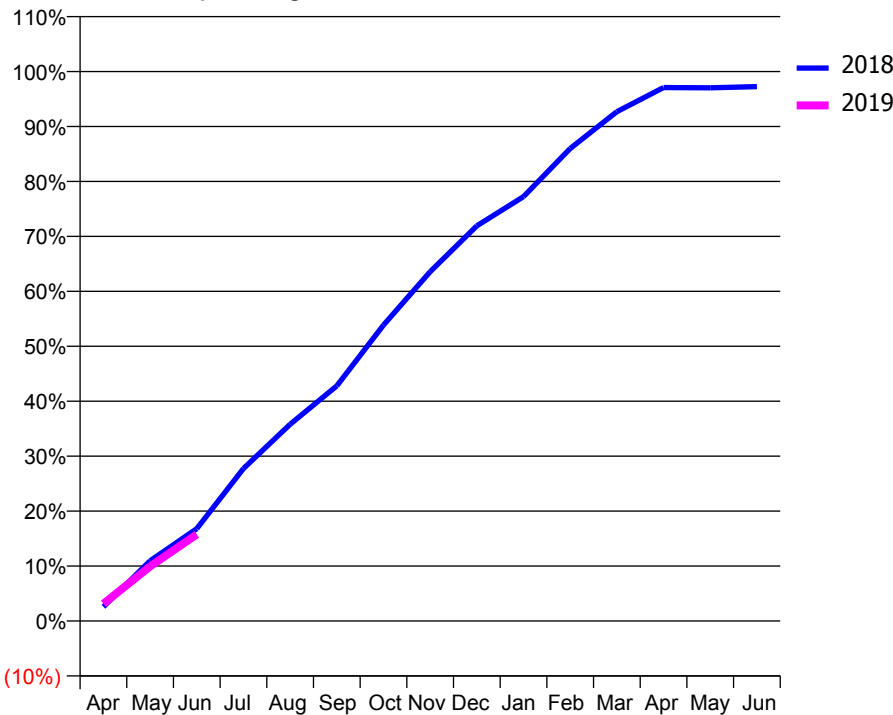
ACCESS*

Patients seen in 24 months	Total	Change since previous quarter
Quarter ending June 2017	8,481	
Quarter ending September 2017	8,481	→
Quarter ending December 2017	8,547	→
Quarter ending March 2018	8,435	↓
Quarter ending June 2018	8,280	↓
Variance since June 2017	(2.4%)	↓



ACTIVITY

Cumulative percentage of contracted UDA delivered 2018 & 2019



Month	Adjusted Scheduled Activity (UDA)	
	2018	2019
April	853	1,035
May	3,624	3,285
June	5,554	5,207
July	9,170	
August	11,832	
September	14,139	
October	17,793	
November	21,004	
December	23,756	
January	25,517	
February	28,406	
March	30,624	
April	32,071	
May	32,059	
June	32,129	

QUALITY

	Quantity	Base Number	Contract	AT	Region	England
% of FP17s for the same patient ID Re-attending within 3 months - Children	31	431	7.2%	9.9%	11.5%	11.5%
% of FP17s for the same patient ID Re-attending within 3 months - Adults	101	1,292	7.8%	15.7%	16.6%	15.4%
% of FP17s for the same patient ID Re-attending between 3 & 9 months - Children	147	431	34.1%	48.8%	48.8%	58.9%
% of FP17s for the same patient ID Re-attending between 3 & 9 months - Adults	380	1,292	29.4%	38.6%	39.3%	51.6%
% of FP17s for Band 1 Urgent Courses	139	1,303	10.7%	11.0%	10.6%	8.9%
% of FP17s Relating to Free Repair or Replacements	1	1,303	0.1%	0.5%	0.5%	0.8%
% of FP17s Relating to Continuations	0	1,303	0.0%	0.5%	0.7%	0.9%
% of Patients satisfied with the dentistry they have received	8	10	80.0%	88.4%	90.4%	93.2%
% of Patients satisfied with the time they had to wait for an appointment	8	10	80.0%	83.8%	85.3%	88.8%

* This is based on patients treated on this contract for their most recent course of treatment. Figures in italics indicate the base number of FP17s or Patient Questionnaire responses are less than 100. N/A is shown where the base number of responses is less than 10 during the period. % is calculated as Quantity/Base number*100

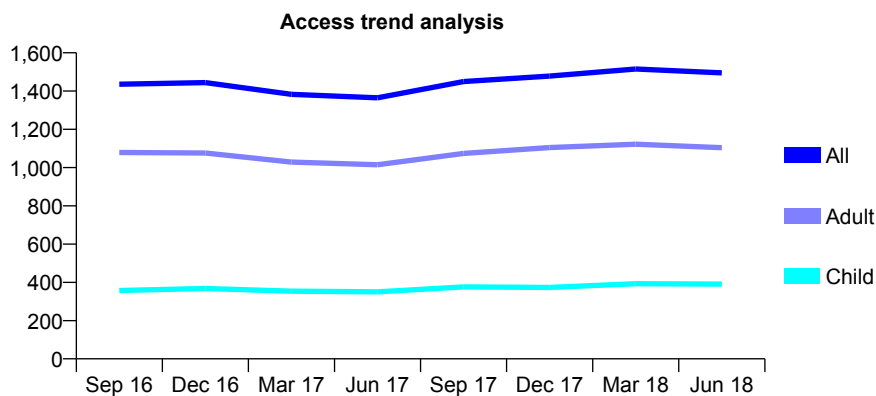
Q62 - Vital Signs At a Glance Contract Report for 178632/0001 - June 2018

Name or company name	DR Sherer & DR Levin
Contract type name	GDS Contract
Purpose of contract	General
Contract start date	01/04/2010
Contract end date	

18/19 Contracted general activity (UDA)	3,046
Carry forward general activity (UDA)	0
18/19 Contracted orthodontic activity (UOA)	0
Carry forward orthodontic activity (UOA)	0
Baseline contract value	£95,547.42

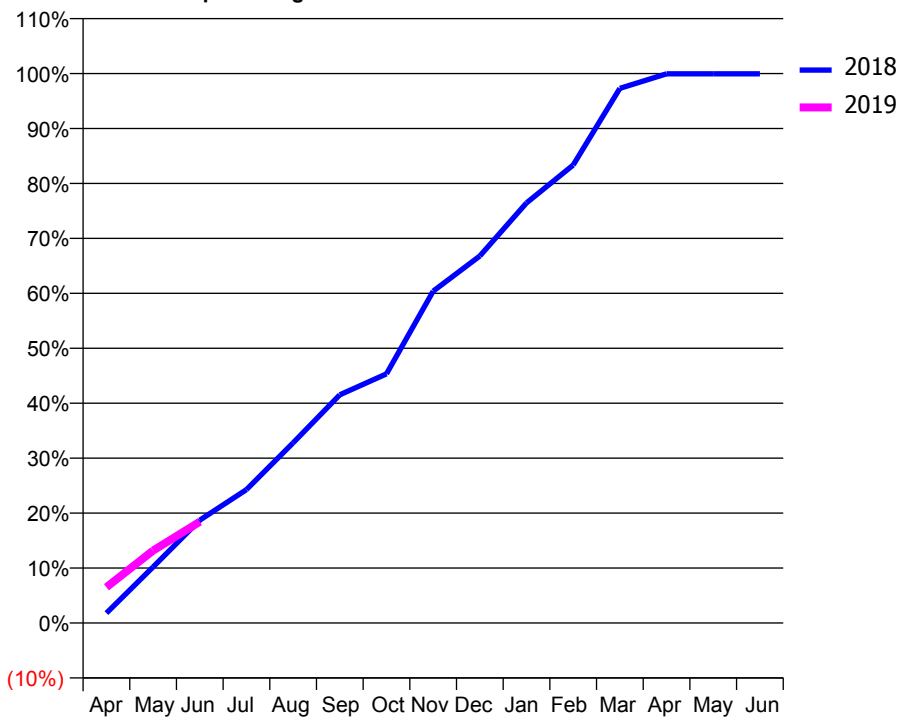
ACCESS*

Patients seen in 24 months	Total	Change since previous quarter
Quarter ending June 2017	1,365	
Quarter ending September 2017	1,450	↑
Quarter ending December 2017	1,478	→
Quarter ending March 2018	1,515	↑
Quarter ending June 2018	1,495	↓
Variance since June 2017	9.5%	↑



ACTIVITY

Cumulative percentage of contracted UDA delivered 2018 & 2019



Adjusted Scheduled Activity (UDA)		
Month	2018	2019
April	55	198
May	311	402
June	570	561
July	739	
August	999	
September	1,265	
October	1,381	
November	1,840	
December	2,035	
January	2,329	
February	2,539	
March	2,963	
April	3,044	
May	3,044	
June	3,044	

QUALITY

	Quantity	Base Number	Contract	AT	Region	England
% of FP17s for the same patient ID Re-attending within 3 months - Children	9	100	9.0%	9.9%	11.5%	11.5%
% of FP17s for the same patient ID Re-attending within 3 months - Adults	29	218	13.3%	15.7%	16.6%	15.4%
% of FP17s for the same patient ID Re-attending between 3 & 9 months - Children	44	100	44.0%	48.8%	48.8%	58.9%
% of FP17s for the same patient ID Re-attending between 3 & 9 months - Adults	72	218	33.0%	38.6%	39.3%	51.6%
% of FP17s for Band 1 Urgent Courses	46	273	16.8%	11.0%	10.6%	8.9%
% of FP17s Relating to Free Repair or Replacements	0	273	0.0%	0.5%	0.5%	0.8%
% of FP17s Relating to Continuations	2	273	0.7%	0.5%	0.7%	0.9%
% of Patients satisfied with the dentistry they have received	3	5	N/A	88.4%	90.4%	93.2%
% of Patients satisfied with the time they had to wait for an appointment	3	5	N/A	83.8%	85.3%	88.8%

* This is based on patients treated on this contract for their most recent course of treatment. Figures in italics indicate the base number of FP17s or Patient Questionnaire responses are less than 100. N/A is shown where the base number of responses is less than 10 during the period. % is calculated as Quantity/Base number*100

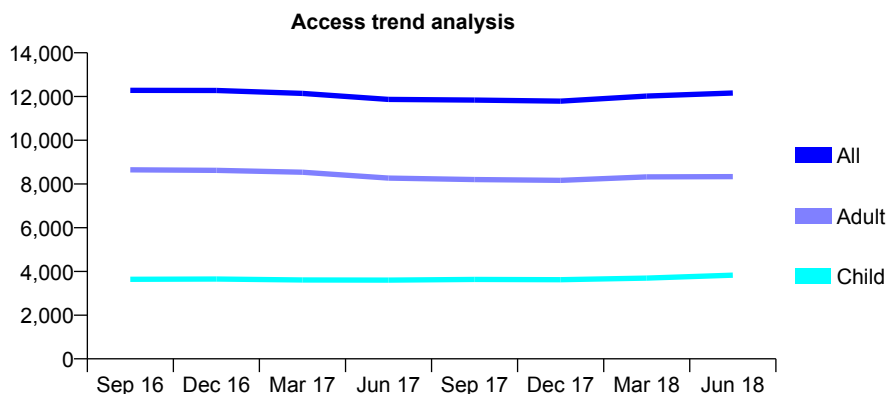
Q62 - Vital Signs At a Glance Contract Report for 180122/0001 - June 2018

Name or company name	IDH Limited
Contract type name	GDS Contract
Purpose of contract	General
Contract start date	01/08/2008
Contract end date	

18/19 Contracted general activity (UDA)	39,431
Carry forward general activity (UDA)	0
18/19 Contracted orthodontic activity (UOA)	0
Carry forward orthodontic activity (UOA)	0
Baseline contract value	£1,136,791.08

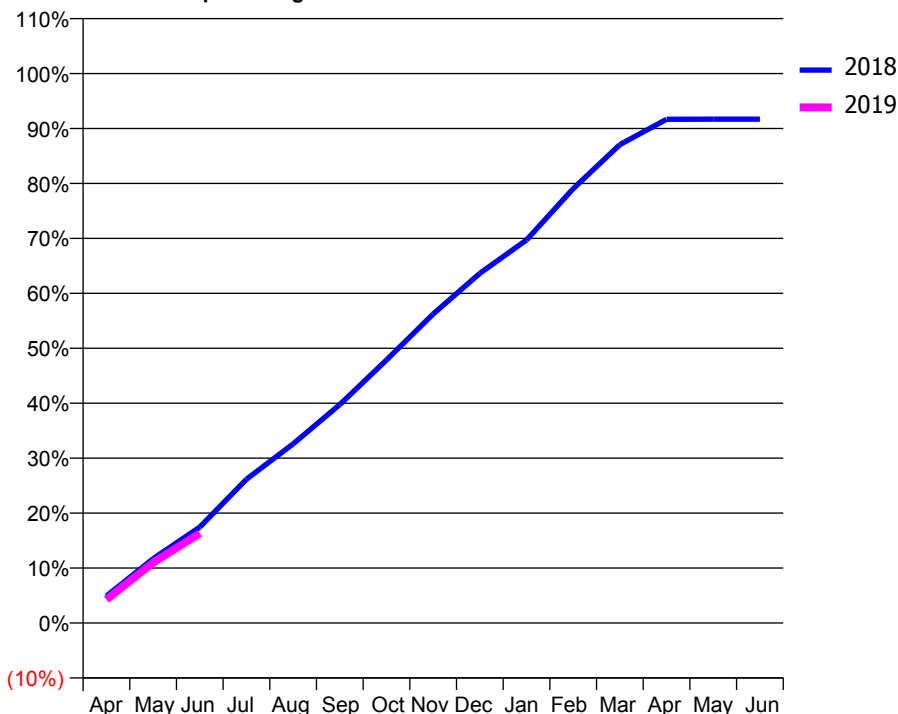
ACCESS*

Patients seen in 24 months	Total	Change since previous quarter
Quarter ending June 2017	11,869	
Quarter ending September 2017	11,837	→
Quarter ending December 2017	11,786	→
Quarter ending March 2018	12,019	→
Quarter ending June 2018	12,159	→
Variance since June 2017	2.4%	↑



ACTIVITY

Cumulative percentage of contracted UDA delivered 2018 & 2019



Month	Adjusted Scheduled Activity (UDA)	
	2018	2019
April	1,713	1,688
May	4,089	4,340
June	6,092	6,439
July	9,135	
August	11,382	
September	13,879	
October	16,705	
November	19,628	
December	22,211	
January	24,330	
February	27,591	
March	30,385	
April	31,988	
May	32,001	
June	32,001	

QUALITY

	Quantity	Base Number	Contract	AT	Region	England
% of FP17s for the same patient ID Re-attending within 3 months - Children	61	1,363	4.5%	9.9%	11.5%	11.5%
% of FP17s for the same patient ID Re-attending within 3 months - Adults	199	2,171	9.2%	15.7%	16.6%	15.4%
% of FP17s for the same patient ID Re-attending between 3 & 9 months - Children	634	1,363	46.5%	48.8%	48.8%	58.9%
% of FP17s for the same patient ID Re-attending between 3 & 9 months - Adults	889	2,171	40.9%	38.6%	39.3%	51.6%
% of FP17s for Band 1 Urgent Courses	112	2,944	3.8%	11.0%	10.6%	8.9%
% of FP17s Relating to Free Repair or Replacements	19	2,944	0.6%	0.5%	0.5%	0.8%
% of FP17s Relating to Continuations	39	2,944	1.3%	0.5%	0.7%	0.9%
% of Patients satisfied with the dentistry they have received	6	7	N/A	88.4%	90.4%	93.2%
% of Patients satisfied with the time they had to wait for an appointment	7	7	N/A	83.8%	85.3%	88.8%

* This is based on patients treated on this contract for their most recent course of treatment. Figures in italics indicate the base number of FP17s or Patient Questionnaire responses are less than 100. N/A is shown where the base number of responses is less than 10 during the period. % is calculated as Quantity/Base number*100

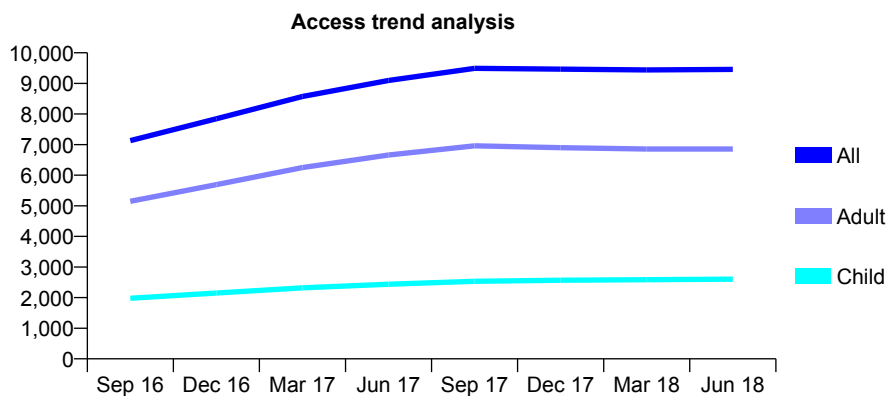
Q62 - Vital Signs At a Glance Contract Report for 180505/0001 - June 2018

Name or company name	A Patel, K Patel, G Pathmanathan
Contract type name	GDS Contract
Purpose of contract	General and Orthodontic
Contract start date	01/08/2015
Contract end date	

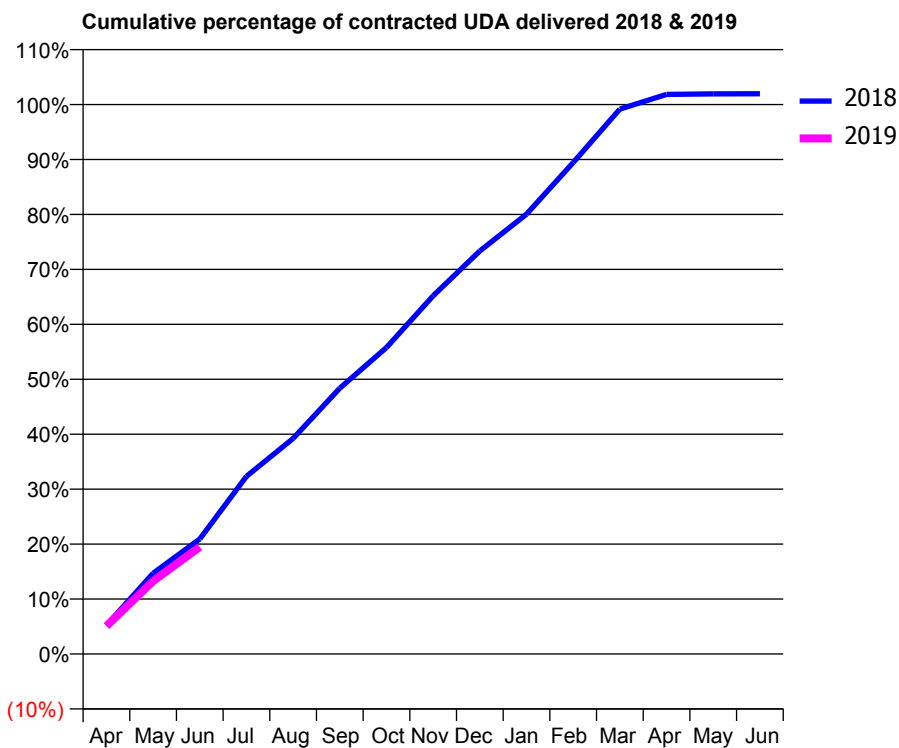
18/19 Contracted general activity (UDA)	27,409
Carry forward general activity (UDA)	0
18/19 Contracted orthodontic activity (UOA)	451
Carry forward orthodontic activity (UOA)	0
Baseline contract value	£902,585.47

ACCESS*

Patients seen in 24 months	Total	Change since previous quarter
Quarter ending June 2017	9,097	
Quarter ending September 2017	9,494	↑
Quarter ending December 2017	9,468	→
Quarter ending March 2018	9,440	→
Quarter ending June 2018	9,458	→
Variance since June 2017	4.0%	↑



ACTIVITY



Month	Adjusted Scheduled Activity (UDA)	
	2018	2019
April	1,432	1,395
May	4,030	3,638
June	5,737	5,335
July	8,862	
August	10,754	
September	13,259	
October	15,290	
November	17,868	
December	20,102	
January	21,941	
February	24,512	
March	27,181	
April	27,913	
May	27,938	
June	27,947	

QUALITY

	Quantity	Base Number	Contract	AT	Region	England
% of FP17s for the same patient ID Re-attending within 3 months - Children	63	862	7.3%	9.9%	11.5%	11.5%
% of FP17s for the same patient ID Re-attending within 3 months - Adults	188	1,758	10.7%	15.7%	16.6%	15.4%
% of FP17s for the same patient ID Re-attending between 3 & 9 months - Children	469	862	54.4%	48.8%	48.8%	58.9%
% of FP17s for the same patient ID Re-attending between 3 & 9 months - Adults	783	1,758	44.5%	38.6%	39.3%	51.6%
% of FP17s for Band 1 Urgent Courses	148	2,240	6.6%	11.0%	10.6%	8.9%
% of FP17s Relating to Free Repair or Replacements	8	2,240	0.4%	0.5%	0.5%	0.8%
% of FP17s Relating to Continuations	2	2,240	0.1%	0.5%	0.7%	0.9%
% of Patients satisfied with the dentistry they have received	7	7	N/A	88.4%	90.4%	93.2%
% of Patients satisfied with the time they had to wait for an appointment	7	7	N/A	83.8%	85.3%	88.8%

* This is based on patients treated on this contract for their most recent course of treatment. Figures in italics indicate the base number of FP17s or Patient Questionnaire responses are less than 100. N/A is shown where the base number of responses is less than 10 during the period. % is calculated as Quantity/Base number*100

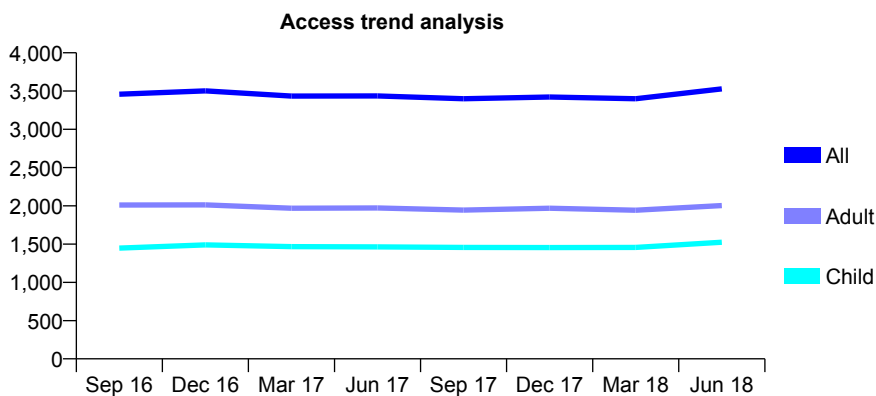
Q62 - Vital Signs At a Glance Contract Report for 182613/0001 - June 2018

Name or company name	Harlesden Health Ltd
Contract type name	GDS Contract
Purpose of contract	General
Contract start date	01/11/2009
Contract end date	

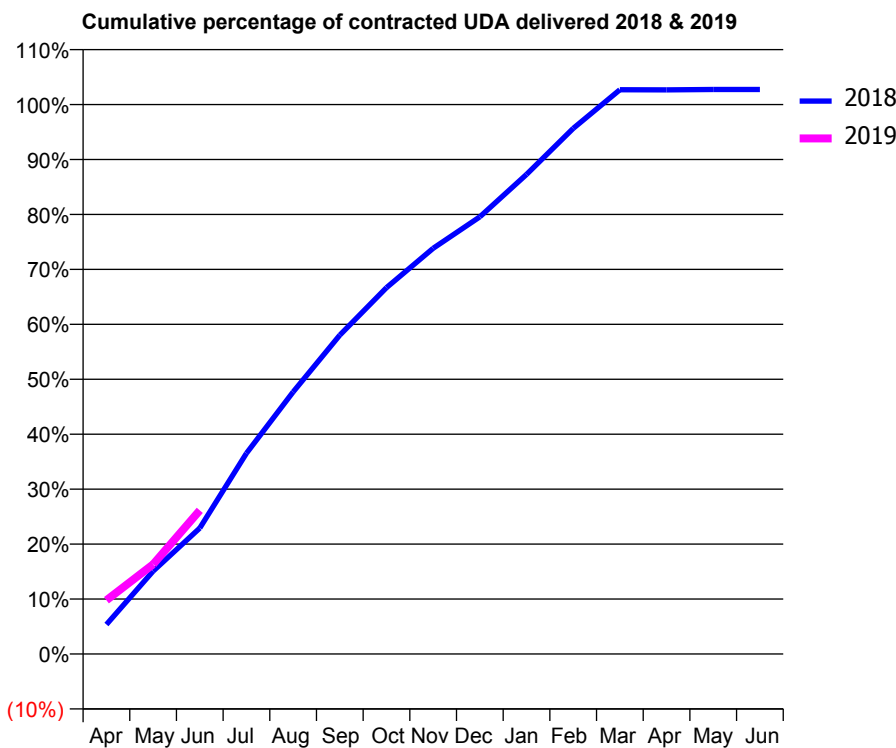
18/19 Contracted general activity (UDA)	14,600
Carry forward general activity (UDA)	0
18/19 Contracted orthodontic activity (UOA)	0
Carry forward orthodontic activity (UOA)	0
Baseline contract value	£444,810.82

ACCESS*

Patients seen in 24 months	Total	Change since previous quarter
Quarter ending June 2017	3,436	
Quarter ending September 2017	3,400	↓
Quarter ending December 2017	3,422	→
Quarter ending March 2018	3,399	→
Quarter ending June 2018	3,528	↑
Variance since June 2017	2.7%	↑



ACTIVITY



Adjusted Scheduled Activity (UDA)		
Month	2018	2019
April	785	1,428
May	2,202	2,384
June	3,347	3,816
July	5,333	
August	6,964	
September	8,475	
October	9,733	
November	10,780	
December	11,616	
January	12,741	
February	13,963	
March	14,990	
April	14,987	
May	15,000	
June	15,000	

QUALITY

	Quantity	Base Number	Contract	AT	Region	England
% of FP17s for the same patient ID Re-attending within 3 months - Children	22	513	4.3%	9.9%	11.5%	11.5%
% of FP17s for the same patient ID Re-attending within 3 months - Adults	57	519	11.0%	15.7%	16.6%	15.4%
% of FP17s for the same patient ID Re-attending between 3 & 9 months - Children	200	513	39.0%	48.8%	48.8%	58.9%
% of FP17s for the same patient ID Re-attending between 3 & 9 months - Adults	158	519	30.4%	38.6%	39.3%	51.6%
% of FP17s for Band 1 Urgent Courses	77	1,022	7.5%	11.0%	10.6%	8.9%
% of FP17s Relating to Free Repair or Replacements	0	1,022	0.0%	0.5%	0.5%	0.8%
% of FP17s Relating to Continuations	0	1,022	0.0%	0.5%	0.7%	0.9%
% of Patients satisfied with the dentistry they have received	1	3	N/A	88.4%	90.4%	93.2%
% of Patients satisfied with the time they had to wait for an appointment	1	3	N/A	83.8%	85.3%	88.8%

* This is based on patients treated on this contract for their most recent course of treatment. Figures in italics indicate the base number of FP17s or Patient Questionnaire responses are less than 100. N/A is shown where the base number of responses is less than 10 during the period. % is calculated as Quantity/Base number*100

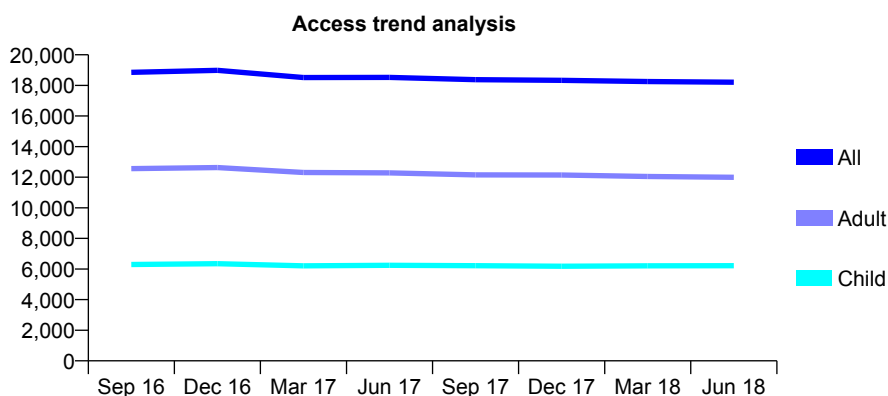
Q62 - Vital Signs At a Glance Contract Report for 182680/0001 - June 2018

Name or company name	Inspire Dental Southall Ltd
Contract type name	GDS Contract
Purpose of contract	General and Orthodontic
Contract start date	01/05/2007
Contract end date	

18/19 Contracted general activity (UDA)	54,717
Carry forward general activity (UDA)	0
18/19 Contracted orthodontic activity (UOA)	3,640
Carry forward orthodontic activity (UOA)	0
Baseline contract value	£1,691,646.95

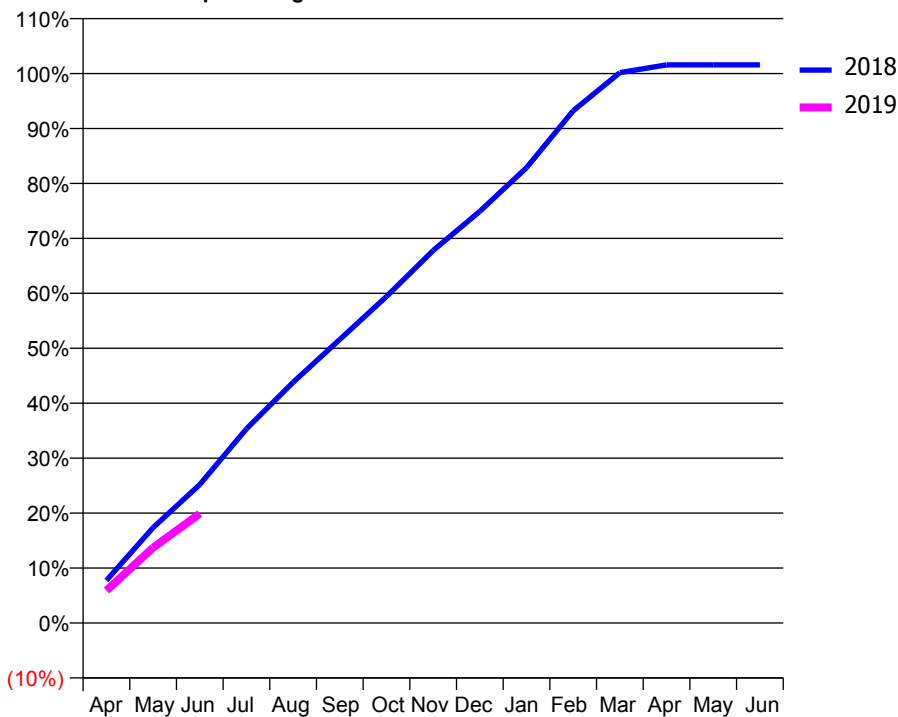
ACCESS*

Patients seen in 24 months	Total	Change since previous quarter
Quarter ending June 2017	18,525	
Quarter ending September 2017	18,375	→
Quarter ending December 2017	18,333	→
Quarter ending March 2018	18,253	→
Quarter ending June 2018	18,213	→
Variance since June 2017	(1.7%)	↓



ACTIVITY

Cumulative percentage of contracted UDA delivered 2018 & 2019



Month	Adjusted Scheduled Activity (UDA)	
	2018	2019
April	4,240	3,239
May	9,502	7,507
June	13,794	10,899
July	19,341	
August	23,968	
September	28,233	
October	32,508	
November	37,098	
December	41,001	
January	45,334	
February	51,013	
March	54,807	
April	55,576	
May	55,576	
June	55,572	

QUALITY

	Quantity	Base Number	Contract	AT	Region	England
% of FP17s for the same patient ID Re-attending within 3 months - Children	172	2,139	8.0%	9.9%	11.5%	11.5%
% of FP17s for the same patient ID Re-attending within 3 months - Adults	191	2,767	6.9%	15.7%	16.6%	15.4%
% of FP17s for the same patient ID Re-attending between 3 & 9 months - Children	1,317	2,139	61.6%	48.8%	48.8%	58.9%
% of FP17s for the same patient ID Re-attending between 3 & 9 months - Adults	1,261	2,767	45.6%	38.6%	39.3%	51.6%
% of FP17s for Band 1 Urgent Courses	250	4,466	5.6%	11.0%	10.6%	8.9%
% of FP17s Relating to Free Repair or Replacements	25	4,466	0.6%	0.5%	0.5%	0.8%
% of FP17s Relating to Continuations	6	4,466	0.1%	0.5%	0.7%	0.9%
% of Patients satisfied with the dentistry they have received	5	5	N/A	88.4%	90.4%	93.2%
% of Patients satisfied with the time they had to wait for an appointment	4	5	N/A	83.8%	85.3%	88.8%

* This is based on patients treated on this contract for their most recent course of treatment. Figures in italics indicate the base number of FP17s or Patient Questionnaire responses are less than 100. N/A is shown where the base number of responses is less than 10 during the period. % is calculated as Quantity/Base number*100

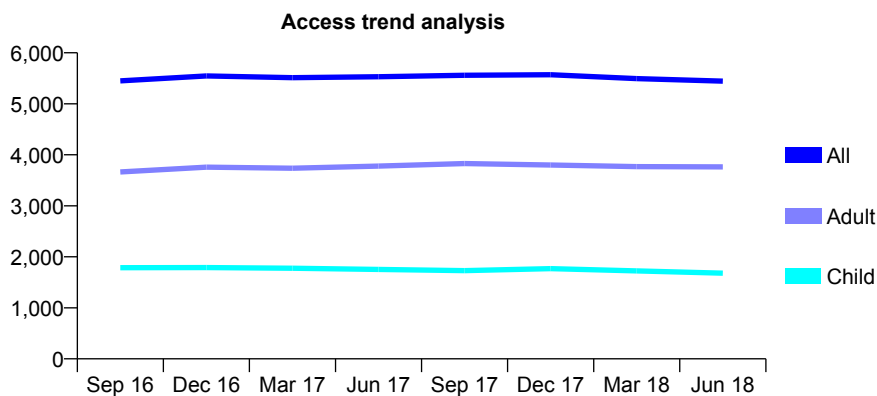
Q62 - Vital Signs At a Glance Contract Report for 183873/0001 - June 2018

Name or company name	Care Dental Ltd
Contract type name	GDS Contract
Purpose of contract	General
Contract start date	08/03/2007
Contract end date	

18/19 Contracted general activity (UDA)	17,139
Carry forward general activity (UDA)	0
18/19 Contracted orthodontic activity (UOA)	0
Carry forward orthodontic activity (UOA)	0
Baseline contract value	£510,582.41

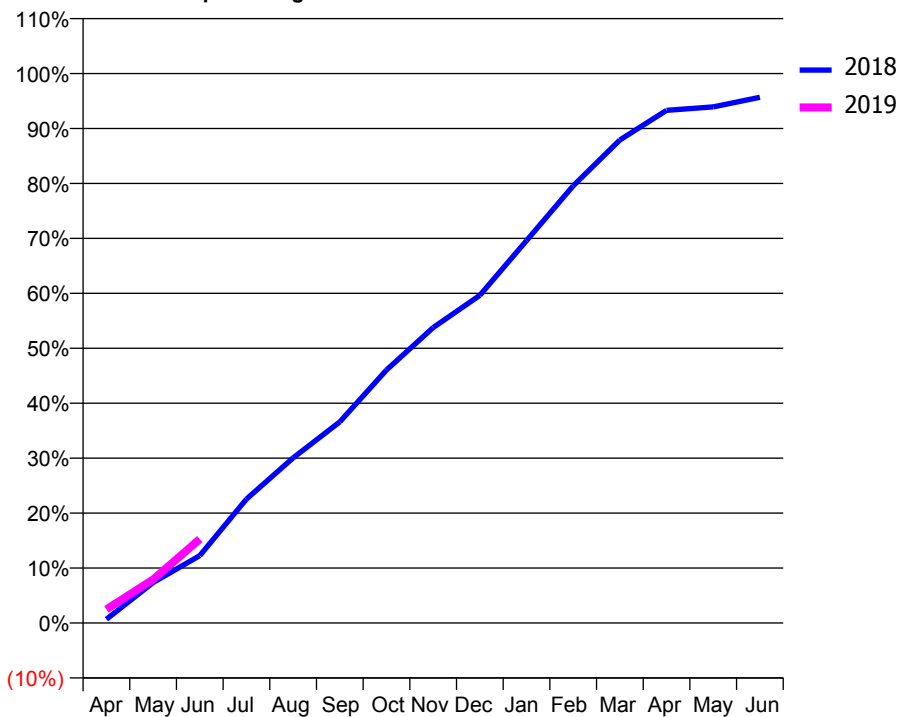
ACCESS*

Patients seen in 24 months	Total	Change since previous quarter
Quarter ending June 2017	5,531	
Quarter ending September 2017	5,559	→
Quarter ending December 2017	5,569	→
Quarter ending March 2018	5,494	↓
Quarter ending June 2018	5,444	→
Variance since June 2017	(1.6%)	↓



ACTIVITY

Cumulative percentage of contracted UDA delivered 2018 & 2019



Month	Adjusted Scheduled Activity (UDA)	
	2018	2019
April	117	426
May	1,264	1,357
June	2,101	2,620
July	3,864	
August	5,152	
September	6,275	
October	7,891	
November	9,214	
December	10,222	
January	11,926	
February	13,634	
March	15,066	
April	15,988	
May	16,097	
June	16,396	

QUALITY

	Quantity	Base Number	Contract	AT	Region	England
% of FP17s for the same patient ID Re-attending within 3 months - Children	18	333	5.4%	9.9%	11.5%	11.5%
% of FP17s for the same patient ID Re-attending within 3 months - Adults	96	699	13.7%	15.7%	16.6%	15.4%
% of FP17s for the same patient ID Re-attending between 3 & 9 months - Children	88	333	26.4%	48.8%	48.8%	58.9%
% of FP17s for the same patient ID Re-attending between 3 & 9 months - Adults	148	699	21.2%	38.6%	39.3%	51.6%
% of FP17s for Band 1 Urgent Courses	26	743	3.5%	11.0%	10.6%	8.9%
% of FP17s Relating to Free Repair or Replacements	10	743	1.3%	0.5%	0.5%	0.8%
% of FP17s Relating to Continuations	2	743	0.3%	0.5%	0.7%	0.9%
% of Patients satisfied with the dentistry they have received	11	12	91.7%	88.4%	90.4%	93.2%
% of Patients satisfied with the time they had to wait for an appointment	10	12	83.3%	83.8%	85.3%	88.8%

* This is based on patients treated on this contract for their most recent course of treatment. Figures in italics indicate the base number of FP17s or Patient Questionnaire responses are less than 100. N/A is shown where the base number of responses is less than 10 during the period. % is calculated as Quantity/Base number*100

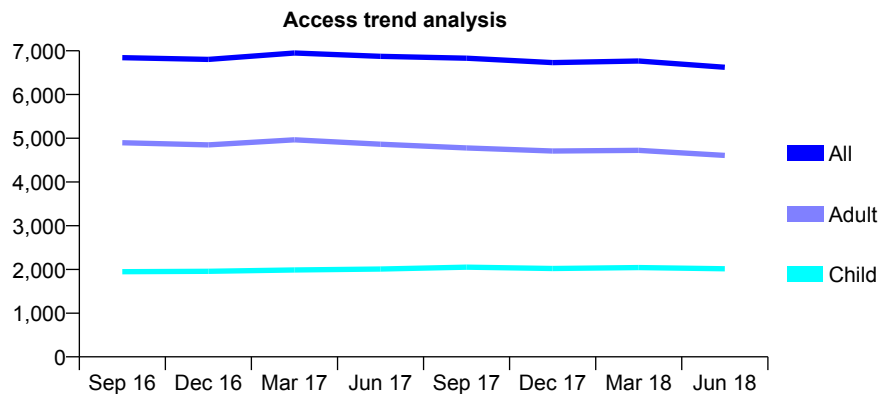
Q62 - Vital Signs At a Glance Contract Report for 184039/0001 - June 2018

Name or company name	Dr M Delahaye & Associates
Contract type name	GDS Contract
Purpose of contract	General
Contract start date	01/04/2011
Contract end date	

18/19 Contracted general activity (UDA)	18,725
Carry forward general activity (UDA)	0
18/19 Contracted orthodontic activity (UOA)	0
Carry forward orthodontic activity (UOA)	0
Baseline contract value	£472,192.39

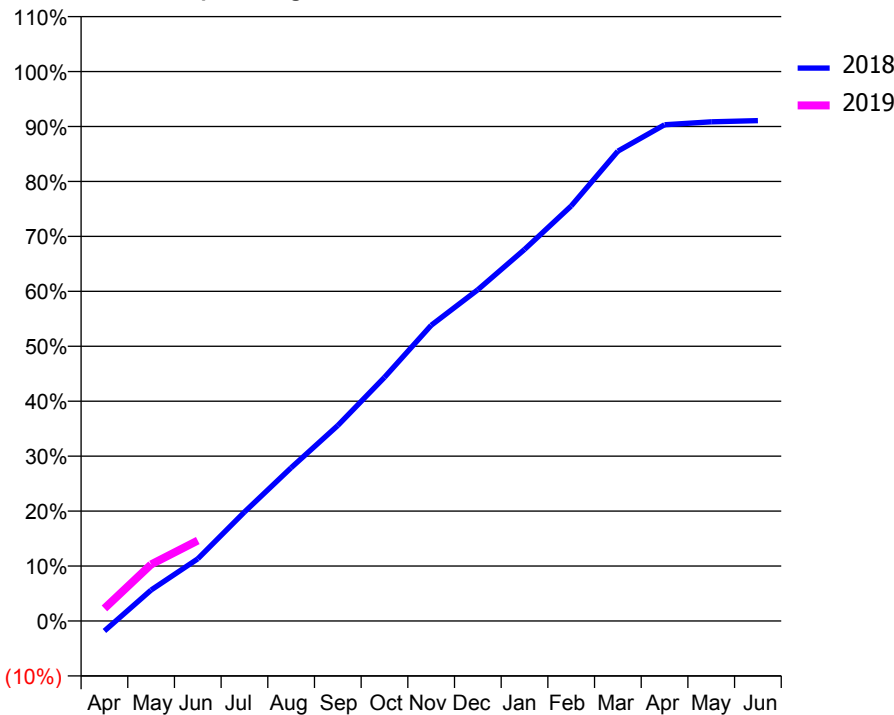
ACCESS*

Patients seen in 24 months	Total	Change since previous quarter
Quarter ending June 2017	6,874	
Quarter ending September 2017	6,830	→
Quarter ending December 2017	6,729	↓
Quarter ending March 2018	6,766	→
Quarter ending June 2018	6,622	↓
Variance since June 2017	(3.7%)	↓



ACTIVITY

Cumulative percentage of contracted UDA delivered 2018 & 2019



Month	Adjusted Scheduled Activity (UDA)	
	2018	2019
April	-343	427
May	1,059	1,928
June	2,120	2,741
July	3,716	
August	5,225	
September	6,663	
October	8,304	
November	10,076	
December	11,290	
January	12,660	
February	14,145	
March	16,011	
April	16,911	
May	17,012	
June	17,053	

QUALITY

	Quantity	Base Number	Contract	AT	Region	England
% of FP17s for the same patient ID Re-attending within 3 months - Children	46	557	8.3%	9.9%	11.5%	11.5%
% of FP17s for the same patient ID Re-attending within 3 months - Adults	142	944	15.0%	15.7%	16.6%	15.4%
% of FP17s for the same patient ID Re-attending between 3 & 9 months - Children	279	557	50.1%	48.8%	48.8%	58.9%
% of FP17s for the same patient ID Re-attending between 3 & 9 months - Adults	307	944	32.5%	38.6%	39.3%	51.6%
% of FP17s for Band 1 Urgent Courses	137	1,134	12.1%	11.0%	10.6%	8.9%
% of FP17s Relating to Free Repair or Replacements	8	1,134	0.7%	0.5%	0.5%	0.8%
% of FP17s Relating to Continuations	15	1,134	1.3%	0.5%	0.7%	0.9%
% of Patients satisfied with the dentistry they have received	3	3	N/A	88.4%	90.4%	93.2%
% of Patients satisfied with the time they had to wait for an appointment	3	3	N/A	83.8%	85.3%	88.8%

* This is based on patients treated on this contract for their most recent course of treatment. Figures in italics indicate the base number of FP17s or Patient Questionnaire responses are less than 100. N/A is shown where the base number of responses is less than 10 during the period. % is calculated as Quantity/Base number*100

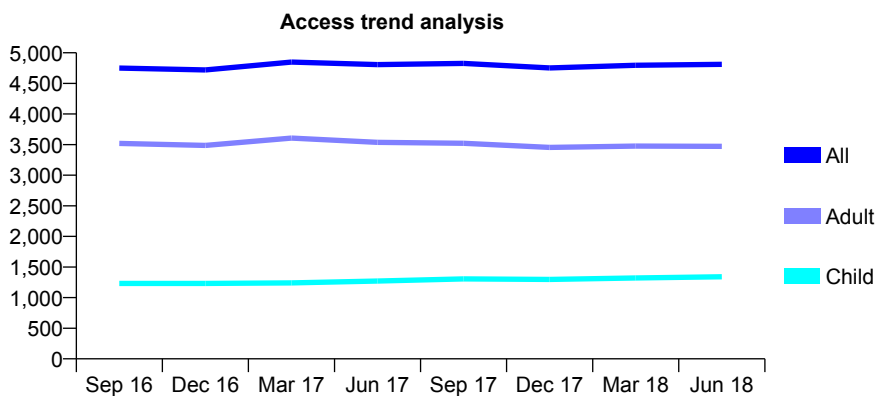
Q62 - Vital Signs At a Glance Contract Report for 184438/0001 - June 2018

Name or company name	Cedars Trading Limited
Contract type name	GDS Contract
Purpose of contract	General
Contract start date	01/04/2009
Contract end date	

18/19 Contracted general activity (UDA)	13,526
Carry forward general activity (UDA)	0
18/19 Contracted orthodontic activity (UOA)	0
Carry forward orthodontic activity (UOA)	0
Baseline contract value	£377,132.39

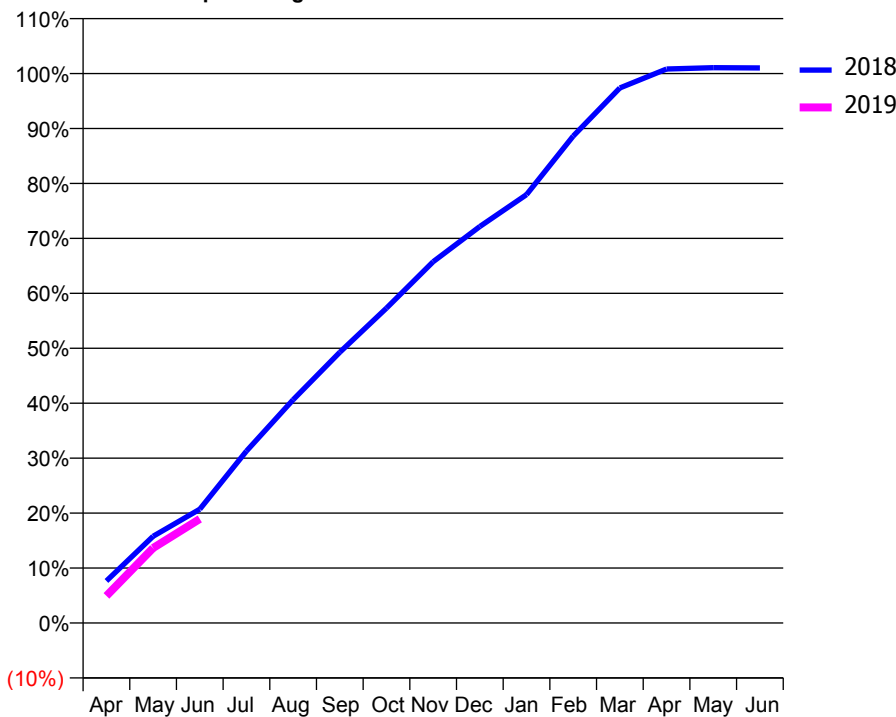
ACCESS*

Patients seen in 24 months	Total	Change since previous quarter
Quarter ending June 2017	4,808	
Quarter ending September 2017	4,827	→
Quarter ending December 2017	4,752	↓
Quarter ending March 2018	4,797	→
Quarter ending June 2018	4,812	→
Variance since June 2017	0.1%	→



ACTIVITY

Cumulative percentage of contracted UDA delivered 2018 & 2019



Adjusted Scheduled Activity (UDA)

Month	2018	2019
April	1,035	668
May	2,137	1,848
June	2,802	2,561
July	4,233	
August	5,497	
September	6,663	
October	7,750	
November	8,893	
December	9,759	
January	10,544	
February	11,985	
March	13,171	
April	13,637	
May	13,670	
June	13,664	

QUALITY

	Quantity	Base Number	Contract	AT	Region	England
% of FP17s for the same patient ID Re-attending within 3 months - Children	39	386	10.1%	9.9%	11.5%	11.5%
% of FP17s for the same patient ID Re-attending within 3 months - Adults	101	747	13.5%	15.7%	16.6%	15.4%
% of FP17s for the same patient ID Re-attending between 3 & 9 months - Children	182	386	47.2%	48.8%	48.8%	58.9%
% of FP17s for the same patient ID Re-attending between 3 & 9 months - Adults	239	747	32.0%	38.6%	39.3%	51.6%
% of FP17s for Band 1 Urgent Courses	61	942	6.5%	11.0%	10.6%	8.9%
% of FP17s Relating to Free Repair or Replacements	10	942	1.1%	0.5%	0.5%	0.8%
% of FP17s Relating to Continuations	8	942	0.8%	0.5%	0.7%	0.9%
% of Patients satisfied with the dentistry they have received	1	1	N/A	88.4%	90.4%	93.2%
% of Patients satisfied with the time they had to wait for an appointment	1	1	N/A	83.8%	85.3%	88.8%

* This is based on patients treated on this contract for their most recent course of treatment. Figures in italics indicate the base number of FP17s or Patient Questionnaire responses are less than 100. N/A is shown where the base number of responses is less than 10 during the period. % is calculated as Quantity/Base number*100

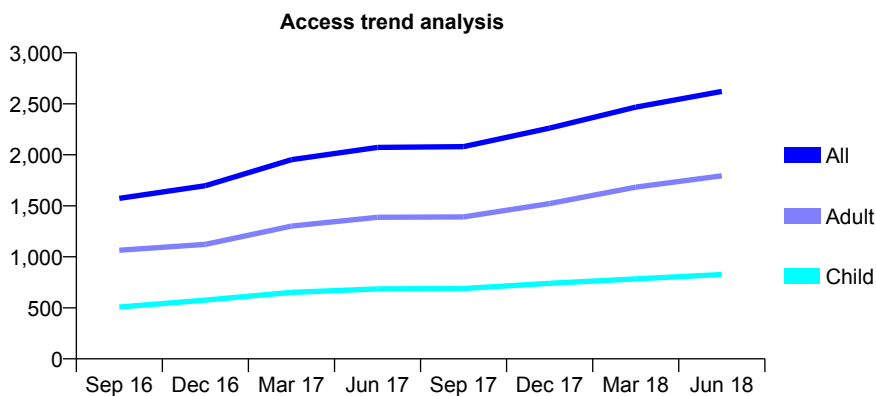
Q62 - Vital Signs At a Glance Contract Report for 184675/0001 - June 2018

Name or company name	Dr T Jabbar
Contract type name	GDS Contract
Purpose of contract	General
Contract start date	01/10/2012
Contract end date	

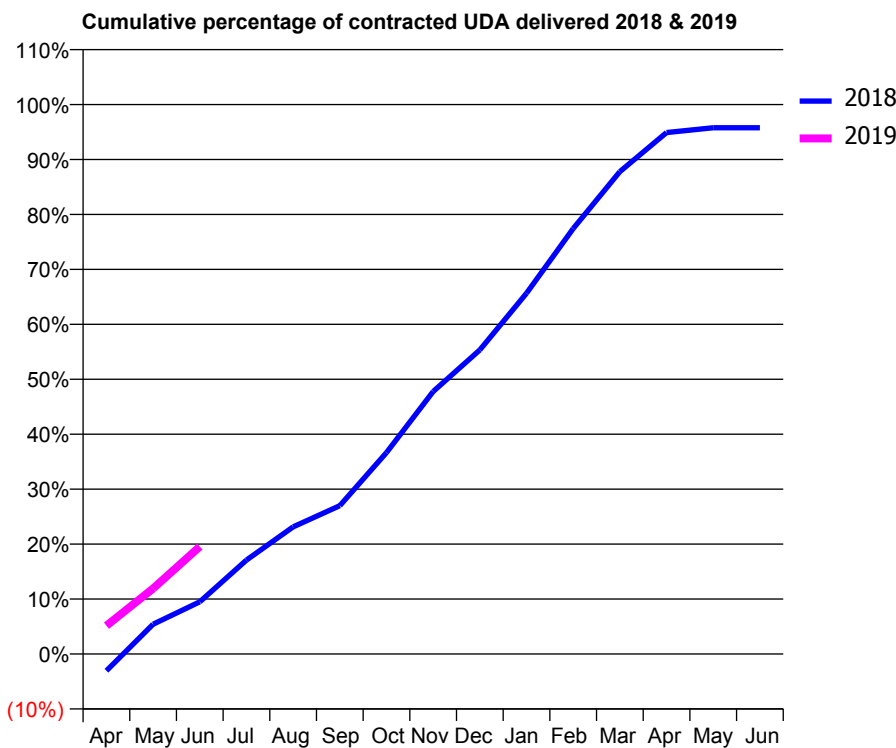
18/19 Contracted general activity (UDA)	5,952
Carry forward general activity (UDA)	0
18/19 Contracted orthodontic activity (UOA)	0
Carry forward orthodontic activity (UOA)	0
Baseline contract value	£155,935.62

ACCESS*

Patients seen in 24 months	Total	Change since previous quarter
Quarter ending June 2017	2,073	
Quarter ending September 2017	2,081	→
Quarter ending December 2017	2,262	↑
Quarter ending March 2018	2,467	↑
Quarter ending June 2018	2,621	↑
Variance since June 2017	26.4%	↑



ACTIVITY



Month	Adjusted Scheduled Activity (UDA)	
	2018	2019
April	-183	306
May	322	710
June	566	1,164
July	1,017	
August	1,377	
September	1,607	
October	2,181	
November	2,844	
December	3,295	
January	3,907	
February	4,609	
March	5,225	
April	5,649	
May	5,700	
June	5,700	

QUALITY

	Quantity	Base Number	Contract	AT	Region	England
% of FP17s for the same patient ID Re-attending within 3 months - Children	30	322	9.3%	9.9%	11.5%	11.5%
% of FP17s for the same patient ID Re-attending within 3 months - Adults	81	515	15.7%	15.7%	16.6%	15.4%
% of FP17s for the same patient ID Re-attending between 3 & 9 months - Children	159	322	49.4%	48.8%	48.8%	58.9%
% of FP17s for the same patient ID Re-attending between 3 & 9 months - Adults	217	515	42.1%	38.6%	39.3%	51.6%
% of FP17s for Band 1 Urgent Courses	80	529	15.1%	11.0%	10.6%	8.9%
% of FP17s Relating to Free Repair or Replacements	1	529	0.2%	0.5%	0.5%	0.8%
% of FP17s Relating to Continuations	2	529	0.4%	0.5%	0.7%	0.9%
% of Patients satisfied with the dentistry they have received	1	2	N/A	88.4%	90.4%	93.2%
% of Patients satisfied with the time they had to wait for an appointment	2	2	N/A	83.8%	85.3%	88.8%

* This is based on patients treated on this contract for their most recent course of treatment. Figures in italics indicate the base number of FP17s or Patient Questionnaire responses are less than 100. N/A is shown where the base number of responses is less than 10 during the period. % is calculated as Quantity/Base number*100

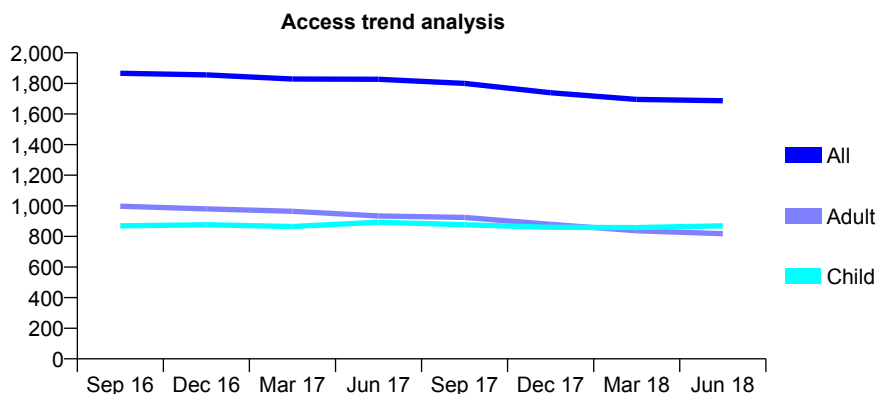
Q62 - Vital Signs At a Glance Contract Report for 186821/0001 - June 2018

Name or company name	Dr. S. Merali and Dr. F. Merali
Contract type name	GDS Contract
Purpose of contract	General
Contract start date	01/10/2012
Contract end date	

18/19 Contracted general activity (UDA)	7,761
Carry forward general activity (UDA)	0
18/19 Contracted orthodontic activity (UOA)	0
Carry forward orthodontic activity (UOA)	0
Baseline contract value	£237,376.87

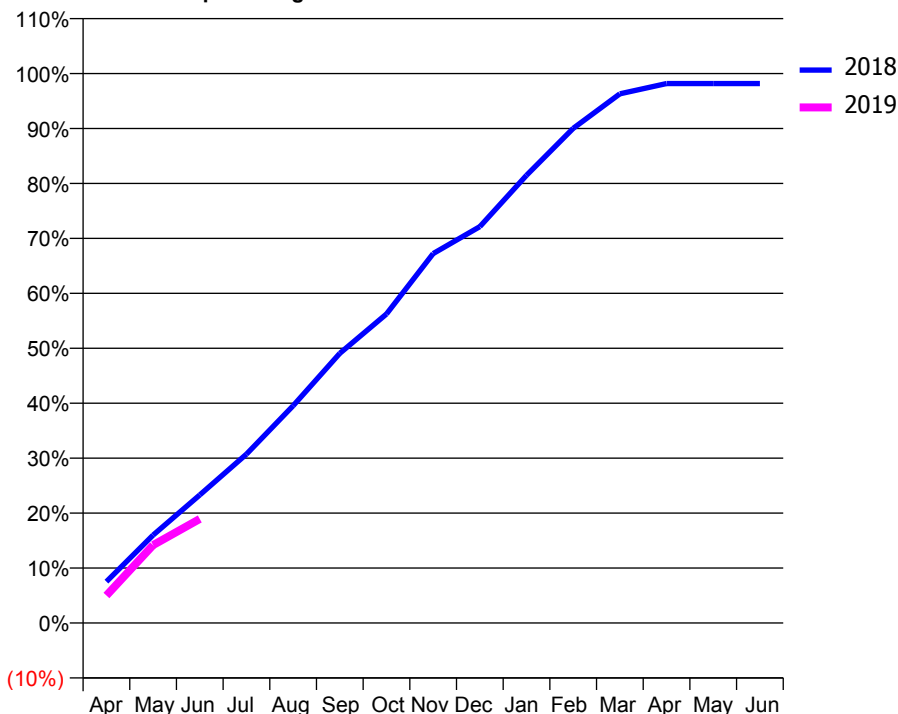
ACCESS*

Patients seen in 24 months	Total	Change since previous quarter
Quarter ending June 2017	1,827	
Quarter ending September 2017	1,800	↓
Quarter ending December 2017	1,739	↓
Quarter ending March 2018	1,695	↓
Quarter ending June 2018	1,687	→
Variance since June 2017	(7.7%)	↓



ACTIVITY

Cumulative percentage of contracted UDA delivered 2018 & 2019



Month	Adjusted Scheduled Activity (UDA)	
	2018	2019
April	585	390
May	1,242	1,101
June	1,809	1,470
July	2,385	
August	3,068	
September	3,810	
October	4,366	
November	5,218	
December	5,599	
January	6,324	
February	6,987	
March	7,473	
April	7,619	
May	7,619	
June	7,619	

QUALITY

	Quantity	Base Number	Contract	AT	Region	England
% of FP17s for the same patient ID Re-attending within 3 months - Children	32	351	9.1%	9.9%	11.5%	11.5%
% of FP17s for the same patient ID Re-attending within 3 months - Adults	26	233	11.2%	15.7%	16.6%	15.4%
% of FP17s for the same patient ID Re-attending between 3 & 9 months - Children	231	351	65.8%	48.8%	48.8%	58.9%
% of FP17s for the same patient ID Re-attending between 3 & 9 months - Adults	127	233	54.5%	38.6%	39.3%	51.6%
% of FP17s for Band 1 Urgent Courses	34	533	6.4%	11.0%	10.6%	8.9%
% of FP17s Relating to Free Repair or Replacements	0	533	0.0%	0.5%	0.5%	0.8%
% of FP17s Relating to Continuations	0	533	0.0%	0.5%	0.7%	0.9%
% of Patients satisfied with the dentistry they have received	1	1	N/A	88.4%	90.4%	93.2%
% of Patients satisfied with the time they had to wait for an appointment	1	1	N/A	83.8%	85.3%	88.8%

* This is based on patients treated on this contract for their most recent course of treatment. Figures in italics indicate the base number of FP17s or Patient Questionnaire responses are less than 100. N/A is shown where the base number of responses is less than 10 during the period. % is calculated as Quantity/Base number*100

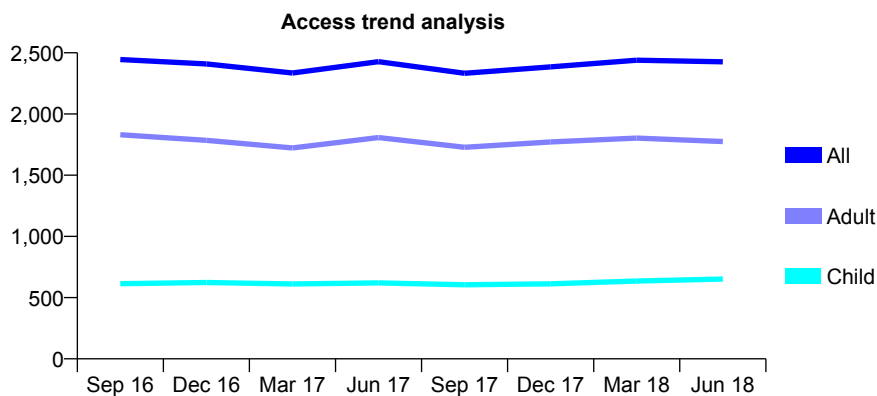
Q62 - Vital Signs At a Glance Contract Report for 187143/0001 - June 2018

Name or company name	Axfell Ltd T/A Bright Dental Practice
Contract type name	GDS Contract
Purpose of contract	General
Contract start date	01/01/2011
Contract end date	

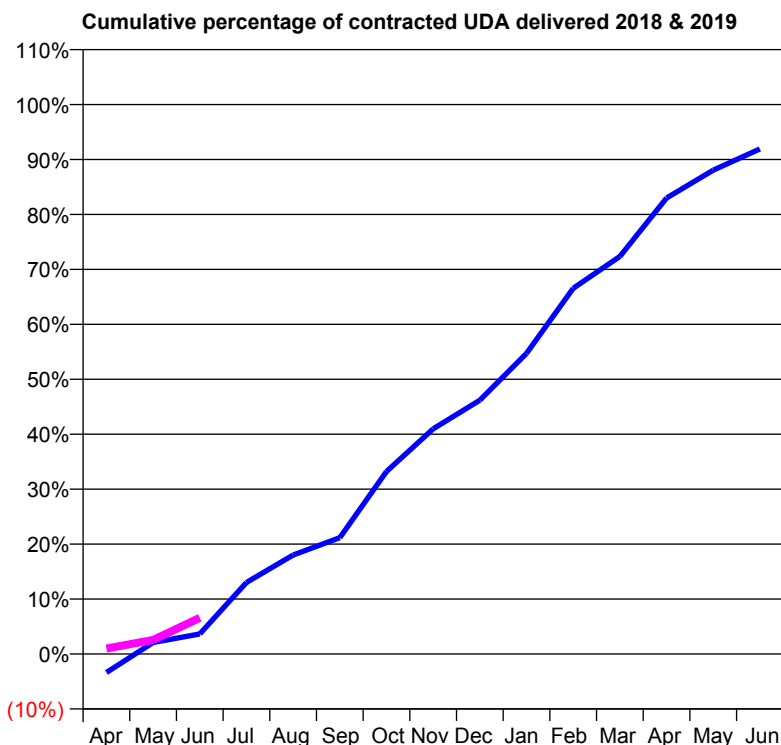
18/19 Contracted general activity (UDA)	8,560
Carry forward general activity (UDA)	0
18/19 Contracted orthodontic activity (UOA)	0
Carry forward orthodontic activity (UOA)	0
Baseline contract value	£199,571.50

ACCESS*

Patients seen in 24 months	Total	Change since previous quarter
Quarter ending June 2017	2,428	
Quarter ending September 2017	2,333	↓
Quarter ending December 2017	2,385	↑
Quarter ending March 2018	2,439	↑
Quarter ending June 2018	2,427	→
Variance since June 2017	(0.0%)	→



ACTIVITY



Month	Adjusted Scheduled Activity (UDA)	
	2018	2019
April	-289	85
May	180	219
June	313	564
July	1,115	
August	1,542	
September	1,812	
October	2,843	
November	3,506	
December	3,955	
January	4,684	
February	5,698	
March	6,194	
April	7,104	
May	7,537	
June	7,867	

QUALITY

	Quantity	Base Number	Contract	AT	Region	England
% of FP17s for the same patient ID Re-attending within 3 months - Children	10	225	4.4%	9.9%	11.5%	11.5%
% of FP17s for the same patient ID Re-attending within 3 months - Adults	55	441	12.5%	15.7%	16.6%	15.4%
% of FP17s for the same patient ID Re-attending between 3 & 9 months - Children	123	225	54.7%	48.8%	48.8%	58.9%
% of FP17s for the same patient ID Re-attending between 3 & 9 months - Adults	197	441	44.7%	38.6%	39.3%	51.6%
% of FP17s for Band 1 Urgent Courses	20	241	8.3%	11.0%	10.6%	8.9%
% of FP17s Relating to Free Repair or Replacements	3	241	1.2%	0.5%	0.5%	0.8%
% of FP17s Relating to Continuations	4	241	1.7%	0.5%	0.7%	0.9%
% of Patients satisfied with the dentistry they have received	4	4	N/A	88.4%	90.4%	93.2%
% of Patients satisfied with the time they had to wait for an appointment	4	4	N/A	83.8%	85.3%	88.8%

* This is based on patients treated on this contract for their most recent course of treatment. Figures in italics indicate the base number of FP17s or Patient Questionnaire responses are less than 100. N/A is shown where the base number of responses is less than 10 during the period. % is calculated as Quantity/Base number*100

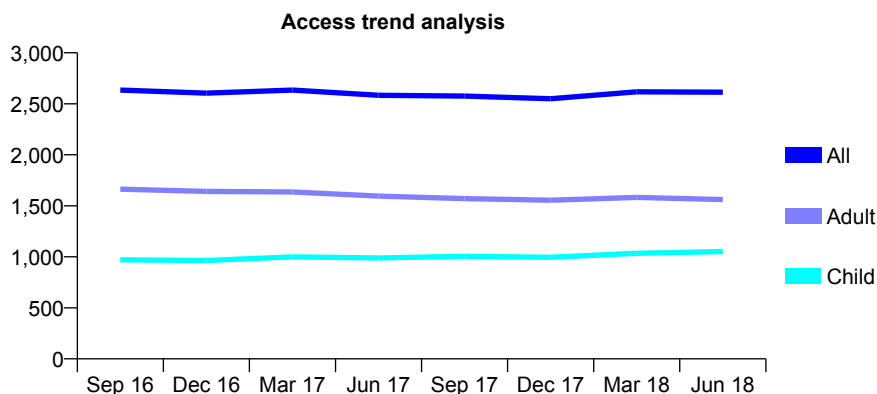
Q62 - Vital Signs At a Glance Contract Report for 189286/0001 - June 2018

Name or company name	MR M AL-JUBBAWY & MISS N JUBBAWY
Contract type name	GDS Contract
Purpose of contract	General
Contract start date	01/10/2012
Contract end date	

18/19 Contracted general activity (UDA)	8,503
Carry forward general activity (UDA)	0
18/19 Contracted orthodontic activity (UOA)	0
Carry forward orthodontic activity (UOA)	0
Baseline contract value	£262,820.28

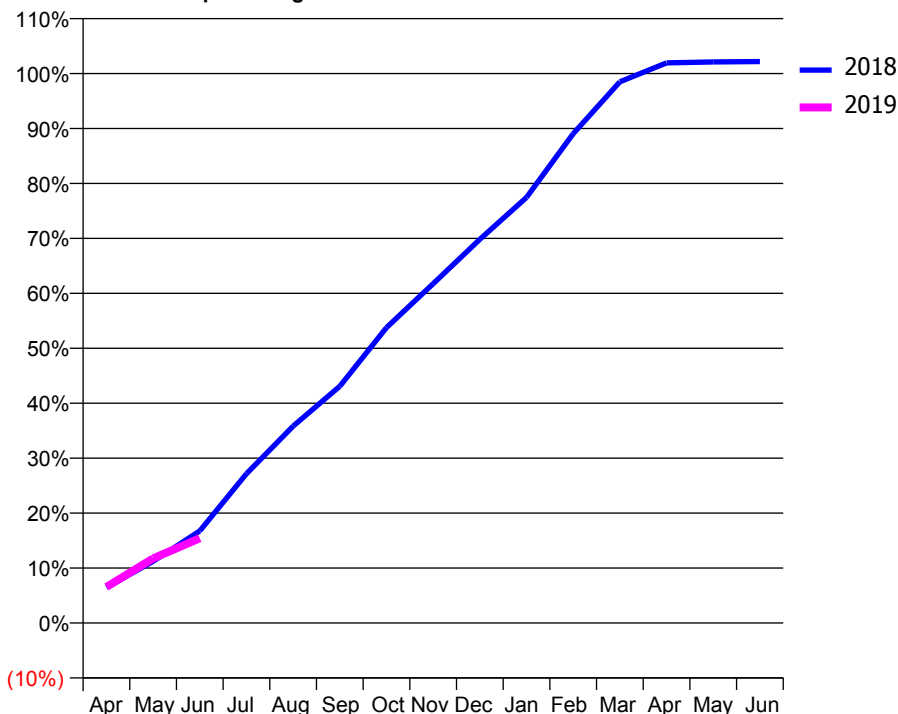
ACCESS*

Patients seen in 24 months	Total	Change since previous quarter
Quarter ending June 2017	2,584	
Quarter ending September 2017	2,576	→
Quarter ending December 2017	2,550	↓
Quarter ending March 2018	2,618	↑
Quarter ending June 2018	2,614	→
Variance since June 2017	1.2%	→



ACTIVITY

Cumulative percentage of contracted UDA delivered 2018 & 2019



Adjusted Scheduled Activity (UDA)

Month	2018	2019
April	549	558
May	955	1,000
June	1,426	1,311
July	2,310	
August	3,047	
September	3,663	
October	4,572	
November	5,250	
December	5,938	
January	6,586	
February	7,573	
March	8,374	
April	8,667	
May	8,681	
June	8,687	

QUALITY

	Quantity	Base Number	Contract	AT	Region	England
% of FP17s for the same patient ID Re-attending within 3 months - Children	6	258	2.3%	9.9%	11.5%	11.5%
% of FP17s for the same patient ID Re-attending within 3 months - Adults	29	295	9.8%	15.7%	16.6%	15.4%
% of FP17s for the same patient ID Re-attending between 3 & 9 months - Children	106	258	41.1%	48.8%	48.8%	58.9%
% of FP17s for the same patient ID Re-attending between 3 & 9 months - Adults	107	295	36.3%	38.6%	39.3%	51.6%
% of FP17s for Band 1 Urgent Courses	28	423	6.6%	11.0%	10.6%	8.9%
% of FP17s Relating to Free Repair or Replacements	0	423	0.0%	0.5%	0.5%	0.8%
% of FP17s Relating to Continuations	1	423	0.2%	0.5%	0.7%	0.9%
% of Patients satisfied with the dentistry they have received	0	0	N/A	88.4%	90.4%	93.2%
% of Patients satisfied with the time they had to wait for an appointment	0	0	N/A	83.8%	85.3%	88.8%

* This is based on patients treated on this contract for their most recent course of treatment. Figures in italics indicate the base number of FP17s or Patient Questionnaire responses are less than 100. N/A is shown where the base number of responses is less than 10 during the period. % is calculated as Quantity/Base number*100

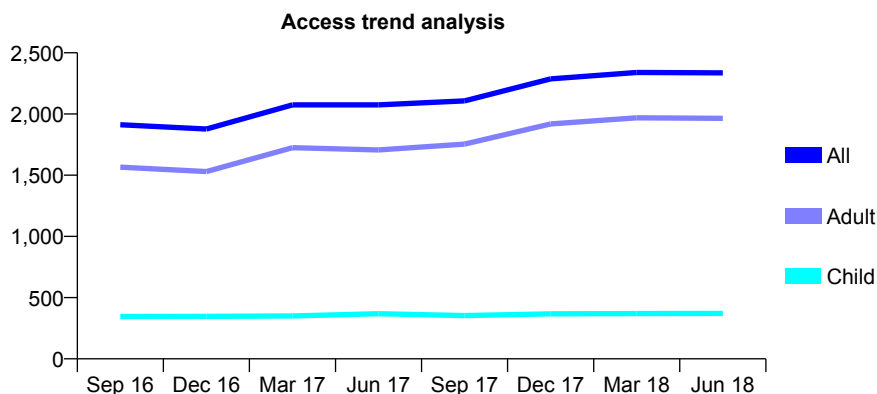
Q62 - Vital Signs At a Glance Contract Report for 189812/0001 - June 2018

Name or company name	MS M ZHAND
Contract type name	GDS Contract
Purpose of contract	General
Contract start date	01/08/2010
Contract end date	

18/19 Contracted general activity (UDA)	6,084
Carry forward general activity (UDA)	0
18/19 Contracted orthodontic activity (UOA)	0
Carry forward orthodontic activity (UOA)	0
Baseline contract value	£211,182.80

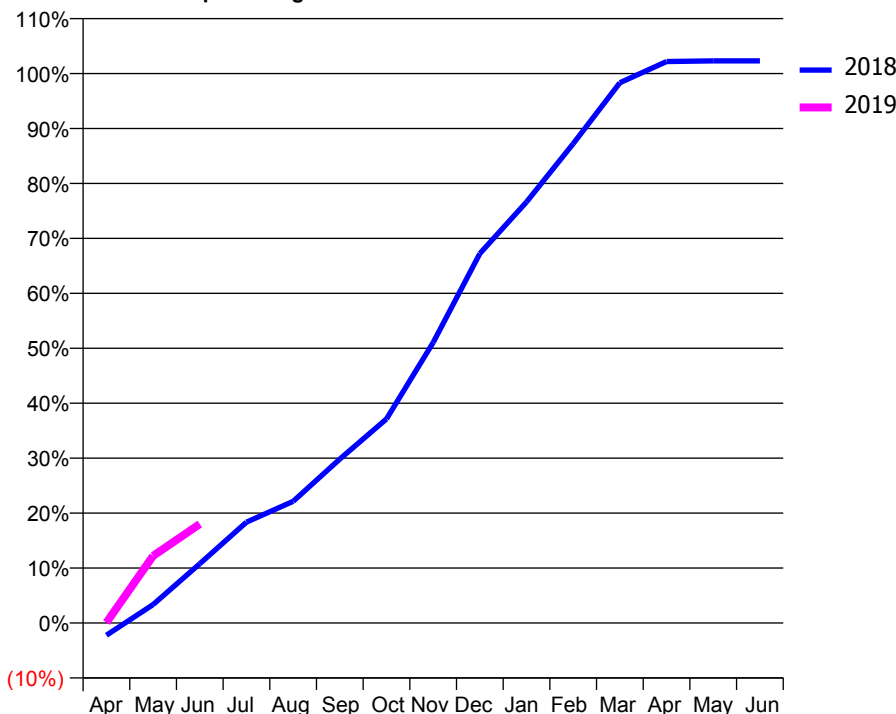
ACCESS*

Patients seen in 24 months	Total	Change since previous quarter
Quarter ending June 2017	2,075	
Quarter ending September 2017	2,107	→
Quarter ending December 2017	2,287	↑
Quarter ending March 2018	2,339	↑
Quarter ending June 2018	2,336	→
Variance since June 2017	12.6%	↑



ACTIVITY

Cumulative percentage of contracted UDA delivered 2018 & 2019



Month	Adjusted Scheduled Activity (UDA)	
	2018	2019
April	-137	5
May	204	743
June	656	1,096
July	1,117	
August	1,348	
September	1,815	
October	2,260	
November	3,105	
December	4,090	
January	4,662	
February	5,308	
March	5,981	
April	6,217	
May	6,224	
June	6,224	

QUALITY

	Quantity	Base Number	Contract	AT	Region	England
% of FP17s for the same patient ID Re-attending within 3 months - Children	3	93	3.2%	9.9%	11.5%	11.5%
% of FP17s for the same patient ID Re-attending within 3 months - Adults	23	365	6.3%	15.7%	16.6%	15.4%
% of FP17s for the same patient ID Re-attending between 3 & 9 months - Children	57	93	61.3%	48.8%	48.8%	58.9%
% of FP17s for the same patient ID Re-attending between 3 & 9 months - Adults	106	365	29.0%	38.6%	39.3%	51.6%
% of FP17s for Band 1 Urgent Courses	19	366	5.2%	11.0%	10.6%	8.9%
% of FP17s Relating to Free Repair or Replacements	0	366	0.0%	0.5%	0.5%	0.8%
% of FP17s Relating to Continuations	1	366	0.3%	0.5%	0.7%	0.9%
% of Patients satisfied with the dentistry they have received	1	1	N/A	88.4%	90.4%	93.2%
% of Patients satisfied with the time they had to wait for an appointment	1	1	N/A	83.8%	85.3%	88.8%

* This is based on patients treated on this contract for their most recent course of treatment. Figures in italics indicate the base number of FP17s or Patient Questionnaire responses are less than 100. N/A is shown where the base number of responses is less than 10 during the period. % is calculated as Quantity/Base number*100

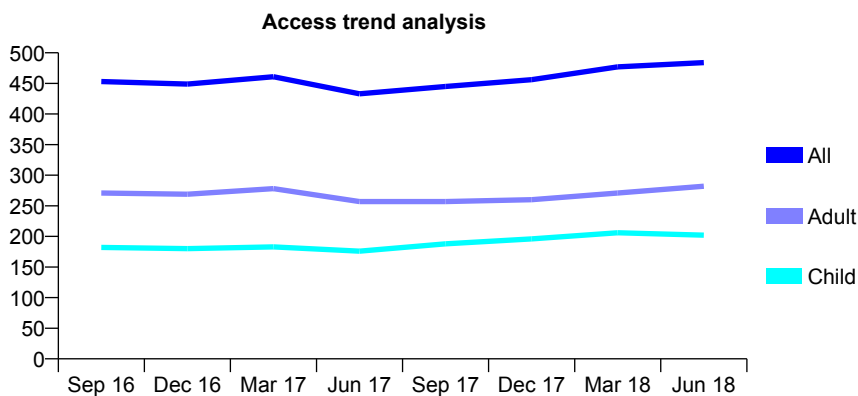
Q62 - Vital Signs At a Glance Contract Report for 190195/0003 - June 2018

Name or company name	Xeon Smiles UK Ltd
Contract type name	GDS Contract
Purpose of contract	General
Contract start date	01/04/2006
Contract end date	

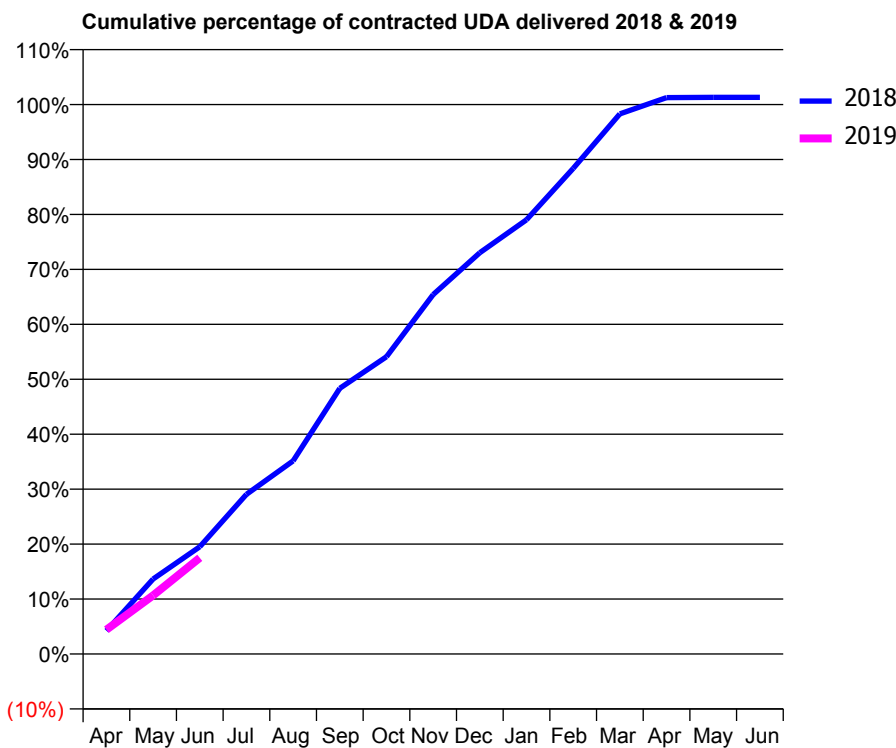
18/19 Contracted general activity (UDA)	2,685
Carry forward general activity (UDA)	0
18/19 Contracted orthodontic activity (UOA)	0
Carry forward orthodontic activity (UOA)	0
Baseline contract value	£65,590.63

ACCESS*

Patients seen in 24 months	Total	Change since previous quarter
Quarter ending June 2017	433	
Quarter ending September 2017	445	↑
Quarter ending December 2017	456	↑
Quarter ending March 2018	477	↑
Quarter ending June 2018	484	→
Variance since June 2017	11.8%	↑



ACTIVITY



Month	Adjusted Scheduled Activity (UDA)	
	2018	2019
April	113	119
May	367	286
June	524	470
July	780	
August	944	
September	1,298	
October	1,453	
November	1,756	
December	1,961	
January	2,122	
February	2,373	
March	2,639	
April	2,719	
May	2,720	
June	2,720	

QUALITY

	Quantity	Base Number	Contract	AT	Region	England
% of FP17s for the same patient ID Re-attending within 3 months - Children	13	82	15.9%	9.9%	11.5%	11.5%
% of FP17s for the same patient ID Re-attending within 3 months - Adults	25	97	25.8%	15.7%	16.6%	15.4%
% of FP17s for the same patient ID Re-attending between 3 & 9 months - Children	50	82	61.0%	48.8%	48.8%	58.9%
% of FP17s for the same patient ID Re-attending between 3 & 9 months - Adults	55	97	56.7%	38.6%	39.3%	51.6%
% of FP17s for Band 1 Urgent Courses	9	147	6.1%	11.0%	10.6%	8.9%
% of FP17s Relating to Free Repair or Replacements	2	147	1.4%	0.5%	0.5%	0.8%
% of FP17s Relating to Continuations	0	147	0.0%	0.5%	0.7%	0.9%
% of Patients satisfied with the dentistry they have received	1	1	N/A	88.4%	90.4%	93.2%
% of Patients satisfied with the time they had to wait for an appointment	1	1	N/A	83.8%	85.3%	88.8%

* This is based on patients treated on this contract for their most recent course of treatment. Figures in italics indicate the base number of FP17s or Patient Questionnaire responses are less than 100. N/A is shown where the base number of responses is less than 10 during the period. % is calculated as Quantity/Base number*100

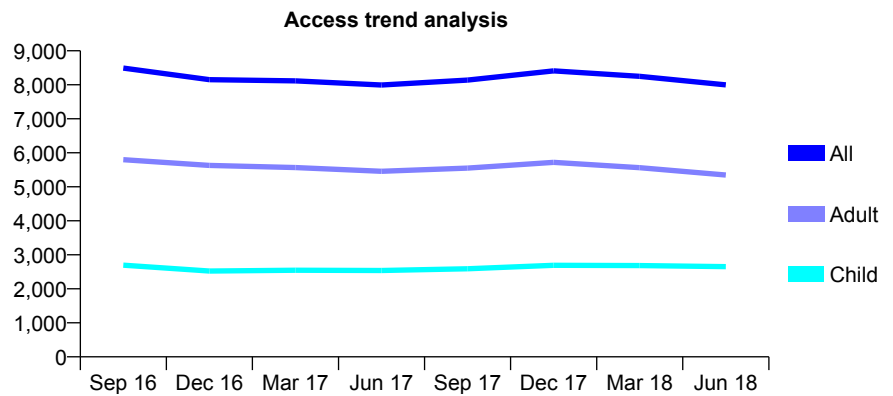
Q62 - Vital Signs At a Glance Contract Report for 191345/0001 - June 2018

Name or company name	Mr. AS Yousif and Mr. ZM Shamoon
Contract type name	GDS Contract
Purpose of contract	General
Contract start date	01/05/2013
Contract end date	

18/19 Contracted general activity (UDA)	22,048
Carry forward general activity (UDA)	0
18/19 Contracted orthodontic activity (UOA)	0
Carry forward orthodontic activity (UOA)	0
Baseline contract value	£603,767.13

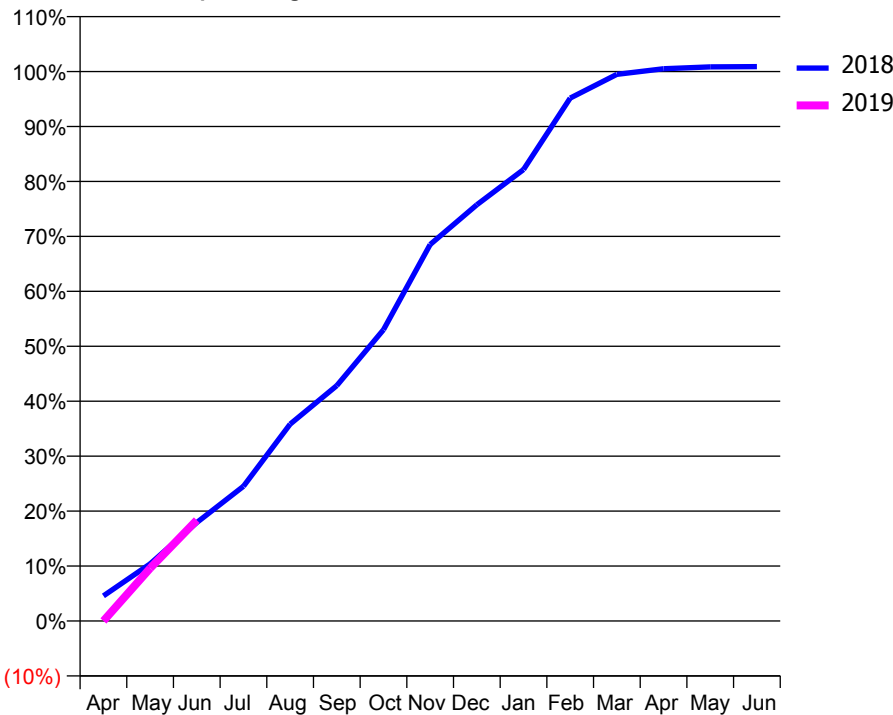
ACCESS*

Patients seen in 24 months	Total	Change since previous quarter
Quarter ending June 2017	7,995	
Quarter ending September 2017	8,140	→
Quarter ending December 2017	8,411	↑
Quarter ending March 2018	8,250	↓
Quarter ending June 2018	7,997	↓
Variance since June 2017	0.0%	→



ACTIVITY

Cumulative percentage of contracted UDA delivered 2018 & 2019



Month	Adjusted Scheduled Activity (UDA)	
	2018	2019
April	1,011	0
May	2,292	2,115
June	3,949	4,046
July	5,404	
August	7,898	
September	9,446	
October	11,686	
November	15,104	
December	16,700	
January	18,115	
February	20,980	
March	21,932	
April	22,158	
May	22,234	
June	22,245	

QUALITY

	Quantity	Base Number	Contract	AT	Region	England
% of FP17s for the same patient ID Re-attending within 3 months - Children	51	795	6.4%	9.9%	11.5%	11.5%
% of FP17s for the same patient ID Re-attending within 3 months - Adults	165	1,269	13.0%	15.7%	16.6%	15.4%
% of FP17s for the same patient ID Re-attending between 3 & 9 months - Children	399	795	50.2%	48.8%	48.8%	58.9%
% of FP17s for the same patient ID Re-attending between 3 & 9 months - Adults	427	1,269	33.6%	38.6%	39.3%	51.6%
% of FP17s for Band 1 Urgent Courses	218	1,737	12.6%	11.0%	10.6%	8.9%
% of FP17s Relating to Free Repair or Replacements	1	1,737	0.1%	0.5%	0.5%	0.8%
% of FP17s Relating to Continuations	3	1,737	0.2%	0.5%	0.7%	0.9%
% of Patients satisfied with the dentistry they have received	2	3	N/A	88.4%	90.4%	93.2%
% of Patients satisfied with the time they had to wait for an appointment	1	3	N/A	83.8%	85.3%	88.8%

* This is based on patients treated on this contract for their most recent course of treatment. Figures in italics indicate the base number of FP17s or Patient Questionnaire responses are less than 100. N/A is shown where the base number of responses is less than 10 during the period. % is calculated as Quantity/Base number*100

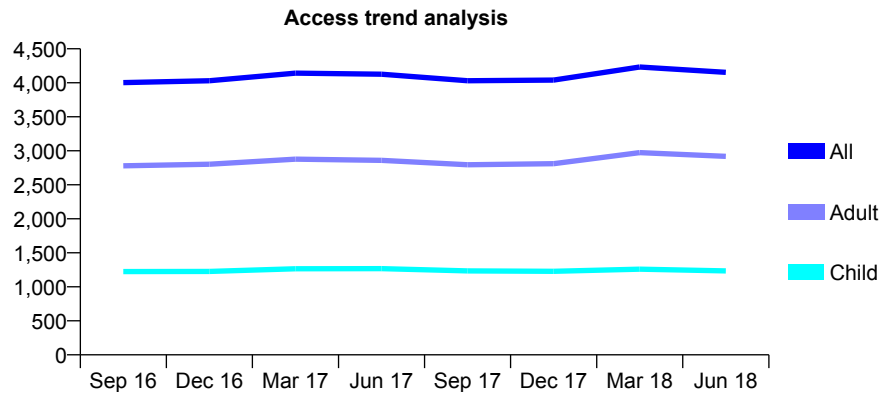
Q62 - Vital Signs At a Glance Contract Report for 191507/0001 - June 2018

Name or company name	Perfect Smile
Contract type name	GDS Contract
Purpose of contract	General
Contract start date	01/01/2012
Contract end date	

18/19 Contracted general activity (UDA)	9,616
Carry forward general activity (UDA)	0
18/19 Contracted orthodontic activity (UOA)	0
Carry forward orthodontic activity (UOA)	0
Baseline contract value	£253,849.76

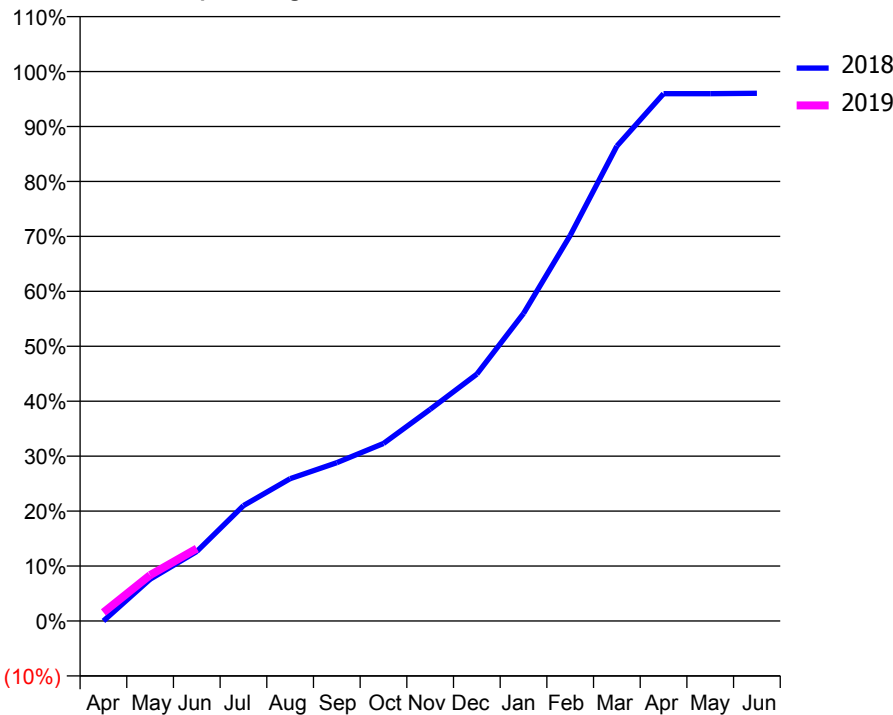
ACCESS*

Patients seen in 24 months	Total	Change since previous quarter
Quarter ending June 2017	4,127	
Quarter ending September 2017	4,031	↓
Quarter ending December 2017	4,040	→
Quarter ending March 2018	4,233	↑
Quarter ending June 2018	4,153	↓
Variance since June 2017	0.6%	→



ACTIVITY

Cumulative percentage of contracted UDA delivered 2018 & 2019



Month	Adjusted Scheduled Activity (UDA)	
	2018	2019
April	1	151
May	732	804
June	1,217	1,269
July	2,019	
August	2,491	
September	2,772	
October	3,107	
November	3,704	
December	4,321	
January	5,383	
February	6,748	
March	8,310	
April	9,229	
May	9,228	
June	9,234	

QUALITY

	Quantity	Base Number	Contract	AT	Region	England
% of FP17s for the same patient ID Re-attending within 3 months - Children	26	282	9.2%	9.9%	11.5%	11.5%
% of FP17s for the same patient ID Re-attending within 3 months - Adults	110	632	17.4%	15.7%	16.6%	15.4%
% of FP17s for the same patient ID Re-attending between 3 & 9 months - Children	125	282	44.3%	48.8%	48.8%	58.9%
% of FP17s for the same patient ID Re-attending between 3 & 9 months - Adults	170	632	26.9%	38.6%	39.3%	51.6%
% of FP17s for Band 1 Urgent Courses	116	601	19.3%	11.0%	10.6%	8.9%
% of FP17s Relating to Free Repair or Replacements	1	601	0.2%	0.5%	0.5%	0.8%
% of FP17s Relating to Continuations	2	601	0.3%	0.5%	0.7%	0.9%
% of Patients satisfied with the dentistry they have received	3	3	N/A	88.4%	90.4%	93.2%
% of Patients satisfied with the time they had to wait for an appointment	3	3	N/A	83.8%	85.3%	88.8%

* This is based on patients treated on this contract for their most recent course of treatment. Figures in italics indicate the base number of FP17s or Patient Questionnaire responses are less than 100. N/A is shown where the base number of responses is less than 10 during the period. % is calculated as Quantity/Base number*100

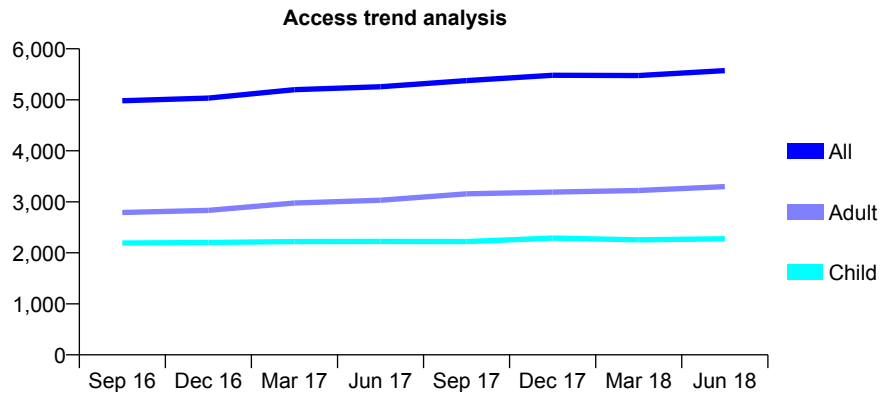
Q62 - Vital Signs At a Glance Contract Report for 193631/0001 - June 2018

Name or company name	Dr Natasha Luthra & Dr Trishna Dhot
Contract type name	GDS Contract
Purpose of contract	General
Contract start date	01/06/2013
Contract end date	

18/19 Contracted general activity (UDA)	12,297
Carry forward general activity (UDA)	0
18/19 Contracted orthodontic activity (UOA)	0
Carry forward orthodontic activity (UOA)	0
Baseline contract value	£272,408.55

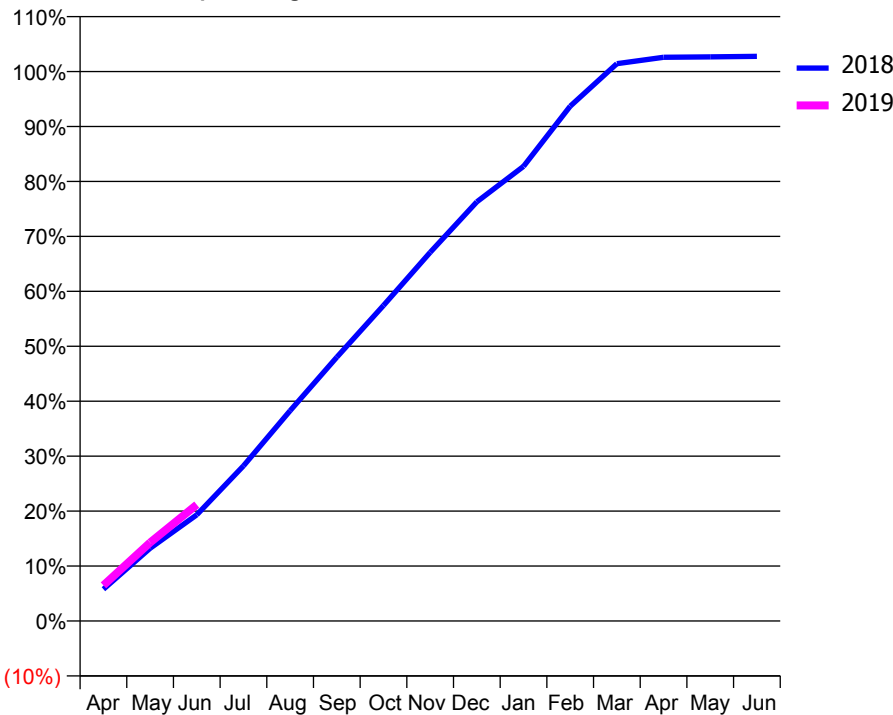
ACCESS*

Patients seen in 24 months	Total	Change since previous quarter
Quarter ending June 2017	5,255	
Quarter ending September 2017	5,376	↑
Quarter ending December 2017	5,480	→
Quarter ending March 2018	5,475	→
Quarter ending June 2018	5,572	→
Variance since June 2017	6.0%	↑



ACTIVITY

Cumulative percentage of contracted UDA delivered 2018 & 2019



Adjusted Scheduled Activity (UDA)		
Month	2018	2019
April	711	799
May	1,628	1,755
June	2,376	2,604
July	3,471	
August	4,708	
September	5,903	
October	7,062	
November	8,250	
December	9,381	
January	10,175	
February	11,520	
March	12,473	
April	12,616	
May	12,626	
June	12,636	

QUALITY

	Quantity	Base Number	Contract	AT	Region	England
% of FP17s for the same patient ID Re-attending within 3 months - Children	33	673	4.9%	9.9%	11.5%	11.5%
% of FP17s for the same patient ID Re-attending within 3 months - Adults	76	831	9.1%	15.7%	16.6%	15.4%
% of FP17s for the same patient ID Re-attending between 3 & 9 months - Children	371	673	55.1%	48.8%	48.8%	58.9%
% of FP17s for the same patient ID Re-attending between 3 & 9 months - Adults	395	831	47.5%	38.6%	39.3%	51.6%
% of FP17s for Band 1 Urgent Courses	79	1,439	5.5%	11.0%	10.6%	8.9%
% of FP17s Relating to Free Repair or Replacements	9	1,439	0.6%	0.5%	0.5%	0.8%
% of FP17s Relating to Continuations	1	1,439	0.1%	0.5%	0.7%	0.9%
% of Patients satisfied with the dentistry they have received	2	2	N/A	88.4%	90.4%	93.2%
% of Patients satisfied with the time they had to wait for an appointment	1	2	N/A	83.8%	85.3%	88.8%

* This is based on patients treated on this contract for their most recent course of treatment. Figures in italics indicate the base number of FP17s or Patient Questionnaire responses are less than 100. N/A is shown where the base number of responses is less than 10 during the period. % is calculated as Quantity/Base number*100

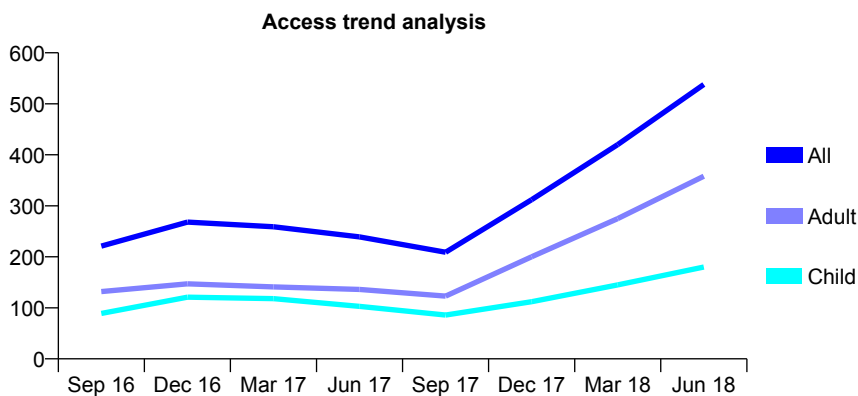
Q62 - Vital Signs At a Glance Contract Report for 194522/0001 - June 2018

Name or company name	Bhutta, Padayachee and associates
Contract type name	GDS Contract
Purpose of contract	General
Contract start date	01/04/2011
Contract end date	

18/19 Contracted general activity (UDA)	720
Carry forward general activity (UDA)	0
18/19 Contracted orthodontic activity (UOA)	0
Carry forward orthodontic activity (UOA)	0
Baseline contract value	£19,793.85

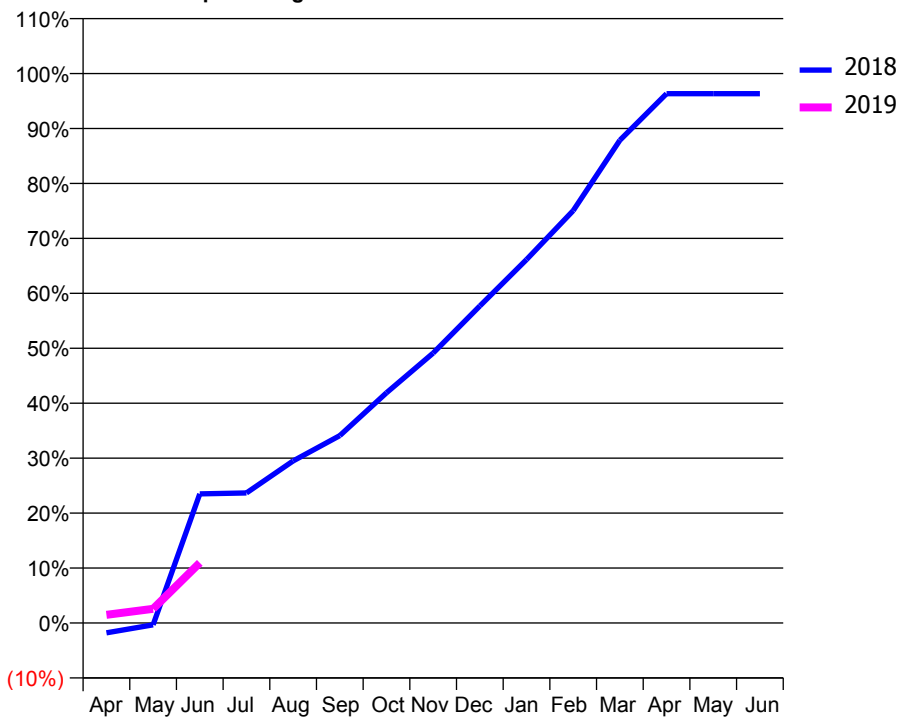
ACCESS*

Patients seen in 24 months	Total	Change since previous quarter
Quarter ending June 2017	239	
Quarter ending September 2017	209	↓
Quarter ending December 2017	312	↑
Quarter ending March 2018	420	↑
Quarter ending June 2018	538	↑
Variance since June 2017	125.1%	↑



ACTIVITY

Cumulative percentage of contracted UDA delivered 2018 & 2019



Month	Adjusted Scheduled Activity (UDA)	
	2018	2019
April	-13	11
May	-3	19
June	169	79
July	170	
August	212	
September	246	
October	302	
November	354	
December	415	
January	476	
February	540	
March	633	
April	694	
May	694	
June	694	

QUALITY

	Quantity	Base Number	Contract	AT	Region	England
% of FP17s for the same patient ID Re-attending within 3 months - Children	4	67	6.0%	9.9%	11.5%	11.5%
% of FP17s for the same patient ID Re-attending within 3 months - Adults	13	152	8.6%	15.7%	16.6%	15.4%
% of FP17s for the same patient ID Re-attending between 3 & 9 months - Children	16	67	23.9%	48.8%	48.8%	58.9%
% of FP17s for the same patient ID Re-attending between 3 & 9 months - Adults	11	152	7.2%	38.6%	39.3%	51.6%
% of FP17s for Band 1 Urgent Courses	9	28	32.1%	11.0%	10.6%	8.9%
% of FP17s Relating to Free Repair or Replacements	0	28	0.0%	0.5%	0.5%	0.8%
% of FP17s Relating to Continuations	0	28	0.0%	0.5%	0.7%	0.9%
% of Patients satisfied with the dentistry they have received	1	1	N/A	88.4%	90.4%	93.2%
% of Patients satisfied with the time they had to wait for an appointment	1	1	N/A	83.8%	85.3%	88.8%

* This is based on patients treated on this contract for their most recent course of treatment. Figures in italics indicate the base number of FP17s or Patient Questionnaire responses are less than 100. N/A is shown where the base number of responses is less than 10 during the period. % is calculated as Quantity/Base number*100

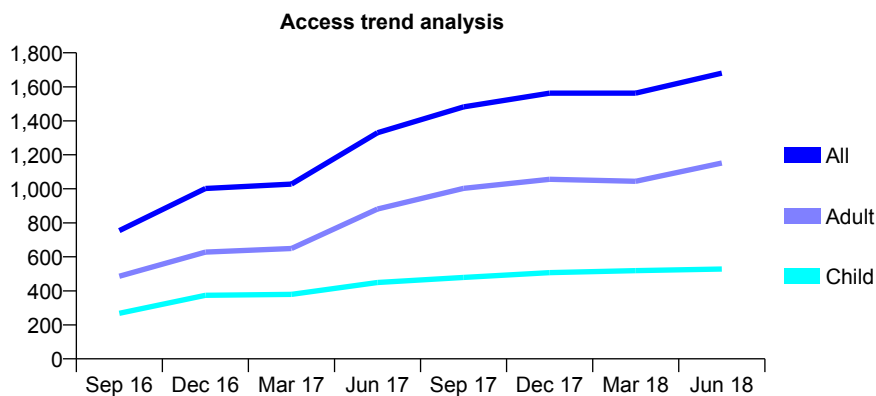
Q62 - Vital Signs At a Glance Contract Report for 198080/0001 - June 2018

Name or company name	Smile For Life
Contract type name	GDS Contract
Purpose of contract	General
Contract start date	01/11/2015
Contract end date	

18/19 Contracted general activity (UDA)	8,136
Carry forward general activity (UDA)	0
18/19 Contracted orthodontic activity (UOA)	0
Carry forward orthodontic activity (UOA)	0
Baseline contract value	£286,594.54

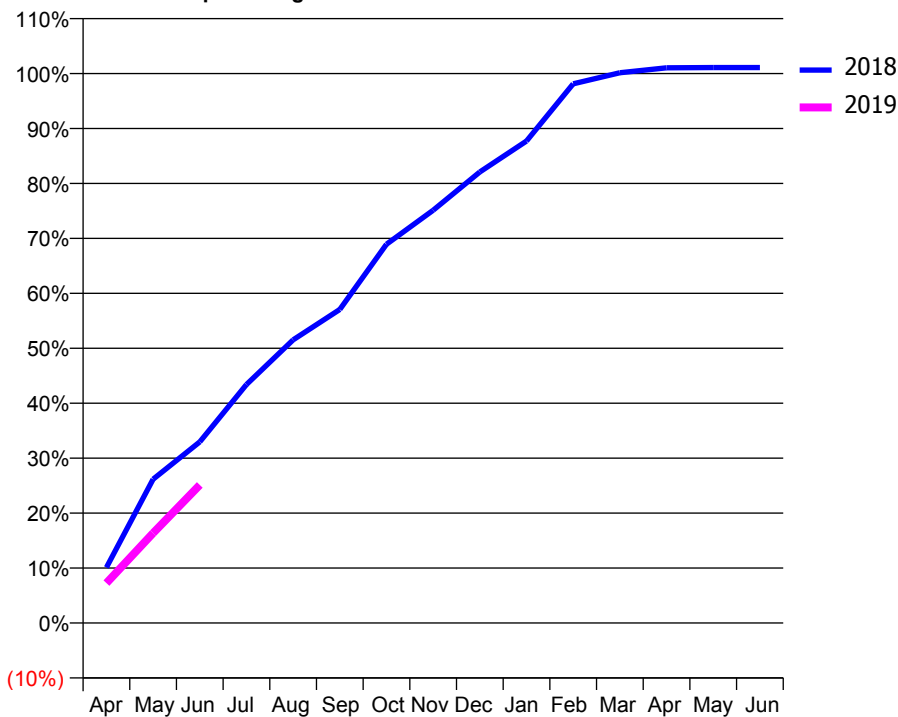
ACCESS*

Patients seen in 24 months	Total	Change since previous quarter
Quarter ending June 2017	1,330	
Quarter ending September 2017	1,482	↑
Quarter ending December 2017	1,563	↑
Quarter ending March 2018	1,563	→
Quarter ending June 2018	1,680	↑
Variance since June 2017	26.3%	↑



ACTIVITY

Cumulative percentage of contracted UDA delivered 2018 & 2019



Month	Adjusted Scheduled Activity (UDA)	
	2018	2019
April	822	592
May	2,129	1,331
June	2,682	2,045
July	3,531	
August	4,193	
September	4,642	
October	5,608	
November	6,111	
December	6,678	
January	7,136	
February	7,983	
March	8,146	
April	8,219	
May	8,223	
June	8,223	

QUALITY

	Quantity	Base Number	Contract	AT	Region	England
% of FP17s for the same patient ID Re-attending within 3 months - Children	11	166	6.6%	9.9%	11.5%	11.5%
% of FP17s for the same patient ID Re-attending within 3 months - Adults	23	402	5.7%	15.7%	16.6%	15.4%
% of FP17s for the same patient ID Re-attending between 3 & 9 months - Children	90	166	54.2%	48.8%	48.8%	58.9%
% of FP17s for the same patient ID Re-attending between 3 & 9 months - Adults	187	402	46.5%	38.6%	39.3%	51.6%
% of FP17s for Band 1 Urgent Courses	2	503	0.4%	11.0%	10.6%	8.9%
% of FP17s Relating to Free Repair or Replacements	1	503	0.2%	0.5%	0.5%	0.8%
% of FP17s Relating to Continuations	5	503	1.0%	0.5%	0.7%	0.9%
% of Patients satisfied with the dentistry they have received	0	0	N/A	88.4%	90.4%	93.2%
% of Patients satisfied with the time they had to wait for an appointment	0	0	N/A	83.8%	85.3%	88.8%

* This is based on patients treated on this contract for their most recent course of treatment. Figures in italics indicate the base number of FP17s or Patient Questionnaire responses are less than 100. N/A is shown where the base number of responses is less than 10 during the period. % is calculated as Quantity/Base number*100

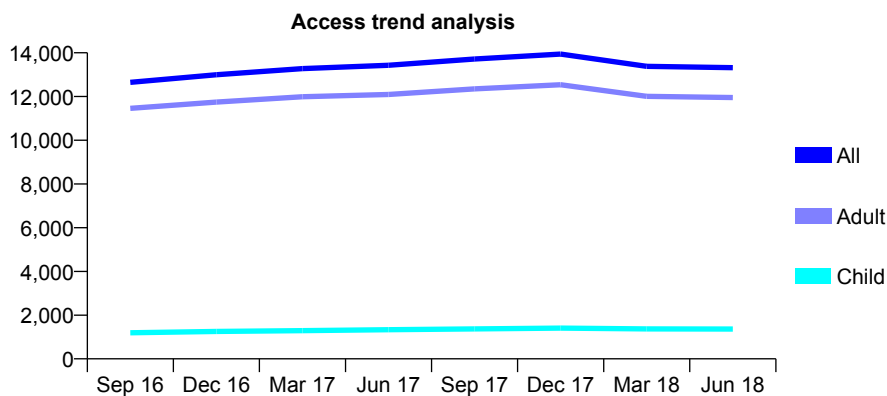
Q62 - Vital Signs At a Glance Contract Report for 199303/0001 - June 2018

Name or company name	Mrs R Szasz & Miss E Szasz
Contract type name	GDS Contract
Purpose of contract	General
Contract start date	01/07/2012
Contract end date	

18/19 Contracted general activity (UDA)	32,422
Carry forward general activity (UDA)	0
18/19 Contracted orthodontic activity (UOA)	0
Carry forward orthodontic activity (UOA)	0
Baseline contract value	£1,144,873.33

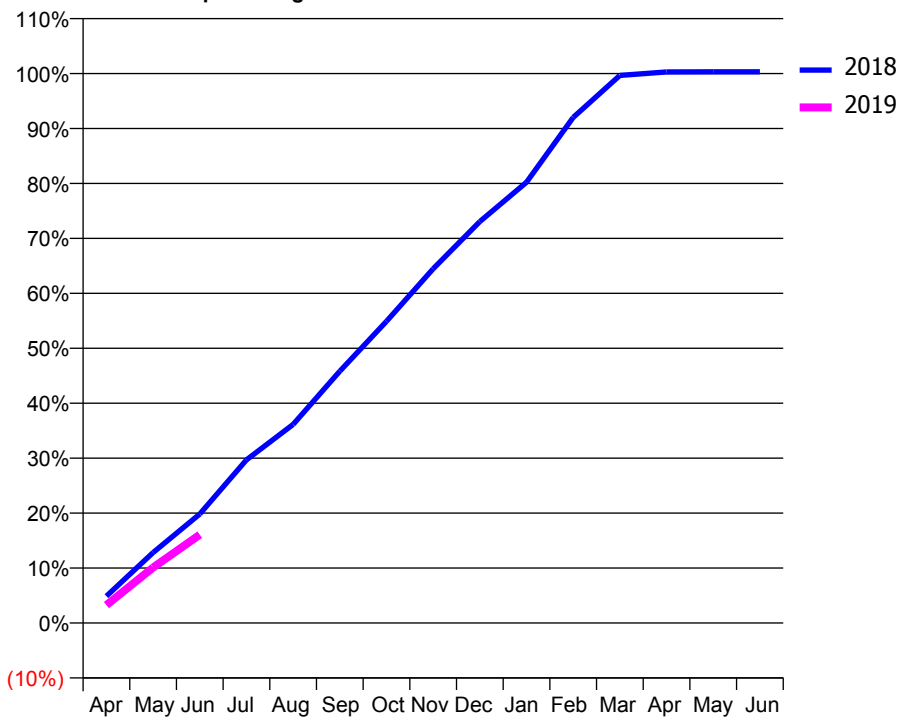
ACCESS*

Patients seen in 24 months	Total	Change since previous quarter
Quarter ending June 2017	13,430	
Quarter ending September 2017	13,719	↑
Quarter ending December 2017	13,944	→
Quarter ending March 2018	13,378	↓
Quarter ending June 2018	13,321	→
Variance since June 2017	(0.8%)	→



ACTIVITY

Cumulative percentage of contracted UDA delivered 2018 & 2019



Month	Adjusted Scheduled Activity (UDA)	
	2018	2019
April	1,589	1,056
May	4,158	3,280
June	6,428	5,213
July	9,629	
August	11,718	
September	14,860	
October	17,798	
November	20,900	
December	23,685	
January	26,010	
February	29,828	
March	32,305	
April	32,516	
May	32,520	
June	32,520	

QUALITY

	Quantity	Base Number	Contract	AT	Region	England
% of FP17s for the same patient ID Re-attending within 3 months - Children	13	224	5.8%	9.9%	11.5%	11.5%
% of FP17s for the same patient ID Re-attending within 3 months - Adults	313	2,195	14.3%	15.7%	16.6%	15.4%
% of FP17s for the same patient ID Re-attending between 3 & 9 months - Children	70	224	31.3%	48.8%	48.8%	58.9%
% of FP17s for the same patient ID Re-attending between 3 & 9 months - Adults	507	2,195	23.1%	38.6%	39.3%	51.6%
% of FP17s for Band 1 Urgent Courses	544	2,191	24.8%	11.0%	10.6%	8.9%
% of FP17s Relating to Free Repair or Replacements	24	2,191	1.1%	0.5%	0.5%	0.8%
% of FP17s Relating to Continuations	11	2,191	0.5%	0.5%	0.7%	0.9%
% of Patients satisfied with the dentistry they have received	6	6	N/A	88.4%	90.4%	93.2%
% of Patients satisfied with the time they had to wait for an appointment	6	6	N/A	83.8%	85.3%	88.8%

* This is based on patients treated on this contract for their most recent course of treatment. Figures in italics indicate the base number of FP17s or Patient Questionnaire responses are less than 100. N/A is shown where the base number of responses is less than 10 during the period. % is calculated as Quantity/Base number*100

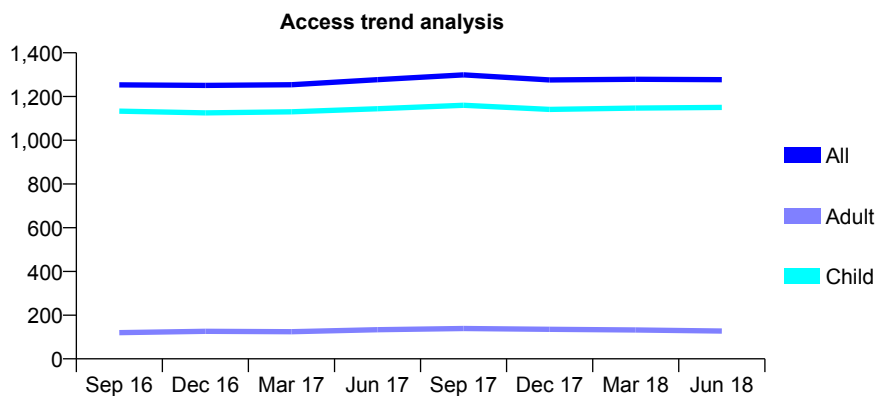
Q62 - Vital Signs At a Glance Contract Report for 199680/0001 - June 2018

Name or company name	KINGSEND DENTAL HEALTH CENTRE
Contract type name	GDS Contract
Purpose of contract	General
Contract start date	13/02/2008
Contract end date	

18/19 Contracted general activity (UDA)	2,800
Carry forward general activity (UDA)	0
18/19 Contracted orthodontic activity (UOA)	0
Carry forward orthodontic activity (UOA)	0
Baseline contract value	£59,156.15

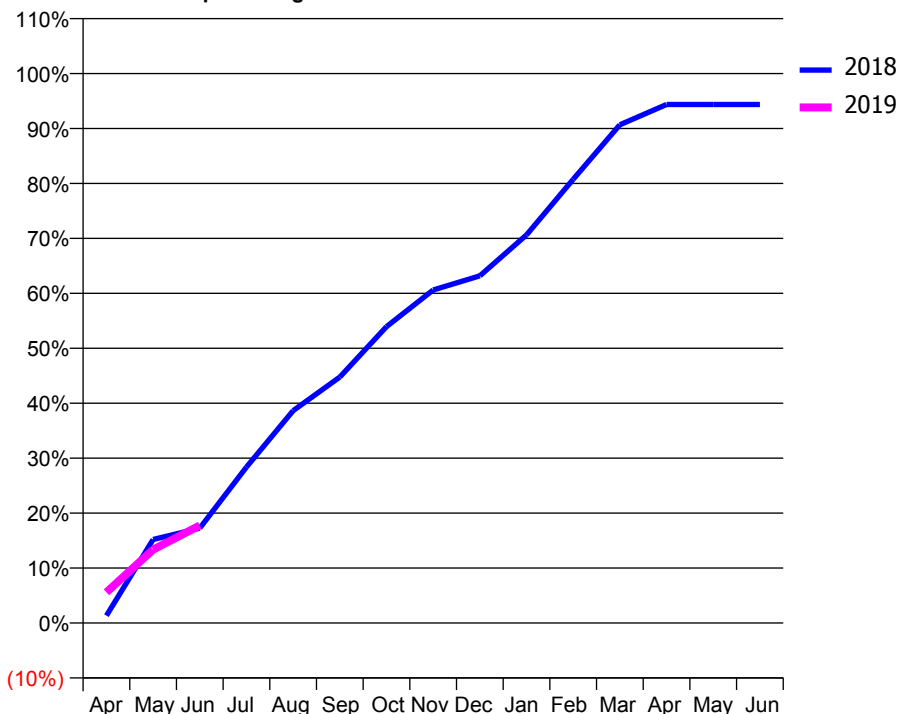
ACCESS*

Patients seen in 24 months	Total	Change since previous quarter
Quarter ending June 2017	1,277	
Quarter ending September 2017	1,299	→
Quarter ending December 2017	1,276	↓
Quarter ending March 2018	1,279	→
Quarter ending June 2018	1,277	→
Variance since June 2017	0.0%	→



ACTIVITY

Cumulative percentage of contracted UDA delivered 2018 & 2019



Adjusted Scheduled Activity (UDA)

Month	2018	2019
April	38	157
May	426	374
June	483	497
July	794	
August	1,082	
September	1,254	
October	1,510	
November	1,697	
December	1,769	
January	1,978	
February	2,261	
March	2,539	
April	2,642	
May	2,642	
June	2,642	

QUALITY

	Quantity	Base Number	Contract	AT	Region	England
% of FP17s for the same patient ID Re-attending within 3 months - Children	48	387	12.4%	9.9%	11.5%	11.5%
% of FP17s for the same patient ID Re-attending within 3 months - Adults	1	13	7.7%	15.7%	16.6%	15.4%
% of FP17s for the same patient ID Re-attending between 3 & 9 months - Children	202	387	52.2%	48.8%	48.8%	58.9%
% of FP17s for the same patient ID Re-attending between 3 & 9 months - Adults	5	13	38.5%	38.6%	39.3%	51.6%
% of FP17s for Band 1 Urgent Courses	16	342	4.7%	11.0%	10.6%	8.9%
% of FP17s Relating to Free Repair or Replacements	0	342	0.0%	0.5%	0.5%	0.8%
% of FP17s Relating to Continuations	6	342	1.8%	0.5%	0.7%	0.9%
% of Patients satisfied with the dentistry they have received	1	1	N/A	88.4%	90.4%	93.2%
% of Patients satisfied with the time they had to wait for an appointment	1	1	N/A	83.8%	85.3%	88.8%

* This is based on patients treated on this contract for their most recent course of treatment. Figures in italics indicate the base number of FP17s or Patient Questionnaire responses are less than 100. N/A is shown where the base number of responses is less than 10 during the period. % is calculated as Quantity/Base number*100

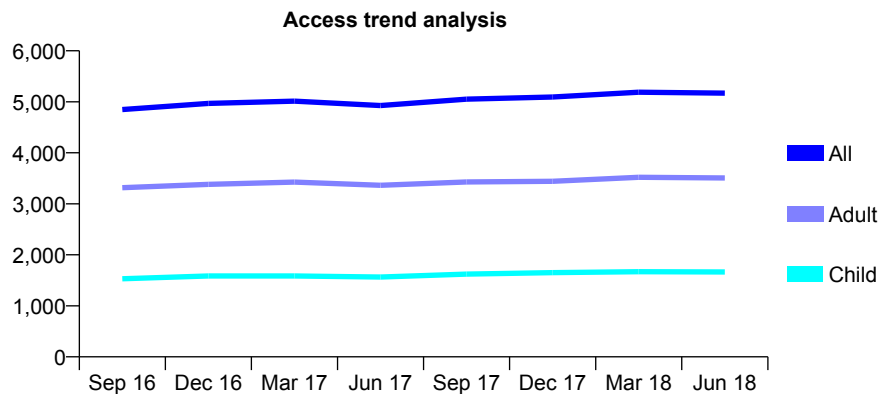
Q62 - Vital Signs At a Glance Contract Report for 202231/0002 - June 2018

Name or company name	VND Partnership
Contract type name	GDS Contract
Purpose of contract	General
Contract start date	01/05/2010
Contract end date	

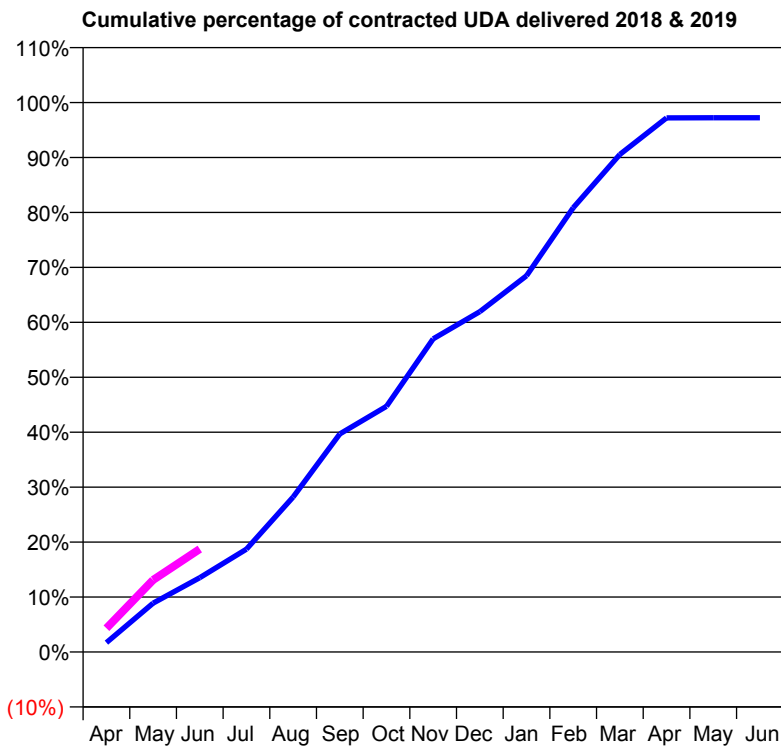
18/19 Contracted general activity (UDA)	12,995
Carry forward general activity (UDA)	0
18/19 Contracted orthodontic activity (UOA)	0
Carry forward orthodontic activity (UOA)	0
Baseline contract value	£384,185.19

ACCESS*

Patients seen in 24 months	Total	Change since previous quarter
Quarter ending June 2017	4,928	
Quarter ending September 2017	5,053	↑
Quarter ending December 2017	5,095	→
Quarter ending March 2018	5,188	→
Quarter ending June 2018	5,171	→
Variance since June 2017	4.9%	↑



ACTIVITY



Month	Adjusted Scheduled Activity (UDA)	
	2018	2019
April	223	564
May	1,156	1,706
June	1,760	2,437
July	2,434	
August	3,667	
September	5,157	
October	5,811	
November	7,406	
December	8,050	
January	8,897	
February	10,505	
March	11,767	
April	12,632	
May	12,634	
June	12,634	

QUALITY

	Quantity	Base Number	Contract	AT	Region	England
% of FP17s for the same patient ID Re-attending within 3 months - Children	38	493	7.7%	9.9%	11.5%	11.5%
% of FP17s for the same patient ID Re-attending within 3 months - Adults	104	873	11.9%	15.7%	16.6%	15.4%
% of FP17s for the same patient ID Re-attending between 3 & 9 months - Children	250	493	50.7%	48.8%	48.8%	58.9%
% of FP17s for the same patient ID Re-attending between 3 & 9 months - Adults	350	873	40.1%	38.6%	39.3%	51.6%
% of FP17s for Band 1 Urgent Courses	94	960	9.8%	11.0%	10.6%	8.9%
% of FP17s Relating to Free Repair or Replacements	0	960	0.0%	0.5%	0.5%	0.8%
% of FP17s Relating to Continuations	1	960	0.1%	0.5%	0.7%	0.9%
% of Patients satisfied with the dentistry they have received	5	6	N/A	88.4%	90.4%	93.2%
% of Patients satisfied with the time they had to wait for an appointment	6	6	N/A	83.8%	85.3%	88.8%

* This is based on patients treated on this contract for their most recent course of treatment. Figures in italics indicate the base number of FP17s or Patient Questionnaire responses are less than 100. N/A is shown where the base number of responses is less than 10 during the period. % is calculated as Quantity/Base number*100

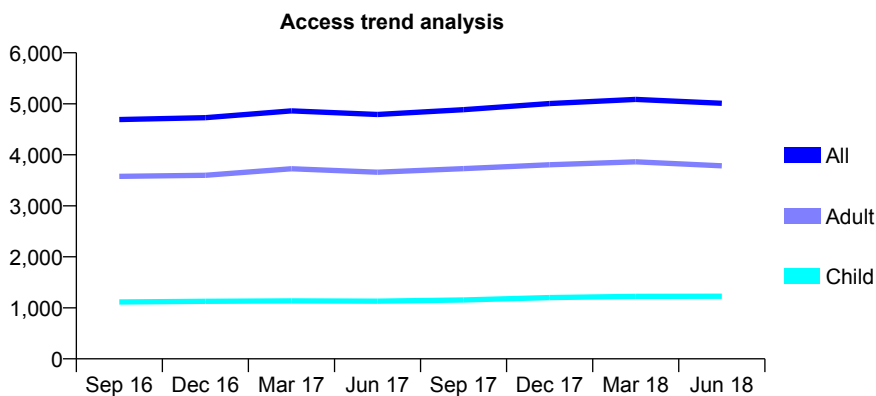
Q62 - Vital Signs At a Glance Contract Report for 203297/0001 - June 2018

Name or company name	MR SI HUTCHESON
Contract type name	GDS Contract
Purpose of contract	General
Contract start date	01/04/2006
Contract end date	

18/19 Contracted general activity (UDA)	14,714
Carry forward general activity (UDA)	0
18/19 Contracted orthodontic activity (UOA)	0
Carry forward orthodontic activity (UOA)	0
Baseline contract value	£369,369.51

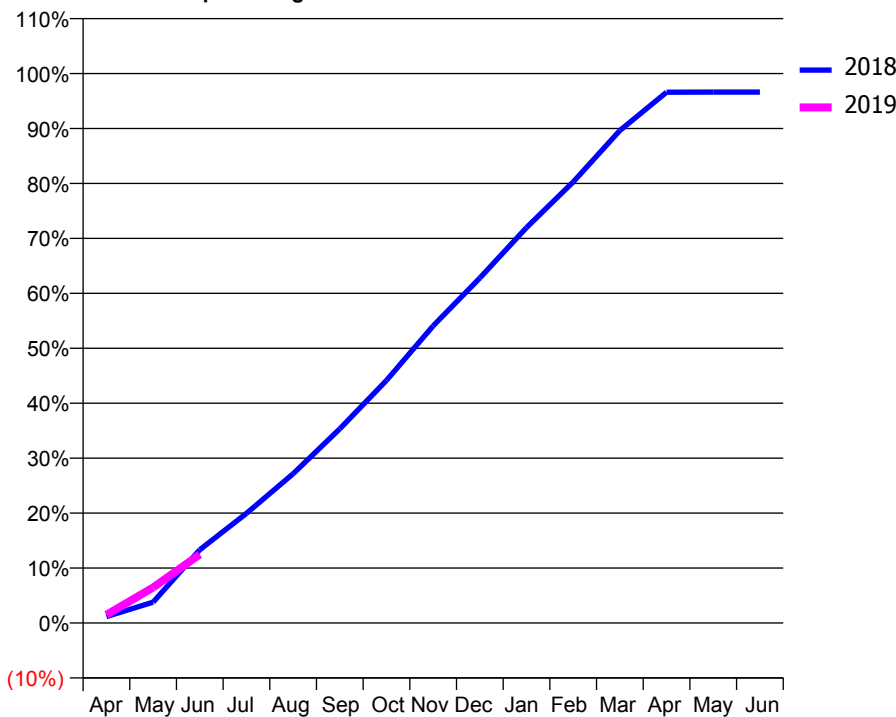
ACCESS*

Patients seen in 24 months	Total	Change since previous quarter
Quarter ending June 2017	4,790	
Quarter ending September 2017	4,884	→
Quarter ending December 2017	5,004	↑
Quarter ending March 2018	5,087	→
Quarter ending June 2018	5,011	↓
Variance since June 2017	4.6%	↑



ACTIVITY

Cumulative percentage of contracted UDA delivered 2018 & 2019



Adjusted Scheduled Activity (UDA)

Month	2018	2019
April	172	220
May	559	952
June	1,963	1,837
July	2,937	
August	3,997	
September	5,202	
October	6,495	
November	7,959	
December	9,240	
January	10,588	
February	11,811	
March	13,187	
April	14,214	
May	14,216	
June	14,217	

QUALITY

	Quantity	Base Number	Contract	AT	Region	England
% of FP17s for the same patient ID Re-attending within 3 months - Children	22	347	6.3%	9.9%	11.5%	11.5%
% of FP17s for the same patient ID Re-attending within 3 months - Adults	116	791	14.7%	15.7%	16.6%	15.4%
% of FP17s for the same patient ID Re-attending between 3 & 9 months - Children	146	347	42.1%	48.8%	48.8%	58.9%
% of FP17s for the same patient ID Re-attending between 3 & 9 months - Adults	285	791	36.0%	38.6%	39.3%	51.6%
% of FP17s for Band 1 Urgent Courses	130	810	16.0%	11.0%	10.6%	8.9%
% of FP17s Relating to Free Repair or Replacements	3	810	0.4%	0.5%	0.5%	0.8%
% of FP17s Relating to Continuations	6	810	0.7%	0.5%	0.7%	0.9%
% of Patients satisfied with the dentistry they have received	4	4	N/A	88.4%	90.4%	93.2%
% of Patients satisfied with the time they had to wait for an appointment	3	4	N/A	83.8%	85.3%	88.8%

* This is based on patients treated on this contract for their most recent course of treatment. Figures in italics indicate the base number of FP17s or Patient Questionnaire responses are less than 100. N/A is shown where the base number of responses is less than 10 during the period. % is calculated as Quantity/Base number*100

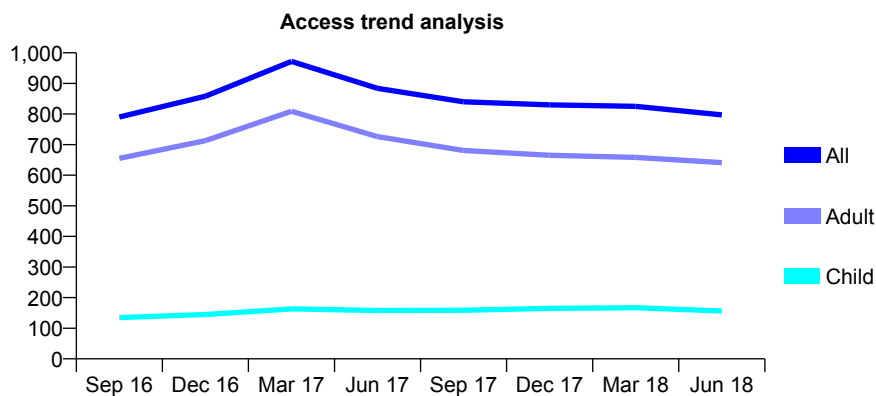
Q62 - Vital Signs At a Glance Contract Report for 204889/0002 - June 2018

Name or company name	MR GN RASHID
Contract type name	GDS Contract
Purpose of contract	General
Contract start date	02/11/2014
Contract end date	

18/19 Contracted general activity (UDA)	2,590
Carry forward general activity (UDA)	0
18/19 Contracted orthodontic activity (UOA)	0
Carry forward orthodontic activity (UOA)	0
Baseline contract value	£82,536.41

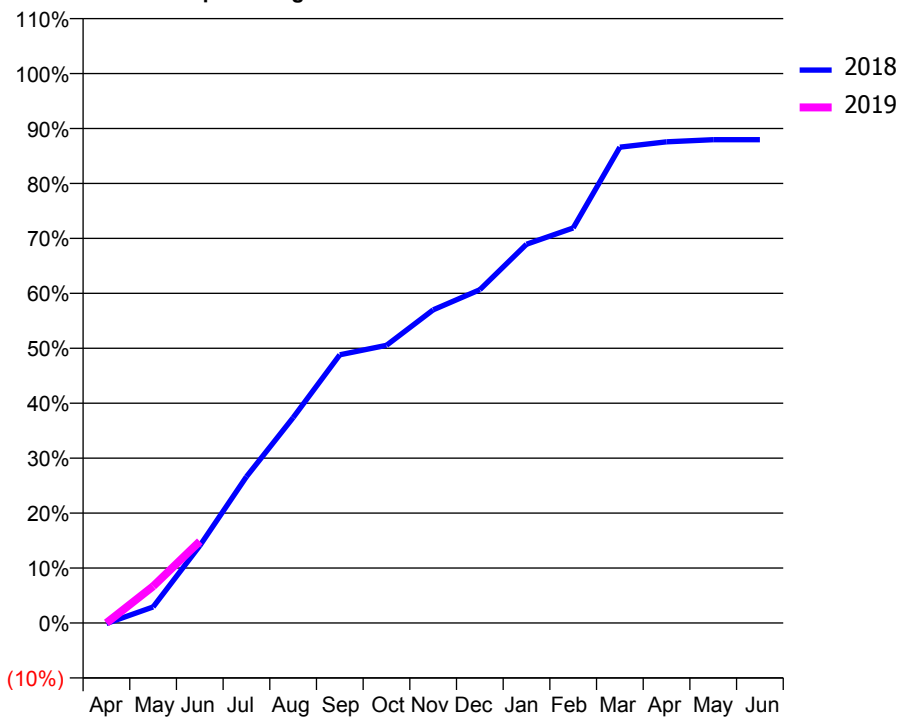
ACCESS*

Patients seen in 24 months	Total	Change since previous quarter
Quarter ending June 2017	884	
Quarter ending September 2017	840	↓
Quarter ending December 2017	830	↓
Quarter ending March 2018	825	→
Quarter ending June 2018	797	↓
Variance since June 2017	(9.8%)	↓



ACTIVITY

Cumulative percentage of contracted UDA delivered 2018 & 2019



Month	Adjusted Scheduled Activity (UDA)	
	2018	2019
April	-3	0
May	76	173
June	364	385
July	690	
August	968	
September	1,264	
October	1,309	
November	1,476	
December	1,571	
January	1,785	
February	1,862	
March	2,243	
April	2,268	
May	2,278	
June	2,278	

QUALITY

	Quantity	Base Number	Contract	AT	Region	England
% of FP17s for the same patient ID Re-attending within 3 months - Children	1	35	2.9%	9.9%	11.5%	11.5%
% of FP17s for the same patient ID Re-attending within 3 months - Adults	7	94	7.4%	15.7%	16.6%	15.4%
% of FP17s for the same patient ID Re-attending between 3 & 9 months - Children	9	35	25.7%	48.8%	48.8%	58.9%
% of FP17s for the same patient ID Re-attending between 3 & 9 months - Adults	31	94	33.0%	38.6%	39.3%	51.6%
% of FP17s for Band 1 Urgent Courses	0	119	0.0%	11.0%	10.6%	8.9%
% of FP17s Relating to Free Repair or Replacements	0	119	0.0%	0.5%	0.5%	0.8%
% of FP17s Relating to Continuations	0	119	0.0%	0.5%	0.7%	0.9%
% of Patients satisfied with the dentistry they have received	1	1	N/A	88.4%	90.4%	93.2%
% of Patients satisfied with the time they had to wait for an appointment	1	1	N/A	83.8%	85.3%	88.8%

* This is based on patients treated on this contract for their most recent course of treatment. Figures in italics indicate the base number of FP17s or Patient Questionnaire responses are less than 100. N/A is shown where the base number of responses is less than 10 during the period. % is calculated as Quantity/Base number*100

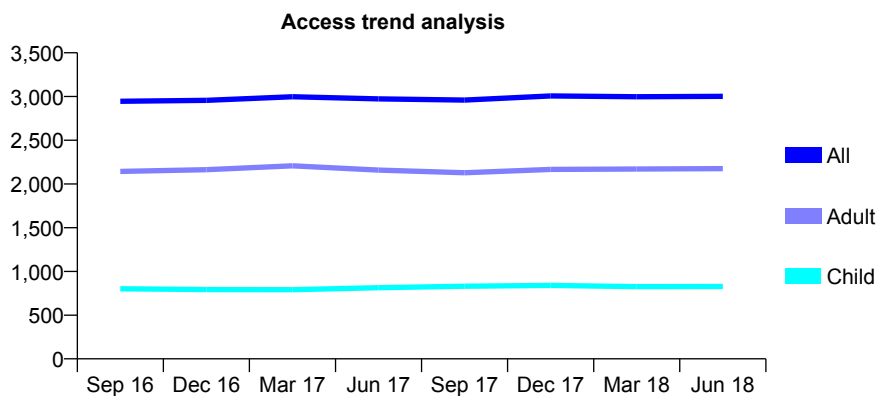
Q62 - Vital Signs At a Glance Contract Report for 208531/0004 - June 2018

Name or company name	MS MA SHEPHERD
Contract type name	GDS Contract
Purpose of contract	General
Contract start date	01/02/2010
Contract end date	

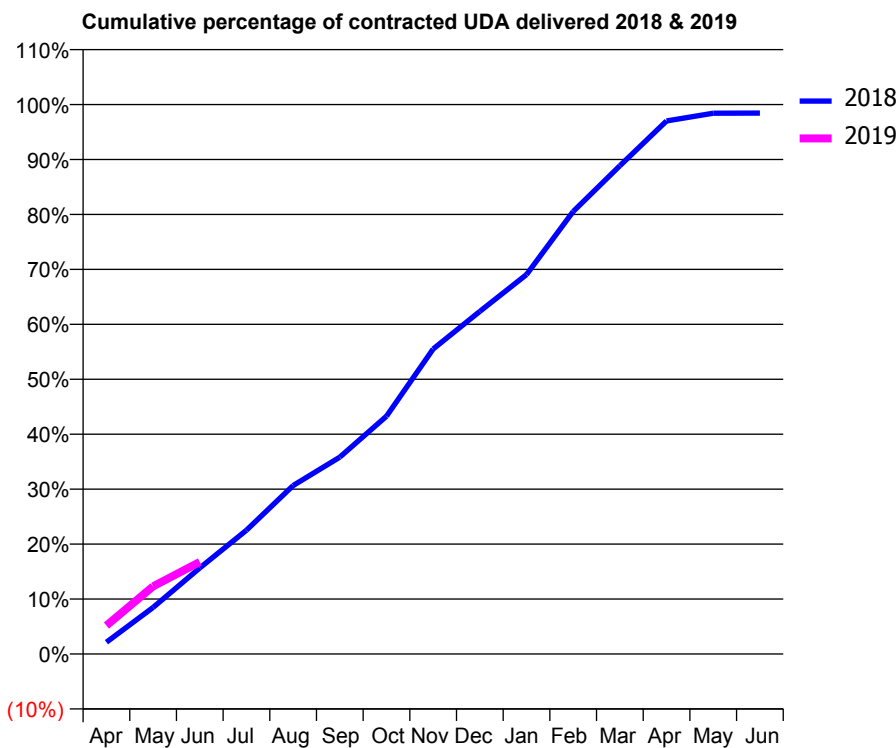
18/19 Contracted general activity (UDA)	7,015
Carry forward general activity (UDA)	0
18/19 Contracted orthodontic activity (UOA)	0
Carry forward orthodontic activity (UOA)	0
Baseline contract value	£172,054.50

ACCESS*

Patients seen in 24 months	Total	Change since previous quarter
Quarter ending June 2017	2,973	
Quarter ending September 2017	2,959	→
Quarter ending December 2017	3,007	→
Quarter ending March 2018	2,997	→
Quarter ending June 2018	3,002	→
Variance since June 2017	1.0%	→



ACTIVITY



Month	Adjusted Scheduled Activity (UDA)	
	2018	2019
April	151	363
May	595	864
June	1,099	1,175
July	1,581	
August	2,151	
September	2,514	
October	3,037	
November	3,893	
December	4,374	
January	4,844	
February	5,650	
March	6,233	
April	6,806	
May	6,905	
June	6,906	

QUALITY

	Quantity	Base Number	Contract	AT	Region	England
% of FP17s for the same patient ID Re-attending within 3 months - Children	20	266	7.5%	9.9%	11.5%	11.5%
% of FP17s for the same patient ID Re-attending within 3 months - Adults	99	568	17.4%	15.7%	16.6%	15.4%
% of FP17s for the same patient ID Re-attending between 3 & 9 months - Children	135	266	50.8%	48.8%	48.8%	58.9%
% of FP17s for the same patient ID Re-attending between 3 & 9 months - Adults	216	568	38.0%	38.6%	39.3%	51.6%
% of FP17s for Band 1 Urgent Courses	107	624	17.1%	11.0%	10.6%	8.9%
% of FP17s Relating to Free Repair or Replacements	7	624	1.1%	0.5%	0.5%	0.8%
% of FP17s Relating to Continuations	11	624	1.8%	0.5%	0.7%	0.9%
% of Patients satisfied with the dentistry they have received	1	2	N/A	88.4%	90.4%	93.2%
% of Patients satisfied with the time they had to wait for an appointment	1	2	N/A	83.8%	85.3%	88.8%

* This is based on patients treated on this contract for their most recent course of treatment. Figures in italics indicate the base number of FP17s or Patient Questionnaire responses are less than 100. N/A is shown where the base number of responses is less than 10 during the period. % is calculated as Quantity/Base number*100

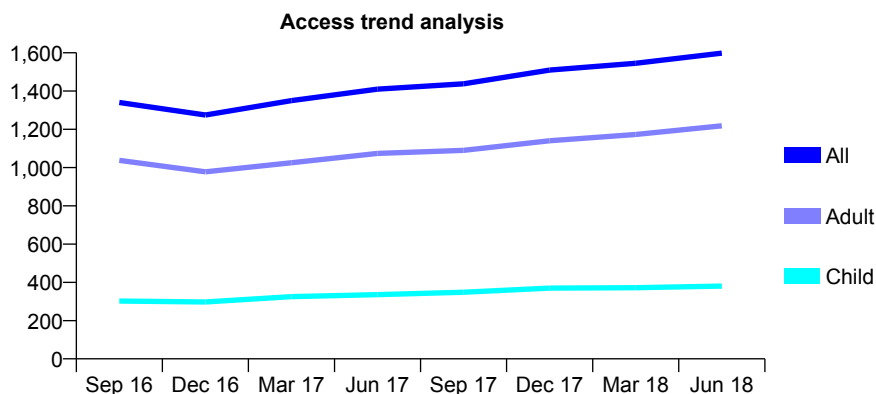
Q62 - Vital Signs At a Glance Contract Report for 213071/0001 - June 2018

Name or company name	MR JW O'DEA
Contract type name	GDS Contract
Purpose of contract	General
Contract start date	01/04/2006
Contract end date	

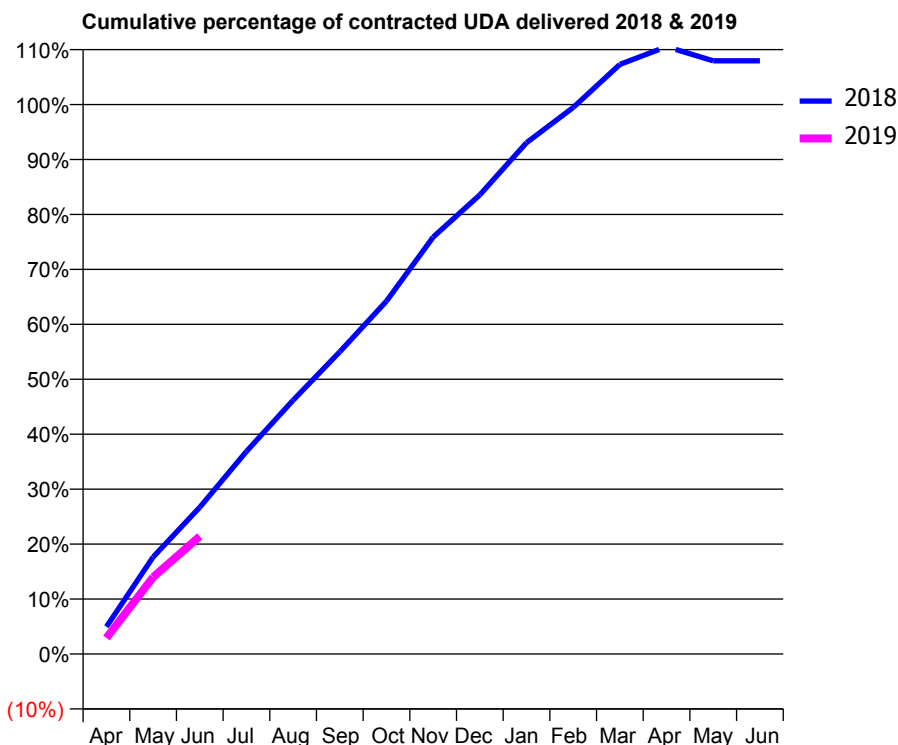
18/19 Contracted general activity (UDA)	3,854
Carry forward general activity (UDA)	0
18/19 Contracted orthodontic activity (UOA)	0
Carry forward orthodontic activity (UOA)	0
Baseline contract value	£115,484.93

ACCESS*

Patients seen in 24 months	Total	Change since previous quarter
Quarter ending June 2017	1,410	
Quarter ending September 2017	1,438	→
Quarter ending December 2017	1,510	↑
Quarter ending March 2018	1,545	↑
Quarter ending June 2018	1,598	↑
Variance since June 2017	13.3%	↑



ACTIVITY



Adjusted Scheduled Activity (UDA)		
Month	2018	2019
April	191	113
May	680	539
June	1,030	826
July	1,421	
August	1,780	
September	2,120	
October	2,475	
November	2,924	
December	3,221	
January	3,586	
February	3,833	
March	4,135	
April	4,260	
May	4,161	
June	4,161	

QUALITY

	Quantity	Base Number	Contract	AT	Region	England
% of FP17s for the same patient ID Re-attending within 3 months - Children	4	104	3.8%	9.9%	11.5%	11.5%
% of FP17s for the same patient ID Re-attending within 3 months - Adults	31	290	10.7%	15.7%	16.6%	15.4%
% of FP17s for the same patient ID Re-attending between 3 & 9 months - Children	51	104	49.0%	48.8%	48.8%	58.9%
% of FP17s for the same patient ID Re-attending between 3 & 9 months - Adults	115	290	39.7%	38.6%	39.3%	51.6%
% of FP17s for Band 1 Urgent Courses	28	355	7.9%	11.0%	10.6%	8.9%
% of FP17s Relating to Free Repair or Replacements	0	355	0.0%	0.5%	0.5%	0.8%
% of FP17s Relating to Continuations	1	355	0.3%	0.5%	0.7%	0.9%
% of Patients satisfied with the dentistry they have received	0	0	N/A	88.4%	90.4%	93.2%
% of Patients satisfied with the time they had to wait for an appointment	0	0	N/A	83.8%	85.3%	88.8%

* This is based on patients treated on this contract for their most recent course of treatment. Figures in italics indicate the base number of FP17s or Patient Questionnaire responses are less than 100. N/A is shown where the base number of responses is less than 10 during the period. % is calculated as Quantity/Base number*100

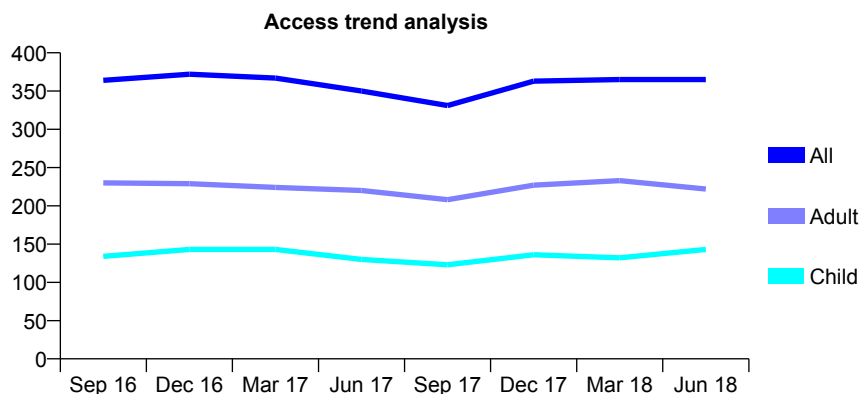
Q62 - Vital Signs At a Glance Contract Report for 213365/0001 - June 2018

Name or company name	Dr S Singh & Dr R Leow
Contract type name	GDS Contract
Purpose of contract	General
Contract start date	01/04/2006
Contract end date	

18/19 Contracted general activity (UDA)	1,800
Carry forward general activity (UDA)	0
18/19 Contracted orthodontic activity (UOA)	0
Carry forward orthodontic activity (UOA)	0
Baseline contract value	£53,058.41

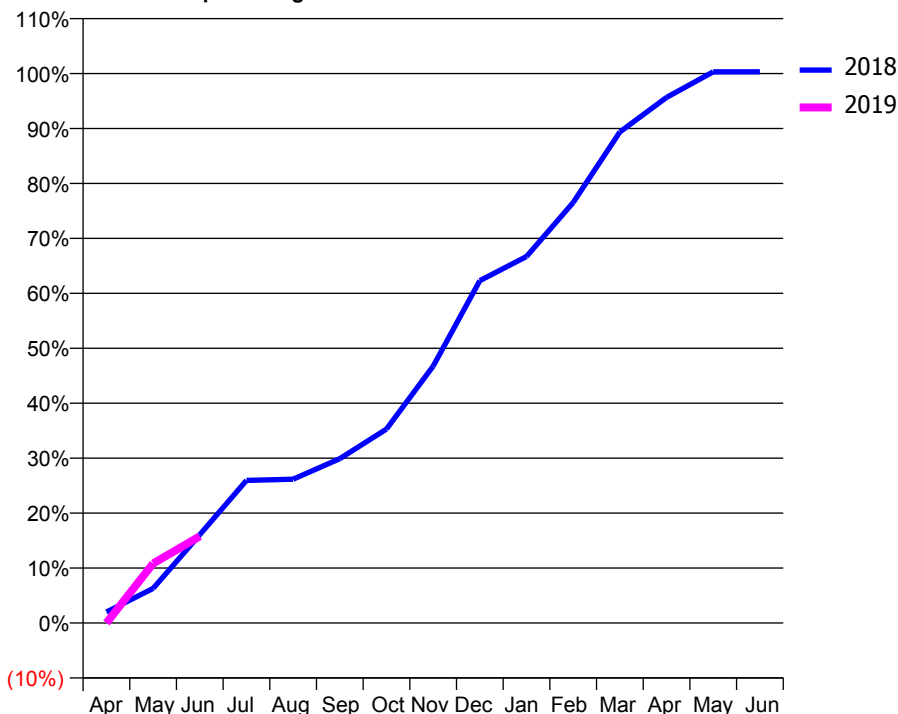
ACCESS*

Patients seen in 24 months	Total	Change since previous quarter
Quarter ending June 2017	350	
Quarter ending September 2017	331	↓
Quarter ending December 2017	363	↑
Quarter ending March 2018	365	→
Quarter ending June 2018	365	→
Variance since June 2017	4.3%	↑



ACTIVITY

Cumulative percentage of contracted UDA delivered 2018 & 2019



Adjusted Scheduled Activity (UDA)

Month	2018	2019
April	36	0
May	113	195
June	289	284
July	467	
August	471	
September	538	
October	635	
November	841	
December	1,121	
January	1,200	
February	1,377	
March	1,609	
April	1,722	
May	1,806	
June	1,806	

QUALITY

	Quantity	Base Number	Contract	AT	Region	England
% of FP17s for the same patient ID Re-attending within 3 months - Children	2	52	3.8%	9.9%	11.5%	11.5%
% of FP17s for the same patient ID Re-attending within 3 months - Adults	10	39	25.6%	15.7%	16.6%	15.4%
% of FP17s for the same patient ID Re-attending between 3 & 9 months - Children	9	52	17.3%	48.8%	48.8%	58.9%
% of FP17s for the same patient ID Re-attending between 3 & 9 months - Adults	4	39	10.3%	38.6%	39.3%	51.6%
% of FP17s for Band 1 Urgent Courses	0	57	0.0%	11.0%	10.6%	8.9%
% of FP17s Relating to Free Repair or Replacements	0	57	0.0%	0.5%	0.5%	0.8%
% of FP17s Relating to Continuations	0	57	0.0%	0.5%	0.7%	0.9%
% of Patients satisfied with the dentistry they have received	0	0	N/A	88.4%	90.4%	93.2%
% of Patients satisfied with the time they had to wait for an appointment	0	0	N/A	83.8%	85.3%	88.8%

* This is based on patients treated on this contract for their most recent course of treatment. Figures in italics indicate the base number of FP17s or Patient Questionnaire responses are less than 100. N/A is shown where the base number of responses is less than 10 during the period. % is calculated as Quantity/Base number*100

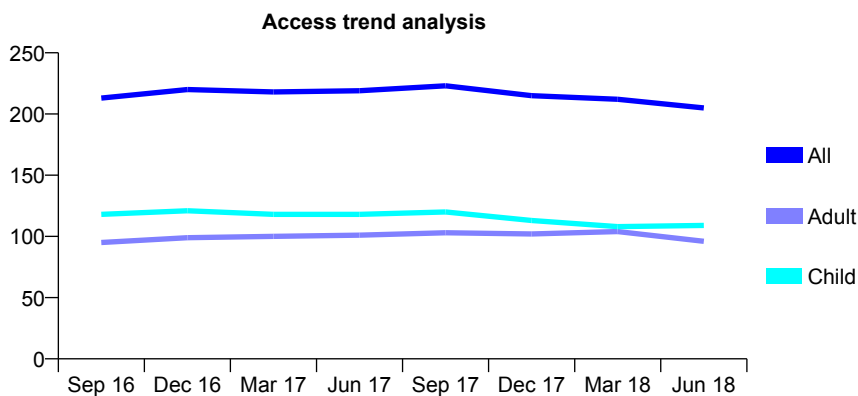
Q62 - Vital Signs At a Glance Contract Report for 214035/0001 - June 2018

Name or company name	MR KJ ALLEN
Contract type name	GDS Contract
Purpose of contract	General
Contract start date	01/04/2006
Contract end date	

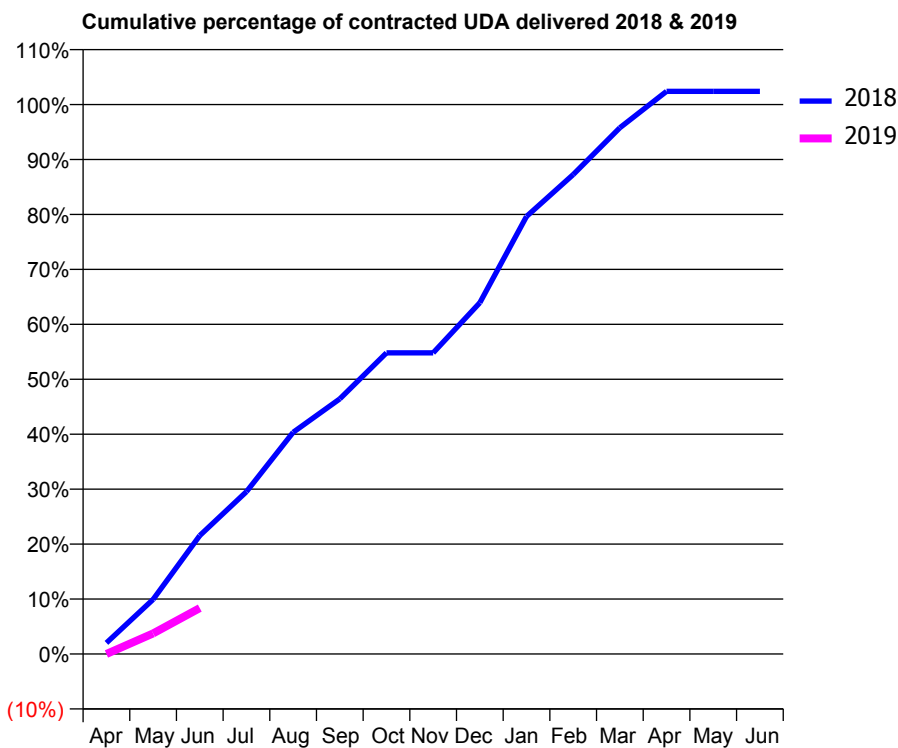
18/19 Contracted general activity (UDA)	694
Carry forward general activity (UDA)	0
18/19 Contracted orthodontic activity (UOA)	0
Carry forward orthodontic activity (UOA)	0
Baseline contract value	£14,920.11

ACCESS*

Patients seen in 24 months	Total	Change since previous quarter
Quarter ending June 2017	219	
Quarter ending September 2017	223	→
Quarter ending December 2017	215	↓
Quarter ending March 2018	212	↓
Quarter ending June 2018	205	↓
Variance since June 2017	(6.4%)	↓



ACTIVITY



Month	Adjusted Scheduled Activity (UDA)	
	2018	2019
April	14	0
May	69	26
June	150	58
July	205	
August	280	
September	322	
October	380	
November	380	
December	444	
January	553	
February	606	
March	665	
April	711	
May	711	
June	711	

QUALITY

	Quantity	Base Number	Contract	AT	Region	England
% of FP17s for the same patient ID Re-attending within 3 months - Children	1	26	3.8%	9.9%	11.5%	11.5%
% of FP17s for the same patient ID Re-attending within 3 months - Adults	0	17	0.0%	15.7%	16.6%	15.4%
% of FP17s for the same patient ID Re-attending between 3 & 9 months - Children	14	26	53.8%	48.8%	48.8%	58.9%
% of FP17s for the same patient ID Re-attending between 3 & 9 months - Adults	11	17	64.7%	38.6%	39.3%	51.6%
% of FP17s for Band 1 Urgent Courses	0	29	0.0%	11.0%	10.6%	8.9%
% of FP17s Relating to Free Repair or Replacements	0	29	0.0%	0.5%	0.5%	0.8%
% of FP17s Relating to Continuations	0	29	0.0%	0.5%	0.7%	0.9%
% of Patients satisfied with the dentistry they have received	1	1	N/A	88.4%	90.4%	93.2%
% of Patients satisfied with the time they had to wait for an appointment	1	1	N/A	83.8%	85.3%	88.8%

* This is based on patients treated on this contract for their most recent course of treatment. Figures in italics indicate the base number of FP17s or Patient Questionnaire responses are less than 100. N/A is shown where the base number of responses is less than 10 during the period. % is calculated as Quantity/Base number*100

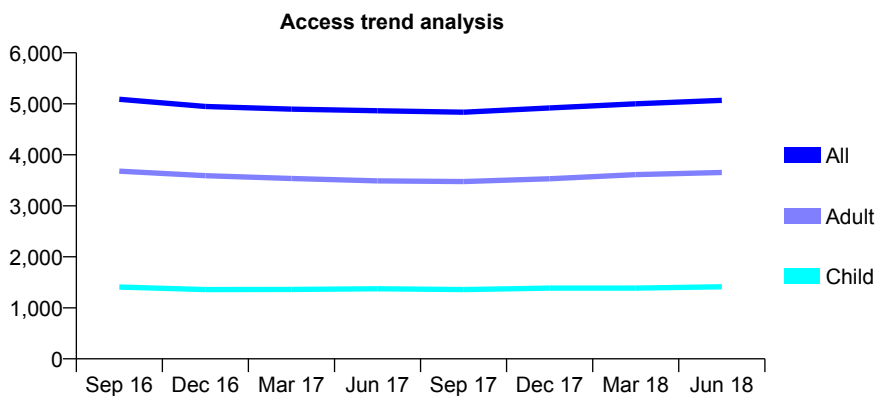
Q62 - Vital Signs At a Glance Contract Report for 215791/0001 - June 2018

Name or company name	MR JJ KING
Contract type name	GDS Contract
Purpose of contract	General
Contract start date	01/04/2006
Contract end date	

18/19 Contracted general activity (UDA)	14,636
Carry forward general activity (UDA)	0
18/19 Contracted orthodontic activity (UOA)	0
Carry forward orthodontic activity (UOA)	0
Baseline contract value	£401,608.66

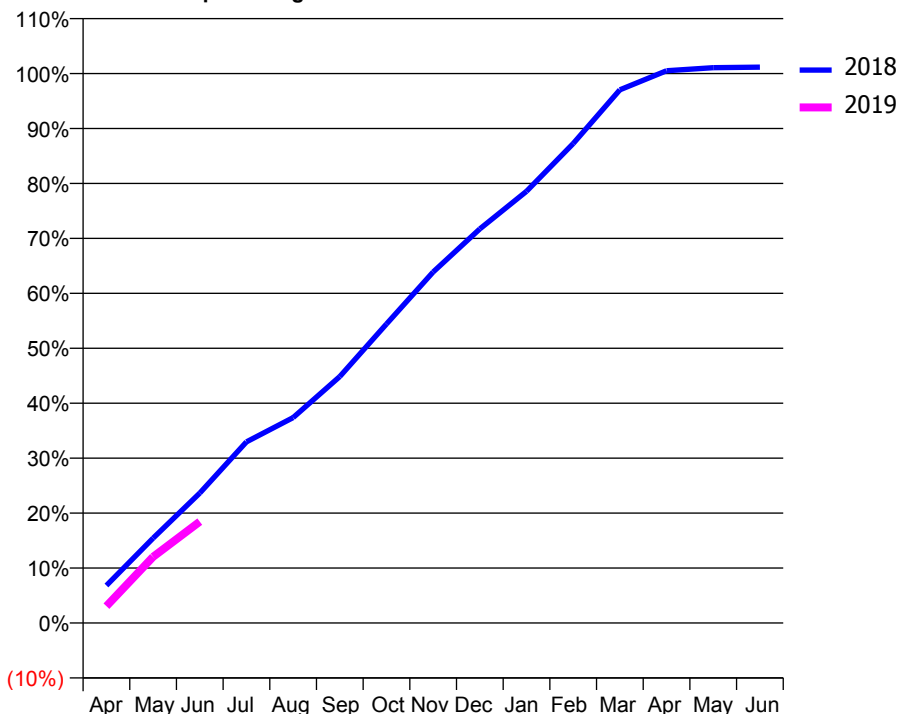
ACCESS*

Patients seen in 24 months	Total	Change since previous quarter
Quarter ending June 2017	4,863	
Quarter ending September 2017	4,834	→
Quarter ending December 2017	4,919	→
Quarter ending March 2018	5,000	→
Quarter ending June 2018	5,067	→
Variance since June 2017	4.2%	↑



ACTIVITY

Cumulative percentage of contracted UDA delivered 2018 & 2019



Adjusted Scheduled Activity (UDA)

Month	2018	2019
April	1,001	448
May	2,262	1,764
June	3,461	2,701
July	4,825	
August	5,472	
September	6,564	
October	7,964	
November	9,351	
December	10,498	
January	11,498	
February	12,771	
March	14,200	
April	14,711	
May	14,790	
June	14,805	

QUALITY

	Quantity	Base Number	Contract	AT	Region	England
% of FP17s for the same patient ID Re-attending within 3 months - Children	25	408	6.1%	9.9%	11.5%	11.5%
% of FP17s for the same patient ID Re-attending within 3 months - Adults	135	970	13.9%	15.7%	16.6%	15.4%
% of FP17s for the same patient ID Re-attending between 3 & 9 months - Children	154	408	37.7%	48.8%	48.8%	58.9%
% of FP17s for the same patient ID Re-attending between 3 & 9 months - Adults	338	970	34.8%	38.6%	39.3%	51.6%
% of FP17s for Band 1 Urgent Courses	100	1,139	8.8%	11.0%	10.6%	8.9%
% of FP17s Relating to Free Repair or Replacements	15	1,139	1.3%	0.5%	0.5%	0.8%
% of FP17s Relating to Continuations	11	1,139	1.0%	0.5%	0.7%	0.9%
% of Patients satisfied with the dentistry they have received	3	4	N/A	88.4%	90.4%	93.2%
% of Patients satisfied with the time they had to wait for an appointment	4	4	N/A	83.8%	85.3%	88.8%

* This is based on patients treated on this contract for their most recent course of treatment. Figures in italics indicate the base number of FP17s or Patient Questionnaire responses are less than 100. N/A is shown where the base number of responses is less than 10 during the period. % is calculated as Quantity/Base number*100

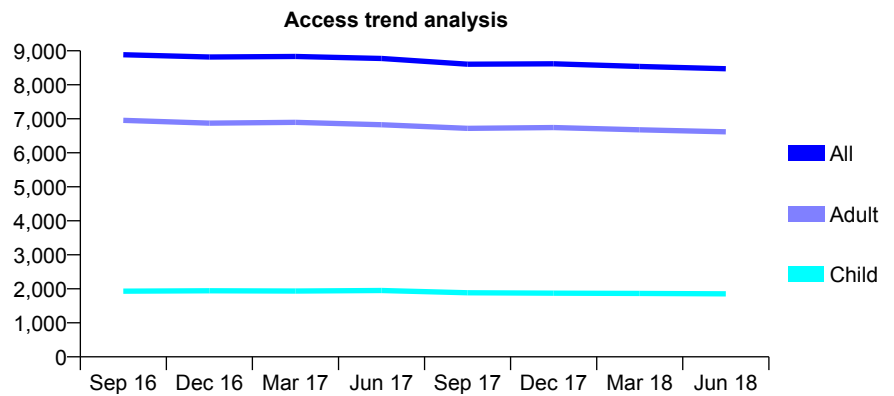
Q62 - Vital Signs At a Glance Contract Report for 222496/0001 - June 2018

Name or company name	MR RA RAEBURN
Contract type name	GDS Contract
Purpose of contract	General
Contract start date	01/04/2006
Contract end date	

18/19 Contracted general activity (UDA)	25,353
Carry forward general activity (UDA)	0
18/19 Contracted orthodontic activity (UOA)	0
Carry forward orthodontic activity (UOA)	0
Baseline contract value	£625,589.46

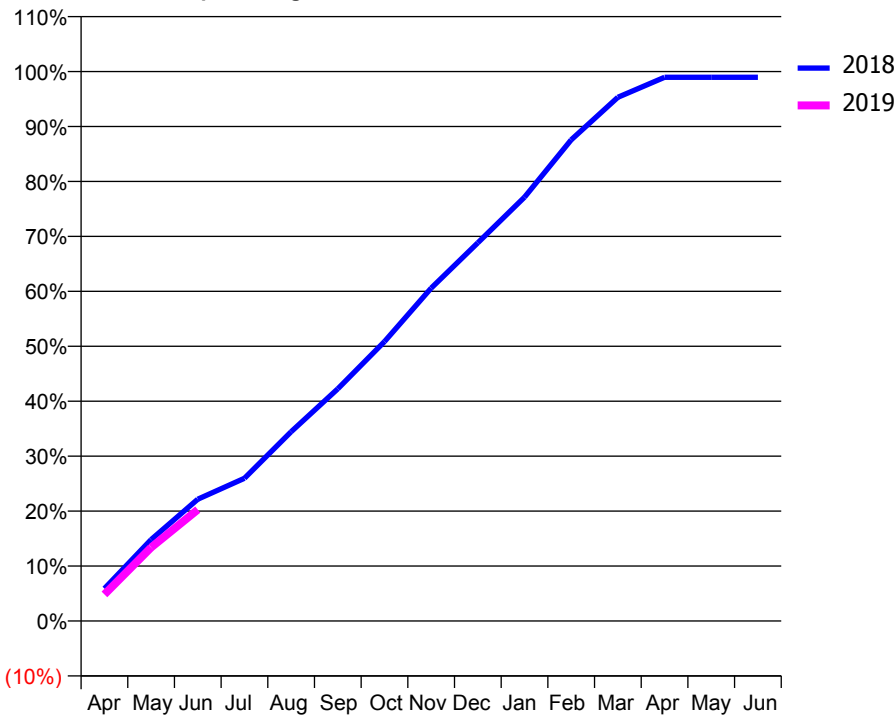
ACCESS*

Patients seen in 24 months	Total	Change since previous quarter
Quarter ending June 2017	8,776	
Quarter ending September 2017	8,605	↓
Quarter ending December 2017	8,617	→
Quarter ending March 2018	8,540	→
Quarter ending June 2018	8,472	→
Variance since June 2017	(3.5%)	↓



ACTIVITY

Cumulative percentage of contracted UDA delivered 2018 & 2019



Adjusted Scheduled Activity (UDA)		
Month	2018	2019
April	1,498	1,229
May	3,758	3,391
June	5,620	5,143
July	6,586	
August	8,730	
September	10,714	
October	12,892	
November	15,358	
December	17,451	
January	19,558	
February	22,199	
March	24,165	
April	25,087	
May	25,087	
June	25,087	

QUALITY

	Quantity	Base Number	Contract	AT	Region	England
% of FP17s for the same patient ID Re-attending within 3 months - Children	64	709	9.0%	9.9%	11.5%	11.5%
% of FP17s for the same patient ID Re-attending within 3 months - Adults	379	2,232	17.0%	15.7%	16.6%	15.4%
% of FP17s for the same patient ID Re-attending between 3 & 9 months - Children	446	709	62.9%	48.8%	48.8%	58.9%
% of FP17s for the same patient ID Re-attending between 3 & 9 months - Adults	1,235	2,232	55.3%	38.6%	39.3%	51.6%
% of FP17s for Band 1 Urgent Courses	403	2,510	16.1%	11.0%	10.6%	8.9%
% of FP17s Relating to Free Repair or Replacements	41	2,510	1.6%	0.5%	0.5%	0.8%
% of FP17s Relating to Continuations	5	2,510	0.2%	0.5%	0.7%	0.9%
% of Patients satisfied with the dentistry they have received	9	9	N/A	88.4%	90.4%	93.2%
% of Patients satisfied with the time they had to wait for an appointment	8	9	N/A	83.8%	85.3%	88.8%

* This is based on patients treated on this contract for their most recent course of treatment. Figures in italics indicate the base number of FP17s or Patient Questionnaire responses are less than 100. N/A is shown where the base number of responses is less than 10 during the period. % is calculated as Quantity/Base number*100

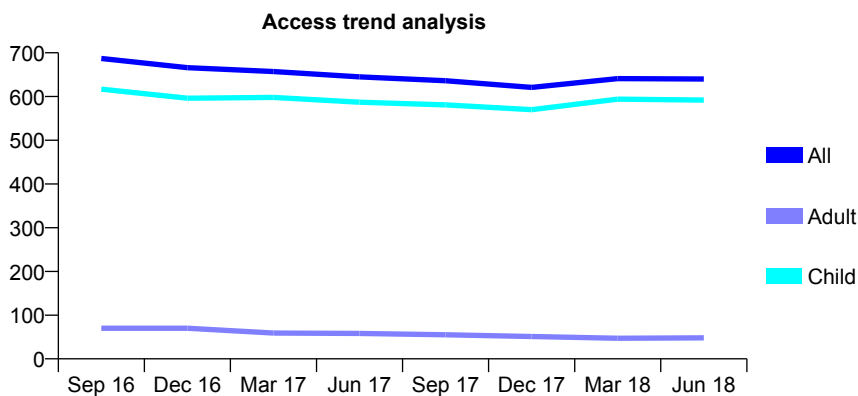
Q62 - Vital Signs At a Glance Contract Report for 224111/0001 - June 2018

Name or company name	MR MR PAREKH
Contract type name	GDS Contract
Purpose of contract	General
Contract start date	01/04/2006
Contract end date	

18/19 Contracted general activity (UDA)	1,003
Carry forward general activity (UDA)	0
18/19 Contracted orthodontic activity (UOA)	0
Carry forward orthodontic activity (UOA)	0
Baseline contract value	£28,493.73

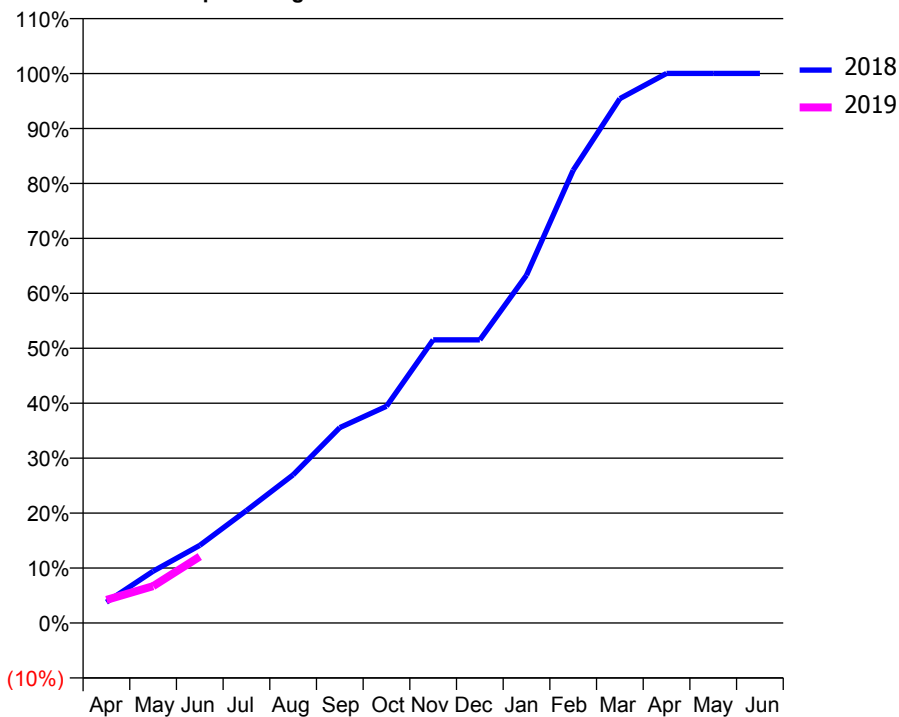
ACCESS*

Patients seen in 24 months	Total	Change since previous quarter
Quarter ending June 2017	645	
Quarter ending September 2017	636	↓
Quarter ending December 2017	621	↓
Quarter ending March 2018	641	↑
Quarter ending June 2018	640	→
Variance since June 2017	(0.8%)	→



ACTIVITY

Cumulative percentage of contracted UDA delivered 2018 & 2019



Adjusted Scheduled Activity (UDA)

Month	2018	2019
April	38	42
May	95	67
June	142	121
July	205	
August	271	
September	357	
October	396	
November	517	
December	517	
January	635	
February	826	
March	957	
April	1,003	
May	1,003	
June	1,003	

QUALITY

	Quantity	Base Number	Contract	AT	Region	England
% of FP17s for the same patient ID Re-attending within 3 months - Children	2	143	1.4%	9.9%	11.5%	11.5%
% of FP17s for the same patient ID Re-attending within 3 months - Adults	0	0	N/A	15.7%	16.6%	15.4%
% of FP17s for the same patient ID Re-attending between 3 & 9 months - Children	89	143	62.2%	48.8%	48.8%	58.9%
% of FP17s for the same patient ID Re-attending between 3 & 9 months - Adults	0	0	N/A	38.6%	39.3%	51.6%
% of FP17s for Band 1 Urgent Courses	2	105	1.9%	11.0%	10.6%	8.9%
% of FP17s Relating to Free Repair or Replacements	0	105	0.0%	0.5%	0.5%	0.8%
% of FP17s Relating to Continuations	1	105	1.0%	0.5%	0.7%	0.9%
% of Patients satisfied with the dentistry they have received	1	1	N/A	88.4%	90.4%	93.2%
% of Patients satisfied with the time they had to wait for an appointment	1	1	N/A	83.8%	85.3%	88.8%

* This is based on patients treated on this contract for their most recent course of treatment. Figures in italics indicate the base number of FP17s or Patient Questionnaire responses are less than 100. N/A is shown where the base number of responses is less than 10 during the period. % is calculated as Quantity/Base number*100

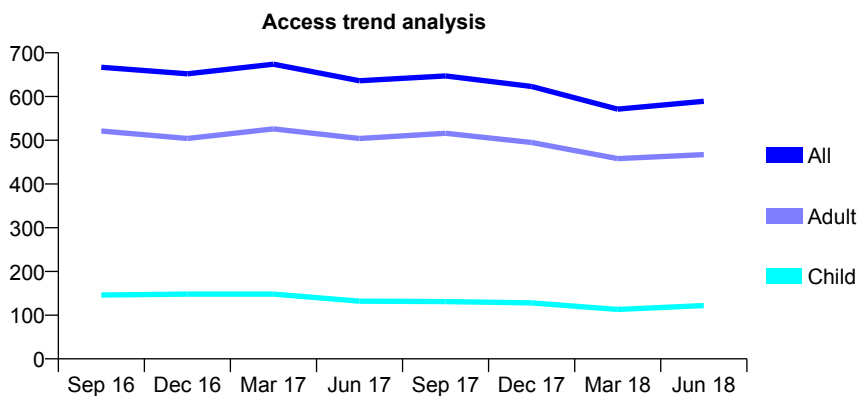
Q62 - Vital Signs At a Glance Contract Report for 224790/0002 - June 2018

Name or company name	RA KHAN
Contract type name	GDS Contract
Purpose of contract	General
Contract start date	01/12/2013
Contract end date	

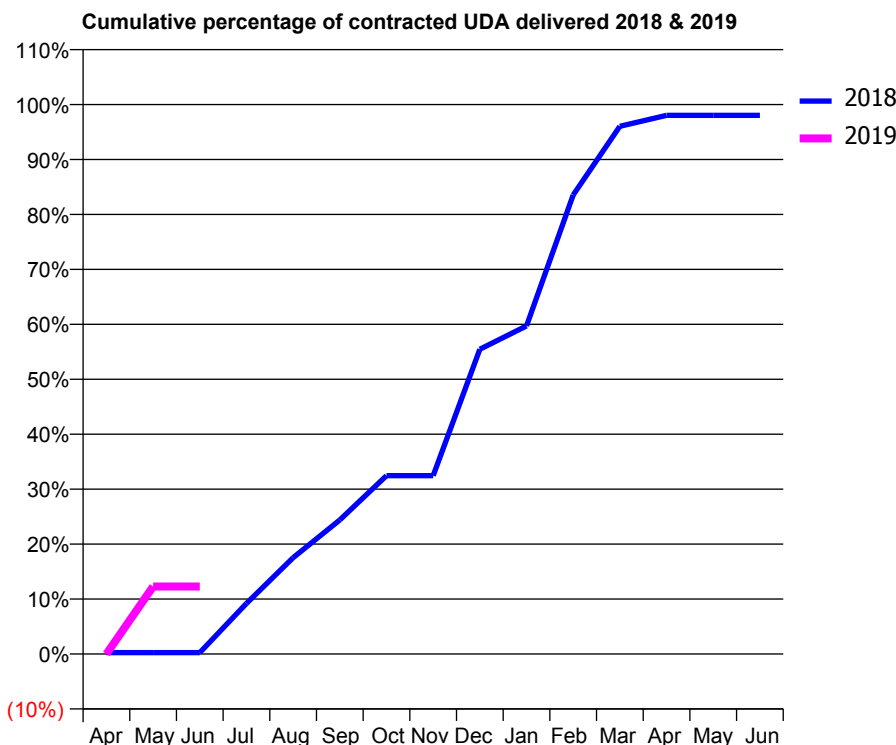
18/19 Contracted general activity (UDA)	2,396
Carry forward general activity (UDA)	0
18/19 Contracted orthodontic activity (UOA)	0
Carry forward orthodontic activity (UOA)	0
Baseline contract value	£69,461.38

ACCESS*

Patients seen in 24 months	Total	Change since previous quarter
Quarter ending June 2017	636	
Quarter ending September 2017	647	→
Quarter ending December 2017	623	↓
Quarter ending March 2018	571	↓
Quarter ending June 2018	589	↑
Variance since June 2017	(7.4%)	↓



ACTIVITY



Month	Adjusted Scheduled Activity (UDA)	
	2018	2019
April	6	0
May	6	294
June	6	294
July	220	
August	420	
September	585	
October	778	
November	778	
December	1,329	
January	1,431	
February	2,002	
March	2,301	
April	2,349	
May	2,349	
June	2,349	

QUALITY

	Quantity	Base Number	Contract	AT	Region	England
% of FP17s for the same patient ID Re-attending within 3 months - Children	3	30	10.0%	9.9%	11.5%	11.5%
% of FP17s for the same patient ID Re-attending within 3 months - Adults	14	82	17.1%	15.7%	16.6%	15.4%
% of FP17s for the same patient ID Re-attending between 3 & 9 months - Children	9	30	30.0%	48.8%	48.8%	58.9%
% of FP17s for the same patient ID Re-attending between 3 & 9 months - Adults	20	82	24.4%	38.6%	39.3%	51.6%
% of FP17s for Band 1 Urgent Courses	12	100	12.0%	11.0%	10.6%	8.9%
% of FP17s Relating to Free Repair or Replacements	1	100	1.0%	0.5%	0.5%	0.8%
% of FP17s Relating to Continuations	0	100	0.0%	0.5%	0.7%	0.9%
% of Patients satisfied with the dentistry they have received	0	0	N/A	88.4%	90.4%	93.2%
% of Patients satisfied with the time they had to wait for an appointment	0	0	N/A	83.8%	85.3%	88.8%

* This is based on patients treated on this contract for their most recent course of treatment. Figures in italics indicate the base number of FP17s or Patient Questionnaire responses are less than 100. N/A is shown where the base number of responses is less than 10 during the period. % is calculated as Quantity/Base number*100

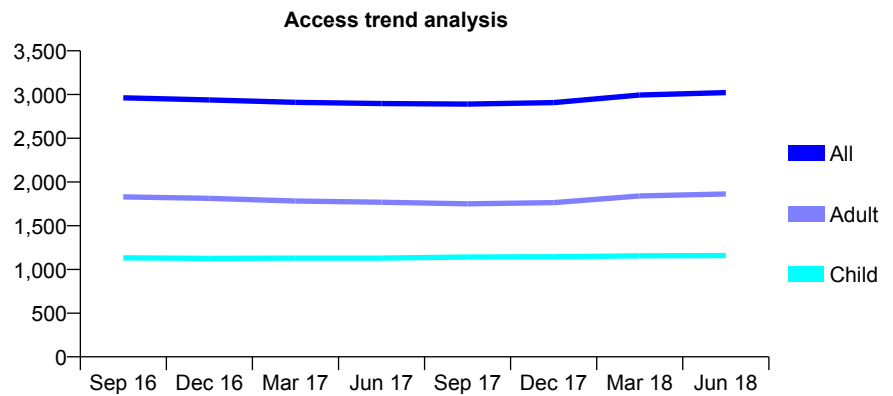
Q62 - Vital Signs At a Glance Contract Report for 228974/0002 - June 2018

Name or company name	Pitshanger Dental Care
Contract type name	GDS Contract
Purpose of contract	General
Contract start date	01/05/2009
Contract end date	

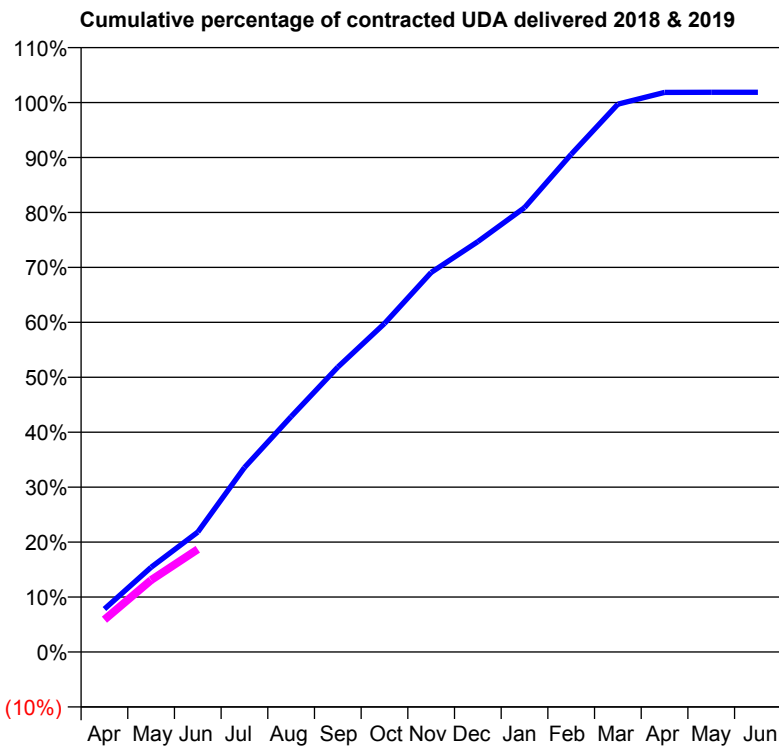
18/19 Contracted general activity (UDA)	6,134
Carry forward general activity (UDA)	0
18/19 Contracted orthodontic activity (UOA)	0
Carry forward orthodontic activity (UOA)	0
Baseline contract value	£179,145.86

ACCESS*

Patients seen in 24 months	Total	Change since previous quarter
Quarter ending June 2017	2,897	
Quarter ending September 2017	2,891	→
Quarter ending December 2017	2,907	→
Quarter ending March 2018	2,995	↑
Quarter ending June 2018	3,022	→
Variance since June 2017	4.3%	↑



ACTIVITY



Adjusted Scheduled Activity (UDA)		
Month	2018	2019
April	480	361
May	946	804
June	1,339	1,147
July	2,059	
August	2,628	
September	3,180	
October	3,667	
November	4,236	
December	4,581	
January	4,960	
February	5,556	
March	6,116	
April	6,246	
May	6,248	
June	6,248	

QUALITY

	Quantity	Base Number	Contract	AT	Region	England
% of FP17s for the same patient ID Re-attending within 3 months - Children	10	231	4.3%	9.9%	11.5%	11.5%
% of FP17s for the same patient ID Re-attending within 3 months - Adults	58	484	12.0%	15.7%	16.6%	15.4%
% of FP17s for the same patient ID Re-attending between 3 & 9 months - Children	83	231	35.9%	48.8%	48.8%	58.9%
% of FP17s for the same patient ID Re-attending between 3 & 9 months - Adults	157	484	32.4%	38.6%	39.3%	51.6%
% of FP17s for Band 1 Urgent Courses	60	627	9.6%	11.0%	10.6%	8.9%
% of FP17s Relating to Free Repair or Replacements	6	627	1.0%	0.5%	0.5%	0.8%
% of FP17s Relating to Continuations	4	627	0.6%	0.5%	0.7%	0.9%
% of Patients satisfied with the dentistry they have received	2	4	N/A	88.4%	90.4%	93.2%
% of Patients satisfied with the time they had to wait for an appointment	3	4	N/A	83.8%	85.3%	88.8%

* This is based on patients treated on this contract for their most recent course of treatment. Figures in italics indicate the base number of FP17s or Patient Questionnaire responses are less than 100. N/A is shown where the base number of responses is less than 10 during the period. % is calculated as Quantity/Base number*100

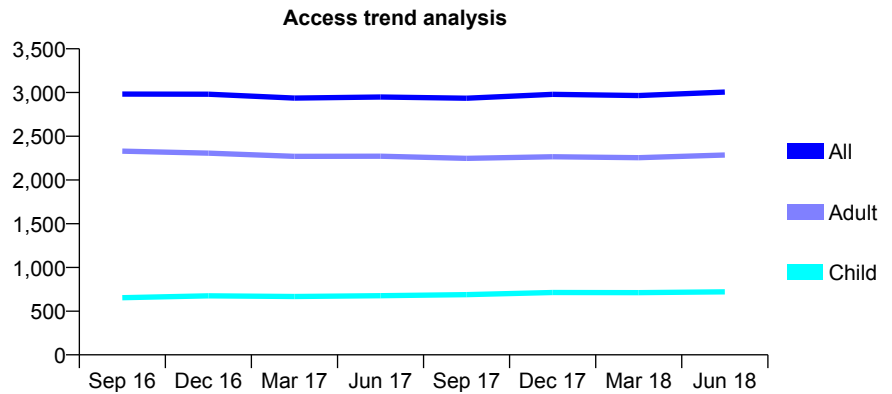
Q62 - Vital Signs At a Glance Contract Report for 232343/0001 - June 2018

Name or company name	Apple Dental Care
Contract type name	GDS Contract
Purpose of contract	General
Contract start date	01/04/2006
Contract end date	

18/19 Contracted general activity (UDA)	10,657
Carry forward general activity (UDA)	0
18/19 Contracted orthodontic activity (UOA)	0
Carry forward orthodontic activity (UOA)	0
Baseline contract value	£348,455.85

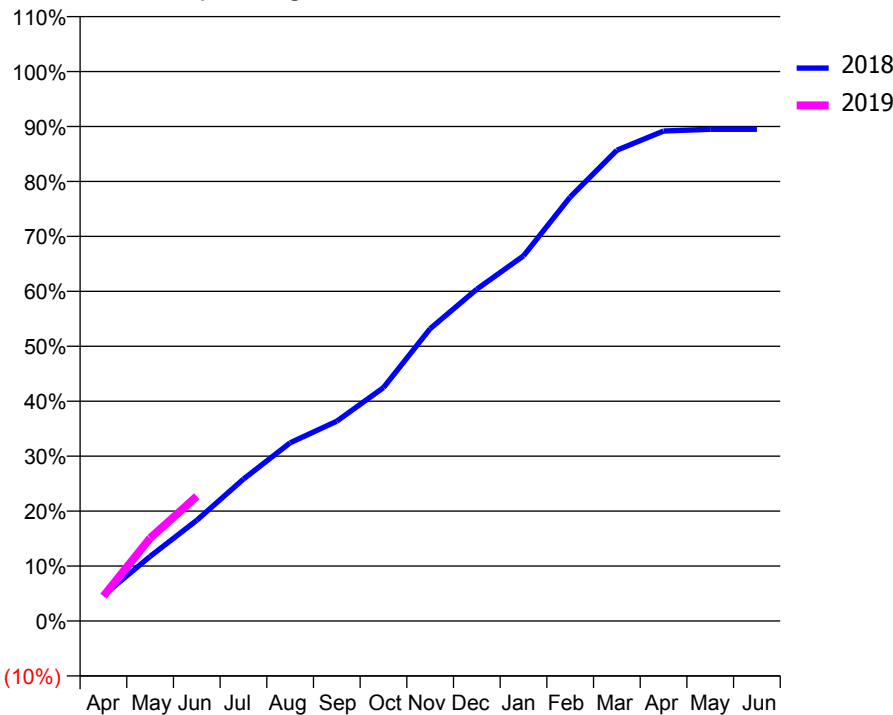
ACCESS*

Patients seen in 24 months	Total	Change since previous quarter
Quarter ending June 2017	2,948	
Quarter ending September 2017	2,935	→
Quarter ending December 2017	2,979	→
Quarter ending March 2018	2,966	→
Quarter ending June 2018	3,005	→
Variance since June 2017	1.9%	→



ACTIVITY

Cumulative percentage of contracted UDA delivered 2018 & 2019



Adjusted Scheduled Activity (UDA)		
Month	2018	2019
April	499	481
May	1,253	1,608
June	1,955	2,419
July	2,754	
August	3,455	
September	3,877	
October	4,528	
November	5,669	
December	6,435	
January	7,082	
February	8,223	
March	9,131	
April	9,503	
May	9,536	
June	9,536	

QUALITY

	Quantity	Base Number	Contract	AT	Region	England
% of FP17s for the same patient ID Re-attending within 3 months - Children	20	219	9.1%	9.9%	11.5%	11.5%
% of FP17s for the same patient ID Re-attending within 3 months - Adults	145	673	21.5%	15.7%	16.6%	15.4%
% of FP17s for the same patient ID Re-attending between 3 & 9 months - Children	116	219	53.0%	48.8%	48.8%	58.9%
% of FP17s for the same patient ID Re-attending between 3 & 9 months - Adults	229	673	34.0%	38.6%	39.3%	51.6%
% of FP17s for Band 1 Urgent Courses	144	750	19.2%	11.0%	10.6%	8.9%
% of FP17s Relating to Free Repair or Replacements	4	750	0.5%	0.5%	0.5%	0.8%
% of FP17s Relating to Continuations	0	750	0.0%	0.5%	0.7%	0.9%
% of Patients satisfied with the dentistry they have received	1	1	N/A	88.4%	90.4%	93.2%
% of Patients satisfied with the time they had to wait for an appointment	1	1	N/A	83.8%	85.3%	88.8%

* This is based on patients treated on this contract for their most recent course of treatment. Figures in italics indicate the base number of FP17s or Patient Questionnaire responses are less than 100. N/A is shown where the base number of responses is less than 10 during the period. % is calculated as Quantity/Base number*100

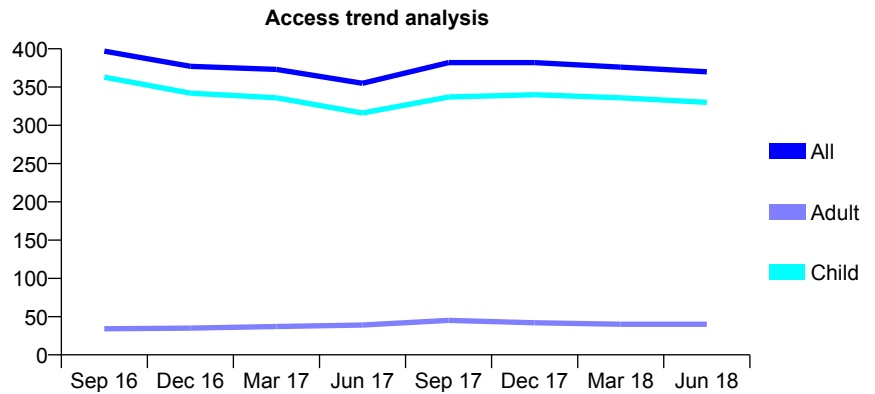
Q62 - Vital Signs At a Glance Contract Report for 239720/0001 - June 2018

Name or company name	MR A EGHBAL OMIDI
Contract type name	GDS Contract
Purpose of contract	General
Contract start date	01/04/2006
Contract end date	

18/19 Contracted general activity (UDA)	680
Carry forward general activity (UDA)	0
18/19 Contracted orthodontic activity (UOA)	0
Carry forward orthodontic activity (UOA)	0
Baseline contract value	£18,277.71

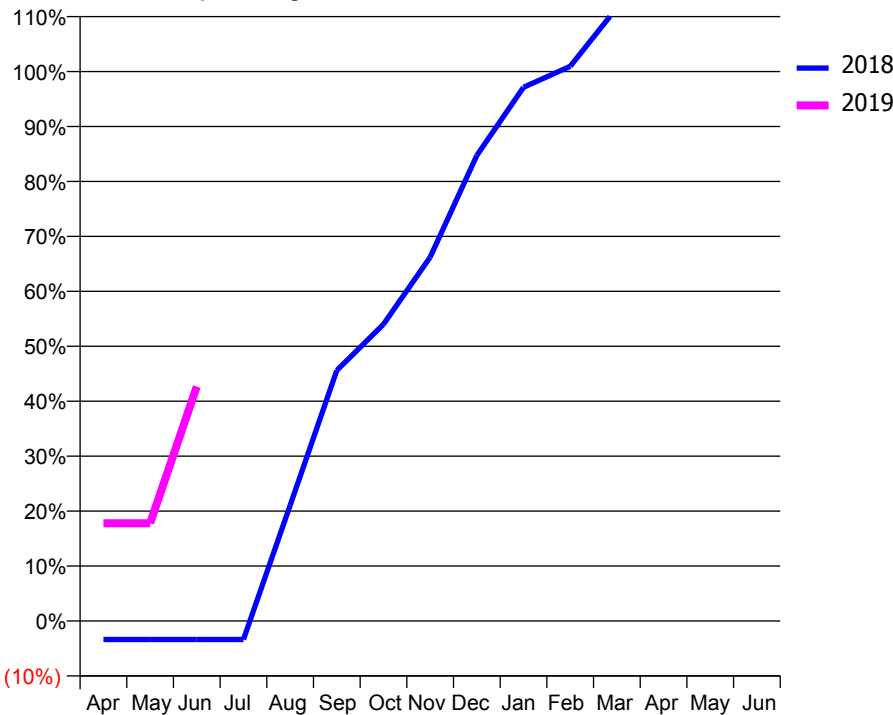
ACCESS*

Patients seen in 24 months	Total	Change since previous quarter
Quarter ending June 2017	355	
Quarter ending September 2017	382	↑
Quarter ending December 2017	382	→
Quarter ending March 2018	376	↓
Quarter ending June 2018	370	↓
Variance since June 2017	4.2%	↑



ACTIVITY

Cumulative percentage of contracted UDA delivered 2018 & 2019



Month	Adjusted Scheduled Activity (UDA)	
	2018	2019
April	-23	121
May	-23	121
June	-23	290
July	-23	
August	143	
September	310	
October	367	
November	450	
December	576	
January	660	
February	686	
March	759	
April	774	
May	774	
June	774	

QUALITY

	Quantity	Base Number	Contract	AT	Region	England
% of FP17s for the same patient ID Re-attending within 3 months - Children	3	107	2.8%	9.9%	11.5%	11.5%
% of FP17s for the same patient ID Re-attending within 3 months - Adults	0	5	0.0%	15.7%	16.6%	15.4%
% of FP17s for the same patient ID Re-attending between 3 & 9 months - Children	59	107	55.1%	48.8%	48.8%	58.9%
% of FP17s for the same patient ID Re-attending between 3 & 9 months - Adults	4	5	80.0%	38.6%	39.3%	51.6%
% of FP17s for Band 1 Urgent Courses	1	105	1.0%	11.0%	10.6%	8.9%
% of FP17s Relating to Free Repair or Replacements	0	105	0.0%	0.5%	0.5%	0.8%
% of FP17s Relating to Continuations	0	105	0.0%	0.5%	0.7%	0.9%
% of Patients satisfied with the dentistry they have received	0	0	N/A	88.4%	90.4%	93.2%
% of Patients satisfied with the time they had to wait for an appointment	0	0	N/A	83.8%	85.3%	88.8%

* This is based on patients treated on this contract for their most recent course of treatment. Figures in italics indicate the base number of FP17s or Patient Questionnaire responses are less than 100. N/A is shown where the base number of responses is less than 10 during the period. % is calculated as Quantity/Base number*100

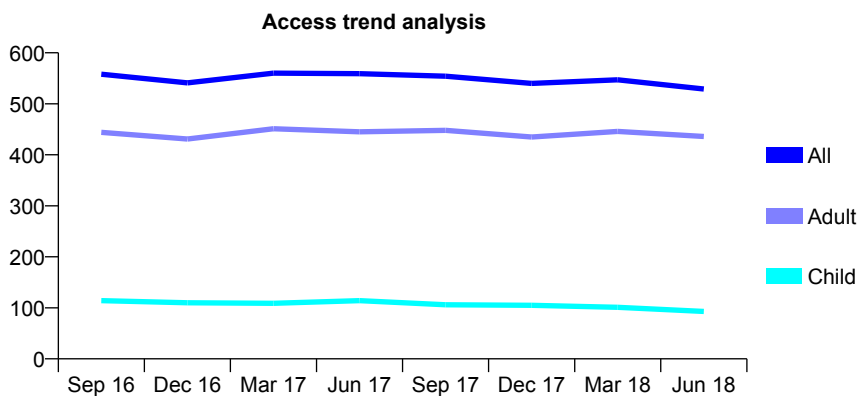
Q62 - Vital Signs At a Glance Contract Report for 239976/0002 - June 2018

Name or company name	MR WA TOWOLAWI
Contract type name	GDS Contract
Purpose of contract	General
Contract start date	01/04/2006
Contract end date	

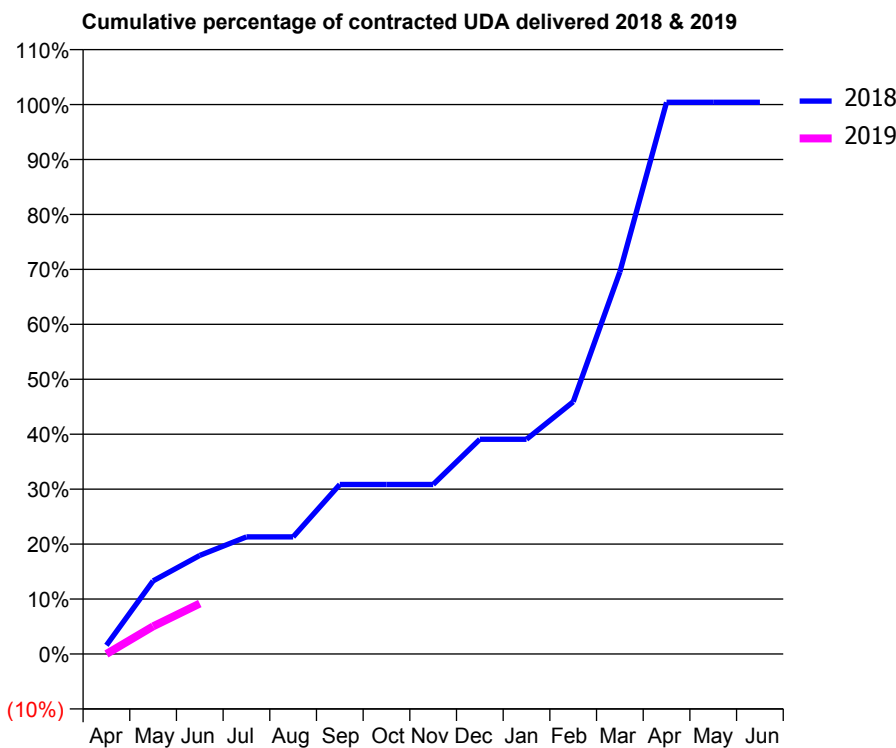
18/19 Contracted general activity (UDA)	1,685
Carry forward general activity (UDA)	0
18/19 Contracted orthodontic activity (UOA)	0
Carry forward orthodontic activity (UOA)	0
Baseline contract value	£51,761.81

ACCESS*

Patients seen in 24 months	Total	Change since previous quarter
Quarter ending June 2017	559	
Quarter ending September 2017	554	→
Quarter ending December 2017	540	↓
Quarter ending March 2018	547	→
Quarter ending June 2018	529	↓
Variance since June 2017	(5.4%)	↓



ACTIVITY



Month	Adjusted Scheduled Activity (UDA)	
	2018	2019
April	27	0
May	224	85
June	302	155
July	359	
August	359	
September	520	
October	520	
November	520	
December	659	
January	659	
February	774	
March	1,172	
April	1,692	
May	1,692	
June	1,692	

QUALITY

	Quantity	Base Number	Contract	AT	Region	England
% of FP17s for the same patient ID Re-attending within 3 months - Children	4	32	12.5%	9.9%	11.5%	11.5%
% of FP17s for the same patient ID Re-attending within 3 months - Adults	30	156	19.2%	15.7%	16.6%	15.4%
% of FP17s for the same patient ID Re-attending between 3 & 9 months - Children	6	32	18.8%	48.8%	48.8%	58.9%
% of FP17s for the same patient ID Re-attending between 3 & 9 months - Adults	23	156	14.7%	38.6%	39.3%	51.6%
% of FP17s for Band 1 Urgent Courses	28	65	43.1%	11.0%	10.6%	8.9%
% of FP17s Relating to Free Repair or Replacements	0	65	0.0%	0.5%	0.5%	0.8%
% of FP17s Relating to Continuations	0	65	0.0%	0.5%	0.7%	0.9%
% of Patients satisfied with the dentistry they have received	0	0	N/A	88.4%	90.4%	93.2%
% of Patients satisfied with the time they had to wait for an appointment	0	0	N/A	83.8%	85.3%	88.8%

* This is based on patients treated on this contract for their most recent course of treatment. Figures in italics indicate the base number of FP17s or Patient Questionnaire responses are less than 100. N/A is shown where the base number of responses is less than 10 during the period. % is calculated as Quantity/Base number*100

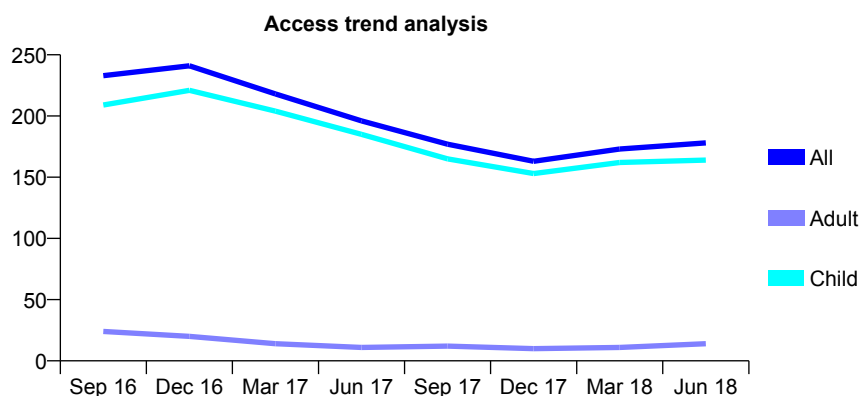
Q62 - Vital Signs At a Glance Contract Report for 245976/0001 - June 2018

Name or company name	MISS Y LIU
Contract type name	GDS Contract
Purpose of contract	General
Contract start date	01/04/2006
Contract end date	

18/19 Contracted general activity (UDA)	195
Carry forward general activity (UDA)	0
18/19 Contracted orthodontic activity (UOA)	0
Carry forward orthodontic activity (UOA)	0
Baseline contract value	£3,552.87

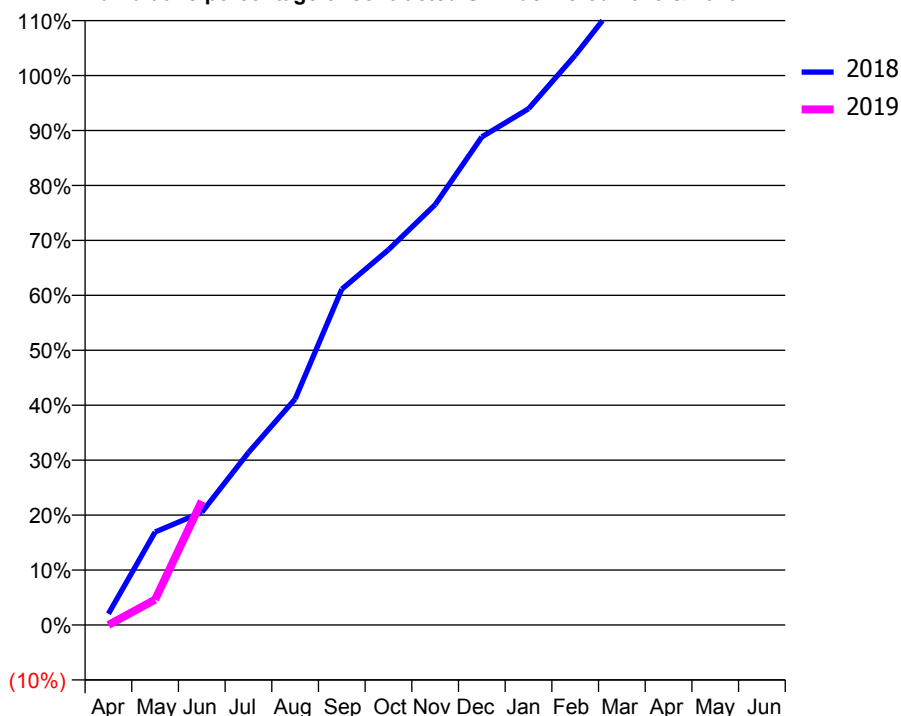
ACCESS*

Patients seen in 24 months	Total	Change since previous quarter
Quarter ending June 2017	196	
Quarter ending September 2017	177	↓
Quarter ending December 2017	163	↓
Quarter ending March 2018	173	↑
Quarter ending June 2018	178	↑
Variance since June 2017	(9.2%)	↓



ACTIVITY

Cumulative percentage of contracted UDA delivered 2018 & 2019



Adjusted Scheduled Activity (UDA)

Month	2018	2019
April	4	0
May	33	9
June	40	44
July	61	
August	80	
September	119	
October	133	
November	149	
December	173	
January	183	
February	202	
March	223	
April	266	
May	284	
June	284	

QUALITY

	Quantity	Base Number	Contract	AT	Region	England
% of FP17s for the same patient ID Re-attending within 3 months - Children	4	82	4.9%	9.9%	11.5%	11.5%
% of FP17s for the same patient ID Re-attending within 3 months - Adults	0	0	N/A	15.7%	16.6%	15.4%
% of FP17s for the same patient ID Re-attending between 3 & 9 months - Children	43	82	52.4%	48.8%	48.8%	58.9%
% of FP17s for the same patient ID Re-attending between 3 & 9 months - Adults	0	0	N/A	38.6%	39.3%	51.6%
% of FP17s for Band 1 Urgent Courses	0	34	0.0%	11.0%	10.6%	8.9%
% of FP17s Relating to Free Repair or Replacements	0	34	0.0%	0.5%	0.5%	0.8%
% of FP17s Relating to Continuations	0	34	0.0%	0.5%	0.7%	0.9%
% of Patients satisfied with the dentistry they have received	0	0	N/A	88.4%	90.4%	93.2%
% of Patients satisfied with the time they had to wait for an appointment	0	0	N/A	83.8%	85.3%	88.8%

* This is based on patients treated on this contract for their most recent course of treatment. Figures in italics indicate the base number of FP17s or Patient Questionnaire responses are less than 100. N/A is shown where the base number of responses is less than 10 during the period. % is calculated as Quantity/Base number*100

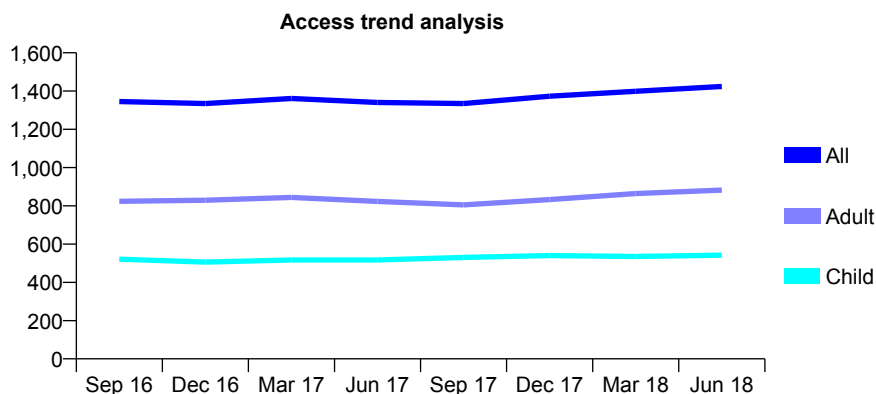
Q62 - Vital Signs At a Glance Contract Report for 250562/0001 - June 2018

Name or company name	MRS R KUNWARDIA
Contract type name	GDS Contract
Purpose of contract	General
Contract start date	01/04/2006
Contract end date	

18/19 Contracted general activity (UDA)	2,910
Carry forward general activity (UDA)	0
18/19 Contracted orthodontic activity (UOA)	0
Carry forward orthodontic activity (UOA)	0
Baseline contract value	£81,054.96

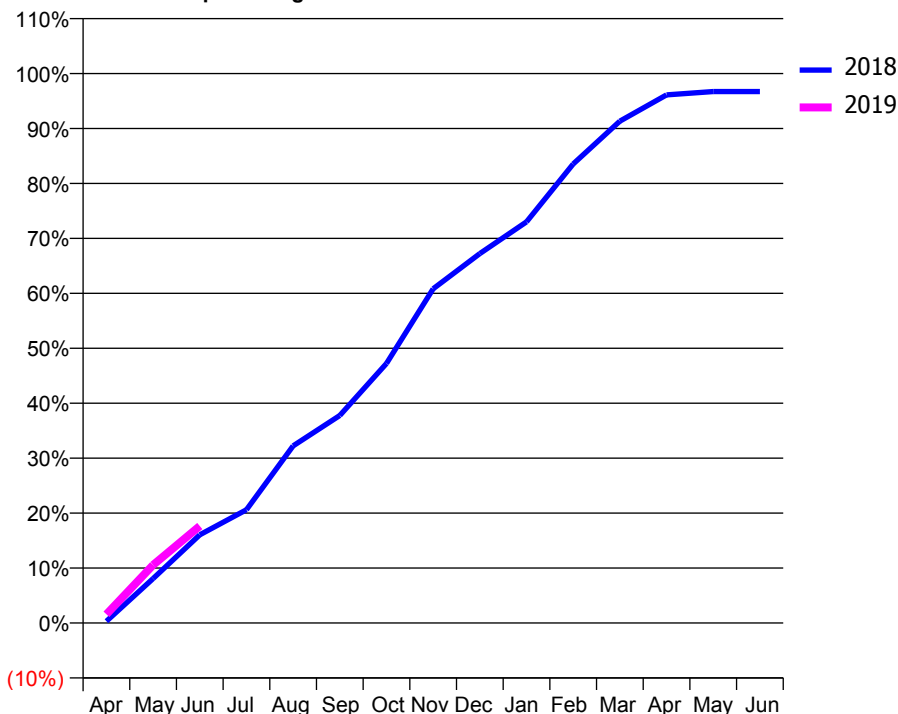
ACCESS*

Patients seen in 24 months	Total	Change since previous quarter
Quarter ending June 2017	1,340	
Quarter ending September 2017	1,335	→
Quarter ending December 2017	1,373	↑
Quarter ending March 2018	1,399	→
Quarter ending June 2018	1,424	→
Variance since June 2017	6.3%	↑



ACTIVITY

Cumulative percentage of contracted UDA delivered 2018 & 2019



Month	Adjusted Scheduled Activity (UDA)	
	2018	2019
April	9	46
May	236	307
June	467	514
July	600	
August	938	
September	1,099	
October	1,375	
November	1,770	
December	1,956	
January	2,124	
February	2,431	
March	2,658	
April	2,797	
May	2,814	
June	2,814	

QUALITY

	Quantity	Base Number	Contract	AT	Region	England
% of FP17s for the same patient ID Re-attending within 3 months - Children	4	156	2.6%	9.9%	11.5%	11.5%
% of FP17s for the same patient ID Re-attending within 3 months - Adults	12	247	4.9%	15.7%	16.6%	15.4%
% of FP17s for the same patient ID Re-attending between 3 & 9 months - Children	97	156	62.2%	48.8%	48.8%	58.9%
% of FP17s for the same patient ID Re-attending between 3 & 9 months - Adults	115	247	46.6%	38.6%	39.3%	51.6%
% of FP17s for Band 1 Urgent Courses	33	316	10.4%	11.0%	10.6%	8.9%
% of FP17s Relating to Free Repair or Replacements	4	316	1.3%	0.5%	0.5%	0.8%
% of FP17s Relating to Continuations	0	316	0.0%	0.5%	0.7%	0.9%
% of Patients satisfied with the dentistry they have received	1	1	N/A	88.4%	90.4%	93.2%
% of Patients satisfied with the time they had to wait for an appointment	1	1	N/A	83.8%	85.3%	88.8%

* This is based on patients treated on this contract for their most recent course of treatment. Figures in italics indicate the base number of FP17s or Patient Questionnaire responses are less than 100. N/A is shown where the base number of responses is less than 10 during the period. % is calculated as Quantity/Base number*100

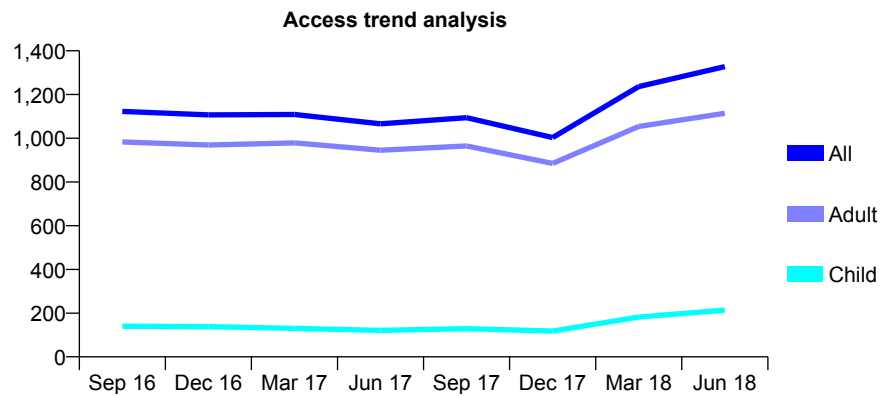
Q62 - Vital Signs At a Glance Contract Report for 251267/0001 - June 2018

Name or company name	MR HS MAUDUDI
Contract type name	GDS Contract
Purpose of contract	General
Contract start date	01/04/2006
Contract end date	

18/19 Contracted general activity (UDA)	4,500
Carry forward general activity (UDA)	0
18/19 Contracted orthodontic activity (UOA)	0
Carry forward orthodontic activity (UOA)	0
Baseline contract value	£112,500.00

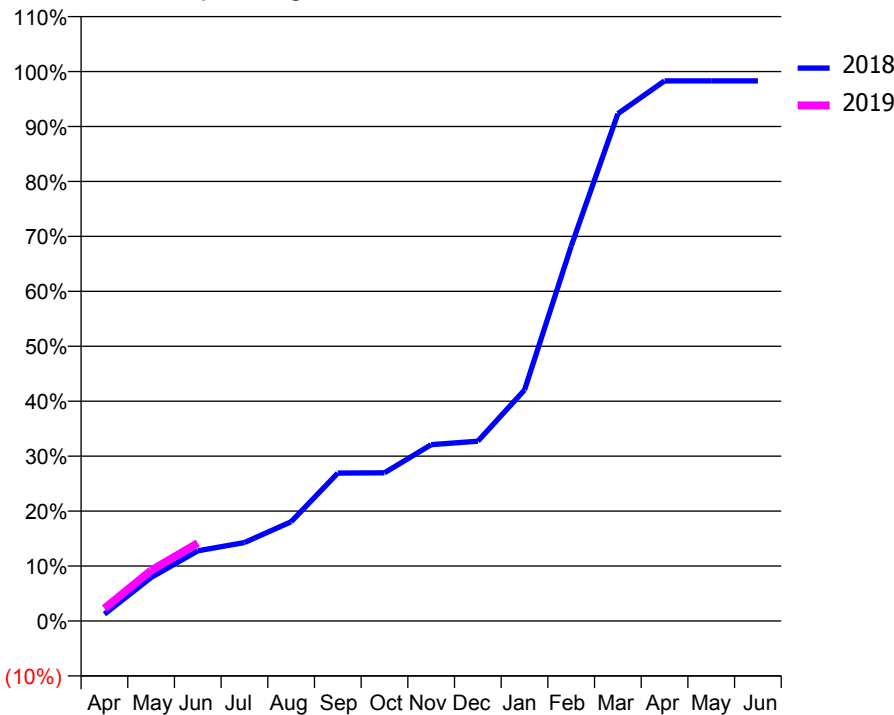
ACCESS*

Patients seen in 24 months	Total	Change since previous quarter
Quarter ending June 2017	1,066	
Quarter ending September 2017	1,094	↑
Quarter ending December 2017	1,003	↓
Quarter ending March 2018	1,236	↑
Quarter ending June 2018	1,328	↑
Variance since June 2017	24.6%	↑



ACTIVITY

Cumulative percentage of contracted UDA delivered 2018 & 2019



Month	Adjusted Scheduled Activity (UDA)	
	2018	2019
April	32	103
May	203	414
June	328	638
July	366	
August	464	
September	691	
October	692	
November	823	
December	840	
January	1,079	
February	1,751	
March	2,369	
April	2,522	
May	2,522	
June	2,522	

QUALITY

	Quantity	Base Number	Contract	AT	Region	England
% of FP17s for the same patient ID Re-attending within 3 months - Children	1	49	2.0%	9.9%	11.5%	11.5%
% of FP17s for the same patient ID Re-attending within 3 months - Adults	15	207	7.2%	15.7%	16.6%	15.4%
% of FP17s for the same patient ID Re-attending between 3 & 9 months - Children	2	49	4.1%	48.8%	48.8%	58.9%
% of FP17s for the same patient ID Re-attending between 3 & 9 months - Adults	13	207	6.3%	38.6%	39.3%	51.6%
% of FP17s for Band 1 Urgent Courses	12	211	5.7%	11.0%	10.6%	8.9%
% of FP17s Relating to Free Repair or Replacements	0	211	0.0%	0.5%	0.5%	0.8%
% of FP17s Relating to Continuations	0	211	0.0%	0.5%	0.7%	0.9%
% of Patients satisfied with the dentistry they have received	0	0	N/A	88.4%	90.4%	93.2%
% of Patients satisfied with the time they had to wait for an appointment	0	0	N/A	83.8%	85.3%	88.8%

* This is based on patients treated on this contract for their most recent course of treatment. Figures in italics indicate the base number of FP17s or Patient Questionnaire responses are less than 100. N/A is shown where the base number of responses is less than 10 during the period. % is calculated as Quantity/Base number*100

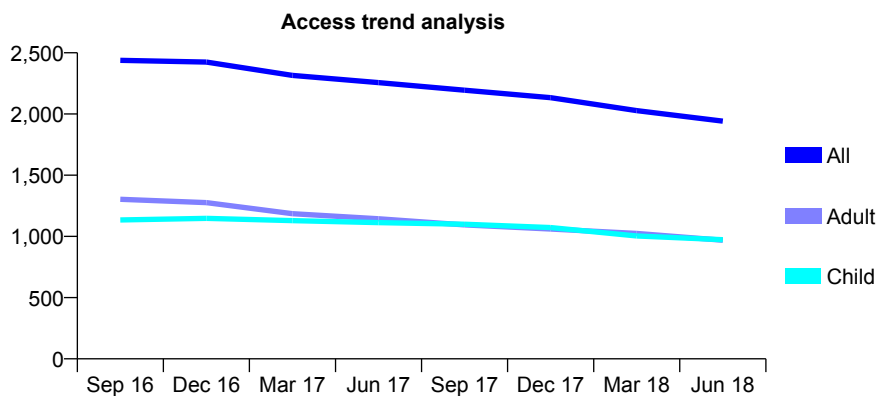
Q62 - Vital Signs At a Glance Contract Report for 251305/0001 - June 2018

Name or company name	MISS V IZADPANAH
Contract type name	GDS Contract
Purpose of contract	General
Contract start date	01/04/2010
Contract end date	

18/19 Contracted general activity (UDA)	7,829
Carry forward general activity (UDA)	0
18/19 Contracted orthodontic activity (UOA)	0
Carry forward orthodontic activity (UOA)	0
Baseline contract value	£221,458.24

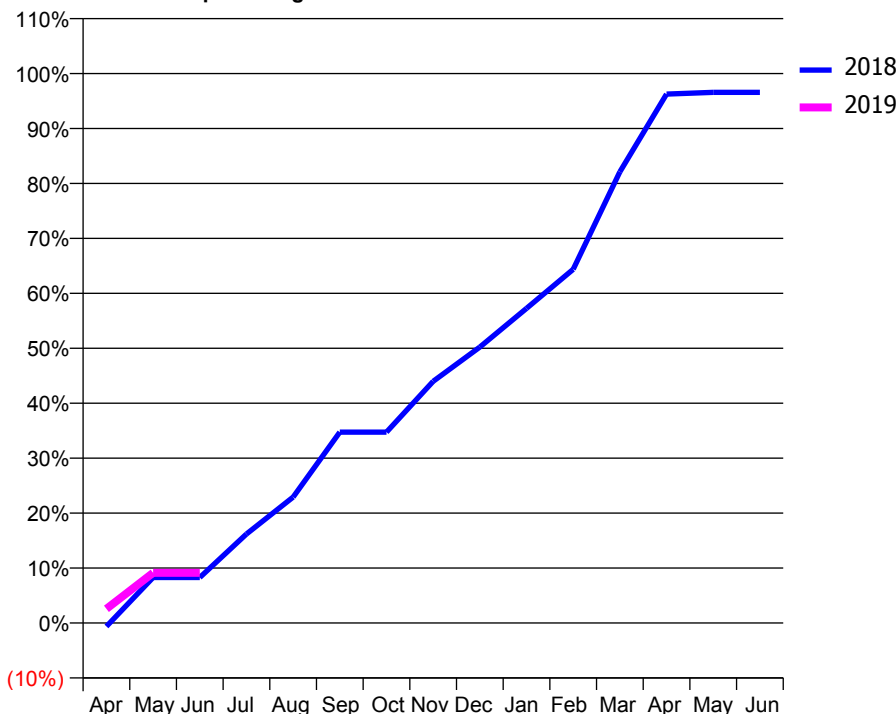
ACCESS*

Patients seen in 24 months	Total	Change since previous quarter
Quarter ending June 2017	2,257	
Quarter ending September 2017	2,194	↓
Quarter ending December 2017	2,133	↓
Quarter ending March 2018	2,028	↓
Quarter ending June 2018	1,942	↓
Variance since June 2017	(14.0%)	↓



ACTIVITY

Cumulative percentage of contracted UDA delivered 2018 & 2019



Adjusted Scheduled Activity (UDA)

Month	2018	2019
April	-51	202
May	649	714
June	649	714
July	1,269	
August	1,795	
September	2,719	
October	2,719	
November	3,444	
December	3,932	
January	4,482	
February	5,040	
March	6,428	
April	7,536	
May	7,561	
June	7,561	

QUALITY

	Quantity	Base Number	Contract	AT	Region	England
% of FP17s for the same patient ID Re-attending within 3 months - Children	8	180	4.4%	9.9%	11.5%	11.5%
% of FP17s for the same patient ID Re-attending within 3 months - Adults	33	200	16.5%	15.7%	16.6%	15.4%
% of FP17s for the same patient ID Re-attending between 3 & 9 months - Children	88	180	48.9%	48.8%	48.8%	58.9%
% of FP17s for the same patient ID Re-attending between 3 & 9 months - Adults	80	200	40.0%	38.6%	39.3%	51.6%
% of FP17s for Band 1 Urgent Courses	32	231	13.9%	11.0%	10.6%	8.9%
% of FP17s Relating to Free Repair or Replacements	1	231	0.4%	0.5%	0.5%	0.8%
% of FP17s Relating to Continuations	1	231	0.4%	0.5%	0.7%	0.9%
% of Patients satisfied with the dentistry they have received	0	0	N/A	88.4%	90.4%	93.2%
% of Patients satisfied with the time they had to wait for an appointment	0	0	N/A	83.8%	85.3%	88.8%

* This is based on patients treated on this contract for their most recent course of treatment. Figures in italics indicate the base number of FP17s or Patient Questionnaire responses are less than 100. N/A is shown where the base number of responses is less than 10 during the period. % is calculated as Quantity/Base number*100

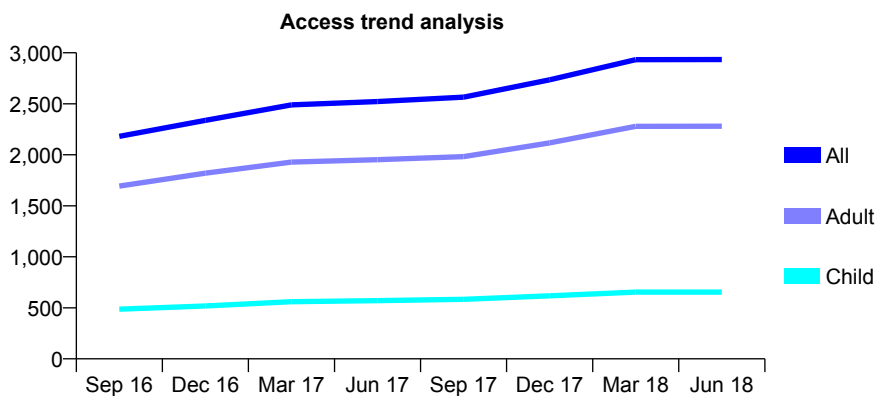
Q62 - Vital Signs At a Glance Contract Report for 254231/0001 - June 2018

Name or company name	MR SH PEZESHKI
Contract type name	GDS Contract
Purpose of contract	General
Contract start date	04/01/2010
Contract end date	

18/19 Contracted general activity (UDA)	8,200
Carry forward general activity (UDA)	0
18/19 Contracted orthodontic activity (UOA)	0
Carry forward orthodontic activity (UOA)	0
Baseline contract value	£230,575.30

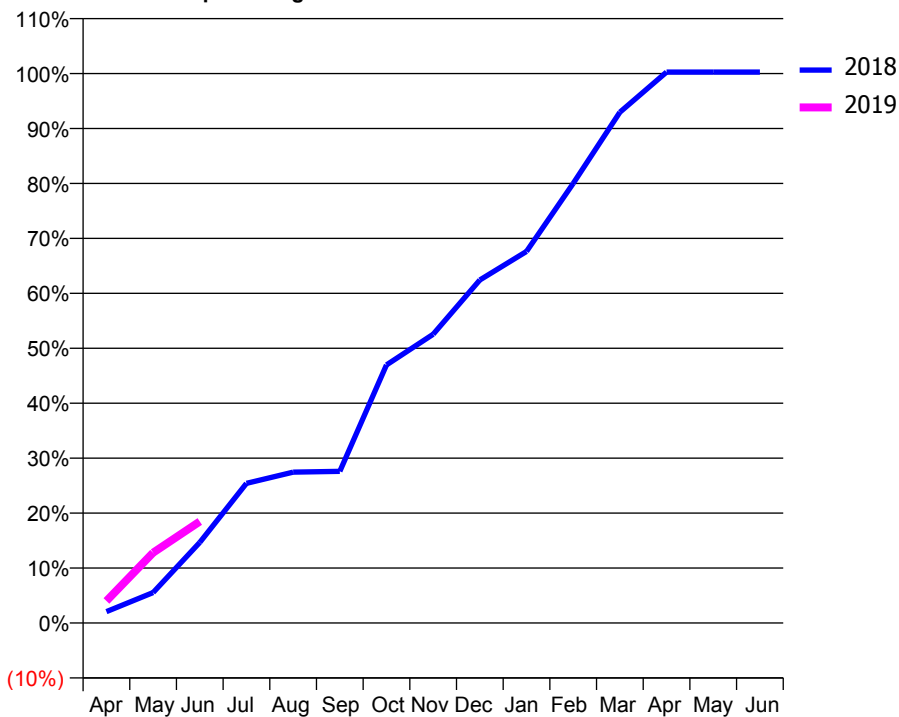
ACCESS*

Patients seen in 24 months	Total	Change since previous quarter
Quarter ending June 2017	2,522	
Quarter ending September 2017	2,566	→
Quarter ending December 2017	2,735	↑
Quarter ending March 2018	2,933	↑
Quarter ending June 2018	2,934	→
Variance since June 2017	16.3%	↑



ACTIVITY

Cumulative percentage of contracted UDA delivered 2018 & 2019



Month	Adjusted Scheduled Activity (UDA)	
	2018	2019
April	171	329
May	454	1,050
June	1,202	1,516
July	2,085	
August	2,251	
September	2,264	
October	3,851	
November	4,309	
December	5,118	
January	5,546	
February	6,559	
March	7,622	
April	8,221	
May	8,221	
June	8,221	

QUALITY

	Quantity	Base Number	Contract	AT	Region	England
% of FP17s for the same patient ID Re-attending within 3 months - Children	15	137	10.9%	9.9%	11.5%	11.5%
% of FP17s for the same patient ID Re-attending within 3 months - Adults	87	532	16.4%	15.7%	16.6%	15.4%
% of FP17s for the same patient ID Re-attending between 3 & 9 months - Children	62	137	45.3%	48.8%	48.8%	58.9%
% of FP17s for the same patient ID Re-attending between 3 & 9 months - Adults	184	532	34.6%	38.6%	39.3%	51.6%
% of FP17s for Band 1 Urgent Courses	70	530	13.2%	11.0%	10.6%	8.9%
% of FP17s Relating to Free Repair or Replacements	1	530	0.2%	0.5%	0.5%	0.8%
% of FP17s Relating to Continuations	6	530	1.1%	0.5%	0.7%	0.9%
% of Patients satisfied with the dentistry they have received	8	9	N/A	88.4%	90.4%	93.2%
% of Patients satisfied with the time they had to wait for an appointment	8	9	N/A	83.8%	85.3%	88.8%

* This is based on patients treated on this contract for their most recent course of treatment. Figures in italics indicate the base number of FP17s or Patient Questionnaire responses are less than 100. N/A is shown where the base number of responses is less than 10 during the period. % is calculated as Quantity/Base number*100

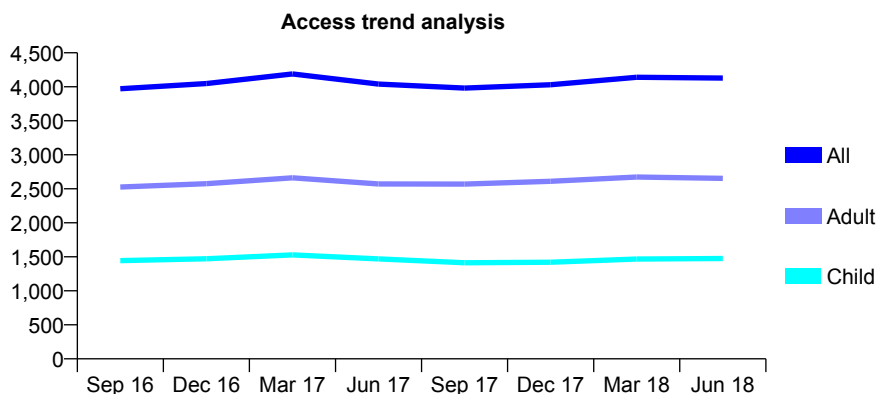
Q62 - Vital Signs At a Glance Contract Report for 261416/0001 - June 2018

Name or company name	MR JS JEER
Contract type name	GDS Contract
Purpose of contract	General
Contract start date	01/04/2006
Contract end date	

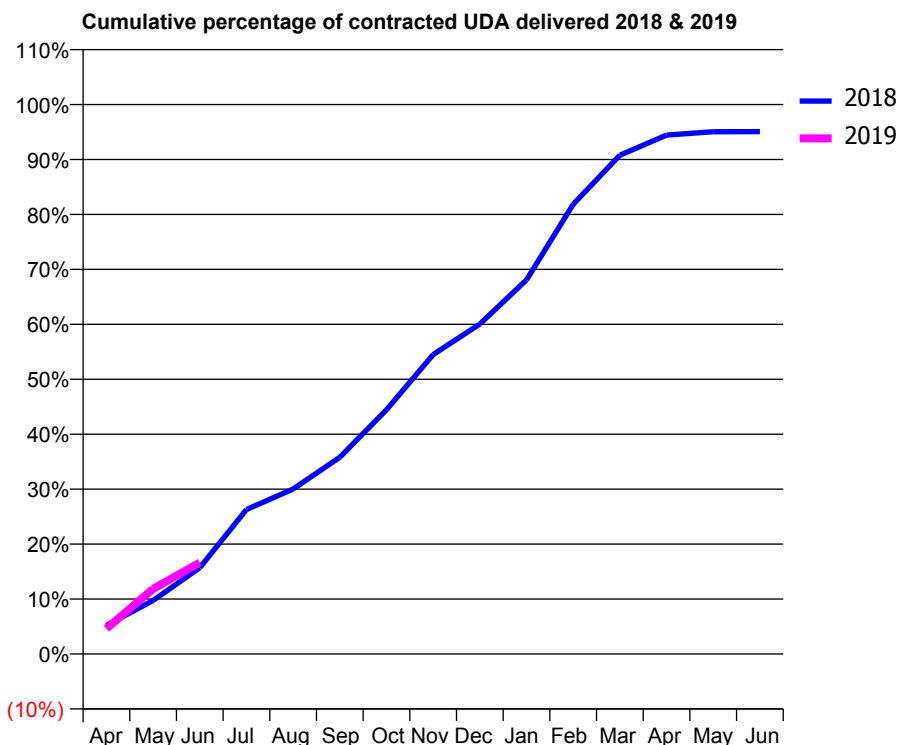
18/19 Contracted general activity (UDA)	11,840
Carry forward general activity (UDA)	0
18/19 Contracted orthodontic activity (UOA)	0
Carry forward orthodontic activity (UOA)	0
Baseline contract value	£338,926.51

ACCESS*

Patients seen in 24 months	Total	Change since previous quarter
Quarter ending June 2017	4,041	
Quarter ending September 2017	3,982	↓
Quarter ending December 2017	4,030	→
Quarter ending March 2018	4,140	↑
Quarter ending June 2018	4,129	→
Variance since June 2017	2.2%	↑



ACTIVITY



Month	Adjusted Scheduled Activity (UDA)	
	2018	2019
April	616	546
May	1,154	1,403
June	1,861	1,970
July	3,113	
August	3,555	
September	4,239	
October	5,261	
November	6,452	
December	7,110	
January	8,062	
February	9,690	
March	10,746	
April	11,181	
May	11,254	
June	11,255	

QUALITY

	Quantity	Base Number	Contract	AT	Region	England
% of FP17s for the same patient ID Re-attending within 3 months - Children	47	487	9.7%	9.9%	11.5%	11.5%
% of FP17s for the same patient ID Re-attending within 3 months - Adults	111	659	16.8%	15.7%	16.6%	15.4%
% of FP17s for the same patient ID Re-attending between 3 & 9 months - Children	259	487	53.2%	48.8%	48.8%	58.9%
% of FP17s for the same patient ID Re-attending between 3 & 9 months - Adults	284	659	43.1%	38.6%	39.3%	51.6%
% of FP17s for Band 1 Urgent Courses	118	970	12.2%	11.0%	10.6%	8.9%
% of FP17s Relating to Free Repair or Replacements	12	970	1.2%	0.5%	0.5%	0.8%
% of FP17s Relating to Continuations	0	970	0.0%	0.5%	0.7%	0.9%
% of Patients satisfied with the dentistry they have received	2	2	N/A	88.4%	90.4%	93.2%
% of Patients satisfied with the time they had to wait for an appointment	1	2	N/A	83.8%	85.3%	88.8%

* This is based on patients treated on this contract for their most recent course of treatment. Figures in italics indicate the base number of FP17s or Patient Questionnaire responses are less than 100. N/A is shown where the base number of responses is less than 10 during the period. % is calculated as Quantity/Base number*100

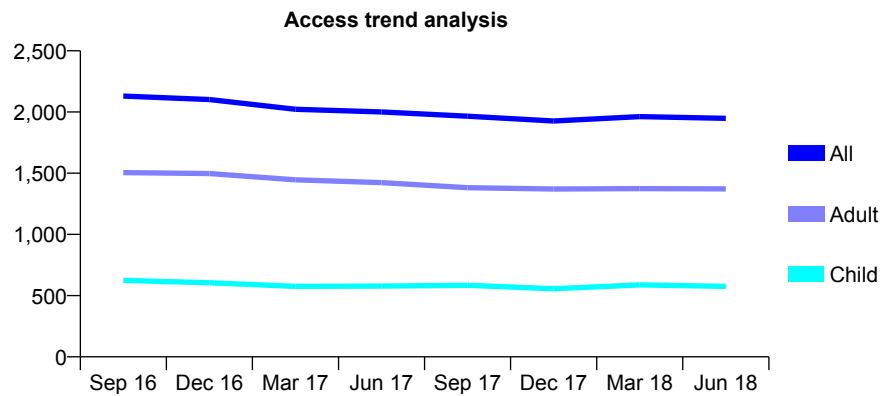
Q62 - Vital Signs At a Glance Contract Report for 262455/0001 - June 2018

Name or company name	Mr Chirag Shah
Contract type name	GDS Contract
Purpose of contract	General
Contract start date	01/04/2006
Contract end date	

18/19 Contracted general activity (UDA)	7,433
Carry forward general activity (UDA)	0
18/19 Contracted orthodontic activity (UOA)	0
Carry forward orthodontic activity (UOA)	0
Baseline contract value	£187,827.58

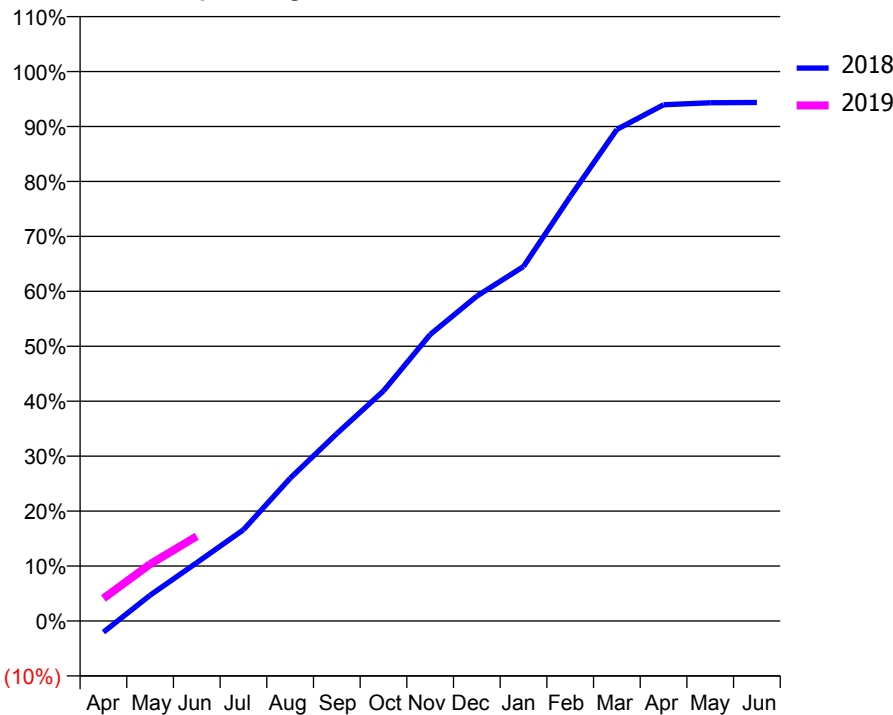
ACCESS*

Patients seen in 24 months	Total	Change since previous quarter
Quarter ending June 2017	2,001	
Quarter ending September 2017	1,966	↓
Quarter ending December 2017	1,927	↓
Quarter ending March 2018	1,962	→
Quarter ending June 2018	1,948	→
Variance since June 2017	(2.6%)	↓



ACTIVITY

Cumulative percentage of contracted UDA delivered 2018 & 2019



Month	Adjusted Scheduled Activity (UDA)	
	2018	2019
April	-152	306
May	349	770
June	789	1,146
July	1,234	
August	1,931	
September	2,536	
October	3,113	
November	3,875	
December	4,395	
January	4,796	
February	5,740	
March	6,650	
April	6,982	
May	7,010	
June	7,013	

QUALITY

	Quantity	Base Number	Contract	AT	Region	England
% of FP17s for the same patient ID Re-attending within 3 months - Children	8	137	5.8%	9.9%	11.5%	11.5%
% of FP17s for the same patient ID Re-attending within 3 months - Adults	21	277	7.6%	15.7%	16.6%	15.4%
% of FP17s for the same patient ID Re-attending between 3 & 9 months - Children	50	137	36.5%	48.8%	48.8%	58.9%
% of FP17s for the same patient ID Re-attending between 3 & 9 months - Adults	61	277	22.0%	38.6%	39.3%	51.6%
% of FP17s for Band 1 Urgent Courses	7	331	2.1%	11.0%	10.6%	8.9%
% of FP17s Relating to Free Repair or Replacements	1	331	0.3%	0.5%	0.5%	0.8%
% of FP17s Relating to Continuations	4	331	1.2%	0.5%	0.7%	0.9%
% of Patients satisfied with the dentistry they have received	0	1	N/A	88.4%	90.4%	93.2%
% of Patients satisfied with the time they had to wait for an appointment	1	1	N/A	83.8%	85.3%	88.8%

* This is based on patients treated on this contract for their most recent course of treatment. Figures in italics indicate the base number of FP17s or Patient Questionnaire responses are less than 100. N/A is shown where the base number of responses is less than 10 during the period. % is calculated as Quantity/Base number*100

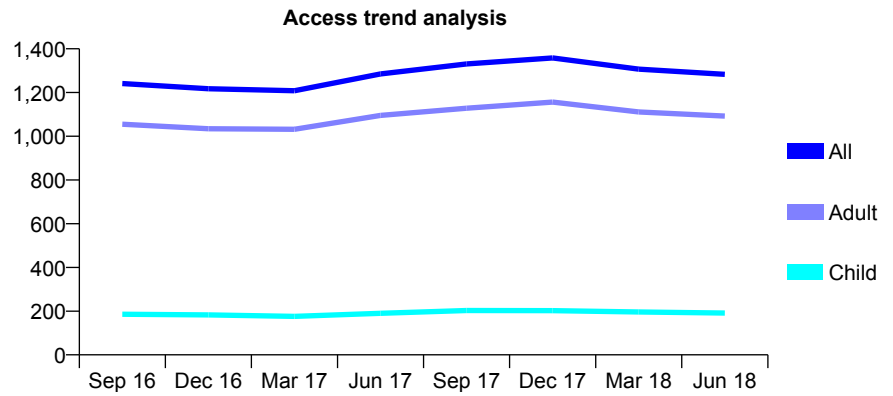
Q62 - Vital Signs At a Glance Contract Report for 263729/0001 - June 2018

Name or company name	MS A FAKI
Contract type name	GDS Contract
Purpose of contract	General
Contract start date	01/04/2006
Contract end date	

18/19 Contracted general activity (UDA)	3,178
Carry forward general activity (UDA)	0
18/19 Contracted orthodontic activity (UOA)	0
Carry forward orthodontic activity (UOA)	0
Baseline contract value	£112,864.07

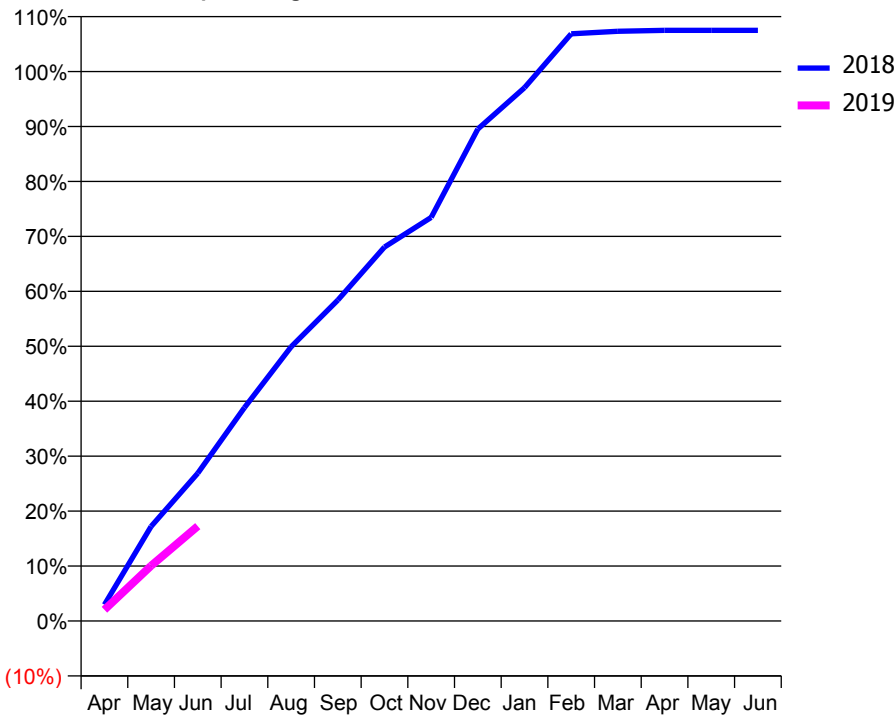
ACCESS*

Patients seen in 24 months	Total	Change since previous quarter
Quarter ending June 2017	1,285	
Quarter ending September 2017	1,331	↑
Quarter ending December 2017	1,358	↑
Quarter ending March 2018	1,307	↓
Quarter ending June 2018	1,283	↓
Variance since June 2017	(0.2%)	→



ACTIVITY

Cumulative percentage of contracted UDA delivered 2018 & 2019



Month	Adjusted Scheduled Activity (UDA)	
	2018	2019
April	95	65
May	547	320
June	855	549
July	1,234	
August	1,586	
September	1,856	
October	2,163	
November	2,334	
December	2,845	
January	3,085	
February	3,396	
March	3,410	
April	3,416	
May	3,416	
June	3,416	

QUALITY

	Quantity	Base Number	Contract	AT	Region	England
% of FP17s for the same patient ID Re-attending within 3 months - Children	3	29	10.3%	9.9%	11.5%	11.5%
% of FP17s for the same patient ID Re-attending within 3 months - Adults	10	164	6.1%	15.7%	16.6%	15.4%
% of FP17s for the same patient ID Re-attending between 3 & 9 months - Children	5	29	17.2%	48.8%	48.8%	58.9%
% of FP17s for the same patient ID Re-attending between 3 & 9 months - Adults	46	164	28.0%	38.6%	39.3%	51.6%
% of FP17s for Band 1 Urgent Courses	34	189	18.0%	11.0%	10.6%	8.9%
% of FP17s Relating to Free Repair or Replacements	1	189	0.5%	0.5%	0.5%	0.8%
% of FP17s Relating to Continuations	0	189	0.0%	0.5%	0.7%	0.9%
% of Patients satisfied with the dentistry they have received	0	1	N/A	88.4%	90.4%	93.2%
% of Patients satisfied with the time they had to wait for an appointment	0	1	N/A	83.8%	85.3%	88.8%

* This is based on patients treated on this contract for their most recent course of treatment. Figures in italics indicate the base number of FP17s or Patient Questionnaire responses are less than 100. N/A is shown where the base number of responses is less than 10 during the period. % is calculated as Quantity/Base number*100

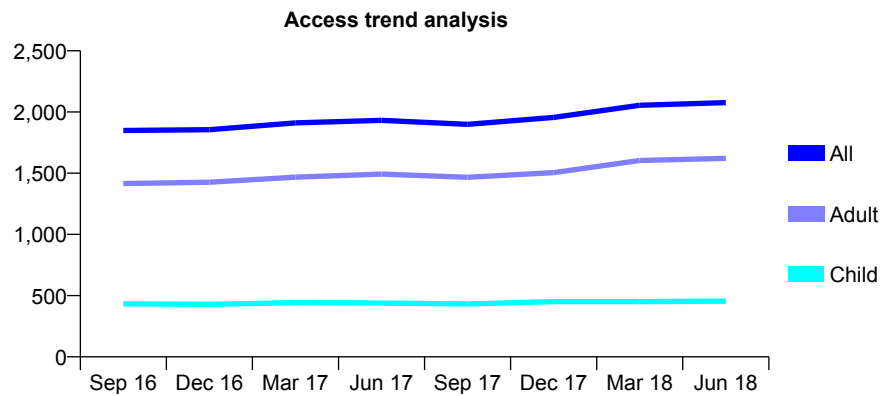
Q62 - Vital Signs At a Glance Contract Report for 263974/0001 - June 2018

Name or company name	MR A PATEL
Contract type name	GDS Contract
Purpose of contract	General
Contract start date	01/04/2006
Contract end date	

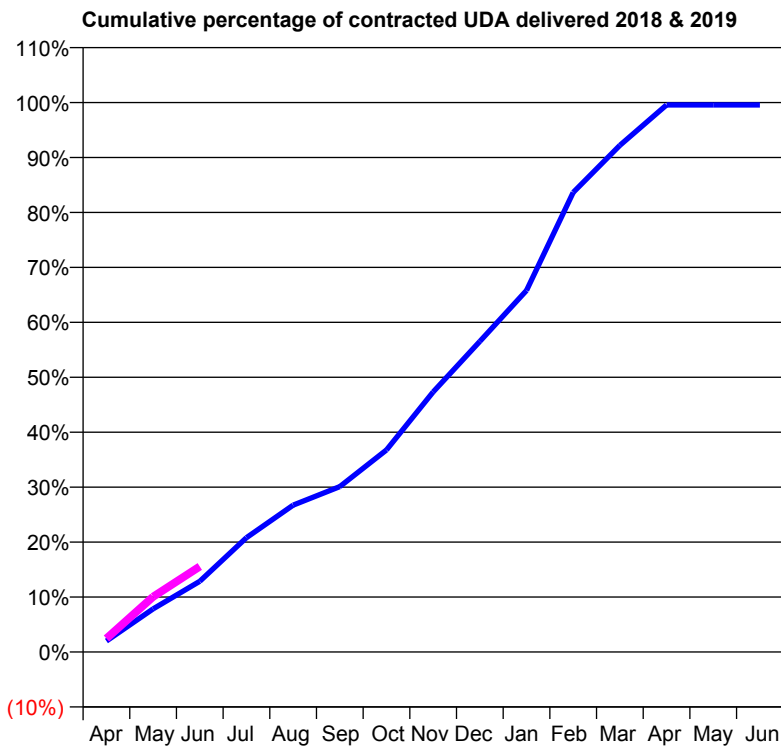
18/19 Contracted general activity (UDA)	7,011
Carry forward general activity (UDA)	0
18/19 Contracted orthodontic activity (UOA)	0
Carry forward orthodontic activity (UOA)	0
Baseline contract value	£208,161.07

ACCESS*

Patients seen in 24 months	Total	Change since previous quarter
Quarter ending June 2017	1,932	
Quarter ending September 2017	1,899	↓
Quarter ending December 2017	1,956	↑
Quarter ending March 2018	2,055	↑
Quarter ending June 2018	2,077	→
Variance since June 2017	7.5%	↑



ACTIVITY



Month	Adjusted Scheduled Activity (UDA)	
	2018	2019
April	141	173
May	551	704
June	903	1,092
July	1,459	
August	1,875	
September	2,110	
October	2,579	
November	3,318	
December	3,963	
January	4,614	
February	5,864	
March	6,465	
April	6,980	
May	6,980	
June	6,980	

QUALITY

	Quantity	Base Number	Contract	AT	Region	England
% of FP17s for the same patient ID Re-attending within 3 months - Children	4	107	3.7%	9.9%	11.5%	11.5%
% of FP17s for the same patient ID Re-attending within 3 months - Adults	60	401	15.0%	15.7%	16.6%	15.4%
% of FP17s for the same patient ID Re-attending between 3 & 9 months - Children	40	107	37.4%	48.8%	48.8%	58.9%
% of FP17s for the same patient ID Re-attending between 3 & 9 months - Adults	115	401	28.7%	38.6%	39.3%	51.6%
% of FP17s for Band 1 Urgent Courses	21	306	6.9%	11.0%	10.6%	8.9%
% of FP17s Relating to Free Repair or Replacements	3	306	1.0%	0.5%	0.5%	0.8%
% of FP17s Relating to Continuations	0	306	0.0%	0.5%	0.7%	0.9%
% of Patients satisfied with the dentistry they have received	1	1	N/A	88.4%	90.4%	93.2%
% of Patients satisfied with the time they had to wait for an appointment	1	1	N/A	83.8%	85.3%	88.8%

* This is based on patients treated on this contract for their most recent course of treatment. Figures in italics indicate the base number of FP17s or Patient Questionnaire responses are less than 100. N/A is shown where the base number of responses is less than 10 during the period. % is calculated as Quantity/Base number*100

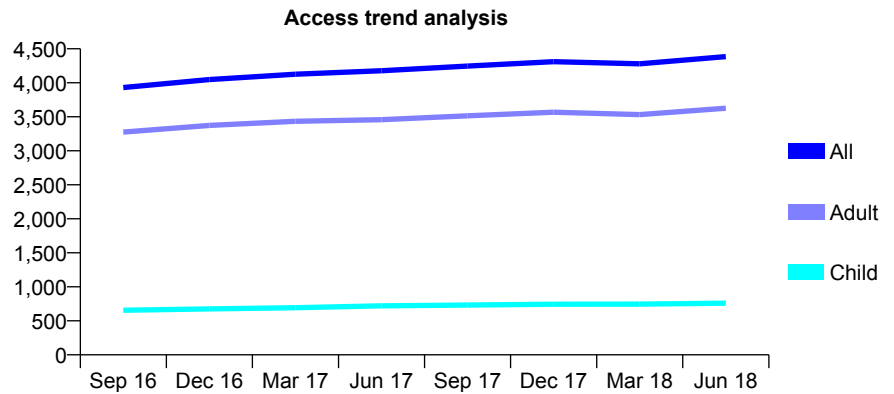
Q62 - Vital Signs At a Glance Contract Report for 271004/0001 - June 2018

Name or company name	80 Kensington Dental Clinic
Contract type name	GDS Contract
Purpose of contract	General
Contract start date	18/12/2006
Contract end date	

18/19 Contracted general activity (UDA)	16,794
Carry forward general activity (UDA)	0
18/19 Contracted orthodontic activity (UOA)	0
Carry forward orthodontic activity (UOA)	0
Baseline contract value	£496,020.02

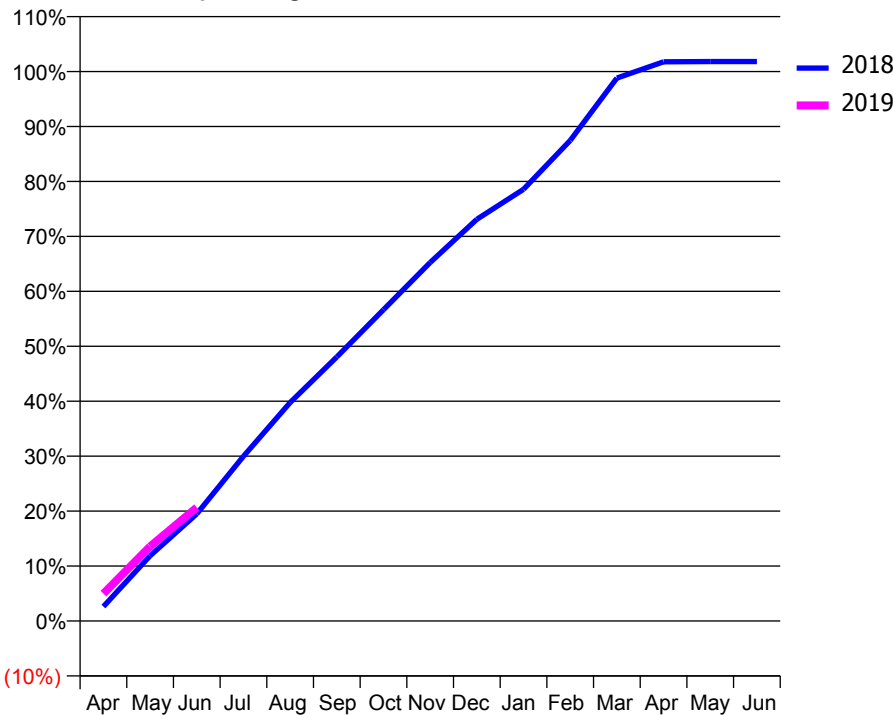
ACCESS*

Patients seen in 24 months	Total	Change since previous quarter
Quarter ending June 2017	4,177	
Quarter ending September 2017	4,246	→
Quarter ending December 2017	4,311	→
Quarter ending March 2018	4,279	→
Quarter ending June 2018	4,385	↑
Variance since June 2017	5.0%	↑



ACTIVITY

Cumulative percentage of contracted UDA delivered 2018 & 2019



Month	Adjusted Scheduled Activity (UDA)	
	2018	2019
April	441	838
May	1,994	2,282
June	3,273	3,469
July	5,035	
August	6,678	
September	8,072	
October	9,515	
November	10,958	
December	12,276	
January	13,194	
February	14,685	
March	16,593	
April	17,091	
May	17,100	
June	17,100	

QUALITY

	Quantity	Base Number	Contract	AT	Region	England
% of FP17s for the same patient ID Re-attending within 3 months - Children	32	229	14.0%	9.9%	11.5%	11.5%
% of FP17s for the same patient ID Re-attending within 3 months - Adults	194	912	21.3%	15.7%	16.6%	15.4%
% of FP17s for the same patient ID Re-attending between 3 & 9 months - Children	81	229	35.4%	48.8%	48.8%	58.9%
% of FP17s for the same patient ID Re-attending between 3 & 9 months - Adults	248	912	27.2%	38.6%	39.3%	51.6%
% of FP17s for Band 1 Urgent Courses	179	961	18.6%	11.0%	10.6%	8.9%
% of FP17s Relating to Free Repair or Replacements	3	961	0.3%	0.5%	0.5%	0.8%
% of FP17s Relating to Continuations	7	961	0.7%	0.5%	0.7%	0.9%
% of Patients satisfied with the dentistry they have received	2	3	N/A	88.4%	90.4%	93.2%
% of Patients satisfied with the time they had to wait for an appointment	3	3	N/A	83.8%	85.3%	88.8%

* This is based on patients treated on this contract for their most recent course of treatment. Figures in italics indicate the base number of FP17s or Patient Questionnaire responses are less than 100. N/A is shown where the base number of responses is less than 10 during the period. % is calculated as Quantity/Base number*100

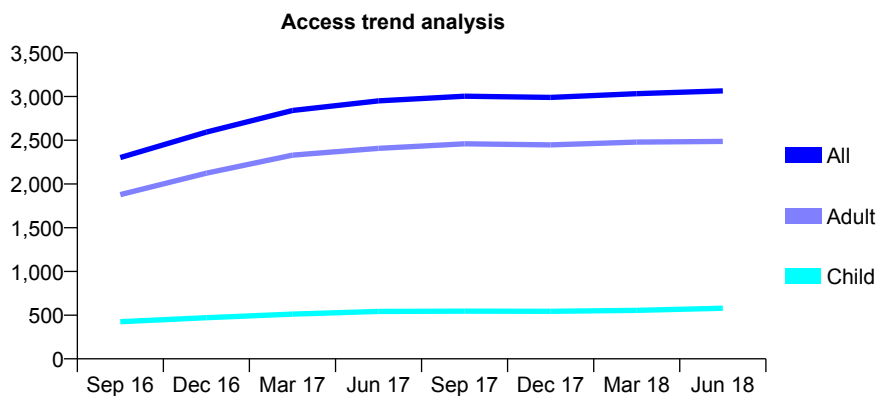
Q62 - Vital Signs At a Glance Contract Report for 271993/0001 - June 2018

Name or company name	MISS F GRAINGER
Contract type name	GDS Contract
Purpose of contract	General
Contract start date	22/06/2015
Contract end date	

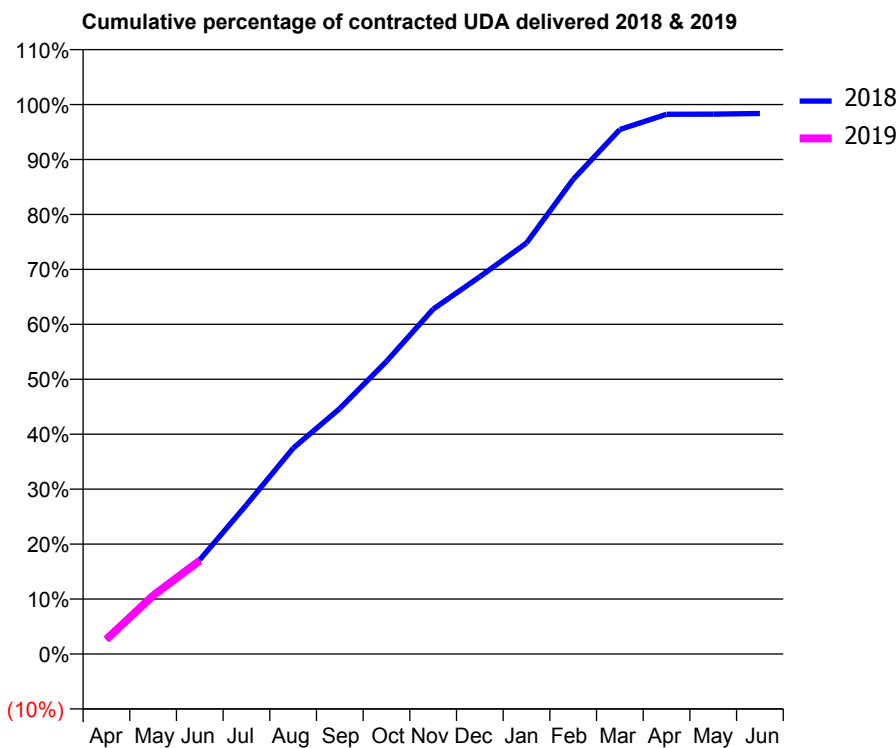
18/19 Contracted general activity (UDA)	8,581
Carry forward general activity (UDA)	0
18/19 Contracted orthodontic activity (UOA)	0
Carry forward orthodontic activity (UOA)	0
Baseline contract value	£224,274.70

ACCESS*

Patients seen in 24 months	Total	Change since previous quarter
Quarter ending June 2017	2,950	
Quarter ending September 2017	3,004	→
Quarter ending December 2017	2,990	→
Quarter ending March 2018	3,033	→
Quarter ending June 2018	3,064	→
Variance since June 2017	3.9%	↑



ACTIVITY



Month	Adjusted Scheduled Activity (UDA)	
	2018	2019
April	223	229
May	921	914
June	1,474	1,459
July	2,329	
August	3,213	
September	3,834	
October	4,569	
November	5,387	
December	5,891	
January	6,420	
February	7,413	
March	8,190	
April	8,429	
May	8,430	
June	8,441	

QUALITY

	Quantity	Base Number	Contract	AT	Region	England
% of FP17s for the same patient ID Re-attending within 3 months - Children	12	165	7.3%	9.9%	11.5%	11.5%
% of FP17s for the same patient ID Re-attending within 3 months - Adults	57	561	10.2%	15.7%	16.6%	15.4%
% of FP17s for the same patient ID Re-attending between 3 & 9 months - Children	74	165	44.8%	48.8%	48.8%	58.9%
% of FP17s for the same patient ID Re-attending between 3 & 9 months - Adults	213	561	38.0%	38.6%	39.3%	51.6%
% of FP17s for Band 1 Urgent Courses	52	640	8.1%	11.0%	10.6%	8.9%
% of FP17s Relating to Free Repair or Replacements	11	640	1.7%	0.5%	0.5%	0.8%
% of FP17s Relating to Continuations	11	640	1.7%	0.5%	0.7%	0.9%
% of Patients satisfied with the dentistry they have received	3	3	N/A	88.4%	90.4%	93.2%
% of Patients satisfied with the time they had to wait for an appointment	3	3	N/A	83.8%	85.3%	88.8%

* This is based on patients treated on this contract for their most recent course of treatment. Figures in italics indicate the base number of FP17s or Patient Questionnaire responses are less than 100. N/A is shown where the base number of responses is less than 10 during the period. % is calculated as Quantity/Base number*100

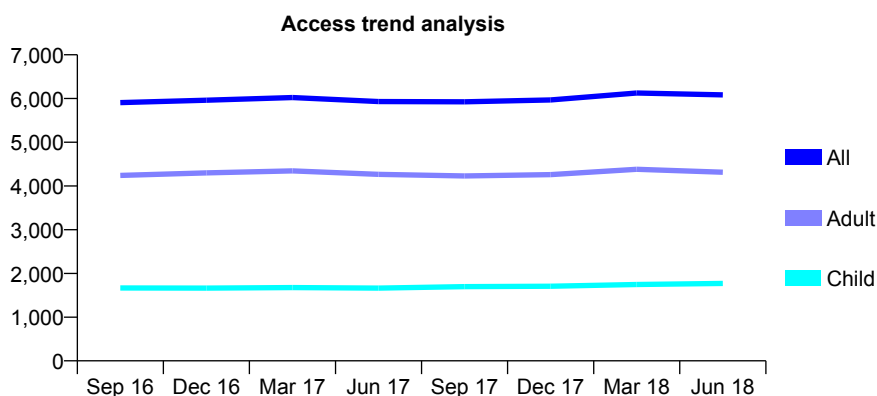
Q62 - Vital Signs At a Glance Contract Report for 273082/0001 - June 2018

Name or company name	MISS DL HUART
Contract type name	GDS Contract
Purpose of contract	General
Contract start date	13/12/2007
Contract end date	

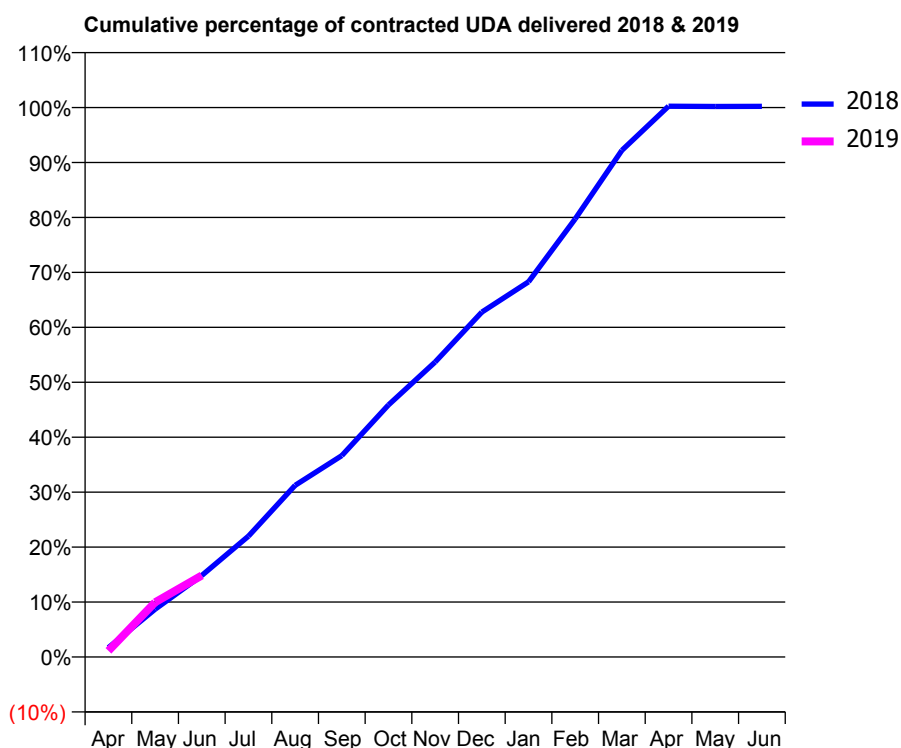
18/19 Contracted general activity (UDA)	19,180
Carry forward general activity (UDA)	0
18/19 Contracted orthodontic activity (UOA)	0
Carry forward orthodontic activity (UOA)	0
Baseline contract value	£480,077.22

ACCESS*

Patients seen in 24 months	Total	Change since previous quarter
Quarter ending June 2017	5,931	
Quarter ending September 2017	5,926	→
Quarter ending December 2017	5,969	→
Quarter ending March 2018	6,127	↑
Quarter ending June 2018	6,084	→
Variance since June 2017	2.6%	↑



ACTIVITY



Adjusted Scheduled Activity (UDA)		
Month	2018	2019
April	330	215
May	1,668	1,911
June	2,844	2,846
July	4,218	
August	5,994	
September	7,030	
October	8,800	
November	10,298	
December	12,039	
January	13,094	
February	15,292	
March	17,684	
April	19,223	
May	19,218	
June	19,219	

QUALITY

	Quantity	Base Number	Contract	AT	Region	England
% of FP17s for the same patient ID Re-attending within 3 months - Children	49	541	9.1%	9.9%	11.5%	11.5%
% of FP17s for the same patient ID Re-attending within 3 months - Adults	160	1,142	14.0%	15.7%	16.6%	15.4%
% of FP17s for the same patient ID Re-attending between 3 & 9 months - Children	267	541	49.4%	48.8%	48.8%	58.9%
% of FP17s for the same patient ID Re-attending between 3 & 9 months - Adults	478	1,142	41.9%	38.6%	39.3%	51.6%
% of FP17s for Band 1 Urgent Courses	92	1,247	7.4%	11.0%	10.6%	8.9%
% of FP17s Relating to Free Repair or Replacements	14	1,247	1.1%	0.5%	0.5%	0.8%
% of FP17s Relating to Continuations	2	1,247	0.2%	0.5%	0.7%	0.9%
% of Patients satisfied with the dentistry they have received	3	3	N/A	88.4%	90.4%	93.2%
% of Patients satisfied with the time they had to wait for an appointment	3	3	N/A	83.8%	85.3%	88.8%

* This is based on patients treated on this contract for their most recent course of treatment. Figures in italics indicate the base number of FP17s or Patient Questionnaire responses are less than 100. N/A is shown where the base number of responses is less than 10 during the period. % is calculated as Quantity/Base number*100

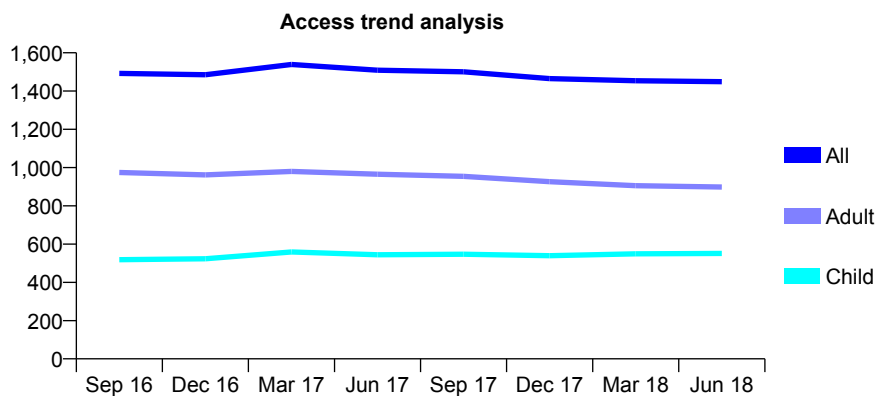
Q62 - Vital Signs At a Glance Contract Report for 273899/0001 - June 2018

Name or company name	MR A BECK
Contract type name	GDS Contract
Purpose of contract	General
Contract start date	01/04/2006
Contract end date	

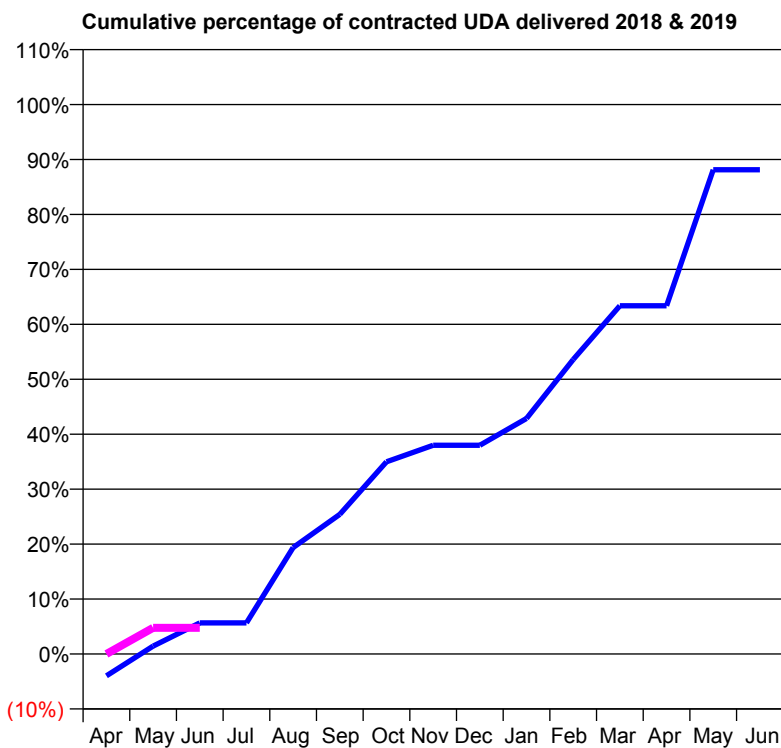
18/19 Contracted general activity (UDA)	4,437
Carry forward general activity (UDA)	0
18/19 Contracted orthodontic activity (UOA)	0
Carry forward orthodontic activity (UOA)	0
Baseline contract value	£128,875.21

ACCESS*

Patients seen in 24 months	Total	Change since previous quarter
Quarter ending June 2017	1,509	
Quarter ending September 2017	1,501	→
Quarter ending December 2017	1,465	↓
Quarter ending March 2018	1,454	→
Quarter ending June 2018	1,449	→
Variance since June 2017	(4.0%)	↓



ACTIVITY



Month	Adjusted Scheduled Activity (UDA)	
	2018	2019
April	-177	0
May	64	212
June	251	212
July	251	
August	860	
September	1,128	
October	1,552	
November	1,685	
December	1,685	
January	1,902	
February	2,378	
March	2,812	
April	2,812	
May	3,910	
June	3,910	

QUALITY

	Quantity	Base Number	Contract	AT	Region	England
% of FP17s for the same patient ID Re-attending within 3 months - Children	6	157	3.8%	9.9%	11.5%	11.5%
% of FP17s for the same patient ID Re-attending within 3 months - Adults	24	253	9.5%	15.7%	16.6%	15.4%
% of FP17s for the same patient ID Re-attending between 3 & 9 months - Children	84	157	53.5%	48.8%	48.8%	58.9%
% of FP17s for the same patient ID Re-attending between 3 & 9 months - Adults	128	253	50.6%	38.6%	39.3%	51.6%
% of FP17s for Band 1 Urgent Courses	13	134	9.7%	11.0%	10.6%	8.9%
% of FP17s Relating to Free Repair or Replacements	0	134	0.0%	0.5%	0.5%	0.8%
% of FP17s Relating to Continuations	1	134	0.7%	0.5%	0.7%	0.9%
% of Patients satisfied with the dentistry they have received	1	1	N/A	88.4%	90.4%	93.2%
% of Patients satisfied with the time they had to wait for an appointment	0	1	N/A	83.8%	85.3%	88.8%

* This is based on patients treated on this contract for their most recent course of treatment. Figures in italics indicate the base number of FP17s or Patient Questionnaire responses are less than 100. N/A is shown where the base number of responses is less than 10 during the period. % is calculated as Quantity/Base number*100

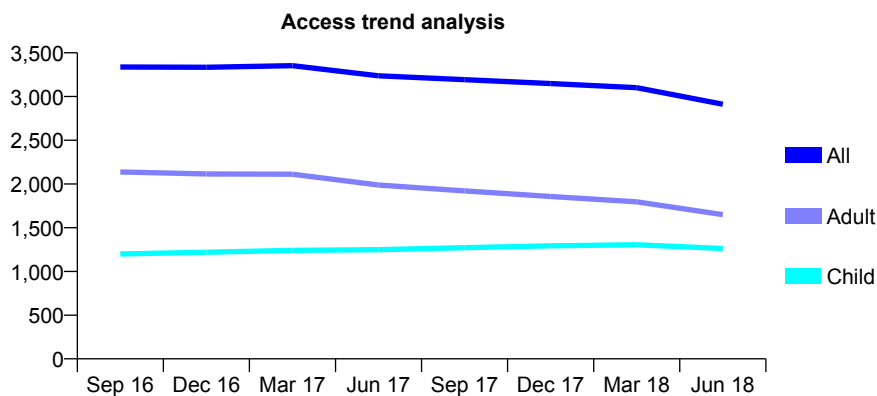
Q62 - Vital Signs At a Glance Contract Report for 277126/0001 - June 2018

Name or company name	Mr Tilak Patel
Contract type name	GDS Contract
Purpose of contract	General
Contract start date	10/04/2007
Contract end date	

18/19 Contracted general activity (UDA)	7,925
Carry forward general activity (UDA)	0
18/19 Contracted orthodontic activity (UOA)	0
Carry forward orthodontic activity (UOA)	0
Baseline contract value	£203,531.87

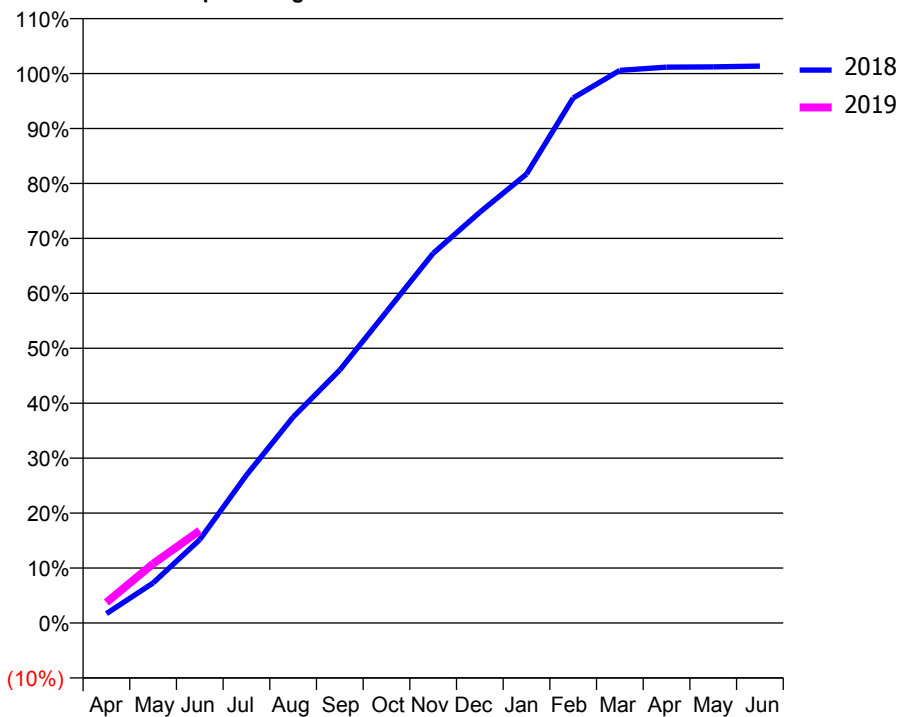
ACCESS*

Patients seen in 24 months	Total	Change since previous quarter
Quarter ending June 2017	3,237	
Quarter ending September 2017	3,192	↓
Quarter ending December 2017	3,149	↓
Quarter ending March 2018	3,101	↓
Quarter ending June 2018	2,912	↓
Variance since June 2017	(10.0%)	↓



ACTIVITY

Cumulative percentage of contracted UDA delivered 2018 & 2019



Adjusted Scheduled Activity (UDA)		
Month	2018	2019
April	135	296
May	579	855
June	1,203	1,334
July	2,134	
August	2,969	
September	3,649	
October	4,489	
November	5,332	
December	5,925	
January	6,474	
February	7,572	
March	7,971	
April	8,017	
May	8,021	
June	8,033	

QUALITY

	Quantity	Base Number	Contract	AT	Region	England
% of FP17s for the same patient ID Re-attending within 3 months - Children	23	319	7.2%	9.9%	11.5%	11.5%
% of FP17s for the same patient ID Re-attending within 3 months - Adults	30	223	13.5%	15.7%	16.6%	15.4%
% of FP17s for the same patient ID Re-attending between 3 & 9 months - Children	123	319	38.6%	48.8%	48.8%	58.9%
% of FP17s for the same patient ID Re-attending between 3 & 9 months - Adults	77	223	34.5%	38.6%	39.3%	51.6%
% of FP17s for Band 1 Urgent Courses	59	512	11.5%	11.0%	10.6%	8.9%
% of FP17s Relating to Free Repair or Replacements	0	512	0.0%	0.5%	0.5%	0.8%
% of FP17s Relating to Continuations	0	512	0.0%	0.5%	0.7%	0.9%
% of Patients satisfied with the dentistry they have received	2	2	N/A	88.4%	90.4%	93.2%
% of Patients satisfied with the time they had to wait for an appointment	2	2	N/A	83.8%	85.3%	88.8%

* This is based on patients treated on this contract for their most recent course of treatment. Figures in italics indicate the base number of FP17s or Patient Questionnaire responses are less than 100. N/A is shown where the base number of responses is less than 10 during the period. % is calculated as Quantity/Base number*100

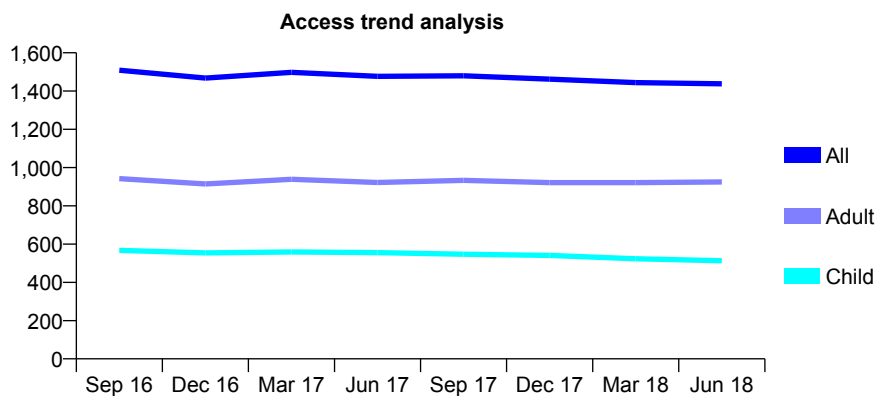
Q62 - Vital Signs At a Glance Contract Report for 279978/0001 - June 2018

Name or company name	MR AG PAUL
Contract type name	GDS Contract
Purpose of contract	General
Contract start date	01/02/2010
Contract end date	

18/19 Contracted general activity (UDA)	4,325
Carry forward general activity (UDA)	0
18/19 Contracted orthodontic activity (UOA)	0
Carry forward orthodontic activity (UOA)	0
Baseline contract value	£141,165.28

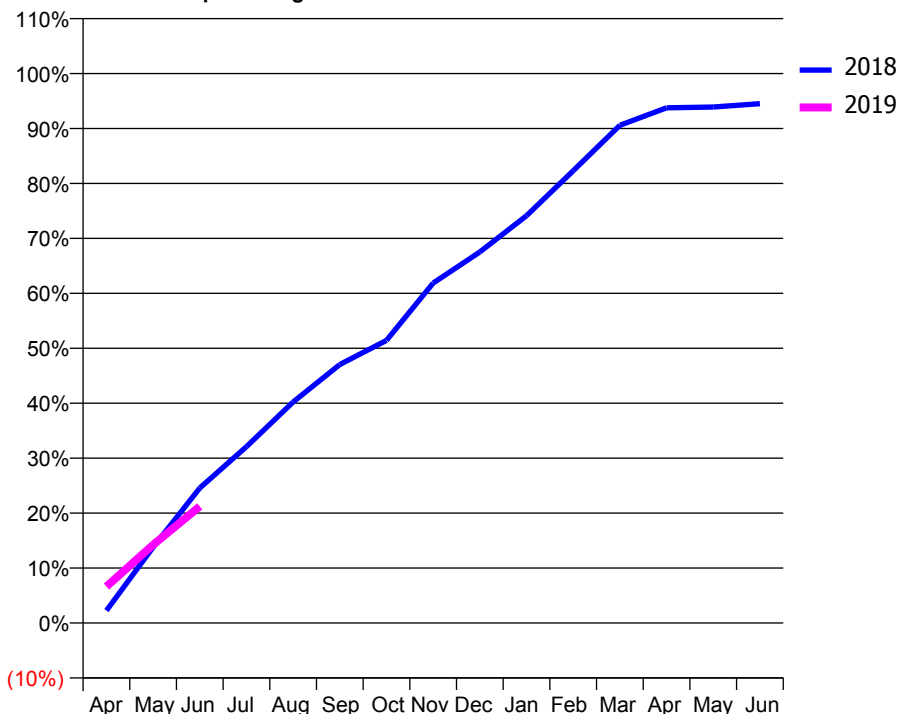
ACCESS*

Patients seen in 24 months	Total	Change since previous quarter
Quarter ending June 2017	1,477	
Quarter ending September 2017	1,480	→
Quarter ending December 2017	1,462	↓
Quarter ending March 2018	1,444	↓
Quarter ending June 2018	1,438	→
Variance since June 2017	(2.6%)	↓



ACTIVITY

Cumulative percentage of contracted UDA delivered 2018 & 2019



Adjusted Scheduled Activity (UDA)

Month	2018	2019
April	99	287
May	597	615
June	1,062	918
July	1,388	
August	1,739	
September	2,035	
October	2,224	
November	2,676	
December	2,920	
January	3,206	
February	3,560	
March	3,917	
April	4,055	
May	4,061	
June	4,087	

QUALITY

	Quantity	Base Number	Contract	AT	Region	England
% of FP17s for the same patient ID Re-attending within 3 months - Children	14	211	6.6%	9.9%	11.5%	11.5%
% of FP17s for the same patient ID Re-attending within 3 months - Adults	26	269	9.7%	15.7%	16.6%	15.4%
% of FP17s for the same patient ID Re-attending between 3 & 9 months - Children	172	211	81.5%	48.8%	48.8%	58.9%
% of FP17s for the same patient ID Re-attending between 3 & 9 months - Adults	148	269	55.0%	38.6%	39.3%	51.6%
% of FP17s for Band 1 Urgent Courses	24	414	5.8%	11.0%	10.6%	8.9%
% of FP17s Relating to Free Repair or Replacements	3	414	0.7%	0.5%	0.5%	0.8%
% of FP17s Relating to Continuations	0	414	0.0%	0.5%	0.7%	0.9%
% of Patients satisfied with the dentistry they have received	1	1	N/A	88.4%	90.4%	93.2%
% of Patients satisfied with the time they had to wait for an appointment	1	1	N/A	83.8%	85.3%	88.8%

* This is based on patients treated on this contract for their most recent course of treatment. Figures in italics indicate the base number of FP17s or Patient Questionnaire responses are less than 100. N/A is shown where the base number of responses is less than 10 during the period. % is calculated as Quantity/Base number*100

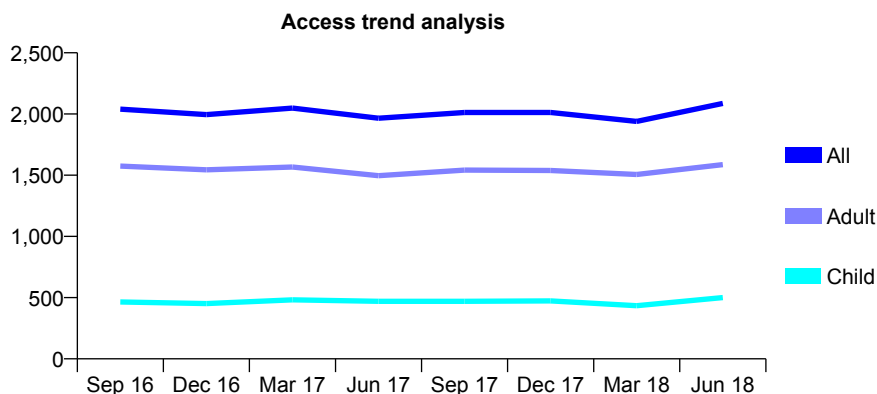
Q62 - Vital Signs At a Glance Contract Report for 283460/0001 - June 2018

Name or company name	MR S KAMYAB
Contract type name	GDS Contract
Purpose of contract	General
Contract start date	26/11/2007
Contract end date	

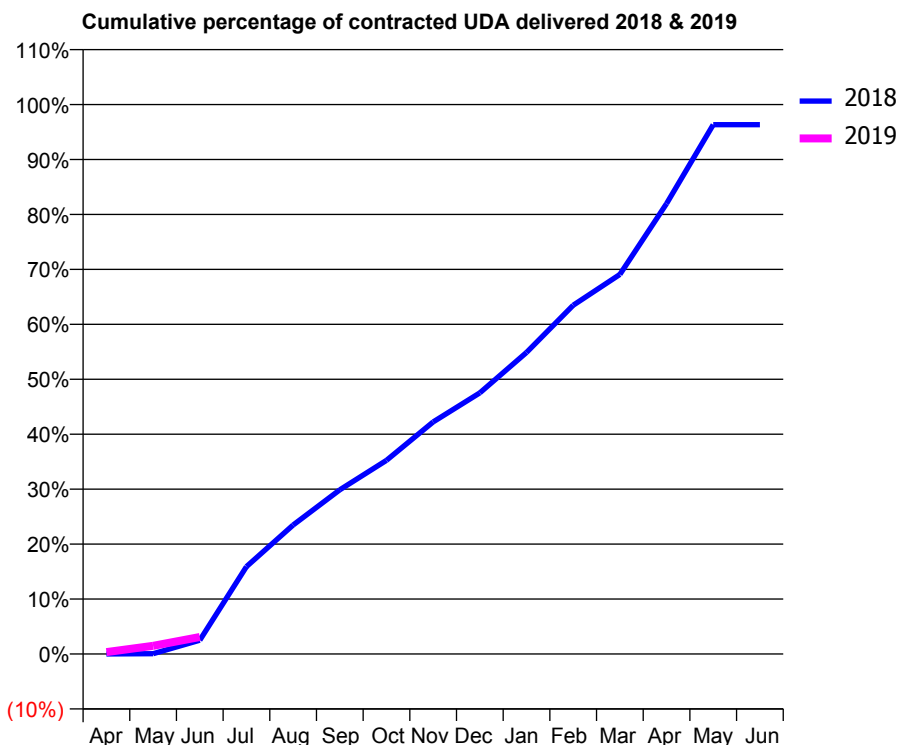
18/19 Contracted general activity (UDA)	8,675
Carry forward general activity (UDA)	0
18/19 Contracted orthodontic activity (UOA)	0
Carry forward orthodontic activity (UOA)	0
Baseline contract value	£226,671.99

ACCESS*

Patients seen in 24 months	Total	Change since previous quarter
Quarter ending June 2017	1,966	
Quarter ending September 2017	2,012	↑
Quarter ending December 2017	2,012	→
Quarter ending March 2018	1,940	↓
Quarter ending June 2018	2,087	↑
Variance since June 2017	6.2%	↑



ACTIVITY



Month	Adjusted Scheduled Activity (UDA)	
	2018	2019
April	0	31
May	6	130
June	217	267
July	1,380	
August	2,036	
September	2,592	
October	3,057	
November	3,663	
December	4,123	
January	4,760	
February	5,506	
March	5,992	
April	7,111	
May	8,356	
June	8,356	

QUALITY

	Quantity	Base Number	Contract	AT	Region	England
% of FP17s for the same patient ID Re-attending within 3 months - Children	9	166	5.4%	9.9%	11.5%	11.5%
% of FP17s for the same patient ID Re-attending within 3 months - Adults	74	420	17.6%	15.7%	16.6%	15.4%
% of FP17s for the same patient ID Re-attending between 3 & 9 months - Children	28	166	16.9%	48.8%	48.8%	58.9%
% of FP17s for the same patient ID Re-attending between 3 & 9 months - Adults	64	420	15.2%	38.6%	39.3%	51.6%
% of FP17s for Band 1 Urgent Courses	27	113	23.9%	11.0%	10.6%	8.9%
% of FP17s Relating to Free Repair or Replacements	0	113	0.0%	0.5%	0.5%	0.8%
% of FP17s Relating to Continuations	0	113	0.0%	0.5%	0.7%	0.9%
% of Patients satisfied with the dentistry they have received	4	4	N/A	88.4%	90.4%	93.2%
% of Patients satisfied with the time they had to wait for an appointment	4	4	N/A	83.8%	85.3%	88.8%

* This is based on patients treated on this contract for their most recent course of treatment. Figures in italics indicate the base number of FP17s or Patient Questionnaire responses are less than 100. N/A is shown where the base number of responses is less than 10 during the period. % is calculated as Quantity/Base number*100

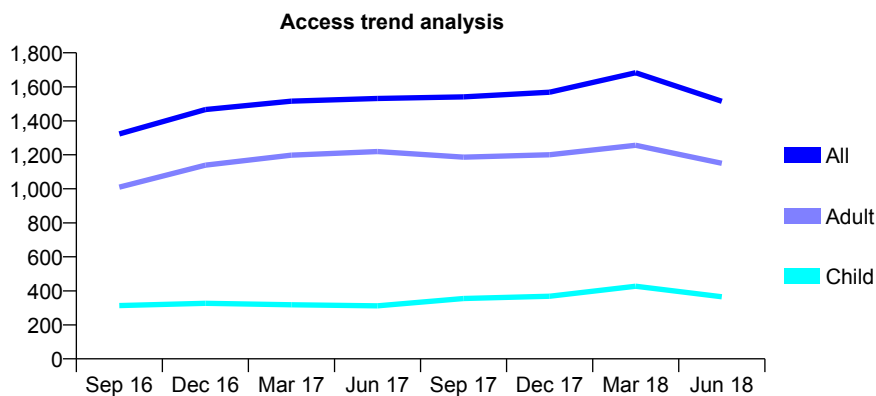
Q62 - Vital Signs At a Glance Contract Report for 283460/0008 - June 2018

Name or company name	MR S KAMYAB
Contract type name	GDS Contract
Purpose of contract	General
Contract start date	01/04/2015
Contract end date	

18/19 Contracted general activity (UDA)	6,200
Carry forward general activity (UDA)	0
18/19 Contracted orthodontic activity (UOA)	0
Carry forward orthodontic activity (UOA)	0
Baseline contract value	£156,535.06

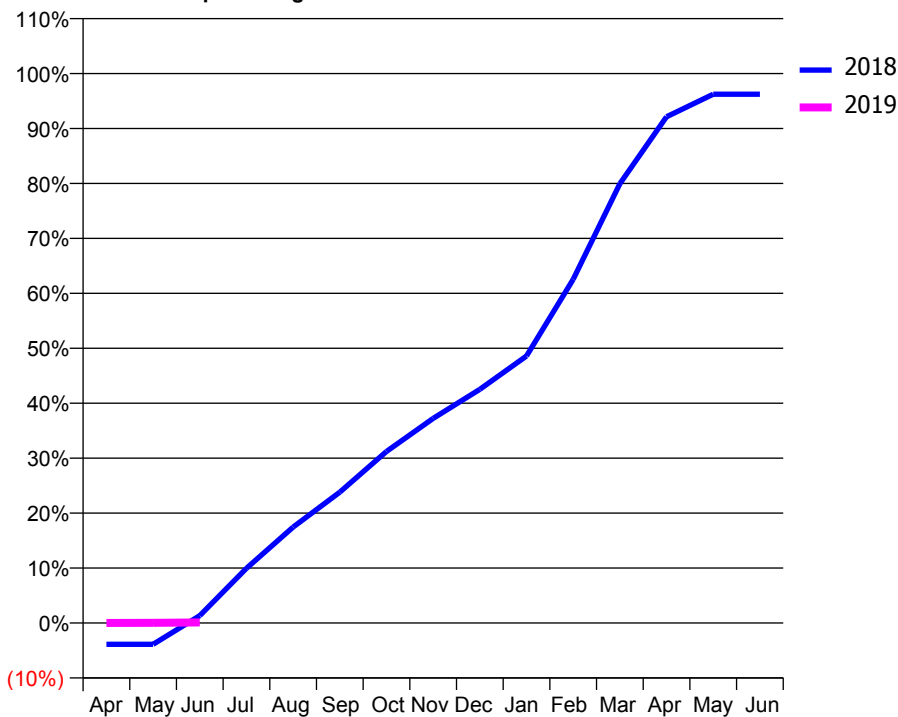
ACCESS*

Patients seen in 24 months	Total	Change since previous quarter
Quarter ending June 2017	1,531	
Quarter ending September 2017	1,541	→
Quarter ending December 2017	1,568	→
Quarter ending March 2018	1,683	↑
Quarter ending June 2018	1,515	↓
Variance since June 2017	(1.0%)	↓



ACTIVITY

Cumulative percentage of contracted UDA delivered 2018 & 2019



Month	Adjusted Scheduled Activity (UDA)	
	2018	2019
April	-242	0
May	-241	3
June	84	7
July	617	
August	1,082	
September	1,477	
October	1,936	
November	2,309	
December	2,636	
January	3,014	
February	3,878	
March	4,956	
April	5,712	
May	5,967	
June	5,967	

QUALITY

	Quantity	Base Number	Contract	AT	Region	England
% of FP17s for the same patient ID Re-attending within 3 months - Children	0	25	0.0%	9.9%	11.5%	11.5%
% of FP17s for the same patient ID Re-attending within 3 months - Adults	23	150	15.3%	15.7%	16.6%	15.4%
% of FP17s for the same patient ID Re-attending between 3 & 9 months - Children	4	25	16.0%	48.8%	48.8%	58.9%
% of FP17s for the same patient ID Re-attending between 3 & 9 months - Adults	18	150	12.0%	38.6%	39.3%	51.6%
% of FP17s for Band 1 Urgent Courses	1	3	33.3%	11.0%	10.6%	8.9%
% of FP17s Relating to Free Repair or Replacements	0	3	0.0%	0.5%	0.5%	0.8%
% of FP17s Relating to Continuations	0	3	0.0%	0.5%	0.7%	0.9%
% of Patients satisfied with the dentistry they have received	2	2	N/A	88.4%	90.4%	93.2%
% of Patients satisfied with the time they had to wait for an appointment	2	2	N/A	83.8%	85.3%	88.8%

* This is based on patients treated on this contract for their most recent course of treatment. Figures in italics indicate the base number of FP17s or Patient Questionnaire responses are less than 100. N/A is shown where the base number of responses is less than 10 during the period. % is calculated as Quantity/Base number*100

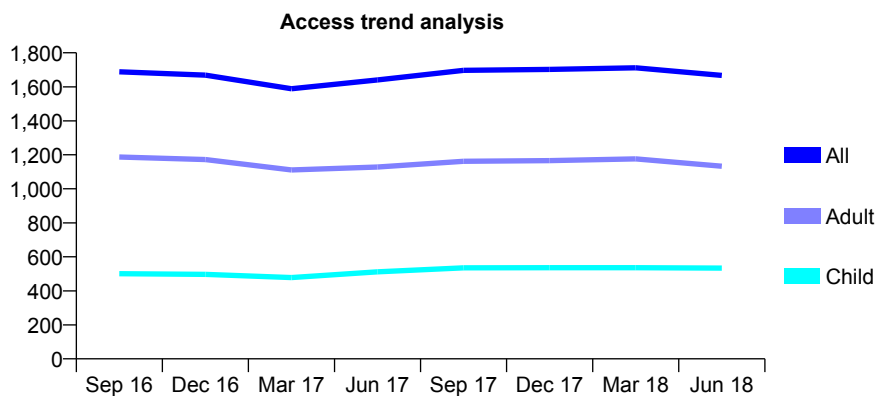
Q62 - Vital Signs At a Glance Contract Report for 295655/0001 - June 2018

Name or company name	MRS P BABATAHERI
Contract type name	GDS Contract
Purpose of contract	General
Contract start date	01/09/2013
Contract end date	

18/19 Contracted general activity (UDA)	4,112
Carry forward general activity (UDA)	0
18/19 Contracted orthodontic activity (UOA)	0
Carry forward orthodontic activity (UOA)	0
Baseline contract value	£107,487.22

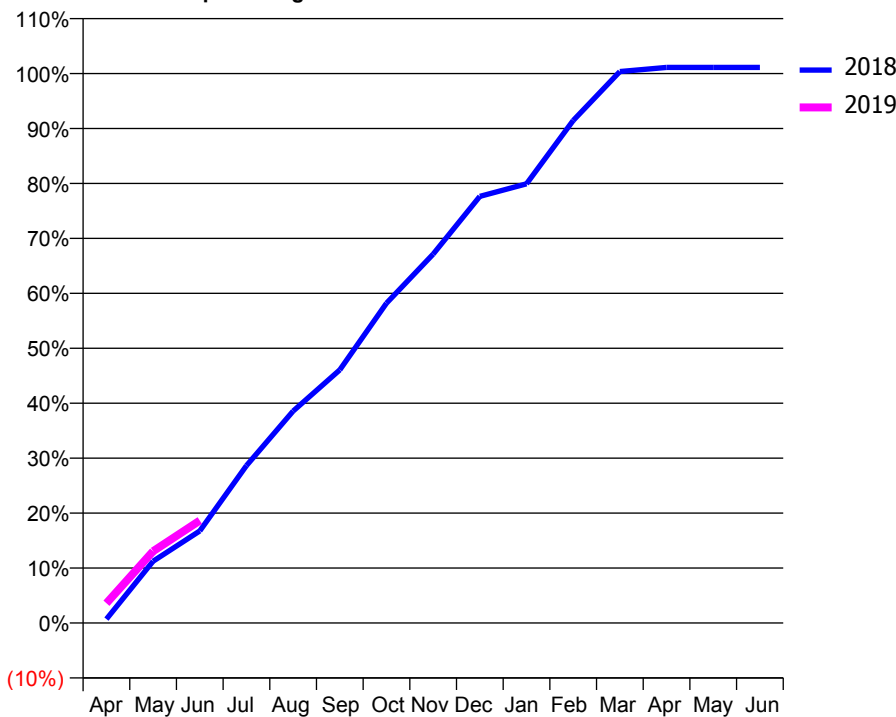
ACCESS*

Patients seen in 24 months	Total	Change since previous quarter
Quarter ending June 2017	1,640	
Quarter ending September 2017	1,697	↑
Quarter ending December 2017	1,702	→
Quarter ending March 2018	1,712	→
Quarter ending June 2018	1,667	↓
Variance since June 2017	1.6%	→



ACTIVITY

Cumulative percentage of contracted UDA delivered 2018 & 2019



Adjusted Scheduled Activity (UDA)

Month	2018	2019
April	30	149
May	463	537
June	689	767
July	1,178	
August	1,586	
September	1,895	
October	2,393	
November	2,760	
December	3,192	
January	3,286	
February	3,761	
March	4,126	
April	4,158	
May	4,158	
June	4,158	

QUALITY

	Quantity	Base Number	Contract	AT	Region	England
% of FP17s for the same patient ID Re-attending within 3 months - Children	13	169	7.7%	9.9%	11.5%	11.5%
% of FP17s for the same patient ID Re-attending within 3 months - Adults	19	219	8.7%	15.7%	16.6%	15.4%
% of FP17s for the same patient ID Re-attending between 3 & 9 months - Children	86	169	50.9%	48.8%	48.8%	58.9%
% of FP17s for the same patient ID Re-attending between 3 & 9 months - Adults	97	219	44.3%	38.6%	39.3%	51.6%
% of FP17s for Band 1 Urgent Courses	46	376	12.2%	11.0%	10.6%	8.9%
% of FP17s Relating to Free Repair or Replacements	0	376	0.0%	0.5%	0.5%	0.8%
% of FP17s Relating to Continuations	2	376	0.5%	0.5%	0.7%	0.9%
% of Patients satisfied with the dentistry they have received	2	2	N/A	88.4%	90.4%	93.2%
% of Patients satisfied with the time they had to wait for an appointment	2	2	N/A	83.8%	85.3%	88.8%

* This is based on patients treated on this contract for their most recent course of treatment. Figures in italics indicate the base number of FP17s or Patient Questionnaire responses are less than 100. N/A is shown where the base number of responses is less than 10 during the period. % is calculated as Quantity/Base number*100

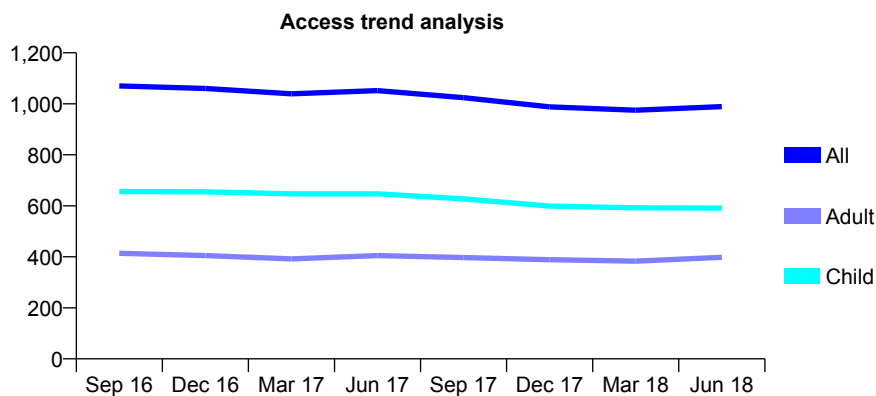
Q62 - Vital Signs At a Glance Contract Report for 300217/0002 - June 2018

Name or company name	MR SS LAWSON
Contract type name	GDS Contract
Purpose of contract	General
Contract start date	05/06/2011
Contract end date	

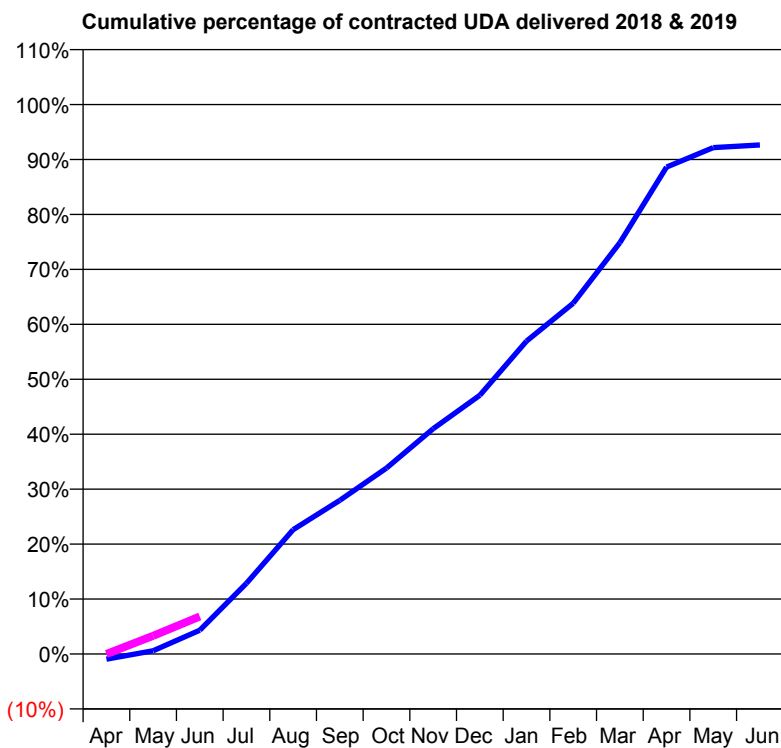
18/19 Contracted general activity (UDA)	2,192
Carry forward general activity (UDA)	0
18/19 Contracted orthodontic activity (UOA)	0
Carry forward orthodontic activity (UOA)	0
Baseline contract value	£55,961.96

ACCESS*

Patients seen in 24 months	Total	Change since previous quarter
Quarter ending June 2017	1,052	
Quarter ending September 2017	1,024	↓
Quarter ending December 2017	988	↓
Quarter ending March 2018	975	↓
Quarter ending June 2018	989	→
Variance since June 2017	(6.0%)	↓



ACTIVITY



Month	Adjusted Scheduled Activity (UDA)	
	2018	2019
April	-21	0
May	13	72
June	95	150
July	282	
August	496	
September	613	
October	742	
November	899	
December	1,032	
January	1,248	
February	1,399	
March	1,641	
April	1,943	
May	2,020	
June	2,031	

QUALITY

	Quantity	Base Number	Contract	AT	Region	England
% of FP17s for the same patient ID Re-attending within 3 months - Children	13	162	8.0%	9.9%	11.5%	11.5%
% of FP17s for the same patient ID Re-attending within 3 months - Adults	7	101	6.9%	15.7%	16.6%	15.4%
% of FP17s for the same patient ID Re-attending between 3 & 9 months - Children	82	162	50.6%	48.8%	48.8%	58.9%
% of FP17s for the same patient ID Re-attending between 3 & 9 months - Adults	42	101	41.6%	38.6%	39.3%	51.6%
% of FP17s for Band 1 Urgent Courses	9	116	7.8%	11.0%	10.6%	8.9%
% of FP17s Relating to Free Repair or Replacements	0	116	0.0%	0.5%	0.5%	0.8%
% of FP17s Relating to Continuations	0	116	0.0%	0.5%	0.7%	0.9%
% of Patients satisfied with the dentistry they have received	0	0	N/A	88.4%	90.4%	93.2%
% of Patients satisfied with the time they had to wait for an appointment	0	0	N/A	83.8%	85.3%	88.8%

* This is based on patients treated on this contract for their most recent course of treatment. Figures in italics indicate the base number of FP17s or Patient Questionnaire responses are less than 100. N/A is shown where the base number of responses is less than 10 during the period. % is calculated as Quantity/Base number*100

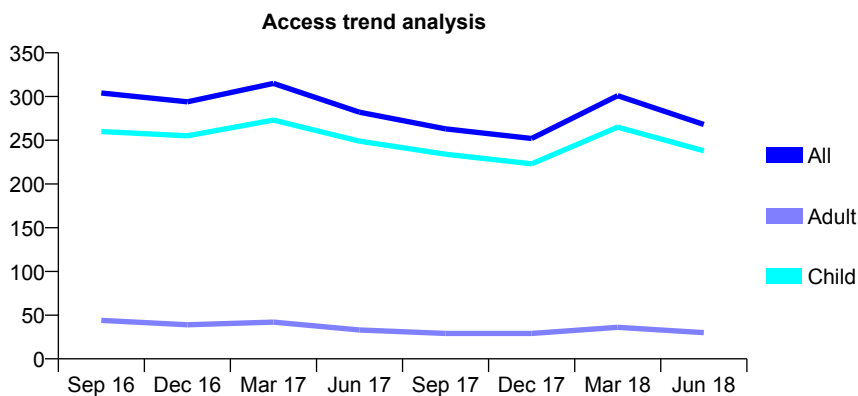
Q62 - Vital Signs At a Glance Contract Report for 306339/0001 - June 2018

Name or company name	MR P VOHRA
Contract type name	GDS Contract
Purpose of contract	General
Contract start date	01/04/2006
Contract end date	

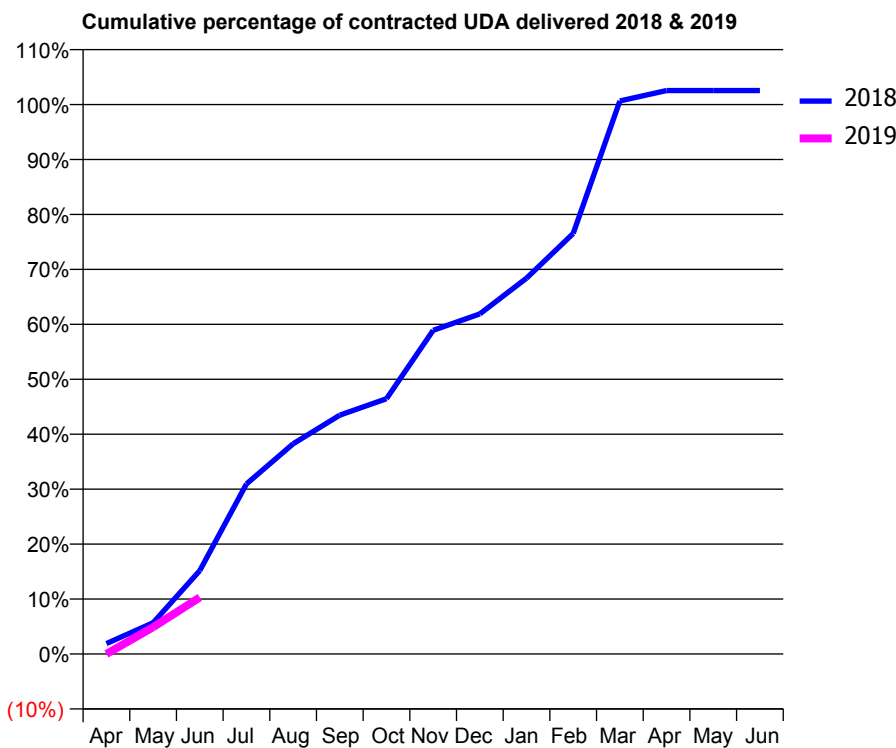
18/19 Contracted general activity (UDA)	369
Carry forward general activity (UDA)	0
18/19 Contracted orthodontic activity (UOA)	0
Carry forward orthodontic activity (UOA)	0
Baseline contract value	£8,485.04

ACCESS*

Patients seen in 24 months	Total	Change since previous quarter
Quarter ending June 2017	282	
Quarter ending September 2017	263	↓
Quarter ending December 2017	252	↓
Quarter ending March 2018	301	↑
Quarter ending June 2018	268	↓
Variance since June 2017	(5.0%)	↓



ACTIVITY



Month	Adjusted Scheduled Activity (UDA)	
	2018	2019
April	7	0
May	21	18
June	56	38
July	114	
August	141	
September	160	
October	171	
November	217	
December	228	
January	252	
February	282	
March	371	
April	378	
May	378	
June	378	

QUALITY

	Quantity	Base Number	Contract	AT	Region	England
% of FP17s for the same patient ID Re-attending within 3 months - Children	0	30	0.0%	9.9%	11.5%	11.5%
% of FP17s for the same patient ID Re-attending within 3 months - Adults	0	3	0.0%	15.7%	16.6%	15.4%
% of FP17s for the same patient ID Re-attending between 3 & 9 months - Children	9	30	30.0%	48.8%	48.8%	58.9%
% of FP17s for the same patient ID Re-attending between 3 & 9 months - Adults	0	3	0.0%	38.6%	39.3%	51.6%
% of FP17s for Band 1 Urgent Courses	0	28	0.0%	11.0%	10.6%	8.9%
% of FP17s Relating to Free Repair or Replacements	0	28	0.0%	0.5%	0.5%	0.8%
% of FP17s Relating to Continuations	0	28	0.0%	0.5%	0.7%	0.9%
% of Patients satisfied with the dentistry they have received	0	0	N/A	88.4%	90.4%	93.2%
% of Patients satisfied with the time they had to wait for an appointment	0	0	N/A	83.8%	85.3%	88.8%

* This is based on patients treated on this contract for their most recent course of treatment. Figures in italics indicate the base number of FP17s or Patient Questionnaire responses are less than 100. N/A is shown where the base number of responses is less than 10 during the period. % is calculated as Quantity/Base number*100

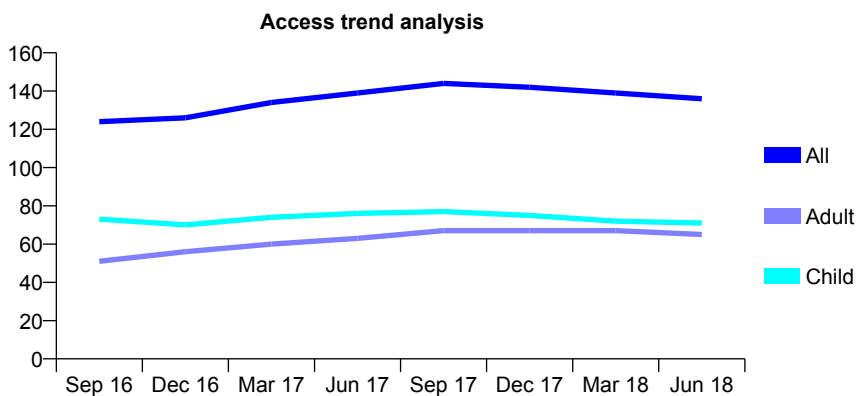
Q62 - Vital Signs At a Glance Contract Report for 318787/0001 - June 2018

Name or company name	MR PJ LASKOWSKI
Contract type name	GDS Contract
Purpose of contract	General
Contract start date	01/04/2006
Contract end date	

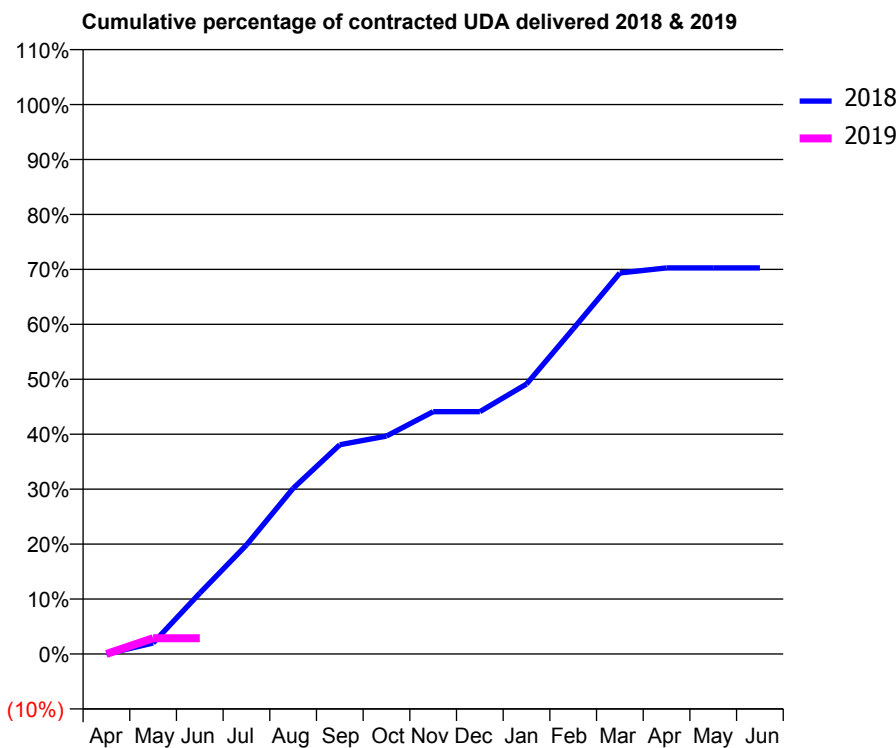
18/19 Contracted general activity (UDA)	697
Carry forward general activity (UDA)	0
18/19 Contracted orthodontic activity (UOA)	0
Carry forward orthodontic activity (UOA)	0
Baseline contract value	£20,069.56

ACCESS*

Patients seen in 24 months	Total	Change since previous quarter
Quarter ending June 2017	139	
Quarter ending September 2017	144	↑
Quarter ending December 2017	142	↓
Quarter ending March 2018	139	↓
Quarter ending June 2018	136	↓
Variance since June 2017	(2.2%)	↓



ACTIVITY



Month	Adjusted Scheduled Activity (UDA)	
	2018	2019
April	0	0
May	14	20
June	77	20
July	138	
August	210	
September	265	
October	276	
November	307	
December	307	
January	342	
February	412	
March	483	
April	490	
May	490	
June	490	

QUALITY

	Quantity	Base Number	Contract	AT	Region	England
% of FP17s for the same patient ID Re-attending within 3 months - Children	0	13	0.0%	9.9%	11.5%	11.5%
% of FP17s for the same patient ID Re-attending within 3 months - Adults	1	7	14.3%	15.7%	16.6%	15.4%
% of FP17s for the same patient ID Re-attending between 3 & 9 months - Children	9	13	69.2%	48.8%	48.8%	58.9%
% of FP17s for the same patient ID Re-attending between 3 & 9 months - Adults	2	7	28.6%	38.6%	39.3%	51.6%
% of FP17s for Band 1 Urgent Courses	0	14	0.0%	11.0%	10.6%	8.9%
% of FP17s Relating to Free Repair or Replacements	0	14	0.0%	0.5%	0.5%	0.8%
% of FP17s Relating to Continuations	0	14	0.0%	0.5%	0.7%	0.9%
% of Patients satisfied with the dentistry they have received	0	0	N/A	88.4%	90.4%	93.2%
% of Patients satisfied with the time they had to wait for an appointment	0	0	N/A	83.8%	85.3%	88.8%

* This is based on patients treated on this contract for their most recent course of treatment. Figures in italics indicate the base number of FP17s or Patient Questionnaire responses are less than 100. N/A is shown where the base number of responses is less than 10 during the period. % is calculated as Quantity/Base number*100

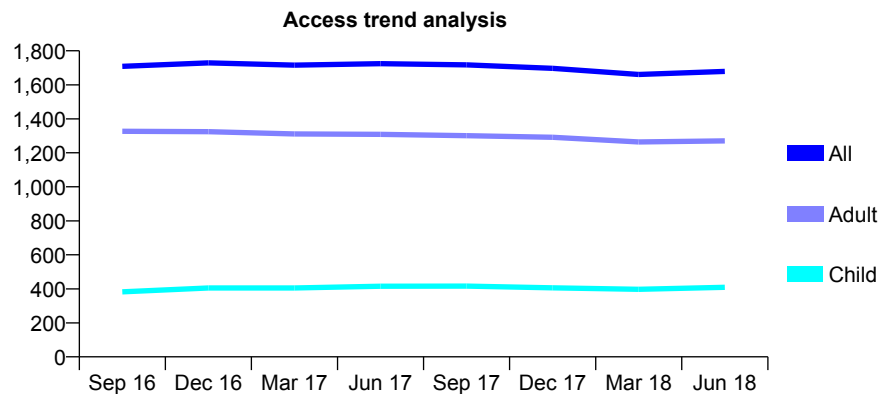
Q62 - Vital Signs At a Glance Contract Report for 321419/0001 - June 2018

Name or company name	MR MA AMIN
Contract type name	GDS Contract
Purpose of contract	General
Contract start date	01/04/2006
Contract end date	

18/19 Contracted general activity (UDA)	4,402
Carry forward general activity (UDA)	0
18/19 Contracted orthodontic activity (UOA)	0
Carry forward orthodontic activity (UOA)	0
Baseline contract value	£126,897.40

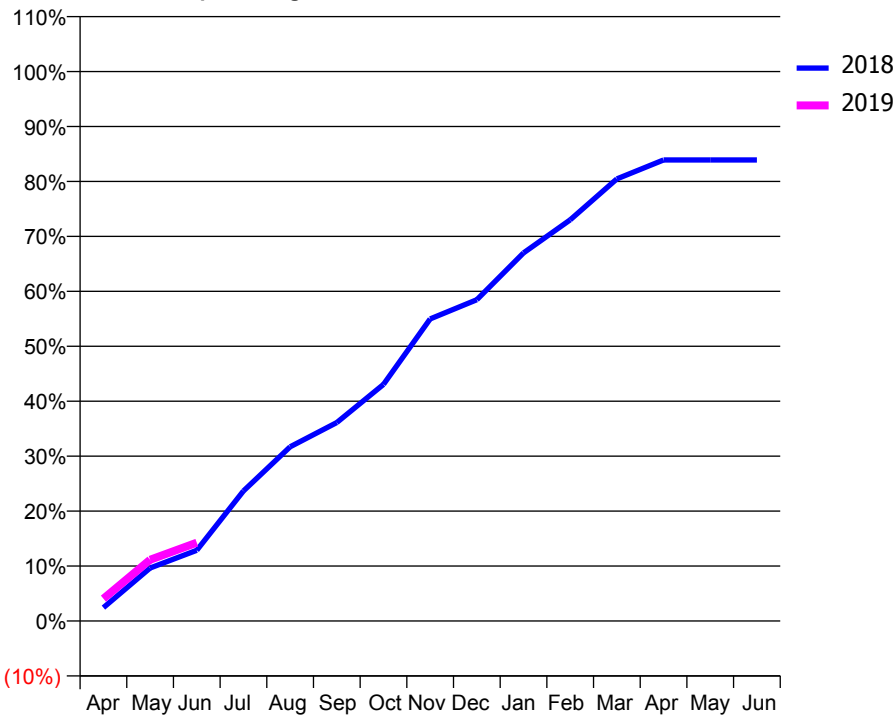
ACCESS*

Patients seen in 24 months	Total	Change since previous quarter
Quarter ending June 2017	1,724	
Quarter ending September 2017	1,717	→
Quarter ending December 2017	1,697	↓
Quarter ending March 2018	1,661	↓
Quarter ending June 2018	1,679	→
Variance since June 2017	(2.6%)	↓



ACTIVITY

Cumulative percentage of contracted UDA delivered 2018 & 2019



Month	Adjusted Scheduled Activity (UDA)	
	2018	2019
April	107	179
May	425	491
June	567	628
July	1,042	
August	1,396	
September	1,590	
October	1,896	
November	2,420	
December	2,574	
January	2,949	
February	3,214	
March	3,541	
April	3,693	
May	3,693	
June	3,693	

QUALITY

	Quantity	Base Number	Contract	AT	Region	England
% of FP17s for the same patient ID Re-attending within 3 months - Children	5	124	4.0%	9.9%	11.5%	11.5%
% of FP17s for the same patient ID Re-attending within 3 months - Adults	10	269	3.7%	15.7%	16.6%	15.4%
% of FP17s for the same patient ID Re-attending between 3 & 9 months - Children	68	124	54.8%	48.8%	48.8%	58.9%
% of FP17s for the same patient ID Re-attending between 3 & 9 months - Adults	91	269	33.8%	38.6%	39.3%	51.6%
% of FP17s for Band 1 Urgent Courses	9	308	2.9%	11.0%	10.6%	8.9%
% of FP17s Relating to Free Repair or Replacements	0	308	0.0%	0.5%	0.5%	0.8%
% of FP17s Relating to Continuations	1	308	0.3%	0.5%	0.7%	0.9%
% of Patients satisfied with the dentistry they have received	2	2	N/A	88.4%	90.4%	93.2%
% of Patients satisfied with the time they had to wait for an appointment	2	2	N/A	83.8%	85.3%	88.8%

* This is based on patients treated on this contract for their most recent course of treatment. Figures in italics indicate the base number of FP17s or Patient Questionnaire responses are less than 100. N/A is shown where the base number of responses is less than 10 during the period. % is calculated as Quantity/Base number*100

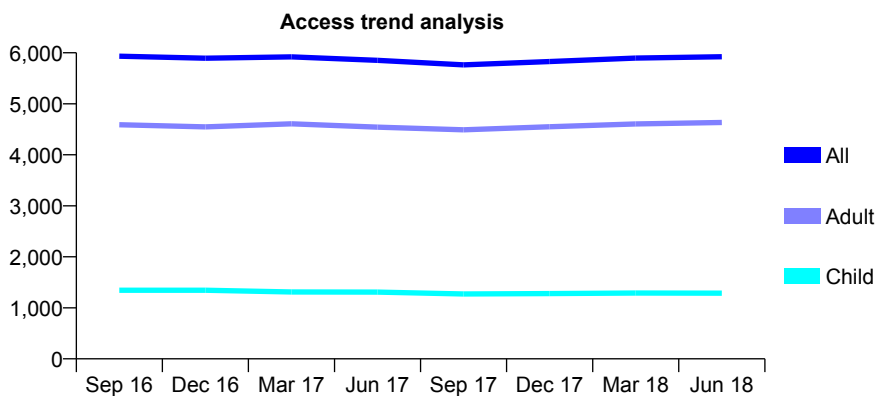
Q62 - Vital Signs At a Glance Contract Report for 322008/0001 - June 2018

Name or company name	MR D SHAH
Contract type name	GDS Contract
Purpose of contract	General
Contract start date	01/04/2006
Contract end date	

18/19 Contracted general activity (UDA)	22,527
Carry forward general activity (UDA)	0
18/19 Contracted orthodontic activity (UOA)	0
Carry forward orthodontic activity (UOA)	0
Baseline contract value	£676,212.90

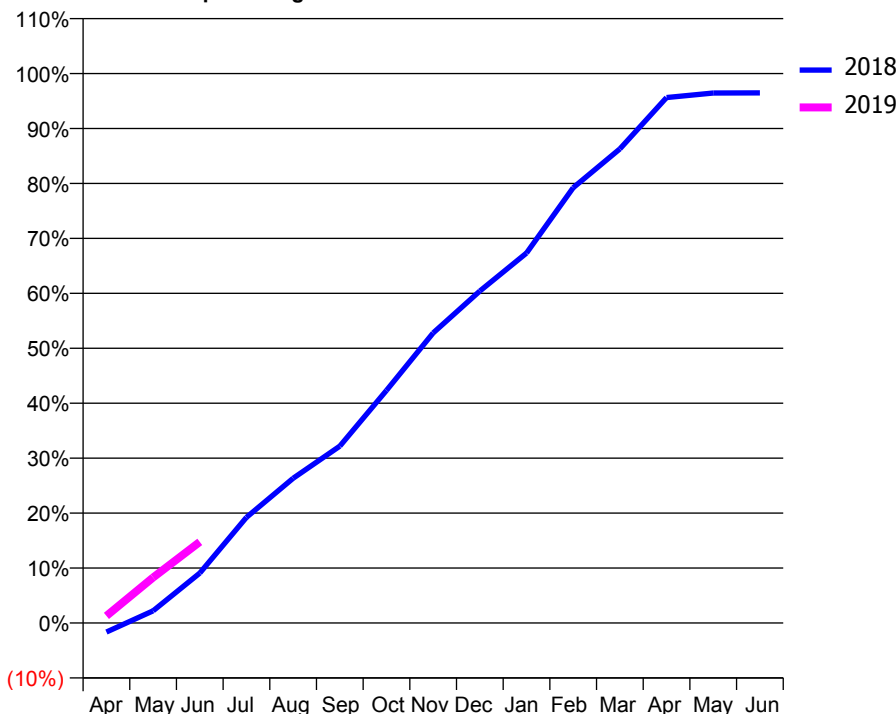
ACCESS*

Patients seen in 24 months	Total	Change since previous quarter
Quarter ending June 2017	5,851	
Quarter ending September 2017	5,763	↓
Quarter ending December 2017	5,829	→
Quarter ending March 2018	5,897	→
Quarter ending June 2018	5,923	→
Variance since June 2017	1.2%	→



ACTIVITY

Cumulative percentage of contracted UDA delivered 2018 & 2019



Month	Adjusted Scheduled Activity (UDA)	
	2018	2019
April	-376	294
May	501	1,866
June	2,045	3,325
July	4,334	
August	5,932	
September	7,252	
October	9,537	
November	11,891	
December	13,611	
January	15,167	
February	17,845	
March	19,436	
April	21,540	
May	21,729	
June	21,731	

QUALITY

	Quantity	Base Number	Contract	AT	Region	England
% of FP17s for the same patient ID Re-attending within 3 months - Children	34	305	11.1%	9.9%	11.5%	11.5%
% of FP17s for the same patient ID Re-attending within 3 months - Adults	209	1,090	19.2%	15.7%	16.6%	15.4%
% of FP17s for the same patient ID Re-attending between 3 & 9 months - Children	76	305	24.9%	48.8%	48.8%	58.9%
% of FP17s for the same patient ID Re-attending between 3 & 9 months - Adults	301	1,090	27.6%	38.6%	39.3%	51.6%
% of FP17s for Band 1 Urgent Courses	151	987	15.3%	11.0%	10.6%	8.9%
% of FP17s Relating to Free Repair or Replacements	22	987	2.2%	0.5%	0.5%	0.8%
% of FP17s Relating to Continuations	6	987	0.6%	0.5%	0.7%	0.9%
% of Patients satisfied with the dentistry they have received	2	2	N/A	88.4%	90.4%	93.2%
% of Patients satisfied with the time they had to wait for an appointment	2	2	N/A	83.8%	85.3%	88.8%

* This is based on patients treated on this contract for their most recent course of treatment. Figures in italics indicate the base number of FP17s or Patient Questionnaire responses are less than 100. N/A is shown where the base number of responses is less than 10 during the period. % is calculated as Quantity/Base number*100

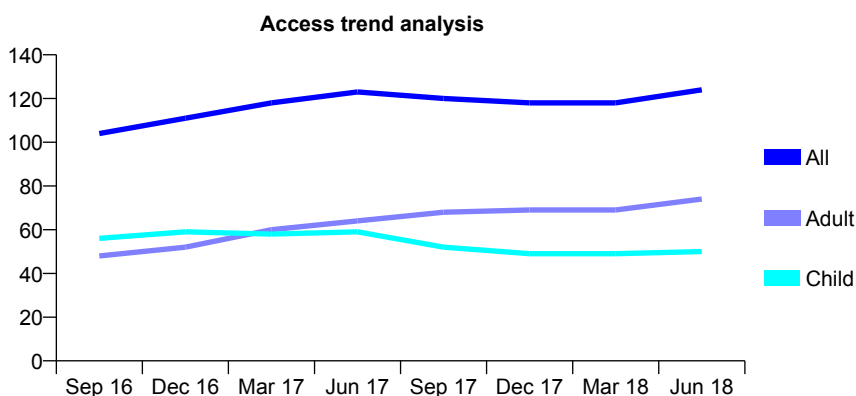
Q62 - Vital Signs At a Glance Contract Report for 323055/0001 - June 2018

Name or company name	MRS PA HARRIS
Contract type name	GDS Contract
Purpose of contract	General
Contract start date	01/04/2006
Contract end date	

18/19 Contracted general activity (UDA)	238
Carry forward general activity (UDA)	0
18/19 Contracted orthodontic activity (UOA)	0
Carry forward orthodontic activity (UOA)	0
Baseline contract value	£6,342.39

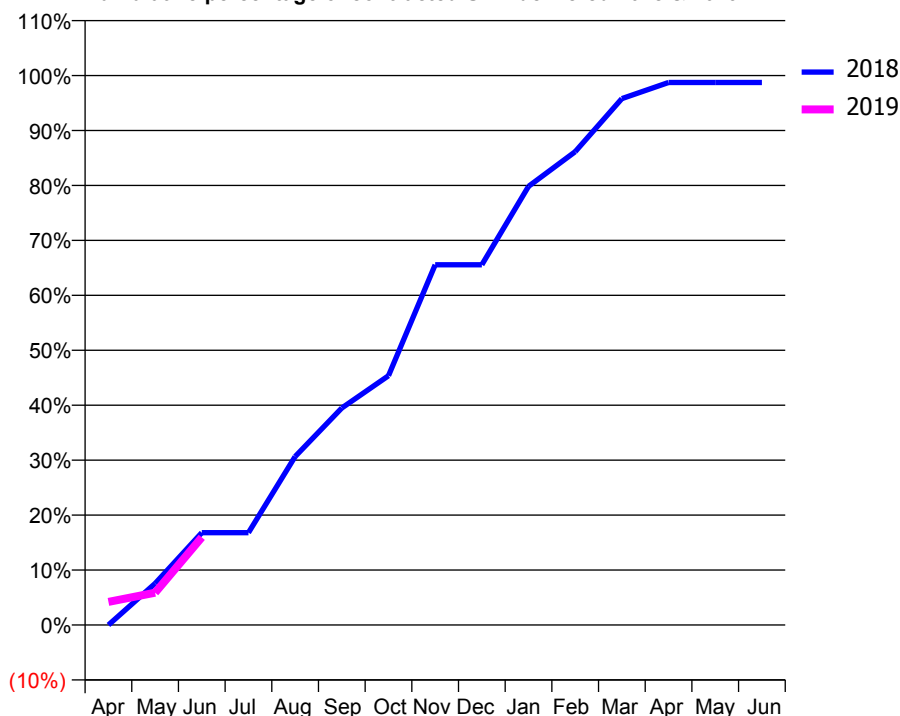
ACCESS*

Patients seen in 24 months	Total	Change since previous quarter
Quarter ending June 2017	123	
Quarter ending September 2017	120	↓
Quarter ending December 2017	118	↓
Quarter ending March 2018	118	→
Quarter ending June 2018	124	↑
Variance since June 2017	0.8%	→



ACTIVITY

Cumulative percentage of contracted UDA delivered 2018 & 2019



Adjusted Scheduled Activity (UDA)

Month	2018	2019
April	0	10
May	18	14
June	40	38
July	40	
August	73	
September	94	
October	108	
November	156	
December	156	
January	190	
February	205	
March	228	
April	235	
May	235	
June	235	

QUALITY

	Quantity	Base Number	Contract	AT	Region	England
% of FP17s for the same patient ID Re-attending within 3 months - Children	1	8	12.5%	9.9%	11.5%	11.5%
% of FP17s for the same patient ID Re-attending within 3 months - Adults	1	18	5.6%	15.7%	16.6%	15.4%
% of FP17s for the same patient ID Re-attending between 3 & 9 months - Children	5	8	62.5%	48.8%	48.8%	58.9%
% of FP17s for the same patient ID Re-attending between 3 & 9 months - Adults	8	18	44.4%	38.6%	39.3%	51.6%
% of FP17s for Band 1 Urgent Courses	0	19	0.0%	11.0%	10.6%	8.9%
% of FP17s Relating to Free Repair or Replacements	0	19	0.0%	0.5%	0.5%	0.8%
% of FP17s Relating to Continuations	0	19	0.0%	0.5%	0.7%	0.9%
% of Patients satisfied with the dentistry they have received	0	0	N/A	88.4%	90.4%	93.2%
% of Patients satisfied with the time they had to wait for an appointment	0	0	N/A	83.8%	85.3%	88.8%

* This is based on patients treated on this contract for their most recent course of treatment. Figures in italics indicate the base number of FP17s or Patient Questionnaire responses are less than 100. N/A is shown where the base number of responses is less than 10 during the period. % is calculated as Quantity/Base number*100

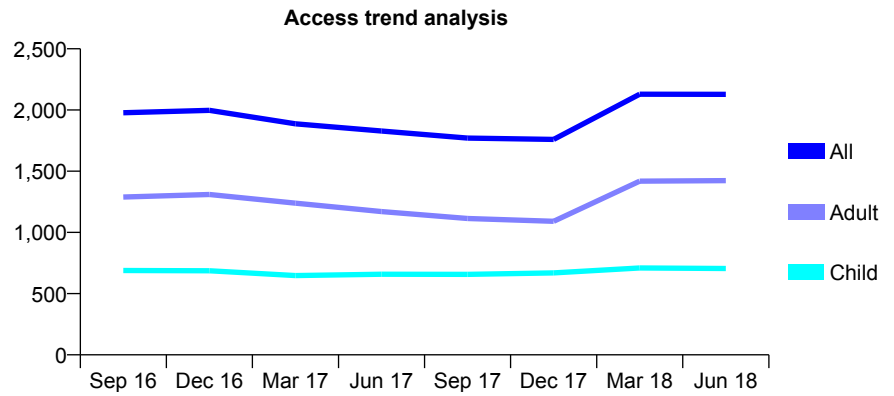
Q62 - Vital Signs At a Glance Contract Report for 323373/0001 - June 2018

Name or company name	Hollis Dental Practice
Contract type name	GDS Contract
Purpose of contract	General
Contract start date	01/04/2006
Contract end date	

18/19 Contracted general activity (UDA)	8,407
Carry forward general activity (UDA)	0
18/19 Contracted orthodontic activity (UOA)	0
Carry forward orthodontic activity (UOA)	0
Baseline contract value	£220,169.36

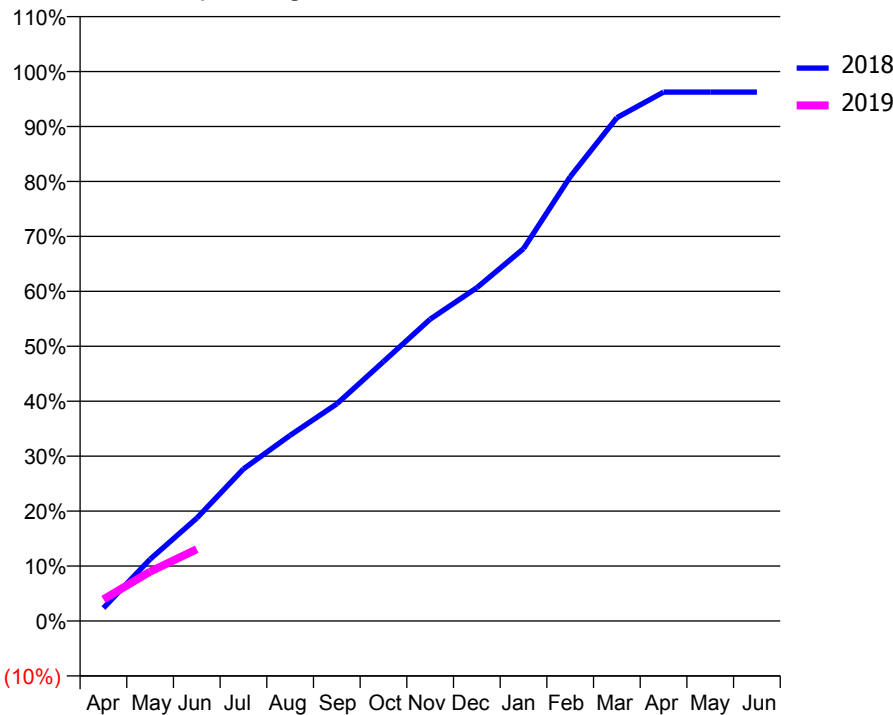
ACCESS*

Patients seen in 24 months	Total	Change since previous quarter
Quarter ending June 2017	1,828	
Quarter ending September 2017	1,771	↓
Quarter ending December 2017	1,760	→
Quarter ending March 2018	2,129	↑
Quarter ending June 2018	2,128	→
Variance since June 2017	16.4%	↑



ACTIVITY

Cumulative percentage of contracted UDA delivered 2018 & 2019



Adjusted Scheduled Activity (UDA)		
Month	2018	2019
April	199	331
May	947	756
June	1,574	1,098
July	2,327	
August	2,840	
September	3,323	
October	3,970	
November	4,618	
December	5,100	
January	5,698	
February	6,797	
March	7,700	
April	8,092	
May	8,092	
June	8,092	

QUALITY

	Quantity	Base Number	Contract	AT	Region	England
% of FP17s for the same patient ID Re-attending within 3 months - Children	17	224	7.6%	9.9%	11.5%	11.5%
% of FP17s for the same patient ID Re-attending within 3 months - Adults	67	420	16.0%	15.7%	16.6%	15.4%
% of FP17s for the same patient ID Re-attending between 3 & 9 months - Children	134	224	59.8%	48.8%	48.8%	58.9%
% of FP17s for the same patient ID Re-attending between 3 & 9 months - Adults	174	420	41.4%	38.6%	39.3%	51.6%
% of FP17s for Band 1 Urgent Courses	38	505	7.5%	11.0%	10.6%	8.9%
% of FP17s Relating to Free Repair or Replacements	1	505	0.2%	0.5%	0.5%	0.8%
% of FP17s Relating to Continuations	3	505	0.6%	0.5%	0.7%	0.9%
% of Patients satisfied with the dentistry they have received	4	4	N/A	88.4%	90.4%	93.2%
% of Patients satisfied with the time they had to wait for an appointment	4	4	N/A	83.8%	85.3%	88.8%

* This is based on patients treated on this contract for their most recent course of treatment. Figures in italics indicate the base number of FP17s or Patient Questionnaire responses are less than 100. N/A is shown where the base number of responses is less than 10 during the period. % is calculated as Quantity/Base number*100

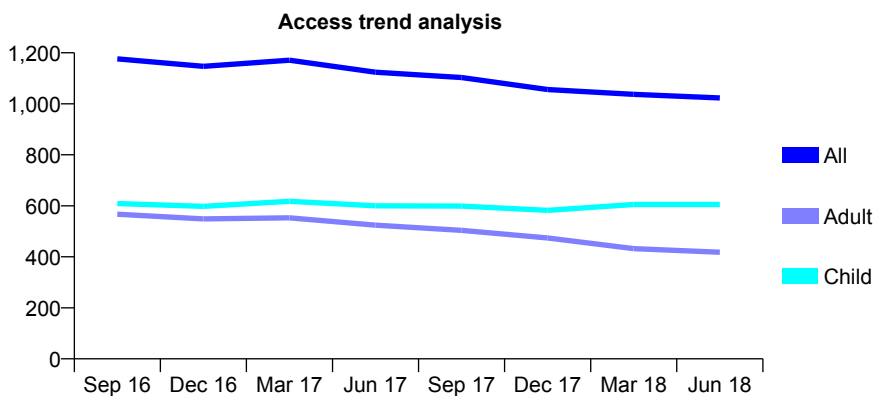
Q62 - Vital Signs At a Glance Contract Report for 325244/0002 - June 2018

Name or company name	MR RP SARAN
Contract type name	GDS Contract
Purpose of contract	General
Contract start date	01/04/2006
Contract end date	

18/19 Contracted general activity (UDA)	7,910
Carry forward general activity (UDA)	0
18/19 Contracted orthodontic activity (UOA)	0
Carry forward orthodontic activity (UOA)	0
Baseline contract value	£243,121.84

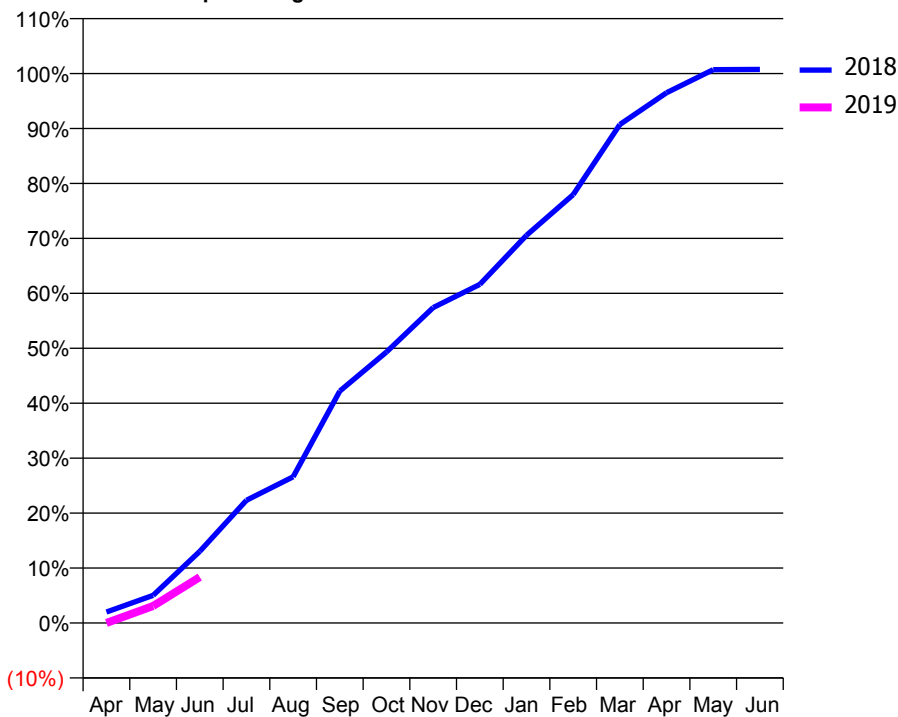
ACCESS*

Patients seen in 24 months	Total	Change since previous quarter
Quarter ending June 2017	1,124	
Quarter ending September 2017	1,103	↓
Quarter ending December 2017	1,056	↓
Quarter ending March 2018	1,037	↓
Quarter ending June 2018	1,023	↓
Variance since June 2017	(9.0%)	↓



ACTIVITY

Cumulative percentage of contracted UDA delivered 2018 & 2019



Adjusted Scheduled Activity (UDA)		
Month	2018	2019
April	158	0
May	399	245
June	1,031	660
July	1,766	
August	2,105	
September	3,339	
October	3,901	
November	4,540	
December	4,874	
January	5,581	
February	6,167	
March	7,177	
April	7,632	
May	7,965	
June	7,969	

QUALITY

	Quantity	Base Number	Contract	AT	Region	England
% of FP17s for the same patient ID Re-attending within 3 months - Children	4	236	1.7%	9.9%	11.5%	11.5%
% of FP17s for the same patient ID Re-attending within 3 months - Adults	8	116	6.9%	15.7%	16.6%	15.4%
% of FP17s for the same patient ID Re-attending between 3 & 9 months - Children	164	236	69.5%	48.8%	48.8%	58.9%
% of FP17s for the same patient ID Re-attending between 3 & 9 months - Adults	69	116	59.5%	38.6%	39.3%	51.6%
% of FP17s for Band 1 Urgent Courses	2	172	1.2%	11.0%	10.6%	8.9%
% of FP17s Relating to Free Repair or Replacements	0	172	0.0%	0.5%	0.5%	0.8%
% of FP17s Relating to Continuations	0	172	0.0%	0.5%	0.7%	0.9%
% of Patients satisfied with the dentistry they have received	3	3	N/A	88.4%	90.4%	93.2%
% of Patients satisfied with the time they had to wait for an appointment	3	3	N/A	83.8%	85.3%	88.8%

* This is based on patients treated on this contract for their most recent course of treatment. Figures in italics indicate the base number of FP17s or Patient Questionnaire responses are less than 100. N/A is shown where the base number of responses is less than 10 during the period. % is calculated as Quantity/Base number*100

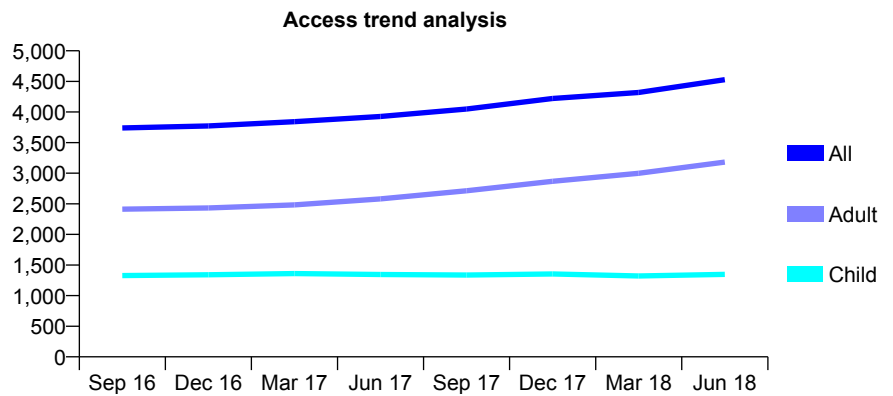
Q62 - Vital Signs At a Glance Contract Report for 327689/0001 - June 2018

Name or company name	MRS P WINAYAK
Contract type name	GDS Contract
Purpose of contract	General
Contract start date	01/04/2006
Contract end date	

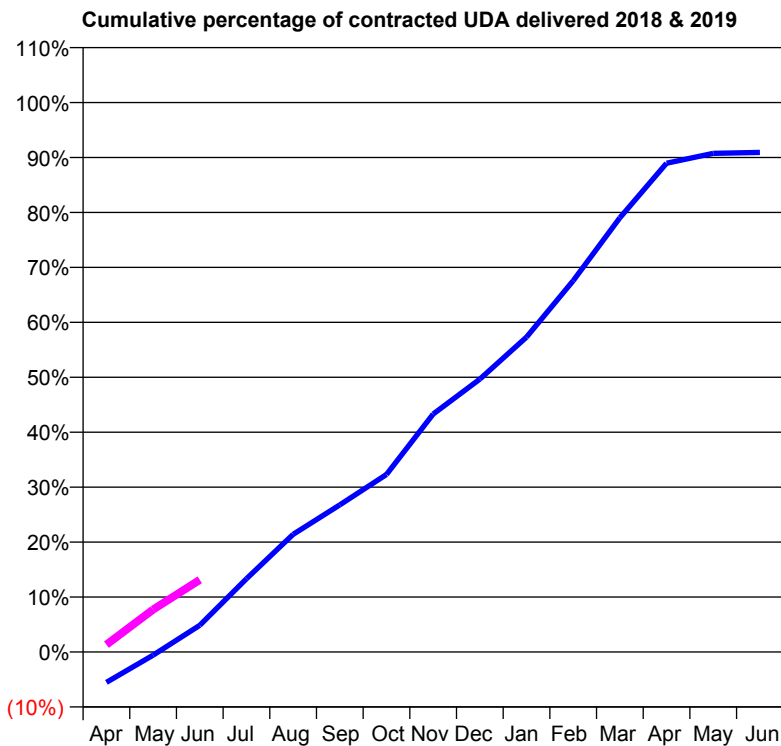
18/19 Contracted general activity (UDA)	15,955
Carry forward general activity (UDA)	0
18/19 Contracted orthodontic activity (UOA)	0
Carry forward orthodontic activity (UOA)	0
Baseline contract value	£483,899.68

ACCESS*

Patients seen in 24 months	Total	Change since previous quarter
Quarter ending June 2017	3,926	
Quarter ending September 2017	4,049	↑
Quarter ending December 2017	4,222	↑
Quarter ending March 2018	4,320	↑
Quarter ending June 2018	4,529	↑
Variance since June 2017	15.4%	↑



ACTIVITY



Month	Adjusted Scheduled Activity (UDA)	
	2018	2019
April	-883	214
May	-94	1,232
June	776	2,098
July	2,129	
August	3,417	
September	4,271	
October	5,154	
November	6,910	
December	7,922	
January	9,142	
February	10,781	
March	12,609	
April	14,193	
May	14,477	
June	14,504	

QUALITY

	Quantity	Base Number	Contract	AT	Region	England
% of FP17s for the same patient ID Re-attending within 3 months - Children	37	353	10.5%	9.9%	11.5%	11.5%
% of FP17s for the same patient ID Re-attending within 3 months - Adults	179	865	20.7%	15.7%	16.6%	15.4%
% of FP17s for the same patient ID Re-attending between 3 & 9 months - Children	105	353	29.7%	48.8%	48.8%	58.9%
% of FP17s for the same patient ID Re-attending between 3 & 9 months - Adults	186	865	21.5%	38.6%	39.3%	51.6%
% of FP17s for Band 1 Urgent Courses	143	725	19.7%	11.0%	10.6%	8.9%
% of FP17s Relating to Free Repair or Replacements	2	725	0.3%	0.5%	0.5%	0.8%
% of FP17s Relating to Continuations	1	725	0.1%	0.5%	0.7%	0.9%
% of Patients satisfied with the dentistry they have received	4	4	N/A	88.4%	90.4%	93.2%
% of Patients satisfied with the time they had to wait for an appointment	4	4	N/A	83.8%	85.3%	88.8%

* This is based on patients treated on this contract for their most recent course of treatment. Figures in italics indicate the base number of FP17s or Patient Questionnaire responses are less than 100. N/A is shown where the base number of responses is less than 10 during the period. % is calculated as Quantity/Base number*100

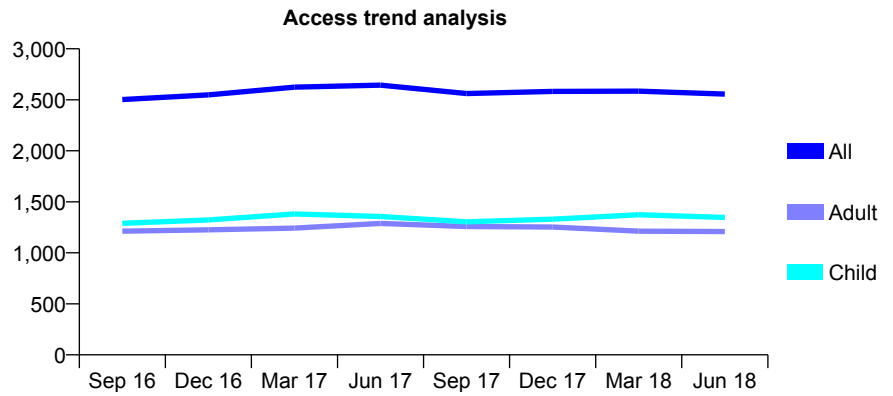
Q62 - Vital Signs At a Glance Contract Report for 327689/0002 - June 2018

Name or company name	MRS P WINAYAK
Contract type name	GDS Contract
Purpose of contract	General
Contract start date	01/04/2006
Contract end date	

18/19 Contracted general activity (UDA)	8,036
Carry forward general activity (UDA)	0
18/19 Contracted orthodontic activity (UOA)	0
Carry forward orthodontic activity (UOA)	0
Baseline contract value	£263,926.96

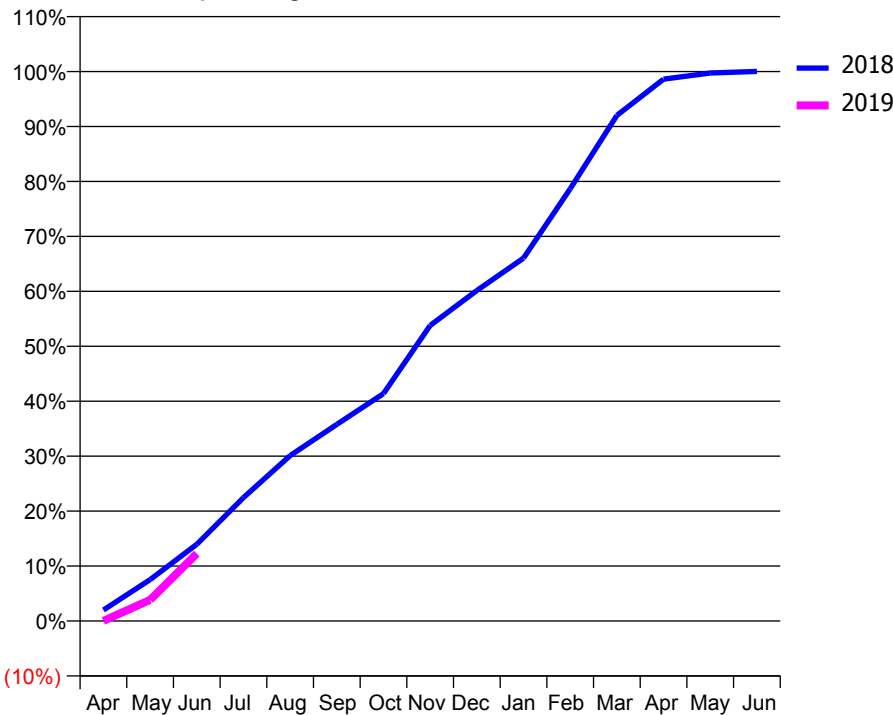
ACCESS*

Patients seen in 24 months	Total	Change since previous quarter
Quarter ending June 2017	2,644	
Quarter ending September 2017	2,562	↓
Quarter ending December 2017	2,583	→
Quarter ending March 2018	2,585	→
Quarter ending June 2018	2,556	↓
Variance since June 2017	(3.3%)	↓



ACTIVITY

Cumulative percentage of contracted UDA delivered 2018 & 2019



Adjusted Scheduled Activity (UDA)		
Month	2018	2019
April	161	3
May	606	310
June	1,121	986
July	1,805	
August	2,419	
September	2,876	
October	3,327	
November	4,323	
December	4,833	
January	5,306	
February	6,321	
March	7,394	
April	7,923	
May	8,013	
June	8,037	

QUALITY

	Quantity	Base Number	Contract	AT	Region	England
% of FP17s for the same patient ID Re-attending within 3 months - Children	21	261	8.0%	9.9%	11.5%	11.5%
% of FP17s for the same patient ID Re-attending within 3 months - Adults	45	233	19.3%	15.7%	16.6%	15.4%
% of FP17s for the same patient ID Re-attending between 3 & 9 months - Children	108	261	41.4%	48.8%	48.8%	58.9%
% of FP17s for the same patient ID Re-attending between 3 & 9 months - Adults	72	233	30.9%	38.6%	39.3%	51.6%
% of FP17s for Band 1 Urgent Courses	40	318	12.6%	11.0%	10.6%	8.9%
% of FP17s Relating to Free Repair or Replacements	0	318	0.0%	0.5%	0.5%	0.8%
% of FP17s Relating to Continuations	0	318	0.0%	0.5%	0.7%	0.9%
% of Patients satisfied with the dentistry they have received	1	2	N/A	88.4%	90.4%	93.2%
% of Patients satisfied with the time they had to wait for an appointment	1	2	N/A	83.8%	85.3%	88.8%

* This is based on patients treated on this contract for their most recent course of treatment. Figures in italics indicate the base number of FP17s or Patient Questionnaire responses are less than 100. N/A is shown where the base number of responses is less than 10 during the period. % is calculated as Quantity/Base number*100

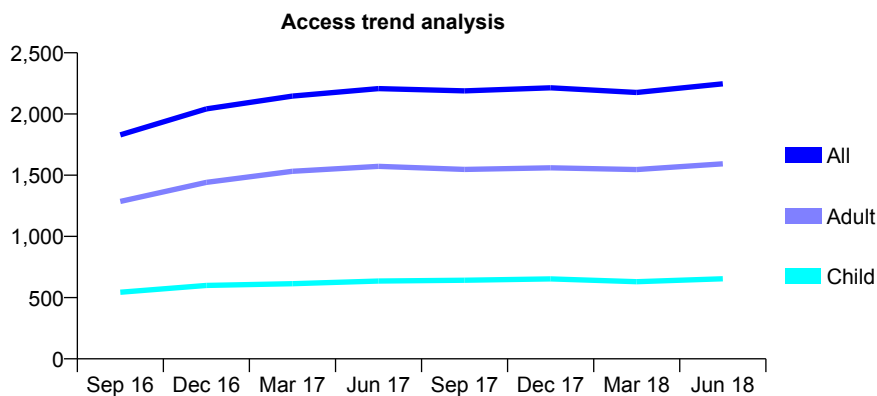
Q62 - Vital Signs At a Glance Contract Report for 328995/0002 - June 2018

Name or company name	MR I MOHAMMED
Contract type name	GDS Contract
Purpose of contract	General
Contract start date	01/04/2015
Contract end date	

18/19 Contracted general activity (UDA)	6,668
Carry forward general activity (UDA)	0
18/19 Contracted orthodontic activity (UOA)	0
Carry forward orthodontic activity (UOA)	0
Baseline contract value	£203,435.56

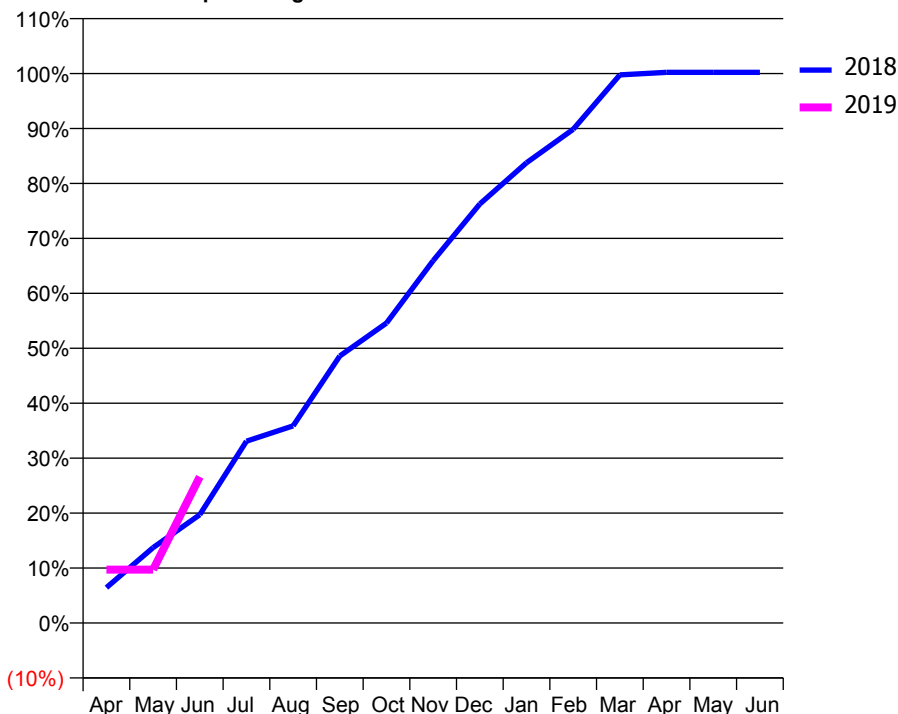
ACCESS*

Patients seen in 24 months	Total	Change since previous quarter
Quarter ending June 2017	2,208	
Quarter ending September 2017	2,189	→
Quarter ending December 2017	2,214	→
Quarter ending March 2018	2,176	↓
Quarter ending June 2018	2,247	↑
Variance since June 2017	1.8%	→



ACTIVITY

Cumulative percentage of contracted UDA delivered 2018 & 2019



Month	Adjusted Scheduled Activity (UDA)	
	2018	2019
April	430	648
May	916	648
June	1,314	1,775
July	2,207	
August	2,392	
September	3,240	
October	3,639	
November	4,397	
December	5,085	
January	5,585	
February	5,992	
March	6,652	
April	6,681	
May	6,681	
June	6,681	

QUALITY

	Quantity	Base Number	Contract	AT	Region	England
% of FP17s for the same patient ID Re-attending within 3 months - Children	12	158	7.6%	9.9%	11.5%	11.5%
% of FP17s for the same patient ID Re-attending within 3 months - Adults	25	380	6.6%	15.7%	16.6%	15.4%
% of FP17s for the same patient ID Re-attending between 3 & 9 months - Children	37	158	23.4%	48.8%	48.8%	58.9%
% of FP17s for the same patient ID Re-attending between 3 & 9 months - Adults	104	380	27.4%	38.6%	39.3%	51.6%
% of FP17s for Band 1 Urgent Courses	15	525	2.9%	11.0%	10.6%	8.9%
% of FP17s Relating to Free Repair or Replacements	0	525	0.0%	0.5%	0.5%	0.8%
% of FP17s Relating to Continuations	4	525	0.8%	0.5%	0.7%	0.9%
% of Patients satisfied with the dentistry they have received	0	1	N/A	88.4%	90.4%	93.2%
% of Patients satisfied with the time they had to wait for an appointment	0	1	N/A	83.8%	85.3%	88.8%

* This is based on patients treated on this contract for their most recent course of treatment. Figures in italics indicate the base number of FP17s or Patient Questionnaire responses are less than 100. N/A is shown where the base number of responses is less than 10 during the period. % is calculated as Quantity/Base number*100

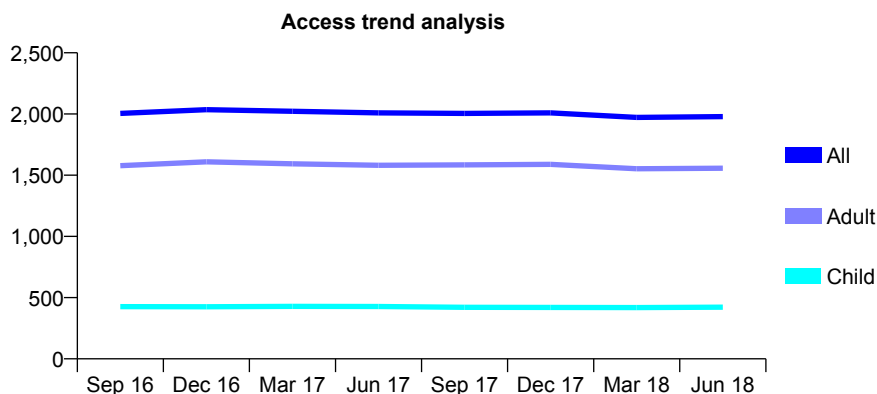
Q62 - Vital Signs At a Glance Contract Report for 331880/0001 - June 2018

Name or company name	MR NK PATEL
Contract type name	GDS Contract
Purpose of contract	General
Contract start date	01/04/2006
Contract end date	

18/19 Contracted general activity (UDA)	4,469
Carry forward general activity (UDA)	0
18/19 Contracted orthodontic activity (UOA)	0
Carry forward orthodontic activity (UOA)	0
Baseline contract value	£110,159.11

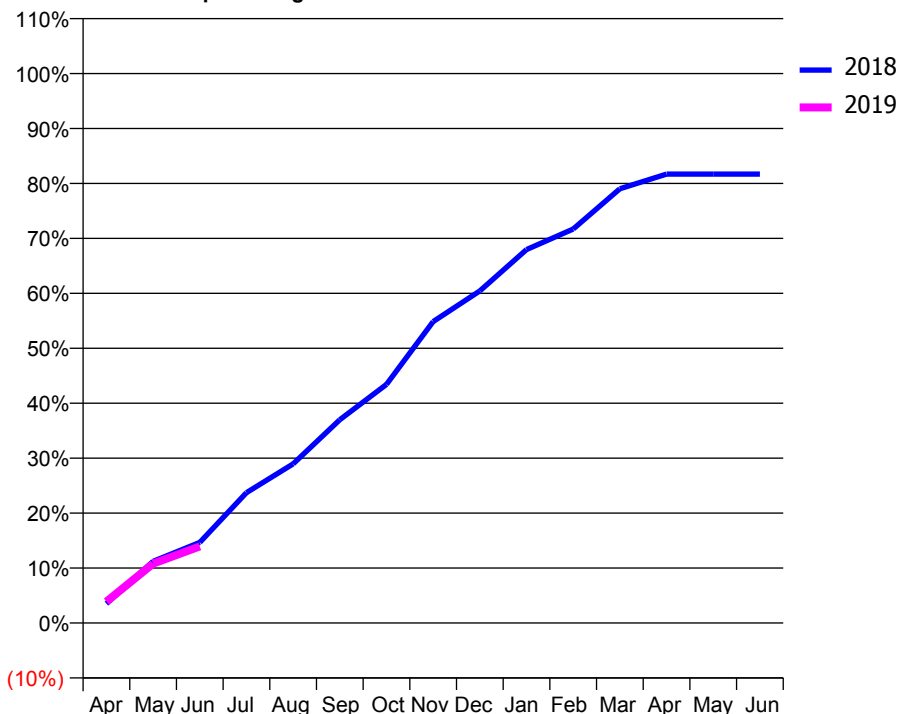
ACCESS*

Patients seen in 24 months	Total	Change since previous quarter
Quarter ending June 2017	2,009	
Quarter ending September 2017	2,005	→
Quarter ending December 2017	2,009	→
Quarter ending March 2018	1,972	↓
Quarter ending June 2018	1,979	→
Variance since June 2017	(1.5%)	↓



ACTIVITY

Cumulative percentage of contracted UDA delivered 2018 & 2019



Adjusted Scheduled Activity (UDA)

Month	2018	2019
April	158	174
May	501	483
June	656	623
July	1,060	
August	1,295	
September	1,653	
October	1,941	
November	2,452	
December	2,701	
January	3,037	
February	3,204	
March	3,532	
April	3,651	
May	3,651	
June	3,651	

QUALITY

	Quantity	Base Number	Contract	AT	Region	England
% of FP17s for the same patient ID Re-attending within 3 months - Children	2	107	1.9%	9.9%	11.5%	11.5%
% of FP17s for the same patient ID Re-attending within 3 months - Adults	10	308	3.2%	15.7%	16.6%	15.4%
% of FP17s for the same patient ID Re-attending between 3 & 9 months - Children	25	107	23.4%	48.8%	48.8%	58.9%
% of FP17s for the same patient ID Re-attending between 3 & 9 months - Adults	87	308	28.2%	38.6%	39.3%	51.6%
% of FP17s for Band 1 Urgent Courses	23	341	6.7%	11.0%	10.6%	8.9%
% of FP17s Relating to Free Repair or Replacements	0	341	0.0%	0.5%	0.5%	0.8%
% of FP17s Relating to Continuations	2	341	0.6%	0.5%	0.7%	0.9%
% of Patients satisfied with the dentistry they have received	3	3	N/A	88.4%	90.4%	93.2%
% of Patients satisfied with the time they had to wait for an appointment	3	3	N/A	83.8%	85.3%	88.8%

* This is based on patients treated on this contract for their most recent course of treatment. Figures in italics indicate the base number of FP17s or Patient Questionnaire responses are less than 100. N/A is shown where the base number of responses is less than 10 during the period. % is calculated as Quantity/Base number*100

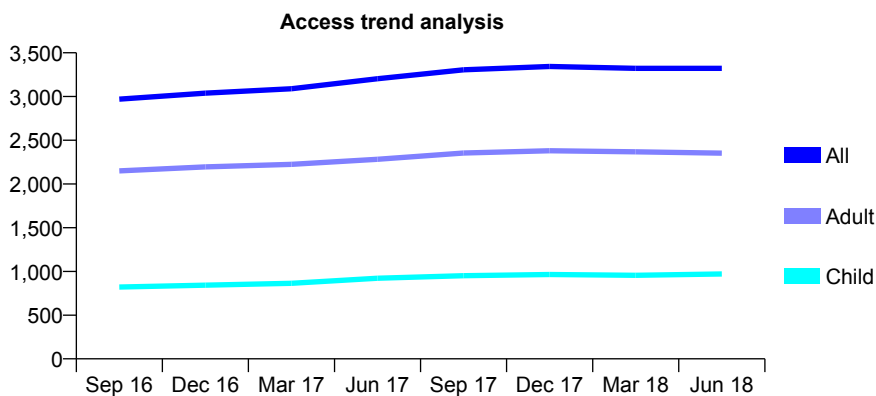
Q62 - Vital Signs At a Glance Contract Report for 333735/0002 - June 2018

Name or company name	MR H HASEN
Contract type name	GDS Contract
Purpose of contract	General
Contract start date	01/09/2010
Contract end date	

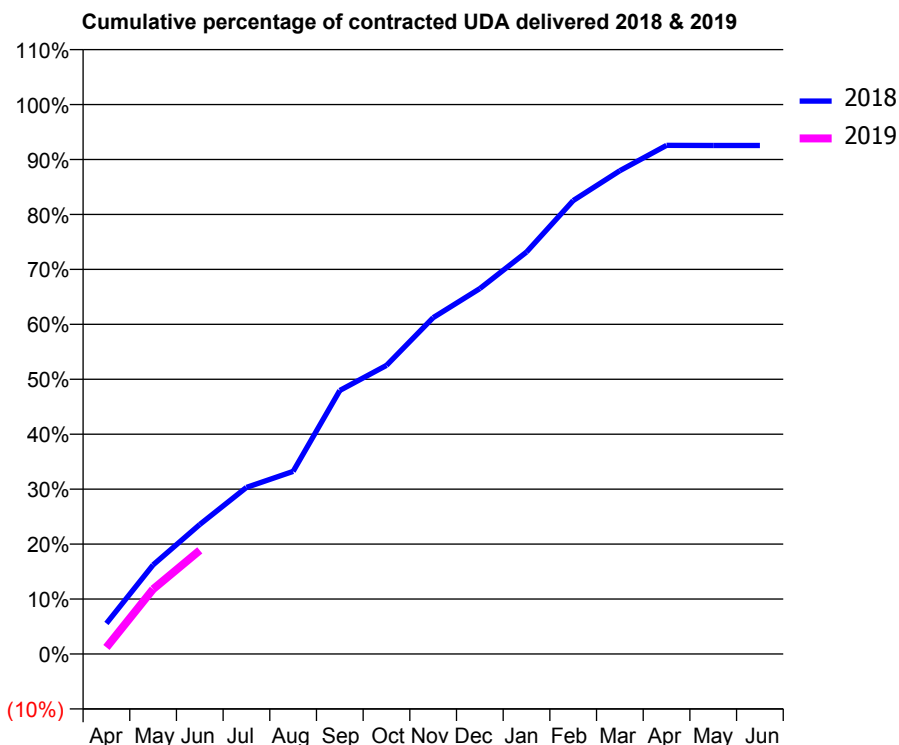
18/19 Contracted general activity (UDA)	8,914
Carry forward general activity (UDA)	0
18/19 Contracted orthodontic activity (UOA)	0
Carry forward orthodontic activity (UOA)	0
Baseline contract value	£241,252.93

ACCESS*

Patients seen in 24 months	Total	Change since previous quarter
Quarter ending June 2017	3,204	
Quarter ending September 2017	3,305	↑
Quarter ending December 2017	3,344	→
Quarter ending March 2018	3,323	→
Quarter ending June 2018	3,323	→
Variance since June 2017	3.7%	↑



ACTIVITY



Adjusted Scheduled Activity (UDA)		
Month	2018	2019
April	496	106
May	1,445	1,053
June	2,101	1,682
July	2,702	
August	2,963	
September	4,276	
October	4,683	
November	5,456	
December	5,929	
January	6,521	
February	7,356	
March	7,840	
April	8,250	
May	8,249	
June	8,249	

QUALITY

	Quantity	Base Number	Contract	AT	Region	England
% of FP17s for the same patient ID Re-attending within 3 months - Children	14	290	4.8%	9.9%	11.5%	11.5%
% of FP17s for the same patient ID Re-attending within 3 months - Adults	92	579	15.9%	15.7%	16.6%	15.4%
% of FP17s for the same patient ID Re-attending between 3 & 9 months - Children	138	290	47.6%	48.8%	48.8%	58.9%
% of FP17s for the same patient ID Re-attending between 3 & 9 months - Adults	163	579	28.2%	38.6%	39.3%	51.6%
% of FP17s for Band 1 Urgent Courses	76	708	10.7%	11.0%	10.6%	8.9%
% of FP17s Relating to Free Repair or Replacements	6	708	0.8%	0.5%	0.5%	0.8%
% of FP17s Relating to Continuations	3	708	0.4%	0.5%	0.7%	0.9%
% of Patients satisfied with the dentistry they have received	2	2	N/A	88.4%	90.4%	93.2%
% of Patients satisfied with the time they had to wait for an appointment	2	2	N/A	83.8%	85.3%	88.8%

* This is based on patients treated on this contract for their most recent course of treatment. Figures in italics indicate the base number of FP17s or Patient Questionnaire responses are less than 100. N/A is shown where the base number of responses is less than 10 during the period. % is calculated as Quantity/Base number*100

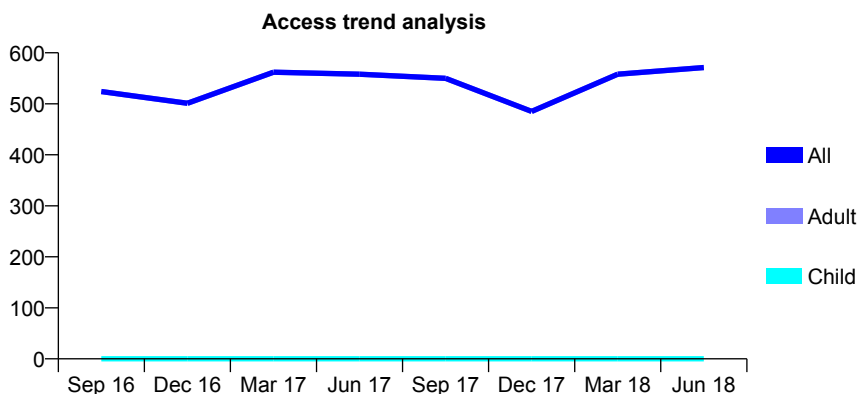
Q62 - Vital Signs At a Glance Contract Report for 334448/0001 - June 2018

Name or company name	LOVLINA KAUR BINDRA
Contract type name	GDS Contract
Purpose of contract	General
Contract start date	01/04/2006
Contract end date	

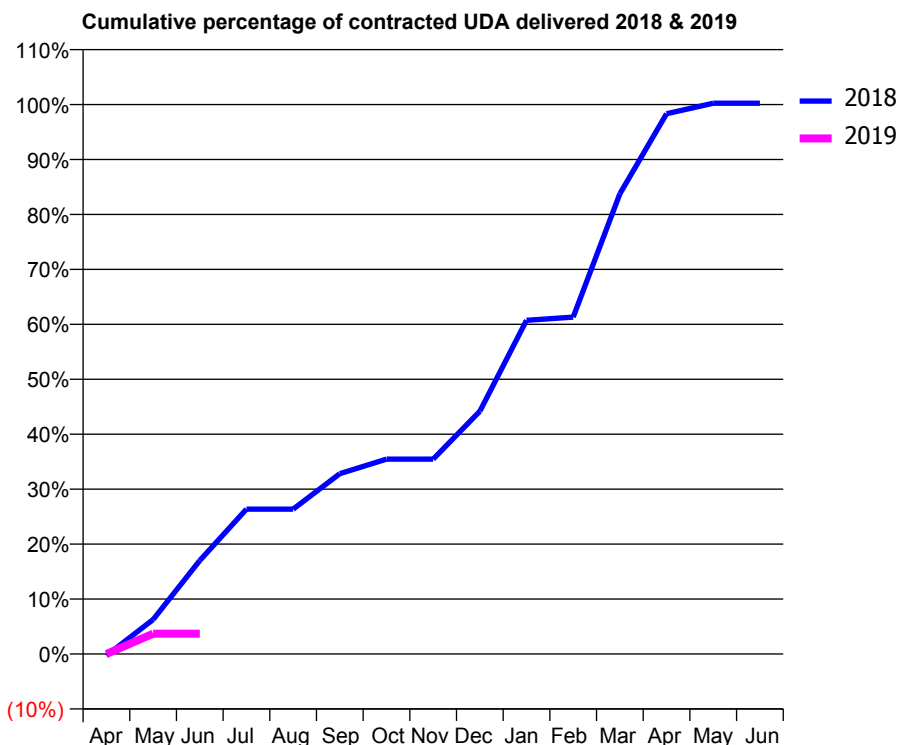
18/19 Contracted general activity (UDA)	1,999
Carry forward general activity (UDA)	0
18/19 Contracted orthodontic activity (UOA)	0
Carry forward orthodontic activity (UOA)	0
Baseline contract value	£68,969.84

ACCESS*

Patients seen in 24 months	Total	Change since previous quarter
Quarter ending June 2017	558	
Quarter ending September 2017	550	↓
Quarter ending December 2017	485	↓
Quarter ending March 2018	558	↑
Quarter ending June 2018	571	↑
Variance since June 2017	2.3%	↑



ACTIVITY



Month	Adjusted Scheduled Activity (UDA)	
	2018	2019
April	-6	0
May	125	74
June	340	74
July	527	
August	527	
September	656	
October	709	
November	709	
December	883	
January	1,214	
February	1,226	
March	1,674	
April	1,966	
May	2,004	
June	2,004	

QUALITY

	Quantity	Base Number	Contract	AT	Region	England
% of FP17s for the same patient ID Re-attending within 3 months - Children	0	0	N/A	9.9%	11.5%	11.5%
% of FP17s for the same patient ID Re-attending within 3 months - Adults	1	65	1.5%	15.7%	16.6%	15.4%
% of FP17s for the same patient ID Re-attending between 3 & 9 months - Children	0	0	N/A	48.8%	48.8%	58.9%
% of FP17s for the same patient ID Re-attending between 3 & 9 months - Adults	2	65	3.1%	38.6%	39.3%	51.6%
% of FP17s for Band 1 Urgent Courses	1	19	5.3%	11.0%	10.6%	8.9%
% of FP17s Relating to Free Repair or Replacements	0	19	0.0%	0.5%	0.5%	0.8%
% of FP17s Relating to Continuations	0	19	0.0%	0.5%	0.7%	0.9%
% of Patients satisfied with the dentistry they have received	0	1	N/A	88.4%	90.4%	93.2%
% of Patients satisfied with the time they had to wait for an appointment	0	1	N/A	83.8%	85.3%	88.8%

* This is based on patients treated on this contract for their most recent course of treatment. Figures in italics indicate the base number of FP17s or Patient Questionnaire responses are less than 100. N/A is shown where the base number of responses is less than 10 during the period. % is calculated as Quantity/Base number*100

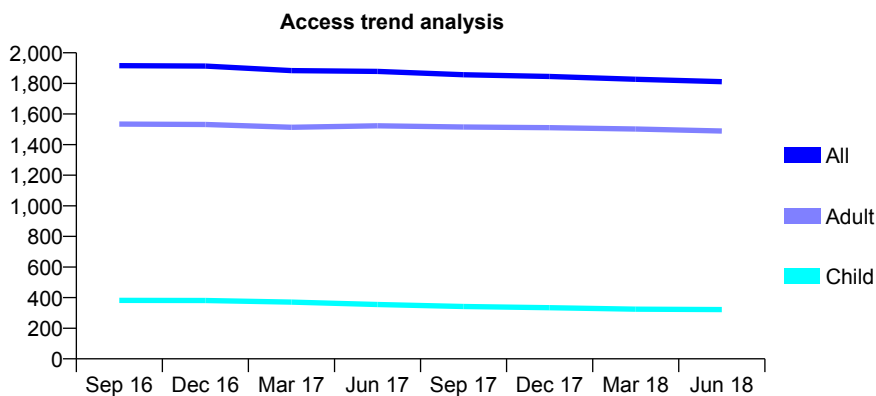
Q62 - Vital Signs At a Glance Contract Report for 334537/0001 - June 2018

Name or company name	MR SP AURORA
Contract type name	GDS Contract
Purpose of contract	General
Contract start date	01/04/2006
Contract end date	

18/19 Contracted general activity (UDA)	9,051
Carry forward general activity (UDA)	0
18/19 Contracted orthodontic activity (UOA)	0
Carry forward orthodontic activity (UOA)	0
Baseline contract value	£277,956.52

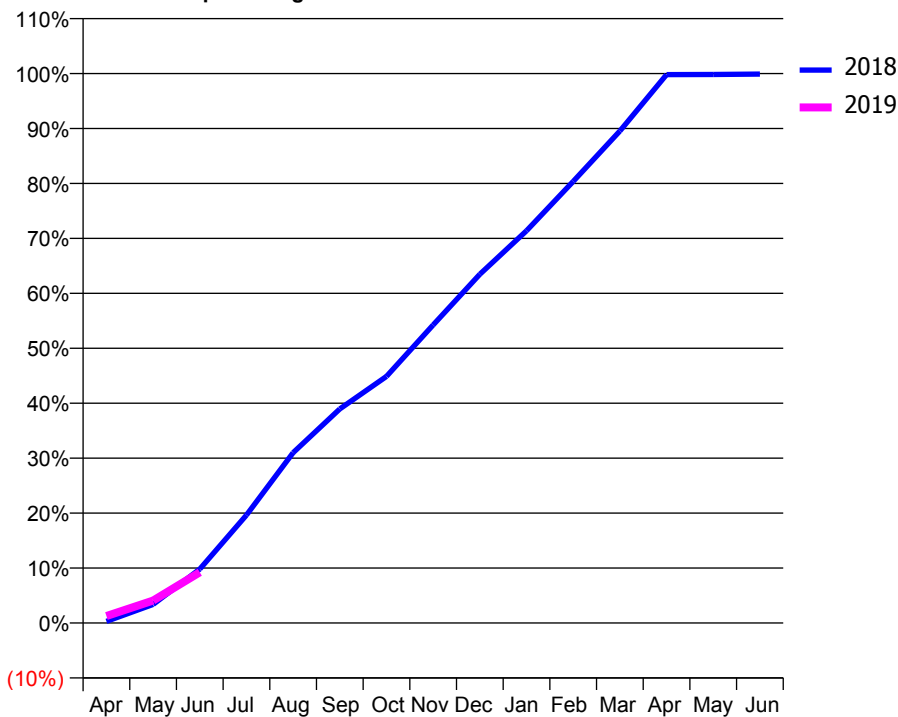
ACCESS*

Patients seen in 24 months	Total	Change since previous quarter
Quarter ending June 2017	1,878	
Quarter ending September 2017	1,857	↓
Quarter ending December 2017	1,845	→
Quarter ending March 2018	1,827	→
Quarter ending June 2018	1,811	→
Variance since June 2017	(3.6%)	↓



ACTIVITY

Cumulative percentage of contracted UDA delivered 2018 & 2019



Adjusted Scheduled Activity (UDA)

Month	2018	2019
April	28	114
May	307	370
June	889	836
July	1,778	
August	2,805	
September	3,526	
October	4,061	
November	4,909	
December	5,745	
January	6,461	
February	7,273	
March	8,104	
April	9,033	
May	9,036	
June	9,042	

QUALITY

	Quantity	Base Number	Contract	AT	Region	England
% of FP17s for the same patient ID Re-attending within 3 months - Children	12	114	10.5%	9.9%	11.5%	11.5%
% of FP17s for the same patient ID Re-attending within 3 months - Adults	128	544	23.5%	15.7%	16.6%	15.4%
% of FP17s for the same patient ID Re-attending between 3 & 9 months - Children	82	114	71.9%	48.8%	48.8%	58.9%
% of FP17s for the same patient ID Re-attending between 3 & 9 months - Adults	355	544	65.3%	38.6%	39.3%	51.6%
% of FP17s for Band 1 Urgent Courses	19	398	4.8%	11.0%	10.6%	8.9%
% of FP17s Relating to Free Repair or Replacements	5	398	1.3%	0.5%	0.5%	0.8%
% of FP17s Relating to Continuations	4	398	1.0%	0.5%	0.7%	0.9%
% of Patients satisfied with the dentistry they have received	1	1	N/A	88.4%	90.4%	93.2%
% of Patients satisfied with the time they had to wait for an appointment	1	1	N/A	83.8%	85.3%	88.8%

* This is based on patients treated on this contract for their most recent course of treatment. Figures in italics indicate the base number of FP17s or Patient Questionnaire responses are less than 100. N/A is shown where the base number of responses is less than 10 during the period. % is calculated as Quantity/Base number*100

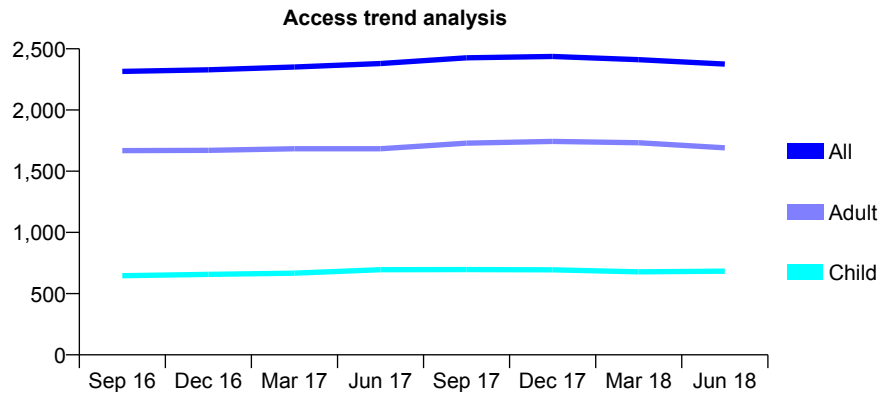
Q62 - Vital Signs At a Glance Contract Report for 335428/0001 - June 2018

Name or company name	MR AV PATEL
Contract type name	GDS Contract
Purpose of contract	General
Contract start date	01/04/2006
Contract end date	

18/19 Contracted general activity (UDA)	7,417
Carry forward general activity (UDA)	0
18/19 Contracted orthodontic activity (UOA)	0
Carry forward orthodontic activity (UOA)	0
Baseline contract value	£231,850.25

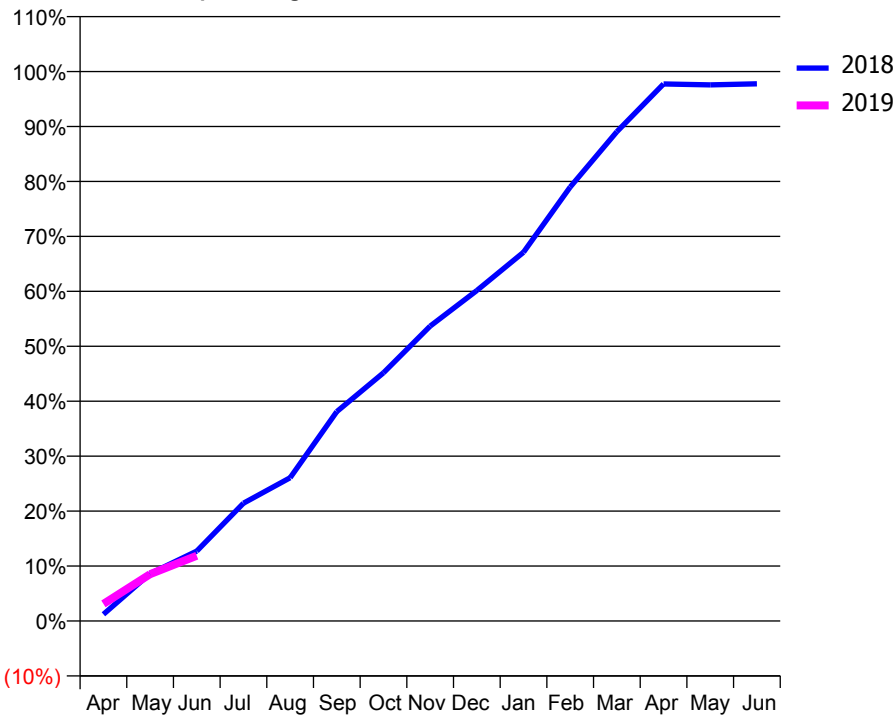
ACCESS*

Patients seen in 24 months	Total	Change since previous quarter
Quarter ending June 2017	2,380	
Quarter ending September 2017	2,426	→
Quarter ending December 2017	2,437	→
Quarter ending March 2018	2,411	↓
Quarter ending June 2018	2,375	↓
Variance since June 2017	(0.2%)	→



ACTIVITY

Cumulative percentage of contracted UDA delivered 2018 & 2019



Adjusted Scheduled Activity (UDA)		
Month	2018	2019
April	91	232
May	640	633
June	944	881
July	1,591	
August	1,933	
September	2,826	
October	3,350	
November	3,980	
December	4,460	
January	4,978	
February	5,857	
March	6,605	
April	7,249	
May	7,237	
June	7,251	

QUALITY

	Quantity	Base Number	Contract	AT	Region	England
% of FP17s for the same patient ID Re-attending within 3 months - Children	7	150	4.7%	9.9%	11.5%	11.5%
% of FP17s for the same patient ID Re-attending within 3 months - Adults	33	345	9.6%	15.7%	16.6%	15.4%
% of FP17s for the same patient ID Re-attending between 3 & 9 months - Children	62	150	41.3%	48.8%	48.8%	58.9%
% of FP17s for the same patient ID Re-attending between 3 & 9 months - Adults	103	345	29.9%	38.6%	39.3%	51.6%
% of FP17s for Band 1 Urgent Courses	46	349	13.2%	11.0%	10.6%	8.9%
% of FP17s Relating to Free Repair or Replacements	2	349	0.6%	0.5%	0.5%	0.8%
% of FP17s Relating to Continuations	0	349	0.0%	0.5%	0.7%	0.9%
% of Patients satisfied with the dentistry they have received	1	1	N/A	88.4%	90.4%	93.2%
% of Patients satisfied with the time they had to wait for an appointment	1	1	N/A	83.8%	85.3%	88.8%

* This is based on patients treated on this contract for their most recent course of treatment. Figures in italics indicate the base number of FP17s or Patient Questionnaire responses are less than 100. N/A is shown where the base number of responses is less than 10 during the period. % is calculated as Quantity/Base number*100

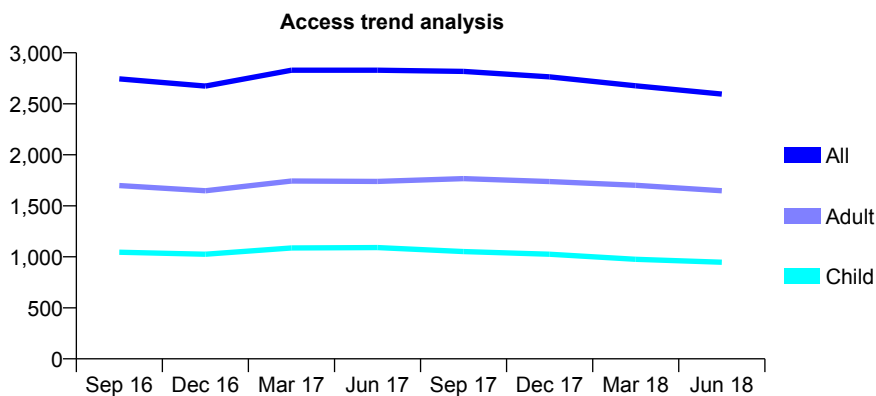
Q62 - Vital Signs At a Glance Contract Report for 335428/0003 - June 2018

Name or company name	MR AV PATEL
Contract type name	GDS Contract
Purpose of contract	General
Contract start date	02/08/2006
Contract end date	

18/19 Contracted general activity (UDA)	5,989
Carry forward general activity (UDA)	0
18/19 Contracted orthodontic activity (UOA)	0
Carry forward orthodontic activity (UOA)	0
Baseline contract value	£190,783.64

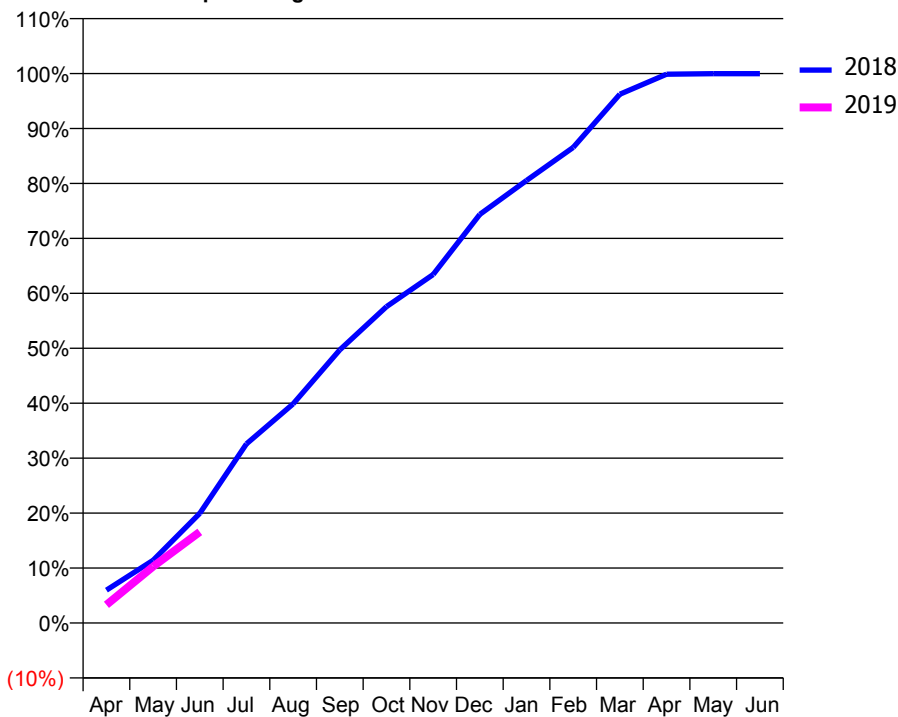
ACCESS*

Patients seen in 24 months	Total	Change since previous quarter
Quarter ending June 2017	2,830	
Quarter ending September 2017	2,818	→
Quarter ending December 2017	2,764	↓
Quarter ending March 2018	2,677	↓
Quarter ending June 2018	2,595	↓
Variance since June 2017	(8.3%)	↓



ACTIVITY

Cumulative percentage of contracted UDA delivered 2018 & 2019



Adjusted Scheduled Activity (UDA)

Month	2018	2019
April	359	199
May	684	616
June	1,195	994
July	1,953	
August	2,389	
September	2,978	
October	3,448	
November	3,798	
December	4,454	
January	4,824	
February	5,184	
March	5,763	
April	5,981	
May	5,987	
June	5,987	

QUALITY

	Quantity	Base Number	Contract	AT	Region	England
% of FP17s for the same patient ID Re-attending within 3 months - Children	11	270	4.1%	9.9%	11.5%	11.5%
% of FP17s for the same patient ID Re-attending within 3 months - Adults	26	259	10.0%	15.7%	16.6%	15.4%
% of FP17s for the same patient ID Re-attending between 3 & 9 months - Children	146	270	54.1%	48.8%	48.8%	58.9%
% of FP17s for the same patient ID Re-attending between 3 & 9 months - Adults	88	259	34.0%	38.6%	39.3%	51.6%
% of FP17s for Band 1 Urgent Courses	40	430	9.3%	11.0%	10.6%	8.9%
% of FP17s Relating to Free Repair or Replacements	0	430	0.0%	0.5%	0.5%	0.8%
% of FP17s Relating to Continuations	1	430	0.2%	0.5%	0.7%	0.9%
% of Patients satisfied with the dentistry they have received	2	2	N/A	88.4%	90.4%	93.2%
% of Patients satisfied with the time they had to wait for an appointment	2	2	N/A	83.8%	85.3%	88.8%

* This is based on patients treated on this contract for their most recent course of treatment. Figures in italics indicate the base number of FP17s or Patient Questionnaire responses are less than 100. N/A is shown where the base number of responses is less than 10 during the period. % is calculated as Quantity/Base number*100

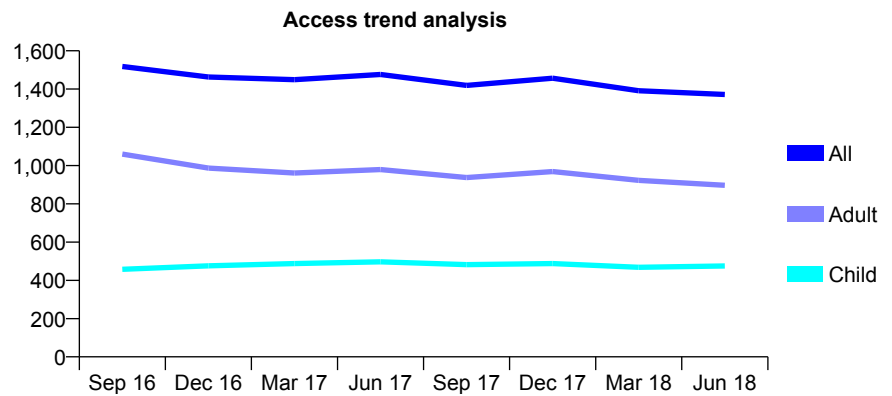
Q62 - Vital Signs At a Glance Contract Report for 335509/0001 - June 2018

Name or company name	MRS GC BASKERAN
Contract type name	GDS Contract
Purpose of contract	General
Contract start date	01/04/2006
Contract end date	

18/19 Contracted general activity (UDA)	4,773
Carry forward general activity (UDA)	0
18/19 Contracted orthodontic activity (UOA)	0
Carry forward orthodontic activity (UOA)	0
Baseline contract value	£128,048.81

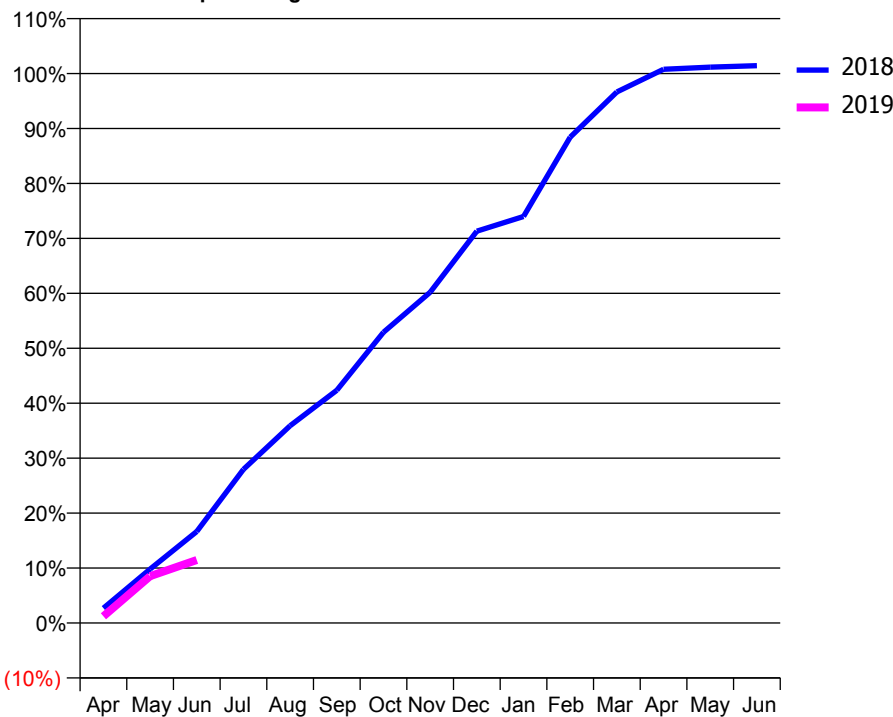
ACCESS*

Patients seen in 24 months	Total	Change since previous quarter
Quarter ending June 2017	1,476	
Quarter ending September 2017	1,419	↓
Quarter ending December 2017	1,457	↑
Quarter ending March 2018	1,391	↓
Quarter ending June 2018	1,372	↓
Variance since June 2017	(7.0%)	↓



ACTIVITY

Cumulative percentage of contracted UDA delivered 2018 & 2019



Month	Adjusted Scheduled Activity (UDA)	
	2018	2019
April	129	58
May	468	407
June	795	548
July	1,335	
August	1,713	
September	2,022	
October	2,525	
November	2,873	
December	3,404	
January	3,531	
February	4,220	
March	4,613	
April	4,810	
May	4,828	
June	4,841	

QUALITY

	Quantity	Base Number	Contract	AT	Region	England
% of FP17s for the same patient ID Re-attending within 3 months - Children	2	82	2.4%	9.9%	11.5%	11.5%
% of FP17s for the same patient ID Re-attending within 3 months - Adults	10	122	8.2%	15.7%	16.6%	15.4%
% of FP17s for the same patient ID Re-attending between 3 & 9 months - Children	28	82	34.1%	48.8%	48.8%	58.9%
% of FP17s for the same patient ID Re-attending between 3 & 9 months - Adults	38	122	31.1%	38.6%	39.3%	51.6%
% of FP17s for Band 1 Urgent Courses	3	152	2.0%	11.0%	10.6%	8.9%
% of FP17s Relating to Free Repair or Replacements	5	152	3.3%	0.5%	0.5%	0.8%
% of FP17s Relating to Continuations	0	152	0.0%	0.5%	0.7%	0.9%
% of Patients satisfied with the dentistry they have received	3	3	N/A	88.4%	90.4%	93.2%
% of Patients satisfied with the time they had to wait for an appointment	3	3	N/A	83.8%	85.3%	88.8%

* This is based on patients treated on this contract for their most recent course of treatment. Figures in italics indicate the base number of FP17s or Patient Questionnaire responses are less than 100. N/A is shown where the base number of responses is less than 10 during the period. % is calculated as Quantity/Base number*100

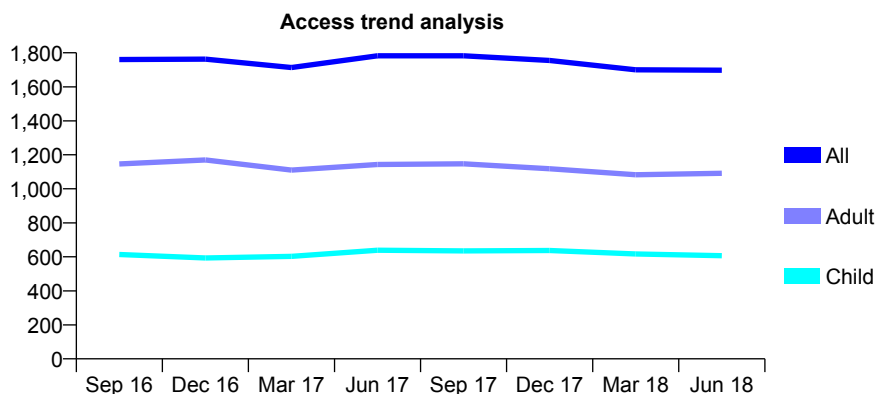
Q62 - Vital Signs At a Glance Contract Report for 335754/0001 - June 2018

Name or company name	MR N DIXIT
Contract type name	GDS Contract
Purpose of contract	General
Contract start date	01/04/2006
Contract end date	

18/19 Contracted general activity (UDA)	4,525
Carry forward general activity (UDA)	0
18/19 Contracted orthodontic activity (UOA)	0
Carry forward orthodontic activity (UOA)	0
Baseline contract value	£144,987.22

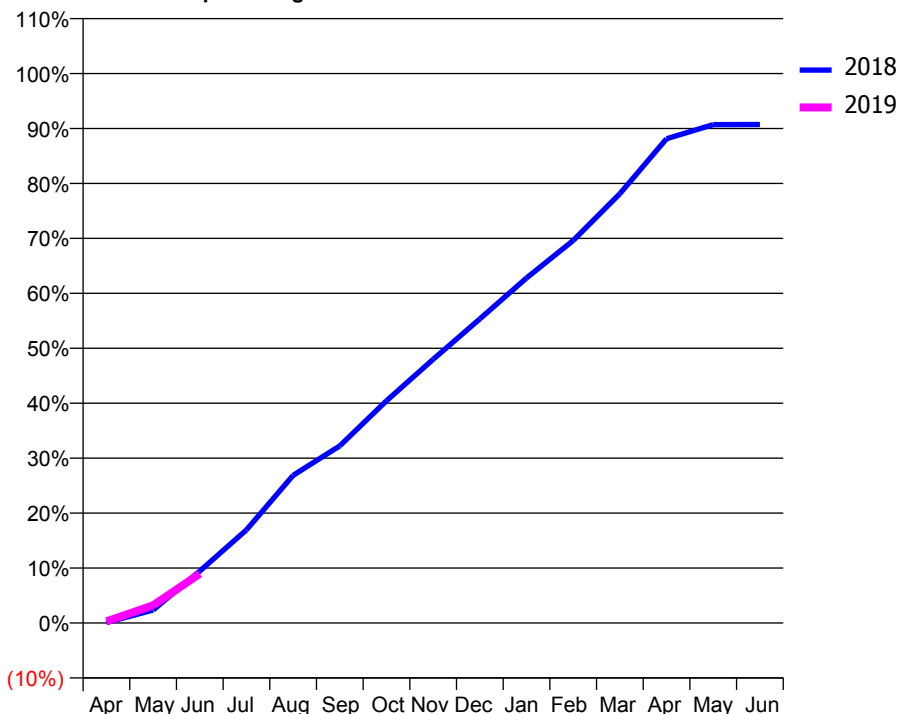
ACCESS*

Patients seen in 24 months	Total	Change since previous quarter
Quarter ending June 2017	1,782	
Quarter ending September 2017	1,782	→
Quarter ending December 2017	1,755	↓
Quarter ending March 2018	1,700	↓
Quarter ending June 2018	1,698	→
Variance since June 2017	(4.7%)	↓



ACTIVITY

Cumulative percentage of contracted UDA delivered 2018 & 2019



Month	Adjusted Scheduled Activity (UDA)	
	2018	2019
April	4	14
May	107	145
June	427	406
July	767	
August	1,217	
September	1,458	
October	1,830	
November	2,171	
December	2,504	
January	2,841	
February	3,150	
March	3,535	
April	3,988	
May	4,104	
June	4,106	

QUALITY

	Quantity	Base Number	Contract	AT	Region	England
% of FP17s for the same patient ID Re-attending within 3 months - Children	15	218	6.9%	9.9%	11.5%	11.5%
% of FP17s for the same patient ID Re-attending within 3 months - Adults	26	264	9.8%	15.7%	16.6%	15.4%
% of FP17s for the same patient ID Re-attending between 3 & 9 months - Children	124	218	56.9%	48.8%	48.8%	58.9%
% of FP17s for the same patient ID Re-attending between 3 & 9 months - Adults	129	264	48.9%	38.6%	39.3%	51.6%
% of FP17s for Band 1 Urgent Courses	21	227	9.3%	11.0%	10.6%	8.9%
% of FP17s Relating to Free Repair or Replacements	1	227	0.4%	0.5%	0.5%	0.8%
% of FP17s Relating to Continuations	2	227	0.9%	0.5%	0.7%	0.9%
% of Patients satisfied with the dentistry they have received	2	3	N/A	88.4%	90.4%	93.2%
% of Patients satisfied with the time they had to wait for an appointment	2	3	N/A	83.8%	85.3%	88.8%

* This is based on patients treated on this contract for their most recent course of treatment. Figures in italics indicate the base number of FP17s or Patient Questionnaire responses are less than 100. N/A is shown where the base number of responses is less than 10 during the period. % is calculated as Quantity/Base number*100

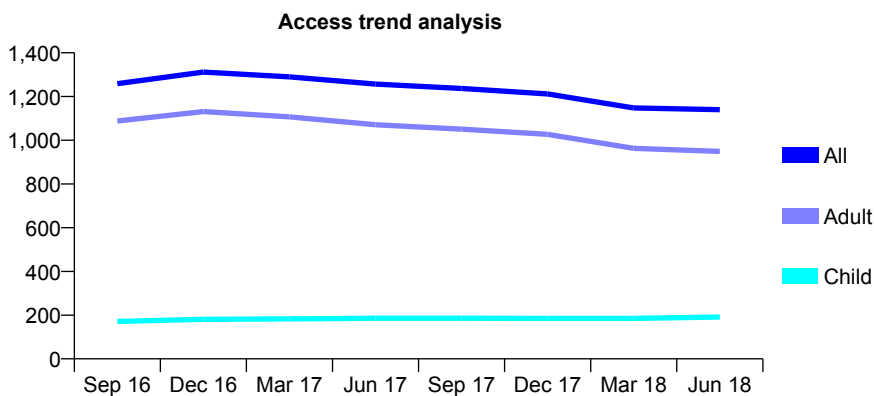
Q62 - Vital Signs At a Glance Contract Report for 337501/0001 - June 2018

Name or company name	MR E GHATEH
Contract type name	GDS Contract
Purpose of contract	General
Contract start date	01/04/2006
Contract end date	

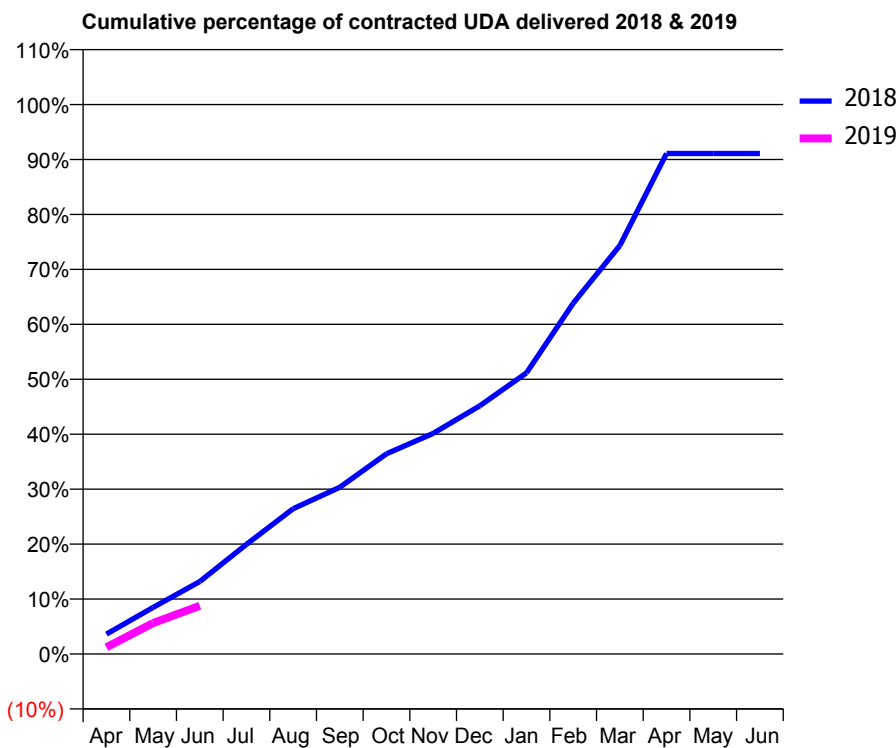
18/19 Contracted general activity (UDA)	4,250
Carry forward general activity (UDA)	0
18/19 Contracted orthodontic activity (UOA)	0
Carry forward orthodontic activity (UOA)	0
Baseline contract value	£129,287.51

ACCESS*

Patients seen in 24 months	Total	Change since previous quarter
Quarter ending June 2017	1,257	
Quarter ending September 2017	1,237	↓
Quarter ending December 2017	1,212	↓
Quarter ending March 2018	1,148	↓
Quarter ending June 2018	1,140	→
Variance since June 2017	(9.3%)	↓



ACTIVITY



Adjusted Scheduled Activity (UDA)		
Month	2018	2019
April	154	52
May	360	240
June	561	373
July	848	
August	1,124	
September	1,290	
October	1,549	
November	1,706	
December	1,920	
January	2,175	
February	2,713	
March	3,159	
April	3,871	
May	3,871	
June	3,871	

QUALITY

	Quantity	Base Number	Contract	AT	Region	England
% of FP17s for the same patient ID Re-attending within 3 months - Children	4	51	7.8%	9.9%	11.5%	11.5%
% of FP17s for the same patient ID Re-attending within 3 months - Adults	43	226	19.0%	15.7%	16.6%	15.4%
% of FP17s for the same patient ID Re-attending between 3 & 9 months - Children	18	51	35.3%	48.8%	48.8%	58.9%
% of FP17s for the same patient ID Re-attending between 3 & 9 months - Adults	48	226	21.2%	38.6%	39.3%	51.6%
% of FP17s for Band 1 Urgent Courses	30	154	19.5%	11.0%	10.6%	8.9%
% of FP17s Relating to Free Repair or Replacements	2	154	1.3%	0.5%	0.5%	0.8%
% of FP17s Relating to Continuations	1	154	0.6%	0.5%	0.7%	0.9%
% of Patients satisfied with the dentistry they have received	0	0	N/A	88.4%	90.4%	93.2%
% of Patients satisfied with the time they had to wait for an appointment	0	0	N/A	83.8%	85.3%	88.8%

* This is based on patients treated on this contract for their most recent course of treatment. Figures in italics indicate the base number of FP17s or Patient Questionnaire responses are less than 100. N/A is shown where the base number of responses is less than 10 during the period. % is calculated as Quantity/Base number*100

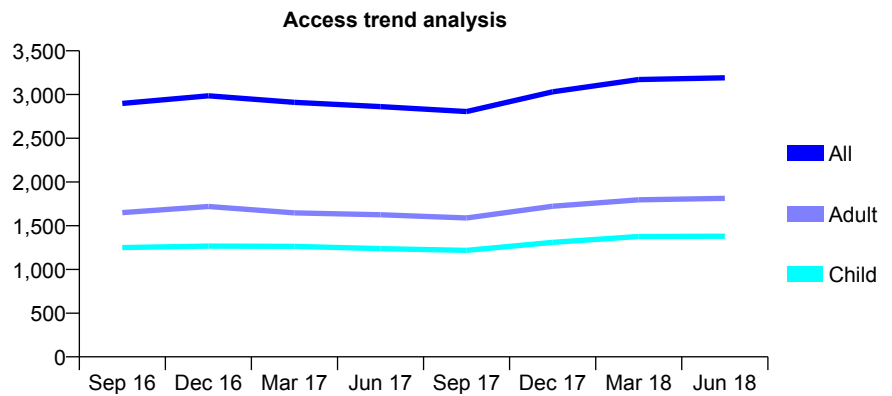
Q62 - Vital Signs At a Glance Contract Report for 341134/0001 - June 2018

Name or company name	MR A GHAFFARPOUR
Contract type name	GDS Contract
Purpose of contract	General
Contract start date	01/04/2006
Contract end date	

18/19 Contracted general activity (UDA)	7,125
Carry forward general activity (UDA)	0
18/19 Contracted orthodontic activity (UOA)	0
Carry forward orthodontic activity (UOA)	0
Baseline contract value	£343,143.20

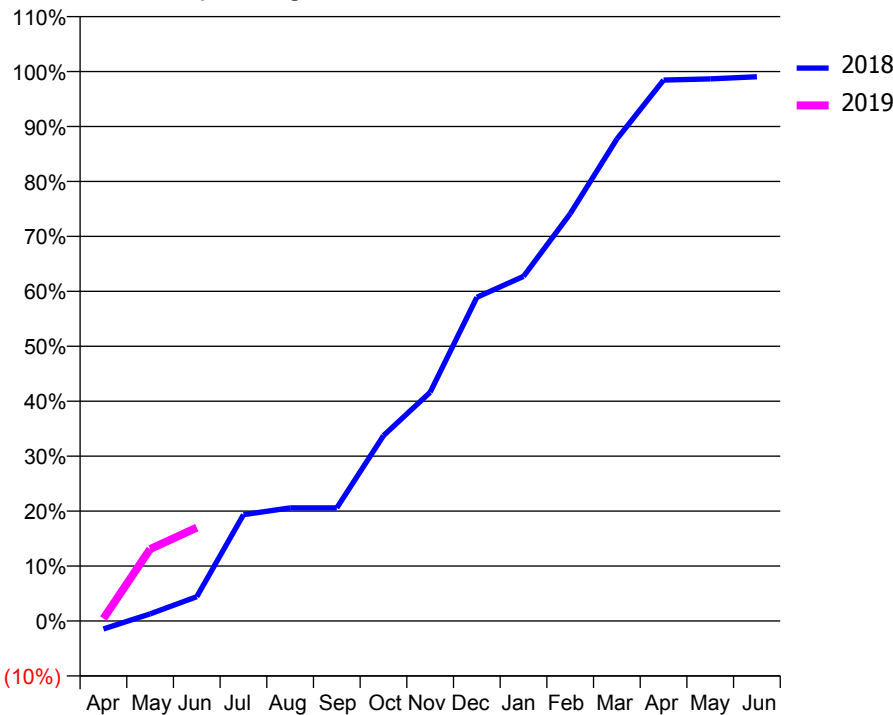
ACCESS*

Patients seen in 24 months	Total	Change since previous quarter
Quarter ending June 2017	2,862	
Quarter ending September 2017	2,806	↓
Quarter ending December 2017	3,031	↑
Quarter ending March 2018	3,172	↑
Quarter ending June 2018	3,191	→
Variance since June 2017	11.5%	↑



ACTIVITY

Cumulative percentage of contracted UDA delivered 2018 & 2019



Adjusted Scheduled Activity (UDA)		
Month	2018	2019
April	-105	31
May	92	933
June	316	1,211
July	1,379	
August	1,468	
September	1,468	
October	2,404	
November	2,965	
December	4,198	
January	4,468	
February	5,281	
March	6,249	
April	7,013	
May	7,029	
June	7,057	

QUALITY

	Quantity	Base Number	Contract	AT	Region	England
% of FP17s for the same patient ID Re-attending within 3 months - Children	12	352	3.4%	9.9%	11.5%	11.5%
% of FP17s for the same patient ID Re-attending within 3 months - Adults	20	375	5.3%	15.7%	16.6%	15.4%
% of FP17s for the same patient ID Re-attending between 3 & 9 months - Children	99	352	28.1%	48.8%	48.8%	58.9%
% of FP17s for the same patient ID Re-attending between 3 & 9 months - Adults	64	375	17.1%	38.6%	39.3%	51.6%
% of FP17s for Band 1 Urgent Courses	15	474	3.2%	11.0%	10.6%	8.9%
% of FP17s Relating to Free Repair or Replacements	0	474	0.0%	0.5%	0.5%	0.8%
% of FP17s Relating to Continuations	1	474	0.2%	0.5%	0.7%	0.9%
% of Patients satisfied with the dentistry they have received	2	3	N/A	88.4%	90.4%	93.2%
% of Patients satisfied with the time they had to wait for an appointment	1	3	N/A	83.8%	85.3%	88.8%

* This is based on patients treated on this contract for their most recent course of treatment. Figures in italics indicate the base number of FP17s or Patient Questionnaire responses are less than 100. N/A is shown where the base number of responses is less than 10 during the period. % is calculated as Quantity/Base number*100

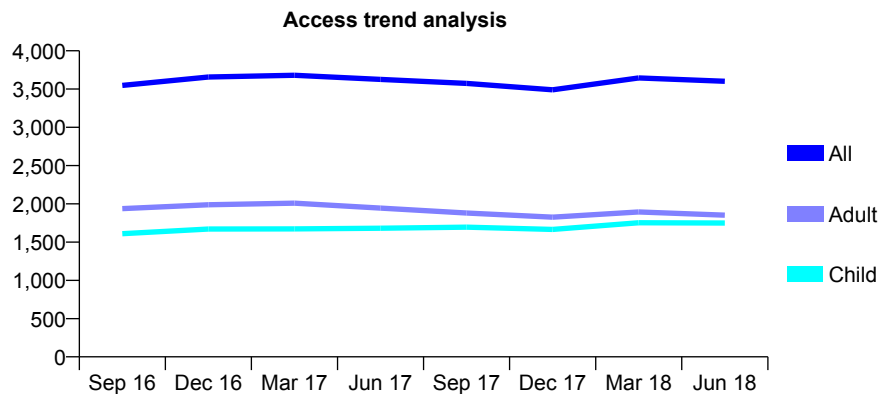
Q62 - Vital Signs At a Glance Contract Report for 341916/0001 - June 2018

Name or company name	MR G AL-SHAIKH RADI
Contract type name	GDS Contract
Purpose of contract	General
Contract start date	01/04/2006
Contract end date	

18/19 Contracted general activity (UDA)	11,917
Carry forward general activity (UDA)	0
18/19 Contracted orthodontic activity (UOA)	0
Carry forward orthodontic activity (UOA)	0
Baseline contract value	£315,574.72

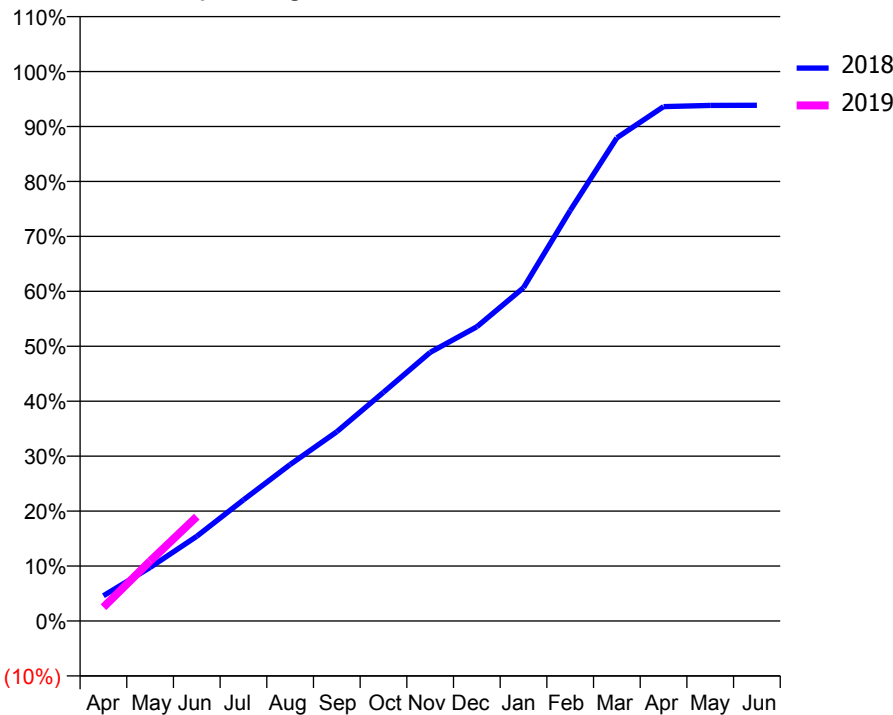
ACCESS*

Patients seen in 24 months	Total	Change since previous quarter
Quarter ending June 2017	3,626	
Quarter ending September 2017	3,574	↓
Quarter ending December 2017	3,490	↓
Quarter ending March 2018	3,646	↑
Quarter ending June 2018	3,601	↓
Variance since June 2017	(0.7%)	→



ACTIVITY

Cumulative percentage of contracted UDA delivered 2018 & 2019



Adjusted Scheduled Activity (UDA)		
Month	2018	2019
April	549	298
May	1,161	1,299
June	1,838	2,262
July	2,627	
August	3,393	
September	4,104	
October	4,960	
November	5,827	
December	6,380	
January	7,229	
February	8,902	
March	10,479	
April	11,157	
May	11,183	
June	11,185	

QUALITY

	Quantity	Base Number	Contract	AT	Region	England
% of FP17s for the same patient ID Re-attending within 3 months - Children	40	567	7.1%	9.9%	11.5%	11.5%
% of FP17s for the same patient ID Re-attending within 3 months - Adults	80	457	17.5%	15.7%	16.6%	15.4%
% of FP17s for the same patient ID Re-attending between 3 & 9 months - Children	260	567	45.9%	48.8%	48.8%	58.9%
% of FP17s for the same patient ID Re-attending between 3 & 9 months - Adults	144	457	31.5%	38.6%	39.3%	51.6%
% of FP17s for Band 1 Urgent Courses	81	871	9.3%	11.0%	10.6%	8.9%
% of FP17s Relating to Free Repair or Replacements	0	871	0.0%	0.5%	0.5%	0.8%
% of FP17s Relating to Continuations	0	871	0.0%	0.5%	0.7%	0.9%
% of Patients satisfied with the dentistry they have received	1	1	N/A	88.4%	90.4%	93.2%
% of Patients satisfied with the time they had to wait for an appointment	0	1	N/A	83.8%	85.3%	88.8%

* This is based on patients treated on this contract for their most recent course of treatment. Figures in italics indicate the base number of FP17s or Patient Questionnaire responses are less than 100. N/A is shown where the base number of responses is less than 10 during the period. % is calculated as Quantity/Base number*100

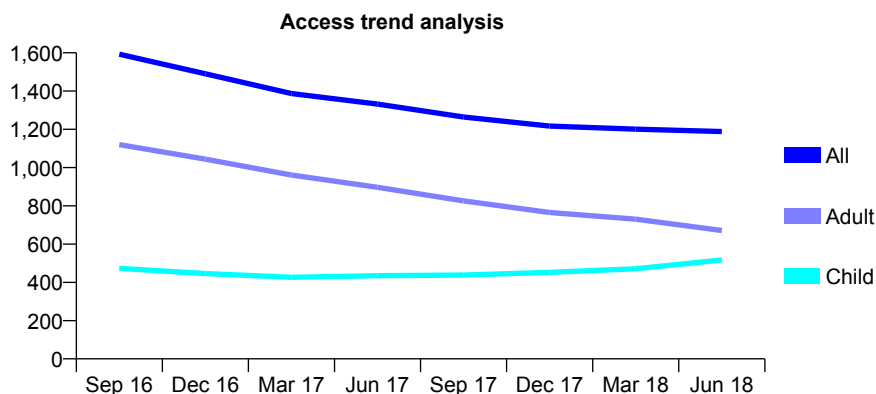
Q62 - Vital Signs At a Glance Contract Report for 341916/0002 - June 2018

Name or company name	MR G AL-SHAIKH RADI
Contract type name	GDS Contract
Purpose of contract	General
Contract start date	01/04/2006
Contract end date	

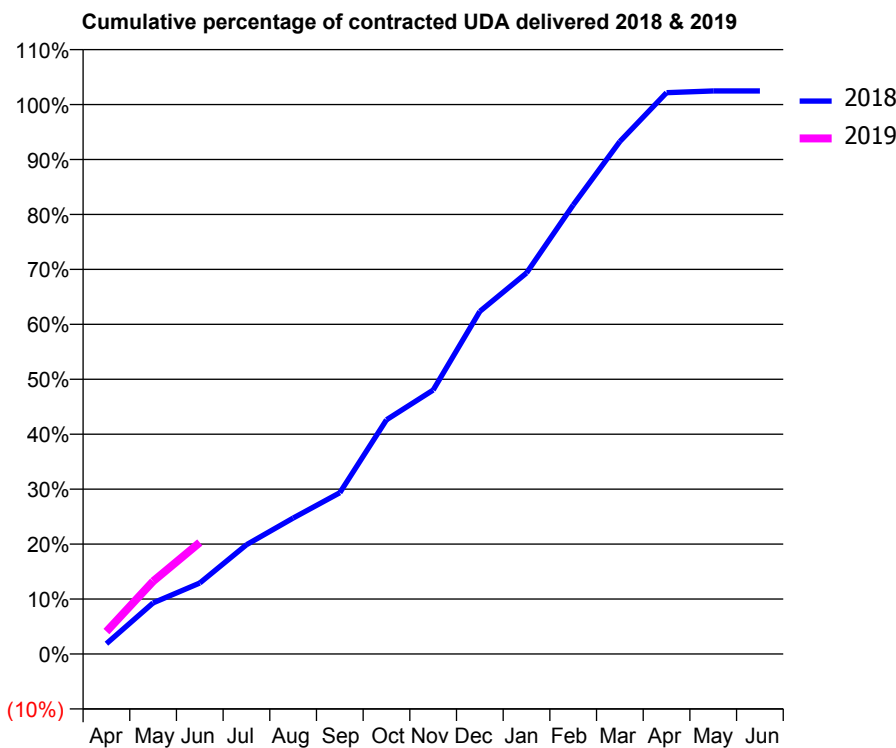
18/19 Contracted general activity (UDA)	5,201
Carry forward general activity (UDA)	0
18/19 Contracted orthodontic activity (UOA)	0
Carry forward orthodontic activity (UOA)	0
Baseline contract value	£158,980.89

ACCESS*

Patients seen in 24 months	Total	Change since previous quarter
Quarter ending June 2017	1,332	
Quarter ending September 2017	1,264	↓
Quarter ending December 2017	1,217	↓
Quarter ending March 2018	1,201	↓
Quarter ending June 2018	1,188	↓
Variance since June 2017	(10.8%)	↓



ACTIVITY



Month	Adjusted Scheduled Activity (UDA)	
	2018	2019
April	98	212
May	484	689
June	672	1,056
July	1,035	
August	1,287	
September	1,527	
October	2,217	
November	2,498	
December	3,243	
January	3,606	
February	4,250	
March	4,851	
April	5,312	
May	5,329	
June	5,329	

QUALITY

	Quantity	Base Number	Contract	AT	Region	England
% of FP17s for the same patient ID Re-attending within 3 months - Children	12	170	7.1%	9.9%	11.5%	11.5%
% of FP17s for the same patient ID Re-attending within 3 months - Adults	26	172	15.1%	15.7%	16.6%	15.4%
% of FP17s for the same patient ID Re-attending between 3 & 9 months - Children	50	170	29.4%	48.8%	48.8%	58.9%
% of FP17s for the same patient ID Re-attending between 3 & 9 months - Adults	56	172	32.6%	38.6%	39.3%	51.6%
% of FP17s for Band 1 Urgent Courses	41	261	15.7%	11.0%	10.6%	8.9%
% of FP17s Relating to Free Repair or Replacements	0	261	0.0%	0.5%	0.5%	0.8%
% of FP17s Relating to Continuations	0	261	0.0%	0.5%	0.7%	0.9%
% of Patients satisfied with the dentistry they have received	0	0	N/A	88.4%	90.4%	93.2%
% of Patients satisfied with the time they had to wait for an appointment	0	0	N/A	83.8%	85.3%	88.8%

* This is based on patients treated on this contract for their most recent course of treatment. Figures in italics indicate the base number of FP17s or Patient Questionnaire responses are less than 100. N/A is shown where the base number of responses is less than 10 during the period. % is calculated as Quantity/Base number*100

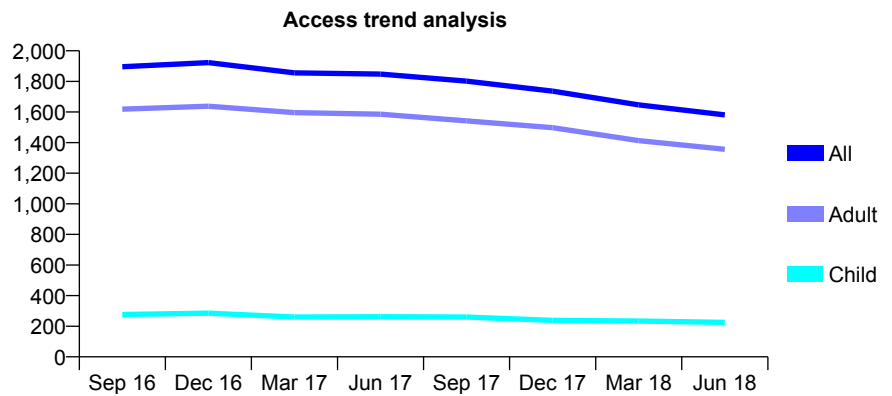
Q62 - Vital Signs At a Glance Contract Report for 343110/0001 - June 2018

Name or company name	MR S SENGUPTA
Contract type name	GDS Contract
Purpose of contract	General
Contract start date	01/04/2006
Contract end date	

18/19 Contracted general activity (UDA)	6,927
Carry forward general activity (UDA)	0
18/19 Contracted orthodontic activity (UOA)	0
Carry forward orthodontic activity (UOA)	0
Baseline contract value	£239,865.39

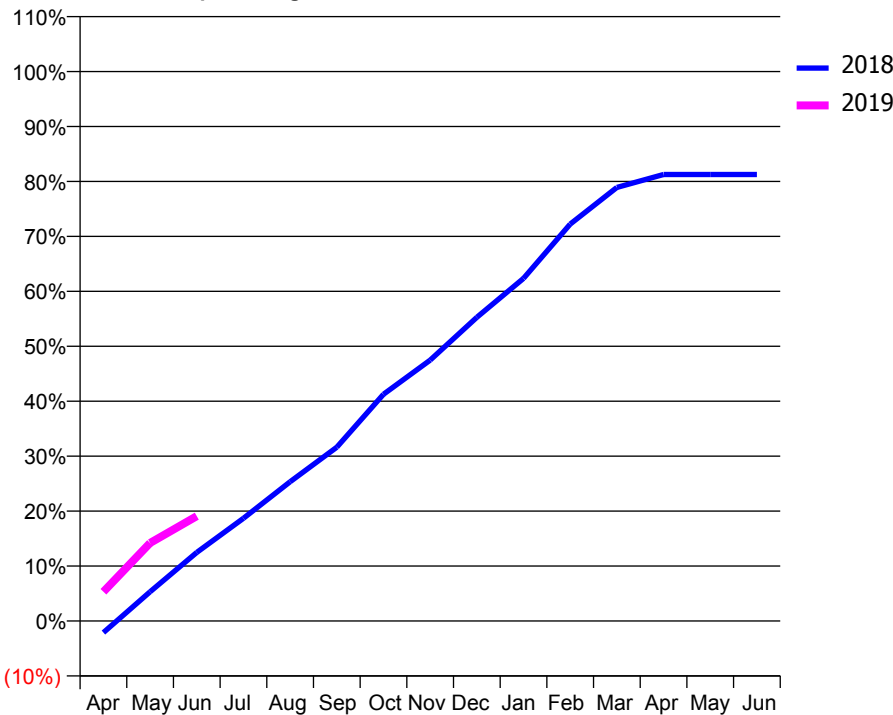
ACCESS*

Patients seen in 24 months	Total	Change since previous quarter
Quarter ending June 2017	1,848	
Quarter ending September 2017	1,802	↓
Quarter ending December 2017	1,736	↓
Quarter ending March 2018	1,647	↓
Quarter ending June 2018	1,581	↓
Variance since June 2017	(14.4%)	↓



ACTIVITY

Cumulative percentage of contracted UDA delivered 2018 & 2019



Month	Adjusted Scheduled Activity (UDA)	
	2018	2019
April	-147	370
May	370	985
June	864	1,323
July	1,295	
August	1,755	
September	2,191	
October	2,858	
November	3,288	
December	3,828	
January	4,319	
February	5,003	
March	5,466	
April	5,629	
May	5,629	
June	5,629	

QUALITY

	Quantity	Base Number	Contract	AT	Region	England
% of FP17s for the same patient ID Re-attending within 3 months - Children	0	54	0.0%	9.9%	11.5%	11.5%
% of FP17s for the same patient ID Re-attending within 3 months - Adults	33	289	11.4%	15.7%	16.6%	15.4%
% of FP17s for the same patient ID Re-attending between 3 & 9 months - Children	22	54	40.7%	48.8%	48.8%	58.9%
% of FP17s for the same patient ID Re-attending between 3 & 9 months - Adults	98	289	33.9%	38.6%	39.3%	51.6%
% of FP17s for Band 1 Urgent Courses	8	307	2.6%	11.0%	10.6%	8.9%
% of FP17s Relating to Free Repair or Replacements	4	307	1.3%	0.5%	0.5%	0.8%
% of FP17s Relating to Continuations	6	307	2.0%	0.5%	0.7%	0.9%
% of Patients satisfied with the dentistry they have received	2	2	N/A	88.4%	90.4%	93.2%
% of Patients satisfied with the time they had to wait for an appointment	1	2	N/A	83.8%	85.3%	88.8%

* This is based on patients treated on this contract for their most recent course of treatment. Figures in italics indicate the base number of FP17s or Patient Questionnaire responses are less than 100. N/A is shown where the base number of responses is less than 10 during the period. % is calculated as Quantity/Base number*100

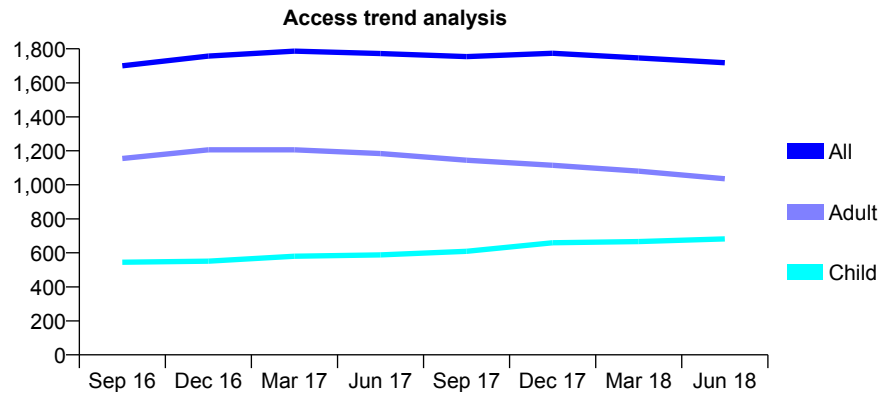
Q62 - Vital Signs At a Glance Contract Report for 343668/0001 - June 2018

Name or company name	MR PS PANESAR
Contract type name	GDS Contract
Purpose of contract	General
Contract start date	15/11/2007
Contract end date	

18/19 Contracted general activity (UDA)	5,175
Carry forward general activity (UDA)	0
18/19 Contracted orthodontic activity (UOA)	0
Carry forward orthodontic activity (UOA)	0
Baseline contract value	£145,263.22

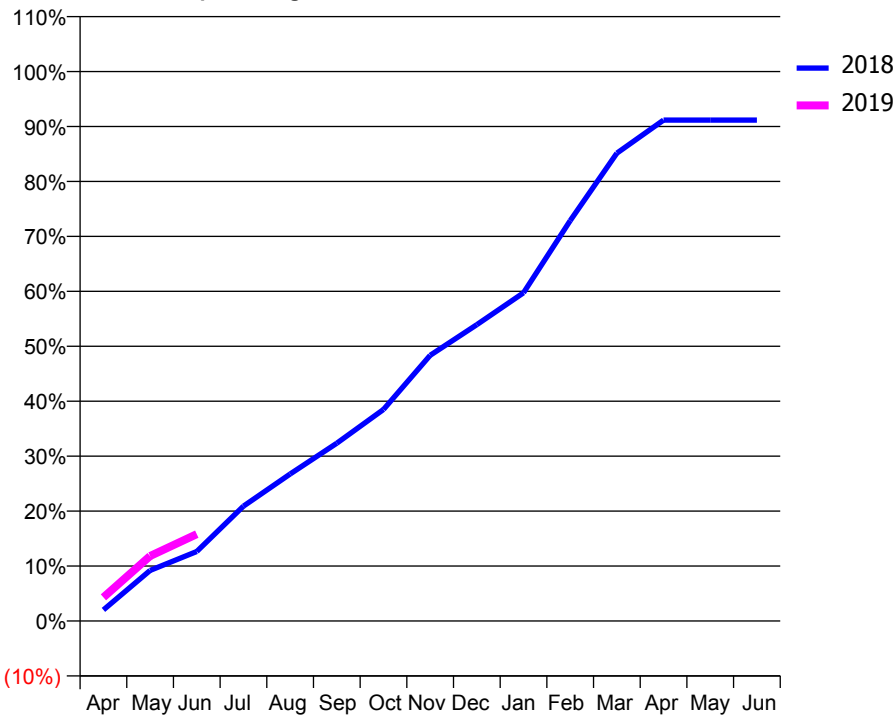
ACCESS*

Patients seen in 24 months	Total	Change since previous quarter
Quarter ending June 2017	1,772	
Quarter ending September 2017	1,754	↓
Quarter ending December 2017	1,774	→
Quarter ending March 2018	1,746	↓
Quarter ending June 2018	1,718	↓
Variance since June 2017	(3.0%)	↓



ACTIVITY

Cumulative percentage of contracted UDA delivered 2018 & 2019



Adjusted Scheduled Activity (UDA)		
Month	2018	2019
April	105	223
May	477	612
June	654	818
July	1,082	
August	1,384	
September	1,675	
October	1,993	
November	2,502	
December	2,791	
January	3,092	
February	3,770	
March	4,406	
April	4,718	
May	4,718	
June	4,718	

QUALITY

	Quantity	Base Number	Contract	AT	Region	England
% of FP17s for the same patient ID Re-attending within 3 months - Children	31	227	13.7%	9.9%	11.5%	11.5%
% of FP17s for the same patient ID Re-attending within 3 months - Adults	25	192	13.0%	15.7%	16.6%	15.4%
% of FP17s for the same patient ID Re-attending between 3 & 9 months - Children	123	227	54.2%	48.8%	48.8%	58.9%
% of FP17s for the same patient ID Re-attending between 3 & 9 months - Adults	46	192	24.0%	38.6%	39.3%	51.6%
% of FP17s for Band 1 Urgent Courses	34	363	9.4%	11.0%	10.6%	8.9%
% of FP17s Relating to Free Repair or Replacements	1	363	0.3%	0.5%	0.5%	0.8%
% of FP17s Relating to Continuations	2	363	0.6%	0.5%	0.7%	0.9%
% of Patients satisfied with the dentistry they have received	1	1	N/A	88.4%	90.4%	93.2%
% of Patients satisfied with the time they had to wait for an appointment	1	1	N/A	83.8%	85.3%	88.8%

* This is based on patients treated on this contract for their most recent course of treatment. Figures in italics indicate the base number of FP17s or Patient Questionnaire responses are less than 100. N/A is shown where the base number of responses is less than 10 during the period. % is calculated as Quantity/Base number*100

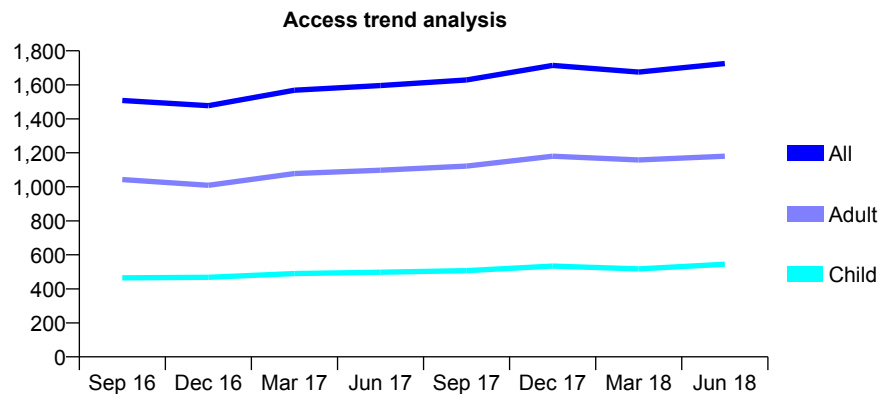
Q62 - Vital Signs At a Glance Contract Report for 345075/0001 - June 2018

Name or company name	MR S AKRAM
Contract type name	GDS Contract
Purpose of contract	General
Contract start date	25/11/2009
Contract end date	

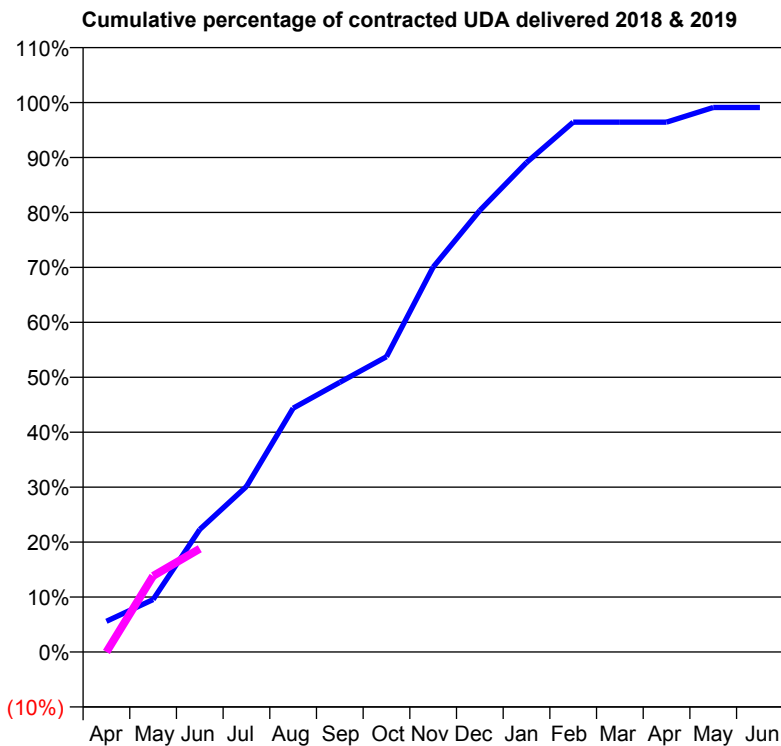
18/19 Contracted general activity (UDA)	5,048
Carry forward general activity (UDA)	0
18/19 Contracted orthodontic activity (UOA)	0
Carry forward orthodontic activity (UOA)	0
Baseline contract value	£148,218.09

ACCESS*

Patients seen in 24 months	Total	Change since previous quarter
Quarter ending June 2017	1,596	
Quarter ending September 2017	1,629	↑
Quarter ending December 2017	1,714	↑
Quarter ending March 2018	1,675	↓
Quarter ending June 2018	1,725	↑
Variance since June 2017	8.1%	↑



ACTIVITY



Month	Adjusted Scheduled Activity (UDA)	
	2018	2019
April	282	0
May	482	699
June	1,126	949
July	1,521	
August	2,240	
September	2,477	
October	2,713	
November	3,536	
December	4,057	
January	4,497	
February	4,867	
March	4,867	
April	4,867	
May	5,002	
June	5,002	

QUALITY

	Quantity	Base Number	Contract	AT	Region	England
% of FP17s for the same patient ID Re-attending within 3 months - Children	25	270	9.3%	9.9%	11.5%	11.5%
% of FP17s for the same patient ID Re-attending within 3 months - Adults	41	314	13.1%	15.7%	16.6%	15.4%
% of FP17s for the same patient ID Re-attending between 3 & 9 months - Children	154	270	57.0%	48.8%	48.8%	58.9%
% of FP17s for the same patient ID Re-attending between 3 & 9 months - Adults	115	314	36.6%	38.6%	39.3%	51.6%
% of FP17s for Band 1 Urgent Courses	69	400	17.3%	11.0%	10.6%	8.9%
% of FP17s Relating to Free Repair or Replacements	0	400	0.0%	0.5%	0.5%	0.8%
% of FP17s Relating to Continuations	1	400	0.3%	0.5%	0.7%	0.9%
% of Patients satisfied with the dentistry they have received	0	0	N/A	88.4%	90.4%	93.2%
% of Patients satisfied with the time they had to wait for an appointment	0	0	N/A	83.8%	85.3%	88.8%

* This is based on patients treated on this contract for their most recent course of treatment. Figures in italics indicate the base number of FP17s or Patient Questionnaire responses are less than 100. N/A is shown where the base number of responses is less than 10 during the period. % is calculated as Quantity/Base number*100

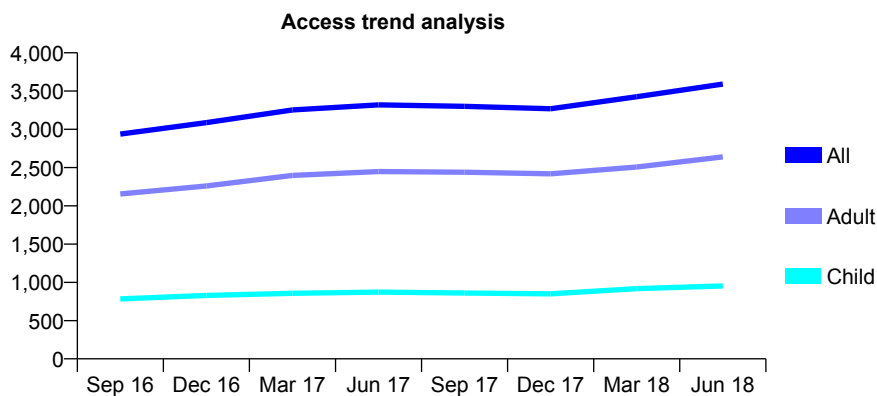
Q62 - Vital Signs At a Glance Contract Report for 352748/0001 - June 2018

Name or company name	MR DV CHAN
Contract type name	GDS Contract
Purpose of contract	General
Contract start date	01/04/2006
Contract end date	

18/19 Contracted general activity (UDA)	9,078
Carry forward general activity (UDA)	0
18/19 Contracted orthodontic activity (UOA)	0
Carry forward orthodontic activity (UOA)	0
Baseline contract value	£280,018.07

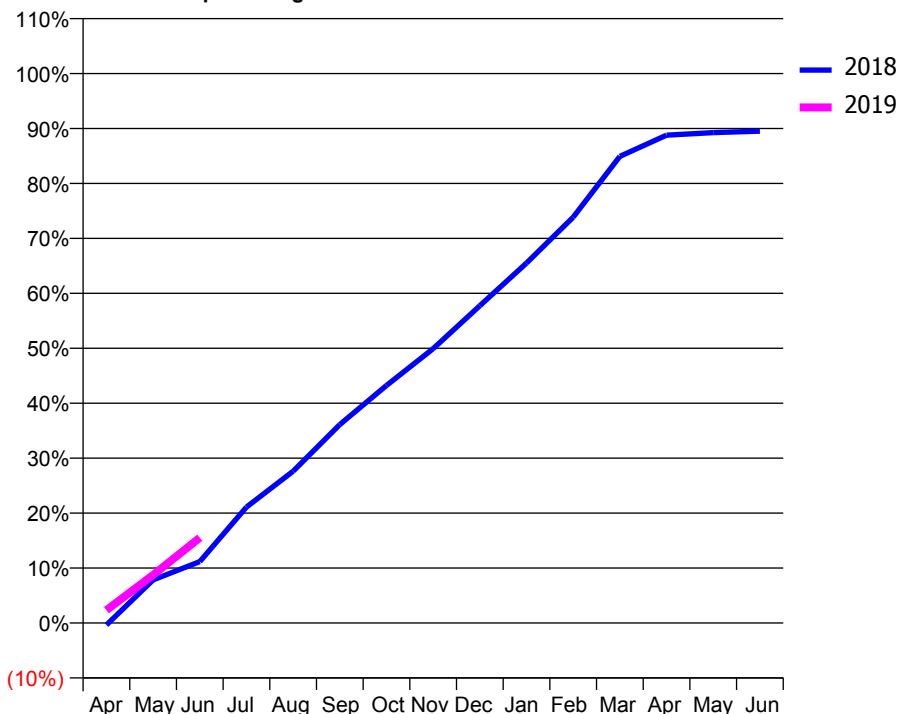
ACCESS*

Patients seen in 24 months	Total	Change since previous quarter
Quarter ending June 2017	3,320	
Quarter ending September 2017	3,300	→
Quarter ending December 2017	3,269	→
Quarter ending March 2018	3,425	↑
Quarter ending June 2018	3,592	↑
Variance since June 2017	8.2%	↑



ACTIVITY

Cumulative percentage of contracted UDA delivered 2018 & 2019



Month	Adjusted Scheduled Activity (UDA)	
	2018	2019
April	-35	214
May	713	794
June	1,014	1,408
July	1,916	
August	2,508	
September	3,278	
October	3,924	
November	4,532	
December	5,243	
January	5,946	
February	6,704	
March	7,709	
April	8,060	
May	8,101	
June	8,126	

QUALITY

	Quantity	Base Number	Contract	AT	Region	England
% of FP17s for the same patient ID Re-attending within 3 months - Children	23	313	7.3%	9.9%	11.5%	11.5%
% of FP17s for the same patient ID Re-attending within 3 months - Adults	95	882	10.8%	15.7%	16.6%	15.4%
% of FP17s for the same patient ID Re-attending between 3 & 9 months - Children	175	313	55.9%	48.8%	48.8%	58.9%
% of FP17s for the same patient ID Re-attending between 3 & 9 months - Adults	450	882	51.0%	38.6%	39.3%	51.6%
% of FP17s for Band 1 Urgent Courses	89	768	11.6%	11.0%	10.6%	8.9%
% of FP17s Relating to Free Repair or Replacements	6	768	0.8%	0.5%	0.5%	0.8%
% of FP17s Relating to Continuations	0	768	0.0%	0.5%	0.7%	0.9%
% of Patients satisfied with the dentistry they have received	3	3	N/A	88.4%	90.4%	93.2%
% of Patients satisfied with the time they had to wait for an appointment	3	3	N/A	83.8%	85.3%	88.8%

* This is based on patients treated on this contract for their most recent course of treatment. Figures in italics indicate the base number of FP17s or Patient Questionnaire responses are less than 100. N/A is shown where the base number of responses is less than 10 during the period. % is calculated as Quantity/Base number*100

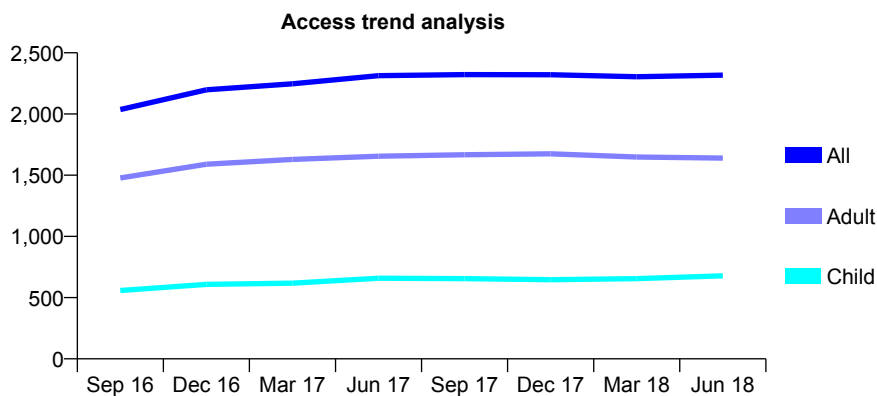
Q62 - Vital Signs At a Glance Contract Report for 353213/0003 - June 2018

Name or company name	Chiswick Dental Care Ltd
Contract type name	GDS Contract
Purpose of contract	General
Contract start date	01/04/2015
Contract end date	

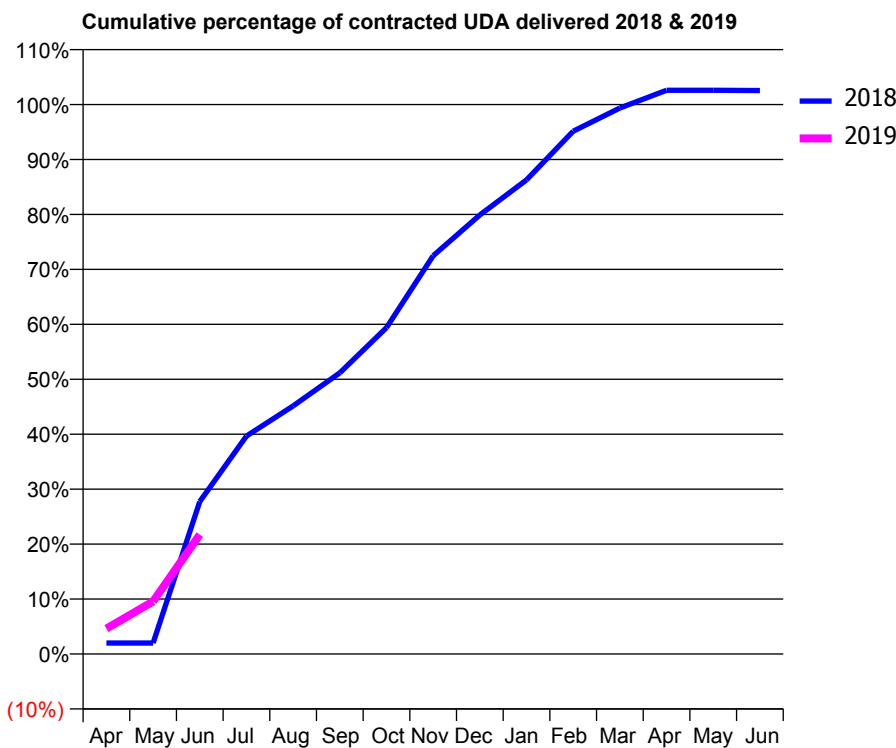
18/19 Contracted general activity (UDA)	5,500
Carry forward general activity (UDA)	0
18/19 Contracted orthodontic activity (UOA)	0
Carry forward orthodontic activity (UOA)	0
Baseline contract value	£136,037.84

ACCESS*

Patients seen in 24 months	Total	Change since previous quarter
Quarter ending June 2017	2,313	
Quarter ending September 2017	2,322	→
Quarter ending December 2017	2,321	→
Quarter ending March 2018	2,304	→
Quarter ending June 2018	2,318	→
Variance since June 2017	0.2%	→



ACTIVITY



Month	Adjusted Scheduled Activity (UDA)	
	2018	2019
April	110	255
May	110	527
June	1,526	1,195
July	2,182	
August	2,483	
September	2,814	
October	3,266	
November	3,987	
December	4,394	
January	4,745	
February	5,233	
March	5,465	
April	5,642	
May	5,642	
June	5,640	

QUALITY

	Quantity	Base Number	Contract	AT	Region	England
% of FP17s for the same patient ID Re-attending within 3 months - Children	6	213	2.8%	9.9%	11.5%	11.5%
% of FP17s for the same patient ID Re-attending within 3 months - Adults	48	428	11.2%	15.7%	16.6%	15.4%
% of FP17s for the same patient ID Re-attending between 3 & 9 months - Children	90	213	42.3%	48.8%	48.8%	58.9%
% of FP17s for the same patient ID Re-attending between 3 & 9 months - Adults	183	428	42.8%	38.6%	39.3%	51.6%
% of FP17s for Band 1 Urgent Courses	42	567	7.4%	11.0%	10.6%	8.9%
% of FP17s Relating to Free Repair or Replacements	3	567	0.5%	0.5%	0.5%	0.8%
% of FP17s Relating to Continuations	1	567	0.2%	0.5%	0.7%	0.9%
% of Patients satisfied with the dentistry they have received	0	0	N/A	88.4%	90.4%	93.2%
% of Patients satisfied with the time they had to wait for an appointment	0	0	N/A	83.8%	85.3%	88.8%

* This is based on patients treated on this contract for their most recent course of treatment. Figures in italics indicate the base number of FP17s or Patient Questionnaire responses are less than 100. N/A is shown where the base number of responses is less than 10 during the period. % is calculated as Quantity/Base number*100

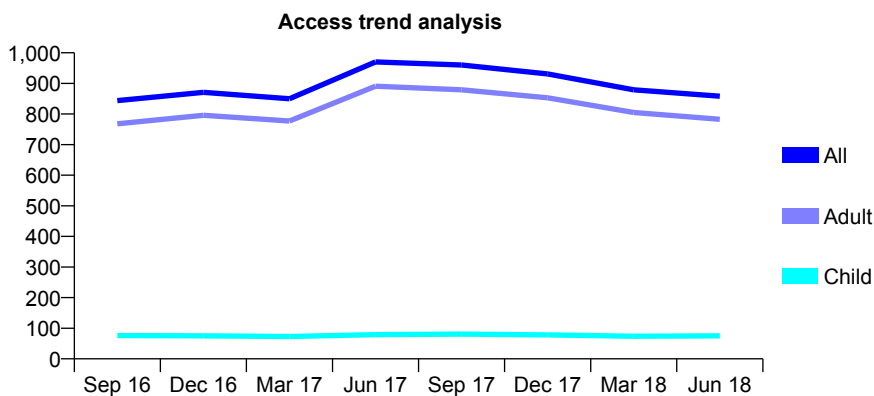
Q62 - Vital Signs At a Glance Contract Report for 355569/0002 - June 2018

Name or company name	MISS S LALANI
Contract type name	GDS Contract
Purpose of contract	General
Contract start date	09/05/2006
Contract end date	

18/19 Contracted general activity (UDA)	4,500
Carry forward general activity (UDA)	0
18/19 Contracted orthodontic activity (UOA)	0
Carry forward orthodontic activity (UOA)	0
Baseline contract value	£138,468.05

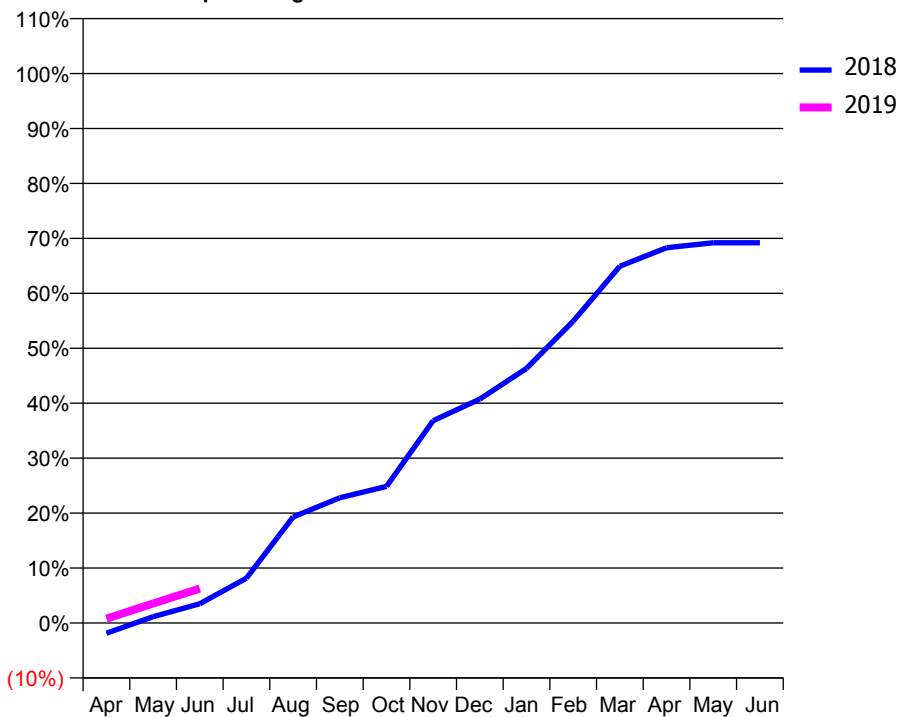
ACCESS*

Patients seen in 24 months	Total	Change since previous quarter
Quarter ending June 2017	970	
Quarter ending September 2017	960	↓
Quarter ending December 2017	931	↓
Quarter ending March 2018	879	↓
Quarter ending June 2018	858	↓
Variance since June 2017	(11.5%)	↓



ACTIVITY

Cumulative percentage of contracted UDA delivered 2018 & 2019



Adjusted Scheduled Activity (UDA)

Month	2018	2019
April	-85	35
May	51	160
June	157	282
July	368	
August	869	
September	1,026	
October	1,119	
November	1,657	
December	1,834	
January	2,085	
February	2,472	
March	2,921	
April	3,074	
May	3,114	
June	3,114	

QUALITY

	Quantity	Base Number	Contract	AT	Region	England
% of FP17s for the same patient ID Re-attending within 3 months - Children	0	14	0.0%	9.9%	11.5%	11.5%
% of FP17s for the same patient ID Re-attending within 3 months - Adults	24	125	19.2%	15.7%	16.6%	15.4%
% of FP17s for the same patient ID Re-attending between 3 & 9 months - Children	3	14	21.4%	48.8%	48.8%	58.9%
% of FP17s for the same patient ID Re-attending between 3 & 9 months - Adults	51	125	40.8%	38.6%	39.3%	51.6%
% of FP17s for Band 1 Urgent Courses	22	100	22.0%	11.0%	10.6%	8.9%
% of FP17s Relating to Free Repair or Replacements	0	100	0.0%	0.5%	0.5%	0.8%
% of FP17s Relating to Continuations	0	100	0.0%	0.5%	0.7%	0.9%
% of Patients satisfied with the dentistry they have received	0	0	N/A	88.4%	90.4%	93.2%
% of Patients satisfied with the time they had to wait for an appointment	0	0	N/A	83.8%	85.3%	88.8%

* This is based on patients treated on this contract for their most recent course of treatment. Figures in italics indicate the base number of FP17s or Patient Questionnaire responses are less than 100. N/A is shown where the base number of responses is less than 10 during the period. % is calculated as Quantity/Base number*100

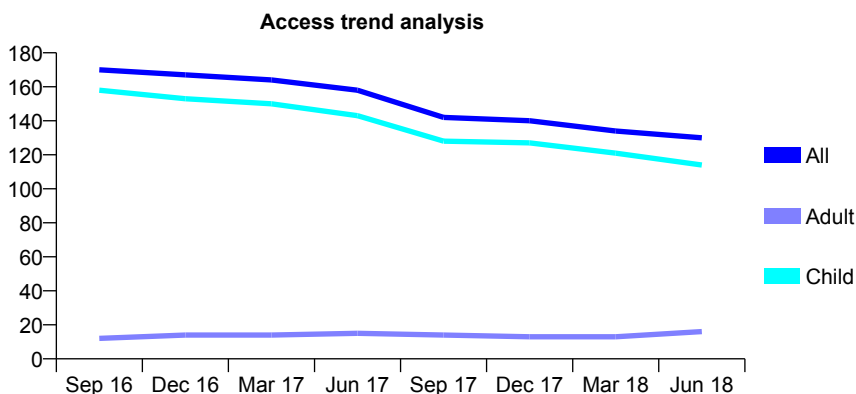
Q62 - Vital Signs At a Glance Contract Report for 355968/0001 - June 2018

Name or company name	MR JP RUPARELIA
Contract type name	GDS Contract
Purpose of contract	General
Contract start date	01/05/2007
Contract end date	

18/19 Contracted general activity (UDA)	245
Carry forward general activity (UDA)	0
18/19 Contracted orthodontic activity (UOA)	0
Carry forward orthodontic activity (UOA)	0
Baseline contract value	£5,790.69

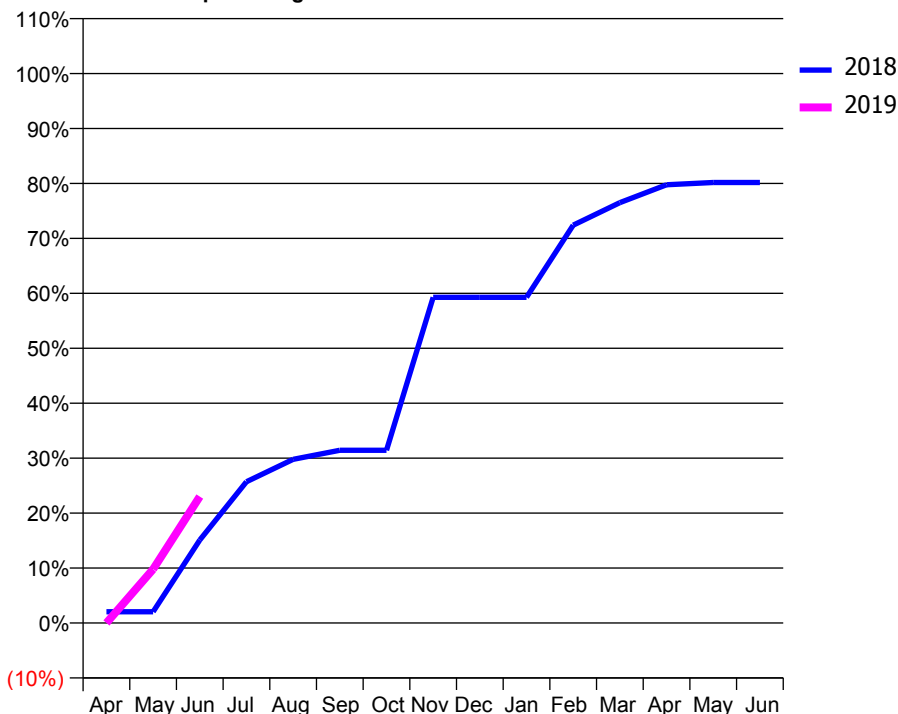
ACCESS*

Patients seen in 24 months	Total	Change since previous quarter
Quarter ending June 2017	158	
Quarter ending September 2017	142	↓
Quarter ending December 2017	140	↓
Quarter ending March 2018	134	↓
Quarter ending June 2018	130	↓
Variance since June 2017	(17.7%)	↓



ACTIVITY

Cumulative percentage of contracted UDA delivered 2018 & 2019



Adjusted Scheduled Activity (UDA)

Month	2018	2019
April	5	0
May	5	24
June	37	56
July	63	
August	73	
September	77	
October	77	
November	145	
December	145	
January	145	
February	177	
March	187	
April	195	
May	196	
June	196	

QUALITY

	Quantity	Base Number	Contract	AT	Region	England
% of FP17s for the same patient ID Re-attending within 3 months - Children	2	41	4.9%	9.9%	11.5%	11.5%
% of FP17s for the same patient ID Re-attending within 3 months - Adults	0	2	0.0%	15.7%	16.6%	15.4%
% of FP17s for the same patient ID Re-attending between 3 & 9 months - Children	21	41	51.2%	48.8%	48.8%	58.9%
% of FP17s for the same patient ID Re-attending between 3 & 9 months - Adults	2	2	100.0%	38.6%	39.3%	51.6%
% of FP17s for Band 1 Urgent Courses	2	38	5.3%	11.0%	10.6%	8.9%
% of FP17s Relating to Free Repair or Replacements	0	38	0.0%	0.5%	0.5%	0.8%
% of FP17s Relating to Continuations	0	38	0.0%	0.5%	0.7%	0.9%
% of Patients satisfied with the dentistry they have received	0	0	N/A	88.4%	90.4%	93.2%
% of Patients satisfied with the time they had to wait for an appointment	0	0	N/A	83.8%	85.3%	88.8%

* This is based on patients treated on this contract for their most recent course of treatment. Figures in italics indicate the base number of FP17s or Patient Questionnaire responses are less than 100. N/A is shown where the base number of responses is less than 10 during the period. % is calculated as Quantity/Base number*100

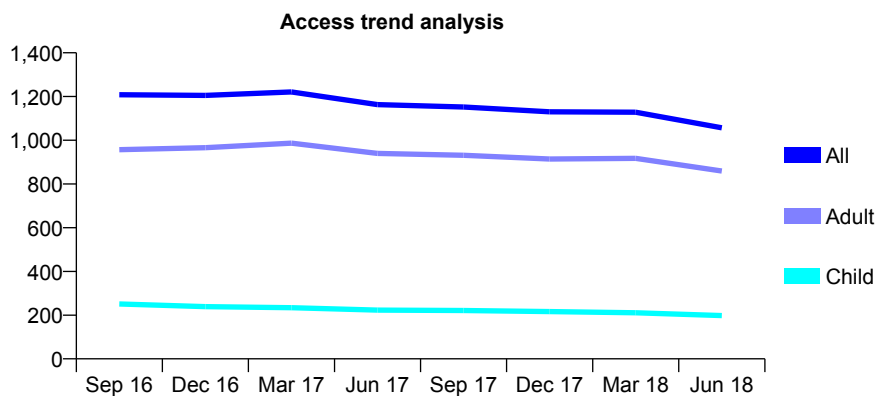
Q62 - Vital Signs At a Glance Contract Report for 358037/0001 - June 2018

Name or company name	MR MR NAJAFI
Contract type name	GDS Contract
Purpose of contract	General
Contract start date	01/04/2006
Contract end date	

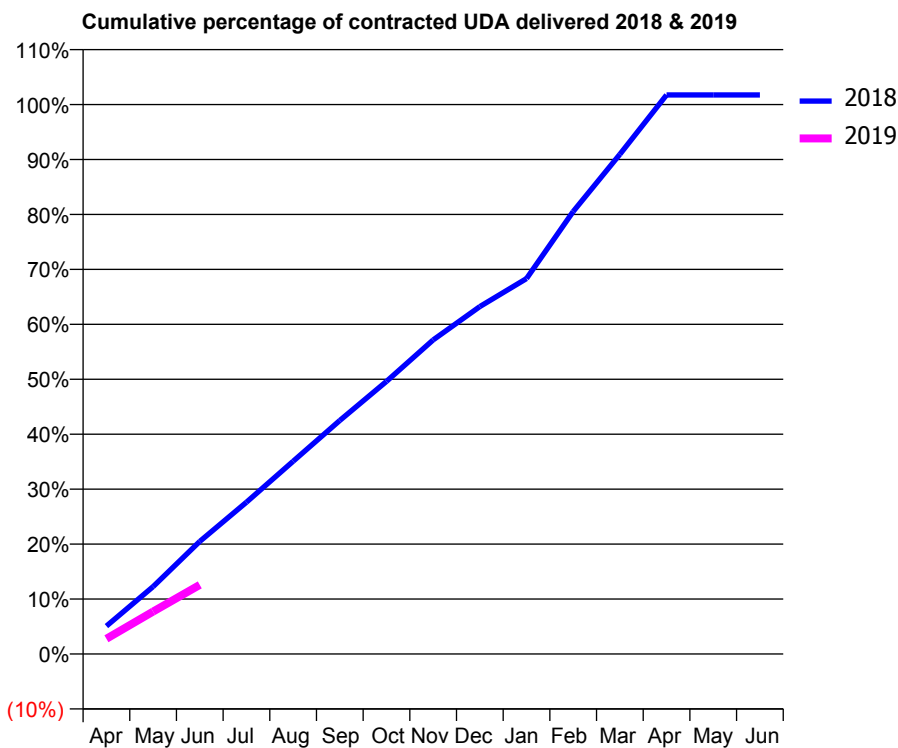
18/19 Contracted general activity (UDA)	4,196
Carry forward general activity (UDA)	0
18/19 Contracted orthodontic activity (UOA)	0
Carry forward orthodontic activity (UOA)	0
Baseline contract value	£110,110.05

ACCESS*

Patients seen in 24 months	Total	Change since previous quarter
Quarter ending June 2017	1,163	
Quarter ending September 2017	1,152	→
Quarter ending December 2017	1,130	↓
Quarter ending March 2018	1,128	→
Quarter ending June 2018	1,057	↓
Variance since June 2017	(9.1%)	↓



ACTIVITY



Month	Adjusted Scheduled Activity (UDA)	
	2018	2019
April	214	117
May	514	324
June	860	528
July	1,160	
August	1,472	
September	1,784	
October	2,082	
November	2,399	
December	2,653	
January	2,867	
February	3,379	
March	3,816	
April	4,269	
May	4,269	
June	4,269	

QUALITY

	Quantity	Base Number	Contract	AT	Region	England
% of FP17s for the same patient ID Re-attending within 3 months - Children	4	50	8.0%	9.9%	11.5%	11.5%
% of FP17s for the same patient ID Re-attending within 3 months - Adults	29	189	15.3%	15.7%	16.6%	15.4%
% of FP17s for the same patient ID Re-attending between 3 & 9 months - Children	32	50	64.0%	48.8%	48.8%	58.9%
% of FP17s for the same patient ID Re-attending between 3 & 9 months - Adults	54	189	28.6%	38.6%	39.3%	51.6%
% of FP17s for Band 1 Urgent Courses	26	151	17.2%	11.0%	10.6%	8.9%
% of FP17s Relating to Free Repair or Replacements	0	151	0.0%	0.5%	0.5%	0.8%
% of FP17s Relating to Continuations	1	151	0.7%	0.5%	0.7%	0.9%
% of Patients satisfied with the dentistry they have received	1	1	N/A	88.4%	90.4%	93.2%
% of Patients satisfied with the time they had to wait for an appointment	1	1	N/A	83.8%	85.3%	88.8%

* This is based on patients treated on this contract for their most recent course of treatment. Figures in italics indicate the base number of FP17s or Patient Questionnaire responses are less than 100. N/A is shown where the base number of responses is less than 10 during the period. % is calculated as Quantity/Base number*100

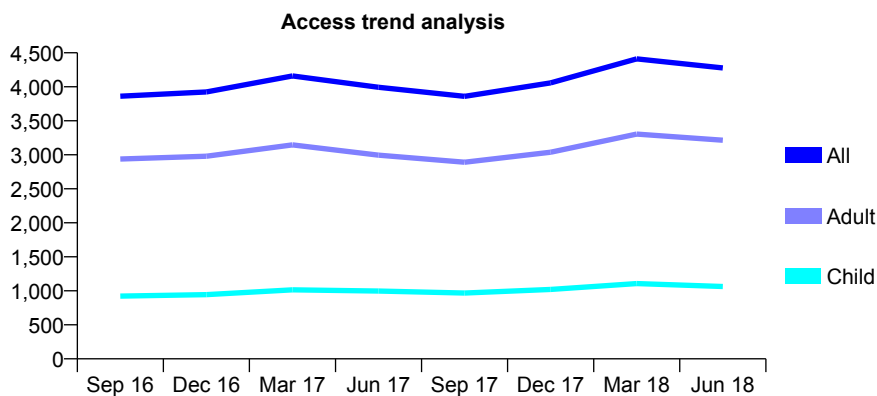
Q62 - Vital Signs At a Glance Contract Report for 359270/0001 - June 2018

Name or company name	MR AF RAI
Contract type name	GDS Contract
Purpose of contract	General
Contract start date	01/02/2009
Contract end date	

18/19 Contracted general activity (UDA)	9,679
Carry forward general activity (UDA)	0
18/19 Contracted orthodontic activity (UOA)	0
Carry forward orthodontic activity (UOA)	0
Baseline contract value	£205,818.67

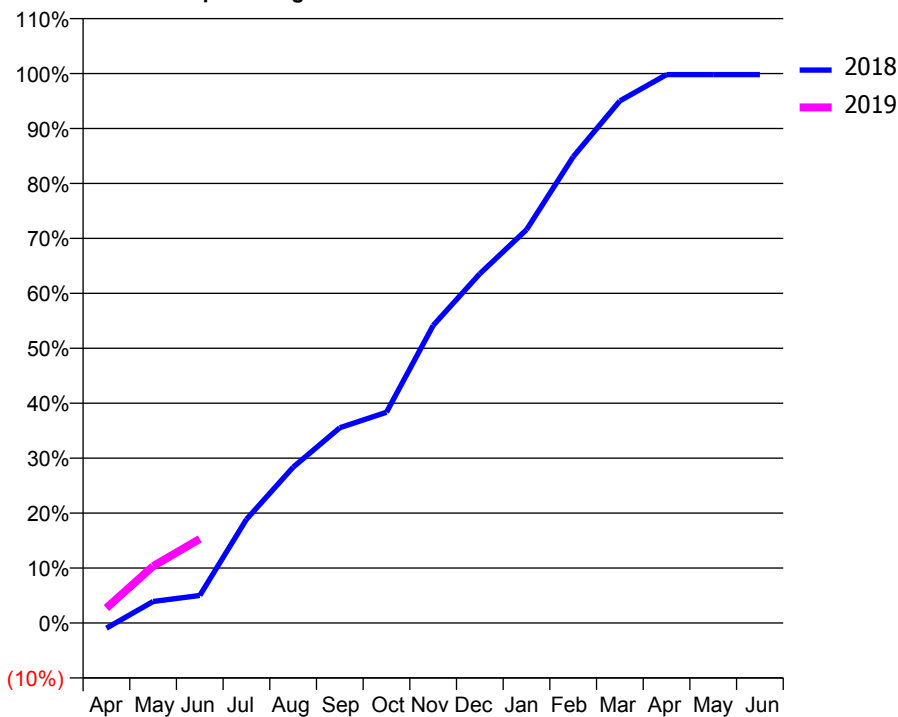
ACCESS*

Patients seen in 24 months	Total	Change since previous quarter
Quarter ending June 2017	3,993	
Quarter ending September 2017	3,859	↓
Quarter ending December 2017	4,058	↑
Quarter ending March 2018	4,411	↑
Quarter ending June 2018	4,278	↓
Variance since June 2017	7.1%	↑



ACTIVITY

Cumulative percentage of contracted UDA delivered 2018 & 2019



Adjusted Scheduled Activity (UDA)

Month	2018	2019
April	-93	264
May	378	1,001
June	484	1,482
July	1,826	
August	2,746	
September	3,439	
October	3,711	
November	5,240	
December	6,153	
January	6,928	
February	8,213	
March	9,196	
April	9,661	
May	9,661	
June	9,661	

QUALITY

	Quantity	Base Number	Contract	AT	Region	England
% of FP17s for the same patient ID Re-attending within 3 months - Children	12	281	4.3%	9.9%	11.5%	11.5%
% of FP17s for the same patient ID Re-attending within 3 months - Adults	85	799	10.6%	15.7%	16.6%	15.4%
% of FP17s for the same patient ID Re-attending between 3 & 9 months - Children	193	281	68.7%	48.8%	48.8%	58.9%
% of FP17s for the same patient ID Re-attending between 3 & 9 months - Adults	421	799	52.7%	38.6%	39.3%	51.6%
% of FP17s for Band 1 Urgent Courses	75	857	8.8%	11.0%	10.6%	8.9%
% of FP17s Relating to Free Repair or Replacements	12	857	1.4%	0.5%	0.5%	0.8%
% of FP17s Relating to Continuations	3	857	0.4%	0.5%	0.7%	0.9%
% of Patients satisfied with the dentistry they have received	2	2	N/A	88.4%	90.4%	93.2%
% of Patients satisfied with the time they had to wait for an appointment	2	2	N/A	83.8%	85.3%	88.8%

* This is based on patients treated on this contract for their most recent course of treatment. Figures in italics indicate the base number of FP17s or Patient Questionnaire responses are less than 100. N/A is shown where the base number of responses is less than 10 during the period. % is calculated as Quantity/Base number*100

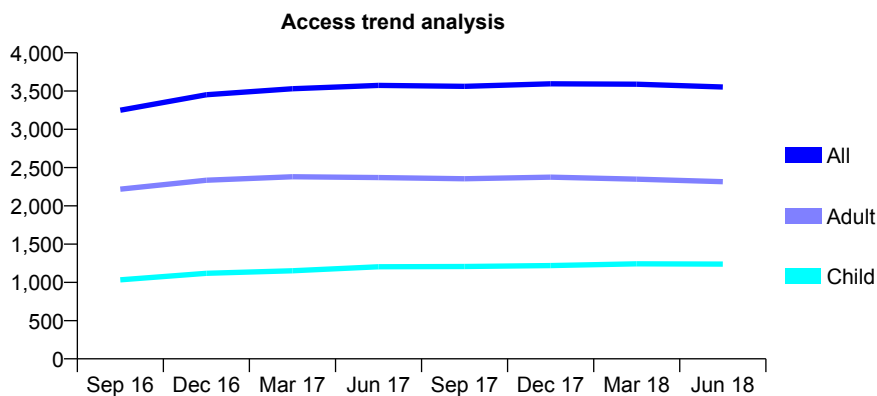
Q62 - Vital Signs At a Glance Contract Report for 359270/0007 - June 2018

Name or company name	Canberra Dental
Contract type name	GDS Contract
Purpose of contract	General
Contract start date	23/12/2009
Contract end date	

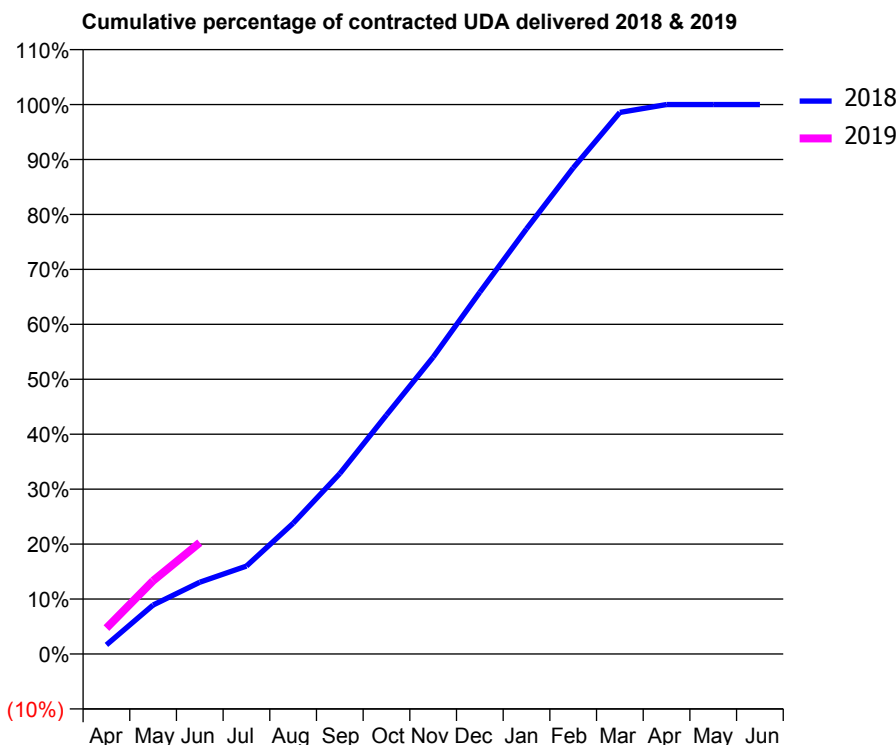
18/19 Contracted general activity (UDA)	13,096
Carry forward general activity (UDA)	0
18/19 Contracted orthodontic activity (UOA)	0
Carry forward orthodontic activity (UOA)	0
Baseline contract value	£384,598.61

ACCESS*

Patients seen in 24 months	Total	Change since previous quarter
Quarter ending June 2017	3,573	
Quarter ending September 2017	3,561	→
Quarter ending December 2017	3,594	→
Quarter ending March 2018	3,589	→
Quarter ending June 2018	3,553	↓
Variance since June 2017	(0.6%)	→



ACTIVITY



Month	Adjusted Scheduled Activity (UDA)	
	2018	2019
April	217	619
May	1,168	1,746
June	1,713	2,656
July	2,096	
August	3,117	
September	4,300	
October	5,696	
November	7,075	
December	8,624	
January	10,132	
February	11,586	
March	12,909	
April	13,096	
May	13,093	
June	13,093	

QUALITY

	Quantity	Base Number	Contract	AT	Region	England
% of FP17s for the same patient ID Re-attending within 3 months - Children	20	302	6.6%	9.9%	11.5%	11.5%
% of FP17s for the same patient ID Re-attending within 3 months - Adults	55	464	11.9%	15.7%	16.6%	15.4%
% of FP17s for the same patient ID Re-attending between 3 & 9 months - Children	154	302	51.0%	48.8%	48.8%	58.9%
% of FP17s for the same patient ID Re-attending between 3 & 9 months - Adults	195	464	42.0%	38.6%	39.3%	51.6%
% of FP17s for Band 1 Urgent Courses	94	706	13.3%	11.0%	10.6%	8.9%
% of FP17s Relating to Free Repair or Replacements	10	706	1.4%	0.5%	0.5%	0.8%
% of FP17s Relating to Continuations	0	706	0.0%	0.5%	0.7%	0.9%
% of Patients satisfied with the dentistry they have received	3	3	N/A	88.4%	90.4%	93.2%
% of Patients satisfied with the time they had to wait for an appointment	2	3	N/A	83.8%	85.3%	88.8%

* This is based on patients treated on this contract for their most recent course of treatment. Figures in italics indicate the base number of FP17s or Patient Questionnaire responses are less than 100. N/A is shown where the base number of responses is less than 10 during the period. % is calculated as Quantity/Base number*100

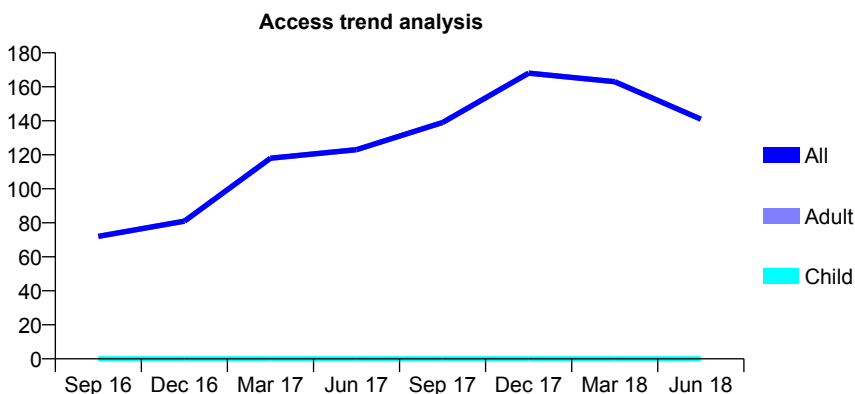
Q62 - Vital Signs At a Glance Contract Report for 359270/0023 - June 2018

Name or company name	MR AF RAI
Contract type name	PDS Contract
Purpose of contract	General
Contract start date	01/12/2015
Contract end date	31/03/2019

18/19 Contracted general activity (UDA)	733
Carry forward general activity (UDA)	0
18/19 Contracted orthodontic activity (UOA)	0
Carry forward orthodontic activity (UOA)	0
Baseline contract value	£19,571.60

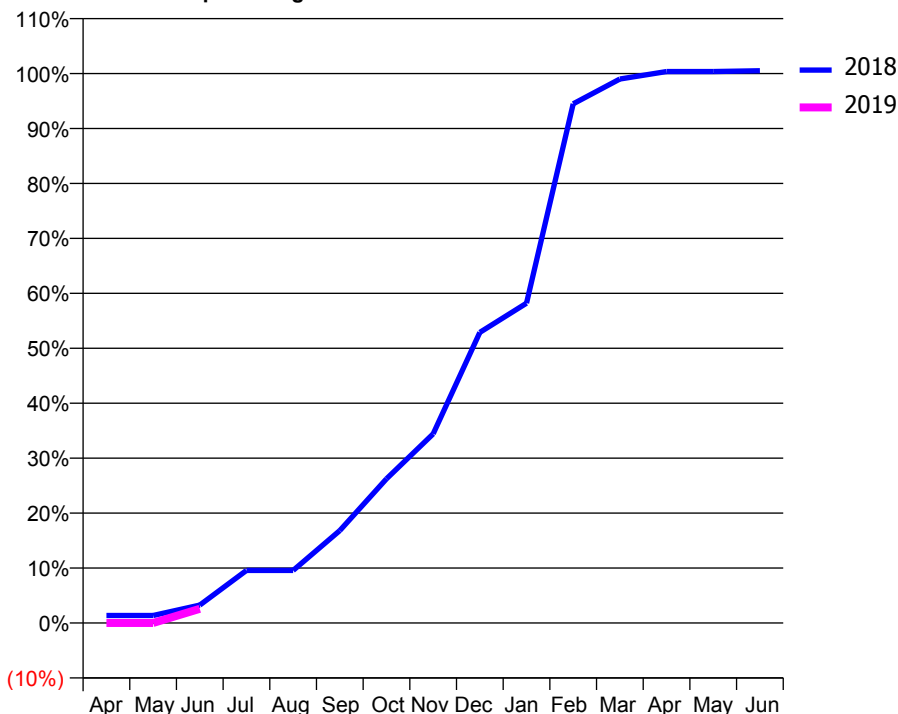
ACCESS*

Patients seen in 24 months	Total	Change since previous quarter
Quarter ending June 2017	123	
Quarter ending September 2017	139	↑
Quarter ending December 2017	168	↑
Quarter ending March 2018	163	↓
Quarter ending June 2018	141	↓
Variance since June 2017	14.6%	↑



ACTIVITY

Cumulative percentage of contracted UDA delivered 2018 & 2019



Adjusted Scheduled Activity (UDA)

Month	2018	2019
April	10	0
May	10	0
June	24	19
July	70	
August	70	
September	123	
October	192	
November	252	
December	388	
January	427	
February	693	
March	726	
April	736	
May	736	
June	737	

QUALITY

	Quantity	Base Number	Contract	AT	Region	England
% of FP17s for the same patient ID Re-attending within 3 months - Children	0	0	N/A	9.9%	11.5%	11.5%
% of FP17s for the same patient ID Re-attending within 3 months - Adults	0	9	0.0%	15.7%	16.6%	15.4%
% of FP17s for the same patient ID Re-attending between 3 & 9 months - Children	0	0	N/A	48.8%	48.8%	58.9%
% of FP17s for the same patient ID Re-attending between 3 & 9 months - Adults	0	9	0.0%	38.6%	39.3%	51.6%
% of FP17s for Band 1 Urgent Courses	0	4	0.0%	11.0%	10.6%	8.9%
% of FP17s Relating to Free Repair or Replacements	0	4	0.0%	0.5%	0.5%	0.8%
% of FP17s Relating to Continuations	0	4	0.0%	0.5%	0.7%	0.9%
% of Patients satisfied with the dentistry they have received	0	0	N/A	88.4%	90.4%	93.2%
% of Patients satisfied with the time they had to wait for an appointment	0	0	N/A	83.8%	85.3%	88.8%

* This is based on patients treated on this contract for their most recent course of treatment. Figures in italics indicate the base number of FP17s or Patient Questionnaire responses are less than 100. N/A is shown where the base number of responses is less than 10 during the period. % is calculated as Quantity/Base number*100

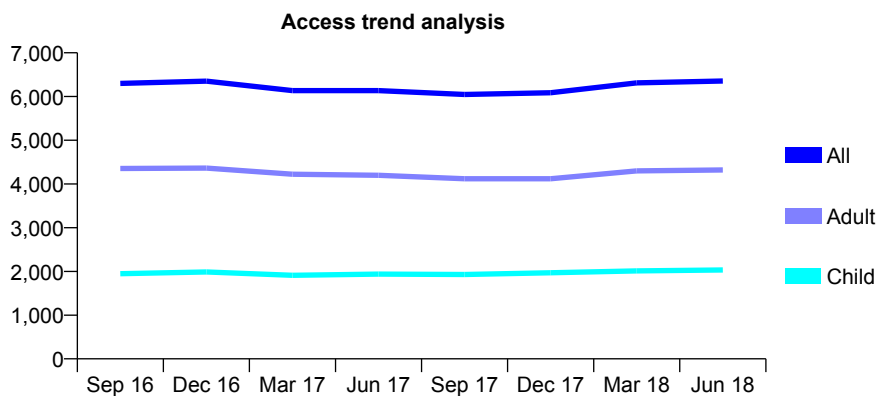
Q62 - Vital Signs At a Glance Contract Report for 359556/0001 - June 2018

Name or company name	MISS AR PATEL
Contract type name	GDS Contract
Purpose of contract	General
Contract start date	01/12/2006
Contract end date	

18/19 Contracted general activity (UDA)	16,625
Carry forward general activity (UDA)	0
18/19 Contracted orthodontic activity (UOA)	0
Carry forward orthodontic activity (UOA)	0
Baseline contract value	£509,906.73

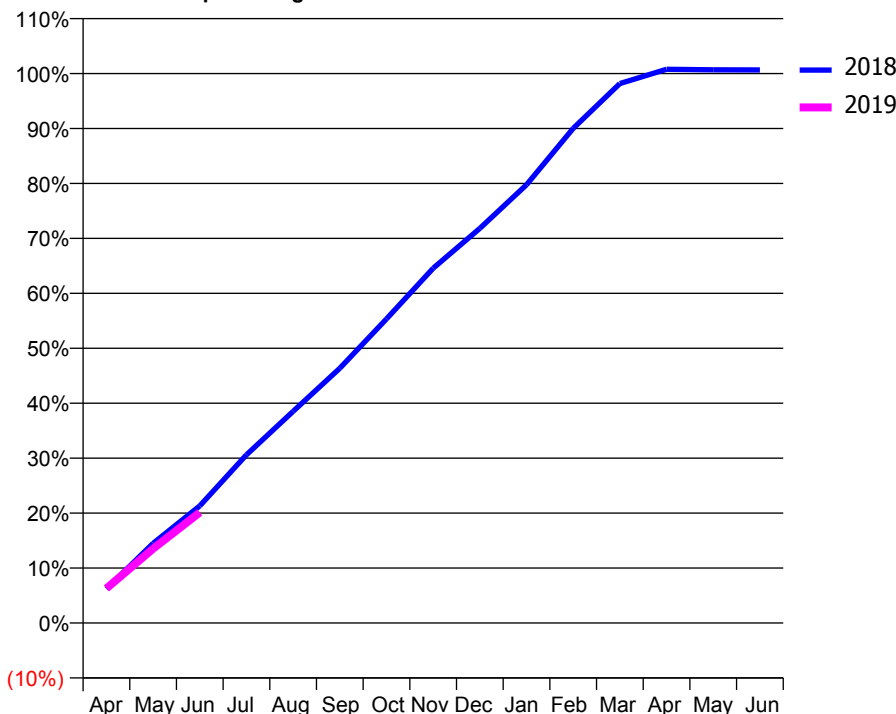
ACCESS*

Patients seen in 24 months	Total	Change since previous quarter
Quarter ending June 2017	6,134	
Quarter ending September 2017	6,048	↓
Quarter ending December 2017	6,088	→
Quarter ending March 2018	6,311	↑
Quarter ending June 2018	6,355	→
Variance since June 2017	3.6%	↑



ACTIVITY

Cumulative percentage of contracted UDA delivered 2018 & 2019



Month	Adjusted Scheduled Activity (UDA)	
	2018	2019
April	1,033	1,046
May	2,409	2,248
June	3,545	3,346
July	5,091	
August	6,404	
September	7,706	
October	9,201	
November	10,734	
December	11,940	
January	13,260	
February	14,964	
March	16,320	
April	16,753	
May	16,736	
June	16,733	

QUALITY

	Quantity	Base Number	Contract	AT	Region	England
% of FP17s for the same patient ID Re-attending within 3 months - Children	31	591	5.2%	9.9%	11.5%	11.5%
% of FP17s for the same patient ID Re-attending within 3 months - Adults	94	1,042	9.0%	15.7%	16.6%	15.4%
% of FP17s for the same patient ID Re-attending between 3 & 9 months - Children	291	591	49.2%	48.8%	48.8%	58.9%
% of FP17s for the same patient ID Re-attending between 3 & 9 months - Adults	415	1,042	39.8%	38.6%	39.3%	51.6%
% of FP17s for Band 1 Urgent Courses	113	1,460	7.7%	11.0%	10.6%	8.9%
% of FP17s Relating to Free Repair or Replacements	4	1,460	0.3%	0.5%	0.5%	0.8%
% of FP17s Relating to Continuations	0	1,460	0.0%	0.5%	0.7%	0.9%
% of Patients satisfied with the dentistry they have received	7	7	N/A	88.4%	90.4%	93.2%
% of Patients satisfied with the time they had to wait for an appointment	4	7	N/A	83.8%	85.3%	88.8%

* This is based on patients treated on this contract for their most recent course of treatment. Figures in italics indicate the base number of FP17s or Patient Questionnaire responses are less than 100. N/A is shown where the base number of responses is less than 10 during the period. % is calculated as Quantity/Base number*100

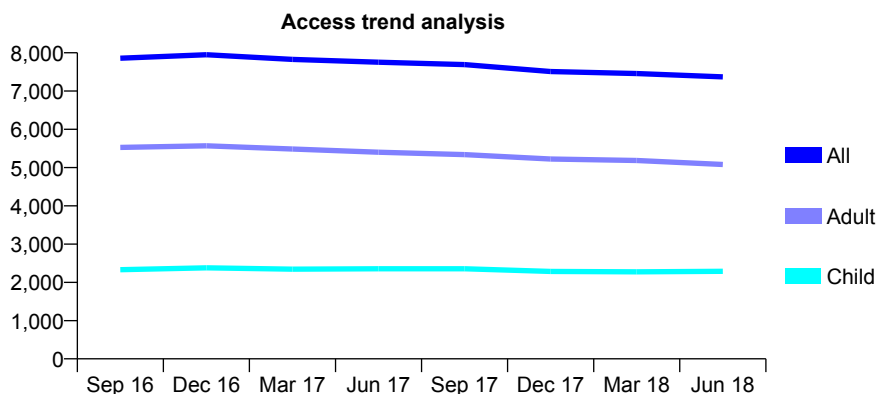
Q62 - Vital Signs At a Glance Contract Report for 359556/0002 - June 2018

Name or company name	MISS AR PATEL
Contract type name	GDS Contract
Purpose of contract	General
Contract start date	01/06/2008
Contract end date	

18/19 Contracted general activity (UDA)	16,568
Carry forward general activity (UDA)	0
18/19 Contracted orthodontic activity (UOA)	0
Carry forward orthodontic activity (UOA)	0
Baseline contract value	£403,241.24

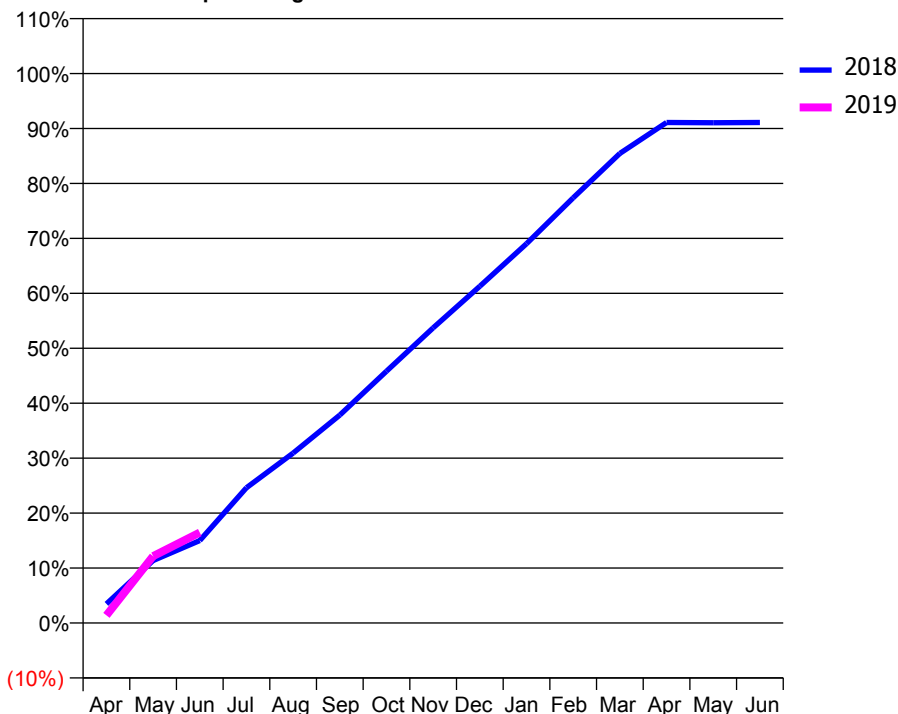
ACCESS*

Patients seen in 24 months	Total	Change since previous quarter
Quarter ending June 2017	7,755	
Quarter ending September 2017	7,693	→
Quarter ending December 2017	7,510	↓
Quarter ending March 2018	7,459	→
Quarter ending June 2018	7,370	↓
Variance since June 2017	(5.0%)	↓



ACTIVITY

Cumulative percentage of contracted UDA delivered 2018 & 2019



Month	Adjusted Scheduled Activity (UDA)	
	2018	2019
April	576	230
May	1,883	2,017
June	2,488	2,728
July	4,080	
August	5,123	
September	6,270	
October	7,594	
November	8,900	
December	10,154	
January	11,437	
February	12,820	
March	14,157	
April	15,091	
May	15,084	
June	15,092	

QUALITY

	Quantity	Base Number	Contract	AT	Region	England
% of FP17s for the same patient ID Re-attending within 3 months - Children	39	660	5.9%	9.9%	11.5%	11.5%
% of FP17s for the same patient ID Re-attending within 3 months - Adults	138	1,261	10.9%	15.7%	16.6%	15.4%
% of FP17s for the same patient ID Re-attending between 3 & 9 months - Children	313	660	47.4%	48.8%	48.8%	58.9%
% of FP17s for the same patient ID Re-attending between 3 & 9 months - Adults	511	1,261	40.5%	38.6%	39.3%	51.6%
% of FP17s for Band 1 Urgent Courses	120	1,388	8.6%	11.0%	10.6%	8.9%
% of FP17s Relating to Free Repair or Replacements	1	1,388	0.1%	0.5%	0.5%	0.8%
% of FP17s Relating to Continuations	0	1,388	0.0%	0.5%	0.7%	0.9%
% of Patients satisfied with the dentistry they have received	4	4	N/A	88.4%	90.4%	93.2%
% of Patients satisfied with the time they had to wait for an appointment	3	4	N/A	83.8%	85.3%	88.8%

* This is based on patients treated on this contract for their most recent course of treatment. Figures in italics indicate the base number of FP17s or Patient Questionnaire responses are less than 100. N/A is shown where the base number of responses is less than 10 during the period. % is calculated as Quantity/Base number*100

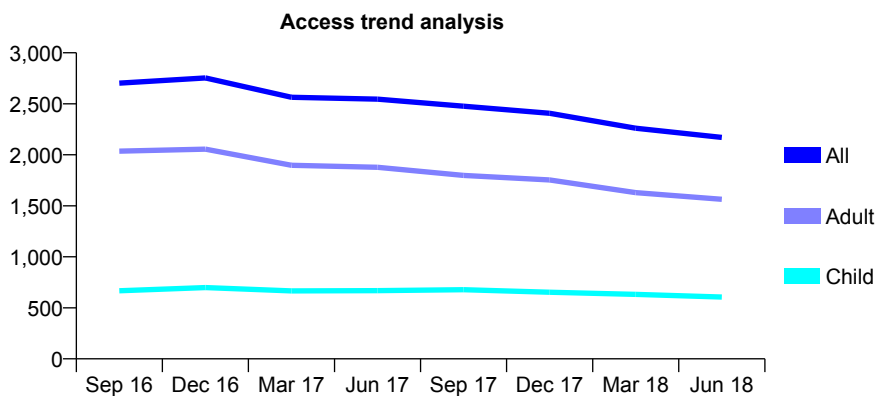
Q62 - Vital Signs At a Glance Contract Report for 363774/0001 - June 2018

Name or company name	Smile 32 Dental
Contract type name	GDS Contract
Purpose of contract	General
Contract start date	31/08/2007
Contract end date	

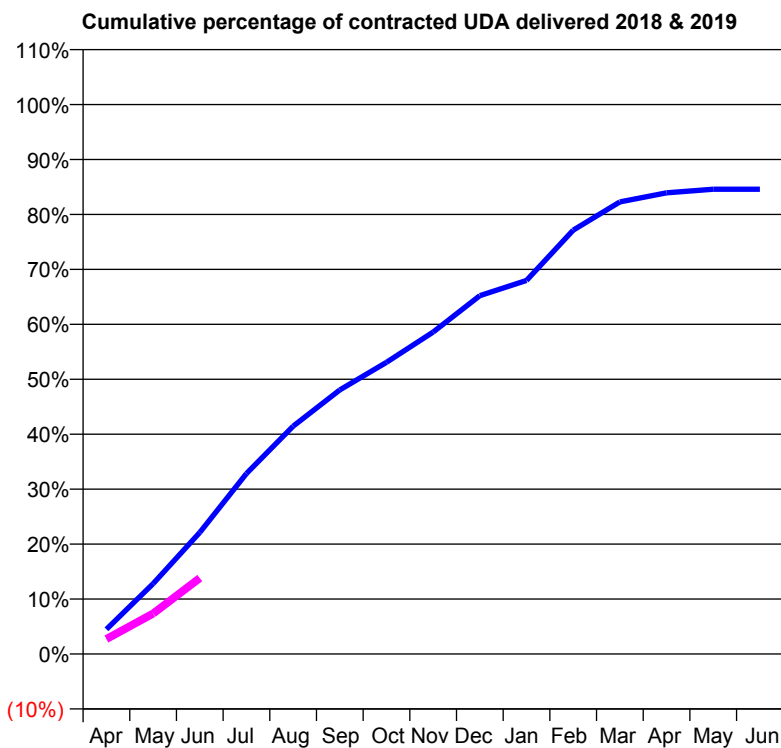
18/19 Contracted general activity (UDA)	6,846
Carry forward general activity (UDA)	0
18/19 Contracted orthodontic activity (UOA)	0
Carry forward orthodontic activity (UOA)	0
Baseline contract value	£193,659.78

ACCESS*

Patients seen in 24 months	Total	Change since previous quarter
Quarter ending June 2017	2,546	
Quarter ending September 2017	2,476	↓
Quarter ending December 2017	2,407	↓
Quarter ending March 2018	2,261	↓
Quarter ending June 2018	2,170	↓
Variance since June 2017	(14.8%)	↓



ACTIVITY



Adjusted Scheduled Activity (UDA)		
Month	2018	2019
April	308	187
May	876	505
June	1,515	947
July	2,249	
August	2,839	
September	3,290	
October	3,634	
November	4,011	
December	4,464	
January	4,655	
February	5,280	
March	5,632	
April	5,746	
May	5,791	
June	5,791	

QUALITY

	Quantity	Base Number	Contract	AT	Region	England
% of FP17s for the same patient ID Re-attending within 3 months - Children	25	219	11.4%	9.9%	11.5%	11.5%
% of FP17s for the same patient ID Re-attending within 3 months - Adults	51	388	13.1%	15.7%	16.6%	15.4%
% of FP17s for the same patient ID Re-attending between 3 & 9 months - Children	83	219	37.9%	48.8%	48.8%	58.9%
% of FP17s for the same patient ID Re-attending between 3 & 9 months - Adults	45	388	11.6%	38.6%	39.3%	51.6%
% of FP17s for Band 1 Urgent Courses	258	495	52.1%	11.0%	10.6%	8.9%
% of FP17s Relating to Free Repair or Replacements	0	495	0.0%	0.5%	0.5%	0.8%
% of FP17s Relating to Continuations	0	495	0.0%	0.5%	0.7%	0.9%
% of Patients satisfied with the dentistry they have received	2	3	N/A	88.4%	90.4%	93.2%
% of Patients satisfied with the time they had to wait for an appointment	3	3	N/A	83.8%	85.3%	88.8%

* This is based on patients treated on this contract for their most recent course of treatment. Figures in italics indicate the base number of FP17s or Patient Questionnaire responses are less than 100. N/A is shown where the base number of responses is less than 10 during the period. % is calculated as Quantity/Base number*100

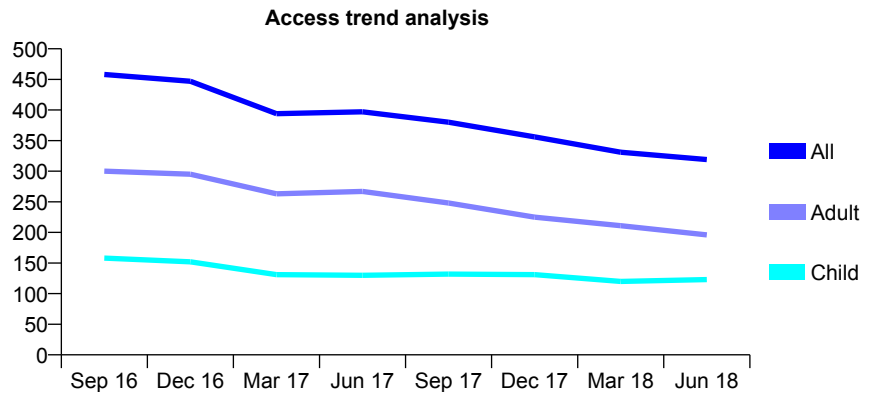
Q62 - Vital Signs At a Glance Contract Report for 364207/0001 - June 2018

Name or company name	Crystal Smile Dental Care
Contract type name	GDS Contract
Purpose of contract	General
Contract start date	01/02/2012
Contract end date	

18/19 Contracted general activity (UDA)	1,911
Carry forward general activity (UDA)	0
18/19 Contracted orthodontic activity (UOA)	0
Carry forward orthodontic activity (UOA)	0
Baseline contract value	£66,809.21

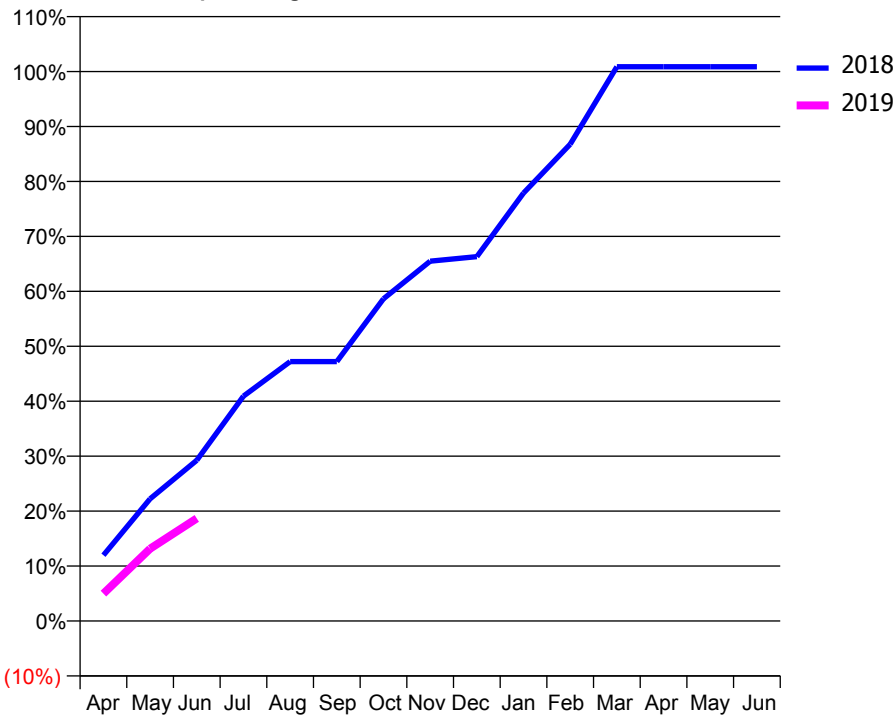
ACCESS*

Patients seen in 24 months	Total	Change since previous quarter
Quarter ending June 2017	397	
Quarter ending September 2017	380	↓
Quarter ending December 2017	356	↓
Quarter ending March 2018	331	↓
Quarter ending June 2018	319	↓
Variance since June 2017	(19.6%)	↓



ACTIVITY

Cumulative percentage of contracted UDA delivered 2018 & 2019



Adjusted Scheduled Activity (UDA)		
Month	2018	2019
April	229	95
May	425	252
June	559	357
July	782	
August	902	
September	902	
October	1,121	
November	1,251	
December	1,267	
January	1,488	
February	1,658	
March	1,927	
April	1,927	
May	1,927	
June	1,927	

QUALITY

	Quantity	Base Number	Contract	AT	Region	England
% of FP17s for the same patient ID Re-attending within 3 months - Children	6	47	12.8%	9.9%	11.5%	11.5%
% of FP17s for the same patient ID Re-attending within 3 months - Adults	7	63	11.1%	15.7%	16.6%	15.4%
% of FP17s for the same patient ID Re-attending between 3 & 9 months - Children	14	47	29.8%	48.8%	48.8%	58.9%
% of FP17s for the same patient ID Re-attending between 3 & 9 months - Adults	27	63	42.9%	38.6%	39.3%	51.6%
% of FP17s for Band 1 Urgent Courses	4	110	3.6%	11.0%	10.6%	8.9%
% of FP17s Relating to Free Repair or Replacements	0	110	0.0%	0.5%	0.5%	0.8%
% of FP17s Relating to Continuations	0	110	0.0%	0.5%	0.7%	0.9%
% of Patients satisfied with the dentistry they have received	0	0	N/A	88.4%	90.4%	93.2%
% of Patients satisfied with the time they had to wait for an appointment	0	0	N/A	83.8%	85.3%	88.8%

* This is based on patients treated on this contract for their most recent course of treatment. Figures in italics indicate the base number of FP17s or Patient Questionnaire responses are less than 100. N/A is shown where the base number of responses is less than 10 during the period. % is calculated as Quantity/Base number*100

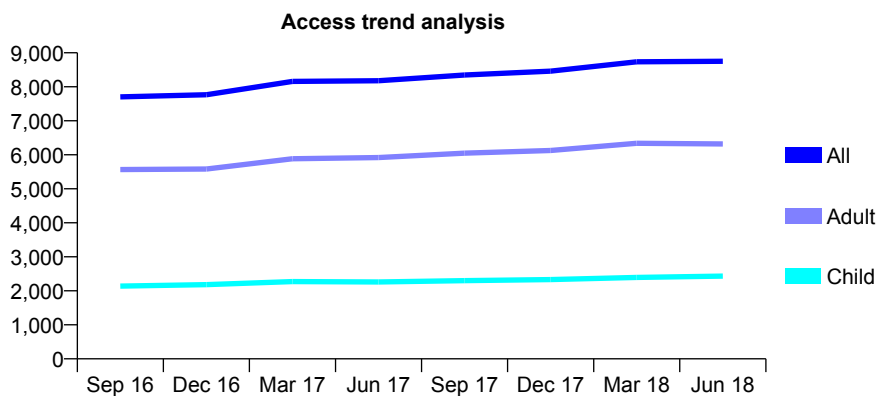
Q62 - Vital Signs At a Glance Contract Report for 381365/0002 - June 2018

Name or company name	MR P ZIDERMAN
Contract type name	GDS Contract
Purpose of contract	General
Contract start date	01/04/2006
Contract end date	

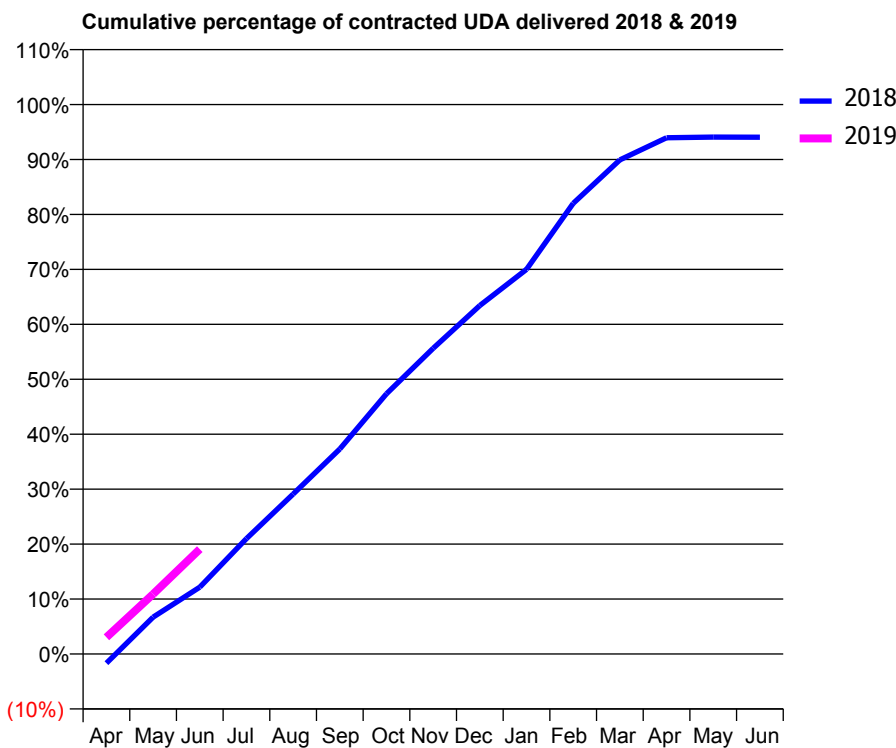
18/19 Contracted general activity (UDA)	25,594
Carry forward general activity (UDA)	0
18/19 Contracted orthodontic activity (UOA)	0
Carry forward orthodontic activity (UOA)	0
Baseline contract value	£966,771.09

ACCESS*

Patients seen in 24 months	Total	Change since previous quarter
Quarter ending June 2017	8,180	
Quarter ending September 2017	8,349	↑
Quarter ending December 2017	8,459	→
Quarter ending March 2018	8,735	↑
Quarter ending June 2018	8,751	→
Variance since June 2017	7.0%	↑



ACTIVITY



Month	Adjusted Scheduled Activity (UDA)	
	2018	2019
April	-430	779
May	1,717	2,794
June	3,115	4,884
July	5,377	
August	7,450	
September	9,550	
October	12,122	
November	14,240	
December	16,235	
January	17,912	
February	20,989	
March	23,014	
April	24,047	
May	24,074	
June	24,073	

QUALITY

	Quantity	Base Number	Contract	AT	Region	England
% of FP17s for the same patient ID Re-attending within 3 months - Children	51	707	7.2%	9.9%	11.5%	11.5%
% of FP17s for the same patient ID Re-attending within 3 months - Adults	212	1,524	13.9%	15.7%	16.6%	15.4%
% of FP17s for the same patient ID Re-attending between 3 & 9 months - Children	306	707	43.3%	48.8%	48.8%	58.9%
% of FP17s for the same patient ID Re-attending between 3 & 9 months - Adults	452	1,524	29.7%	38.6%	39.3%	51.6%
% of FP17s for Band 1 Urgent Courses	294	1,937	15.2%	11.0%	10.6%	8.9%
% of FP17s Relating to Free Repair or Replacements	11	1,937	0.6%	0.5%	0.5%	0.8%
% of FP17s Relating to Continuations	4	1,937	0.2%	0.5%	0.7%	0.9%
% of Patients satisfied with the dentistry they have received	5	8	N/A	88.4%	90.4%	93.2%
% of Patients satisfied with the time they had to wait for an appointment	7	8	N/A	83.8%	85.3%	88.8%

* This is based on patients treated on this contract for their most recent course of treatment. Figures in italics indicate the base number of FP17s or Patient Questionnaire responses are less than 100. N/A is shown where the base number of responses is less than 10 during the period. % is calculated as Quantity/Base number*100

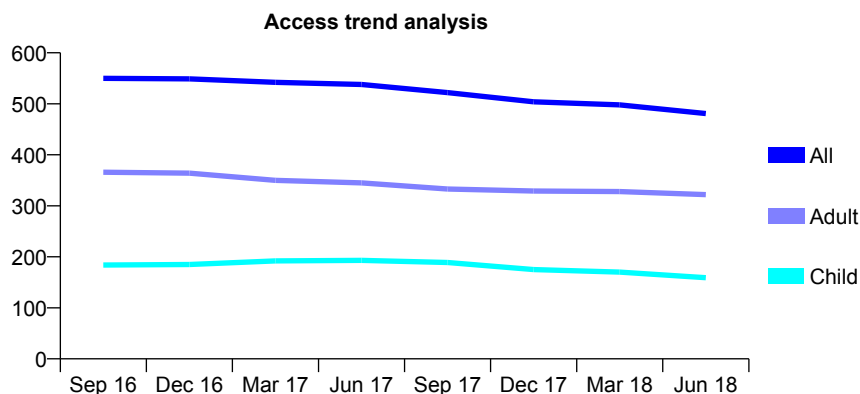
Q62 - Vital Signs At a Glance Contract Report for 385018/0001 - June 2018

Name or company name	MR RP SAINI
Contract type name	GDS Contract
Purpose of contract	General
Contract start date	01/04/2006
Contract end date	

18/19 Contracted general activity (UDA)	2,500
Carry forward general activity (UDA)	0
18/19 Contracted orthodontic activity (UOA)	0
Carry forward orthodontic activity (UOA)	0
Baseline contract value	£73,483.16

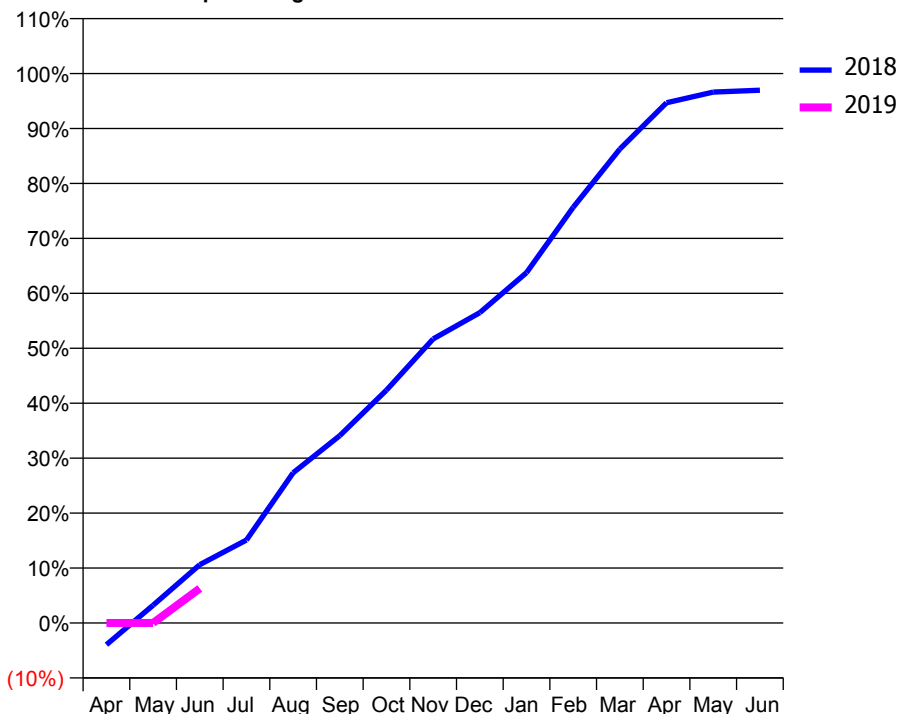
ACCESS*

Patients seen in 24 months	Total	Change since previous quarter
Quarter ending June 2017	538	
Quarter ending September 2017	522	↓
Quarter ending December 2017	504	↓
Quarter ending March 2018	498	↓
Quarter ending June 2018	481	↓
Variance since June 2017	(10.6%)	↓



ACTIVITY

Cumulative percentage of contracted UDA delivered 2018 & 2019



Month	Adjusted Scheduled Activity (UDA)	
	2018	2019
April	-99	0
May	81	0
June	265	157
July	377	
August	684	
September	853	
October	1,060	
November	1,293	
December	1,412	
January	1,594	
February	1,891	
March	2,156	
April	2,367	
May	2,415	
June	2,424	

QUALITY

	Quantity	Base Number	Contract	AT	Region	England
% of FP17s for the same patient ID Re-attending within 3 months - Children	11	51	21.6%	9.9%	11.5%	11.5%
% of FP17s for the same patient ID Re-attending within 3 months - Adults	10	96	10.4%	15.7%	16.6%	15.4%
% of FP17s for the same patient ID Re-attending between 3 & 9 months - Children	35	51	68.6%	48.8%	48.8%	58.9%
% of FP17s for the same patient ID Re-attending between 3 & 9 months - Adults	66	96	68.8%	38.6%	39.3%	51.6%
% of FP17s for Band 1 Urgent Courses	1	60	1.7%	11.0%	10.6%	8.9%
% of FP17s Relating to Free Repair or Replacements	0	60	0.0%	0.5%	0.5%	0.8%
% of FP17s Relating to Continuations	0	60	0.0%	0.5%	0.7%	0.9%
% of Patients satisfied with the dentistry they have received	1	2	N/A	88.4%	90.4%	93.2%
% of Patients satisfied with the time they had to wait for an appointment	2	2	N/A	83.8%	85.3%	88.8%

* This is based on patients treated on this contract for their most recent course of treatment. Figures in italics indicate the base number of FP17s or Patient Questionnaire responses are less than 100. N/A is shown where the base number of responses is less than 10 during the period. % is calculated as Quantity/Base number*100

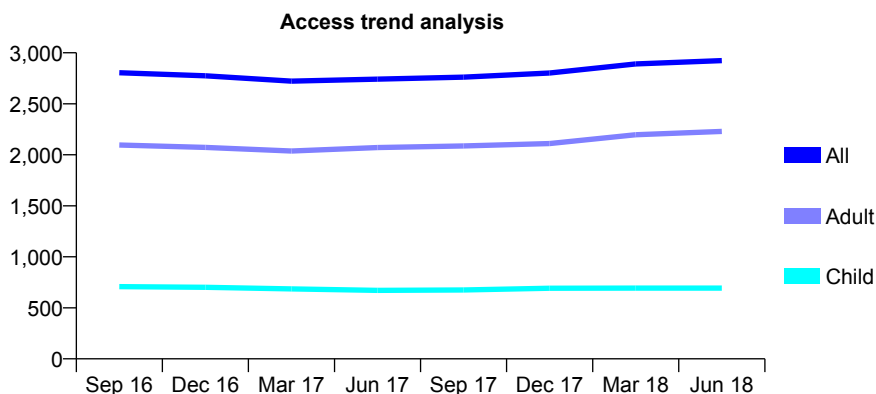
Q62 - Vital Signs At a Glance Contract Report for 393983/0002 - June 2018

Name or company name	MR D SAITOWITZ
Contract type name	GDS Contract
Purpose of contract	General
Contract start date	05/01/2009
Contract end date	

18/19 Contracted general activity (UDA)	10,991
Carry forward general activity (UDA)	0
18/19 Contracted orthodontic activity (UOA)	0
Carry forward orthodontic activity (UOA)	0
Baseline contract value	£346,035.95

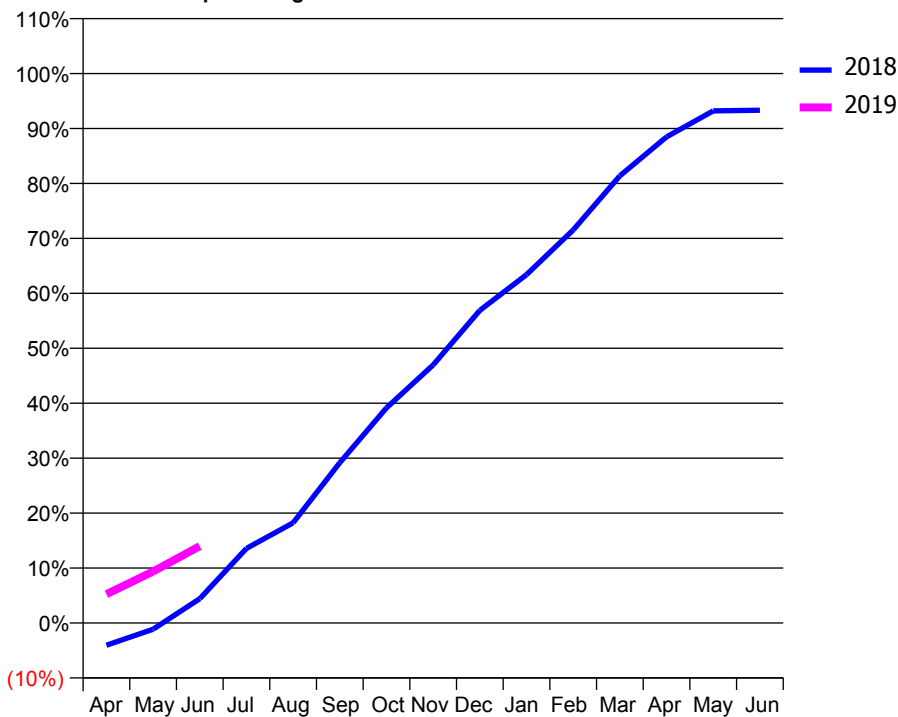
ACCESS*

Patients seen in 24 months	Total	Change since previous quarter
Quarter ending June 2017	2,742	
Quarter ending September 2017	2,762	→
Quarter ending December 2017	2,802	→
Quarter ending March 2018	2,891	↑
Quarter ending June 2018	2,923	→
Variance since June 2017	6.6%	↑



ACTIVITY

Cumulative percentage of contracted UDA delivered 2018 & 2019



Adjusted Scheduled Activity (UDA)

Month	2018	2019
April	-446	576
May	-127	1,031
June	486	1,537
July	1,492	
August	2,005	
September	3,206	
October	4,304	
November	5,161	
December	6,254	
January	6,967	
February	7,862	
March	8,945	
April	9,724	
May	10,243	
June	10,255	

QUALITY

	Quantity	Base Number	Contract	AT	Region	England
% of FP17s for the same patient ID Re-attending within 3 months - Children	5	150	3.3%	9.9%	11.5%	11.5%
% of FP17s for the same patient ID Re-attending within 3 months - Adults	39	532	7.3%	15.7%	16.6%	15.4%
% of FP17s for the same patient ID Re-attending between 3 & 9 months - Children	62	150	41.3%	48.8%	48.8%	58.9%
% of FP17s for the same patient ID Re-attending between 3 & 9 months - Adults	203	532	38.2%	38.6%	39.3%	51.6%
% of FP17s for Band 1 Urgent Courses	15	377	4.0%	11.0%	10.6%	8.9%
% of FP17s Relating to Free Repair or Replacements	0	377	0.0%	0.5%	0.5%	0.8%
% of FP17s Relating to Continuations	1	377	0.3%	0.5%	0.7%	0.9%
% of Patients satisfied with the dentistry they have received	4	4	N/A	88.4%	90.4%	93.2%
% of Patients satisfied with the time they had to wait for an appointment	4	4	N/A	83.8%	85.3%	88.8%

* This is based on patients treated on this contract for their most recent course of treatment. Figures in italics indicate the base number of FP17s or Patient Questionnaire responses are less than 100. N/A is shown where the base number of responses is less than 10 during the period. % is calculated as Quantity/Base number*100

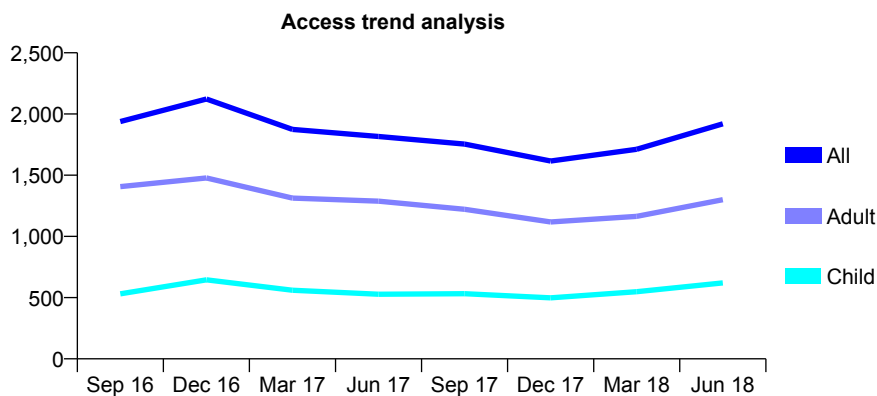
Q62 - Vital Signs At a Glance Contract Report for 395129/0001 - June 2018

Name or company name	Advance Dental Care
Contract type name	GDS Contract
Purpose of contract	General
Contract start date	01/04/2006
Contract end date	

18/19 Contracted general activity (UDA)	4,825
Carry forward general activity (UDA)	0
18/19 Contracted orthodontic activity (UOA)	0
Carry forward orthodontic activity (UOA)	0
Baseline contract value	£138,094.83

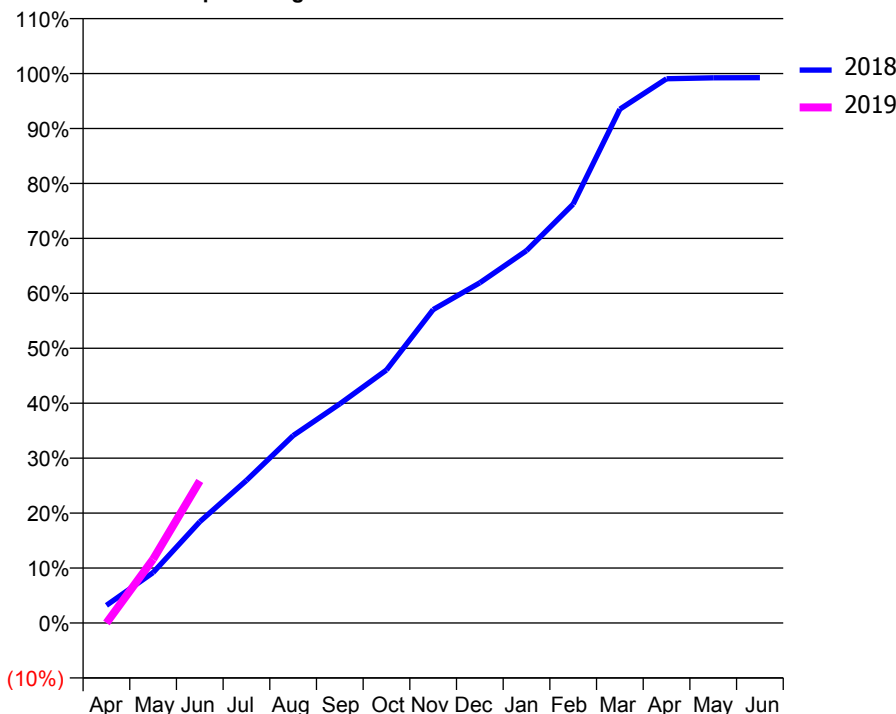
ACCESS*

Patients seen in 24 months	Total	Change since previous quarter
Quarter ending June 2017	1,816	
Quarter ending September 2017	1,754	↓
Quarter ending December 2017	1,616	↓
Quarter ending March 2018	1,712	↑
Quarter ending June 2018	1,920	↑
Variance since June 2017	5.7%	↑



ACTIVITY

Cumulative percentage of contracted UDA delivered 2018 & 2019



Adjusted Scheduled Activity (UDA)		
Month	2018	2019
April	155	0
May	443	561
June	889	1,248
July	1,253	
August	1,645	
September	1,924	
October	2,222	
November	2,752	
December	2,987	
January	3,270	
February	3,678	
March	4,512	
April	4,779	
May	4,787	
June	4,788	

QUALITY

	Quantity	Base Number	Contract	AT	Region	England
% of FP17s for the same patient ID Re-attending within 3 months - Children	10	220	4.5%	9.9%	11.5%	11.5%
% of FP17s for the same patient ID Re-attending within 3 months - Adults	27	361	7.5%	15.7%	16.6%	15.4%
% of FP17s for the same patient ID Re-attending between 3 & 9 months - Children	39	220	17.7%	48.8%	48.8%	58.9%
% of FP17s for the same patient ID Re-attending between 3 & 9 months - Adults	54	361	15.0%	38.6%	39.3%	51.6%
% of FP17s for Band 1 Urgent Courses	39	489	8.0%	11.0%	10.6%	8.9%
% of FP17s Relating to Free Repair or Replacements	0	489	0.0%	0.5%	0.5%	0.8%
% of FP17s Relating to Continuations	0	489	0.0%	0.5%	0.7%	0.9%
% of Patients satisfied with the dentistry they have received	1	1	N/A	88.4%	90.4%	93.2%
% of Patients satisfied with the time they had to wait for an appointment	1	1	N/A	83.8%	85.3%	88.8%

* This is based on patients treated on this contract for their most recent course of treatment. Figures in italics indicate the base number of FP17s or Patient Questionnaire responses are less than 100. N/A is shown where the base number of responses is less than 10 during the period. % is calculated as Quantity/Base number*100

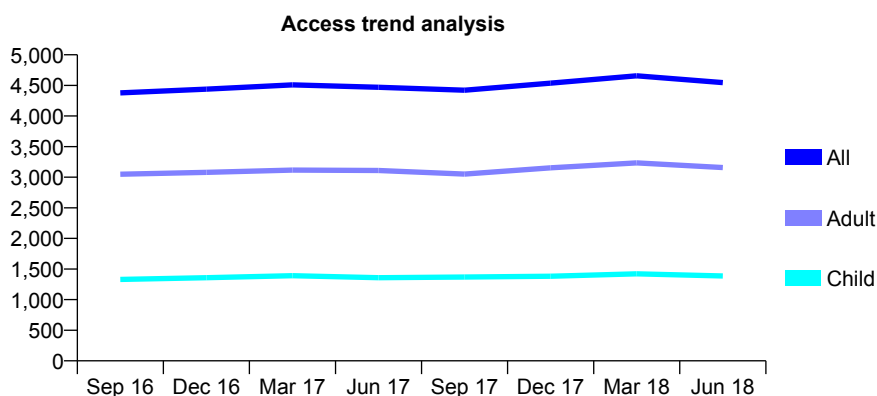
Q62 - Vital Signs At a Glance Contract Report for 395463/0001 - June 2018

Name or company name	MR AH GHAURI
Contract type name	GDS Contract
Purpose of contract	General
Contract start date	01/04/2006
Contract end date	

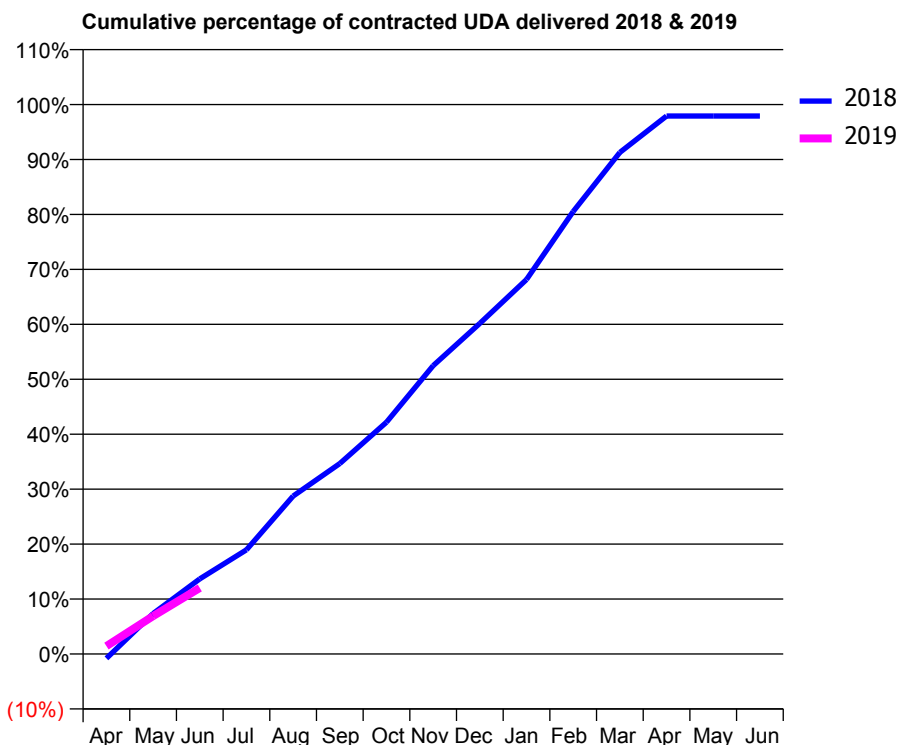
18/19 Contracted general activity (UDA)	11,256
Carry forward general activity (UDA)	0
18/19 Contracted orthodontic activity (UOA)	0
Carry forward orthodontic activity (UOA)	0
Baseline contract value	£302,098.93

ACCESS*

Patients seen in 24 months	Total	Change since previous quarter
Quarter ending June 2017	4,470	
Quarter ending September 2017	4,421	↓
Quarter ending December 2017	4,536	↑
Quarter ending March 2018	4,657	↑
Quarter ending June 2018	4,546	↓
Variance since June 2017	1.7%	→



ACTIVITY



Month	Adjusted Scheduled Activity (UDA)	
	2018	2019
April	-91	164
May	829	778
June	1,538	1,354
July	2,134	
August	3,236	
September	3,903	
October	4,749	
November	5,908	
December	6,773	
January	7,671	
February	9,064	
March	10,275	
April	11,019	
May	11,019	
June	11,019	

QUALITY

	Quantity	Base Number	Contract	AT	Region	England
% of FP17s for the same patient ID Re-attending within 3 months - Children	21	247	8.5%	9.9%	11.5%	11.5%
% of FP17s for the same patient ID Re-attending within 3 months - Adults	54	457	11.8%	15.7%	16.6%	15.4%
% of FP17s for the same patient ID Re-attending between 3 & 9 months - Children	85	247	34.4%	48.8%	48.8%	58.9%
% of FP17s for the same patient ID Re-attending between 3 & 9 months - Adults	104	457	22.8%	38.6%	39.3%	51.6%
% of FP17s for Band 1 Urgent Courses	93	524	17.7%	11.0%	10.6%	8.9%
% of FP17s Relating to Free Repair or Replacements	2	524	0.4%	0.5%	0.5%	0.8%
% of FP17s Relating to Continuations	1	524	0.2%	0.5%	0.7%	0.9%
% of Patients satisfied with the dentistry they have received	2	2	N/A	88.4%	90.4%	93.2%
% of Patients satisfied with the time they had to wait for an appointment	2	2	N/A	83.8%	85.3%	88.8%

* This is based on patients treated on this contract for their most recent course of treatment. Figures in italics indicate the base number of FP17s or Patient Questionnaire responses are less than 100. N/A is shown where the base number of responses is less than 10 during the period. % is calculated as Quantity/Base number*100

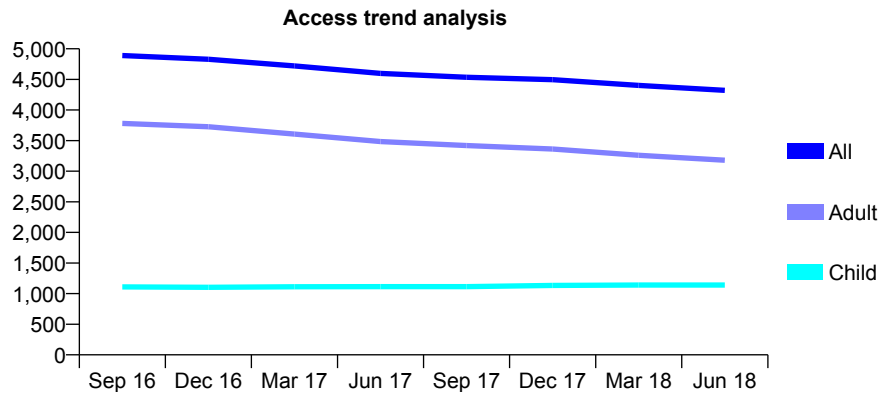
Q62 - Vital Signs At a Glance Contract Report for 395463/0002 - June 2018

Name or company name	MR AH GHAURI
Contract type name	GDS Contract
Purpose of contract	General
Contract start date	01/04/2006
Contract end date	

18/19 Contracted general activity (UDA)	16,269
Carry forward general activity (UDA)	0
18/19 Contracted orthodontic activity (UOA)	0
Carry forward orthodontic activity (UOA)	0
Baseline contract value	£602,536.85

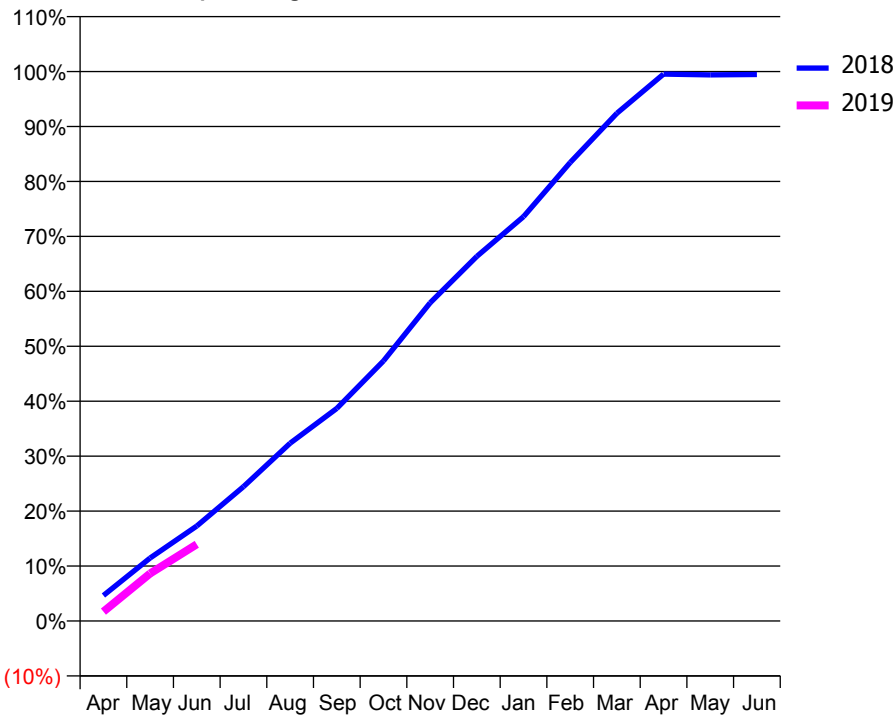
ACCESS*

Patients seen in 24 months	Total	Change since previous quarter
Quarter ending June 2017	4,599	
Quarter ending September 2017	4,534	↓
Quarter ending December 2017	4,495	→
Quarter ending March 2018	4,401	↓
Quarter ending June 2018	4,321	↓
Variance since June 2017	(6.0%)	↓



ACTIVITY

Cumulative percentage of contracted UDA delivered 2018 & 2019



Month	Adjusted Scheduled Activity (UDA)	
	2018	2019
April	756	276
May	1,865	1,409
June	2,814	2,274
July	3,976	
August	5,265	
September	6,297	
October	7,700	
November	9,421	
December	10,797	
January	11,972	
February	13,576	
March	15,033	
April	16,191	
May	16,167	
June	16,179	

QUALITY

	Quantity	Base Number	Contract	AT	Region	England
% of FP17s for the same patient ID Re-attending within 3 months - Children	18	253	7.1%	9.9%	11.5%	11.5%
% of FP17s for the same patient ID Re-attending within 3 months - Adults	107	756	14.2%	15.7%	16.6%	15.4%
% of FP17s for the same patient ID Re-attending between 3 & 9 months - Children	88	253	34.8%	48.8%	48.8%	58.9%
% of FP17s for the same patient ID Re-attending between 3 & 9 months - Adults	233	756	30.8%	38.6%	39.3%	51.6%
% of FP17s for Band 1 Urgent Courses	129	743	17.4%	11.0%	10.6%	8.9%
% of FP17s Relating to Free Repair or Replacements	6	743	0.8%	0.5%	0.5%	0.8%
% of FP17s Relating to Continuations	3	743	0.4%	0.5%	0.7%	0.9%
% of Patients satisfied with the dentistry they have received	7	7	N/A	88.4%	90.4%	93.2%
% of Patients satisfied with the time they had to wait for an appointment	7	7	N/A	83.8%	85.3%	88.8%

* This is based on patients treated on this contract for their most recent course of treatment. Figures in italics indicate the base number of FP17s or Patient Questionnaire responses are less than 100. N/A is shown where the base number of responses is less than 10 during the period. % is calculated as Quantity/Base number*100

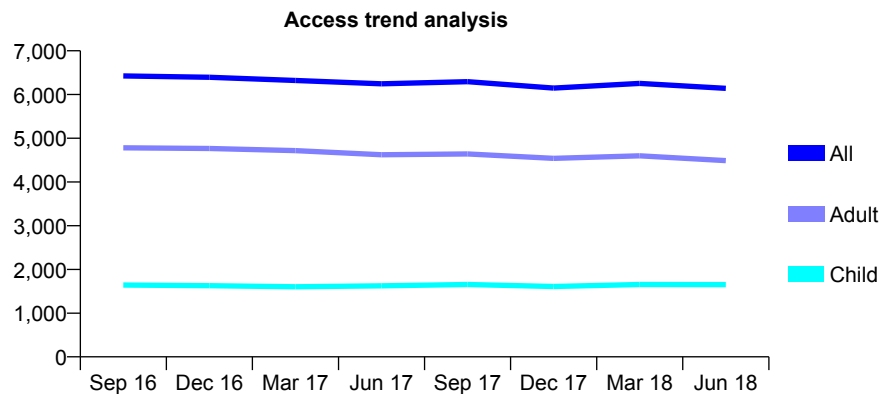
Q62 - Vital Signs At a Glance Contract Report for 395463/0004 - June 2018

Name or company name	MR AH GHAURI
Contract type name	GDS Contract
Purpose of contract	General
Contract start date	01/04/2006
Contract end date	

18/19 Contracted general activity (UDA)	24,669
Carry forward general activity (UDA)	0
18/19 Contracted orthodontic activity (UOA)	0
Carry forward orthodontic activity (UOA)	0
Baseline contract value	£656,082.81

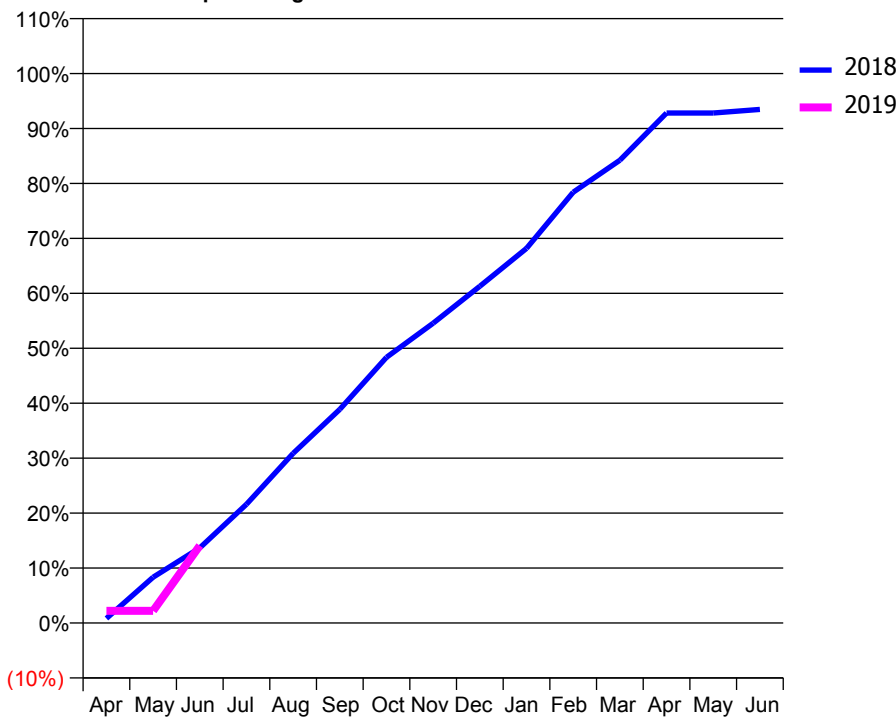
ACCESS*

Patients seen in 24 months	Total	Change since previous quarter
Quarter ending June 2017	6,246	
Quarter ending September 2017	6,294	→
Quarter ending December 2017	6,147	↓
Quarter ending March 2018	6,253	→
Quarter ending June 2018	6,141	↓
Variance since June 2017	(1.7%)	↓



ACTIVITY

Cumulative percentage of contracted UDA delivered 2018 & 2019



Month	Adjusted Scheduled Activity (UDA)	
	2018	2019
April	205	545
May	2,056	545
June	3,376	3,474
July	5,333	
August	7,615	
September	9,594	
October	11,927	
November	13,458	
December	15,121	
January	16,817	
February	19,338	
March	20,775	
April	22,893	
May	22,893	
June	23,059	

QUALITY

	Quantity	Base Number	Contract	AT	Region	England
% of FP17s for the same patient ID Re-attending within 3 months - Children	24	441	5.4%	9.9%	11.5%	11.5%
% of FP17s for the same patient ID Re-attending within 3 months - Adults	169	1,202	14.1%	15.7%	16.6%	15.4%
% of FP17s for the same patient ID Re-attending between 3 & 9 months - Children	136	441	30.8%	48.8%	48.8%	58.9%
% of FP17s for the same patient ID Re-attending between 3 & 9 months - Adults	279	1,202	23.2%	38.6%	39.3%	51.6%
% of FP17s for Band 1 Urgent Courses	144	1,052	13.7%	11.0%	10.6%	8.9%
% of FP17s Relating to Free Repair or Replacements	1	1,052	0.1%	0.5%	0.5%	0.8%
% of FP17s Relating to Continuations	3	1,052	0.3%	0.5%	0.7%	0.9%
% of Patients satisfied with the dentistry they have received	7	10	70.0%	88.4%	90.4%	93.2%
% of Patients satisfied with the time they had to wait for an appointment	7	10	70.0%	83.8%	85.3%	88.8%

* This is based on patients treated on this contract for their most recent course of treatment. Figures in italics indicate the base number of FP17s or Patient Questionnaire responses are less than 100. N/A is shown where the base number of responses is less than 10 during the period. % is calculated as Quantity/Base number*100

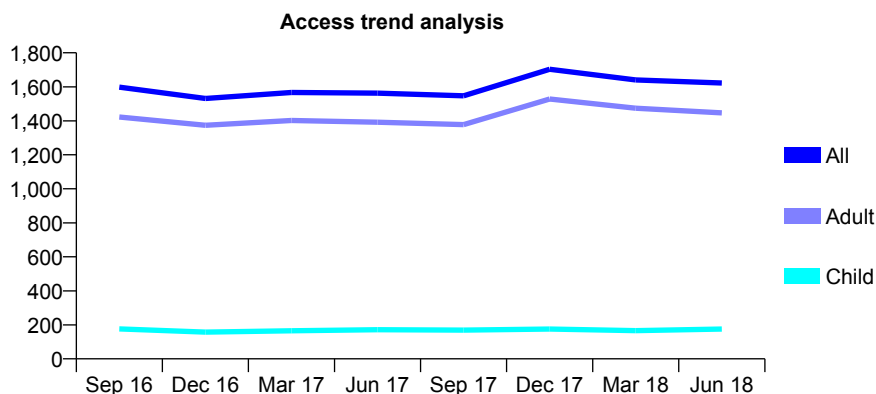
Q62 - Vital Signs At a Glance Contract Report for 395463/0006 - June 2018

Name or company name	MR AH GHAURI
Contract type name	GDS Contract
Purpose of contract	General
Contract start date	01/04/2006
Contract end date	

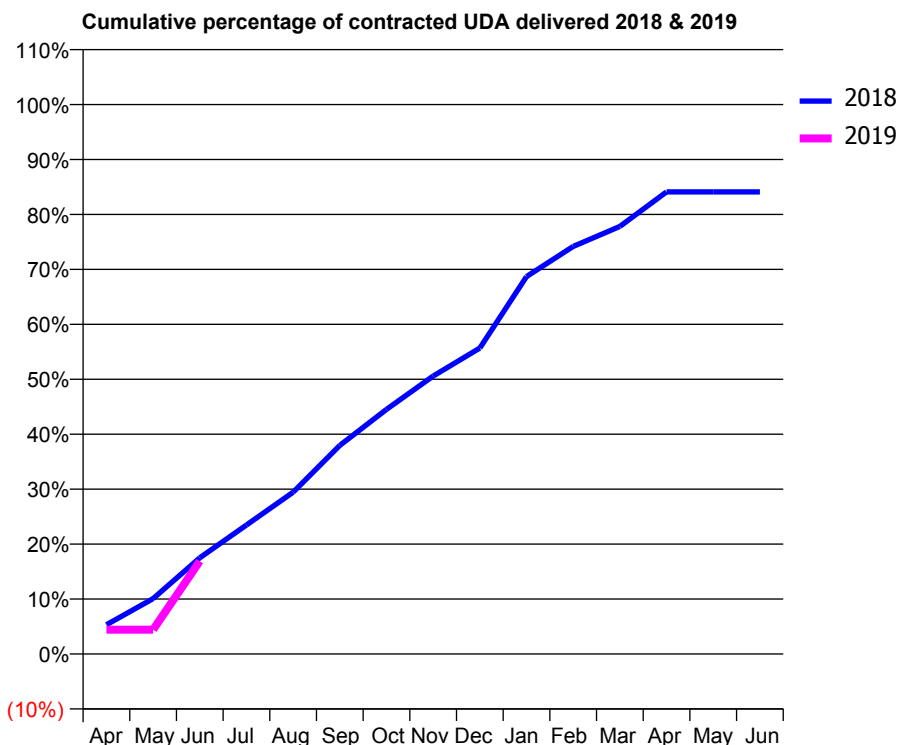
18/19 Contracted general activity (UDA)	3,000
Carry forward general activity (UDA)	0
18/19 Contracted orthodontic activity (UOA)	0
Carry forward orthodontic activity (UOA)	0
Baseline contract value	£119,065.73

ACCESS*

Patients seen in 24 months	Total	Change since previous quarter
Quarter ending June 2017	1,563	
Quarter ending September 2017	1,547	↓
Quarter ending December 2017	1,703	↑
Quarter ending March 2018	1,640	↓
Quarter ending June 2018	1,622	↓
Variance since June 2017	3.8%	↑



ACTIVITY



Month	Adjusted Scheduled Activity (UDA)	
	2018	2019
April	160	133
May	302	133
June	525	507
July	704	
August	884	
September	1,139	
October	1,335	
November	1,518	
December	1,671	
January	2,060	
February	2,225	
March	2,334	
April	2,523	
May	2,523	
June	2,523	

QUALITY

	Quantity	Base Number	Contract	AT	Region	England
% of FP17s for the same patient ID Re-attending within 3 months - Children	1	79	1.3%	9.9%	11.5%	11.5%
% of FP17s for the same patient ID Re-attending within 3 months - Adults	5	502	1.0%	15.7%	16.6%	15.4%
% of FP17s for the same patient ID Re-attending between 3 & 9 months - Children	0	79	0.0%	48.8%	48.8%	58.9%
% of FP17s for the same patient ID Re-attending between 3 & 9 months - Adults	5	502	1.0%	38.6%	39.3%	51.6%
% of FP17s for Band 1 Urgent Courses	421	423	99.5%	11.0%	10.6%	8.9%
% of FP17s Relating to Free Repair or Replacements	0	423	0.0%	0.5%	0.5%	0.8%
% of FP17s Relating to Continuations	0	423	0.0%	0.5%	0.7%	0.9%
% of Patients satisfied with the dentistry they have received	0	0	N/A	88.4%	90.4%	93.2%
% of Patients satisfied with the time they had to wait for an appointment	0	0	N/A	83.8%	85.3%	88.8%

* This is based on patients treated on this contract for their most recent course of treatment. Figures in italics indicate the base number of FP17s or Patient Questionnaire responses are less than 100. N/A is shown where the base number of responses is less than 10 during the period. % is calculated as Quantity/Base number*100

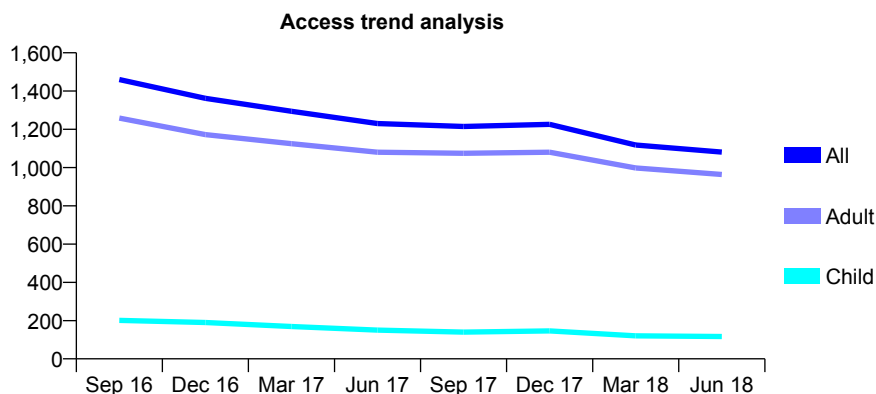
Q62 - Vital Signs At a Glance Contract Report for 395463/0007 - June 2018

Name or company name	MR AH GHAURI
Contract type name	GDS Contract
Purpose of contract	General
Contract start date	01/01/2007
Contract end date	

18/19 Contracted general activity (UDA)	2,200
Carry forward general activity (UDA)	0
18/19 Contracted orthodontic activity (UOA)	0
Carry forward orthodontic activity (UOA)	0
Baseline contract value	£86,954.05

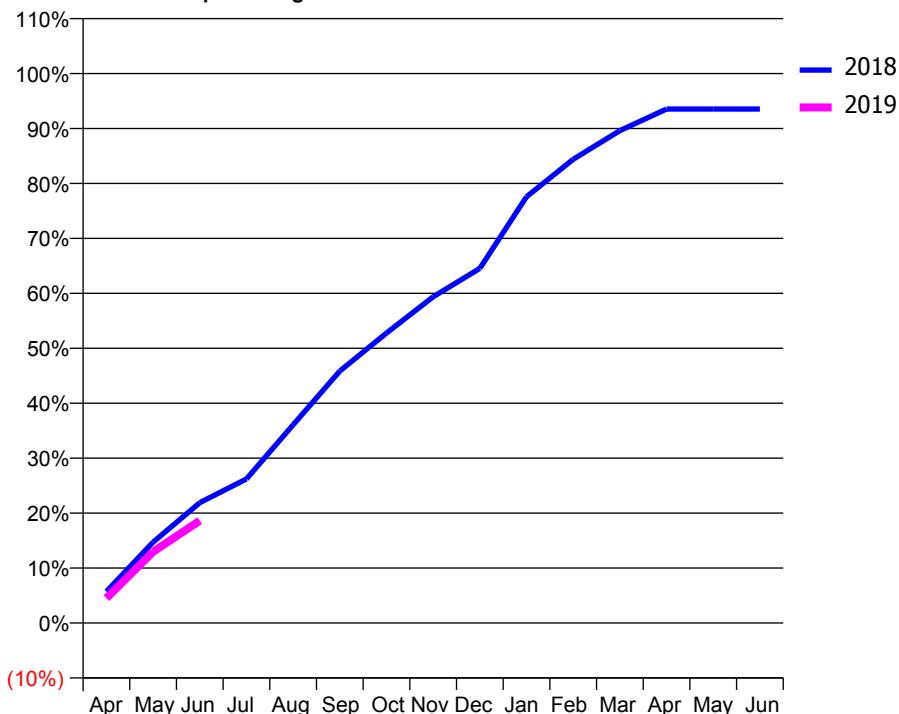
ACCESS*

Patients seen in 24 months	Total	Change since previous quarter
Quarter ending June 2017	1,230	
Quarter ending September 2017	1,215	↓
Quarter ending December 2017	1,226	→
Quarter ending March 2018	1,118	↓
Quarter ending June 2018	1,081	↓
Variance since June 2017	(12.1%)	↓



ACTIVITY

Cumulative percentage of contracted UDA delivered 2018 & 2019



Adjusted Scheduled Activity (UDA)

Month	2018	2019
April	126	100
May	324	285
June	482	410
July	577	
August	794	
September	1,009	
October	1,161	
November	1,306	
December	1,420	
January	1,707	
February	1,857	
March	1,971	
April	2,058	
May	2,058	
June	2,058	

QUALITY

	Quantity	Base Number	Contract	AT	Region	England
% of FP17s for the same patient ID Re-attending within 3 months - Children	0	77	0.0%	9.9%	11.5%	11.5%
% of FP17s for the same patient ID Re-attending within 3 months - Adults	4	338	1.2%	15.7%	16.6%	15.4%
% of FP17s for the same patient ID Re-attending between 3 & 9 months - Children	1	77	1.3%	48.8%	48.8%	58.9%
% of FP17s for the same patient ID Re-attending between 3 & 9 months - Adults	7	338	2.1%	38.6%	39.3%	51.6%
% of FP17s for Band 1 Urgent Courses	335	343	97.7%	11.0%	10.6%	8.9%
% of FP17s Relating to Free Repair or Replacements	0	343	0.0%	0.5%	0.5%	0.8%
% of FP17s Relating to Continuations	0	343	0.0%	0.5%	0.7%	0.9%
% of Patients satisfied with the dentistry they have received	0	0	N/A	88.4%	90.4%	93.2%
% of Patients satisfied with the time they had to wait for an appointment	0	0	N/A	83.8%	85.3%	88.8%

* This is based on patients treated on this contract for their most recent course of treatment. Figures in italics indicate the base number of FP17s or Patient Questionnaire responses are less than 100. N/A is shown where the base number of responses is less than 10 during the period. % is calculated as Quantity/Base number*100

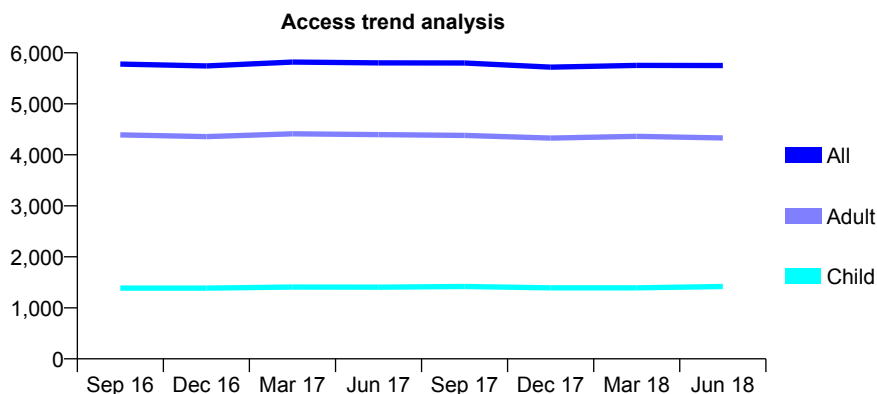
Q62 - Vital Signs At a Glance Contract Report for 555843/0001 - June 2018

Name or company name	MR B COHEN
Contract type name	GDS Contract
Purpose of contract	General
Contract start date	01/04/2006
Contract end date	

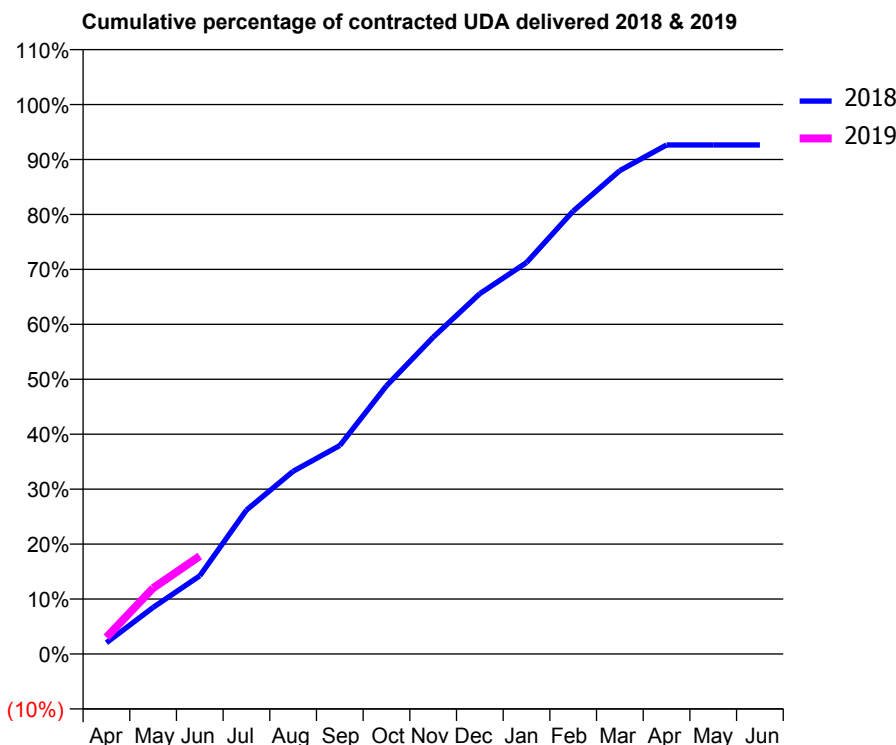
18/19 Contracted general activity (UDA)	13,083
Carry forward general activity (UDA)	0
18/19 Contracted orthodontic activity (UOA)	0
Carry forward orthodontic activity (UOA)	0
Baseline contract value	£347,659.47

ACCESS*

Patients seen in 24 months	Total	Change since previous quarter
Quarter ending June 2017	5,802	
Quarter ending September 2017	5,799	→
Quarter ending December 2017	5,720	↓
Quarter ending March 2018	5,754	→
Quarter ending June 2018	5,751	→
Variance since June 2017	(0.9%)	→



ACTIVITY



Month	Adjusted Scheduled Activity (UDA)	
	2018	2019
April	268	400
May	1,110	1,570
June	1,861	2,332
July	3,426	
August	4,352	
September	4,965	
October	6,387	
November	7,541	
December	8,579	
January	9,319	
February	10,547	
March	11,511	
April	12,120	
May	12,121	
June	12,121	

QUALITY

	Quantity	Base Number	Contract	AT	Region	England
% of FP17s for the same patient ID Re-attending within 3 months - Children	29	501	5.8%	9.9%	11.5%	11.5%
% of FP17s for the same patient ID Re-attending within 3 months - Adults	149	1,379	10.8%	15.7%	16.6%	15.4%
% of FP17s for the same patient ID Re-attending between 3 & 9 months - Children	297	501	59.3%	48.8%	48.8%	58.9%
% of FP17s for the same patient ID Re-attending between 3 & 9 months - Adults	800	1,379	58.0%	38.6%	39.3%	51.6%
% of FP17s for Band 1 Urgent Courses	137	1,543	8.9%	11.0%	10.6%	8.9%
% of FP17s Relating to Free Repair or Replacements	10	1,543	0.6%	0.5%	0.5%	0.8%
% of FP17s Relating to Continuations	18	1,543	1.2%	0.5%	0.7%	0.9%
% of Patients satisfied with the dentistry they have received	6	6	N/A	88.4%	90.4%	93.2%
% of Patients satisfied with the time they had to wait for an appointment	6	6	N/A	83.8%	85.3%	88.8%

* This is based on patients treated on this contract for their most recent course of treatment. Figures in italics indicate the base number of FP17s or Patient Questionnaire responses are less than 100. N/A is shown where the base number of responses is less than 10 during the period. % is calculated as Quantity/Base number*100

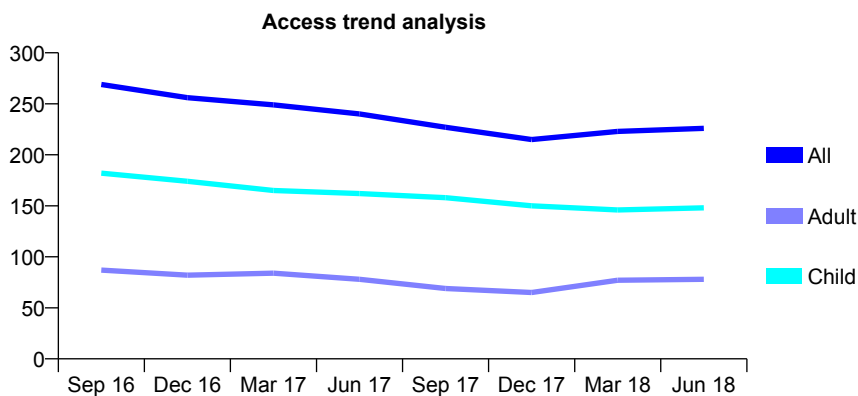
Q62 - Vital Signs At a Glance Contract Report for 558044/0003 - June 2018

Name or company name	Pinner Green Dental Clinic
Contract type name	GDS Contract
Purpose of contract	General
Contract start date	08/06/2007
Contract end date	

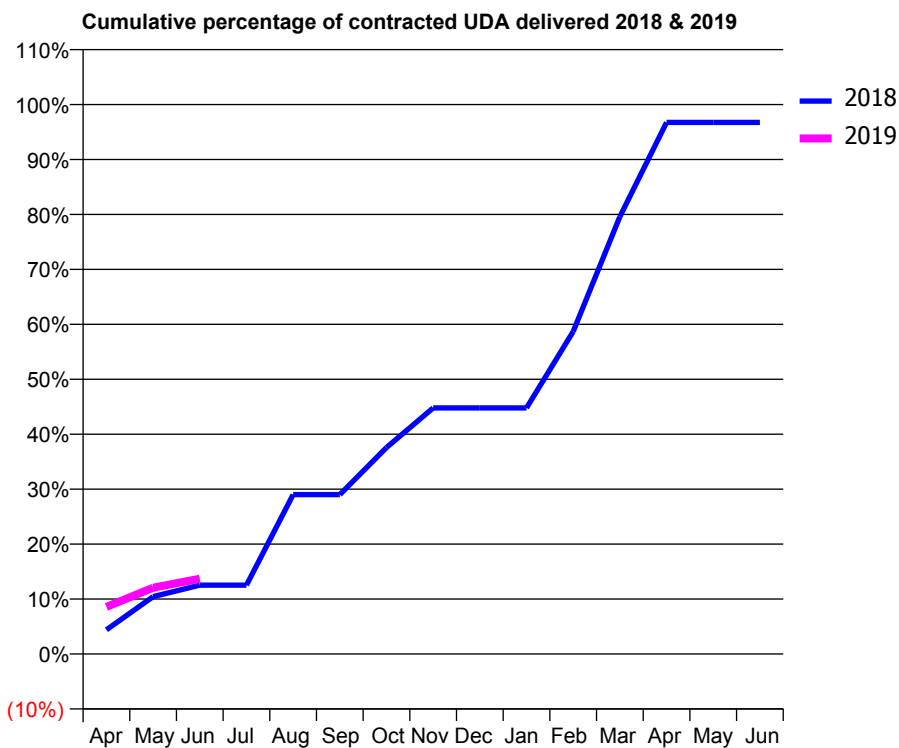
18/19 Contracted general activity (UDA)	431
Carry forward general activity (UDA)	0
18/19 Contracted orthodontic activity (UOA)	0
Carry forward orthodontic activity (UOA)	0
Baseline contract value	£9,705.52

ACCESS*

Patients seen in 24 months	Total	Change since previous quarter
Quarter ending June 2017	240	
Quarter ending September 2017	227	↓
Quarter ending December 2017	215	↓
Quarter ending March 2018	223	↑
Quarter ending June 2018	226	→
Variance since June 2017	(5.8%)	↓



ACTIVITY



Month	Adjusted Scheduled Activity (UDA)	
	2018	2019
April	19	37
May	45	52
June	54	59
July	54	
August	125	
September	125	
October	162	
November	193	
December	193	
January	193	
February	253	
March	343	
April	417	
May	417	
June	417	

QUALITY

	Quantity	Base Number	Contract	AT	Region	England
% of FP17s for the same patient ID Re-attending within 3 months - Children	0	49	0.0%	9.9%	11.5%	11.5%
% of FP17s for the same patient ID Re-attending within 3 months - Adults	1	23	4.3%	15.7%	16.6%	15.4%
% of FP17s for the same patient ID Re-attending between 3 & 9 months - Children	32	49	65.3%	48.8%	48.8%	58.9%
% of FP17s for the same patient ID Re-attending between 3 & 9 months - Adults	9	23	39.1%	38.6%	39.3%	51.6%
% of FP17s for Band 1 Urgent Courses	0	43	0.0%	11.0%	10.6%	8.9%
% of FP17s Relating to Free Repair or Replacements	0	43	0.0%	0.5%	0.5%	0.8%
% of FP17s Relating to Continuations	0	43	0.0%	0.5%	0.7%	0.9%
% of Patients satisfied with the dentistry they have received	0	0	N/A	88.4%	90.4%	93.2%
% of Patients satisfied with the time they had to wait for an appointment	0	0	N/A	83.8%	85.3%	88.8%

* This is based on patients treated on this contract for their most recent course of treatment. Figures in italics indicate the base number of FP17s or Patient Questionnaire responses are less than 100. N/A is shown where the base number of responses is less than 10 during the period. % is calculated as Quantity/Base number*100

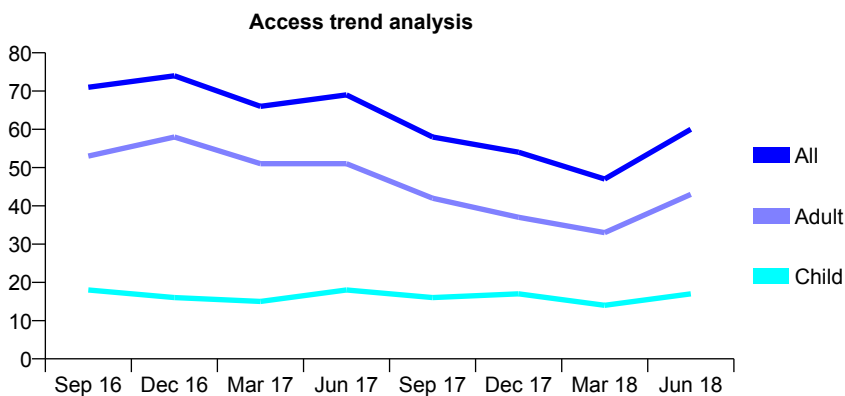
Q62 - Vital Signs At a Glance Contract Report for 558834/0002 - June 2018

Name or company name	MR SG RADIA
Contract type name	GDS Contract
Purpose of contract	General
Contract start date	22/04/2010
Contract end date	

18/19 Contracted general activity (UDA)	228
Carry forward general activity (UDA)	0
18/19 Contracted orthodontic activity (UOA)	0
Carry forward orthodontic activity (UOA)	0
Baseline contract value	£6,248.86

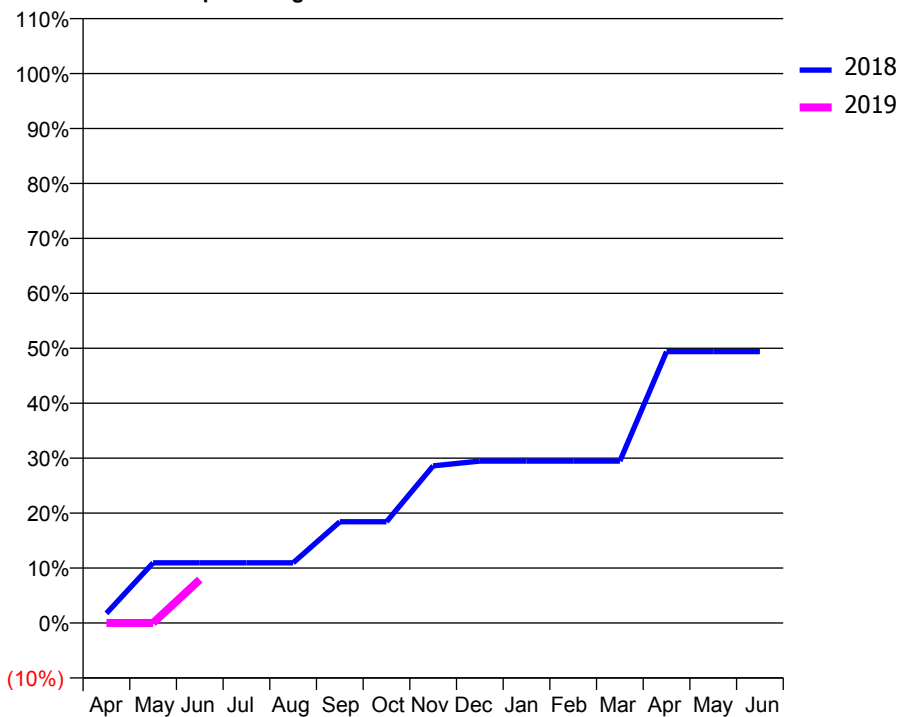
ACCESS*

Patients seen in 24 months	Total	Change since previous quarter
Quarter ending June 2017	69	
Quarter ending September 2017	58	↓
Quarter ending December 2017	54	↓
Quarter ending March 2018	47	↓
Quarter ending June 2018	60	↑
Variance since June 2017	(13.0%)	↓



ACTIVITY

Cumulative percentage of contracted UDA delivered 2018 & 2019



Adjusted Scheduled Activity (UDA)

Month	2018	2019
April	4	0
May	25	0
June	25	18
July	25	
August	25	
September	42	
October	42	
November	65	
December	67	
January	67	
February	67	
March	67	
April	113	
May	113	
June	113	

QUALITY

	Quantity	Base Number	Contract	AT	Region	England
% of FP17s for the same patient ID Re-attending within 3 months - Children	0	7	0.0%	9.9%	11.5%	11.5%
% of FP17s for the same patient ID Re-attending within 3 months - Adults	0	23	0.0%	15.7%	16.6%	15.4%
% of FP17s for the same patient ID Re-attending between 3 & 9 months - Children	1	7	14.3%	48.8%	48.8%	58.9%
% of FP17s for the same patient ID Re-attending between 3 & 9 months - Adults	3	23	13.0%	38.6%	39.3%	51.6%
% of FP17s for Band 1 Urgent Courses	0	10	0.0%	11.0%	10.6%	8.9%
% of FP17s Relating to Free Repair or Replacements	0	10	0.0%	0.5%	0.5%	0.8%
% of FP17s Relating to Continuations	0	10	0.0%	0.5%	0.7%	0.9%
% of Patients satisfied with the dentistry they have received	0	0	N/A	88.4%	90.4%	93.2%
% of Patients satisfied with the time they had to wait for an appointment	0	0	N/A	83.8%	85.3%	88.8%

* This is based on patients treated on this contract for their most recent course of treatment. Figures in italics indicate the base number of FP17s or Patient Questionnaire responses are less than 100. N/A is shown where the base number of responses is less than 10 during the period. % is calculated as Quantity/Base number*100

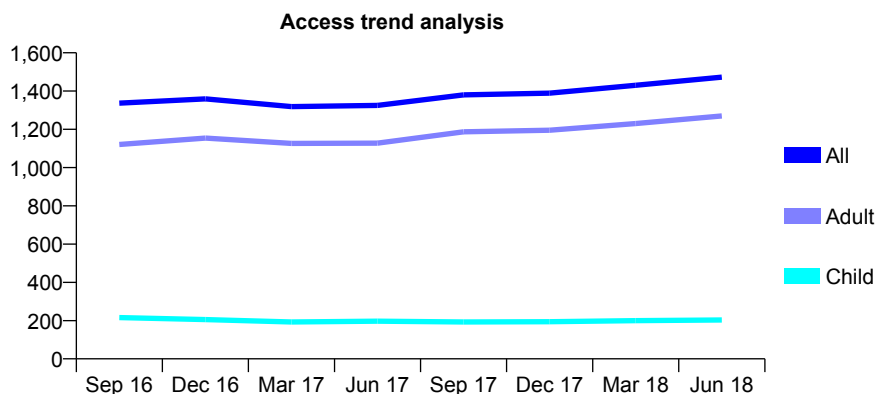
Q62 - Vital Signs At a Glance Contract Report for 559741/0002 - June 2018

Name or company name	R Dattani
Contract type name	GDS Contract
Purpose of contract	General
Contract start date	01/08/2006
Contract end date	

18/19 Contracted general activity (UDA)	4,829
Carry forward general activity (UDA)	0
18/19 Contracted orthodontic activity (UOA)	0
Carry forward orthodontic activity (UOA)	0
Baseline contract value	£126,037.22

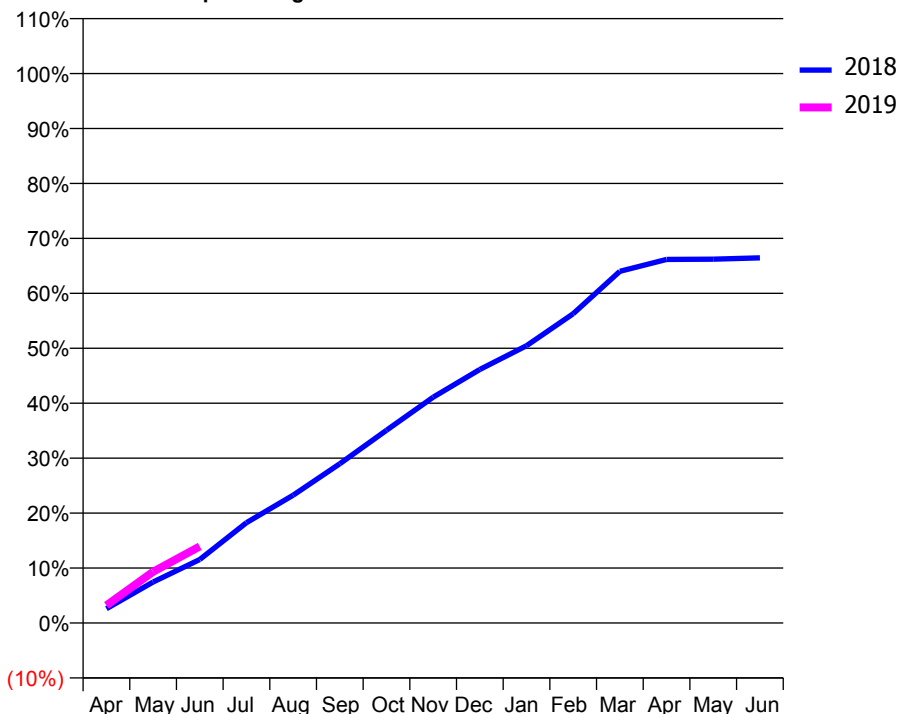
ACCESS*

Patients seen in 24 months	Total	Change since previous quarter
Quarter ending June 2017	1,325	
Quarter ending September 2017	1,380	↑
Quarter ending December 2017	1,389	→
Quarter ending March 2018	1,430	↑
Quarter ending June 2018	1,473	↑
Variance since June 2017	11.2%	↑



ACTIVITY

Cumulative percentage of contracted UDA delivered 2018 & 2019



Adjusted Scheduled Activity (UDA)

Month	2018	2019
April	126	155
May	361	451
June	559	674
July	882	
August	1,123	
September	1,399	
October	1,694	
November	1,985	
December	2,228	
January	2,437	
February	2,718	
March	3,090	
April	3,195	
May	3,198	
June	3,210	

QUALITY

	Quantity	Base Number	Contract	AT	Region	England
% of FP17s for the same patient ID Re-attending within 3 months - Children	4	58	6.9%	9.9%	11.5%	11.5%
% of FP17s for the same patient ID Re-attending within 3 months - Adults	27	322	8.4%	15.7%	16.6%	15.4%
% of FP17s for the same patient ID Re-attending between 3 & 9 months - Children	22	58	37.9%	48.8%	48.8%	58.9%
% of FP17s for the same patient ID Re-attending between 3 & 9 months - Adults	82	322	25.5%	38.6%	39.3%	51.6%
% of FP17s for Band 1 Urgent Courses	39	322	12.1%	11.0%	10.6%	8.9%
% of FP17s Relating to Free Repair or Replacements	2	322	0.6%	0.5%	0.5%	0.8%
% of FP17s Relating to Continuations	1	322	0.3%	0.5%	0.7%	0.9%
% of Patients satisfied with the dentistry they have received	0	0	N/A	88.4%	90.4%	93.2%
% of Patients satisfied with the time they had to wait for an appointment	0	0	N/A	83.8%	85.3%	88.8%

* This is based on patients treated on this contract for their most recent course of treatment. Figures in italics indicate the base number of FP17s or Patient Questionnaire responses are less than 100. N/A is shown where the base number of responses is less than 10 during the period. % is calculated as Quantity/Base number*100

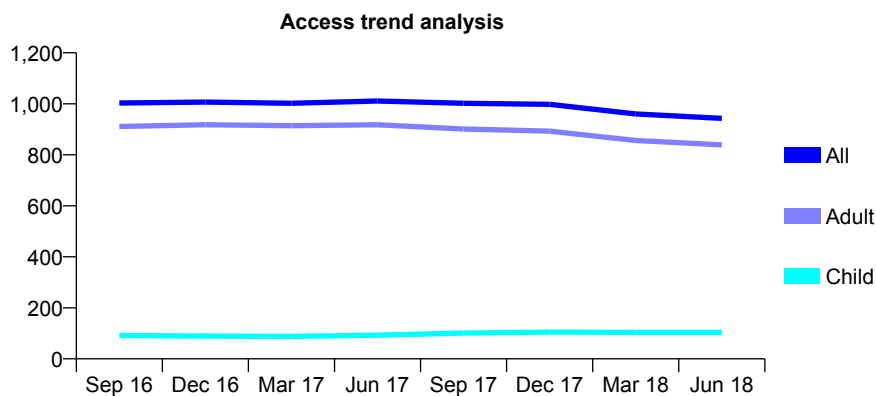
Q62 - Vital Signs At a Glance Contract Report for 567329/0002 - June 2018

Name or company name	MR WH LEE
Contract type name	GDS Contract
Purpose of contract	General
Contract start date	04/04/2007
Contract end date	

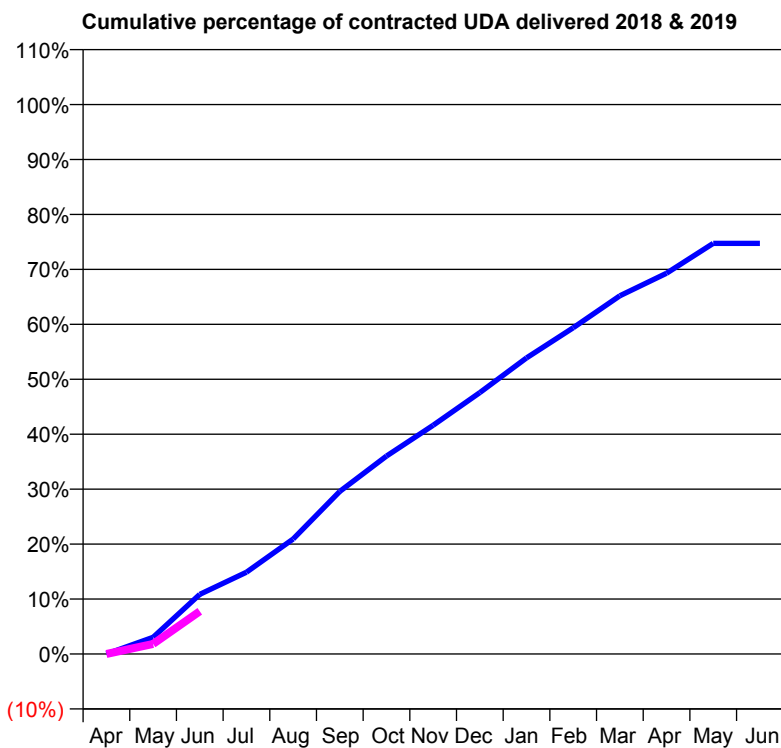
18/19 Contracted general activity (UDA)	5,024
Carry forward general activity (UDA)	0
18/19 Contracted orthodontic activity (UOA)	0
Carry forward orthodontic activity (UOA)	0
Baseline contract value	£132,356.95

ACCESS*

Patients seen in 24 months	Total	Change since previous quarter
Quarter ending June 2017	1,011	
Quarter ending September 2017	1,002	→
Quarter ending December 2017	998	→
Quarter ending March 2018	960	↓
Quarter ending June 2018	943	↓
Variance since June 2017	(6.7%)	↓



ACTIVITY



Month	Adjusted Scheduled Activity (UDA)	
	2018	2019
April	0	0
May	153	92
June	546	391
July	748	
August	1,052	
September	1,486	
October	1,810	
November	2,092	
December	2,390	
January	2,707	
February	2,983	
March	3,275	
April	3,481	
May	3,754	
June	3,754	

QUALITY

	Quantity	Base Number	Contract	AT	Region	England
% of FP17s for the same patient ID Re-attending within 3 months - Children	1	9	11.1%	9.9%	11.5%	11.5%
% of FP17s for the same patient ID Re-attending within 3 months - Adults	10	143	7.0%	15.7%	16.6%	15.4%
% of FP17s for the same patient ID Re-attending between 3 & 9 months - Children	1	9	11.1%	48.8%	48.8%	58.9%
% of FP17s for the same patient ID Re-attending between 3 & 9 months - Adults	33	143	23.1%	38.6%	39.3%	51.6%
% of FP17s for Band 1 Urgent Courses	3	77	3.9%	11.0%	10.6%	8.9%
% of FP17s Relating to Free Repair or Replacements	0	77	0.0%	0.5%	0.5%	0.8%
% of FP17s Relating to Continuations	1	77	1.3%	0.5%	0.7%	0.9%
% of Patients satisfied with the dentistry they have received	0	0	N/A	88.4%	90.4%	93.2%
% of Patients satisfied with the time they had to wait for an appointment	0	0	N/A	83.8%	85.3%	88.8%

* This is based on patients treated on this contract for their most recent course of treatment. Figures in italics indicate the base number of FP17s or Patient Questionnaire responses are less than 100. N/A is shown where the base number of responses is less than 10 during the period. % is calculated as Quantity/Base number*100

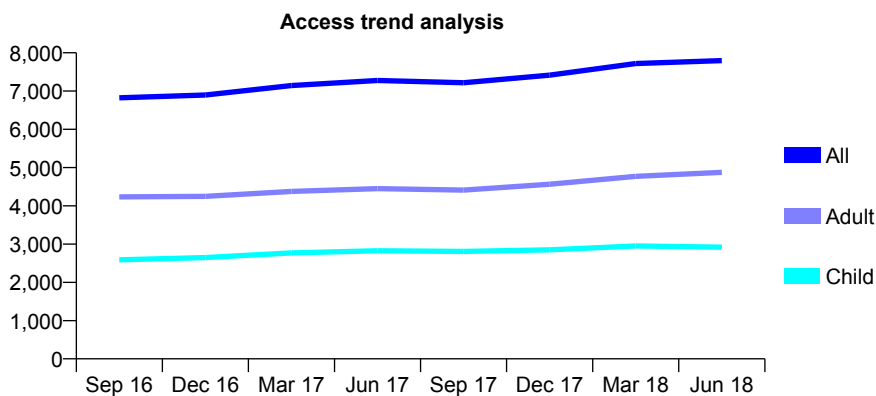
Q62 - Vital Signs At a Glance Contract Report for 568821/0001 - June 2018

Name or company name	MR BK VEKARIA
Contract type name	GDS Contract
Purpose of contract	General
Contract start date	01/04/2006
Contract end date	

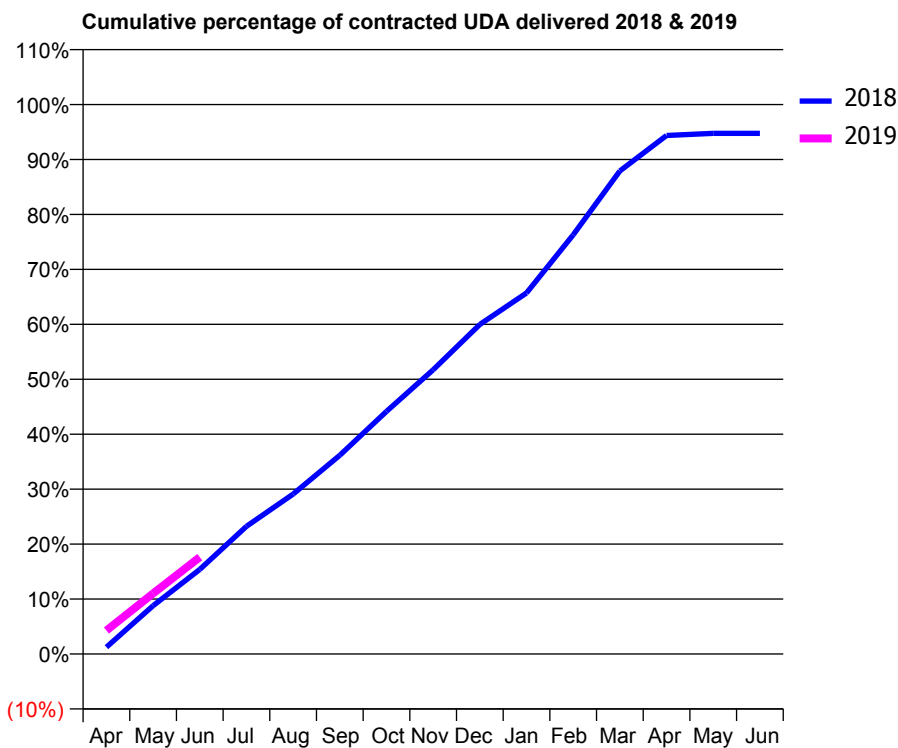
18/19 Contracted general activity (UDA)	25,725
Carry forward general activity (UDA)	0
18/19 Contracted orthodontic activity (UOA)	0
Carry forward orthodontic activity (UOA)	0
Baseline contract value	£892,872.91

ACCESS*

Patients seen in 24 months	Total	Change since previous quarter
Quarter ending June 2017	7,277	
Quarter ending September 2017	7,219	→
Quarter ending December 2017	7,416	↑
Quarter ending March 2018	7,721	↑
Quarter ending June 2018	7,795	→
Variance since June 2017	7.1%	↑



ACTIVITY



Adjusted Scheduled Activity (UDA)		
Month	2018	2019
April	324	1,102
May	2,265	2,836
June	3,960	4,538
July	5,980	
August	7,487	
September	9,304	
October	11,359	
November	13,307	
December	15,432	
January	16,904	
February	19,621	
March	22,613	
April	24,276	
May	24,377	
June	24,375	

QUALITY

	Quantity	Base Number	Contract	AT	Region	England
% of FP17s for the same patient ID Re-attending within 3 months - Children	72	764	9.4%	9.9%	11.5%	11.5%
% of FP17s for the same patient ID Re-attending within 3 months - Adults	193	1,269	15.2%	15.7%	16.6%	15.4%
% of FP17s for the same patient ID Re-attending between 3 & 9 months - Children	265	764	34.7%	48.8%	48.8%	58.9%
% of FP17s for the same patient ID Re-attending between 3 & 9 months - Adults	374	1,269	29.5%	38.6%	39.3%	51.6%
% of FP17s for Band 1 Urgent Courses	238	1,641	14.5%	11.0%	10.6%	8.9%
% of FP17s Relating to Free Repair or Replacements	9	1,641	0.5%	0.5%	0.5%	0.8%
% of FP17s Relating to Continuations	2	1,641	0.1%	0.5%	0.7%	0.9%
% of Patients satisfied with the dentistry they have received	2	2	N/A	88.4%	90.4%	93.2%
% of Patients satisfied with the time they had to wait for an appointment	1	2	N/A	83.8%	85.3%	88.8%

* This is based on patients treated on this contract for their most recent course of treatment. Figures in italics indicate the base number of FP17s or Patient Questionnaire responses are less than 100. N/A is shown where the base number of responses is less than 10 during the period. % is calculated as Quantity/Base number*100

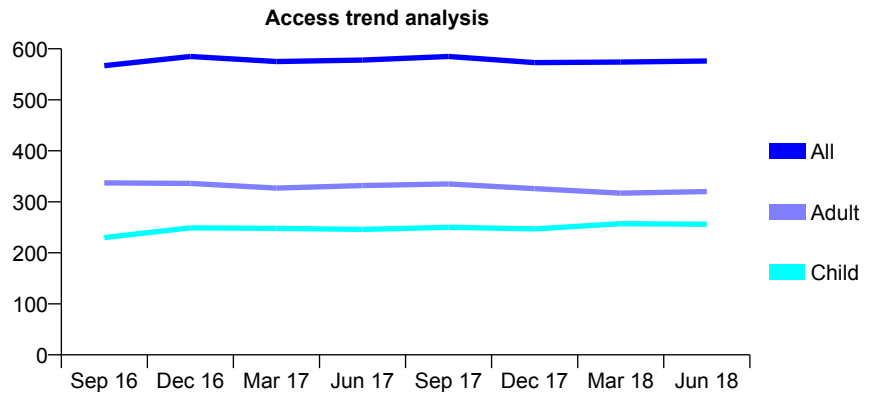
Q62 - Vital Signs At a Glance Contract Report for 570559/0001 - June 2018

Name or company name	MR Q MANJI
Contract type name	GDS Contract
Purpose of contract	General
Contract start date	01/04/2006
Contract end date	

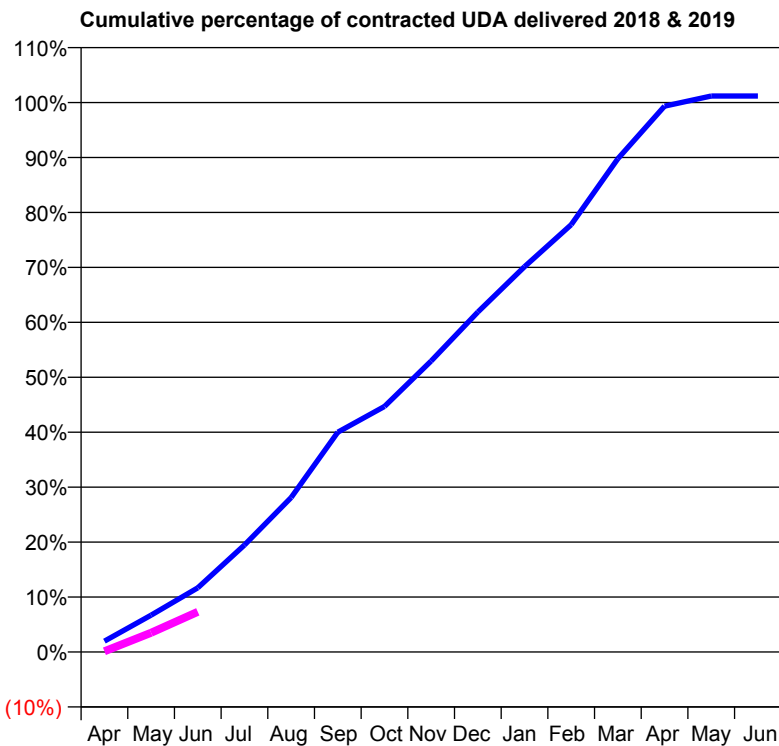
18/19 Contracted general activity (UDA)	1,521
Carry forward general activity (UDA)	0
18/19 Contracted orthodontic activity (UOA)	0
Carry forward orthodontic activity (UOA)	0
Baseline contract value	£61,963.33

ACCESS*

Patients seen in 24 months	Total	Change since previous quarter
Quarter ending June 2017	578	
Quarter ending September 2017	585	→
Quarter ending December 2017	573	↓
Quarter ending March 2018	574	→
Quarter ending June 2018	576	→
Variance since June 2017	(0.3%)	→



ACTIVITY



Month	Adjusted Scheduled Activity (UDA)	
	2018	2019
April	30	2
May	102	53
June	178	111
July	296	
August	428	
September	608	
October	680	
November	805	
December	941	
January	1,066	
February	1,183	
March	1,366	
April	1,511	
May	1,539	
June	1,539	

QUALITY

	Quantity	Base Number	Contract	AT	Region	England
% of FP17s for the same patient ID Re-attending within 3 months - Children	0	39	0.0%	9.9%	11.5%	11.5%
% of FP17s for the same patient ID Re-attending within 3 months - Adults	5	57	8.8%	15.7%	16.6%	15.4%
% of FP17s for the same patient ID Re-attending between 3 & 9 months - Children	13	39	33.3%	48.8%	48.8%	58.9%
% of FP17s for the same patient ID Re-attending between 3 & 9 months - Adults	23	57	40.4%	38.6%	39.3%	51.6%
% of FP17s for Band 1 Urgent Courses	2	59	3.4%	11.0%	10.6%	8.9%
% of FP17s Relating to Free Repair or Replacements	0	59	0.0%	0.5%	0.5%	0.8%
% of FP17s Relating to Continuations	0	59	0.0%	0.5%	0.7%	0.9%
% of Patients satisfied with the dentistry they have received	0	0	N/A	88.4%	90.4%	93.2%
% of Patients satisfied with the time they had to wait for an appointment	0	0	N/A	83.8%	85.3%	88.8%

* This is based on patients treated on this contract for their most recent course of treatment. Figures in italics indicate the base number of FP17s or Patient Questionnaire responses are less than 100. N/A is shown where the base number of responses is less than 10 during the period. % is calculated as Quantity/Base number*100

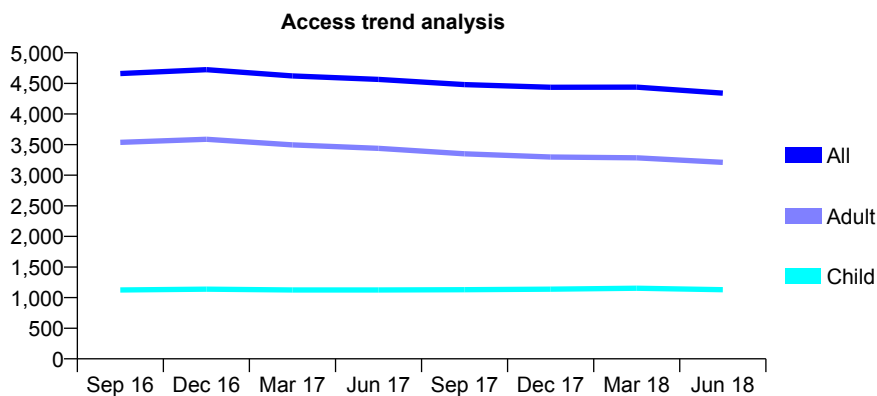
Q62 - Vital Signs At a Glance Contract Report for 571636/0001 - June 2018

Name or company name	MRS N SACOOR
Contract type name	GDS Contract
Purpose of contract	General
Contract start date	01/04/2006
Contract end date	

18/19 Contracted general activity (UDA)	14,033
Carry forward general activity (UDA)	0
18/19 Contracted orthodontic activity (UOA)	0
Carry forward orthodontic activity (UOA)	0
Baseline contract value	£388,826.13

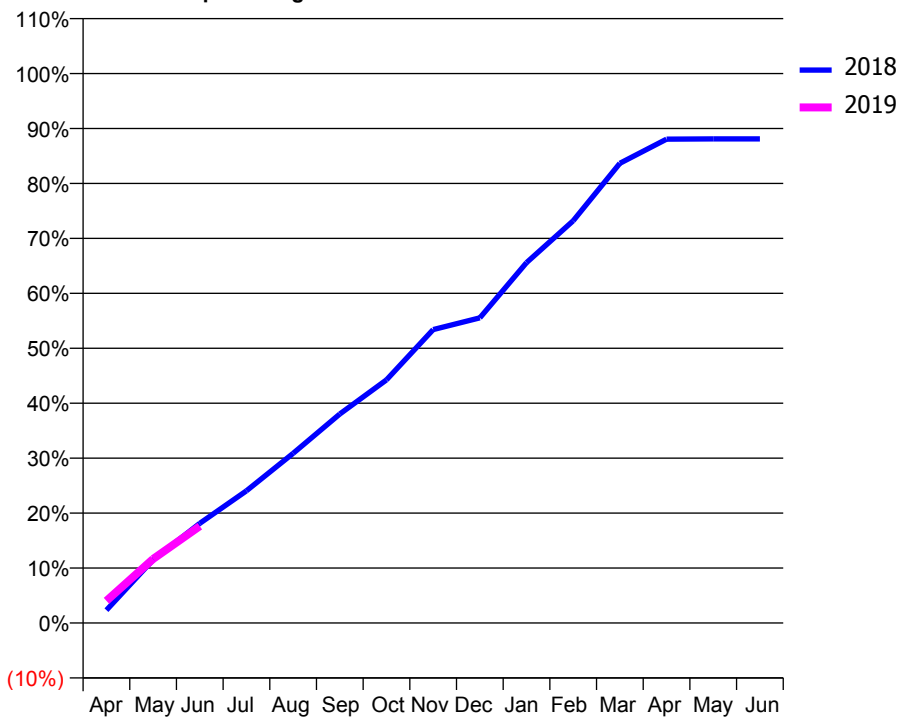
ACCESS*

Patients seen in 24 months	Total	Change since previous quarter
Quarter ending June 2017	4,565	
Quarter ending September 2017	4,480	↓
Quarter ending December 2017	4,436	→
Quarter ending March 2018	4,438	→
Quarter ending June 2018	4,340	↓
Variance since June 2017	(4.9%)	↓



ACTIVITY

Cumulative percentage of contracted UDA delivered 2018 & 2019



Adjusted Scheduled Activity (UDA)

Month	2018	2019
April	329	567
May	1,616	1,635
June	2,546	2,473
July	3,378	
August	4,335	
September	5,338	
October	6,209	
November	7,495	
December	7,795	
January	9,203	
February	10,272	
March	11,741	
April	12,357	
May	12,363	
June	12,364	

QUALITY

	Quantity	Base Number	Contract	AT	Region	England
% of FP17s for the same patient ID Re-attending within 3 months - Children	21	331	6.3%	9.9%	11.5%	11.5%
% of FP17s for the same patient ID Re-attending within 3 months - Adults	114	745	15.3%	15.7%	16.6%	15.4%
% of FP17s for the same patient ID Re-attending between 3 & 9 months - Children	157	331	47.4%	48.8%	48.8%	58.9%
% of FP17s for the same patient ID Re-attending between 3 & 9 months - Adults	294	745	39.5%	38.6%	39.3%	51.6%
% of FP17s for Band 1 Urgent Courses	63	870	7.2%	11.0%	10.6%	8.9%
% of FP17s Relating to Free Repair or Replacements	2	870	0.2%	0.5%	0.5%	0.8%
% of FP17s Relating to Continuations	17	870	2.0%	0.5%	0.7%	0.9%
% of Patients satisfied with the dentistry they have received	1	2	N/A	88.4%	90.4%	93.2%
% of Patients satisfied with the time they had to wait for an appointment	2	2	N/A	83.8%	85.3%	88.8%

* This is based on patients treated on this contract for their most recent course of treatment. Figures in italics indicate the base number of FP17s or Patient Questionnaire responses are less than 100. N/A is shown where the base number of responses is less than 10 during the period. % is calculated as Quantity/Base number*100

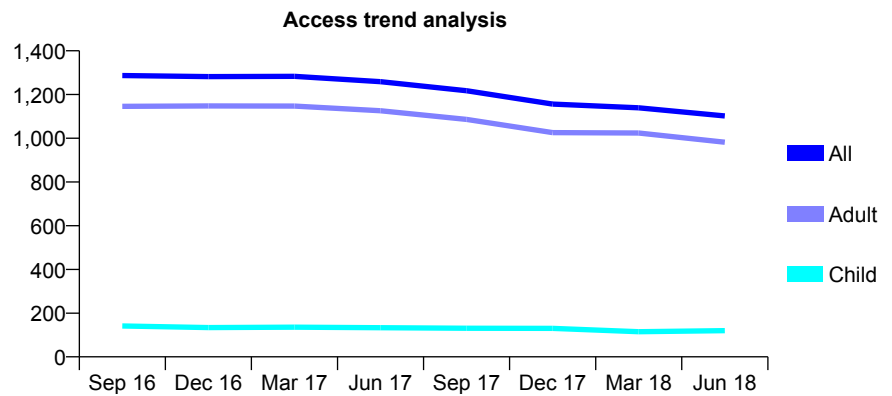
Q62 - Vital Signs At a Glance Contract Report for 572802/0001 - June 2018

Name or company name	MR JU SHAH
Contract type name	GDS Contract
Purpose of contract	General
Contract start date	01/04/2006
Contract end date	

18/19 Contracted general activity (UDA)	5,669
Carry forward general activity (UDA)	0
18/19 Contracted orthodontic activity (UOA)	0
Carry forward orthodontic activity (UOA)	0
Baseline contract value	£167,954.38

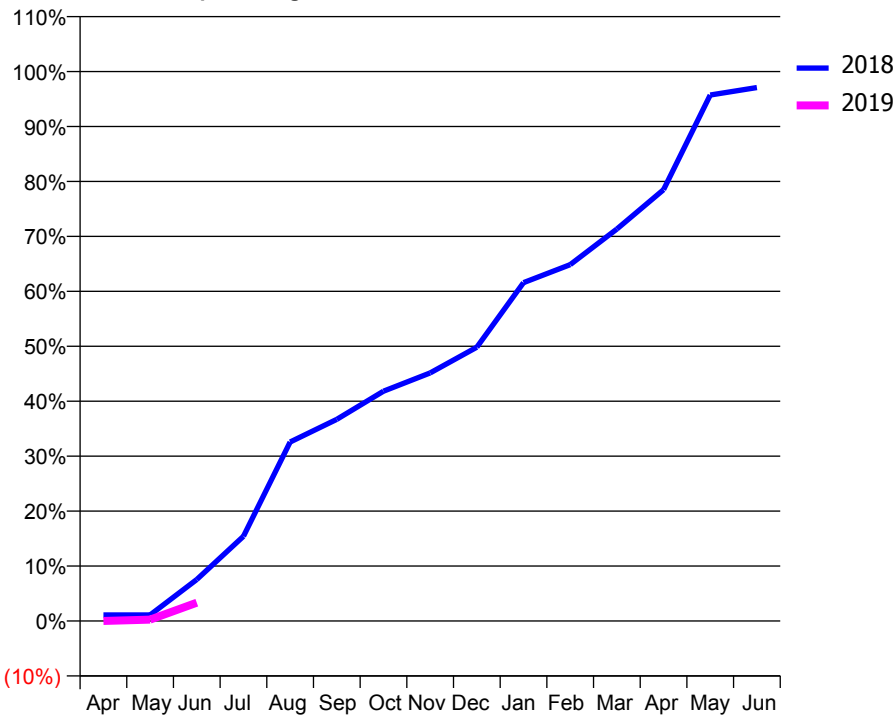
ACCESS*

Patients seen in 24 months	Total	Change since previous quarter
Quarter ending June 2017	1,259	
Quarter ending September 2017	1,217	↓
Quarter ending December 2017	1,156	↓
Quarter ending March 2018	1,139	↓
Quarter ending June 2018	1,102	↓
Variance since June 2017	(12.5%)	↓



ACTIVITY

Cumulative percentage of contracted UDA delivered 2018 & 2019



Month	Adjusted Scheduled Activity (UDA)	
	2018	2019
April	62	0
May	62	15
June	428	190
July	874	
August	1,847	
September	2,080	
October	2,370	
November	2,560	
December	2,826	
January	3,490	
February	3,676	
March	4,044	
April	4,450	
May	5,426	
June	5,503	

QUALITY

	Quantity	Base Number	Contract	AT	Region	England
% of FP17s for the same patient ID Re-attending within 3 months - Children	6	34	17.6%	9.9%	11.5%	11.5%
% of FP17s for the same patient ID Re-attending within 3 months - Adults	46	286	16.1%	15.7%	16.6%	15.4%
% of FP17s for the same patient ID Re-attending between 3 & 9 months - Children	8	34	23.5%	48.8%	48.8%	58.9%
% of FP17s for the same patient ID Re-attending between 3 & 9 months - Adults	122	286	42.7%	38.6%	39.3%	51.6%
% of FP17s for Band 1 Urgent Courses	6	71	8.5%	11.0%	10.6%	8.9%
% of FP17s Relating to Free Repair or Replacements	3	71	4.2%	0.5%	0.5%	0.8%
% of FP17s Relating to Continuations	0	71	0.0%	0.5%	0.7%	0.9%
% of Patients satisfied with the dentistry they have received	7	9	N/A	88.4%	90.4%	93.2%
% of Patients satisfied with the time they had to wait for an appointment	7	9	N/A	83.8%	85.3%	88.8%

* This is based on patients treated on this contract for their most recent course of treatment. Figures in italics indicate the base number of FP17s or Patient Questionnaire responses are less than 100. N/A is shown where the base number of responses is less than 10 during the period. % is calculated as Quantity/Base number*100

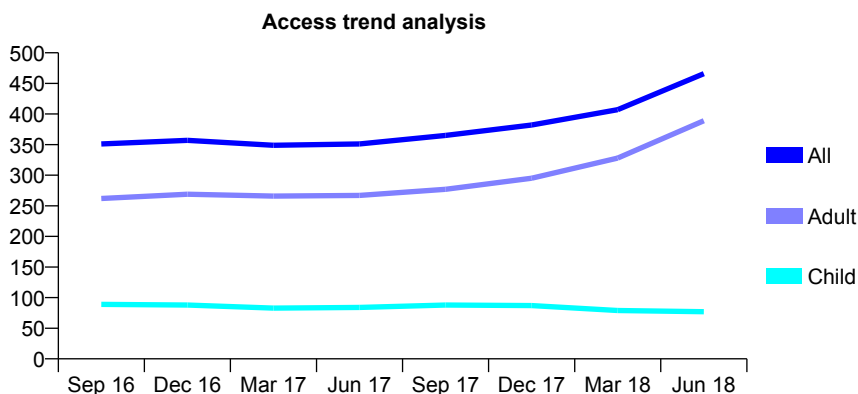
Q62 - Vital Signs At a Glance Contract Report for 572888/0002 - June 2018

Name or company name	Mr Rajesh Gogna and Mr Shahin Attariani
Contract type name	GDS Contract
Purpose of contract	General
Contract start date	01/04/2006
Contract end date	

18/19 Contracted general activity (UDA)	997
Carry forward general activity (UDA)	0
18/19 Contracted orthodontic activity (UOA)	0
Carry forward orthodontic activity (UOA)	0
Baseline contract value	£24,904.11

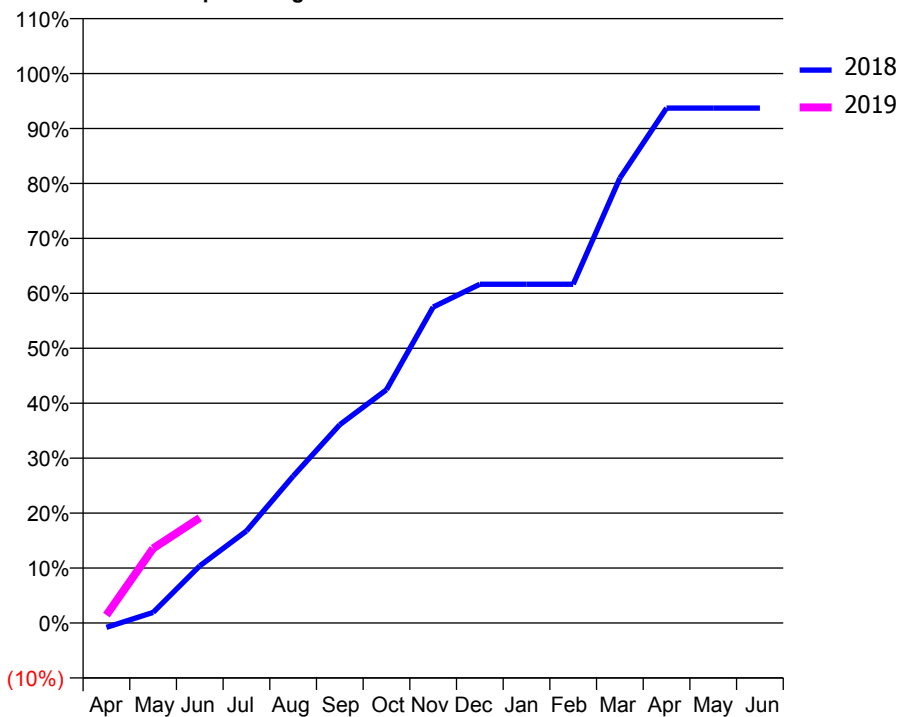
ACCESS*

Patients seen in 24 months	Total	Change since previous quarter
Quarter ending June 2017	351	
Quarter ending September 2017	365	↑
Quarter ending December 2017	382	↑
Quarter ending March 2018	407	↑
Quarter ending June 2018	466	↑
Variance since June 2017	32.8%	↑



ACTIVITY

Cumulative percentage of contracted UDA delivered 2018 & 2019



Month	Adjusted Scheduled Activity (UDA)	
	2018	2019
April	-8	14
May	19	135
June	104	191
July	167	
August	266	
September	360	
October	423	
November	573	
December	615	
January	615	
February	615	
March	807	
April	934	
May	934	
June	934	

QUALITY

	Quantity	Base Number	Contract	AT	Region	England
% of FP17s for the same patient ID Re-attending within 3 months - Children	0	9	0.0%	9.9%	11.5%	11.5%
% of FP17s for the same patient ID Re-attending within 3 months - Adults	1	110	0.9%	15.7%	16.6%	15.4%
% of FP17s for the same patient ID Re-attending between 3 & 9 months - Children	0	9	0.0%	48.8%	48.8%	58.9%
% of FP17s for the same patient ID Re-attending between 3 & 9 months - Adults	6	110	5.5%	38.6%	39.3%	51.6%
% of FP17s for Band 1 Urgent Courses	4	83	4.8%	11.0%	10.6%	8.9%
% of FP17s Relating to Free Repair or Replacements	0	83	0.0%	0.5%	0.5%	0.8%
% of FP17s Relating to Continuations	0	83	0.0%	0.5%	0.7%	0.9%
% of Patients satisfied with the dentistry they have received	0	0	N/A	88.4%	90.4%	93.2%
% of Patients satisfied with the time they had to wait for an appointment	0	0	N/A	83.8%	85.3%	88.8%

* This is based on patients treated on this contract for their most recent course of treatment. Figures in italics indicate the base number of FP17s or Patient Questionnaire responses are less than 100. N/A is shown where the base number of responses is less than 10 during the period. % is calculated as Quantity/Base number*100

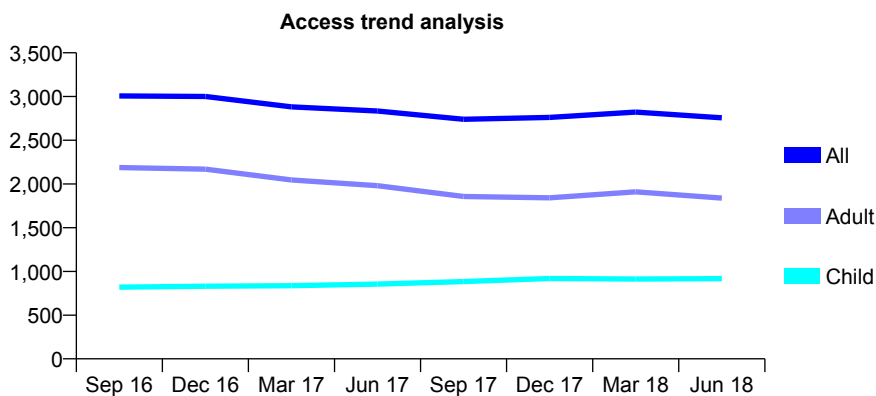
Q62 - Vital Signs At a Glance Contract Report for 573051/0001 - June 2018

Name or company name	MR R MAJITHIA
Contract type name	GDS Contract
Purpose of contract	General
Contract start date	01/04/2006
Contract end date	

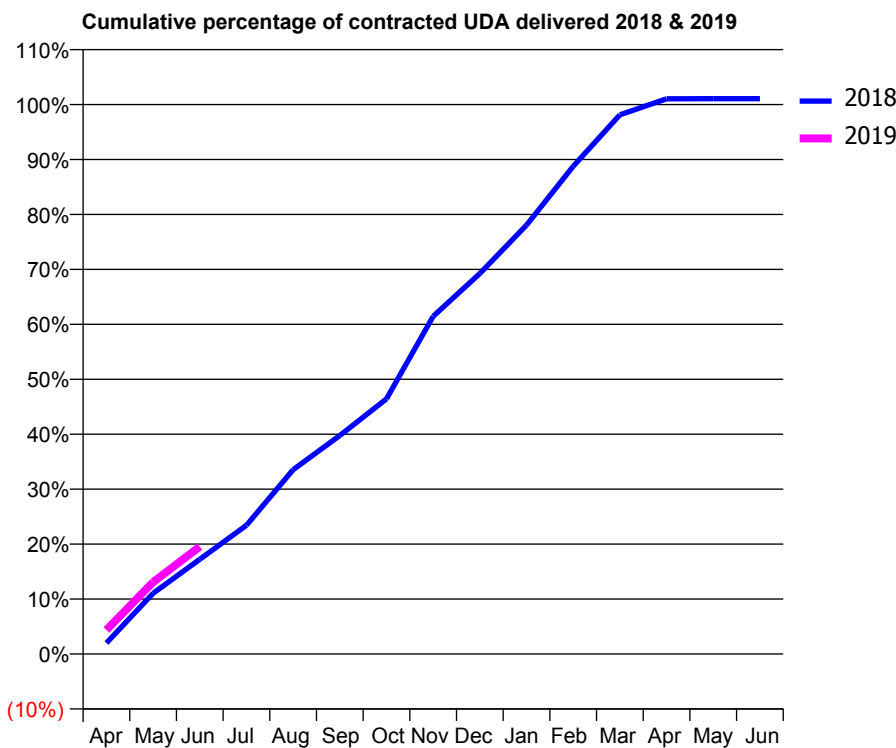
18/19 Contracted general activity (UDA)	6,745
Carry forward general activity (UDA)	0
18/19 Contracted orthodontic activity (UOA)	0
Carry forward orthodontic activity (UOA)	0
Baseline contract value	£166,221.26

ACCESS*

Patients seen in 24 months	Total	Change since previous quarter
Quarter ending June 2017	2,835	
Quarter ending September 2017	2,740	↓
Quarter ending December 2017	2,761	→
Quarter ending March 2018	2,822	↑
Quarter ending June 2018	2,756	↓
Variance since June 2017	(2.8%)	↓



ACTIVITY



Month	Adjusted Scheduled Activity (UDA)	
	2018	2019
April	135	296
May	745	882
June	1,163	1,318
July	1,581	
August	2,263	
September	2,682	
October	3,132	
November	4,145	
December	4,670	
January	5,265	
February	5,987	
March	6,619	
April	6,815	
May	6,817	
June	6,817	

QUALITY

	Quantity	Base Number	Contract	AT	Region	England
% of FP17s for the same patient ID Re-attending within 3 months - Children	18	248	7.3%	9.9%	11.5%	11.5%
% of FP17s for the same patient ID Re-attending within 3 months - Adults	59	412	14.3%	15.7%	16.6%	15.4%
% of FP17s for the same patient ID Re-attending between 3 & 9 months - Children	97	248	39.1%	48.8%	48.8%	58.9%
% of FP17s for the same patient ID Re-attending between 3 & 9 months - Adults	125	412	30.3%	38.6%	39.3%	51.6%
% of FP17s for Band 1 Urgent Courses	56	578	9.7%	11.0%	10.6%	8.9%
% of FP17s Relating to Free Repair or Replacements	1	578	0.2%	0.5%	0.5%	0.8%
% of FP17s Relating to Continuations	3	578	0.5%	0.5%	0.7%	0.9%
% of Patients satisfied with the dentistry they have received	2	2	N/A	88.4%	90.4%	93.2%
% of Patients satisfied with the time they had to wait for an appointment	2	2	N/A	83.8%	85.3%	88.8%

* This is based on patients treated on this contract for their most recent course of treatment. Figures in italics indicate the base number of FP17s or Patient Questionnaire responses are less than 100. N/A is shown where the base number of responses is less than 10 during the period. % is calculated as Quantity/Base number*100

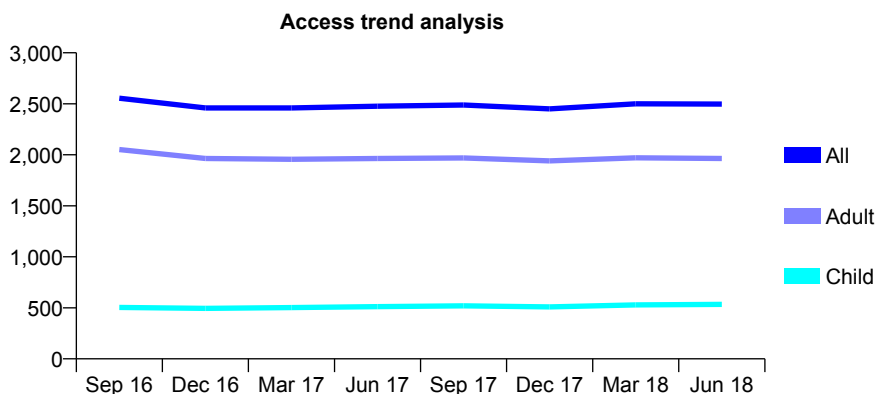
Q62 - Vital Signs At a Glance Contract Report for 574538/0001 - June 2018

Name or company name	MR HM PATEL
Contract type name	GDS Contract
Purpose of contract	General
Contract start date	01/04/2006
Contract end date	

18/19 Contracted general activity (UDA)	6,092
Carry forward general activity (UDA)	0
18/19 Contracted orthodontic activity (UOA)	0
Carry forward orthodontic activity (UOA)	0
Baseline contract value	£184,447.76

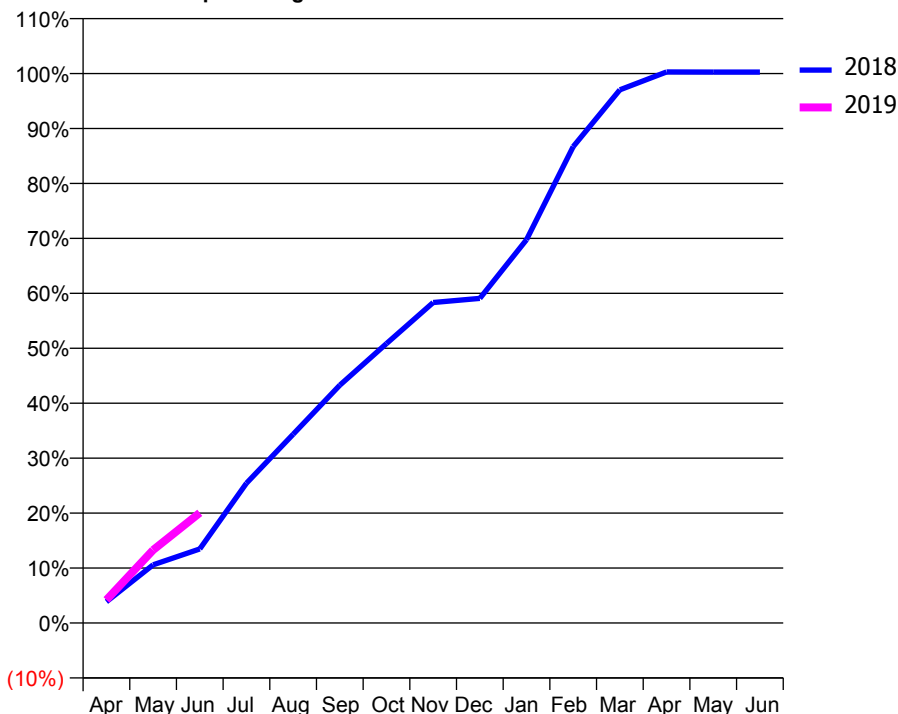
ACCESS*

Patients seen in 24 months	Total	Change since previous quarter
Quarter ending June 2017	2,476	
Quarter ending September 2017	2,488	→
Quarter ending December 2017	2,450	↓
Quarter ending March 2018	2,500	↑
Quarter ending June 2018	2,498	→
Variance since June 2017	0.9%	→



ACTIVITY

Cumulative percentage of contracted UDA delivered 2018 & 2019



Adjusted Scheduled Activity (UDA)

Month	2018	2019
April	236	256
May	645	810
June	821	1,222
July	1,550	
August	2,093	
September	2,636	
October	3,097	
November	3,553	
December	3,600	
January	4,249	
February	5,282	
March	5,911	
April	6,109	
May	6,108	
June	6,108	

QUALITY

	Quantity	Base Number	Contract	AT	Region	England
% of FP17s for the same patient ID Re-attending within 3 months - Children	29	212	13.7%	9.9%	11.5%	11.5%
% of FP17s for the same patient ID Re-attending within 3 months - Adults	86	632	13.6%	15.7%	16.6%	15.4%
% of FP17s for the same patient ID Re-attending between 3 & 9 months - Children	112	212	52.8%	48.8%	48.8%	58.9%
% of FP17s for the same patient ID Re-attending between 3 & 9 months - Adults	288	632	45.6%	38.6%	39.3%	51.6%
% of FP17s for Band 1 Urgent Courses	74	624	11.9%	11.0%	10.6%	8.9%
% of FP17s Relating to Free Repair or Replacements	4	624	0.6%	0.5%	0.5%	0.8%
% of FP17s Relating to Continuations	1	624	0.2%	0.5%	0.7%	0.9%
% of Patients satisfied with the dentistry they have received	1	1	N/A	88.4%	90.4%	93.2%
% of Patients satisfied with the time they had to wait for an appointment	1	1	N/A	83.8%	85.3%	88.8%

* This is based on patients treated on this contract for their most recent course of treatment. Figures in italics indicate the base number of FP17s or Patient Questionnaire responses are less than 100. N/A is shown where the base number of responses is less than 10 during the period. % is calculated as Quantity/Base number*100

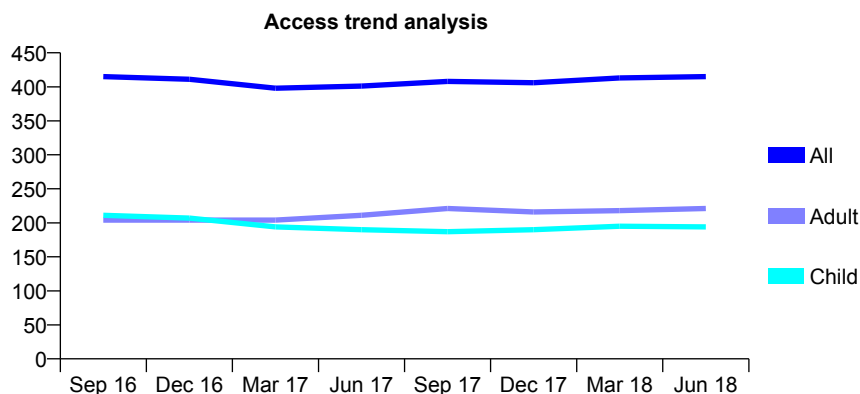
Q62 - Vital Signs At a Glance Contract Report for 575674/0001 - June 2018

Name or company name	MR K MEHTA
Contract type name	GDS Contract
Purpose of contract	General
Contract start date	01/04/2006
Contract end date	

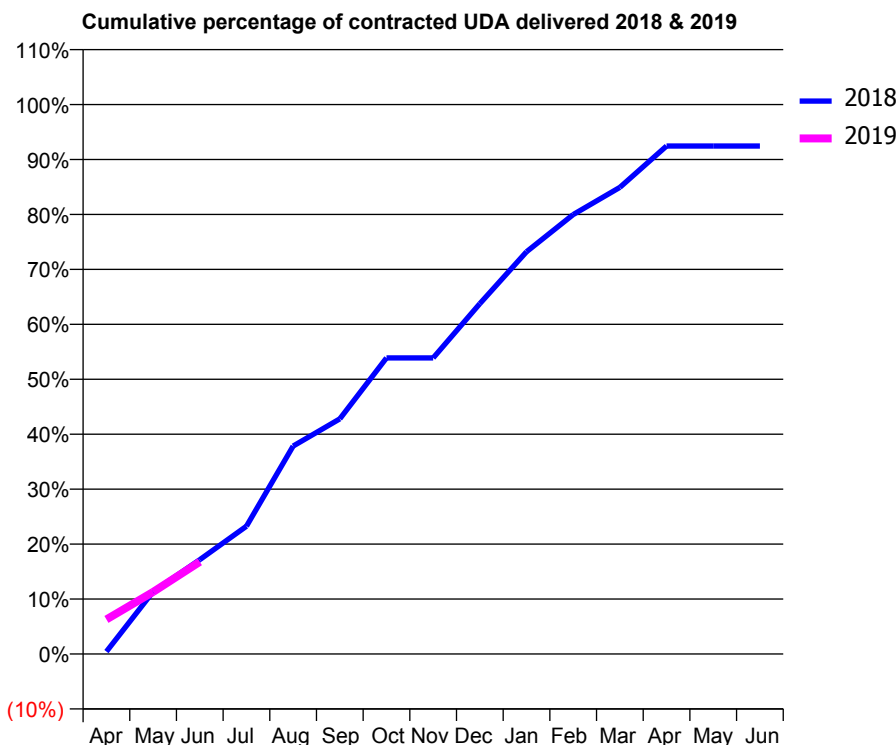
18/19 Contracted general activity (UDA)	875
Carry forward general activity (UDA)	0
18/19 Contracted orthodontic activity (UOA)	0
Carry forward orthodontic activity (UOA)	0
Baseline contract value	£20,037.17

ACCESS*

Patients seen in 24 months	Total	Change since previous quarter
Quarter ending June 2017	401	
Quarter ending September 2017	408	→
Quarter ending December 2017	406	→
Quarter ending March 2018	413	→
Quarter ending June 2018	415	→
Variance since June 2017	3.5%	↑



ACTIVITY



Adjusted Scheduled Activity (UDA)		
Month	2018	2019
April	4	55
May	99	99
June	150	147
July	204	
August	331	
September	374	
October	471	
November	471	
December	558	
January	641	
February	700	
March	743	
April	809	
May	809	
June	809	

QUALITY

	Quantity	Base Number	Contract	AT	Region	England
% of FP17s for the same patient ID Re-attending within 3 months - Children	3	74	4.1%	9.9%	11.5%	11.5%
% of FP17s for the same patient ID Re-attending within 3 months - Adults	4	59	6.8%	15.7%	16.6%	15.4%
% of FP17s for the same patient ID Re-attending between 3 & 9 months - Children	48	74	64.9%	48.8%	48.8%	58.9%
% of FP17s for the same patient ID Re-attending between 3 & 9 months - Adults	32	59	54.2%	38.6%	39.3%	51.6%
% of FP17s for Band 1 Urgent Courses	4	92	4.3%	11.0%	10.6%	8.9%
% of FP17s Relating to Free Repair or Replacements	0	92	0.0%	0.5%	0.5%	0.8%
% of FP17s Relating to Continuations	0	92	0.0%	0.5%	0.7%	0.9%
% of Patients satisfied with the dentistry they have received	0	0	N/A	88.4%	90.4%	93.2%
% of Patients satisfied with the time they had to wait for an appointment	0	0	N/A	83.8%	85.3%	88.8%

* This is based on patients treated on this contract for their most recent course of treatment. Figures in italics indicate the base number of FP17s or Patient Questionnaire responses are less than 100. N/A is shown where the base number of responses is less than 10 during the period. % is calculated as Quantity/Base number*100

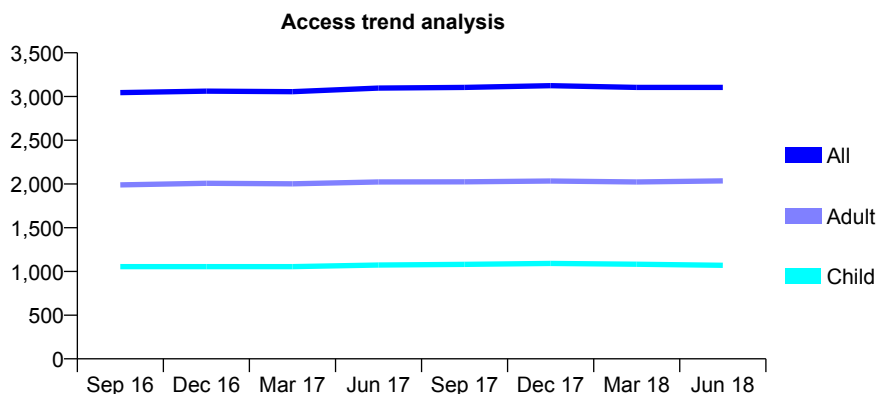
Q62 - Vital Signs At a Glance Contract Report for 576239/0001 - June 2018

Name or company name	MR R RATTAN
Contract type name	GDS Contract
Purpose of contract	General
Contract start date	01/04/2006
Contract end date	

18/19 Contracted general activity (UDA)	9,010
Carry forward general activity (UDA)	0
18/19 Contracted orthodontic activity (UOA)	0
Carry forward orthodontic activity (UOA)	0
Baseline contract value	£238,481.00

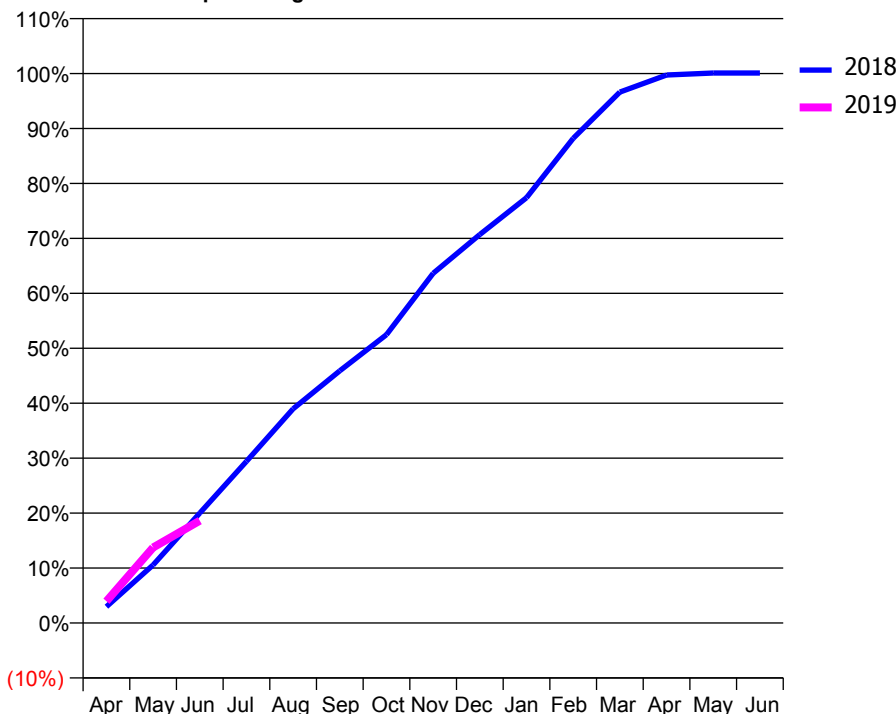
ACCESS*

Patients seen in 24 months	Total	Change since previous quarter
Quarter ending June 2017	3,096	
Quarter ending September 2017	3,105	→
Quarter ending December 2017	3,124	→
Quarter ending March 2018	3,105	→
Quarter ending June 2018	3,105	→
Variance since June 2017	0.3%	→



ACTIVITY

Cumulative percentage of contracted UDA delivered 2018 & 2019



Month	Adjusted Scheduled Activity (UDA)	
	2018	2019
April	268	358
May	953	1,239
June	1,804	1,678
July	2,651	
August	3,513	
September	4,135	
October	4,728	
November	5,733	
December	6,370	
January	6,974	
February	7,946	
March	8,706	
April	8,985	
May	9,019	
June	9,019	

QUALITY

	Quantity	Base Number	Contract	AT	Region	England
% of FP17s for the same patient ID Re-attending within 3 months - Children	29	311	9.3%	9.9%	11.5%	11.5%
% of FP17s for the same patient ID Re-attending within 3 months - Adults	94	549	17.1%	15.7%	16.6%	15.4%
% of FP17s for the same patient ID Re-attending between 3 & 9 months - Children	166	311	53.4%	48.8%	48.8%	58.9%
% of FP17s for the same patient ID Re-attending between 3 & 9 months - Adults	247	549	45.0%	38.6%	39.3%	51.6%
% of FP17s for Band 1 Urgent Courses	102	720	14.2%	11.0%	10.6%	8.9%
% of FP17s Relating to Free Repair or Replacements	3	720	0.4%	0.5%	0.5%	0.8%
% of FP17s Relating to Continuations	8	720	1.1%	0.5%	0.7%	0.9%
% of Patients satisfied with the dentistry they have received	2	3	N/A	88.4%	90.4%	93.2%
% of Patients satisfied with the time they had to wait for an appointment	2	3	N/A	83.8%	85.3%	88.8%

* This is based on patients treated on this contract for their most recent course of treatment. Figures in italics indicate the base number of FP17s or Patient Questionnaire responses are less than 100. N/A is shown where the base number of responses is less than 10 during the period. % is calculated as Quantity/Base number*100

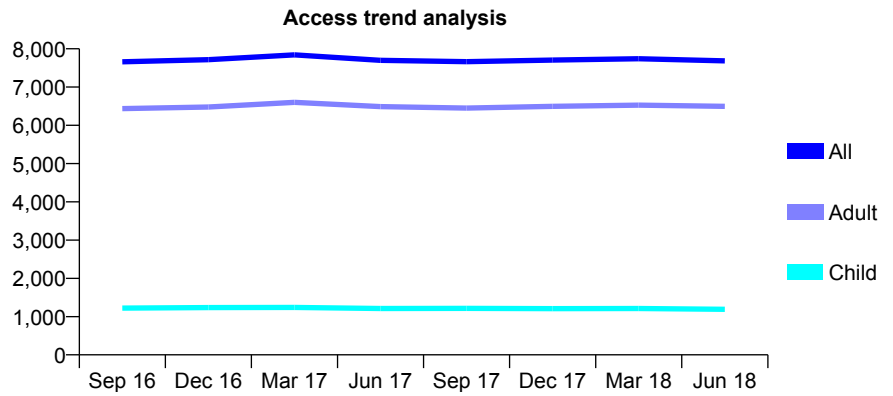
Q62 - Vital Signs At a Glance Contract Report for 577235/0001 - June 2018

Name or company name	MR RL JACK-KEE
Contract type name	GDS Contract
Purpose of contract	General
Contract start date	01/04/2006
Contract end date	

18/19 Contracted general activity (UDA)	29,962
Carry forward general activity (UDA)	0
18/19 Contracted orthodontic activity (UOA)	0
Carry forward orthodontic activity (UOA)	0
Baseline contract value	£989,741.82

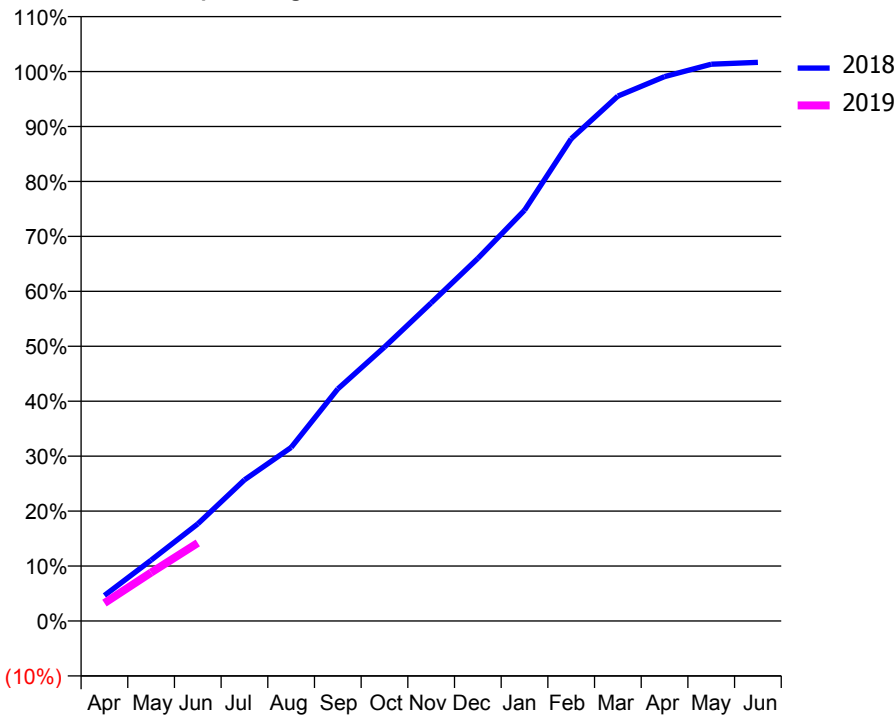
ACCESS*

Patients seen in 24 months	Total	Change since previous quarter
Quarter ending June 2017	7,700	
Quarter ending September 2017	7,665	→
Quarter ending December 2017	7,704	→
Quarter ending March 2018	7,739	→
Quarter ending June 2018	7,685	→
Variance since June 2017	(0.2%)	→



ACTIVITY

Cumulative percentage of contracted UDA delivered 2018 & 2019



Adjusted Scheduled Activity (UDA)		
Month	2018	2019
April	1,395	975
May	3,319	2,641
June	5,299	4,256
July	7,699	
August	9,462	
September	12,654	
October	14,939	
November	17,346	
December	19,775	
January	22,397	
February	26,295	
March	28,620	
April	29,686	
May	30,359	
June	30,460	

QUALITY

	Quantity	Base Number	Contract	AT	Region	England
% of FP17s for the same patient ID Re-attending within 3 months - Children	22	304	7.2%	9.9%	11.5%	11.5%
% of FP17s for the same patient ID Re-attending within 3 months - Adults	214	1,510	14.2%	15.7%	16.6%	15.4%
% of FP17s for the same patient ID Re-attending between 3 & 9 months - Children	165	304	54.3%	48.8%	48.8%	58.9%
% of FP17s for the same patient ID Re-attending between 3 & 9 months - Adults	598	1,510	39.6%	38.6%	39.3%	51.6%
% of FP17s for Band 1 Urgent Courses	196	1,403	14.0%	11.0%	10.6%	8.9%
% of FP17s Relating to Free Repair or Replacements	4	1,403	0.3%	0.5%	0.5%	0.8%
% of FP17s Relating to Continuations	5	1,403	0.4%	0.5%	0.7%	0.9%
% of Patients satisfied with the dentistry they have received	5	9	N/A	88.4%	90.4%	93.2%
% of Patients satisfied with the time they had to wait for an appointment	8	9	N/A	83.8%	85.3%	88.8%

* This is based on patients treated on this contract for their most recent course of treatment. Figures in italics indicate the base number of FP17s or Patient Questionnaire responses are less than 100. N/A is shown where the base number of responses is less than 10 during the period. % is calculated as Quantity/Base number*100

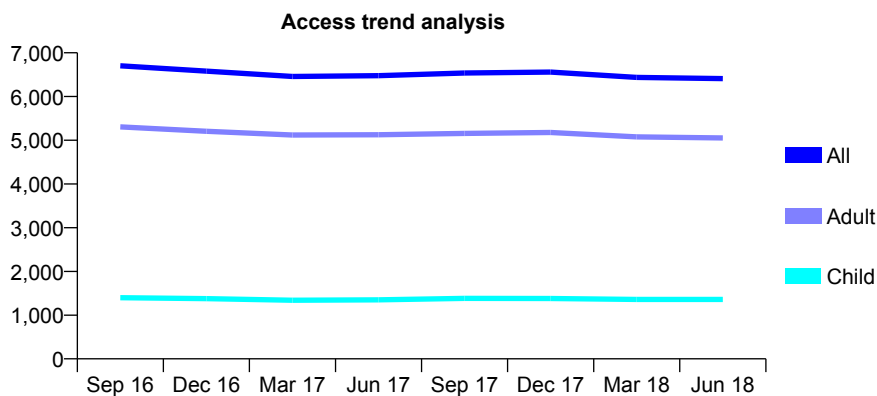
Q62 - Vital Signs At a Glance Contract Report for 578193/0001 - June 2018

Name or company name	MR MN BAIG
Contract type name	GDS Contract
Purpose of contract	General
Contract start date	01/04/2006
Contract end date	

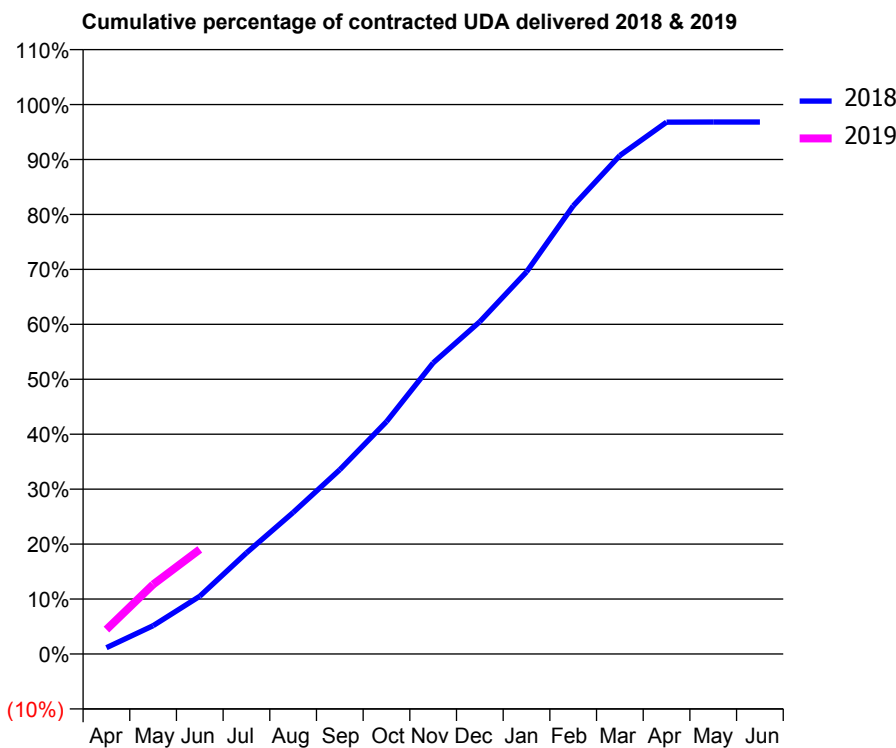
18/19 Contracted general activity (UDA)	17,586
Carry forward general activity (UDA)	0
18/19 Contracted orthodontic activity (UOA)	0
Carry forward orthodontic activity (UOA)	0
Baseline contract value	£467,853.25

ACCESS*

Patients seen in 24 months	Total	Change since previous quarter
Quarter ending June 2017	6,478	
Quarter ending September 2017	6,538	→
Quarter ending December 2017	6,559	→
Quarter ending March 2018	6,438	↓
Quarter ending June 2018	6,410	→
Variance since June 2017	(1.0%)	↓



ACTIVITY



Month	Adjusted Scheduled Activity (UDA)	
	2018	2019
April	202	783
May	906	2,227
June	1,850	3,346
July	3,237	
August	4,530	
September	5,900	
October	7,435	
November	9,319	
December	10,638	
January	12,227	
February	14,341	
March	15,953	
April	17,022	
May	17,024	
June	17,025	

QUALITY

	Quantity	Base Number	Contract	AT	Region	England
% of FP17s for the same patient ID Re-attending within 3 months - Children	48	460	10.4%	9.9%	11.5%	11.5%
% of FP17s for the same patient ID Re-attending within 3 months - Adults	200	1,169	17.1%	15.7%	16.6%	15.4%
% of FP17s for the same patient ID Re-attending between 3 & 9 months - Children	204	460	44.3%	48.8%	48.8%	58.9%
% of FP17s for the same patient ID Re-attending between 3 & 9 months - Adults	348	1,169	29.8%	38.6%	39.3%	51.6%
% of FP17s for Band 1 Urgent Courses	144	1,322	10.9%	11.0%	10.6%	8.9%
% of FP17s Relating to Free Repair or Replacements	9	1,322	0.7%	0.5%	0.5%	0.8%
% of FP17s Relating to Continuations	1	1,322	0.1%	0.5%	0.7%	0.9%
% of Patients satisfied with the dentistry they have received	5	5	N/A	88.4%	90.4%	93.2%
% of Patients satisfied with the time they had to wait for an appointment	5	5	N/A	83.8%	85.3%	88.8%

* This is based on patients treated on this contract for their most recent course of treatment. Figures in italics indicate the base number of FP17s or Patient Questionnaire responses are less than 100. N/A is shown where the base number of responses is less than 10 during the period. % is calculated as Quantity/Base number*100

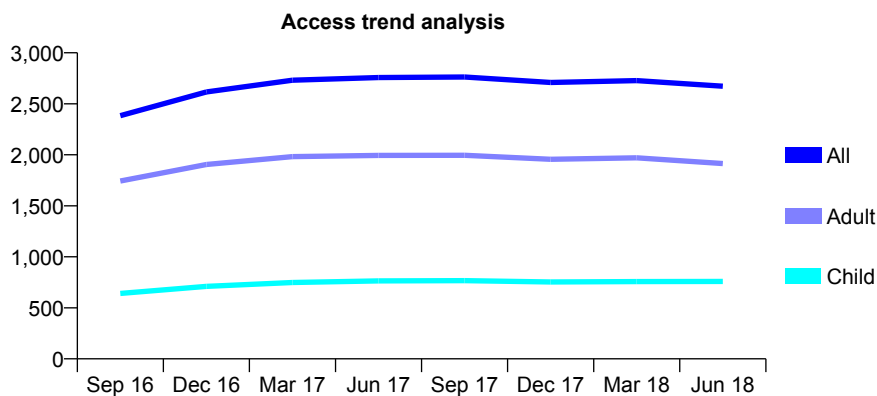
Q62 - Vital Signs At a Glance Contract Report for 602353/0001 - June 2018

Name or company name	MR RK MARWAHA
Contract type name	GDS Contract
Purpose of contract	General
Contract start date	02/02/2015
Contract end date	

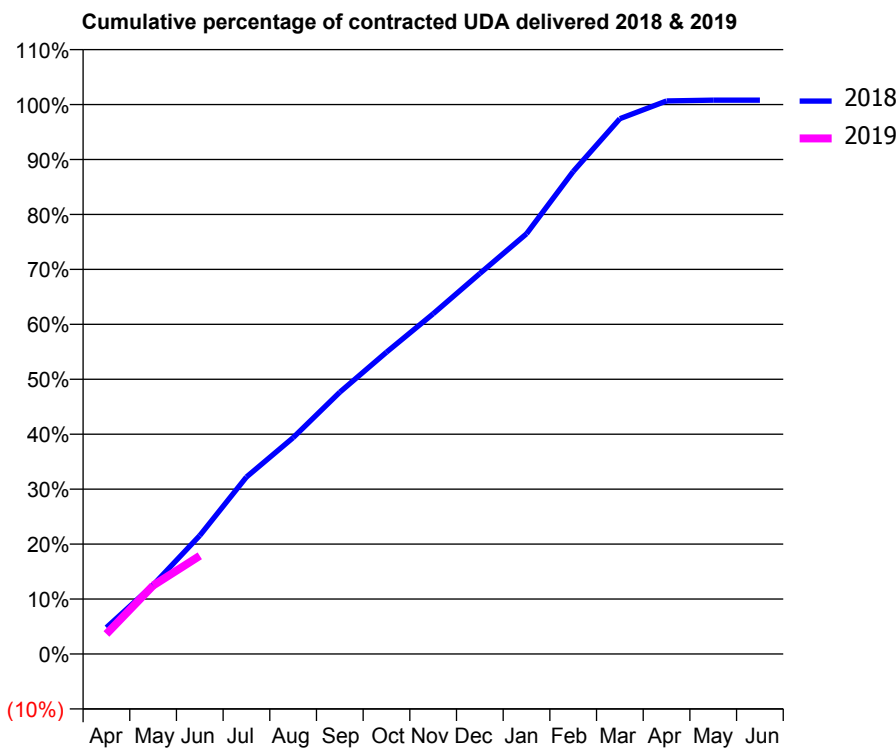
18/19 Contracted general activity (UDA)	7,200
Carry forward general activity (UDA)	0
18/19 Contracted orthodontic activity (UOA)	0
Carry forward orthodontic activity (UOA)	0
Baseline contract value	£210,936.45

ACCESS*

Patients seen in 24 months	Total	Change since previous quarter
Quarter ending June 2017	2,758	
Quarter ending September 2017	2,763	→
Quarter ending December 2017	2,709	↓
Quarter ending March 2018	2,728	→
Quarter ending June 2018	2,673	↓
Variance since June 2017	(3.1%)	↓



ACTIVITY



Month	Adjusted Scheduled Activity (UDA)	
	2018	2019
April	346	263
May	904	897
June	1,553	1,287
July	2,319	
August	2,835	
September	3,431	
October	3,955	
November	4,459	
December	4,985	
January	5,506	
February	6,323	
March	7,013	
April	7,247	
May	7,257	
June	7,257	

QUALITY

	Quantity	Base Number	Contract	AT	Region	England
% of FP17s for the same patient ID Re-attending within 3 months - Children	12	227	5.3%	9.9%	11.5%	11.5%
% of FP17s for the same patient ID Re-attending within 3 months - Adults	48	416	11.5%	15.7%	16.6%	15.4%
% of FP17s for the same patient ID Re-attending between 3 & 9 months - Children	110	227	48.5%	48.8%	48.8%	58.9%
% of FP17s for the same patient ID Re-attending between 3 & 9 months - Adults	139	416	33.4%	38.6%	39.3%	51.6%
% of FP17s for Band 1 Urgent Courses	64	543	11.8%	11.0%	10.6%	8.9%
% of FP17s Relating to Free Repair or Replacements	1	543	0.2%	0.5%	0.5%	0.8%
% of FP17s Relating to Continuations	2	543	0.4%	0.5%	0.7%	0.9%
% of Patients satisfied with the dentistry they have received	3	4	N/A	88.4%	90.4%	93.2%
% of Patients satisfied with the time they had to wait for an appointment	2	4	N/A	83.8%	85.3%	88.8%

* This is based on patients treated on this contract for their most recent course of treatment. Figures in italics indicate the base number of FP17s or Patient Questionnaire responses are less than 100. N/A is shown where the base number of responses is less than 10 during the period. % is calculated as Quantity/Base number*100

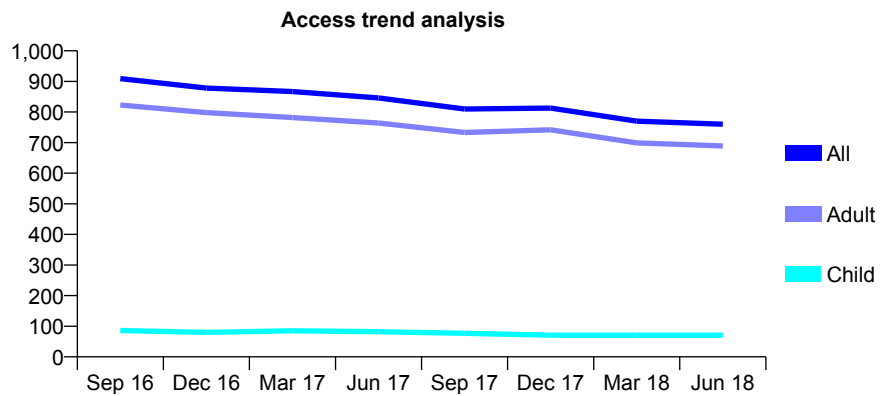
Q62 - Vital Signs At a Glance Contract Report for 613142/0001 - June 2018

Name or company name	MRS S BAHL
Contract type name	GDS Contract
Purpose of contract	General
Contract start date	01/10/2012
Contract end date	

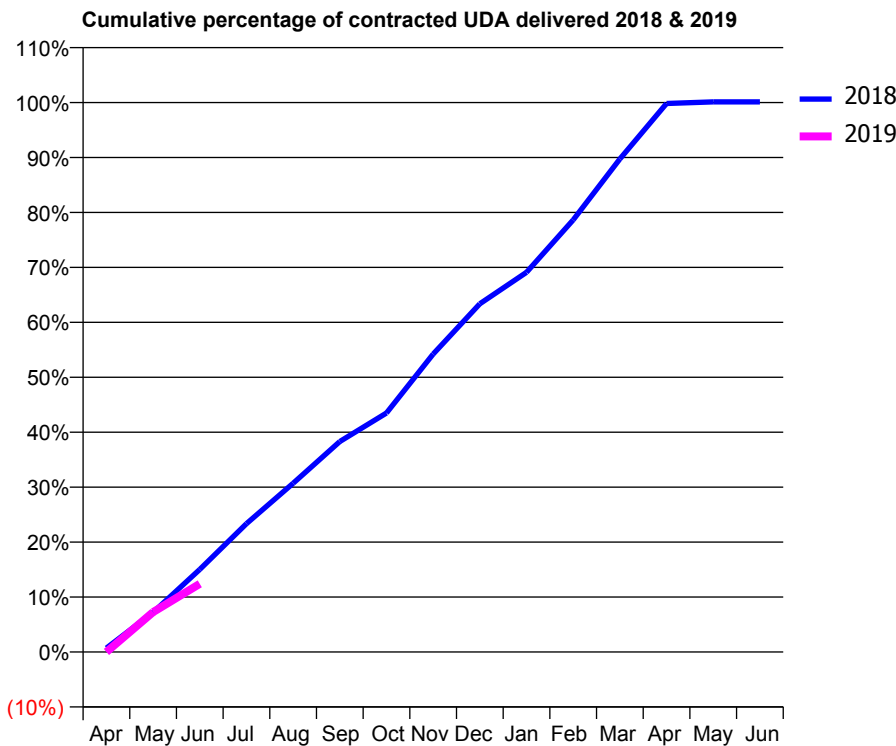
18/19 Contracted general activity (UDA)	3,925
Carry forward general activity (UDA)	0
18/19 Contracted orthodontic activity (UOA)	0
Carry forward orthodontic activity (UOA)	0
Baseline contract value	£107,975.88

ACCESS*

Patients seen in 24 months	Total	Change since previous quarter
Quarter ending June 2017	846	
Quarter ending September 2017	810	↓
Quarter ending December 2017	813	→
Quarter ending March 2018	770	↓
Quarter ending June 2018	760	↓
Variance since June 2017	(10.2%)	↓



ACTIVITY



Month	Adjusted Scheduled Activity (UDA)	
	2018	2019
April	28	0
May	283	285
June	590	488
July	917	
August	1,205	
September	1,504	
October	1,707	
November	2,128	
December	2,488	
January	2,712	
February	3,086	
March	3,522	
April	3,918	
May	3,930	
June	3,930	

QUALITY

	Quantity	Base Number	Contract	AT	Region	England
% of FP17s for the same patient ID Re-attending within 3 months - Children	3	18	16.7%	9.9%	11.5%	11.5%
% of FP17s for the same patient ID Re-attending within 3 months - Adults	31	164	18.9%	15.7%	16.6%	15.4%
% of FP17s for the same patient ID Re-attending between 3 & 9 months - Children	7	18	38.9%	48.8%	48.8%	58.9%
% of FP17s for the same patient ID Re-attending between 3 & 9 months - Adults	67	164	40.9%	38.6%	39.3%	51.6%
% of FP17s for Band 1 Urgent Courses	18	130	13.8%	11.0%	10.6%	8.9%
% of FP17s Relating to Free Repair or Replacements	0	130	0.0%	0.5%	0.5%	0.8%
% of FP17s Relating to Continuations	2	130	1.5%	0.5%	0.7%	0.9%
% of Patients satisfied with the dentistry they have received	1	1	N/A	88.4%	90.4%	93.2%
% of Patients satisfied with the time they had to wait for an appointment	0	1	N/A	83.8%	85.3%	88.8%

* This is based on patients treated on this contract for their most recent course of treatment. Figures in italics indicate the base number of FP17s or Patient Questionnaire responses are less than 100. N/A is shown where the base number of responses is less than 10 during the period. % is calculated as Quantity/Base number*100

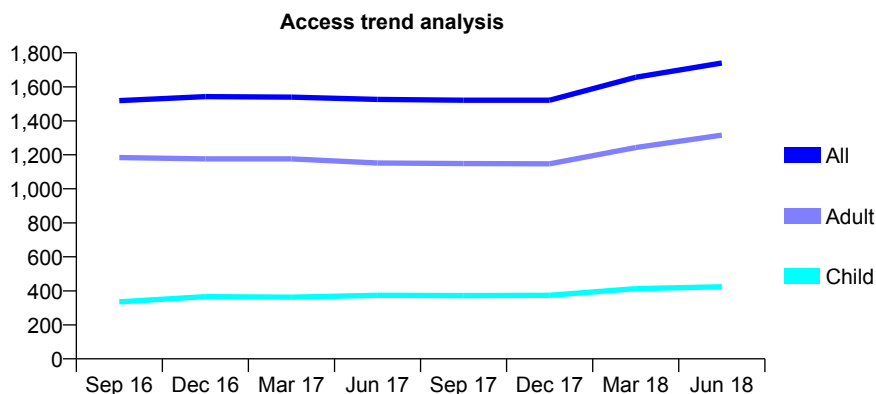
Q62 - Vital Signs At a Glance Contract Report for 619949/0001 - June 2018

Name or company name	Station Road Dental Surgery
Contract type name	GDS Contract
Purpose of contract	General
Contract start date	01/04/2006
Contract end date	

18/19 Contracted general activity (UDA)	6,100
Carry forward general activity (UDA)	0
18/19 Contracted orthodontic activity (UOA)	0
Carry forward orthodontic activity (UOA)	0
Baseline contract value	£170,410.18

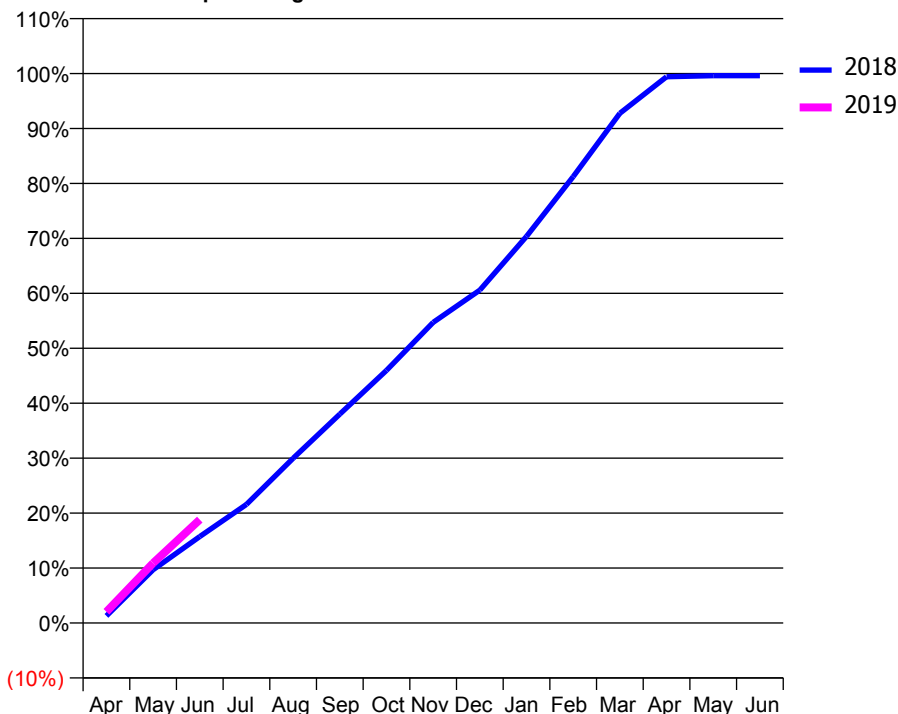
ACCESS*

Patients seen in 24 months	Total	Change since previous quarter
Quarter ending June 2017	1,526	
Quarter ending September 2017	1,521	→
Quarter ending December 2017	1,521	→
Quarter ending March 2018	1,656	↑
Quarter ending June 2018	1,740	↑
Variance since June 2017	14.0%	↑



ACTIVITY

Cumulative percentage of contracted UDA delivered 2018 & 2019



Month	Adjusted Scheduled Activity (UDA)	
	2018	2019
April	79	125
May	592	666
June	960	1,147
July	1,317	
August	1,828	
September	2,319	
October	2,805	
November	3,338	
December	3,696	
January	4,292	
February	4,955	
March	5,659	
April	6,064	
May	6,076	
June	6,076	

QUALITY

	Quantity	Base Number	Contract	AT	Region	England
% of FP17s for the same patient ID Re-attending within 3 months - Children	7	105	6.7%	9.9%	11.5%	11.5%
% of FP17s for the same patient ID Re-attending within 3 months - Adults	42	323	13.0%	15.7%	16.6%	15.4%
% of FP17s for the same patient ID Re-attending between 3 & 9 months - Children	29	105	27.6%	48.8%	48.8%	58.9%
% of FP17s for the same patient ID Re-attending between 3 & 9 months - Adults	53	323	16.4%	38.6%	39.3%	51.6%
% of FP17s for Band 1 Urgent Courses	37	331	11.2%	11.0%	10.6%	8.9%
% of FP17s Relating to Free Repair or Replacements	1	331	0.3%	0.5%	0.5%	0.8%
% of FP17s Relating to Continuations	1	331	0.3%	0.5%	0.7%	0.9%
% of Patients satisfied with the dentistry they have received	3	4	N/A	88.4%	90.4%	93.2%
% of Patients satisfied with the time they had to wait for an appointment	4	4	N/A	83.8%	85.3%	88.8%

* This is based on patients treated on this contract for their most recent course of treatment. Figures in italics indicate the base number of FP17s or Patient Questionnaire responses are less than 100. N/A is shown where the base number of responses is less than 10 during the period. % is calculated as Quantity/Base number*100

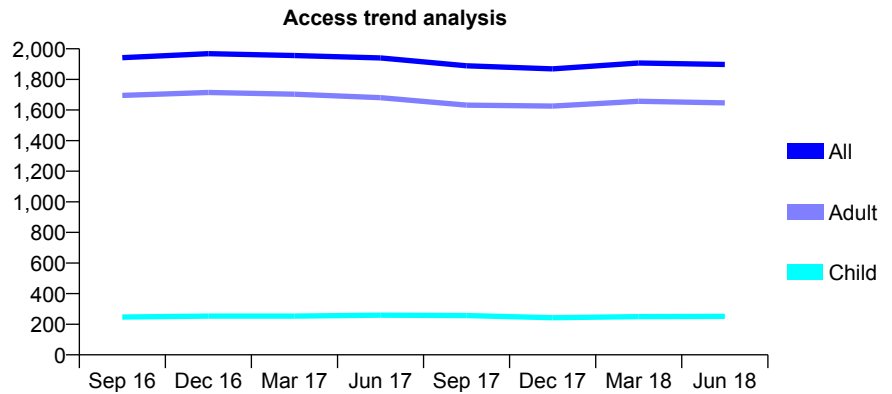
Q62 - Vital Signs At a Glance Contract Report for 629197/0001 - June 2018

Name or company name	MR NP MEYER
Contract type name	GDS Contract
Purpose of contract	General
Contract start date	01/04/2006
Contract end date	

18/19 Contracted general activity (UDA)	7,192
Carry forward general activity (UDA)	0
18/19 Contracted orthodontic activity (UOA)	0
Carry forward orthodontic activity (UOA)	0
Baseline contract value	£202,833.36

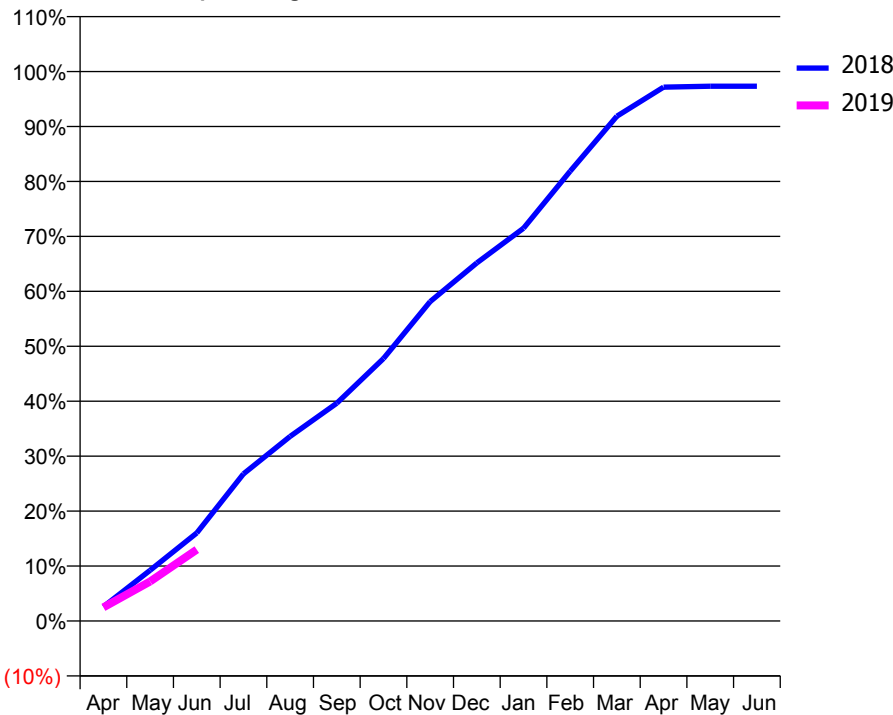
ACCESS*

Patients seen in 24 months	Total	Change since previous quarter
Quarter ending June 2017	1,940	
Quarter ending September 2017	1,889	↓
Quarter ending December 2017	1,869	↓
Quarter ending March 2018	1,907	↑
Quarter ending June 2018	1,898	→
Variance since June 2017	(2.2%)	↓



ACTIVITY

Cumulative percentage of contracted UDA delivered 2018 & 2019



Month	Adjusted Scheduled Activity (UDA)	
	2018	2019
April	188	179
May	664	517
June	1,153	934
July	1,926	
August	2,416	
September	2,850	
October	3,436	
November	4,182	
December	4,687	
January	5,141	
February	5,888	
March	6,607	
April	6,987	
May	6,999	
June	6,999	

QUALITY

	Quantity	Base Number	Contract	AT	Region	England
% of FP17s for the same patient ID Re-attending within 3 months - Children	10	94	10.6%	9.9%	11.5%	11.5%
% of FP17s for the same patient ID Re-attending within 3 months - Adults	63	474	13.3%	15.7%	16.6%	15.4%
% of FP17s for the same patient ID Re-attending between 3 & 9 months - Children	60	94	63.8%	48.8%	48.8%	58.9%
% of FP17s for the same patient ID Re-attending between 3 & 9 months - Adults	275	474	58.0%	38.6%	39.3%	51.6%
% of FP17s for Band 1 Urgent Courses	36	435	8.3%	11.0%	10.6%	8.9%
% of FP17s Relating to Free Repair or Replacements	1	435	0.2%	0.5%	0.5%	0.8%
% of FP17s Relating to Continuations	4	435	0.9%	0.5%	0.7%	0.9%
% of Patients satisfied with the dentistry they have received	4	4	N/A	88.4%	90.4%	93.2%
% of Patients satisfied with the time they had to wait for an appointment	3	4	N/A	83.8%	85.3%	88.8%

* This is based on patients treated on this contract for their most recent course of treatment. Figures in italics indicate the base number of FP17s or Patient Questionnaire responses are less than 100. N/A is shown where the base number of responses is less than 10 during the period. % is calculated as Quantity/Base number*100

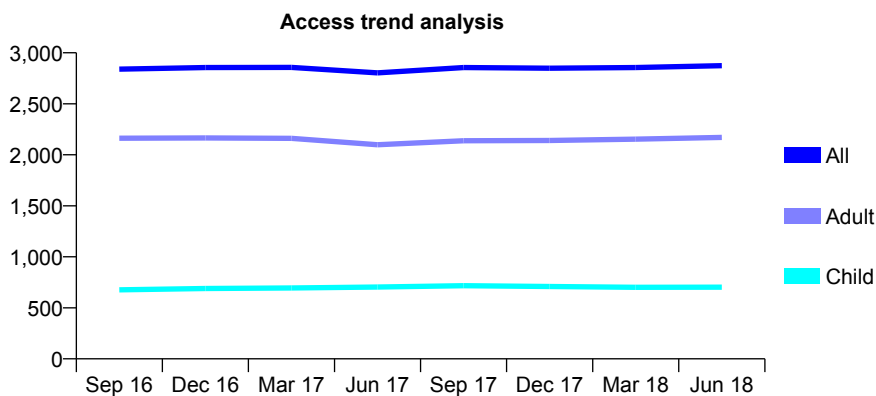
Q62 - Vital Signs At a Glance Contract Report for 631329/0001 - June 2018

Name or company name	MR RE LIM
Contract type name	GDS Contract
Purpose of contract	General
Contract start date	01/04/2006
Contract end date	

18/19 Contracted general activity (UDA)	8,686
Carry forward general activity (UDA)	0
18/19 Contracted orthodontic activity (UOA)	0
Carry forward orthodontic activity (UOA)	0
Baseline contract value	£238,855.70

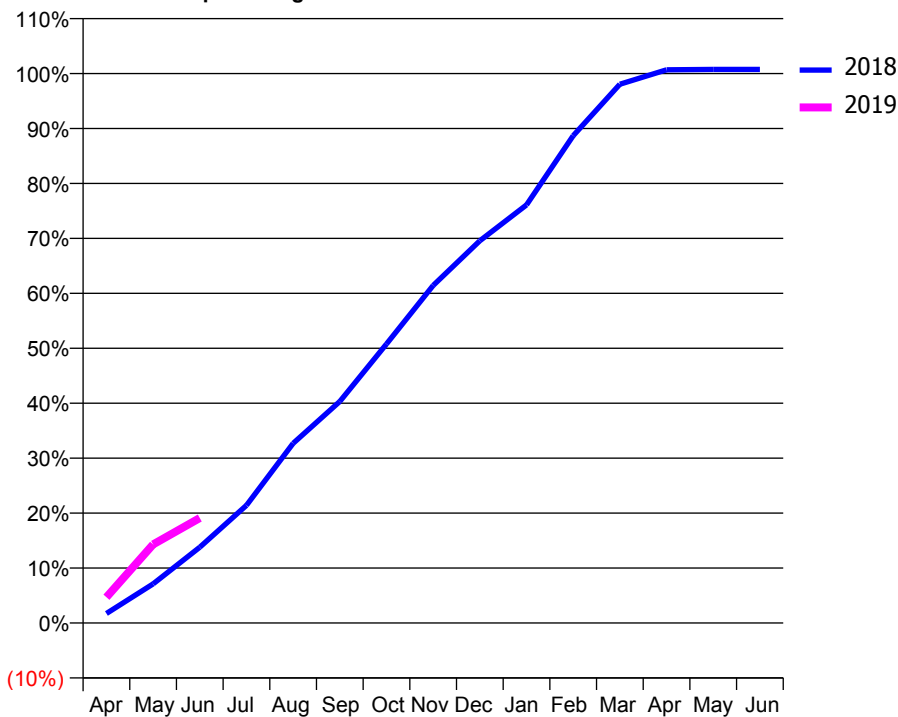
ACCESS*

Patients seen in 24 months	Total	Change since previous quarter
Quarter ending June 2017	2,803	
Quarter ending September 2017	2,855	→
Quarter ending December 2017	2,849	→
Quarter ending March 2018	2,855	→
Quarter ending June 2018	2,874	→
Variance since June 2017	2.5%	↑



ACTIVITY

Cumulative percentage of contracted UDA delivered 2018 & 2019



Month	Adjusted Scheduled Activity (UDA)	
	2018	2019
April	151	407
May	619	1,242
June	1,197	1,660
July	1,860	
August	2,839	
September	3,502	
October	4,410	
November	5,336	
December	6,042	
January	6,610	
February	7,704	
March	8,517	
April	8,744	
May	8,750	
June	8,751	

QUALITY

	Quantity	Base Number	Contract	AT	Region	England
% of FP17s for the same patient ID Re-attending within 3 months - Children	13	208	6.3%	9.9%	11.5%	11.5%
% of FP17s for the same patient ID Re-attending within 3 months - Adults	112	658	17.0%	15.7%	16.6%	15.4%
% of FP17s for the same patient ID Re-attending between 3 & 9 months - Children	140	208	67.3%	48.8%	48.8%	58.9%
% of FP17s for the same patient ID Re-attending between 3 & 9 months - Adults	364	658	55.3%	38.6%	39.3%	51.6%
% of FP17s for Band 1 Urgent Courses	76	770	9.9%	11.0%	10.6%	8.9%
% of FP17s Relating to Free Repair or Replacements	4	770	0.5%	0.5%	0.5%	0.8%
% of FP17s Relating to Continuations	11	770	1.4%	0.5%	0.7%	0.9%
% of Patients satisfied with the dentistry they have received	5	6	N/A	88.4%	90.4%	93.2%
% of Patients satisfied with the time they had to wait for an appointment	5	6	N/A	83.8%	85.3%	88.8%

* This is based on patients treated on this contract for their most recent course of treatment. Figures in italics indicate the base number of FP17s or Patient Questionnaire responses are less than 100. N/A is shown where the base number of responses is less than 10 during the period. % is calculated as Quantity/Base number*100

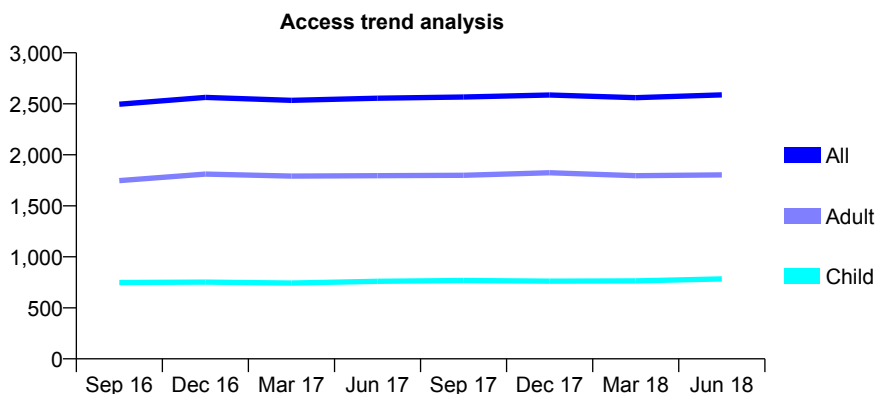
Q62 - Vital Signs At a Glance Contract Report for 635693/0001 - June 2018

Name or company name	MR JL SONEJI
Contract type name	GDS Contract
Purpose of contract	General
Contract start date	01/04/2006
Contract end date	

18/19 Contracted general activity (UDA)	6,493
Carry forward general activity (UDA)	0
18/19 Contracted orthodontic activity (UOA)	0
Carry forward orthodontic activity (UOA)	0
Baseline contract value	£192,041.52

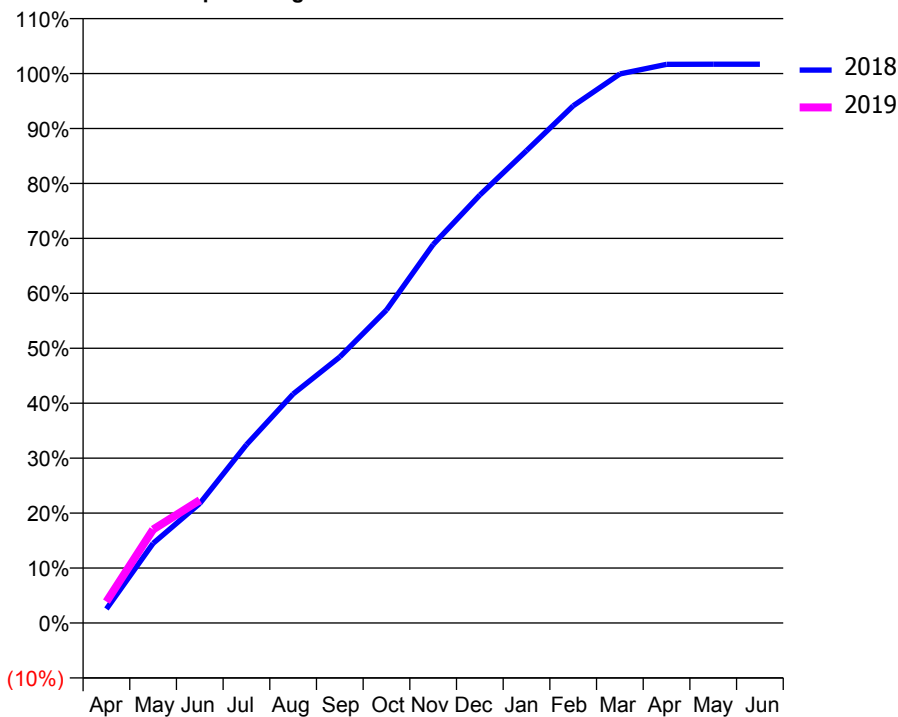
ACCESS*

Patients seen in 24 months	Total	Change since previous quarter
Quarter ending June 2017	2,555	
Quarter ending September 2017	2,567	→
Quarter ending December 2017	2,586	→
Quarter ending March 2018	2,560	↓
Quarter ending June 2018	2,587	→
Variance since June 2017	1.3%	→



ACTIVITY

Cumulative percentage of contracted UDA delivered 2018 & 2019



Month	Adjusted Scheduled Activity (UDA)	
	2018	2019
April	166	253
May	941	1,105
June	1,412	1,451
July	2,107	
August	2,706	
September	3,145	
October	3,699	
November	4,473	
December	5,057	
January	5,582	
February	6,111	
March	6,487	
April	6,601	
May	6,602	
June	6,602	

QUALITY

	Quantity	Base Number	Contract	AT	Region	England
% of FP17s for the same patient ID Re-attending within 3 months - Children	19	233	8.2%	9.9%	11.5%	11.5%
% of FP17s for the same patient ID Re-attending within 3 months - Adults	46	394	11.7%	15.7%	16.6%	15.4%
% of FP17s for the same patient ID Re-attending between 3 & 9 months - Children	60	233	25.8%	48.8%	48.8%	58.9%
% of FP17s for the same patient ID Re-attending between 3 & 9 months - Adults	89	394	22.6%	38.6%	39.3%	51.6%
% of FP17s for Band 1 Urgent Courses	52	574	9.1%	11.0%	10.6%	8.9%
% of FP17s Relating to Free Repair or Replacements	0	574	0.0%	0.5%	0.5%	0.8%
% of FP17s Relating to Continuations	8	574	1.4%	0.5%	0.7%	0.9%
% of Patients satisfied with the dentistry they have received	4	4	N/A	88.4%	90.4%	93.2%
% of Patients satisfied with the time they had to wait for an appointment	3	4	N/A	83.8%	85.3%	88.8%

* This is based on patients treated on this contract for their most recent course of treatment. Figures in italics indicate the base number of FP17s or Patient Questionnaire responses are less than 100. N/A is shown where the base number of responses is less than 10 during the period. % is calculated as Quantity/Base number*100

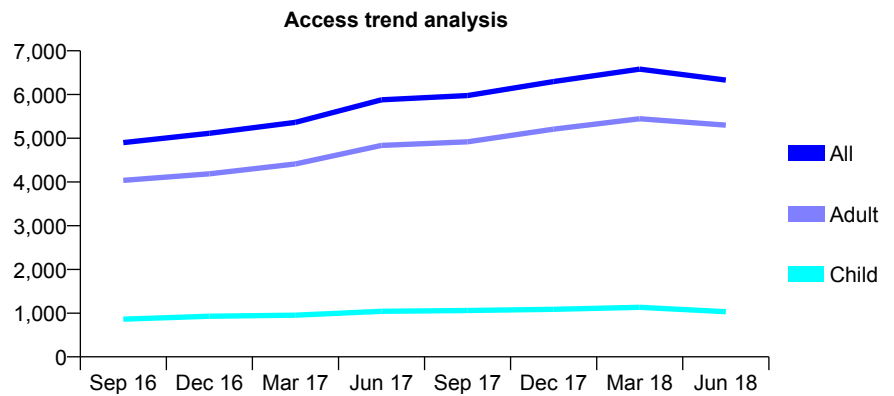
Q62 - Vital Signs At a Glance Contract Report for 636320/0001 - June 2018

Name or company name	Sterling Dental Centre
Contract type name	GDS Contract
Purpose of contract	General
Contract start date	01/04/2006
Contract end date	

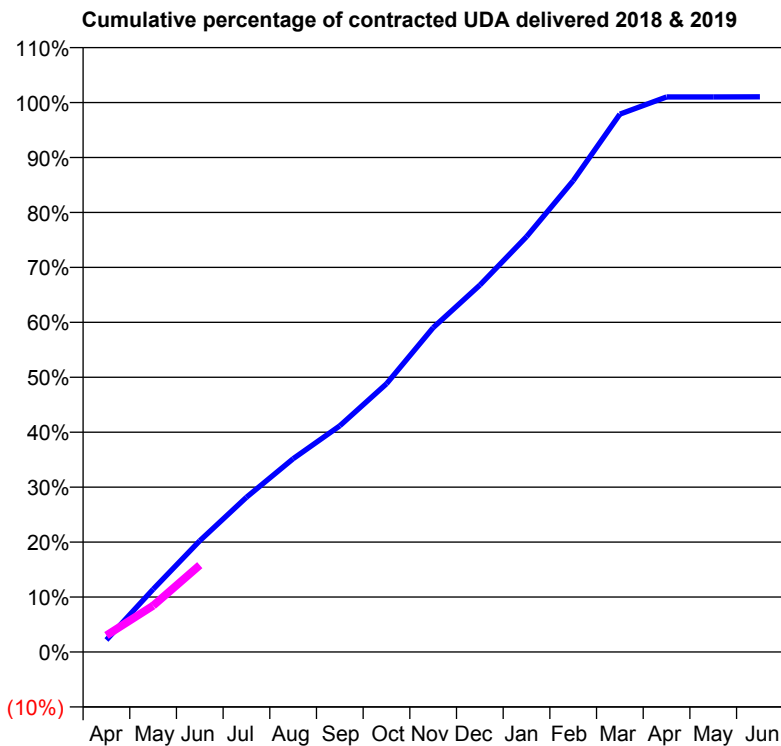
18/19 Contracted general activity (UDA)	15,161
Carry forward general activity (UDA)	0
18/19 Contracted orthodontic activity (UOA)	0
Carry forward orthodontic activity (UOA)	0
Baseline contract value	£797,514.14

ACCESS*

Patients seen in 24 months	Total	Change since previous quarter
Quarter ending June 2017	5,878	
Quarter ending September 2017	5,977	→
Quarter ending December 2017	6,296	↑
Quarter ending March 2018	6,581	↑
Quarter ending June 2018	6,332	↓
Variance since June 2017	7.7%	↑



ACTIVITY



Month	Adjusted Scheduled Activity (UDA)	
	2018	2019
April	334	457
May	1,730	1,279
June	3,072	2,395
July	4,270	
August	5,334	
September	6,240	
October	7,401	
November	8,951	
December	10,122	
January	11,459	
February	13,004	
March	14,840	
April	15,314	
May	15,314	
June	15,316	

QUALITY

	Quantity	Base Number	Contract	AT	Region	England
% of FP17s for the same patient ID Re-attending within 3 months - Children	8	159	5.0%	9.9%	11.5%	11.5%
% of FP17s for the same patient ID Re-attending within 3 months - Adults	17	918	1.9%	15.7%	16.6%	15.4%
% of FP17s for the same patient ID Re-attending between 3 & 9 months - Children	2	159	1.3%	48.8%	48.8%	58.9%
% of FP17s for the same patient ID Re-attending between 3 & 9 months - Adults	9	918	1.0%	38.6%	39.3%	51.6%
% of FP17s for Band 1 Urgent Courses	2	895	0.2%	11.0%	10.6%	8.9%
% of FP17s Relating to Free Repair or Replacements	0	895	0.0%	0.5%	0.5%	0.8%
% of FP17s Relating to Continuations	7	895	0.8%	0.5%	0.7%	0.9%
% of Patients satisfied with the dentistry they have received	3	3	N/A	88.4%	90.4%	93.2%
% of Patients satisfied with the time they had to wait for an appointment	2	3	N/A	83.8%	85.3%	88.8%

* This is based on patients treated on this contract for their most recent course of treatment. Figures in italics indicate the base number of FP17s or Patient Questionnaire responses are less than 100. N/A is shown where the base number of responses is less than 10 during the period. % is calculated as Quantity/Base number*100

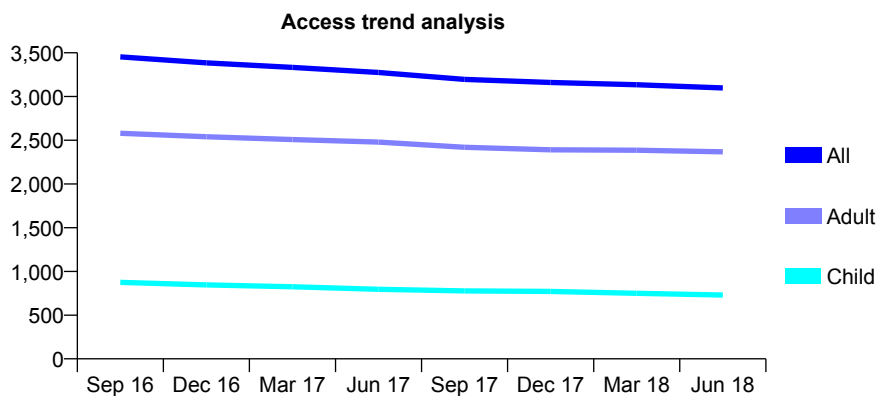
Q62 - Vital Signs At a Glance Contract Report for 638889/0001 - June 2018

Name or company name	MR BV TAANK
Contract type name	GDS Contract
Purpose of contract	General
Contract start date	01/04/2006
Contract end date	

18/19 Contracted general activity (UDA)	8,508
Carry forward general activity (UDA)	0
18/19 Contracted orthodontic activity (UOA)	0
Carry forward orthodontic activity (UOA)	0
Baseline contract value	£190,840.93

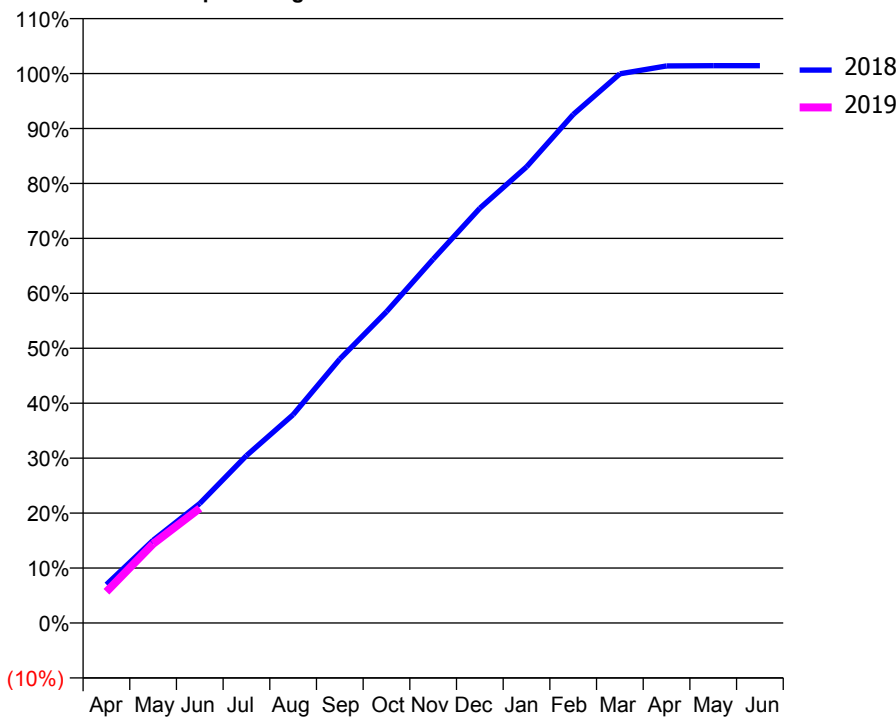
ACCESS*

Patients seen in 24 months	Total	Change since previous quarter
Quarter ending June 2017	3,275	
Quarter ending September 2017	3,196	↓
Quarter ending December 2017	3,161	↓
Quarter ending March 2018	3,135	→
Quarter ending June 2018	3,098	↓
Variance since June 2017	(5.4%)	↓



ACTIVITY

Cumulative percentage of contracted UDA delivered 2018 & 2019



Adjusted Scheduled Activity (UDA)

Month	2018	2019
April	595	483
May	1,281	1,226
June	1,852	1,777
July	2,593	
August	3,226	
September	4,087	
October	4,819	
November	5,634	
December	6,421	
January	7,063	
February	7,873	
March	8,503	
April	8,626	
May	8,629	
June	8,629	

QUALITY

	Quantity	Base Number	Contract	AT	Region	England
% of FP17s for the same patient ID Re-attending within 3 months - Children	27	287	9.4%	9.9%	11.5%	11.5%
% of FP17s for the same patient ID Re-attending within 3 months - Adults	93	784	11.9%	15.7%	16.6%	15.4%
% of FP17s for the same patient ID Re-attending between 3 & 9 months - Children	217	287	75.6%	48.8%	48.8%	58.9%
% of FP17s for the same patient ID Re-attending between 3 & 9 months - Adults	516	784	65.8%	38.6%	39.3%	51.6%
% of FP17s for Band 1 Urgent Courses	42	1,020	4.1%	11.0%	10.6%	8.9%
% of FP17s Relating to Free Repair or Replacements	14	1,020	1.4%	0.5%	0.5%	0.8%
% of FP17s Relating to Continuations	7	1,020	0.7%	0.5%	0.7%	0.9%
% of Patients satisfied with the dentistry they have received	5	5	N/A	88.4%	90.4%	93.2%
% of Patients satisfied with the time they had to wait for an appointment	5	5	N/A	83.8%	85.3%	88.8%

* This is based on patients treated on this contract for their most recent course of treatment. Figures in italics indicate the base number of FP17s or Patient Questionnaire responses are less than 100. N/A is shown where the base number of responses is less than 10 during the period. % is calculated as Quantity/Base number*100

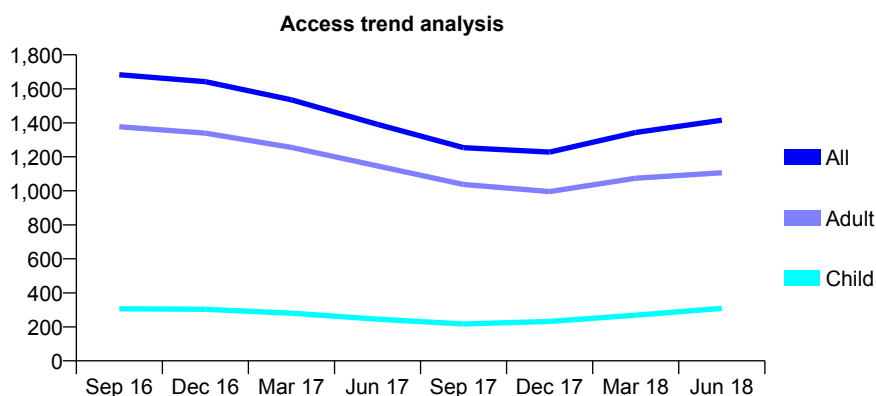
Q62 - Vital Signs At a Glance Contract Report for 642991/0001 - June 2018

Name or company name	Mr A Becker & Mr K Dhir
Contract type name	GDS Contract
Purpose of contract	General
Contract start date	01/04/2006
Contract end date	

18/19 Contracted general activity (UDA)	6,161
Carry forward general activity (UDA)	0
18/19 Contracted orthodontic activity (UOA)	0
Carry forward orthodontic activity (UOA)	0
Baseline contract value	£201,105.09

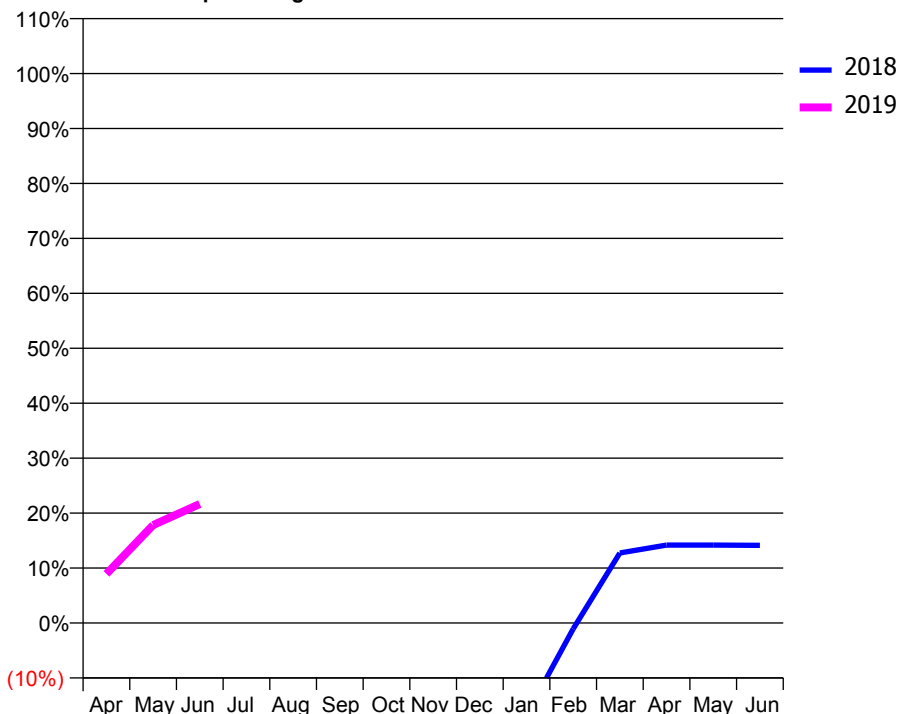
ACCESS*

Patients seen in 24 months	Total	Change since previous quarter
Quarter ending June 2017	1,391	
Quarter ending September 2017	1,254	↓
Quarter ending December 2017	1,228	↓
Quarter ending March 2018	1,343	↑
Quarter ending June 2018	1,415	↑
Variance since June 2017	1.7%	→



ACTIVITY

Cumulative percentage of contracted UDA delivered 2018 & 2019



Month	Adjusted Scheduled Activity (UDA)	
	2018	2019
April	-2,257	551
May	-2,154	1,098
June	-2,124	1,335
July	-2,089	
August	-2,086	
September	-2,086	
October	-2,086	
November	-2,083	
December	-1,990	
January	-800	
February	-51	
March	610	
April	679	
May	679	
June	676	

QUALITY

	Quantity	Base Number	Contract	AT	Region	England
% of FP17s for the same patient ID Re-attending within 3 months - Children	3	100	3.0%	9.9%	11.5%	11.5%
% of FP17s for the same patient ID Re-attending within 3 months - Adults	13	326	4.0%	15.7%	16.6%	15.4%
% of FP17s for the same patient ID Re-attending between 3 & 9 months - Children	11	100	11.0%	48.8%	48.8%	58.9%
% of FP17s for the same patient ID Re-attending between 3 & 9 months - Adults	66	326	20.2%	38.6%	39.3%	51.6%
% of FP17s for Band 1 Urgent Courses	13	400	3.3%	11.0%	10.6%	8.9%
% of FP17s Relating to Free Repair or Replacements	0	400	0.0%	0.5%	0.5%	0.8%
% of FP17s Relating to Continuations	0	400	0.0%	0.5%	0.7%	0.9%
% of Patients satisfied with the dentistry they have received	0	0	N/A	88.4%	90.4%	93.2%
% of Patients satisfied with the time they had to wait for an appointment	0	0	N/A	83.8%	85.3%	88.8%

* This is based on patients treated on this contract for their most recent course of treatment. Figures in italics indicate the base number of FP17s or Patient Questionnaire responses are less than 100. N/A is shown where the base number of responses is less than 10 during the period. % is calculated as Quantity/Base number*100

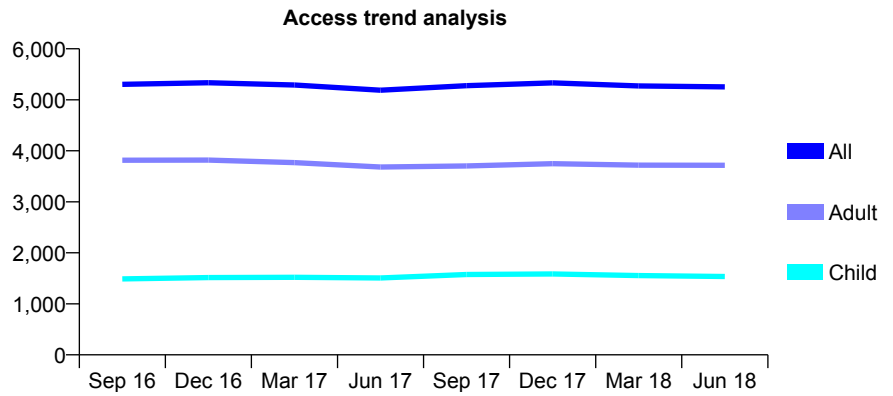
Q62 - Vital Signs At a Glance Contract Report for 651648/0001 - June 2018

Name or company name	MRS JV PATEL
Contract type name	GDS Contract
Purpose of contract	General
Contract start date	01/04/2006
Contract end date	

18/19 Contracted general activity (UDA)	10,583
Carry forward general activity (UDA)	0
18/19 Contracted orthodontic activity (UOA)	0
Carry forward orthodontic activity (UOA)	0
Baseline contract value	£251,778.76

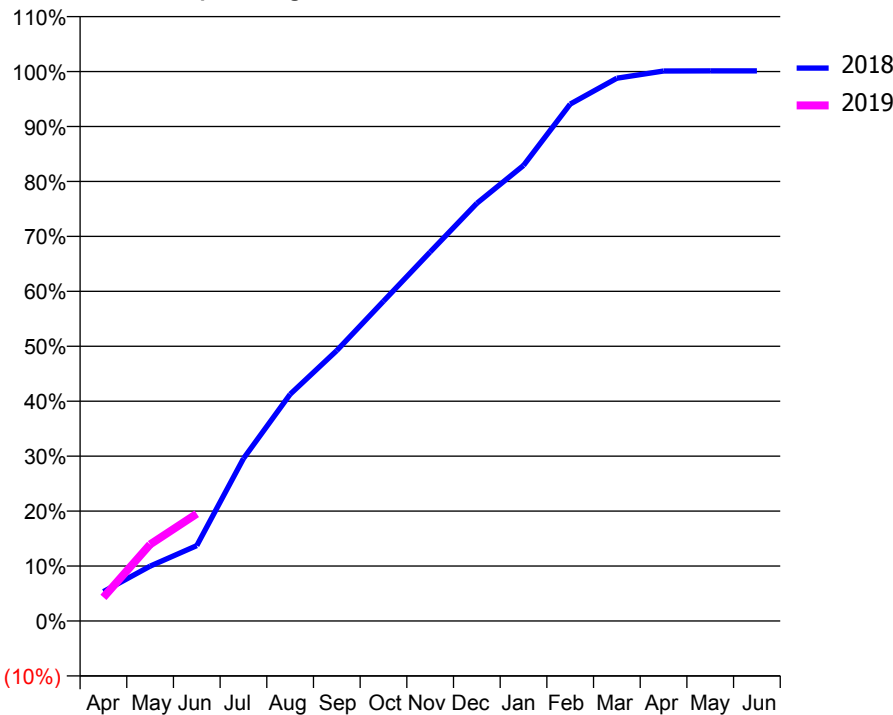
ACCESS*

Patients seen in 24 months	Total	Change since previous quarter
Quarter ending June 2017	5,189	
Quarter ending September 2017	5,278	→
Quarter ending December 2017	5,333	→
Quarter ending March 2018	5,273	↓
Quarter ending June 2018	5,253	→
Variance since June 2017	1.2%	→



ACTIVITY

Cumulative percentage of contracted UDA delivered 2018 & 2019



Month	Adjusted Scheduled Activity (UDA)	
	2018	2019
April	567	455
May	1,057	1,475
June	1,452	2,066
July	3,130	
August	4,368	
September	5,210	
October	6,159	
November	7,109	
December	8,044	
January	8,774	
February	9,956	
March	10,454	
April	10,593	
May	10,595	
June	10,595	

QUALITY

	Quantity	Base Number	Contract	AT	Region	England
% of FP17s for the same patient ID Re-attending within 3 months - Children	29	508	5.7%	9.9%	11.5%	11.5%
% of FP17s for the same patient ID Re-attending within 3 months - Adults	87	806	10.8%	15.7%	16.6%	15.4%
% of FP17s for the same patient ID Re-attending between 3 & 9 months - Children	280	508	55.1%	48.8%	48.8%	58.9%
% of FP17s for the same patient ID Re-attending between 3 & 9 months - Adults	332	806	41.2%	38.6%	39.3%	51.6%
% of FP17s for Band 1 Urgent Courses	141	1,242	11.4%	11.0%	10.6%	8.9%
% of FP17s Relating to Free Repair or Replacements	1	1,242	0.1%	0.5%	0.5%	0.8%
% of FP17s Relating to Continuations	0	1,242	0.0%	0.5%	0.7%	0.9%
% of Patients satisfied with the dentistry they have received	2	3	N/A	88.4%	90.4%	93.2%
% of Patients satisfied with the time they had to wait for an appointment	2	3	N/A	83.8%	85.3%	88.8%

* This is based on patients treated on this contract for their most recent course of treatment. Figures in italics indicate the base number of FP17s or Patient Questionnaire responses are less than 100. N/A is shown where the base number of responses is less than 10 during the period. % is calculated as Quantity/Base number*100

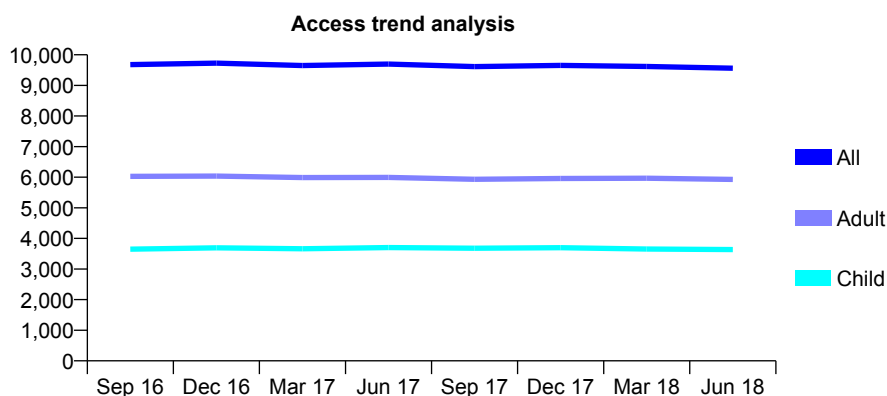
Q62 - Vital Signs At a Glance Contract Report for 653233/0001 - June 2018

Name or company name	Gadhri, Campbell-Barr and Pathmanyagam
Contract type name	GDS Contract
Purpose of contract	General
Contract start date	01/04/2006
Contract end date	

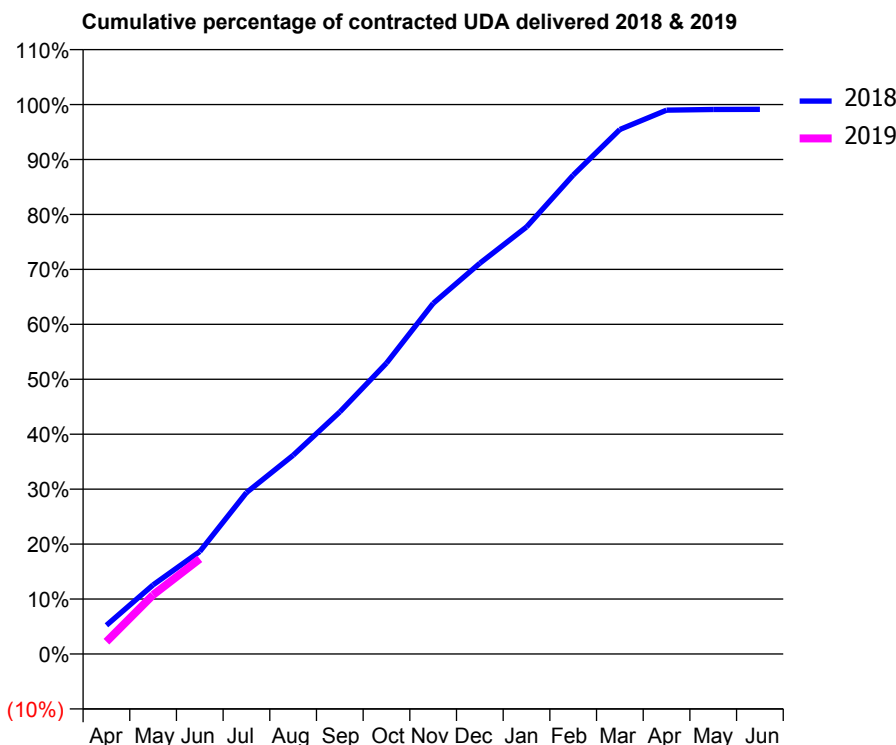
18/19 Contracted general activity (UDA)	23,558
Carry forward general activity (UDA)	0
18/19 Contracted orthodontic activity (UOA)	0
Carry forward orthodontic activity (UOA)	0
Baseline contract value	£673,044.69

ACCESS*

Patients seen in 24 months	Total	Change since previous quarter
Quarter ending June 2017	9,696	
Quarter ending September 2017	9,614	→
Quarter ending December 2017	9,653	→
Quarter ending March 2018	9,620	→
Quarter ending June 2018	9,563	→
Variance since June 2017	(1.4%)	↓



ACTIVITY



Month	Adjusted Scheduled Activity (UDA)	
	2018	2019
April	1,234	527
May	2,961	2,537
June	4,395	4,077
July	6,922	
August	8,519	
September	10,379	
October	12,472	
November	15,032	
December	16,752	
January	18,306	
February	20,531	
March	22,484	
April	23,317	
May	23,347	
June	23,350	

QUALITY

	Quantity	Base Number	Contract	AT	Region	England
% of FP17s for the same patient ID Re-attending within 3 months - Children	54	854	6.3%	9.9%	11.5%	11.5%
% of FP17s for the same patient ID Re-attending within 3 months - Adults	201	1,289	15.6%	15.7%	16.6%	15.4%
% of FP17s for the same patient ID Re-attending between 3 & 9 months - Children	307	854	35.9%	48.8%	48.8%	58.9%
% of FP17s for the same patient ID Re-attending between 3 & 9 months - Adults	349	1,289	27.1%	38.6%	39.3%	51.6%
% of FP17s for Band 1 Urgent Courses	162	1,626	10.0%	11.0%	10.6%	8.9%
% of FP17s Relating to Free Repair or Replacements	11	1,626	0.7%	0.5%	0.5%	0.8%
% of FP17s Relating to Continuations	30	1,626	1.8%	0.5%	0.7%	0.9%
% of Patients satisfied with the dentistry they have received	2	2	N/A	88.4%	90.4%	93.2%
% of Patients satisfied with the time they had to wait for an appointment	2	2	N/A	83.8%	85.3%	88.8%

* This is based on patients treated on this contract for their most recent course of treatment. Figures in italics indicate the base number of FP17s or Patient Questionnaire responses are less than 100. N/A is shown where the base number of responses is less than 10 during the period. % is calculated as Quantity/Base number*100

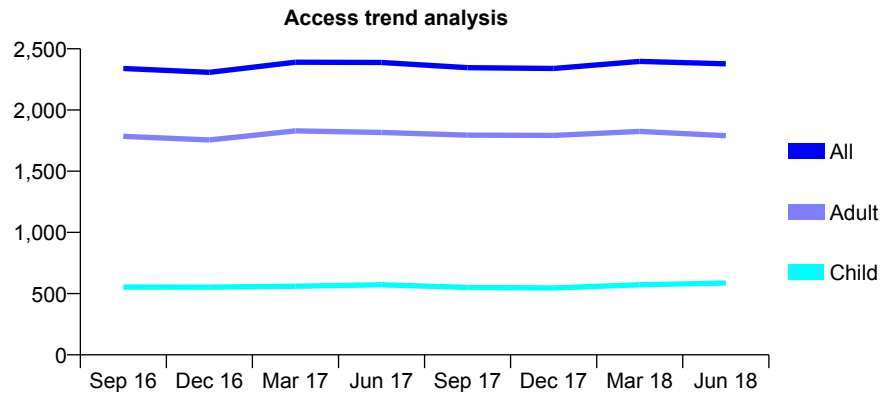
Q62 - Vital Signs At a Glance Contract Report for 657433/0002 - June 2018

Name or company name	MR P KUMAR
Contract type name	GDS Contract
Purpose of contract	General
Contract start date	01/04/2011
Contract end date	

18/19 Contracted general activity (UDA)	5,191
Carry forward general activity (UDA)	0
18/19 Contracted orthodontic activity (UOA)	0
Carry forward orthodontic activity (UOA)	0
Baseline contract value	£201,667.06

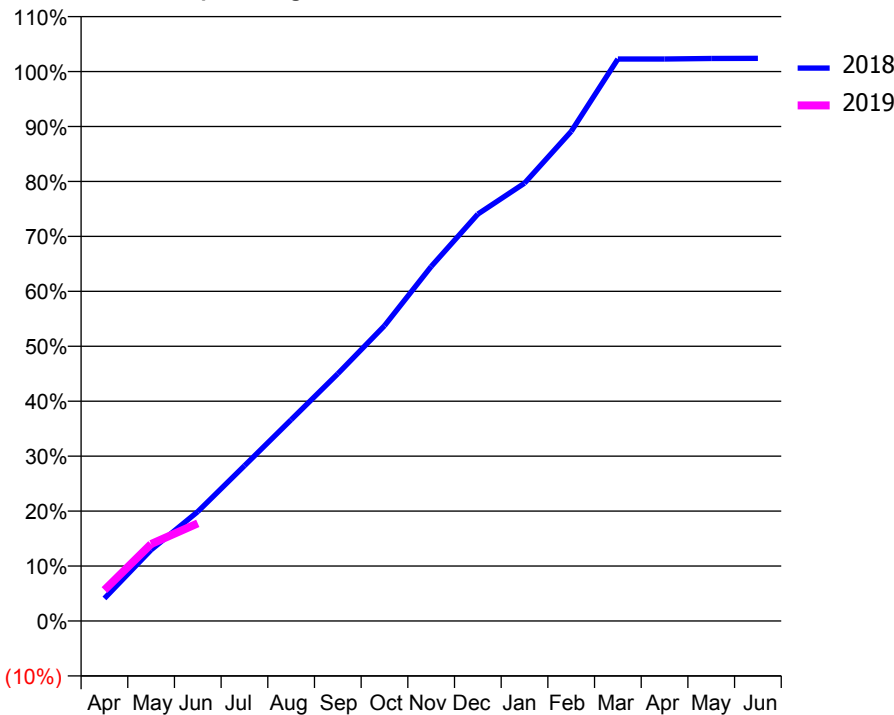
ACCESS*

Patients seen in 24 months	Total	Change since previous quarter
Quarter ending June 2017	2,388	
Quarter ending September 2017	2,346	↓
Quarter ending December 2017	2,339	→
Quarter ending March 2018	2,397	↑
Quarter ending June 2018	2,377	→
Variance since June 2017	(0.5%)	→



ACTIVITY

Cumulative percentage of contracted UDA delivered 2018 & 2019



Adjusted Scheduled Activity (UDA)		
Month	2018	2019
April	213	293
May	672	728
June	1,033	923
July	1,466	
August	1,901	
September	2,336	
October	2,789	
November	3,349	
December	3,844	
January	4,137	
February	4,625	
March	5,309	
April	5,309	
May	5,314	
June	5,315	

QUALITY

	Quantity	Base Number	Contract	AT	Region	England
% of FP17s for the same patient ID Re-attending within 3 months - Children	13	129	10.1%	9.9%	11.5%	11.5%
% of FP17s for the same patient ID Re-attending within 3 months - Adults	39	327	11.9%	15.7%	16.6%	15.4%
% of FP17s for the same patient ID Re-attending between 3 & 9 months - Children	29	129	22.5%	48.8%	48.8%	58.9%
% of FP17s for the same patient ID Re-attending between 3 & 9 months - Adults	87	327	26.6%	38.6%	39.3%	51.6%
% of FP17s for Band 1 Urgent Courses	31	314	9.9%	11.0%	10.6%	8.9%
% of FP17s Relating to Free Repair or Replacements	2	314	0.6%	0.5%	0.5%	0.8%
% of FP17s Relating to Continuations	4	314	1.3%	0.5%	0.7%	0.9%
% of Patients satisfied with the dentistry they have received	3	3	N/A	88.4%	90.4%	93.2%
% of Patients satisfied with the time they had to wait for an appointment	3	3	N/A	83.8%	85.3%	88.8%

* This is based on patients treated on this contract for their most recent course of treatment. Figures in italics indicate the base number of FP17s or Patient Questionnaire responses are less than 100. N/A is shown where the base number of responses is less than 10 during the period. % is calculated as Quantity/Base number*100

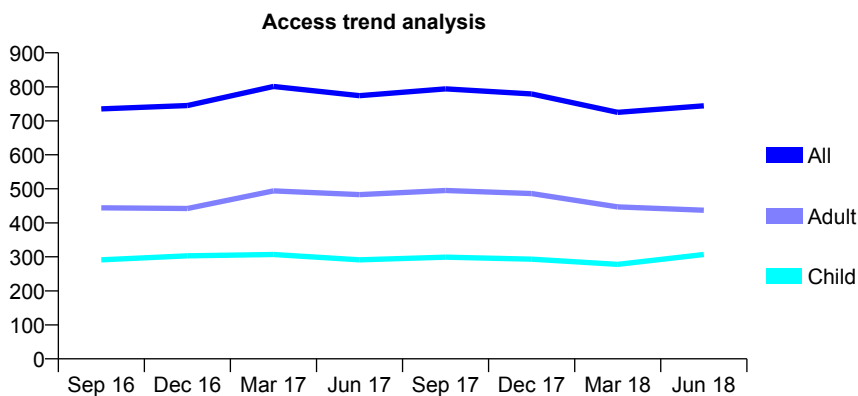
Q62 - Vital Signs At a Glance Contract Report for 660108/0001 - June 2018

Name or company name	MR DS SOHAL
Contract type name	GDS Contract
Purpose of contract	General
Contract start date	01/04/2006
Contract end date	

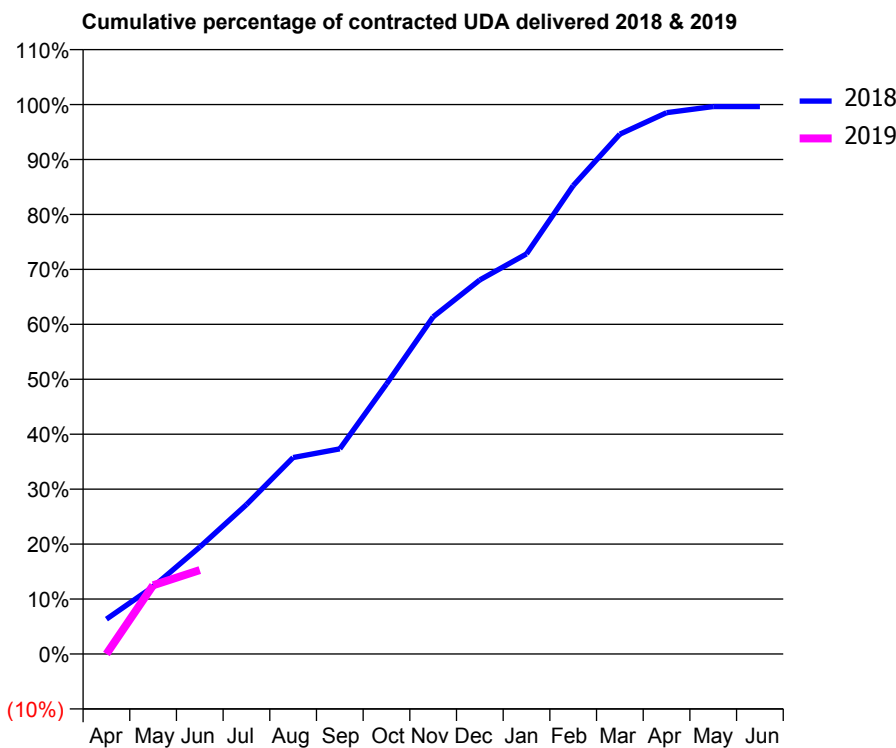
18/19 Contracted general activity (UDA)	2,097
Carry forward general activity (UDA)	0
18/19 Contracted orthodontic activity (UOA)	0
Carry forward orthodontic activity (UOA)	0
Baseline contract value	£51,420.01

ACCESS*

Patients seen in 24 months	Total	Change since previous quarter
Quarter ending June 2017	774	
Quarter ending September 2017	794	↑
Quarter ending December 2017	779	↓
Quarter ending March 2018	725	↓
Quarter ending June 2018	744	↑
Variance since June 2017	(3.9%)	↓



ACTIVITY



Adjusted Scheduled Activity (UDA)		
Month	2018	2019
April	133	0
May	257	262
June	408	320
July	570	
August	750	
September	783	
October	1,030	
November	1,287	
December	1,428	
January	1,527	
February	1,788	
March	1,984	
April	2,066	
May	2,089	
June	2,089	

QUALITY

	Quantity	Base Number	Contract	AT	Region	England
% of FP17s for the same patient ID Re-attending within 3 months - Children	3	76	3.9%	9.9%	11.5%	11.5%
% of FP17s for the same patient ID Re-attending within 3 months - Adults	6	89	6.7%	15.7%	16.6%	15.4%
% of FP17s for the same patient ID Re-attending between 3 & 9 months - Children	30	76	39.5%	48.8%	48.8%	58.9%
% of FP17s for the same patient ID Re-attending between 3 & 9 months - Adults	30	89	33.7%	38.6%	39.3%	51.6%
% of FP17s for Band 1 Urgent Courses	12	127	9.4%	11.0%	10.6%	8.9%
% of FP17s Relating to Free Repair or Replacements	1	127	0.8%	0.5%	0.5%	0.8%
% of FP17s Relating to Continuations	0	127	0.0%	0.5%	0.7%	0.9%
% of Patients satisfied with the dentistry they have received	1	1	N/A	88.4%	90.4%	93.2%
% of Patients satisfied with the time they had to wait for an appointment	1	1	N/A	83.8%	85.3%	88.8%

* This is based on patients treated on this contract for their most recent course of treatment. Figures in italics indicate the base number of FP17s or Patient Questionnaire responses are less than 100. N/A is shown where the base number of responses is less than 10 during the period. % is calculated as Quantity/Base number*100

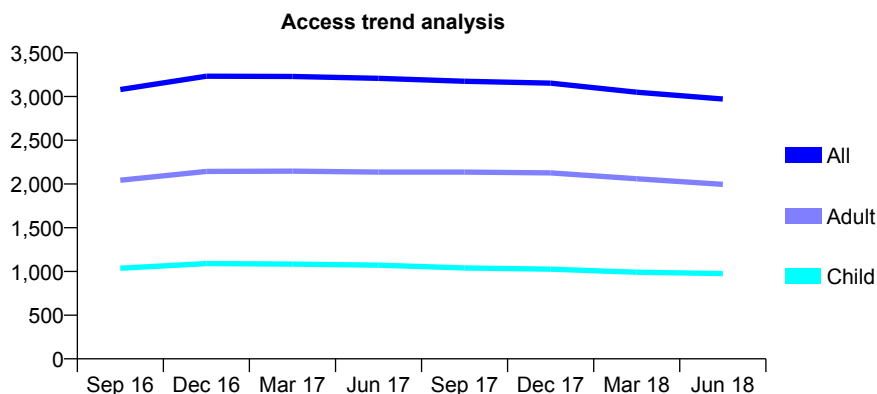
Q62 - Vital Signs At a Glance Contract Report for 660175/0001 - June 2018

Name or company name	MR F KHOURY
Contract type name	GDS Contract
Purpose of contract	General
Contract start date	01/04/2006
Contract end date	

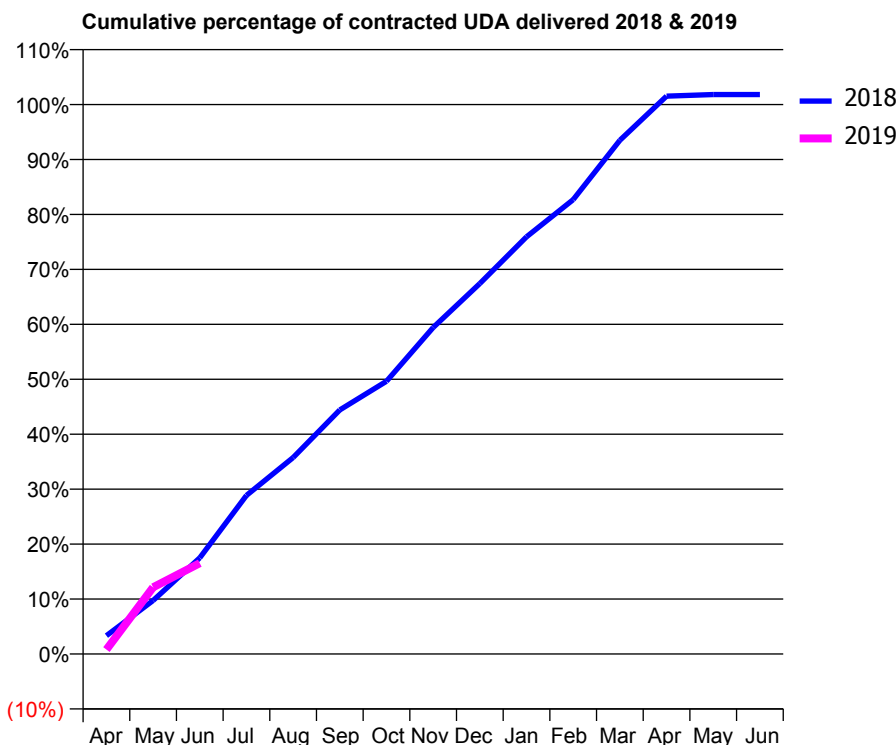
18/19 Contracted general activity (UDA)	10,063
Carry forward general activity (UDA)	0
18/19 Contracted orthodontic activity (UOA)	0
Carry forward orthodontic activity (UOA)	0
Baseline contract value	£277,742.13

ACCESS*

Patients seen in 24 months	Total	Change since previous quarter
Quarter ending June 2017	3,208	
Quarter ending September 2017	3,175	↓
Quarter ending December 2017	3,153	→
Quarter ending March 2018	3,050	↓
Quarter ending June 2018	2,971	↓
Variance since June 2017	(7.4%)	↓



ACTIVITY



Adjusted Scheduled Activity (UDA)		
Month	2018	2019
April	335	82
May	981	1,222
June	1,762	1,665
July	2,904	
August	3,597	
September	4,470	
October	4,995	
November	5,980	
December	6,784	
January	7,640	
February	8,320	
March	9,408	
April	10,216	
May	10,244	
June	10,244	

QUALITY

	Quantity	Base Number	Contract	AT	Region	England
% of FP17s for the same patient ID Re-attending within 3 months - Children	16	180	8.9%	9.9%	11.5%	11.5%
% of FP17s for the same patient ID Re-attending within 3 months - Adults	58	393	14.8%	15.7%	16.6%	15.4%
% of FP17s for the same patient ID Re-attending between 3 & 9 months - Children	37	180	20.6%	48.8%	48.8%	58.9%
% of FP17s for the same patient ID Re-attending between 3 & 9 months - Adults	125	393	31.8%	38.6%	39.3%	51.6%
% of FP17s for Band 1 Urgent Courses	64	394	16.2%	11.0%	10.6%	8.9%
% of FP17s Relating to Free Repair or Replacements	0	394	0.0%	0.5%	0.5%	0.8%
% of FP17s Relating to Continuations	1	394	0.3%	0.5%	0.7%	0.9%
% of Patients satisfied with the dentistry they have received	0	0	N/A	88.4%	90.4%	93.2%
% of Patients satisfied with the time they had to wait for an appointment	0	0	N/A	83.8%	85.3%	88.8%

* This is based on patients treated on this contract for their most recent course of treatment. Figures in italics indicate the base number of FP17s or Patient Questionnaire responses are less than 100. N/A is shown where the base number of responses is less than 10 during the period. % is calculated as Quantity/Base number*100

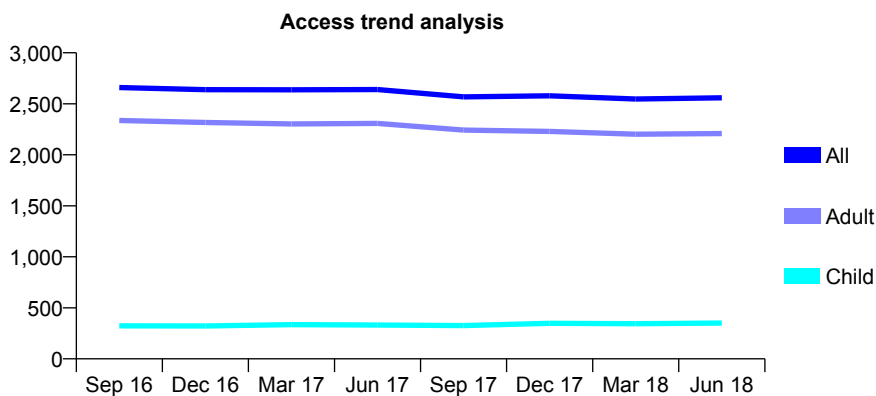
Q62 - Vital Signs At a Glance Contract Report for 660493/0001 - June 2018

Name or company name	MR AD DE LA VALETTE
Contract type name	GDS Contract
Purpose of contract	General
Contract start date	01/04/2006
Contract end date	

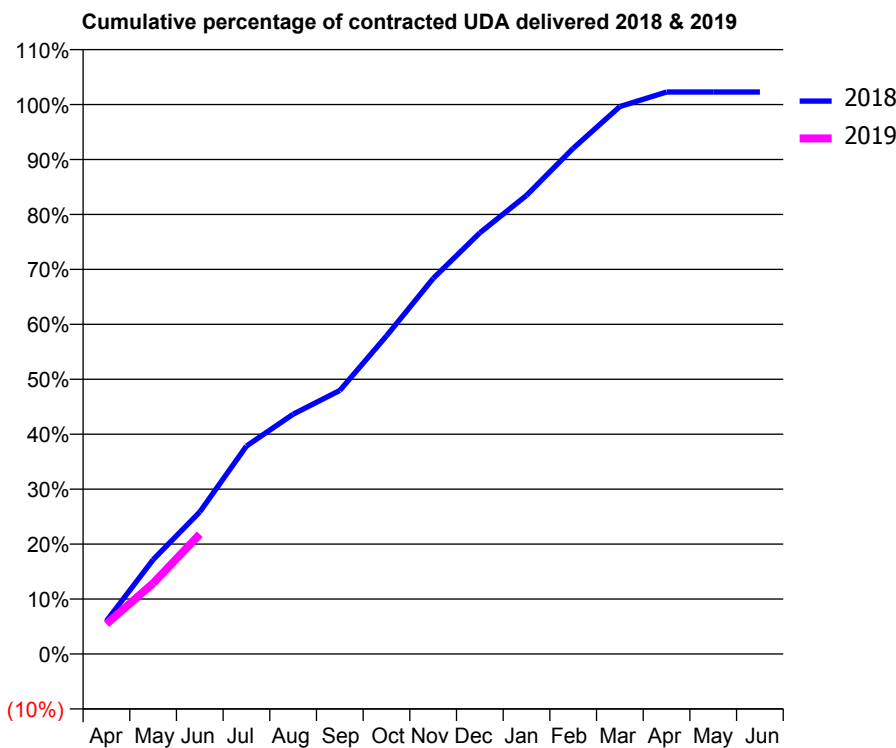
18/19 Contracted general activity (UDA)	15,171
Carry forward general activity (UDA)	0
18/19 Contracted orthodontic activity (UOA)	0
Carry forward orthodontic activity (UOA)	0
Baseline contract value	£525,491.82

ACCESS*

Patients seen in 24 months	Total	Change since previous quarter
Quarter ending June 2017	2,640	
Quarter ending September 2017	2,568	↓
Quarter ending December 2017	2,578	→
Quarter ending March 2018	2,547	↓
Quarter ending June 2018	2,559	→
Variance since June 2017	(3.1%)	↓



ACTIVITY



Month	Adjusted Scheduled Activity (UDA)	
	2018	2019
April	910	832
May	2,606	1,952
June	3,921	3,310
July	5,742	
August	6,622	
September	7,275	
October	8,784	
November	10,369	
December	11,629	
January	12,663	
February	13,962	
March	15,116	
April	15,517	
May	15,517	
June	15,515	

QUALITY

	Quantity	Base Number	Contract	AT	Region	England
% of FP17s for the same patient ID Re-attending within 3 months - Children	2	82	2.4%	9.9%	11.5%	11.5%
% of FP17s for the same patient ID Re-attending within 3 months - Adults	70	466	15.0%	15.7%	16.6%	15.4%
% of FP17s for the same patient ID Re-attending between 3 & 9 months - Children	34	82	41.5%	48.8%	48.8%	58.9%
% of FP17s for the same patient ID Re-attending between 3 & 9 months - Adults	144	466	30.9%	38.6%	39.3%	51.6%
% of FP17s for Band 1 Urgent Courses	28	480	5.8%	11.0%	10.6%	8.9%
% of FP17s Relating to Free Repair or Replacements	3	480	0.6%	0.5%	0.5%	0.8%
% of FP17s Relating to Continuations	1	480	0.2%	0.5%	0.7%	0.9%
% of Patients satisfied with the dentistry they have received	0	0	N/A	88.4%	90.4%	93.2%
% of Patients satisfied with the time they had to wait for an appointment	0	0	N/A	83.8%	85.3%	88.8%

* This is based on patients treated on this contract for their most recent course of treatment. Figures in italics indicate the base number of FP17s or Patient Questionnaire responses are less than 100. N/A is shown where the base number of responses is less than 10 during the period. % is calculated as Quantity/Base number*100

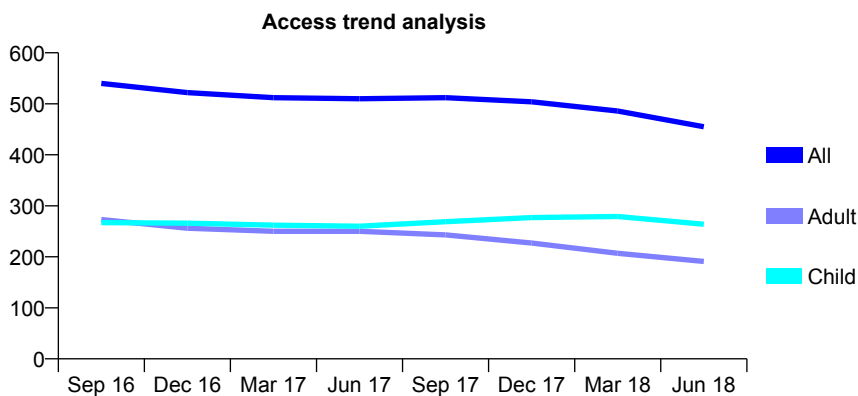
Q62 - Vital Signs At a Glance Contract Report for 661651/0001 - June 2018

Name or company name	MR I RAI
Contract type name	GDS Contract
Purpose of contract	General
Contract start date	01/04/2014
Contract end date	

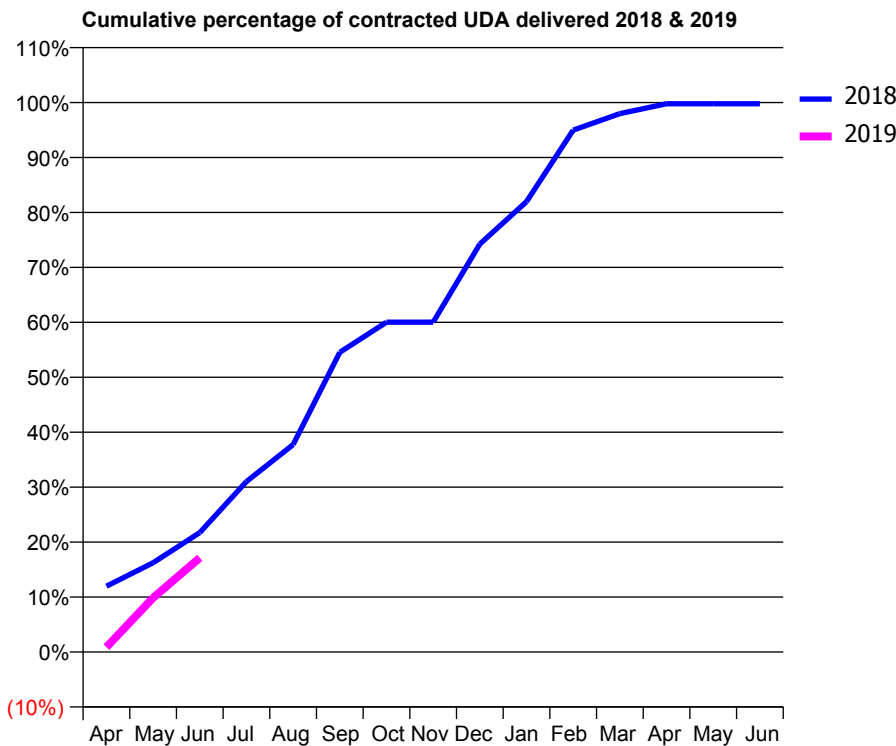
18/19 Contracted general activity (UDA)	893
Carry forward general activity (UDA)	0
18/19 Contracted orthodontic activity (UOA)	0
Carry forward orthodontic activity (UOA)	0
Baseline contract value	£21,761.86

ACCESS*

Patients seen in 24 months	Total	Change since previous quarter
Quarter ending June 2017	510	
Quarter ending September 2017	512	→
Quarter ending December 2017	504	↓
Quarter ending March 2018	486	↓
Quarter ending June 2018	455	↓
Variance since June 2017	(10.8%)	↓



ACTIVITY



Adjusted Scheduled Activity (UDA)		
Month	2018	2019
April	107	8
May	145	88
June	194	153
July	277	
August	337	
September	487	
October	536	
November	536	
December	663	
January	732	
February	848	
March	875	
April	891	
May	891	
June	891	

QUALITY

	Quantity	Base Number	Contract	AT	Region	England
% of FP17s for the same patient ID Re-attending within 3 months - Children	2	66	3.0%	9.9%	11.5%	11.5%
% of FP17s for the same patient ID Re-attending within 3 months - Adults	2	25	8.0%	15.7%	16.6%	15.4%
% of FP17s for the same patient ID Re-attending between 3 & 9 months - Children	34	66	51.5%	48.8%	48.8%	58.9%
% of FP17s for the same patient ID Re-attending between 3 & 9 months - Adults	7	25	28.0%	38.6%	39.3%	51.6%
% of FP17s for Band 1 Urgent Courses	0	81	0.0%	11.0%	10.6%	8.9%
% of FP17s Relating to Free Repair or Replacements	0	81	0.0%	0.5%	0.5%	0.8%
% of FP17s Relating to Continuations	1	81	1.2%	0.5%	0.7%	0.9%
% of Patients satisfied with the dentistry they have received	0	0	N/A	88.4%	90.4%	93.2%
% of Patients satisfied with the time they had to wait for an appointment	0	0	N/A	83.8%	85.3%	88.8%

* This is based on patients treated on this contract for their most recent course of treatment. Figures in italics indicate the base number of FP17s or Patient Questionnaire responses are less than 100. N/A is shown where the base number of responses is less than 10 during the period. % is calculated as Quantity/Base number*100

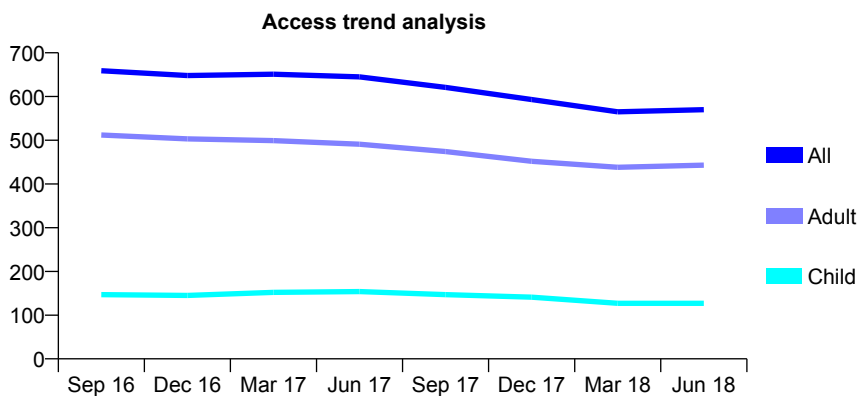
Q62 - Vital Signs At a Glance Contract Report for 675237/0001 - June 2018

Name or company name	MR M FARHANG HAERI
Contract type name	GDS Contract
Purpose of contract	General
Contract start date	01/04/2006
Contract end date	

18/19 Contracted general activity (UDA)	2,365
Carry forward general activity (UDA)	0
18/19 Contracted orthodontic activity (UOA)	0
Carry forward orthodontic activity (UOA)	0
Baseline contract value	£68,238.60

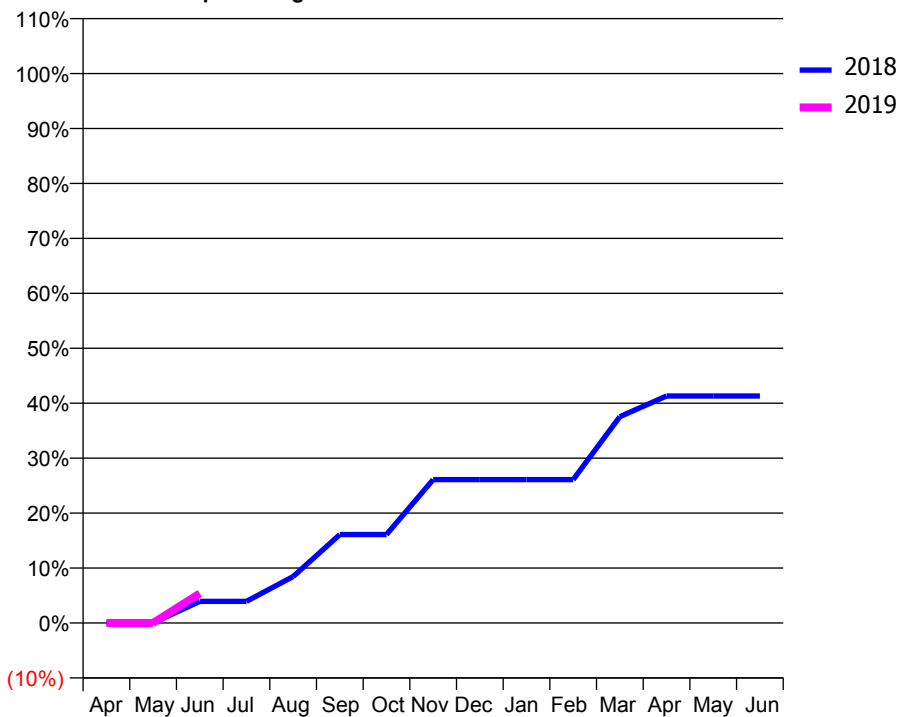
ACCESS*

Patients seen in 24 months	Total	Change since previous quarter
Quarter ending June 2017	645	
Quarter ending September 2017	621	↓
Quarter ending December 2017	593	↓
Quarter ending March 2018	565	↓
Quarter ending June 2018	570	→
Variance since June 2017	(11.6%)	↓



ACTIVITY

Cumulative percentage of contracted UDA delivered 2018 & 2019



Adjusted Scheduled Activity (UDA)

Month	2018	2019
April	0	0
May	0	0
June	93	127
July	93	
August	200	
September	381	
October	381	
November	617	
December	617	
January	617	
February	617	
March	888	
April	977	
May	977	
June	977	

QUALITY

	Quantity	Base Number	Contract	AT	Region	England
% of FP17s for the same patient ID Re-attending within 3 months - Children	0	21	0.0%	9.9%	11.5%	11.5%
% of FP17s for the same patient ID Re-attending within 3 months - Adults	1	71	1.4%	15.7%	16.6%	15.4%
% of FP17s for the same patient ID Re-attending between 3 & 9 months - Children	8	21	38.1%	48.8%	48.8%	58.9%
% of FP17s for the same patient ID Re-attending between 3 & 9 months - Adults	14	71	19.7%	38.6%	39.3%	51.6%
% of FP17s for Band 1 Urgent Courses	0	55	0.0%	11.0%	10.6%	8.9%
% of FP17s Relating to Free Repair or Replacements	0	55	0.0%	0.5%	0.5%	0.8%
% of FP17s Relating to Continuations	0	55	0.0%	0.5%	0.7%	0.9%
% of Patients satisfied with the dentistry they have received	0	0	N/A	88.4%	90.4%	93.2%
% of Patients satisfied with the time they had to wait for an appointment	0	0	N/A	83.8%	85.3%	88.8%

* This is based on patients treated on this contract for their most recent course of treatment. Figures in italics indicate the base number of FP17s or Patient Questionnaire responses are less than 100. N/A is shown where the base number of responses is less than 10 during the period. % is calculated as Quantity/Base number*100

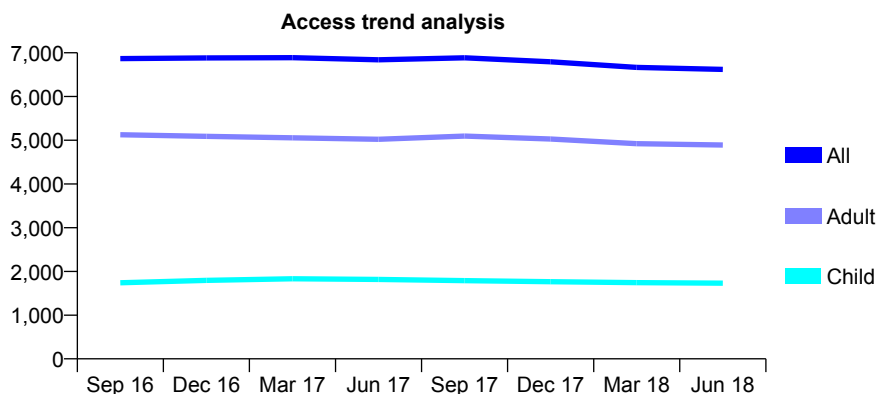
Q62 - Vital Signs At a Glance Contract Report for 676713/0001 - June 2018

Name or company name	MR K KAVIANI
Contract type name	GDS Contract
Purpose of contract	General
Contract start date	01/04/2006
Contract end date	

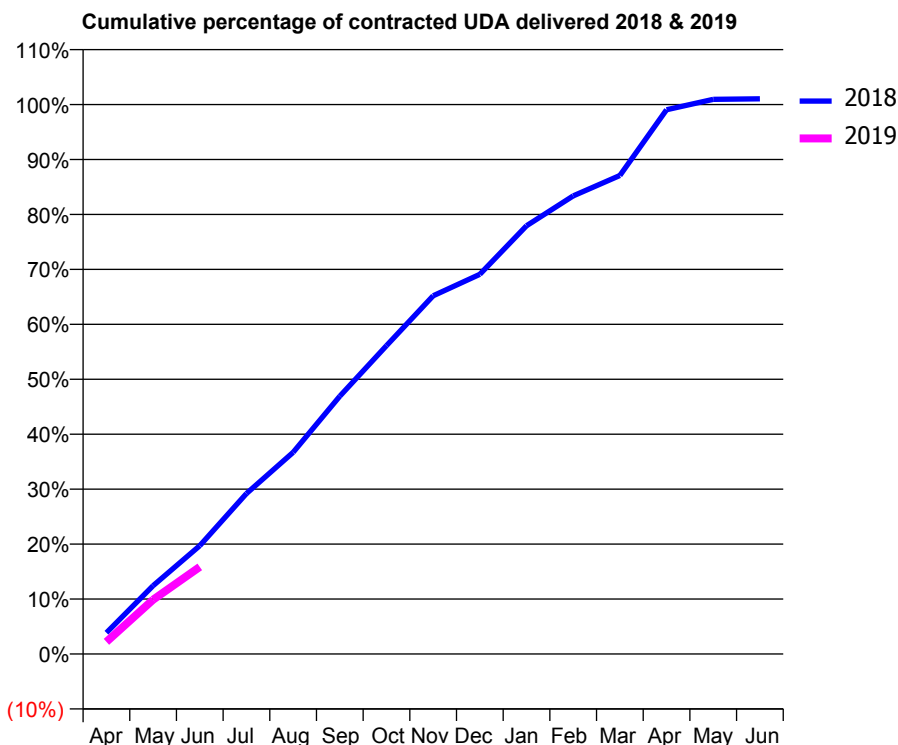
18/19 Contracted general activity (UDA)	17,508
Carry forward general activity (UDA)	0
18/19 Contracted orthodontic activity (UOA)	0
Carry forward orthodontic activity (UOA)	0
Baseline contract value	£524,935.58

ACCESS*

Patients seen in 24 months	Total	Change since previous quarter
Quarter ending June 2017	6,839	
Quarter ending September 2017	6,886	→
Quarter ending December 2017	6,794	↓
Quarter ending March 2018	6,666	↓
Quarter ending June 2018	6,620	→
Variance since June 2017	(3.2%)	↓



ACTIVITY



Month	Adjusted Scheduled Activity (UDA)	
	2018	2019
April	678	387
May	2,178	1,732
June	3,451	2,775
July	5,113	
August	6,425	
September	8,214	
October	9,825	
November	11,412	
December	12,099	
January	13,643	
February	14,595	
March	15,247	
April	17,341	
May	17,671	
June	17,690	

QUALITY

	Quantity	Base Number	Contract	AT	Region	England
% of FP17s for the same patient ID Re-attending within 3 months - Children	32	532	6.0%	9.9%	11.5%	11.5%
% of FP17s for the same patient ID Re-attending within 3 months - Adults	306	1,595	19.2%	15.7%	16.6%	15.4%
% of FP17s for the same patient ID Re-attending between 3 & 9 months - Children	176	532	33.1%	48.8%	48.8%	58.9%
% of FP17s for the same patient ID Re-attending between 3 & 9 months - Adults	495	1,595	31.0%	38.6%	39.3%	51.6%
% of FP17s for Band 1 Urgent Courses	120	1,088	11.0%	11.0%	10.6%	8.9%
% of FP17s Relating to Free Repair or Replacements	35	1,088	3.2%	0.5%	0.5%	0.8%
% of FP17s Relating to Continuations	15	1,088	1.4%	0.5%	0.7%	0.9%
% of Patients satisfied with the dentistry they have received	2	2	N/A	88.4%	90.4%	93.2%
% of Patients satisfied with the time they had to wait for an appointment	2	2	N/A	83.8%	85.3%	88.8%

* This is based on patients treated on this contract for their most recent course of treatment. Figures in italics indicate the base number of FP17s or Patient Questionnaire responses are less than 100. N/A is shown where the base number of responses is less than 10 during the period. % is calculated as Quantity/Base number*100

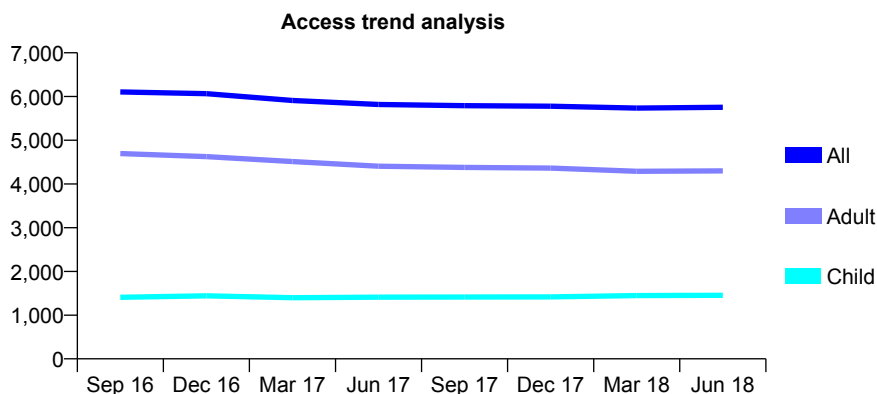
Q62 - Vital Signs At a Glance Contract Report for 676721/0001 - June 2018

Name or company name	MISS AM PATEL
Contract type name	GDS Contract
Purpose of contract	General
Contract start date	01/05/2008
Contract end date	

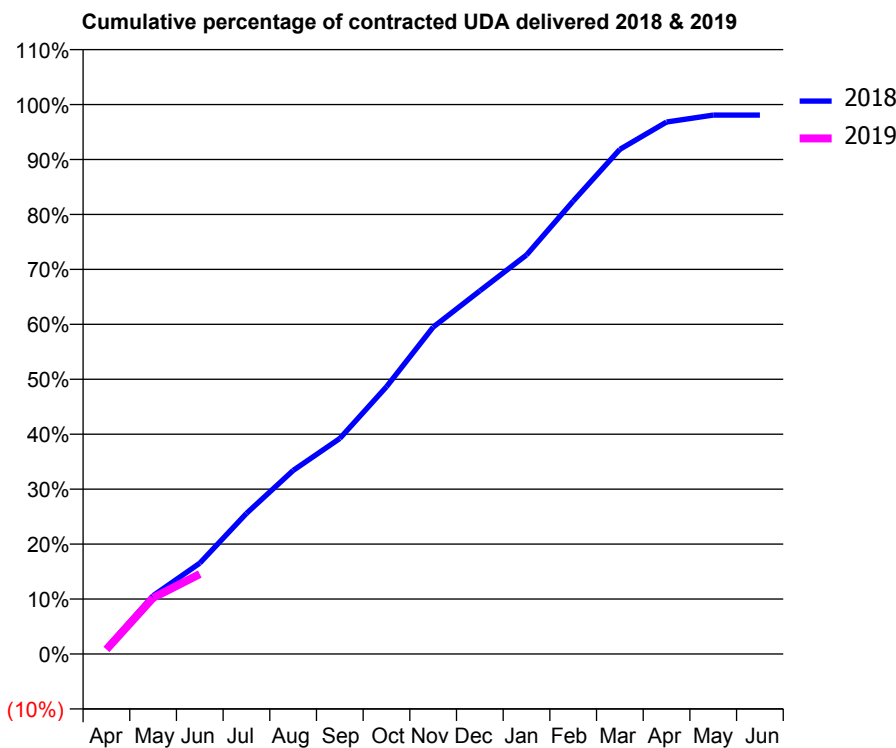
18/19 Contracted general activity (UDA)	19,880
Carry forward general activity (UDA)	0
18/19 Contracted orthodontic activity (UOA)	0
Carry forward orthodontic activity (UOA)	0
Baseline contract value	£608,228.95

ACCESS*

Patients seen in 24 months	Total	Change since previous quarter
Quarter ending June 2017	5,817	
Quarter ending September 2017	5,791	→
Quarter ending December 2017	5,778	→
Quarter ending March 2018	5,737	→
Quarter ending June 2018	5,753	→
Variance since June 2017	(1.1%)	↓



ACTIVITY



Month	Adjusted Scheduled Activity (UDA)	
	2018	2019
April	210	167
May	2,110	2,031
June	3,289	2,891
July	5,089	
August	6,642	
September	7,799	
October	9,668	
November	11,828	
December	13,138	
January	14,438	
February	16,388	
March	18,257	
April	19,246	
May	19,495	
June	19,495	

QUALITY

	Quantity	Base Number	Contract	AT	Region	England
% of FP17s for the same patient ID Re-attending within 3 months - Children	28	337	8.3%	9.9%	11.5%	11.5%
% of FP17s for the same patient ID Re-attending within 3 months - Adults	134	1,011	13.3%	15.7%	16.6%	15.4%
% of FP17s for the same patient ID Re-attending between 3 & 9 months - Children	138	337	40.9%	48.8%	48.8%	58.9%
% of FP17s for the same patient ID Re-attending between 3 & 9 months - Adults	449	1,011	44.4%	38.6%	39.3%	51.6%
% of FP17s for Band 1 Urgent Courses	121	1,000	12.1%	11.0%	10.6%	8.9%
% of FP17s Relating to Free Repair or Replacements	4	1,000	0.4%	0.5%	0.5%	0.8%
% of FP17s Relating to Continuations	3	1,000	0.3%	0.5%	0.7%	0.9%
% of Patients satisfied with the dentistry they have received	4	4	N/A	88.4%	90.4%	93.2%
% of Patients satisfied with the time they had to wait for an appointment	4	4	N/A	83.8%	85.3%	88.8%

* This is based on patients treated on this contract for their most recent course of treatment. Figures in italics indicate the base number of FP17s or Patient Questionnaire responses are less than 100. N/A is shown where the base number of responses is less than 10 during the period. % is calculated as Quantity/Base number*100

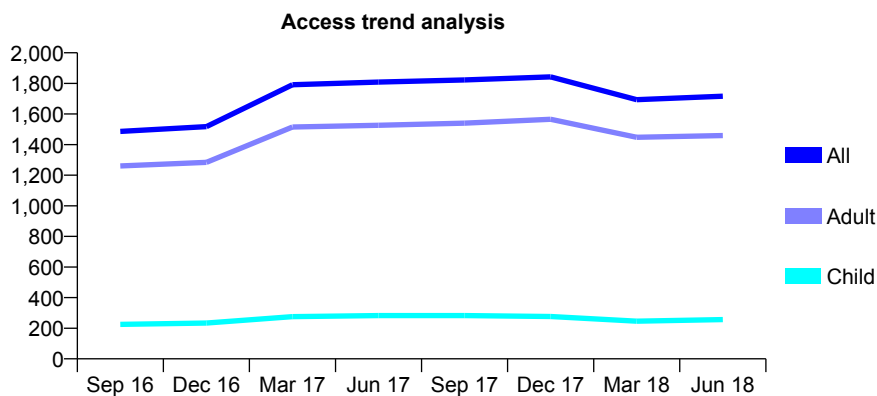
Q62 - Vital Signs At a Glance Contract Report for 677019/0001 - June 2018

Name or company name	Bhavish Thakrar and Jayesh Kotecha
Contract type name	GDS Contract
Purpose of contract	General
Contract start date	01/04/2006
Contract end date	

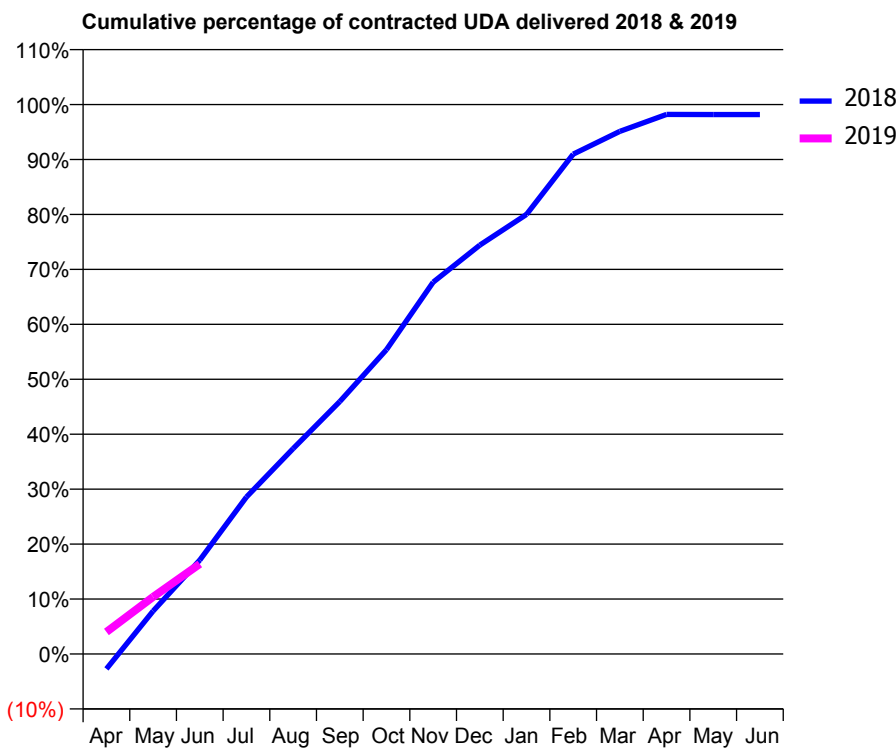
18/19 Contracted general activity (UDA)	6,359
Carry forward general activity (UDA)	0
18/19 Contracted orthodontic activity (UOA)	0
Carry forward orthodontic activity (UOA)	0
Baseline contract value	£225,091.92

ACCESS*

Patients seen in 24 months	Total	Change since previous quarter
Quarter ending June 2017	1,809	
Quarter ending September 2017	1,823	→
Quarter ending December 2017	1,843	→
Quarter ending March 2018	1,694	↓
Quarter ending June 2018	1,716	→
Variance since June 2017	(5.1%)	↓



ACTIVITY



Month	Adjusted Scheduled Activity (UDA)	
	2018	2019
April	-174	255
May	498	661
June	1,087	1,043
July	1,817	
August	2,378	
September	2,922	
October	3,522	
November	4,303	
December	4,732	
January	5,087	
February	5,784	
March	6,049	
April	6,244	
May	6,243	
June	6,243	

QUALITY

	Quantity	Base Number	Contract	AT	Region	England
% of FP17s for the same patient ID Re-attending within 3 months - Children	3	68	4.4%	9.9%	11.5%	11.5%
% of FP17s for the same patient ID Re-attending within 3 months - Adults	46	306	15.0%	15.7%	16.6%	15.4%
% of FP17s for the same patient ID Re-attending between 3 & 9 months - Children	23	68	33.8%	48.8%	48.8%	58.9%
% of FP17s for the same patient ID Re-attending between 3 & 9 months - Adults	92	306	30.1%	38.6%	39.3%	51.6%
% of FP17s for Band 1 Urgent Courses	53	336	15.8%	11.0%	10.6%	8.9%
% of FP17s Relating to Free Repair or Replacements	1	336	0.3%	0.5%	0.5%	0.8%
% of FP17s Relating to Continuations	1	336	0.3%	0.5%	0.7%	0.9%
% of Patients satisfied with the dentistry they have received	1	2	N/A	88.4%	90.4%	93.2%
% of Patients satisfied with the time they had to wait for an appointment	1	2	N/A	83.8%	85.3%	88.8%

* This is based on patients treated on this contract for their most recent course of treatment. Figures in italics indicate the base number of FP17s or Patient Questionnaire responses are less than 100. N/A is shown where the base number of responses is less than 10 during the period. % is calculated as Quantity/Base number*100

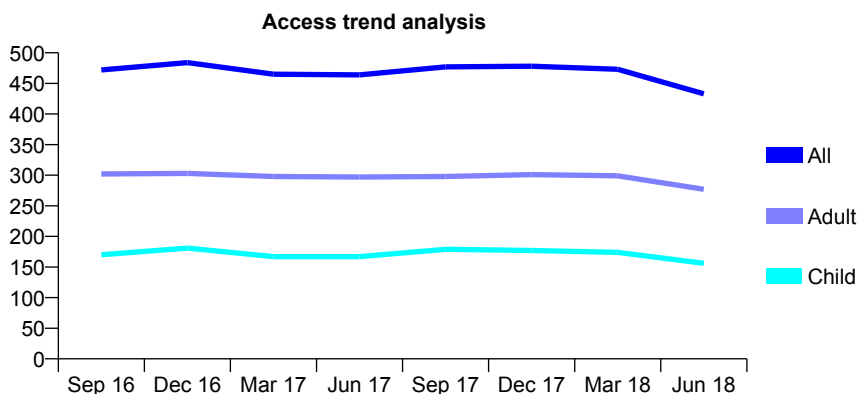
Q62 - Vital Signs At a Glance Contract Report for 678635/0001 - June 2018

Name or company name	Zabihi and Partners
Contract type name	GDS Contract
Purpose of contract	General
Contract start date	01/04/2006
Contract end date	

18/19 Contracted general activity (UDA)	1,263
Carry forward general activity (UDA)	0
18/19 Contracted orthodontic activity (UOA)	0
Carry forward orthodontic activity (UOA)	0
Baseline contract value	£31,451.02

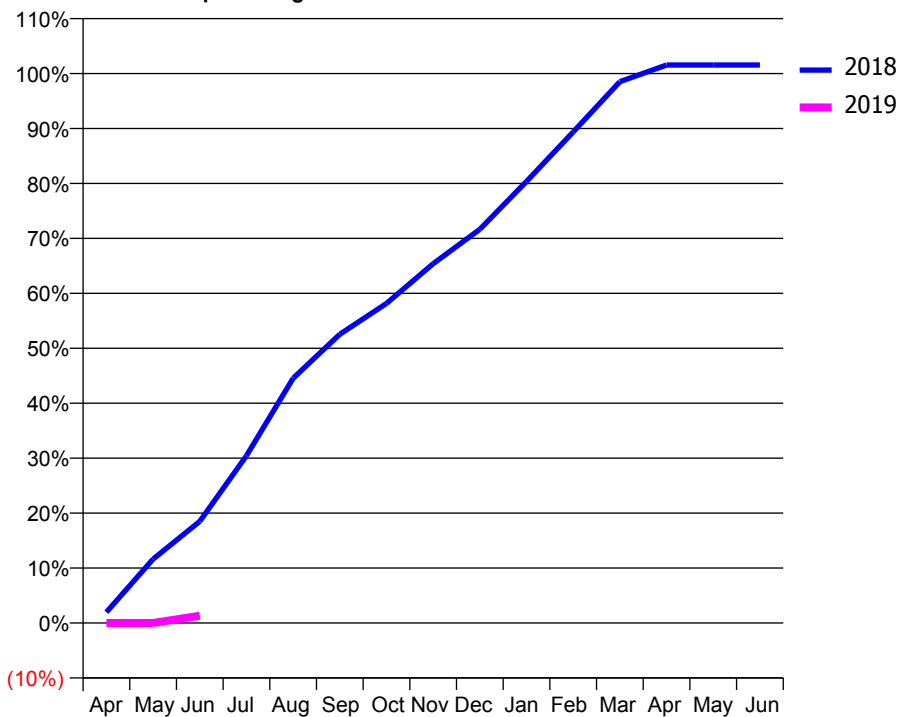
ACCESS*

Patients seen in 24 months	Total	Change since previous quarter
Quarter ending June 2017	464	
Quarter ending September 2017	477	↑
Quarter ending December 2017	478	→
Quarter ending March 2018	473	↓
Quarter ending June 2018	433	↓
Variance since June 2017	(6.7%)	↓



ACTIVITY

Cumulative percentage of contracted UDA delivered 2018 & 2019



Adjusted Scheduled Activity (UDA)

Month	2018	2019
April	25	0
May	147	0
June	234	17
July	385	
August	563	
September	664	
October	734	
November	826	
December	905	
January	1,015	
February	1,129	
March	1,244	
April	1,282	
May	1,282	
June	1,282	

QUALITY

	Quantity	Base Number	Contract	AT	Region	England
% of FP17s for the same patient ID Re-attending within 3 months - Children	2	13	15.4%	9.9%	11.5%	11.5%
% of FP17s for the same patient ID Re-attending within 3 months - Adults	1	16	6.3%	15.7%	16.6%	15.4%
% of FP17s for the same patient ID Re-attending between 3 & 9 months - Children	7	13	53.8%	48.8%	48.8%	58.9%
% of FP17s for the same patient ID Re-attending between 3 & 9 months - Adults	6	16	37.5%	38.6%	39.3%	51.6%
% of FP17s for Band 1 Urgent Courses	3	14	21.4%	11.0%	10.6%	8.9%
% of FP17s Relating to Free Repair or Replacements	0	14	0.0%	0.5%	0.5%	0.8%
% of FP17s Relating to Continuations	0	14	0.0%	0.5%	0.7%	0.9%
% of Patients satisfied with the dentistry they have received	1	1	N/A	88.4%	90.4%	93.2%
% of Patients satisfied with the time they had to wait for an appointment	1	1	N/A	83.8%	85.3%	88.8%

* This is based on patients treated on this contract for their most recent course of treatment. Figures in italics indicate the base number of FP17s or Patient Questionnaire responses are less than 100. N/A is shown where the base number of responses is less than 10 during the period. % is calculated as Quantity/Base number*100

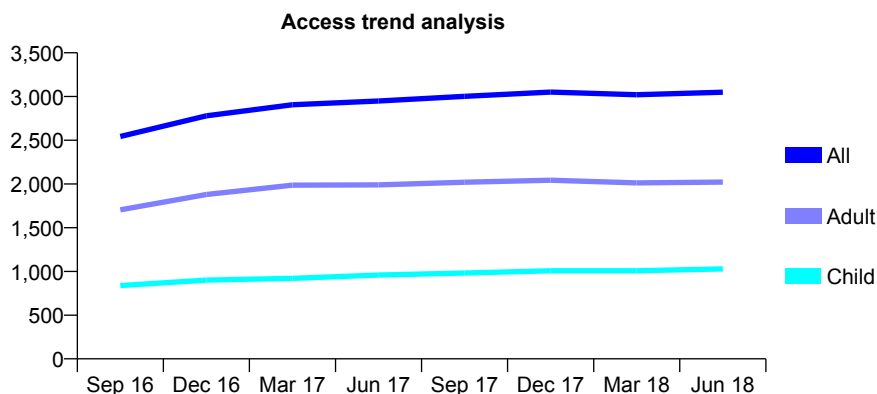
Q62 - Vital Signs At a Glance Contract Report for 679259/0001 - June 2018

Name or company name	MISS S MOVAHEDI
Contract type name	GDS Contract
Purpose of contract	General
Contract start date	01/02/2015
Contract end date	

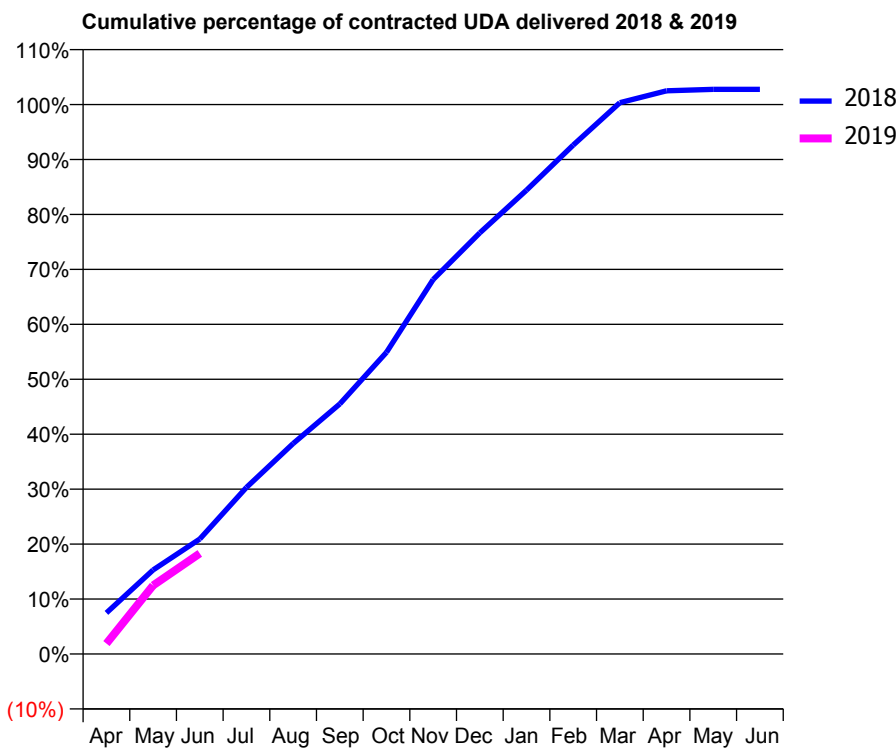
18/19 Contracted general activity (UDA)	5,094
Carry forward general activity (UDA)	0
18/19 Contracted orthodontic activity (UOA)	0
Carry forward orthodontic activity (UOA)	0
Baseline contract value	£173,256.46

ACCESS*

Patients seen in 24 months	Total	Change since previous quarter
Quarter ending June 2017	2,948	
Quarter ending September 2017	3,002	→
Quarter ending December 2017	3,051	→
Quarter ending March 2018	3,020	↓
Quarter ending June 2018	3,050	→
Variance since June 2017	3.5%	↑



ACTIVITY



Month	Adjusted Scheduled Activity (UDA)	
	2018	2019
April	382	97
May	779	637
June	1,067	932
July	1,544	
August	1,951	
September	2,319	
October	2,797	
November	3,471	
December	3,904	
January	4,300	
February	4,718	
March	5,111	
April	5,221	
May	5,235	
June	5,235	

QUALITY

	Quantity	Base Number	Contract	AT	Region	England
% of FP17s for the same patient ID Re-attending within 3 months - Children	27	314	8.6%	9.9%	11.5%	11.5%
% of FP17s for the same patient ID Re-attending within 3 months - Adults	112	521	21.5%	15.7%	16.6%	15.4%
% of FP17s for the same patient ID Re-attending between 3 & 9 months - Children	134	314	42.7%	48.8%	48.8%	58.9%
% of FP17s for the same patient ID Re-attending between 3 & 9 months - Adults	153	521	29.4%	38.6%	39.3%	51.6%
% of FP17s for Band 1 Urgent Courses	72	466	15.5%	11.0%	10.6%	8.9%
% of FP17s Relating to Free Repair or Replacements	0	466	0.0%	0.5%	0.5%	0.8%
% of FP17s Relating to Continuations	1	466	0.2%	0.5%	0.7%	0.9%
% of Patients satisfied with the dentistry they have received	0	0	N/A	88.4%	90.4%	93.2%
% of Patients satisfied with the time they had to wait for an appointment	0	0	N/A	83.8%	85.3%	88.8%

* This is based on patients treated on this contract for their most recent course of treatment. Figures in italics indicate the base number of FP17s or Patient Questionnaire responses are less than 100. N/A is shown where the base number of responses is less than 10 during the period. % is calculated as Quantity/Base number*100

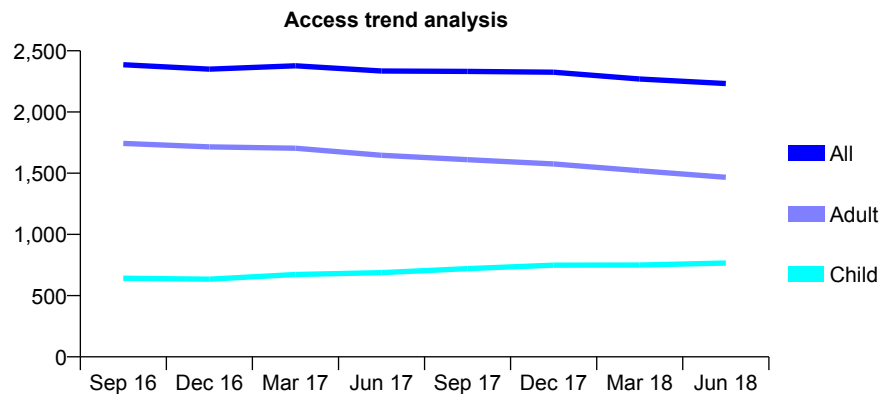
Q62 - Vital Signs At a Glance Contract Report for 679569/0001 - June 2018

Name or company name	MR A AGHABABAEI-KACHOU EI
Contract type name	GDS Contract
Purpose of contract	General
Contract start date	01/04/2006
Contract end date	

18/19 Contracted general activity (UDA)	7,475
Carry forward general activity (UDA)	0
18/19 Contracted orthodontic activity (UOA)	0
Carry forward orthodontic activity (UOA)	0
Baseline contract value	£279,022.78

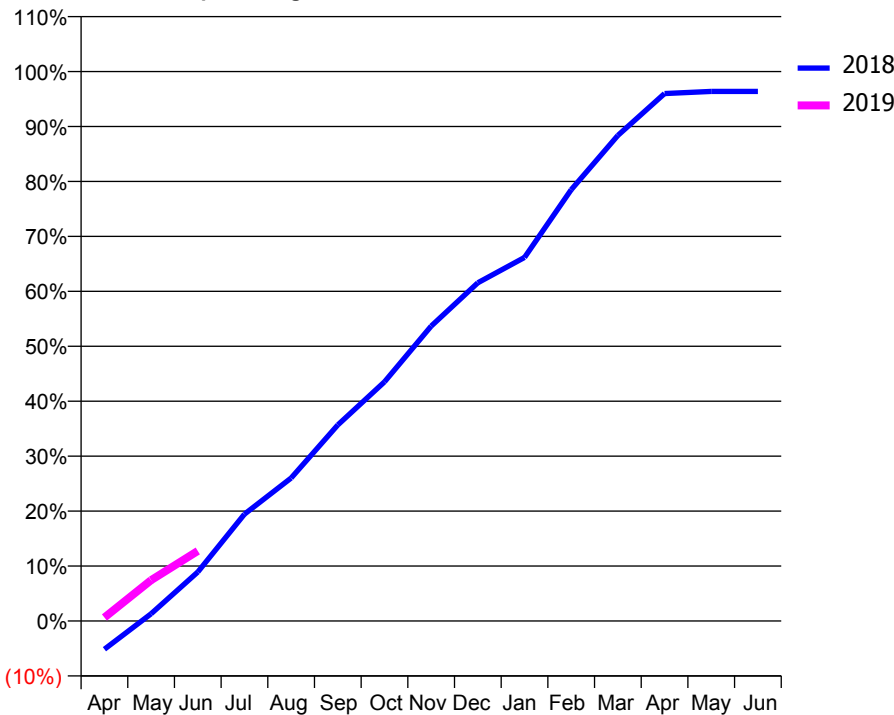
ACCESS*

Patients seen in 24 months	Total	Change since previous quarter
Quarter ending June 2017	2,335	
Quarter ending September 2017	2,332	→
Quarter ending December 2017	2,325	→
Quarter ending March 2018	2,270	↓
Quarter ending June 2018	2,233	↓
Variance since June 2017	(4.4%)	↓



ACTIVITY

Cumulative percentage of contracted UDA delivered 2018 & 2019



Month	Adjusted Scheduled Activity (UDA)	
	2018	2019
April	-386	47
May	99	556
June	667	954
July	1,453	
August	1,945	
September	2,667	
October	3,253	
November	4,012	
December	4,600	
January	4,945	
February	5,867	
March	6,605	
April	7,176	
May	7,205	
June	7,205	

QUALITY

	Quantity	Base Number	Contract	AT	Region	England
% of FP17s for the same patient ID Re-attending within 3 months - Children	14	217	6.5%	9.9%	11.5%	11.5%
% of FP17s for the same patient ID Re-attending within 3 months - Adults	36	254	14.2%	15.7%	16.6%	15.4%
% of FP17s for the same patient ID Re-attending between 3 & 9 months - Children	100	217	46.1%	48.8%	48.8%	58.9%
% of FP17s for the same patient ID Re-attending between 3 & 9 months - Adults	60	254	23.6%	38.6%	39.3%	51.6%
% of FP17s for Band 1 Urgent Courses	24	311	7.7%	11.0%	10.6%	8.9%
% of FP17s Relating to Free Repair or Replacements	0	311	0.0%	0.5%	0.5%	0.8%
% of FP17s Relating to Continuations	3	311	1.0%	0.5%	0.7%	0.9%
% of Patients satisfied with the dentistry they have received	0	0	N/A	88.4%	90.4%	93.2%
% of Patients satisfied with the time they had to wait for an appointment	0	0	N/A	83.8%	85.3%	88.8%

* This is based on patients treated on this contract for their most recent course of treatment. Figures in italics indicate the base number of FP17s or Patient Questionnaire responses are less than 100. N/A is shown where the base number of responses is less than 10 during the period. % is calculated as Quantity/Base number*100

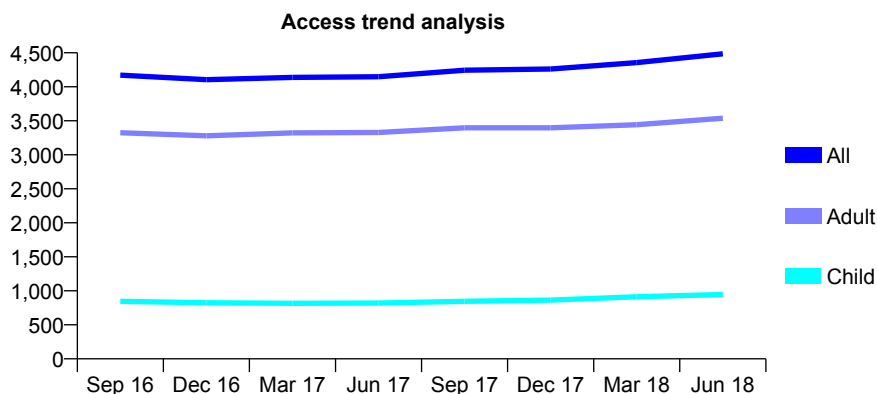
Q62 - Vital Signs At a Glance Contract Report for 686166/0001 - June 2018

Name or company name	MR R BAREZ
Contract type name	GDS Contract
Purpose of contract	General
Contract start date	01/12/2009
Contract end date	

18/19 Contracted general activity (UDA)	13,132
Carry forward general activity (UDA)	0
18/19 Contracted orthodontic activity (UOA)	0
Carry forward orthodontic activity (UOA)	0
Baseline contract value	£296,395.34

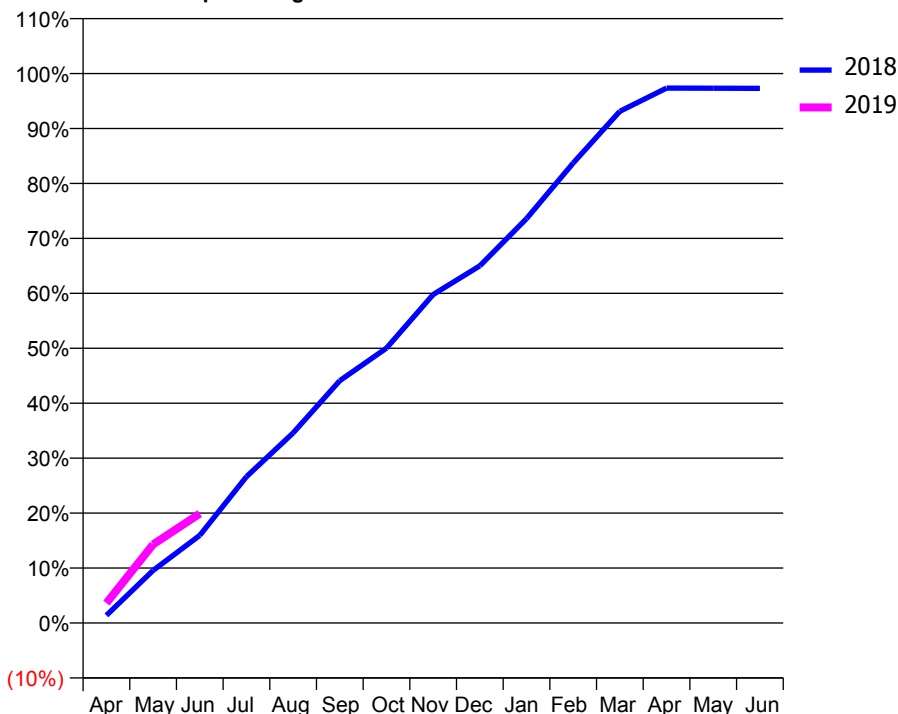
ACCESS*

Patients seen in 24 months	Total	Change since previous quarter
Quarter ending June 2017	4,148	
Quarter ending September 2017	4,244	↑
Quarter ending December 2017	4,261	→
Quarter ending March 2018	4,355	↑
Quarter ending June 2018	4,486	↑
Variance since June 2017	8.1%	↑



ACTIVITY

Cumulative percentage of contracted UDA delivered 2018 & 2019



Month	Adjusted Scheduled Activity (UDA)	
	2018	2019
April	183	478
May	1,257	1,878
June	2,095	2,614
July	3,496	
August	4,543	
September	5,793	
October	6,570	
November	7,851	
December	8,536	
January	9,664	
February	10,994	
March	12,230	
April	12,783	
May	12,779	
June	12,778	

QUALITY

	Quantity	Base Number	Contract	AT	Region	England
% of FP17s for the same patient ID Re-attending within 3 months - Children	32	360	8.9%	9.9%	11.5%	11.5%
% of FP17s for the same patient ID Re-attending within 3 months - Adults	178	1,120	15.9%	15.7%	16.6%	15.4%
% of FP17s for the same patient ID Re-attending between 3 & 9 months - Children	212	360	58.9%	48.8%	48.8%	58.9%
% of FP17s for the same patient ID Re-attending between 3 & 9 months - Adults	558	1,120	49.8%	38.6%	39.3%	51.6%
% of FP17s for Band 1 Urgent Courses	142	1,244	11.4%	11.0%	10.6%	8.9%
% of FP17s Relating to Free Repair or Replacements	5	1,244	0.4%	0.5%	0.5%	0.8%
% of FP17s Relating to Continuations	13	1,244	1.0%	0.5%	0.7%	0.9%
% of Patients satisfied with the dentistry they have received	2	2	N/A	88.4%	90.4%	93.2%
% of Patients satisfied with the time they had to wait for an appointment	2	2	N/A	83.8%	85.3%	88.8%

* This is based on patients treated on this contract for their most recent course of treatment. Figures in italics indicate the base number of FP17s or Patient Questionnaire responses are less than 100. N/A is shown where the base number of responses is less than 10 during the period. % is calculated as Quantity/Base number*100

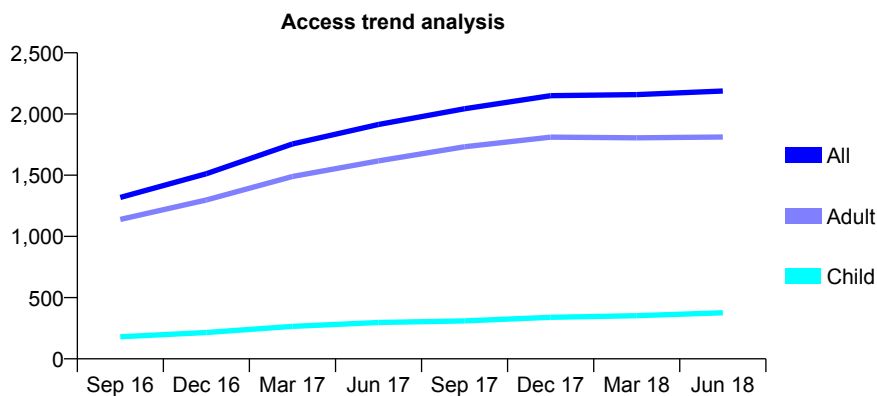
Q62 - Vital Signs At a Glance Contract Report for 686166/0002 - June 2018

Name or company name	MR R BAREZ
Contract type name	GDS Contract
Purpose of contract	General
Contract start date	01/12/2015
Contract end date	

18/19 Contracted general activity (UDA)	5,771
Carry forward general activity (UDA)	0
18/19 Contracted orthodontic activity (UOA)	0
Carry forward orthodontic activity (UOA)	0
Baseline contract value	£171,284.16

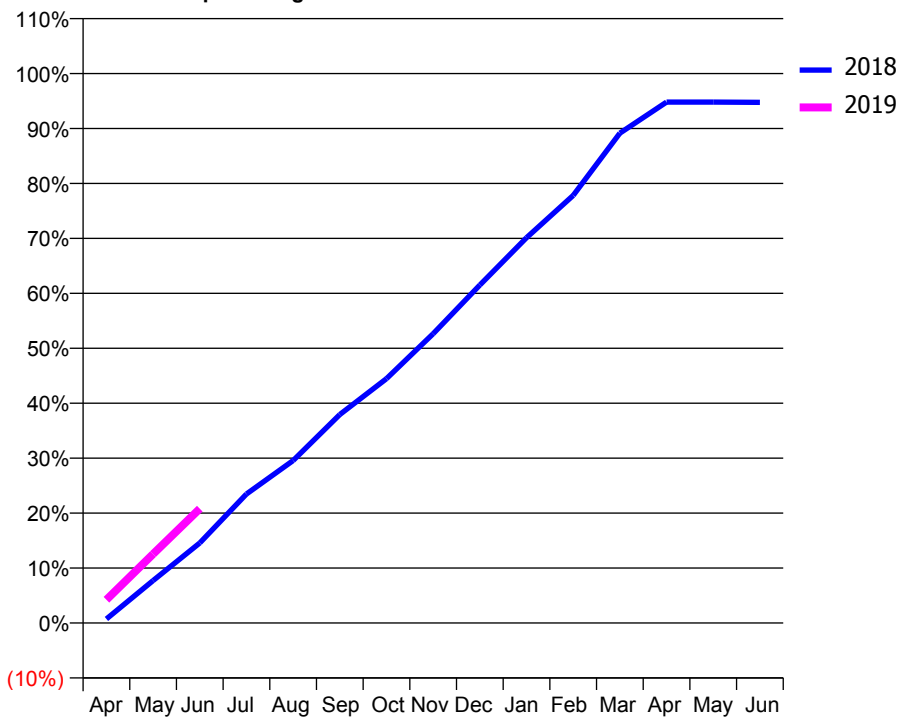
ACCESS*

Patients seen in 24 months	Total	Change since previous quarter
Quarter ending June 2017	1,914	
Quarter ending September 2017	2,043	↑
Quarter ending December 2017	2,150	↑
Quarter ending March 2018	2,158	→
Quarter ending June 2018	2,188	→
Variance since June 2017	14.3%	↑



ACTIVITY

Cumulative percentage of contracted UDA delivered 2018 & 2019



Month	Adjusted Scheduled Activity (UDA)	
	2018	2019
April	43	244
May	446	725
June	841	1,201
July	1,355	
August	1,707	
September	2,190	
October	2,567	
November	3,038	
December	3,550	
January	4,047	
February	4,490	
March	5,144	
April	5,470	
May	5,471	
June	5,468	

QUALITY

	Quantity	Base Number	Contract	AT	Region	England
% of FP17s for the same patient ID Re-attending within 3 months - Children	13	125	10.4%	9.9%	11.5%	11.5%
% of FP17s for the same patient ID Re-attending within 3 months - Adults	114	552	20.7%	15.7%	16.6%	15.4%
% of FP17s for the same patient ID Re-attending between 3 & 9 months - Children	66	125	52.8%	48.8%	48.8%	58.9%
% of FP17s for the same patient ID Re-attending between 3 & 9 months - Adults	225	552	40.8%	38.6%	39.3%	51.6%
% of FP17s for Band 1 Urgent Courses	117	578	20.2%	11.0%	10.6%	8.9%
% of FP17s Relating to Free Repair or Replacements	5	578	0.9%	0.5%	0.5%	0.8%
% of FP17s Relating to Continuations	11	578	1.9%	0.5%	0.7%	0.9%
% of Patients satisfied with the dentistry they have received	2	2	N/A	88.4%	90.4%	93.2%
% of Patients satisfied with the time they had to wait for an appointment	2	2	N/A	83.8%	85.3%	88.8%

* This is based on patients treated on this contract for their most recent course of treatment. Figures in italics indicate the base number of FP17s or Patient Questionnaire responses are less than 100. N/A is shown where the base number of responses is less than 10 during the period. % is calculated as Quantity/Base number*100

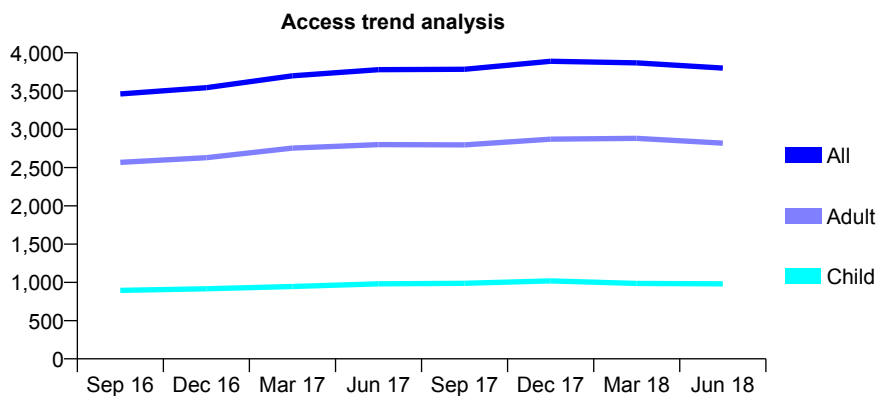
Q62 - Vital Signs At a Glance Contract Report for 691070/0001 - June 2018

Name or company name	MR H EZZATI-NIK
Contract type name	GDS Contract
Purpose of contract	General
Contract start date	31/10/2008
Contract end date	

18/19 Contracted general activity (UDA)	11,718
Carry forward general activity (UDA)	0
18/19 Contracted orthodontic activity (UOA)	0
Carry forward orthodontic activity (UOA)	0
Baseline contract value	£323,341.04

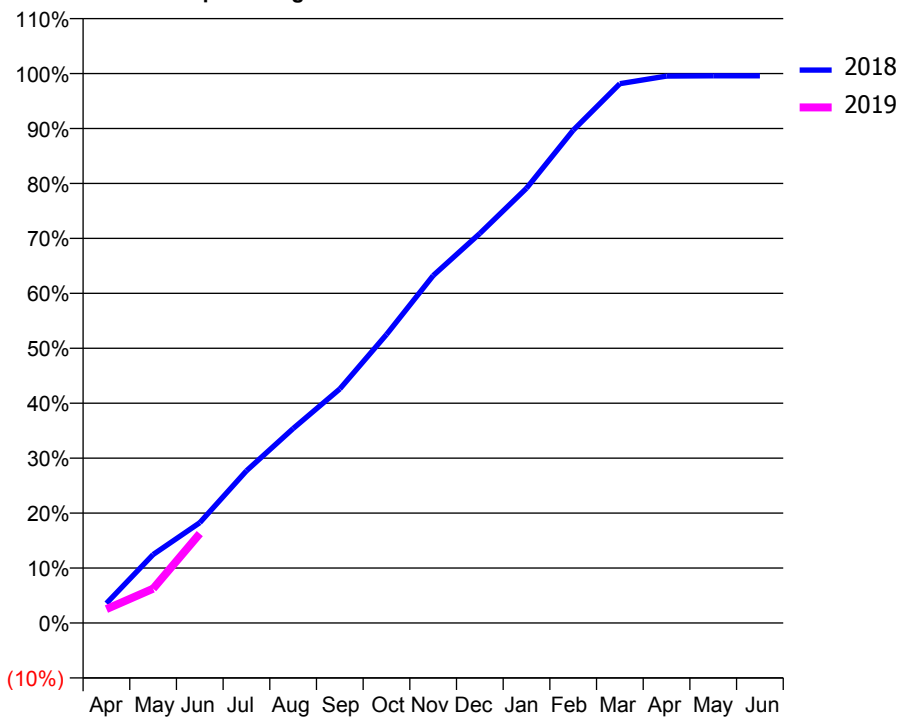
ACCESS*

Patients seen in 24 months	Total	Change since previous quarter
Quarter ending June 2017	3,780	
Quarter ending September 2017	3,784	→
Quarter ending December 2017	3,890	↑
Quarter ending March 2018	3,868	→
Quarter ending June 2018	3,800	↓
Variance since June 2017	0.5%	→



ACTIVITY

Cumulative percentage of contracted UDA delivered 2018 & 2019



Adjusted Scheduled Activity (UDA)

Month	2018	2019
April	419	296
May	1,459	731
June	2,140	1,907
July	3,247	
August	4,149	
September	4,991	
October	6,153	
November	7,410	
December	8,308	
January	9,273	
February	10,510	
March	11,502	
April	11,662	
May	11,669	
June	11,668	

QUALITY

	Quantity	Base Number	Contract	AT	Region	England
% of FP17s for the same patient ID Re-attending within 3 months - Children	6	234	2.6%	9.9%	11.5%	11.5%
% of FP17s for the same patient ID Re-attending within 3 months - Adults	54	590	9.2%	15.7%	16.6%	15.4%
% of FP17s for the same patient ID Re-attending between 3 & 9 months - Children	125	234	53.4%	48.8%	48.8%	58.9%
% of FP17s for the same patient ID Re-attending between 3 & 9 months - Adults	262	590	44.4%	38.6%	39.3%	51.6%
% of FP17s for Band 1 Urgent Courses	30	772	3.9%	11.0%	10.6%	8.9%
% of FP17s Relating to Free Repair or Replacements	0	772	0.0%	0.5%	0.5%	0.8%
% of FP17s Relating to Continuations	0	772	0.0%	0.5%	0.7%	0.9%
% of Patients satisfied with the dentistry they have received	1	1	N/A	88.4%	90.4%	93.2%
% of Patients satisfied with the time they had to wait for an appointment	1	1	N/A	83.8%	85.3%	88.8%

* This is based on patients treated on this contract for their most recent course of treatment. Figures in italics indicate the base number of FP17s or Patient Questionnaire responses are less than 100. N/A is shown where the base number of responses is less than 10 during the period. % is calculated as Quantity/Base number*100

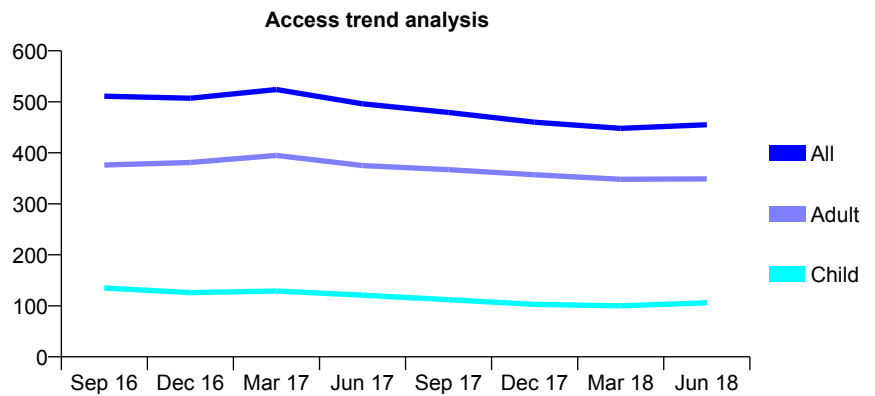
Q62 - Vital Signs At a Glance Contract Report for 692301/0001 - June 2018

Name or company name	MR A VUCETIC
Contract type name	GDS Contract
Purpose of contract	General
Contract start date	01/06/2008
Contract end date	

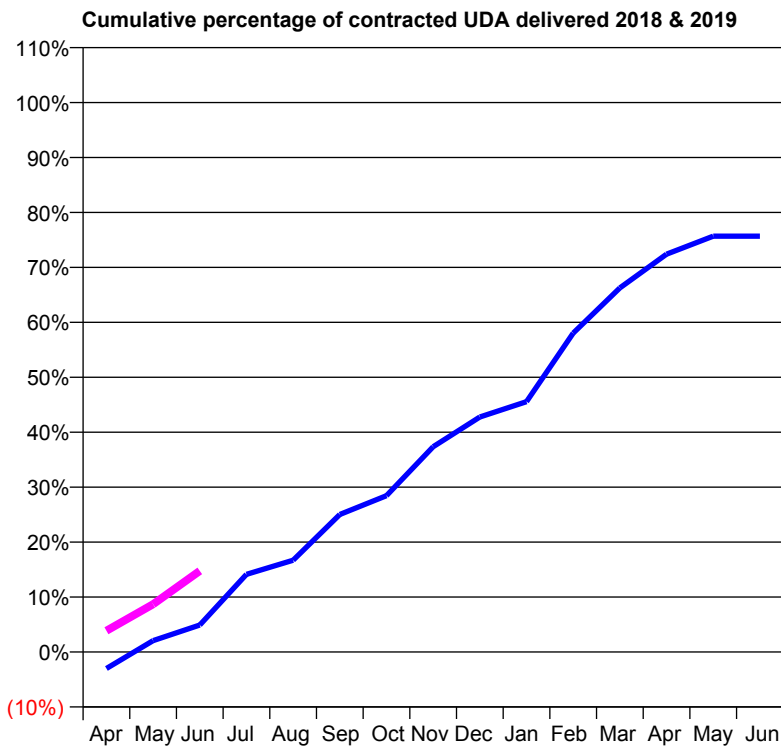
18/19 Contracted general activity (UDA)	1,525
Carry forward general activity (UDA)	0
18/19 Contracted orthodontic activity (UOA)	0
Carry forward orthodontic activity (UOA)	0
Baseline contract value	£43,248.53

ACCESS*

Patients seen in 24 months	Total	Change since previous quarter
Quarter ending June 2017	496	
Quarter ending September 2017	479	↓
Quarter ending December 2017	460	↓
Quarter ending March 2018	448	↓
Quarter ending June 2018	455	→
Variance since June 2017	(8.3%)	↓



ACTIVITY



Month	Adjusted Scheduled Activity (UDA)	
	2018	2019
April	-46	59
May	32	133
June	75	225
July	216	
August	255	
September	382	
October	434	
November	570	
December	652	
January	695	
February	885	
March	1,011	
April	1,104	
May	1,154	
June	1,154	

QUALITY

	Quantity	Base Number	Contract	AT	Region	England
% of FP17s for the same patient ID Re-attending within 3 months - Children	4	40	10.0%	9.9%	11.5%	11.5%
% of FP17s for the same patient ID Re-attending within 3 months - Adults	13	73	17.8%	15.7%	16.6%	15.4%
% of FP17s for the same patient ID Re-attending between 3 & 9 months - Children	6	40	15.0%	48.8%	48.8%	58.9%
% of FP17s for the same patient ID Re-attending between 3 & 9 months - Adults	13	73	17.8%	38.6%	39.3%	51.6%
% of FP17s for Band 1 Urgent Courses	6	70	8.6%	11.0%	10.6%	8.9%
% of FP17s Relating to Free Repair or Replacements	0	70	0.0%	0.5%	0.5%	0.8%
% of FP17s Relating to Continuations	4	70	5.7%	0.5%	0.7%	0.9%
% of Patients satisfied with the dentistry they have received	0	0	N/A	88.4%	90.4%	93.2%
% of Patients satisfied with the time they had to wait for an appointment	0	0	N/A	83.8%	85.3%	88.8%

* This is based on patients treated on this contract for their most recent course of treatment. Figures in italics indicate the base number of FP17s or Patient Questionnaire responses are less than 100. N/A is shown where the base number of responses is less than 10 during the period. % is calculated as Quantity/Base number*100

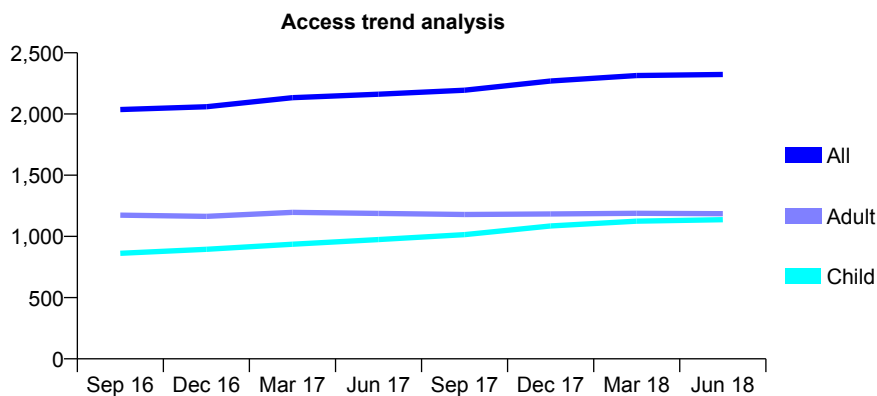
Q62 - Vital Signs At a Glance Contract Report for 695491/0001 - June 2018

Name or company name	MR S KALIRAI
Contract type name	GDS Contract
Purpose of contract	General
Contract start date	21/05/2009
Contract end date	

18/19 Contracted general activity (UDA)	7,598
Carry forward general activity (UDA)	0
18/19 Contracted orthodontic activity (UOA)	0
Carry forward orthodontic activity (UOA)	0
Baseline contract value	£218,170.83

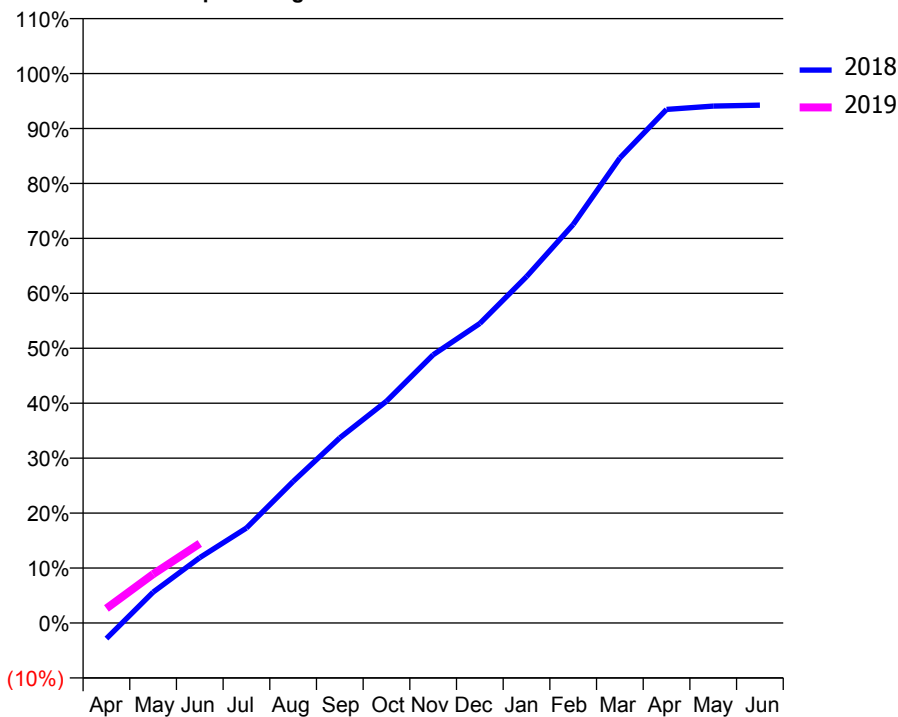
ACCESS*

Patients seen in 24 months	Total	Change since previous quarter
Quarter ending June 2017	2,162	
Quarter ending September 2017	2,194	→
Quarter ending December 2017	2,270	↑
Quarter ending March 2018	2,314	→
Quarter ending June 2018	2,323	→
Variance since June 2017	7.4%	↑



ACTIVITY

Cumulative percentage of contracted UDA delivered 2018 & 2019



Month	Adjusted Scheduled Activity (UDA)	
	2018	2019
April	-216	203
May	426	676
June	904	1,100
July	1,314	
August	1,958	
September	2,560	
October	3,068	
November	3,710	
December	4,142	
January	4,789	
February	5,511	
March	6,431	
April	7,102	
May	7,149	
June	7,162	

QUALITY

	Quantity	Base Number	Contract	AT	Region	England
% of FP17s for the same patient ID Re-attending within 3 months - Children	41	569	7.2%	9.9%	11.5%	11.5%
% of FP17s for the same patient ID Re-attending within 3 months - Adults	64	360	17.8%	15.7%	16.6%	15.4%
% of FP17s for the same patient ID Re-attending between 3 & 9 months - Children	393	569	69.1%	48.8%	48.8%	58.9%
% of FP17s for the same patient ID Re-attending between 3 & 9 months - Adults	182	360	50.6%	38.6%	39.3%	51.6%
% of FP17s for Band 1 Urgent Courses	47	622	7.6%	11.0%	10.6%	8.9%
% of FP17s Relating to Free Repair or Replacements	5	622	0.8%	0.5%	0.5%	0.8%
% of FP17s Relating to Continuations	6	622	1.0%	0.5%	0.7%	0.9%
% of Patients satisfied with the dentistry they have received	4	4	N/A	88.4%	90.4%	93.2%
% of Patients satisfied with the time they had to wait for an appointment	4	4	N/A	83.8%	85.3%	88.8%

* This is based on patients treated on this contract for their most recent course of treatment. Figures in italics indicate the base number of FP17s or Patient Questionnaire responses are less than 100. N/A is shown where the base number of responses is less than 10 during the period. % is calculated as Quantity/Base number*100

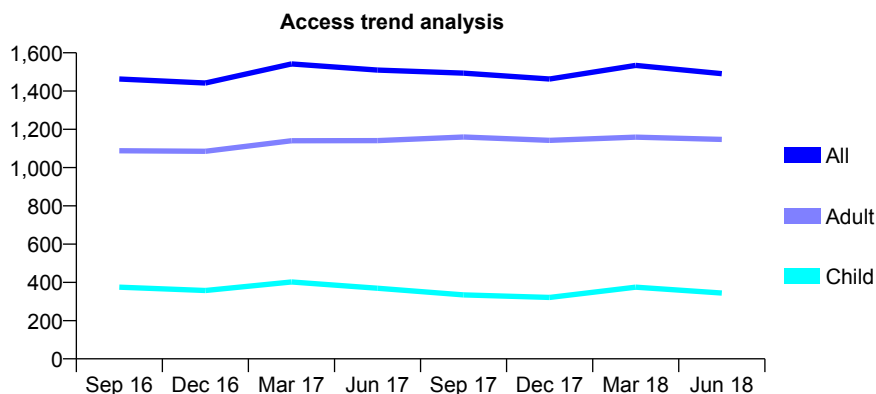
Q62 - Vital Signs At a Glance Contract Report for 725897/0001 - June 2018

Name or company name	MR PU SHAH
Contract type name	GDS Contract
Purpose of contract	General
Contract start date	01/04/2006
Contract end date	

18/19 Contracted general activity (UDA)	6,244
Carry forward general activity (UDA)	0
18/19 Contracted orthodontic activity (UOA)	0
Carry forward orthodontic activity (UOA)	0
Baseline contract value	£177,835.21

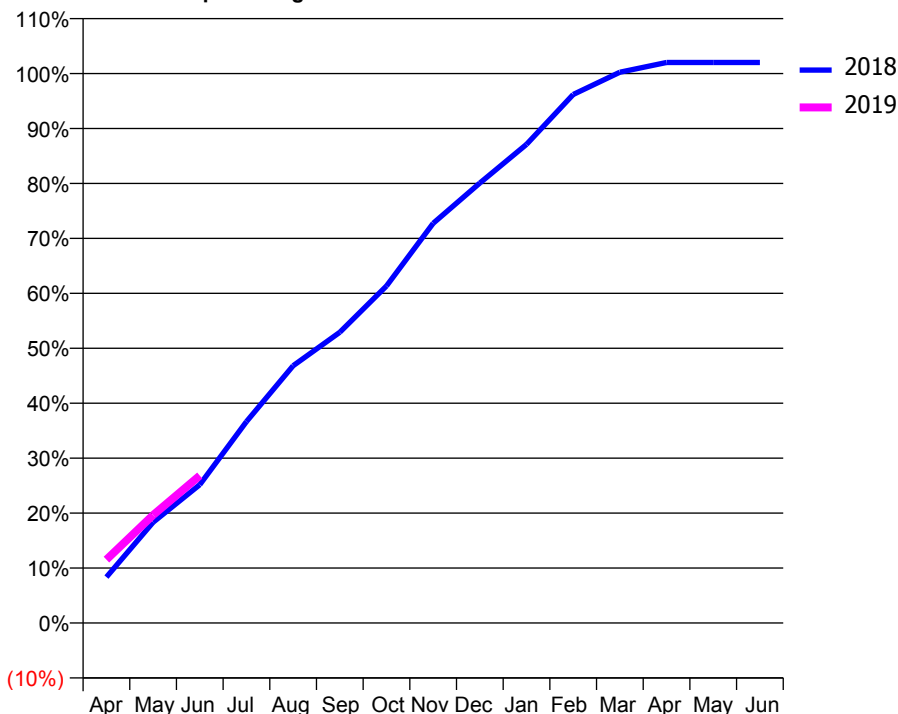
ACCESS*

Patients seen in 24 months	Total	Change since previous quarter
Quarter ending June 2017	1,510	
Quarter ending September 2017	1,494	↓
Quarter ending December 2017	1,463	↓
Quarter ending March 2018	1,534	↑
Quarter ending June 2018	1,491	↓
Variance since June 2017	(1.3%)	↓



ACTIVITY

Cumulative percentage of contracted UDA delivered 2018 & 2019



Month	Adjusted Scheduled Activity (UDA)	
	2018	2019
April	522	721
May	1,145	1,227
June	1,572	1,674
July	2,288	
August	2,924	
September	3,304	
October	3,830	
November	4,542	
December	5,000	
January	5,438	
February	6,005	
March	6,258	
April	6,369	
May	6,369	
June	6,369	

QUALITY

	Quantity	Base Number	Contract	AT	Region	England
% of FP17s for the same patient ID Re-attending within 3 months - Children	0	78	0.0%	9.9%	11.5%	11.5%
% of FP17s for the same patient ID Re-attending within 3 months - Adults	19	290	6.6%	15.7%	16.6%	15.4%
% of FP17s for the same patient ID Re-attending between 3 & 9 months - Children	2	78	2.6%	48.8%	48.8%	58.9%
% of FP17s for the same patient ID Re-attending between 3 & 9 months - Adults	54	290	18.6%	38.6%	39.3%	51.6%
% of FP17s for Band 1 Urgent Courses	47	321	14.6%	11.0%	10.6%	8.9%
% of FP17s Relating to Free Repair or Replacements	0	321	0.0%	0.5%	0.5%	0.8%
% of FP17s Relating to Continuations	0	321	0.0%	0.5%	0.7%	0.9%
% of Patients satisfied with the dentistry they have received	0	0	N/A	88.4%	90.4%	93.2%
% of Patients satisfied with the time they had to wait for an appointment	0	0	N/A	83.8%	85.3%	88.8%

* This is based on patients treated on this contract for their most recent course of treatment. Figures in italics indicate the base number of FP17s or Patient Questionnaire responses are less than 100. N/A is shown where the base number of responses is less than 10 during the period. % is calculated as Quantity/Base number*100

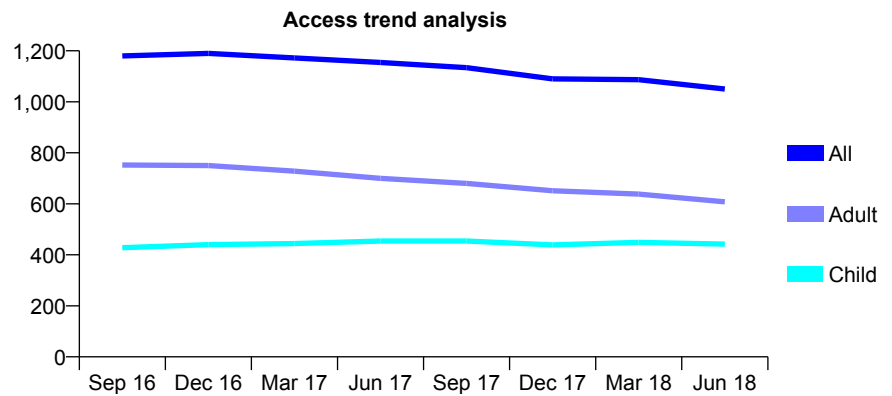
Q62 - Vital Signs At a Glance Contract Report for 725951/0001 - June 2018

Name or company name	MR AK JAIN
Contract type name	GDS Contract
Purpose of contract	General
Contract start date	01/04/2006
Contract end date	

18/19 Contracted general activity (UDA)	2,535
Carry forward general activity (UDA)	0
18/19 Contracted orthodontic activity (UOA)	0
Carry forward orthodontic activity (UOA)	0
Baseline contract value	£63,111.61

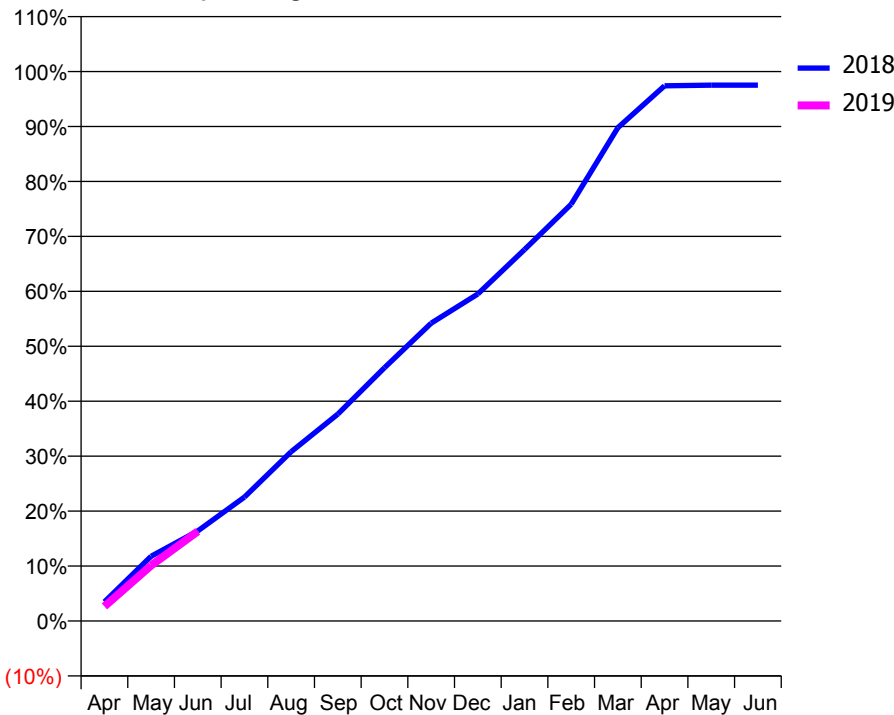
ACCESS*

Patients seen in 24 months	Total	Change since previous quarter
Quarter ending June 2017	1,154	
Quarter ending September 2017	1,134	↓
Quarter ending December 2017	1,090	↓
Quarter ending March 2018	1,087	→
Quarter ending June 2018	1,050	↓
Variance since June 2017	(9.0%)	↓



ACTIVITY

Cumulative percentage of contracted UDA delivered 2018 & 2019



Adjusted Scheduled Activity (UDA)		
Month	2018	2019
April	88	67
May	298	256
June	415	414
July	572	
August	781	
September	954	
October	1,169	
November	1,374	
December	1,508	
January	1,714	
February	1,923	
March	2,276	
April	2,469	
May	2,472	
June	2,472	

QUALITY

	Quantity	Base Number	Contract	AT	Region	England
% of FP17s for the same patient ID Re-attending within 3 months - Children	15	149	10.1%	9.9%	11.5%	11.5%
% of FP17s for the same patient ID Re-attending within 3 months - Adults	30	188	16.0%	15.7%	16.6%	15.4%
% of FP17s for the same patient ID Re-attending between 3 & 9 months - Children	87	149	58.4%	48.8%	48.8%	58.9%
% of FP17s for the same patient ID Re-attending between 3 & 9 months - Adults	102	188	54.3%	38.6%	39.3%	51.6%
% of FP17s for Band 1 Urgent Courses	19	244	7.8%	11.0%	10.6%	8.9%
% of FP17s Relating to Free Repair or Replacements	0	244	0.0%	0.5%	0.5%	0.8%
% of FP17s Relating to Continuations	0	244	0.0%	0.5%	0.7%	0.9%
% of Patients satisfied with the dentistry they have received	0	0	N/A	88.4%	90.4%	93.2%
% of Patients satisfied with the time they had to wait for an appointment	0	0	N/A	83.8%	85.3%	88.8%

* This is based on patients treated on this contract for their most recent course of treatment. Figures in italics indicate the base number of FP17s or Patient Questionnaire responses are less than 100. N/A is shown where the base number of responses is less than 10 during the period. % is calculated as Quantity/Base number*100

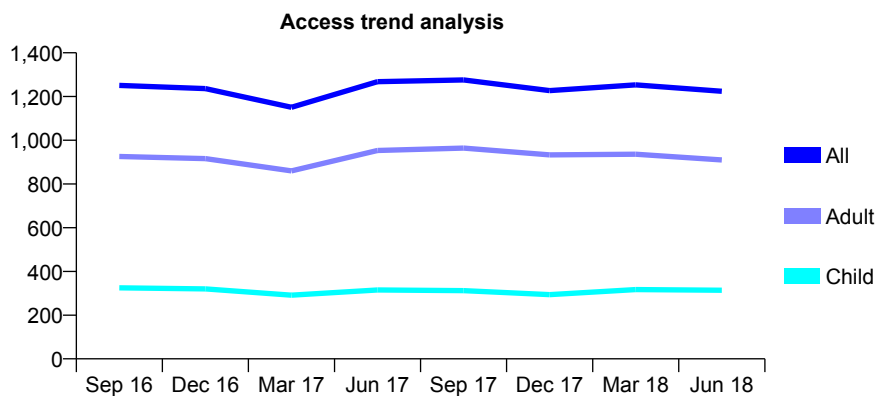
Q62 - Vital Signs At a Glance Contract Report for 730572/0001 - June 2018

Name or company name	MR DL MODHA
Contract type name	GDS Contract
Purpose of contract	General
Contract start date	01/04/2006
Contract end date	

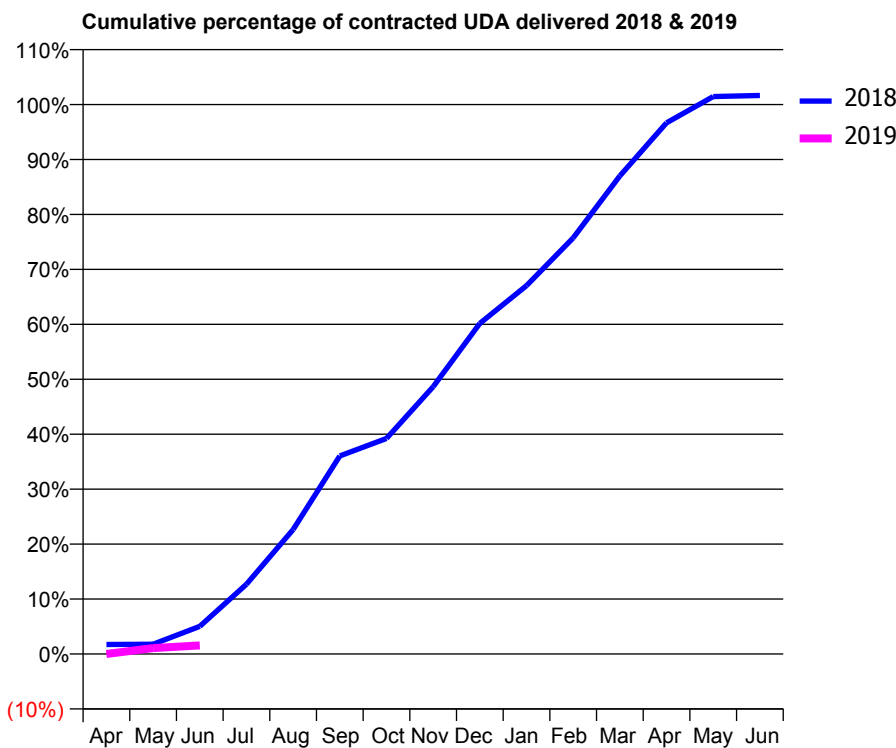
18/19 Contracted general activity (UDA)	4,022
Carry forward general activity (UDA)	0
18/19 Contracted orthodontic activity (UOA)	0
Carry forward orthodontic activity (UOA)	0
Baseline contract value	£102,387.04

ACCESS*

Patients seen in 24 months	Total	Change since previous quarter
Quarter ending June 2017	1,268	
Quarter ending September 2017	1,276	→
Quarter ending December 2017	1,227	↓
Quarter ending March 2018	1,253	↑
Quarter ending June 2018	1,224	↓
Variance since June 2017	(3.5%)	↓



ACTIVITY



Month	Adjusted Scheduled Activity (UDA)	
	2018	2019
April	70	0
May	72	43
June	202	63
July	511	
August	911	
September	1,450	
October	1,578	
November	1,956	
December	2,420	
January	2,696	
February	3,045	
March	3,499	
April	3,888	
May	4,081	
June	4,088	

QUALITY

	Quantity	Base Number	Contract	AT	Region	England
% of FP17s for the same patient ID Re-attending within 3 months - Children	1	60	1.7%	9.9%	11.5%	11.5%
% of FP17s for the same patient ID Re-attending within 3 months - Adults	13	141	9.2%	15.7%	16.6%	15.4%
% of FP17s for the same patient ID Re-attending between 3 & 9 months - Children	13	60	21.7%	48.8%	48.8%	58.9%
% of FP17s for the same patient ID Re-attending between 3 & 9 months - Adults	40	141	28.4%	38.6%	39.3%	51.6%
% of FP17s for Band 1 Urgent Courses	0	29	0.0%	11.0%	10.6%	8.9%
% of FP17s Relating to Free Repair or Replacements	0	29	0.0%	0.5%	0.5%	0.8%
% of FP17s Relating to Continuations	0	29	0.0%	0.5%	0.7%	0.9%
% of Patients satisfied with the dentistry they have received	1	1	N/A	88.4%	90.4%	93.2%
% of Patients satisfied with the time they had to wait for an appointment	1	1	N/A	83.8%	85.3%	88.8%

* This is based on patients treated on this contract for their most recent course of treatment. Figures in italics indicate the base number of FP17s or Patient Questionnaire responses are less than 100. N/A is shown where the base number of responses is less than 10 during the period. % is calculated as Quantity/Base number*100

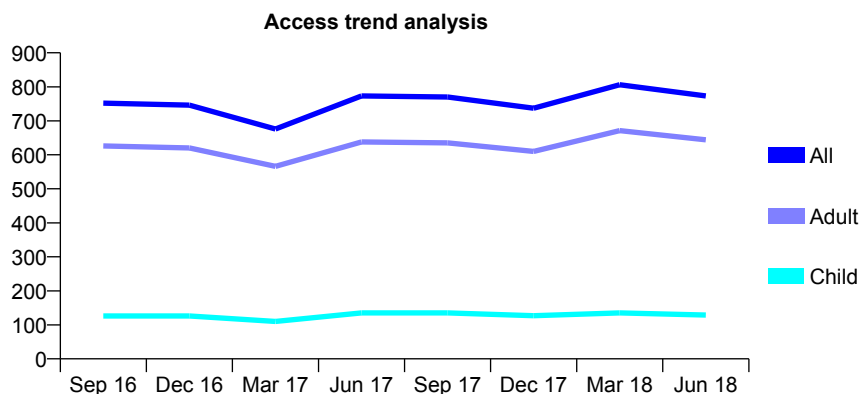
Q62 - Vital Signs At a Glance Contract Report for 736090/0001 - June 2018

Name or company name	MR AW KACZMARSKI
Contract type name	GDS Contract
Purpose of contract	General
Contract start date	01/04/2006
Contract end date	

18/19 Contracted general activity (UDA)	2,282
Carry forward general activity (UDA)	0
18/19 Contracted orthodontic activity (UOA)	0
Carry forward orthodontic activity (UOA)	0
Baseline contract value	£57,389.27

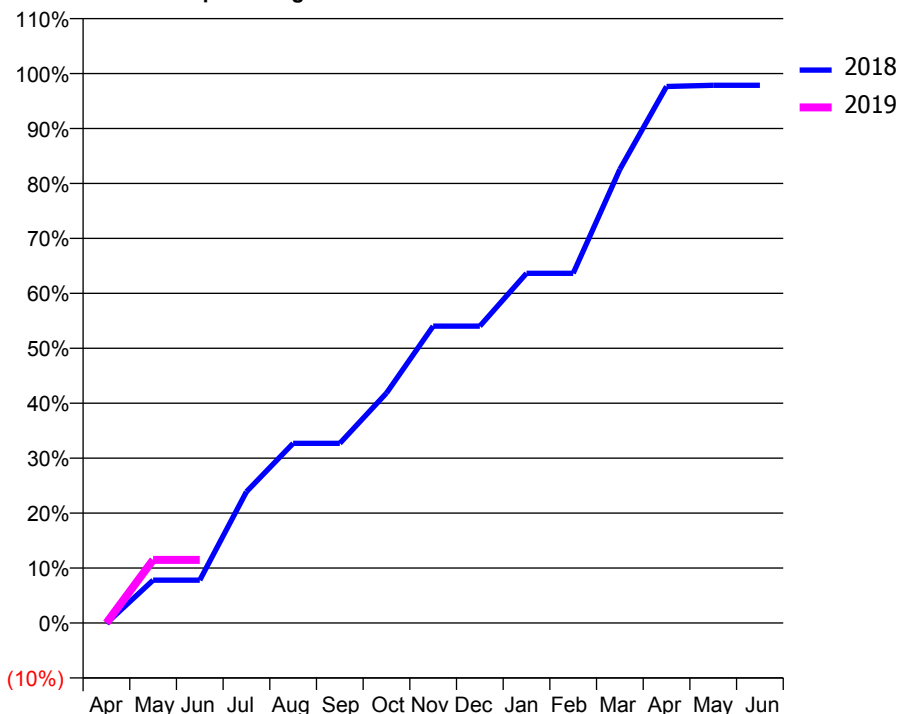
ACCESS*

Patients seen in 24 months	Total	Change since previous quarter
Quarter ending June 2017	773	
Quarter ending September 2017	770	→
Quarter ending December 2017	737	↓
Quarter ending March 2018	806	↑
Quarter ending June 2018	773	↓
Variance since June 2017	0.0%	→



ACTIVITY

Cumulative percentage of contracted UDA delivered 2018 & 2019



Adjusted Scheduled Activity (UDA)		
Month	2018	2019
April	-2	0
May	178	262
June	178	262
July	545	
August	746	
September	746	
October	955	
November	1,233	
December	1,233	
January	1,452	
February	1,452	
March	1,884	
April	2,228	
May	2,233	
June	2,233	

QUALITY

	Quantity	Base Number	Contract	AT	Region	England
% of FP17s for the same patient ID Re-attending within 3 months - Children	1	33	3.0%	9.9%	11.5%	11.5%
% of FP17s for the same patient ID Re-attending within 3 months - Adults	30	187	16.0%	15.7%	16.6%	15.4%
% of FP17s for the same patient ID Re-attending between 3 & 9 months - Children	11	33	33.3%	48.8%	48.8%	58.9%
% of FP17s for the same patient ID Re-attending between 3 & 9 months - Adults	67	187	35.8%	38.6%	39.3%	51.6%
% of FP17s for Band 1 Urgent Courses	0	117	0.0%	11.0%	10.6%	8.9%
% of FP17s Relating to Free Repair or Replacements	0	117	0.0%	0.5%	0.5%	0.8%
% of FP17s Relating to Continuations	2	117	1.7%	0.5%	0.7%	0.9%
% of Patients satisfied with the dentistry they have received	2	2	N/A	88.4%	90.4%	93.2%
% of Patients satisfied with the time they had to wait for an appointment	2	2	N/A	83.8%	85.3%	88.8%

* This is based on patients treated on this contract for their most recent course of treatment. Figures in italics indicate the base number of FP17s or Patient Questionnaire responses are less than 100. N/A is shown where the base number of responses is less than 10 during the period. % is calculated as Quantity/Base number*100

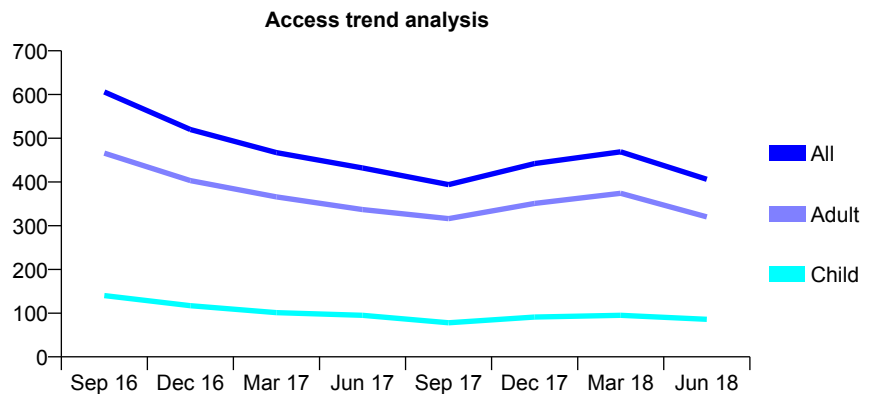
Q62 - Vital Signs At a Glance Contract Report for 739383/0001 - June 2018

Name or company name	MISS S NAGHIBI
Contract type name	GDS Contract
Purpose of contract	General
Contract start date	01/04/2011
Contract end date	

18/19 Contracted general activity (UDA)	2,399
Carry forward general activity (UDA)	0
18/19 Contracted orthodontic activity (UOA)	0
Carry forward orthodontic activity (UOA)	0
Baseline contract value	£89,024.18

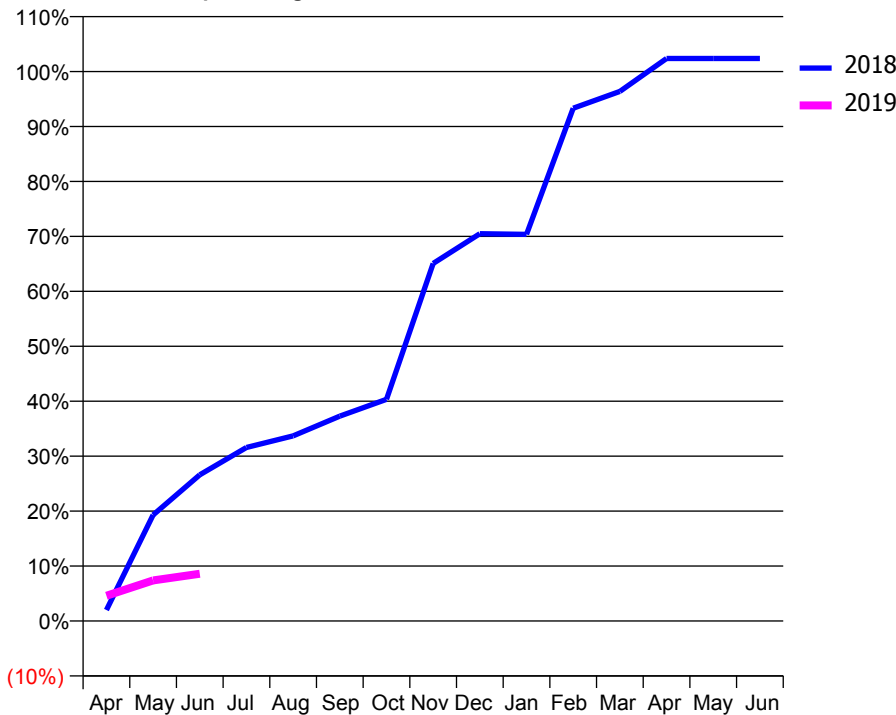
ACCESS*

Patients seen in 24 months	Total	Change since previous quarter
Quarter ending June 2017	432	
Quarter ending September 2017	394	↓
Quarter ending December 2017	442	↑
Quarter ending March 2018	469	↑
Quarter ending June 2018	406	↓
Variance since June 2017	(6.0%)	↓



ACTIVITY

Cumulative percentage of contracted UDA delivered 2018 & 2019



Month	Adjusted Scheduled Activity (UDA)	
	2018	2019
April	48	110
May	463	177
June	638	206
July	758	
August	809	
September	895	
October	968	
November	1,561	
December	1,691	
January	1,688	
February	2,239	
March	2,312	
April	2,456	
May	2,456	
June	2,456	

QUALITY

	Quantity	Base Number	Contract	AT	Region	England
% of FP17s for the same patient ID Re-attending within 3 months - Children	0	21	0.0%	9.9%	11.5%	11.5%
% of FP17s for the same patient ID Re-attending within 3 months - Adults	1	59	1.7%	15.7%	16.6%	15.4%
% of FP17s for the same patient ID Re-attending between 3 & 9 months - Children	4	21	19.0%	48.8%	48.8%	58.9%
% of FP17s for the same patient ID Re-attending between 3 & 9 months - Adults	7	59	11.9%	38.6%	39.3%	51.6%
% of FP17s for Band 1 Urgent Courses	2	56	3.6%	11.0%	10.6%	8.9%
% of FP17s Relating to Free Repair or Replacements	2	56	3.6%	0.5%	0.5%	0.8%
% of FP17s Relating to Continuations	0	56	0.0%	0.5%	0.7%	0.9%
% of Patients satisfied with the dentistry they have received	0	0	N/A	88.4%	90.4%	93.2%
% of Patients satisfied with the time they had to wait for an appointment	0	0	N/A	83.8%	85.3%	88.8%

* This is based on patients treated on this contract for their most recent course of treatment. Figures in italics indicate the base number of FP17s or Patient Questionnaire responses are less than 100. N/A is shown where the base number of responses is less than 10 during the period. % is calculated as Quantity/Base number*100

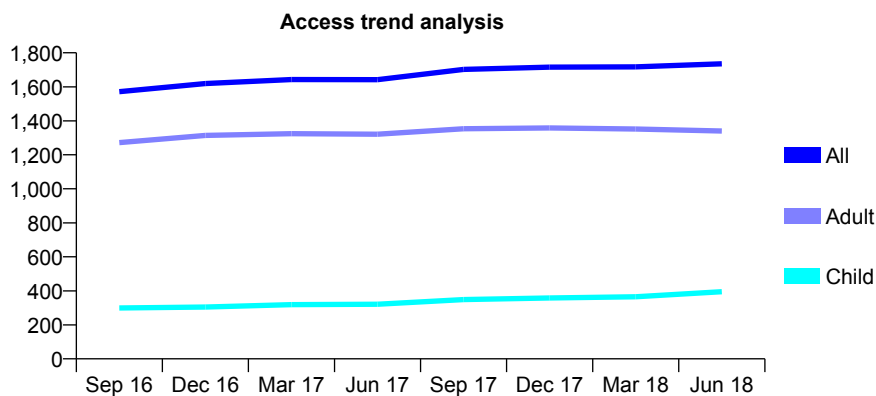
Q62 - Vital Signs At a Glance Contract Report for 740489/0001 - June 2018

Name or company name	MR TS CHEEMA
Contract type name	GDS Contract
Purpose of contract	General and Orthodontic
Contract start date	01/04/2006
Contract end date	

18/19 Contracted general activity (UDA)	6,236
Carry forward general activity (UDA)	0
18/19 Contracted orthodontic activity (UOA)	774
Carry forward orthodontic activity (UOA)	0
Baseline contract value	£205,540.09

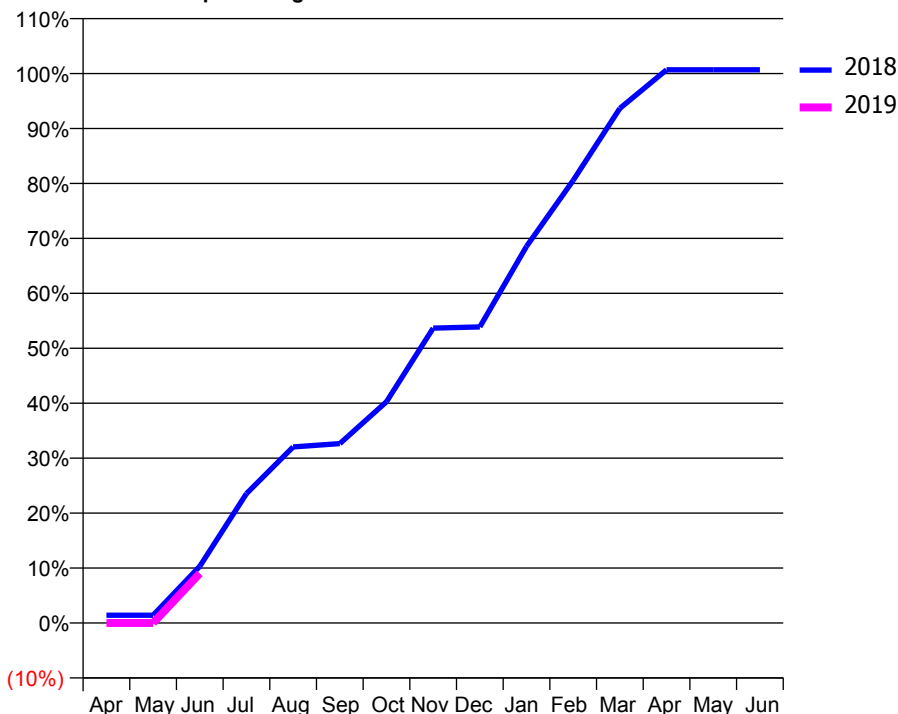
ACCESS*

Patients seen in 24 months	Total	Change since previous quarter
Quarter ending June 2017	1,642	
Quarter ending September 2017	1,702	↑
Quarter ending December 2017	1,716	→
Quarter ending March 2018	1,717	→
Quarter ending June 2018	1,735	→
Variance since June 2017	5.7%	↑



ACTIVITY

Cumulative percentage of contracted UDA delivered 2018 & 2019



Month	Adjusted Scheduled Activity (UDA)	
	2018	2019
April	89	0
May	89	0
June	645	564
July	1,468	
August	1,998	
September	2,036	
October	2,511	
November	3,346	
December	3,361	
January	4,274	
February	5,023	
March	5,840	
April	6,277	
May	6,277	
June	6,277	

QUALITY

	Quantity	Base Number	Contract	AT	Region	England
% of FP17s for the same patient ID Re-attending within 3 months - Children	25	121	20.7%	9.9%	11.5%	11.5%
% of FP17s for the same patient ID Re-attending within 3 months - Adults	73	384	19.0%	15.7%	16.6%	15.4%
% of FP17s for the same patient ID Re-attending between 3 & 9 months - Children	30	121	24.8%	48.8%	48.8%	58.9%
% of FP17s for the same patient ID Re-attending between 3 & 9 months - Adults	197	384	51.3%	38.6%	39.3%	51.6%
% of FP17s for Band 1 Urgent Courses	53	280	18.9%	11.0%	10.6%	8.9%
% of FP17s Relating to Free Repair or Replacements	9	280	3.2%	0.5%	0.5%	0.8%
% of FP17s Relating to Continuations	7	280	2.5%	0.5%	0.7%	0.9%
% of Patients satisfied with the dentistry they have received	3	3	N/A	88.4%	90.4%	93.2%
% of Patients satisfied with the time they had to wait for an appointment	3	3	N/A	83.8%	85.3%	88.8%

* This is based on patients treated on this contract for their most recent course of treatment. Figures in italics indicate the base number of FP17s or Patient Questionnaire responses are less than 100. N/A is shown where the base number of responses is less than 10 during the period. % is calculated as Quantity/Base number*100

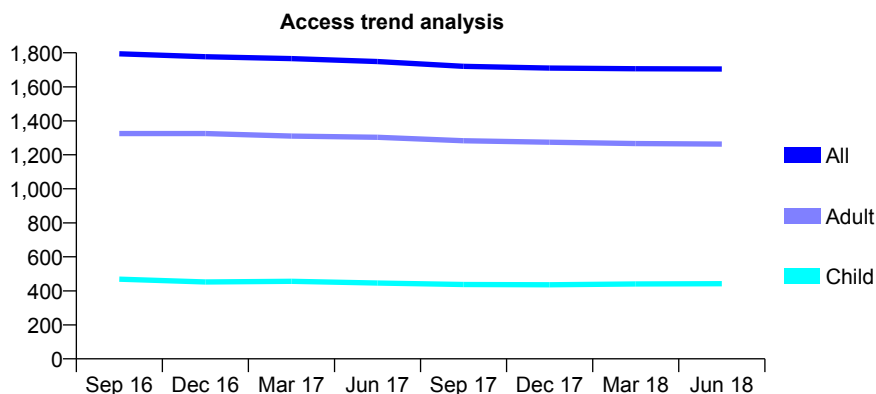
Q62 - Vital Signs At a Glance Contract Report for 740586/0001 - June 2018

Name or company name	MR NH ADATIA AND MR M BHATT
Contract type name	GDS Contract
Purpose of contract	General
Contract start date	01/04/2006
Contract end date	

18/19 Contracted general activity (UDA)	4,903
Carry forward general activity (UDA)	0
18/19 Contracted orthodontic activity (UOA)	0
Carry forward orthodontic activity (UOA)	0
Baseline contract value	£119,359.74

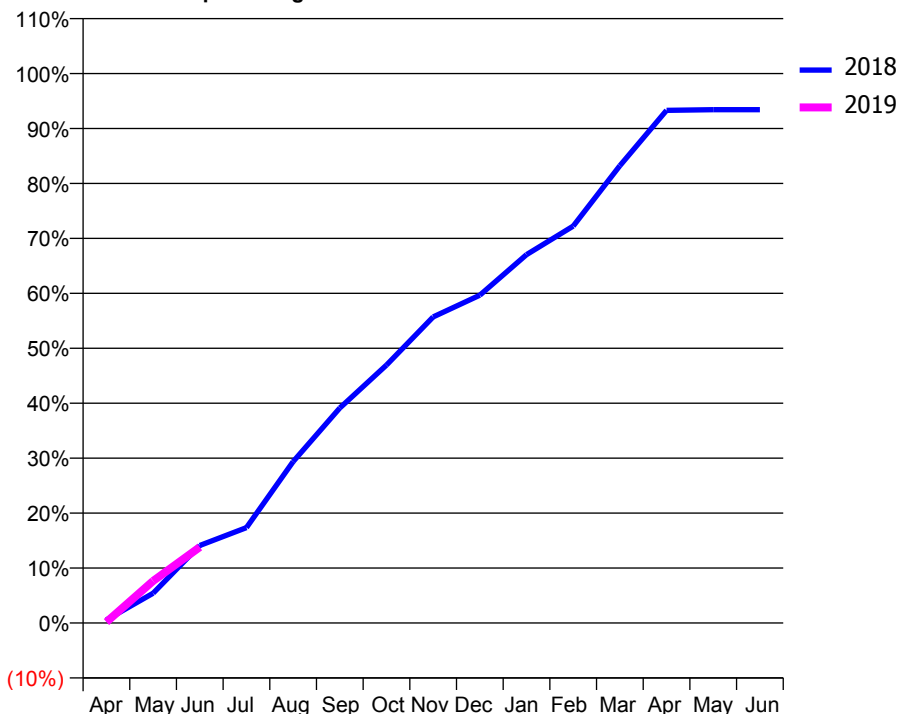
ACCESS*

Patients seen in 24 months	Total	Change since previous quarter
Quarter ending June 2017	1,749	
Quarter ending September 2017	1,720	↓
Quarter ending December 2017	1,710	→
Quarter ending March 2018	1,706	→
Quarter ending June 2018	1,705	→
Variance since June 2017	(2.5%)	↓



ACTIVITY

Cumulative percentage of contracted UDA delivered 2018 & 2019



Month	Adjusted Scheduled Activity (UDA)	
	2018	2019
April	28	9
May	266	375
June	692	678
July	851	
August	1,441	
September	1,918	
October	2,301	
November	2,731	
December	2,925	
January	3,286	
February	3,541	
March	4,080	
April	4,574	
May	4,580	
June	4,580	

QUALITY

	Quantity	Base Number	Contract	AT	Region	England
% of FP17s for the same patient ID Re-attending within 3 months - Children	10	144	6.9%	9.9%	11.5%	11.5%
% of FP17s for the same patient ID Re-attending within 3 months - Adults	55	401	13.7%	15.7%	16.6%	15.4%
% of FP17s for the same patient ID Re-attending between 3 & 9 months - Children	64	144	44.4%	48.8%	48.8%	58.9%
% of FP17s for the same patient ID Re-attending between 3 & 9 months - Adults	169	401	42.1%	38.6%	39.3%	51.6%
% of FP17s for Band 1 Urgent Courses	40	338	11.8%	11.0%	10.6%	8.9%
% of FP17s Relating to Free Repair or Replacements	1	338	0.3%	0.5%	0.5%	0.8%
% of FP17s Relating to Continuations	2	338	0.6%	0.5%	0.7%	0.9%
% of Patients satisfied with the dentistry they have received	0	0	N/A	88.4%	90.4%	93.2%
% of Patients satisfied with the time they had to wait for an appointment	0	0	N/A	83.8%	85.3%	88.8%

* This is based on patients treated on this contract for their most recent course of treatment. Figures in italics indicate the base number of FP17s or Patient Questionnaire responses are less than 100. N/A is shown where the base number of responses is less than 10 during the period. % is calculated as Quantity/Base number*100

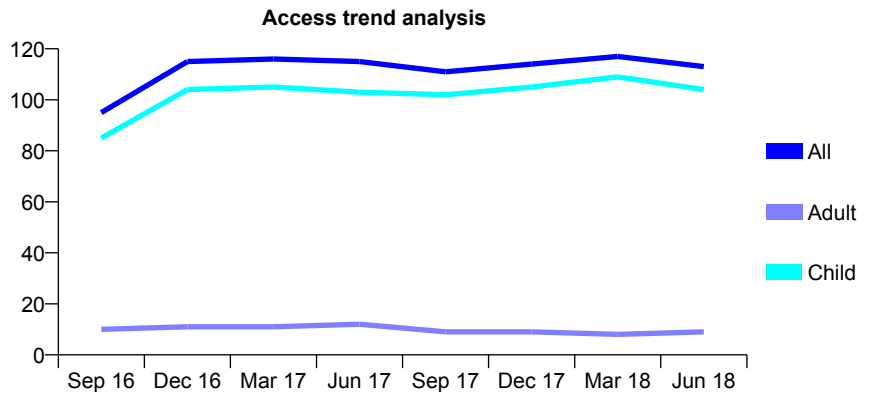
Q62 - Vital Signs At a Glance Contract Report for 743356/0002 - June 2018

Name or company name	MR LC BERNSTEIN
Contract type name	GDS Contract
Purpose of contract	General
Contract start date	06/10/2010
Contract end date	

18/19 Contracted general activity (UDA)	133
Carry forward general activity (UDA)	0
18/19 Contracted orthodontic activity (UOA)	0
Carry forward orthodontic activity (UOA)	0
Baseline contract value	£5,065.41

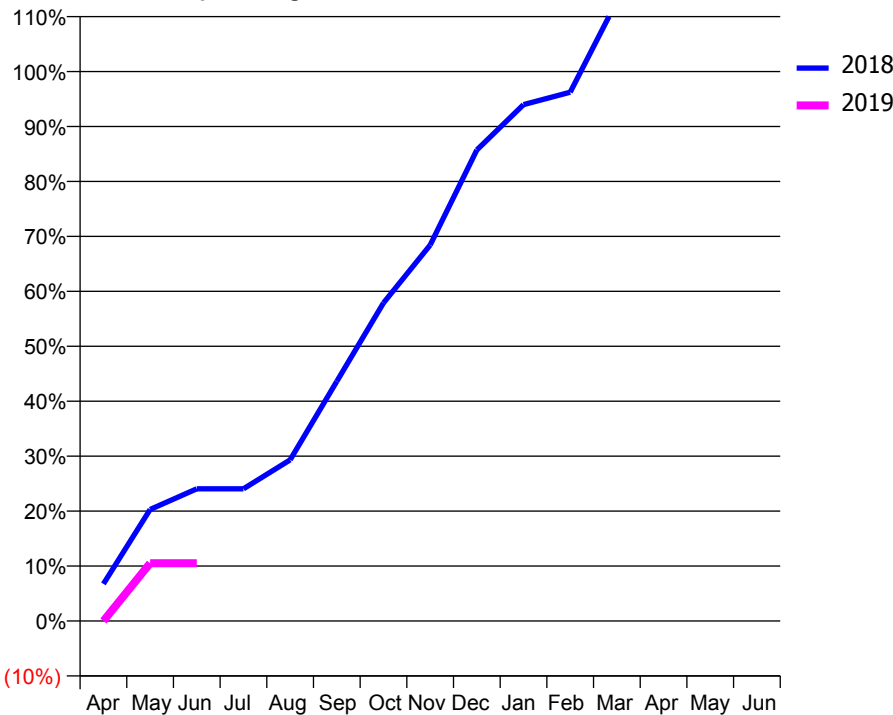
ACCESS*

Patients seen in 24 months	Total	Change since previous quarter
Quarter ending June 2017	115	
Quarter ending September 2017	111	↓
Quarter ending December 2017	114	↑
Quarter ending March 2018	117	↑
Quarter ending June 2018	113	↓
Variance since June 2017	(1.7%)	↓



ACTIVITY

Cumulative percentage of contracted UDA delivered 2018 & 2019



Adjusted Scheduled Activity (UDA)		
Month	2018	2019
April	9	0
May	27	14
June	32	14
July	32	
August	39	
September	58	
October	77	
November	91	
December	114	
January	125	
February	128	
March	150	
April	150	
May	158	
June	158	

QUALITY

	Quantity	Base Number	Contract	AT	Region	England
% of FP17s for the same patient ID Re-attending within 3 months - Children	0	18	0.0%	9.9%	11.5%	11.5%
% of FP17s for the same patient ID Re-attending within 3 months - Adults	0	0	N/A	15.7%	16.6%	15.4%
% of FP17s for the same patient ID Re-attending between 3 & 9 months - Children	7	18	38.9%	48.8%	48.8%	58.9%
% of FP17s for the same patient ID Re-attending between 3 & 9 months - Adults	0	0	N/A	38.6%	39.3%	51.6%
% of FP17s for Band 1 Urgent Courses	0	10	0.0%	11.0%	10.6%	8.9%
% of FP17s Relating to Free Repair or Replacements	0	10	0.0%	0.5%	0.5%	0.8%
% of FP17s Relating to Continuations	0	10	0.0%	0.5%	0.7%	0.9%
% of Patients satisfied with the dentistry they have received	0	0	N/A	88.4%	90.4%	93.2%
% of Patients satisfied with the time they had to wait for an appointment	0	0	N/A	83.8%	85.3%	88.8%

* This is based on patients treated on this contract for their most recent course of treatment. Figures in italics indicate the base number of FP17s or Patient Questionnaire responses are less than 100. N/A is shown where the base number of responses is less than 10 during the period. % is calculated as Quantity/Base number*100

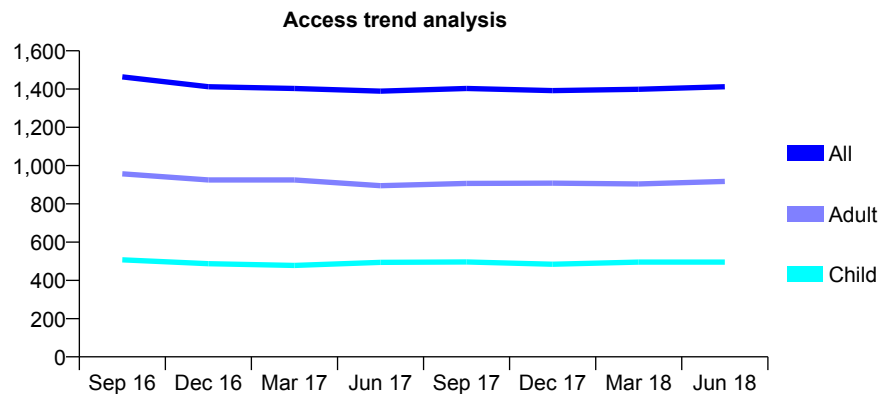
Q62 - Vital Signs At a Glance Contract Report for 746134/0001 - June 2018

Name or company name	MISS P JOSHI
Contract type name	GDS Contract
Purpose of contract	General
Contract start date	01/04/2006
Contract end date	

18/19 Contracted general activity (UDA)	5,319
Carry forward general activity (UDA)	0
18/19 Contracted orthodontic activity (UOA)	0
Carry forward orthodontic activity (UOA)	0
Baseline contract value	£149,778.63

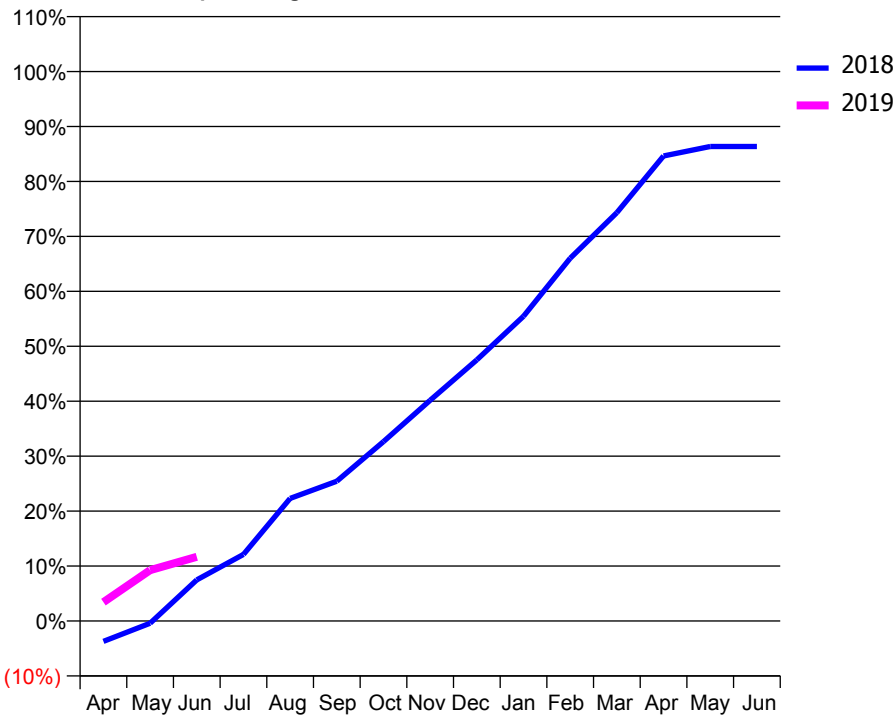
ACCESS*

Patients seen in 24 months	Total	Change since previous quarter
Quarter ending June 2017	1,389	
Quarter ending September 2017	1,403	→
Quarter ending December 2017	1,392	→
Quarter ending March 2018	1,399	→
Quarter ending June 2018	1,412	→
Variance since June 2017	1.7%	→



ACTIVITY

Cumulative percentage of contracted UDA delivered 2018 & 2019



Month	Adjusted Scheduled Activity (UDA)	
	2018	2019
April	-198	182
May	-22	492
June	398	622
July	644	
August	1,186	
September	1,354	
October	1,736	
November	2,137	
December	2,528	
January	2,951	
February	3,512	
March	3,953	
April	4,502	
May	4,593	
June	4,593	

QUALITY

	Quantity	Base Number	Contract	AT	Region	England
% of FP17s for the same patient ID Re-attending within 3 months - Children	8	183	4.4%	9.9%	11.5%	11.5%
% of FP17s for the same patient ID Re-attending within 3 months - Adults	17	231	7.4%	15.7%	16.6%	15.4%
% of FP17s for the same patient ID Re-attending between 3 & 9 months - Children	106	183	57.9%	48.8%	48.8%	58.9%
% of FP17s for the same patient ID Re-attending between 3 & 9 months - Adults	101	231	43.7%	38.6%	39.3%	51.6%
% of FP17s for Band 1 Urgent Courses	23	306	7.5%	11.0%	10.6%	8.9%
% of FP17s Relating to Free Repair or Replacements	0	306	0.0%	0.5%	0.5%	0.8%
% of FP17s Relating to Continuations	3	306	1.0%	0.5%	0.7%	0.9%
% of Patients satisfied with the dentistry they have received	0	0	N/A	88.4%	90.4%	93.2%
% of Patients satisfied with the time they had to wait for an appointment	0	0	N/A	83.8%	85.3%	88.8%

* This is based on patients treated on this contract for their most recent course of treatment. Figures in italics indicate the base number of FP17s or Patient Questionnaire responses are less than 100. N/A is shown where the base number of responses is less than 10 during the period. % is calculated as Quantity/Base number*100

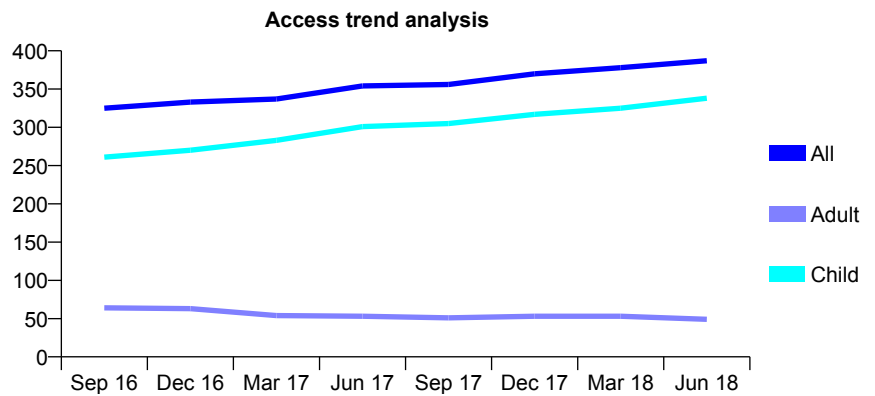
Q62 - Vital Signs At a Glance Contract Report for 746320/0002 - June 2018

Name or company name	MR C SHETH
Contract type name	GDS Contract
Purpose of contract	General
Contract start date	01/04/2006
Contract end date	

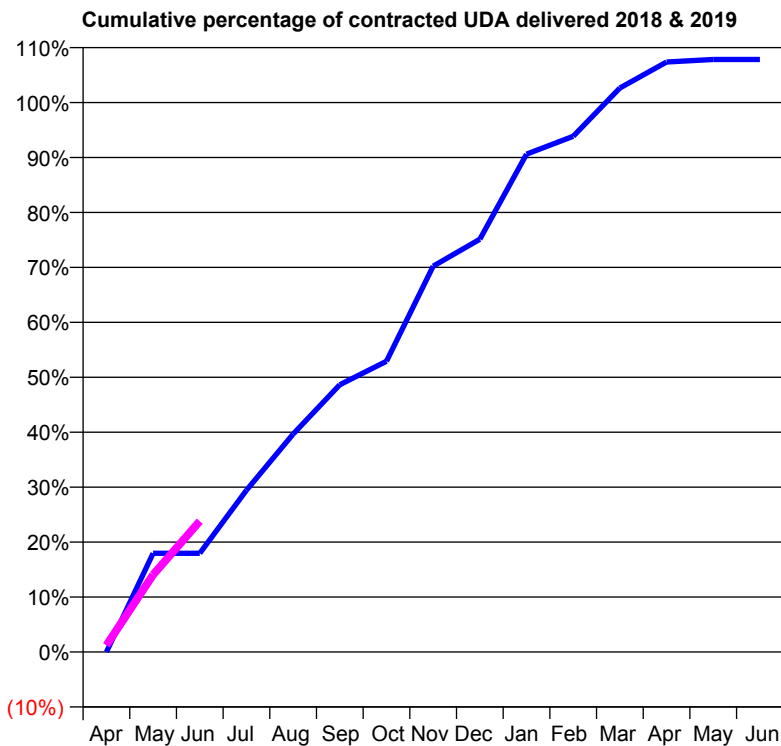
18/19 Contracted general activity (UDA)	491
Carry forward general activity (UDA)	0
18/19 Contracted orthodontic activity (UOA)	0
Carry forward orthodontic activity (UOA)	0
Baseline contract value	£11,346.67

ACCESS*

Patients seen in 24 months	Total	Change since previous quarter
Quarter ending June 2017	354	
Quarter ending September 2017	356	→
Quarter ending December 2017	370	↑
Quarter ending March 2018	378	↑
Quarter ending June 2018	387	↑
Variance since June 2017	9.3%	↑



ACTIVITY



Month	Adjusted Scheduled Activity (UDA)	
	2018	2019
April	0	6
May	88	69
June	88	117
July	145	
August	195	
September	239	
October	260	
November	345	
December	369	
January	445	
February	461	
March	504	
April	527	
May	529	
June	529	

QUALITY

	Quantity	Base Number	Contract	AT	Region	England
% of FP17s for the same patient ID Re-attending within 3 months - Children	7	116	6.0%	9.9%	11.5%	11.5%
% of FP17s for the same patient ID Re-attending within 3 months - Adults	0	4	0.0%	15.7%	16.6%	15.4%
% of FP17s for the same patient ID Re-attending between 3 & 9 months - Children	65	116	56.0%	48.8%	48.8%	58.9%
% of FP17s for the same patient ID Re-attending between 3 & 9 months - Adults	3	4	75.0%	38.6%	39.3%	51.6%
% of FP17s for Band 1 Urgent Courses	0	95	0.0%	11.0%	10.6%	8.9%
% of FP17s Relating to Free Repair or Replacements	0	95	0.0%	0.5%	0.5%	0.8%
% of FP17s Relating to Continuations	0	95	0.0%	0.5%	0.7%	0.9%
% of Patients satisfied with the dentistry they have received	0	0	N/A	88.4%	90.4%	93.2%
% of Patients satisfied with the time they had to wait for an appointment	0	0	N/A	83.8%	85.3%	88.8%

* This is based on patients treated on this contract for their most recent course of treatment. Figures in italics indicate the base number of FP17s or Patient Questionnaire responses are less than 100. N/A is shown where the base number of responses is less than 10 during the period. % is calculated as Quantity/Base number*100

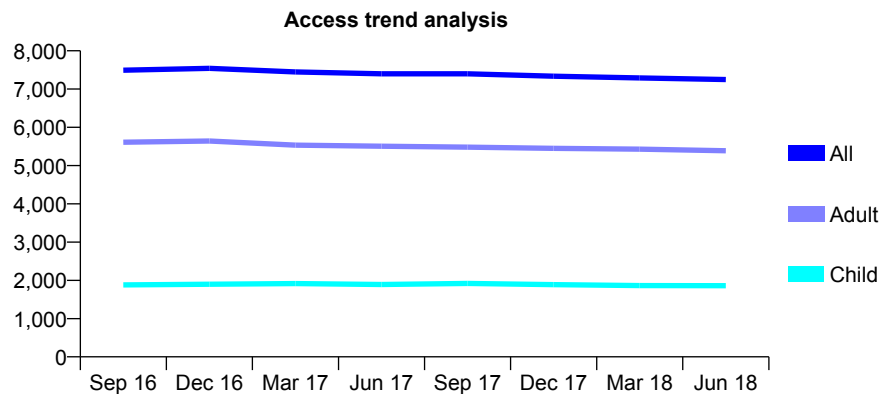
Q62 - Vital Signs At a Glance Contract Report for 755451/0001 - June 2018

Name or company name	MRS B THAKRAR
Contract type name	GDS Contract
Purpose of contract	General
Contract start date	01/04/2008
Contract end date	

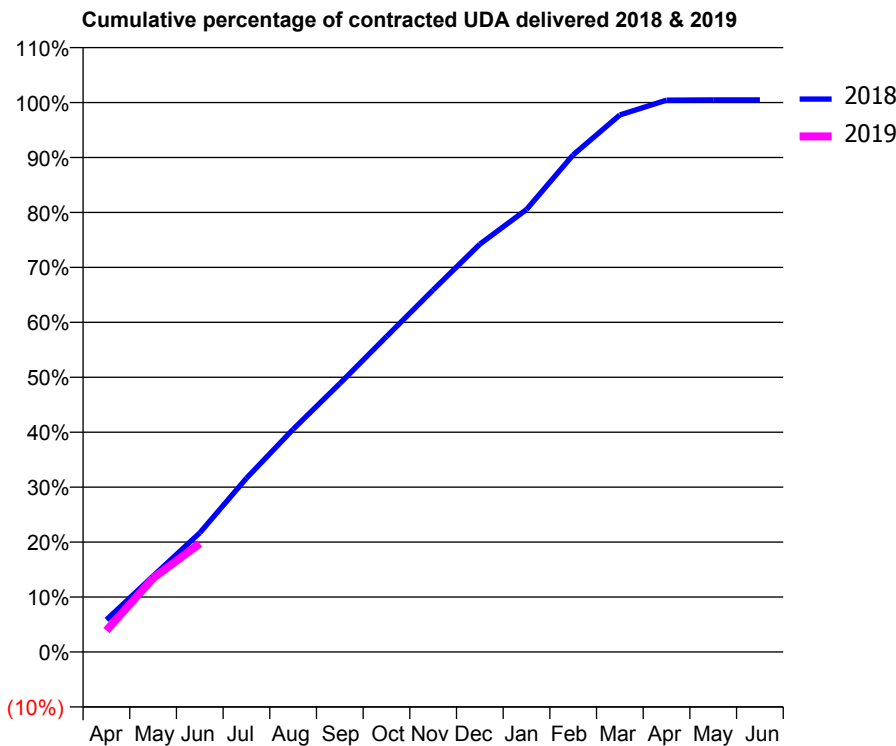
18/19 Contracted general activity (UDA)	21,919
Carry forward general activity (UDA)	0
18/19 Contracted orthodontic activity (UOA)	0
Carry forward orthodontic activity (UOA)	0
Baseline contract value	£666,286.50

ACCESS*

Patients seen in 24 months	Total	Change since previous quarter
Quarter ending June 2017	7,397	
Quarter ending September 2017	7,400	→
Quarter ending December 2017	7,336	→
Quarter ending March 2018	7,292	→
Quarter ending June 2018	7,248	→
Variance since June 2017	(2.0%)	↓



ACTIVITY



Month	Adjusted Scheduled Activity (UDA)	
	2018	2019
April	1,284	860
May	3,027	2,949
June	4,755	4,325
July	6,935	
August	8,884	
September	10,709	
October	12,584	
November	14,445	
December	16,270	
January	17,652	
February	19,835	
March	21,420	
April	22,015	
May	22,023	
June	22,024	

QUALITY

	Quantity	Base Number	Contract	AT	Region	England
% of FP17s for the same patient ID Re-attending within 3 months - Children	50	604	8.3%	9.9%	11.5%	11.5%
% of FP17s for the same patient ID Re-attending within 3 months - Adults	232	1,520	15.3%	15.7%	16.6%	15.4%
% of FP17s for the same patient ID Re-attending between 3 & 9 months - Children	332	604	55.0%	48.8%	48.8%	58.9%
% of FP17s for the same patient ID Re-attending between 3 & 9 months - Adults	730	1,520	48.0%	38.6%	39.3%	51.6%
% of FP17s for Band 1 Urgent Courses	238	1,850	12.9%	11.0%	10.6%	8.9%
% of FP17s Relating to Free Repair or Replacements	7	1,850	0.4%	0.5%	0.5%	0.8%
% of FP17s Relating to Continuations	5	1,850	0.3%	0.5%	0.7%	0.9%
% of Patients satisfied with the dentistry they have received	3	3	N/A	88.4%	90.4%	93.2%
% of Patients satisfied with the time they had to wait for an appointment	3	3	N/A	83.8%	85.3%	88.8%

* This is based on patients treated on this contract for their most recent course of treatment. Figures in italics indicate the base number of FP17s or Patient Questionnaire responses are less than 100. N/A is shown where the base number of responses is less than 10 during the period. % is calculated as Quantity/Base number*100

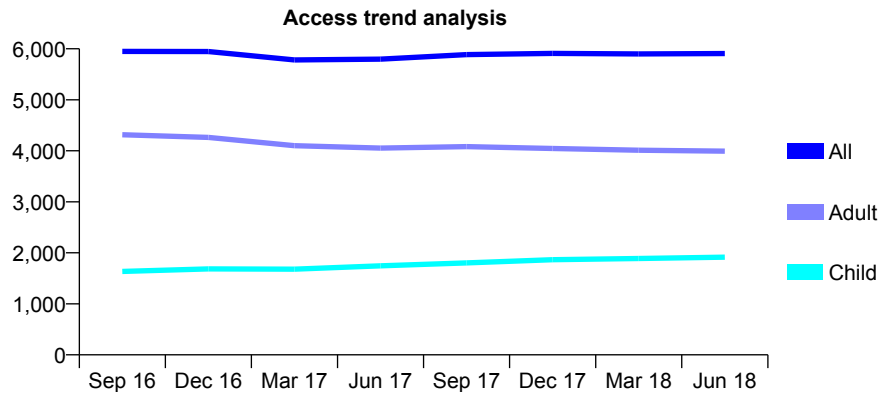
Q62 - Vital Signs At a Glance Contract Report for 755753/0001 - June 2018

Name or company name	MISS K PATEL
Contract type name	GDS Contract
Purpose of contract	General
Contract start date	01/04/2006
Contract end date	

18/19 Contracted general activity (UDA)	13,557
Carry forward general activity (UDA)	0
18/19 Contracted orthodontic activity (UOA)	0
Carry forward orthodontic activity (UOA)	0
Baseline contract value	£373,261.38

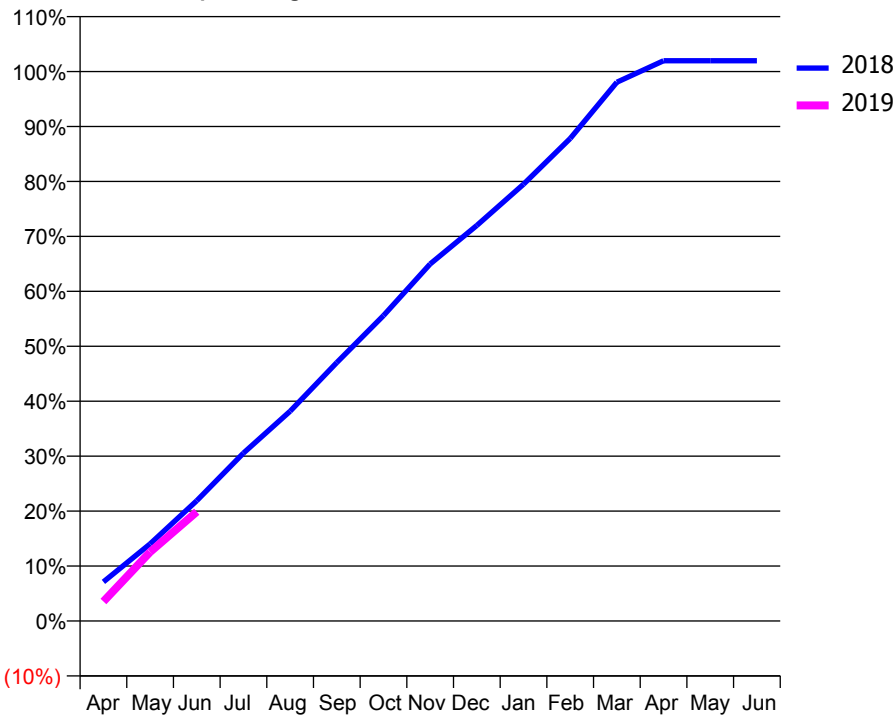
ACCESS*

Patients seen in 24 months	Total	Change since previous quarter
Quarter ending June 2017	5,798	
Quarter ending September 2017	5,885	→
Quarter ending December 2017	5,910	→
Quarter ending March 2018	5,900	→
Quarter ending June 2018	5,907	→
Variance since June 2017	1.9%	→



ACTIVITY

Cumulative percentage of contracted UDA delivered 2018 & 2019



Month	Adjusted Scheduled Activity (UDA)	
	2018	2019
April	967	481
May	1,902	1,702
June	2,968	2,696
July	4,143	
August	5,176	
September	6,378	
October	7,535	
November	8,809	
December	9,760	
January	10,775	
February	11,903	
March	13,292	
April	13,822	
May	13,822	
June	13,822	

QUALITY

	Quantity	Base Number	Contract	AT	Region	England
% of FP17s for the same patient ID Re-attending within 3 months - Children	51	600	8.5%	9.9%	11.5%	11.5%
% of FP17s for the same patient ID Re-attending within 3 months - Adults	96	964	10.0%	15.7%	16.6%	15.4%
% of FP17s for the same patient ID Re-attending between 3 & 9 months - Children	321	600	53.5%	48.8%	48.8%	58.9%
% of FP17s for the same patient ID Re-attending between 3 & 9 months - Adults	444	964	46.1%	38.6%	39.3%	51.6%
% of FP17s for Band 1 Urgent Courses	76	1,167	6.5%	11.0%	10.6%	8.9%
% of FP17s Relating to Free Repair or Replacements	4	1,167	0.3%	0.5%	0.5%	0.8%
% of FP17s Relating to Continuations	5	1,167	0.4%	0.5%	0.7%	0.9%
% of Patients satisfied with the dentistry they have received	5	6	N/A	88.4%	90.4%	93.2%
% of Patients satisfied with the time they had to wait for an appointment	4	6	N/A	83.8%	85.3%	88.8%

* This is based on patients treated on this contract for their most recent course of treatment. Figures in italics indicate the base number of FP17s or Patient Questionnaire responses are less than 100. N/A is shown where the base number of responses is less than 10 during the period. % is calculated as Quantity/Base number*100

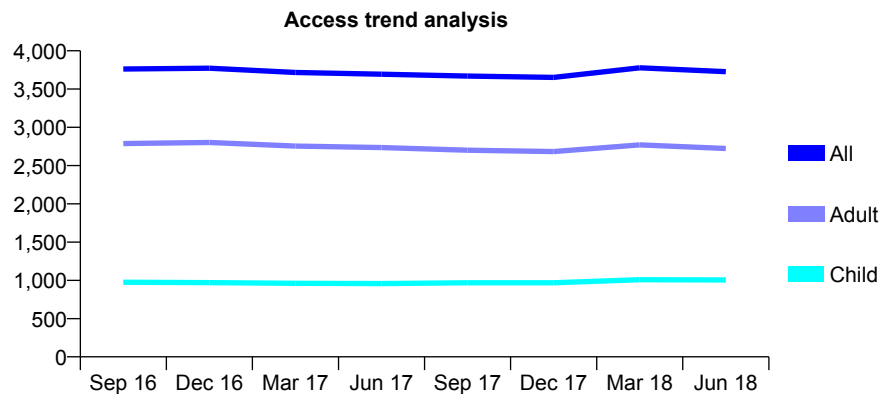
Q62 - Vital Signs At a Glance Contract Report for 763608/0001 - June 2018

Name or company name	MRS N TAVAKOLI
Contract type name	GDS Contract
Purpose of contract	General
Contract start date	01/04/2006
Contract end date	

18/19 Contracted general activity (UDA)	10,618
Carry forward general activity (UDA)	0
18/19 Contracted orthodontic activity (UOA)	0
Carry forward orthodontic activity (UOA)	0
Baseline contract value	£324,818.49

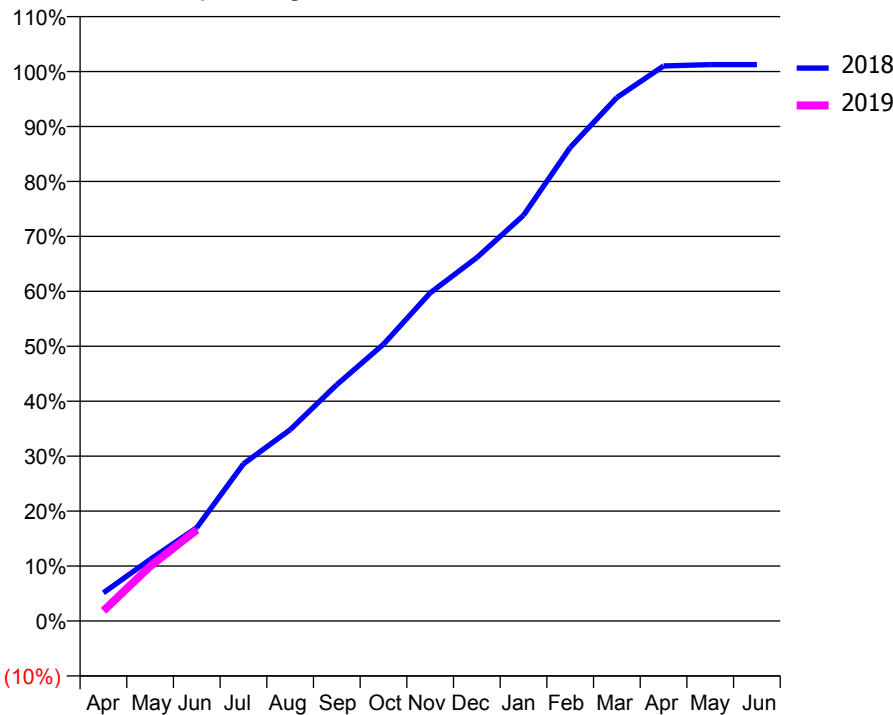
ACCESS*

Patients seen in 24 months	Total	Change since previous quarter
Quarter ending June 2017	3,694	
Quarter ending September 2017	3,670	→
Quarter ending December 2017	3,652	→
Quarter ending March 2018	3,778	↑
Quarter ending June 2018	3,727	↓
Variance since June 2017	0.9%	→



ACTIVITY

Cumulative percentage of contracted UDA delivered 2018 & 2019



Month	Adjusted Scheduled Activity (UDA)	
	2018	2019
April	544	197
May	1,189	1,059
June	1,805	1,762
July	3,038	
August	3,697	
September	4,568	
October	5,347	
November	6,340	
December	7,022	
January	7,839	
February	9,151	
March	10,114	
April	10,726	
May	10,751	
June	10,751	

QUALITY

	Quantity	Base Number	Contract	AT	Region	England
% of FP17s for the same patient ID Re-attending within 3 months - Children	6	263	2.3%	9.9%	11.5%	11.5%
% of FP17s for the same patient ID Re-attending within 3 months - Adults	36	610	5.9%	15.7%	16.6%	15.4%
% of FP17s for the same patient ID Re-attending between 3 & 9 months - Children	88	263	33.5%	48.8%	48.8%	58.9%
% of FP17s for the same patient ID Re-attending between 3 & 9 months - Adults	194	610	31.8%	38.6%	39.3%	51.6%
% of FP17s for Band 1 Urgent Courses	34	684	5.0%	11.0%	10.6%	8.9%
% of FP17s Relating to Free Repair or Replacements	1	684	0.1%	0.5%	0.5%	0.8%
% of FP17s Relating to Continuations	2	684	0.3%	0.5%	0.7%	0.9%
% of Patients satisfied with the dentistry they have received	4	4	N/A	88.4%	90.4%	93.2%
% of Patients satisfied with the time they had to wait for an appointment	3	4	N/A	83.8%	85.3%	88.8%

* This is based on patients treated on this contract for their most recent course of treatment. Figures in italics indicate the base number of FP17s or Patient Questionnaire responses are less than 100. N/A is shown where the base number of responses is less than 10 during the period. % is calculated as Quantity/Base number*100

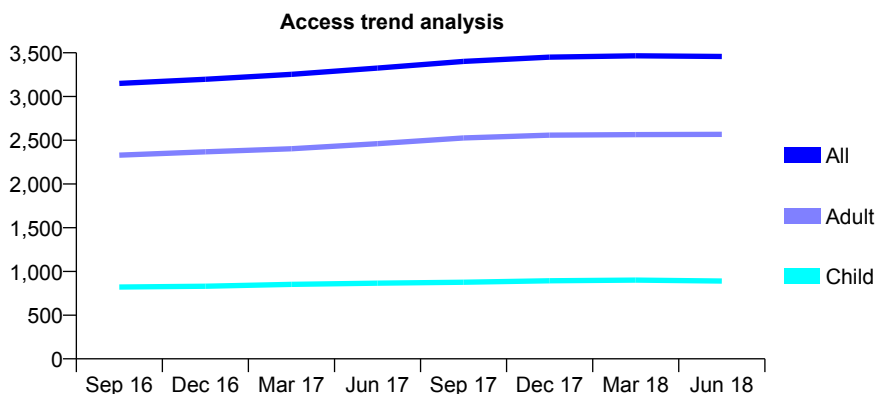
Q62 - Vital Signs At a Glance Contract Report for 763675/0002 - June 2018

Name or company name	MR SB MEHTA
Contract type name	GDS Contract
Purpose of contract	General
Contract start date	01/04/2006
Contract end date	

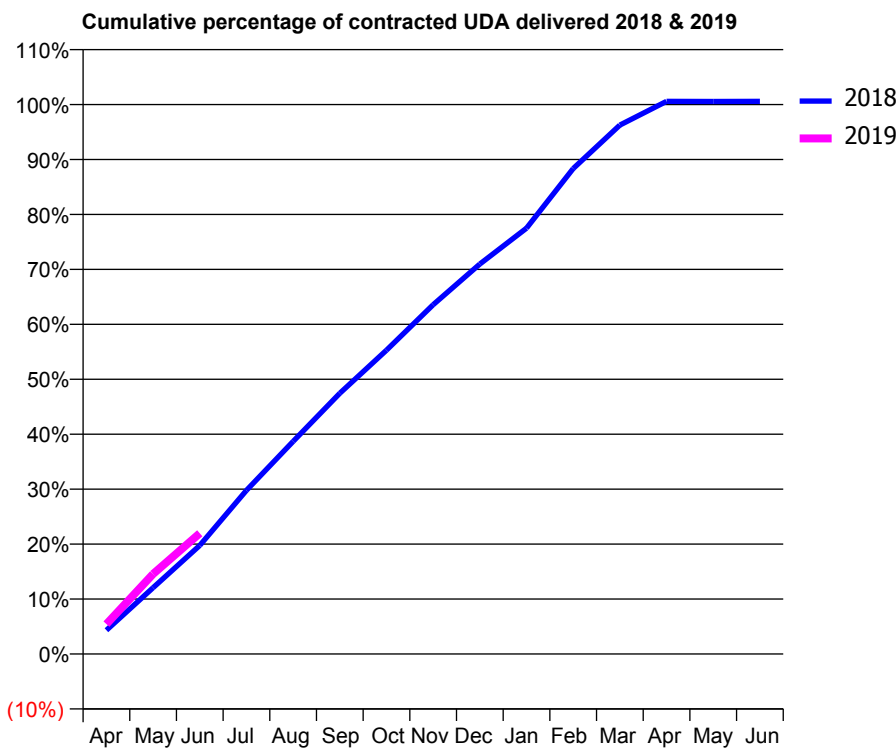
18/19 Contracted general activity (UDA)	9,778
Carry forward general activity (UDA)	0
18/19 Contracted orthodontic activity (UOA)	0
Carry forward orthodontic activity (UOA)	0
Baseline contract value	£238,816.87

ACCESS*

Patients seen in 24 months	Total	Change since previous quarter
Quarter ending June 2017	3,326	
Quarter ending September 2017	3,402	↑
Quarter ending December 2017	3,451	→
Quarter ending March 2018	3,465	→
Quarter ending June 2018	3,458	→
Variance since June 2017	4.0%	↑



ACTIVITY



Month	Adjusted Scheduled Activity (UDA)	
	2018	2019
April	424	533
May	1,180	1,426
June	1,933	2,149
July	2,912	
August	3,784	
September	4,639	
October	5,406	
November	6,216	
December	6,940	
January	7,578	
February	8,639	
March	9,412	
April	9,835	
May	9,833	
June	9,834	

QUALITY

	Quantity	Base Number	Contract	AT	Region	England
% of FP17s for the same patient ID Re-attending within 3 months - Children	25	301	8.3%	9.9%	11.5%	11.5%
% of FP17s for the same patient ID Re-attending within 3 months - Adults	125	892	14.0%	15.7%	16.6%	15.4%
% of FP17s for the same patient ID Re-attending between 3 & 9 months - Children	185	301	61.5%	48.8%	48.8%	58.9%
% of FP17s for the same patient ID Re-attending between 3 & 9 months - Adults	467	892	52.4%	38.6%	39.3%	51.6%
% of FP17s for Band 1 Urgent Courses	44	1,022	4.3%	11.0%	10.6%	8.9%
% of FP17s Relating to Free Repair or Replacements	7	1,022	0.7%	0.5%	0.5%	0.8%
% of FP17s Relating to Continuations	13	1,022	1.3%	0.5%	0.7%	0.9%
% of Patients satisfied with the dentistry they have received	4	4	N/A	88.4%	90.4%	93.2%
% of Patients satisfied with the time they had to wait for an appointment	4	4	N/A	83.8%	85.3%	88.8%

* This is based on patients treated on this contract for their most recent course of treatment. Figures in italics indicate the base number of FP17s or Patient Questionnaire responses are less than 100. N/A is shown where the base number of responses is less than 10 during the period. % is calculated as Quantity/Base number*100

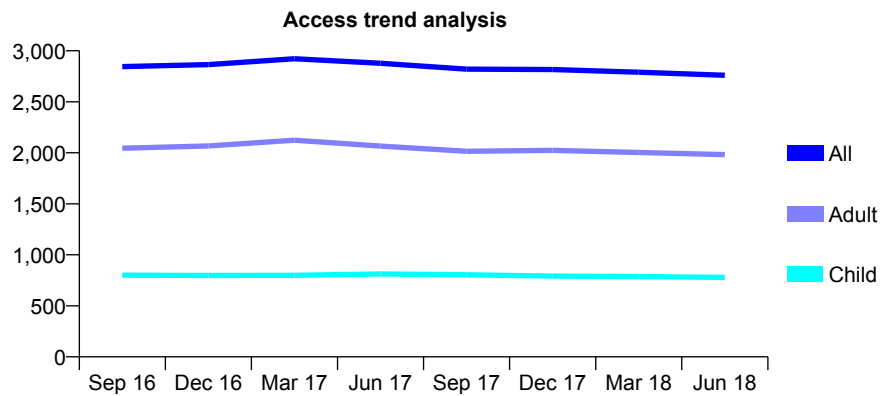
Q62 - Vital Signs At a Glance Contract Report for 763802/0001 - June 2018

Name or company name	MR R VADHER
Contract type name	GDS Contract
Purpose of contract	General
Contract start date	01/04/2006
Contract end date	

18/19 Contracted general activity (UDA)	6,390
Carry forward general activity (UDA)	0
18/19 Contracted orthodontic activity (UOA)	0
Carry forward orthodontic activity (UOA)	0
Baseline contract value	£171,105.94

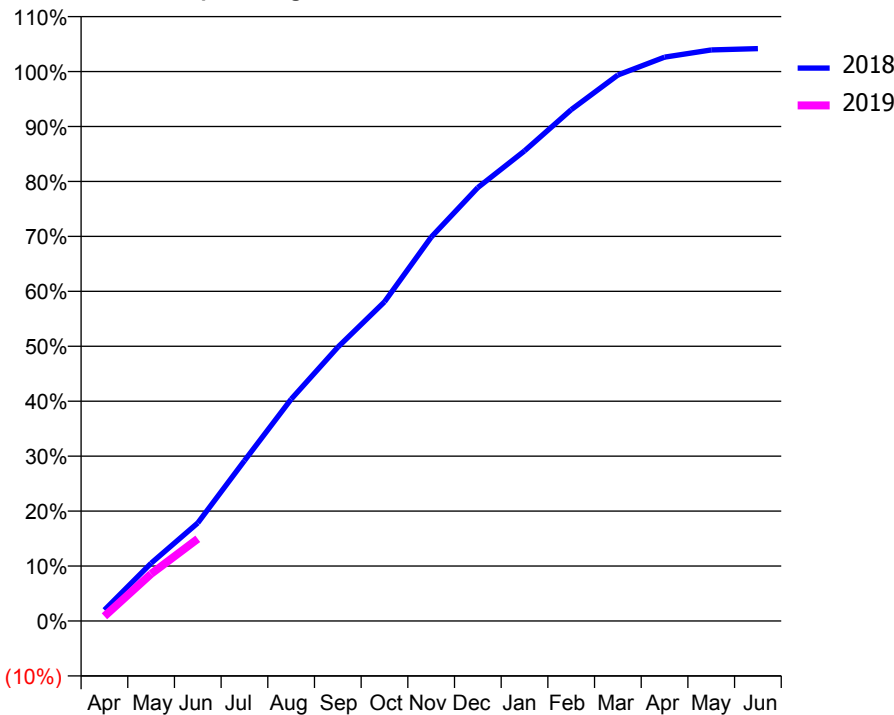
ACCESS*

Patients seen in 24 months	Total	Change since previous quarter
Quarter ending June 2017	2,878	
Quarter ending September 2017	2,820	↓
Quarter ending December 2017	2,816	→
Quarter ending March 2018	2,790	→
Quarter ending June 2018	2,760	↓
Variance since June 2017	(4.1%)	↓



ACTIVITY

Cumulative percentage of contracted UDA delivered 2018 & 2019



Month	Adjusted Scheduled Activity (UDA)	
	2018	2019
April	128	55
May	672	548
June	1,140	956
July	1,865	
August	2,579	
September	3,184	
October	3,711	
November	4,463	
December	5,040	
January	5,467	
February	5,946	
March	6,349	
April	6,557	
May	6,641	
June	6,656	

QUALITY

	Quantity	Base Number	Contract	AT	Region	England
% of FP17s for the same patient ID Re-attending within 3 months - Children	6	151	4.0%	9.9%	11.5%	11.5%
% of FP17s for the same patient ID Re-attending within 3 months - Adults	16	365	4.4%	15.7%	16.6%	15.4%
% of FP17s for the same patient ID Re-attending between 3 & 9 months - Children	40	151	26.5%	48.8%	48.8%	58.9%
% of FP17s for the same patient ID Re-attending between 3 & 9 months - Adults	114	365	31.2%	38.6%	39.3%	51.6%
% of FP17s for Band 1 Urgent Courses	9	388	2.3%	11.0%	10.6%	8.9%
% of FP17s Relating to Free Repair or Replacements	1	388	0.3%	0.5%	0.5%	0.8%
% of FP17s Relating to Continuations	0	388	0.0%	0.5%	0.7%	0.9%
% of Patients satisfied with the dentistry they have received	1	1	N/A	88.4%	90.4%	93.2%
% of Patients satisfied with the time they had to wait for an appointment	1	1	N/A	83.8%	85.3%	88.8%

* This is based on patients treated on this contract for their most recent course of treatment. Figures in italics indicate the base number of FP17s or Patient Questionnaire responses are less than 100. N/A is shown where the base number of responses is less than 10 during the period. % is calculated as Quantity/Base number*100

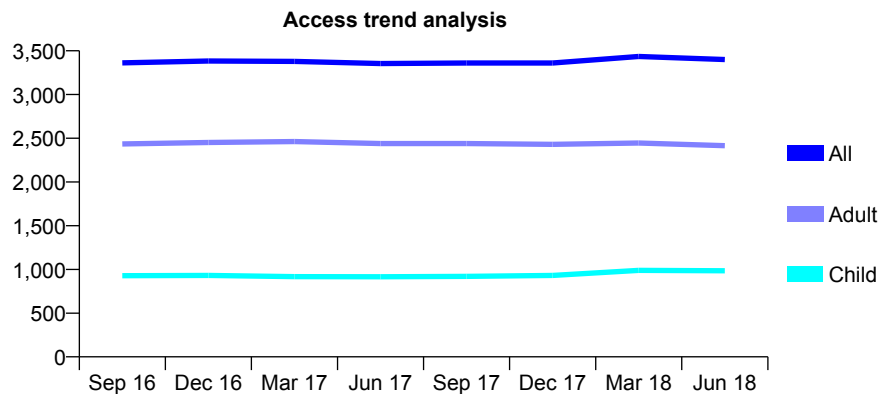
Q62 - Vital Signs At a Glance Contract Report for 763934/0001 - June 2018

Name or company name	MRS F KHOSRAVI
Contract type name	GDS Contract
Purpose of contract	General
Contract start date	01/04/2006
Contract end date	

18/19 Contracted general activity (UDA)	12,195
Carry forward general activity (UDA)	0
18/19 Contracted orthodontic activity (UOA)	0
Carry forward orthodontic activity (UOA)	0
Baseline contract value	£383,119.73

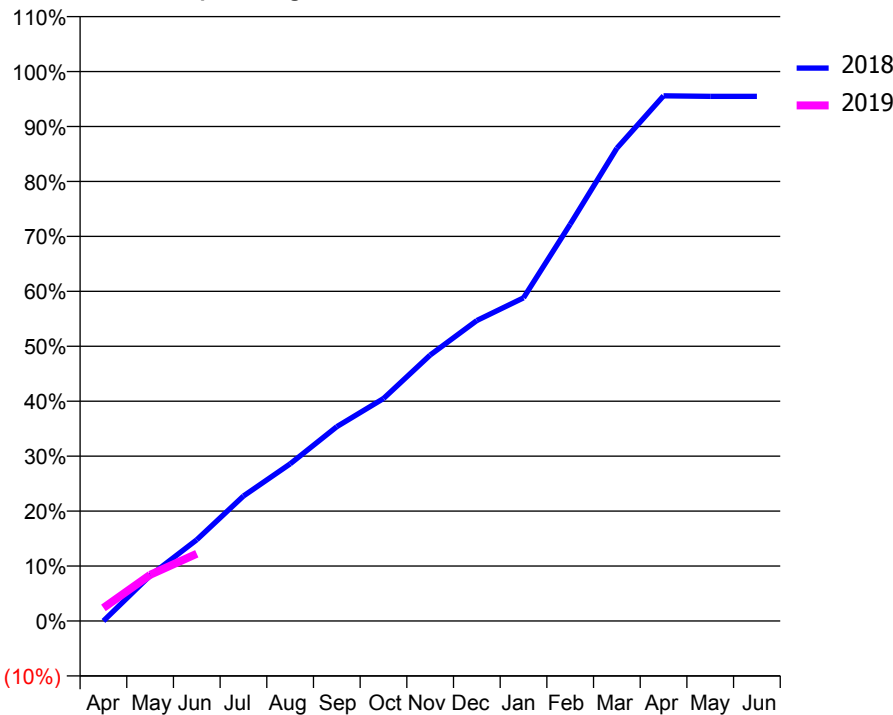
ACCESS*

Patients seen in 24 months	Total	Change since previous quarter
Quarter ending June 2017	3,355	
Quarter ending September 2017	3,360	→
Quarter ending December 2017	3,361	→
Quarter ending March 2018	3,435	↑
Quarter ending June 2018	3,400	↓
Variance since June 2017	1.3%	→



ACTIVITY

Cumulative percentage of contracted UDA delivered 2018 & 2019



Month	Adjusted Scheduled Activity (UDA)	
	2018	2019
April	3	290
May	1,007	1,027
June	1,804	1,493
July	2,775	
August	3,487	
September	4,313	
October	4,938	
November	5,903	
December	6,670	
January	7,172	
February	8,806	
March	10,492	
April	11,655	
May	11,644	
June	11,642	

QUALITY

	Quantity	Base Number	Contract	AT	Region	England
% of FP17s for the same patient ID Re-attending within 3 months - Children	23	224	10.3%	9.9%	11.5%	11.5%
% of FP17s for the same patient ID Re-attending within 3 months - Adults	106	528	20.1%	15.7%	16.6%	15.4%
% of FP17s for the same patient ID Re-attending between 3 & 9 months - Children	79	224	35.3%	48.8%	48.8%	58.9%
% of FP17s for the same patient ID Re-attending between 3 & 9 months - Adults	172	528	32.6%	38.6%	39.3%	51.6%
% of FP17s for Band 1 Urgent Courses	50	496	10.1%	11.0%	10.6%	8.9%
% of FP17s Relating to Free Repair or Replacements	3	496	0.6%	0.5%	0.5%	0.8%
% of FP17s Relating to Continuations	0	496	0.0%	0.5%	0.7%	0.9%
% of Patients satisfied with the dentistry they have received	0	0	N/A	88.4%	90.4%	93.2%
% of Patients satisfied with the time they had to wait for an appointment	0	0	N/A	83.8%	85.3%	88.8%

* This is based on patients treated on this contract for their most recent course of treatment. Figures in italics indicate the base number of FP17s or Patient Questionnaire responses are less than 100. N/A is shown where the base number of responses is less than 10 during the period. % is calculated as Quantity/Base number*100

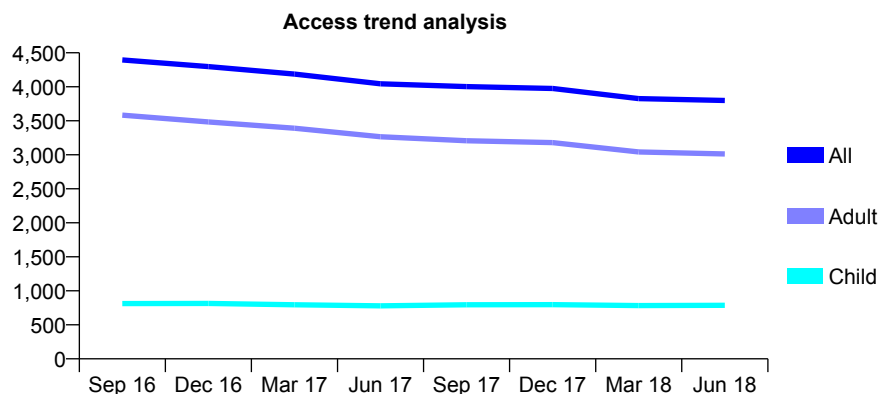
Q62 - Vital Signs At a Glance Contract Report for 764957/0003 - June 2018

Name or company name	Valecha Dental Practice
Contract type name	GDS Contract
Purpose of contract	General
Contract start date	01/04/2006
Contract end date	

18/19 Contracted general activity (UDA)	15,834
Carry forward general activity (UDA)	0
18/19 Contracted orthodontic activity (UOA)	0
Carry forward orthodontic activity (UOA)	0
Baseline contract value	£409,418.82

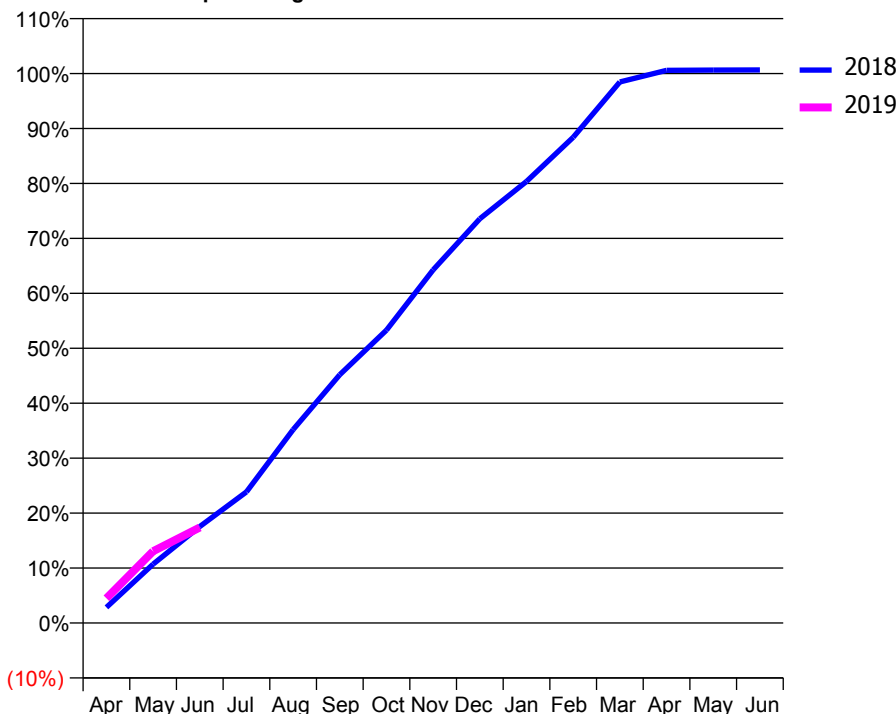
ACCESS*

Patients seen in 24 months	Total	Change since previous quarter
Quarter ending June 2017	4,045	
Quarter ending September 2017	4,002	↓
Quarter ending December 2017	3,976	→
Quarter ending March 2018	3,826	↓
Quarter ending June 2018	3,799	→
Variance since June 2017	(6.1%)	↓



ACTIVITY

Cumulative percentage of contracted UDA delivered 2018 & 2019



Month	Adjusted Scheduled Activity (UDA)	
	2018	2019
April	452	713
May	1,698	2,070
June	2,781	2,752
July	3,779	
August	5,575	
September	7,158	
October	8,441	
November	10,175	
December	11,648	
January	12,724	
February	13,995	
March	15,590	
April	15,926	
May	15,933	
June	15,936	

QUALITY

	Quantity	Base Number	Contract	AT	Region	England
% of FP17s for the same patient ID Re-attending within 3 months - Children	31	234	13.2%	9.9%	11.5%	11.5%
% of FP17s for the same patient ID Re-attending within 3 months - Adults	126	704	17.9%	15.7%	16.6%	15.4%
% of FP17s for the same patient ID Re-attending between 3 & 9 months - Children	130	234	55.6%	48.8%	48.8%	58.9%
% of FP17s for the same patient ID Re-attending between 3 & 9 months - Adults	307	704	43.6%	38.6%	39.3%	51.6%
% of FP17s for Band 1 Urgent Courses	47	810	5.8%	11.0%	10.6%	8.9%
% of FP17s Relating to Free Repair or Replacements	20	810	2.5%	0.5%	0.5%	0.8%
% of FP17s Relating to Continuations	3	810	0.4%	0.5%	0.7%	0.9%
% of Patients satisfied with the dentistry they have received	1	1	N/A	88.4%	90.4%	93.2%
% of Patients satisfied with the time they had to wait for an appointment	1	1	N/A	83.8%	85.3%	88.8%

* This is based on patients treated on this contract for their most recent course of treatment. Figures in italics indicate the base number of FP17s or Patient Questionnaire responses are less than 100. N/A is shown where the base number of responses is less than 10 during the period. % is calculated as Quantity/Base number*100

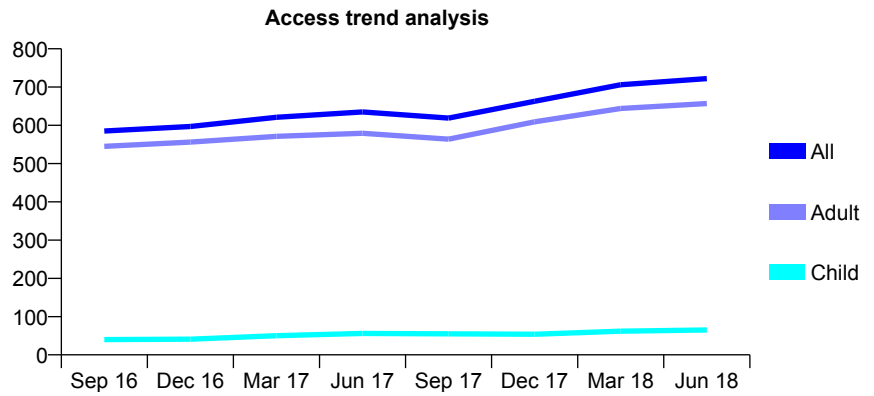
Q62 - Vital Signs At a Glance Contract Report for 766895/0001 - June 2018

Name or company name	MR M SOLTAN MOHAMMADI KHAYAT
Contract type name	GDS Contract
Purpose of contract	General
Contract start date	01/04/2006
Contract end date	

18/19 Contracted general activity (UDA)	976
Carry forward general activity (UDA)	0
18/19 Contracted orthodontic activity (UOA)	0
Carry forward orthodontic activity (UOA)	0
Baseline contract value	£35,601.62

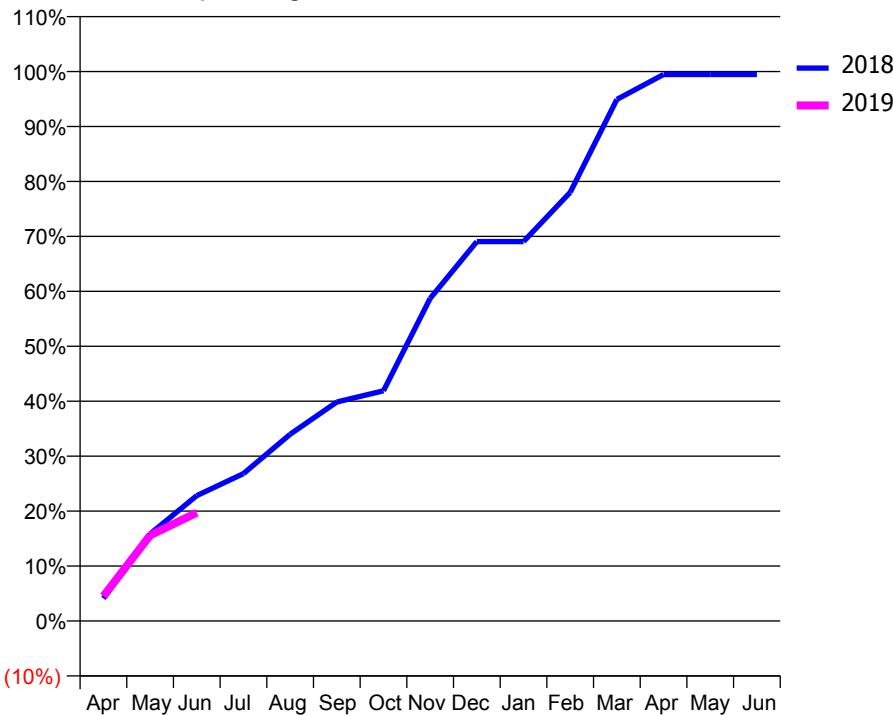
ACCESS*

Patients seen in 24 months	Total	Change since previous quarter
Quarter ending June 2017	635	
Quarter ending September 2017	619	↓
Quarter ending December 2017	663	↑
Quarter ending March 2018	706	↑
Quarter ending June 2018	722	↑
Variance since June 2017	13.7%	↑



ACTIVITY

Cumulative percentage of contracted UDA delivered 2018 & 2019



Month	Adjusted Scheduled Activity (UDA)	
	2018	2019
April	40	44
May	155	152
June	223	192
July	262	
August	332	
September	389	
October	409	
November	573	
December	674	
January	674	
February	761	
March	926	
April	971	
May	971	
June	971	

QUALITY

	Quantity	Base Number	Contract	AT	Region	England
% of FP17s for the same patient ID Re-attending within 3 months - Children	1	14	7.1%	9.9%	11.5%	11.5%
% of FP17s for the same patient ID Re-attending within 3 months - Adults	5	133	3.8%	15.7%	16.6%	15.4%
% of FP17s for the same patient ID Re-attending between 3 & 9 months - Children	6	14	42.9%	48.8%	48.8%	58.9%
% of FP17s for the same patient ID Re-attending between 3 & 9 months - Adults	23	133	17.3%	38.6%	39.3%	51.6%
% of FP17s for Band 1 Urgent Courses	2	128	1.6%	11.0%	10.6%	8.9%
% of FP17s Relating to Free Repair or Replacements	0	128	0.0%	0.5%	0.5%	0.8%
% of FP17s Relating to Continuations	0	128	0.0%	0.5%	0.7%	0.9%
% of Patients satisfied with the dentistry they have received	0	0	N/A	88.4%	90.4%	93.2%
% of Patients satisfied with the time they had to wait for an appointment	0	0	N/A	83.8%	85.3%	88.8%

* This is based on patients treated on this contract for their most recent course of treatment. Figures in italics indicate the base number of FP17s or Patient Questionnaire responses are less than 100. N/A is shown where the base number of responses is less than 10 during the period. % is calculated as Quantity/Base number*100

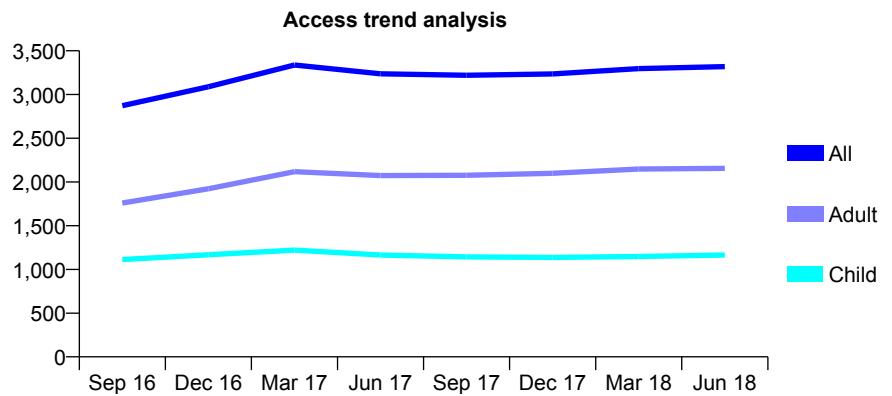
Q62 - Vital Signs At a Glance Contract Report for 766895/0004 - June 2018

Name or company name	MR M SOLTAN MOHAMMADI KHAYAT
Contract type name	GDS Contract
Purpose of contract	General
Contract start date	01/02/2015
Contract end date	

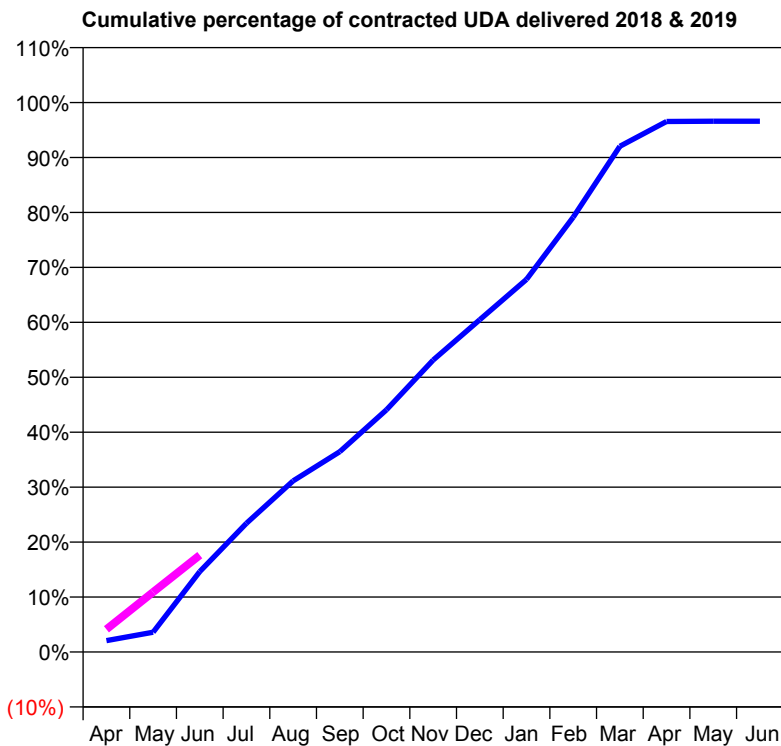
18/19 Contracted general activity (UDA)	9,365
Carry forward general activity (UDA)	0
18/19 Contracted orthodontic activity (UOA)	0
Carry forward orthodontic activity (UOA)	0
Baseline contract value	£261,228.51

ACCESS*

Patients seen in 24 months	Total	Change since previous quarter
Quarter ending June 2017	3,237	
Quarter ending September 2017	3,220	→
Quarter ending December 2017	3,236	→
Quarter ending March 2018	3,296	→
Quarter ending June 2018	3,319	→
Variance since June 2017	2.5%	↑



ACTIVITY



Month	Adjusted Scheduled Activity (UDA)	
	2018	2019
April	195	388
May	337	1,021
June	1,372	1,651
July	2,193	
August	2,918	
September	3,415	
October	4,129	
November	4,976	
December	5,665	
January	6,350	
February	7,411	
March	8,618	
April	9,041	
May	9,047	
June	9,047	

QUALITY

	Quantity	Base Number	Contract	AT	Region	England
% of FP17s for the same patient ID Re-attending within 3 months - Children	35	401	8.7%	9.9%	11.5%	11.5%
% of FP17s for the same patient ID Re-attending within 3 months - Adults	61	519	11.8%	15.7%	16.6%	15.4%
% of FP17s for the same patient ID Re-attending between 3 & 9 months - Children	229	401	57.1%	48.8%	48.8%	58.9%
% of FP17s for the same patient ID Re-attending between 3 & 9 months - Adults	235	519	45.3%	38.6%	39.3%	51.6%
% of FP17s for Band 1 Urgent Courses	56	715	7.8%	11.0%	10.6%	8.9%
% of FP17s Relating to Free Repair or Replacements	0	715	0.0%	0.5%	0.5%	0.8%
% of FP17s Relating to Continuations	0	715	0.0%	0.5%	0.7%	0.9%
% of Patients satisfied with the dentistry they have received	1	1	N/A	88.4%	90.4%	93.2%
% of Patients satisfied with the time they had to wait for an appointment	0	1	N/A	83.8%	85.3%	88.8%

* This is based on patients treated on this contract for their most recent course of treatment. Figures in italics indicate the base number of FP17s or Patient Questionnaire responses are less than 100. N/A is shown where the base number of responses is less than 10 during the period. % is calculated as Quantity/Base number*100

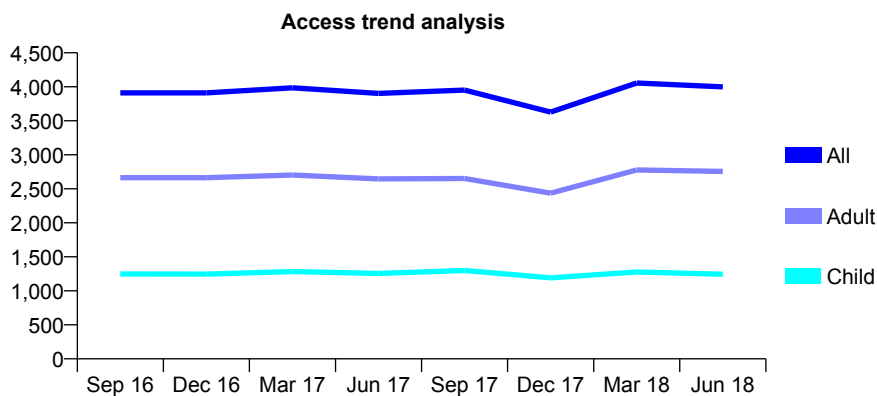
Q62 - Vital Signs At a Glance Contract Report for 767697/0002 - June 2018

Name or company name	MR F RAMEZANI
Contract type name	GDS Contract
Purpose of contract	General
Contract start date	01/04/2006
Contract end date	

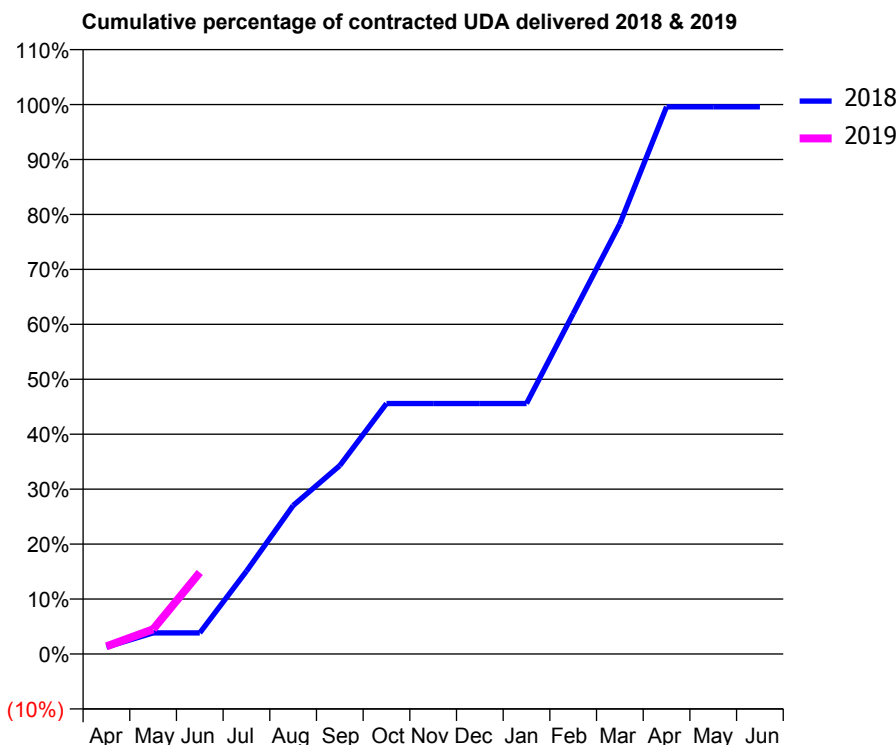
18/19 Contracted general activity (UDA)	8,692
Carry forward general activity (UDA)	0
18/19 Contracted orthodontic activity (UOA)	0
Carry forward orthodontic activity (UOA)	0
Baseline contract value	£238,481.00

ACCESS*

Patients seen in 24 months	Total	Change since previous quarter
Quarter ending June 2017	3,902	
Quarter ending September 2017	3,951	→
Quarter ending December 2017	3,629	↓
Quarter ending March 2018	4,056	↑
Quarter ending June 2018	3,999	↓
Variance since June 2017	2.5%	↑



ACTIVITY



Month	Adjusted Scheduled Activity (UDA)	
	2018	2019
April	111	122
May	335	392
June	335	1,290
July	1,311	
August	2,349	
September	2,981	
October	3,962	
November	3,962	
December	3,962	
January	3,962	
February	5,385	
March	6,805	
April	8,656	
May	8,656	
June	8,656	

QUALITY

	Quantity	Base Number	Contract	AT	Region	England
% of FP17s for the same patient ID Re-attending within 3 months - Children	13	280	4.6%	9.9%	11.5%	11.5%
% of FP17s for the same patient ID Re-attending within 3 months - Adults	51	670	7.6%	15.7%	16.6%	15.4%
% of FP17s for the same patient ID Re-attending between 3 & 9 months - Children	81	280	28.9%	48.8%	48.8%	58.9%
% of FP17s for the same patient ID Re-attending between 3 & 9 months - Adults	196	670	29.3%	38.6%	39.3%	51.6%
% of FP17s for Band 1 Urgent Courses	8	629	1.3%	11.0%	10.6%	8.9%
% of FP17s Relating to Free Repair or Replacements	1	629	0.2%	0.5%	0.5%	0.8%
% of FP17s Relating to Continuations	12	629	1.9%	0.5%	0.7%	0.9%
% of Patients satisfied with the dentistry they have received	1	1	N/A	88.4%	90.4%	93.2%
% of Patients satisfied with the time they had to wait for an appointment	1	1	N/A	83.8%	85.3%	88.8%

* This is based on patients treated on this contract for their most recent course of treatment. Figures in italics indicate the base number of FP17s or Patient Questionnaire responses are less than 100. N/A is shown where the base number of responses is less than 10 during the period. % is calculated as Quantity/Base number*100

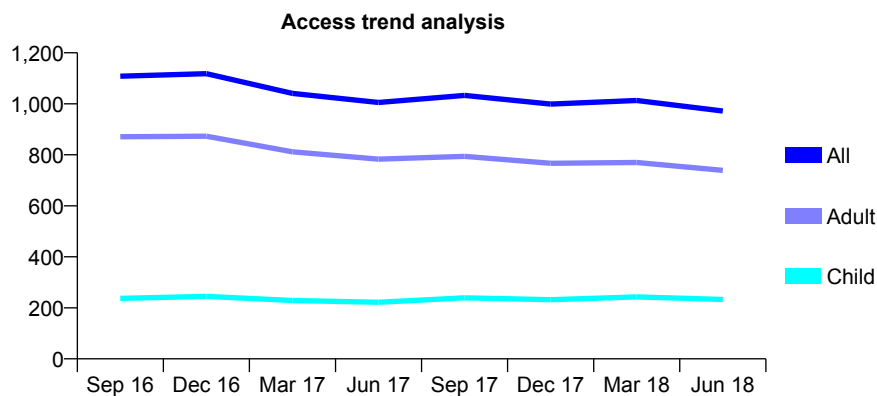
Q62 - Vital Signs At a Glance Contract Report for 768286/0001 - June 2018

Name or company name	MR NA BARAKJI
Contract type name	GDS Contract
Purpose of contract	General
Contract start date	01/04/2006
Contract end date	

18/19 Contracted general activity (UDA)	4,598
Carry forward general activity (UDA)	0
18/19 Contracted orthodontic activity (UOA)	0
Carry forward orthodontic activity (UOA)	0
Baseline contract value	£149,800.16

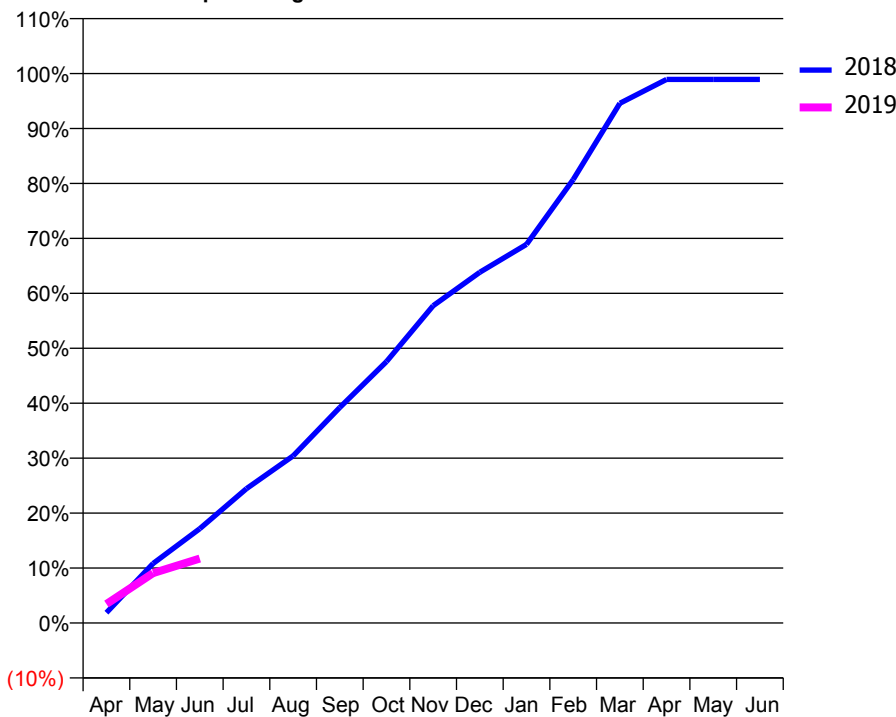
ACCESS*

Patients seen in 24 months	Total	Change since previous quarter
Quarter ending June 2017	1,005	
Quarter ending September 2017	1,033	↑
Quarter ending December 2017	999	↓
Quarter ending March 2018	1,013	→
Quarter ending June 2018	972	↓
Variance since June 2017	(3.3%)	↓



ACTIVITY

Cumulative percentage of contracted UDA delivered 2018 & 2019



Adjusted Scheduled Activity (UDA)

Month	2018	2019
April	86	159
May	498	418
June	789	540
July	1,125	
August	1,398	
September	1,803	
October	2,188	
November	2,655	
December	2,935	
January	3,168	
February	3,711	
March	4,349	
April	4,548	
May	4,548	
June	4,548	

QUALITY

	Quantity	Base Number	Contract	AT	Region	England
% of FP17s for the same patient ID Re-attending within 3 months - Children	9	52	17.3%	9.9%	11.5%	11.5%
% of FP17s for the same patient ID Re-attending within 3 months - Adults	44	182	24.2%	15.7%	16.6%	15.4%
% of FP17s for the same patient ID Re-attending between 3 & 9 months - Children	21	52	40.4%	48.8%	48.8%	58.9%
% of FP17s for the same patient ID Re-attending between 3 & 9 months - Adults	76	182	41.8%	38.6%	39.3%	51.6%
% of FP17s for Band 1 Urgent Courses	53	199	26.6%	11.0%	10.6%	8.9%
% of FP17s Relating to Free Repair or Replacements	1	199	0.5%	0.5%	0.5%	0.8%
% of FP17s Relating to Continuations	2	199	1.0%	0.5%	0.7%	0.9%
% of Patients satisfied with the dentistry they have received	2	2	N/A	88.4%	90.4%	93.2%
% of Patients satisfied with the time they had to wait for an appointment	2	2	N/A	83.8%	85.3%	88.8%

* This is based on patients treated on this contract for their most recent course of treatment. Figures in italics indicate the base number of FP17s or Patient Questionnaire responses are less than 100. N/A is shown where the base number of responses is less than 10 during the period. % is calculated as Quantity/Base number*100

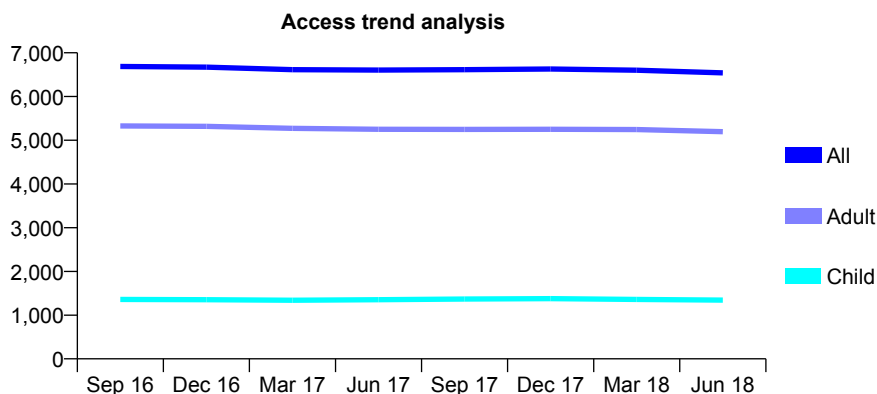
Q62 - Vital Signs At a Glance Contract Report for 768359/0001 - June 2018

Name or company name	MR KC SHAH
Contract type name	GDS Contract
Purpose of contract	General
Contract start date	01/04/2006
Contract end date	

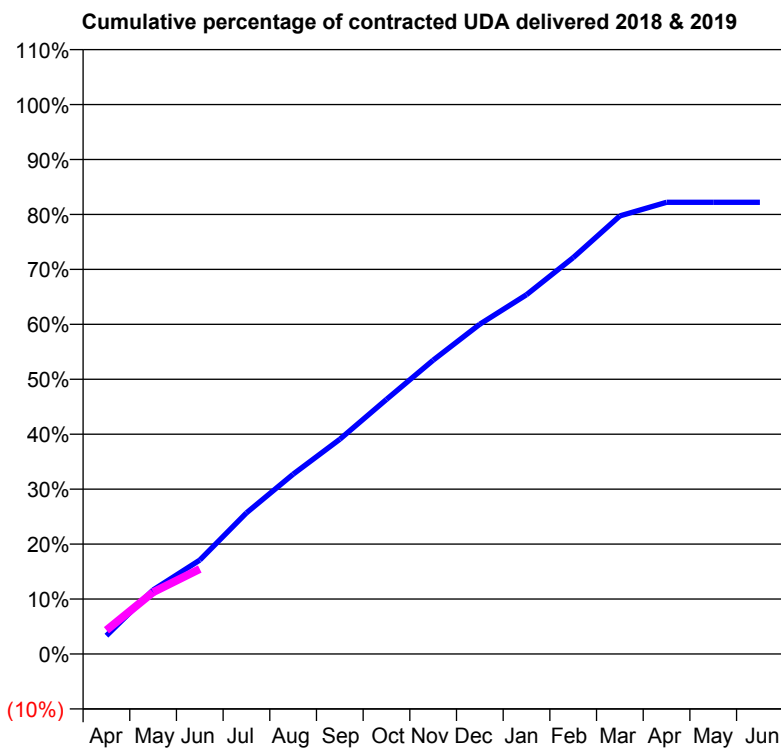
18/19 Contracted general activity (UDA)	22,099
Carry forward general activity (UDA)	0
18/19 Contracted orthodontic activity (UOA)	0
Carry forward orthodontic activity (UOA)	0
Baseline contract value	£657,215.79

ACCESS*

Patients seen in 24 months	Total	Change since previous quarter
Quarter ending June 2017	6,606	
Quarter ending September 2017	6,615	→
Quarter ending December 2017	6,628	→
Quarter ending March 2018	6,603	→
Quarter ending June 2018	6,540	→
Variance since June 2017	(1.0%)	→



ACTIVITY



Month	Adjusted Scheduled Activity (UDA)	
	2018	2019
April	737	956
May	2,579	2,485
June	3,779	3,417
July	5,679	
August	7,232	
September	8,636	
October	10,241	
November	11,818	
December	13,267	
January	14,452	
February	15,942	
March	17,618	
April	18,164	
May	18,164	
June	18,164	

QUALITY

	Quantity	Base Number	Contract	AT	Region	England
% of FP17s for the same patient ID Re-attending within 3 months - Children	30	410	7.3%	9.9%	11.5%	11.5%
% of FP17s for the same patient ID Re-attending within 3 months - Adults	194	1,420	13.7%	15.7%	16.6%	15.4%
% of FP17s for the same patient ID Re-attending between 3 & 9 months - Children	226	410	55.1%	48.8%	48.8%	58.9%
% of FP17s for the same patient ID Re-attending between 3 & 9 months - Adults	622	1,420	43.8%	38.6%	39.3%	51.6%
% of FP17s for Band 1 Urgent Courses	160	1,594	10.0%	11.0%	10.6%	8.9%
% of FP17s Relating to Free Repair or Replacements	8	1,594	0.5%	0.5%	0.5%	0.8%
% of FP17s Relating to Continuations	19	1,594	1.2%	0.5%	0.7%	0.9%
% of Patients satisfied with the dentistry they have received	4	4	N/A	88.4%	90.4%	93.2%
% of Patients satisfied with the time they had to wait for an appointment	3	4	N/A	83.8%	85.3%	88.8%

* This is based on patients treated on this contract for their most recent course of treatment. Figures in italics indicate the base number of FP17s or Patient Questionnaire responses are less than 100. N/A is shown where the base number of responses is less than 10 during the period. % is calculated as Quantity/Base number*100

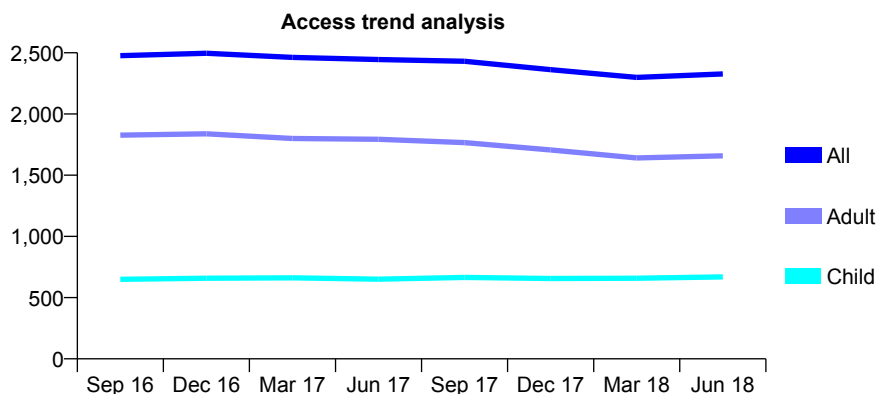
Q62 - Vital Signs At a Glance Contract Report for 769576/0001 - June 2018

Name or company name	MR E GANJEH KHOSRAVI
Contract type name	GDS Contract
Purpose of contract	General
Contract start date	01/04/2006
Contract end date	

18/19 Contracted general activity (UDA)	9,073
Carry forward general activity (UDA)	0
18/19 Contracted orthodontic activity (UOA)	0
Carry forward orthodontic activity (UOA)	0
Baseline contract value	£278,670.12

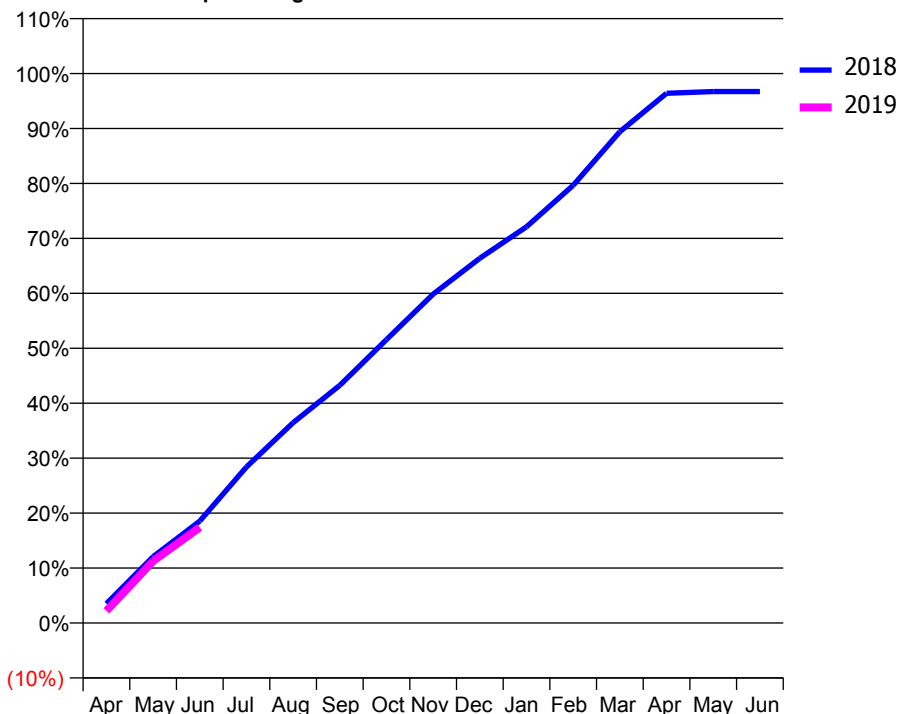
ACCESS*

Patients seen in 24 months	Total	Change since previous quarter
Quarter ending June 2017	2,445	
Quarter ending September 2017	2,431	→
Quarter ending December 2017	2,362	↓
Quarter ending March 2018	2,299	↓
Quarter ending June 2018	2,327	→
Variance since June 2017	(4.8%)	↓



ACTIVITY

Cumulative percentage of contracted UDA delivered 2018 & 2019



Adjusted Scheduled Activity (UDA)

Month	2018	2019
April	320	201
May	1,096	1,023
June	1,683	1,579
July	2,576	
August	3,308	
September	3,924	
October	4,679	
November	5,431	
December	6,024	
January	6,542	
February	7,228	
March	8,112	
April	8,747	
May	8,774	
June	8,774	

QUALITY

	Quantity	Base Number	Contract	AT	Region	England
% of FP17s for the same patient ID Re-attending within 3 months - Children	13	200	6.5%	9.9%	11.5%	11.5%
% of FP17s for the same patient ID Re-attending within 3 months - Adults	74	484	15.3%	15.7%	16.6%	15.4%
% of FP17s for the same patient ID Re-attending between 3 & 9 months - Children	88	200	44.0%	48.8%	48.8%	58.9%
% of FP17s for the same patient ID Re-attending between 3 & 9 months - Adults	155	484	32.0%	38.6%	39.3%	51.6%
% of FP17s for Band 1 Urgent Courses	101	555	18.2%	11.0%	10.6%	8.9%
% of FP17s Relating to Free Repair or Replacements	1	555	0.2%	0.5%	0.5%	0.8%
% of FP17s Relating to Continuations	1	555	0.2%	0.5%	0.7%	0.9%
% of Patients satisfied with the dentistry they have received	1	2	N/A	88.4%	90.4%	93.2%
% of Patients satisfied with the time they had to wait for an appointment	1	2	N/A	83.8%	85.3%	88.8%

* This is based on patients treated on this contract for their most recent course of treatment. Figures in italics indicate the base number of FP17s or Patient Questionnaire responses are less than 100. N/A is shown where the base number of responses is less than 10 during the period. % is calculated as Quantity/Base number*100

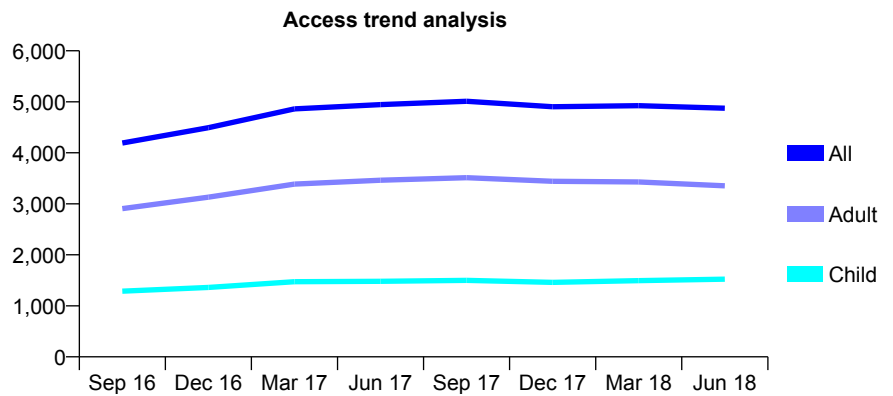
Q62 - Vital Signs At a Glance Contract Report for 770124/0002 - June 2018

Name or company name	MR DS NAR
Contract type name	GDS Contract
Purpose of contract	General
Contract start date	01/04/2015
Contract end date	

18/19 Contracted general activity (UDA)	16,141
Carry forward general activity (UDA)	0
18/19 Contracted orthodontic activity (UOA)	0
Carry forward orthodontic activity (UOA)	0
Baseline contract value	£553,506.70

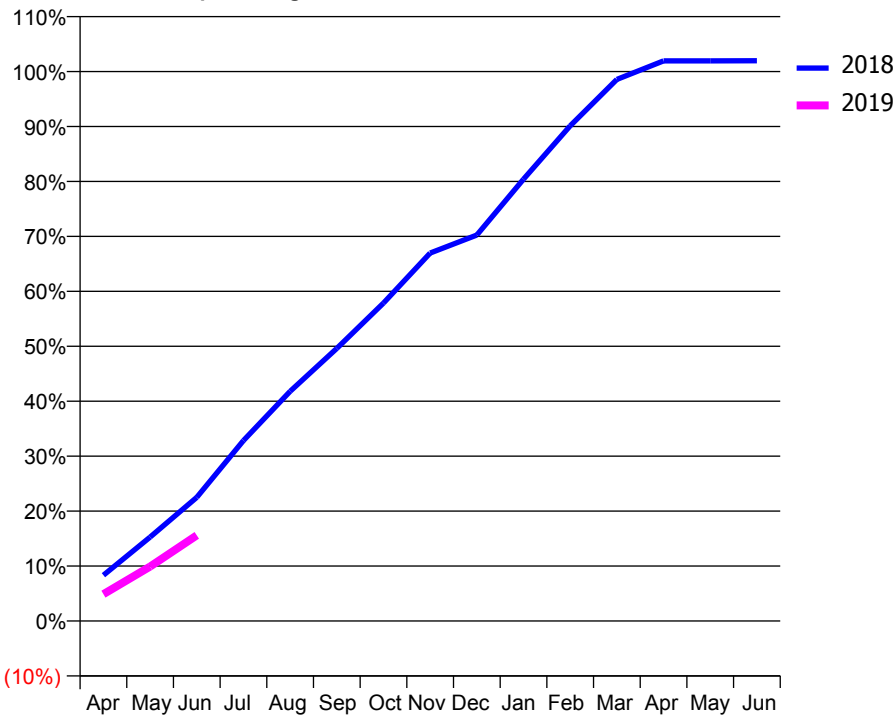
ACCESS*

Patients seen in 24 months	Total	Change since previous quarter
Quarter ending June 2017	4,944	
Quarter ending September 2017	5,011	→
Quarter ending December 2017	4,902	↓
Quarter ending March 2018	4,924	→
Quarter ending June 2018	4,875	→
Variance since June 2017	(1.4%)	↓



ACTIVITY

Cumulative percentage of contracted UDA delivered 2018 & 2019



Month	Adjusted Scheduled Activity (UDA)	
	2018	2019
April	1,344	789
May	2,466	1,599
June	3,634	2,518
July	5,303	
August	6,748	
September	8,008	
October	9,339	
November	10,810	
December	11,339	
January	12,977	
February	14,547	
March	15,908	
April	16,451	
May	16,452	
June	16,456	

QUALITY

	Quantity	Base Number	Contract	AT	Region	England
% of FP17s for the same patient ID Re-attending within 3 months - Children	34	502	6.8%	9.9%	11.5%	11.5%
% of FP17s for the same patient ID Re-attending within 3 months - Adults	109	779	14.0%	15.7%	16.6%	15.4%
% of FP17s for the same patient ID Re-attending between 3 & 9 months - Children	315	502	62.7%	48.8%	48.8%	58.9%
% of FP17s for the same patient ID Re-attending between 3 & 9 months - Adults	370	779	47.5%	38.6%	39.3%	51.6%
% of FP17s for Band 1 Urgent Courses	105	1,103	9.5%	11.0%	10.6%	8.9%
% of FP17s Relating to Free Repair or Replacements	1	1,103	0.1%	0.5%	0.5%	0.8%
% of FP17s Relating to Continuations	6	1,103	0.5%	0.5%	0.7%	0.9%
% of Patients satisfied with the dentistry they have received	3	3	N/A	88.4%	90.4%	93.2%
% of Patients satisfied with the time they had to wait for an appointment	3	3	N/A	83.8%	85.3%	88.8%

* This is based on patients treated on this contract for their most recent course of treatment. Figures in italics indicate the base number of FP17s or Patient Questionnaire responses are less than 100. N/A is shown where the base number of responses is less than 10 during the period. % is calculated as Quantity/Base number*100

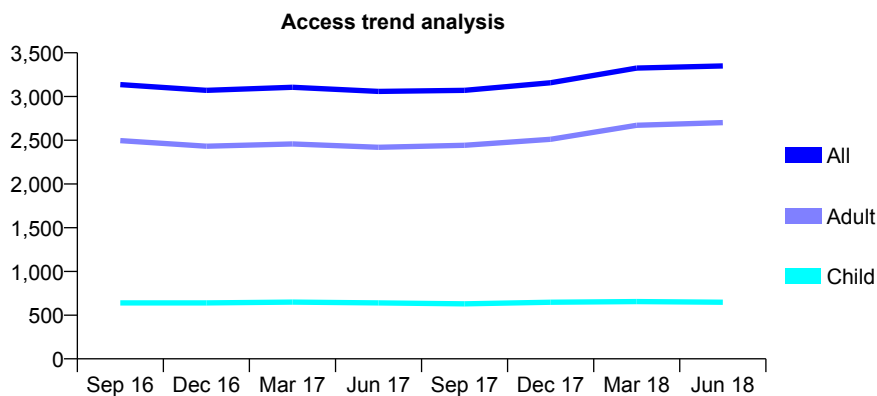
Q62 - Vital Signs At a Glance Contract Report for 771996/0001 - June 2018

Name or company name	MR H RAZBAN
Contract type name	GDS Contract
Purpose of contract	General
Contract start date	01/04/2006
Contract end date	

18/19 Contracted general activity (UDA)	10,339
Carry forward general activity (UDA)	0
18/19 Contracted orthodontic activity (UOA)	0
Carry forward orthodontic activity (UOA)	0
Baseline contract value	£311,105.46

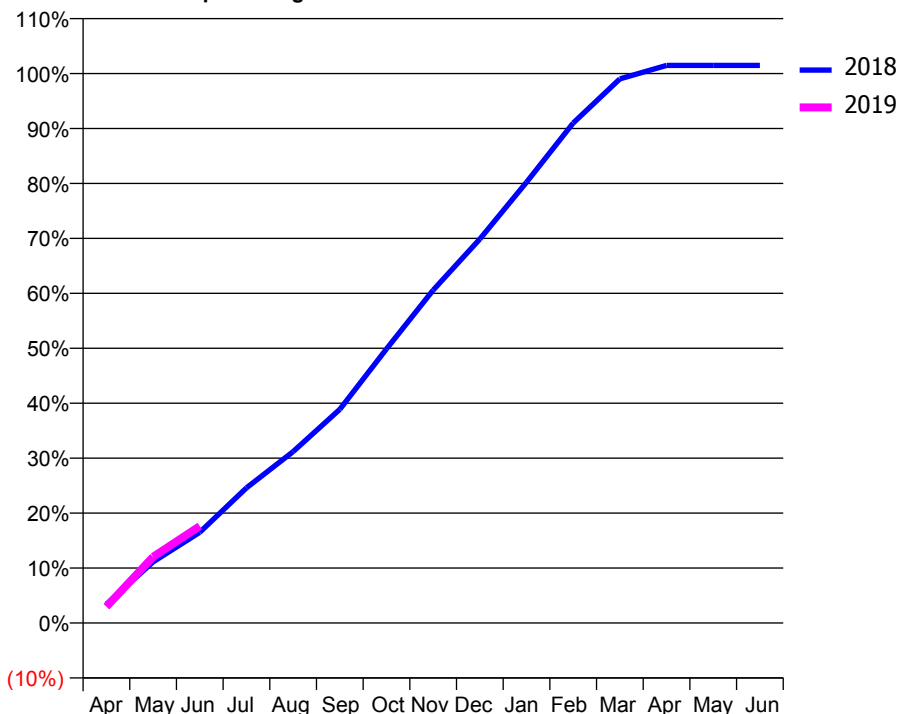
ACCESS*

Patients seen in 24 months	Total	Change since previous quarter
Quarter ending June 2017	3,058	
Quarter ending September 2017	3,071	→
Quarter ending December 2017	3,158	↑
Quarter ending March 2018	3,326	↑
Quarter ending June 2018	3,350	→
Variance since June 2017	9.5%	↑



ACTIVITY

Cumulative percentage of contracted UDA delivered 2018 & 2019



Month	Adjusted Scheduled Activity (UDA)	
	2018	2019
April	353	307
May	1,150	1,246
June	1,708	1,823
July	2,543	
August	3,226	
September	4,021	
October	5,157	
November	6,264	
December	7,226	
January	8,292	
February	9,407	
March	10,238	
April	10,491	
May	10,492	
June	10,492	

QUALITY

	Quantity	Base Number	Contract	AT	Region	England
% of FP17s for the same patient ID Re-attending within 3 months - Children	3	151	2.0%	9.9%	11.5%	11.5%
% of FP17s for the same patient ID Re-attending within 3 months - Adults	33	549	6.0%	15.7%	16.6%	15.4%
% of FP17s for the same patient ID Re-attending between 3 & 9 months - Children	51	151	33.8%	48.8%	48.8%	58.9%
% of FP17s for the same patient ID Re-attending between 3 & 9 months - Adults	124	549	22.6%	38.6%	39.3%	51.6%
% of FP17s for Band 1 Urgent Courses	36	604	6.0%	11.0%	10.6%	8.9%
% of FP17s Relating to Free Repair or Replacements	0	604	0.0%	0.5%	0.5%	0.8%
% of FP17s Relating to Continuations	1	604	0.2%	0.5%	0.7%	0.9%
% of Patients satisfied with the dentistry they have received	2	2	N/A	88.4%	90.4%	93.2%
% of Patients satisfied with the time they had to wait for an appointment	1	2	N/A	83.8%	85.3%	88.8%

* This is based on patients treated on this contract for their most recent course of treatment. Figures in italics indicate the base number of FP17s or Patient Questionnaire responses are less than 100. N/A is shown where the base number of responses is less than 10 during the period. % is calculated as Quantity/Base number*100

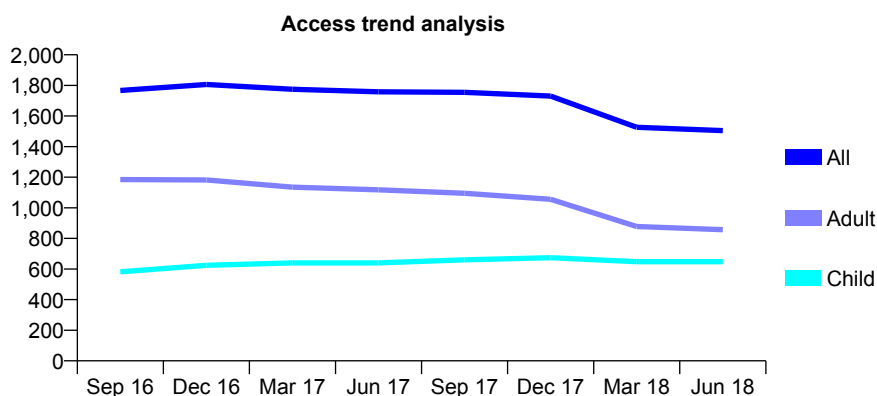
Q62 - Vital Signs At a Glance Contract Report for 774669/0001 - June 2018

Name or company name	The Dental Care Centre
Contract type name	GDS Contract
Purpose of contract	General
Contract start date	01/04/2006
Contract end date	

18/19 Contracted general activity (UDA)	3,197
Carry forward general activity (UDA)	0
18/19 Contracted orthodontic activity (UOA)	0
Carry forward orthodontic activity (UOA)	0
Baseline contract value	£105,289.37

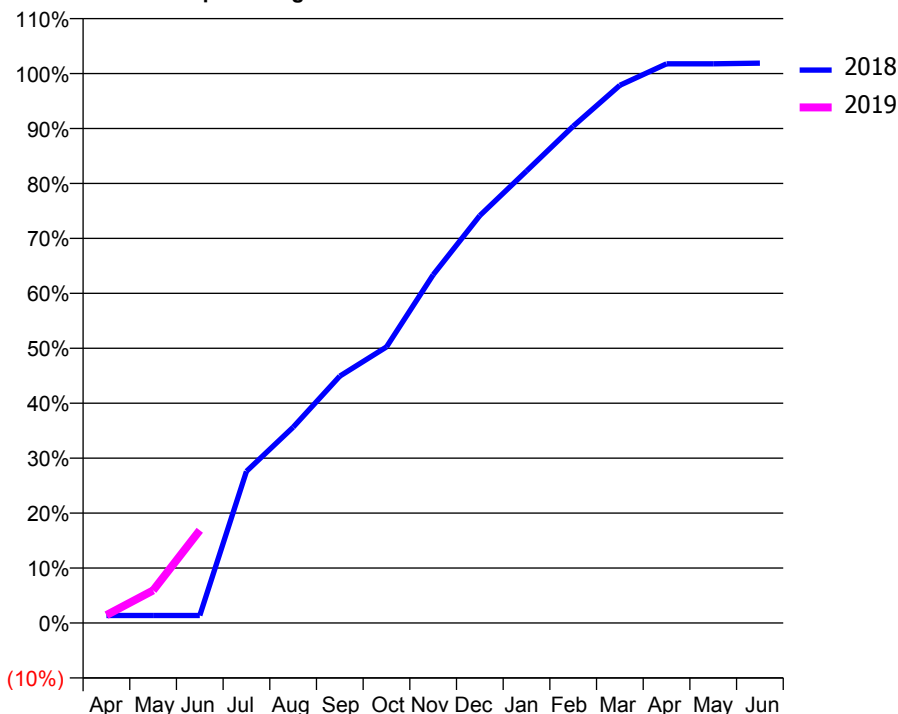
ACCESS*

Patients seen in 24 months	Total	Change since previous quarter
Quarter ending June 2017	1,758	
Quarter ending September 2017	1,755	→
Quarter ending December 2017	1,730	↓
Quarter ending March 2018	1,526	↓
Quarter ending June 2018	1,505	↓
Variance since June 2017	(14.4%)	↓



ACTIVITY

Cumulative percentage of contracted UDA delivered 2018 & 2019



Adjusted Scheduled Activity (UDA)

Month	2018	2019
April	44	46
May	44	190
June	44	539
July	882	
August	1,140	
September	1,437	
October	1,606	
November	2,026	
December	2,370	
January	2,630	
February	2,890	
March	3,128	
April	3,253	
May	3,253	
June	3,257	

QUALITY

	Quantity	Base Number	Contract	AT	Region	England
% of FP17s for the same patient ID Re-attending within 3 months - Children	6	167	3.6%	9.9%	11.5%	11.5%
% of FP17s for the same patient ID Re-attending within 3 months - Adults	25	134	18.7%	15.7%	16.6%	15.4%
% of FP17s for the same patient ID Re-attending between 3 & 9 months - Children	69	167	41.3%	48.8%	48.8%	58.9%
% of FP17s for the same patient ID Re-attending between 3 & 9 months - Adults	50	134	37.3%	38.6%	39.3%	51.6%
% of FP17s for Band 1 Urgent Courses	22	251	8.8%	11.0%	10.6%	8.9%
% of FP17s Relating to Free Repair or Replacements	0	251	0.0%	0.5%	0.5%	0.8%
% of FP17s Relating to Continuations	0	251	0.0%	0.5%	0.7%	0.9%
% of Patients satisfied with the dentistry they have received	0	0	N/A	88.4%	90.4%	93.2%
% of Patients satisfied with the time they had to wait for an appointment	0	0	N/A	83.8%	85.3%	88.8%

* This is based on patients treated on this contract for their most recent course of treatment. Figures in italics indicate the base number of FP17s or Patient Questionnaire responses are less than 100. N/A is shown where the base number of responses is less than 10 during the period. % is calculated as Quantity/Base number*100

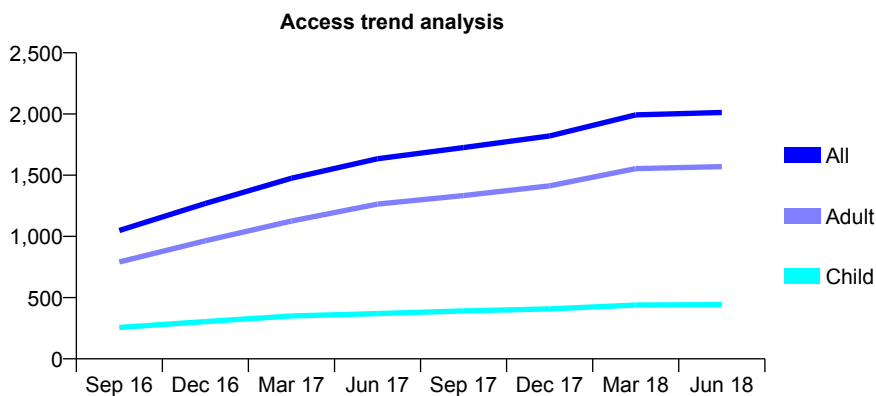
Q62 - Vital Signs At a Glance Contract Report for 775215/0011 - June 2018

Name or company name	MR C PATEL
Contract type name	GDS Contract
Purpose of contract	General
Contract start date	01/01/2016
Contract end date	

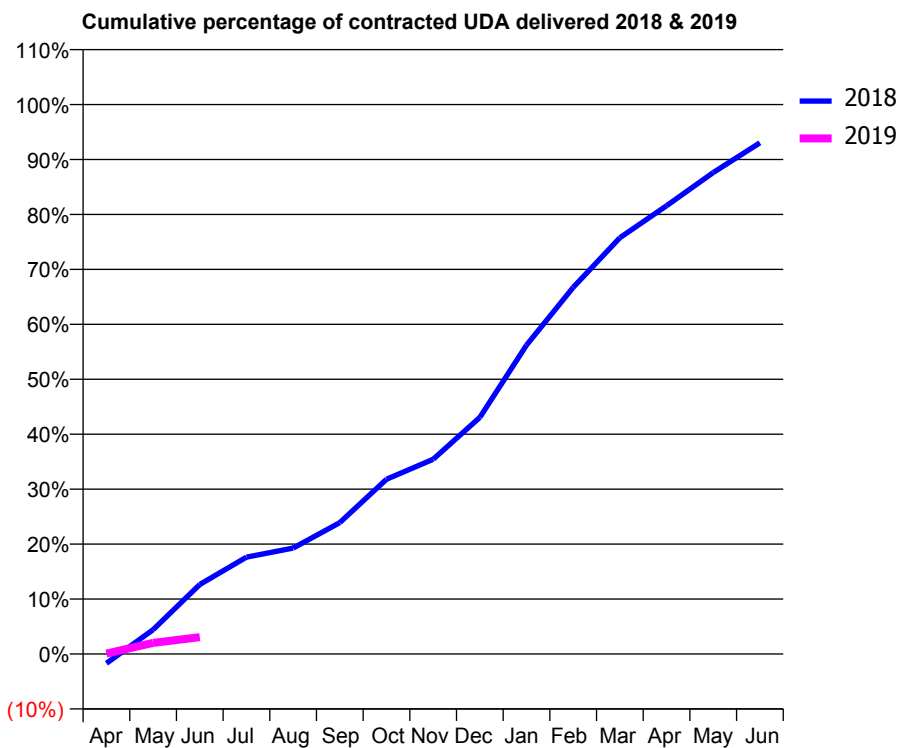
18/19 Contracted general activity (UDA)	7,200
Carry forward general activity (UDA)	0
18/19 Contracted orthodontic activity (UOA)	0
Carry forward orthodontic activity (UOA)	0
Baseline contract value	£219,146.42

ACCESS*

Patients seen in 24 months	Total	Change since previous quarter
Quarter ending June 2017	1,634	
Quarter ending September 2017	1,726	↑
Quarter ending December 2017	1,821	↑
Quarter ending March 2018	1,993	↑
Quarter ending June 2018	2,013	→
Variance since June 2017	23.2%	↑



ACTIVITY



Month	2018	2019
April	-124	5
May	318	146
June	912	221
July	1,269	
August	1,388	
September	1,721	
October	2,289	
November	2,551	
December	3,101	
January	4,047	
February	4,804	
March	5,454	
April	5,873	
May	6,309	
June	6,699	

QUALITY

	Quantity	Base Number	Contract	AT	Region	England
% of FP17s for the same patient ID Re-attending within 3 months - Children	15	95	15.8%	9.9%	11.5%	11.5%
% of FP17s for the same patient ID Re-attending within 3 months - Adults	68	374	18.2%	15.7%	16.6%	15.4%
% of FP17s for the same patient ID Re-attending between 3 & 9 months - Children	31	95	32.6%	48.8%	48.8%	58.9%
% of FP17s for the same patient ID Re-attending between 3 & 9 months - Adults	104	374	27.8%	38.6%	39.3%	51.6%
% of FP17s for Band 1 Urgent Courses	34	131	26.0%	11.0%	10.6%	8.9%
% of FP17s Relating to Free Repair or Replacements	0	131	0.0%	0.5%	0.5%	0.8%
% of FP17s Relating to Continuations	1	131	0.8%	0.5%	0.7%	0.9%
% of Patients satisfied with the dentistry they have received	0	1	N/A	88.4%	90.4%	93.2%
% of Patients satisfied with the time they had to wait for an appointment	1	1	N/A	83.8%	85.3%	88.8%

* This is based on patients treated on this contract for their most recent course of treatment. Figures in italics indicate the base number of FP17s or Patient Questionnaire responses are less than 100. N/A is shown where the base number of responses is less than 10 during the period. % is calculated as Quantity/Base number*100

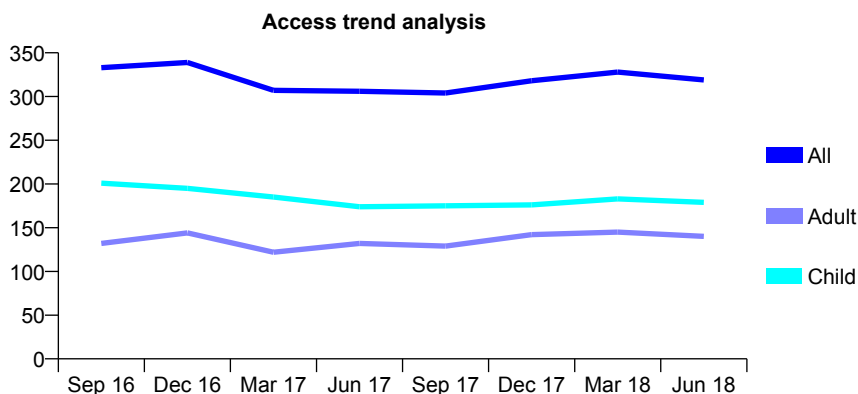
Q62 - Vital Signs At a Glance Contract Report for 784907/0001 - June 2018

Name or company name	MISS GA KSHIRSAGAR
Contract type name	GDS Contract
Purpose of contract	General
Contract start date	01/11/2014
Contract end date	

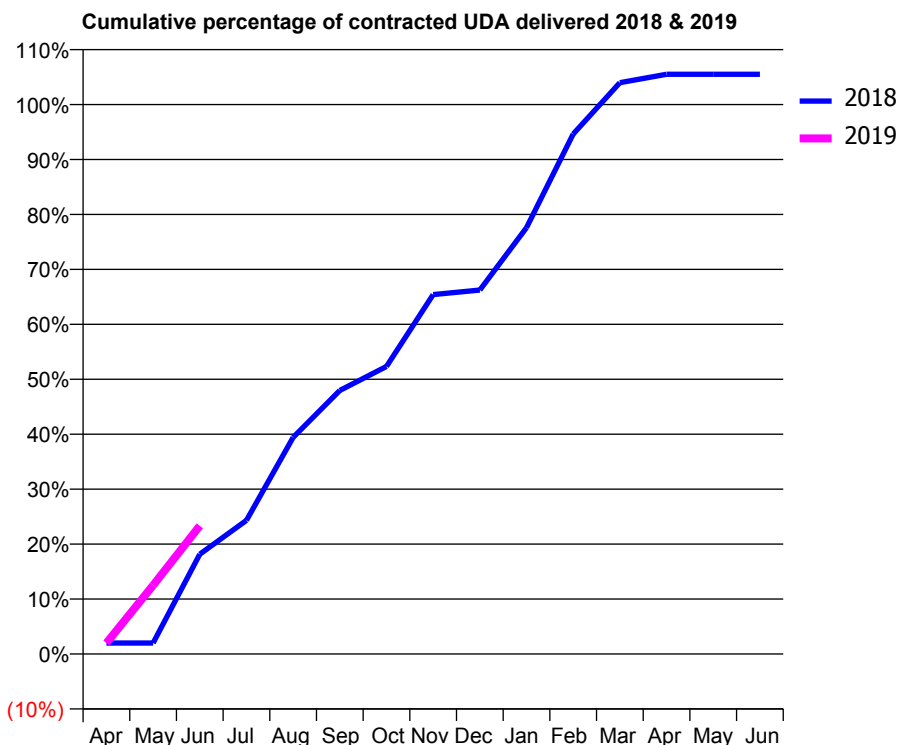
18/19 Contracted general activity (UDA)	600
Carry forward general activity (UDA)	0
18/19 Contracted orthodontic activity (UOA)	0
Carry forward orthodontic activity (UOA)	0
Baseline contract value	£14,014.89

ACCESS*

Patients seen in 24 months	Total	Change since previous quarter
Quarter ending June 2017	306	
Quarter ending September 2017	304	→
Quarter ending December 2017	318	↑
Quarter ending March 2018	328	↑
Quarter ending June 2018	319	↓
Variance since June 2017	4.2%	↑



ACTIVITY



Adjusted Scheduled Activity (UDA)		
Month	2018	2019
April	12	12
May	12	75
June	109	140
July	146	
August	237	
September	288	
October	314	
November	392	
December	397	
January	466	
February	568	
March	624	
April	633	
May	633	
June	633	

QUALITY

	Quantity	Base Number	Contract	AT	Region	England
% of FP17s for the same patient ID Re-attending within 3 months - Children	0	53	0.0%	9.9%	11.5%	11.5%
% of FP17s for the same patient ID Re-attending within 3 months - Adults	0	17	0.0%	15.7%	16.6%	15.4%
% of FP17s for the same patient ID Re-attending between 3 & 9 months - Children	24	53	45.3%	48.8%	48.8%	58.9%
% of FP17s for the same patient ID Re-attending between 3 & 9 months - Adults	3	17	17.6%	38.6%	39.3%	51.6%
% of FP17s for Band 1 Urgent Courses	0	64	0.0%	11.0%	10.6%	8.9%
% of FP17s Relating to Free Repair or Replacements	0	64	0.0%	0.5%	0.5%	0.8%
% of FP17s Relating to Continuations	0	64	0.0%	0.5%	0.7%	0.9%
% of Patients satisfied with the dentistry they have received	0	0	N/A	88.4%	90.4%	93.2%
% of Patients satisfied with the time they had to wait for an appointment	0	0	N/A	83.8%	85.3%	88.8%

* This is based on patients treated on this contract for their most recent course of treatment. Figures in italics indicate the base number of FP17s or Patient Questionnaire responses are less than 100. N/A is shown where the base number of responses is less than 10 during the period. % is calculated as Quantity/Base number*100

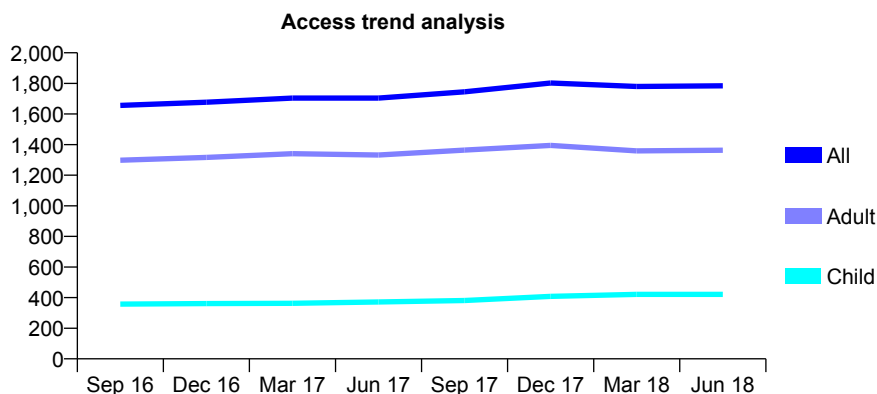
Q62 - Vital Signs At a Glance Contract Report for 785768/0001 - June 2018

Name or company name	MR V HRKALOVIC
Contract type name	GDS Contract
Purpose of contract	General
Contract start date	01/04/2006
Contract end date	

18/19 Contracted general activity (UDA)	6,127
Carry forward general activity (UDA)	0
18/19 Contracted orthodontic activity (UOA)	0
Carry forward orthodontic activity (UOA)	0
Baseline contract value	£150,905.80

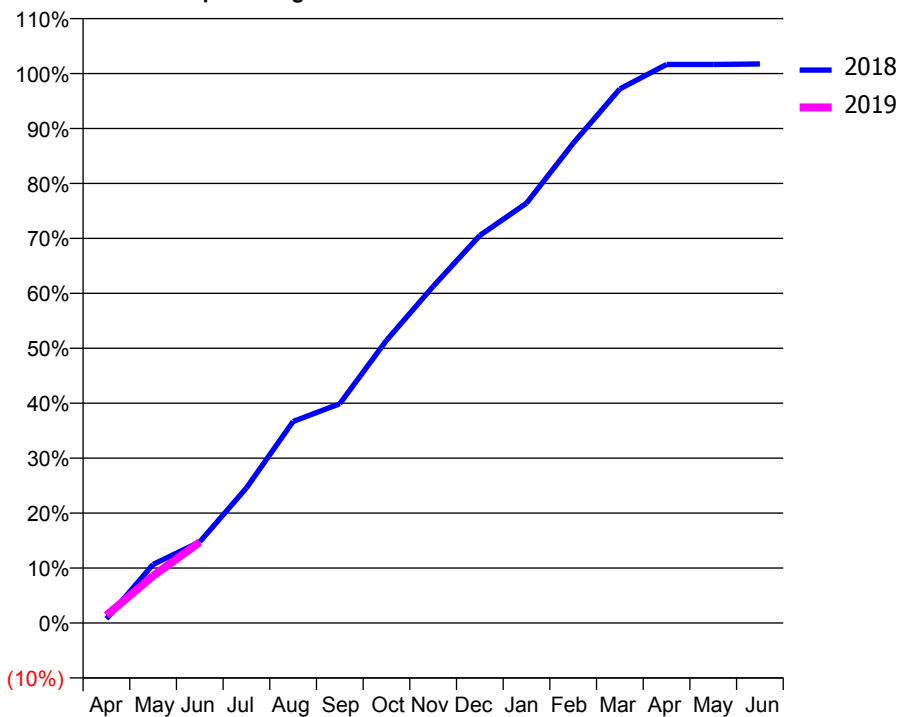
ACCESS*

Patients seen in 24 months	Total	Change since previous quarter
Quarter ending June 2017	1,704	
Quarter ending September 2017	1,745	↑
Quarter ending December 2017	1,803	↑
Quarter ending March 2018	1,780	↓
Quarter ending June 2018	1,784	→
Variance since June 2017	4.7%	↑



ACTIVITY

Cumulative percentage of contracted UDA delivered 2018 & 2019



Adjusted Scheduled Activity (UDA)

Month	2018	2019
April	47	86
May	654	526
June	904	901
July	1,507	
August	2,248	
September	2,446	
October	3,152	
November	3,753	
December	4,321	
January	4,682	
February	5,349	
March	5,955	
April	6,227	
May	6,227	
June	6,233	

QUALITY

	Quantity	Base Number	Contract	AT	Region	England
% of FP17s for the same patient ID Re-attending within 3 months - Children	4	93	4.3%	9.9%	11.5%	11.5%
% of FP17s for the same patient ID Re-attending within 3 months - Adults	14	225	6.2%	15.7%	16.6%	15.4%
% of FP17s for the same patient ID Re-attending between 3 & 9 months - Children	40	93	43.0%	48.8%	48.8%	58.9%
% of FP17s for the same patient ID Re-attending between 3 & 9 months - Adults	84	225	37.3%	38.6%	39.3%	51.6%
% of FP17s for Band 1 Urgent Courses	6	257	2.3%	11.0%	10.6%	8.9%
% of FP17s Relating to Free Repair or Replacements	1	257	0.4%	0.5%	0.5%	0.8%
% of FP17s Relating to Continuations	0	257	0.0%	0.5%	0.7%	0.9%
% of Patients satisfied with the dentistry they have received	0	1	N/A	88.4%	90.4%	93.2%
% of Patients satisfied with the time they had to wait for an appointment	0	1	N/A	83.8%	85.3%	88.8%

* This is based on patients treated on this contract for their most recent course of treatment. Figures in italics indicate the base number of FP17s or Patient Questionnaire responses are less than 100. N/A is shown where the base number of responses is less than 10 during the period. % is calculated as Quantity/Base number*100

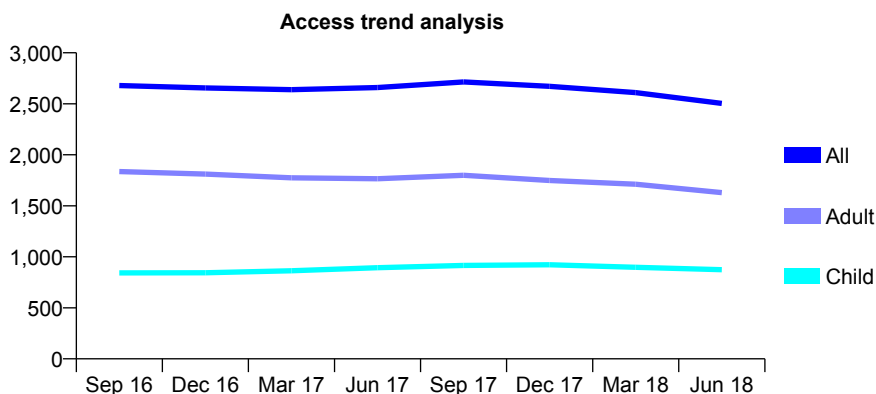
Q62 - Vital Signs At a Glance Contract Report for 785806/0002 - June 2018

Name or company name	MR M BHARDWAJ
Contract type name	GDS Contract
Purpose of contract	General
Contract start date	01/04/2014
Contract end date	

18/19 Contracted general activity (UDA)	6,181
Carry forward general activity (UDA)	0
18/19 Contracted orthodontic activity (UOA)	0
Carry forward orthodontic activity (UOA)	0
Baseline contract value	£176,902.83

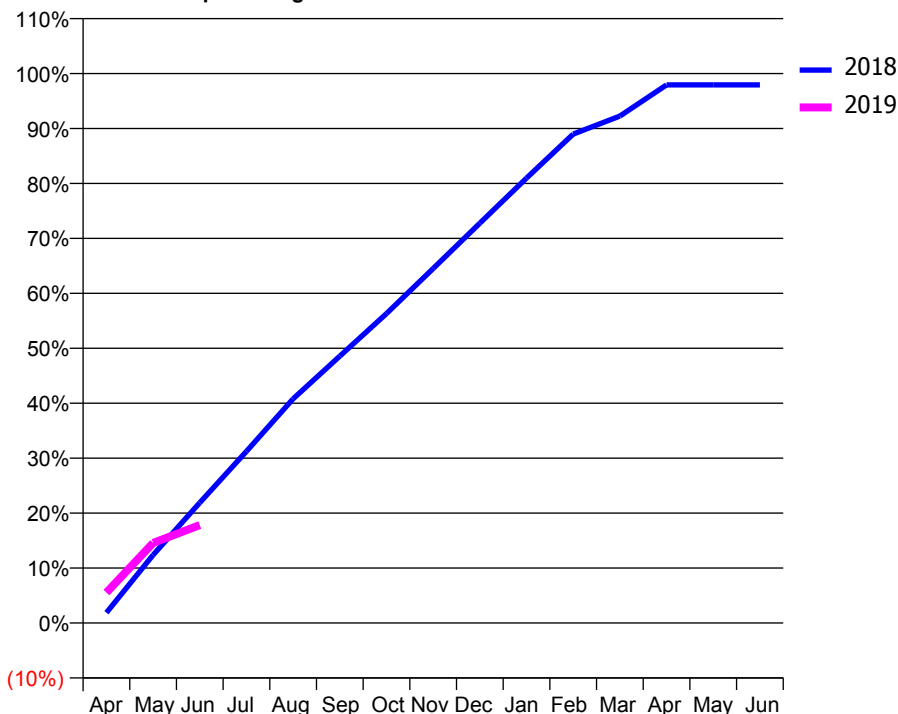
ACCESS*

Patients seen in 24 months	Total	Change since previous quarter
Quarter ending June 2017	2,659	
Quarter ending September 2017	2,715	↑
Quarter ending December 2017	2,671	↓
Quarter ending March 2018	2,610	↓
Quarter ending June 2018	2,504	↓
Variance since June 2017	(5.8%)	↓



ACTIVITY

Cumulative percentage of contracted UDA delivered 2018 & 2019



Adjusted Scheduled Activity (UDA)

Month	2018	2019
April	116	342
May	765	900
June	1,353	1,101
July	1,931	
August	2,522	
September	3,002	
October	3,480	
November	3,988	
December	4,497	
January	5,004	
February	5,499	
March	5,702	
April	6,053	
May	6,053	
June	6,053	

QUALITY

	Quantity	Base Number	Contract	AT	Region	England
% of FP17s for the same patient ID Re-attending within 3 months - Children	16	258	6.2%	9.9%	11.5%	11.5%
% of FP17s for the same patient ID Re-attending within 3 months - Adults	66	451	14.6%	15.7%	16.6%	15.4%
% of FP17s for the same patient ID Re-attending between 3 & 9 months - Children	145	258	56.2%	48.8%	48.8%	58.9%
% of FP17s for the same patient ID Re-attending between 3 & 9 months - Adults	179	451	39.7%	38.6%	39.3%	51.6%
% of FP17s for Band 1 Urgent Courses	41	536	7.6%	11.0%	10.6%	8.9%
% of FP17s Relating to Free Repair or Replacements	0	536	0.0%	0.5%	0.5%	0.8%
% of FP17s Relating to Continuations	3	536	0.6%	0.5%	0.7%	0.9%
% of Patients satisfied with the dentistry they have received	0	0	N/A	88.4%	90.4%	93.2%
% of Patients satisfied with the time they had to wait for an appointment	0	0	N/A	83.8%	85.3%	88.8%

* This is based on patients treated on this contract for their most recent course of treatment. Figures in italics indicate the base number of FP17s or Patient Questionnaire responses are less than 100. N/A is shown where the base number of responses is less than 10 during the period. % is calculated as Quantity/Base number*100

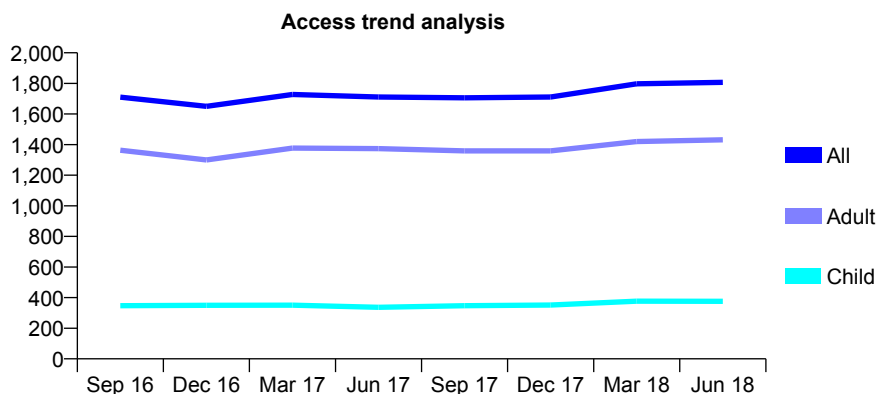
Q62 - Vital Signs At a Glance Contract Report for 786683/0001 - June 2018

Name or company name	MR MR FARIDRAD
Contract type name	GDS Contract
Purpose of contract	General
Contract start date	01/09/2008
Contract end date	

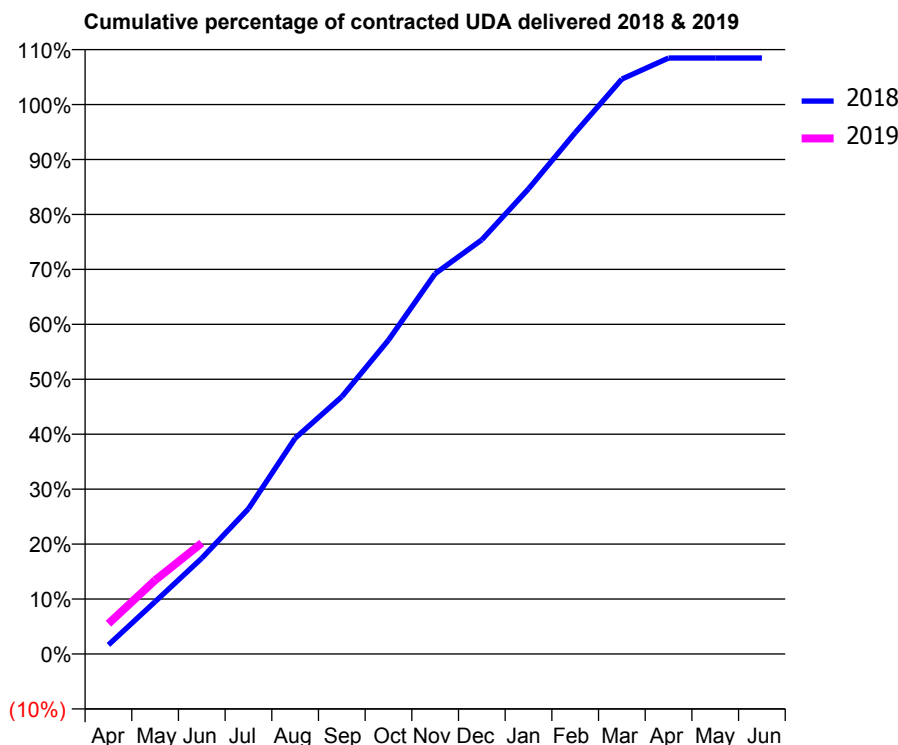
18/19 Contracted general activity (UDA)	5,270
Carry forward general activity (UDA)	0
18/19 Contracted orthodontic activity (UOA)	0
Carry forward orthodontic activity (UOA)	0
Baseline contract value	£167,994.37

ACCESS*

Patients seen in 24 months	Total	Change since previous quarter
Quarter ending June 2017	1,711	
Quarter ending September 2017	1,706	→
Quarter ending December 2017	1,711	→
Quarter ending March 2018	1,797	↑
Quarter ending June 2018	1,807	→
Variance since June 2017	5.6%	↑



ACTIVITY



Month	Adjusted Scheduled Activity (UDA)	
	2018	2019
April	88	291
May	502	708
June	919	1,065
July	1,393	
August	2,070	
September	2,467	
October	3,011	
November	3,648	
December	3,973	
January	4,462	
February	4,999	
March	5,514	
April	5,716	
May	5,716	
June	5,716	

QUALITY

	Quantity	Base Number	Contract	AT	Region	England
% of FP17s for the same patient ID Re-attending within 3 months - Children	9	106	8.5%	9.9%	11.5%	11.5%
% of FP17s for the same patient ID Re-attending within 3 months - Adults	43	371	11.6%	15.7%	16.6%	15.4%
% of FP17s for the same patient ID Re-attending between 3 & 9 months - Children	43	106	40.6%	48.8%	48.8%	58.9%
% of FP17s for the same patient ID Re-attending between 3 & 9 months - Adults	145	371	39.1%	38.6%	39.3%	51.6%
% of FP17s for Band 1 Urgent Courses	54	415	13.0%	11.0%	10.6%	8.9%
% of FP17s Relating to Free Repair or Replacements	5	415	1.2%	0.5%	0.5%	0.8%
% of FP17s Relating to Continuations	0	415	0.0%	0.5%	0.7%	0.9%
% of Patients satisfied with the dentistry they have received	0	0	N/A	88.4%	90.4%	93.2%
% of Patients satisfied with the time they had to wait for an appointment	0	0	N/A	83.8%	85.3%	88.8%

* This is based on patients treated on this contract for their most recent course of treatment. Figures in italics indicate the base number of FP17s or Patient Questionnaire responses are less than 100. N/A is shown where the base number of responses is less than 10 during the period. % is calculated as Quantity/Base number*100

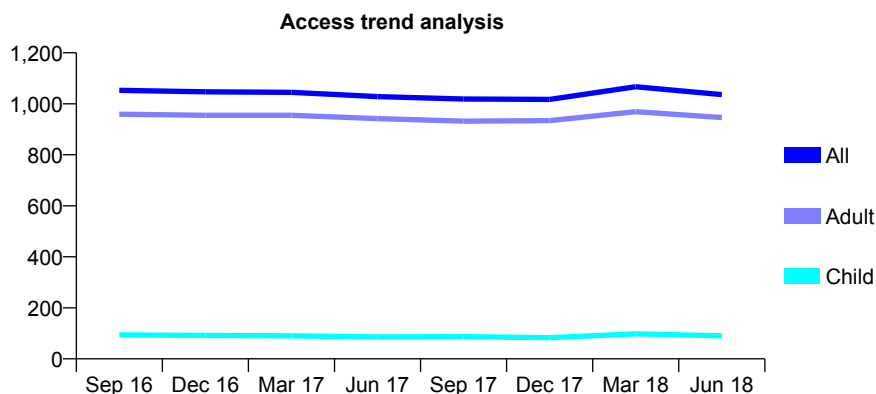
Q62 - Vital Signs At a Glance Contract Report for 801321/0001 - June 2018

Name or company name	MR AJ WEISS
Contract type name	GDS Contract
Purpose of contract	General
Contract start date	01/04/2006
Contract end date	

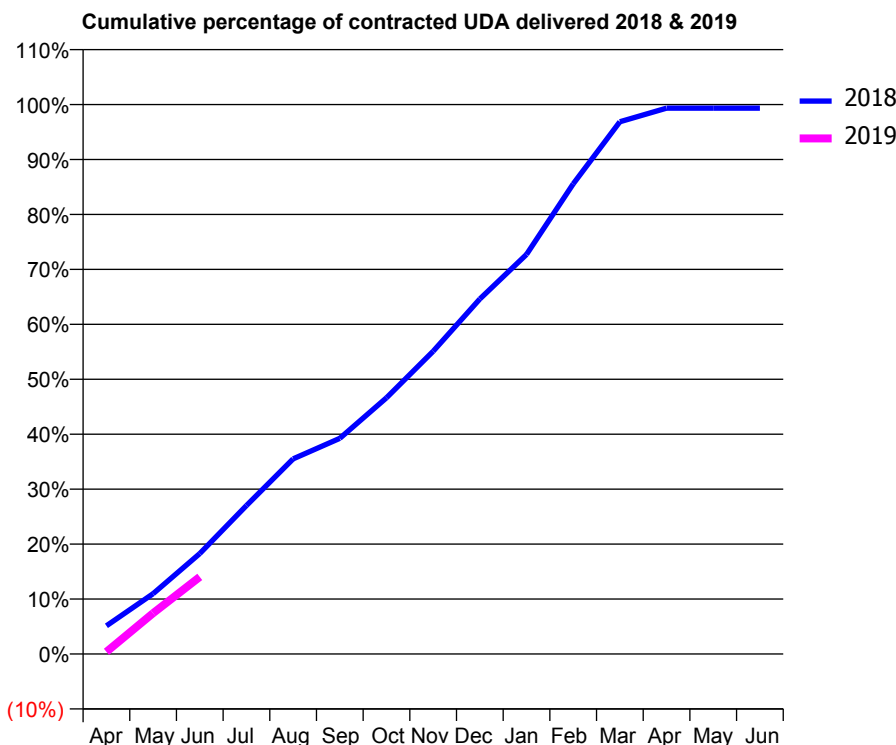
18/19 Contracted general activity (UDA)	4,000
Carry forward general activity (UDA)	0
18/19 Contracted orthodontic activity (UOA)	0
Carry forward orthodontic activity (UOA)	0
Baseline contract value	£87,789.52

ACCESS*

Patients seen in 24 months	Total	Change since previous quarter
Quarter ending June 2017	1,028	
Quarter ending September 2017	1,019	→
Quarter ending December 2017	1,017	→
Quarter ending March 2018	1,067	↑
Quarter ending June 2018	1,036	↓
Variance since June 2017	0.8%	→



ACTIVITY



Adjusted Scheduled Activity (UDA)		
Month	2018	2019
April	206	16
May	439	297
June	732	561
July	1,080	
August	1,421	
September	1,570	
October	1,865	
November	2,204	
December	2,584	
January	2,909	
February	3,423	
March	3,875	
April	3,974	
May	3,974	
June	3,974	

QUALITY

	Quantity	Base Number	Contract	AT	Region	England
% of FP17s for the same patient ID Re-attending within 3 months - Children	3	23	13.0%	9.9%	11.5%	11.5%
% of FP17s for the same patient ID Re-attending within 3 months - Adults	35	262	13.4%	15.7%	16.6%	15.4%
% of FP17s for the same patient ID Re-attending between 3 & 9 months - Children	10	23	43.5%	48.8%	48.8%	58.9%
% of FP17s for the same patient ID Re-attending between 3 & 9 months - Adults	118	262	45.0%	38.6%	39.3%	51.6%
% of FP17s for Band 1 Urgent Courses	32	242	13.2%	11.0%	10.6%	8.9%
% of FP17s Relating to Free Repair or Replacements	0	242	0.0%	0.5%	0.5%	0.8%
% of FP17s Relating to Continuations	1	242	0.4%	0.5%	0.7%	0.9%
% of Patients satisfied with the dentistry they have received	2	2	N/A	88.4%	90.4%	93.2%
% of Patients satisfied with the time they had to wait for an appointment	2	2	N/A	83.8%	85.3%	88.8%

* This is based on patients treated on this contract for their most recent course of treatment. Figures in italics indicate the base number of FP17s or Patient Questionnaire responses are less than 100. N/A is shown where the base number of responses is less than 10 during the period. % is calculated as Quantity/Base number*100

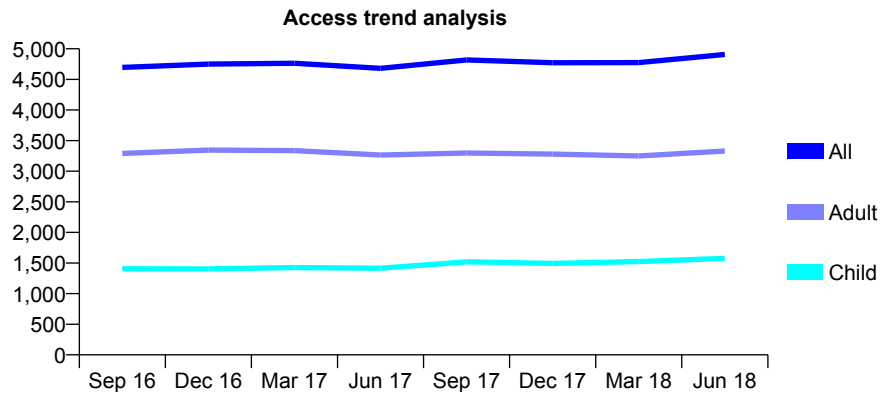
Q62 - Vital Signs At a Glance Contract Report for 808199/0001 - June 2018

Name or company name	MR BS BHOGAL
Contract type name	GDS Contract
Purpose of contract	General
Contract start date	01/04/2006
Contract end date	

18/19 Contracted general activity (UDA)	13,604
Carry forward general activity (UDA)	0
18/19 Contracted orthodontic activity (UOA)	0
Carry forward orthodontic activity (UOA)	0
Baseline contract value	£455,004.49

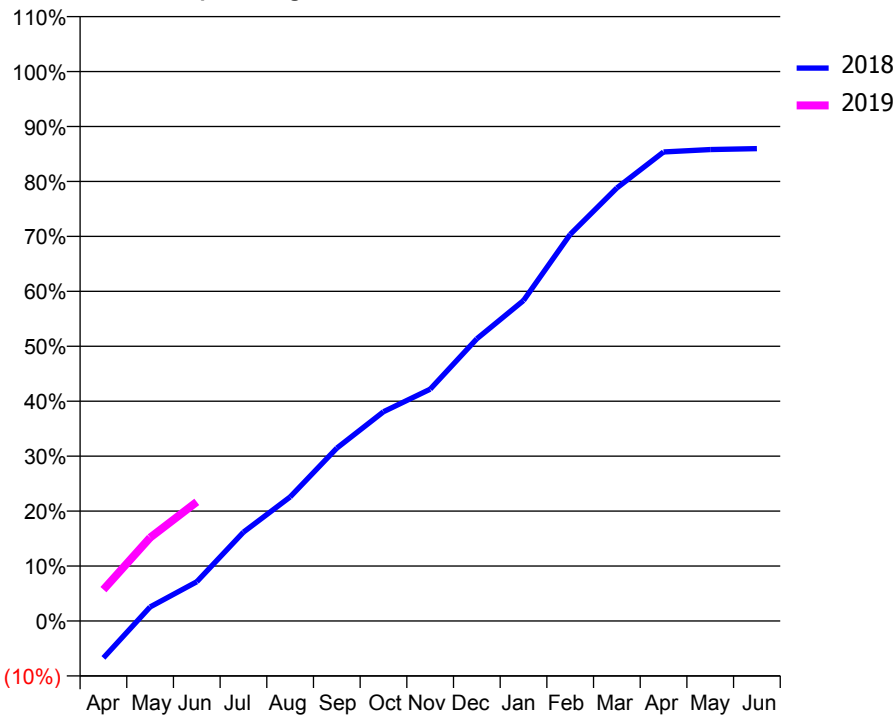
ACCESS*

Patients seen in 24 months	Total	Change since previous quarter
Quarter ending June 2017	4,680	
Quarter ending September 2017	4,817	↑
Quarter ending December 2017	4,773	→
Quarter ending March 2018	4,775	→
Quarter ending June 2018	4,908	↑
Variance since June 2017	4.9%	↑



ACTIVITY

Cumulative percentage of contracted UDA delivered 2018 & 2019



Month	Adjusted Scheduled Activity (UDA)	
	2018	2019
April	-916	779
May	347	2,065
June	973	2,950
July	2,202	
August	3,071	
September	4,281	
October	5,180	
November	5,738	
December	6,988	
January	7,933	
February	9,571	
March	10,721	
April	11,611	
May	11,670	
June	11,694	

QUALITY

	Quantity	Base Number	Contract	AT	Region	England
% of FP17s for the same patient ID Re-attending within 3 months - Children	20	519	3.9%	9.9%	11.5%	11.5%
% of FP17s for the same patient ID Re-attending within 3 months - Adults	104	854	12.2%	15.7%	16.6%	15.4%
% of FP17s for the same patient ID Re-attending between 3 & 9 months - Children	285	519	54.9%	48.8%	48.8%	58.9%
% of FP17s for the same patient ID Re-attending between 3 & 9 months - Adults	307	854	35.9%	38.6%	39.3%	51.6%
% of FP17s for Band 1 Urgent Courses	142	1,092	13.0%	11.0%	10.6%	8.9%
% of FP17s Relating to Free Repair or Replacements	1	1,092	0.1%	0.5%	0.5%	0.8%
% of FP17s Relating to Continuations	2	1,092	0.2%	0.5%	0.7%	0.9%
% of Patients satisfied with the dentistry they have received	6	6	N/A	88.4%	90.4%	93.2%
% of Patients satisfied with the time they had to wait for an appointment	6	6	N/A	83.8%	85.3%	88.8%

* This is based on patients treated on this contract for their most recent course of treatment. Figures in italics indicate the base number of FP17s or Patient Questionnaire responses are less than 100. N/A is shown where the base number of responses is less than 10 during the period. % is calculated as Quantity/Base number*100

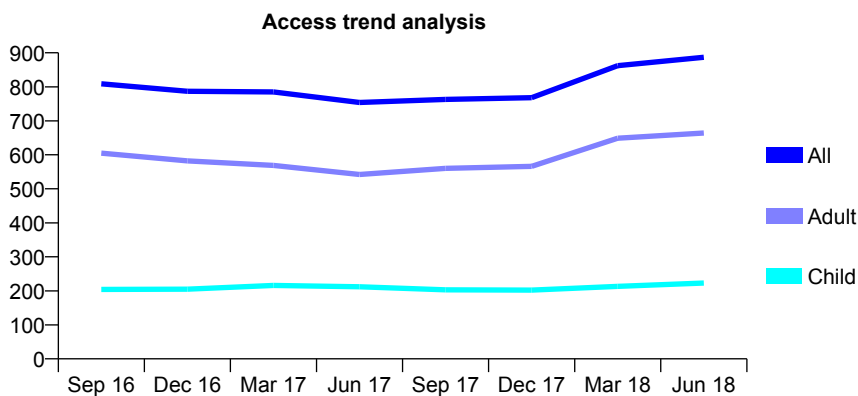
Q62 - Vital Signs At a Glance Contract Report for 812196/0001 - June 2018

Name or company name	MISS JP WATKINS
Contract type name	GDS Contract
Purpose of contract	General and Orthodontic
Contract start date	01/04/2006
Contract end date	

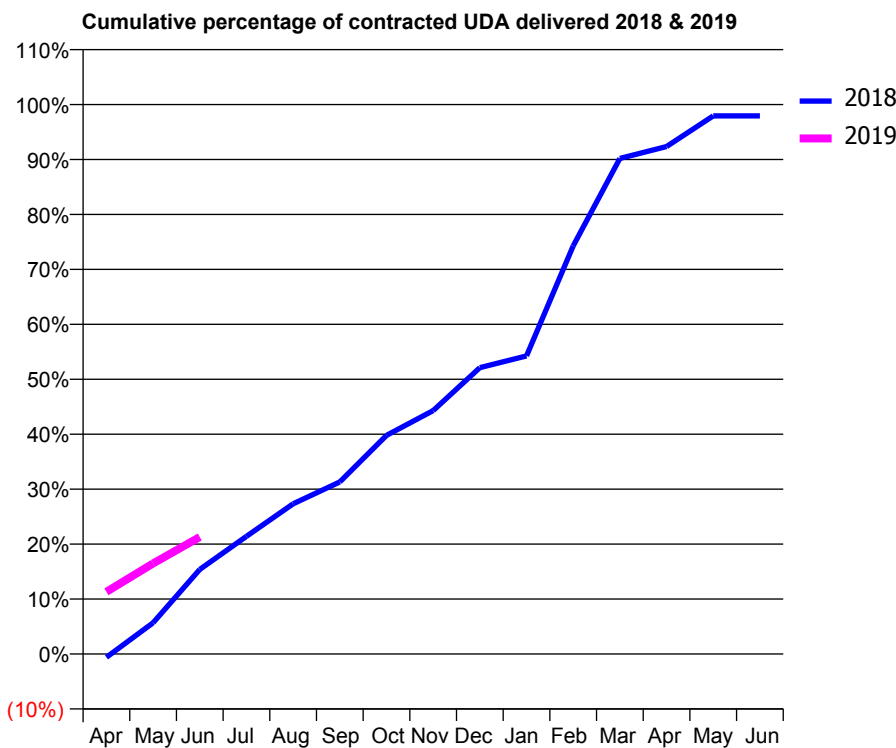
18/19 Contracted general activity (UDA)	1,719
Carry forward general activity (UDA)	0
18/19 Contracted orthodontic activity (UOA)	159
Carry forward orthodontic activity (UOA)	0
Baseline contract value	£51,051.05

ACCESS*

Patients seen in 24 months	Total	Change since previous quarter
Quarter ending June 2017	754	
Quarter ending September 2017	763	→
Quarter ending December 2017	768	→
Quarter ending March 2018	862	↑
Quarter ending June 2018	887	↑
Variance since June 2017	17.6%	↑



ACTIVITY



Adjusted Scheduled Activity (UDA)		
Month	2018	2019
April	-11	195
May	98	283
June	265	366
July	368	
August	470	
September	538	
October	684	
November	761	
December	896	
January	932	
February	1,277	
March	1,550	
April	1,587	
May	1,683	
June	1,683	

QUALITY

	Quantity	Base Number	Contract	AT	Region	England
% of FP17s for the same patient ID Re-attending within 3 months - Children	6	58	10.3%	9.9%	11.5%	11.5%
% of FP17s for the same patient ID Re-attending within 3 months - Adults	13	115	11.3%	15.7%	16.6%	15.4%
% of FP17s for the same patient ID Re-attending between 3 & 9 months - Children	18	58	31.0%	48.8%	48.8%	58.9%
% of FP17s for the same patient ID Re-attending between 3 & 9 months - Adults	29	115	25.2%	38.6%	39.3%	51.6%
% of FP17s for Band 1 Urgent Courses	16	151	10.6%	11.0%	10.6%	8.9%
% of FP17s Relating to Free Repair or Replacements	2	151	1.3%	0.5%	0.5%	0.8%
% of FP17s Relating to Continuations	4	151	2.6%	0.5%	0.7%	0.9%
% of Patients satisfied with the dentistry they have received	1	1	N/A	88.4%	90.4%	93.2%
% of Patients satisfied with the time they had to wait for an appointment	1	1	N/A	83.8%	85.3%	88.8%

* This is based on patients treated on this contract for their most recent course of treatment. Figures in italics indicate the base number of FP17s or Patient Questionnaire responses are less than 100. N/A is shown where the base number of responses is less than 10 during the period. % is calculated as Quantity/Base number*100

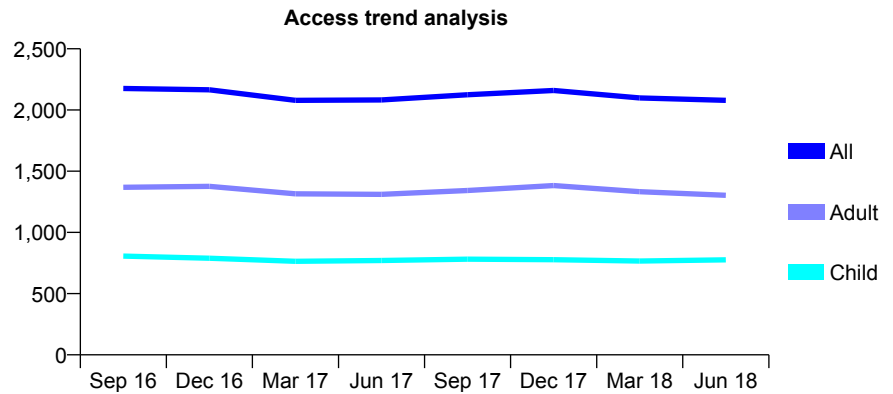
Q62 - Vital Signs At a Glance Contract Report for 813923/0002 - June 2018

Name or company name	MR JS MANDAIR
Contract type name	GDS Contract
Purpose of contract	General and Orthodontic
Contract start date	01/11/2006
Contract end date	

18/19 Contracted general activity (UDA)	4,546
Carry forward general activity (UDA)	0
18/19 Contracted orthodontic activity (UOA)	533
Carry forward orthodontic activity (UOA)	0
Baseline contract value	£199,702.79

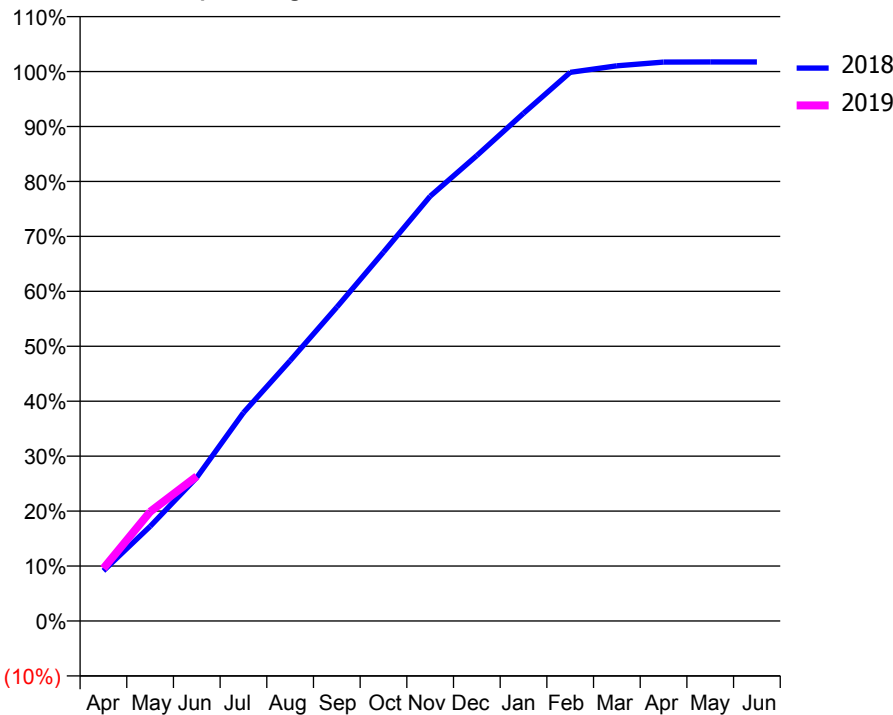
ACCESS*

Patients seen in 24 months	Total	Change since previous quarter
Quarter ending June 2017	2,082	
Quarter ending September 2017	2,125	↑
Quarter ending December 2017	2,160	→
Quarter ending March 2018	2,099	↓
Quarter ending June 2018	2,079	→
Variance since June 2017	(0.1%)	→



ACTIVITY

Cumulative percentage of contracted UDA delivered 2018 & 2019



Month	Adjusted Scheduled Activity (UDA)	
	2018	2019
April	416	435
May	783	904
June	1,188	1,198
July	1,724	
August	2,154	
September	2,596	
October	3,052	
November	3,514	
December	3,851	
January	4,200	
February	4,539	
March	4,593	
April	4,624	
May	4,625	
June	4,625	

QUALITY

	Quantity	Base Number	Contract	AT	Region	England
% of FP17s for the same patient ID Re-attending within 3 months - Children	19	296	6.4%	9.9%	11.5%	11.5%
% of FP17s for the same patient ID Re-attending within 3 months - Adults	31	367	8.4%	15.7%	16.6%	15.4%
% of FP17s for the same patient ID Re-attending between 3 & 9 months - Children	168	296	56.8%	48.8%	48.8%	58.9%
% of FP17s for the same patient ID Re-attending between 3 & 9 months - Adults	177	367	48.2%	38.6%	39.3%	51.6%
% of FP17s for Band 1 Urgent Courses	40	626	6.4%	11.0%	10.6%	8.9%
% of FP17s Relating to Free Repair or Replacements	1	626	0.2%	0.5%	0.5%	0.8%
% of FP17s Relating to Continuations	1	626	0.2%	0.5%	0.7%	0.9%
% of Patients satisfied with the dentistry they have received	0	0	N/A	88.4%	90.4%	93.2%
% of Patients satisfied with the time they had to wait for an appointment	0	0	N/A	83.8%	85.3%	88.8%

* This is based on patients treated on this contract for their most recent course of treatment. Figures in italics indicate the base number of FP17s or Patient Questionnaire responses are less than 100. N/A is shown where the base number of responses is less than 10 during the period. % is calculated as Quantity/Base number*100

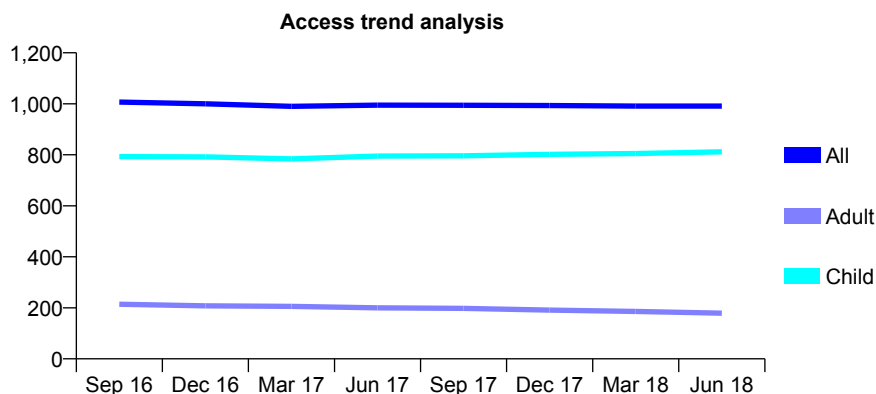
Q62 - Vital Signs At a Glance Contract Report for 825662/0001 - June 2018

Name or company name	MR J SINGH
Contract type name	GDS Contract
Purpose of contract	General
Contract start date	01/04/2006
Contract end date	

18/19 Contracted general activity (UDA)	2,696
Carry forward general activity (UDA)	0
18/19 Contracted orthodontic activity (UOA)	0
Carry forward orthodontic activity (UOA)	0
Baseline contract value	£94,866.56

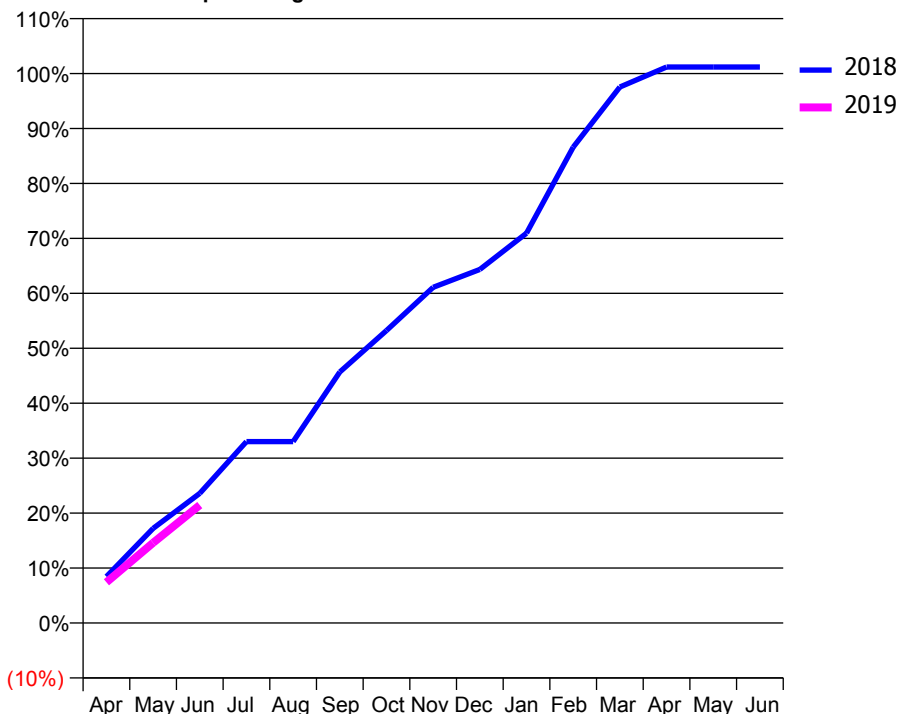
ACCESS*

Patients seen in 24 months	Total	Change since previous quarter
Quarter ending June 2017	995	
Quarter ending September 2017	994	→
Quarter ending December 2017	993	→
Quarter ending March 2018	991	→
Quarter ending June 2018	991	→
Variance since June 2017	(0.4%)	→



ACTIVITY

Cumulative percentage of contracted UDA delivered 2018 & 2019



Month	Adjusted Scheduled Activity (UDA)	
	2018	2019
April	228	200
May	464	393
June	636	579
July	890	
August	890	
September	1,232	
October	1,435	
November	1,647	
December	1,735	
January	1,912	
February	2,334	
March	2,630	
April	2,728	
May	2,728	
June	2,728	

QUALITY

	Quantity	Base Number	Contract	AT	Region	England
% of FP17s for the same patient ID Re-attending within 3 months - Children	6	210	2.9%	9.9%	11.5%	11.5%
% of FP17s for the same patient ID Re-attending within 3 months - Adults	1	41	2.4%	15.7%	16.6%	15.4%
% of FP17s for the same patient ID Re-attending between 3 & 9 months - Children	63	210	30.0%	48.8%	48.8%	58.9%
% of FP17s for the same patient ID Re-attending between 3 & 9 months - Adults	19	41	46.3%	38.6%	39.3%	51.6%
% of FP17s for Band 1 Urgent Courses	4	218	1.8%	11.0%	10.6%	8.9%
% of FP17s Relating to Free Repair or Replacements	0	218	0.0%	0.5%	0.5%	0.8%
% of FP17s Relating to Continuations	0	218	0.0%	0.5%	0.7%	0.9%
% of Patients satisfied with the dentistry they have received	1	1	N/A	88.4%	90.4%	93.2%
% of Patients satisfied with the time they had to wait for an appointment	1	1	N/A	83.8%	85.3%	88.8%

* This is based on patients treated on this contract for their most recent course of treatment. Figures in italics indicate the base number of FP17s or Patient Questionnaire responses are less than 100. N/A is shown where the base number of responses is less than 10 during the period. % is calculated as Quantity/Base number*100

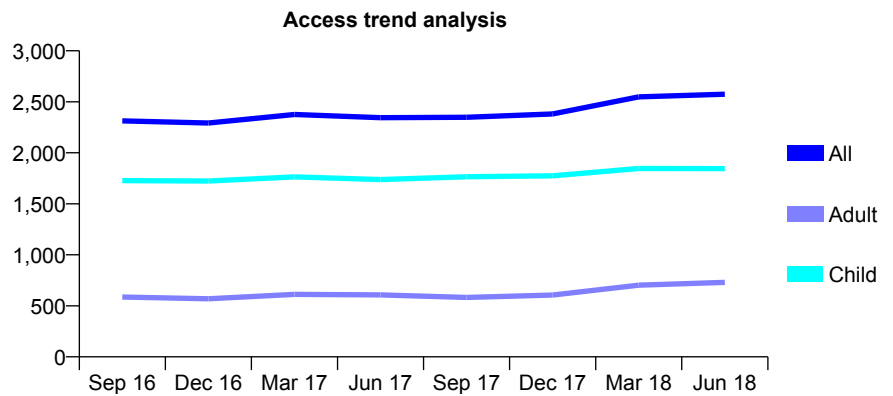
Q62 - Vital Signs At a Glance Contract Report for 825786/0001 - June 2018

Name or company name	MISS F RAHEMTULLA
Contract type name	GDS Contract
Purpose of contract	General
Contract start date	01/04/2006
Contract end date	

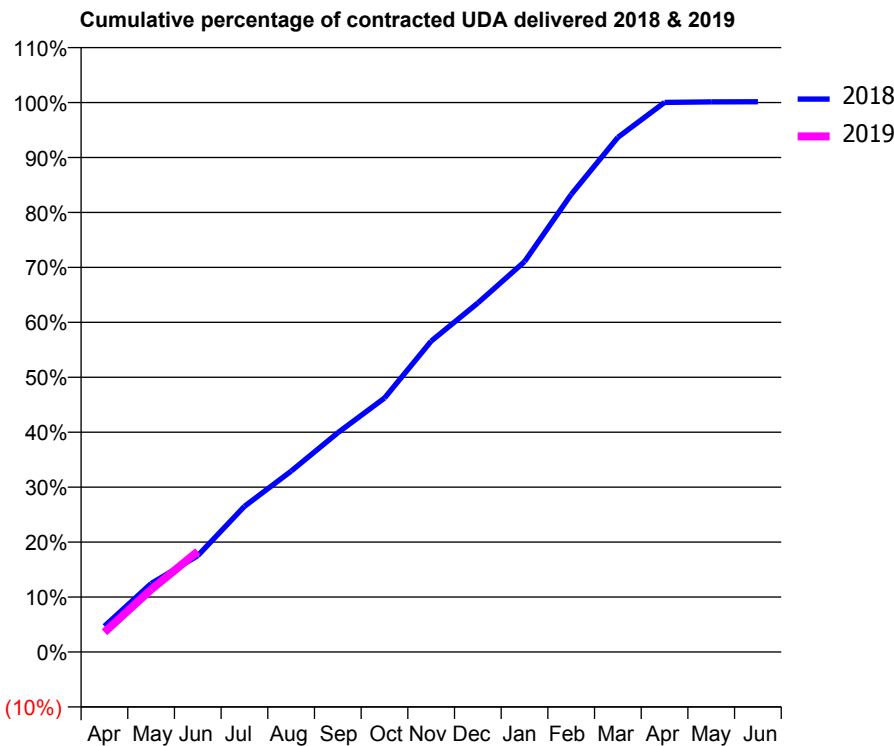
18/19 Contracted general activity (UDA)	6,732
Carry forward general activity (UDA)	0
18/19 Contracted orthodontic activity (UOA)	0
Carry forward orthodontic activity (UOA)	0
Baseline contract value	£206,839.60

ACCESS*

Patients seen in 24 months	Total	Change since previous quarter
Quarter ending June 2017	2,345	
Quarter ending September 2017	2,349	→
Quarter ending December 2017	2,381	→
Quarter ending March 2018	2,549	↑
Quarter ending June 2018	2,575	→
Variance since June 2017	9.8%	↑



ACTIVITY



Month	Adjusted Scheduled Activity (UDA)	
	2018	2019
April	316	243
May	839	765
June	1,180	1,233
July	1,784	
August	2,216	
September	2,686	
October	3,111	
November	3,808	
December	4,277	
January	4,782	
February	5,606	
March	6,305	
April	6,734	
May	6,740	
June	6,741	

QUALITY

	Quantity	Base Number	Contract	AT	Region	England
% of FP17s for the same patient ID Re-attending within 3 months - Children	26	570	4.6%	9.9%	11.5%	11.5%
% of FP17s for the same patient ID Re-attending within 3 months - Adults	17	171	9.9%	15.7%	16.6%	15.4%
% of FP17s for the same patient ID Re-attending between 3 & 9 months - Children	310	570	54.4%	48.8%	48.8%	58.9%
% of FP17s for the same patient ID Re-attending between 3 & 9 months - Adults	73	171	42.7%	38.6%	39.3%	51.6%
% of FP17s for Band 1 Urgent Courses	37	568	6.5%	11.0%	10.6%	8.9%
% of FP17s Relating to Free Repair or Replacements	0	568	0.0%	0.5%	0.5%	0.8%
% of FP17s Relating to Continuations	0	568	0.0%	0.5%	0.7%	0.9%
% of Patients satisfied with the dentistry they have received	0	0	N/A	88.4%	90.4%	93.2%
% of Patients satisfied with the time they had to wait for an appointment	0	0	N/A	83.8%	85.3%	88.8%

* This is based on patients treated on this contract for their most recent course of treatment. Figures in italics indicate the base number of FP17s or Patient Questionnaire responses are less than 100. N/A is shown where the base number of responses is less than 10 during the period. % is calculated as Quantity/Base number*100

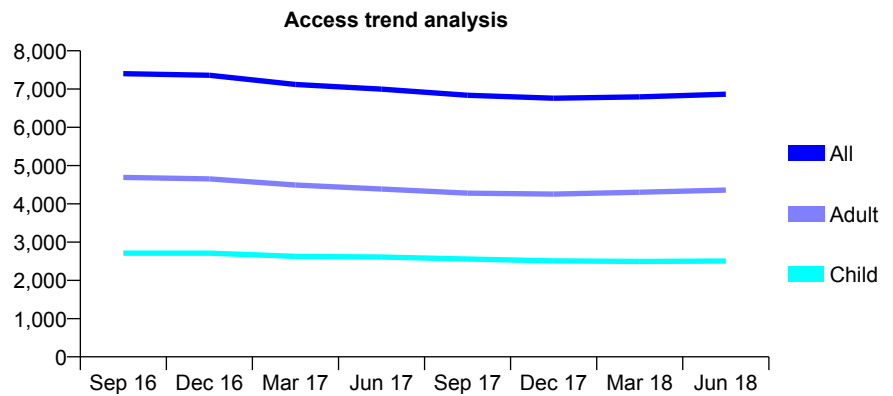
Q62 - Vital Signs At a Glance Contract Report for 825948/0005 - June 2018

Name or company name	MR JK KOTECHA
Contract type name	GDS Contract
Purpose of contract	General
Contract start date	01/04/2006
Contract end date	

18/19 Contracted general activity (UDA)	20,643
Carry forward general activity (UDA)	0
18/19 Contracted orthodontic activity (UOA)	0
Carry forward orthodontic activity (UOA)	0
Baseline contract value	£495,566.18

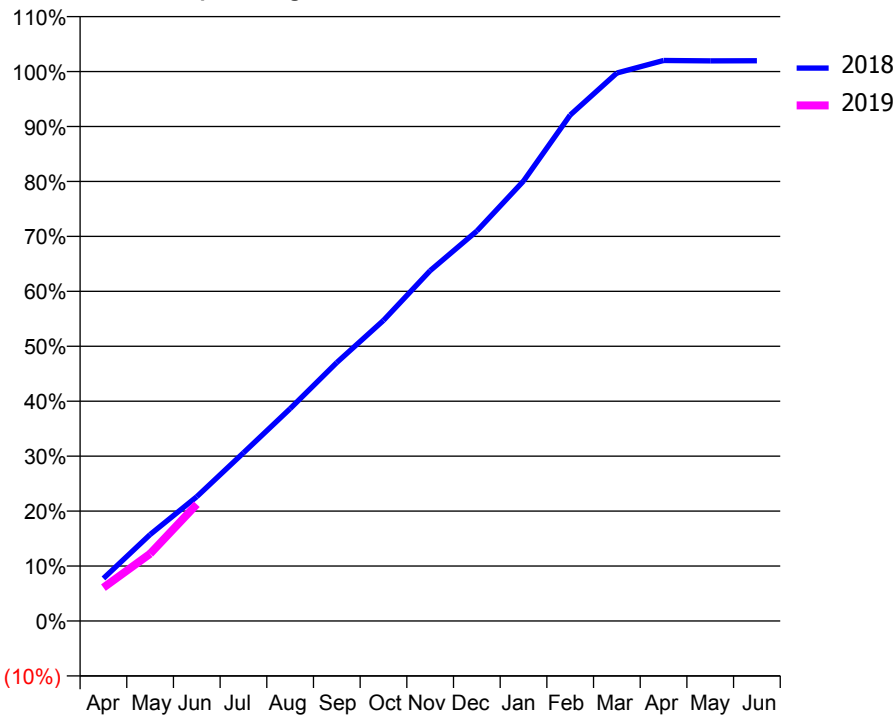
ACCESS*

Patients seen in 24 months	Total	Change since previous quarter
Quarter ending June 2017	6,998	
Quarter ending September 2017	6,836	↓
Quarter ending December 2017	6,761	↓
Quarter ending March 2018	6,797	→
Quarter ending June 2018	6,864	→
Variance since June 2017	(1.9%)	↓



ACTIVITY

Cumulative percentage of contracted UDA delivered 2018 & 2019



Adjusted Scheduled Activity (UDA)		
Month	2018	2019
April	1,602	1,257
May	3,247	2,528
June	4,670	4,384
July	6,320	
August	7,980	
September	9,713	
October	11,295	
November	13,162	
December	14,648	
January	16,531	
February	19,010	
March	20,588	
April	21,056	
May	21,044	
June	21,045	

QUALITY

	Quantity	Base Number	Contract	AT	Region	England
% of FP17s for the same patient ID Re-attending within 3 months - Children	54	985	5.5%	9.9%	11.5%	11.5%
% of FP17s for the same patient ID Re-attending within 3 months - Adults	146	1,307	11.2%	15.7%	16.6%	15.4%
% of FP17s for the same patient ID Re-attending between 3 & 9 months - Children	656	985	66.6%	48.8%	48.8%	58.9%
% of FP17s for the same patient ID Re-attending between 3 & 9 months - Adults	682	1,307	52.2%	38.6%	39.3%	51.6%
% of FP17s for Band 1 Urgent Courses	136	2,060	6.6%	11.0%	10.6%	8.9%
% of FP17s Relating to Free Repair or Replacements	12	2,060	0.6%	0.5%	0.5%	0.8%
% of FP17s Relating to Continuations	7	2,060	0.3%	0.5%	0.7%	0.9%
% of Patients satisfied with the dentistry they have received	3	3	N/A	88.4%	90.4%	93.2%
% of Patients satisfied with the time they had to wait for an appointment	1	3	N/A	83.8%	85.3%	88.8%

* This is based on patients treated on this contract for their most recent course of treatment. Figures in italics indicate the base number of FP17s or Patient Questionnaire responses are less than 100. N/A is shown where the base number of responses is less than 10 during the period. % is calculated as Quantity/Base number*100

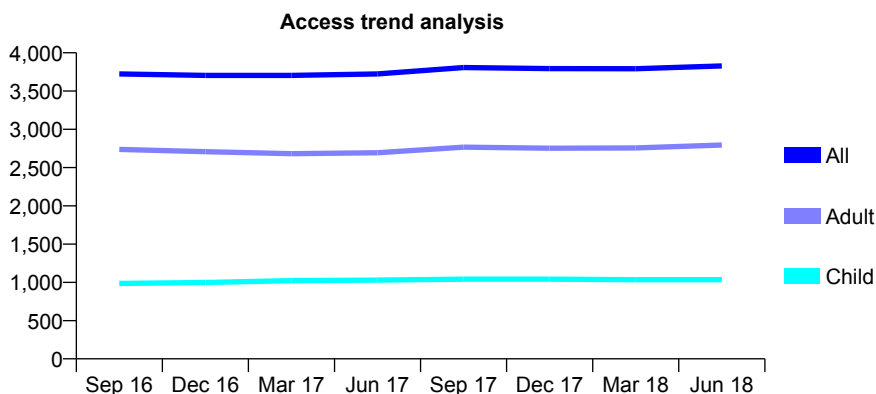
Q62 - Vital Signs At a Glance Contract Report for 825956/0001 - June 2018

Name or company name	MR RG RENTON
Contract type name	GDS Contract
Purpose of contract	General
Contract start date	01/04/2006
Contract end date	

18/19 Contracted general activity (UDA)	5,946
Carry forward general activity (UDA)	0
18/19 Contracted orthodontic activity (UOA)	0
Carry forward orthodontic activity (UOA)	0
Baseline contract value	£166,936.70

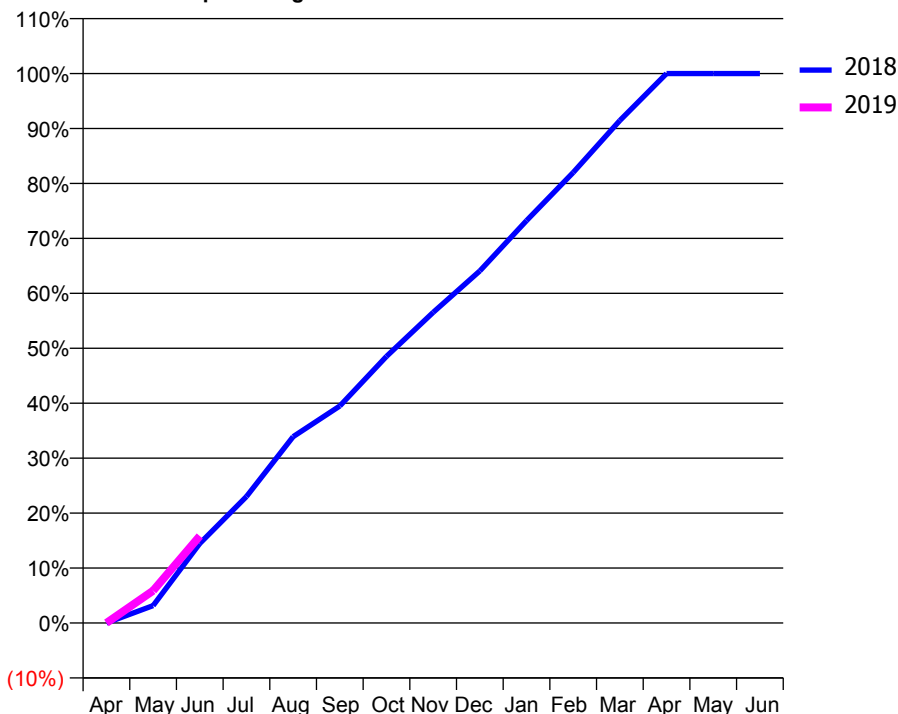
ACCESS*

Patients seen in 24 months	Total	Change since previous quarter
Quarter ending June 2017	3,724	
Quarter ending September 2017	3,808	↑
Quarter ending December 2017	3,794	→
Quarter ending March 2018	3,792	→
Quarter ending June 2018	3,829	→
Variance since June 2017	2.8%	↑



ACTIVITY

Cumulative percentage of contracted UDA delivered 2018 & 2019



Adjusted Scheduled Activity (UDA)

Month	2018	2019
April	0	0
May	188	350
June	861	941
July	1,368	
August	2,016	
September	2,348	
October	2,885	
November	3,361	
December	3,811	
January	4,353	
February	4,875	
March	5,437	
April	5,946	
May	5,946	
June	5,946	

QUALITY

	Quantity	Base Number	Contract	AT	Region	England
% of FP17s for the same patient ID Re-attending within 3 months - Children	4	242	1.7%	9.9%	11.5%	11.5%
% of FP17s for the same patient ID Re-attending within 3 months - Adults	56	689	8.1%	15.7%	16.6%	15.4%
% of FP17s for the same patient ID Re-attending between 3 & 9 months - Children	79	242	32.6%	48.8%	48.8%	58.9%
% of FP17s for the same patient ID Re-attending between 3 & 9 months - Adults	243	689	35.3%	38.6%	39.3%	51.6%
% of FP17s for Band 1 Urgent Courses	60	626	9.6%	11.0%	10.6%	8.9%
% of FP17s Relating to Free Repair or Replacements	0	626	0.0%	0.5%	0.5%	0.8%
% of FP17s Relating to Continuations	0	626	0.0%	0.5%	0.7%	0.9%
% of Patients satisfied with the dentistry they have received	8	8	N/A	88.4%	90.4%	93.2%
% of Patients satisfied with the time they had to wait for an appointment	8	8	N/A	83.8%	85.3%	88.8%

* This is based on patients treated on this contract for their most recent course of treatment. Figures in italics indicate the base number of FP17s or Patient Questionnaire responses are less than 100. N/A is shown where the base number of responses is less than 10 during the period. % is calculated as Quantity/Base number*100

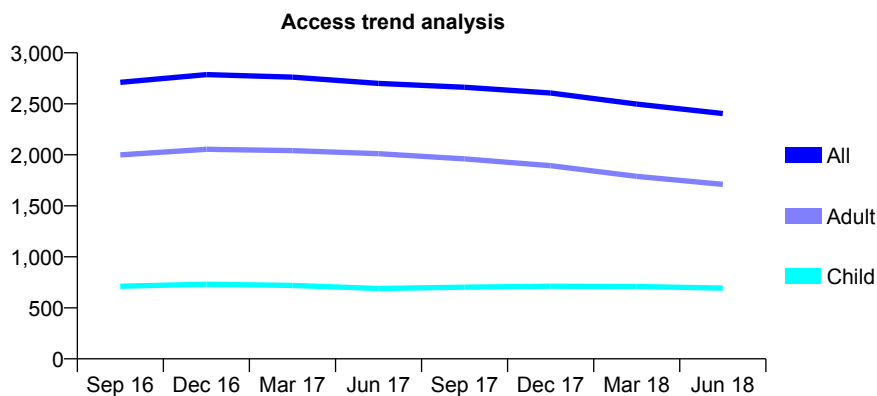
Q62 - Vital Signs At a Glance Contract Report for 839132/0001 - June 2018

Name or company name	Ivory Dental Practice
Contract type name	GDS Contract
Purpose of contract	General
Contract start date	01/04/2006
Contract end date	

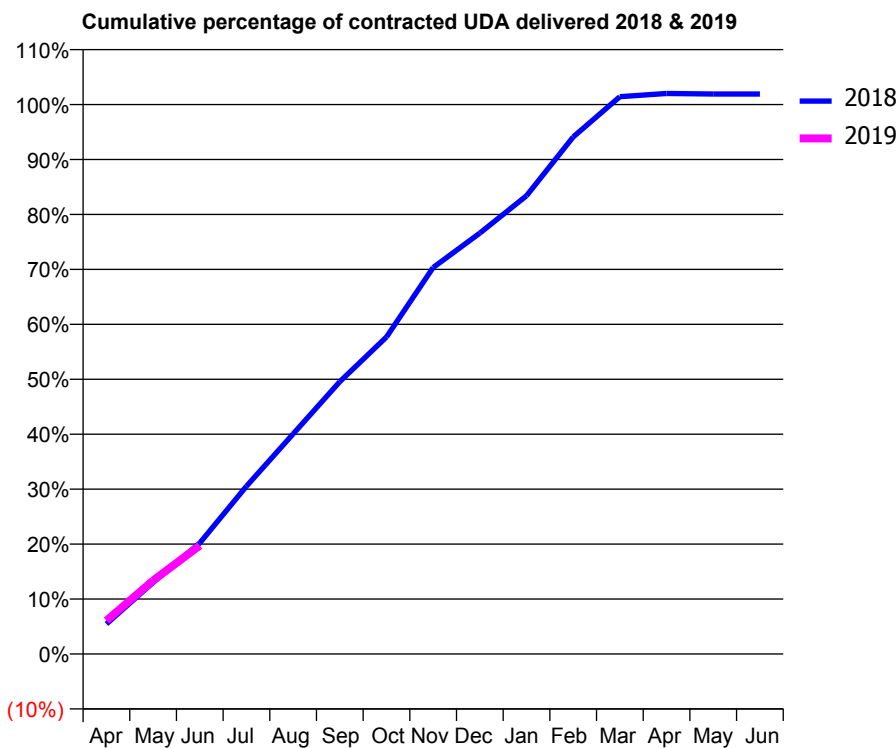
18/19 Contracted general activity (UDA)	6,000
Carry forward general activity (UDA)	0
18/19 Contracted orthodontic activity (UOA)	0
Carry forward orthodontic activity (UOA)	0
Baseline contract value	£132,172.04

ACCESS*

Patients seen in 24 months	Total	Change since previous quarter
Quarter ending June 2017	2,700	
Quarter ending September 2017	2,662	↓
Quarter ending December 2017	2,606	↓
Quarter ending March 2018	2,498	↓
Quarter ending June 2018	2,404	↓
Variance since June 2017	(11.0%)	↓



ACTIVITY



Month	Adjusted Scheduled Activity (UDA)	
	2018	2019
April	329	365
May	781	803
June	1,213	1,185
July	1,832	
August	2,404	
September	2,974	
October	3,462	
November	4,220	
December	4,596	
January	5,004	
February	5,645	
March	6,085	
April	6,120	
May	6,114	
June	6,114	

QUALITY

	Quantity	Base Number	Contract	AT	Region	England
% of FP17s for the same patient ID Re-attending within 3 months - Children	9	192	4.7%	9.9%	11.5%	11.5%
% of FP17s for the same patient ID Re-attending within 3 months - Adults	35	376	9.3%	15.7%	16.6%	15.4%
% of FP17s for the same patient ID Re-attending between 3 & 9 months - Children	106	192	55.2%	48.8%	48.8%	58.9%
% of FP17s for the same patient ID Re-attending between 3 & 9 months - Adults	195	376	51.9%	38.6%	39.3%	51.6%
% of FP17s for Band 1 Urgent Courses	38	548	6.9%	11.0%	10.6%	8.9%
% of FP17s Relating to Free Repair or Replacements	5	548	0.9%	0.5%	0.5%	0.8%
% of FP17s Relating to Continuations	4	548	0.7%	0.5%	0.7%	0.9%
% of Patients satisfied with the dentistry they have received	2	2	N/A	88.4%	90.4%	93.2%
% of Patients satisfied with the time they had to wait for an appointment	1	2	N/A	83.8%	85.3%	88.8%

* This is based on patients treated on this contract for their most recent course of treatment. Figures in italics indicate the base number of FP17s or Patient Questionnaire responses are less than 100. N/A is shown where the base number of responses is less than 10 during the period. % is calculated as Quantity/Base number*100

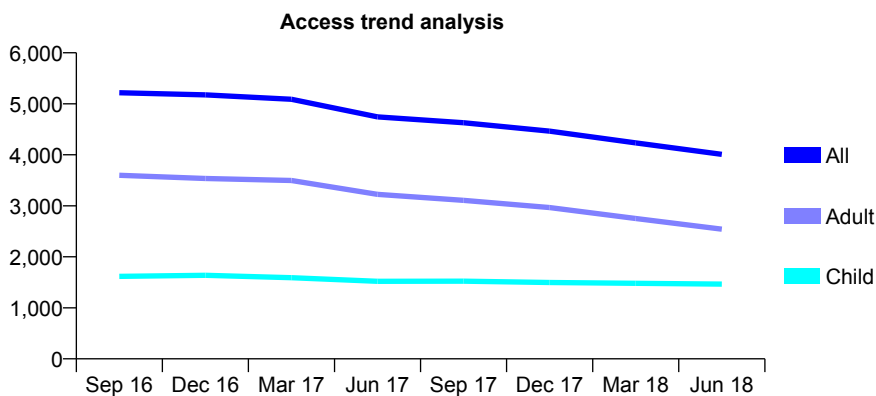
Q62 - Vital Signs At a Glance Contract Report for 839248/0001 - June 2018

Name or company name	MR K KHOSRAVANI
Contract type name	GDS Contract
Purpose of contract	General
Contract start date	01/04/2006
Contract end date	

18/19 Contracted general activity (UDA)	11,434
Carry forward general activity (UDA)	0
18/19 Contracted orthodontic activity (UOA)	0
Carry forward orthodontic activity (UOA)	0
Baseline contract value	£351,260.71

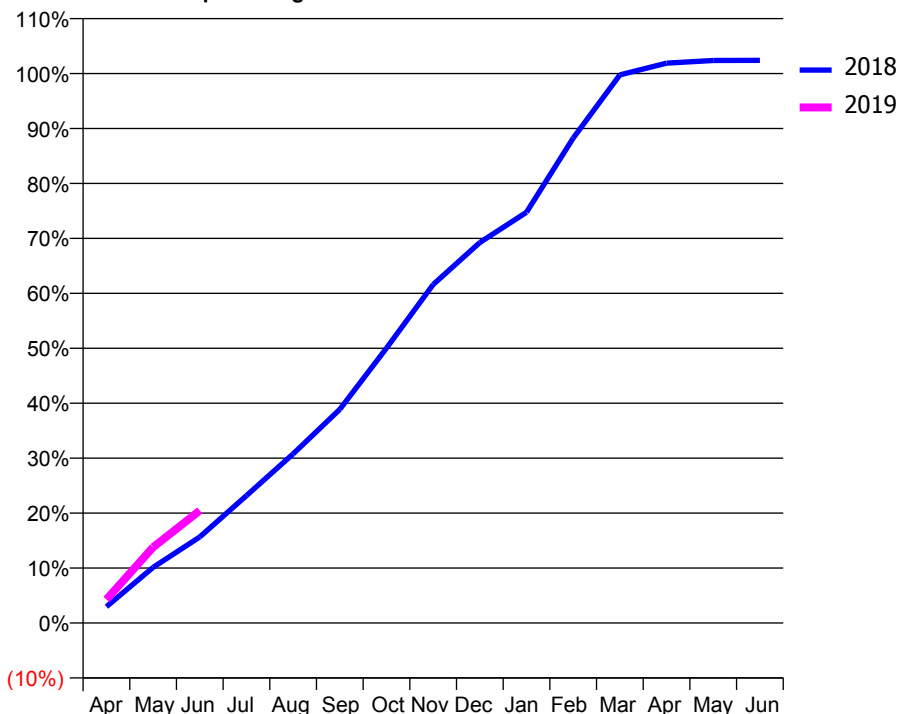
ACCESS*

Patients seen in 24 months	Total	Change since previous quarter
Quarter ending June 2017	4,744	
Quarter ending September 2017	4,628	↓
Quarter ending December 2017	4,463	↓
Quarter ending March 2018	4,233	↓
Quarter ending June 2018	4,008	↓
Variance since June 2017	(15.5%)	↓



ACTIVITY

Cumulative percentage of contracted UDA delivered 2018 & 2019



Adjusted Scheduled Activity (UDA)

Month	2018	2019
April	340	490
May	1,160	1,577
June	1,791	2,341
July	2,652	
August	3,520	
September	4,447	
October	5,721	
November	7,043	
December	7,917	
January	8,547	
February	10,091	
March	11,406	
April	11,649	
May	11,705	
June	11,707	

QUALITY

	Quantity	Base Number	Contract	AT	Region	England
% of FP17s for the same patient ID Re-attending within 3 months - Children	48	388	12.4%	9.9%	11.5%	11.5%
% of FP17s for the same patient ID Re-attending within 3 months - Adults	51	407	12.5%	15.7%	16.6%	15.4%
% of FP17s for the same patient ID Re-attending between 3 & 9 months - Children	109	388	28.1%	48.8%	48.8%	58.9%
% of FP17s for the same patient ID Re-attending between 3 & 9 months - Adults	99	407	24.3%	38.6%	39.3%	51.6%
% of FP17s for Band 1 Urgent Courses	19	709	2.7%	11.0%	10.6%	8.9%
% of FP17s Relating to Free Repair or Replacements	4	709	0.6%	0.5%	0.5%	0.8%
% of FP17s Relating to Continuations	0	709	0.0%	0.5%	0.7%	0.9%
% of Patients satisfied with the dentistry they have received	2	2	N/A	88.4%	90.4%	93.2%
% of Patients satisfied with the time they had to wait for an appointment	2	2	N/A	83.8%	85.3%	88.8%

* This is based on patients treated on this contract for their most recent course of treatment. Figures in italics indicate the base number of FP17s or Patient Questionnaire responses are less than 100. N/A is shown where the base number of responses is less than 10 during the period. % is calculated as Quantity/Base number*100

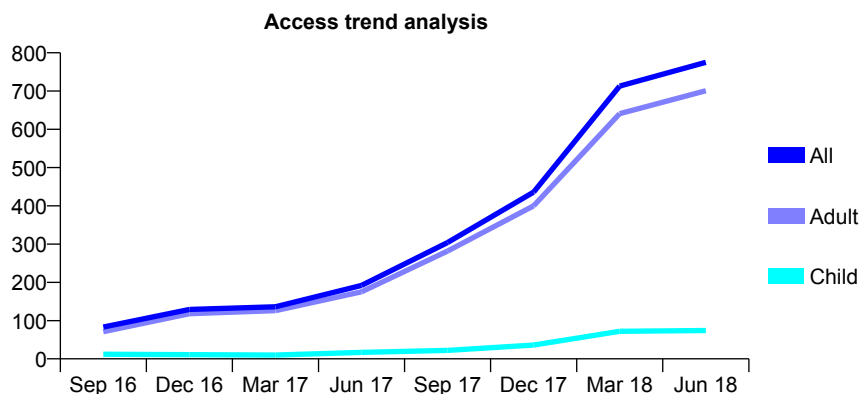
Q62 - Vital Signs At a Glance Contract Report for 839248/0002 - June 2018

Name or company name	MR K KHOSRAVANI
Contract type name	GDS Contract
Purpose of contract	General
Contract start date	01/01/2015
Contract end date	

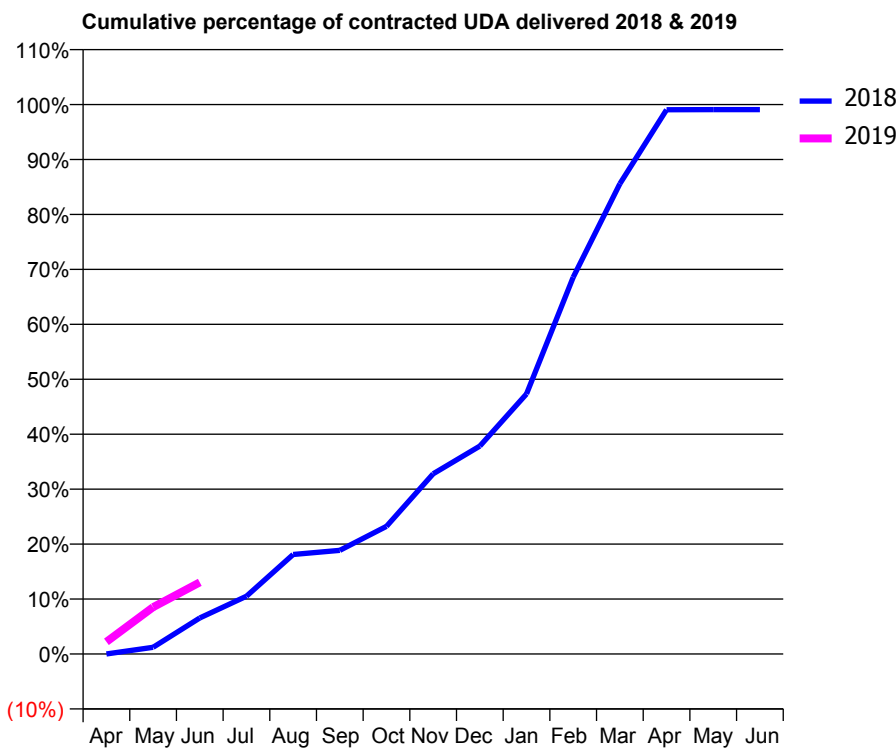
18/19 Contracted general activity (UDA)	5,000
Carry forward general activity (UDA)	0
18/19 Contracted orthodontic activity (UOA)	0
Carry forward orthodontic activity (UOA)	0
Baseline contract value	£153,603.60

ACCESS*

Patients seen in 24 months	Total	Change since previous quarter
Quarter ending June 2017	192	
Quarter ending September 2017	304	↑
Quarter ending December 2017	436	↑
Quarter ending March 2018	713	↑
Quarter ending June 2018	775	↑
Variance since June 2017	303.6%	↑



ACTIVITY



Month	Adjusted Scheduled Activity (UDA)	
	2018	2019
April	0	111
May	61	427
June	329	653
July	526	
August	906	
September	943	
October	1,161	
November	1,640	
December	1,893	
January	2,367	
February	3,428	
March	4,279	
April	4,952	
May	4,954	
June	4,954	

QUALITY

	Quantity	Base Number	Contract	AT	Region	England
% of FP17s for the same patient ID Re-attending within 3 months - Children	1	26	3.8%	9.9%	11.5%	11.5%
% of FP17s for the same patient ID Re-attending within 3 months - Adults	42	225	18.7%	15.7%	16.6%	15.4%
% of FP17s for the same patient ID Re-attending between 3 & 9 months - Children	1	26	3.8%	48.8%	48.8%	58.9%
% of FP17s for the same patient ID Re-attending between 3 & 9 months - Adults	38	225	16.9%	38.6%	39.3%	51.6%
% of FP17s for Band 1 Urgent Courses	18	171	10.5%	11.0%	10.6%	8.9%
% of FP17s Relating to Free Repair or Replacements	2	171	1.2%	0.5%	0.5%	0.8%
% of FP17s Relating to Continuations	1	171	0.6%	0.5%	0.7%	0.9%
% of Patients satisfied with the dentistry they have received	0	1	N/A	88.4%	90.4%	93.2%
% of Patients satisfied with the time they had to wait for an appointment	0	1	N/A	83.8%	85.3%	88.8%

* This is based on patients treated on this contract for their most recent course of treatment. Figures in italics indicate the base number of FP17s or Patient Questionnaire responses are less than 100. N/A is shown where the base number of responses is less than 10 during the period. % is calculated as Quantity/Base number*100

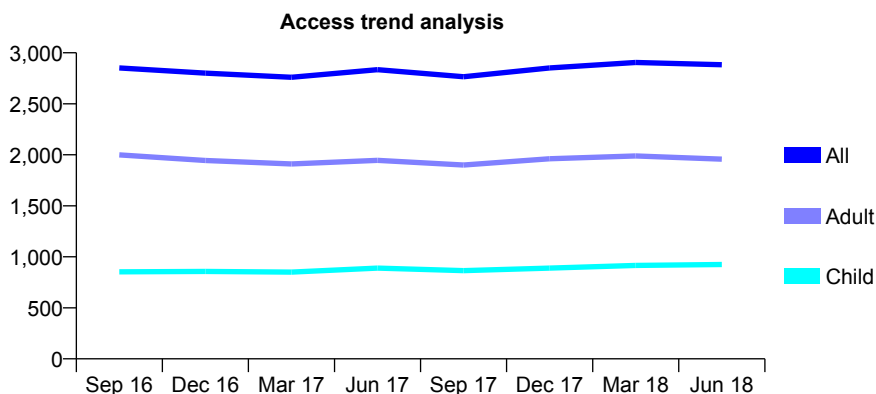
Q62 - Vital Signs At a Glance Contract Report for 839515/0001 - June 2018

Name or company name	MR C REDICAN
Contract type name	GDS Contract
Purpose of contract	General
Contract start date	01/04/2006
Contract end date	

18/19 Contracted general activity (UDA)	5,074
Carry forward general activity (UDA)	0
18/19 Contracted orthodontic activity (UOA)	0
Carry forward orthodontic activity (UOA)	0
Baseline contract value	£155,474.14

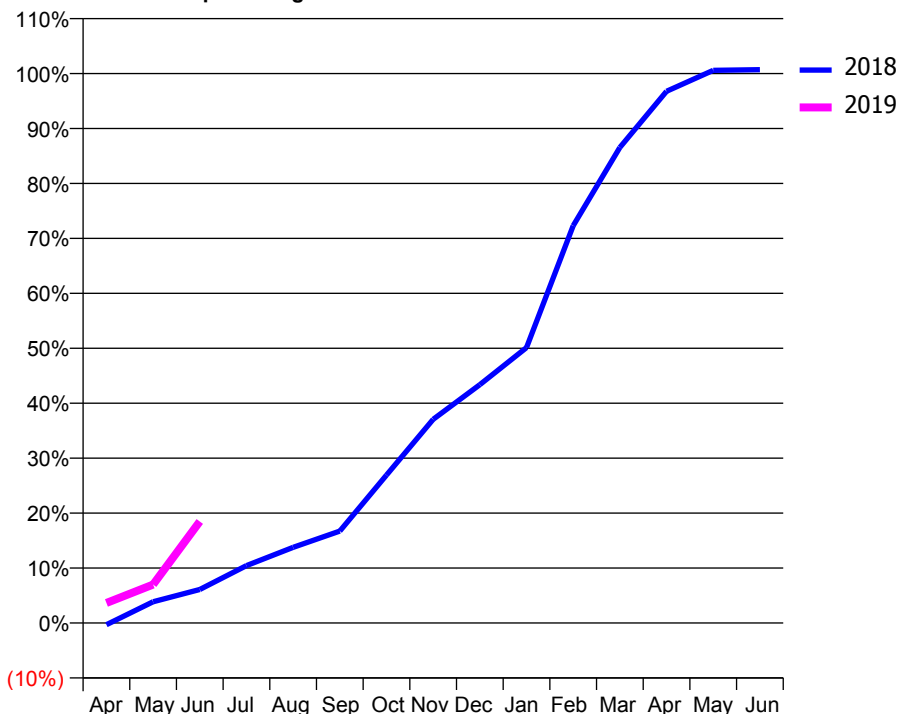
ACCESS*

Patients seen in 24 months	Total	Change since previous quarter
Quarter ending June 2017	2,835	
Quarter ending September 2017	2,765	↓
Quarter ending December 2017	2,851	↑
Quarter ending March 2018	2,905	→
Quarter ending June 2018	2,883	→
Variance since June 2017	1.7%	→



ACTIVITY

Cumulative percentage of contracted UDA delivered 2018 & 2019



Month	Adjusted Scheduled Activity (UDA)	
	2018	2019
April	-17	186
May	196	356
June	309	938
July	530	
August	699	
September	849	
October	1,367	
November	1,881	
December	2,201	
January	2,544	
February	3,668	
March	4,391	
April	4,910	
May	5,103	
June	5,109	

QUALITY

	Quantity	Base Number	Contract	AT	Region	England
% of FP17s for the same patient ID Re-attending within 3 months - Children	14	219	6.4%	9.9%	11.5%	11.5%
% of FP17s for the same patient ID Re-attending within 3 months - Adults	114	564	20.2%	15.7%	16.6%	15.4%
% of FP17s for the same patient ID Re-attending between 3 & 9 months - Children	74	219	33.8%	48.8%	48.8%	58.9%
% of FP17s for the same patient ID Re-attending between 3 & 9 months - Adults	146	564	25.9%	38.6%	39.3%	51.6%
% of FP17s for Band 1 Urgent Courses	65	448	14.5%	11.0%	10.6%	8.9%
% of FP17s Relating to Free Repair or Replacements	2	448	0.4%	0.5%	0.5%	0.8%
% of FP17s Relating to Continuations	0	448	0.0%	0.5%	0.7%	0.9%
% of Patients satisfied with the dentistry they have received	0	0	N/A	88.4%	90.4%	93.2%
% of Patients satisfied with the time they had to wait for an appointment	0	0	N/A	83.8%	85.3%	88.8%

* This is based on patients treated on this contract for their most recent course of treatment. Figures in italics indicate the base number of FP17s or Patient Questionnaire responses are less than 100. N/A is shown where the base number of responses is less than 10 during the period. % is calculated as Quantity/Base number*100

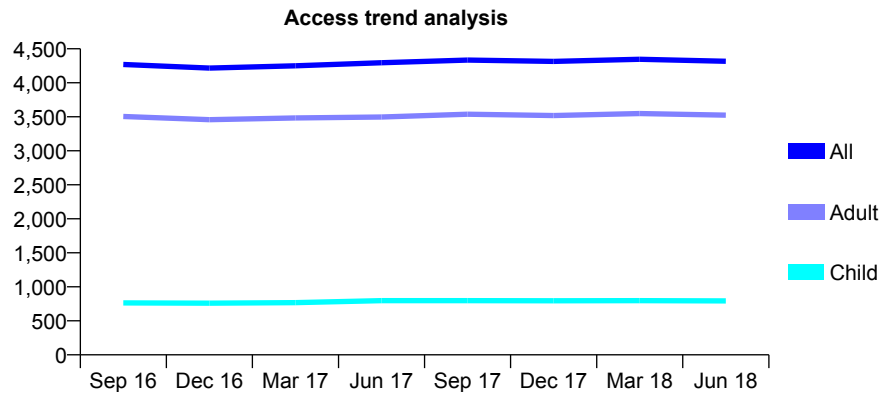
Q62 - Vital Signs At a Glance Contract Report for 839795/0001 - June 2018

Name or company name	MR K KARANTOUMANIS
Contract type name	GDS Contract
Purpose of contract	General
Contract start date	01/04/2006
Contract end date	

18/19 Contracted general activity (UDA)	15,386
Carry forward general activity (UDA)	0
18/19 Contracted orthodontic activity (UOA)	0
Carry forward orthodontic activity (UOA)	0
Baseline contract value	£434,544.60

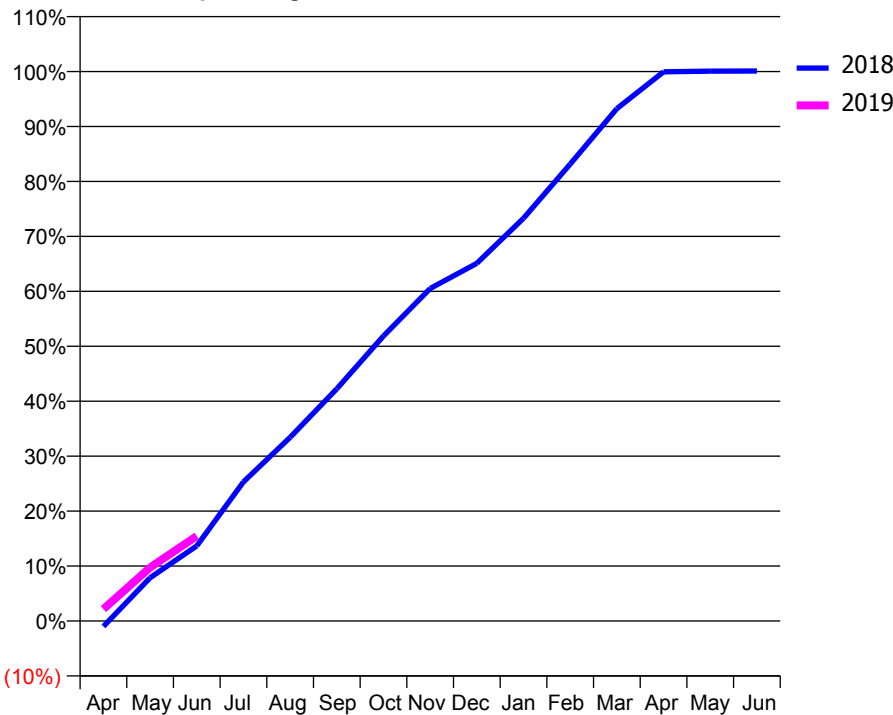
ACCESS*

Patients seen in 24 months	Total	Change since previous quarter
Quarter ending June 2017	4,295	
Quarter ending September 2017	4,335	→
Quarter ending December 2017	4,314	→
Quarter ending March 2018	4,346	→
Quarter ending June 2018	4,317	→
Variance since June 2017	0.5%	→



ACTIVITY

Cumulative percentage of contracted UDA delivered 2018 & 2019



Month	Adjusted Scheduled Activity (UDA)	
	2018	2019
April	-156	335
May	1,212	1,499
June	2,106	2,382
July	3,897	
August	5,144	
September	6,501	
October	7,982	
November	9,311	
December	10,015	
January	11,276	
February	12,795	
March	14,347	
April	15,376	
May	15,398	
June	15,399	

QUALITY

	Quantity	Base Number	Contract	AT	Region	England
% of FP17s for the same patient ID Re-attending within 3 months - Children	19	273	7.0%	9.9%	11.5%	11.5%
% of FP17s for the same patient ID Re-attending within 3 months - Adults	101	950	10.6%	15.7%	16.6%	15.4%
% of FP17s for the same patient ID Re-attending between 3 & 9 months - Children	148	273	54.2%	48.8%	48.8%	58.9%
% of FP17s for the same patient ID Re-attending between 3 & 9 months - Adults	442	950	46.5%	38.6%	39.3%	51.6%
% of FP17s for Band 1 Urgent Courses	75	932	8.0%	11.0%	10.6%	8.9%
% of FP17s Relating to Free Repair or Replacements	2	932	0.2%	0.5%	0.5%	0.8%
% of FP17s Relating to Continuations	4	932	0.4%	0.5%	0.7%	0.9%
% of Patients satisfied with the dentistry they have received	4	4	N/A	88.4%	90.4%	93.2%
% of Patients satisfied with the time they had to wait for an appointment	4	4	N/A	83.8%	85.3%	88.8%

* This is based on patients treated on this contract for their most recent course of treatment. Figures in italics indicate the base number of FP17s or Patient Questionnaire responses are less than 100. N/A is shown where the base number of responses is less than 10 during the period. % is calculated as Quantity/Base number*100

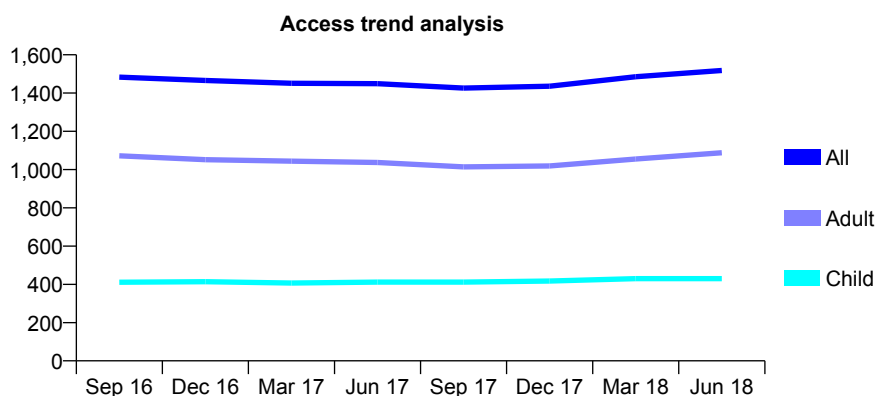
Q62 - Vital Signs At a Glance Contract Report for 843148/0001 - June 2018

Name or company name	MR SR MANAFI
Contract type name	GDS Contract
Purpose of contract	General
Contract start date	01/04/2006
Contract end date	

18/19 Contracted general activity (UDA)	5,756
Carry forward general activity (UDA)	0
18/19 Contracted orthodontic activity (UOA)	0
Carry forward orthodontic activity (UOA)	0
Baseline contract value	£223,334.33

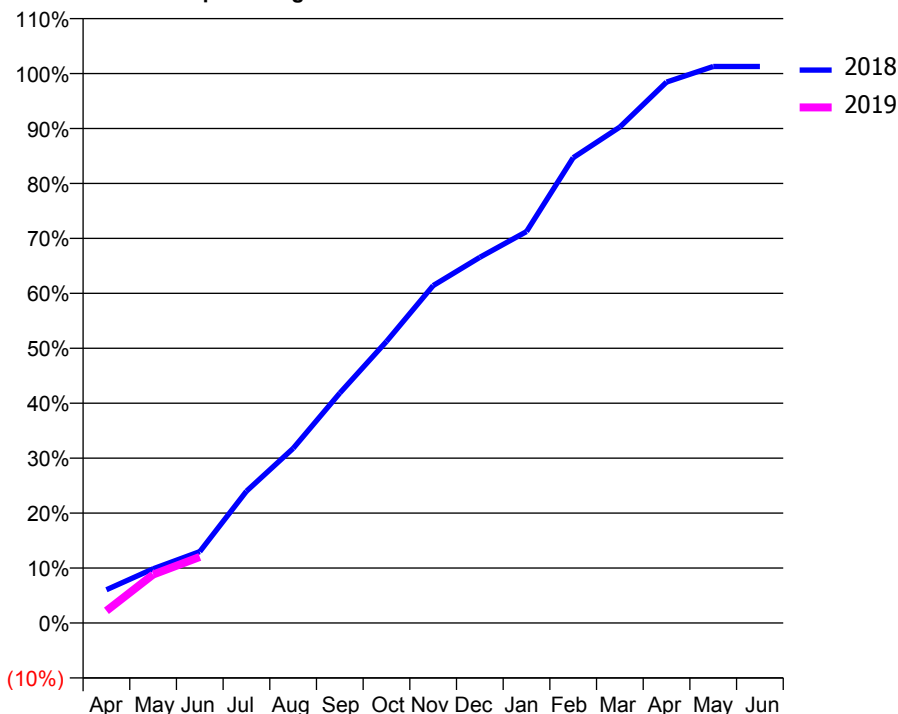
ACCESS*

Patients seen in 24 months	Total	Change since previous quarter
Quarter ending June 2017	1,449	
Quarter ending September 2017	1,426	↓
Quarter ending December 2017	1,436	→
Quarter ending March 2018	1,485	↑
Quarter ending June 2018	1,518	↑
Variance since June 2017	4.8%	↑



ACTIVITY

Cumulative percentage of contracted UDA delivered 2018 & 2019



Adjusted Scheduled Activity (UDA)

Month	2018	2019
April	349	128
May	567	507
June	748	692
July	1,381	
August	1,829	
September	2,409	
October	2,949	
November	3,535	
December	3,831	
January	4,100	
February	4,874	
March	5,196	
April	5,667	
May	5,830	
June	5,830	

QUALITY

	Quantity	Base Number	Contract	AT	Region	England
% of FP17s for the same patient ID Re-attending within 3 months - Children	12	110	10.9%	9.9%	11.5%	11.5%
% of FP17s for the same patient ID Re-attending within 3 months - Adults	66	285	23.2%	15.7%	16.6%	15.4%
% of FP17s for the same patient ID Re-attending between 3 & 9 months - Children	47	110	42.7%	48.8%	48.8%	58.9%
% of FP17s for the same patient ID Re-attending between 3 & 9 months - Adults	92	285	32.3%	38.6%	39.3%	51.6%
% of FP17s for Band 1 Urgent Courses	94	268	35.1%	11.0%	10.6%	8.9%
% of FP17s Relating to Free Repair or Replacements	0	268	0.0%	0.5%	0.5%	0.8%
% of FP17s Relating to Continuations	3	268	1.1%	0.5%	0.7%	0.9%
% of Patients satisfied with the dentistry they have received	1	3	N/A	88.4%	90.4%	93.2%
% of Patients satisfied with the time they had to wait for an appointment	2	3	N/A	83.8%	85.3%	88.8%

* This is based on patients treated on this contract for their most recent course of treatment. Figures in italics indicate the base number of FP17s or Patient Questionnaire responses are less than 100. N/A is shown where the base number of responses is less than 10 during the period. % is calculated as Quantity/Base number*100

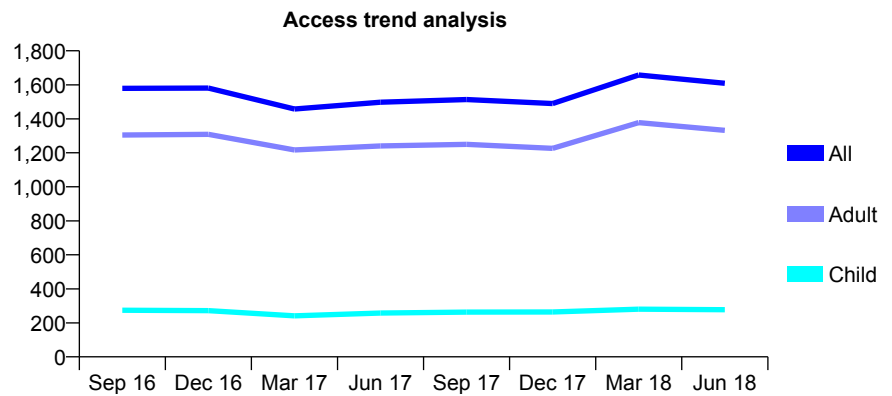
Q62 - Vital Signs At a Glance Contract Report for 846104/0001 - June 2018

Name or company name	Bhavish Thakrar and Jayesh Kotecha
Contract type name	GDS Contract
Purpose of contract	General
Contract start date	01/04/2006
Contract end date	

18/19 Contracted general activity (UDA)	6,599
Carry forward general activity (UDA)	0
18/19 Contracted orthodontic activity (UOA)	0
Carry forward orthodontic activity (UOA)	0
Baseline contract value	£236,989.87

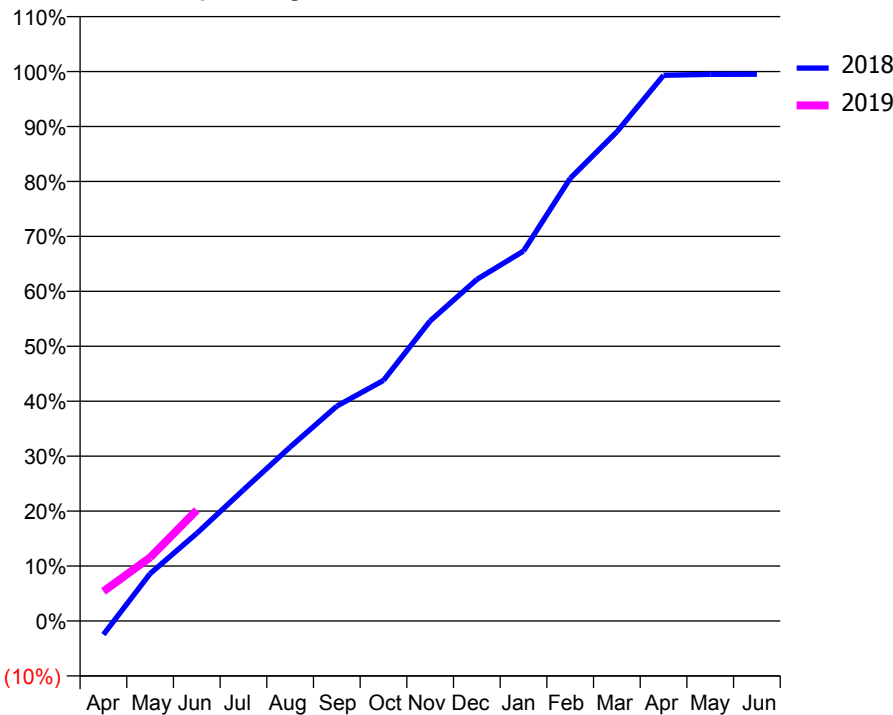
ACCESS*

Patients seen in 24 months	Total	Change since previous quarter
Quarter ending June 2017	1,498	
Quarter ending September 2017	1,513	→
Quarter ending December 2017	1,490	↓
Quarter ending March 2018	1,658	↑
Quarter ending June 2018	1,609	↓
Variance since June 2017	7.4%	↑



ACTIVITY

Cumulative percentage of contracted UDA delivered 2018 & 2019



Month	Adjusted Scheduled Activity (UDA)	
	2018	2019
April	-164	356
May	569	763
June	1,053	1,332
July	1,575	
August	2,089	
September	2,580	
October	2,890	
November	3,604	
December	4,102	
January	4,443	
February	5,315	
March	5,874	
April	6,553	
May	6,565	
June	6,566	

QUALITY

	Quantity	Base Number	Contract	AT	Region	England
% of FP17s for the same patient ID Re-attending within 3 months - Children	8	100	8.0%	9.9%	11.5%	11.5%
% of FP17s for the same patient ID Re-attending within 3 months - Adults	148	483	30.6%	15.7%	16.6%	15.4%
% of FP17s for the same patient ID Re-attending between 3 & 9 months - Children	28	100	28.0%	48.8%	48.8%	58.9%
% of FP17s for the same patient ID Re-attending between 3 & 9 months - Adults	110	483	22.8%	38.6%	39.3%	51.6%
% of FP17s for Band 1 Urgent Courses	93	395	23.5%	11.0%	10.6%	8.9%
% of FP17s Relating to Free Repair or Replacements	7	395	1.8%	0.5%	0.5%	0.8%
% of FP17s Relating to Continuations	7	395	1.8%	0.5%	0.7%	0.9%
% of Patients satisfied with the dentistry they have received	1	1	N/A	88.4%	90.4%	93.2%
% of Patients satisfied with the time they had to wait for an appointment	1	1	N/A	83.8%	85.3%	88.8%

* This is based on patients treated on this contract for their most recent course of treatment. Figures in italics indicate the base number of FP17s or Patient Questionnaire responses are less than 100. N/A is shown where the base number of responses is less than 10 during the period. % is calculated as Quantity/Base number*100

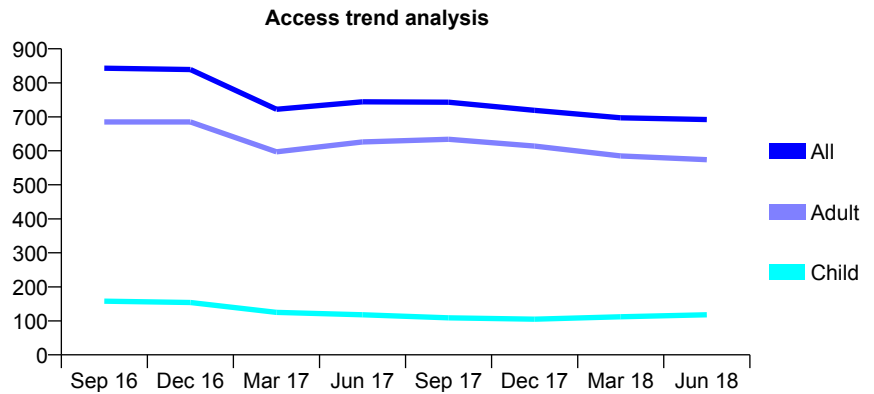
Q62 - Vital Signs At a Glance Contract Report for 849014/0004 - June 2018

Name or company name	MISS E VAZIR
Contract type name	GDS Contract
Purpose of contract	General
Contract start date	01/05/2013
Contract end date	

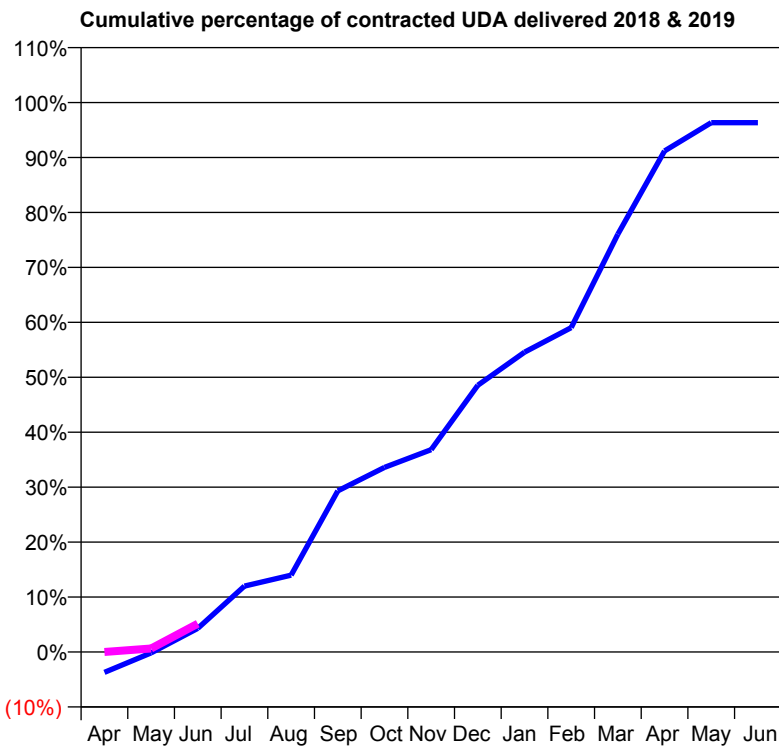
18/19 Contracted general activity (UDA)	4,000
Carry forward general activity (UDA)	0
18/19 Contracted orthodontic activity (UOA)	0
Carry forward orthodontic activity (UOA)	0
Baseline contract value	£107,074.13

ACCESS*

Patients seen in 24 months	Total	Change since previous quarter
Quarter ending June 2017	744	
Quarter ending September 2017	743	→
Quarter ending December 2017	719	↓
Quarter ending March 2018	697	↓
Quarter ending June 2018	692	→
Variance since June 2017	(7.0%)	↓



ACTIVITY



Month	Adjusted Scheduled Activity (UDA)	
	2018	2019
April	-149	0
May	-7	26
June	173	207
July	480	
August	560	
September	1,173	
October	1,344	
November	1,473	
December	1,942	
January	2,183	
February	2,361	
March	3,042	
April	3,647	
May	3,853	
June	3,853	

QUALITY

	Quantity	Base Number	Contract	AT	Region	England
% of FP17s for the same patient ID Re-attending within 3 months - Children	4	45	8.9%	9.9%	11.5%	11.5%
% of FP17s for the same patient ID Re-attending within 3 months - Adults	16	153	10.5%	15.7%	16.6%	15.4%
% of FP17s for the same patient ID Re-attending between 3 & 9 months - Children	11	45	24.4%	48.8%	48.8%	58.9%
% of FP17s for the same patient ID Re-attending between 3 & 9 months - Adults	43	153	28.1%	38.6%	39.3%	51.6%
% of FP17s for Band 1 Urgent Courses	3	58	5.2%	11.0%	10.6%	8.9%
% of FP17s Relating to Free Repair or Replacements	0	58	0.0%	0.5%	0.5%	0.8%
% of FP17s Relating to Continuations	0	58	0.0%	0.5%	0.7%	0.9%
% of Patients satisfied with the dentistry they have received	0	0	N/A	88.4%	90.4%	93.2%
% of Patients satisfied with the time they had to wait for an appointment	0	0	N/A	83.8%	85.3%	88.8%

* This is based on patients treated on this contract for their most recent course of treatment. Figures in italics indicate the base number of FP17s or Patient Questionnaire responses are less than 100. N/A is shown where the base number of responses is less than 10 during the period. % is calculated as Quantity/Base number*100

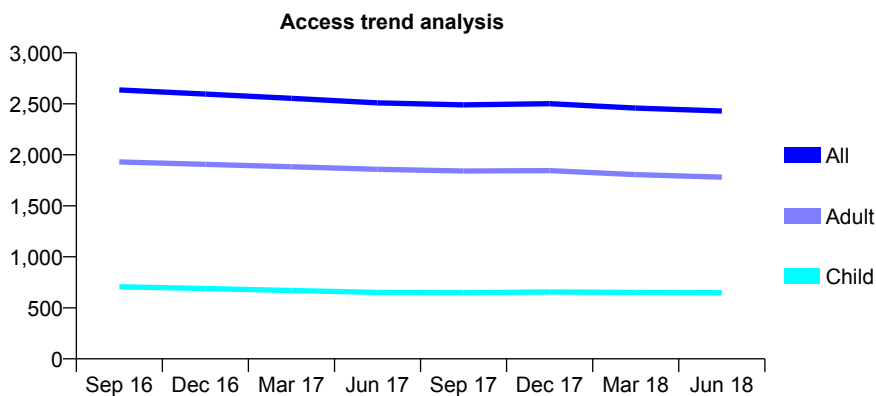
Q62 - Vital Signs At a Glance Contract Report for 849146/0001 - June 2018

Name or company name	MR A ARBABI
Contract type name	GDS Contract
Purpose of contract	General
Contract start date	01/04/2006
Contract end date	

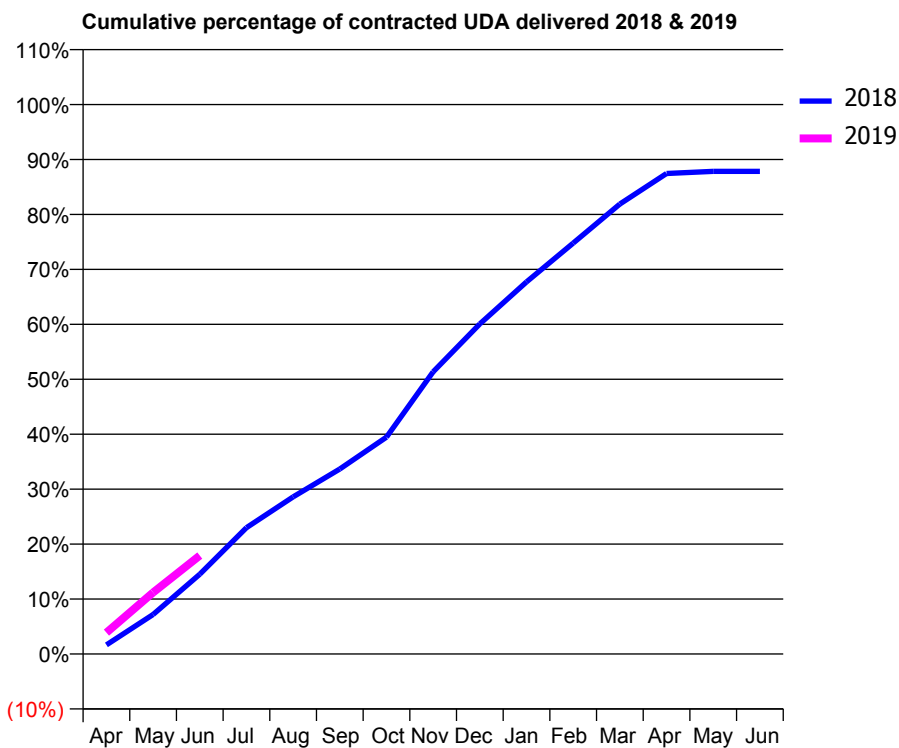
18/19 Contracted general activity (UDA)	6,545
Carry forward general activity (UDA)	0
18/19 Contracted orthodontic activity (UOA)	0
Carry forward orthodontic activity (UOA)	0
Baseline contract value	£192,573.40

ACCESS*

Patients seen in 24 months	Total	Change since previous quarter
Quarter ending June 2017	2,509	
Quarter ending September 2017	2,490	→
Quarter ending December 2017	2,501	→
Quarter ending March 2018	2,458	↓
Quarter ending June 2018	2,429	↓
Variance since June 2017	(3.2%)	↓



ACTIVITY



Month	Adjusted Scheduled Activity (UDA)	
	2018	2019
April	109	255
May	471	732
June	951	1,172
July	1,505	
August	1,872	
September	2,203	
October	2,583	
November	3,361	
December	3,932	
January	4,433	
February	4,895	
March	5,359	
April	5,723	
May	5,749	
June	5,749	

QUALITY

	Quantity	Base Number	Contract	AT	Region	England
% of FP17s for the same patient ID Re-attending within 3 months - Children	5	179	2.8%	9.9%	11.5%	11.5%
% of FP17s for the same patient ID Re-attending within 3 months - Adults	55	411	13.4%	15.7%	16.6%	15.4%
% of FP17s for the same patient ID Re-attending between 3 & 9 months - Children	97	179	54.2%	48.8%	48.8%	58.9%
% of FP17s for the same patient ID Re-attending between 3 & 9 months - Adults	144	411	35.0%	38.6%	39.3%	51.6%
% of FP17s for Band 1 Urgent Courses	42	498	8.4%	11.0%	10.6%	8.9%
% of FP17s Relating to Free Repair or Replacements	0	498	0.0%	0.5%	0.5%	0.8%
% of FP17s Relating to Continuations	1	498	0.2%	0.5%	0.7%	0.9%
% of Patients satisfied with the dentistry they have received	1	1	N/A	88.4%	90.4%	93.2%
% of Patients satisfied with the time they had to wait for an appointment	1	1	N/A	83.8%	85.3%	88.8%

* This is based on patients treated on this contract for their most recent course of treatment. Figures in italics indicate the base number of FP17s or Patient Questionnaire responses are less than 100. N/A is shown where the base number of responses is less than 10 during the period. % is calculated as Quantity/Base number*100

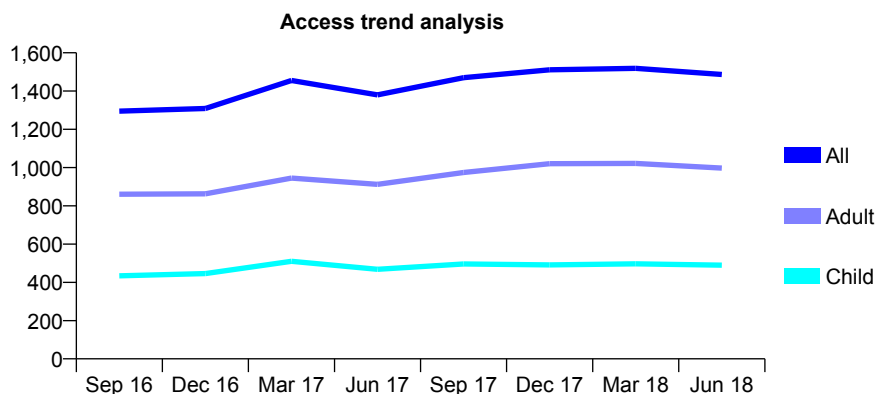
Q62 - Vital Signs At a Glance Contract Report for 852945/0001 - June 2018

Name or company name	Ahmed Al-Morhiby & P Soleymani Gilander
Contract type name	GDS Contract
Purpose of contract	General
Contract start date	01/04/2006
Contract end date	

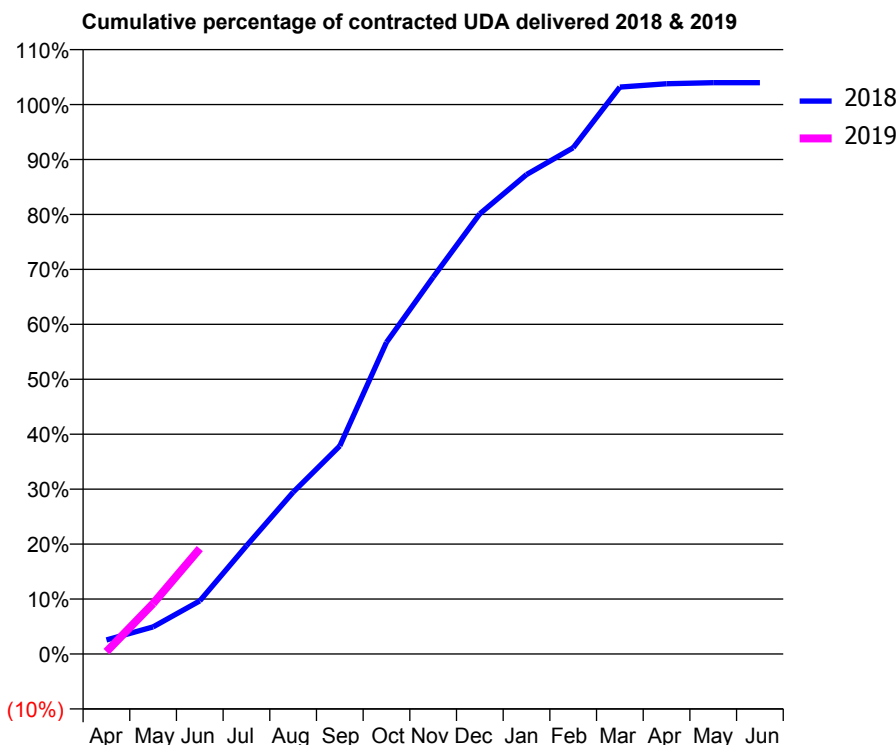
18/19 Contracted general activity (UDA)	3,492
Carry forward general activity (UDA)	0
18/19 Contracted orthodontic activity (UOA)	0
Carry forward orthodontic activity (UOA)	0
Baseline contract value	£108,227.02

ACCESS*

Patients seen in 24 months	Total	Change since previous quarter
Quarter ending June 2017	1,380	
Quarter ending September 2017	1,470	↑
Quarter ending December 2017	1,511	↑
Quarter ending March 2018	1,519	→
Quarter ending June 2018	1,487	↓
Variance since June 2017	7.8%	↑



ACTIVITY



Adjusted Scheduled Activity (UDA)		
Month	2018	2019
April	89	15
May	173	321
June	338	670
July	688	
August	1,028	
September	1,322	
October	1,981	
November	2,395	
December	2,798	
January	3,047	
February	3,217	
March	3,603	
April	3,624	
May	3,631	
June	3,631	

QUALITY

	Quantity	Base Number	Contract	AT	Region	England
% of FP17s for the same patient ID Re-attending within 3 months - Children	7	100	7.0%	9.9%	11.5%	11.5%
% of FP17s for the same patient ID Re-attending within 3 months - Adults	22	168	13.1%	15.7%	16.6%	15.4%
% of FP17s for the same patient ID Re-attending between 3 & 9 months - Children	41	100	41.0%	48.8%	48.8%	58.9%
% of FP17s for the same patient ID Re-attending between 3 & 9 months - Adults	47	168	28.0%	38.6%	39.3%	51.6%
% of FP17s for Band 1 Urgent Courses	39	245	15.9%	11.0%	10.6%	8.9%
% of FP17s Relating to Free Repair or Replacements	1	245	0.4%	0.5%	0.5%	0.8%
% of FP17s Relating to Continuations	0	245	0.0%	0.5%	0.7%	0.9%
% of Patients satisfied with the dentistry they have received	1	1	N/A	88.4%	90.4%	93.2%
% of Patients satisfied with the time they had to wait for an appointment	1	1	N/A	83.8%	85.3%	88.8%

* This is based on patients treated on this contract for their most recent course of treatment. Figures in italics indicate the base number of FP17s or Patient Questionnaire responses are less than 100. N/A is shown where the base number of responses is less than 10 during the period. % is calculated as Quantity/Base number*100

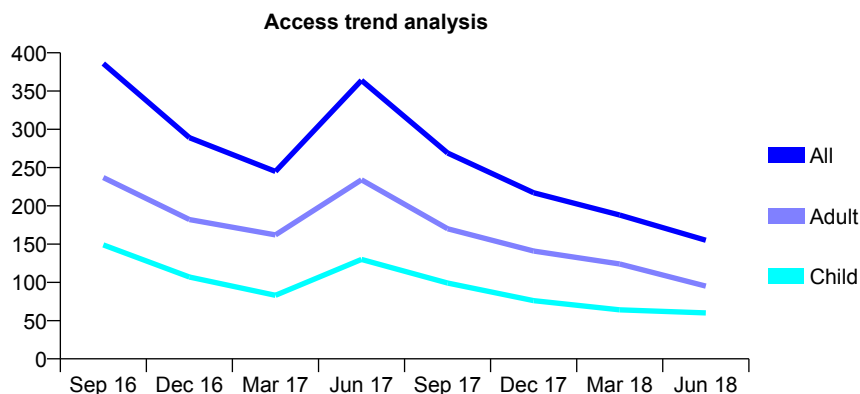
Q62 - Vital Signs At a Glance Contract Report for 852945/0002 - June 2018

Name or company name	Ahmed Al-Morhiby & P Soleymani Gilander
Contract type name	GDS Contract
Purpose of contract	General
Contract start date	01/12/2007
Contract end date	

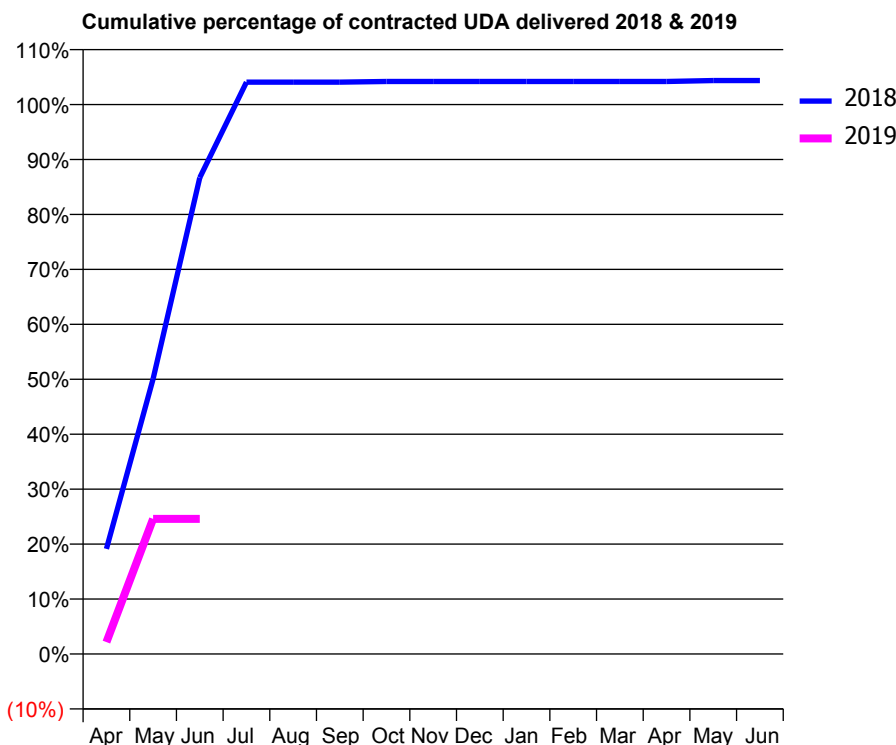
18/19 Contracted general activity (UDA)	700
Carry forward general activity (UDA)	0
18/19 Contracted orthodontic activity (UOA)	0
Carry forward orthodontic activity (UOA)	0
Baseline contract value	£22,536.46

ACCESS*

Patients seen in 24 months	Total	Change since previous quarter
Quarter ending June 2017	364	
Quarter ending September 2017	269	↓
Quarter ending December 2017	217	↓
Quarter ending March 2018	188	↓
Quarter ending June 2018	155	↓
Variance since June 2017	(57.4%)	↓



ACTIVITY



Month	Adjusted Scheduled Activity (UDA)	
	2018	2019
April	134	15
May	351	172
June	607	172
July	728	
August	728	
September	728	
October	729	
November	729	
December	729	
January	729	
February	729	
March	729	
April	729	
May	731	
June	731	

QUALITY

	Quantity	Base Number	Contract	AT	Region	England
% of FP17s for the same patient ID Re-attending within 3 months - Children	0	31	0.0%	9.9%	11.5%	11.5%
% of FP17s for the same patient ID Re-attending within 3 months - Adults	0	38	0.0%	15.7%	16.6%	15.4%
% of FP17s for the same patient ID Re-attending between 3 & 9 months - Children	0	31	0.0%	48.8%	48.8%	58.9%
% of FP17s for the same patient ID Re-attending between 3 & 9 months - Adults	0	38	0.0%	38.6%	39.3%	51.6%
% of FP17s for Band 1 Urgent Courses	6	68	8.8%	11.0%	10.6%	8.9%
% of FP17s Relating to Free Repair or Replacements	0	68	0.0%	0.5%	0.5%	0.8%
% of FP17s Relating to Continuations	0	68	0.0%	0.5%	0.7%	0.9%
% of Patients satisfied with the dentistry they have received	0	0	N/A	88.4%	90.4%	93.2%
% of Patients satisfied with the time they had to wait for an appointment	0	0	N/A	83.8%	85.3%	88.8%

* This is based on patients treated on this contract for their most recent course of treatment. Figures in italics indicate the base number of FP17s or Patient Questionnaire responses are less than 100. N/A is shown where the base number of responses is less than 10 during the period. % is calculated as Quantity/Base number*100

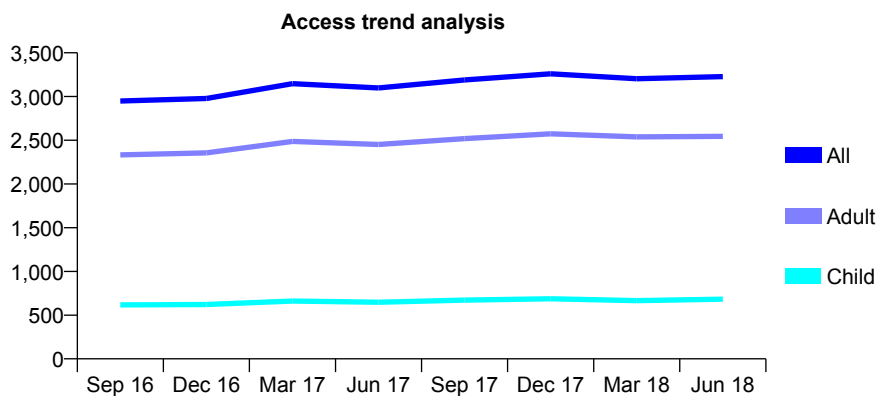
Q62 - Vital Signs At a Glance Contract Report for 857971/0001 - June 2018

Name or company name	MR I BAIC
Contract type name	GDS Contract
Purpose of contract	General
Contract start date	01/04/2006
Contract end date	

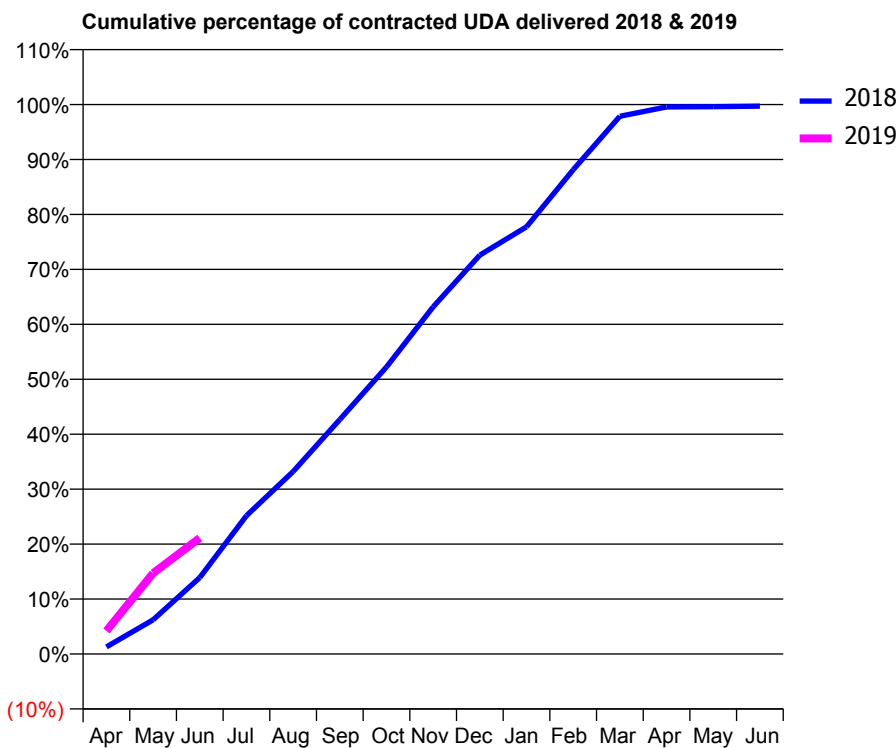
18/19 Contracted general activity (UDA)	9,225
Carry forward general activity (UDA)	0
18/19 Contracted orthodontic activity (UOA)	0
Carry forward orthodontic activity (UOA)	0
Baseline contract value	£268,410.09

ACCESS*

Patients seen in 24 months	Total	Change since previous quarter
Quarter ending June 2017	3,098	
Quarter ending September 2017	3,190	↑
Quarter ending December 2017	3,260	↑
Quarter ending March 2018	3,203	↓
Quarter ending June 2018	3,228	→
Variance since June 2017	4.2%	↑



ACTIVITY



Month	Adjusted Scheduled Activity (UDA)	
	2018	2019
April	119	388
May	574	1,358
June	1,283	1,948
July	2,323	
August	3,063	
September	3,938	
October	4,820	
November	5,829	
December	6,697	
January	7,171	
February	8,129	
March	9,028	
April	9,184	
May	9,188	
June	9,196	

QUALITY

	Quantity	Base Number	Contract	AT	Region	England
% of FP17s for the same patient ID Re-attending within 3 months - Children	25	205	12.2%	9.9%	11.5%	11.5%
% of FP17s for the same patient ID Re-attending within 3 months - Adults	149	689	21.6%	15.7%	16.6%	15.4%
% of FP17s for the same patient ID Re-attending between 3 & 9 months - Children	78	205	38.0%	48.8%	48.8%	58.9%
% of FP17s for the same patient ID Re-attending between 3 & 9 months - Adults	245	689	35.6%	38.6%	39.3%	51.6%
% of FP17s for Band 1 Urgent Courses	206	810	25.4%	11.0%	10.6%	8.9%
% of FP17s Relating to Free Repair or Replacements	1	810	0.1%	0.5%	0.5%	0.8%
% of FP17s Relating to Continuations	0	810	0.0%	0.5%	0.7%	0.9%
% of Patients satisfied with the dentistry they have received	1	1	N/A	88.4%	90.4%	93.2%
% of Patients satisfied with the time they had to wait for an appointment	1	1	N/A	83.8%	85.3%	88.8%

* This is based on patients treated on this contract for their most recent course of treatment. Figures in italics indicate the base number of FP17s or Patient Questionnaire responses are less than 100. N/A is shown where the base number of responses is less than 10 during the period. % is calculated as Quantity/Base number*100

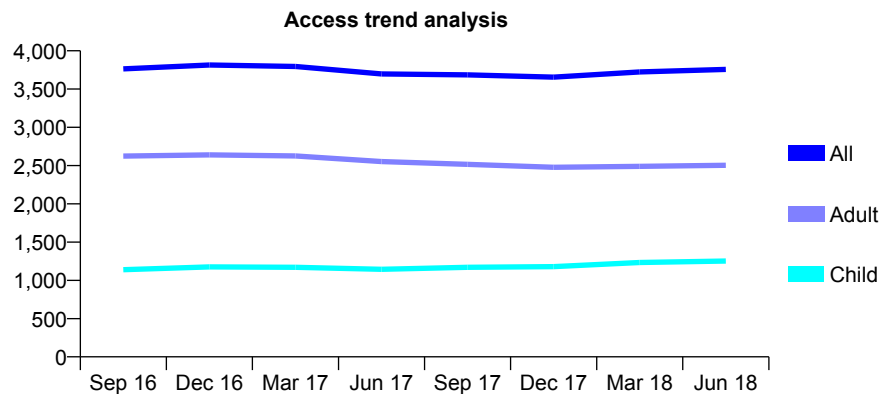
Q62 - Vital Signs At a Glance Contract Report for 862274/0001 - June 2018

Name or company name	MR D PATEL
Contract type name	GDS Contract
Purpose of contract	General
Contract start date	01/04/2008
Contract end date	

18/19 Contracted general activity (UDA)	12,778
Carry forward general activity (UDA)	0
18/19 Contracted orthodontic activity (UOA)	0
Carry forward orthodontic activity (UOA)	0
Baseline contract value	£391,560.51

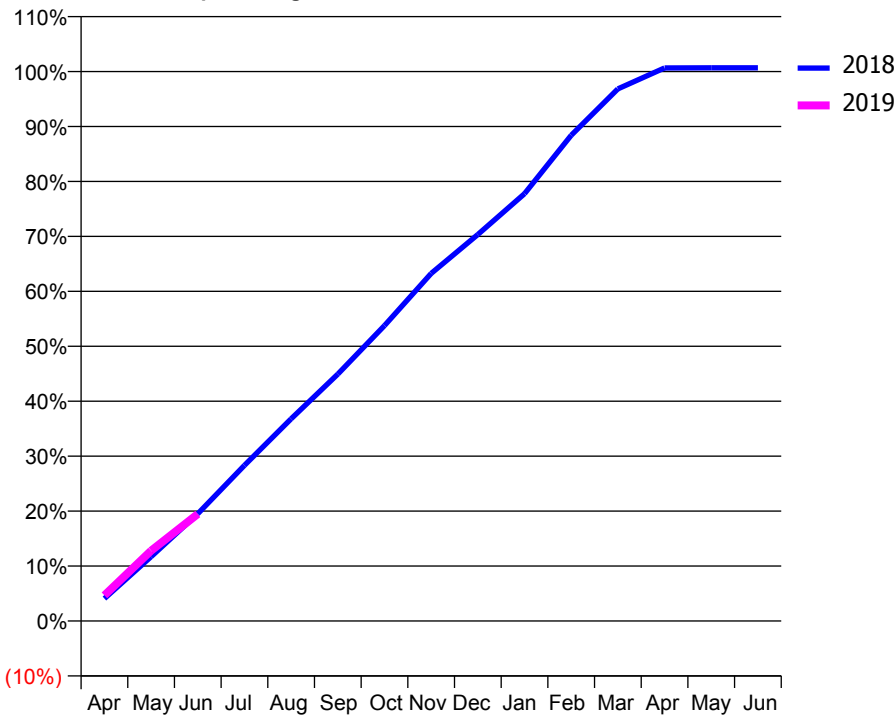
ACCESS*

Patients seen in 24 months	Total	Change since previous quarter
Quarter ending June 2017	3,697	
Quarter ending September 2017	3,686	→
Quarter ending December 2017	3,656	→
Quarter ending March 2018	3,723	→
Quarter ending June 2018	3,756	→
Variance since June 2017	1.6%	→



ACTIVITY

Cumulative percentage of contracted UDA delivered 2018 & 2019



Month	Adjusted Scheduled Activity (UDA)	
	2018	2019
April	522	597
May	1,497	1,637
June	2,496	2,487
July	3,619	
August	4,703	
September	5,741	
October	6,869	
November	8,082	
December	8,987	
January	9,936	
February	11,295	
March	12,373	
April	12,862	
May	12,864	
June	12,864	

QUALITY

	Quantity	Base Number	Contract	AT	Region	England
% of FP17s for the same patient ID Re-attending within 3 months - Children	36	570	6.3%	9.9%	11.5%	11.5%
% of FP17s for the same patient ID Re-attending within 3 months - Adults	143	806	17.7%	15.7%	16.6%	15.4%
% of FP17s for the same patient ID Re-attending between 3 & 9 months - Children	394	570	69.1%	48.8%	48.8%	58.9%
% of FP17s for the same patient ID Re-attending between 3 & 9 months - Adults	364	806	45.2%	38.6%	39.3%	51.6%
% of FP17s for Band 1 Urgent Courses	161	1,208	13.3%	11.0%	10.6%	8.9%
% of FP17s Relating to Free Repair or Replacements	7	1,208	0.6%	0.5%	0.5%	0.8%
% of FP17s Relating to Continuations	2	1,208	0.2%	0.5%	0.7%	0.9%
% of Patients satisfied with the dentistry they have received	2	2	N/A	88.4%	90.4%	93.2%
% of Patients satisfied with the time they had to wait for an appointment	2	2	N/A	83.8%	85.3%	88.8%

* This is based on patients treated on this contract for their most recent course of treatment. Figures in italics indicate the base number of FP17s or Patient Questionnaire responses are less than 100. N/A is shown where the base number of responses is less than 10 during the period. % is calculated as Quantity/Base number*100

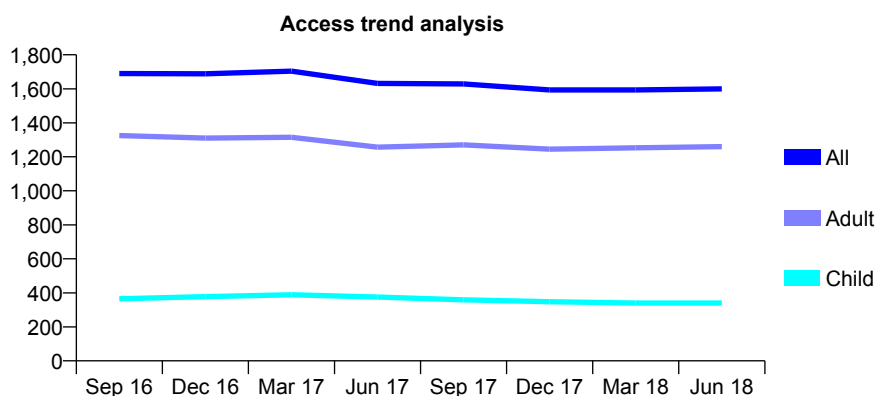
Q62 - Vital Signs At a Glance Contract Report for 886971/0001 - June 2018

Name or company name	MR AK SACHDEV
Contract type name	GDS Contract
Purpose of contract	General
Contract start date	01/04/2006
Contract end date	

18/19 Contracted general activity (UDA)	6,645
Carry forward general activity (UDA)	0
18/19 Contracted orthodontic activity (UOA)	0
Carry forward orthodontic activity (UOA)	0
Baseline contract value	£187,326.84

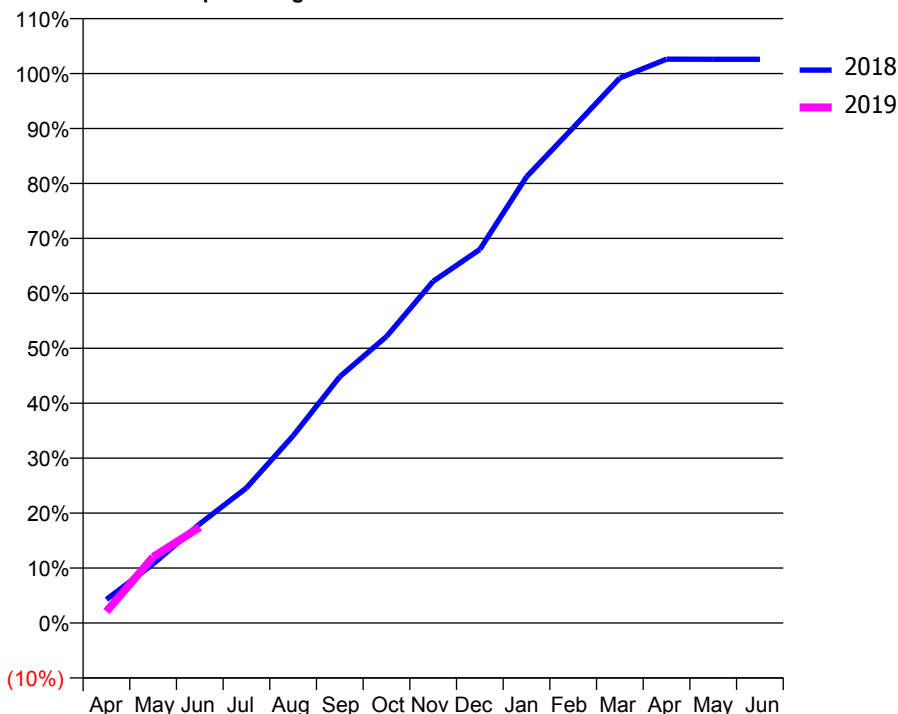
ACCESS*

Patients seen in 24 months	Total	Change since previous quarter
Quarter ending June 2017	1,632	
Quarter ending September 2017	1,629	→
Quarter ending December 2017	1,593	↓
Quarter ending March 2018	1,593	→
Quarter ending June 2018	1,600	→
Variance since June 2017	(2.0%)	↓



ACTIVITY

Cumulative percentage of contracted UDA delivered 2018 & 2019



Adjusted Scheduled Activity (UDA)

Month	2018	2019
April	285	140
May	713	799
June	1,198	1,158
July	1,634	
August	2,265	
September	2,980	
October	3,465	
November	4,133	
December	4,518	
January	5,396	
February	5,990	
March	6,591	
April	6,819	
May	6,818	
June	6,818	

QUALITY

	Quantity	Base Number	Contract	AT	Region	England
% of FP17s for the same patient ID Re-attending within 3 months - Children	1	85	1.2%	9.9%	11.5%	11.5%
% of FP17s for the same patient ID Re-attending within 3 months - Adults	1	235	0.4%	15.7%	16.6%	15.4%
% of FP17s for the same patient ID Re-attending between 3 & 9 months - Children	27	85	31.8%	48.8%	48.8%	58.9%
% of FP17s for the same patient ID Re-attending between 3 & 9 months - Adults	59	235	25.1%	38.6%	39.3%	51.6%
% of FP17s for Band 1 Urgent Courses	5	266	1.9%	11.0%	10.6%	8.9%
% of FP17s Relating to Free Repair or Replacements	0	266	0.0%	0.5%	0.5%	0.8%
% of FP17s Relating to Continuations	0	266	0.0%	0.5%	0.7%	0.9%
% of Patients satisfied with the dentistry they have received	7	8	N/A	88.4%	90.4%	93.2%
% of Patients satisfied with the time they had to wait for an appointment	8	8	N/A	83.8%	85.3%	88.8%

* This is based on patients treated on this contract for their most recent course of treatment. Figures in italics indicate the base number of FP17s or Patient Questionnaire responses are less than 100. N/A is shown where the base number of responses is less than 10 during the period. % is calculated as Quantity/Base number*100

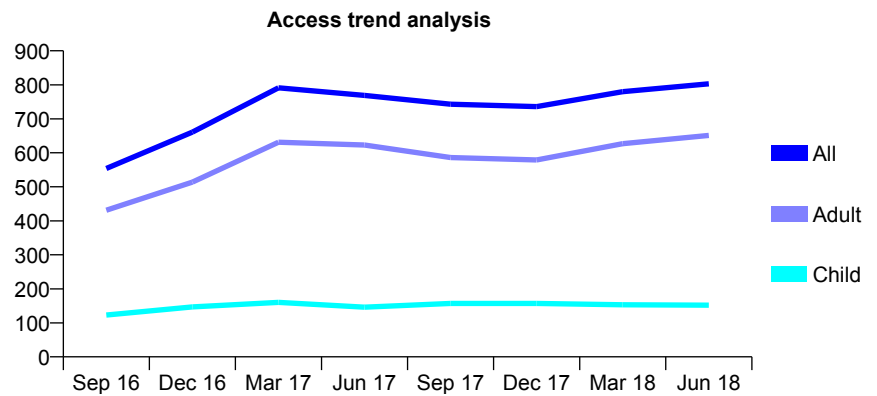
Q62 - Vital Signs At a Glance Contract Report for 887536/0001 - June 2018

Name or company name	MR AR PATEL
Contract type name	GDS Contract
Purpose of contract	General
Contract start date	01/04/2015
Contract end date	

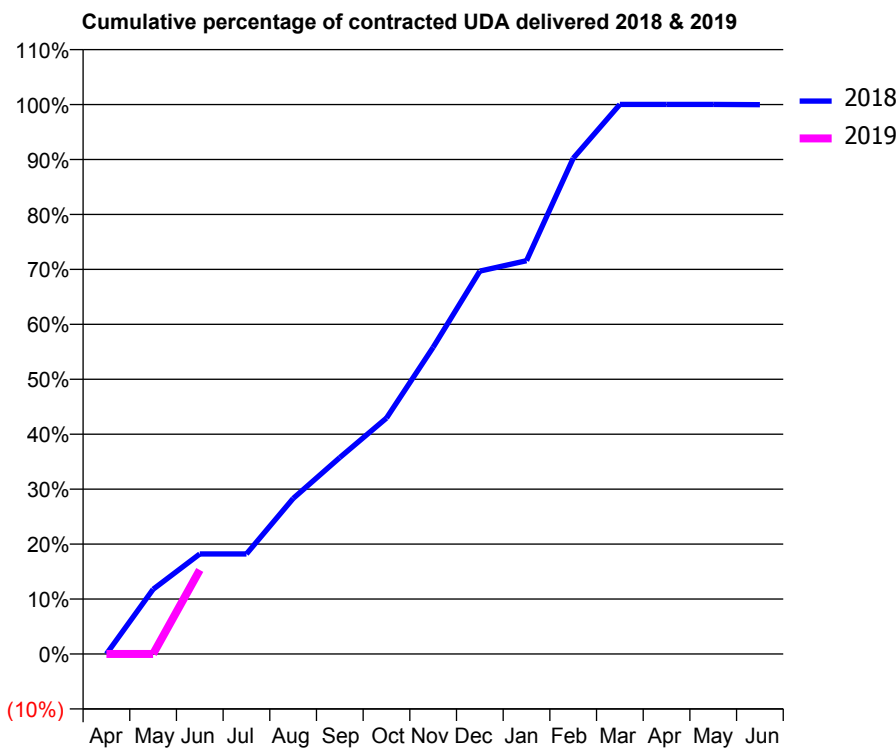
18/19 Contracted general activity (UDA)	1,838
Carry forward general activity (UDA)	0
18/19 Contracted orthodontic activity (UOA)	0
Carry forward orthodontic activity (UOA)	0
Baseline contract value	£57,678.02

ACCESS*

Patients seen in 24 months	Total	Change since previous quarter
Quarter ending June 2017	769	
Quarter ending September 2017	743	↓
Quarter ending December 2017	736	→
Quarter ending March 2018	780	↑
Quarter ending June 2018	803	↑
Variance since June 2017	4.4%	↑



ACTIVITY



Month	Adjusted Scheduled Activity (UDA)	
	2018	2019
April	0	0
May	216	0
June	335	281
July	335	
August	520	
September	657	
October	789	
November	1,026	
December	1,281	
January	1,316	
February	1,658	
March	1,838	
April	1,838	
May	1,838	
June	1,837	

QUALITY

	Quantity	Base Number	Contract	AT	Region	England
% of FP17s for the same patient ID Re-attending within 3 months - Children	1	21	4.8%	9.9%	11.5%	11.5%
% of FP17s for the same patient ID Re-attending within 3 months - Adults	9	59	15.3%	15.7%	16.6%	15.4%
% of FP17s for the same patient ID Re-attending between 3 & 9 months - Children	9	21	42.9%	48.8%	48.8%	58.9%
% of FP17s for the same patient ID Re-attending between 3 & 9 months - Adults	13	59	22.0%	38.6%	39.3%	51.6%
% of FP17s for Band 1 Urgent Courses	2	81	2.5%	11.0%	10.6%	8.9%
% of FP17s Relating to Free Repair or Replacements	2	81	2.5%	0.5%	0.5%	0.8%
% of FP17s Relating to Continuations	0	81	0.0%	0.5%	0.7%	0.9%
% of Patients satisfied with the dentistry they have received	0	0	N/A	88.4%	90.4%	93.2%
% of Patients satisfied with the time they had to wait for an appointment	0	0	N/A	83.8%	85.3%	88.8%

* This is based on patients treated on this contract for their most recent course of treatment. Figures in italics indicate the base number of FP17s or Patient Questionnaire responses are less than 100. N/A is shown where the base number of responses is less than 10 during the period. % is calculated as Quantity/Base number*100

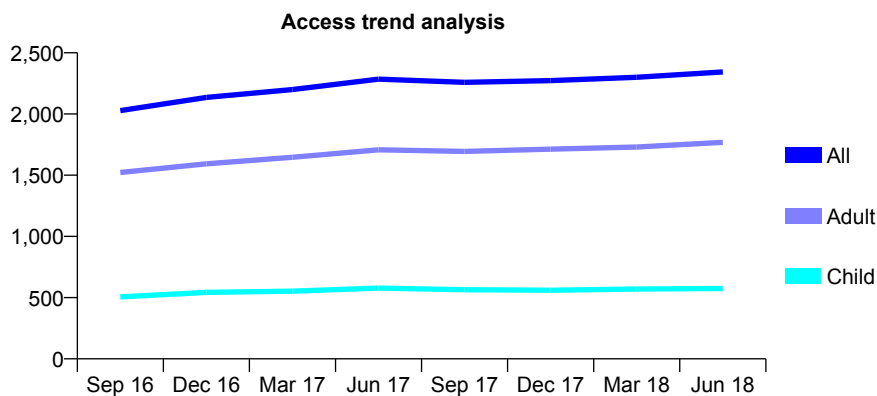
Q62 - Vital Signs At a Glance Contract Report for 888869/0002 - June 2018

Name or company name	VAS Partnership
Contract type name	GDS Contract
Purpose of contract	General
Contract start date	01/06/2011
Contract end date	

18/19 Contracted general activity (UDA)	5,346
Carry forward general activity (UDA)	0
18/19 Contracted orthodontic activity (UOA)	0
Carry forward orthodontic activity (UOA)	0
Baseline contract value	£186,045.58

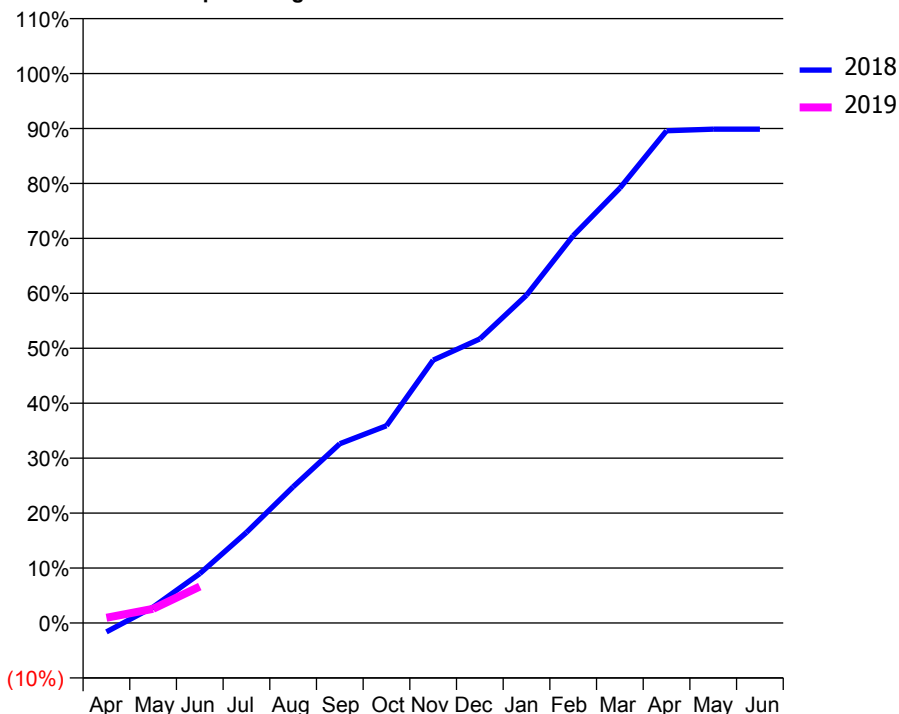
ACCESS*

Patients seen in 24 months	Total	Change since previous quarter
Quarter ending June 2017	2,285	
Quarter ending September 2017	2,259	↓
Quarter ending December 2017	2,273	→
Quarter ending March 2018	2,300	→
Quarter ending June 2018	2,344	→
Variance since June 2017	2.6%	↑



ACTIVITY

Cumulative percentage of contracted UDA delivered 2018 & 2019



Adjusted Scheduled Activity (UDA)

Month	2018	2019
April	-88	51
May	155	139
June	480	354
July	882	
August	1,325	
September	1,744	
October	1,919	
November	2,558	
December	2,764	
January	3,189	
February	3,768	
March	4,231	
April	4,788	
May	4,804	
June	4,804	

QUALITY

	Quantity	Base Number	Contract	AT	Region	England
% of FP17s for the same patient ID Re-attending within 3 months - Children	4	98	4.1%	9.9%	11.5%	11.5%
% of FP17s for the same patient ID Re-attending within 3 months - Adults	31	293	10.6%	15.7%	16.6%	15.4%
% of FP17s for the same patient ID Re-attending between 3 & 9 months - Children	32	98	32.7%	48.8%	48.8%	58.9%
% of FP17s for the same patient ID Re-attending between 3 & 9 months - Adults	66	293	22.5%	38.6%	39.3%	51.6%
% of FP17s for Band 1 Urgent Courses	61	200	30.5%	11.0%	10.6%	8.9%
% of FP17s Relating to Free Repair or Replacements	1	200	0.5%	0.5%	0.5%	0.8%
% of FP17s Relating to Continuations	1	200	0.5%	0.5%	0.7%	0.9%
% of Patients satisfied with the dentistry they have received	1	3	N/A	88.4%	90.4%	93.2%
% of Patients satisfied with the time they had to wait for an appointment	1	3	N/A	83.8%	85.3%	88.8%

* This is based on patients treated on this contract for their most recent course of treatment. Figures in italics indicate the base number of FP17s or Patient Questionnaire responses are less than 100. N/A is shown where the base number of responses is less than 10 during the period. % is calculated as Quantity/Base number*100

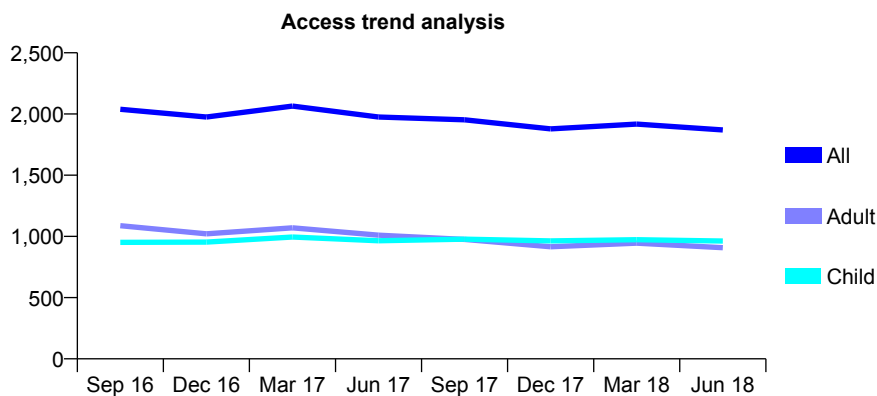
Q62 - Vital Signs At a Glance Contract Report for 890421/0002 - June 2018

Name or company name	MS M TADAION
Contract type name	GDS Contract
Purpose of contract	General
Contract start date	01/11/2013
Contract end date	

18/19 Contracted general activity (UDA)	5,845
Carry forward general activity (UDA)	0
18/19 Contracted orthodontic activity (UOA)	0
Carry forward orthodontic activity (UOA)	0
Baseline contract value	£175,912.22

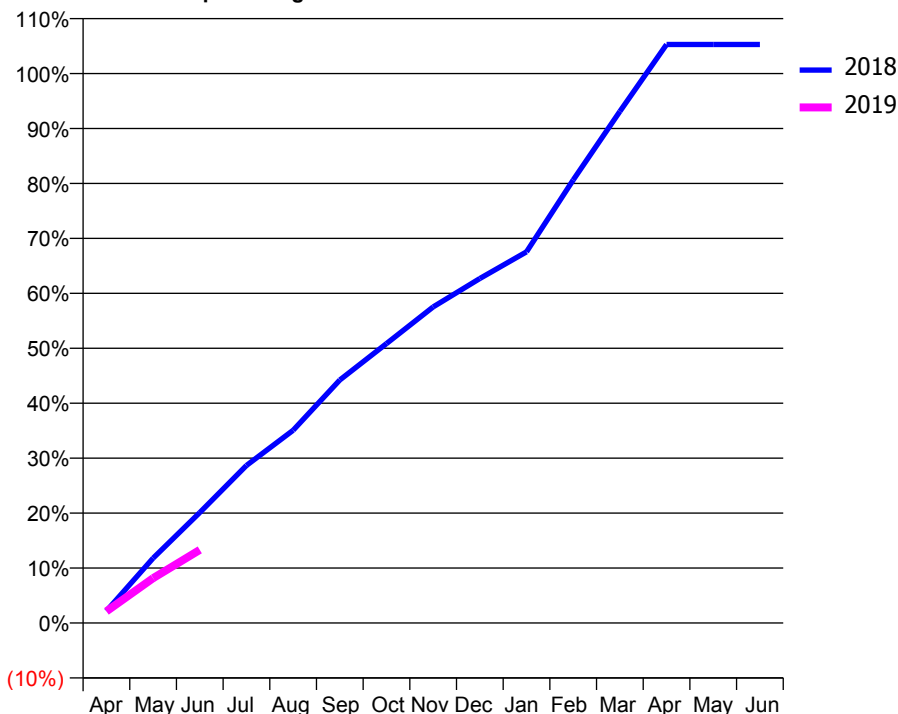
ACCESS*

Patients seen in 24 months	Total	Change since previous quarter
Quarter ending June 2017	1,975	
Quarter ending September 2017	1,953	↓
Quarter ending December 2017	1,879	↓
Quarter ending March 2018	1,918	↑
Quarter ending June 2018	1,870	↓
Variance since June 2017	(5.3%)	↓



ACTIVITY

Cumulative percentage of contracted UDA delivered 2018 & 2019



Adjusted Scheduled Activity (UDA)

Month	2018	2019
April	129	124
May	690	478
June	1,175	777
July	1,676	
August	2,050	
September	2,585	
October	2,972	
November	3,363	
December	3,665	
January	3,949	
February	4,713	
March	5,442	
April	6,154	
May	6,154	
June	6,154	

QUALITY

	Quantity	Base Number	Contract	AT	Region	England
% of FP17s for the same patient ID Re-attending within 3 months - Children	22	224	9.8%	9.9%	11.5%	11.5%
% of FP17s for the same patient ID Re-attending within 3 months - Adults	22	169	13.0%	15.7%	16.6%	15.4%
% of FP17s for the same patient ID Re-attending between 3 & 9 months - Children	77	224	34.4%	48.8%	48.8%	58.9%
% of FP17s for the same patient ID Re-attending between 3 & 9 months - Adults	36	169	21.3%	38.6%	39.3%	51.6%
% of FP17s for Band 1 Urgent Courses	27	251	10.8%	11.0%	10.6%	8.9%
% of FP17s Relating to Free Repair or Replacements	0	251	0.0%	0.5%	0.5%	0.8%
% of FP17s Relating to Continuations	0	251	0.0%	0.5%	0.7%	0.9%
% of Patients satisfied with the dentistry they have received	1	1	N/A	88.4%	90.4%	93.2%
% of Patients satisfied with the time they had to wait for an appointment	1	1	N/A	83.8%	85.3%	88.8%

* This is based on patients treated on this contract for their most recent course of treatment. Figures in italics indicate the base number of FP17s or Patient Questionnaire responses are less than 100. N/A is shown where the base number of responses is less than 10 during the period. % is calculated as Quantity/Base number*100

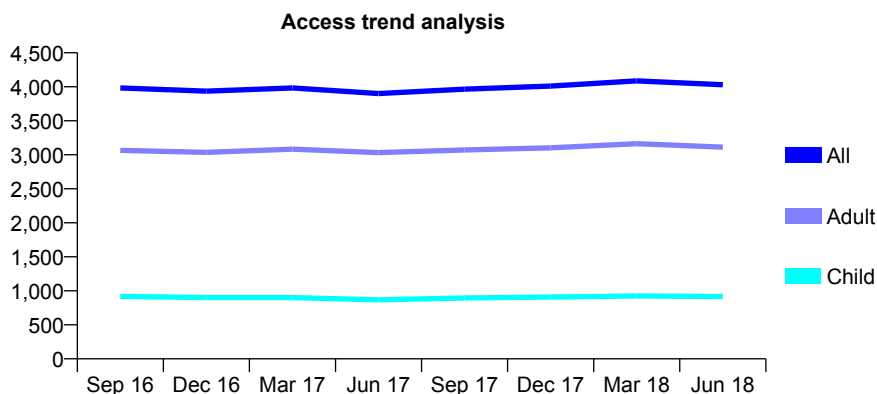
Q62 - Vital Signs At a Glance Contract Report for 890952/0001 - June 2018

Name or company name	M Clarke and L Marnitz
Contract type name	GDS Contract
Purpose of contract	General
Contract start date	01/04/2006
Contract end date	

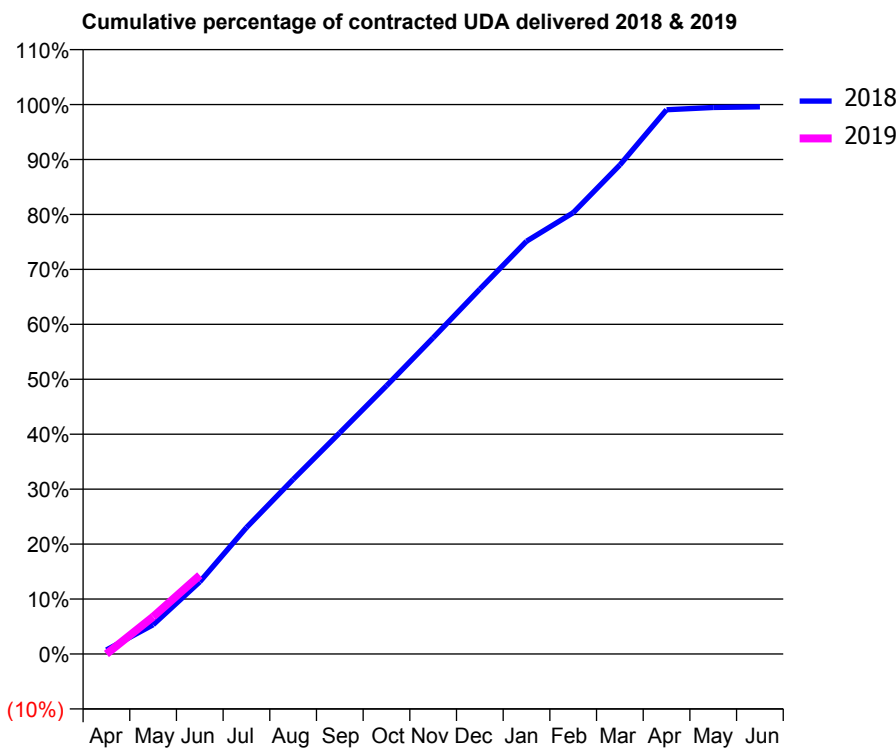
18/19 Contracted general activity (UDA)	11,271
Carry forward general activity (UDA)	0
18/19 Contracted orthodontic activity (UOA)	0
Carry forward orthodontic activity (UOA)	0
Baseline contract value	£346,334.07

ACCESS*

Patients seen in 24 months	Total	Change since previous quarter
Quarter ending June 2017	3,900	
Quarter ending September 2017	3,966	→
Quarter ending December 2017	4,011	→
Quarter ending March 2018	4,088	→
Quarter ending June 2018	4,030	↓
Variance since June 2017	3.3%	↑



ACTIVITY



Adjusted Scheduled Activity (UDA)		
Month	2018	2019
April	83	0
May	601	764
June	1,481	1,615
July	2,594	
August	3,583	
September	4,539	
October	5,503	
November	6,486	
December	7,485	
January	8,467	
February	9,052	
March	10,030	
April	11,163	
May	11,211	
June	11,225	

QUALITY

	Quantity	Base Number	Contract	AT	Region	England
% of FP17s for the same patient ID Re-attending within 3 months - Children	16	296	5.4%	9.9%	11.5%	11.5%
% of FP17s for the same patient ID Re-attending within 3 months - Adults	139	956	14.5%	15.7%	16.6%	15.4%
% of FP17s for the same patient ID Re-attending between 3 & 9 months - Children	164	296	55.4%	48.8%	48.8%	58.9%
% of FP17s for the same patient ID Re-attending between 3 & 9 months - Adults	394	956	41.2%	38.6%	39.3%	51.6%
% of FP17s for Band 1 Urgent Courses	82	752	10.9%	11.0%	10.6%	8.9%
% of FP17s Relating to Free Repair or Replacements	7	752	0.9%	0.5%	0.5%	0.8%
% of FP17s Relating to Continuations	11	752	1.5%	0.5%	0.7%	0.9%
% of Patients satisfied with the dentistry they have received	3	3	N/A	88.4%	90.4%	93.2%
% of Patients satisfied with the time they had to wait for an appointment	3	3	N/A	83.8%	85.3%	88.8%

* This is based on patients treated on this contract for their most recent course of treatment. Figures in italics indicate the base number of FP17s or Patient Questionnaire responses are less than 100. N/A is shown where the base number of responses is less than 10 during the period. % is calculated as Quantity/Base number*100

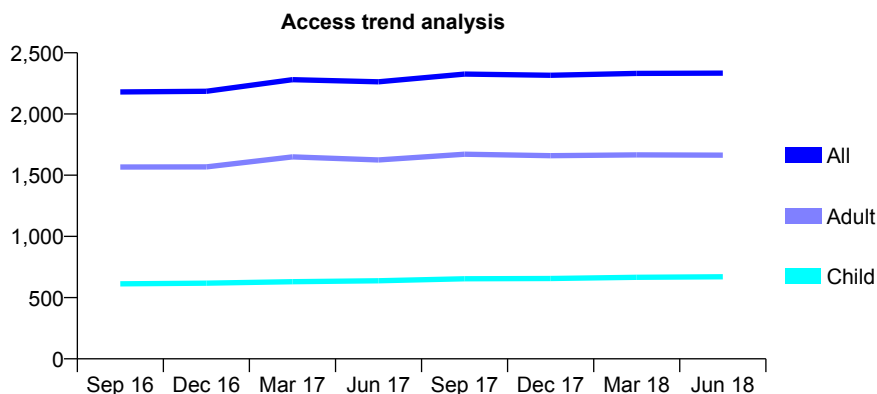
Q62 - Vital Signs At a Glance Contract Report for 899798/0005 - June 2018

Name or company name	Mr R L Shah & Dr S Shah
Contract type name	GDS Contract
Purpose of contract	General
Contract start date	01/03/2011
Contract end date	

18/19 Contracted general activity (UDA)	5,166
Carry forward general activity (UDA)	0
18/19 Contracted orthodontic activity (UOA)	0
Carry forward orthodontic activity (UOA)	0
Baseline contract value	£149,763.70

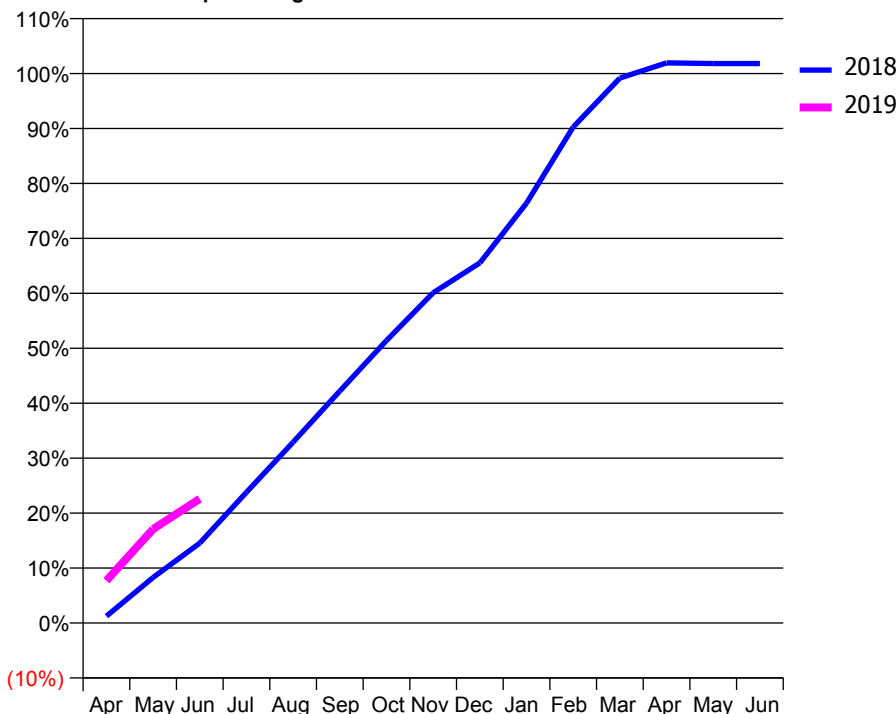
ACCESS*

Patients seen in 24 months	Total	Change since previous quarter
Quarter ending June 2017	2,263	
Quarter ending September 2017	2,326	↑
Quarter ending December 2017	2,316	→
Quarter ending March 2018	2,332	→
Quarter ending June 2018	2,334	→
Variance since June 2017	3.1%	↑



ACTIVITY

Cumulative percentage of contracted UDA delivered 2018 & 2019



Adjusted Scheduled Activity (UDA)

Month	2018	2019
April	64	398
May	428	883
June	751	1,167
July	1,229	
August	1,701	
September	2,181	
October	2,656	
November	3,105	
December	3,386	
January	3,947	
February	4,663	
March	5,123	
April	5,266	
May	5,260	
June	5,260	

QUALITY

	Quantity	Base Number	Contract	AT	Region	England
% of FP17s for the same patient ID Re-attending within 3 months - Children	6	186	3.2%	9.9%	11.5%	11.5%
% of FP17s for the same patient ID Re-attending within 3 months - Adults	41	415	9.9%	15.7%	16.6%	15.4%
% of FP17s for the same patient ID Re-attending between 3 & 9 months - Children	92	186	49.5%	48.8%	48.8%	58.9%
% of FP17s for the same patient ID Re-attending between 3 & 9 months - Adults	182	415	43.9%	38.6%	39.3%	51.6%
% of FP17s for Band 1 Urgent Courses	41	559	7.3%	11.0%	10.6%	8.9%
% of FP17s Relating to Free Repair or Replacements	6	559	1.1%	0.5%	0.5%	0.8%
% of FP17s Relating to Continuations	1	559	0.2%	0.5%	0.7%	0.9%
% of Patients satisfied with the dentistry they have received	0	1	N/A	88.4%	90.4%	93.2%
% of Patients satisfied with the time they had to wait for an appointment	0	1	N/A	83.8%	85.3%	88.8%

* This is based on patients treated on this contract for their most recent course of treatment. Figures in italics indicate the base number of FP17s or Patient Questionnaire responses are less than 100. N/A is shown where the base number of responses is less than 10 during the period. % is calculated as Quantity/Base number*100

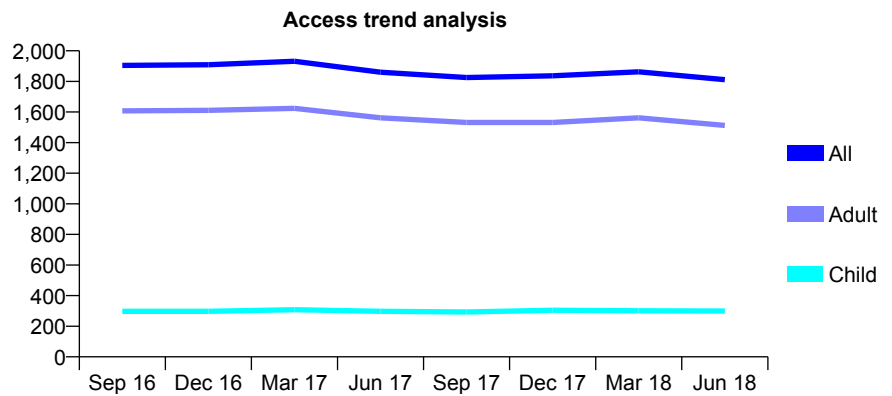
Q62 - Vital Signs At a Glance Contract Report for 906476/0001 - June 2018

Name or company name	Maria Maliderou
Contract type name	GDS Contract
Purpose of contract	General
Contract start date	01/04/2006
Contract end date	

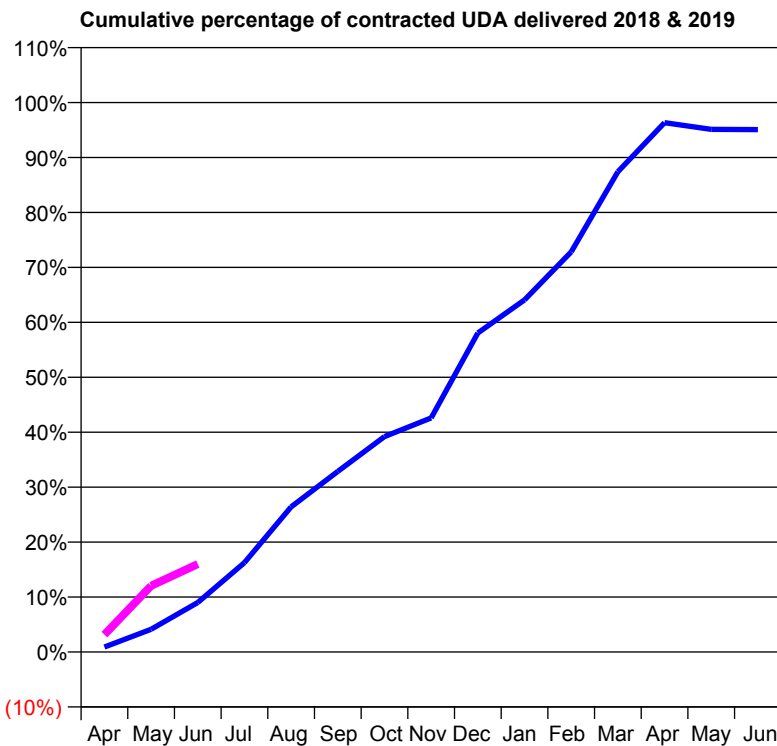
18/19 Contracted general activity (UDA)	8,062
Carry forward general activity (UDA)	0
18/19 Contracted orthodontic activity (UOA)	0
Carry forward orthodontic activity (UOA)	0
Baseline contract value	£260,334.20

ACCESS*

Patients seen in 24 months	Total	Change since previous quarter
Quarter ending June 2017	1,860	
Quarter ending September 2017	1,825	↓
Quarter ending December 2017	1,837	→
Quarter ending March 2018	1,863	→
Quarter ending June 2018	1,811	↓
Variance since June 2017	(2.6%)	↓



ACTIVITY



Month	Adjusted Scheduled Activity (UDA)	
	2018	2019
April	73	256
May	334	971
June	727	1,291
July	1,311	
August	2,130	
September	2,649	
October	3,161	
November	3,434	
December	4,681	
January	5,166	
February	5,870	
March	7,046	
April	7,766	
May	7,668	
June	7,665	

QUALITY

	Quantity	Base Number	Contract	AT	Region	England
% of FP17s for the same patient ID Re-attending within 3 months - Children	9	94	9.6%	9.9%	11.5%	11.5%
% of FP17s for the same patient ID Re-attending within 3 months - Adults	81	446	18.2%	15.7%	16.6%	15.4%
% of FP17s for the same patient ID Re-attending between 3 & 9 months - Children	45	94	47.9%	48.8%	48.8%	58.9%
% of FP17s for the same patient ID Re-attending between 3 & 9 months - Adults	223	446	50.0%	38.6%	39.3%	51.6%
% of FP17s for Band 1 Urgent Courses	36	397	9.1%	11.0%	10.6%	8.9%
% of FP17s Relating to Free Repair or Replacements	4	397	1.0%	0.5%	0.5%	0.8%
% of FP17s Relating to Continuations	2	397	0.5%	0.5%	0.7%	0.9%
% of Patients satisfied with the dentistry they have received	8	8	N/A	88.4%	90.4%	93.2%
% of Patients satisfied with the time they had to wait for an appointment	7	8	N/A	83.8%	85.3%	88.8%

* This is based on patients treated on this contract for their most recent course of treatment. Figures in italics indicate the base number of FP17s or Patient Questionnaire responses are less than 100. N/A is shown where the base number of responses is less than 10 during the period. % is calculated as Quantity/Base number*100

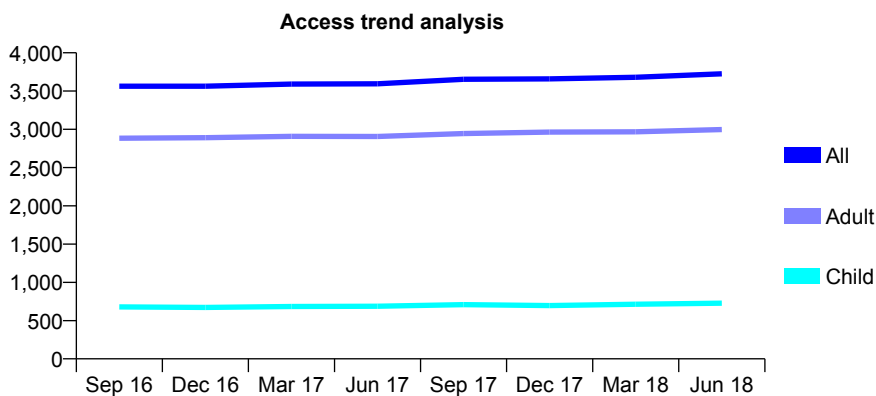
Q62 - Vital Signs At a Glance Contract Report for 908479/0001 - June 2018

Name or company name	MR JE ASQUITH
Contract type name	GDS Contract
Purpose of contract	General
Contract start date	01/04/2006
Contract end date	

18/19 Contracted general activity (UDA)	10,980
Carry forward general activity (UDA)	0
18/19 Contracted orthodontic activity (UOA)	0
Carry forward orthodontic activity (UOA)	0
Baseline contract value	£256,493.07

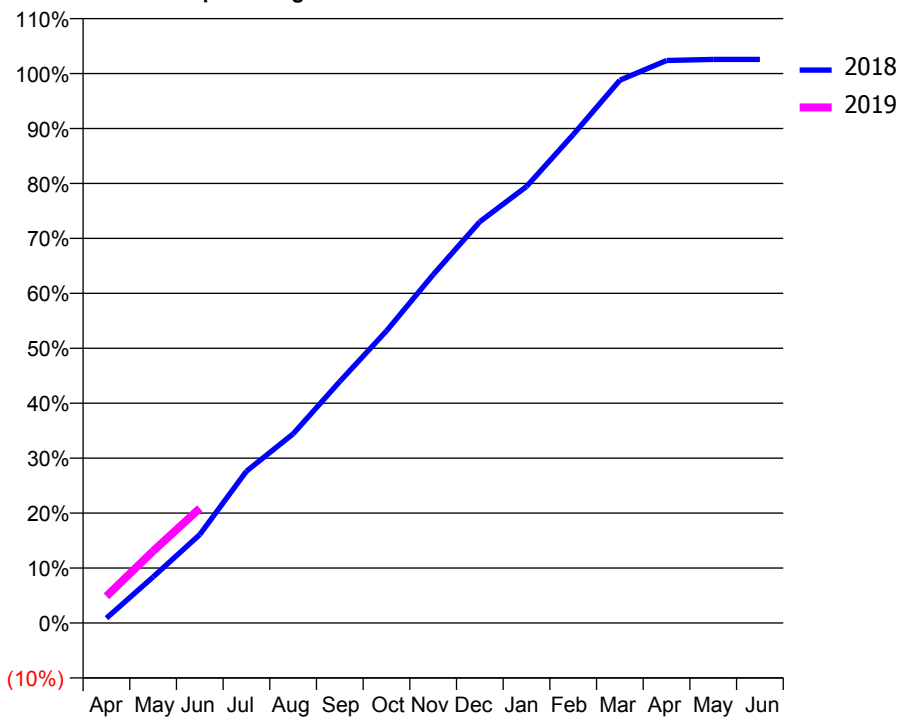
ACCESS*

Patients seen in 24 months	Total	Change since previous quarter
Quarter ending June 2017	3,595	
Quarter ending September 2017	3,654	→
Quarter ending December 2017	3,659	→
Quarter ending March 2018	3,681	→
Quarter ending June 2018	3,725	→
Variance since June 2017	3.6%	↑



ACTIVITY

Cumulative percentage of contracted UDA delivered 2018 & 2019



Month	Adjusted Scheduled Activity (UDA)	
	2018	2019
April	98	534
May	921	1,438
June	1,769	2,293
July	3,034	
August	3,780	
September	4,826	
October	5,838	
November	6,961	
December	8,019	
January	8,721	
February	9,759	
March	10,847	
April	11,241	
May	11,262	
June	11,262	

QUALITY

	Quantity	Base Number	Contract	AT	Region	England
% of FP17s for the same patient ID Re-attending within 3 months - Children	7	233	3.0%	9.9%	11.5%	11.5%
% of FP17s for the same patient ID Re-attending within 3 months - Adults	105	901	11.7%	15.7%	16.6%	15.4%
% of FP17s for the same patient ID Re-attending between 3 & 9 months - Children	100	233	42.9%	48.8%	48.8%	58.9%
% of FP17s for the same patient ID Re-attending between 3 & 9 months - Adults	422	901	46.8%	38.6%	39.3%	51.6%
% of FP17s for Band 1 Urgent Courses	76	965	7.9%	11.0%	10.6%	8.9%
% of FP17s Relating to Free Repair or Replacements	15	965	1.6%	0.5%	0.5%	0.8%
% of FP17s Relating to Continuations	5	965	0.5%	0.5%	0.7%	0.9%
% of Patients satisfied with the dentistry they have received	2	3	N/A	88.4%	90.4%	93.2%
% of Patients satisfied with the time they had to wait for an appointment	3	3	N/A	83.8%	85.3%	88.8%

* This is based on patients treated on this contract for their most recent course of treatment. Figures in italics indicate the base number of FP17s or Patient Questionnaire responses are less than 100. N/A is shown where the base number of responses is less than 10 during the period. % is calculated as Quantity/Base number*100

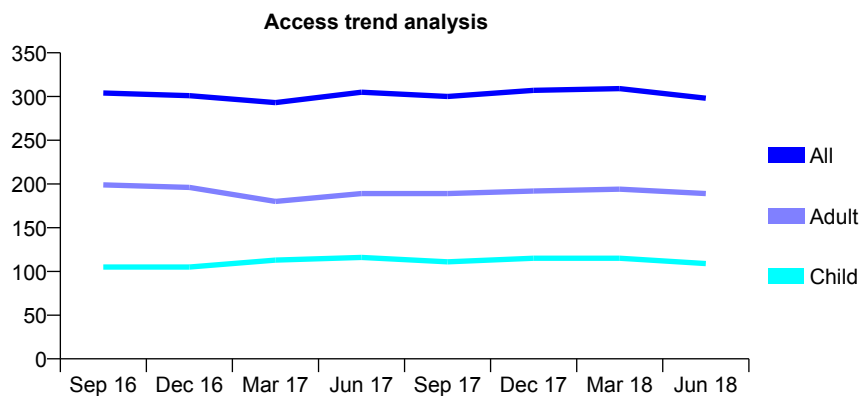
Q62 - Vital Signs At a Glance Contract Report for 909114/0001 - June 2018

Name or company name	MR PA CASPERSONN
Contract type name	GDS Contract
Purpose of contract	General
Contract start date	01/04/2006
Contract end date	

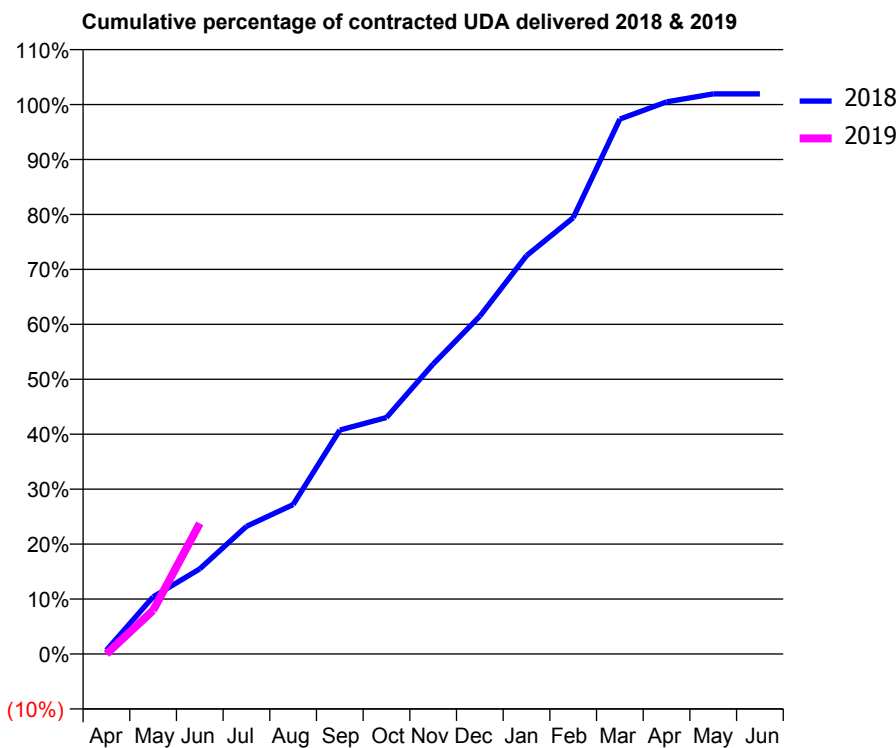
18/19 Contracted general activity (UDA)	1,725
Carry forward general activity (UDA)	0
18/19 Contracted orthodontic activity (UOA)	0
Carry forward orthodontic activity (UOA)	0
Baseline contract value	£54,812.42

ACCESS*

Patients seen in 24 months	Total	Change since previous quarter
Quarter ending June 2017	305	
Quarter ending September 2017	300	↓
Quarter ending December 2017	307	↑
Quarter ending March 2018	309	→
Quarter ending June 2018	298	↓
Variance since June 2017	(2.3%)	↓



ACTIVITY



Adjusted Scheduled Activity (UDA)		
Month	2018	2019
April	12	0
May	179	137
June	267	410
July	401	
August	469	
September	703	
October	742	
November	910	
December	1,060	
January	1,250	
February	1,369	
March	1,679	
April	1,733	
May	1,758	
June	1,758	

QUALITY

	Quantity	Base Number	Contract	AT	Region	England
% of FP17s for the same patient ID Re-attending within 3 months - Children	0	33	0.0%	9.9%	11.5%	11.5%
% of FP17s for the same patient ID Re-attending within 3 months - Adults	15	63	23.8%	15.7%	16.6%	15.4%
% of FP17s for the same patient ID Re-attending between 3 & 9 months - Children	23	33	69.7%	48.8%	48.8%	58.9%
% of FP17s for the same patient ID Re-attending between 3 & 9 months - Adults	24	63	38.1%	38.6%	39.3%	51.6%
% of FP17s for Band 1 Urgent Courses	0	80	0.0%	11.0%	10.6%	8.9%
% of FP17s Relating to Free Repair or Replacements	0	80	0.0%	0.5%	0.5%	0.8%
% of FP17s Relating to Continuations	0	80	0.0%	0.5%	0.7%	0.9%
% of Patients satisfied with the dentistry they have received	1	1	N/A	88.4%	90.4%	93.2%
% of Patients satisfied with the time they had to wait for an appointment	1	1	N/A	83.8%	85.3%	88.8%

* This is based on patients treated on this contract for their most recent course of treatment. Figures in italics indicate the base number of FP17s or Patient Questionnaire responses are less than 100. N/A is shown where the base number of responses is less than 10 during the period. % is calculated as Quantity/Base number*100

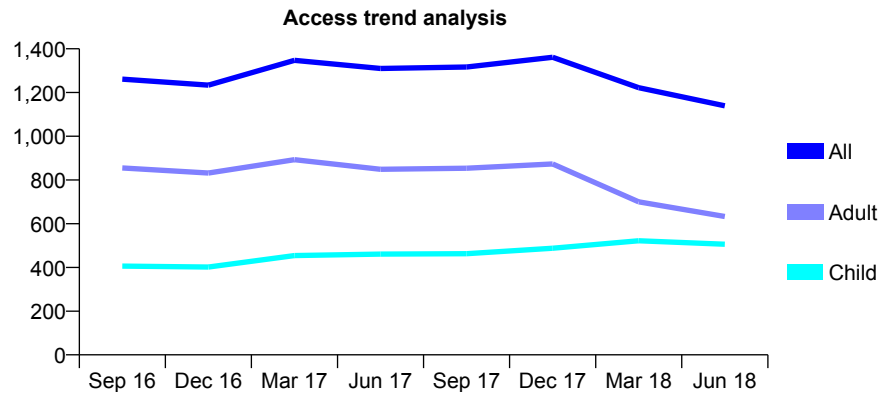
Q62 - Vital Signs At a Glance Contract Report for 909890/0001 - June 2018

Name or company name	MR BS AL-NAHER
Contract type name	GDS Contract
Purpose of contract	General
Contract start date	01/04/2006
Contract end date	

18/19 Contracted general activity (UDA)	4,680
Carry forward general activity (UDA)	0
18/19 Contracted orthodontic activity (UOA)	0
Carry forward orthodontic activity (UOA)	0
Baseline contract value	£148,597.82

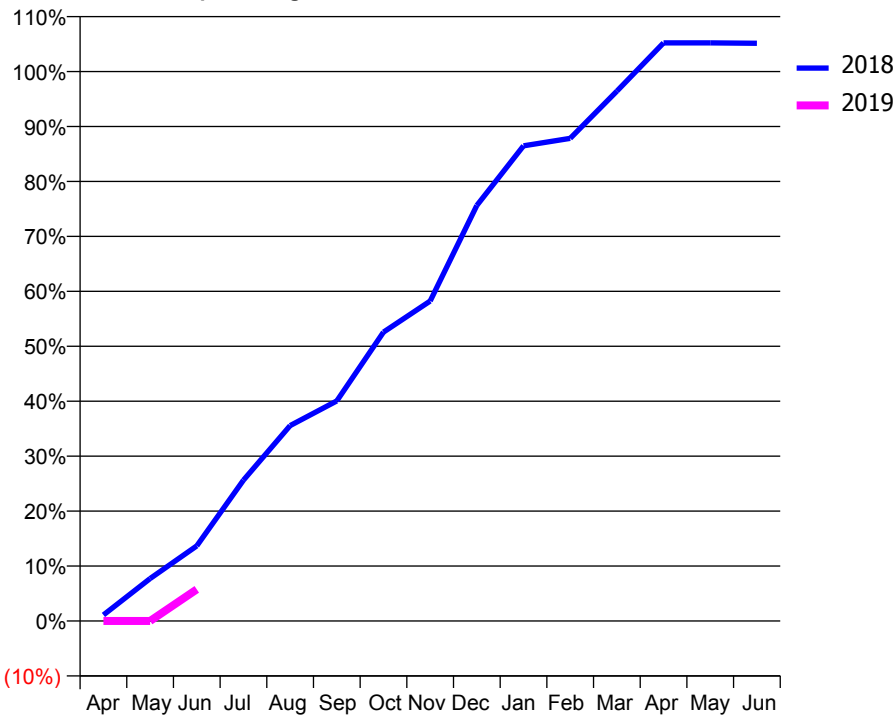
ACCESS*

Patients seen in 24 months	Total	Change since previous quarter
Quarter ending June 2017	1,310	
Quarter ending September 2017	1,317	→
Quarter ending December 2017	1,361	↑
Quarter ending March 2018	1,222	↓
Quarter ending June 2018	1,139	↓
Variance since June 2017	(13.1%)	↓



ACTIVITY

Cumulative percentage of contracted UDA delivered 2018 & 2019



Month	Adjusted Scheduled Activity (UDA)	
	2018	2019
April	52	0
May	362	0
June	640	270
July	1,200	
August	1,664	
September	1,875	
October	2,460	
November	2,725	
December	3,539	
January	4,047	
February	4,110	
March	4,513	
April	4,924	
May	4,924	
June	4,921	

QUALITY

	Quantity	Base Number	Contract	AT	Region	England
% of FP17s for the same patient ID Re-attending within 3 months - Children	9	142	6.3%	9.9%	11.5%	11.5%
% of FP17s for the same patient ID Re-attending within 3 months - Adults	23	117	19.7%	15.7%	16.6%	15.4%
% of FP17s for the same patient ID Re-attending between 3 & 9 months - Children	73	142	51.4%	48.8%	48.8%	58.9%
% of FP17s for the same patient ID Re-attending between 3 & 9 months - Adults	47	117	40.2%	38.6%	39.3%	51.6%
% of FP17s for Band 1 Urgent Courses	10	105	9.5%	11.0%	10.6%	8.9%
% of FP17s Relating to Free Repair or Replacements	0	105	0.0%	0.5%	0.5%	0.8%
% of FP17s Relating to Continuations	0	105	0.0%	0.5%	0.7%	0.9%
% of Patients satisfied with the dentistry they have received	0	0	N/A	88.4%	90.4%	93.2%
% of Patients satisfied with the time they had to wait for an appointment	0	0	N/A	83.8%	85.3%	88.8%

* This is based on patients treated on this contract for their most recent course of treatment. Figures in italics indicate the base number of FP17s or Patient Questionnaire responses are less than 100. N/A is shown where the base number of responses is less than 10 during the period. % is calculated as Quantity/Base number*100

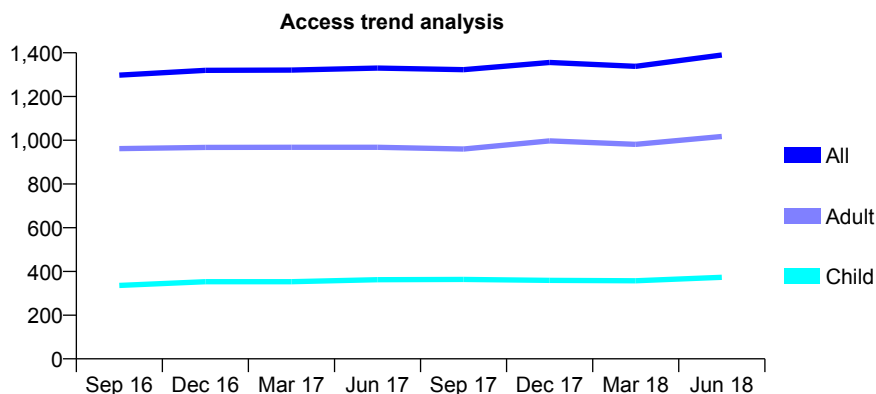
Q62 - Vital Signs At a Glance Contract Report for 910309/0001 - June 2018

Name or company name	MR AN LEUNG
Contract type name	GDS Contract
Purpose of contract	General
Contract start date	01/04/2006
Contract end date	

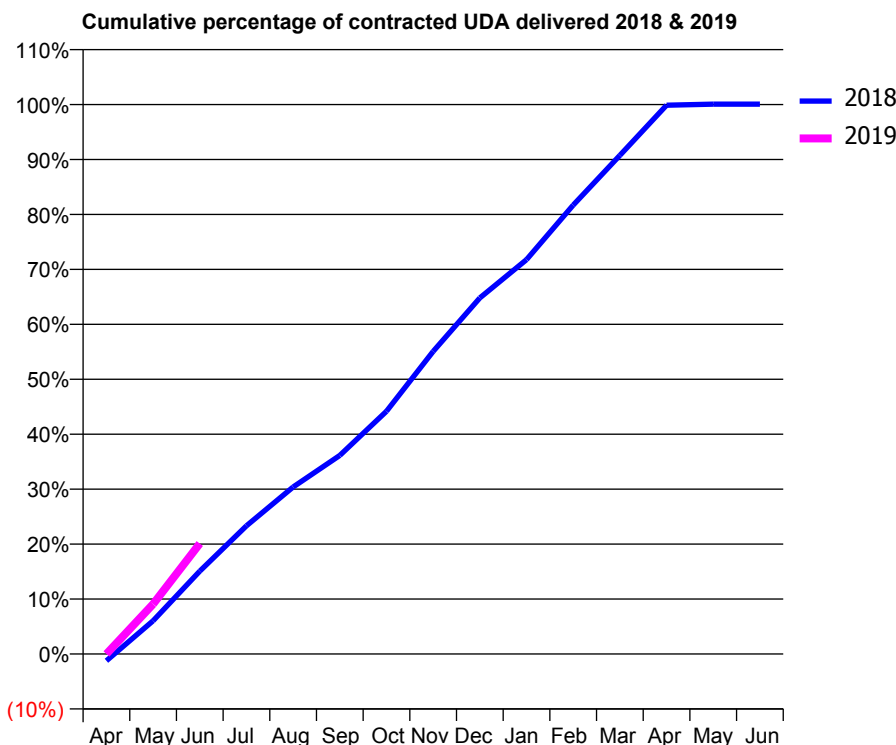
18/19 Contracted general activity (UDA)	9,600
Carry forward general activity (UDA)	0
18/19 Contracted orthodontic activity (UOA)	0
Carry forward orthodontic activity (UOA)	0
Baseline contract value	£333,849.55

ACCESS*

Patients seen in 24 months	Total	Change since previous quarter
Quarter ending June 2017	1,330	
Quarter ending September 2017	1,323	→
Quarter ending December 2017	1,356	↑
Quarter ending March 2018	1,338	↓
Quarter ending June 2018	1,390	↑
Variance since June 2017	4.5%	↑



ACTIVITY



Month	Adjusted Scheduled Activity (UDA)	
	2018	2019
April	-119	0
May	582	873
June	1,447	1,930
July	2,240	
August	2,918	
September	3,471	
October	4,241	
November	5,288	
December	6,220	
January	6,890	
February	7,842	
March	8,711	
April	9,588	
May	9,606	
June	9,606	

QUALITY

	Quantity	Base Number	Contract	AT	Region	England
% of FP17s for the same patient ID Re-attending within 3 months - Children	18	144	12.5%	9.9%	11.5%	11.5%
% of FP17s for the same patient ID Re-attending within 3 months - Adults	62	370	16.8%	15.7%	16.6%	15.4%
% of FP17s for the same patient ID Re-attending between 3 & 9 months - Children	58	144	40.3%	48.8%	48.8%	58.9%
% of FP17s for the same patient ID Re-attending between 3 & 9 months - Adults	150	370	40.5%	38.6%	39.3%	51.6%
% of FP17s for Band 1 Urgent Courses	34	337	10.1%	11.0%	10.6%	8.9%
% of FP17s Relating to Free Repair or Replacements	0	337	0.0%	0.5%	0.5%	0.8%
% of FP17s Relating to Continuations	3	337	0.9%	0.5%	0.7%	0.9%
% of Patients satisfied with the dentistry they have received	0	0	N/A	88.4%	90.4%	93.2%
% of Patients satisfied with the time they had to wait for an appointment	0	0	N/A	83.8%	85.3%	88.8%

* This is based on patients treated on this contract for their most recent course of treatment. Figures in italics indicate the base number of FP17s or Patient Questionnaire responses are less than 100. N/A is shown where the base number of responses is less than 10 during the period. % is calculated as Quantity/Base number*100

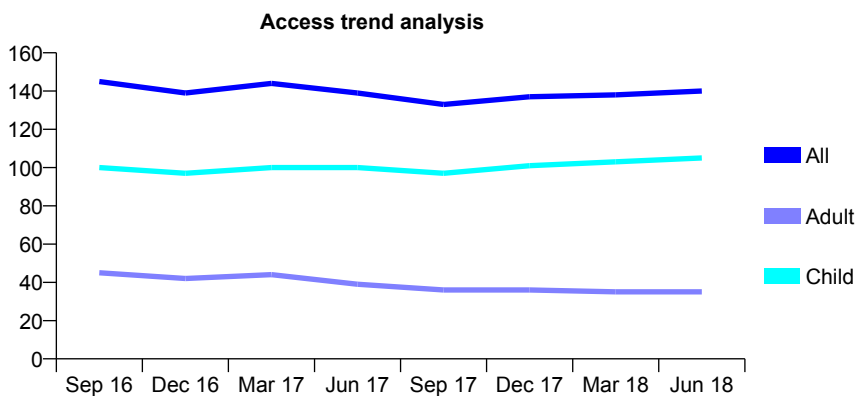
Q62 - Vital Signs At a Glance Contract Report for 916412/0001 - June 2018

Name or company name	MR MS LEE
Contract type name	GDS Contract
Purpose of contract	General
Contract start date	01/04/2006
Contract end date	

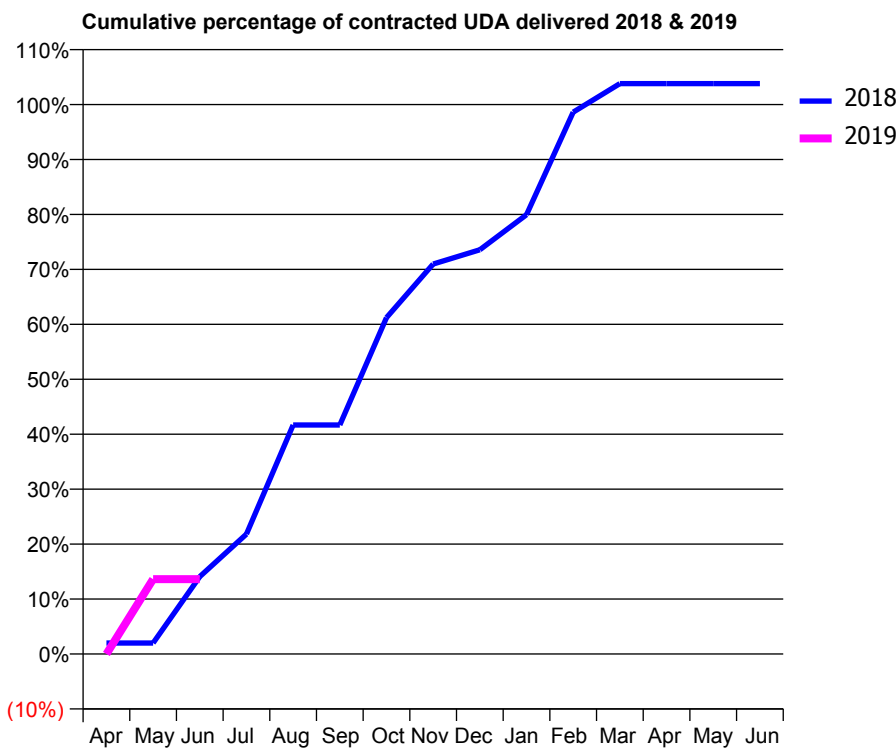
18/19 Contracted general activity (UDA)	348
Carry forward general activity (UDA)	0
18/19 Contracted orthodontic activity (UOA)	0
Carry forward orthodontic activity (UOA)	0
Baseline contract value	£9,037.23

ACCESS*

Patients seen in 24 months	Total	Change since previous quarter
Quarter ending June 2017	139	
Quarter ending September 2017	133	↓
Quarter ending December 2017	137	↑
Quarter ending March 2018	138	→
Quarter ending June 2018	140	→
Variance since June 2017	0.7%	→



ACTIVITY



Month	Adjusted Scheduled Activity (UDA)	
	2018	2019
April	7	0
May	7	47
June	49	47
July	76	
August	145	
September	145	
October	213	
November	247	
December	256	
January	278	
February	343	
March	361	
April	361	
May	361	
June	361	

QUALITY

	Quantity	Base Number	Contract	AT	Region	England
% of FP17s for the same patient ID Re-attending within 3 months - Children	0	15	0.0%	9.9%	11.5%	11.5%
% of FP17s for the same patient ID Re-attending within 3 months - Adults	0	4	0.0%	15.7%	16.6%	15.4%
% of FP17s for the same patient ID Re-attending between 3 & 9 months - Children	3	15	20.0%	48.8%	48.8%	58.9%
% of FP17s for the same patient ID Re-attending between 3 & 9 months - Adults	2	4	50.0%	38.6%	39.3%	51.6%
% of FP17s for Band 1 Urgent Courses	2	19	10.5%	11.0%	10.6%	8.9%
% of FP17s Relating to Free Repair or Replacements	0	19	0.0%	0.5%	0.5%	0.8%
% of FP17s Relating to Continuations	0	19	0.0%	0.5%	0.7%	0.9%
% of Patients satisfied with the dentistry they have received	0	0	N/A	88.4%	90.4%	93.2%
% of Patients satisfied with the time they had to wait for an appointment	0	0	N/A	83.8%	85.3%	88.8%

* This is based on patients treated on this contract for their most recent course of treatment. Figures in italics indicate the base number of FP17s or Patient Questionnaire responses are less than 100. N/A is shown where the base number of responses is less than 10 during the period. % is calculated as Quantity/Base number*100

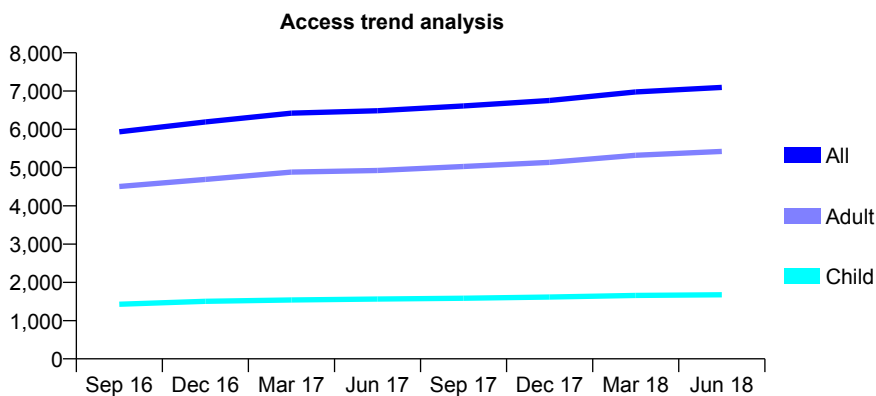
Q62 - Vital Signs At a Glance Contract Report for 918628/0001 - June 2018

Name or company name	MR P VAID
Contract type name	GDS Contract
Purpose of contract	General
Contract start date	01/04/2006
Contract end date	

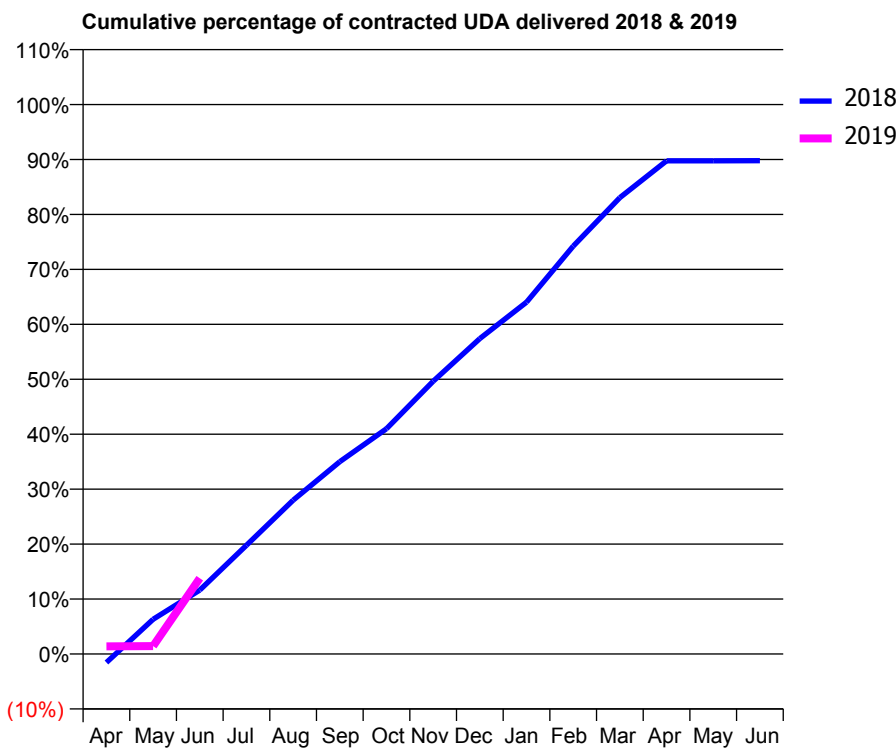
18/19 Contracted general activity (UDA)	23,527
Carry forward general activity (UDA)	0
18/19 Contracted orthodontic activity (UOA)	0
Carry forward orthodontic activity (UOA)	0
Baseline contract value	£735,167.11

ACCESS*

Patients seen in 24 months	Total	Change since previous quarter
Quarter ending June 2017	6,486	
Quarter ending September 2017	6,611	→
Quarter ending December 2017	6,753	↑
Quarter ending March 2018	6,977	↑
Quarter ending June 2018	7,096	→
Variance since June 2017	9.4%	↑



ACTIVITY



Adjusted Scheduled Activity (UDA)		
Month	2018	2019
April	-371	329
May	1,487	339
June	2,738	3,244
July	4,656	
August	6,588	
September	8,237	
October	9,648	
November	11,676	
December	13,505	
January	15,066	
February	17,463	
March	19,537	
April	21,114	
May	21,115	
June	21,122	

QUALITY

	Quantity	Base Number	Contract	AT	Region	England
% of FP17s for the same patient ID Re-attending within 3 months - Children	38	499	7.6%	9.9%	11.5%	11.5%
% of FP17s for the same patient ID Re-attending within 3 months - Adults	227	1,404	16.2%	15.7%	16.6%	15.4%
% of FP17s for the same patient ID Re-attending between 3 & 9 months - Children	243	499	48.7%	48.8%	48.8%	58.9%
% of FP17s for the same patient ID Re-attending between 3 & 9 months - Adults	523	1,404	37.3%	38.6%	39.3%	51.6%
% of FP17s for Band 1 Urgent Courses	189	1,298	14.6%	11.0%	10.6%	8.9%
% of FP17s Relating to Free Repair or Replacements	10	1,298	0.8%	0.5%	0.5%	0.8%
% of FP17s Relating to Continuations	3	1,298	0.2%	0.5%	0.7%	0.9%
% of Patients satisfied with the dentistry they have received	0	1	N/A	88.4%	90.4%	93.2%
% of Patients satisfied with the time they had to wait for an appointment	0	1	N/A	83.8%	85.3%	88.8%

* This is based on patients treated on this contract for their most recent course of treatment. Figures in italics indicate the base number of FP17s or Patient Questionnaire responses are less than 100. N/A is shown where the base number of responses is less than 10 during the period. % is calculated as Quantity/Base number*100

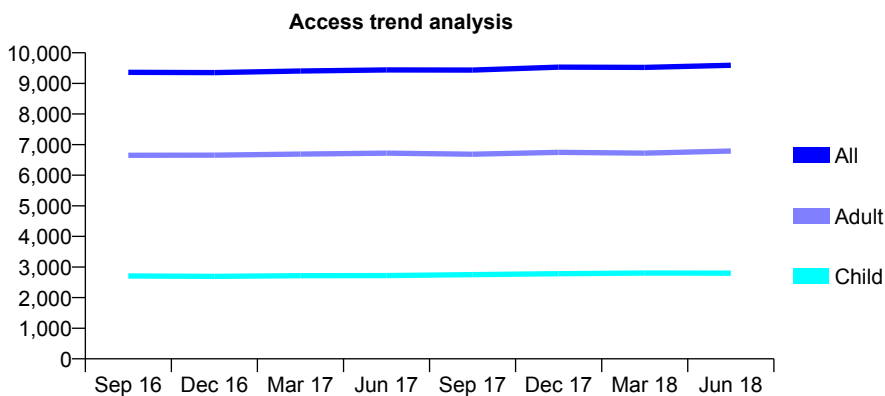
Q62 - Vital Signs At a Glance Contract Report for 920568/0002 - June 2018

Name or company name	MR JS BAINS
Contract type name	GDS Contract
Purpose of contract	General
Contract start date	01/05/2009
Contract end date	

18/19 Contracted general activity (UDA)	33,294
Carry forward general activity (UDA)	0
18/19 Contracted orthodontic activity (UOA)	0
Carry forward orthodontic activity (UOA)	0
Baseline contract value	£951,429.03

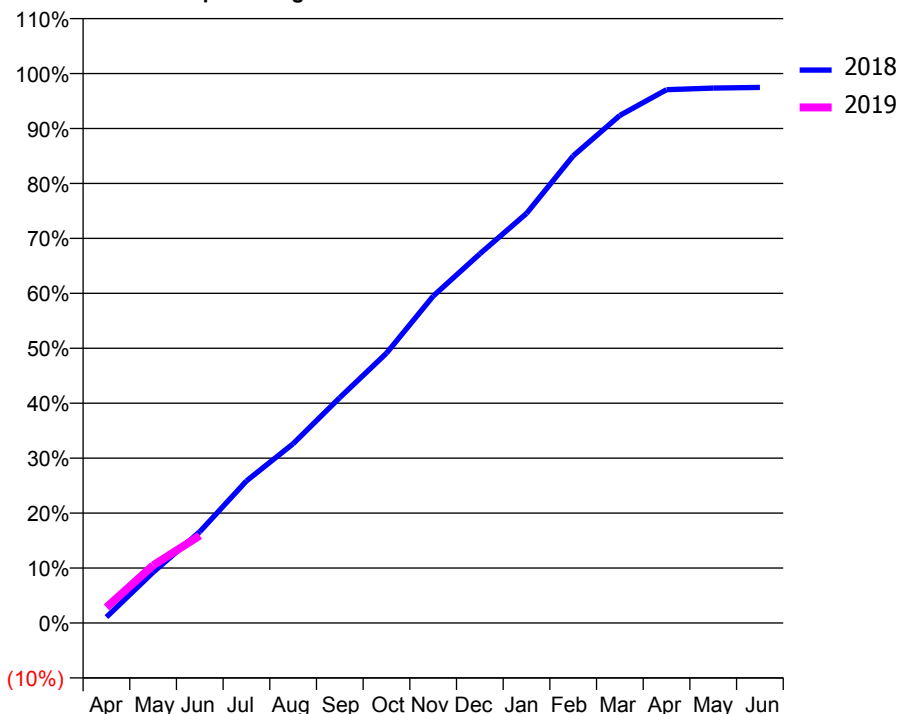
ACCESS*

Patients seen in 24 months	Total	Change since previous quarter
Quarter ending June 2017	9,440	
Quarter ending September 2017	9,436	→
Quarter ending December 2017	9,530	→
Quarter ending March 2018	9,524	→
Quarter ending June 2018	9,593	→
Variance since June 2017	1.6%	→



ACTIVITY

Cumulative percentage of contracted UDA delivered 2018 & 2019



Month	Adjusted Scheduled Activity (UDA)	
	2018	2019
April	358	953
May	3,074	3,493
June	5,534	5,293
July	8,611	
August	10,864	
September	13,658	
October	16,347	
November	19,805	
December	22,366	
January	24,812	
February	28,305	
March	30,753	
April	32,314	
May	32,407	
June	32,452	

QUALITY

	Quantity	Base Number	Contract	AT	Region	England
% of FP17s for the same patient ID Re-attending within 3 months - Children	98	779	12.6%	9.9%	11.5%	11.5%
% of FP17s for the same patient ID Re-attending within 3 months - Adults	472	1,800	26.2%	15.7%	16.6%	15.4%
% of FP17s for the same patient ID Re-attending between 3 & 9 months - Children	350	779	44.9%	48.8%	48.8%	58.9%
% of FP17s for the same patient ID Re-attending between 3 & 9 months - Adults	440	1,800	24.4%	38.6%	39.3%	51.6%
% of FP17s for Band 1 Urgent Courses	500	2,011	24.9%	11.0%	10.6%	8.9%
% of FP17s Relating to Free Repair or Replacements	13	2,011	0.6%	0.5%	0.5%	0.8%
% of FP17s Relating to Continuations	11	2,011	0.5%	0.5%	0.7%	0.9%
% of Patients satisfied with the dentistry they have received	10	11	90.9%	88.4%	90.4%	93.2%
% of Patients satisfied with the time they had to wait for an appointment	9	11	81.8%	83.8%	85.3%	88.8%

* This is based on patients treated on this contract for their most recent course of treatment. Figures in italics indicate the base number of FP17s or Patient Questionnaire responses are less than 100. N/A is shown where the base number of responses is less than 10 during the period. % is calculated as Quantity/Base number*100

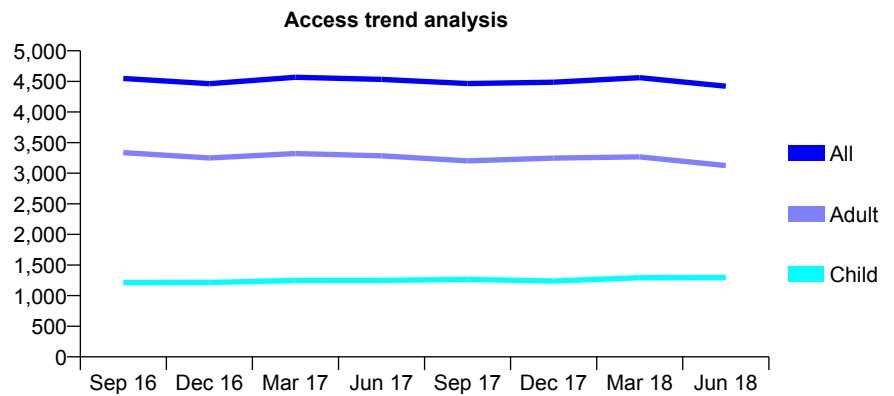
Q62 - Vital Signs At a Glance Contract Report for 921521/0001 - June 2018

Name or company name	MR RK AGGARWAL
Contract type name	GDS Contract
Purpose of contract	General
Contract start date	01/04/2006
Contract end date	

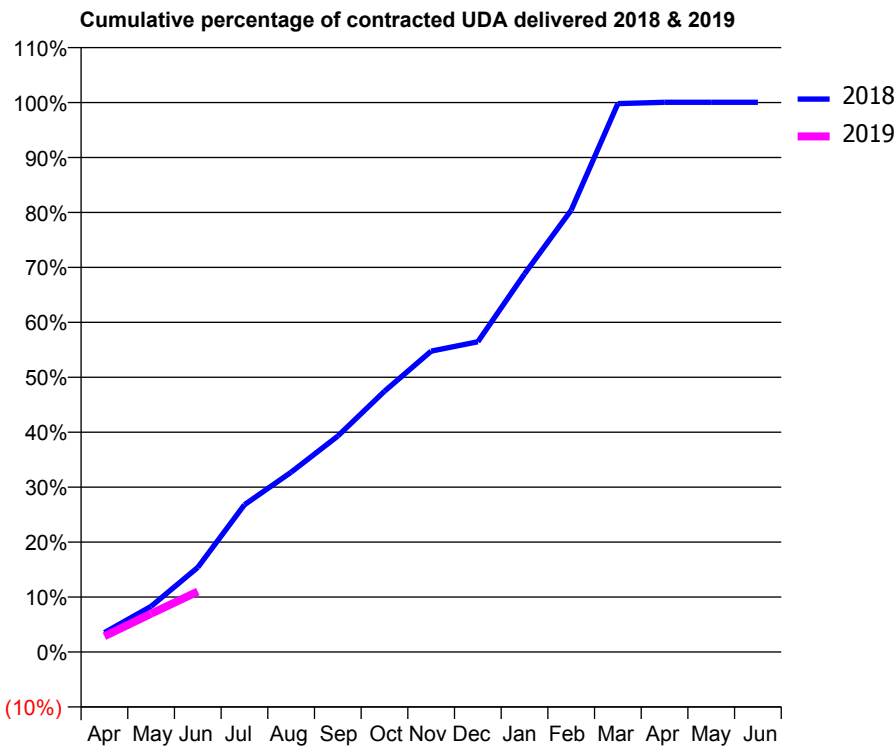
18/19 Contracted general activity (UDA)	10,579
Carry forward general activity (UDA)	0
18/19 Contracted orthodontic activity (UOA)	0
Carry forward orthodontic activity (UOA)	0
Baseline contract value	£296,316.09

ACCESS*

Patients seen in 24 months	Total	Change since previous quarter
Quarter ending June 2017	4,533	
Quarter ending September 2017	4,466	↓
Quarter ending December 2017	4,486	→
Quarter ending March 2018	4,560	→
Quarter ending June 2018	4,421	↓
Variance since June 2017	(2.5%)	↓



ACTIVITY



Month	Adjusted Scheduled Activity (UDA)	
	2018	2019
April	374	305
May	879	737
June	1,630	1,165
July	2,837	
August	3,462	
September	4,157	
October	5,020	
November	5,792	
December	5,972	
January	7,279	
February	8,505	
March	10,557	
April	10,583	
May	10,583	
June	10,584	

QUALITY

	Quantity	Base Number	Contract	AT	Region	England
% of FP17s for the same patient ID Re-attending within 3 months - Children	13	211	6.2%	9.9%	11.5%	11.5%
% of FP17s for the same patient ID Re-attending within 3 months - Adults	19	325	5.8%	15.7%	16.6%	15.4%
% of FP17s for the same patient ID Re-attending between 3 & 9 months - Children	80	211	37.9%	48.8%	48.8%	58.9%
% of FP17s for the same patient ID Re-attending between 3 & 9 months - Adults	106	325	32.6%	38.6%	39.3%	51.6%
% of FP17s for Band 1 Urgent Courses	11	516	2.1%	11.0%	10.6%	8.9%
% of FP17s Relating to Free Repair or Replacements	1	516	0.2%	0.5%	0.5%	0.8%
% of FP17s Relating to Continuations	4	516	0.8%	0.5%	0.7%	0.9%
% of Patients satisfied with the dentistry they have received	4	5	N/A	88.4%	90.4%	93.2%
% of Patients satisfied with the time they had to wait for an appointment	5	5	N/A	83.8%	85.3%	88.8%

* This is based on patients treated on this contract for their most recent course of treatment. Figures in italics indicate the base number of FP17s or Patient Questionnaire responses are less than 100. N/A is shown where the base number of responses is less than 10 during the period. % is calculated as Quantity/Base number*100

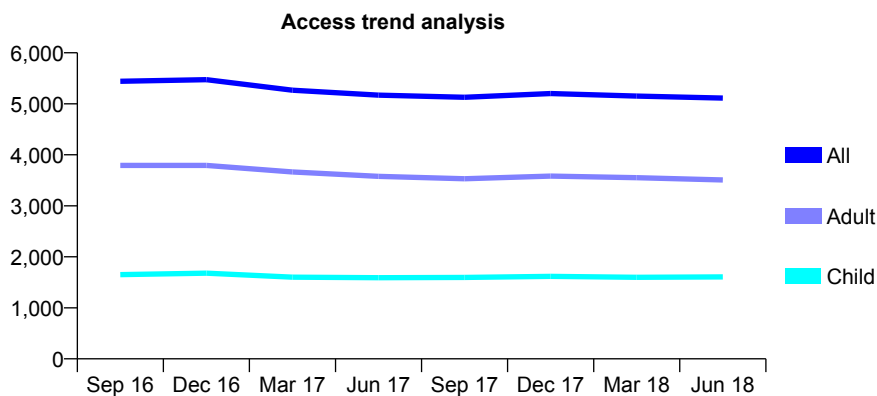
Q62 - Vital Signs At a Glance Contract Report for 921645/0002 - June 2018

Name or company name	Brightsmile Dental Care (Isleworth)
Contract type name	GDS Contract
Purpose of contract	General
Contract start date	01/04/2006
Contract end date	

18/19 Contracted general activity (UDA)	14,320
Carry forward general activity (UDA)	0
18/19 Contracted orthodontic activity (UOA)	0
Carry forward orthodontic activity (UOA)	0
Baseline contract value	£443,963.43

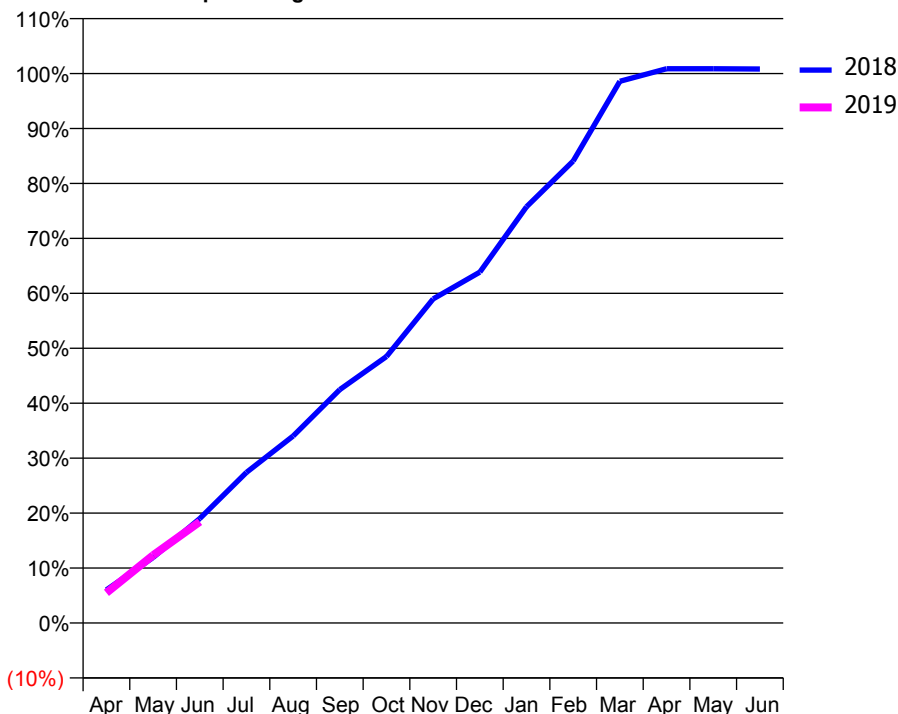
ACCESS*

Patients seen in 24 months	Total	Change since previous quarter
Quarter ending June 2017	5,169	
Quarter ending September 2017	5,128	→
Quarter ending December 2017	5,200	→
Quarter ending March 2018	5,151	→
Quarter ending June 2018	5,113	→
Variance since June 2017	(1.1%)	↓



ACTIVITY

Cumulative percentage of contracted UDA delivered 2018 & 2019



Month	Adjusted Scheduled Activity (UDA)	
	2018	2019
April	863	788
May	1,707	1,769
June	2,721	2,639
July	3,926	
August	4,875	
September	6,084	
October	6,946	
November	8,446	
December	9,146	
January	10,846	
February	12,040	
March	14,118	
April	14,445	
May	14,444	
June	14,438	

QUALITY

	Quantity	Base Number	Contract	AT	Region	England
% of FP17s for the same patient ID Re-attending within 3 months - Children	19	430	4.4%	9.9%	11.5%	11.5%
% of FP17s for the same patient ID Re-attending within 3 months - Adults	88	829	10.6%	15.7%	16.6%	15.4%
% of FP17s for the same patient ID Re-attending between 3 & 9 months - Children	205	430	47.7%	48.8%	48.8%	58.9%
% of FP17s for the same patient ID Re-attending between 3 & 9 months - Adults	387	829	46.7%	38.6%	39.3%	51.6%
% of FP17s for Band 1 Urgent Courses	76	1,130	6.7%	11.0%	10.6%	8.9%
% of FP17s Relating to Free Repair or Replacements	7	1,130	0.6%	0.5%	0.5%	0.8%
% of FP17s Relating to Continuations	2	1,130	0.2%	0.5%	0.7%	0.9%
% of Patients satisfied with the dentistry they have received	10	10	100.0%	88.4%	90.4%	93.2%
% of Patients satisfied with the time they had to wait for an appointment	7	10	70.0%	83.8%	85.3%	88.8%

* This is based on patients treated on this contract for their most recent course of treatment. Figures in italics indicate the base number of FP17s or Patient Questionnaire responses are less than 100. N/A is shown where the base number of responses is less than 10 during the period. % is calculated as Quantity/Base number*100

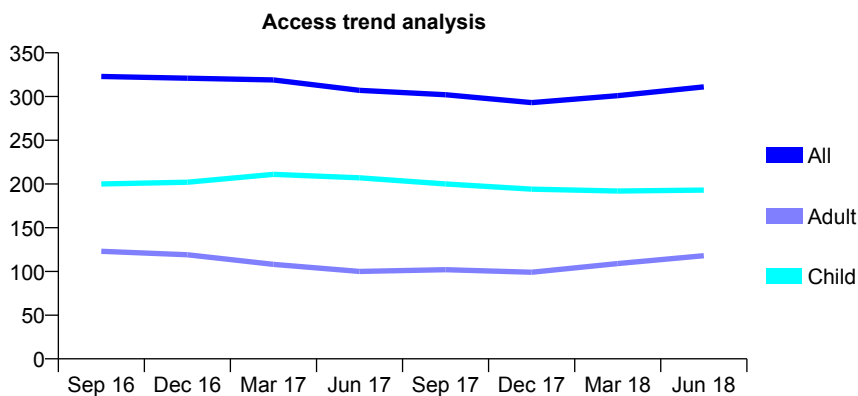
Q62 - Vital Signs At a Glance Contract Report for 923311/0001 - June 2018

Name or company name	MR N SHAH
Contract type name	GDS Contract
Purpose of contract	General
Contract start date	01/07/2012
Contract end date	

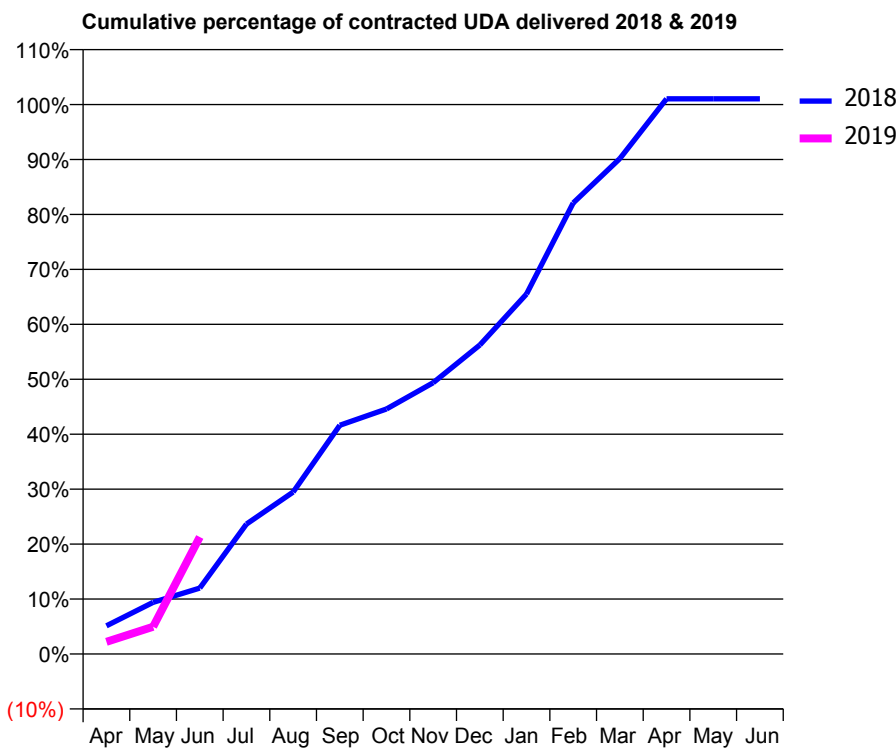
18/19 Contracted general activity (UDA)	585
Carry forward general activity (UDA)	0
18/19 Contracted orthodontic activity (UOA)	0
Carry forward orthodontic activity (UOA)	0
Baseline contract value	£13,950.72

ACCESS*

Patients seen in 24 months	Total	Change since previous quarter
Quarter ending June 2017	307	
Quarter ending September 2017	302	↓
Quarter ending December 2017	293	↓
Quarter ending March 2018	301	↑
Quarter ending June 2018	311	↑
Variance since June 2017	1.3%	→



ACTIVITY



Adjusted Scheduled Activity (UDA)		
Month	2018	2019
April	30	13
May	55	29
June	70	125
July	138	
August	172	
September	244	
October	261	
November	289	
December	329	
January	383	
February	480	
March	527	
April	591	
May	591	
June	591	

QUALITY

	Quantity	Base Number	Contract	AT	Region	England
% of FP17s for the same patient ID Re-attending within 3 months - Children	6	62	9.7%	9.9%	11.5%	11.5%
% of FP17s for the same patient ID Re-attending within 3 months - Adults	1	33	3.0%	15.7%	16.6%	15.4%
% of FP17s for the same patient ID Re-attending between 3 & 9 months - Children	29	62	46.8%	48.8%	48.8%	58.9%
% of FP17s for the same patient ID Re-attending between 3 & 9 months - Adults	11	33	33.3%	38.6%	39.3%	51.6%
% of FP17s for Band 1 Urgent Courses	3	72	4.2%	11.0%	10.6%	8.9%
% of FP17s Relating to Free Repair or Replacements	0	72	0.0%	0.5%	0.5%	0.8%
% of FP17s Relating to Continuations	0	72	0.0%	0.5%	0.7%	0.9%
% of Patients satisfied with the dentistry they have received	0	0	N/A	88.4%	90.4%	93.2%
% of Patients satisfied with the time they had to wait for an appointment	0	0	N/A	83.8%	85.3%	88.8%

* This is based on patients treated on this contract for their most recent course of treatment. Figures in italics indicate the base number of FP17s or Patient Questionnaire responses are less than 100. N/A is shown where the base number of responses is less than 10 during the period. % is calculated as Quantity/Base number*100

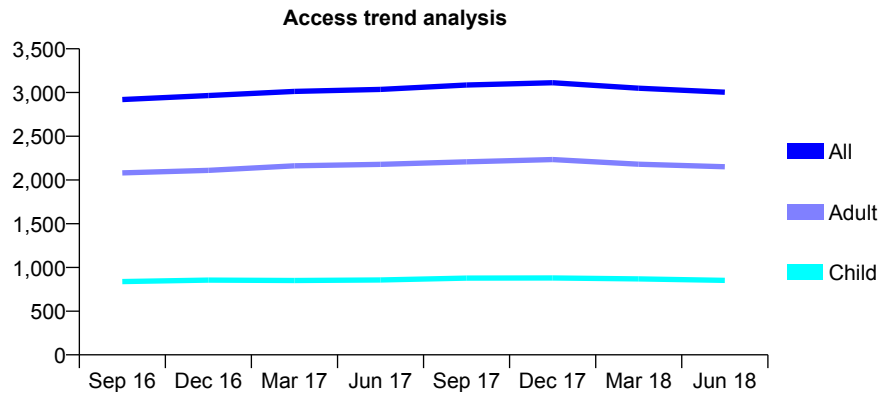
Q62 - Vital Signs At a Glance Contract Report for 927384/0001 - June 2018

Name or company name	MR M SHAH
Contract type name	GDS Contract
Purpose of contract	General
Contract start date	01/04/2006
Contract end date	

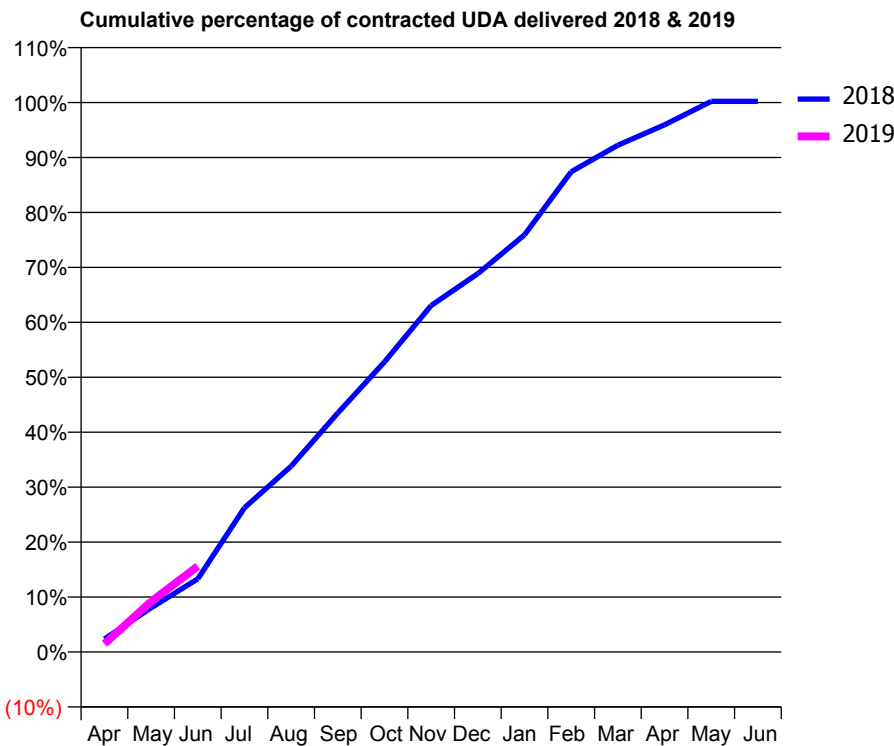
18/19 Contracted general activity (UDA)	8,775
Carry forward general activity (UDA)	0
18/19 Contracted orthodontic activity (UOA)	0
Carry forward orthodontic activity (UOA)	0
Baseline contract value	£229,669.19

ACCESS*

Patients seen in 24 months	Total	Change since previous quarter
Quarter ending June 2017	3,035	
Quarter ending September 2017	3,086	→
Quarter ending December 2017	3,112	→
Quarter ending March 2018	3,049	↓
Quarter ending June 2018	3,003	↓
Variance since June 2017	(1.1%)	↓



ACTIVITY



Adjusted Scheduled Activity (UDA)		
Month	2018	2019
April	208	132
May	706	805
June	1,167	1,370
July	2,304	
August	2,967	
September	3,818	
October	4,633	
November	5,534	
December	6,042	
January	6,661	
February	7,669	
March	8,092	
April	8,418	
May	8,794	
June	8,794	

QUALITY

	Quantity	Base Number	Contract	AT	Region	England
% of FP17s for the same patient ID Re-attending within 3 months - Children	10	267	3.7%	9.9%	11.5%	11.5%
% of FP17s for the same patient ID Re-attending within 3 months - Adults	78	650	12.0%	15.7%	16.6%	15.4%
% of FP17s for the same patient ID Re-attending between 3 & 9 months - Children	158	267	59.2%	48.8%	48.8%	58.9%
% of FP17s for the same patient ID Re-attending between 3 & 9 months - Adults	367	650	56.5%	38.6%	39.3%	51.6%
% of FP17s for Band 1 Urgent Courses	55	687	8.0%	11.0%	10.6%	8.9%
% of FP17s Relating to Free Repair or Replacements	6	687	0.9%	0.5%	0.5%	0.8%
% of FP17s Relating to Continuations	3	687	0.4%	0.5%	0.7%	0.9%
% of Patients satisfied with the dentistry they have received	6	6	N/A	88.4%	90.4%	93.2%
% of Patients satisfied with the time they had to wait for an appointment	6	6	N/A	83.8%	85.3%	88.8%

* This is based on patients treated on this contract for their most recent course of treatment. Figures in italics indicate the base number of FP17s or Patient Questionnaire responses are less than 100. N/A is shown where the base number of responses is less than 10 during the period. % is calculated as Quantity/Base number*100

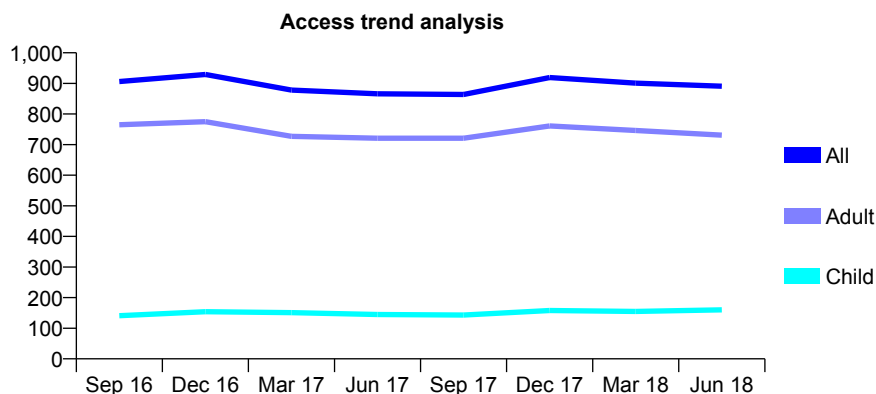
Q62 - Vital Signs At a Glance Contract Report for 929034/0001 - June 2018

Name or company name	Bhavish Thakrar and Jayesh Kotecha
Contract type name	GDS Contract
Purpose of contract	General
Contract start date	01/04/2006
Contract end date	

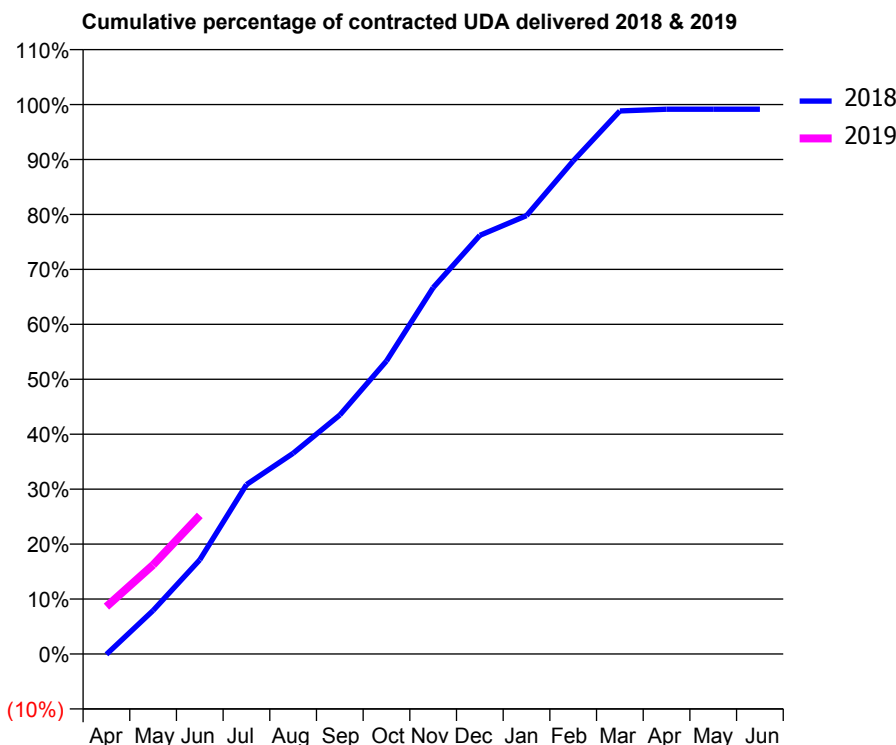
18/19 Contracted general activity (UDA)	3,378
Carry forward general activity (UDA)	0
18/19 Contracted orthodontic activity (UOA)	0
Carry forward orthodontic activity (UOA)	0
Baseline contract value	£108,110.46

ACCESS*

Patients seen in 24 months	Total	Change since previous quarter
Quarter ending June 2017	866	
Quarter ending September 2017	864	→
Quarter ending December 2017	919	↑
Quarter ending March 2018	901	↓
Quarter ending June 2018	891	↓
Variance since June 2017	2.9%	↑



ACTIVITY



Month	Adjusted Scheduled Activity (UDA)	
	2018	2019
April	-3	291
May	268	548
June	579	852
July	1,042	
August	1,234	
September	1,470	
October	1,802	
November	2,252	
December	2,574	
January	2,695	
February	3,031	
March	3,338	
April	3,349	
May	3,349	
June	3,349	

QUALITY

	Quantity	Base Number	Contract	AT	Region	England
% of FP17s for the same patient ID Re-attending within 3 months - Children	2	39	5.1%	9.9%	11.5%	11.5%
% of FP17s for the same patient ID Re-attending within 3 months - Adults	25	199	12.6%	15.7%	16.6%	15.4%
% of FP17s for the same patient ID Re-attending between 3 & 9 months - Children	16	39	41.0%	48.8%	48.8%	58.9%
% of FP17s for the same patient ID Re-attending between 3 & 9 months - Adults	89	199	44.7%	38.6%	39.3%	51.6%
% of FP17s for Band 1 Urgent Courses	12	230	5.2%	11.0%	10.6%	8.9%
% of FP17s Relating to Free Repair or Replacements	0	230	0.0%	0.5%	0.5%	0.8%
% of FP17s Relating to Continuations	0	230	0.0%	0.5%	0.7%	0.9%
% of Patients satisfied with the dentistry they have received	1	1	N/A	88.4%	90.4%	93.2%
% of Patients satisfied with the time they had to wait for an appointment	1	1	N/A	83.8%	85.3%	88.8%

* This is based on patients treated on this contract for their most recent course of treatment. Figures in italics indicate the base number of FP17s or Patient Questionnaire responses are less than 100. N/A is shown where the base number of responses is less than 10 during the period. % is calculated as Quantity/Base number*100

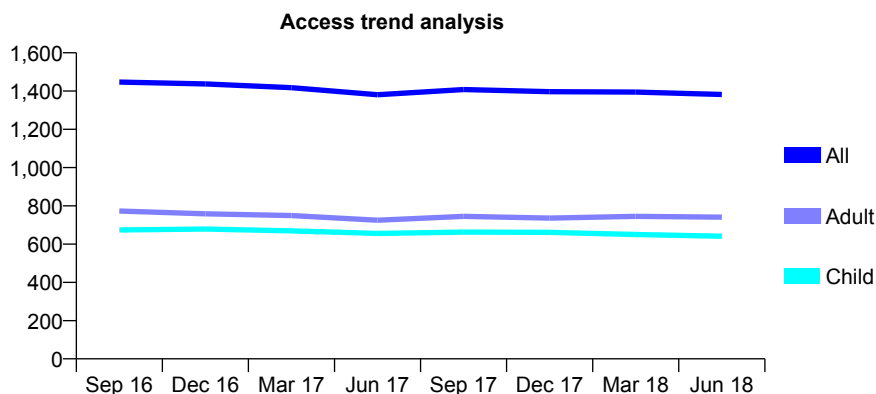
Q62 - Vital Signs At a Glance Contract Report for 929263/0001 - June 2018

Name or company name	MRS JM SRITHARAN
Contract type name	GDS Contract
Purpose of contract	General
Contract start date	01/04/2006
Contract end date	

18/19 Contracted general activity (UDA)	3,815
Carry forward general activity (UDA)	0
18/19 Contracted orthodontic activity (UOA)	0
Carry forward orthodontic activity (UOA)	0
Baseline contract value	£98,238.73

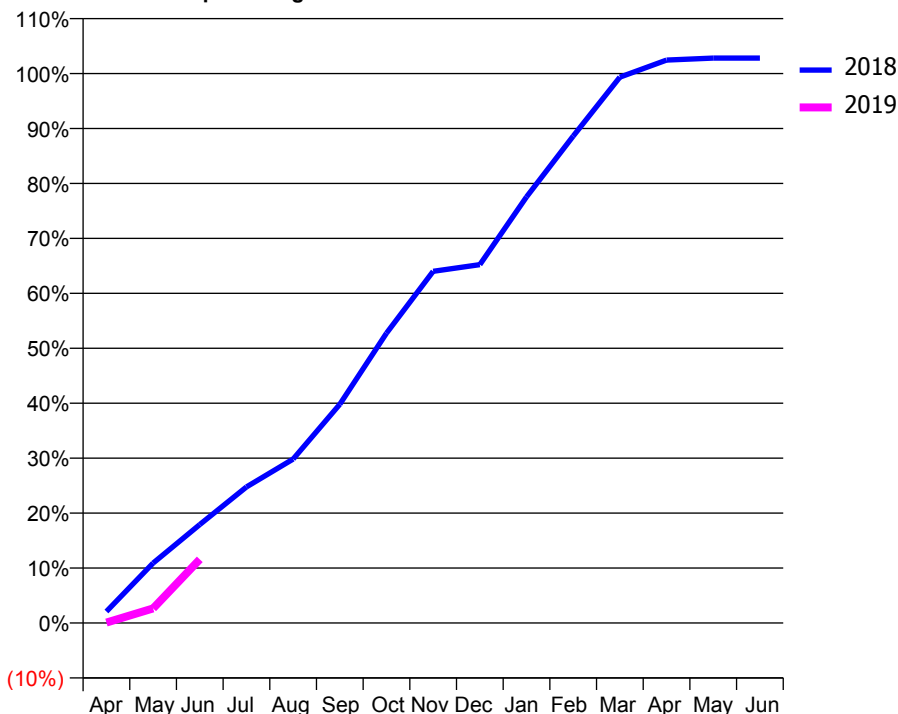
ACCESS*

Patients seen in 24 months	Total	Change since previous quarter
Quarter ending June 2017	1,381	
Quarter ending September 2017	1,408	→
Quarter ending December 2017	1,397	→
Quarter ending March 2018	1,395	→
Quarter ending June 2018	1,382	→
Variance since June 2017	0.1%	→



ACTIVITY

Cumulative percentage of contracted UDA delivered 2018 & 2019



Adjusted Scheduled Activity (UDA)

Month	2018	2019
April	80	3
May	416	101
June	684	442
July	945	
August	1,138	
September	1,519	
October	2,012	
November	2,442	
December	2,488	
January	2,958	
February	3,381	
March	3,790	
April	3,908	
May	3,922	
June	3,922	

QUALITY

	Quantity	Base Number	Contract	AT	Region	England
% of FP17s for the same patient ID Re-attending within 3 months - Children	1	78	1.3%	9.9%	11.5%	11.5%
% of FP17s for the same patient ID Re-attending within 3 months - Adults	9	86	10.5%	15.7%	16.6%	15.4%
% of FP17s for the same patient ID Re-attending between 3 & 9 months - Children	24	78	30.8%	48.8%	48.8%	58.9%
% of FP17s for the same patient ID Re-attending between 3 & 9 months - Adults	23	86	26.7%	38.6%	39.3%	51.6%
% of FP17s for Band 1 Urgent Courses	1	128	0.8%	11.0%	10.6%	8.9%
% of FP17s Relating to Free Repair or Replacements	0	128	0.0%	0.5%	0.5%	0.8%
% of FP17s Relating to Continuations	0	128	0.0%	0.5%	0.7%	0.9%
% of Patients satisfied with the dentistry they have received	3	3	N/A	88.4%	90.4%	93.2%
% of Patients satisfied with the time they had to wait for an appointment	2	3	N/A	83.8%	85.3%	88.8%

* This is based on patients treated on this contract for their most recent course of treatment. Figures in italics indicate the base number of FP17s or Patient Questionnaire responses are less than 100. N/A is shown where the base number of responses is less than 10 during the period. % is calculated as Quantity/Base number*100

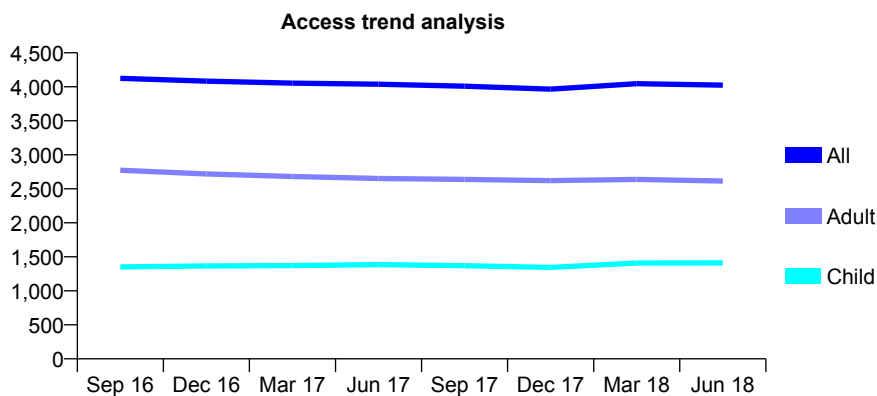
Q62 - Vital Signs At a Glance Contract Report for 933775/0001 - June 2018

Name or company name	MISS M VIJAYARAGHAVAN
Contract type name	GDS Contract
Purpose of contract	General
Contract start date	01/04/2006
Contract end date	

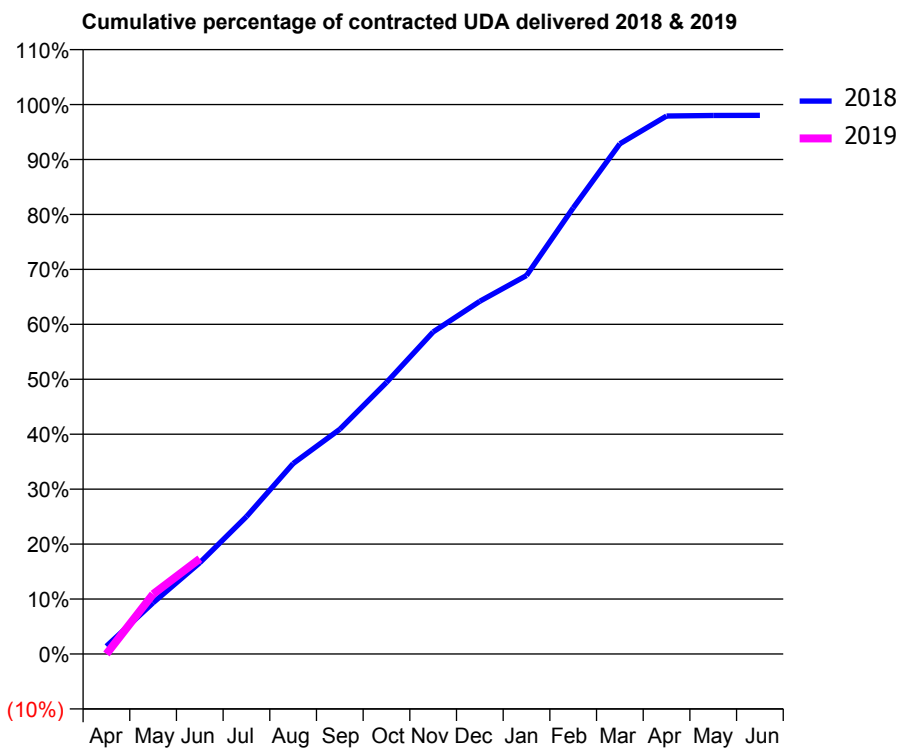
18/19 Contracted general activity (UDA)	9,700
Carry forward general activity (UDA)	0
18/19 Contracted orthodontic activity (UOA)	0
Carry forward orthodontic activity (UOA)	0
Baseline contract value	£263,879.24

ACCESS*

Patients seen in 24 months	Total	Change since previous quarter
Quarter ending June 2017	4,038	
Quarter ending September 2017	4,008	→
Quarter ending December 2017	3,965	↓
Quarter ending March 2018	4,047	↑
Quarter ending June 2018	4,025	→
Variance since June 2017	(0.3%)	→



ACTIVITY



Adjusted Scheduled Activity (UDA)		
Month	2018	2019
April	137	0
May	904	1,059
June	1,611	1,682
July	2,425	
August	3,363	
September	3,968	
October	4,794	
November	5,687	
December	6,227	
January	6,681	
February	7,875	
March	9,007	
April	9,496	
May	9,506	
June	9,508	

QUALITY

	Quantity	Base Number	Contract	AT	Region	England
% of FP17s for the same patient ID Re-attending within 3 months - Children	26	392	6.6%	9.9%	11.5%	11.5%
% of FP17s for the same patient ID Re-attending within 3 months - Adults	85	567	15.0%	15.7%	16.6%	15.4%
% of FP17s for the same patient ID Re-attending between 3 & 9 months - Children	175	392	44.6%	48.8%	48.8%	58.9%
% of FP17s for the same patient ID Re-attending between 3 & 9 months - Adults	154	567	27.2%	38.6%	39.3%	51.6%
% of FP17s for Band 1 Urgent Courses	84	769	10.9%	11.0%	10.6%	8.9%
% of FP17s Relating to Free Repair or Replacements	3	769	0.4%	0.5%	0.5%	0.8%
% of FP17s Relating to Continuations	15	769	2.0%	0.5%	0.7%	0.9%
% of Patients satisfied with the dentistry they have received	0	1	N/A	88.4%	90.4%	93.2%
% of Patients satisfied with the time they had to wait for an appointment	0	1	N/A	83.8%	85.3%	88.8%

* This is based on patients treated on this contract for their most recent course of treatment. Figures in italics indicate the base number of FP17s or Patient Questionnaire responses are less than 100. N/A is shown where the base number of responses is less than 10 during the period. % is calculated as Quantity/Base number*100

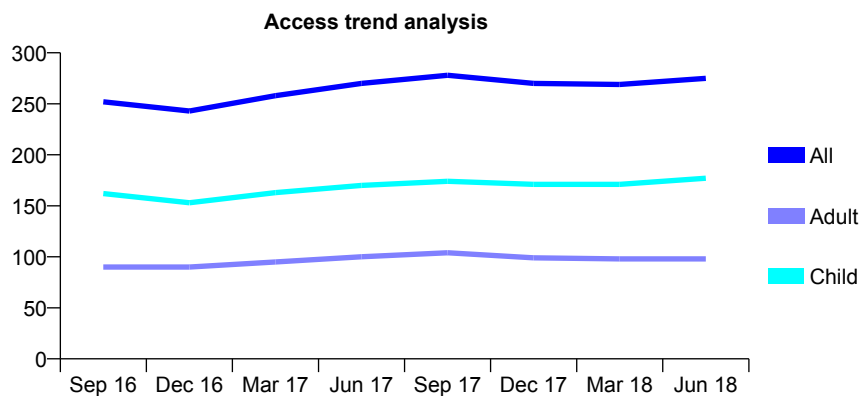
Q62 - Vital Signs At a Glance Contract Report for 934402/0002 - June 2018

Name or company name	MR M SHER
Contract type name	GDS Contract
Purpose of contract	General
Contract start date	25/04/2011
Contract end date	

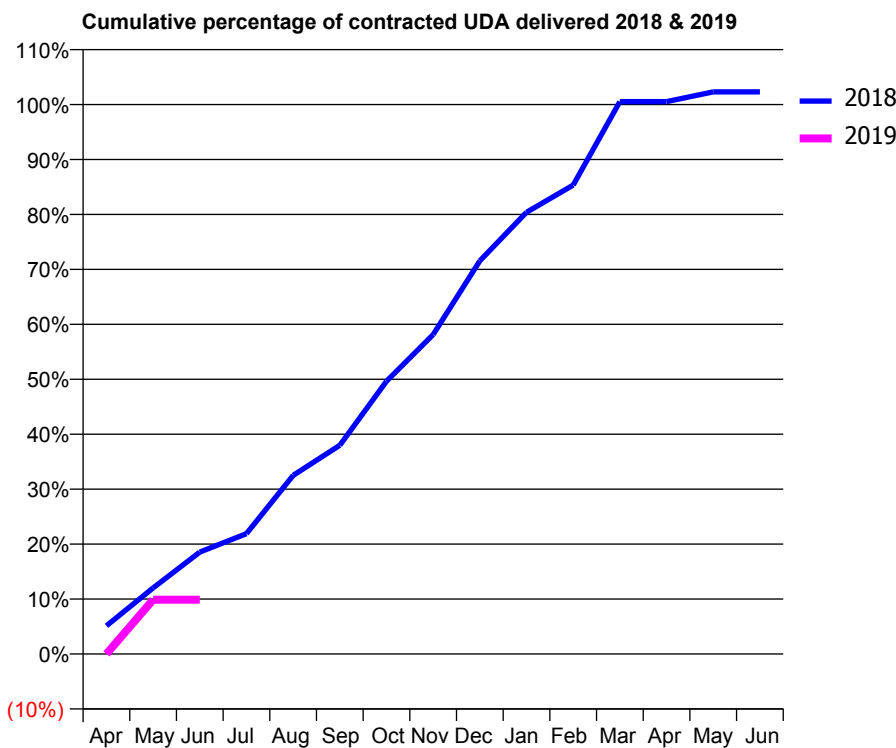
18/19 Contracted general activity (UDA)	566
Carry forward general activity (UDA)	0
18/19 Contracted orthodontic activity (UOA)	0
Carry forward orthodontic activity (UOA)	0
Baseline contract value	£13,029.75

ACCESS*

Patients seen in 24 months	Total	Change since previous quarter
Quarter ending June 2017	270	
Quarter ending September 2017	278	↑
Quarter ending December 2017	270	↓
Quarter ending March 2018	269	→
Quarter ending June 2018	275	↑
Variance since June 2017	1.9%	→



ACTIVITY



Month	Adjusted Scheduled Activity (UDA)	
	2018	2019
April	29	0
May	68	56
June	105	56
July	124	
August	184	
September	215	
October	281	
November	329	
December	405	
January	455	
February	483	
March	569	
April	569	
May	579	
June	579	

QUALITY

	Quantity	Base Number	Contract	AT	Region	England
% of FP17s for the same patient ID Re-attending within 3 months - Children	3	32	9.4%	9.9%	11.5%	11.5%
% of FP17s for the same patient ID Re-attending within 3 months - Adults	1	16	6.3%	15.7%	16.6%	15.4%
% of FP17s for the same patient ID Re-attending between 3 & 9 months - Children	20	32	62.5%	48.8%	48.8%	58.9%
% of FP17s for the same patient ID Re-attending between 3 & 9 months - Adults	8	16	50.0%	38.6%	39.3%	51.6%
% of FP17s for Band 1 Urgent Courses	0	42	0.0%	11.0%	10.6%	8.9%
% of FP17s Relating to Free Repair or Replacements	0	42	0.0%	0.5%	0.5%	0.8%
% of FP17s Relating to Continuations	0	42	0.0%	0.5%	0.7%	0.9%
% of Patients satisfied with the dentistry they have received	1	1	N/A	88.4%	90.4%	93.2%
% of Patients satisfied with the time they had to wait for an appointment	1	1	N/A	83.8%	85.3%	88.8%

* This is based on patients treated on this contract for their most recent course of treatment. Figures in italics indicate the base number of FP17s or Patient Questionnaire responses are less than 100. N/A is shown where the base number of responses is less than 10 during the period. % is calculated as Quantity/Base number*100

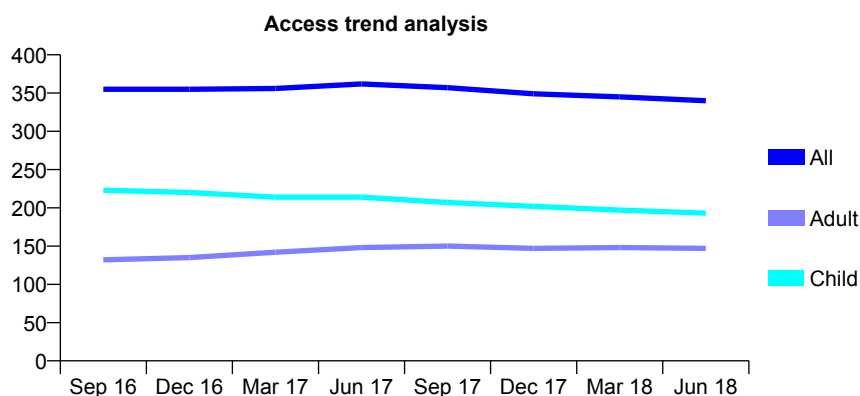
Q62 - Vital Signs At a Glance Contract Report for 935875/0001 - June 2018

Name or company name	MISS AS SHRESTHA
Contract type name	GDS Contract
Purpose of contract	General
Contract start date	01/09/2014
Contract end date	

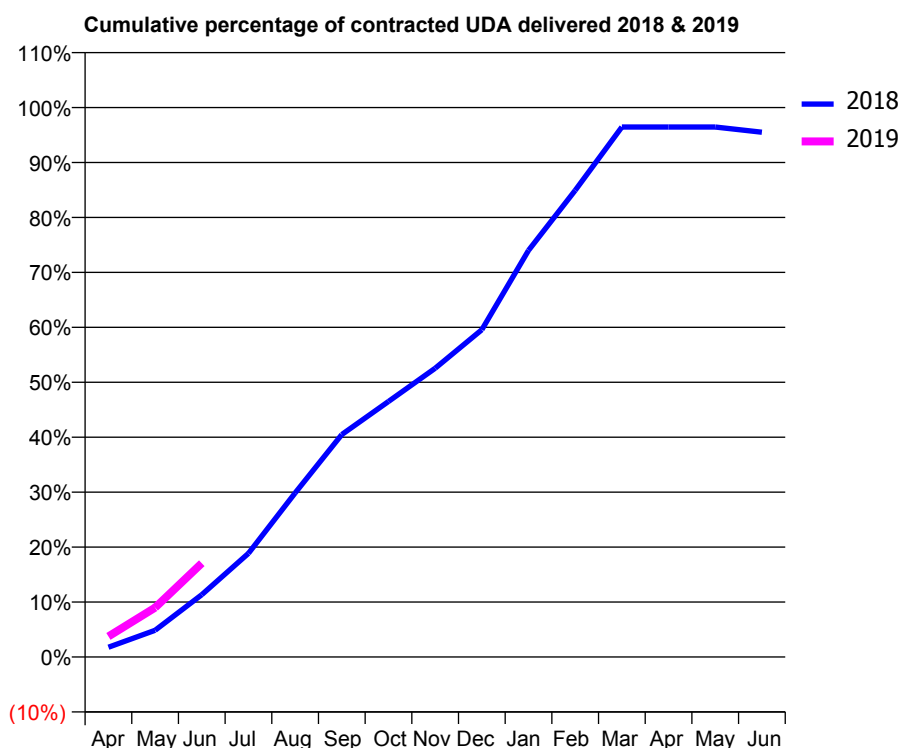
18/19 Contracted general activity (UDA)	962
Carry forward general activity (UDA)	0
18/19 Contracted orthodontic activity (UOA)	0
Carry forward orthodontic activity (UOA)	0
Baseline contract value	£19,901.33

ACCESS*

Patients seen in 24 months	Total	Change since previous quarter
Quarter ending June 2017	362	
Quarter ending September 2017	357	↓
Quarter ending December 2017	349	↓
Quarter ending March 2018	345	↓
Quarter ending June 2018	340	↓
Variance since June 2017	(6.1%)	↓



ACTIVITY



Adjusted Scheduled Activity (UDA)		
Month	2018	2019
April	17	36
May	47	87
June	109	164
July	182	
August	287	
September	390	
October	447	
November	506	
December	573	
January	712	
February	817	
March	928	
April	928	
May	928	
June	919	

QUALITY

	Quantity	Base Number	Contract	AT	Region	England
% of FP17s for the same patient ID Re-attending within 3 months - Children	6	74	8.1%	9.9%	11.5%	11.5%
% of FP17s for the same patient ID Re-attending within 3 months - Adults	3	27	11.1%	15.7%	16.6%	15.4%
% of FP17s for the same patient ID Re-attending between 3 & 9 months - Children	52	74	70.3%	48.8%	48.8%	58.9%
% of FP17s for the same patient ID Re-attending between 3 & 9 months - Adults	19	27	70.4%	38.6%	39.3%	51.6%
% of FP17s for Band 1 Urgent Courses	6	103	5.8%	11.0%	10.6%	8.9%
% of FP17s Relating to Free Repair or Replacements	0	103	0.0%	0.5%	0.5%	0.8%
% of FP17s Relating to Continuations	0	103	0.0%	0.5%	0.7%	0.9%
% of Patients satisfied with the dentistry they have received	0	0	N/A	88.4%	90.4%	93.2%
% of Patients satisfied with the time they had to wait for an appointment	0	0	N/A	83.8%	85.3%	88.8%

* This is based on patients treated on this contract for their most recent course of treatment. Figures in italics indicate the base number of FP17s or Patient Questionnaire responses are less than 100. N/A is shown where the base number of responses is less than 10 during the period. % is calculated as Quantity/Base number*100

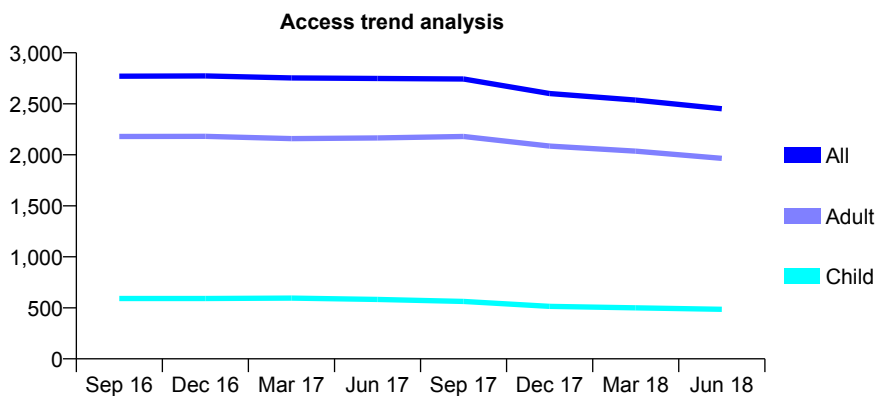
Q62 - Vital Signs At a Glance Contract Report for 938971/0001 - June 2018

Name or company name	Provider
Contract type name	GDS Contract
Purpose of contract	General
Contract start date	01/04/2006
Contract end date	

18/19 Contracted general activity (UDA)	8,757
Carry forward general activity (UDA)	0
18/19 Contracted orthodontic activity (UOA)	0
Carry forward orthodontic activity (UOA)	0
Baseline contract value	£205,499.11

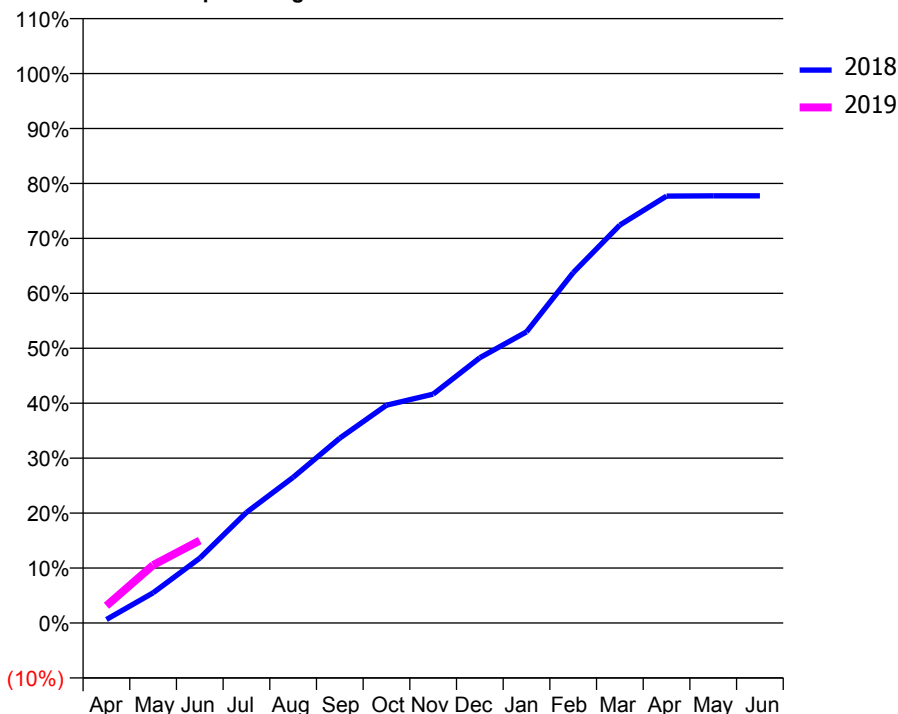
ACCESS*

Patients seen in 24 months	Total	Change since previous quarter
Quarter ending June 2017	2,748	
Quarter ending September 2017	2,743	→
Quarter ending December 2017	2,600	↓
Quarter ending March 2018	2,536	↓
Quarter ending June 2018	2,451	↓
Variance since June 2017	(10.8%)	↓



ACTIVITY

Cumulative percentage of contracted UDA delivered 2018 & 2019



Adjusted Scheduled Activity (UDA)

Month	2018	2019
April	56	276
May	482	923
June	1,033	1,314
July	1,763	
August	2,322	
September	2,946	
October	3,471	
November	3,647	
December	4,227	
January	4,639	
February	5,583	
March	6,343	
April	6,803	
May	6,809	
June	6,809	

QUALITY

	Quantity	Base Number	Contract	AT	Region	England
% of FP17s for the same patient ID Re-attending within 3 months - Children	19	131	14.5%	9.9%	11.5%	11.5%
% of FP17s for the same patient ID Re-attending within 3 months - Adults	107	498	21.5%	15.7%	16.6%	15.4%
% of FP17s for the same patient ID Re-attending between 3 & 9 months - Children	51	131	38.9%	48.8%	48.8%	58.9%
% of FP17s for the same patient ID Re-attending between 3 & 9 months - Adults	184	498	36.9%	38.6%	39.3%	51.6%
% of FP17s for Band 1 Urgent Courses	71	506	14.0%	11.0%	10.6%	8.9%
% of FP17s Relating to Free Repair or Replacements	2	506	0.4%	0.5%	0.5%	0.8%
% of FP17s Relating to Continuations	3	506	0.6%	0.5%	0.7%	0.9%
% of Patients satisfied with the dentistry they have received	1	1	N/A	88.4%	90.4%	93.2%
% of Patients satisfied with the time they had to wait for an appointment	1	1	N/A	83.8%	85.3%	88.8%

* This is based on patients treated on this contract for their most recent course of treatment. Figures in italics indicate the base number of FP17s or Patient Questionnaire responses are less than 100. N/A is shown where the base number of responses is less than 10 during the period. % is calculated as Quantity/Base number*100

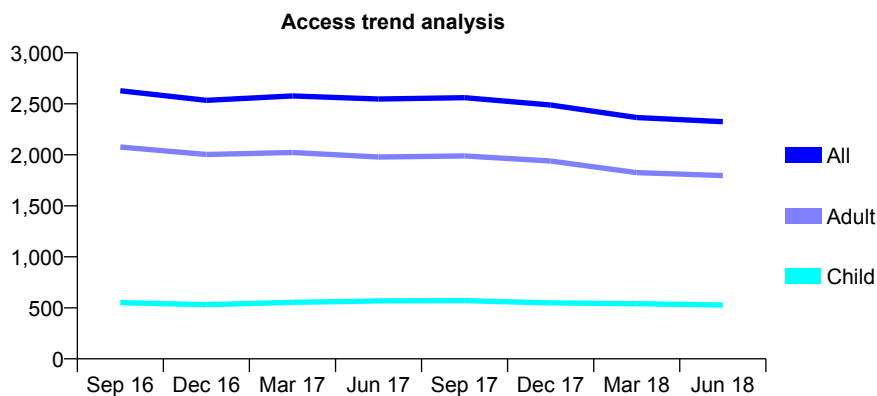
Q62 - Vital Signs At a Glance Contract Report for 939587/0001 - June 2018

Name or company name	MR SM AYIOUB-BEY
Contract type name	GDS Contract
Purpose of contract	General
Contract start date	01/04/2006
Contract end date	

18/19 Contracted general activity (UDA)	9,179
Carry forward general activity (UDA)	0
18/19 Contracted orthodontic activity (UOA)	0
Carry forward orthodontic activity (UOA)	0
Baseline contract value	£317,363.36

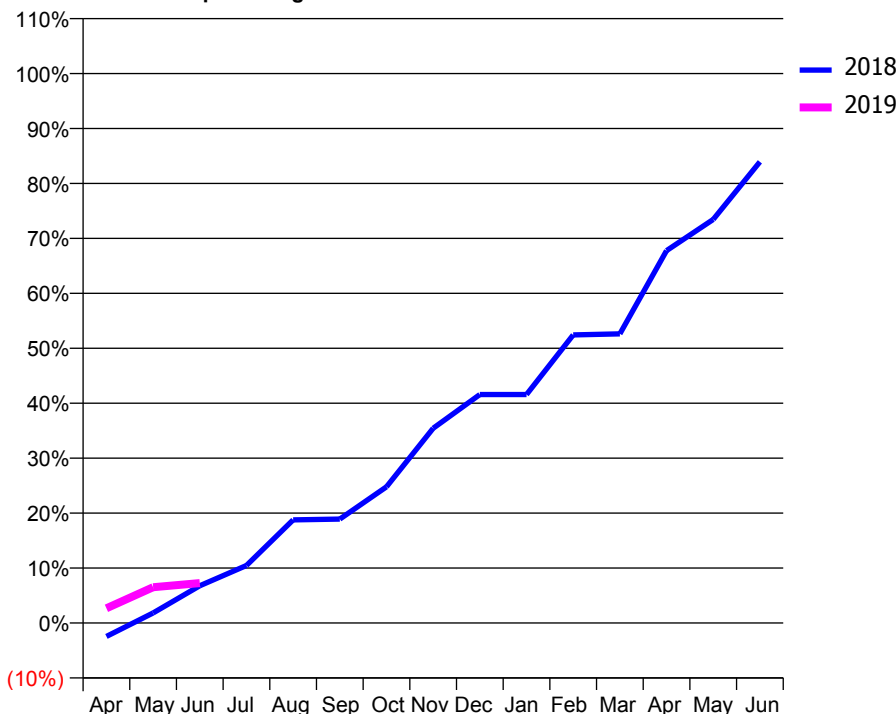
ACCESS*

Patients seen in 24 months	Total	Change since previous quarter
Quarter ending June 2017	2,547	
Quarter ending September 2017	2,560	→
Quarter ending December 2017	2,488	↓
Quarter ending March 2018	2,366	↓
Quarter ending June 2018	2,325	↓
Variance since June 2017	(8.7%)	↓



ACTIVITY

Cumulative percentage of contracted UDA delivered 2018 & 2019



Adjusted Scheduled Activity (UDA)

Month	2018	2019
April	-227	246
May	167	598
June	623	667
July	961	
August	1,724	
September	1,736	
October	2,276	
November	3,253	
December	3,817	
January	3,817	
February	4,813	
March	4,829	
April	6,220	
May	6,741	
June	7,704	

QUALITY

	Quantity	Base Number	Contract	AT	Region	England
% of FP17s for the same patient ID Re-attending within 3 months - Children	8	175	4.6%	9.9%	11.5%	11.5%
% of FP17s for the same patient ID Re-attending within 3 months - Adults	50	631	7.9%	15.7%	16.6%	15.4%
% of FP17s for the same patient ID Re-attending between 3 & 9 months - Children	98	175	56.0%	48.8%	48.8%	58.9%
% of FP17s for the same patient ID Re-attending between 3 & 9 months - Adults	199	631	31.5%	38.6%	39.3%	51.6%
% of FP17s for Band 1 Urgent Courses	44	323	13.6%	11.0%	10.6%	8.9%
% of FP17s Relating to Free Repair or Replacements	0	323	0.0%	0.5%	0.5%	0.8%
% of FP17s Relating to Continuations	1	323	0.3%	0.5%	0.7%	0.9%
% of Patients satisfied with the dentistry they have received	2	2	N/A	88.4%	90.4%	93.2%
% of Patients satisfied with the time they had to wait for an appointment	2	2	N/A	83.8%	85.3%	88.8%

* This is based on patients treated on this contract for their most recent course of treatment. Figures in italics indicate the base number of FP17s or Patient Questionnaire responses are less than 100. N/A is shown where the base number of responses is less than 10 during the period. % is calculated as Quantity/Base number*100

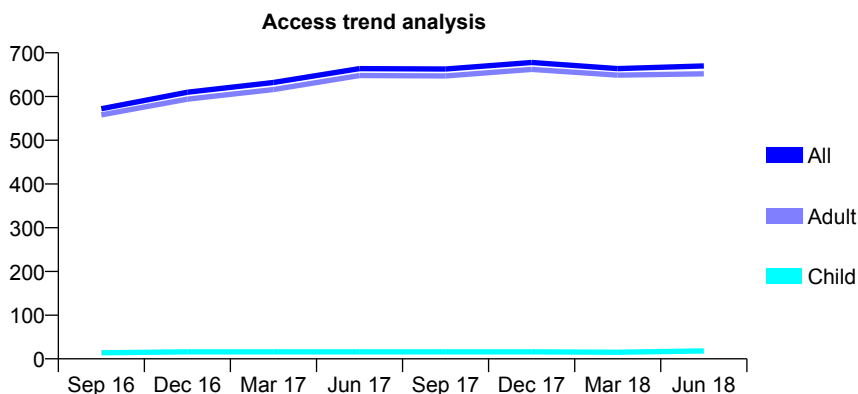
Q62 - Vital Signs At a Glance Contract Report for 939587/0003 - June 2018

Name or company name	MR SM AYOUB-BEY
Contract type name	GDS Contract
Purpose of contract	General
Contract start date	01/02/2012
Contract end date	

18/19 Contracted general activity (UDA)	1,725
Carry forward general activity (UDA)	0
18/19 Contracted orthodontic activity (UOA)	0
Carry forward orthodontic activity (UOA)	0
Baseline contract value	£48,166.00

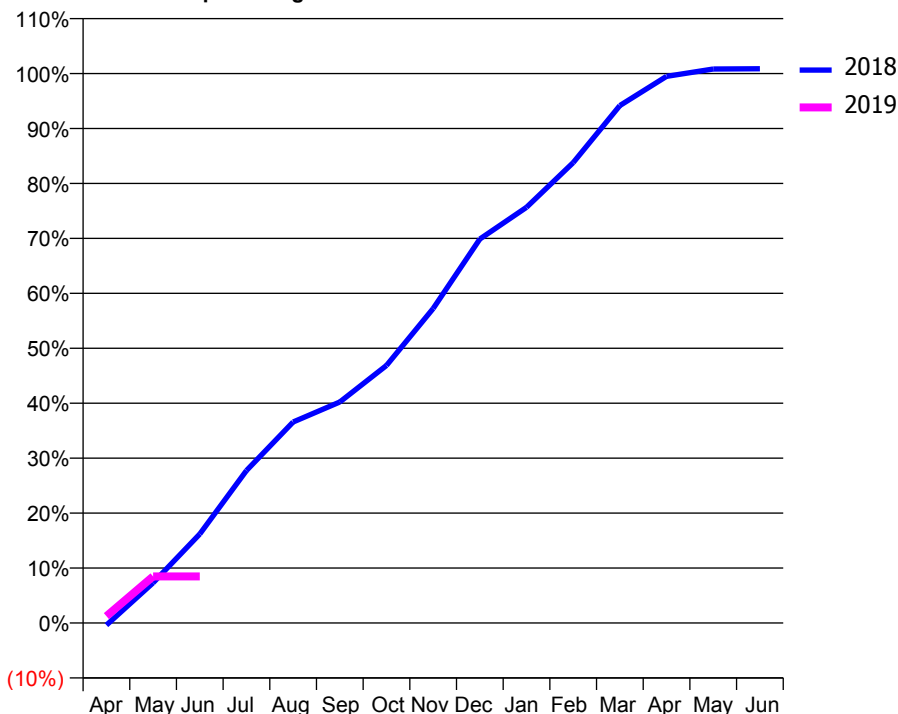
ACCESS*

Patients seen in 24 months	Total	Change since previous quarter
Quarter ending June 2017	664	
Quarter ending September 2017	663	→
Quarter ending December 2017	678	↑
Quarter ending March 2018	664	↓
Quarter ending June 2018	670	→
Variance since June 2017	0.9%	→



ACTIVITY

Cumulative percentage of contracted UDA delivered 2018 & 2019



Adjusted Scheduled Activity (UDA)

Month	2018	2019
April	-7	22
May	126	146
June	280	146
July	479	
August	631	
September	694	
October	809	
November	987	
December	1,205	
January	1,305	
February	1,445	
March	1,625	
April	1,716	
May	1,739	
June	1,740	

QUALITY

	Quantity	Base Number	Contract	AT	Region	England
% of FP17s for the same patient ID Re-attending within 3 months - Children	1	7	14.3%	9.9%	11.5%	11.5%
% of FP17s for the same patient ID Re-attending within 3 months - Adults	7	92	7.6%	15.7%	16.6%	15.4%
% of FP17s for the same patient ID Re-attending between 3 & 9 months - Children	0	7	0.0%	48.8%	48.8%	58.9%
% of FP17s for the same patient ID Re-attending between 3 & 9 months - Adults	15	92	16.3%	38.6%	39.3%	51.6%
% of FP17s for Band 1 Urgent Courses	11	53	20.8%	11.0%	10.6%	8.9%
% of FP17s Relating to Free Repair or Replacements	0	53	0.0%	0.5%	0.5%	0.8%
% of FP17s Relating to Continuations	1	53	1.9%	0.5%	0.7%	0.9%
% of Patients satisfied with the dentistry they have received	0	0	N/A	88.4%	90.4%	93.2%
% of Patients satisfied with the time they had to wait for an appointment	0	0	N/A	83.8%	85.3%	88.8%

* This is based on patients treated on this contract for their most recent course of treatment. Figures in italics indicate the base number of FP17s or Patient Questionnaire responses are less than 100. N/A is shown where the base number of responses is less than 10 during the period. % is calculated as Quantity/Base number*100

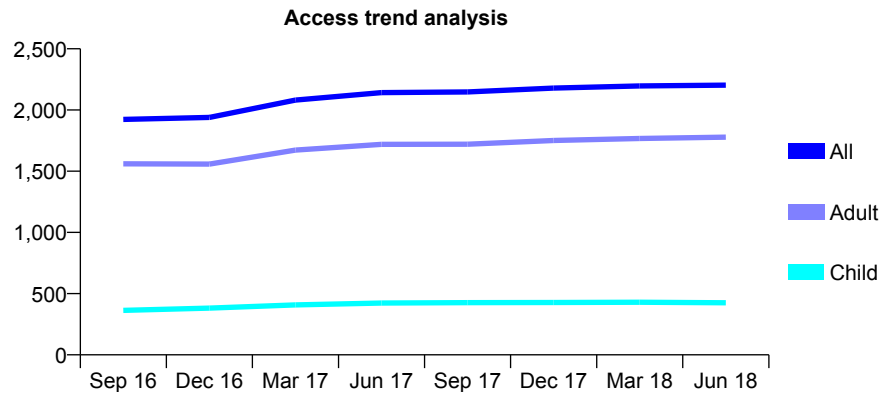
Q62 - Vital Signs At a Glance Contract Report for 939870/0001 - June 2018

Name or company name	MR B SHAH
Contract type name	GDS Contract
Purpose of contract	General
Contract start date	01/04/2006
Contract end date	

18/19 Contracted general activity (UDA)	6,000
Carry forward general activity (UDA)	0
18/19 Contracted orthodontic activity (UOA)	0
Carry forward orthodontic activity (UOA)	0
Baseline contract value	£157,217.53

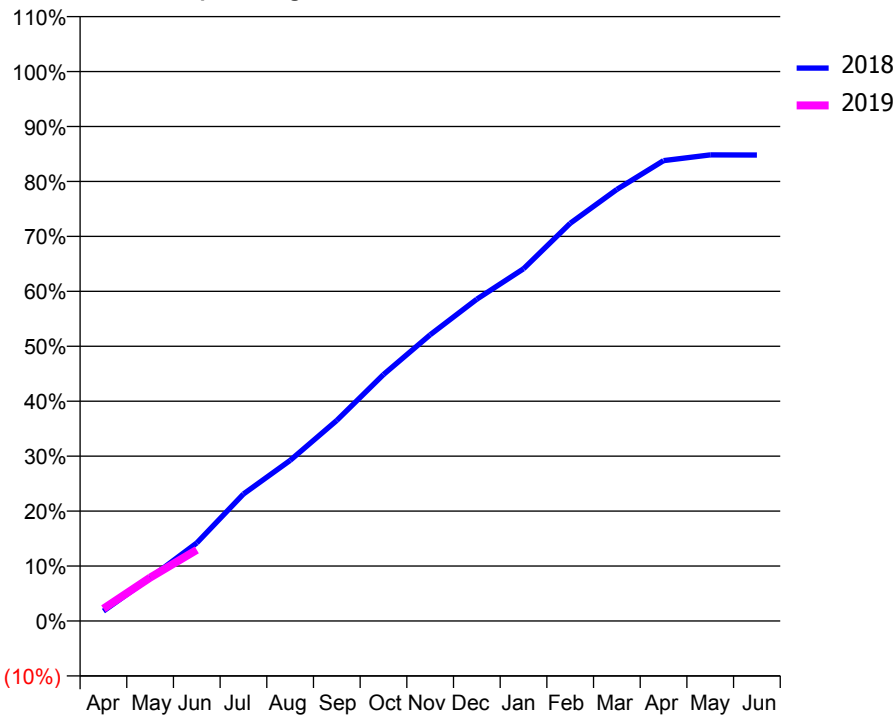
ACCESS*

Patients seen in 24 months	Total	Change since previous quarter
Quarter ending June 2017	2,142	
Quarter ending September 2017	2,148	→
Quarter ending December 2017	2,179	→
Quarter ending March 2018	2,197	→
Quarter ending June 2018	2,203	→
Variance since June 2017	2.8%	↑



ACTIVITY

Cumulative percentage of contracted UDA delivered 2018 & 2019



Adjusted Scheduled Activity (UDA)		
Month	2018	2019
April	109	135
May	471	474
June	853	777
July	1,387	
August	1,754	
September	2,191	
October	2,691	
November	3,126	
December	3,514	
January	3,846	
February	4,342	
March	4,713	
April	5,027	
May	5,090	
June	5,088	

QUALITY

	Quantity	Base Number	Contract	AT	Region	England
% of FP17s for the same patient ID Re-attending within 3 months - Children	4	129	3.1%	9.9%	11.5%	11.5%
% of FP17s for the same patient ID Re-attending within 3 months - Adults	33	402	8.2%	15.7%	16.6%	15.4%
% of FP17s for the same patient ID Re-attending between 3 & 9 months - Children	64	129	49.6%	48.8%	48.8%	58.9%
% of FP17s for the same patient ID Re-attending between 3 & 9 months - Adults	153	402	38.1%	38.6%	39.3%	51.6%
% of FP17s for Band 1 Urgent Courses	10	341	2.9%	11.0%	10.6%	8.9%
% of FP17s Relating to Free Repair or Replacements	4	341	1.2%	0.5%	0.5%	0.8%
% of FP17s Relating to Continuations	1	341	0.3%	0.5%	0.7%	0.9%
% of Patients satisfied with the dentistry they have received	1	1	N/A	88.4%	90.4%	93.2%
% of Patients satisfied with the time they had to wait for an appointment	1	1	N/A	83.8%	85.3%	88.8%

* This is based on patients treated on this contract for their most recent course of treatment. Figures in italics indicate the base number of FP17s or Patient Questionnaire responses are less than 100. N/A is shown where the base number of responses is less than 10 during the period. % is calculated as Quantity/Base number*100

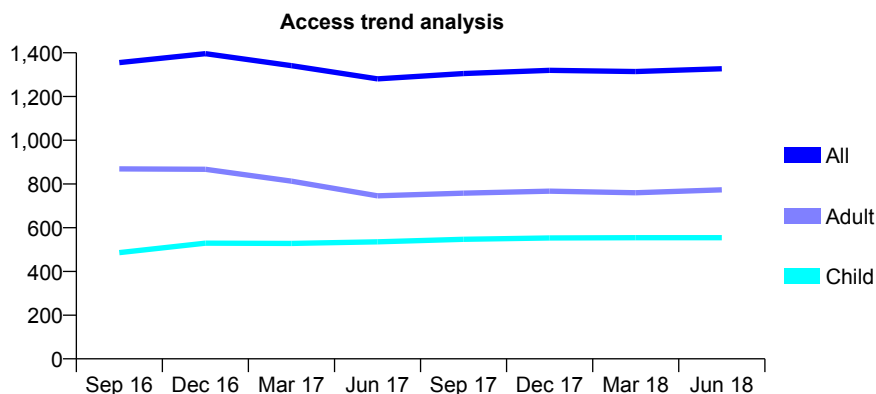
Q62 - Vital Signs At a Glance Contract Report for 941077/0001 - June 2018

Name or company name	Mr Jason Lai and Mr Gregory Lai
Contract type name	GDS Contract
Purpose of contract	General
Contract start date	01/04/2008
Contract end date	

18/19 Contracted general activity (UDA)	8,354
Carry forward general activity (UDA)	0
18/19 Contracted orthodontic activity (UOA)	0
Carry forward orthodontic activity (UOA)	0
Baseline contract value	£270,198.97

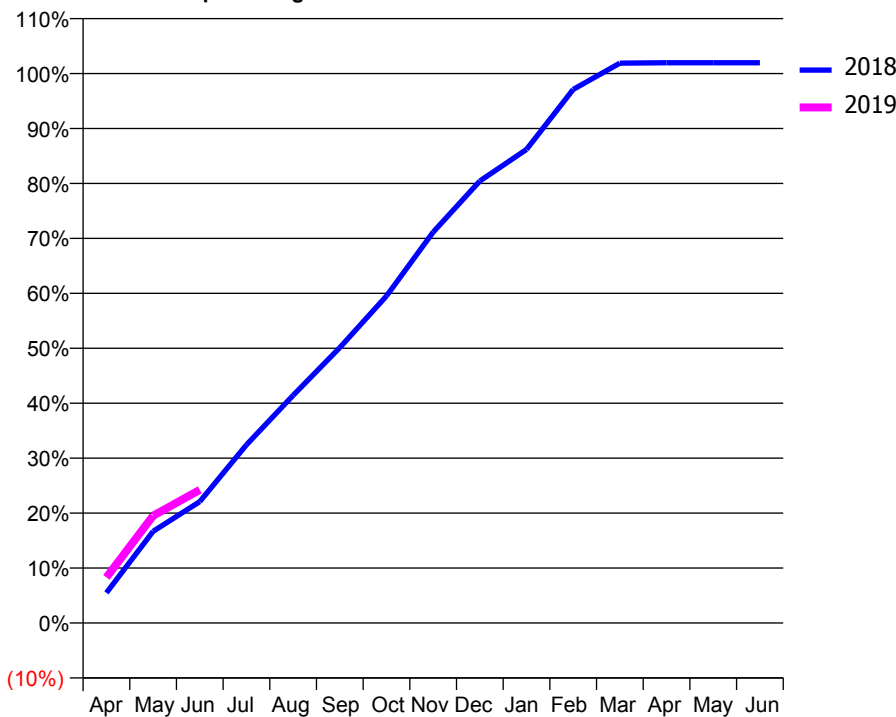
ACCESS*

Patients seen in 24 months	Total	Change since previous quarter
Quarter ending June 2017	1,281	
Quarter ending September 2017	1,305	→
Quarter ending December 2017	1,320	→
Quarter ending March 2018	1,314	→
Quarter ending June 2018	1,327	→
Variance since June 2017	3.6%	↑



ACTIVITY

Cumulative percentage of contracted UDA delivered 2018 & 2019



Adjusted Scheduled Activity (UDA)

Month	2018	2019
April	458	695
May	1,394	1,631
June	1,847	2,024
July	2,710	
August	3,462	
September	4,187	
October	4,973	
November	5,942	
December	6,720	
January	7,200	
February	8,112	
March	8,512	
April	8,518	
May	8,518	
June	8,518	

QUALITY

	Quantity	Base Number	Contract	AT	Region	England
% of FP17s for the same patient ID Re-attending within 3 months - Children	7	144	4.9%	9.9%	11.5%	11.5%
% of FP17s for the same patient ID Re-attending within 3 months - Adults	9	167	5.4%	15.7%	16.6%	15.4%
% of FP17s for the same patient ID Re-attending between 3 & 9 months - Children	41	144	28.5%	48.8%	48.8%	58.9%
% of FP17s for the same patient ID Re-attending between 3 & 9 months - Adults	55	167	32.9%	38.6%	39.3%	51.6%
% of FP17s for Band 1 Urgent Courses	25	307	8.1%	11.0%	10.6%	8.9%
% of FP17s Relating to Free Repair or Replacements	0	307	0.0%	0.5%	0.5%	0.8%
% of FP17s Relating to Continuations	4	307	1.3%	0.5%	0.7%	0.9%
% of Patients satisfied with the dentistry they have received	1	1	N/A	88.4%	90.4%	93.2%
% of Patients satisfied with the time they had to wait for an appointment	1	1	N/A	83.8%	85.3%	88.8%

* This is based on patients treated on this contract for their most recent course of treatment. Figures in italics indicate the base number of FP17s or Patient Questionnaire responses are less than 100. N/A is shown where the base number of responses is less than 10 during the period. % is calculated as Quantity/Base number*100

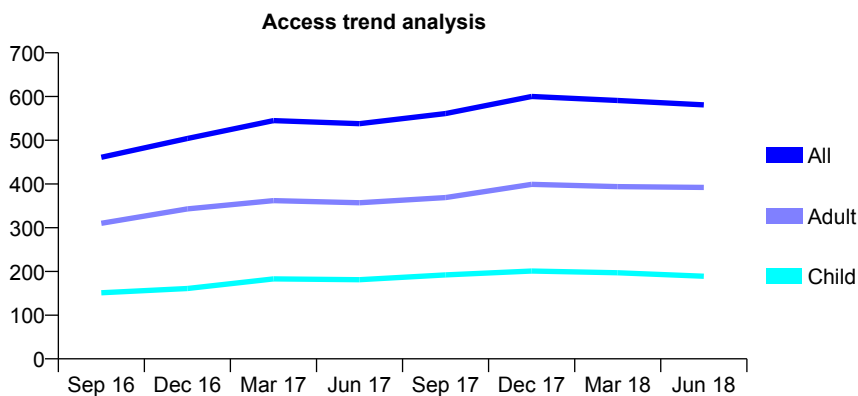
Q62 - Vital Signs At a Glance Contract Report for 941077/0002 - June 2018

Name or company name	Mr Jason Lai and Mr Gregory Lai
Contract type name	GDS Contract
Purpose of contract	General
Contract start date	21/01/2010
Contract end date	

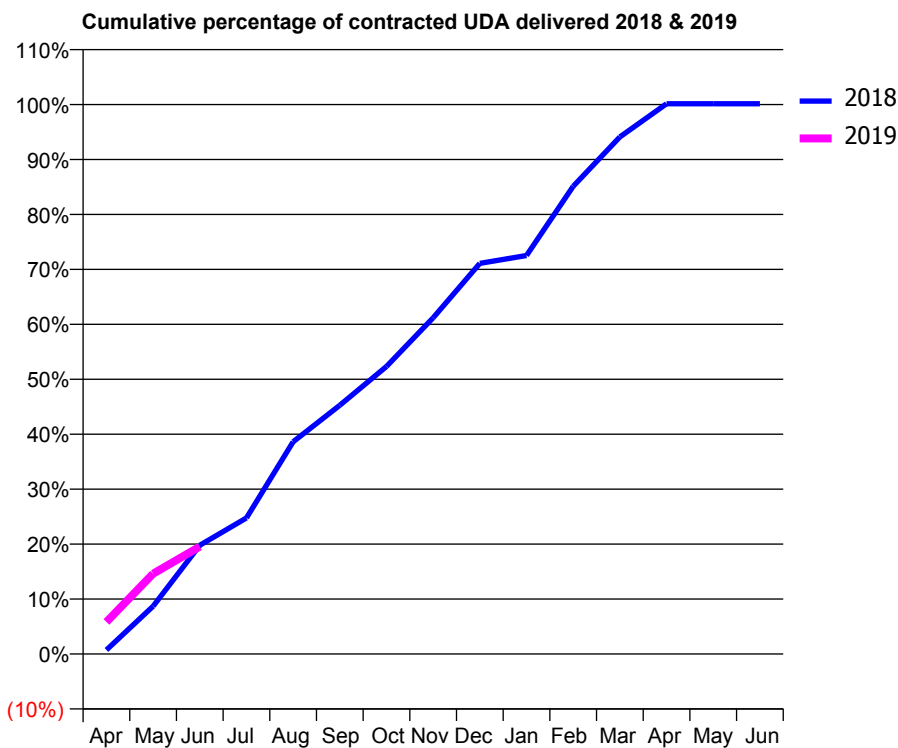
18/19 Contracted general activity (UDA)	3,527
Carry forward general activity (UDA)	0
18/19 Contracted orthodontic activity (UOA)	0
Carry forward orthodontic activity (UOA)	0
Baseline contract value	£77,470.54

ACCESS*

Patients seen in 24 months	Total	Change since previous quarter
Quarter ending June 2017	538	
Quarter ending September 2017	561	↑
Quarter ending December 2017	600	↑
Quarter ending March 2018	591	↓
Quarter ending June 2018	581	↓
Variance since June 2017	8.0%	↑



ACTIVITY



Month	Adjusted Scheduled Activity (UDA)	
	2018	2019
April	26	206
May	307	516
June	698	689
July	874	
August	1,362	
September	1,597	
October	1,845	
November	2,158	
December	2,508	
January	2,558	
February	3,002	
March	3,319	
April	3,532	
May	3,532	
June	3,532	

QUALITY

	Quantity	Base Number	Contract	AT	Region	England
% of FP17s for the same patient ID Re-attending within 3 months - Children	2	70	2.9%	9.9%	11.5%	11.5%
% of FP17s for the same patient ID Re-attending within 3 months - Adults	11	96	11.5%	15.7%	16.6%	15.4%
% of FP17s for the same patient ID Re-attending between 3 & 9 months - Children	40	70	57.1%	48.8%	48.8%	58.9%
% of FP17s for the same patient ID Re-attending between 3 & 9 months - Adults	43	96	44.8%	38.6%	39.3%	51.6%
% of FP17s for Band 1 Urgent Courses	0	138	0.0%	11.0%	10.6%	8.9%
% of FP17s Relating to Free Repair or Replacements	0	138	0.0%	0.5%	0.5%	0.8%
% of FP17s Relating to Continuations	1	138	0.7%	0.5%	0.7%	0.9%
% of Patients satisfied with the dentistry they have received	0	0	N/A	88.4%	90.4%	93.2%
% of Patients satisfied with the time they had to wait for an appointment	0	0	N/A	83.8%	85.3%	88.8%

* This is based on patients treated on this contract for their most recent course of treatment. Figures in italics indicate the base number of FP17s or Patient Questionnaire responses are less than 100. N/A is shown where the base number of responses is less than 10 during the period. % is calculated as Quantity/Base number*100

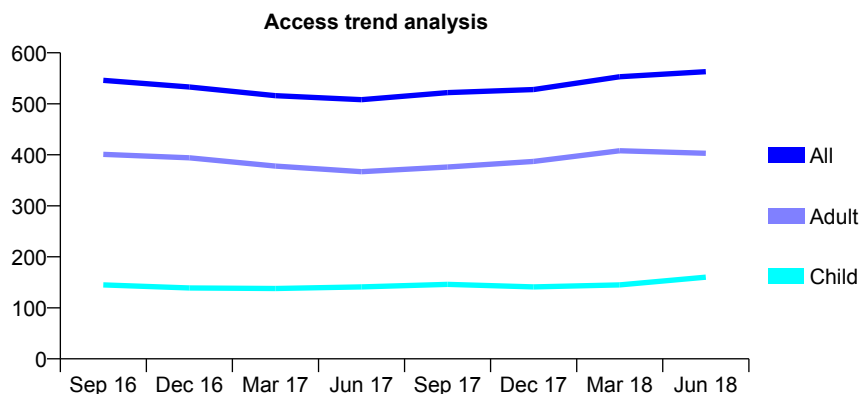
Q62 - Vital Signs At a Glance Contract Report for 941298/0001 - June 2018

Name or company name	MR K NIRMALATHASAN
Contract type name	GDS Contract
Purpose of contract	General
Contract start date	01/04/2006
Contract end date	

18/19 Contracted general activity (UDA)	2,381
Carry forward general activity (UDA)	0
18/19 Contracted orthodontic activity (UOA)	0
Carry forward orthodontic activity (UOA)	0
Baseline contract value	£73,656.05

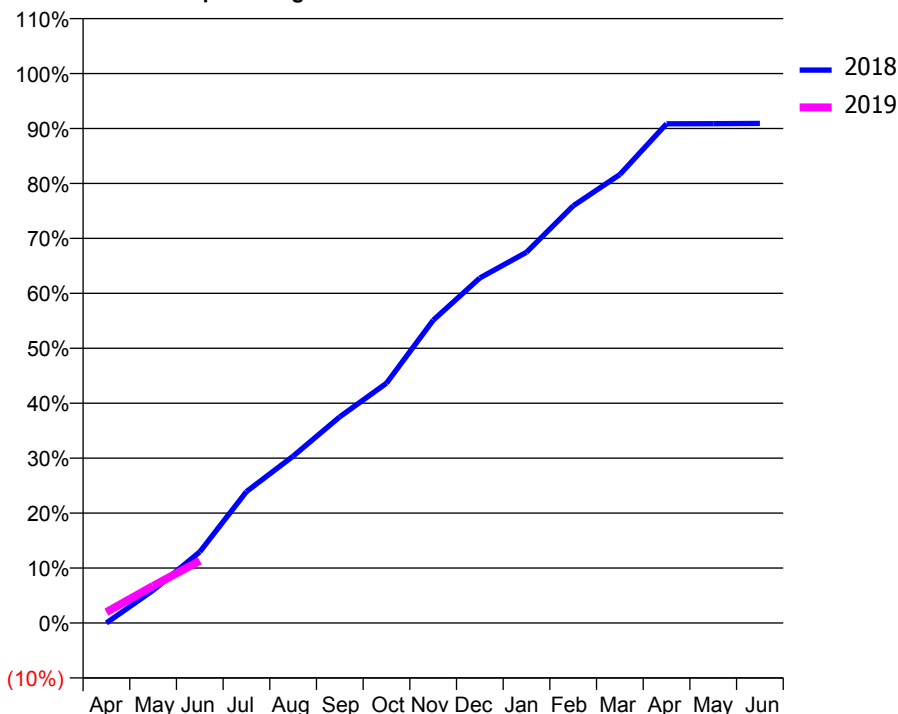
ACCESS*

Patients seen in 24 months	Total	Change since previous quarter
Quarter ending June 2017	508	
Quarter ending September 2017	522	↑
Quarter ending December 2017	528	→
Quarter ending March 2018	553	↑
Quarter ending June 2018	563	→
Variance since June 2017	10.8%	↑



ACTIVITY

Cumulative percentage of contracted UDA delivered 2018 & 2019



Adjusted Scheduled Activity (UDA)

Month	2018	2019
April	0	47
May	142	161
June	308	270
July	570	
August	723	
September	893	
October	1,039	
November	1,312	
December	1,495	
January	1,607	
February	1,808	
March	1,943	
April	2,163	
May	2,164	
June	2,165	

QUALITY

	Quantity	Base Number	Contract	AT	Region	England
% of FP17s for the same patient ID Re-attending within 3 months - Children	5	48	10.4%	9.9%	11.5%	11.5%
% of FP17s for the same patient ID Re-attending within 3 months - Adults	22	102	21.6%	15.7%	16.6%	15.4%
% of FP17s for the same patient ID Re-attending between 3 & 9 months - Children	16	48	33.3%	48.8%	48.8%	58.9%
% of FP17s for the same patient ID Re-attending between 3 & 9 months - Adults	34	102	33.3%	38.6%	39.3%	51.6%
% of FP17s for Band 1 Urgent Courses	24	111	21.6%	11.0%	10.6%	8.9%
% of FP17s Relating to Free Repair or Replacements	1	111	0.9%	0.5%	0.5%	0.8%
% of FP17s Relating to Continuations	2	111	1.8%	0.5%	0.7%	0.9%
% of Patients satisfied with the dentistry they have received	1	1	N/A	88.4%	90.4%	93.2%
% of Patients satisfied with the time they had to wait for an appointment	1	1	N/A	83.8%	85.3%	88.8%

* This is based on patients treated on this contract for their most recent course of treatment. Figures in italics indicate the base number of FP17s or Patient Questionnaire responses are less than 100. N/A is shown where the base number of responses is less than 10 during the period. % is calculated as Quantity/Base number*100

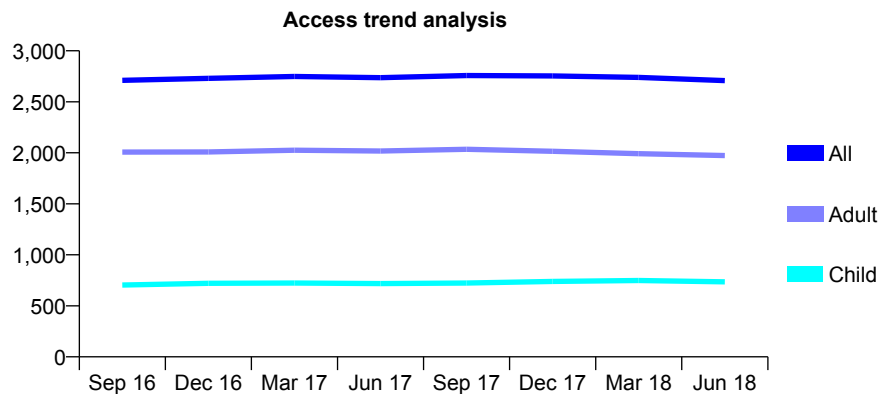
Q62 - Vital Signs At a Glance Contract Report for 942073/0001 - June 2018

Name or company name	MRS HK KALSI
Contract type name	GDS Contract
Purpose of contract	General
Contract start date	01/04/2006
Contract end date	

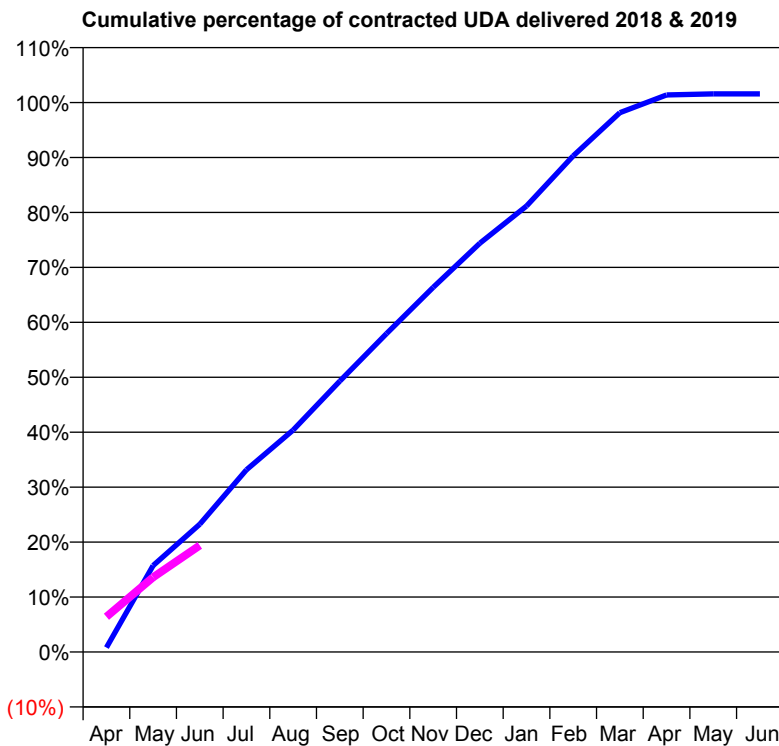
18/19 Contracted general activity (UDA)	6,347
Carry forward general activity (UDA)	0
18/19 Contracted orthodontic activity (UOA)	0
Carry forward orthodontic activity (UOA)	0
Baseline contract value	£219,088.95

ACCESS*

Patients seen in 24 months	Total	Change since previous quarter
Quarter ending June 2017	2,736	
Quarter ending September 2017	2,758	→
Quarter ending December 2017	2,754	→
Quarter ending March 2018	2,739	→
Quarter ending June 2018	2,708	↓
Variance since June 2017	(1.0%)	↓



ACTIVITY



Month	Adjusted Scheduled Activity (UDA)	
	2018	2019
April	51	407
May	999	863
June	1,476	1,231
July	2,105	
August	2,564	
September	3,129	
October	3,678	
November	4,211	
December	4,722	
January	5,152	
February	5,731	
March	6,230	
April	6,435	
May	6,447	
June	6,447	

QUALITY

	Quantity	Base Number	Contract	AT	Region	England
% of FP17s for the same patient ID Re-attending within 3 months - Children	16	214	7.5%	9.9%	11.5%	11.5%
% of FP17s for the same patient ID Re-attending within 3 months - Adults	56	540	10.4%	15.7%	16.6%	15.4%
% of FP17s for the same patient ID Re-attending between 3 & 9 months - Children	108	214	50.5%	48.8%	48.8%	58.9%
% of FP17s for the same patient ID Re-attending between 3 & 9 months - Adults	295	540	54.6%	38.6%	39.3%	51.6%
% of FP17s for Band 1 Urgent Courses	55	664	8.3%	11.0%	10.6%	8.9%
% of FP17s Relating to Free Repair or Replacements	8	664	1.2%	0.5%	0.5%	0.8%
% of FP17s Relating to Continuations	2	664	0.3%	0.5%	0.7%	0.9%
% of Patients satisfied with the dentistry they have received	3	3	N/A	88.4%	90.4%	93.2%
% of Patients satisfied with the time they had to wait for an appointment	3	3	N/A	83.8%	85.3%	88.8%

* This is based on patients treated on this contract for their most recent course of treatment. Figures in italics indicate the base number of FP17s or Patient Questionnaire responses are less than 100. N/A is shown where the base number of responses is less than 10 during the period. % is calculated as Quantity/Base number*100

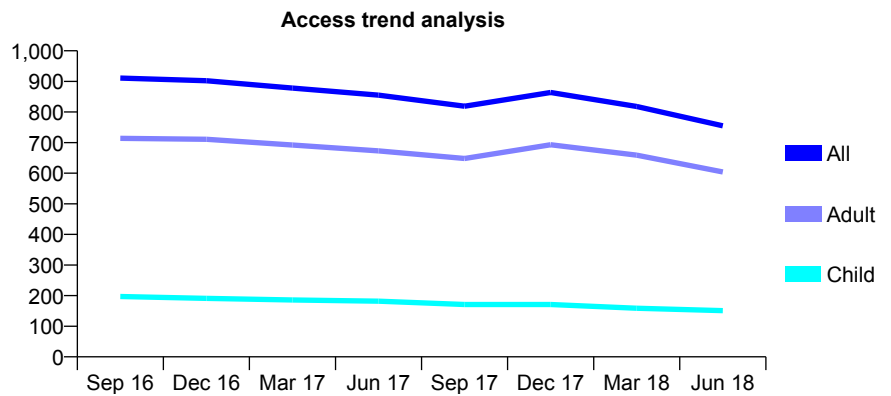
Q62 - Vital Signs At a Glance Contract Report for 943916/0001 - June 2018

Name or company name	MR DN LI TAI LEONG
Contract type name	GDS Contract
Purpose of contract	General
Contract start date	04/07/2006
Contract end date	

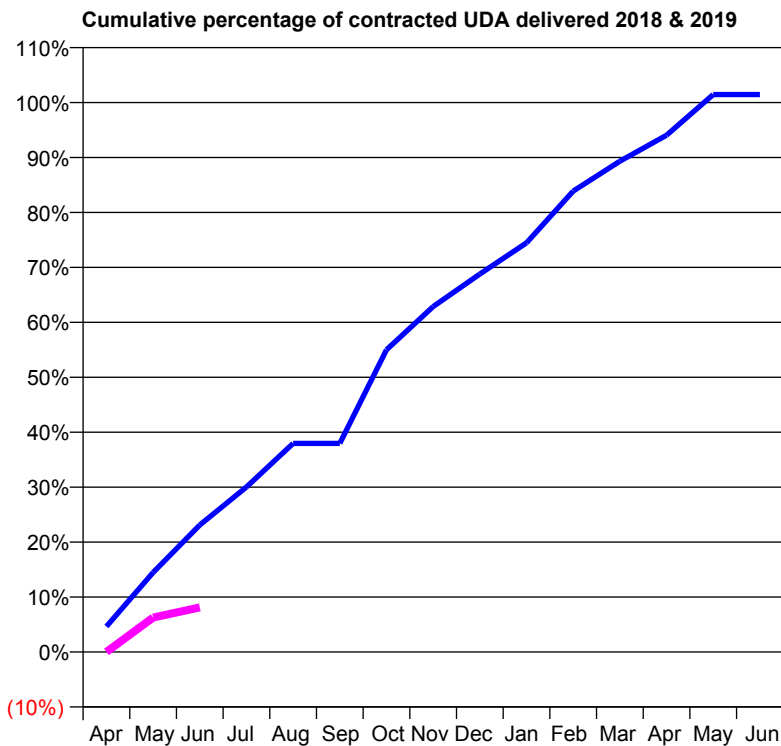
18/19 Contracted general activity (UDA)	7,406
Carry forward general activity (UDA)	0
18/19 Contracted orthodontic activity (UOA)	0
Carry forward orthodontic activity (UOA)	0
Baseline contract value	£239,231.03

ACCESS*

Patients seen in 24 months	Total	Change since previous quarter
Quarter ending June 2017	855	
Quarter ending September 2017	819	↓
Quarter ending December 2017	864	↑
Quarter ending March 2018	818	↓
Quarter ending June 2018	755	↓
Variance since June 2017	(11.7%)	↓



ACTIVITY



Month	Adjusted Scheduled Activity (UDA)	
	2018	2019
April	345	0
May	1,072	464
June	1,712	601
July	2,224	
August	2,812	
September	2,812	
October	4,074	
November	4,656	
December	5,095	
January	5,515	
February	6,212	
March	6,614	
April	6,965	
May	7,513	
June	7,513	

QUALITY

	Quantity	Base Number	Contract	AT	Region	England
% of FP17s for the same patient ID Re-attending within 3 months - Children	0	27	0.0%	9.9%	11.5%	11.5%
% of FP17s for the same patient ID Re-attending within 3 months - Adults	2	140	1.4%	15.7%	16.6%	15.4%
% of FP17s for the same patient ID Re-attending between 3 & 9 months - Children	8	27	29.6%	48.8%	48.8%	58.9%
% of FP17s for the same patient ID Re-attending between 3 & 9 months - Adults	82	140	58.6%	38.6%	39.3%	51.6%
% of FP17s for Band 1 Urgent Courses	0	80	0.0%	11.0%	10.6%	8.9%
% of FP17s Relating to Free Repair or Replacements	0	80	0.0%	0.5%	0.5%	0.8%
% of FP17s Relating to Continuations	0	80	0.0%	0.5%	0.7%	0.9%
% of Patients satisfied with the dentistry they have received	1	1	N/A	88.4%	90.4%	93.2%
% of Patients satisfied with the time they had to wait for an appointment	0	1	N/A	83.8%	85.3%	88.8%

* This is based on patients treated on this contract for their most recent course of treatment. Figures in italics indicate the base number of FP17s or Patient Questionnaire responses are less than 100. N/A is shown where the base number of responses is less than 10 during the period. % is calculated as Quantity/Base number*100

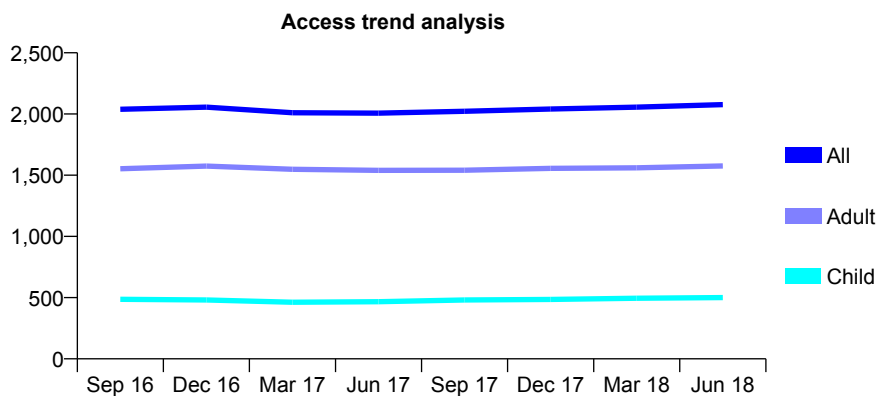
Q62 - Vital Signs At a Glance Contract Report for 944408/0001 - June 2018

Name or company name	MR A JESSA
Contract type name	GDS Contract
Purpose of contract	General
Contract start date	01/04/2006
Contract end date	

18/19 Contracted general activity (UDA)	7,897
Carry forward general activity (UDA)	0
18/19 Contracted orthodontic activity (UOA)	0
Carry forward orthodontic activity (UOA)	0
Baseline contract value	£235,944.83

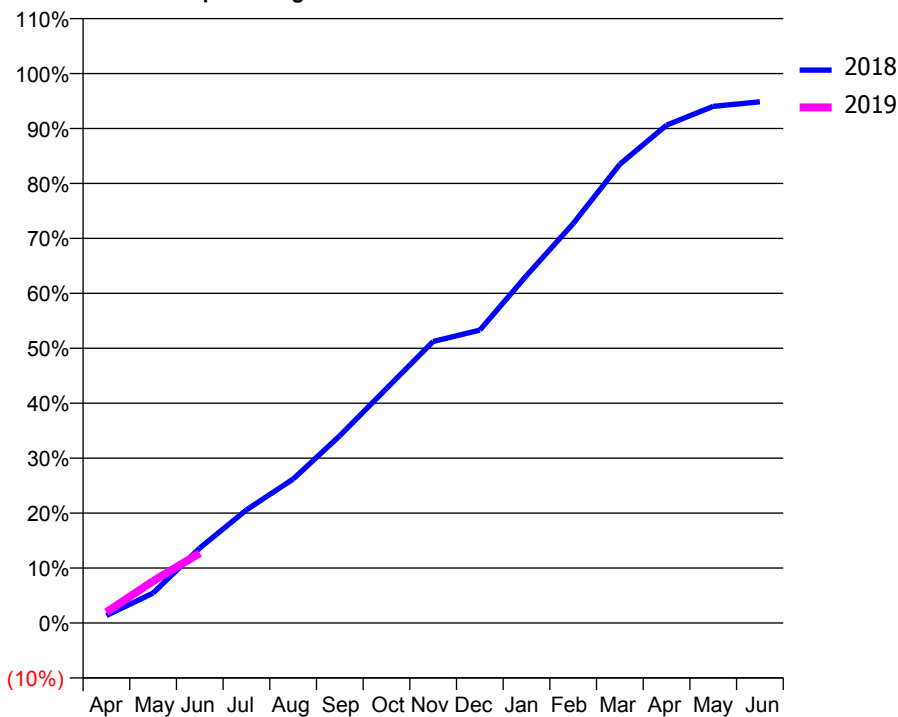
ACCESS*

Patients seen in 24 months	Total	Change since previous quarter
Quarter ending June 2017	2,007	
Quarter ending September 2017	2,022	→
Quarter ending December 2017	2,041	→
Quarter ending March 2018	2,056	→
Quarter ending June 2018	2,077	→
Variance since June 2017	3.5%	↑



ACTIVITY

Cumulative percentage of contracted UDA delivered 2018 & 2019



Month	Adjusted Scheduled Activity (UDA)	
	2018	2019
April	108	156
May	430	602
June	1,078	1,004
July	1,625	
August	2,069	
September	2,691	
October	3,371	
November	4,046	
December	4,209	
January	4,994	
February	5,740	
March	6,592	
April	7,155	
May	7,425	
June	7,491	

QUALITY

	Quantity	Base Number	Contract	AT	Region	England
% of FP17s for the same patient ID Re-attending within 3 months - Children	15	142	10.6%	9.9%	11.5%	11.5%
% of FP17s for the same patient ID Re-attending within 3 months - Adults	67	396	16.9%	15.7%	16.6%	15.4%
% of FP17s for the same patient ID Re-attending between 3 & 9 months - Children	68	142	47.9%	48.8%	48.8%	58.9%
% of FP17s for the same patient ID Re-attending between 3 & 9 months - Adults	136	396	34.3%	38.6%	39.3%	51.6%
% of FP17s for Band 1 Urgent Courses	42	384	10.9%	11.0%	10.6%	8.9%
% of FP17s Relating to Free Repair or Replacements	2	384	0.5%	0.5%	0.5%	0.8%
% of FP17s Relating to Continuations	3	384	0.8%	0.5%	0.7%	0.9%
% of Patients satisfied with the dentistry they have received	1	3	N/A	88.4%	90.4%	93.2%
% of Patients satisfied with the time they had to wait for an appointment	1	3	N/A	83.8%	85.3%	88.8%

* This is based on patients treated on this contract for their most recent course of treatment. Figures in italics indicate the base number of FP17s or Patient Questionnaire responses are less than 100. N/A is shown where the base number of responses is less than 10 during the period. % is calculated as Quantity/Base number*100

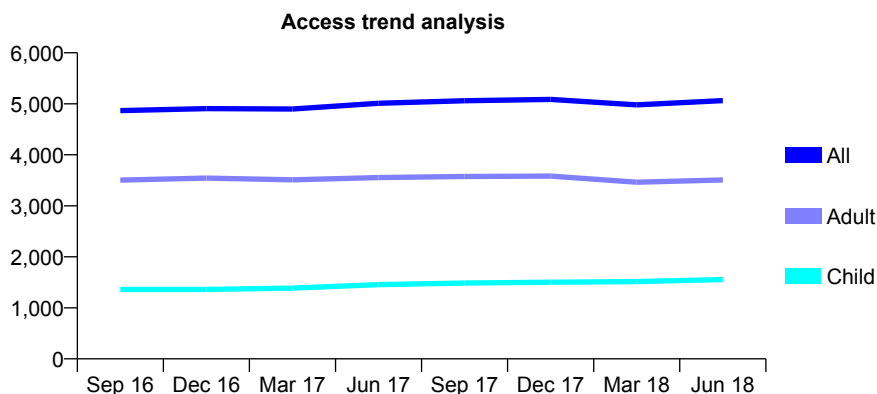
Q62 - Vital Signs At a Glance Contract Report for 944408/0003 - June 2018

Name or company name	MR A JESSA
Contract type name	GDS Contract
Purpose of contract	General
Contract start date	01/04/2011
Contract end date	

18/19 Contracted general activity (UDA)	18,263
Carry forward general activity (UDA)	0
18/19 Contracted orthodontic activity (UOA)	0
Carry forward orthodontic activity (UOA)	0
Baseline contract value	£521,890.43

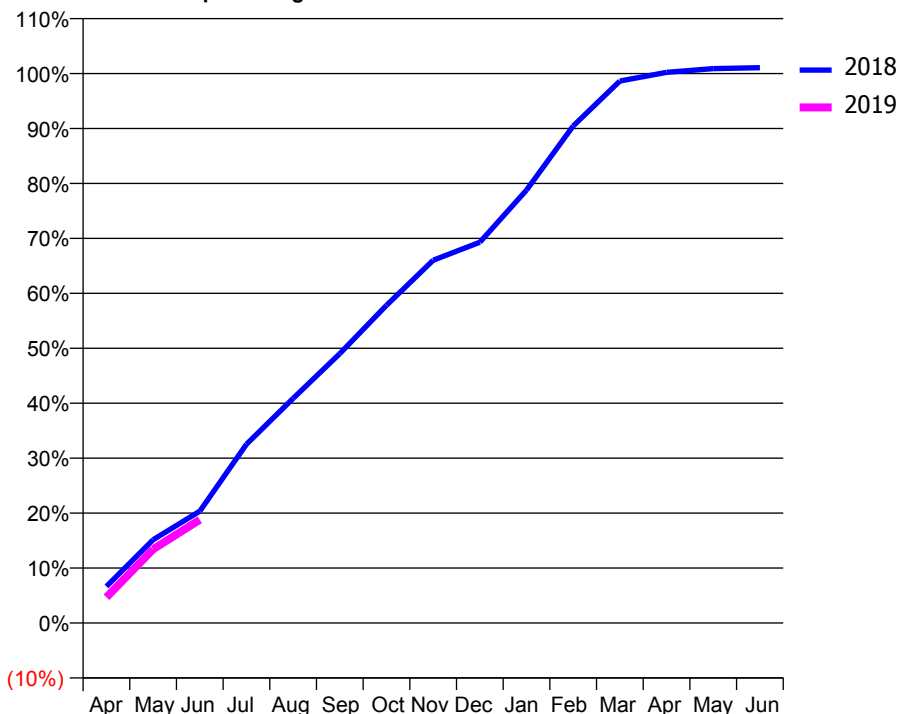
ACCESS*

Patients seen in 24 months	Total	Change since previous quarter
Quarter ending June 2017	5,010	
Quarter ending September 2017	5,061	→
Quarter ending December 2017	5,085	→
Quarter ending March 2018	4,978	↓
Quarter ending June 2018	5,062	→
Variance since June 2017	1.0%	→



ACTIVITY

Cumulative percentage of contracted UDA delivered 2018 & 2019



Adjusted Scheduled Activity (UDA)

Month	2018	2019
April	1,216	858
May	2,766	2,453
June	3,715	3,431
July	5,939	
August	7,468	
September	8,955	
October	10,557	
November	12,057	
December	12,653	
January	14,390	
February	16,520	
March	18,014	
April	18,303	
May	18,426	
June	18,455	

QUALITY

	Quantity	Base Number	Contract	AT	Region	England
% of FP17s for the same patient ID Re-attending within 3 months - Children	31	465	6.7%	9.9%	11.5%	11.5%
% of FP17s for the same patient ID Re-attending within 3 months - Adults	96	848	11.3%	15.7%	16.6%	15.4%
% of FP17s for the same patient ID Re-attending between 3 & 9 months - Children	218	465	46.9%	48.8%	48.8%	58.9%
% of FP17s for the same patient ID Re-attending between 3 & 9 months - Adults	282	848	33.3%	38.6%	39.3%	51.6%
% of FP17s for Band 1 Urgent Courses	81	1,106	7.3%	11.0%	10.6%	8.9%
% of FP17s Relating to Free Repair or Replacements	11	1,106	1.0%	0.5%	0.5%	0.8%
% of FP17s Relating to Continuations	12	1,106	1.1%	0.5%	0.7%	0.9%
% of Patients satisfied with the dentistry they have received	2	2	N/A	88.4%	90.4%	93.2%
% of Patients satisfied with the time they had to wait for an appointment	2	2	N/A	83.8%	85.3%	88.8%

* This is based on patients treated on this contract for their most recent course of treatment. Figures in italics indicate the base number of FP17s or Patient Questionnaire responses are less than 100. N/A is shown where the base number of responses is less than 10 during the period. % is calculated as Quantity/Base number*100

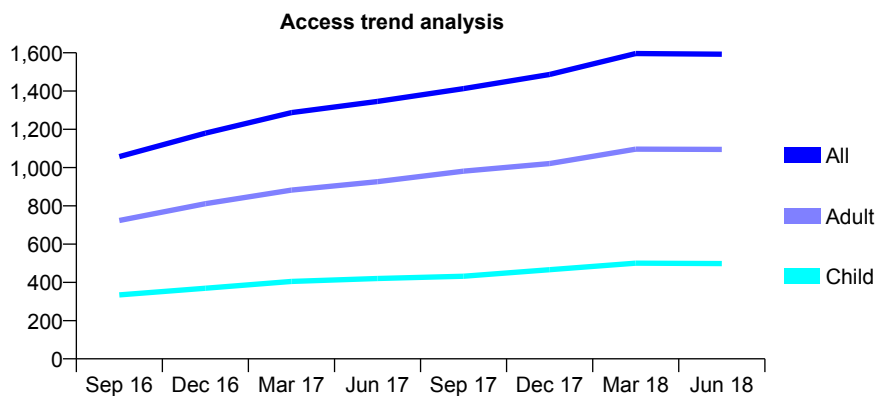
Q62 - Vital Signs At a Glance Contract Report for 944408/0005 - June 2018

Name or company name	MR A JESSA
Contract type name	GDS Contract
Purpose of contract	General
Contract start date	01/04/2015
Contract end date	

18/19 Contracted general activity (UDA)	5,000
Carry forward general activity (UDA)	0
18/19 Contracted orthodontic activity (UOA)	0
Carry forward orthodontic activity (UOA)	0
Baseline contract value	£112,879.35

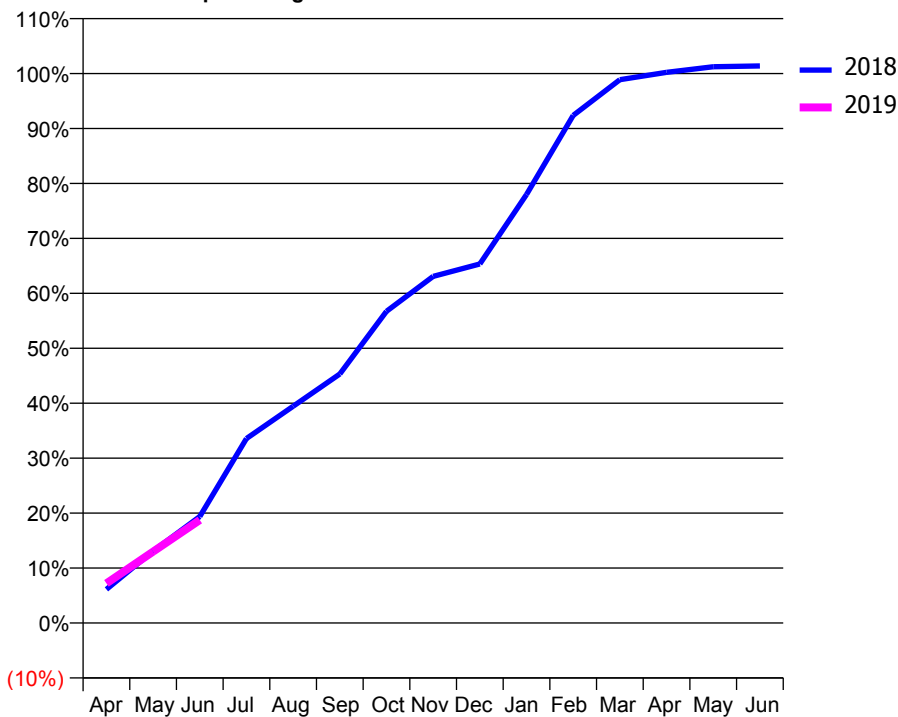
ACCESS*

Patients seen in 24 months	Total	Change since previous quarter
Quarter ending June 2017	1,346	
Quarter ending September 2017	1,413	↑
Quarter ending December 2017	1,487	↑
Quarter ending March 2018	1,596	↑
Quarter ending June 2018	1,593	→
Variance since June 2017	18.4%	↑



ACTIVITY

Cumulative percentage of contracted UDA delivered 2018 & 2019



Adjusted Scheduled Activity (UDA)		
Month	2018	2019
April	306	361
May	654	649
June	968	938
July	1,679	
August	1,972	
September	2,266	
October	2,836	
November	3,154	
December	3,267	
January	3,899	
February	4,619	
March	4,943	
April	5,011	
May	5,062	
June	5,069	

QUALITY

	Quantity	Base Number	Contract	AT	Region	England
% of FP17s for the same patient ID Re-attending within 3 months - Children	2	110	1.8%	9.9%	11.5%	11.5%
% of FP17s for the same patient ID Re-attending within 3 months - Adults	17	232	7.3%	15.7%	16.6%	15.4%
% of FP17s for the same patient ID Re-attending between 3 & 9 months - Children	36	110	32.7%	48.8%	48.8%	58.9%
% of FP17s for the same patient ID Re-attending between 3 & 9 months - Adults	55	232	23.7%	38.6%	39.3%	51.6%
% of FP17s for Band 1 Urgent Courses	14	294	4.8%	11.0%	10.6%	8.9%
% of FP17s Relating to Free Repair or Replacements	3	294	1.0%	0.5%	0.5%	0.8%
% of FP17s Relating to Continuations	1	294	0.3%	0.5%	0.7%	0.9%
% of Patients satisfied with the dentistry they have received	1	1	N/A	88.4%	90.4%	93.2%
% of Patients satisfied with the time they had to wait for an appointment	1	1	N/A	83.8%	85.3%	88.8%

* This is based on patients treated on this contract for their most recent course of treatment. Figures in italics indicate the base number of FP17s or Patient Questionnaire responses are less than 100. N/A is shown where the base number of responses is less than 10 during the period. % is calculated as Quantity/Base number*100

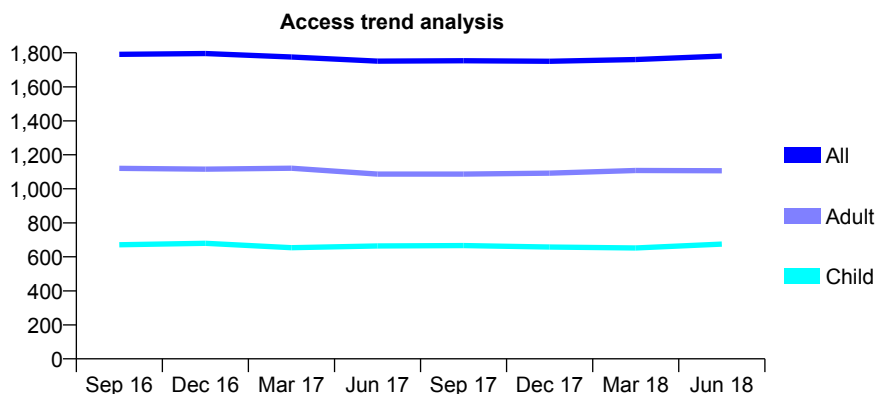
Q62 - Vital Signs At a Glance Contract Report for 949329/0001 - June 2018

Name or company name	MISS H KHALIQ
Contract type name	GDS Contract
Purpose of contract	General
Contract start date	01/04/2006
Contract end date	

18/19 Contracted general activity (UDA)	2,999
Carry forward general activity (UDA)	0
18/19 Contracted orthodontic activity (UOA)	0
Carry forward orthodontic activity (UOA)	0
Baseline contract value	£83,201.66

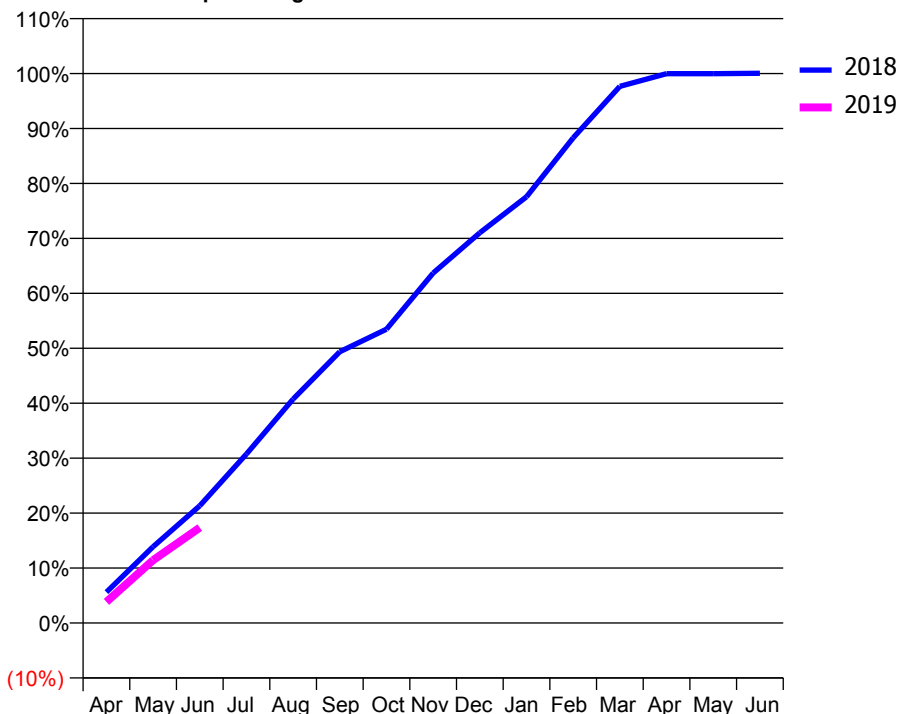
ACCESS*

Patients seen in 24 months	Total	Change since previous quarter
Quarter ending June 2017	1,751	
Quarter ending September 2017	1,753	→
Quarter ending December 2017	1,750	→
Quarter ending March 2018	1,760	→
Quarter ending June 2018	1,781	→
Variance since June 2017	1.7%	→



ACTIVITY

Cumulative percentage of contracted UDA delivered 2018 & 2019



Adjusted Scheduled Activity (UDA)

Month	2018	2019
April	168	115
May	417	343
June	640	521
July	923	
August	1,222	
September	1,481	
October	1,604	
November	1,910	
December	2,130	
January	2,326	
February	2,648	
March	2,929	
April	2,998	
May	2,998	
June	3,000	

QUALITY

	Quantity	Base Number	Contract	AT	Region	England
% of FP17s for the same patient ID Re-attending within 3 months - Children	4	219	1.8%	9.9%	11.5%	11.5%
% of FP17s for the same patient ID Re-attending within 3 months - Adults	14	218	6.4%	15.7%	16.6%	15.4%
% of FP17s for the same patient ID Re-attending between 3 & 9 months - Children	106	219	48.4%	48.8%	48.8%	58.9%
% of FP17s for the same patient ID Re-attending between 3 & 9 months - Adults	79	218	36.2%	38.6%	39.3%	51.6%
% of FP17s for Band 1 Urgent Courses	10	388	2.6%	11.0%	10.6%	8.9%
% of FP17s Relating to Free Repair or Replacements	0	388	0.0%	0.5%	0.5%	0.8%
% of FP17s Relating to Continuations	1	388	0.3%	0.5%	0.7%	0.9%
% of Patients satisfied with the dentistry they have received	1	1	N/A	88.4%	90.4%	93.2%
% of Patients satisfied with the time they had to wait for an appointment	1	1	N/A	83.8%	85.3%	88.8%

* This is based on patients treated on this contract for their most recent course of treatment. Figures in italics indicate the base number of FP17s or Patient Questionnaire responses are less than 100. N/A is shown where the base number of responses is less than 10 during the period. % is calculated as Quantity/Base number*100

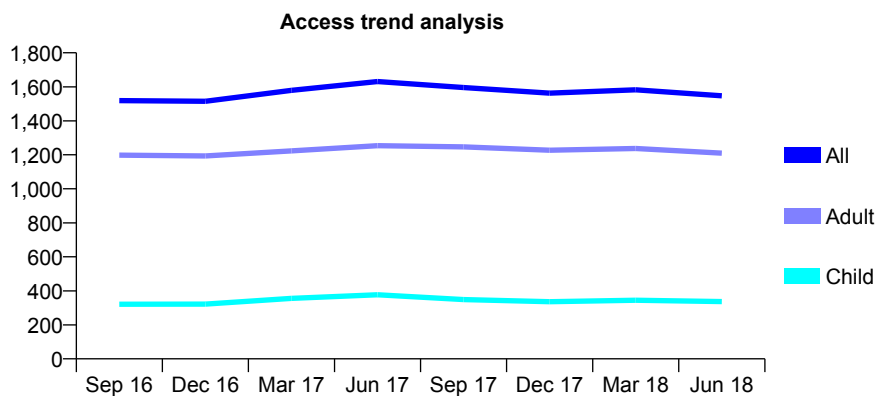
Q62 - Vital Signs At a Glance Contract Report for 951196/0001 - June 2018

Name or company name	Cornerstone Dental Practice
Contract type name	GDS Contract
Purpose of contract	General
Contract start date	01/04/2006
Contract end date	

18/19 Contracted general activity (UDA)	6,243
Carry forward general activity (UDA)	0
18/19 Contracted orthodontic activity (UOA)	0
Carry forward orthodontic activity (UOA)	0
Baseline contract value	£197,575.09

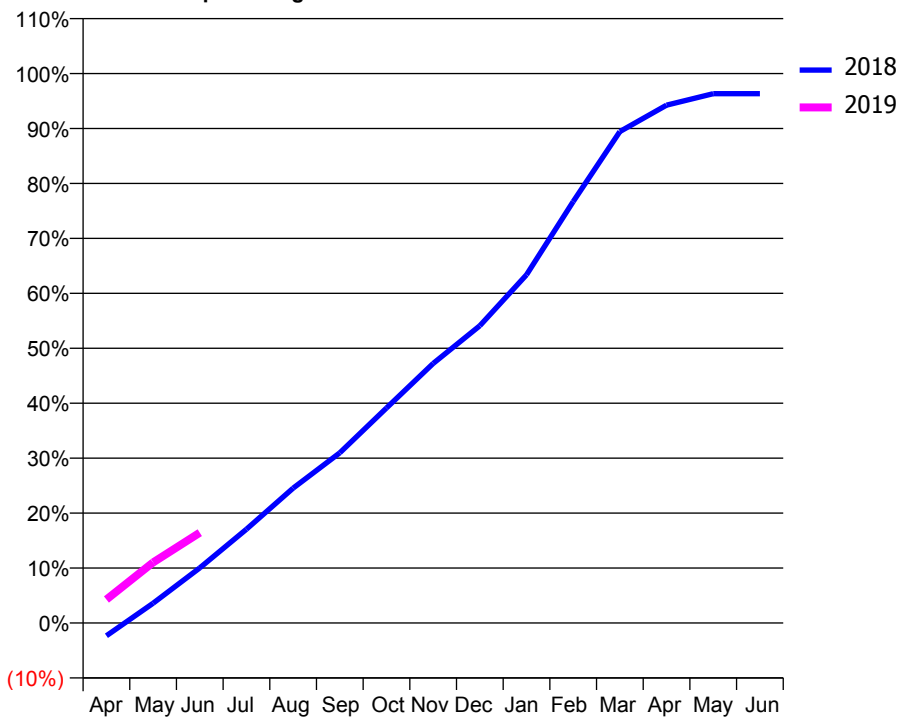
ACCESS*

Patients seen in 24 months	Total	Change since previous quarter
Quarter ending June 2017	1,631	
Quarter ending September 2017	1,596	↓
Quarter ending December 2017	1,563	↓
Quarter ending March 2018	1,582	→
Quarter ending June 2018	1,547	↓
Variance since June 2017	(5.2%)	↓



ACTIVITY

Cumulative percentage of contracted UDA delivered 2018 & 2019



Adjusted Scheduled Activity (UDA)

Month	2018	2019
April	-146	267
May	224	689
June	626	1,027
July	1,065	
August	1,532	
September	1,934	
October	2,442	
November	2,948	
December	3,377	
January	3,957	
February	4,788	
March	5,583	
April	5,883	
May	6,014	
June	6,014	

QUALITY

	Quantity	Base Number	Contract	AT	Region	England
% of FP17s for the same patient ID Re-attending within 3 months - Children	4	86	4.7%	9.9%	11.5%	11.5%
% of FP17s for the same patient ID Re-attending within 3 months - Adults	38	299	12.7%	15.7%	16.6%	15.4%
% of FP17s for the same patient ID Re-attending between 3 & 9 months - Children	35	86	40.7%	48.8%	48.8%	58.9%
% of FP17s for the same patient ID Re-attending between 3 & 9 months - Adults	101	299	33.8%	38.6%	39.3%	51.6%
% of FP17s for Band 1 Urgent Courses	8	284	2.8%	11.0%	10.6%	8.9%
% of FP17s Relating to Free Repair or Replacements	0	284	0.0%	0.5%	0.5%	0.8%
% of FP17s Relating to Continuations	0	284	0.0%	0.5%	0.7%	0.9%
% of Patients satisfied with the dentistry they have received	0	0	N/A	88.4%	90.4%	93.2%
% of Patients satisfied with the time they had to wait for an appointment	0	0	N/A	83.8%	85.3%	88.8%

* This is based on patients treated on this contract for their most recent course of treatment. Figures in italics indicate the base number of FP17s or Patient Questionnaire responses are less than 100. N/A is shown where the base number of responses is less than 10 during the period. % is calculated as Quantity/Base number*100

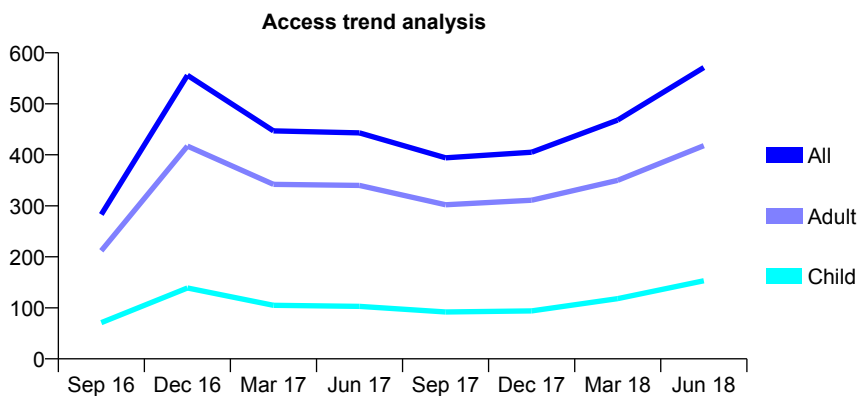
Q62 - Vital Signs At a Glance Contract Report for 960837/0003 - June 2018

Name or company name	MISS A VAZIR
Contract type name	GDS Contract
Purpose of contract	General
Contract start date	01/05/2013
Contract end date	

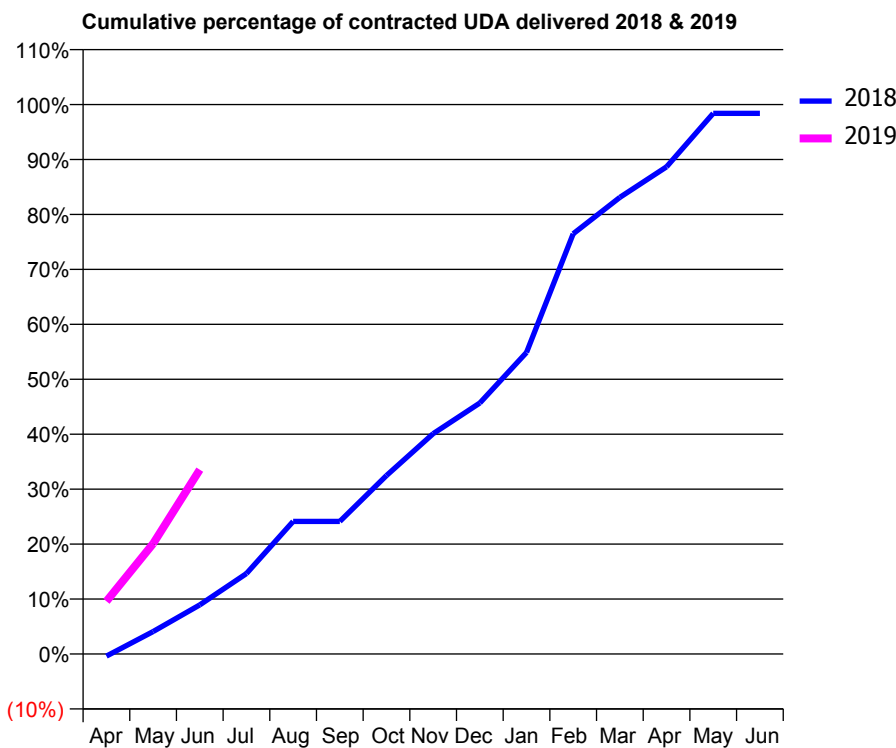
18/19 Contracted general activity (UDA)	2,000
Carry forward general activity (UDA)	0
18/19 Contracted orthodontic activity (UOA)	0
Carry forward orthodontic activity (UOA)	0
Baseline contract value	£53,537.06

ACCESS*

Patients seen in 24 months	Total	Change since previous quarter
Quarter ending June 2017	443	
Quarter ending September 2017	394	↓
Quarter ending December 2017	405	↑
Quarter ending March 2018	468	↑
Quarter ending June 2018	571	↑
Variance since June 2017	28.9%	↑



ACTIVITY



Adjusted Scheduled Activity (UDA)		
Month	2018	2019
April	-8	192
May	82	401
June	179	671
July	293	
August	483	
September	483	
October	650	
November	802	
December	914	
January	1,098	
February	1,529	
March	1,662	
April	1,773	
May	1,968	
June	1,968	

QUALITY

	Quantity	Base Number	Contract	AT	Region	England
% of FP17s for the same patient ID Re-attending within 3 months - Children	6	68	8.8%	9.9%	11.5%	11.5%
% of FP17s for the same patient ID Re-attending within 3 months - Adults	12	147	8.2%	15.7%	16.6%	15.4%
% of FP17s for the same patient ID Re-attending between 3 & 9 months - Children	12	68	17.6%	48.8%	48.8%	58.9%
% of FP17s for the same patient ID Re-attending between 3 & 9 months - Adults	21	147	14.3%	38.6%	39.3%	51.6%
% of FP17s for Band 1 Urgent Courses	10	163	6.1%	11.0%	10.6%	8.9%
% of FP17s Relating to Free Repair or Replacements	0	163	0.0%	0.5%	0.5%	0.8%
% of FP17s Relating to Continuations	0	163	0.0%	0.5%	0.7%	0.9%
% of Patients satisfied with the dentistry they have received	0	0	N/A	88.4%	90.4%	93.2%
% of Patients satisfied with the time they had to wait for an appointment	0	0	N/A	83.8%	85.3%	88.8%

* This is based on patients treated on this contract for their most recent course of treatment. Figures in italics indicate the base number of FP17s or Patient Questionnaire responses are less than 100. N/A is shown where the base number of responses is less than 10 during the period. % is calculated as Quantity/Base number*100

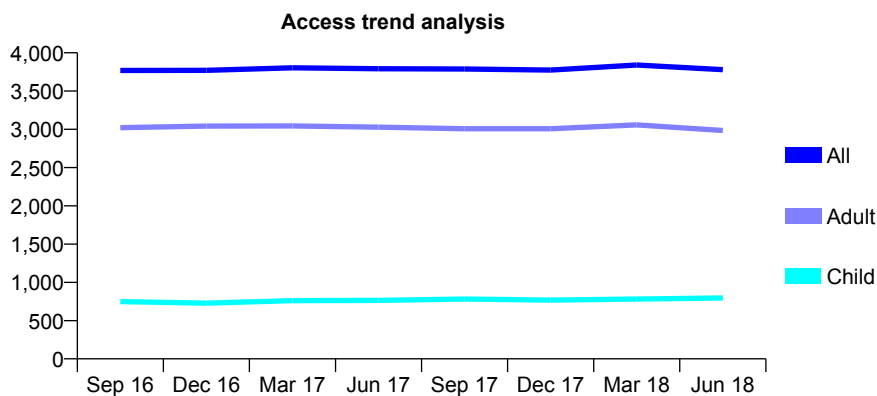
Q62 - Vital Signs At a Glance Contract Report for 961256/0001 - June 2018

Name or company name	Archna Patel and Rajesh Kylahsum
Contract type name	GDS Contract
Purpose of contract	General
Contract start date	01/01/2012
Contract end date	

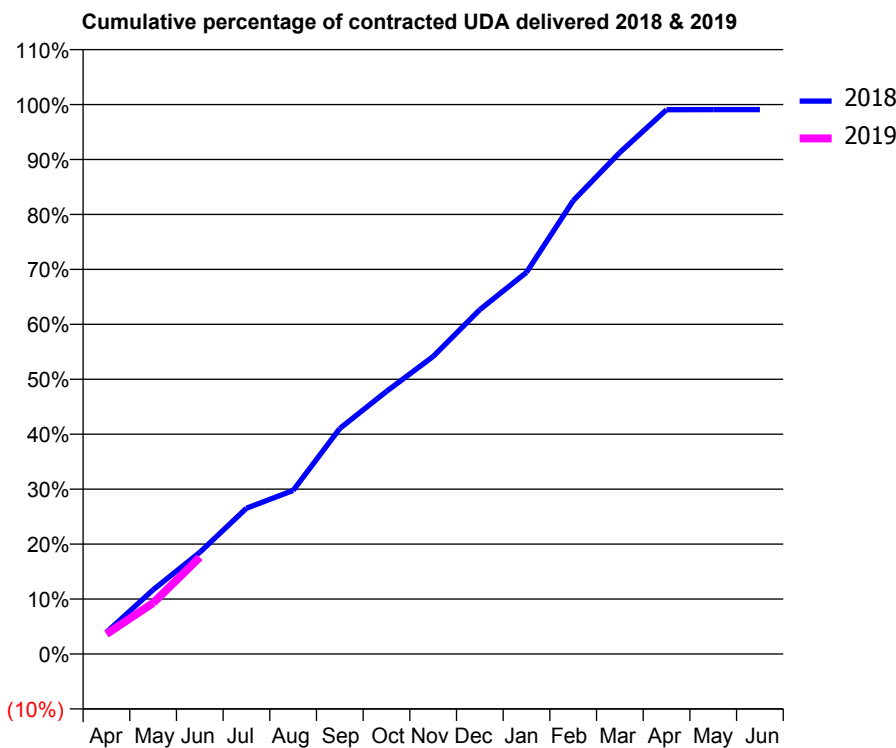
18/19 Contracted general activity (UDA)	9,749
Carry forward general activity (UDA)	0
18/19 Contracted orthodontic activity (UOA)	0
Carry forward orthodontic activity (UOA)	0
Baseline contract value	£274,253.17

ACCESS*

Patients seen in 24 months	Total	Change since previous quarter
Quarter ending June 2017	3,792	
Quarter ending September 2017	3,789	→
Quarter ending December 2017	3,775	→
Quarter ending March 2018	3,840	→
Quarter ending June 2018	3,780	↓
Variance since June 2017	(0.3%)	→



ACTIVITY



Month	Adjusted Scheduled Activity (UDA)	
	2018	2019
April	386	353
May	1,140	904
June	1,804	1,716
July	2,587	
August	2,901	
September	4,003	
October	4,659	
November	5,279	
December	6,109	
January	6,771	
February	8,043	
March	8,900	
April	9,655	
May	9,659	
June	9,659	

QUALITY

	Quantity	Base Number	Contract	AT	Region	England
% of FP17s for the same patient ID Re-attending within 3 months - Children	28	283	9.9%	9.9%	11.5%	11.5%
% of FP17s for the same patient ID Re-attending within 3 months - Adults	133	893	14.9%	15.7%	16.6%	15.4%
% of FP17s for the same patient ID Re-attending between 3 & 9 months - Children	158	283	55.8%	48.8%	48.8%	58.9%
% of FP17s for the same patient ID Re-attending between 3 & 9 months - Adults	440	893	49.3%	38.6%	39.3%	51.6%
% of FP17s for Band 1 Urgent Courses	48	762	6.3%	11.0%	10.6%	8.9%
% of FP17s Relating to Free Repair or Replacements	5	762	0.7%	0.5%	0.5%	0.8%
% of FP17s Relating to Continuations	3	762	0.4%	0.5%	0.7%	0.9%
% of Patients satisfied with the dentistry they have received	3	3	N/A	88.4%	90.4%	93.2%
% of Patients satisfied with the time they had to wait for an appointment	3	3	N/A	83.8%	85.3%	88.8%

* This is based on patients treated on this contract for their most recent course of treatment. Figures in italics indicate the base number of FP17s or Patient Questionnaire responses are less than 100. N/A is shown where the base number of responses is less than 10 during the period. % is calculated as Quantity/Base number*100

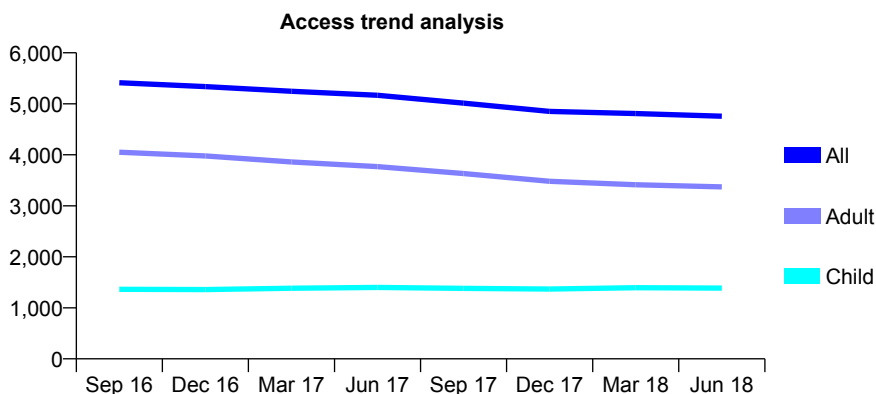
Q62 - Vital Signs At a Glance Contract Report for 963895/0001 - June 2018

Name or company name	MR SK MAKHIJANI
Contract type name	GDS Contract
Purpose of contract	General
Contract start date	01/04/2006
Contract end date	

18/19 Contracted general activity (UDA)	9,654
Carry forward general activity (UDA)	0
18/19 Contracted orthodontic activity (UOA)	0
Carry forward orthodontic activity (UOA)	0
Baseline contract value	£236,277.42

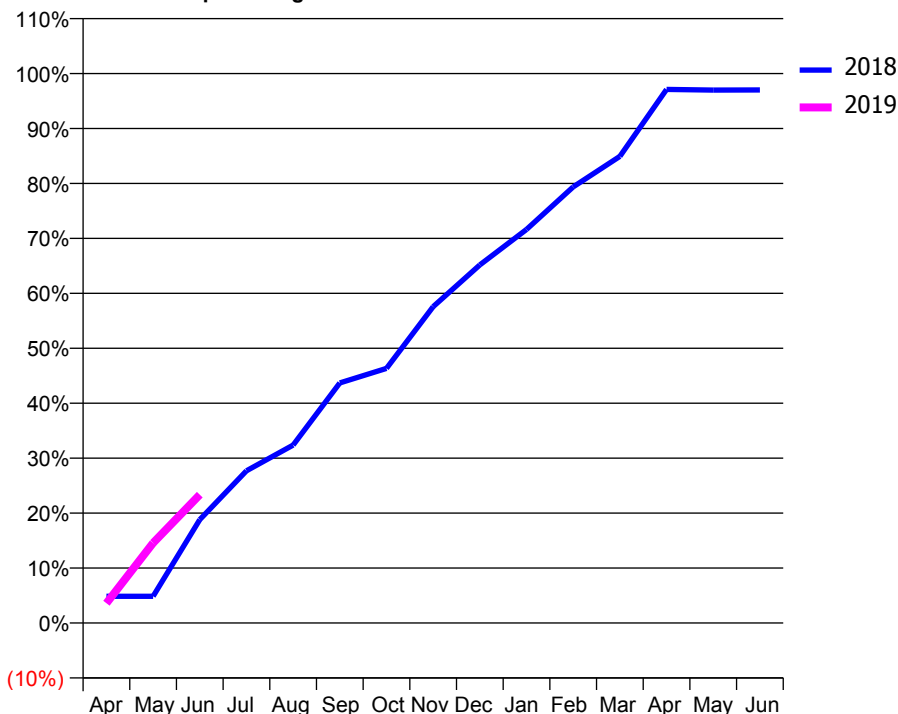
ACCESS*

Patients seen in 24 months	Total	Change since previous quarter
Quarter ending June 2017	5,168	
Quarter ending September 2017	5,014	↓
Quarter ending December 2017	4,850	↓
Quarter ending March 2018	4,809	→
Quarter ending June 2018	4,758	↓
Variance since June 2017	(7.9%)	↓



ACTIVITY

Cumulative percentage of contracted UDA delivered 2018 & 2019



Adjusted Scheduled Activity (UDA)

Month	2018	2019
April	470	347
May	470	1,407
June	1,816	2,255
July	2,674	
August	3,126	
September	4,217	
October	4,474	
November	5,557	
December	6,291	
January	6,914	
February	7,663	
March	8,198	
April	9,374	
May	9,362	
June	9,365	

QUALITY

	Quantity	Base Number	Contract	AT	Region	England
% of FP17s for the same patient ID Re-attending within 3 months - Children	34	498	6.8%	9.9%	11.5%	11.5%
% of FP17s for the same patient ID Re-attending within 3 months - Adults	123	1,169	10.5%	15.7%	16.6%	15.4%
% of FP17s for the same patient ID Re-attending between 3 & 9 months - Children	161	498	32.3%	48.8%	48.8%	58.9%
% of FP17s for the same patient ID Re-attending between 3 & 9 months - Adults	424	1,169	36.3%	38.6%	39.3%	51.6%
% of FP17s for Band 1 Urgent Courses	104	1,148	9.1%	11.0%	10.6%	8.9%
% of FP17s Relating to Free Repair or Replacements	3	1,148	0.3%	0.5%	0.5%	0.8%
% of FP17s Relating to Continuations	2	1,148	0.2%	0.5%	0.7%	0.9%
% of Patients satisfied with the dentistry they have received	7	8	N/A	88.4%	90.4%	93.2%
% of Patients satisfied with the time they had to wait for an appointment	8	8	N/A	83.8%	85.3%	88.8%

* This is based on patients treated on this contract for their most recent course of treatment. Figures in italics indicate the base number of FP17s or Patient Questionnaire responses are less than 100. N/A is shown where the base number of responses is less than 10 during the period. % is calculated as Quantity/Base number*100

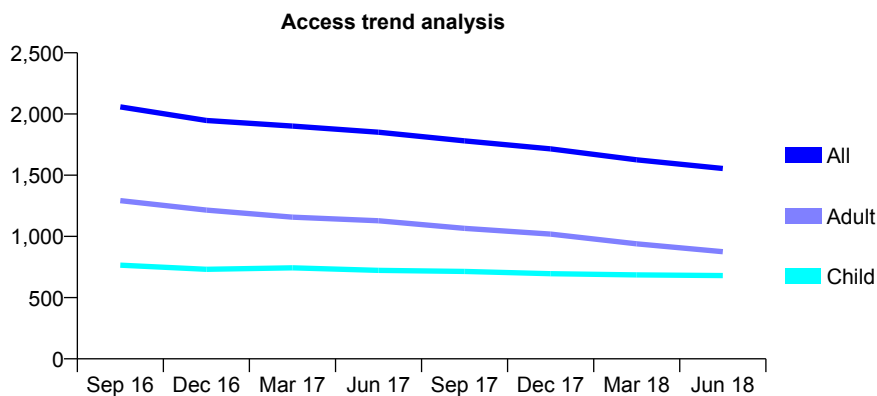
Q62 - Vital Signs At a Glance Contract Report for 967548/0001 - June 2018

Name or company name	Mr Ali J Abulhab
Contract type name	GDS Contract
Purpose of contract	General
Contract start date	01/12/2008
Contract end date	

18/19 Contracted general activity (UDA)	5,500
Carry forward general activity (UDA)	0
18/19 Contracted orthodontic activity (UOA)	0
Carry forward orthodontic activity (UOA)	0
Baseline contract value	£137,640.21

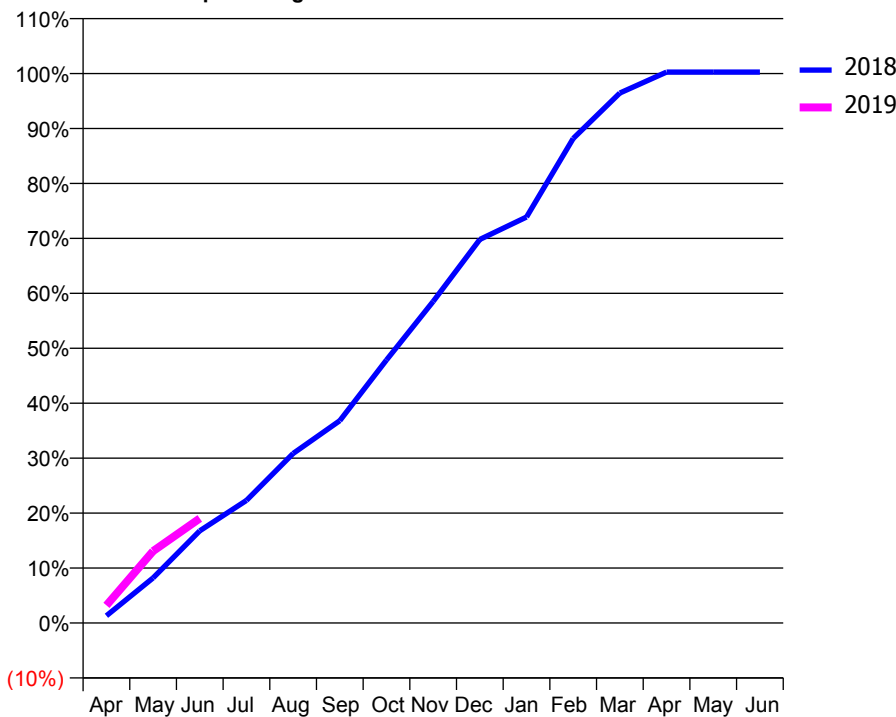
ACCESS*

Patients seen in 24 months	Total	Change since previous quarter
Quarter ending June 2017	1,851	
Quarter ending September 2017	1,780	↓
Quarter ending December 2017	1,715	↓
Quarter ending March 2018	1,626	↓
Quarter ending June 2018	1,555	↓
Variance since June 2017	(16.0%)	↓



ACTIVITY

Cumulative percentage of contracted UDA delivered 2018 & 2019



Adjusted Scheduled Activity (UDA)

Month	2018	2019
April	73	176
May	452	720
June	923	1,047
July	1,227	
August	1,698	
September	2,026	
October	2,633	
November	3,218	
December	3,839	
January	4,063	
February	4,850	
March	5,305	
April	5,514	
May	5,514	
June	5,514	

QUALITY

	Quantity	Base Number	Contract	AT	Region	England
% of FP17s for the same patient ID Re-attending within 3 months - Children	24	240	10.0%	9.9%	11.5%	11.5%
% of FP17s for the same patient ID Re-attending within 3 months - Adults	25	149	16.8%	15.7%	16.6%	15.4%
% of FP17s for the same patient ID Re-attending between 3 & 9 months - Children	118	240	49.2%	48.8%	48.8%	58.9%
% of FP17s for the same patient ID Re-attending between 3 & 9 months - Adults	43	149	28.9%	38.6%	39.3%	51.6%
% of FP17s for Band 1 Urgent Courses	13	332	3.9%	11.0%	10.6%	8.9%
% of FP17s Relating to Free Repair or Replacements	1	332	0.3%	0.5%	0.5%	0.8%
% of FP17s Relating to Continuations	0	332	0.0%	0.5%	0.7%	0.9%
% of Patients satisfied with the dentistry they have received	0	0	N/A	88.4%	90.4%	93.2%
% of Patients satisfied with the time they had to wait for an appointment	0	0	N/A	83.8%	85.3%	88.8%

* This is based on patients treated on this contract for their most recent course of treatment. Figures in italics indicate the base number of FP17s or Patient Questionnaire responses are less than 100. N/A is shown where the base number of responses is less than 10 during the period. % is calculated as Quantity/Base number*100

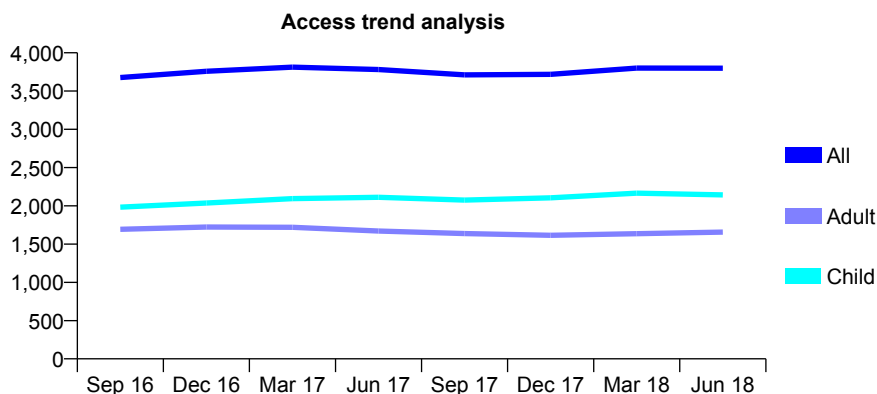
Q62 - Vital Signs At a Glance Contract Report for 979414/0003 - June 2018

Name or company name	MR SS GHALLEY
Contract type name	GDS Contract
Purpose of contract	General
Contract start date	01/04/2006
Contract end date	

18/19 Contracted general activity (UDA)	13,002
Carry forward general activity (UDA)	0
18/19 Contracted orthodontic activity (UOA)	0
Carry forward orthodontic activity (UOA)	0
Baseline contract value	£432,714.17

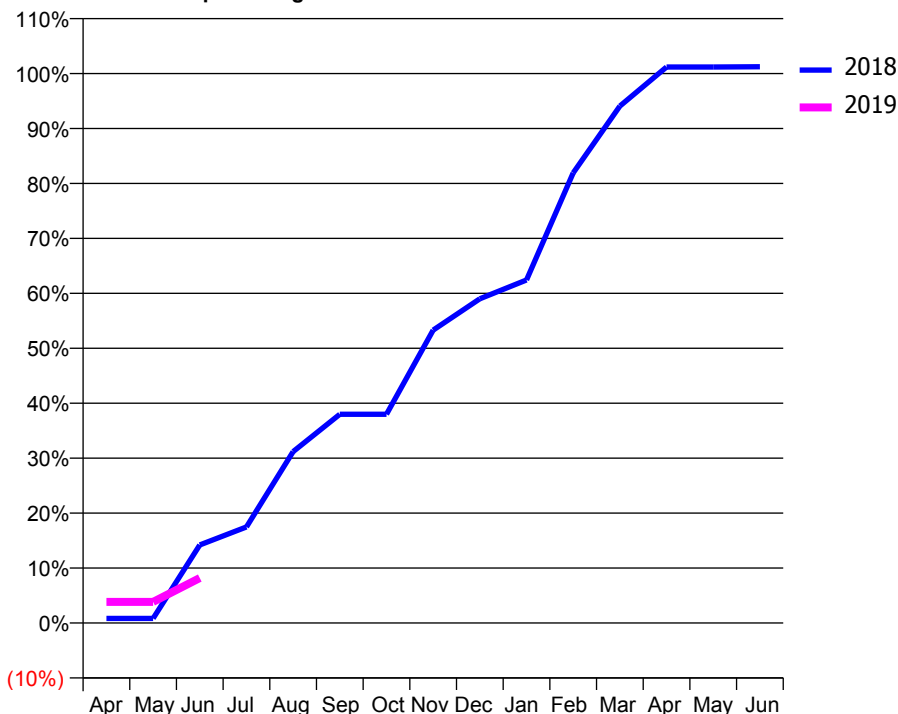
ACCESS*

Patients seen in 24 months	Total	Change since previous quarter
Quarter ending June 2017	3,781	
Quarter ending September 2017	3,712	↓
Quarter ending December 2017	3,719	→
Quarter ending March 2018	3,800	↑
Quarter ending June 2018	3,799	→
Variance since June 2017	0.5%	→



ACTIVITY

Cumulative percentage of contracted UDA delivered 2018 & 2019



Month	Adjusted Scheduled Activity (UDA)	
	2018	2019
April	110	502
May	110	502
June	1,847	1,066
July	2,272	
August	4,055	
September	4,940	
October	4,940	
November	6,929	
December	7,673	
January	8,118	
February	10,651	
March	12,230	
April	13,157	
May	13,157	
June	13,161	

QUALITY

	Quantity	Base Number	Contract	AT	Region	England
% of FP17s for the same patient ID Re-attending within 3 months - Children	37	420	8.8%	9.9%	11.5%	11.5%
% of FP17s for the same patient ID Re-attending within 3 months - Adults	54	310	17.4%	15.7%	16.6%	15.4%
% of FP17s for the same patient ID Re-attending between 3 & 9 months - Children	228	420	54.3%	48.8%	48.8%	58.9%
% of FP17s for the same patient ID Re-attending between 3 & 9 months - Adults	129	310	41.6%	38.6%	39.3%	51.6%
% of FP17s for Band 1 Urgent Courses	46	518	8.9%	11.0%	10.6%	8.9%
% of FP17s Relating to Free Repair or Replacements	1	518	0.2%	0.5%	0.5%	0.8%
% of FP17s Relating to Continuations	11	518	2.1%	0.5%	0.7%	0.9%
% of Patients satisfied with the dentistry they have received	2	3	N/A	88.4%	90.4%	93.2%
% of Patients satisfied with the time they had to wait for an appointment	1	3	N/A	83.8%	85.3%	88.8%

* This is based on patients treated on this contract for their most recent course of treatment. Figures in italics indicate the base number of FP17s or Patient Questionnaire responses are less than 100. N/A is shown where the base number of responses is less than 10 during the period. % is calculated as Quantity/Base number*100

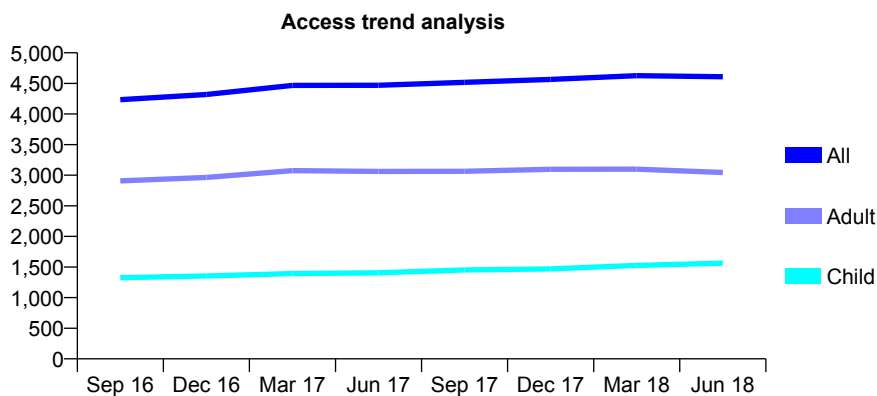
Q62 - Vital Signs At a Glance Contract Report for 979414/0005 - June 2018

Name or company name	Baljeet Singh Chawla
Contract type name	GDS Contract
Purpose of contract	General
Contract start date	01/05/2009
Contract end date	

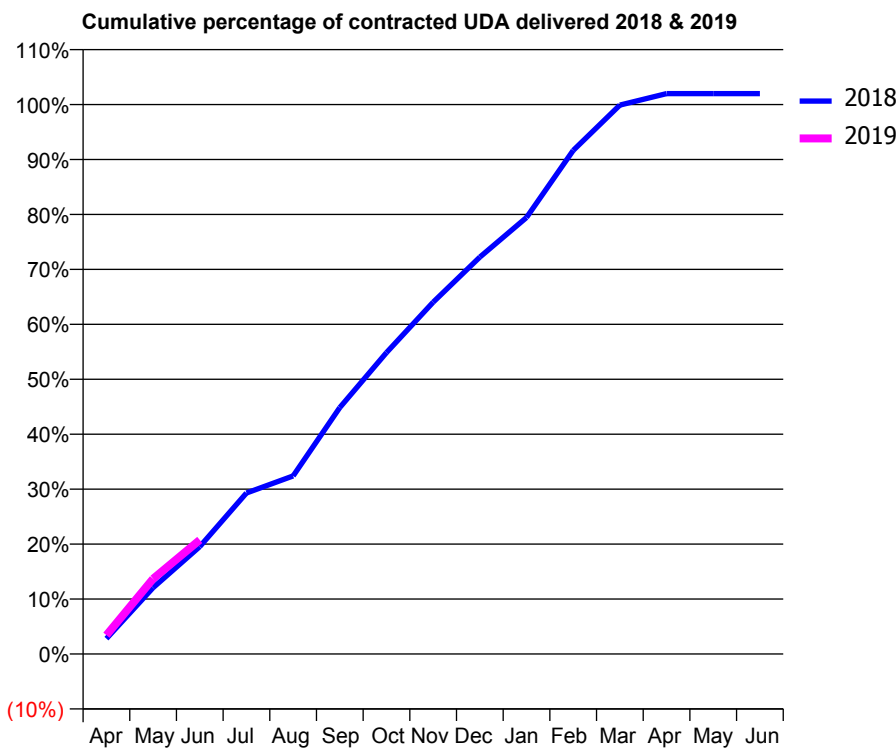
18/19 Contracted general activity (UDA)	12,820
Carry forward general activity (UDA)	0
18/19 Contracted orthodontic activity (UOA)	0
Carry forward orthodontic activity (UOA)	0
Baseline contract value	£333,519.00

ACCESS*

Patients seen in 24 months	Total	Change since previous quarter
Quarter ending June 2017	4,469	
Quarter ending September 2017	4,517	→
Quarter ending December 2017	4,565	→
Quarter ending March 2018	4,626	→
Quarter ending June 2018	4,608	→
Variance since June 2017	3.1%	↑



ACTIVITY



Month	Adjusted Scheduled Activity (UDA)	
	2018	2019
April	359	440
May	1,549	1,757
June	2,507	2,660
July	3,757	
August	4,154	
September	5,750	
October	7,032	
November	8,209	
December	9,259	
January	10,184	
February	11,750	
March	12,806	
April	13,074	
May	13,074	
June	13,075	

QUALITY

	Quantity	Base Number	Contract	AT	Region	England
% of FP17s for the same patient ID Re-attending within 3 months - Children	44	572	7.7%	9.9%	11.5%	11.5%
% of FP17s for the same patient ID Re-attending within 3 months - Adults	102	736	13.9%	15.7%	16.6%	15.4%
% of FP17s for the same patient ID Re-attending between 3 & 9 months - Children	337	572	58.9%	48.8%	48.8%	58.9%
% of FP17s for the same patient ID Re-attending between 3 & 9 months - Adults	306	736	41.6%	38.6%	39.3%	51.6%
% of FP17s for Band 1 Urgent Courses	112	1,171	9.6%	11.0%	10.6%	8.9%
% of FP17s Relating to Free Repair or Replacements	13	1,171	1.1%	0.5%	0.5%	0.8%
% of FP17s Relating to Continuations	1	1,171	0.1%	0.5%	0.7%	0.9%
% of Patients satisfied with the dentistry they have received	0	1	N/A	88.4%	90.4%	93.2%
% of Patients satisfied with the time they had to wait for an appointment	1	1	N/A	83.8%	85.3%	88.8%

* This is based on patients treated on this contract for their most recent course of treatment. Figures in italics indicate the base number of FP17s or Patient Questionnaire responses are less than 100. N/A is shown where the base number of responses is less than 10 during the period. % is calculated as Quantity/Base number*100

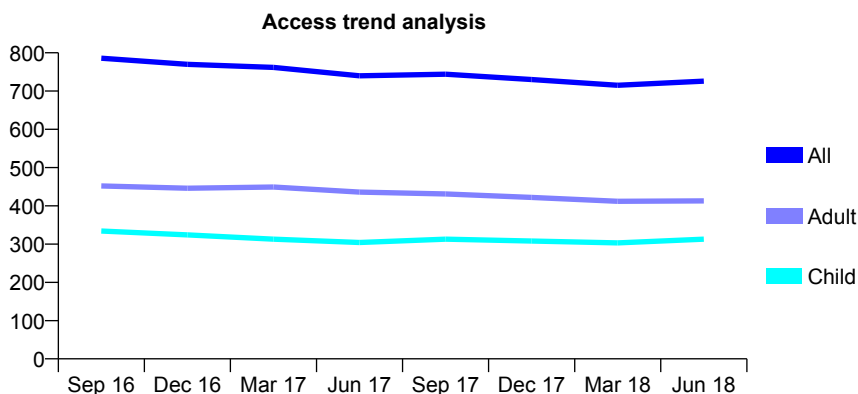
Q62 - Vital Signs At a Glance Contract Report for 982849/0001 - June 2018

Name or company name	MR RJ O'MALLEY
Contract type name	GDS Contract
Purpose of contract	General
Contract start date	01/04/2006
Contract end date	

18/19 Contracted general activity (UDA)	1,355
Carry forward general activity (UDA)	0
18/19 Contracted orthodontic activity (UOA)	0
Carry forward orthodontic activity (UOA)	0
Baseline contract value	£36,633.08

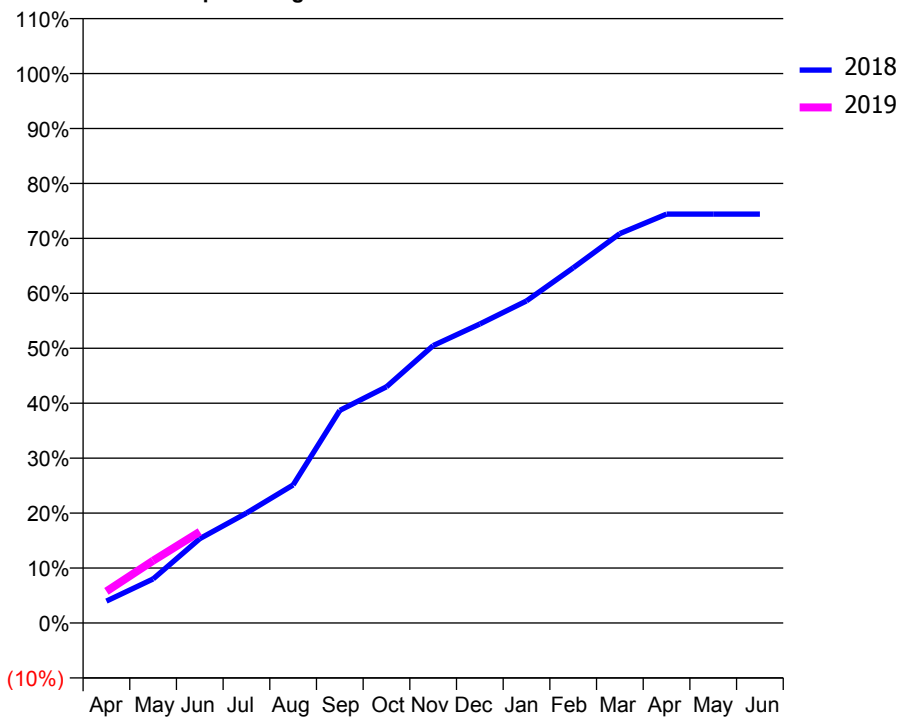
ACCESS*

Patients seen in 24 months	Total	Change since previous quarter
Quarter ending June 2017	740	
Quarter ending September 2017	744	→
Quarter ending December 2017	730	↓
Quarter ending March 2018	715	↓
Quarter ending June 2018	726	→
Variance since June 2017	(1.9%)	↓



ACTIVITY

Cumulative percentage of contracted UDA delivered 2018 & 2019



Adjusted Scheduled Activity (UDA)

Month	2018	2019
April	54	78
May	109	154
June	208	225
July	271	
August	341	
September	524	
October	583	
November	684	
December	737	
January	794	
February	876	
March	960	
April	1,008	
May	1,008	
June	1,008	

QUALITY

	Quantity	Base Number	Contract	AT	Region	England
% of FP17s for the same patient ID Re-attending within 3 months - Children	4	75	5.3%	9.9%	11.5%	11.5%
% of FP17s for the same patient ID Re-attending within 3 months - Adults	9	123	7.3%	15.7%	16.6%	15.4%
% of FP17s for the same patient ID Re-attending between 3 & 9 months - Children	22	75	29.3%	48.8%	48.8%	58.9%
% of FP17s for the same patient ID Re-attending between 3 & 9 months - Adults	39	123	31.7%	38.6%	39.3%	51.6%
% of FP17s for Band 1 Urgent Courses	5	156	3.2%	11.0%	10.6%	8.9%
% of FP17s Relating to Free Repair or Replacements	0	156	0.0%	0.5%	0.5%	0.8%
% of FP17s Relating to Continuations	0	156	0.0%	0.5%	0.7%	0.9%
% of Patients satisfied with the dentistry they have received	0	0	N/A	88.4%	90.4%	93.2%
% of Patients satisfied with the time they had to wait for an appointment	0	0	N/A	83.8%	85.3%	88.8%

* This is based on patients treated on this contract for their most recent course of treatment. Figures in italics indicate the base number of FP17s or Patient Questionnaire responses are less than 100. N/A is shown where the base number of responses is less than 10 during the period. % is calculated as Quantity/Base number*100

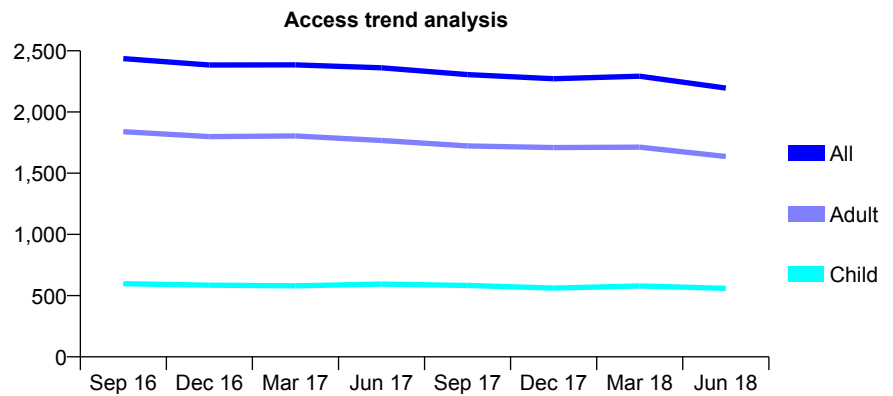
Q62 - Vital Signs At a Glance Contract Report for 998214/0001 - June 2018

Name or company name	MR DS KOONER
Contract type name	GDS Contract
Purpose of contract	General
Contract start date	01/04/2006
Contract end date	

18/19 Contracted general activity (UDA)	7,767
Carry forward general activity (UDA)	0
18/19 Contracted orthodontic activity (UOA)	0
Carry forward orthodontic activity (UOA)	0
Baseline contract value	£237,125.45

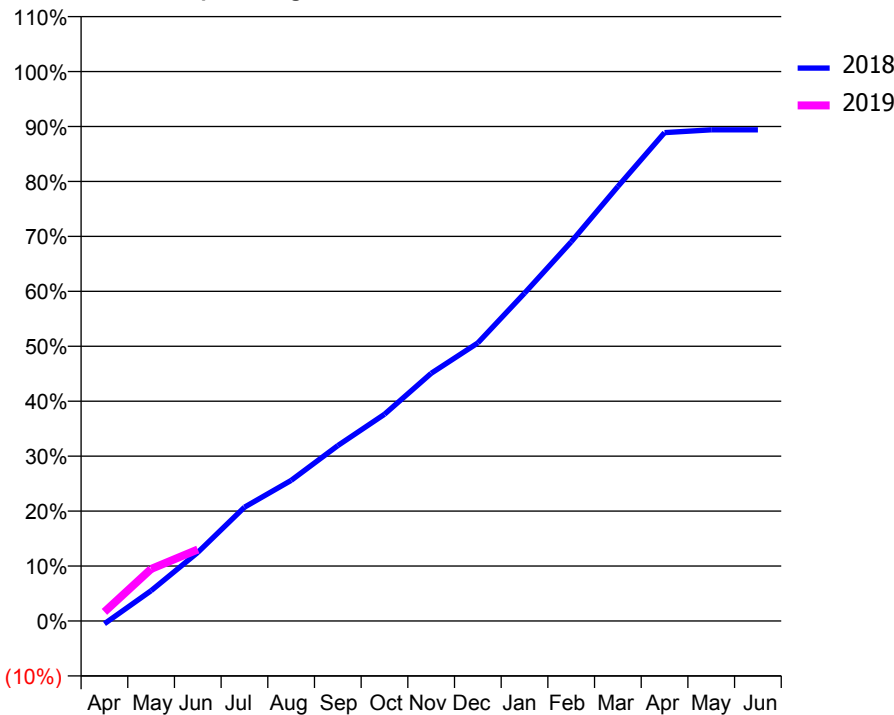
ACCESS*

Patients seen in 24 months	Total	Change since previous quarter
Quarter ending June 2017	2,361	
Quarter ending September 2017	2,306	↓
Quarter ending December 2017	2,272	↓
Quarter ending March 2018	2,292	→
Quarter ending June 2018	2,196	↓
Variance since June 2017	(7.0%)	↓



ACTIVITY

Cumulative percentage of contracted UDA delivered 2018 & 2019



Month	Adjusted Scheduled Activity (UDA)	
	2018	2019
April	-40	130
May	428	735
June	969	1,012
July	1,608	
August	1,987	
September	2,479	
October	2,923	
November	3,502	
December	3,931	
January	4,634	
February	5,359	
March	6,141	
April	6,903	
May	6,943	
June	6,943	

QUALITY

	Quantity	Base Number	Contract	AT	Region	England
% of FP17s for the same patient ID Re-attending within 3 months - Children	13	143	9.1%	9.9%	11.5%	11.5%
% of FP17s for the same patient ID Re-attending within 3 months - Adults	60	333	18.0%	15.7%	16.6%	15.4%
% of FP17s for the same patient ID Re-attending between 3 & 9 months - Children	28	143	19.6%	48.8%	48.8%	58.9%
% of FP17s for the same patient ID Re-attending between 3 & 9 months - Adults	74	333	22.2%	38.6%	39.3%	51.6%
% of FP17s for Band 1 Urgent Courses	33	297	11.1%	11.0%	10.6%	8.9%
% of FP17s Relating to Free Repair or Replacements	2	297	0.7%	0.5%	0.5%	0.8%
% of FP17s Relating to Continuations	2	297	0.7%	0.5%	0.7%	0.9%
% of Patients satisfied with the dentistry they have received	3	3	N/A	88.4%	90.4%	93.2%
% of Patients satisfied with the time they had to wait for an appointment	3	3	N/A	83.8%	85.3%	88.8%

* This is based on patients treated on this contract for their most recent course of treatment. Figures in italics indicate the base number of FP17s or Patient Questionnaire responses are less than 100. N/A is shown where the base number of responses is less than 10 during the period. % is calculated as Quantity/Base number*100

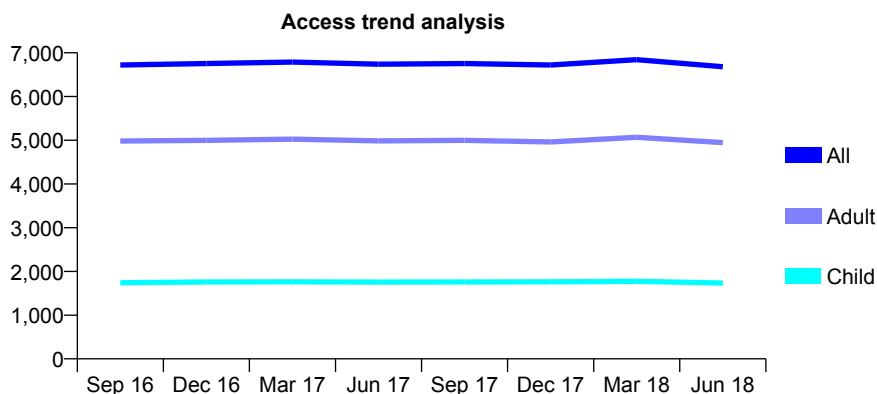
Q62 - Vital Signs At a Glance Contract Report for 998214/0002 - June 2018

Name or company name	MR DS KOONER
Contract type name	GDS Contract
Purpose of contract	General
Contract start date	01/04/2006
Contract end date	

18/19 Contracted general activity (UDA)	16,231
Carry forward general activity (UDA)	0
18/19 Contracted orthodontic activity (UOA)	0
Carry forward orthodontic activity (UOA)	0
Baseline contract value	£537,253.56

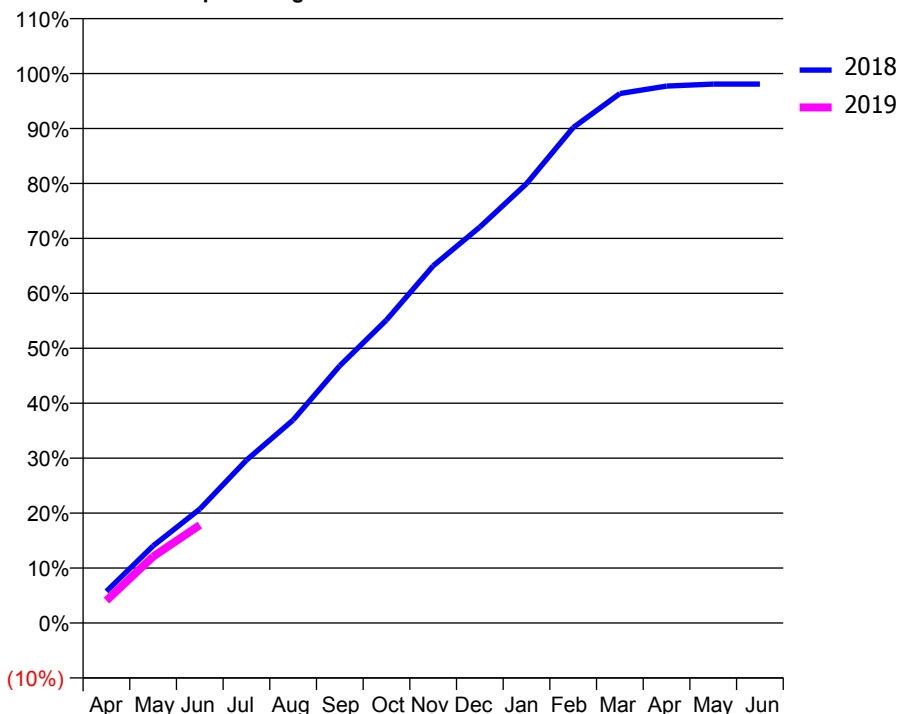
ACCESS*

Patients seen in 24 months	Total	Change since previous quarter
Quarter ending June 2017	6,739	
Quarter ending September 2017	6,754	→
Quarter ending December 2017	6,722	→
Quarter ending March 2018	6,843	→
Quarter ending June 2018	6,681	↓
Variance since June 2017	(0.9%)	→



ACTIVITY

Cumulative percentage of contracted UDA delivered 2018 & 2019



Month	Adjusted Scheduled Activity (UDA)	
	2018	2019
April	935	666
May	2,280	1,965
June	3,367	2,895
July	4,813	
August	5,998	
September	7,601	
October	8,949	
November	10,551	
December	11,697	
January	12,976	
February	14,636	
March	15,640	
April	15,859	
May	15,918	
June	15,918	

QUALITY

	Quantity	Base Number	Contract	AT	Region	England
% of FP17s for the same patient ID Re-attending within 3 months - Children	30	359	8.4%	9.9%	11.5%	11.5%
% of FP17s for the same patient ID Re-attending within 3 months - Adults	150	1,029	14.6%	15.7%	16.6%	15.4%
% of FP17s for the same patient ID Re-attending between 3 & 9 months - Children	126	359	35.1%	48.8%	48.8%	58.9%
% of FP17s for the same patient ID Re-attending between 3 & 9 months - Adults	318	1,029	30.9%	38.6%	39.3%	51.6%
% of FP17s for Band 1 Urgent Courses	75	997	7.5%	11.0%	10.6%	8.9%
% of FP17s Relating to Free Repair or Replacements	10	997	1.0%	0.5%	0.5%	0.8%
% of FP17s Relating to Continuations	16	997	1.6%	0.5%	0.7%	0.9%
% of Patients satisfied with the dentistry they have received	8	8	N/A	88.4%	90.4%	93.2%
% of Patients satisfied with the time they had to wait for an appointment	6	8	N/A	83.8%	85.3%	88.8%

* This is based on patients treated on this contract for their most recent course of treatment. Figures in italics indicate the base number of FP17s or Patient Questionnaire responses are less than 100. N/A is shown where the base number of responses is less than 10 during the period. % is calculated as Quantity/Base number*100

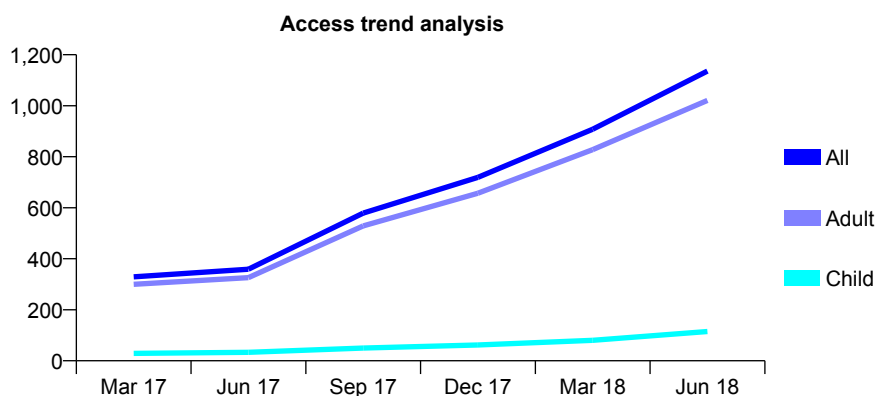
Q63 - Vital Signs At a Glance Contract Report for 100178/0000 - June 2018

Name or company name	Dentistry for You
Contract type name	PDS Contract
Purpose of contract	General
Contract start date	01/07/2016
Contract end date	31/05/2021

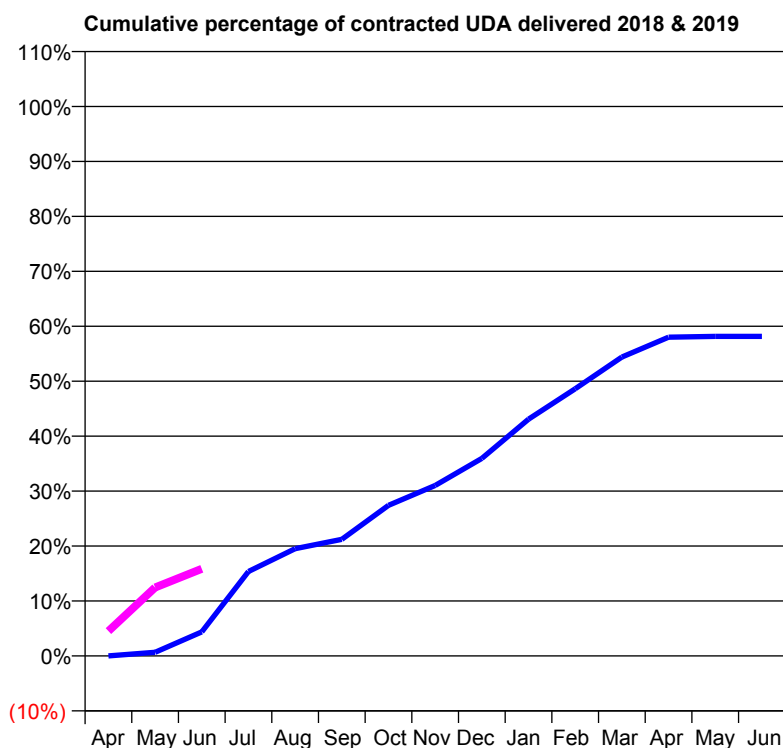
18/19 Contracted general activity (UDA)	2,678
Carry forward general activity (UDA)	0
18/19 Contracted orthodontic activity (UOA)	0
Carry forward orthodontic activity (UOA)	0
Baseline contract value	£135,739.99

ACCESS*

Patients seen in 24 months	Total	Change since previous quarter
Quarter ending June 2017	359	
Quarter ending September 2017	579	↑
Quarter ending December 2017	719	↑
Quarter ending March 2018	908	↑
Quarter ending June 2018	1,136	↑
Variance since June 2017	216.4%	↑



ACTIVITY



Month	Adjusted Scheduled Activity (UDA)	
	2018	2019
April	0	121
May	23	334
June	147	425
July	515	
August	654	
September	711	
October	919	
November	1,039	
December	1,205	
January	1,444	
February	1,629	
March	1,823	
April	1,944	
May	1,949	
June	1,949	

QUALITY

	Quantity	Base Number	Contract	AT	Region	England
% of FP17s for the same patient ID Re-attending within 3 months - Children	0	82	0.0%	9.8%	11.5%	11.5%
% of FP17s for the same patient ID Re-attending within 3 months - Adults	9	434	2.1%	15.4%	16.6%	15.4%
% of FP17s for the same patient ID Re-attending between 3 & 9 months - Children	0	82	0.0%	49.2%	48.8%	58.9%
% of FP17s for the same patient ID Re-attending between 3 & 9 months - Adults	1	434	0.2%	39.1%	39.3%	51.6%
% of FP17s for Band 1 Urgent Courses	350	355	98.6%	10.0%	10.6%	8.9%
% of FP17s Relating to Free Repair or Replacements	0	355	0.0%	0.6%	0.5%	0.8%
% of FP17s Relating to Continuations	0	355	0.0%	0.9%	0.7%	0.9%
% of Patients satisfied with the dentistry they have received	1	1	N/A	91.6%	90.4%	93.2%
% of Patients satisfied with the time they had to wait for an appointment	1	1	N/A	88.0%	85.3%	88.8%

* This is based on patients treated on this contract for their most recent course of treatment. Figures in italics indicate the base number of FP17s or Patient Questionnaire responses are less than 100. N/A is shown where the base number of responses is less than 10 during the period. % is calculated as Quantity/Base number*100

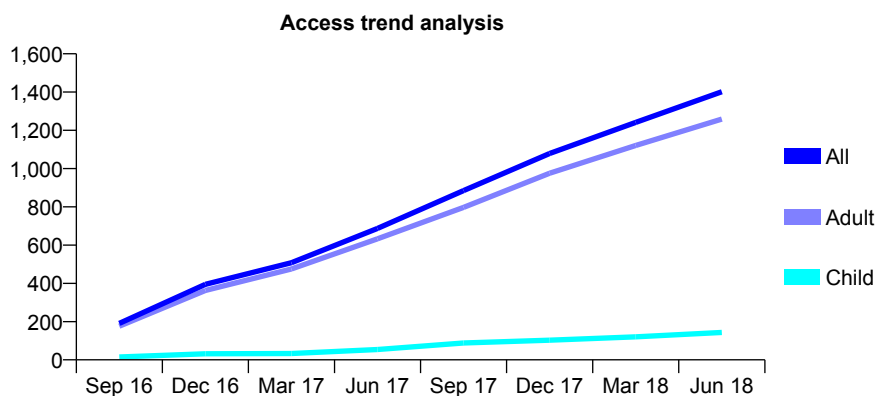
Q63 - Vital Signs At a Glance Contract Report for 100185/0000 - June 2018

Name or company name	IDH Limited
Contract type name	PDS Contract
Purpose of contract	General
Contract start date	01/07/2016
Contract end date	31/05/2021

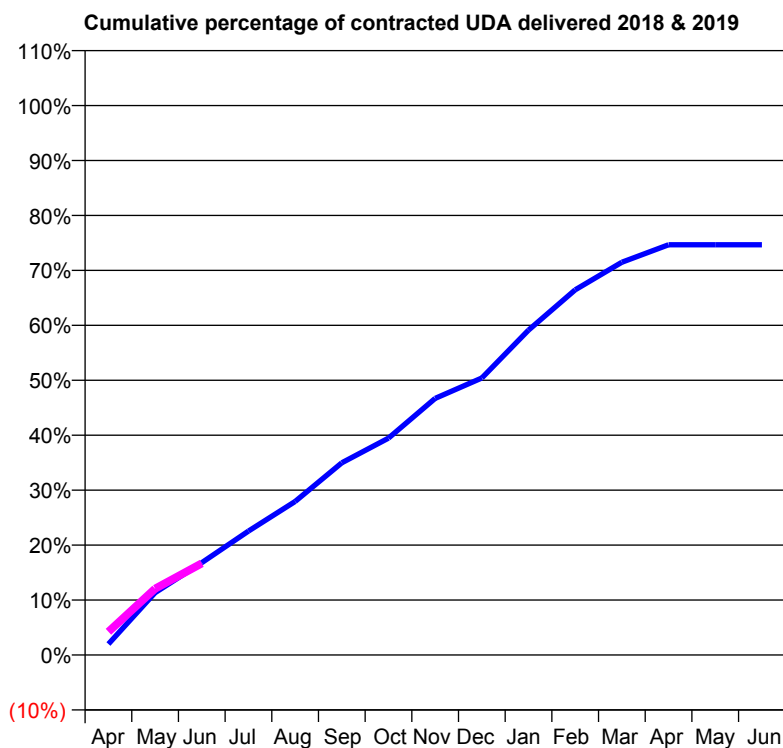
18/19 Contracted general activity (UDA)	3,478
Carry forward general activity (UDA)	0
18/19 Contracted orthodontic activity (UOA)	0
Carry forward orthodontic activity (UOA)	0
Baseline contract value	£179,715.67

ACCESS*

Patients seen in 24 months	Total	Change since previous quarter
Quarter ending June 2017	687	
Quarter ending September 2017	885	↑
Quarter ending December 2017	1,079	↑
Quarter ending March 2018	1,241	↑
Quarter ending June 2018	1,402	↑
Variance since June 2017	104.1%	↑



ACTIVITY



Month	Adjusted Scheduled Activity (UDA)	
	2018	2019
April	70	147
May	395	420
June	584	581
July	785	
August	972	
September	1,217	
October	1,373	
November	1,625	
December	1,753	
January	2,057	
February	2,311	
March	2,486	
April	2,597	
May	2,597	
June	2,597	

QUALITY

	Quantity	Base Number	Contract	AT	Region	England
% of FP17s for the same patient ID Re-attending within 3 months - Children	1	82	1.2%	9.8%	11.5%	11.5%
% of FP17s for the same patient ID Re-attending within 3 months - Adults	10	494	2.0%	15.4%	16.6%	15.4%
% of FP17s for the same patient ID Re-attending between 3 & 9 months - Children	2	82	2.4%	49.2%	48.8%	58.9%
% of FP17s for the same patient ID Re-attending between 3 & 9 months - Adults	0	494	0.0%	39.1%	39.3%	51.6%
% of FP17s for Band 1 Urgent Courses	483	484	99.8%	10.0%	10.6%	8.9%
% of FP17s Relating to Free Repair or Replacements	0	484	0.0%	0.6%	0.5%	0.8%
% of FP17s Relating to Continuations	0	484	0.0%	0.9%	0.7%	0.9%
% of Patients satisfied with the dentistry they have received	0	0	N/A	91.6%	90.4%	93.2%
% of Patients satisfied with the time they had to wait for an appointment	0	0	N/A	88.0%	85.3%	88.8%

* This is based on patients treated on this contract for their most recent course of treatment. Figures in italics indicate the base number of FP17s or Patient Questionnaire responses are less than 100. N/A is shown where the base number of responses is less than 10 during the period. % is calculated as Quantity/Base number*100

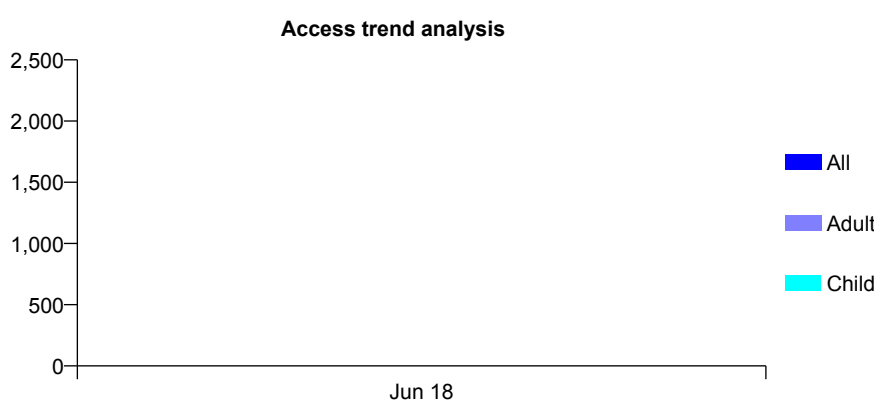
Q63 - Vital Signs At a Glance Contract Report for 100637/0000 - June 2018

Name or company name	Nitin Nagpaul and Hayley Seresht
Contract type name	GDS Contract
Purpose of contract	General
Contract start date	01/04/2018
Contract end date	

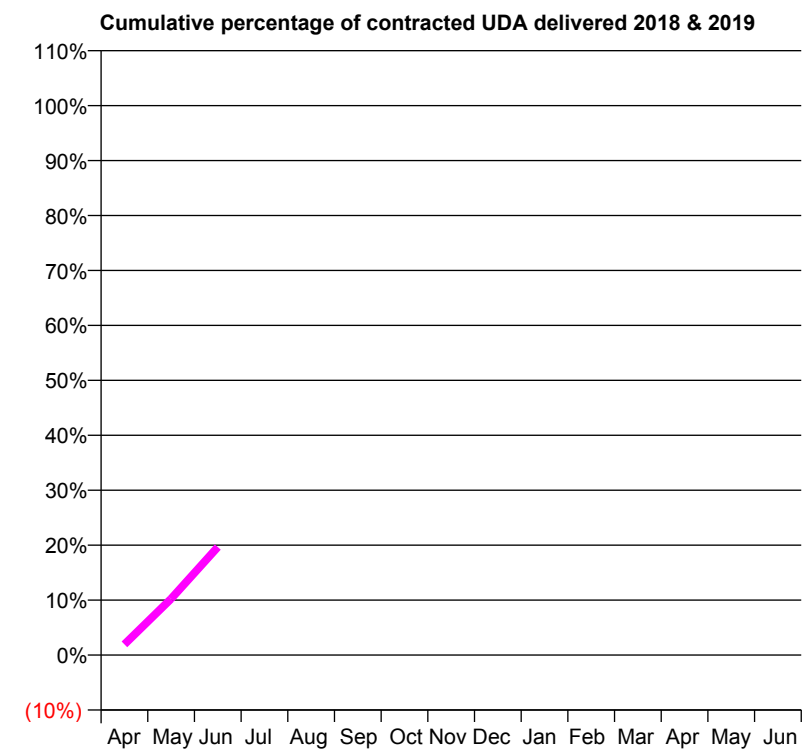
18/19 Contracted general activity (UDA)	26,500
Carry forward general activity (UDA)	0
18/19 Contracted orthodontic activity (UOA)	0
Carry forward orthodontic activity (UOA)	0
Baseline contract value	£768,500.00

ACCESS*

Patients seen in 24 months	Total	Change since previous quarter
Quarter ending June 2017	0	
Quarter ending September 2017	0	
Quarter ending December 2017	0	
Quarter ending March 2018	0	
Quarter ending June 2018	2,488	↑
Variance since June 2017	N/A	



ACTIVITY



Month	Adjusted Scheduled Activity (UDA)	
	2018	2019
April	0	521
May	0	2,720
June	0	5,209
July	0	
August	0	
September	0	
October	0	
November	0	
December	0	
January	0	
February	0	
March	0	
April	0	
May	0	
June	0	

QUALITY

	Quantity	Base Number	Contract	AT	Region	England
% of FP17s for the same patient ID Re-attending within 3 months - Children	25	526	4.8%	9.8%	11.5%	11.5%
% of FP17s for the same patient ID Re-attending within 3 months - Adults	123	1,758	7.0%	15.4%	16.6%	15.4%
% of FP17s for the same patient ID Re-attending between 3 & 9 months - Children	0	526	0.0%	49.2%	48.8%	58.9%
% of FP17s for the same patient ID Re-attending between 3 & 9 months - Adults	0	1,758	0.0%	39.1%	39.3%	51.6%
% of FP17s for Band 1 Urgent Courses	471	2,284	20.6%	10.0%	10.6%	8.9%
% of FP17s Relating to Free Repair or Replacements	10	2,284	0.4%	0.6%	0.5%	0.8%
% of FP17s Relating to Continuations	23	2,284	1.0%	0.9%	0.7%	0.9%
% of Patients satisfied with the dentistry they have received	0	0	N/A	91.6%	90.4%	93.2%
% of Patients satisfied with the time they had to wait for an appointment	0	0	N/A	88.0%	85.3%	88.8%

* This is based on patients treated on this contract for their most recent course of treatment. Figures in italics indicate the base number of FP17s or Patient Questionnaire responses are less than 100. N/A is shown where the base number of responses is less than 10 during the period. % is calculated as Quantity/Base number*100

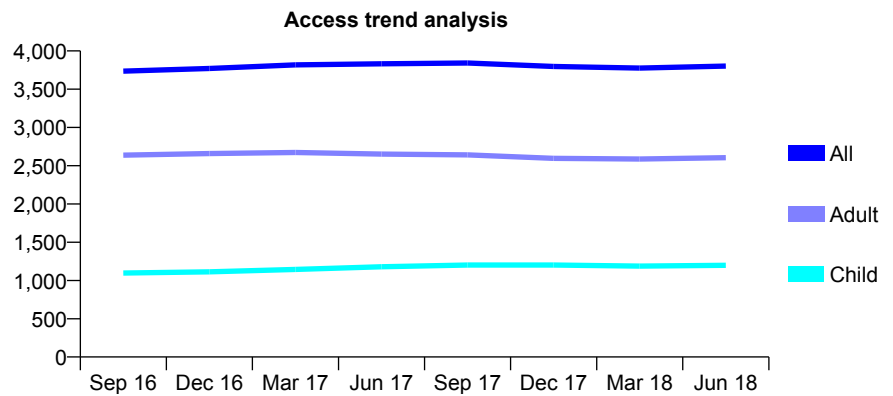
Q63 - Vital Signs At a Glance Contract Report for 101281/0107 - June 2018

Name or company name	OASIS DENTAL CARE LTD
Contract type name	GDS Contract
Purpose of contract	General
Contract start date	01/04/2006
Contract end date	

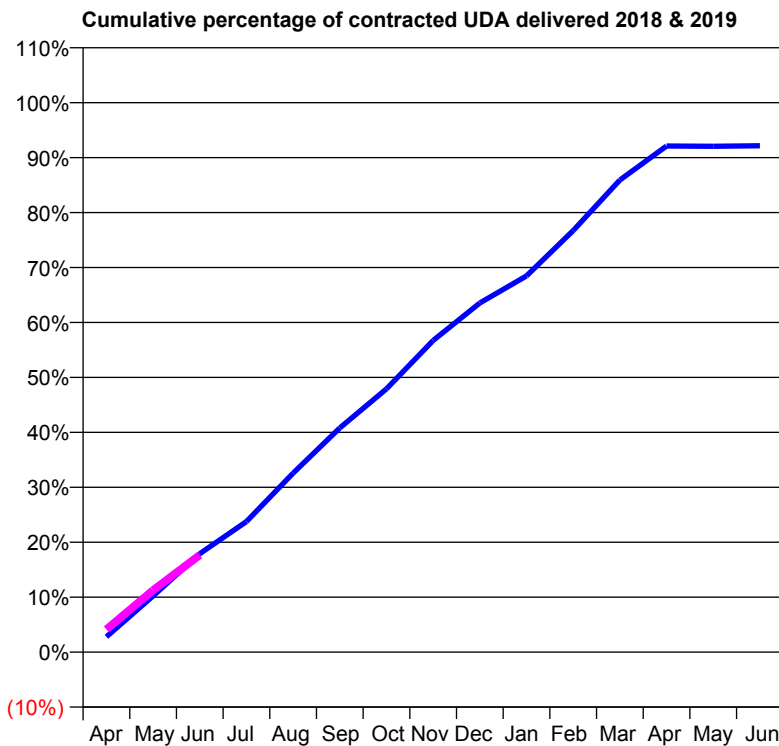
18/19 Contracted general activity (UDA)	9,000
Carry forward general activity (UDA)	0
18/19 Contracted orthodontic activity (UOA)	0
Carry forward orthodontic activity (UOA)	0
Baseline contract value	£231,585.92

ACCESS*

Patients seen in 24 months	Total	Change since previous quarter
Quarter ending June 2017	3,831	
Quarter ending September 2017	3,843	→
Quarter ending December 2017	3,797	↓
Quarter ending March 2018	3,776	→
Quarter ending June 2018	3,802	→
Variance since June 2017	(0.8%)	→



ACTIVITY



Month	Adjusted Scheduled Activity (UDA)	
	2018	2019
April	253	372
May	922	1,014
June	1,612	1,591
July	2,139	
August	2,933	
September	3,673	
October	4,312	
November	5,104	
December	5,718	
January	6,163	
February	6,906	
March	7,733	
April	8,290	
May	8,286	
June	8,294	

QUALITY

	Quantity	Base Number	Contract	AT	Region	England
% of FP17s for the same patient ID Re-attending within 3 months - Children	9	387	2.3%	9.8%	11.5%	11.5%
% of FP17s for the same patient ID Re-attending within 3 months - Adults	71	683	10.4%	15.4%	16.6%	15.4%
% of FP17s for the same patient ID Re-attending between 3 & 9 months - Children	236	387	61.0%	49.2%	48.8%	58.9%
% of FP17s for the same patient ID Re-attending between 3 & 9 months - Adults	321	683	47.0%	39.1%	39.3%	51.6%
% of FP17s for Band 1 Urgent Courses	47	847	5.5%	10.0%	10.6%	8.9%
% of FP17s Relating to Free Repair or Replacements	9	847	1.1%	0.6%	0.5%	0.8%
% of FP17s Relating to Continuations	0	847	0.0%	0.9%	0.7%	0.9%
% of Patients satisfied with the dentistry they have received	1	1	N/A	91.6%	90.4%	93.2%
% of Patients satisfied with the time they had to wait for an appointment	1	1	N/A	88.0%	85.3%	88.8%

* This is based on patients treated on this contract for their most recent course of treatment. Figures in italics indicate the base number of FP17s or Patient Questionnaire responses are less than 100. N/A is shown where the base number of responses is less than 10 during the period. % is calculated as Quantity/Base number*100

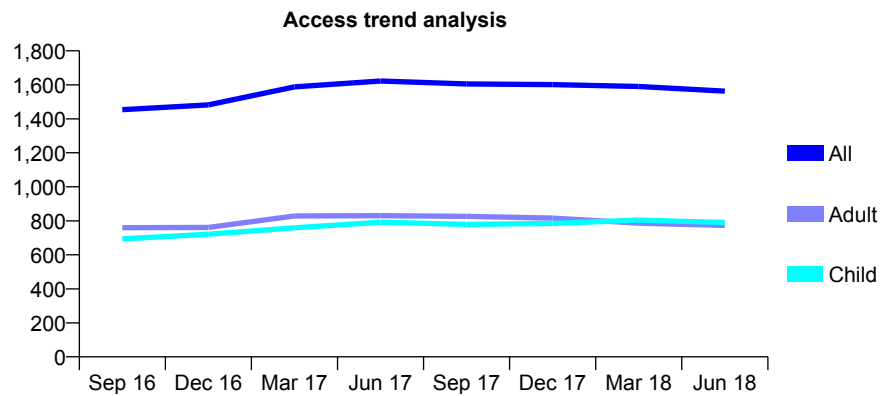
Q63 - Vital Signs At a Glance Contract Report for 101281/0142 - June 2018

Name or company name	OASIS DENTAL CARE LTD
Contract type name	GDS Contract
Purpose of contract	General
Contract start date	01/04/2006
Contract end date	

18/19 Contracted general activity (UDA)	2,919
Carry forward general activity (UDA)	0
18/19 Contracted orthodontic activity (UOA)	0
Carry forward orthodontic activity (UOA)	0
Baseline contract value	£75,959.78

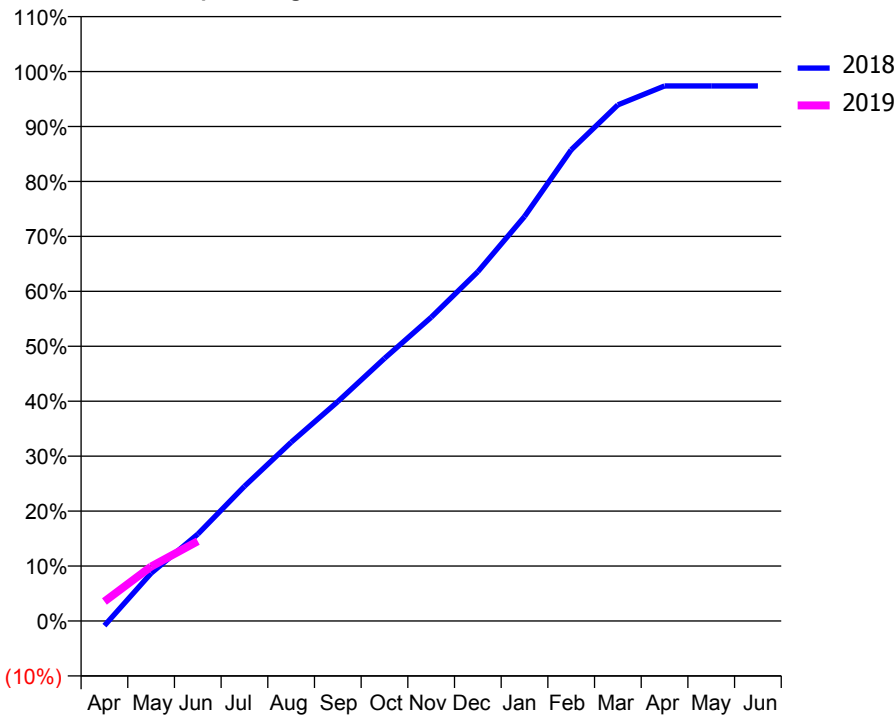
ACCESS*

Patients seen in 24 months	Total	Change since previous quarter
Quarter ending June 2017	1,622	
Quarter ending September 2017	1,605	↓
Quarter ending December 2017	1,601	→
Quarter ending March 2018	1,590	→
Quarter ending June 2018	1,563	↓
Variance since June 2017	(3.6%)	↓



ACTIVITY

Cumulative percentage of contracted UDA delivered 2018 & 2019



Adjusted Scheduled Activity (UDA)		
Month	2018	2019
April	-25	104
May	254	289
June	461	424
July	716	
August	949	
September	1,166	
October	1,395	
November	1,613	
December	1,855	
January	2,149	
February	2,503	
March	2,741	
April	2,842	
May	2,842	
June	2,842	

QUALITY

	Quantity	Base Number	Contract	AT	Region	England
% of FP17s for the same patient ID Re-attending within 3 months - Children	18	216	8.3%	9.8%	11.5%	11.5%
% of FP17s for the same patient ID Re-attending within 3 months - Adults	18	149	12.1%	15.4%	16.6%	15.4%
% of FP17s for the same patient ID Re-attending between 3 & 9 months - Children	113	216	52.3%	49.2%	48.8%	58.9%
% of FP17s for the same patient ID Re-attending between 3 & 9 months - Adults	73	149	49.0%	39.1%	39.3%	51.6%
% of FP17s for Band 1 Urgent Courses	18	303	5.9%	10.0%	10.6%	8.9%
% of FP17s Relating to Free Repair or Replacements	0	303	0.0%	0.6%	0.5%	0.8%
% of FP17s Relating to Continuations	7	303	2.3%	0.9%	0.7%	0.9%
% of Patients satisfied with the dentistry they have received	2	2	N/A	91.6%	90.4%	93.2%
% of Patients satisfied with the time they had to wait for an appointment	2	2	N/A	88.0%	85.3%	88.8%

* This is based on patients treated on this contract for their most recent course of treatment. Figures in italics indicate the base number of FP17s or Patient Questionnaire responses are less than 100. N/A is shown where the base number of responses is less than 10 during the period. % is calculated as Quantity/Base number*100

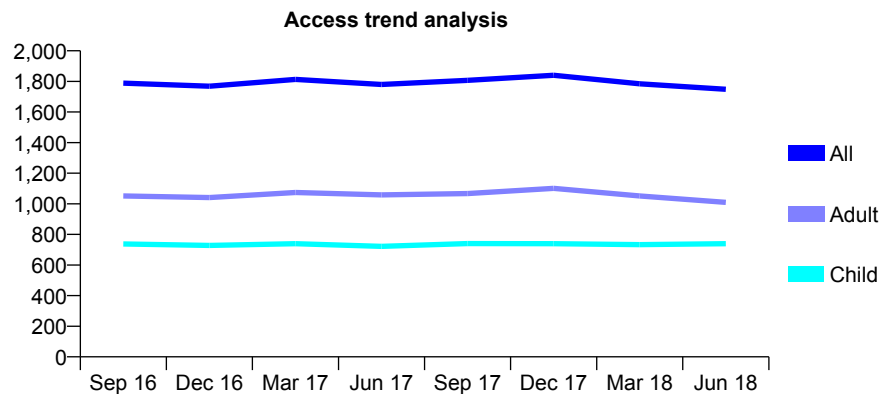
Q63 - Vital Signs At a Glance Contract Report for 101281/0148 - June 2018

Name or company name	OASIS DENTAL CARE LTD
Contract type name	GDS Contract
Purpose of contract	General
Contract start date	01/04/2006
Contract end date	

18/19 Contracted general activity (UDA)	4,000
Carry forward general activity (UDA)	0
18/19 Contracted orthodontic activity (UOA)	0
Carry forward orthodontic activity (UOA)	0
Baseline contract value	£105,420.45

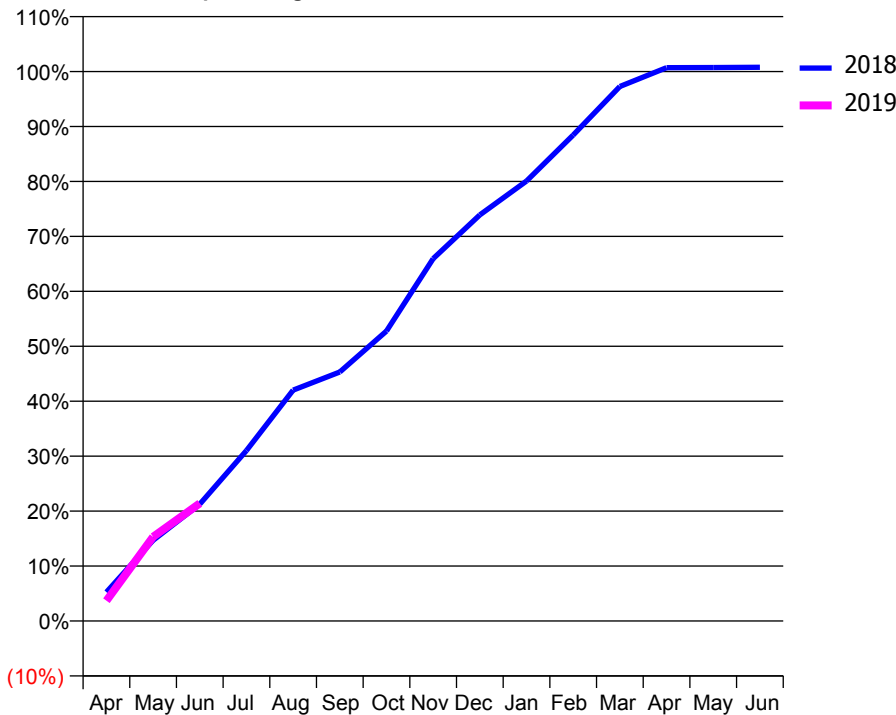
ACCESS*

Patients seen in 24 months	Total	Change since previous quarter
Quarter ending June 2017	1,780	
Quarter ending September 2017	1,807	→
Quarter ending December 2017	1,840	→
Quarter ending March 2018	1,784	↓
Quarter ending June 2018	1,749	↓
Variance since June 2017	(1.7%)	↓



ACTIVITY

Cumulative percentage of contracted UDA delivered 2018 & 2019



Month	Adjusted Scheduled Activity (UDA)	
	2018	2019
April	210	148
May	588	613
June	851	857
July	1,241	
August	1,680	
September	1,813	
October	2,111	
November	2,637	
December	2,956	
January	3,203	
February	3,538	
March	3,891	
April	4,027	
May	4,028	
June	4,030	

QUALITY

	Quantity	Base Number	Contract	AT	Region	England
% of FP17s for the same patient ID Re-attending within 3 months - Children	32	275	11.6%	9.8%	11.5%	11.5%
% of FP17s for the same patient ID Re-attending within 3 months - Adults	28	235	11.9%	15.4%	16.6%	15.4%
% of FP17s for the same patient ID Re-attending between 3 & 9 months - Children	150	275	54.5%	49.2%	48.8%	58.9%
% of FP17s for the same patient ID Re-attending between 3 & 9 months - Adults	129	235	54.9%	39.1%	39.3%	51.6%
% of FP17s for Band 1 Urgent Courses	33	439	7.5%	10.0%	10.6%	8.9%
% of FP17s Relating to Free Repair or Replacements	3	439	0.7%	0.6%	0.5%	0.8%
% of FP17s Relating to Continuations	0	439	0.0%	0.9%	0.7%	0.9%
% of Patients satisfied with the dentistry they have received	1	1	N/A	91.6%	90.4%	93.2%
% of Patients satisfied with the time they had to wait for an appointment	1	1	N/A	88.0%	85.3%	88.8%

* This is based on patients treated on this contract for their most recent course of treatment. Figures in italics indicate the base number of FP17s or Patient Questionnaire responses are less than 100. N/A is shown where the base number of responses is less than 10 during the period. % is calculated as Quantity/Base number*100

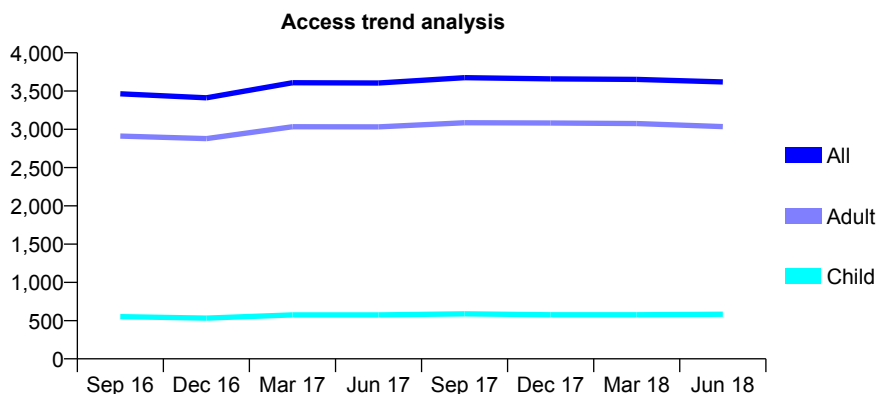
Q63 - Vital Signs At a Glance Contract Report for 101281/0167 - June 2018

Name or company name	OASIS DENTAL CARE LTD
Contract type name	GDS Contract
Purpose of contract	General
Contract start date	01/05/2007
Contract end date	

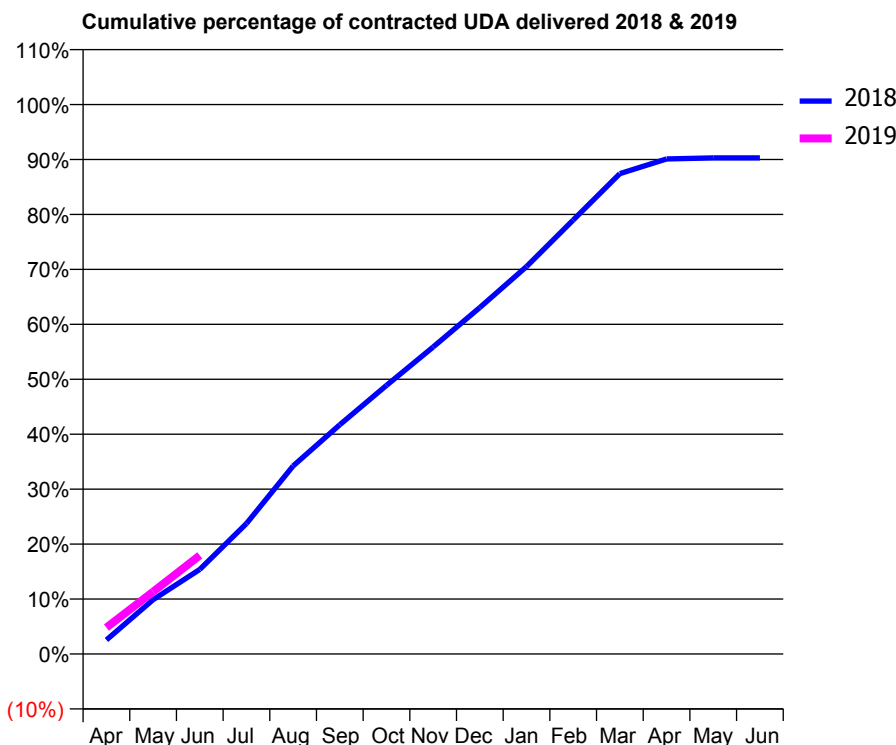
18/19 Contracted general activity (UDA)	8,500
Carry forward general activity (UDA)	0
18/19 Contracted orthodontic activity (UOA)	0
Carry forward orthodontic activity (UOA)	0
Baseline contract value	£222,091.73

ACCESS*

Patients seen in 24 months	Total	Change since previous quarter
Quarter ending June 2017	3,605	
Quarter ending September 2017	3,675	→
Quarter ending December 2017	3,659	→
Quarter ending March 2018	3,652	→
Quarter ending June 2018	3,619	→
Variance since June 2017	0.4%	→



ACTIVITY



Month	Adjusted Scheduled Activity (UDA)	
	2018	2019
April	218	409
May	841	965
June	1,309	1,526
July	2,018	
August	2,910	
September	3,546	
October	4,156	
November	4,750	
December	5,359	
January	5,993	
February	6,713	
March	7,431	
April	7,658	
May	7,673	
June	7,673	

QUALITY

	Quantity	Base Number	Contract	AT	Region	England
% of FP17s for the same patient ID Re-attending within 3 months - Children	13	156	8.3%	9.8%	11.5%	11.5%
% of FP17s for the same patient ID Re-attending within 3 months - Adults	79	659	12.0%	15.4%	16.6%	15.4%
% of FP17s for the same patient ID Re-attending between 3 & 9 months - Children	71	156	45.5%	49.2%	48.8%	58.9%
% of FP17s for the same patient ID Re-attending between 3 & 9 months - Adults	201	659	30.5%	39.1%	39.3%	51.6%
% of FP17s for Band 1 Urgent Courses	48	724	6.6%	10.0%	10.6%	8.9%
% of FP17s Relating to Free Repair or Replacements	6	724	0.8%	0.6%	0.5%	0.8%
% of FP17s Relating to Continuations	10	724	1.4%	0.9%	0.7%	0.9%
% of Patients satisfied with the dentistry they have received	0	1	N/A	91.6%	90.4%	93.2%
% of Patients satisfied with the time they had to wait for an appointment	1	1	N/A	88.0%	85.3%	88.8%

* This is based on patients treated on this contract for their most recent course of treatment. Figures in italics indicate the base number of FP17s or Patient Questionnaire responses are less than 100. N/A is shown where the base number of responses is less than 10 during the period. % is calculated as Quantity/Base number*100

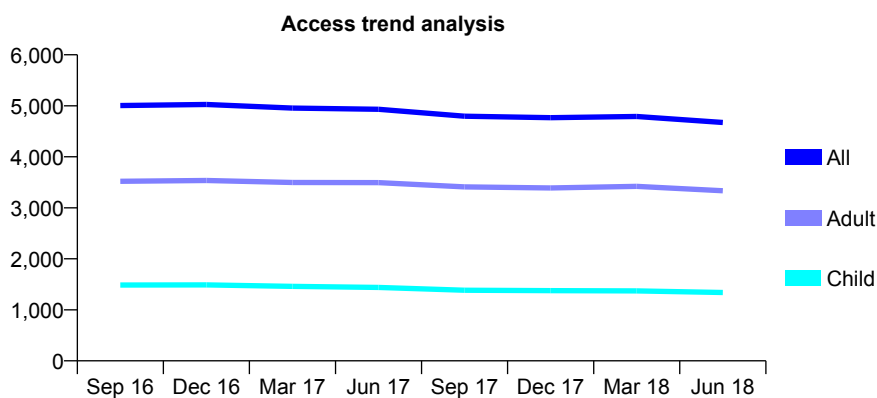
Q63 - Vital Signs At a Glance Contract Report for 101338/0042 - June 2018

Name or company name	Whitecross Dental Care Limited
Contract type name	GDS Contract
Purpose of contract	General
Contract start date	01/04/2006
Contract end date	

18/19 Contracted general activity (UDA)	17,283
Carry forward general activity (UDA)	0
18/19 Contracted orthodontic activity (UOA)	0
Carry forward orthodontic activity (UOA)	0
Baseline contract value	£595,984.45

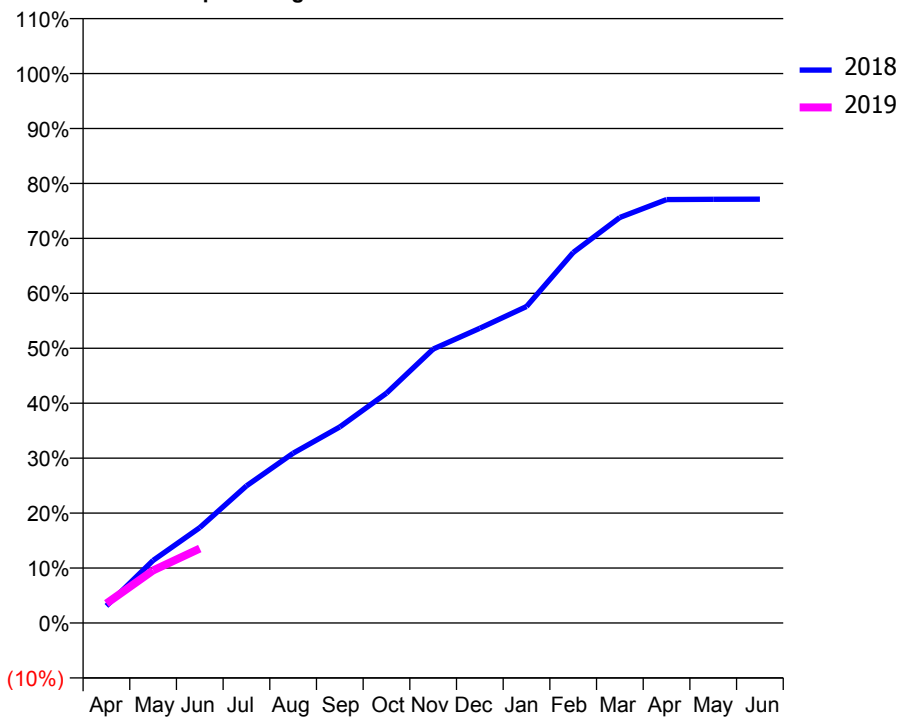
ACCESS*

Patients seen in 24 months	Total	Change since previous quarter
Quarter ending June 2017	4,933	
Quarter ending September 2017	4,795	↓
Quarter ending December 2017	4,767	→
Quarter ending March 2018	4,791	→
Quarter ending June 2018	4,673	↓
Variance since June 2017	(5.3%)	↓



ACTIVITY

Cumulative percentage of contracted UDA delivered 2018 & 2019



Adjusted Scheduled Activity (UDA)

Month	2018	2019
April	538	614
May	1,969	1,655
June	3,000	2,341
July	4,315	
August	5,339	
September	6,165	
October	7,228	
November	8,615	
December	9,272	
January	9,954	
February	11,655	
March	12,756	
April	13,320	
May	13,328	
June	13,332	

QUALITY

	Quantity	Base Number	Contract	AT	Region	England
% of FP17s for the same patient ID Re-attending within 3 months - Children	12	335	3.6%	9.8%	11.5%	11.5%
% of FP17s for the same patient ID Re-attending within 3 months - Adults	107	720	14.9%	15.4%	16.6%	15.4%
% of FP17s for the same patient ID Re-attending between 3 & 9 months - Children	134	335	40.0%	49.2%	48.8%	58.9%
% of FP17s for the same patient ID Re-attending between 3 & 9 months - Adults	241	720	33.5%	39.1%	39.3%	51.6%
% of FP17s for Band 1 Urgent Courses	81	848	9.6%	10.0%	10.6%	8.9%
% of FP17s Relating to Free Repair or Replacements	6	848	0.7%	0.6%	0.5%	0.8%
% of FP17s Relating to Continuations	12	848	1.4%	0.9%	0.7%	0.9%
% of Patients satisfied with the dentistry they have received	4	5	N/A	91.6%	90.4%	93.2%
% of Patients satisfied with the time they had to wait for an appointment	3	5	N/A	88.0%	85.3%	88.8%

* This is based on patients treated on this contract for their most recent course of treatment. Figures in italics indicate the base number of FP17s or Patient Questionnaire responses are less than 100. N/A is shown where the base number of responses is less than 10 during the period. % is calculated as Quantity/Base number*100

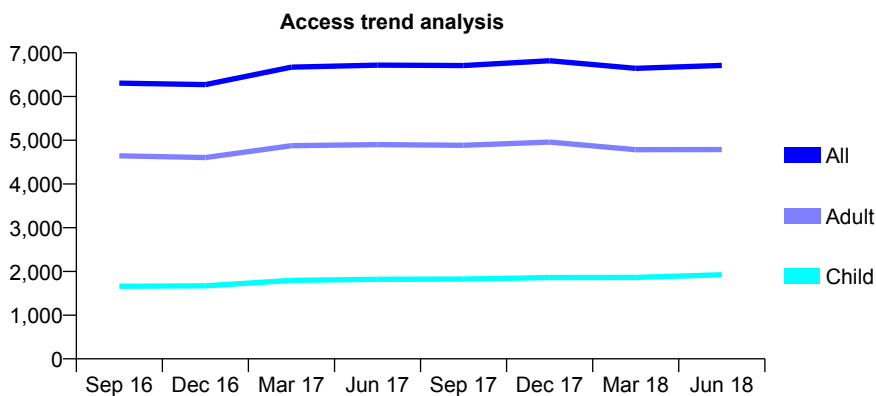
Q63 - Vital Signs At a Glance Contract Report for 101362/0030 - June 2018

Name or company name	Rodericks Dental Limited
Contract type name	GDS Contract
Purpose of contract	General
Contract start date	30/04/2010
Contract end date	

18/19 Contracted general activity (UDA)	16,500
Carry forward general activity (UDA)	0
18/19 Contracted orthodontic activity (UOA)	0
Carry forward orthodontic activity (UOA)	0
Baseline contract value	£440,660.26

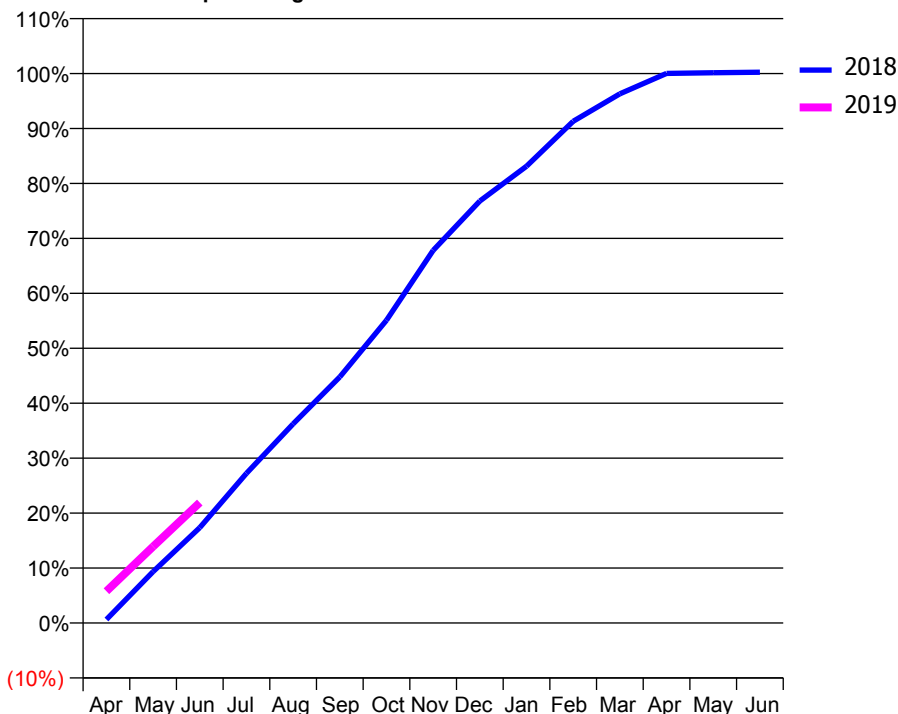
ACCESS*

Patients seen in 24 months	Total	Change since previous quarter
Quarter ending June 2017	6,719	
Quarter ending September 2017	6,709	→
Quarter ending December 2017	6,818	→
Quarter ending March 2018	6,646	↓
Quarter ending June 2018	6,711	→
Variance since June 2017	(0.1%)	→



ACTIVITY

Cumulative percentage of contracted UDA delivered 2018 & 2019



Month	Adjusted Scheduled Activity (UDA)	
	2018	2019
April	107	955
May	1,542	2,298
June	2,864	3,618
July	4,495	
August	5,982	
September	7,388	
October	9,091	
November	11,189	
December	12,670	
January	13,716	
February	15,066	
March	15,891	
April	16,502	
May	16,522	
June	16,537	

QUALITY

	Quantity	Base Number	Contract	AT	Region	England
% of FP17s for the same patient ID Re-attending within 3 months - Children	62	616	10.1%	9.8%	11.5%	11.5%
% of FP17s for the same patient ID Re-attending within 3 months - Adults	174	1,433	12.1%	15.4%	16.6%	15.4%
% of FP17s for the same patient ID Re-attending between 3 & 9 months - Children	317	616	51.5%	49.2%	48.8%	58.9%
% of FP17s for the same patient ID Re-attending between 3 & 9 months - Adults	684	1,433	47.7%	39.1%	39.3%	51.6%
% of FP17s for Band 1 Urgent Courses	215	1,757	12.2%	10.0%	10.6%	8.9%
% of FP17s Relating to Free Repair or Replacements	31	1,757	1.8%	0.6%	0.5%	0.8%
% of FP17s Relating to Continuations	9	1,757	0.5%	0.9%	0.7%	0.9%
% of Patients satisfied with the dentistry they have received	3	4	N/A	91.6%	90.4%	93.2%
% of Patients satisfied with the time they had to wait for an appointment	4	4	N/A	88.0%	85.3%	88.8%

* This is based on patients treated on this contract for their most recent course of treatment. Figures in italics indicate the base number of FP17s or Patient Questionnaire responses are less than 100. N/A is shown where the base number of responses is less than 10 during the period. % is calculated as Quantity/Base number*100

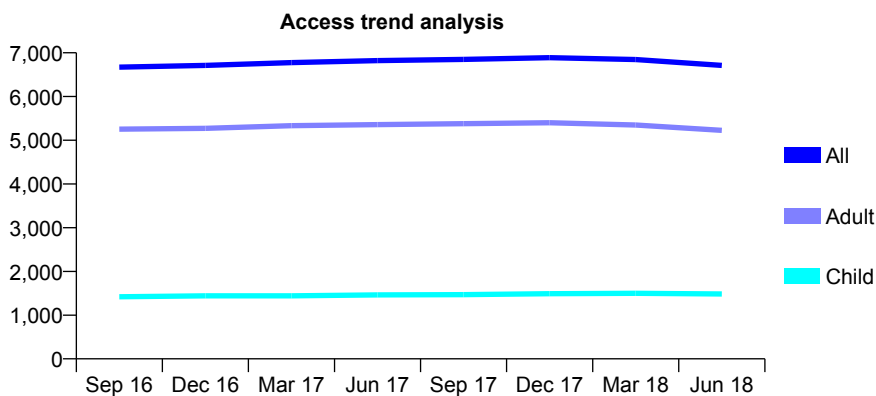
Q63 - Vital Signs At a Glance Contract Report for 101370/0062 - June 2018

Name or company name	Petrie Tucker & Partners Ltd
Contract type name	GDS Contract
Purpose of contract	General
Contract start date	01/04/2006
Contract end date	

18/19 Contracted general activity (UDA)	21,013
Carry forward general activity (UDA)	0
18/19 Contracted orthodontic activity (UOA)	0
Carry forward orthodontic activity (UOA)	0
Baseline contract value	£586,830.74

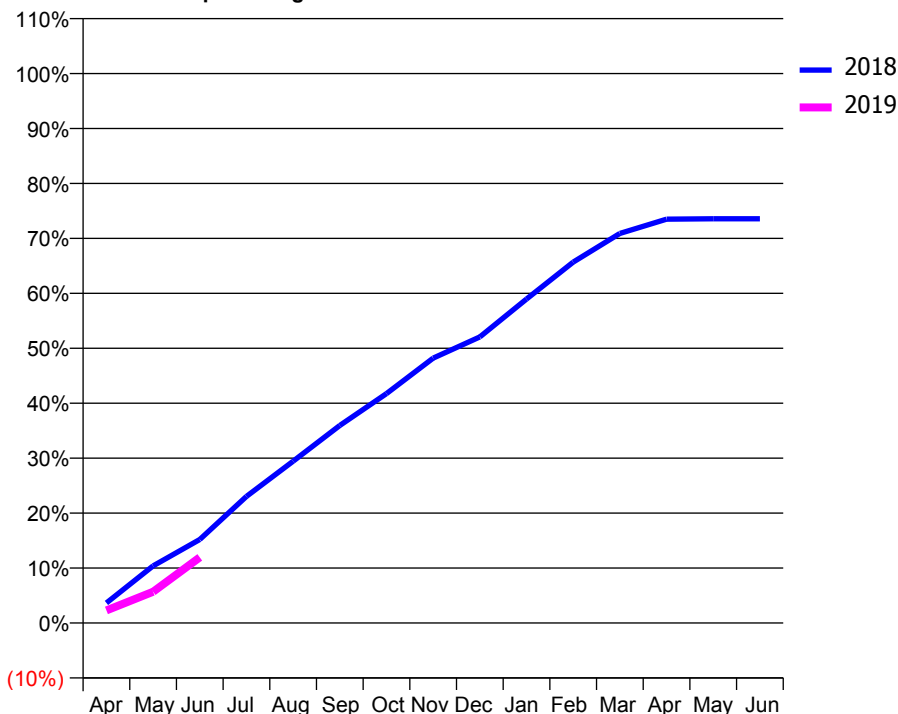
ACCESS*

Patients seen in 24 months	Total	Change since previous quarter
Quarter ending June 2017	6,821	
Quarter ending September 2017	6,848	→
Quarter ending December 2017	6,890	→
Quarter ending March 2018	6,847	→
Quarter ending June 2018	6,711	↓
Variance since June 2017	(1.6%)	↓



ACTIVITY

Cumulative percentage of contracted UDA delivered 2018 & 2019



Month	Adjusted Scheduled Activity (UDA)	
	2018	2019
April	769	479
May	2,184	1,198
June	3,197	2,513
July	4,840	
August	6,189	
September	7,553	
October	8,771	
November	10,129	
December	10,941	
January	12,388	
February	13,799	
March	14,896	
April	15,442	
May	15,458	
June	15,458	

QUALITY

	Quantity	Base Number	Contract	AT	Region	England
% of FP17s for the same patient ID Re-attending within 3 months - Children	17	416	4.1%	9.8%	11.5%	11.5%
% of FP17s for the same patient ID Re-attending within 3 months - Adults	104	1,090	9.5%	15.4%	16.6%	15.4%
% of FP17s for the same patient ID Re-attending between 3 & 9 months - Children	168	416	40.4%	49.2%	48.8%	58.9%
% of FP17s for the same patient ID Re-attending between 3 & 9 months - Adults	420	1,090	38.5%	39.1%	39.3%	51.6%
% of FP17s for Band 1 Urgent Courses	93	1,203	7.7%	10.0%	10.6%	8.9%
% of FP17s Relating to Free Repair or Replacements	8	1,203	0.7%	0.6%	0.5%	0.8%
% of FP17s Relating to Continuations	15	1,203	1.2%	0.9%	0.7%	0.9%
% of Patients satisfied with the dentistry they have received	4	4	N/A	91.6%	90.4%	93.2%
% of Patients satisfied with the time they had to wait for an appointment	4	4	N/A	88.0%	85.3%	88.8%

* This is based on patients treated on this contract for their most recent course of treatment. Figures in italics indicate the base number of FP17s or Patient Questionnaire responses are less than 100. N/A is shown where the base number of responses is less than 10 during the period. % is calculated as Quantity/Base number*100

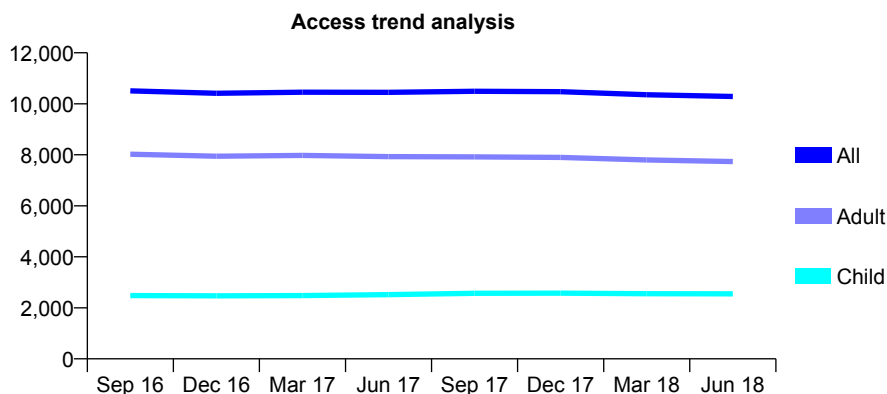
Q63 - Vital Signs At a Glance Contract Report for 101370/0067 - June 2018

Name or company name	Petrie Tucker & Partners Ltd
Contract type name	GDS Contract
Purpose of contract	General
Contract start date	01/04/2006
Contract end date	

18/19 Contracted general activity (UDA)	37,732
Carry forward general activity (UDA)	0
18/19 Contracted orthodontic activity (UOA)	0
Carry forward orthodontic activity (UOA)	0
Baseline contract value	£1,056,016.60

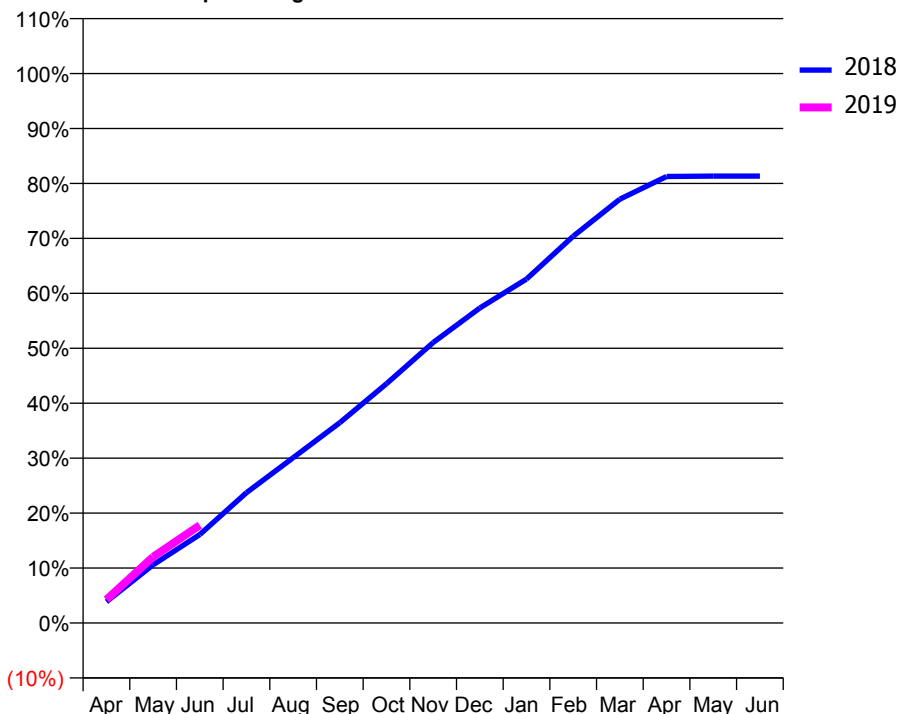
ACCESS*

Patients seen in 24 months	Total	Change since previous quarter
Quarter ending June 2017	10,448	
Quarter ending September 2017	10,490	→
Quarter ending December 2017	10,474	→
Quarter ending March 2018	10,353	↓
Quarter ending June 2018	10,286	→
Variance since June 2017	(1.6%)	↓



ACTIVITY

Cumulative percentage of contracted UDA delivered 2018 & 2019



Adjusted Scheduled Activity (UDA)

Month	2018	2019
April	1,464	1,607
May	3,995	4,550
June	6,076	6,715
July	8,954	
August	11,346	
September	13,759	
October	16,436	
November	19,262	
December	21,634	
January	23,620	
February	26,559	
March	29,102	
April	30,656	
May	30,688	
June	30,689	

QUALITY

	Quantity	Base Number	Contract	AT	Region	England
% of FP17s for the same patient ID Re-attending within 3 months - Children	58	865	6.7%	9.8%	11.5%	11.5%
% of FP17s for the same patient ID Re-attending within 3 months - Adults	346	1,996	17.3%	15.4%	16.6%	15.4%
% of FP17s for the same patient ID Re-attending between 3 & 9 months - Children	451	865	52.1%	49.2%	48.8%	58.9%
% of FP17s for the same patient ID Re-attending between 3 & 9 months - Adults	742	1,996	37.2%	39.1%	39.3%	51.6%
% of FP17s for Band 1 Urgent Courses	251	2,367	10.6%	10.0%	10.6%	8.9%
% of FP17s Relating to Free Repair or Replacements	15	2,367	0.6%	0.6%	0.5%	0.8%
% of FP17s Relating to Continuations	31	2,367	1.3%	0.9%	0.7%	0.9%
% of Patients satisfied with the dentistry they have received	2	2	N/A	91.6%	90.4%	93.2%
% of Patients satisfied with the time they had to wait for an appointment	1	2	N/A	88.0%	85.3%	88.8%

* This is based on patients treated on this contract for their most recent course of treatment. Figures in italics indicate the base number of FP17s or Patient Questionnaire responses are less than 100. N/A is shown where the base number of responses is less than 10 during the period. % is calculated as Quantity/Base number*100

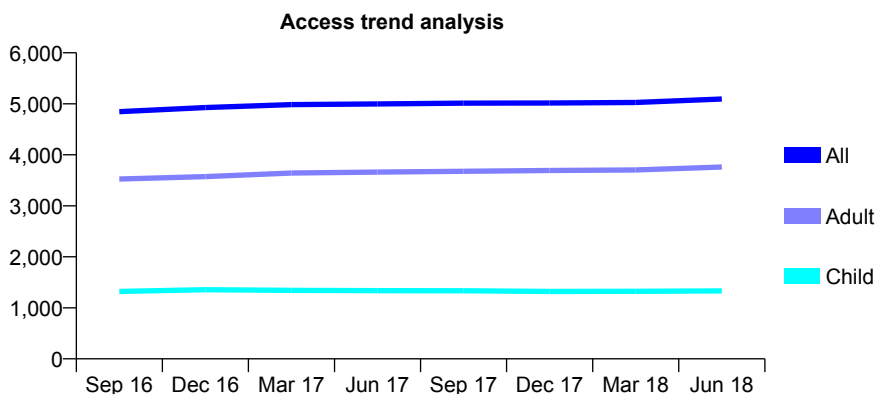
Q63 - Vital Signs At a Glance Contract Report for 101435/0001 - June 2018

Name or company name	IDH Limited
Contract type name	GDS Contract
Purpose of contract	General
Contract start date	01/04/2006
Contract end date	

18/19 Contracted general activity (UDA)	13,959
Carry forward general activity (UDA)	0
18/19 Contracted orthodontic activity (UOA)	0
Carry forward orthodontic activity (UOA)	0
Baseline contract value	£364,160.61

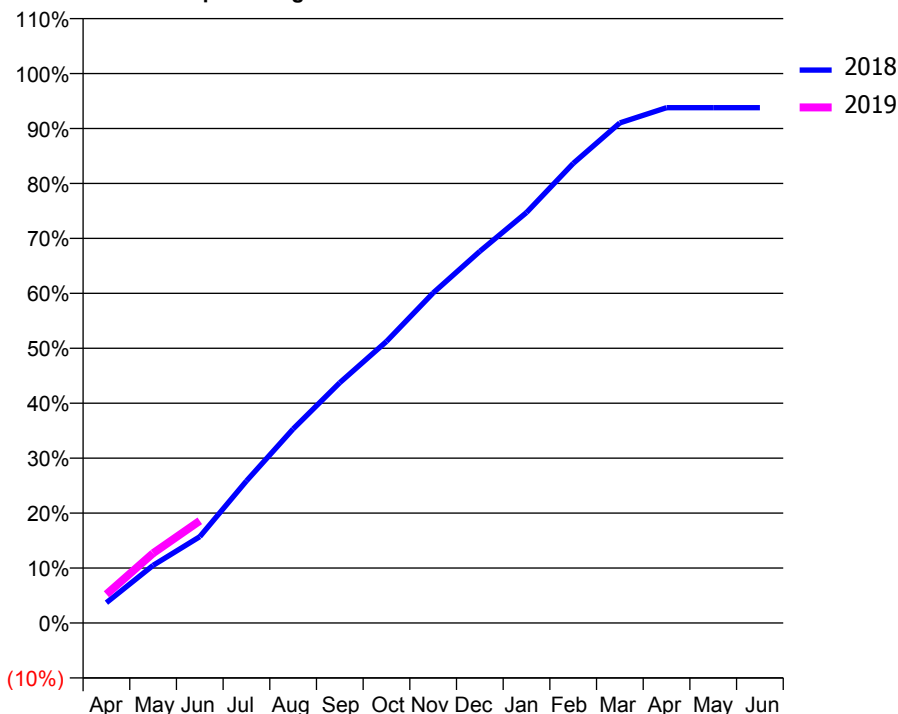
ACCESS*

Patients seen in 24 months	Total	Change since previous quarter
Quarter ending June 2017	4,998	
Quarter ending September 2017	5,013	→
Quarter ending December 2017	5,016	→
Quarter ending March 2018	5,027	→
Quarter ending June 2018	5,093	→
Variance since June 2017	1.9%	→



ACTIVITY

Cumulative percentage of contracted UDA delivered 2018 & 2019



Month	Adjusted Scheduled Activity (UDA)	
	2018	2019
April	516	729
May	1,466	1,774
June	2,192	2,595
July	3,609	
August	4,931	
September	6,107	
October	7,154	
November	8,384	
December	9,442	
January	10,428	
February	11,675	
March	12,705	
April	13,090	
May	13,089	
June	13,091	

QUALITY

	Quantity	Base Number	Contract	AT	Region	England
% of FP17s for the same patient ID Re-attending within 3 months - Children	21	355	5.9%	9.8%	11.5%	11.5%
% of FP17s for the same patient ID Re-attending within 3 months - Adults	68	809	8.4%	15.4%	16.6%	15.4%
% of FP17s for the same patient ID Re-attending between 3 & 9 months - Children	172	355	48.5%	49.2%	48.8%	58.9%
% of FP17s for the same patient ID Re-attending between 3 & 9 months - Adults	242	809	29.9%	39.1%	39.3%	51.6%
% of FP17s for Band 1 Urgent Courses	67	1,020	6.6%	10.0%	10.6%	8.9%
% of FP17s Relating to Free Repair or Replacements	1	1,020	0.1%	0.6%	0.5%	0.8%
% of FP17s Relating to Continuations	11	1,020	1.1%	0.9%	0.7%	0.9%
% of Patients satisfied with the dentistry they have received	0	1	N/A	91.6%	90.4%	93.2%
% of Patients satisfied with the time they had to wait for an appointment	1	1	N/A	88.0%	85.3%	88.8%

* This is based on patients treated on this contract for their most recent course of treatment. Figures in italics indicate the base number of FP17s or Patient Questionnaire responses are less than 100. N/A is shown where the base number of responses is less than 10 during the period. % is calculated as Quantity/Base number*100

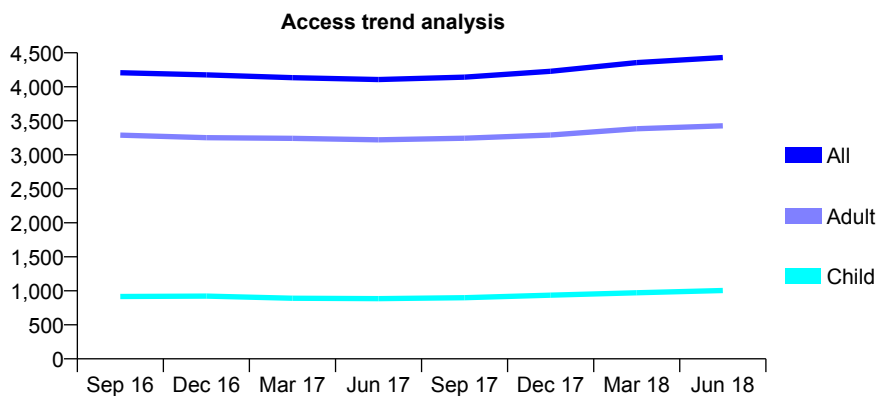
Q63 - Vital Signs At a Glance Contract Report for 101435/0026 - June 2018

Name or company name	IDH Limited
Contract type name	GDS Contract
Purpose of contract	General
Contract start date	01/04/2006
Contract end date	

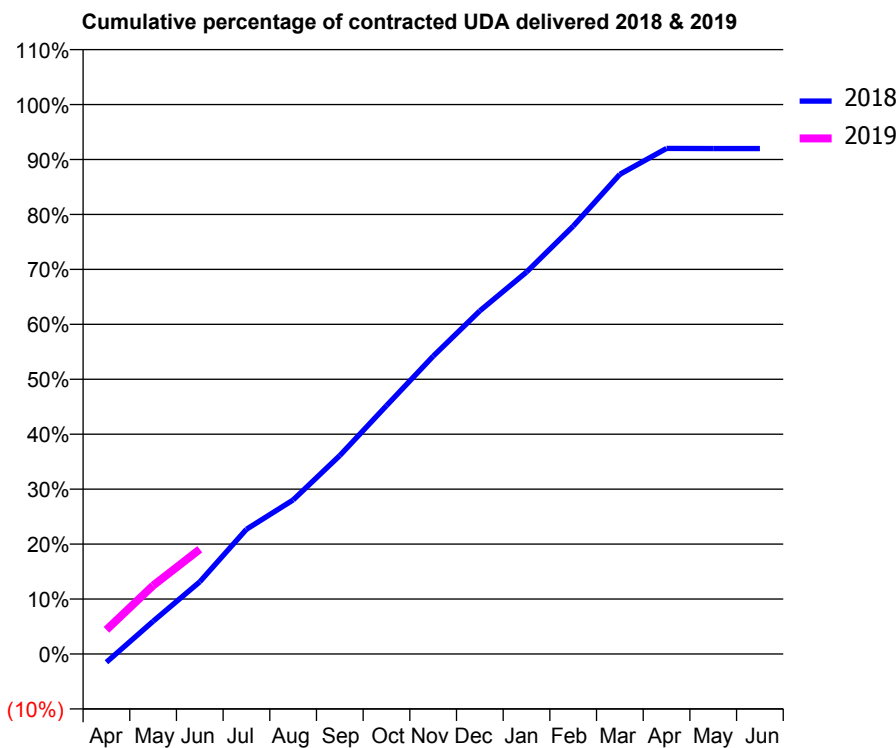
18/19 Contracted general activity (UDA)	14,614
Carry forward general activity (UDA)	0
18/19 Contracted orthodontic activity (UOA)	0
Carry forward orthodontic activity (UOA)	0
Baseline contract value	£358,831.36

ACCESS*

Patients seen in 24 months	Total	Change since previous quarter
Quarter ending June 2017	4,106	
Quarter ending September 2017	4,143	→
Quarter ending December 2017	4,228	↑
Quarter ending March 2018	4,355	↑
Quarter ending June 2018	4,431	→
Variance since June 2017	7.9%	↑



ACTIVITY



Month	Adjusted Scheduled Activity (UDA)	
	2018	2019
April	-221	643
May	870	1,822
June	1,920	2,785
July	3,318	
August	4,099	
September	5,278	
October	6,607	
November	7,921	
December	9,127	
January	10,157	
February	11,380	
March	12,759	
April	13,445	
May	13,444	
June	13,441	

QUALITY

	Quantity	Base Number	Contract	AT	Region	England
% of FP17s for the same patient ID Re-attending within 3 months - Children	21	377	5.6%	9.8%	11.5%	11.5%
% of FP17s for the same patient ID Re-attending within 3 months - Adults	167	1,134	14.7%	15.4%	16.6%	15.4%
% of FP17s for the same patient ID Re-attending between 3 & 9 months - Children	191	377	50.7%	49.2%	48.8%	58.9%
% of FP17s for the same patient ID Re-attending between 3 & 9 months - Adults	595	1,134	52.5%	39.1%	39.3%	51.6%
% of FP17s for Band 1 Urgent Courses	100	1,251	8.0%	10.0%	10.6%	8.9%
% of FP17s Relating to Free Repair or Replacements	8	1,251	0.6%	0.6%	0.5%	0.8%
% of FP17s Relating to Continuations	30	1,251	2.4%	0.9%	0.7%	0.9%
% of Patients satisfied with the dentistry they have received	2	2	N/A	91.6%	90.4%	93.2%
% of Patients satisfied with the time they had to wait for an appointment	2	2	N/A	88.0%	85.3%	88.8%

* This is based on patients treated on this contract for their most recent course of treatment. Figures in italics indicate the base number of FP17s or Patient Questionnaire responses are less than 100. N/A is shown where the base number of responses is less than 10 during the period. % is calculated as Quantity/Base number*100

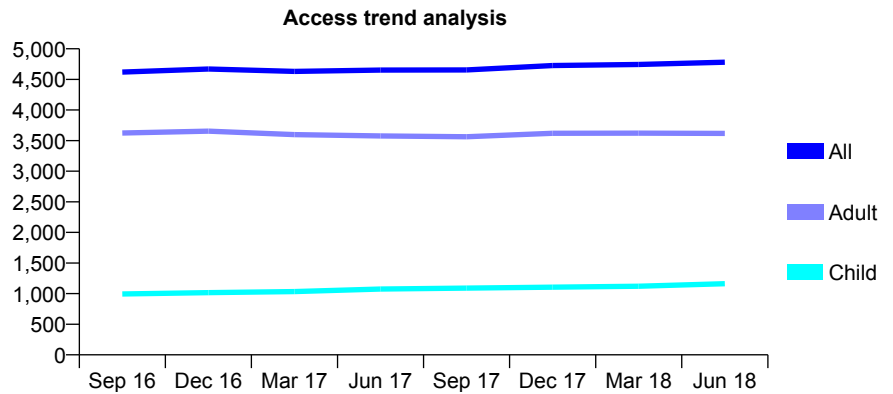
Q63 - Vital Signs At a Glance Contract Report for 101435/0030 - June 2018

Name or company name	IDH Limited
Contract type name	GDS Contract
Purpose of contract	General
Contract start date	01/04/2006
Contract end date	

18/19 Contracted general activity (UDA)	15,000
Carry forward general activity (UDA)	0
18/19 Contracted orthodontic activity (UOA)	0
Carry forward orthodontic activity (UOA)	0
Baseline contract value	£401,134.86

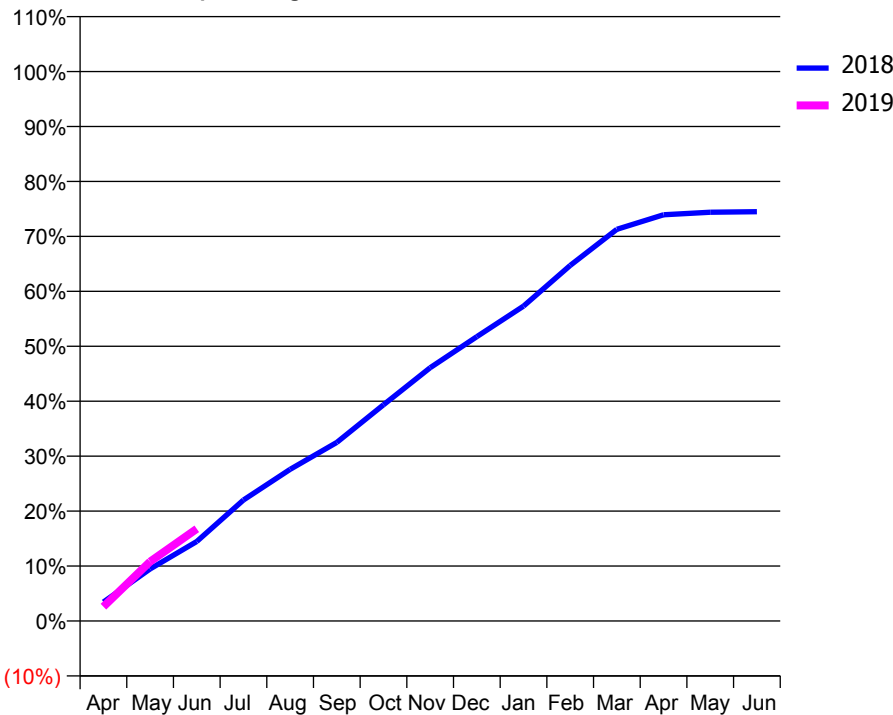
ACCESS*

Patients seen in 24 months	Total	Change since previous quarter
Quarter ending June 2017	4,652	
Quarter ending September 2017	4,655	→
Quarter ending December 2017	4,726	→
Quarter ending March 2018	4,745	→
Quarter ending June 2018	4,781	→
Variance since June 2017	2.8%	↑



ACTIVITY

Cumulative percentage of contracted UDA delivered 2018 & 2019



Month	Adjusted Scheduled Activity (UDA)	
	2018	2019
April	520	390
May	1,423	1,623
June	2,172	2,518
July	3,303	
August	4,139	
September	4,875	
October	5,903	
November	6,913	
December	7,764	
January	8,594	
February	9,705	
March	10,692	
April	11,088	
May	11,159	
June	11,171	

QUALITY

	Quantity	Base Number	Contract	AT	Region	England
% of FP17s for the same patient ID Re-attending within 3 months - Children	20	358	5.6%	9.8%	11.5%	11.5%
% of FP17s for the same patient ID Re-attending within 3 months - Adults	99	890	11.1%	15.4%	16.6%	15.4%
% of FP17s for the same patient ID Re-attending between 3 & 9 months - Children	170	358	47.5%	49.2%	48.8%	58.9%
% of FP17s for the same patient ID Re-attending between 3 & 9 months - Adults	380	890	42.7%	39.1%	39.3%	51.6%
% of FP17s for Band 1 Urgent Courses	53	1,028	5.2%	10.0%	10.6%	8.9%
% of FP17s Relating to Free Repair or Replacements	3	1,028	0.3%	0.6%	0.5%	0.8%
% of FP17s Relating to Continuations	14	1,028	1.4%	0.9%	0.7%	0.9%
% of Patients satisfied with the dentistry they have received	1	1	N/A	91.6%	90.4%	93.2%
% of Patients satisfied with the time they had to wait for an appointment	1	1	N/A	88.0%	85.3%	88.8%

* This is based on patients treated on this contract for their most recent course of treatment. Figures in italics indicate the base number of FP17s or Patient Questionnaire responses are less than 100. N/A is shown where the base number of responses is less than 10 during the period. % is calculated as Quantity/Base number*100

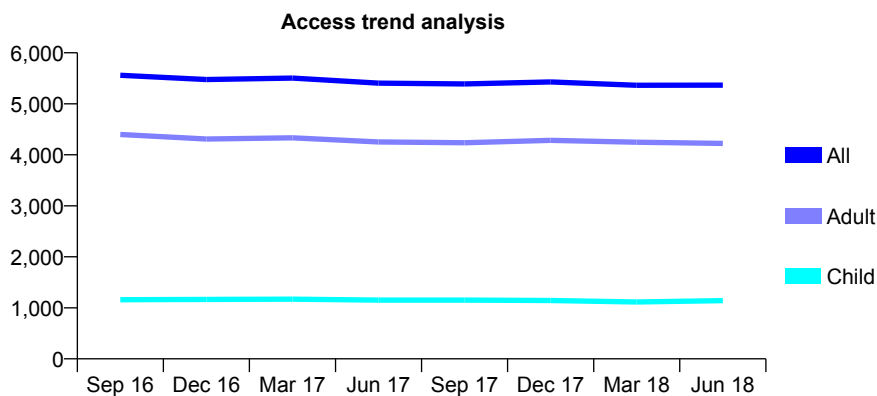
Q63 - Vital Signs At a Glance Contract Report for 101435/0032 - June 2018

Name or company name	IDH Limited
Contract type name	GDS Contract
Purpose of contract	General
Contract start date	01/04/2006
Contract end date	

18/19 Contracted general activity (UDA)	20,379
Carry forward general activity (UDA)	0
18/19 Contracted orthodontic activity (UOA)	0
Carry forward orthodontic activity (UOA)	0
Baseline contract value	£582,758.31

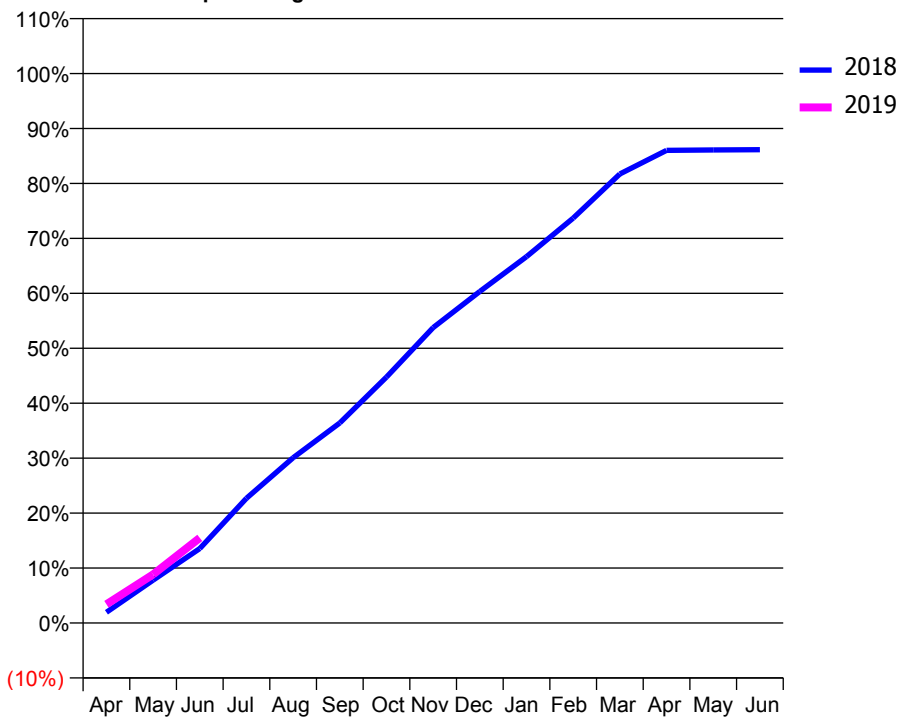
ACCESS*

Patients seen in 24 months	Total	Change since previous quarter
Quarter ending June 2017	5,405	
Quarter ending September 2017	5,389	→
Quarter ending December 2017	5,429	→
Quarter ending March 2018	5,363	↓
Quarter ending June 2018	5,366	→
Variance since June 2017	(0.7%)	→



ACTIVITY

Cumulative percentage of contracted UDA delivered 2018 & 2019



Month	Adjusted Scheduled Activity (UDA)	
	2018	2019
April	398	697
May	1,591	1,800
June	2,762	3,158
July	4,629	
August	6,132	
September	7,418	
October	9,120	
November	10,959	
December	12,295	
January	13,587	
February	15,015	
March	16,653	
April	17,526	
May	17,543	
June	17,554	

QUALITY

	Quantity	Base Number	Contract	AT	Region	England
% of FP17s for the same patient ID Re-attending within 3 months - Children	19	340	5.6%	9.8%	11.5%	11.5%
% of FP17s for the same patient ID Re-attending within 3 months - Adults	61	891	6.8%	15.4%	16.6%	15.4%
% of FP17s for the same patient ID Re-attending between 3 & 9 months - Children	136	340	40.0%	49.2%	48.8%	58.9%
% of FP17s for the same patient ID Re-attending between 3 & 9 months - Adults	365	891	41.0%	39.1%	39.3%	51.6%
% of FP17s for Band 1 Urgent Courses	27	1,009	2.7%	10.0%	10.6%	8.9%
% of FP17s Relating to Free Repair or Replacements	7	1,009	0.7%	0.6%	0.5%	0.8%
% of FP17s Relating to Continuations	16	1,009	1.6%	0.9%	0.7%	0.9%
% of Patients satisfied with the dentistry they have received	2	2	N/A	91.6%	90.4%	93.2%
% of Patients satisfied with the time they had to wait for an appointment	2	2	N/A	88.0%	85.3%	88.8%

* This is based on patients treated on this contract for their most recent course of treatment. Figures in italics indicate the base number of FP17s or Patient Questionnaire responses are less than 100. N/A is shown where the base number of responses is less than 10 during the period. % is calculated as Quantity/Base number*100

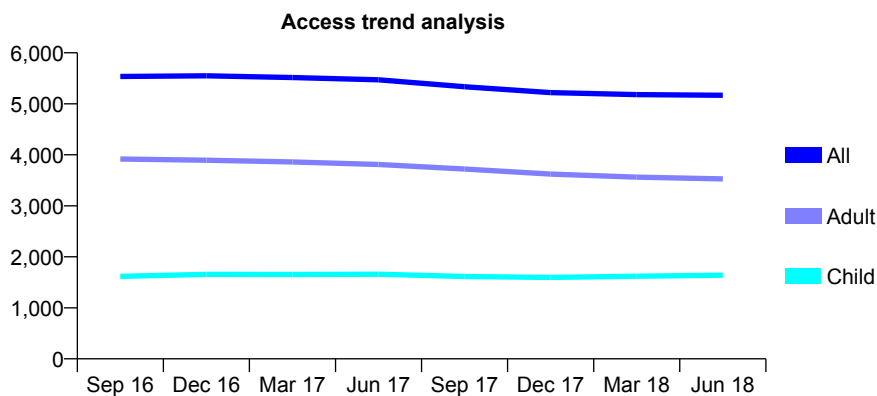
Q63 - Vital Signs At a Glance Contract Report for 101435/0036 - June 2018

Name or company name	IDH Limited
Contract type name	GDS Contract
Purpose of contract	General
Contract start date	01/04/2006
Contract end date	

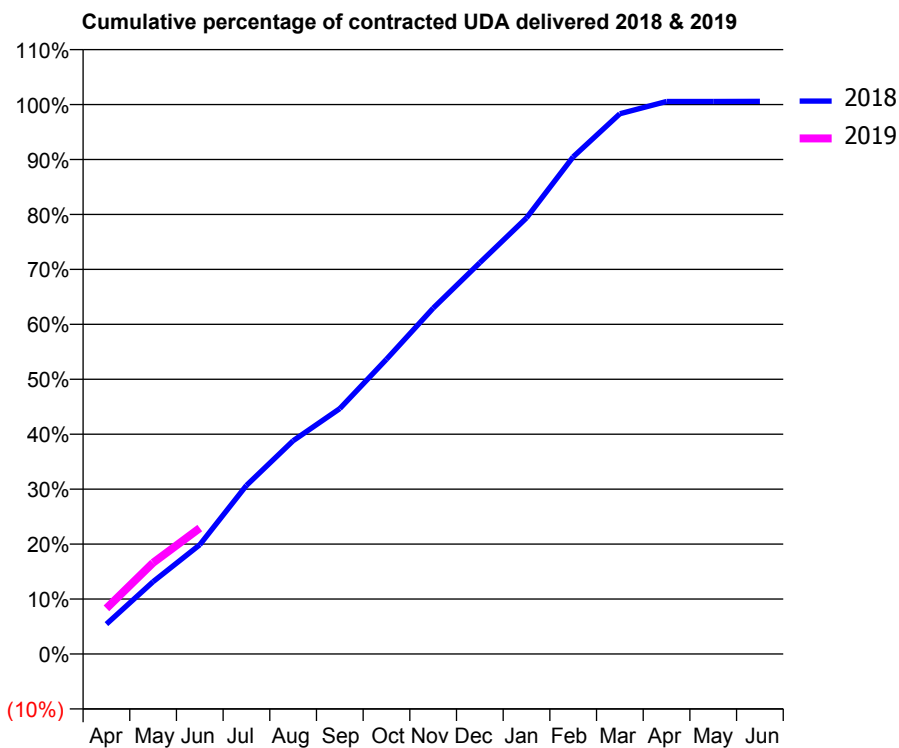
18/19 Contracted general activity (UDA)	15,301
Carry forward general activity (UDA)	0
18/19 Contracted orthodontic activity (UOA)	0
Carry forward orthodontic activity (UOA)	0
Baseline contract value	£477,334.05

ACCESS*

Patients seen in 24 months	Total	Change since previous quarter
Quarter ending June 2017	5,470	
Quarter ending September 2017	5,335	↓
Quarter ending December 2017	5,219	↓
Quarter ending March 2018	5,180	→
Quarter ending June 2018	5,167	→
Variance since June 2017	(5.5%)	↓



ACTIVITY



Month	Adjusted Scheduled Activity (UDA)	
	2018	2019
April	834	1,272
May	2,015	2,543
June	3,042	3,508
July	4,694	
August	5,937	
September	6,833	
October	8,208	
November	9,629	
December	10,895	
January	12,145	
February	13,845	
March	15,042	
April	15,384	
May	15,385	
June	15,388	

QUALITY

	Quantity	Base Number	Contract	AT	Region	England
% of FP17s for the same patient ID Re-attending within 3 months - Children	34	491	6.9%	9.8%	11.5%	11.5%
% of FP17s for the same patient ID Re-attending within 3 months - Adults	105	789	13.3%	15.4%	16.6%	15.4%
% of FP17s for the same patient ID Re-attending between 3 & 9 months - Children	189	491	38.5%	49.2%	48.8%	58.9%
% of FP17s for the same patient ID Re-attending between 3 & 9 months - Adults	223	789	28.3%	39.1%	39.3%	51.6%
% of FP17s for Band 1 Urgent Courses	79	1,133	7.0%	10.0%	10.6%	8.9%
% of FP17s Relating to Free Repair or Replacements	5	1,133	0.4%	0.6%	0.5%	0.8%
% of FP17s Relating to Continuations	6	1,133	0.5%	0.9%	0.7%	0.9%
% of Patients satisfied with the dentistry they have received	2	2	N/A	91.6%	90.4%	93.2%
% of Patients satisfied with the time they had to wait for an appointment	2	2	N/A	88.0%	85.3%	88.8%

* This is based on patients treated on this contract for their most recent course of treatment. Figures in italics indicate the base number of FP17s or Patient Questionnaire responses are less than 100. N/A is shown where the base number of responses is less than 10 during the period. % is calculated as Quantity/Base number*100

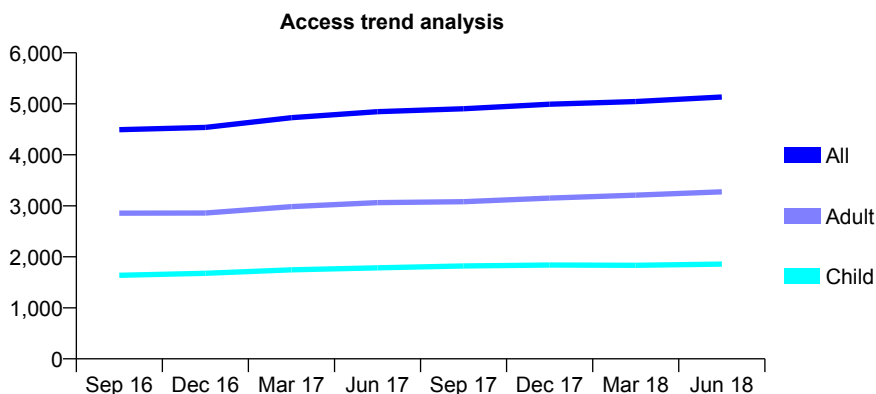
Q63 - Vital Signs At a Glance Contract Report for 101435/0037 - June 2018

Name or company name	IDH Limited
Contract type name	GDS Contract
Purpose of contract	General
Contract start date	01/04/2006
Contract end date	

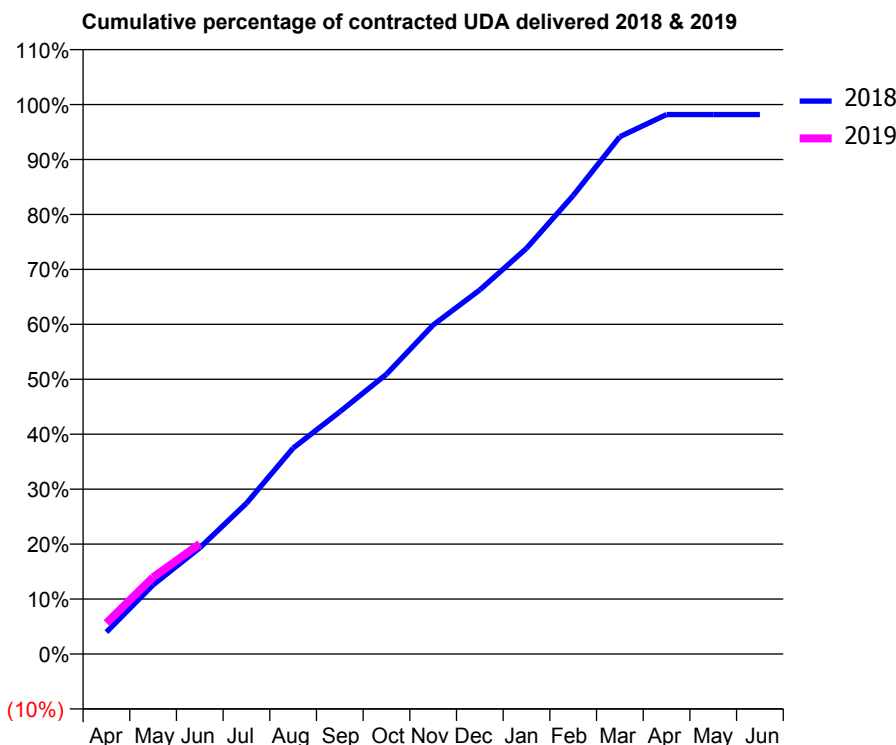
18/19 Contracted general activity (UDA)	12,512
Carry forward general activity (UDA)	0
18/19 Contracted orthodontic activity (UOA)	0
Carry forward orthodontic activity (UOA)	0
Baseline contract value	£332,849.73

ACCESS*

Patients seen in 24 months	Total	Change since previous quarter
Quarter ending June 2017	4,846	
Quarter ending September 2017	4,902	→
Quarter ending December 2017	4,991	→
Quarter ending March 2018	5,045	→
Quarter ending June 2018	5,133	→
Variance since June 2017	5.9%	↑



ACTIVITY



Month	Adjusted Scheduled Activity (UDA)	
	2018	2019
April	498	706
May	1,575	1,746
June	2,420	2,509
July	3,431	
August	4,690	
September	5,516	
October	6,372	
November	7,493	
December	8,291	
January	9,239	
February	10,440	
March	11,779	
April	12,284	
May	12,284	
June	12,284	

QUALITY

	Quantity	Base Number	Contract	AT	Region	England
% of FP17s for the same patient ID Re-attending within 3 months - Children	22	513	4.3%	9.8%	11.5%	11.5%
% of FP17s for the same patient ID Re-attending within 3 months - Adults	71	673	10.5%	15.4%	16.6%	15.4%
% of FP17s for the same patient ID Re-attending between 3 & 9 months - Children	185	513	36.1%	49.2%	48.8%	58.9%
% of FP17s for the same patient ID Re-attending between 3 & 9 months - Adults	198	673	29.4%	39.1%	39.3%	51.6%
% of FP17s for Band 1 Urgent Courses	36	1,020	3.5%	10.0%	10.6%	8.9%
% of FP17s Relating to Free Repair or Replacements	5	1,020	0.5%	0.6%	0.5%	0.8%
% of FP17s Relating to Continuations	13	1,020	1.3%	0.9%	0.7%	0.9%
% of Patients satisfied with the dentistry they have received	0	0	N/A	91.6%	90.4%	93.2%
% of Patients satisfied with the time they had to wait for an appointment	0	0	N/A	88.0%	85.3%	88.8%

* This is based on patients treated on this contract for their most recent course of treatment. Figures in italics indicate the base number of FP17s or Patient Questionnaire responses are less than 100. N/A is shown where the base number of responses is less than 10 during the period. % is calculated as Quantity/Base number*100

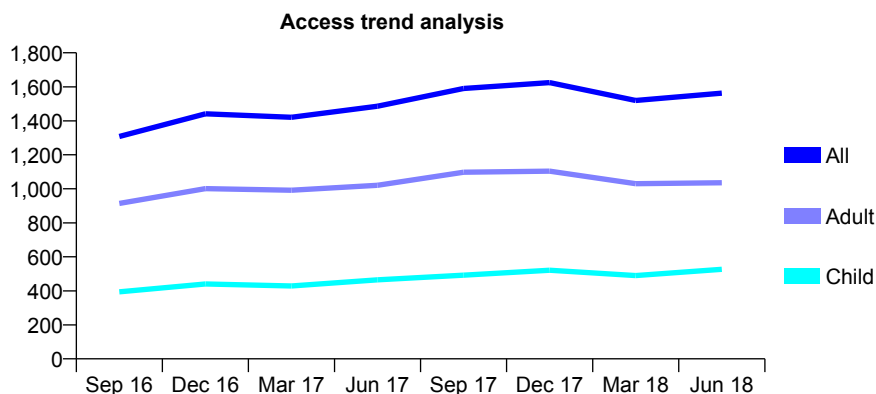
Q63 - Vital Signs At a Glance Contract Report for 103756/0001 - June 2018

Name or company name	Smile Impressions Blackheath Ltd
Contract type name	GDS Contract
Purpose of contract	General
Contract start date	01/06/2015
Contract end date	

18/19 Contracted general activity (UDA)	3,463
Carry forward general activity (UDA)	0
18/19 Contracted orthodontic activity (UOA)	0
Carry forward orthodontic activity (UOA)	0
Baseline contract value	£78,639.79

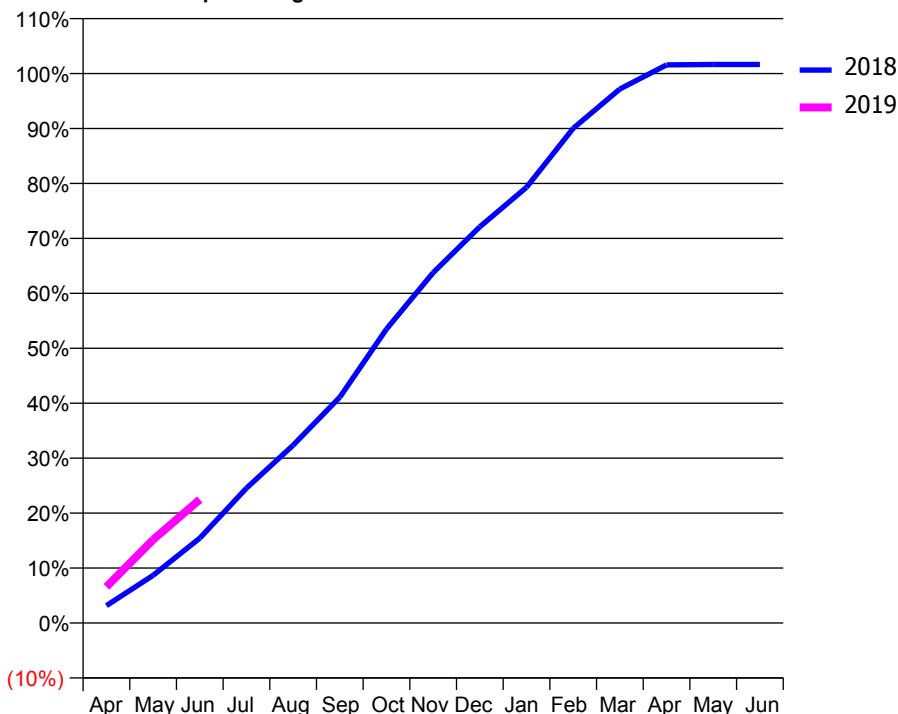
ACCESS*

Patients seen in 24 months	Total	Change since previous quarter
Quarter ending June 2017	1,486	
Quarter ending September 2017	1,590	↑
Quarter ending December 2017	1,625	↑
Quarter ending March 2018	1,520	↓
Quarter ending June 2018	1,563	↑
Variance since June 2017	5.2%	↑



ACTIVITY

Cumulative percentage of contracted UDA delivered 2018 & 2019



Adjusted Scheduled Activity (UDA)

Month	2018	2019
April	109	228
May	301	525
June	535	779
July	850	
August	1,121	
September	1,423	
October	1,852	
November	2,208	
December	2,497	
January	2,746	
February	3,117	
March	3,365	
April	3,518	
May	3,520	
June	3,520	

QUALITY

	Quantity	Base Number	Contract	AT	Region	England
% of FP17s for the same patient ID Re-attending within 3 months - Children	22	236	9.3%	9.8%	11.5%	11.5%
% of FP17s for the same patient ID Re-attending within 3 months - Adults	24	252	9.5%	15.4%	16.6%	15.4%
% of FP17s for the same patient ID Re-attending between 3 & 9 months - Children	139	236	58.9%	49.2%	48.8%	58.9%
% of FP17s for the same patient ID Re-attending between 3 & 9 months - Adults	108	252	42.9%	39.1%	39.3%	51.6%
% of FP17s for Band 1 Urgent Courses	20	442	4.5%	10.0%	10.6%	8.9%
% of FP17s Relating to Free Repair or Replacements	1	442	0.2%	0.6%	0.5%	0.8%
% of FP17s Relating to Continuations	0	442	0.0%	0.9%	0.7%	0.9%
% of Patients satisfied with the dentistry they have received	1	1	N/A	91.6%	90.4%	93.2%
% of Patients satisfied with the time they had to wait for an appointment	0	1	N/A	88.0%	85.3%	88.8%

* This is based on patients treated on this contract for their most recent course of treatment. Figures in italics indicate the base number of FP17s or Patient Questionnaire responses are less than 100. N/A is shown where the base number of responses is less than 10 during the period. % is calculated as Quantity/Base number*100

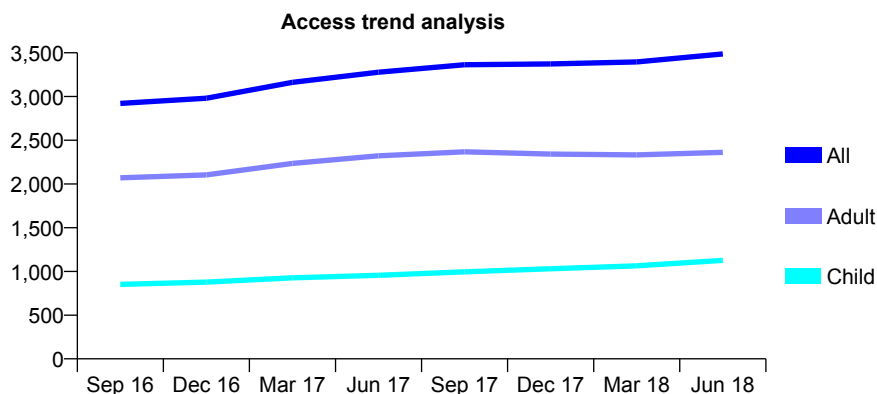
Q63 - Vital Signs At a Glance Contract Report for 103896/0001 - June 2018

Name or company name	Newham Family Dental Care Limited
Contract type name	GDS Contract
Purpose of contract	General
Contract start date	17/03/2011
Contract end date	

18/19 Contracted general activity (UDA)	10,000
Carry forward general activity (UDA)	0
18/19 Contracted orthodontic activity (UOA)	0
Carry forward orthodontic activity (UOA)	0
Baseline contract value	£332,385.00

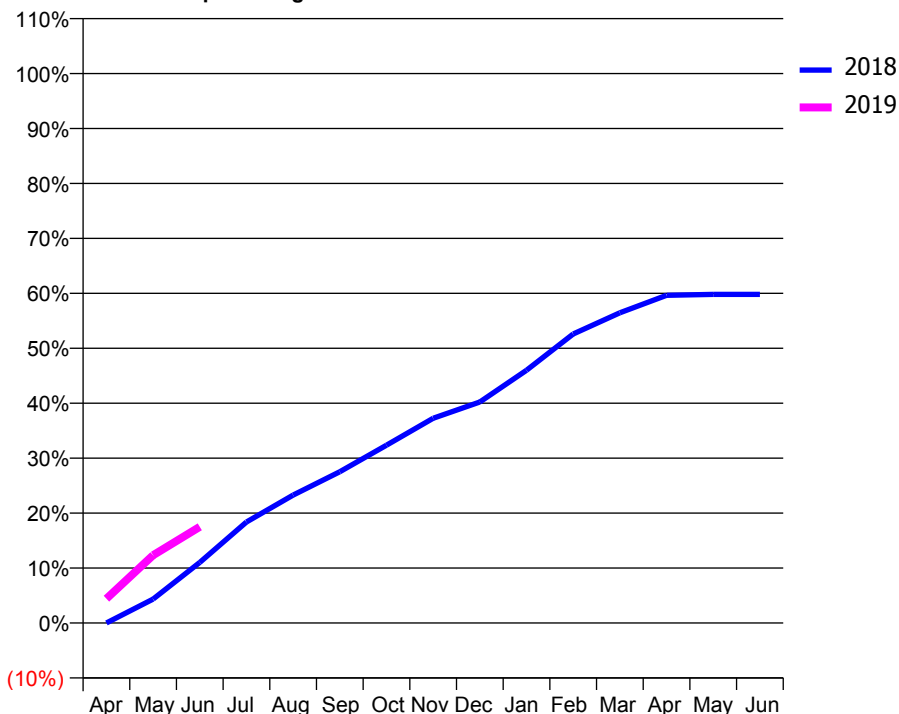
ACCESS*

Patients seen in 24 months	Total	Change since previous quarter
Quarter ending June 2017	3,278	
Quarter ending September 2017	3,363	↑
Quarter ending December 2017	3,372	→
Quarter ending March 2018	3,395	→
Quarter ending June 2018	3,487	↑
Variance since June 2017	6.4%	↑



ACTIVITY

Cumulative percentage of contracted UDA delivered 2018 & 2019



Month	Adjusted Scheduled Activity (UDA)	
	2018	2019
April	0	444
May	654	1,234
June	1,653	1,752
July	2,758	
August	3,491	
September	4,131	
October	4,853	
November	5,588	
December	6,032	
January	6,900	
February	7,889	
March	8,468	
April	8,946	
May	8,970	
June	8,970	

QUALITY

	Quantity	Base Number	Contract	AT	Region	England
% of FP17s for the same patient ID Re-attending within 3 months - Children	15	390	3.8%	9.8%	11.5%	11.5%
% of FP17s for the same patient ID Re-attending within 3 months - Adults	62	606	10.2%	15.4%	16.6%	15.4%
% of FP17s for the same patient ID Re-attending between 3 & 9 months - Children	192	390	49.2%	49.2%	48.8%	58.9%
% of FP17s for the same patient ID Re-attending between 3 & 9 months - Adults	204	606	33.7%	39.1%	39.3%	51.6%
% of FP17s for Band 1 Urgent Courses	150	777	19.3%	10.0%	10.6%	8.9%
% of FP17s Relating to Free Repair or Replacements	2	777	0.3%	0.6%	0.5%	0.8%
% of FP17s Relating to Continuations	2	777	0.3%	0.9%	0.7%	0.9%
% of Patients satisfied with the dentistry they have received	1	1	N/A	91.6%	90.4%	93.2%
% of Patients satisfied with the time they had to wait for an appointment	1	1	N/A	88.0%	85.3%	88.8%

* This is based on patients treated on this contract for their most recent course of treatment. Figures in italics indicate the base number of FP17s or Patient Questionnaire responses are less than 100. N/A is shown where the base number of responses is less than 10 during the period. % is calculated as Quantity/Base number*100

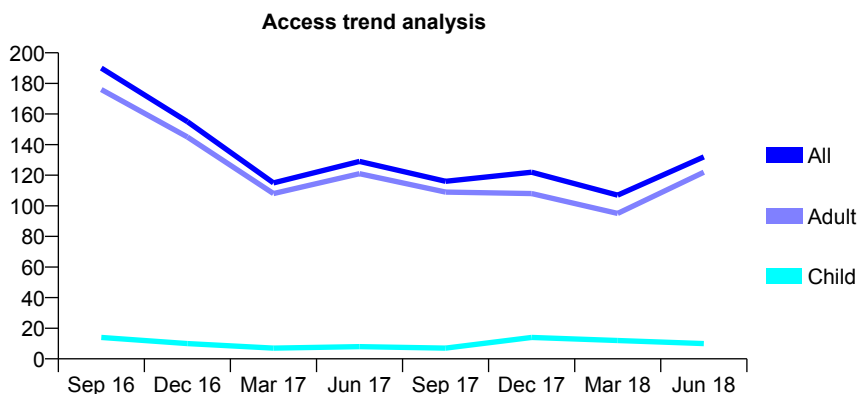
Q63 - Vital Signs At a Glance Contract Report for 104523/0009 - June 2018

Name or company name	Bromley Healthcare Interest Company
Contract type name	PDS Contract
Purpose of contract	General
Contract start date	01/08/2014
Contract end date	31/03/2019

18/19 Contracted general activity (UDA)	1,348
Carry forward general activity (UDA)	0
18/19 Contracted orthodontic activity (UOA)	0
Carry forward orthodontic activity (UOA)	0
Baseline contract value	£56,674.76

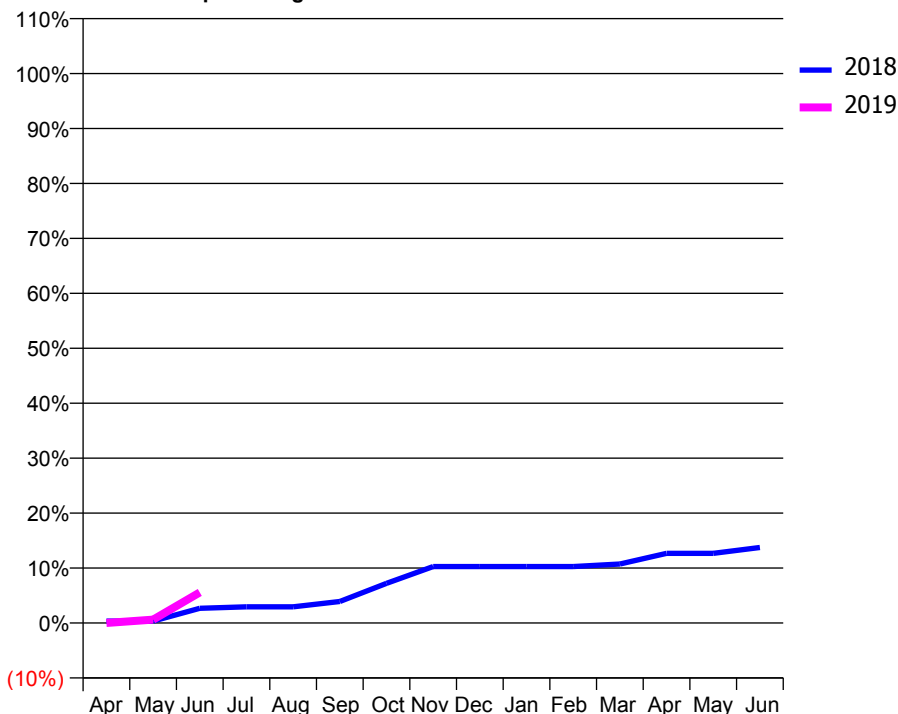
ACCESS*

Patients seen in 24 months	Total	Change since previous quarter
Quarter ending June 2017	129	
Quarter ending September 2017	116	↓
Quarter ending December 2017	122	↑
Quarter ending March 2018	107	↓
Quarter ending June 2018	132	↑
Variance since June 2017	2.3%	↑



ACTIVITY

Cumulative percentage of contracted UDA delivered 2018 & 2019



Month	Adjusted Scheduled Activity (UDA)	
	2018	2019
April	5	0
May	5	8
June	36	75
July	40	
August	40	
September	53	
October	97	
November	139	
December	139	
January	139	
February	139	
March	145	
April	171	
May	171	
June	185	

QUALITY

	Quantity	Base Number	Contract	AT	Region	England
% of FP17s for the same patient ID Re-attending within 3 months - Children	0	6	0.0%	9.8%	11.5%	11.5%
% of FP17s for the same patient ID Re-attending within 3 months - Adults	1	98	1.0%	15.4%	16.6%	15.4%
% of FP17s for the same patient ID Re-attending between 3 & 9 months - Children	0	6	0.0%	49.2%	48.8%	58.9%
% of FP17s for the same patient ID Re-attending between 3 & 9 months - Adults	0	98	0.0%	39.1%	39.3%	51.6%
% of FP17s for Band 1 Urgent Courses	50	55	90.9%	10.0%	10.6%	8.9%
% of FP17s Relating to Free Repair or Replacements	0	55	0.0%	0.6%	0.5%	0.8%
% of FP17s Relating to Continuations	0	55	0.0%	0.9%	0.7%	0.9%
% of Patients satisfied with the dentistry they have received	0	0	N/A	91.6%	90.4%	93.2%
% of Patients satisfied with the time they had to wait for an appointment	0	0	N/A	88.0%	85.3%	88.8%

* This is based on patients treated on this contract for their most recent course of treatment. Figures in italics indicate the base number of FP17s or Patient Questionnaire responses are less than 100. N/A is shown where the base number of responses is less than 10 during the period. % is calculated as Quantity/Base number*100

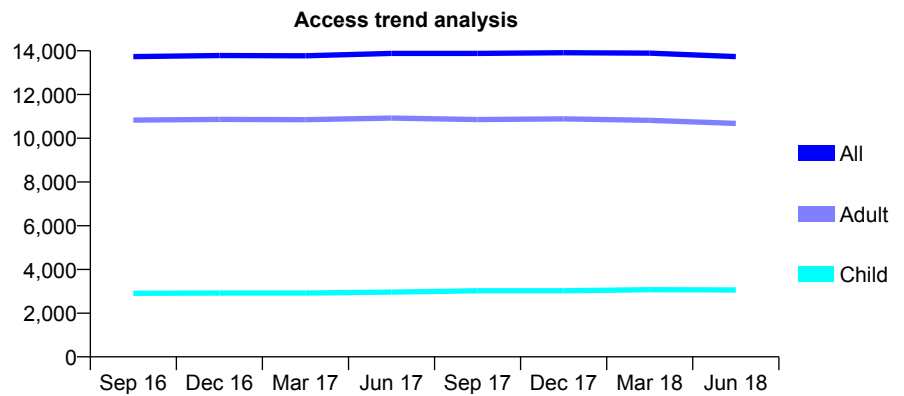
Q63 - Vital Signs At a Glance Contract Report for 104965/0001 - June 2018

Name or company name	Brightsmile Dental Care Limited
Contract type name	GDS Contract
Purpose of contract	General
Contract start date	01/11/2010
Contract end date	

18/19 Contracted general activity (UDA)	36,000
Carry forward general activity (UDA)	0
18/19 Contracted orthodontic activity (UOA)	0
Carry forward orthodontic activity (UOA)	0
Baseline contract value	£1,031,024.99

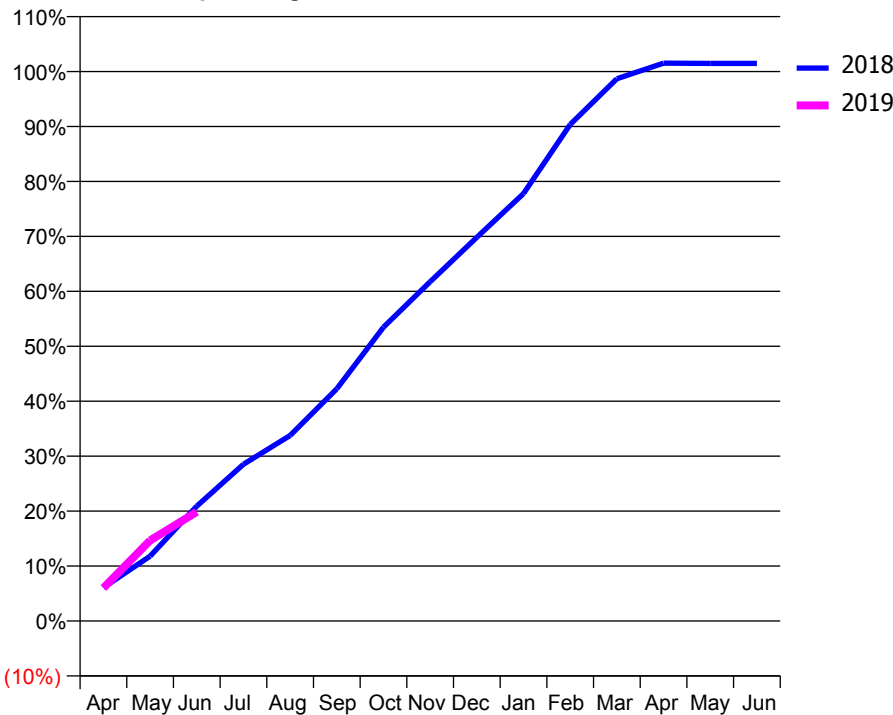
ACCESS*

Patients seen in 24 months	Total	Change since previous quarter
Quarter ending June 2017	13,884	
Quarter ending September 2017	13,878	→
Quarter ending December 2017	13,911	→
Quarter ending March 2018	13,894	→
Quarter ending June 2018	13,735	↓
Variance since June 2017	(1.1%)	↓



ACTIVITY

Cumulative percentage of contracted UDA delivered 2018 & 2019



Month	Adjusted Scheduled Activity (UDA)	
	2018	2019
April	2,187	2,165
May	4,248	5,279
June	7,522	7,149
July	10,268	
August	12,157	
September	15,216	
October	19,247	
November	22,225	
December	25,139	
January	28,000	
February	32,531	
March	35,528	
April	36,551	
May	36,528	
June	36,528	

QUALITY

	Quantity	Base Number	Contract	AT	Region	England
% of FP17s for the same patient ID Re-attending within 3 months - Children	40	862	4.6%	9.8%	11.5%	11.5%
% of FP17s for the same patient ID Re-attending within 3 months - Adults	250	2,555	9.8%	15.4%	16.6%	15.4%
% of FP17s for the same patient ID Re-attending between 3 & 9 months - Children	439	862	50.9%	49.2%	48.8%	58.9%
% of FP17s for the same patient ID Re-attending between 3 & 9 months - Adults	1,217	2,555	47.6%	39.1%	39.3%	51.6%
% of FP17s for Band 1 Urgent Courses	233	3,027	7.7%	10.0%	10.6%	8.9%
% of FP17s Relating to Free Repair or Replacements	15	3,027	0.5%	0.6%	0.5%	0.8%
% of FP17s Relating to Continuations	8	3,027	0.3%	0.9%	0.7%	0.9%
% of Patients satisfied with the dentistry they have received	13	14	92.9%	91.6%	90.4%	93.2%
% of Patients satisfied with the time they had to wait for an appointment	13	14	92.9%	88.0%	85.3%	88.8%

* This is based on patients treated on this contract for their most recent course of treatment. Figures in italics indicate the base number of FP17s or Patient Questionnaire responses are less than 100. N/A is shown where the base number of responses is less than 10 during the period. % is calculated as Quantity/Base number*100

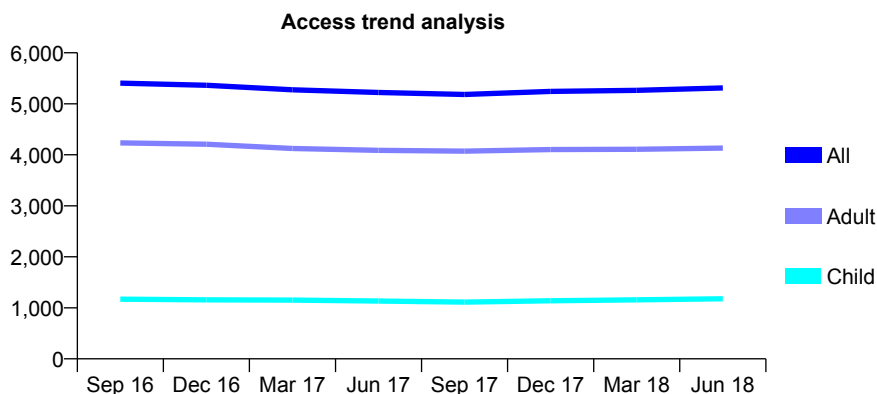
Q63 - Vital Signs At a Glance Contract Report for 107603/0001 - June 2018

Name or company name	Smile with Pride Dental Care Limited
Contract type name	GDS Contract
Purpose of contract	General
Contract start date	01/04/2011
Contract end date	

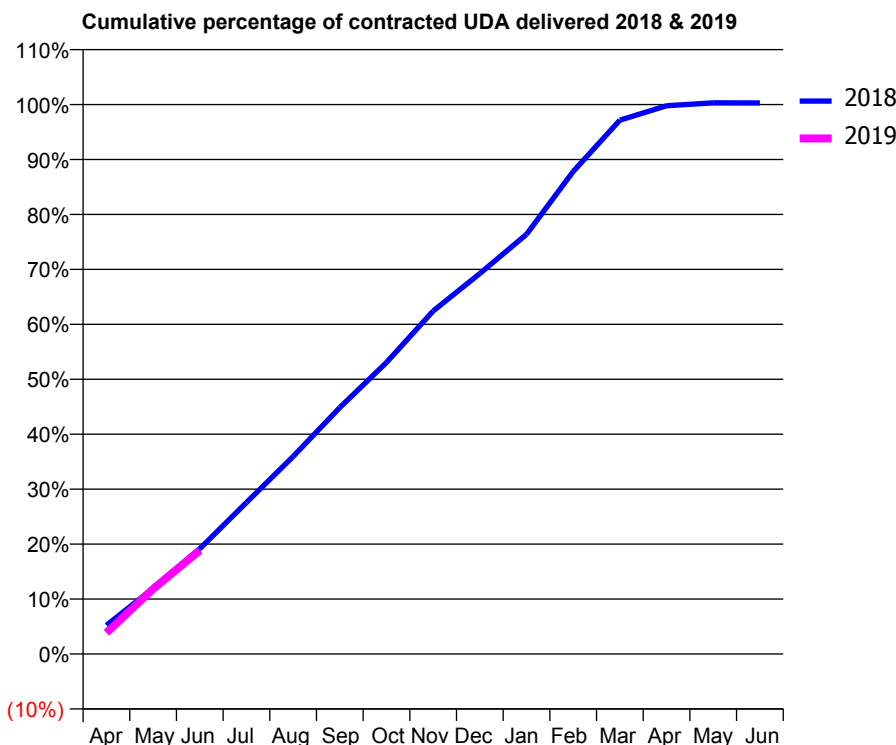
18/19 Contracted general activity (UDA)	12,989
Carry forward general activity (UDA)	0
18/19 Contracted orthodontic activity (UOA)	0
Carry forward orthodontic activity (UOA)	0
Baseline contract value	£375,661.86

ACCESS*

Patients seen in 24 months	Total	Change since previous quarter
Quarter ending June 2017	5,221	
Quarter ending September 2017	5,183	→
Quarter ending December 2017	5,242	→
Quarter ending March 2018	5,264	→
Quarter ending June 2018	5,312	→
Variance since June 2017	1.7%	→



ACTIVITY



Month	Adjusted Scheduled Activity (UDA)	
	2018	2019
April	679	504
May	1,551	1,541
June	2,489	2,450
July	3,582	
August	4,671	
September	5,827	
October	6,890	
November	8,109	
December	8,994	
January	9,922	
February	11,405	
March	12,618	
April	12,959	
May	13,028	
June	13,027	

QUALITY

	Quantity	Base Number	Contract	AT	Region	England
% of FP17s for the same patient ID Re-attending within 3 months - Children	15	322	4.7%	9.8%	11.5%	11.5%
% of FP17s for the same patient ID Re-attending within 3 months - Adults	192	1,038	18.5%	15.4%	16.6%	15.4%
% of FP17s for the same patient ID Re-attending between 3 & 9 months - Children	131	322	40.7%	49.2%	48.8%	58.9%
% of FP17s for the same patient ID Re-attending between 3 & 9 months - Adults	347	1,038	33.4%	39.1%	39.3%	51.6%
% of FP17s for Band 1 Urgent Courses	143	1,045	13.7%	10.0%	10.6%	8.9%
% of FP17s Relating to Free Repair or Replacements	1	1,045	0.1%	0.6%	0.5%	0.8%
% of FP17s Relating to Continuations	16	1,045	1.5%	0.9%	0.7%	0.9%
% of Patients satisfied with the dentistry they have received	2	2	N/A	91.6%	90.4%	93.2%
% of Patients satisfied with the time they had to wait for an appointment	2	2	N/A	88.0%	85.3%	88.8%

* This is based on patients treated on this contract for their most recent course of treatment. Figures in italics indicate the base number of FP17s or Patient Questionnaire responses are less than 100. N/A is shown where the base number of responses is less than 10 during the period. % is calculated as Quantity/Base number*100

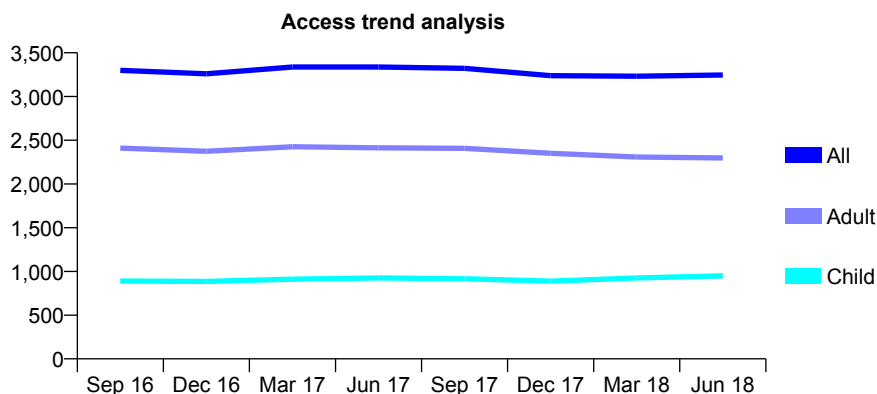
Q63 - Vital Signs At a Glance Contract Report for 108189/0001 - June 2018

Name or company name	Greenwich & Bexley Emergency Dental Se
Contract type name	GDS Contract
Purpose of contract	General
Contract start date	01/04/2011
Contract end date	

18/19 Contracted general activity (UDA)	9,700
Carry forward general activity (UDA)	0
18/19 Contracted orthodontic activity (UOA)	0
Carry forward orthodontic activity (UOA)	0
Baseline contract value	£245,366.36

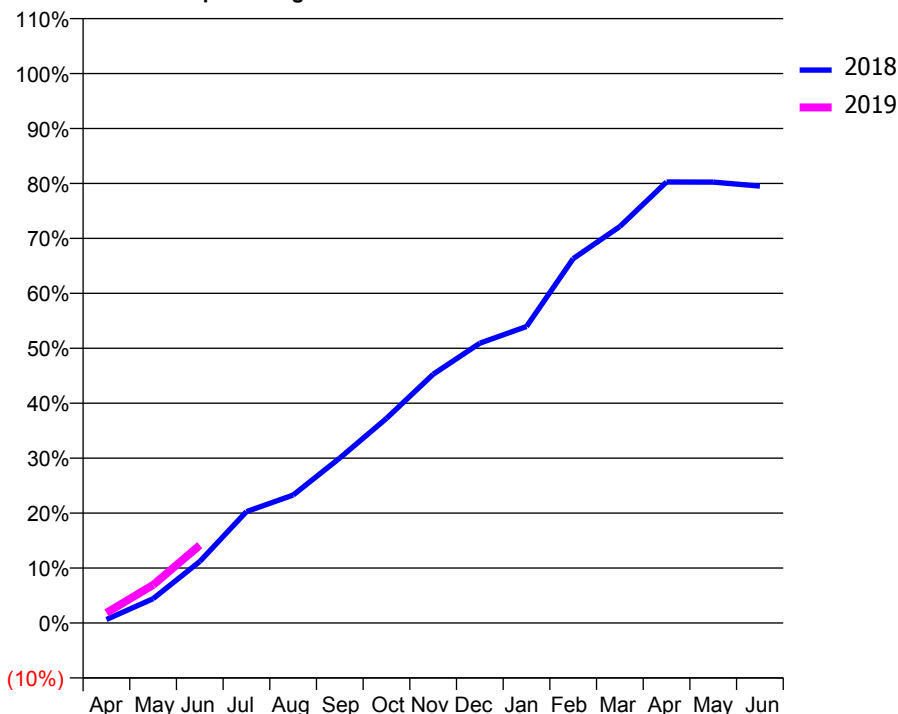
ACCESS*

Patients seen in 24 months	Total	Change since previous quarter
Quarter ending June 2017	3,338	
Quarter ending September 2017	3,323	→
Quarter ending December 2017	3,239	↓
Quarter ending March 2018	3,233	→
Quarter ending June 2018	3,246	→
Variance since June 2017	(2.8%)	↓



ACTIVITY

Cumulative percentage of contracted UDA delivered 2018 & 2019



Month	Adjusted Scheduled Activity (UDA)	
	2018	2019
April	63	180
May	430	673
June	1,086	1,373
July	1,967	
August	2,258	
September	2,913	
October	3,613	
November	4,392	
December	4,941	
January	5,233	
February	6,431	
March	7,000	
April	7,784	
May	7,783	
June	7,713	

QUALITY

	Quantity	Base Number	Contract	AT	Region	England
% of FP17s for the same patient ID Re-attending within 3 months - Children	29	330	8.8%	9.8%	11.5%	11.5%
% of FP17s for the same patient ID Re-attending within 3 months - Adults	104	720	14.4%	15.4%	16.6%	15.4%
% of FP17s for the same patient ID Re-attending between 3 & 9 months - Children	162	330	49.1%	49.2%	48.8%	58.9%
% of FP17s for the same patient ID Re-attending between 3 & 9 months - Adults	318	720	44.2%	39.1%	39.3%	51.6%
% of FP17s for Band 1 Urgent Courses	39	631	6.2%	10.0%	10.6%	8.9%
% of FP17s Relating to Free Repair or Replacements	2	631	0.3%	0.6%	0.5%	0.8%
% of FP17s Relating to Continuations	0	631	0.0%	0.9%	0.7%	0.9%
% of Patients satisfied with the dentistry they have received	0	0	N/A	91.6%	90.4%	93.2%
% of Patients satisfied with the time they had to wait for an appointment	0	0	N/A	88.0%	85.3%	88.8%

* This is based on patients treated on this contract for their most recent course of treatment. Figures in italics indicate the base number of FP17s or Patient Questionnaire responses are less than 100. N/A is shown where the base number of responses is less than 10 during the period. % is calculated as Quantity/Base number*100

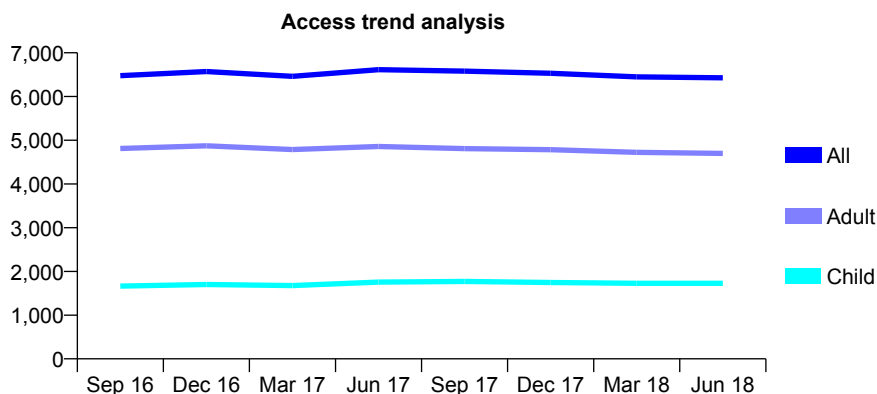
Q63 - Vital Signs At a Glance Contract Report for 108243/0001 - June 2018

Name or company name	The Family Dental Practice Management L
Contract type name	GDS Contract
Purpose of contract	General
Contract start date	01/04/2012
Contract end date	

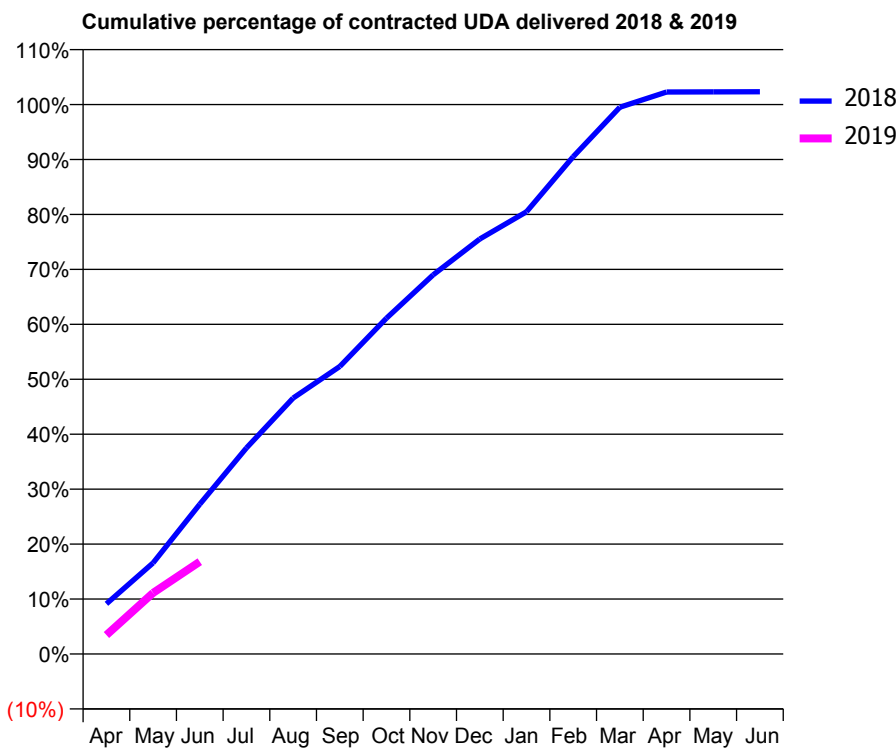
18/19 Contracted general activity (UDA)	14,608
Carry forward general activity (UDA)	0
18/19 Contracted orthodontic activity (UOA)	0
Carry forward orthodontic activity (UOA)	0
Baseline contract value	£381,842.84

ACCESS*

Patients seen in 24 months	Total	Change since previous quarter
Quarter ending June 2017	6,613	
Quarter ending September 2017	6,582	→
Quarter ending December 2017	6,531	→
Quarter ending March 2018	6,450	↓
Quarter ending June 2018	6,428	→
Variance since June 2017	(2.8%)	↓



ACTIVITY



Month	Adjusted Scheduled Activity (UDA)	
	2018	2019
April	1,335	504
May	2,422	1,626
June	3,981	2,457
July	5,477	
August	6,804	
September	7,645	
October	8,928	
November	10,078	
December	11,035	
January	11,756	
February	13,222	
March	14,535	
April	14,941	
May	14,945	
June	14,946	

QUALITY

	Quantity	Base Number	Contract	AT	Region	England
% of FP17s for the same patient ID Re-attending within 3 months - Children	40	497	8.0%	9.8%	11.5%	11.5%
% of FP17s for the same patient ID Re-attending within 3 months - Adults	161	1,085	14.8%	15.4%	16.6%	15.4%
% of FP17s for the same patient ID Re-attending between 3 & 9 months - Children	218	497	43.9%	49.2%	48.8%	58.9%
% of FP17s for the same patient ID Re-attending between 3 & 9 months - Adults	387	1,085	35.7%	39.1%	39.3%	51.6%
% of FP17s for Band 1 Urgent Courses	153	1,239	12.3%	10.0%	10.6%	8.9%
% of FP17s Relating to Free Repair or Replacements	15	1,239	1.2%	0.6%	0.5%	0.8%
% of FP17s Relating to Continuations	11	1,239	0.9%	0.9%	0.7%	0.9%
% of Patients satisfied with the dentistry they have received	0	0	N/A	91.6%	90.4%	93.2%
% of Patients satisfied with the time they had to wait for an appointment	0	0	N/A	88.0%	85.3%	88.8%

* This is based on patients treated on this contract for their most recent course of treatment. Figures in italics indicate the base number of FP17s or Patient Questionnaire responses are less than 100. N/A is shown where the base number of responses is less than 10 during the period. % is calculated as Quantity/Base number*100

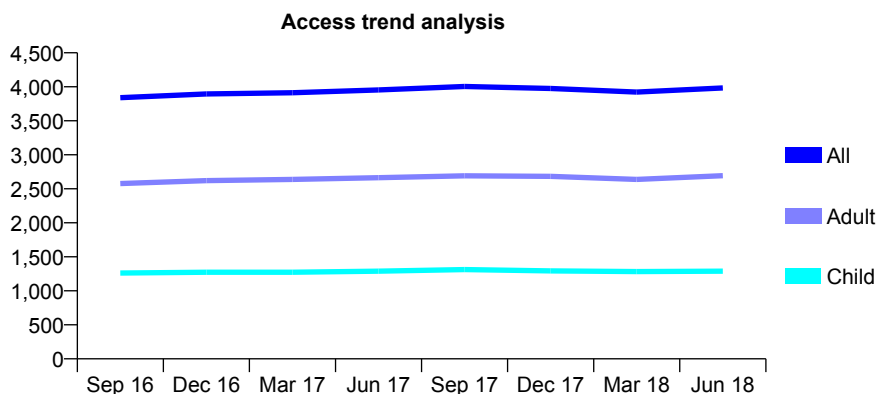
Q63 - Vital Signs At a Glance Contract Report for 108758/0001 - June 2018

Name or company name	Beeches Dental Surgery
Contract type name	GDS Contract
Purpose of contract	General
Contract start date	01/05/2006
Contract end date	

18/19 Contracted general activity (UDA)	10,053
Carry forward general activity (UDA)	0
18/19 Contracted orthodontic activity (UOA)	0
Carry forward orthodontic activity (UOA)	0
Baseline contract value	£295,366.01

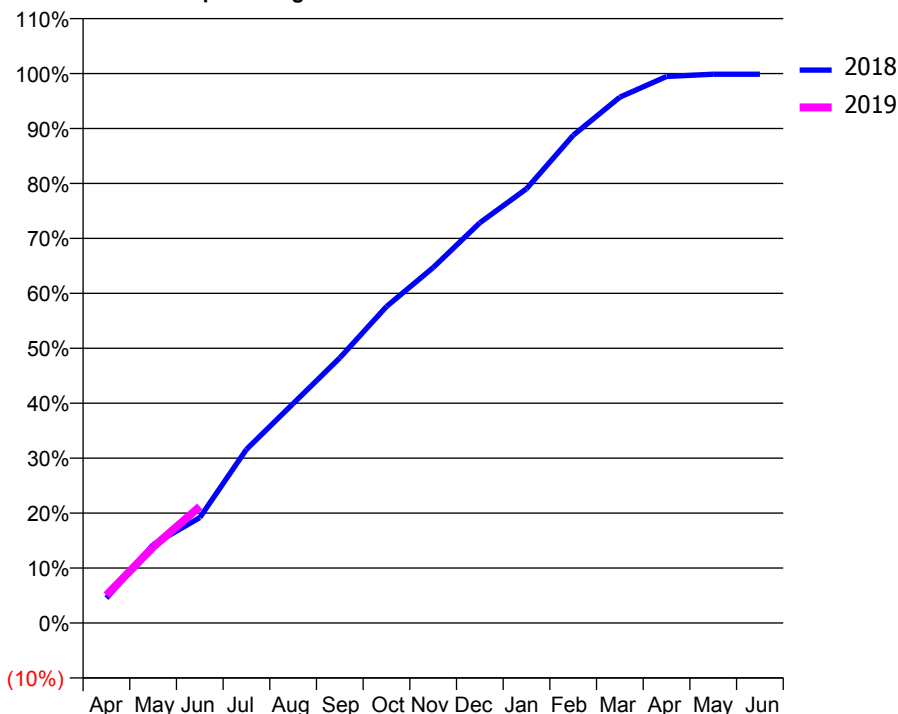
ACCESS*

Patients seen in 24 months	Total	Change since previous quarter
Quarter ending June 2017	3,953	
Quarter ending September 2017	4,005	→
Quarter ending December 2017	3,976	→
Quarter ending March 2018	3,922	↓
Quarter ending June 2018	3,984	→
Variance since June 2017	0.8%	→



ACTIVITY

Cumulative percentage of contracted UDA delivered 2018 & 2019



Adjusted Scheduled Activity (UDA)

Month	2018	2019
April	454	509
May	1,434	1,389
June	1,928	2,131
July	3,178	
August	4,014	
September	4,850	
October	5,790	
November	6,502	
December	7,322	
January	7,945	
February	8,923	
March	9,620	
April	9,999	
May	10,041	
June	10,041	

QUALITY

	Quantity	Base Number	Contract	AT	Region	England
% of FP17s for the same patient ID Re-attending within 3 months - Children	9	442	2.0%	9.8%	11.5%	11.5%
% of FP17s for the same patient ID Re-attending within 3 months - Adults	63	762	8.3%	15.4%	16.6%	15.4%
% of FP17s for the same patient ID Re-attending between 3 & 9 months - Children	208	442	47.1%	49.2%	48.8%	58.9%
% of FP17s for the same patient ID Re-attending between 3 & 9 months - Adults	339	762	44.5%	39.1%	39.3%	51.6%
% of FP17s for Band 1 Urgent Courses	20	1,031	1.9%	10.0%	10.6%	8.9%
% of FP17s Relating to Free Repair or Replacements	15	1,031	1.5%	0.6%	0.5%	0.8%
% of FP17s Relating to Continuations	5	1,031	0.5%	0.9%	0.7%	0.9%
% of Patients satisfied with the dentistry they have received	3	3	N/A	91.6%	90.4%	93.2%
% of Patients satisfied with the time they had to wait for an appointment	1	3	N/A	88.0%	85.3%	88.8%

* This is based on patients treated on this contract for their most recent course of treatment. Figures in italics indicate the base number of FP17s or Patient Questionnaire responses are less than 100. N/A is shown where the base number of responses is less than 10 during the period. % is calculated as Quantity/Base number*100

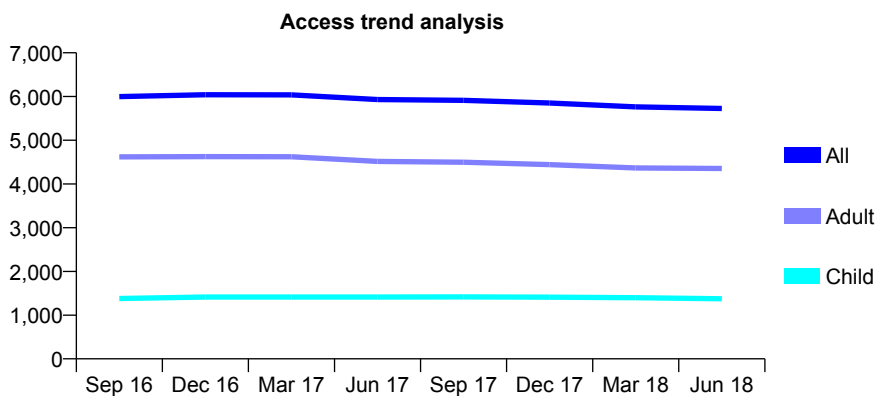
Q63 - Vital Signs At a Glance Contract Report for 109150/0001 - June 2018

Name or company name	MR K FAIZ
Contract type name	GDS Contract
Purpose of contract	General
Contract start date	01/07/2012
Contract end date	

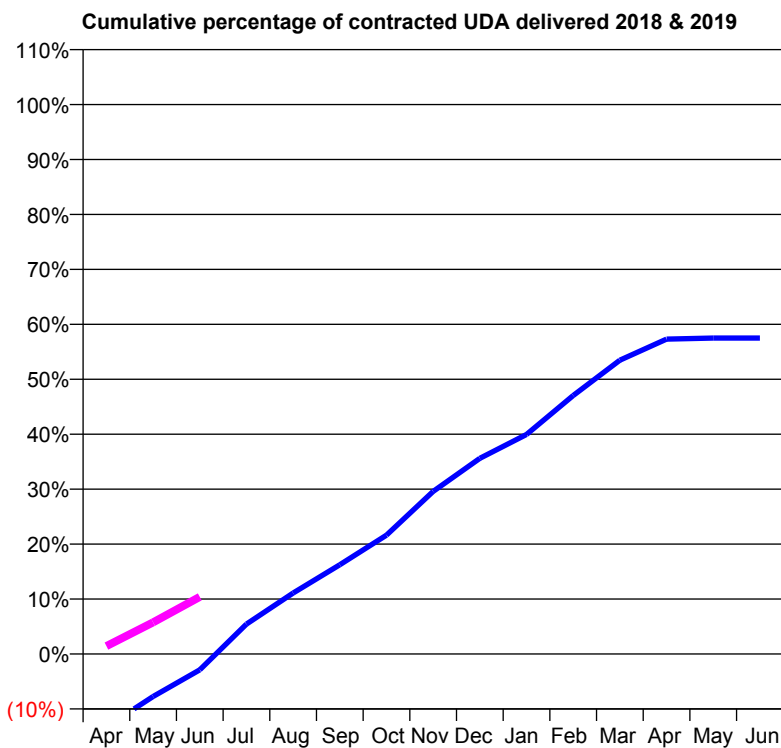
18/19 Contracted general activity (UDA)	19,865
Carry forward general activity (UDA)	0
18/19 Contracted orthodontic activity (UOA)	0
Carry forward orthodontic activity (UOA)	0
Baseline contract value	£590,481.29

ACCESS*

Patients seen in 24 months	Total	Change since previous quarter
Quarter ending June 2017	5,930	
Quarter ending September 2017	5,914	→
Quarter ending December 2017	5,852	↓
Quarter ending March 2018	5,764	↓
Quarter ending June 2018	5,727	→
Variance since June 2017	(3.4%)	↓



ACTIVITY



Adjusted Scheduled Activity (UDA)		
Month	2018	2019
April	-2,638	289
May	-1,538	1,145
June	-576	2,068
July	1,083	
August	2,205	
September	3,227	
October	4,297	
November	5,876	
December	7,072	
January	7,937	
February	9,345	
March	10,623	
April	11,383	
May	11,422	
June	11,421	

QUALITY

	Quantity	Base Number	Contract	AT	Region	England
% of FP17s for the same patient ID Re-attending within 3 months - Children	22	366	6.0%	9.8%	11.5%	11.5%
% of FP17s for the same patient ID Re-attending within 3 months - Adults	147	995	14.8%	15.4%	16.6%	15.4%
% of FP17s for the same patient ID Re-attending between 3 & 9 months - Children	185	366	50.5%	49.2%	48.8%	58.9%
% of FP17s for the same patient ID Re-attending between 3 & 9 months - Adults	417	995	41.9%	39.1%	39.3%	51.6%
% of FP17s for Band 1 Urgent Courses	195	1,002	19.5%	10.0%	10.6%	8.9%
% of FP17s Relating to Free Repair or Replacements	3	1,002	0.3%	0.6%	0.5%	0.8%
% of FP17s Relating to Continuations	8	1,002	0.8%	0.9%	0.7%	0.9%
% of Patients satisfied with the dentistry they have received	3	3	N/A	91.6%	90.4%	93.2%
% of Patients satisfied with the time they had to wait for an appointment	3	3	N/A	88.0%	85.3%	88.8%

* This is based on patients treated on this contract for their most recent course of treatment. Figures in italics indicate the base number of FP17s or Patient Questionnaire responses are less than 100. N/A is shown where the base number of responses is less than 10 during the period. % is calculated as Quantity/Base number*100

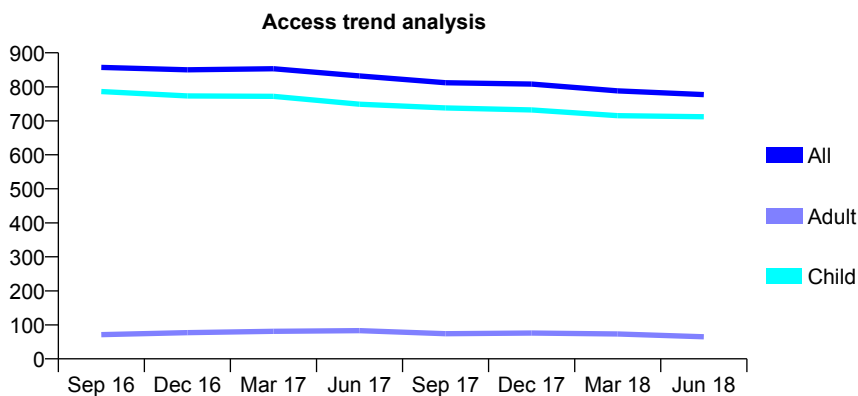
Q63 - Vital Signs At a Glance Contract Report for 109797/0001 - June 2018

Name or company name	The Buckley Practice Ltd
Contract type name	GDS Contract
Purpose of contract	General
Contract start date	11/02/2008
Contract end date	

18/19 Contracted general activity (UDA)	1,846
Carry forward general activity (UDA)	0
18/19 Contracted orthodontic activity (UOA)	0
Carry forward orthodontic activity (UOA)	0
Baseline contract value	£38,050.82

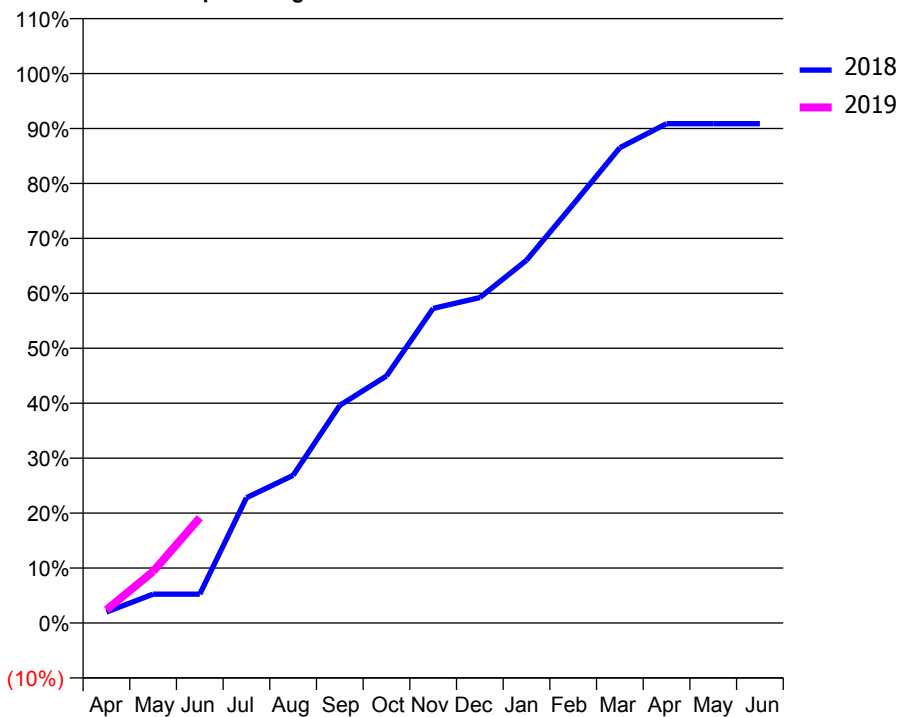
ACCESS*

Patients seen in 24 months	Total	Change since previous quarter
Quarter ending June 2017	832	
Quarter ending September 2017	812	↓
Quarter ending December 2017	808	→
Quarter ending March 2018	788	↓
Quarter ending June 2018	777	↓
Variance since June 2017	(6.6%)	↓



ACTIVITY

Cumulative percentage of contracted UDA delivered 2018 & 2019



Adjusted Scheduled Activity (UDA)		
Month	2018	2019
April	37	44
May	97	173
June	97	354
July	421	
August	496	
September	731	
October	830	
November	1,057	
December	1,093	
January	1,219	
February	1,406	
March	1,597	
April	1,677	
May	1,677	
June	1,677	

QUALITY

	Quantity	Base Number	Contract	AT	Region	England
% of FP17s for the same patient ID Re-attending within 3 months - Children	15	289	5.2%	9.8%	11.5%	11.5%
% of FP17s for the same patient ID Re-attending within 3 months - Adults	0	0	N/A	15.4%	16.6%	15.4%
% of FP17s for the same patient ID Re-attending between 3 & 9 months - Children	219	289	75.8%	49.2%	48.8%	58.9%
% of FP17s for the same patient ID Re-attending between 3 & 9 months - Adults	0	0	N/A	39.1%	39.3%	51.6%
% of FP17s for Band 1 Urgent Courses	4	244	1.6%	10.0%	10.6%	8.9%
% of FP17s Relating to Free Repair or Replacements	0	244	0.0%	0.6%	0.5%	0.8%
% of FP17s Relating to Continuations	4	244	1.6%	0.9%	0.7%	0.9%
% of Patients satisfied with the dentistry they have received	0	0	N/A	91.6%	90.4%	93.2%
% of Patients satisfied with the time they had to wait for an appointment	0	0	N/A	88.0%	85.3%	88.8%

* This is based on patients treated on this contract for their most recent course of treatment. Figures in italics indicate the base number of FP17s or Patient Questionnaire responses are less than 100. N/A is shown where the base number of responses is less than 10 during the period. % is calculated as Quantity/Base number*100

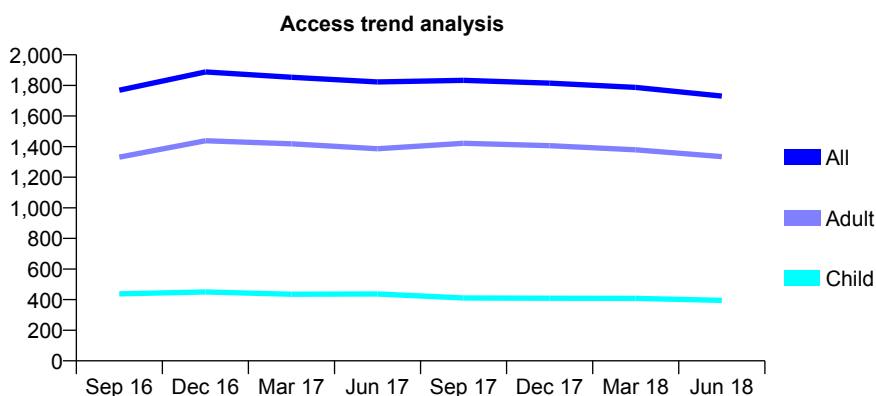
Q63 - Vital Signs At a Glance Contract Report for 110256/0001 - June 2018

Name or company name	One 4 One Dental Practice
Contract type name	GDS Contract
Purpose of contract	General
Contract start date	12/12/2014
Contract end date	

18/19 Contracted general activity (UDA)	3,994
Carry forward general activity (UDA)	0
18/19 Contracted orthodontic activity (UOA)	0
Carry forward orthodontic activity (UOA)	0
Baseline contract value	£131,978.75

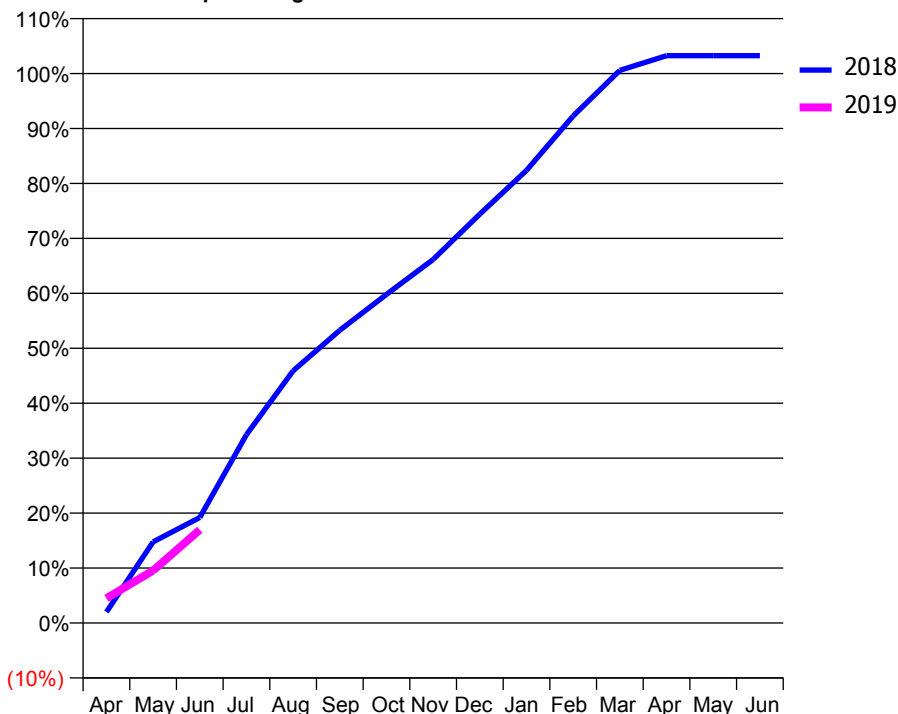
ACCESS*

Patients seen in 24 months	Total	Change since previous quarter
Quarter ending June 2017	1,823	
Quarter ending September 2017	1,833	→
Quarter ending December 2017	1,815	→
Quarter ending March 2018	1,787	↓
Quarter ending June 2018	1,730	↓
Variance since June 2017	(5.1%)	↓



ACTIVITY

Cumulative percentage of contracted UDA delivered 2018 & 2019



Adjusted Scheduled Activity (UDA)

Month	2018	2019
April	80	180
May	590	382
June	767	678
July	1,369	
August	1,833	
September	2,128	
October	2,389	
November	2,643	
December	2,972	
January	3,290	
February	3,685	
March	4,017	
April	4,123	
May	4,123	
June	4,123	

QUALITY

	Quantity	Base Number	Contract	AT	Region	England
% of FP17s for the same patient ID Re-attending within 3 months - Children	9	136	6.6%	9.8%	11.5%	11.5%
% of FP17s for the same patient ID Re-attending within 3 months - Adults	18	278	6.5%	15.4%	16.6%	15.4%
% of FP17s for the same patient ID Re-attending between 3 & 9 months - Children	73	136	53.7%	49.2%	48.8%	58.9%
% of FP17s for the same patient ID Re-attending between 3 & 9 months - Adults	146	278	52.5%	39.1%	39.3%	51.6%
% of FP17s for Band 1 Urgent Courses	11	358	3.1%	10.0%	10.6%	8.9%
% of FP17s Relating to Free Repair or Replacements	0	358	0.0%	0.6%	0.5%	0.8%
% of FP17s Relating to Continuations	1	358	0.3%	0.9%	0.7%	0.9%
% of Patients satisfied with the dentistry they have received	0	0	N/A	91.6%	90.4%	93.2%
% of Patients satisfied with the time they had to wait for an appointment	0	0	N/A	88.0%	85.3%	88.8%

* This is based on patients treated on this contract for their most recent course of treatment. Figures in italics indicate the base number of FP17s or Patient Questionnaire responses are less than 100. N/A is shown where the base number of responses is less than 10 during the period. % is calculated as Quantity/Base number*100

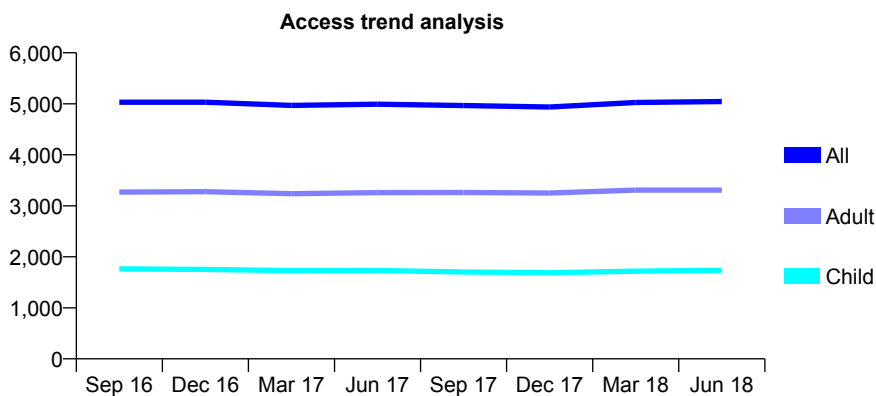
Q63 - Vital Signs At a Glance Contract Report for 110337/0002 - June 2018

Name or company name	Groves Dental Centre
Contract type name	GDS Contract
Purpose of contract	General
Contract start date	01/01/2012
Contract end date	

18/19 Contracted general activity (UDA)	13,000
Carry forward general activity (UDA)	0
18/19 Contracted orthodontic activity (UOA)	0
Carry forward orthodontic activity (UOA)	0
Baseline contract value	£329,645.89

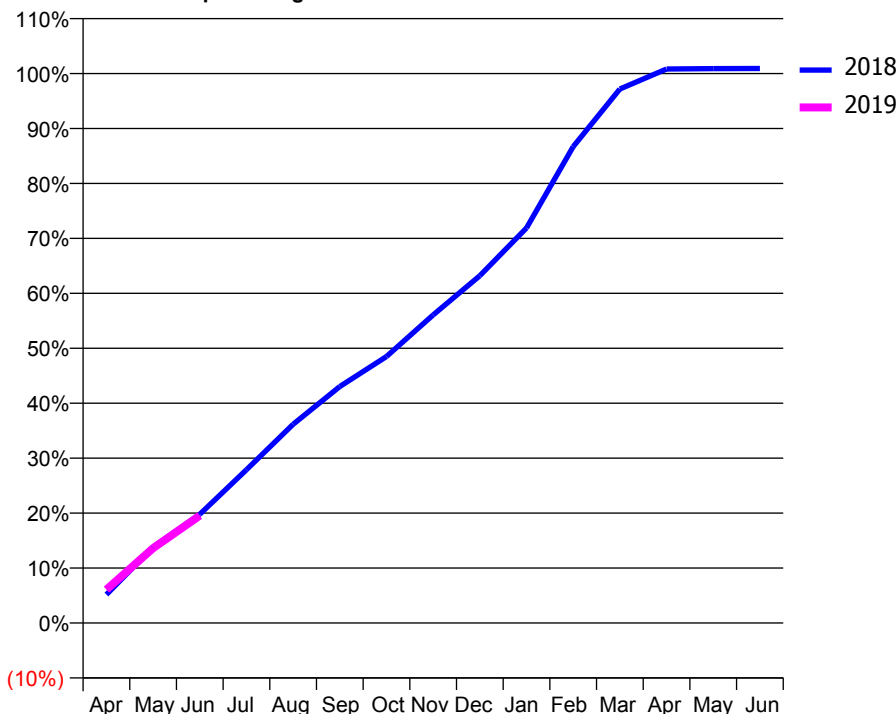
ACCESS*

Patients seen in 24 months	Total	Change since previous quarter
Quarter ending June 2017	4,992	
Quarter ending September 2017	4,965	→
Quarter ending December 2017	4,937	→
Quarter ending March 2018	5,027	→
Quarter ending June 2018	5,044	→
Variance since June 2017	1.0%	→



ACTIVITY

Cumulative percentage of contracted UDA delivered 2018 & 2019



Adjusted Scheduled Activity (UDA)

Month	2018	2019
April	673	790
May	1,797	1,770
June	2,571	2,541
July	3,627	
August	4,703	
September	5,596	
October	6,306	
November	7,288	
December	8,218	
January	9,346	
February	11,270	
March	12,632	
April	13,106	
May	13,115	
June	13,119	

QUALITY

	Quantity	Base Number	Contract	AT	Region	England
% of FP17s for the same patient ID Re-attending within 3 months - Children	74	710	10.4%	9.8%	11.5%	11.5%
% of FP17s for the same patient ID Re-attending within 3 months - Adults	125	1,080	11.6%	15.4%	16.6%	15.4%
% of FP17s for the same patient ID Re-attending between 3 & 9 months - Children	485	710	68.3%	49.2%	48.8%	58.9%
% of FP17s for the same patient ID Re-attending between 3 & 9 months - Adults	667	1,080	61.8%	39.1%	39.3%	51.6%
% of FP17s for Band 1 Urgent Courses	86	1,527	5.6%	10.0%	10.6%	8.9%
% of FP17s Relating to Free Repair or Replacements	8	1,527	0.5%	0.6%	0.5%	0.8%
% of FP17s Relating to Continuations	1	1,527	0.1%	0.9%	0.7%	0.9%
% of Patients satisfied with the dentistry they have received	5	5	N/A	91.6%	90.4%	93.2%
% of Patients satisfied with the time they had to wait for an appointment	4	5	N/A	88.0%	85.3%	88.8%

* This is based on patients treated on this contract for their most recent course of treatment. Figures in italics indicate the base number of FP17s or Patient Questionnaire responses are less than 100. N/A is shown where the base number of responses is less than 10 during the period. % is calculated as Quantity/Base number*100

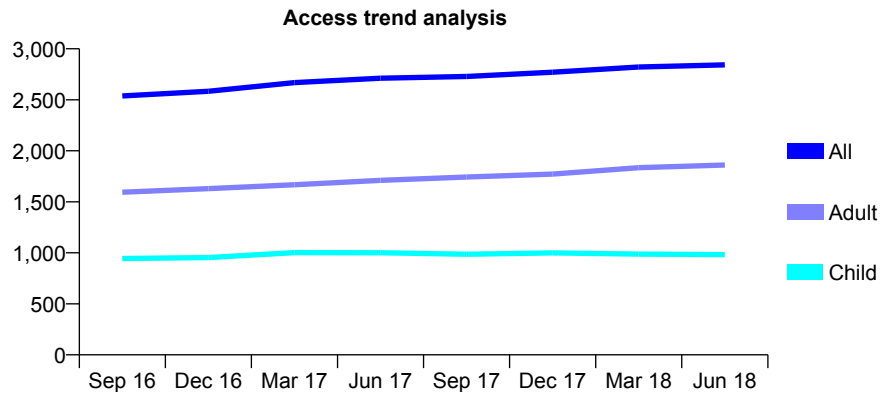
Q63 - Vital Signs At a Glance Contract Report for 111996/0001 - June 2018

Name or company name	Lillywhite Dental Practice
Contract type name	GDS Contract
Purpose of contract	General
Contract start date	16/03/2010
Contract end date	

18/19 Contracted general activity (UDA)	8,548
Carry forward general activity (UDA)	0
18/19 Contracted orthodontic activity (UOA)	0
Carry forward orthodontic activity (UOA)	0
Baseline contract value	£229,685.89

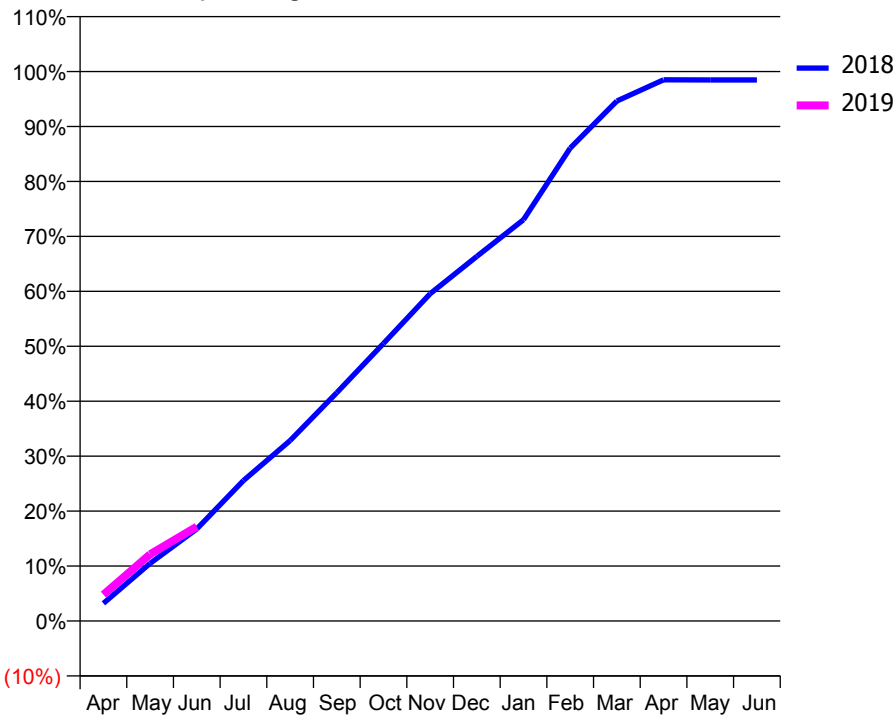
ACCESS*

Patients seen in 24 months	Total	Change since previous quarter
Quarter ending June 2017	2,712	
Quarter ending September 2017	2,729	→
Quarter ending December 2017	2,771	→
Quarter ending March 2018	2,822	→
Quarter ending June 2018	2,843	→
Variance since June 2017	4.8%	↑



ACTIVITY

Cumulative percentage of contracted UDA delivered 2018 & 2019



Adjusted Scheduled Activity (UDA)		
Month	2018	2019
April	274	409
May	898	1,038
June	1,433	1,467
July	2,186	
August	2,807	
September	3,552	
October	4,317	
November	5,091	
December	5,673	
January	6,243	
February	7,357	
March	8,090	
April	8,418	
May	8,416	
June	8,416	

QUALITY

	Quantity	Base Number	Contract	AT	Region	England
% of FP17s for the same patient ID Re-attending within 3 months - Children	32	367	8.7%	9.8%	11.5%	11.5%
% of FP17s for the same patient ID Re-attending within 3 months - Adults	77	574	13.4%	15.4%	16.6%	15.4%
% of FP17s for the same patient ID Re-attending between 3 & 9 months - Children	270	367	73.6%	49.2%	48.8%	58.9%
% of FP17s for the same patient ID Re-attending between 3 & 9 months - Adults	349	574	60.8%	39.1%	39.3%	51.6%
% of FP17s for Band 1 Urgent Courses	53	797	6.6%	10.0%	10.6%	8.9%
% of FP17s Relating to Free Repair or Replacements	1	797	0.1%	0.6%	0.5%	0.8%
% of FP17s Relating to Continuations	5	797	0.6%	0.9%	0.7%	0.9%
% of Patients satisfied with the dentistry they have received	1	1	N/A	91.6%	90.4%	93.2%
% of Patients satisfied with the time they had to wait for an appointment	1	1	N/A	88.0%	85.3%	88.8%

* This is based on patients treated on this contract for their most recent course of treatment. Figures in italics indicate the base number of FP17s or Patient Questionnaire responses are less than 100. N/A is shown where the base number of responses is less than 10 during the period. % is calculated as Quantity/Base number*100

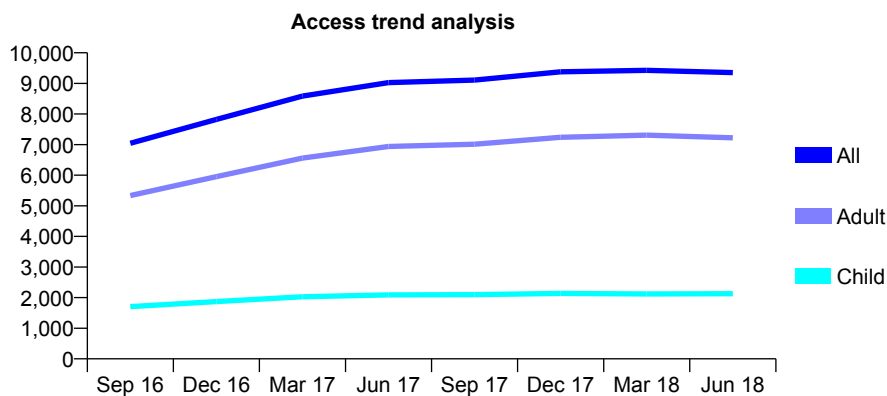
Q63 - Vital Signs At a Glance Contract Report for 112054/0001 - June 2018

Name or company name	Mr J Ginty and Mr Rumit Desai
Contract type name	GDS Contract
Purpose of contract	General
Contract start date	01/05/2015
Contract end date	

18/19 Contracted general activity (UDA)	19,545
Carry forward general activity (UDA)	0
18/19 Contracted orthodontic activity (UOA)	0
Carry forward orthodontic activity (UOA)	0
Baseline contract value	£613,073.08

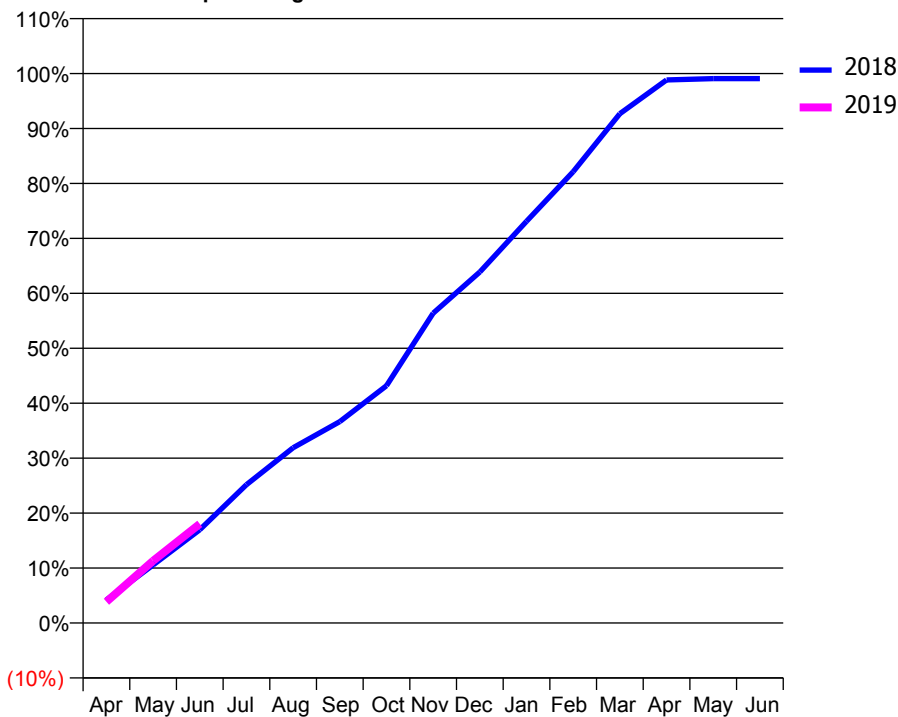
ACCESS*

Patients seen in 24 months	Total	Change since previous quarter
Quarter ending June 2017	9,026	
Quarter ending September 2017	9,110	→
Quarter ending December 2017	9,377	↑
Quarter ending March 2018	9,426	→
Quarter ending June 2018	9,353	→
Variance since June 2017	3.6%	↑



ACTIVITY

Cumulative percentage of contracted UDA delivered 2018 & 2019



Adjusted Scheduled Activity (UDA)

Month	2018	2019
April	821	757
May	2,066	2,214
June	3,317	3,525
July	4,921	
August	6,232	
September	7,164	
October	8,439	
November	11,019	
December	12,486	
January	14,290	
February	16,054	
March	18,115	
April	19,315	
May	19,361	
June	19,363	

QUALITY

	Quantity	Base Number	Contract	AT	Region	England
% of FP17s for the same patient ID Re-attending within 3 months - Children	45	576	7.8%	9.8%	11.5%	11.5%
% of FP17s for the same patient ID Re-attending within 3 months - Adults	199	1,669	11.9%	15.4%	16.6%	15.4%
% of FP17s for the same patient ID Re-attending between 3 & 9 months - Children	202	576	35.1%	49.2%	48.8%	58.9%
% of FP17s for the same patient ID Re-attending between 3 & 9 months - Adults	528	1,669	31.6%	39.1%	39.3%	51.6%
% of FP17s for Band 1 Urgent Courses	137	1,676	8.2%	10.0%	10.6%	8.9%
% of FP17s Relating to Free Repair or Replacements	5	1,676	0.3%	0.6%	0.5%	0.8%
% of FP17s Relating to Continuations	27	1,676	1.6%	0.9%	0.7%	0.9%
% of Patients satisfied with the dentistry they have received	3	3	N/A	91.6%	90.4%	93.2%
% of Patients satisfied with the time they had to wait for an appointment	3	3	N/A	88.0%	85.3%	88.8%

* This is based on patients treated on this contract for their most recent course of treatment. Figures in italics indicate the base number of FP17s or Patient Questionnaire responses are less than 100. N/A is shown where the base number of responses is less than 10 during the period. % is calculated as Quantity/Base number*100

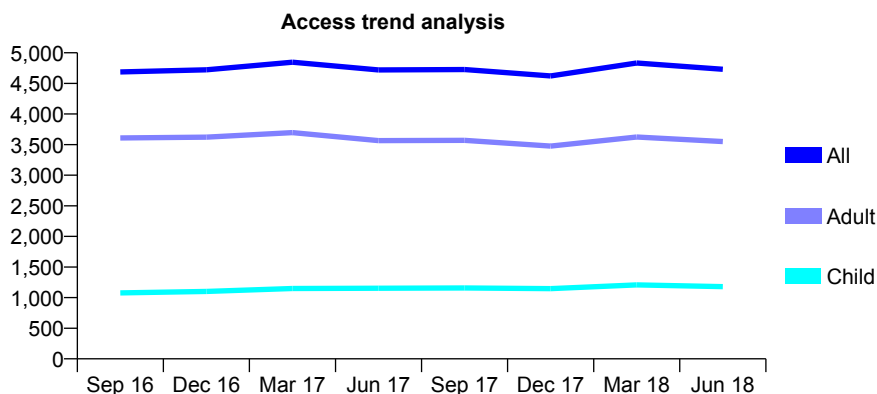
Q63 - Vital Signs At a Glance Contract Report for 112712/0001 - June 2018

Name or company name	Ebrahim Zadeh Saadat and Tabrizi Hosseir
Contract type name	GDS Contract
Purpose of contract	General
Contract start date	01/03/2009
Contract end date	

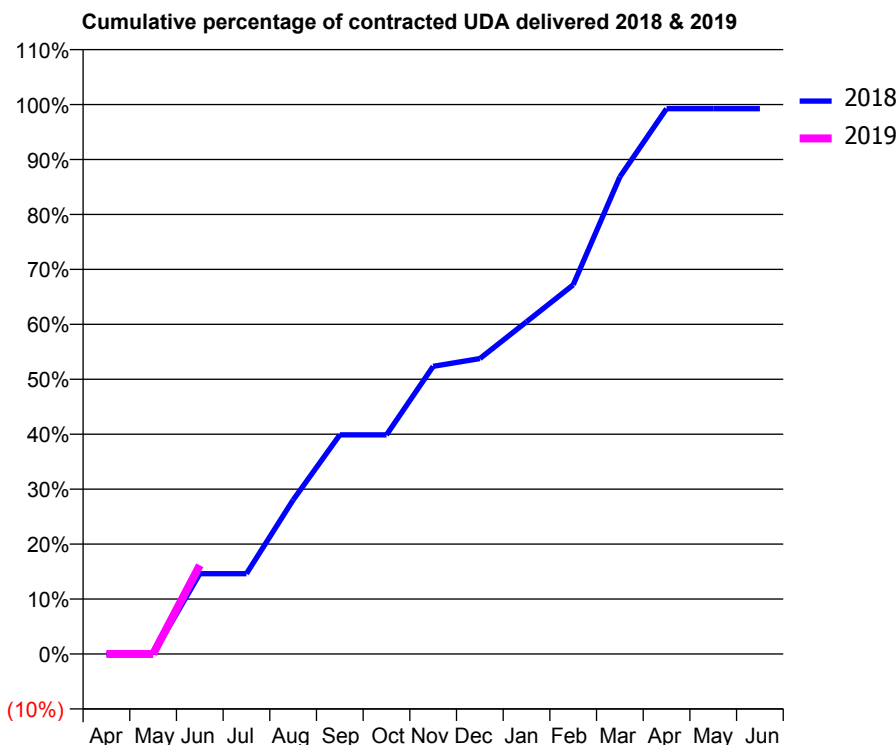
18/19 Contracted general activity (UDA)	16,200
Carry forward general activity (UDA)	0
18/19 Contracted orthodontic activity (UOA)	0
Carry forward orthodontic activity (UOA)	0
Baseline contract value	£389,826.05

ACCESS*

Patients seen in 24 months	Total	Change since previous quarter
Quarter ending June 2017	4,719	
Quarter ending September 2017	4,727	→
Quarter ending December 2017	4,623	↓
Quarter ending March 2018	4,833	↑
Quarter ending June 2018	4,730	↓
Variance since June 2017	0.2%	→



ACTIVITY



Adjusted Scheduled Activity (UDA)		
Month	2018	2019
April	0	0
May	0	0
June	2,367	2,617
July	2,367	
August	4,543	
September	6,462	
October	6,462	
November	8,480	
December	8,711	
January	9,793	
February	10,885	
March	14,069	
April	16,077	
May	16,077	
June	16,077	

QUALITY

	Quantity	Base Number	Contract	AT	Region	England
% of FP17s for the same patient ID Re-attending within 3 months - Children	14	317	4.4%	9.8%	11.5%	11.5%
% of FP17s for the same patient ID Re-attending within 3 months - Adults	166	972	17.1%	15.4%	16.6%	15.4%
% of FP17s for the same patient ID Re-attending between 3 & 9 months - Children	118	317	37.2%	49.2%	48.8%	58.9%
% of FP17s for the same patient ID Re-attending between 3 & 9 months - Adults	322	972	33.1%	39.1%	39.3%	51.6%
% of FP17s for Band 1 Urgent Courses	77	816	9.4%	10.0%	10.6%	8.9%
% of FP17s Relating to Free Repair or Replacements	0	816	0.0%	0.6%	0.5%	0.8%
% of FP17s Relating to Continuations	11	816	1.3%	0.9%	0.7%	0.9%
% of Patients satisfied with the dentistry they have received	1	1	N/A	91.6%	90.4%	93.2%
% of Patients satisfied with the time they had to wait for an appointment	1	1	N/A	88.0%	85.3%	88.8%

* This is based on patients treated on this contract for their most recent course of treatment. Figures in italics indicate the base number of FP17s or Patient Questionnaire responses are less than 100. N/A is shown where the base number of responses is less than 10 during the period. % is calculated as Quantity/Base number*100

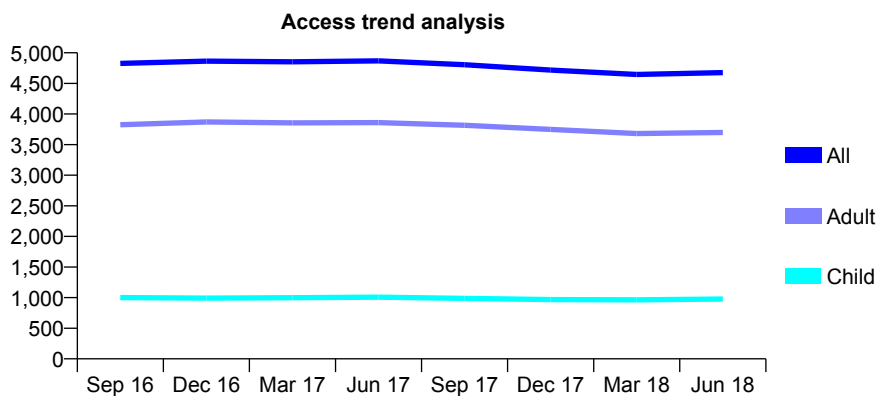
Q63 - Vital Signs At a Glance Contract Report for 113271/0001 - June 2018

Name or company name	Amritpal Marway & Divyash Patel
Contract type name	GDS Contract
Purpose of contract	General
Contract start date	01/09/2013
Contract end date	

18/19 Contracted general activity (UDA)	11,125
Carry forward general activity (UDA)	0
18/19 Contracted orthodontic activity (UOA)	0
Carry forward orthodontic activity (UOA)	0
Baseline contract value	£670,558.48

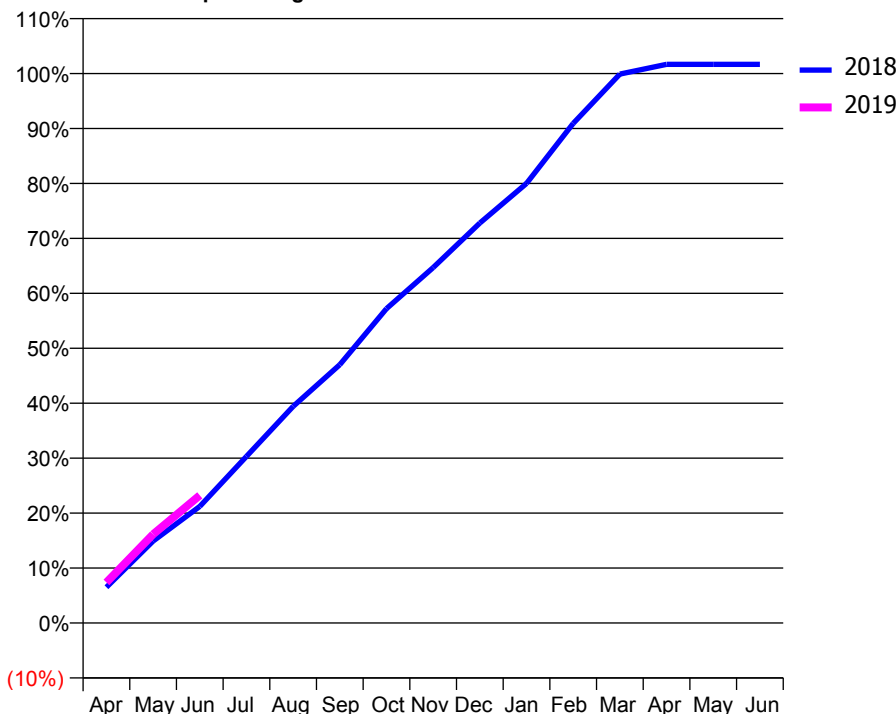
ACCESS*

Patients seen in 24 months	Total	Change since previous quarter
Quarter ending June 2017	4,868	
Quarter ending September 2017	4,804	↓
Quarter ending December 2017	4,717	↓
Quarter ending March 2018	4,645	↓
Quarter ending June 2018	4,676	→
Variance since June 2017	(3.9%)	↓



ACTIVITY

Cumulative percentage of contracted UDA delivered 2018 & 2019



Month	Adjusted Scheduled Activity (UDA)	
	2018	2019
April	724	822
May	1,660	1,797
June	2,361	2,586
July	3,374	
August	4,386	
September	5,230	
October	6,364	
November	7,197	
December	8,099	
January	8,899	
February	10,115	
March	11,114	
April	11,310	
May	11,310	
June	11,310	

QUALITY

	Quantity	Base Number	Contract	AT	Region	England
% of FP17s for the same patient ID Re-attending within 3 months - Children	18	251	7.2%	9.8%	11.5%	11.5%
% of FP17s for the same patient ID Re-attending within 3 months - Adults	59	733	8.0%	15.4%	16.6%	15.4%
% of FP17s for the same patient ID Re-attending between 3 & 9 months - Children	82	251	32.7%	49.2%	48.8%	58.9%
% of FP17s for the same patient ID Re-attending between 3 & 9 months - Adults	130	733	17.7%	39.1%	39.3%	51.6%
% of FP17s for Band 1 Urgent Courses	10	798	1.3%	10.0%	10.6%	8.9%
% of FP17s Relating to Free Repair or Replacements	12	798	1.5%	0.6%	0.5%	0.8%
% of FP17s Relating to Continuations	17	798	2.1%	0.9%	0.7%	0.9%
% of Patients satisfied with the dentistry they have received	5	5	N/A	91.6%	90.4%	93.2%
% of Patients satisfied with the time they had to wait for an appointment	5	5	N/A	88.0%	85.3%	88.8%

* This is based on patients treated on this contract for their most recent course of treatment. Figures in italics indicate the base number of FP17s or Patient Questionnaire responses are less than 100. N/A is shown where the base number of responses is less than 10 during the period. % is calculated as Quantity/Base number*100

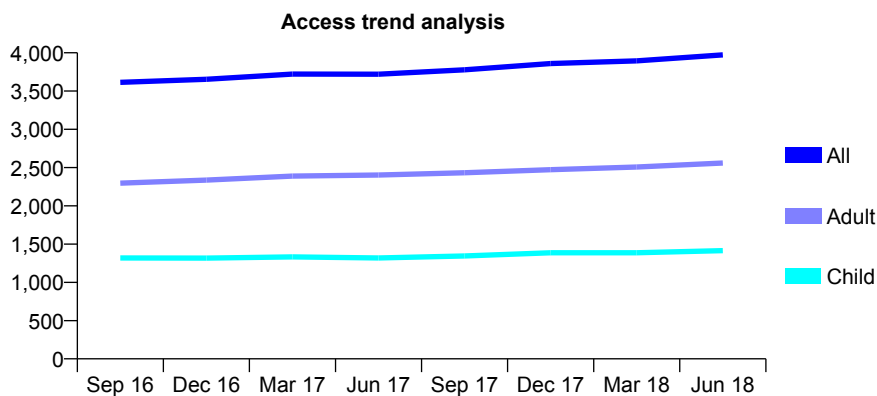
Q63 - Vital Signs At a Glance Contract Report for 113751/0001 - June 2018

Name or company name	JH Patel & Partners
Contract type name	GDS Contract
Purpose of contract	General
Contract start date	01/05/2006
Contract end date	

18/19 Contracted general activity (UDA)	10,421
Carry forward general activity (UDA)	0
18/19 Contracted orthodontic activity (UOA)	0
Carry forward orthodontic activity (UOA)	0
Baseline contract value	£261,703.10

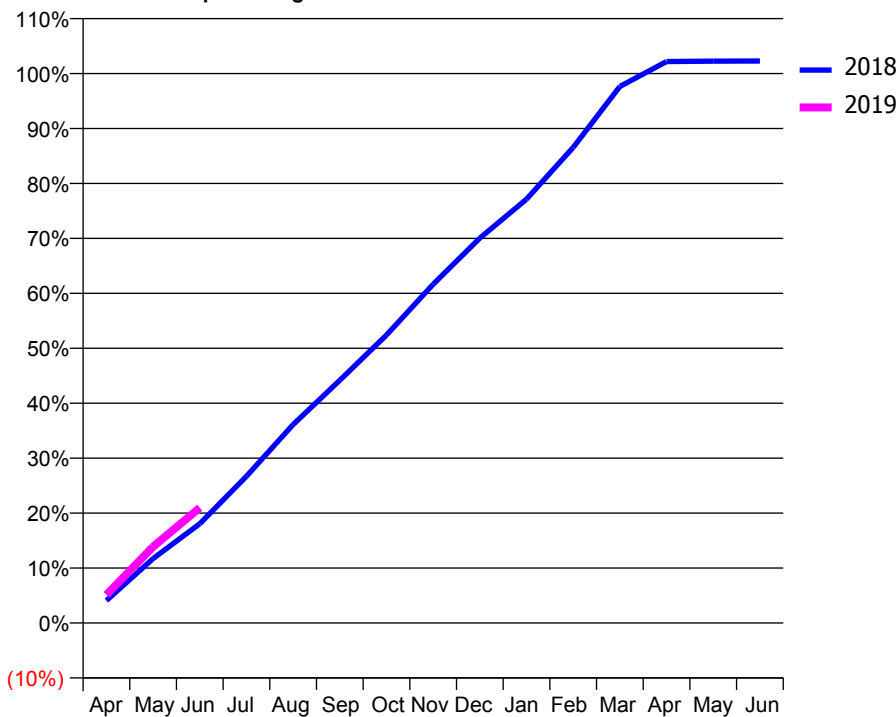
ACCESS*

Patients seen in 24 months	Total	Change since previous quarter
Quarter ending June 2017	3,721	
Quarter ending September 2017	3,777	→
Quarter ending December 2017	3,859	↑
Quarter ending March 2018	3,895	→
Quarter ending June 2018	3,973	↑
Variance since June 2017	6.8%	↑



ACTIVITY

Cumulative percentage of contracted UDA delivered 2018 & 2019



Adjusted Scheduled Activity (UDA)

Month	2018	2019
April	425	535
May	1,222	1,448
June	1,883	2,187
July	2,784	
August	3,764	
September	4,605	
October	5,462	
November	6,424	
December	7,300	
January	8,037	
February	9,020	
March	10,175	
April	10,648	
May	10,655	
June	10,659	

QUALITY

	Quantity	Base Number	Contract	AT	Region	England
% of FP17s for the same patient ID Re-attending within 3 months - Children	40	529	7.6%	9.8%	11.5%	11.5%
% of FP17s for the same patient ID Re-attending within 3 months - Adults	155	841	18.4%	15.4%	16.6%	15.4%
% of FP17s for the same patient ID Re-attending between 3 & 9 months - Children	279	529	52.7%	49.2%	48.8%	58.9%
% of FP17s for the same patient ID Re-attending between 3 & 9 months - Adults	368	841	43.8%	39.1%	39.3%	51.6%
% of FP17s for Band 1 Urgent Courses	86	981	8.8%	10.0%	10.6%	8.9%
% of FP17s Relating to Free Repair or Replacements	1	981	0.1%	0.6%	0.5%	0.8%
% of FP17s Relating to Continuations	9	981	0.9%	0.9%	0.7%	0.9%
% of Patients satisfied with the dentistry they have received	2	2	N/A	91.6%	90.4%	93.2%
% of Patients satisfied with the time they had to wait for an appointment	2	2	N/A	88.0%	85.3%	88.8%

* This is based on patients treated on this contract for their most recent course of treatment. Figures in italics indicate the base number of FP17s or Patient Questionnaire responses are less than 100. N/A is shown where the base number of responses is less than 10 during the period. % is calculated as Quantity/Base number*100

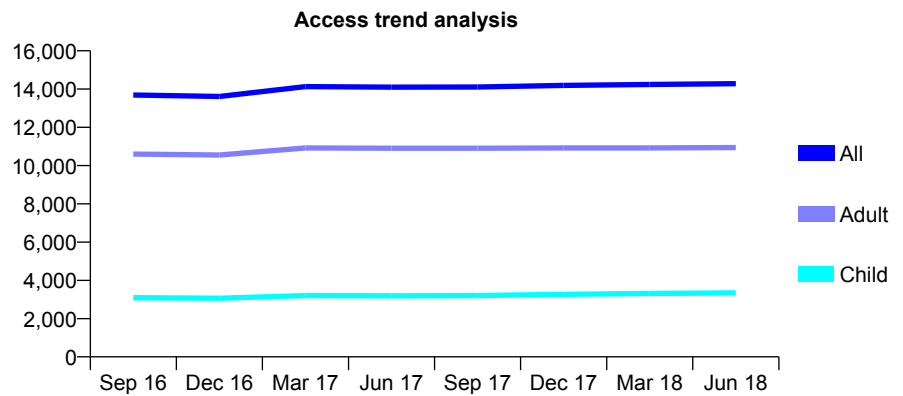
Q63 - Vital Signs At a Glance Contract Report for 114340/0001 - June 2018

Name or company name	Maxident Clinic Ltd.
Contract type name	GDS Contract
Purpose of contract	General
Contract start date	01/06/2012
Contract end date	

18/19 Contracted general activity (UDA)	41,609
Carry forward general activity (UDA)	0
18/19 Contracted orthodontic activity (UOA)	0
Carry forward orthodontic activity (UOA)	0
Baseline contract value	£1,062,910.65

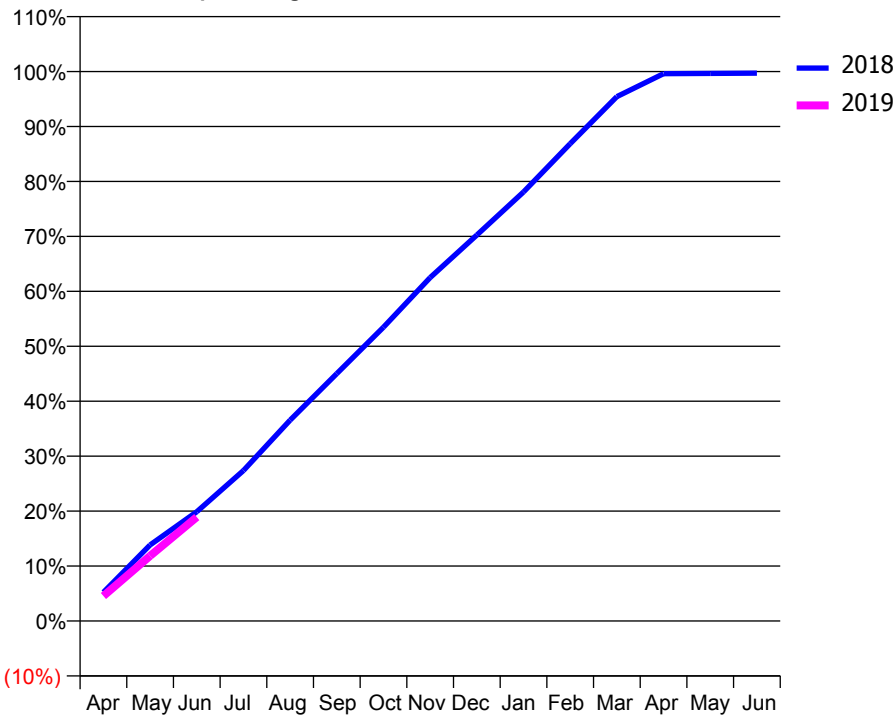
ACCESS*

Patients seen in 24 months	Total	Change since previous quarter
Quarter ending June 2017	14,100	
Quarter ending September 2017	14,109	→
Quarter ending December 2017	14,188	→
Quarter ending March 2018	14,238	→
Quarter ending June 2018	14,283	→
Variance since June 2017	1.3%	→



ACTIVITY

Cumulative percentage of contracted UDA delivered 2018 & 2019



Month	Adjusted Scheduled Activity (UDA)	
	2018	2019
April	2,173	1,898
May	5,763	4,935
June	8,273	7,874
July	11,394	
August	15,211	
September	18,730	
October	22,251	
November	26,001	
December	29,231	
January	32,483	
February	36,147	
March	39,704	
April	41,446	
May	41,462	
June	41,482	

QUALITY

	Quantity	Base Number	Contract	AT	Region	England
% of FP17s for the same patient ID Re-attending within 3 months - Children	47	1,017	4.6%	9.8%	11.5%	11.5%
% of FP17s for the same patient ID Re-attending within 3 months - Adults	240	2,737	8.8%	15.4%	16.6%	15.4%
% of FP17s for the same patient ID Re-attending between 3 & 9 months - Children	524	1,017	51.5%	49.2%	48.8%	58.9%
% of FP17s for the same patient ID Re-attending between 3 & 9 months - Adults	1,156	2,737	42.2%	39.1%	39.3%	51.6%
% of FP17s for Band 1 Urgent Courses	210	3,099	6.8%	10.0%	10.6%	8.9%
% of FP17s Relating to Free Repair or Replacements	7	3,099	0.2%	0.6%	0.5%	0.8%
% of FP17s Relating to Continuations	14	3,099	0.5%	0.9%	0.7%	0.9%
% of Patients satisfied with the dentistry they have received	5	6	N/A	91.6%	90.4%	93.2%
% of Patients satisfied with the time they had to wait for an appointment	4	6	N/A	88.0%	85.3%	88.8%

* This is based on patients treated on this contract for their most recent course of treatment. Figures in italics indicate the base number of FP17s or Patient Questionnaire responses are less than 100. N/A is shown where the base number of responses is less than 10 during the period. % is calculated as Quantity/Base number*100

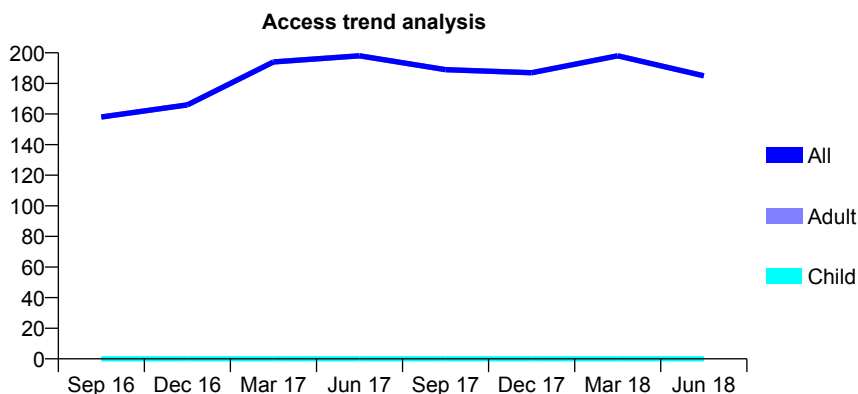
Q63 - Vital Signs At a Glance Contract Report for 114340/0002 - June 2018

Name or company name	Maxident Clinic Ltd.
Contract type name	PDS Contract
Purpose of contract	General
Contract start date	01/09/2012
Contract end date	31/03/2019

18/19 Contracted general activity (UDA)	750
Carry forward general activity (UDA)	0
18/19 Contracted orthodontic activity (UOA)	0
Carry forward orthodontic activity (UOA)	0
Baseline contract value	£39,322.00

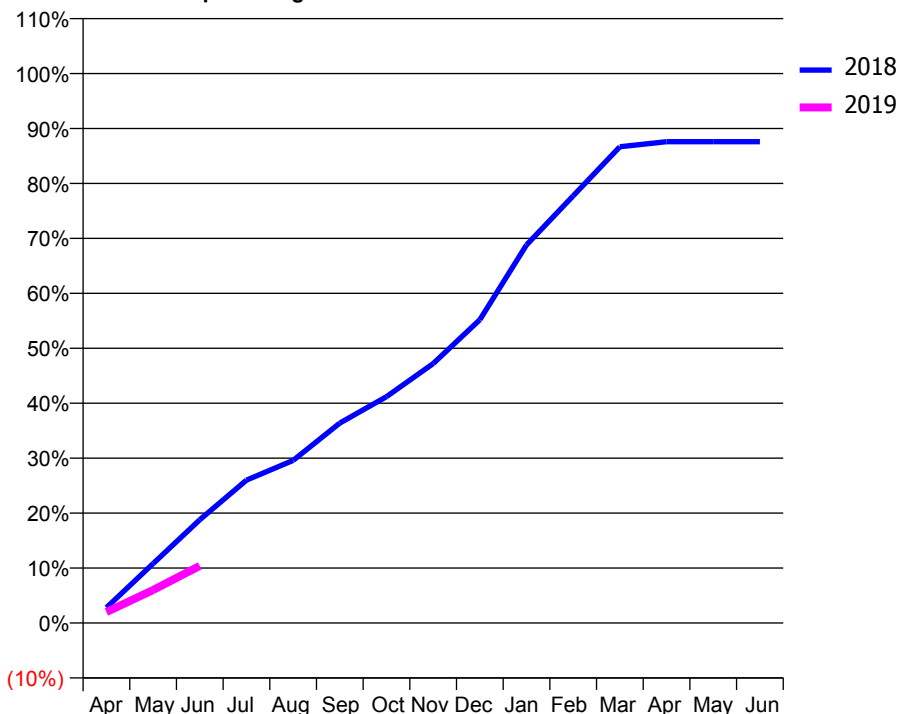
ACCESS*

Patients seen in 24 months	Total	Change since previous quarter
Quarter ending June 2017	198	
Quarter ending September 2017	189	↓
Quarter ending December 2017	187	↓
Quarter ending March 2018	198	↑
Quarter ending June 2018	185	↓
Variance since June 2017	(6.6%)	↓



ACTIVITY

Cumulative percentage of contracted UDA delivered 2018 & 2019



QUALITY

	Quantity	Base Number	Contract	AT	Region	England
% of FP17s for the same patient ID Re-attending within 3 months - Children	0	0	N/A	9.8%	11.5%	11.5%
% of FP17s for the same patient ID Re-attending within 3 months - Adults	1	20	5.0%	15.4%	16.6%	15.4%
% of FP17s for the same patient ID Re-attending between 3 & 9 months - Children	0	0	N/A	49.2%	48.8%	58.9%
% of FP17s for the same patient ID Re-attending between 3 & 9 months - Adults	1	20	5.0%	39.1%	39.3%	51.6%
% of FP17s for Band 1 Urgent Courses	0	17	0.0%	10.0%	10.6%	8.9%
% of FP17s Relating to Free Repair or Replacements	0	17	0.0%	0.6%	0.5%	0.8%
% of FP17s Relating to Continuations	1	17	5.9%	0.9%	0.7%	0.9%
% of Patients satisfied with the dentistry they have received	0	0	N/A	91.6%	90.4%	93.2%
% of Patients satisfied with the time they had to wait for an appointment	0	0	N/A	88.0%	85.3%	88.8%

* This is based on patients treated on this contract for their most recent course of treatment. Figures in italics indicate the base number of FP17s or Patient Questionnaire responses are less than 100. N/A is shown where the base number of responses is less than 10 during the period. % is calculated as Quantity/Base number*100

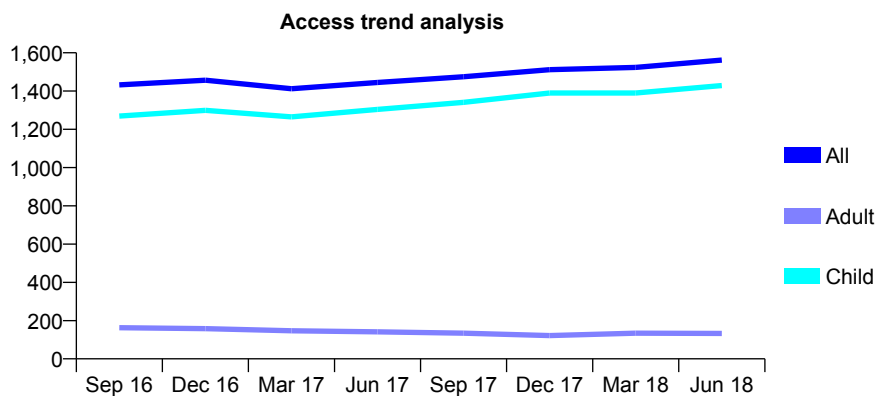
Q63 - Vital Signs At a Glance Contract Report for 114359/0001 - June 2018

Name or company name	Tradex Services Limited
Contract type name	GDS Contract
Purpose of contract	General
Contract start date	01/04/2009
Contract end date	

18/19 Contracted general activity (UDA)	2,400
Carry forward general activity (UDA)	0
18/19 Contracted orthodontic activity (UOA)	0
Carry forward orthodontic activity (UOA)	0
Baseline contract value	£51,401.80

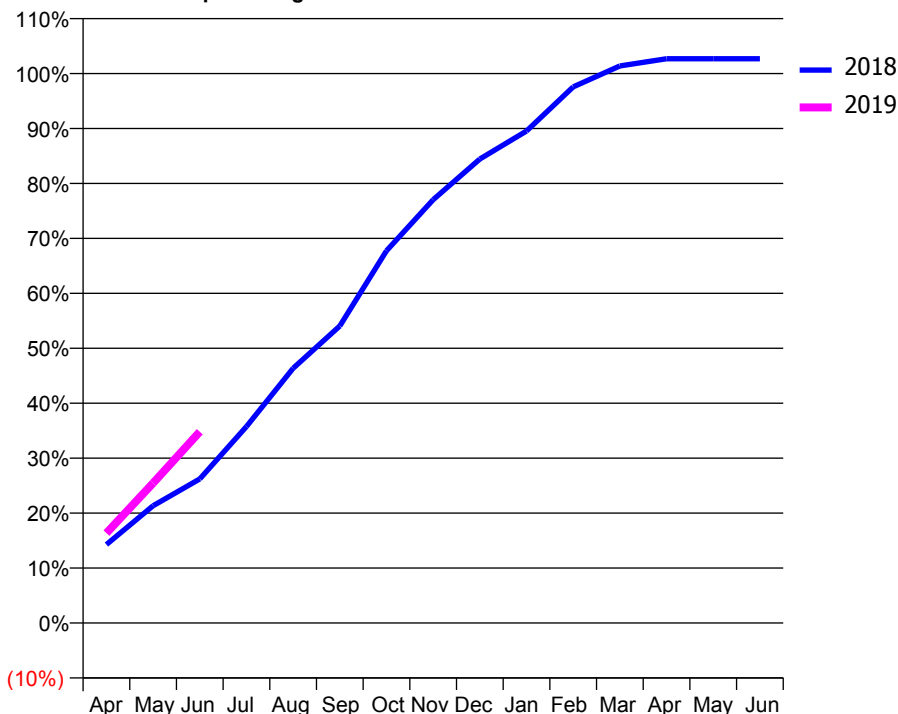
ACCESS*

Patients seen in 24 months	Total	Change since previous quarter
Quarter ending June 2017	1,445	
Quarter ending September 2017	1,475	↑
Quarter ending December 2017	1,512	↑
Quarter ending March 2018	1,524	→
Quarter ending June 2018	1,562	↑
Variance since June 2017	8.1%	↑



ACTIVITY

Cumulative percentage of contracted UDA delivered 2018 & 2019



Month	Adjusted Scheduled Activity (UDA)	
	2018	2019
April	343	393
May	512	611
June	629	835
July	858	
August	1,112	
September	1,298	
October	1,626	
November	1,849	
December	2,026	
January	2,149	
February	2,342	
March	2,433	
April	2,464	
May	2,464	
June	2,464	

QUALITY

	Quantity	Base Number	Contract	AT	Region	England
% of FP17s for the same patient ID Re-attending within 3 months - Children	36	577	6.2%	9.8%	11.5%	11.5%
% of FP17s for the same patient ID Re-attending within 3 months - Adults	0	17	0.0%	15.4%	16.6%	15.4%
% of FP17s for the same patient ID Re-attending between 3 & 9 months - Children	278	577	48.2%	49.2%	48.8%	58.9%
% of FP17s for the same patient ID Re-attending between 3 & 9 months - Adults	7	17	41.2%	39.1%	39.3%	51.6%
% of FP17s for Band 1 Urgent Courses	2	580	0.3%	10.0%	10.6%	8.9%
% of FP17s Relating to Free Repair or Replacements	0	580	0.0%	0.6%	0.5%	0.8%
% of FP17s Relating to Continuations	0	580	0.0%	0.9%	0.7%	0.9%
% of Patients satisfied with the dentistry they have received	0	0	N/A	91.6%	90.4%	93.2%
% of Patients satisfied with the time they had to wait for an appointment	0	0	N/A	88.0%	85.3%	88.8%

* This is based on patients treated on this contract for their most recent course of treatment. Figures in italics indicate the base number of FP17s or Patient Questionnaire responses are less than 100. N/A is shown where the base number of responses is less than 10 during the period. % is calculated as Quantity/Base number*100

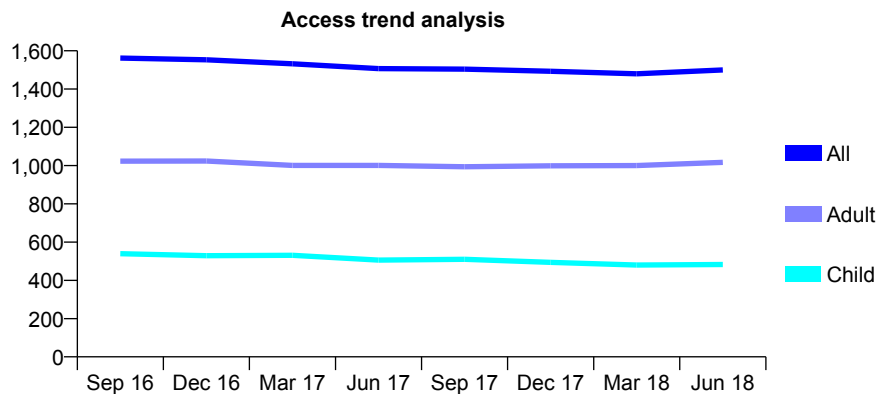
Q63 - Vital Signs At a Glance Contract Report for 114499/0001 - June 2018

Name or company name	Brakashini Thurai Sundaram
Contract type name	GDS Contract
Purpose of contract	General
Contract start date	03/08/2009
Contract end date	

18/19 Contracted general activity (UDA)	5,716
Carry forward general activity (UDA)	0
18/19 Contracted orthodontic activity (UOA)	0
Carry forward orthodontic activity (UOA)	0
Baseline contract value	£162,784.94

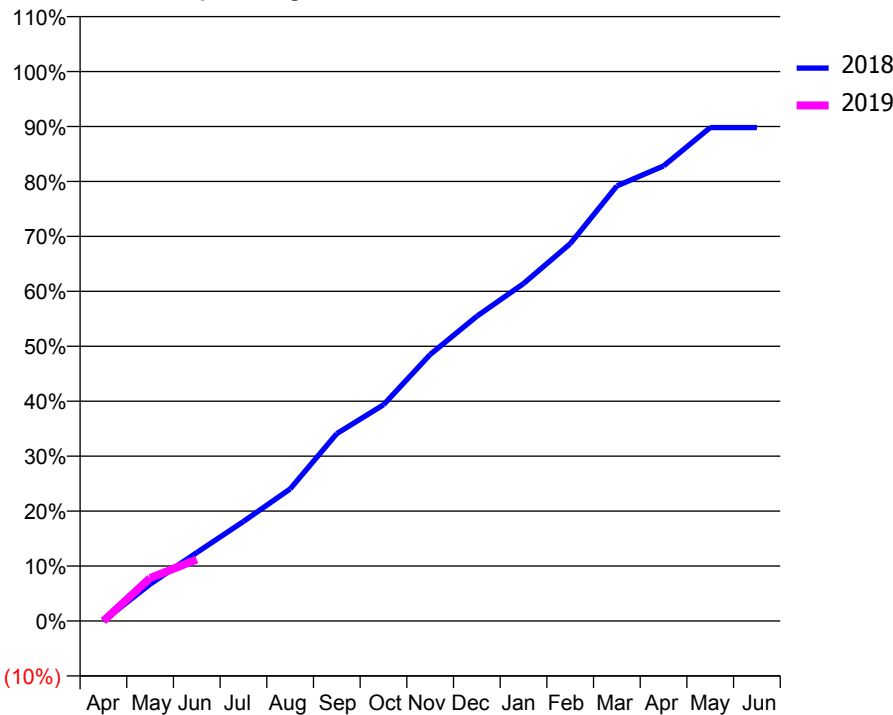
ACCESS*

Patients seen in 24 months	Total	Change since previous quarter
Quarter ending June 2017	1,507	
Quarter ending September 2017	1,504	→
Quarter ending December 2017	1,493	→
Quarter ending March 2018	1,480	→
Quarter ending June 2018	1,500	→
Variance since June 2017	(0.5%)	→



ACTIVITY

Cumulative percentage of contracted UDA delivered 2018 & 2019



Month	Adjusted Scheduled Activity (UDA)	
	2018	2019
April	0	0
May	384	447
June	712	640
July	1,035	
August	1,374	
September	1,950	
October	2,250	
November	2,772	
December	3,170	
January	3,510	
February	3,925	
March	4,526	
April	4,733	
May	5,133	
June	5,133	

QUALITY

	Quantity	Base Number	Contract	AT	Region	England
% of FP17s for the same patient ID Re-attending within 3 months - Children	13	165	7.9%	9.8%	11.5%	11.5%
% of FP17s for the same patient ID Re-attending within 3 months - Adults	64	356	18.0%	15.4%	16.6%	15.4%
% of FP17s for the same patient ID Re-attending between 3 & 9 months - Children	104	165	63.0%	49.2%	48.8%	58.9%
% of FP17s for the same patient ID Re-attending between 3 & 9 months - Adults	182	356	51.1%	39.1%	39.3%	51.6%
% of FP17s for Band 1 Urgent Courses	41	295	13.9%	10.0%	10.6%	8.9%
% of FP17s Relating to Free Repair or Replacements	1	295	0.3%	0.6%	0.5%	0.8%
% of FP17s Relating to Continuations	3	295	1.0%	0.9%	0.7%	0.9%
% of Patients satisfied with the dentistry they have received	0	0	N/A	91.6%	90.4%	93.2%
% of Patients satisfied with the time they had to wait for an appointment	0	0	N/A	88.0%	85.3%	88.8%

* This is based on patients treated on this contract for their most recent course of treatment. Figures in italics indicate the base number of FP17s or Patient Questionnaire responses are less than 100. N/A is shown where the base number of responses is less than 10 during the period. % is calculated as Quantity/Base number*100

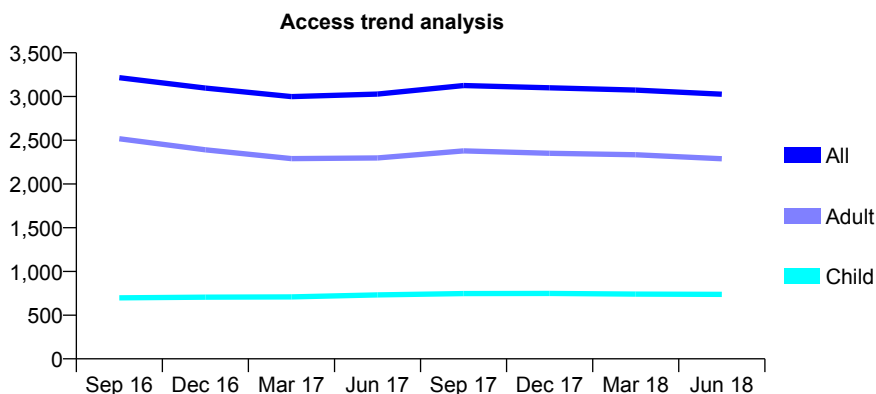
Q63 - Vital Signs At a Glance Contract Report for 115428/0001 - June 2018

Name or company name	S Cowley, R Ingham and J Angelo
Contract type name	GDS Contract
Purpose of contract	General
Contract start date	01/11/2013
Contract end date	

18/19 Contracted general activity (UDA)	10,504
Carry forward general activity (UDA)	0
18/19 Contracted orthodontic activity (UOA)	0
Carry forward orthodontic activity (UOA)	0
Baseline contract value	£354,046.98

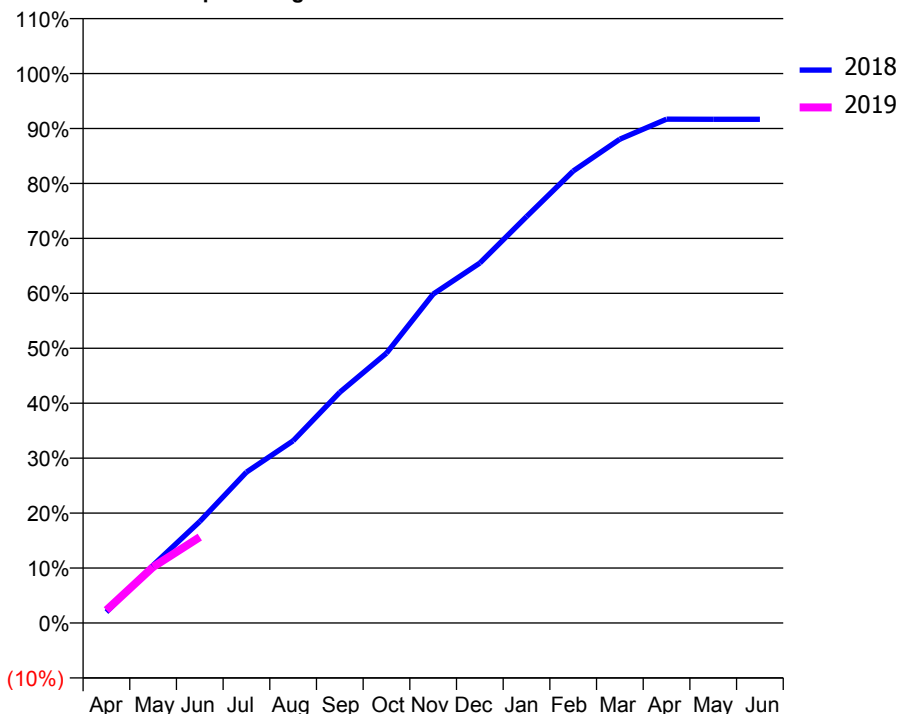
ACCESS*

Patients seen in 24 months	Total	Change since previous quarter
Quarter ending June 2017	3,028	
Quarter ending September 2017	3,126	↑
Quarter ending December 2017	3,099	→
Quarter ending March 2018	3,074	→
Quarter ending June 2018	3,026	↓
Variance since June 2017	(0.1%)	→



ACTIVITY

Cumulative percentage of contracted UDA delivered 2018 & 2019



Month	Adjusted Scheduled Activity (UDA)	
	2018	2019
April	210	246
May	1,104	1,071
June	1,941	1,642
July	2,884	
August	3,483	
September	4,411	
October	5,157	
November	6,287	
December	6,882	
January	7,769	
February	8,641	
March	9,248	
April	9,633	
May	9,630	
June	9,630	

QUALITY

	Quantity	Base Number	Contract	AT	Region	England
% of FP17s for the same patient ID Re-attending within 3 months - Children	11	183	6.0%	9.8%	11.5%	11.5%
% of FP17s for the same patient ID Re-attending within 3 months - Adults	69	499	13.8%	15.4%	16.6%	15.4%
% of FP17s for the same patient ID Re-attending between 3 & 9 months - Children	73	183	39.9%	49.2%	48.8%	58.9%
% of FP17s for the same patient ID Re-attending between 3 & 9 months - Adults	153	499	30.7%	39.1%	39.3%	51.6%
% of FP17s for Band 1 Urgent Courses	79	567	13.9%	10.0%	10.6%	8.9%
% of FP17s Relating to Free Repair or Replacements	0	567	0.0%	0.6%	0.5%	0.8%
% of FP17s Relating to Continuations	2	567	0.4%	0.9%	0.7%	0.9%
% of Patients satisfied with the dentistry they have received	1	1	N/A	91.6%	90.4%	93.2%
% of Patients satisfied with the time they had to wait for an appointment	1	1	N/A	88.0%	85.3%	88.8%

* This is based on patients treated on this contract for their most recent course of treatment. Figures in italics indicate the base number of FP17s or Patient Questionnaire responses are less than 100. N/A is shown where the base number of responses is less than 10 during the period. % is calculated as Quantity/Base number*100

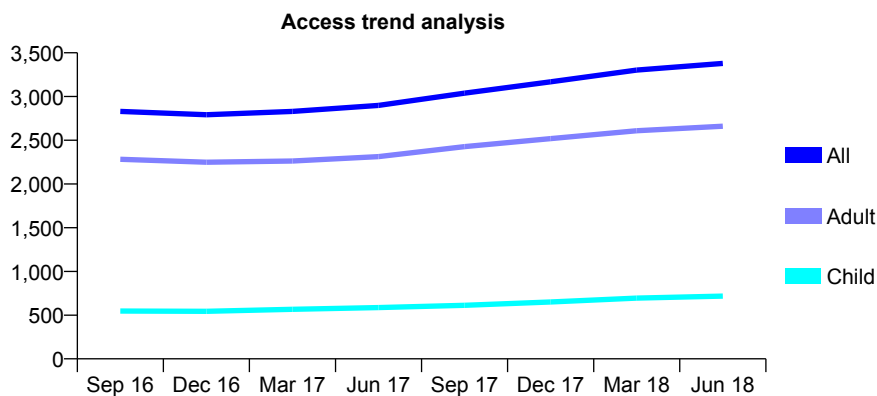
Q63 - Vital Signs At a Glance Contract Report for 115630/0001 - June 2018

Name or company name	Birwood Dental Care Ltd
Contract type name	GDS Contract
Purpose of contract	General
Contract start date	01/08/2011
Contract end date	

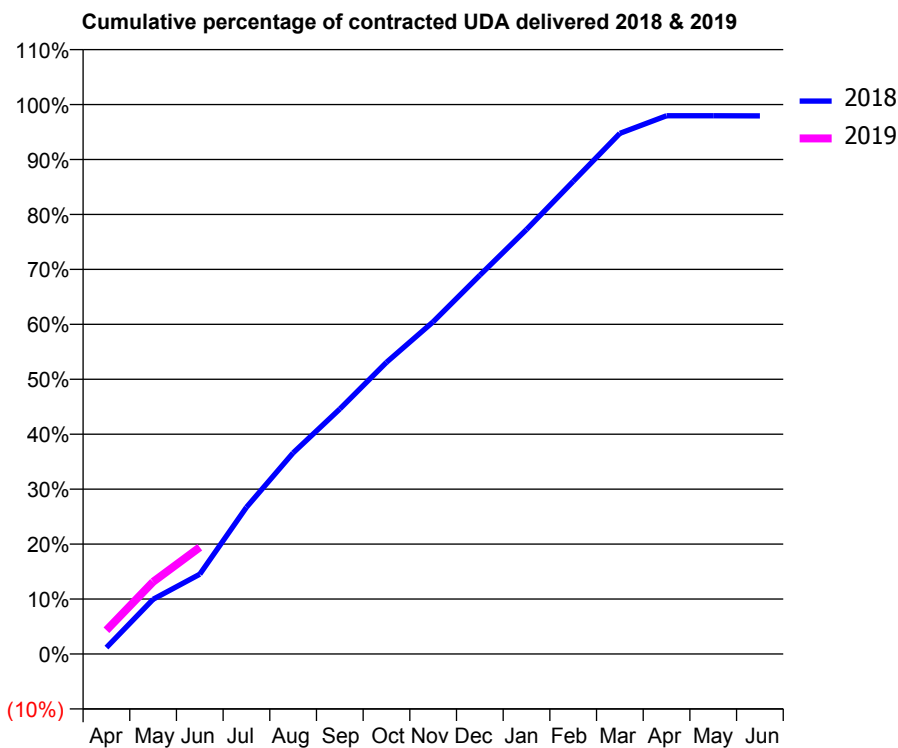
18/19 Contracted general activity (UDA)	9,347
Carry forward general activity (UDA)	0
18/19 Contracted orthodontic activity (UOA)	0
Carry forward orthodontic activity (UOA)	0
Baseline contract value	£212,253.83

ACCESS*

Patients seen in 24 months	Total	Change since previous quarter
Quarter ending June 2017	2,899	
Quarter ending September 2017	3,039	↑
Quarter ending December 2017	3,168	↑
Quarter ending March 2018	3,302	↑
Quarter ending June 2018	3,378	↑
Variance since June 2017	16.5%	↑



ACTIVITY



Month	Adjusted Scheduled Activity (UDA)	
	2018	2019
April	110	405
May	932	1,227
June	1,358	1,815
July	2,495	
August	3,422	
September	4,168	
October	4,962	
November	5,651	
December	6,442	
January	7,220	
February	8,039	
March	8,856	
April	9,155	
May	9,155	
June	9,154	

QUALITY

	Quantity	Base Number	Contract	AT	Region	England
% of FP17s for the same patient ID Re-attending within 3 months - Children	13	256	5.1%	9.8%	11.5%	11.5%
% of FP17s for the same patient ID Re-attending within 3 months - Adults	138	844	16.4%	15.4%	16.6%	15.4%
% of FP17s for the same patient ID Re-attending between 3 & 9 months - Children	154	256	60.2%	49.2%	48.8%	58.9%
% of FP17s for the same patient ID Re-attending between 3 & 9 months - Adults	338	844	40.0%	39.1%	39.3%	51.6%
% of FP17s for Band 1 Urgent Courses	80	932	8.6%	10.0%	10.6%	8.9%
% of FP17s Relating to Free Repair or Replacements	30	932	3.2%	0.6%	0.5%	0.8%
% of FP17s Relating to Continuations	36	932	3.9%	0.9%	0.7%	0.9%
% of Patients satisfied with the dentistry they have received	3	4	N/A	91.6%	90.4%	93.2%
% of Patients satisfied with the time they had to wait for an appointment	3	4	N/A	88.0%	85.3%	88.8%

* This is based on patients treated on this contract for their most recent course of treatment. Figures in italics indicate the base number of FP17s or Patient Questionnaire responses are less than 100. N/A is shown where the base number of responses is less than 10 during the period. % is calculated as Quantity/Base number*100

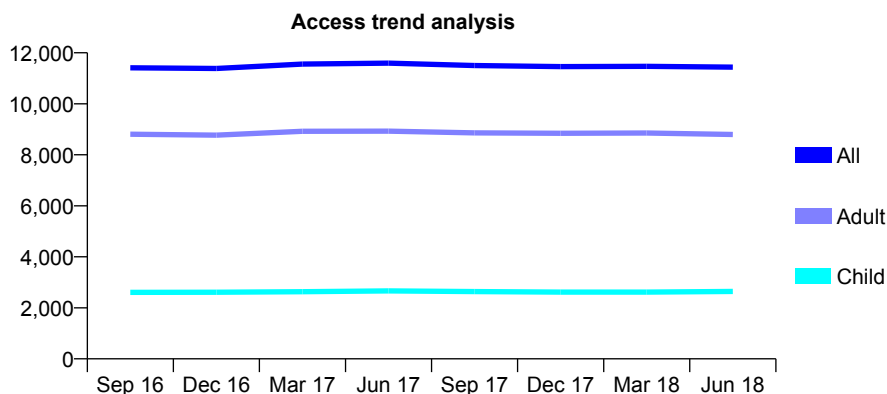
Q63 - Vital Signs At a Glance Contract Report for 115681/0001 - June 2018

Name or company name	Bateman, Knight & McConnell
Contract type name	GDS Contract
Purpose of contract	General
Contract start date	01/04/2008
Contract end date	

18/19 Contracted general activity (UDA)	34,610
Carry forward general activity (UDA)	0
18/19 Contracted orthodontic activity (UOA)	0
Carry forward orthodontic activity (UOA)	0
Baseline contract value	£897,848.76

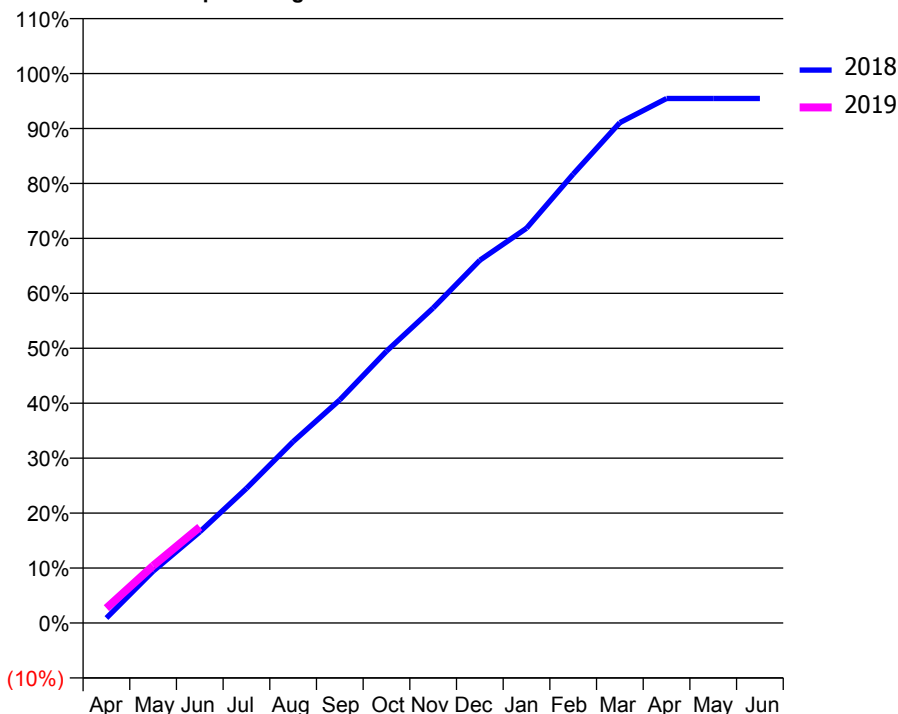
ACCESS*

Patients seen in 24 months	Total	Change since previous quarter
Quarter ending June 2017	11,593	
Quarter ending September 2017	11,500	→
Quarter ending December 2017	11,461	→
Quarter ending March 2018	11,469	→
Quarter ending June 2018	11,437	→
Variance since June 2017	(1.3%)	↓



ACTIVITY

Cumulative percentage of contracted UDA delivered 2018 & 2019



Month	Adjusted Scheduled Activity (UDA)	
	2018	2019
April	313	935
May	3,266	3,604
June	5,738	6,040
July	8,476	
August	11,424	
September	14,057	
October	17,122	
November	19,838	
December	22,850	
January	24,862	
February	28,272	
March	31,517	
April	33,041	
May	33,039	
June	33,039	

QUALITY

	Quantity	Base Number	Contract	AT	Region	England
% of FP17s for the same patient ID Re-attending within 3 months - Children	37	764	4.8%	9.8%	11.5%	11.5%
% of FP17s for the same patient ID Re-attending within 3 months - Adults	430	2,271	18.9%	15.4%	16.6%	15.4%
% of FP17s for the same patient ID Re-attending between 3 & 9 months - Children	287	764	37.6%	49.2%	48.8%	58.9%
% of FP17s for the same patient ID Re-attending between 3 & 9 months - Adults	713	2,271	31.4%	39.1%	39.3%	51.6%
% of FP17s for Band 1 Urgent Courses	289	2,496	11.6%	10.0%	10.6%	8.9%
% of FP17s Relating to Free Repair or Replacements	36	2,496	1.4%	0.6%	0.5%	0.8%
% of FP17s Relating to Continuations	65	2,496	2.6%	0.9%	0.7%	0.9%
% of Patients satisfied with the dentistry they have received	7	7	N/A	91.6%	90.4%	93.2%
% of Patients satisfied with the time they had to wait for an appointment	7	7	N/A	88.0%	85.3%	88.8%

* This is based on patients treated on this contract for their most recent course of treatment. Figures in italics indicate the base number of FP17s or Patient Questionnaire responses are less than 100. N/A is shown where the base number of responses is less than 10 during the period. % is calculated as Quantity/Base number*100

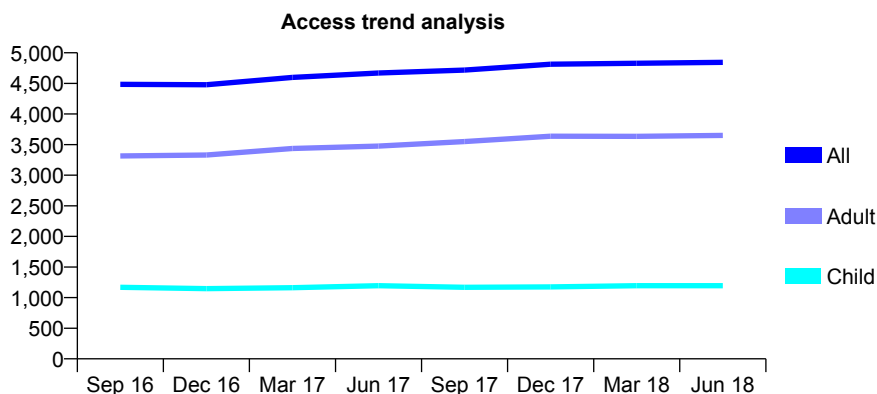
Q63 - Vital Signs At a Glance Contract Report for 116890/0001 - June 2018

Name or company name	Mr P S Photay and Miss S R Photay
Contract type name	PDS Contract
Purpose of contract	General
Contract start date	01/12/2007
Contract end date	31/03/2019

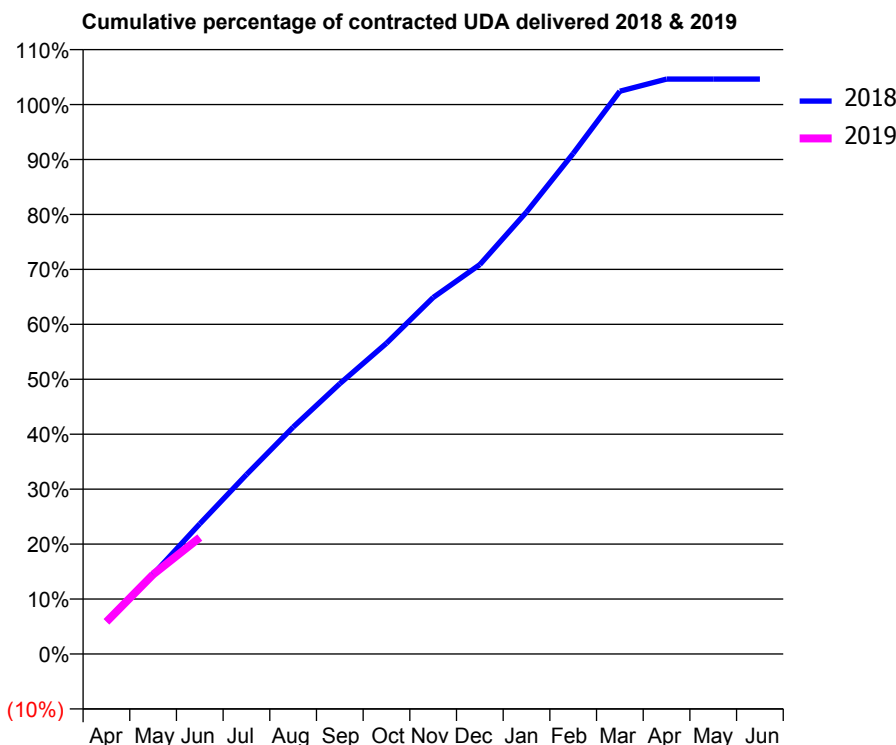
18/19 Contracted general activity (UDA)	17,510
Carry forward general activity (UDA)	0
18/19 Contracted orthodontic activity (UOA)	0
Carry forward orthodontic activity (UOA)	0
Baseline contract value	£515,184.59

ACCESS*

Patients seen in 24 months	Total	Change since previous quarter
Quarter ending June 2017	4,670	
Quarter ending September 2017	4,718	→
Quarter ending December 2017	4,813	↑
Quarter ending March 2018	4,828	→
Quarter ending June 2018	4,844	→
Variance since June 2017	3.7%	↑



ACTIVITY



Month	Adjusted Scheduled Activity (UDA)	
	2018	2019
April	1,051	1,027
May	2,538	2,533
June	4,151	3,712
July	5,719	
August	7,228	
September	8,617	
October	9,904	
November	11,361	
December	12,409	
January	14,082	
February	15,949	
March	17,933	
April	18,322	
May	18,322	
June	18,322	

QUALITY

	Quantity	Base Number	Contract	AT	Region	England
% of FP17s for the same patient ID Re-attending within 3 months - Children	27	311	8.7%	9.8%	11.5%	11.5%
% of FP17s for the same patient ID Re-attending within 3 months - Adults	92	789	11.7%	15.4%	16.6%	15.4%
% of FP17s for the same patient ID Re-attending between 3 & 9 months - Children	112	311	36.0%	49.2%	48.8%	58.9%
% of FP17s for the same patient ID Re-attending between 3 & 9 months - Adults	221	789	28.0%	39.1%	39.3%	51.6%
% of FP17s for Band 1 Urgent Courses	67	951	7.0%	10.0%	10.6%	8.9%
% of FP17s Relating to Free Repair or Replacements	0	951	0.0%	0.6%	0.5%	0.8%
% of FP17s Relating to Continuations	11	951	1.2%	0.9%	0.7%	0.9%
% of Patients satisfied with the dentistry they have received	1	1	N/A	91.6%	90.4%	93.2%
% of Patients satisfied with the time they had to wait for an appointment	1	1	N/A	88.0%	85.3%	88.8%

* This is based on patients treated on this contract for their most recent course of treatment. Figures in italics indicate the base number of FP17s or Patient Questionnaire responses are less than 100. N/A is shown where the base number of responses is less than 10 during the period. % is calculated as Quantity/Base number*100

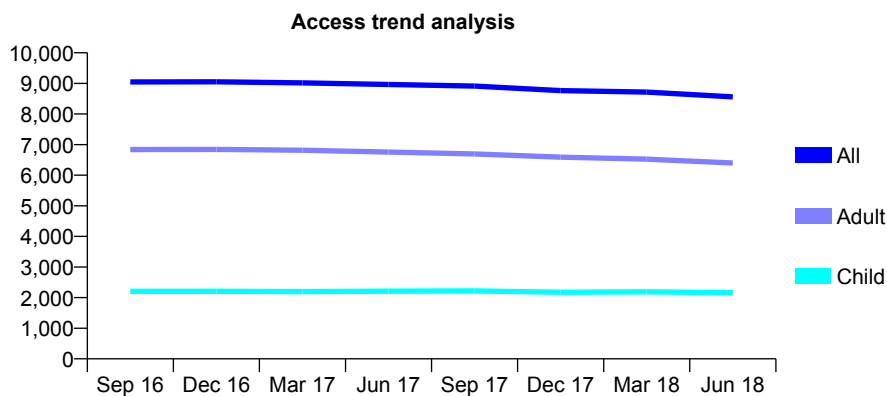
Q63 - Vital Signs At a Glance Contract Report for 117048/0001 - June 2018

Name or company name	Dental Care Centre Ltd
Contract type name	GDS Contract
Purpose of contract	General
Contract start date	01/09/2009
Contract end date	

18/19 Contracted general activity (UDA)	33,034
Carry forward general activity (UDA)	0
18/19 Contracted orthodontic activity (UOA)	0
Carry forward orthodontic activity (UOA)	0
Baseline contract value	£919,993.49

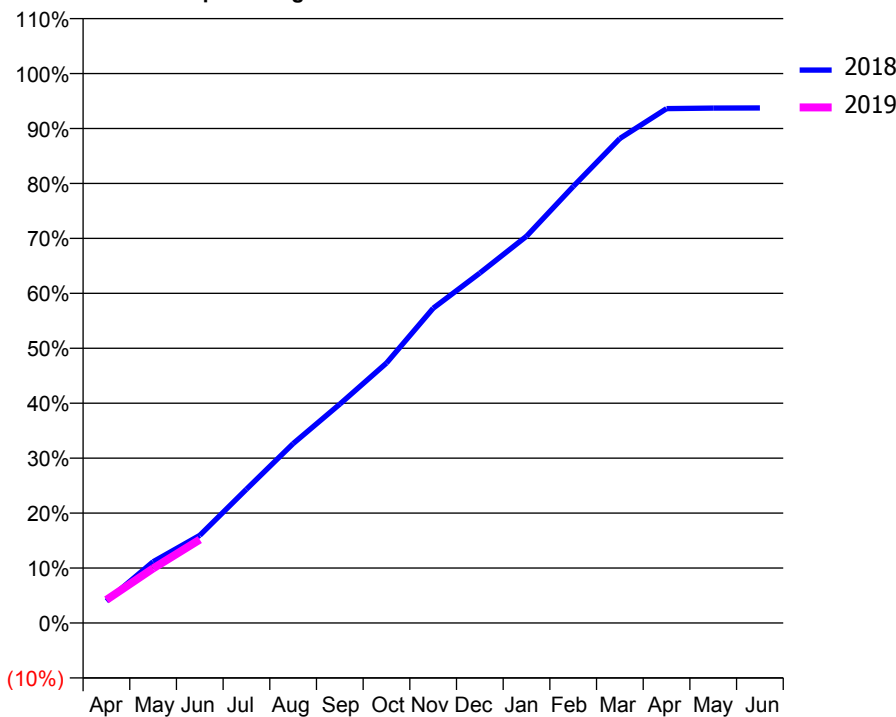
ACCESS*

Patients seen in 24 months	Total	Change since previous quarter
Quarter ending June 2017	8,966	
Quarter ending September 2017	8,913	→
Quarter ending December 2017	8,764	↓
Quarter ending March 2018	8,715	→
Quarter ending June 2018	8,561	↓
Variance since June 2017	(4.5%)	↓



ACTIVITY

Cumulative percentage of contracted UDA delivered 2018 & 2019



Adjusted Scheduled Activity (UDA)

Month	2018	2019
April	1,318	1,394
May	3,684	3,281
June	5,267	5,017
July	8,042	
August	10,785	
September	13,159	
October	15,628	
November	18,921	
December	21,040	
January	23,255	
February	26,239	
March	29,130	
April	30,924	
May	30,956	
June	30,960	

QUALITY

	Quantity	Base Number	Contract	AT	Region	England
% of FP17s for the same patient ID Re-attending within 3 months - Children	54	651	8.3%	9.8%	11.5%	11.5%
% of FP17s for the same patient ID Re-attending within 3 months - Adults	262	1,710	15.3%	15.4%	16.6%	15.4%
% of FP17s for the same patient ID Re-attending between 3 & 9 months - Children	381	651	58.5%	49.2%	48.8%	58.9%
% of FP17s for the same patient ID Re-attending between 3 & 9 months - Adults	799	1,710	46.7%	39.1%	39.3%	51.6%
% of FP17s for Band 1 Urgent Courses	186	1,818	10.2%	10.0%	10.6%	8.9%
% of FP17s Relating to Free Repair or Replacements	34	1,818	1.9%	0.6%	0.5%	0.8%
% of FP17s Relating to Continuations	11	1,818	0.6%	0.9%	0.7%	0.9%
% of Patients satisfied with the dentistry they have received	3	4	N/A	91.6%	90.4%	93.2%
% of Patients satisfied with the time they had to wait for an appointment	3	4	N/A	88.0%	85.3%	88.8%

* This is based on patients treated on this contract for their most recent course of treatment. Figures in italics indicate the base number of FP17s or Patient Questionnaire responses are less than 100. N/A is shown where the base number of responses is less than 10 during the period. % is calculated as Quantity/Base number*100

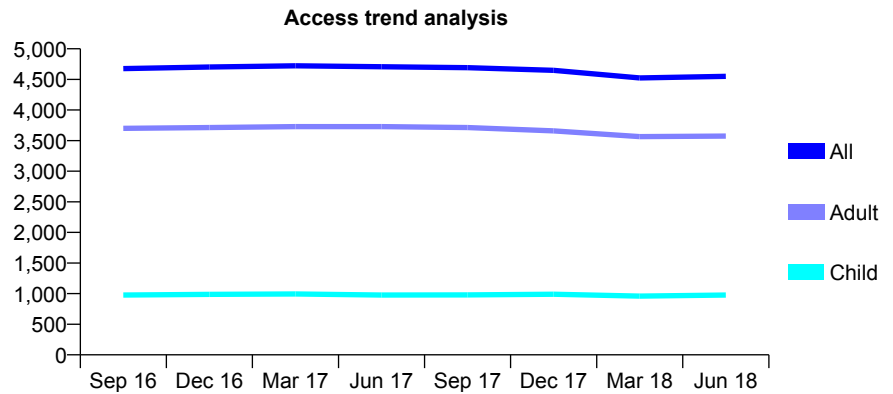
Q63 - Vital Signs At a Glance Contract Report for 117471/0001 - June 2018

Name or company name	Summerstown Dental Centre Limited
Contract type name	Pilot Contract
Purpose of contract	General and Orthodontic
Contract start date	01/06/2010
Contract end date	

18/19 Contracted general activity (UDA)	11,000
Carry forward general activity (UDA)	0
18/19 Contracted orthodontic activity (UOA)	240
Carry forward orthodontic activity (UOA)	0
Baseline contract value	£339,572.22

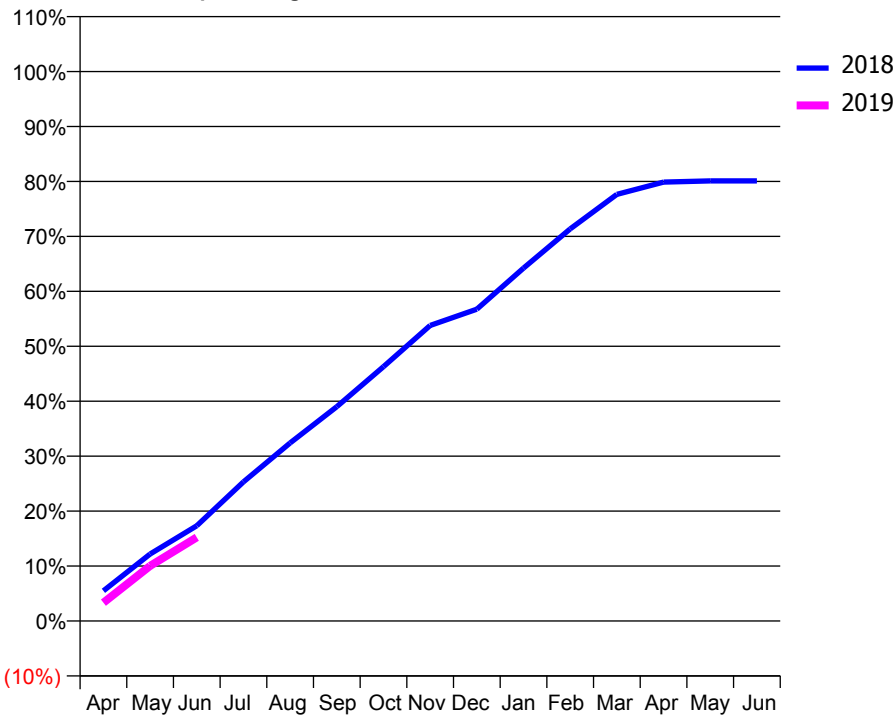
ACCESS*

Patients seen in 24 months	Total	Change since previous quarter
Quarter ending June 2017	4,707	
Quarter ending September 2017	4,692	→
Quarter ending December 2017	4,648	→
Quarter ending March 2018	4,525	↓
Quarter ending June 2018	4,551	→
Variance since June 2017	(3.3%)	↓



ACTIVITY

Cumulative percentage of contracted UDA delivered 2018 & 2019



Month	Adjusted Scheduled Activity (UDA)	
	2018	2019
April	605	366
May	1,342	1,104
June	1,907	1,674
July	2,784	
August	3,566	
September	4,291	
October	5,092	
November	5,917	
December	6,242	
January	7,066	
February	7,849	
March	8,539	
April	8,787	
May	8,810	
June	8,810	

QUALITY

	Quantity	Base Number	Contract	AT	Region	England
% of FP17s for the same patient ID Re-attending within 3 months - Children	20	301	6.6%	9.8%	11.5%	11.5%
% of FP17s for the same patient ID Re-attending within 3 months - Adults	97	818	11.9%	15.4%	16.6%	15.4%
% of FP17s for the same patient ID Re-attending between 3 & 9 months - Children	130	301	43.2%	49.2%	48.8%	58.9%
% of FP17s for the same patient ID Re-attending between 3 & 9 months - Adults	200	818	24.4%	39.1%	39.3%	51.6%
% of FP17s for Band 1 Urgent Courses	69	780	8.8%	10.0%	10.6%	8.9%
% of FP17s Relating to Free Repair or Replacements	0	780	0.0%	0.6%	0.5%	0.8%
% of FP17s Relating to Continuations	4	780	0.5%	0.9%	0.7%	0.9%
% of Patients satisfied with the dentistry they have received	3	3	N/A	91.6%	90.4%	93.2%
% of Patients satisfied with the time they had to wait for an appointment	3	3	N/A	88.0%	85.3%	88.8%

* This is based on patients treated on this contract for their most recent course of treatment. Figures in italics indicate the base number of FP17s or Patient Questionnaire responses are less than 100. N/A is shown where the base number of responses is less than 10 during the period. % is calculated as Quantity/Base number*100

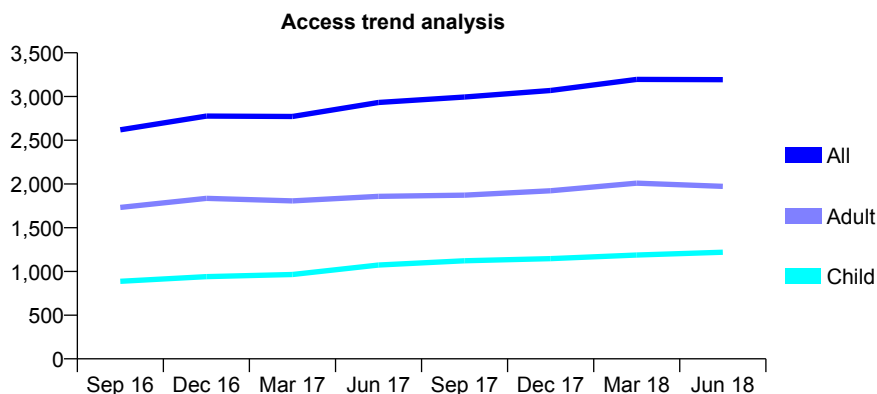
Q63 - Vital Signs At a Glance Contract Report for 117862/0001 - June 2018

Name or company name	Love Teeth Dental Practice
Contract type name	GDS Contract
Purpose of contract	General
Contract start date	01/09/2014
Contract end date	

18/19 Contracted general activity (UDA)	5,979
Carry forward general activity (UDA)	0
18/19 Contracted orthodontic activity (UOA)	0
Carry forward orthodontic activity (UOA)	0
Baseline contract value	£175,887.39

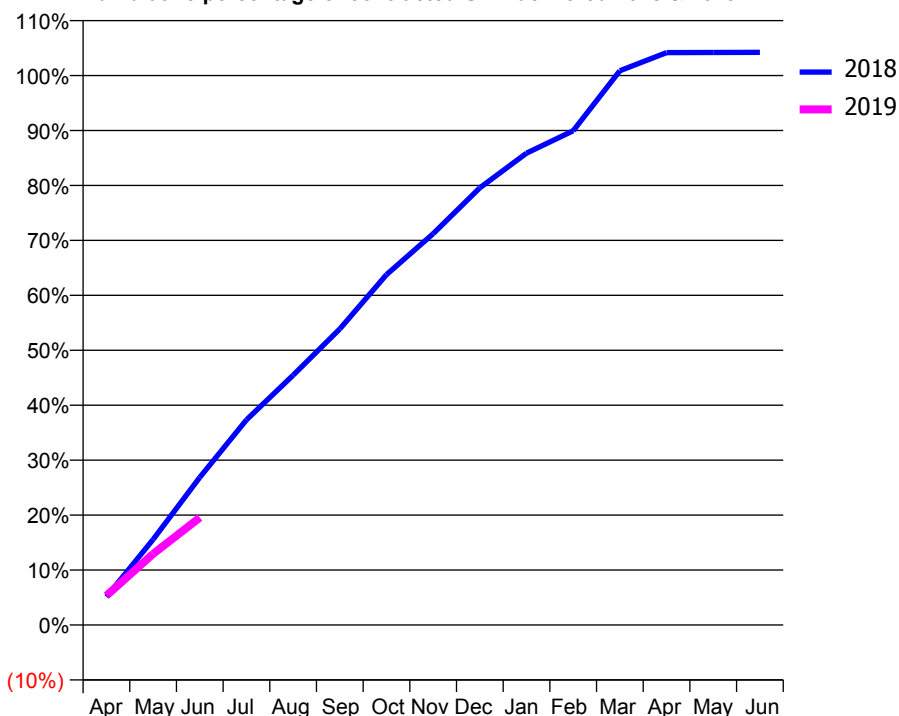
ACCESS*

Patients seen in 24 months	Total	Change since previous quarter
Quarter ending June 2017	2,932	
Quarter ending September 2017	2,994	↑
Quarter ending December 2017	3,069	↑
Quarter ending March 2018	3,196	↑
Quarter ending June 2018	3,192	→
Variance since June 2017	8.9%	↑



ACTIVITY

Cumulative percentage of contracted UDA delivered 2018 & 2019



Adjusted Scheduled Activity (UDA)		
Month	2018	2019
April	307	320
May	931	774
June	1,607	1,169
July	2,233	
August	2,718	
September	3,221	
October	3,812	
November	4,258	
December	4,757	
January	5,135	
February	5,377	
March	6,031	
April	6,228	
May	6,230	
June	6,231	

QUALITY

	Quantity	Base Number	Contract	AT	Region	England
% of FP17s for the same patient ID Re-attending within 3 months - Children	19	299	6.4%	9.8%	11.5%	11.5%
% of FP17s for the same patient ID Re-attending within 3 months - Adults	54	356	15.2%	15.4%	16.6%	15.4%
% of FP17s for the same patient ID Re-attending between 3 & 9 months - Children	64	299	21.4%	49.2%	48.8%	58.9%
% of FP17s for the same patient ID Re-attending between 3 & 9 months - Adults	65	356	18.3%	39.1%	39.3%	51.6%
% of FP17s for Band 1 Urgent Courses	69	541	12.8%	10.0%	10.6%	8.9%
% of FP17s Relating to Free Repair or Replacements	0	541	0.0%	0.6%	0.5%	0.8%
% of FP17s Relating to Continuations	7	541	1.3%	0.9%	0.7%	0.9%
% of Patients satisfied with the dentistry they have received	1	1	N/A	91.6%	90.4%	93.2%
% of Patients satisfied with the time they had to wait for an appointment	1	1	N/A	88.0%	85.3%	88.8%

* This is based on patients treated on this contract for their most recent course of treatment. Figures in italics indicate the base number of FP17s or Patient Questionnaire responses are less than 100. N/A is shown where the base number of responses is less than 10 during the period. % is calculated as Quantity/Base number*100

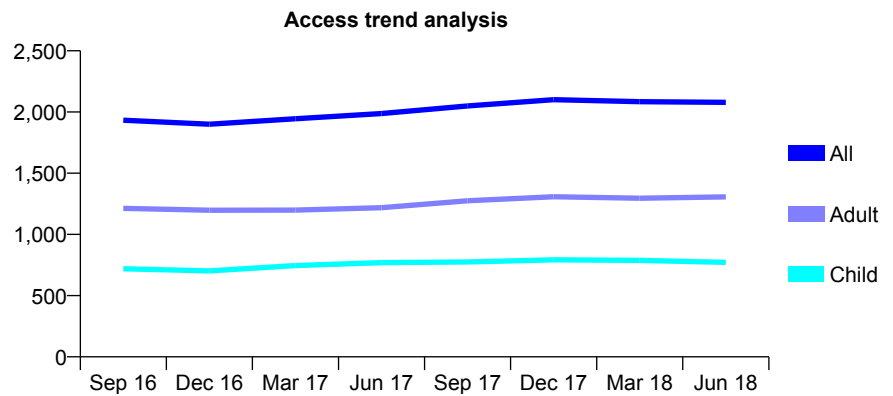
Q63 - Vital Signs At a Glance Contract Report for 118125/0001 - June 2018

Name or company name	S Cowley, R Ingham and J Angelo
Contract type name	GDS Contract
Purpose of contract	General
Contract start date	01/10/2013
Contract end date	

18/19 Contracted general activity (UDA)	6,372
Carry forward general activity (UDA)	0
18/19 Contracted orthodontic activity (UOA)	0
Carry forward orthodontic activity (UOA)	0
Baseline contract value	£239,834.95

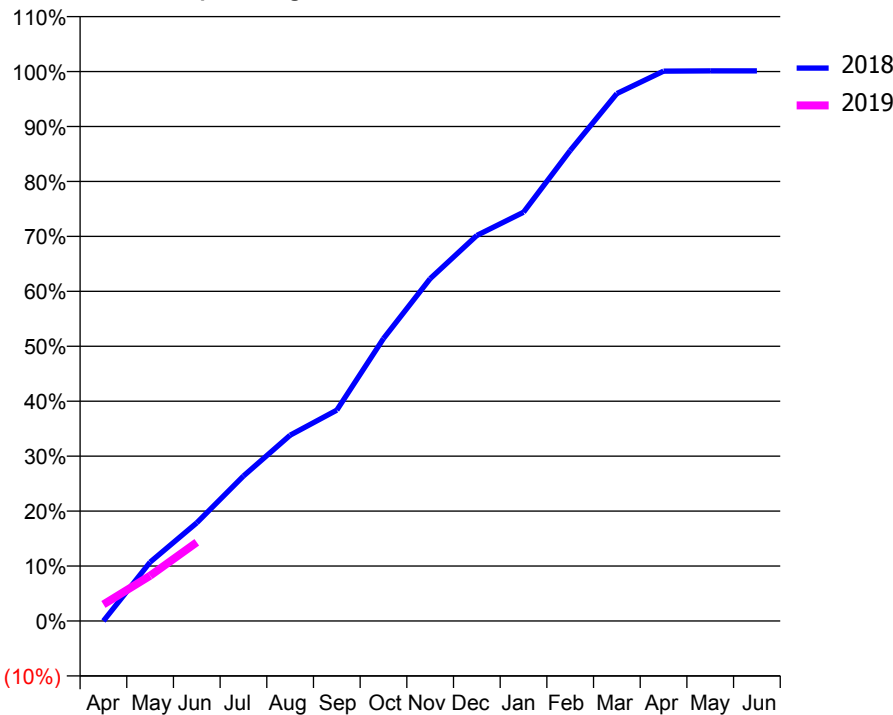
ACCESS*

Patients seen in 24 months	Total	Change since previous quarter
Quarter ending June 2017	1,988	
Quarter ending September 2017	2,050	↑
Quarter ending December 2017	2,101	↑
Quarter ending March 2018	2,084	→
Quarter ending June 2018	2,079	→
Variance since June 2017	4.6%	↑



ACTIVITY

Cumulative percentage of contracted UDA delivered 2018 & 2019



Month	Adjusted Scheduled Activity (UDA)	
	2018	2019
April	0	193
May	683	525
June	1,140	913
July	1,681	
August	2,155	
September	2,445	
October	3,276	
November	3,970	
December	4,471	
January	4,741	
February	5,456	
March	6,117	
April	6,377	
May	6,380	
June	6,380	

QUALITY

	Quantity	Base Number	Contract	AT	Region	England
% of FP17s for the same patient ID Re-attending within 3 months - Children	9	197	4.6%	9.8%	11.5%	11.5%
% of FP17s for the same patient ID Re-attending within 3 months - Adults	30	281	10.7%	15.4%	16.6%	15.4%
% of FP17s for the same patient ID Re-attending between 3 & 9 months - Children	104	197	52.8%	49.2%	48.8%	58.9%
% of FP17s for the same patient ID Re-attending between 3 & 9 months - Adults	93	281	33.1%	39.1%	39.3%	51.6%
% of FP17s for Band 1 Urgent Courses	38	399	9.5%	10.0%	10.6%	8.9%
% of FP17s Relating to Free Repair or Replacements	0	399	0.0%	0.6%	0.5%	0.8%
% of FP17s Relating to Continuations	3	399	0.8%	0.9%	0.7%	0.9%
% of Patients satisfied with the dentistry they have received	0	0	N/A	91.6%	90.4%	93.2%
% of Patients satisfied with the time they had to wait for an appointment	0	0	N/A	88.0%	85.3%	88.8%

* This is based on patients treated on this contract for their most recent course of treatment. Figures in italics indicate the base number of FP17s or Patient Questionnaire responses are less than 100. N/A is shown where the base number of responses is less than 10 during the period. % is calculated as Quantity/Base number*100

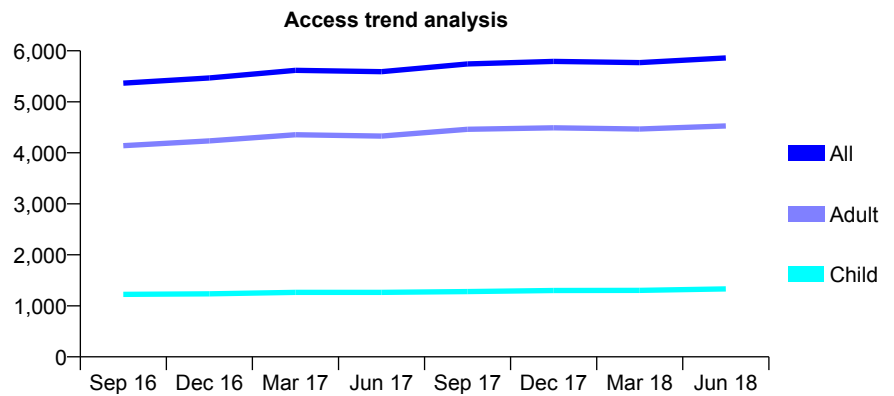
Q63 - Vital Signs At a Glance Contract Report for 118257/0001 - June 2018

Name or company name	Perfect Smile Surgery Ltd.
Contract type name	GDS Contract
Purpose of contract	General
Contract start date	01/07/2007
Contract end date	

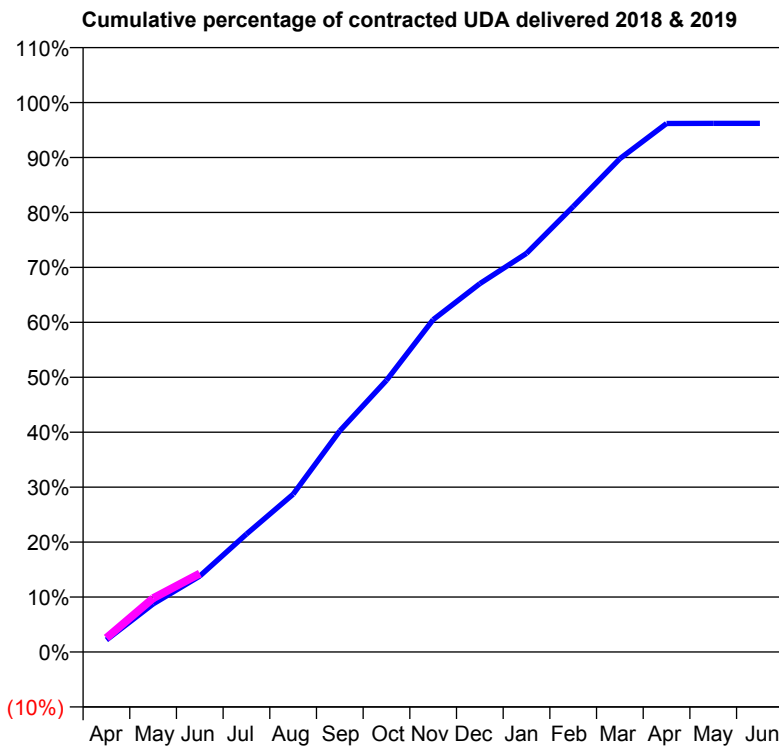
18/19 Contracted general activity (UDA)	16,200
Carry forward general activity (UDA)	0
18/19 Contracted orthodontic activity (UOA)	0
Carry forward orthodontic activity (UOA)	0
Baseline contract value	£443,099.81

ACCESS*

Patients seen in 24 months	Total	Change since previous quarter
Quarter ending June 2017	5,592	
Quarter ending September 2017	5,742	↑
Quarter ending December 2017	5,791	→
Quarter ending March 2018	5,768	→
Quarter ending June 2018	5,860	→
Variance since June 2017	4.8%	↑



ACTIVITY



Month	Adjusted Scheduled Activity (UDA)	
	2018	2019
April	356	417
May	1,418	1,586
June	2,238	2,314
July	3,478	
August	4,654	
September	6,520	
October	8,010	
November	9,798	
December	10,860	
January	11,751	
February	13,133	
March	14,545	
April	15,583	
May	15,584	
June	15,584	

QUALITY

	Quantity	Base Number	Contract	AT	Region	England
% of FP17s for the same patient ID Re-attending within 3 months - Children	30	333	9.0%	9.8%	11.5%	11.5%
% of FP17s for the same patient ID Re-attending within 3 months - Adults	170	984	17.3%	15.4%	16.6%	15.4%
% of FP17s for the same patient ID Re-attending between 3 & 9 months - Children	163	333	48.9%	49.2%	48.8%	58.9%
% of FP17s for the same patient ID Re-attending between 3 & 9 months - Adults	268	984	27.2%	39.1%	39.3%	51.6%
% of FP17s for Band 1 Urgent Courses	269	996	27.0%	10.0%	10.6%	8.9%
% of FP17s Relating to Free Repair or Replacements	8	996	0.8%	0.6%	0.5%	0.8%
% of FP17s Relating to Continuations	2	996	0.2%	0.9%	0.7%	0.9%
% of Patients satisfied with the dentistry they have received	3	3	N/A	91.6%	90.4%	93.2%
% of Patients satisfied with the time they had to wait for an appointment	3	3	N/A	88.0%	85.3%	88.8%

* This is based on patients treated on this contract for their most recent course of treatment. Figures in italics indicate the base number of FP17s or Patient Questionnaire responses are less than 100. N/A is shown where the base number of responses is less than 10 during the period. % is calculated as Quantity/Base number*100

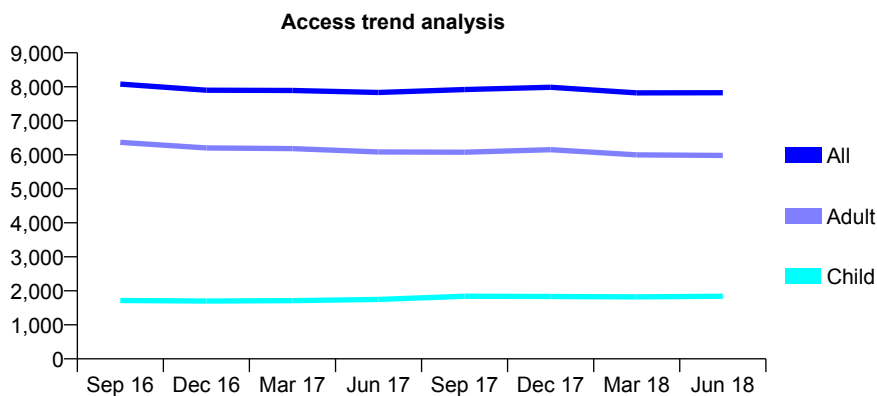
Q63 - Vital Signs At a Glance Contract Report for 118664/0001 - June 2018

Name or company name	Drs P Pakzad & E Harunani
Contract type name	GDS Contract
Purpose of contract	General
Contract start date	01/04/2013
Contract end date	

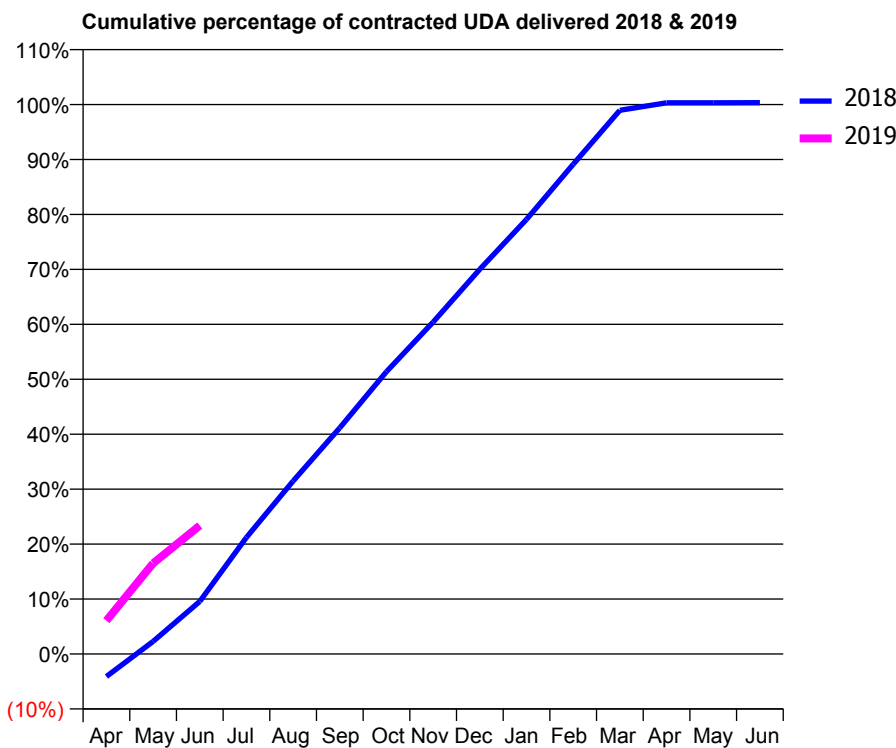
18/19 Contracted general activity (UDA)	31,225
Carry forward general activity (UDA)	0
18/19 Contracted orthodontic activity (UOA)	0
Carry forward orthodontic activity (UOA)	0
Baseline contract value	£777,343.61

ACCESS*

Patients seen in 24 months	Total	Change since previous quarter
Quarter ending June 2017	7,832	
Quarter ending September 2017	7,918	→
Quarter ending December 2017	7,987	→
Quarter ending March 2018	7,821	↓
Quarter ending June 2018	7,825	→
Variance since June 2017	(0.1%)	→



ACTIVITY



Month	Adjusted Scheduled Activity (UDA)	
	2018	2019
April	-1,281	1,898
May	717	5,154
June	2,991	7,302
July	6,630	
August	9,830	
September	12,856	
October	16,047	
November	18,861	
December	21,865	
January	24,702	
February	27,830	
March	30,896	
April	31,320	
May	31,325	
June	31,328	

QUALITY

	Quantity	Base Number	Contract	AT	Region	England
% of FP17s for the same patient ID Re-attending within 3 months - Children	27	516	5.2%	9.8%	11.5%	11.5%
% of FP17s for the same patient ID Re-attending within 3 months - Adults	258	1,627	15.9%	15.4%	16.6%	15.4%
% of FP17s for the same patient ID Re-attending between 3 & 9 months - Children	261	516	50.6%	49.2%	48.8%	58.9%
% of FP17s for the same patient ID Re-attending between 3 & 9 months - Adults	684	1,627	42.0%	39.1%	39.3%	51.6%
% of FP17s for Band 1 Urgent Courses	184	2,028	9.1%	10.0%	10.6%	8.9%
% of FP17s Relating to Free Repair or Replacements	52	2,028	2.6%	0.6%	0.5%	0.8%
% of FP17s Relating to Continuations	14	2,028	0.7%	0.9%	0.7%	0.9%
% of Patients satisfied with the dentistry they have received	1	1	N/A	91.6%	90.4%	93.2%
% of Patients satisfied with the time they had to wait for an appointment	1	1	N/A	88.0%	85.3%	88.8%

* This is based on patients treated on this contract for their most recent course of treatment. Figures in italics indicate the base number of FP17s or Patient Questionnaire responses are less than 100. N/A is shown where the base number of responses is less than 10 during the period. % is calculated as Quantity/Base number*100

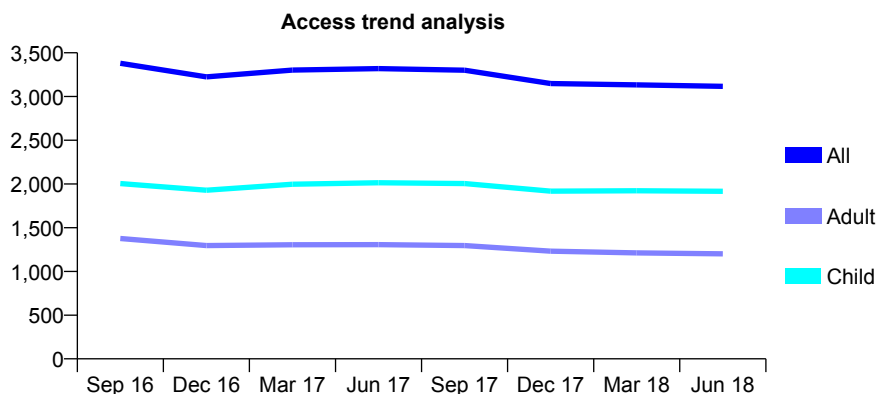
Q63 - Vital Signs At a Glance Contract Report for 118729/0001 - June 2018

Name or company name	Vijay Vithani, Varsha Vithani and Keya Vith
Contract type name	GDS Contract
Purpose of contract	General
Contract start date	01/04/2011
Contract end date	

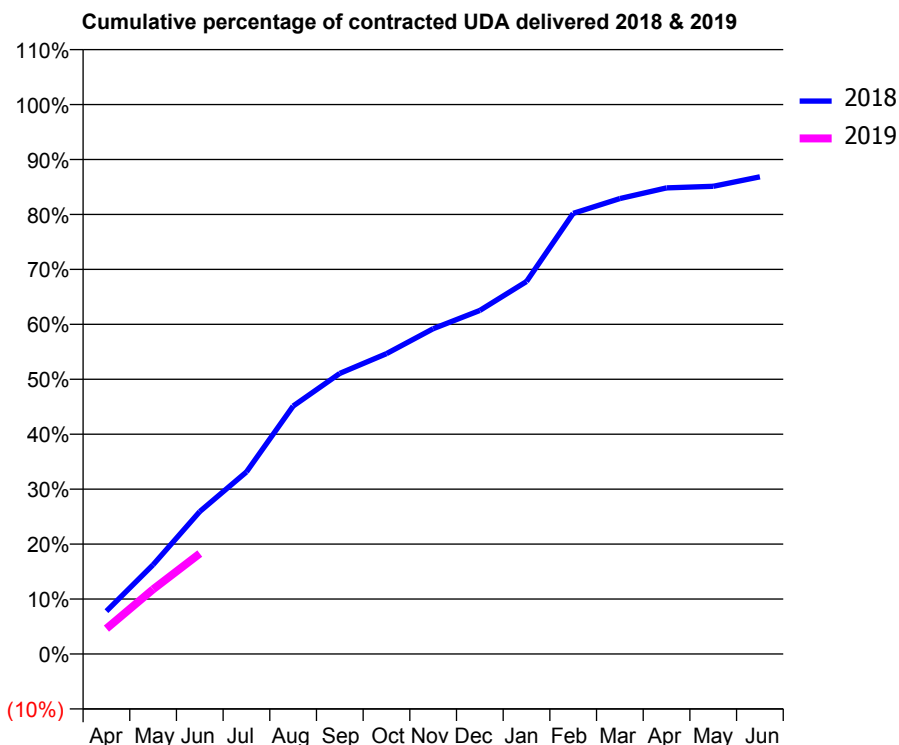
18/19 Contracted general activity (UDA)	7,767
Carry forward general activity (UDA)	0
18/19 Contracted orthodontic activity (UOA)	0
Carry forward orthodontic activity (UOA)	0
Baseline contract value	£195,276.98

ACCESS*

Patients seen in 24 months	Total	Change since previous quarter
Quarter ending June 2017	3,320	
Quarter ending September 2017	3,301	→
Quarter ending December 2017	3,149	↓
Quarter ending March 2018	3,133	→
Quarter ending June 2018	3,117	→
Variance since June 2017	(6.1%)	↓



ACTIVITY



Month	Adjusted Scheduled Activity (UDA)	
	2018	2019
April	605	359
May	1,263	915
June	2,015	1,420
July	2,574	
August	3,505	
September	3,967	
October	4,245	
November	4,598	
December	4,856	
January	5,266	
February	6,228	
March	6,438	
April	6,589	
May	6,611	
June	6,745	

QUALITY

	Quantity	Base Number	Contract	AT	Region	England
% of FP17s for the same patient ID Re-attending within 3 months - Children	35	735	4.8%	9.8%	11.5%	11.5%
% of FP17s for the same patient ID Re-attending within 3 months - Adults	34	287	11.8%	15.4%	16.6%	15.4%
% of FP17s for the same patient ID Re-attending between 3 & 9 months - Children	474	735	64.5%	49.2%	48.8%	58.9%
% of FP17s for the same patient ID Re-attending between 3 & 9 months - Adults	142	287	49.5%	39.1%	39.3%	51.6%
% of FP17s for Band 1 Urgent Courses	37	857	4.3%	10.0%	10.6%	8.9%
% of FP17s Relating to Free Repair or Replacements	0	857	0.0%	0.6%	0.5%	0.8%
% of FP17s Relating to Continuations	0	857	0.0%	0.9%	0.7%	0.9%
% of Patients satisfied with the dentistry they have received	0	0	N/A	91.6%	90.4%	93.2%
% of Patients satisfied with the time they had to wait for an appointment	0	0	N/A	88.0%	85.3%	88.8%

* This is based on patients treated on this contract for their most recent course of treatment. Figures in italics indicate the base number of FP17s or Patient Questionnaire responses are less than 100. N/A is shown where the base number of responses is less than 10 during the period. % is calculated as Quantity/Base number*100

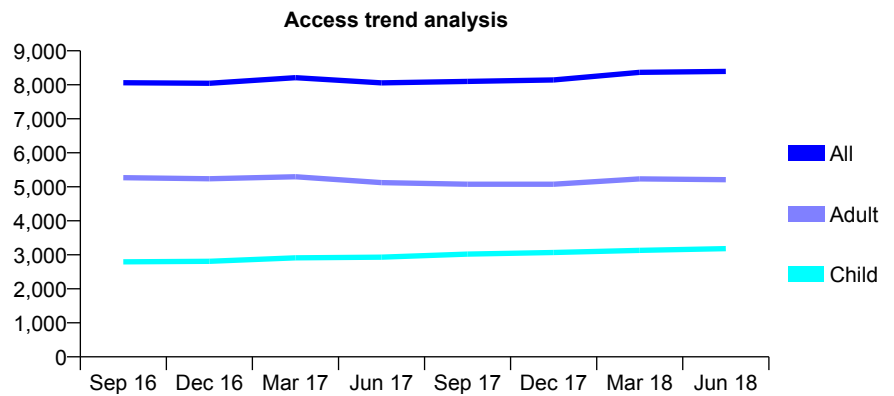
Q63 - Vital Signs At a Glance Contract Report for 118826/0001 - June 2018

Name or company name	Mr R Siddique & Mr I Khaliq
Contract type name	GDS Contract
Purpose of contract	General
Contract start date	01/04/2013
Contract end date	

18/19 Contracted general activity (UDA)	22,354
Carry forward general activity (UDA)	0
18/19 Contracted orthodontic activity (UOA)	0
Carry forward orthodontic activity (UOA)	0
Baseline contract value	£572,546.47

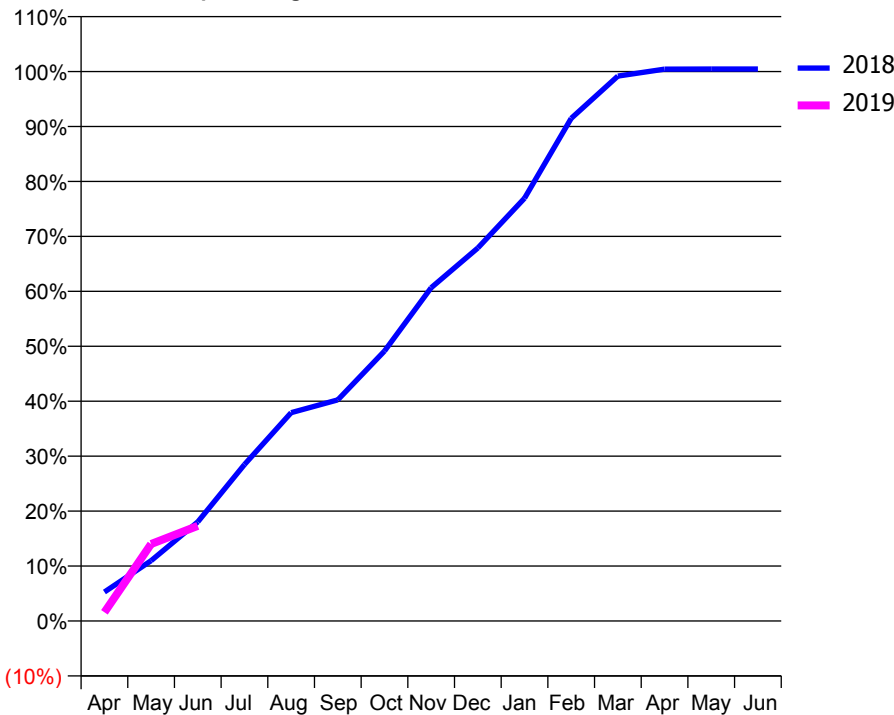
ACCESS*

Patients seen in 24 months	Total	Change since previous quarter
Quarter ending June 2017	8,057	
Quarter ending September 2017	8,101	→
Quarter ending December 2017	8,145	→
Quarter ending March 2018	8,365	↑
Quarter ending June 2018	8,393	→
Variance since June 2017	4.2%	↑



ACTIVITY

Cumulative percentage of contracted UDA delivered 2018 & 2019



Month	Adjusted Scheduled Activity (UDA)	
	2018	2019
April	1,178	353
May	2,454	3,133
June	4,035	3,868
July	6,367	
August	8,477	
September	8,997	
October	10,981	
November	13,556	
December	15,174	
January	17,199	
February	20,449	
March	22,170	
April	22,447	
May	22,456	
June	22,456	

QUALITY

	Quantity	Base Number	Contract	AT	Region	England
% of FP17s for the same patient ID Re-attending within 3 months - Children	35	865	4.0%	9.8%	11.5%	11.5%
% of FP17s for the same patient ID Re-attending within 3 months - Adults	64	1,040	6.2%	15.4%	16.6%	15.4%
% of FP17s for the same patient ID Re-attending between 3 & 9 months - Children	522	865	60.3%	49.2%	48.8%	58.9%
% of FP17s for the same patient ID Re-attending between 3 & 9 months - Adults	471	1,040	45.3%	39.1%	39.3%	51.6%
% of FP17s for Band 1 Urgent Courses	101	1,762	5.7%	10.0%	10.6%	8.9%
% of FP17s Relating to Free Repair or Replacements	2	1,762	0.1%	0.6%	0.5%	0.8%
% of FP17s Relating to Continuations	0	1,762	0.0%	0.9%	0.7%	0.9%
% of Patients satisfied with the dentistry they have received	1	1	N/A	91.6%	90.4%	93.2%
% of Patients satisfied with the time they had to wait for an appointment	1	1	N/A	88.0%	85.3%	88.8%

* This is based on patients treated on this contract for their most recent course of treatment. Figures in italics indicate the base number of FP17s or Patient Questionnaire responses are less than 100. N/A is shown where the base number of responses is less than 10 during the period. % is calculated as Quantity/Base number*100

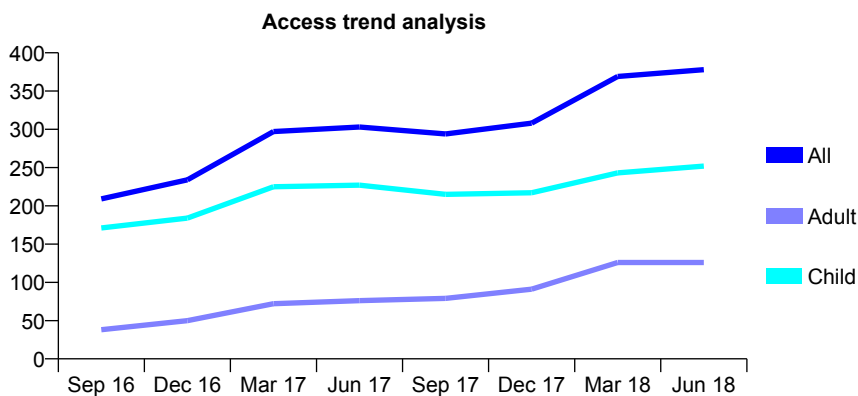
Q63 - Vital Signs At a Glance Contract Report for 119385/0001 - June 2018

Name or company name	Stock Hill Dental Care Partnership
Contract type name	GDS Contract
Purpose of contract	General
Contract start date	01/05/2015
Contract end date	

18/19 Contracted general activity (UDA)	731
Carry forward general activity (UDA)	0
18/19 Contracted orthodontic activity (UOA)	0
Carry forward orthodontic activity (UOA)	0
Baseline contract value	£16,235.62

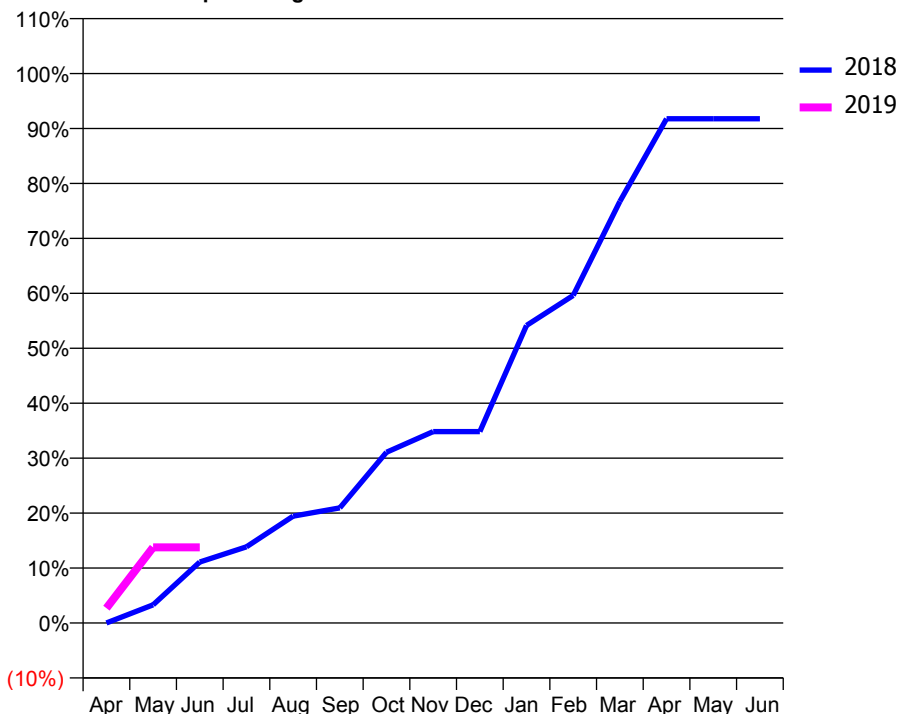
ACCESS*

Patients seen in 24 months	Total	Change since previous quarter
Quarter ending June 2017	303	
Quarter ending September 2017	294	↓
Quarter ending December 2017	308	↑
Quarter ending March 2018	369	↑
Quarter ending June 2018	378	↑
Variance since June 2017	24.8%	↑



ACTIVITY

Cumulative percentage of contracted UDA delivered 2018 & 2019



Adjusted Scheduled Activity (UDA)

Month	2018	2019
April	0	20
May	24	101
June	81	101
July	101	
August	142	
September	153	
October	227	
November	255	
December	255	
January	396	
February	436	
March	561	
April	671	
May	671	
June	671	

QUALITY

	Quantity	Base Number	Contract	AT	Region	England
% of FP17s for the same patient ID Re-attending within 3 months - Children	6	69	8.7%	9.8%	11.5%	11.5%
% of FP17s for the same patient ID Re-attending within 3 months - Adults	4	23	17.4%	15.4%	16.6%	15.4%
% of FP17s for the same patient ID Re-attending between 3 & 9 months - Children	10	69	14.5%	49.2%	48.8%	58.9%
% of FP17s for the same patient ID Re-attending between 3 & 9 months - Adults	4	23	17.4%	39.1%	39.3%	51.6%
% of FP17s for Band 1 Urgent Courses	8	51	15.7%	10.0%	10.6%	8.9%
% of FP17s Relating to Free Repair or Replacements	0	51	0.0%	0.6%	0.5%	0.8%
% of FP17s Relating to Continuations	1	51	2.0%	0.9%	0.7%	0.9%
% of Patients satisfied with the dentistry they have received	0	0	N/A	91.6%	90.4%	93.2%
% of Patients satisfied with the time they had to wait for an appointment	0	0	N/A	88.0%	85.3%	88.8%

* This is based on patients treated on this contract for their most recent course of treatment. Figures in italics indicate the base number of FP17s or Patient Questionnaire responses are less than 100. N/A is shown where the base number of responses is less than 10 during the period. % is calculated as Quantity/Base number*100

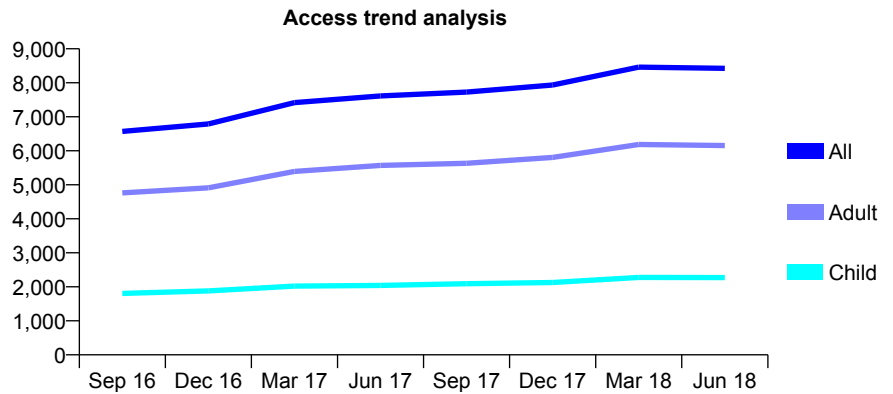
Q63 - Vital Signs At a Glance Contract Report for 119644/0001 - June 2018

Name or company name	Perfect Smile Associates Limited
Contract type name	GDS Contract
Purpose of contract	General and Orthodontic
Contract start date	17/05/2011
Contract end date	

18/19 Contracted general activity (UDA)	15,740
Carry forward general activity (UDA)	0
18/19 Contracted orthodontic activity (UOA)	4,000
Carry forward orthodontic activity (UOA)	0
Baseline contract value	£737,400.94

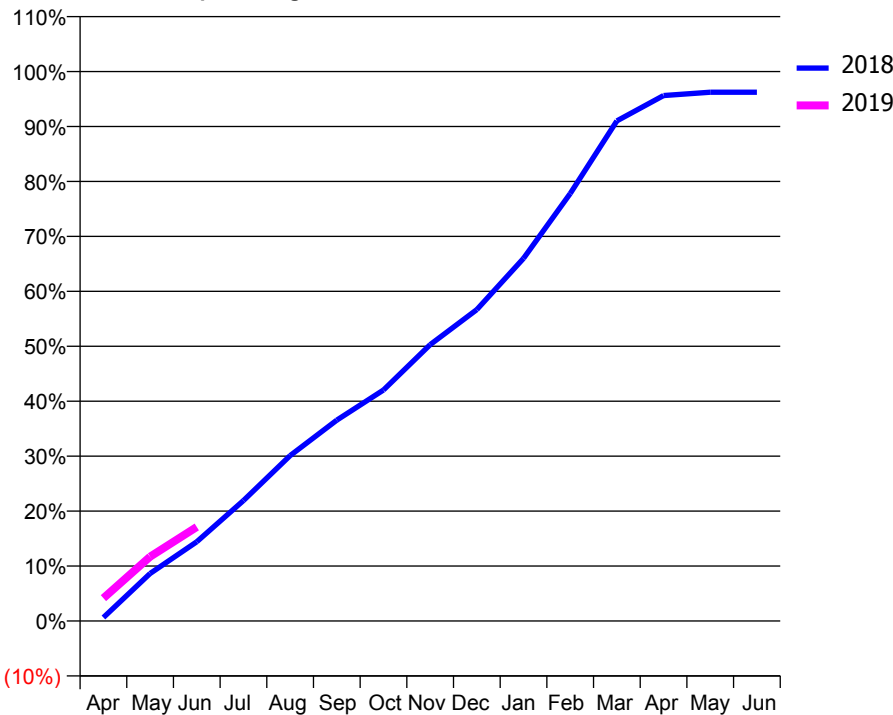
ACCESS*

Patients seen in 24 months	Total	Change since previous quarter
Quarter ending June 2017	7,612	
Quarter ending September 2017	7,727	→
Quarter ending December 2017	7,934	↑
Quarter ending March 2018	8,461	↑
Quarter ending June 2018	8,426	→
Variance since June 2017	10.7%	↑



ACTIVITY

Cumulative percentage of contracted UDA delivered 2018 & 2019



Month	Adjusted Scheduled Activity (UDA)	
	2018	2019
April	100	656
May	1,361	1,842
June	2,269	2,694
July	3,453	
August	4,737	
September	5,756	
October	6,619	
November	7,916	
December	8,920	
January	10,386	
February	12,245	
March	14,324	
April	15,050	
May	15,148	
June	15,148	

QUALITY

	Quantity	Base Number	Contract	AT	Region	England
% of FP17s for the same patient ID Re-attending within 3 months - Children	65	519	12.5%	9.8%	11.5%	11.5%
% of FP17s for the same patient ID Re-attending within 3 months - Adults	129	1,107	11.7%	15.4%	16.6%	15.4%
% of FP17s for the same patient ID Re-attending between 3 & 9 months - Children	202	519	38.9%	49.2%	48.8%	58.9%
% of FP17s for the same patient ID Re-attending between 3 & 9 months - Adults	367	1,107	33.2%	39.1%	39.3%	51.6%
% of FP17s for Band 1 Urgent Courses	132	1,238	10.7%	10.0%	10.6%	8.9%
% of FP17s Relating to Free Repair or Replacements	4	1,238	0.3%	0.6%	0.5%	0.8%
% of FP17s Relating to Continuations	12	1,238	1.0%	0.9%	0.7%	0.9%
% of Patients satisfied with the dentistry they have received	1	1	N/A	91.6%	90.4%	93.2%
% of Patients satisfied with the time they had to wait for an appointment	1	1	N/A	88.0%	85.3%	88.8%

* This is based on patients treated on this contract for their most recent course of treatment. Figures in italics indicate the base number of FP17s or Patient Questionnaire responses are less than 100. N/A is shown where the base number of responses is less than 10 during the period. % is calculated as Quantity/Base number*100

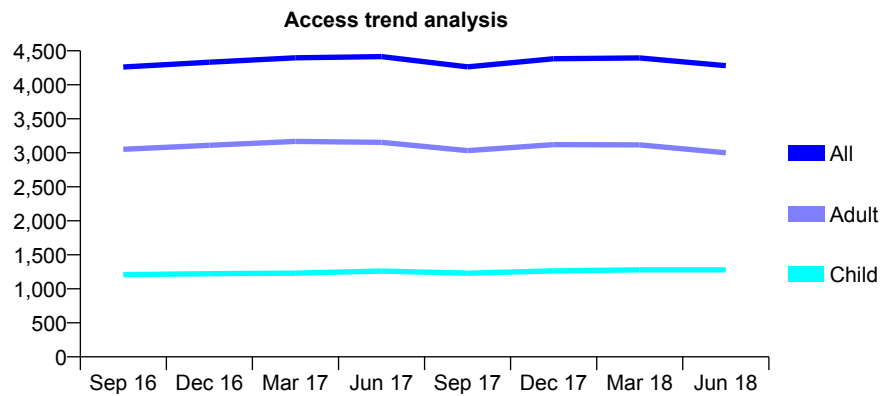
Q63 - Vital Signs At a Glance Contract Report for 119644/0002 - June 2018

Name or company name	Perfect Smile Associates Limited
Contract type name	GDS Contract
Purpose of contract	General
Contract start date	17/05/2011
Contract end date	

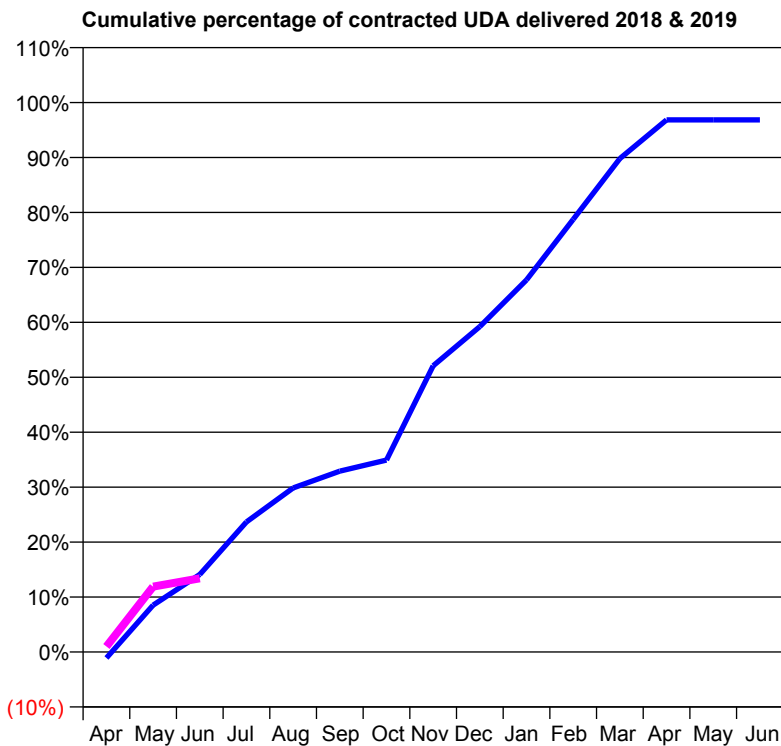
18/19 Contracted general activity (UDA)	9,100
Carry forward general activity (UDA)	0
18/19 Contracted orthodontic activity (UOA)	0
Carry forward orthodontic activity (UOA)	0
Baseline contract value	£243,407.14

ACCESS*

Patients seen in 24 months	Total	Change since previous quarter
Quarter ending June 2017	4,415	
Quarter ending September 2017	4,263	↓
Quarter ending December 2017	4,383	↑
Quarter ending March 2018	4,396	→
Quarter ending June 2018	4,281	↓
Variance since June 2017	(3.0%)	↓



ACTIVITY



Month	Adjusted Scheduled Activity (UDA)	
	2018	2019
April	-101	92
May	776	1,082
June	1,284	1,220
July	2,154	
August	2,718	
September	2,996	
October	3,179	
November	4,741	
December	5,388	
January	6,163	
February	7,164	
March	8,171	
April	8,811	
May	8,811	
June	8,811	

QUALITY

	Quantity	Base Number	Contract	AT	Region	England
% of FP17s for the same patient ID Re-attending within 3 months - Children	26	303	8.6%	9.8%	11.5%	11.5%
% of FP17s for the same patient ID Re-attending within 3 months - Adults	82	541	15.2%	15.4%	16.6%	15.4%
% of FP17s for the same patient ID Re-attending between 3 & 9 months - Children	126	303	41.6%	49.2%	48.8%	58.9%
% of FP17s for the same patient ID Re-attending between 3 & 9 months - Adults	136	541	25.1%	39.1%	39.3%	51.6%
% of FP17s for Band 1 Urgent Courses	47	633	7.4%	10.0%	10.6%	8.9%
% of FP17s Relating to Free Repair or Replacements	0	633	0.0%	0.6%	0.5%	0.8%
% of FP17s Relating to Continuations	19	633	3.0%	0.9%	0.7%	0.9%
% of Patients satisfied with the dentistry they have received	1	1	N/A	91.6%	90.4%	93.2%
% of Patients satisfied with the time they had to wait for an appointment	1	1	N/A	88.0%	85.3%	88.8%

* This is based on patients treated on this contract for their most recent course of treatment. Figures in italics indicate the base number of FP17s or Patient Questionnaire responses are less than 100. N/A is shown where the base number of responses is less than 10 during the period. % is calculated as Quantity/Base number*100

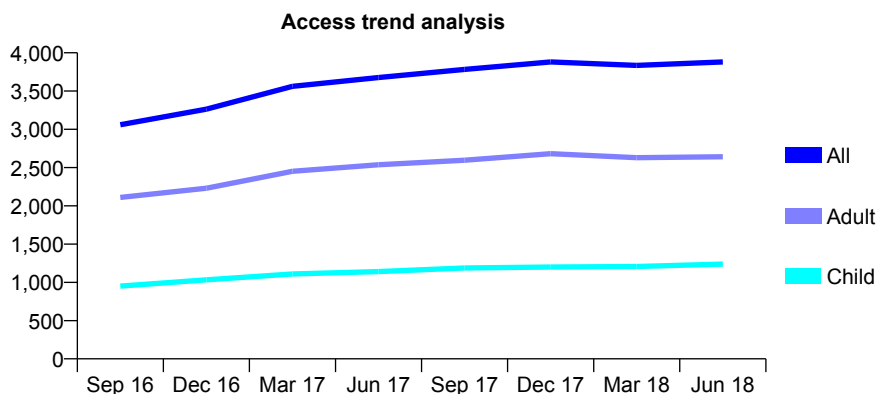
Q63 - Vital Signs At a Glance Contract Report for 119954/0001 - June 2018

Name or company name	Smile Impressions Ltd
Contract type name	GDS Contract
Purpose of contract	General
Contract start date	01/06/2008
Contract end date	

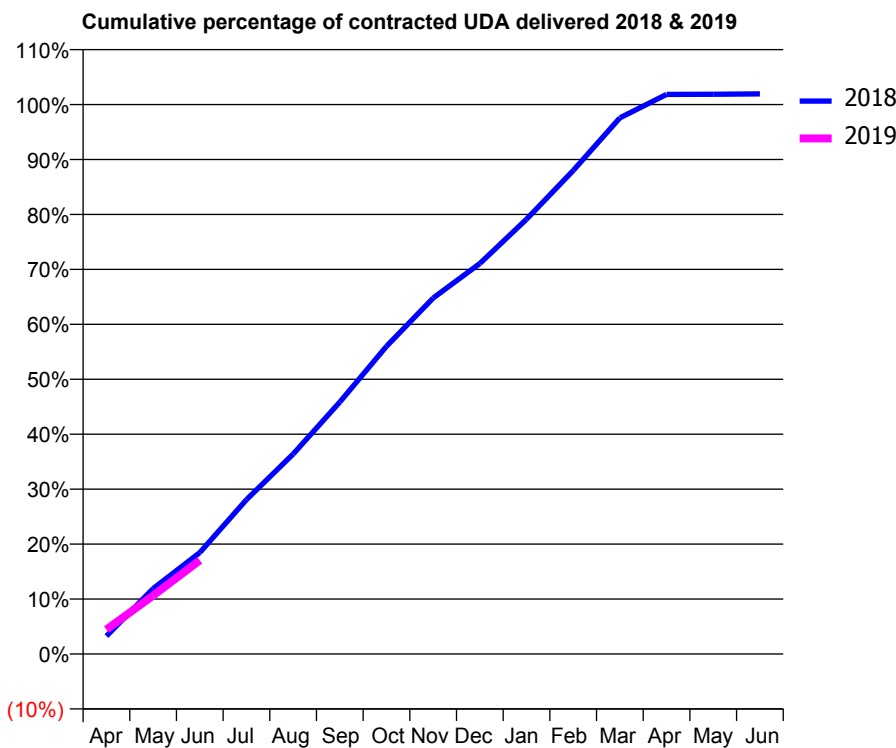
18/19 Contracted general activity (UDA)	8,579
Carry forward general activity (UDA)	0
18/19 Contracted orthodontic activity (UOA)	0
Carry forward orthodontic activity (UOA)	0
Baseline contract value	£227,595.94

ACCESS*

Patients seen in 24 months	Total	Change since previous quarter
Quarter ending June 2017	3,677	
Quarter ending September 2017	3,783	↑
Quarter ending December 2017	3,881	↑
Quarter ending March 2018	3,836	↓
Quarter ending June 2018	3,880	→
Variance since June 2017	5.5%	↑



ACTIVITY



Month	Adjusted Scheduled Activity (UDA)	
	2018	2019
April	280	382
May	1,022	914
June	1,583	1,462
July	2,409	
August	3,121	
September	3,934	
October	4,804	
November	5,557	
December	6,097	
January	6,788	
February	7,548	
March	8,370	
April	8,737	
May	8,739	
June	8,745	

QUALITY

	Quantity	Base Number	Contract	AT	Region	England
% of FP17s for the same patient ID Re-attending within 3 months - Children	25	411	6.1%	9.8%	11.5%	11.5%
% of FP17s for the same patient ID Re-attending within 3 months - Adults	82	738	11.1%	15.4%	16.6%	15.4%
% of FP17s for the same patient ID Re-attending between 3 & 9 months - Children	270	411	65.7%	49.2%	48.8%	58.9%
% of FP17s for the same patient ID Re-attending between 3 & 9 months - Adults	396	738	53.7%	39.1%	39.3%	51.6%
% of FP17s for Band 1 Urgent Courses	87	922	9.4%	10.0%	10.6%	8.9%
% of FP17s Relating to Free Repair or Replacements	8	922	0.9%	0.6%	0.5%	0.8%
% of FP17s Relating to Continuations	1	922	0.1%	0.9%	0.7%	0.9%
% of Patients satisfied with the dentistry they have received	4	4	N/A	91.6%	90.4%	93.2%
% of Patients satisfied with the time they had to wait for an appointment	4	4	N/A	88.0%	85.3%	88.8%

* This is based on patients treated on this contract for their most recent course of treatment. Figures in italics indicate the base number of FP17s or Patient Questionnaire responses are less than 100. N/A is shown where the base number of responses is less than 10 during the period. % is calculated as Quantity/Base number*100

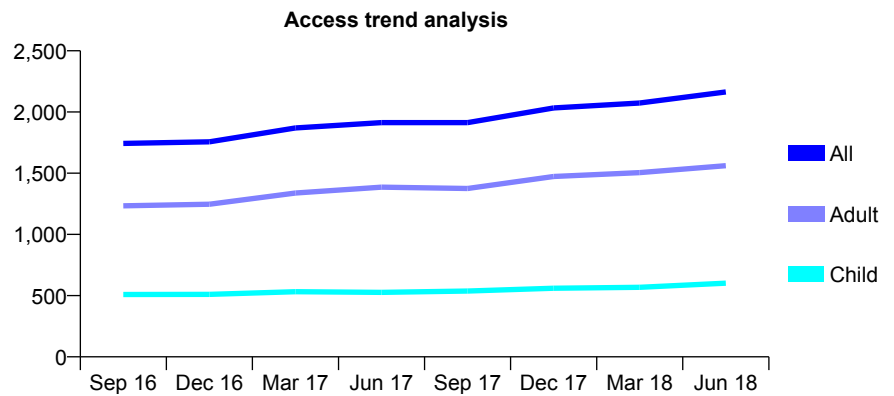
Q63 - Vital Signs At a Glance Contract Report for 120251/0001 - June 2018

Name or company name	W. M. Rosten Ltd
Contract type name	GDS Contract
Purpose of contract	General
Contract start date	01/04/2008
Contract end date	

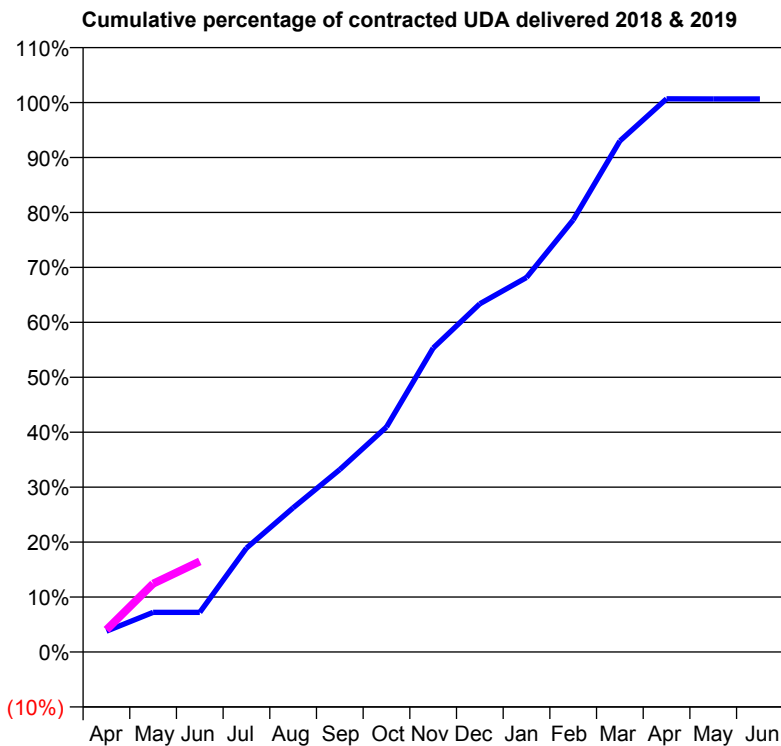
18/19 Contracted general activity (UDA)	5,000
Carry forward general activity (UDA)	0
18/19 Contracted orthodontic activity (UOA)	0
Carry forward orthodontic activity (UOA)	0
Baseline contract value	£128,309.35

ACCESS*

Patients seen in 24 months	Total	Change since previous quarter
Quarter ending June 2017	1,913	
Quarter ending September 2017	1,913	→
Quarter ending December 2017	2,033	↑
Quarter ending March 2018	2,073	→
Quarter ending June 2018	2,164	↑
Variance since June 2017	13.1%	↑



ACTIVITY



Month	Adjusted Scheduled Activity (UDA)	
	2018	2019
April	190	202
May	360	622
June	360	825
July	946	
August	1,312	
September	1,661	
October	2,048	
November	2,766	
December	3,168	
January	3,408	
February	3,932	
March	4,650	
April	5,033	
May	5,032	
June	5,032	

QUALITY

	Quantity	Base Number	Contract	AT	Region	England
% of FP17s for the same patient ID Re-attending within 3 months - Children	13	197	6.6%	9.8%	11.5%	11.5%
% of FP17s for the same patient ID Re-attending within 3 months - Adults	80	431	18.6%	15.4%	16.6%	15.4%
% of FP17s for the same patient ID Re-attending between 3 & 9 months - Children	90	197	45.7%	49.2%	48.8%	58.9%
% of FP17s for the same patient ID Re-attending between 3 & 9 months - Adults	149	431	34.6%	39.1%	39.3%	51.6%
% of FP17s for Band 1 Urgent Courses	60	322	18.6%	10.0%	10.6%	8.9%
% of FP17s Relating to Free Repair or Replacements	0	322	0.0%	0.6%	0.5%	0.8%
% of FP17s Relating to Continuations	4	322	1.2%	0.9%	0.7%	0.9%
% of Patients satisfied with the dentistry they have received	0	0	N/A	91.6%	90.4%	93.2%
% of Patients satisfied with the time they had to wait for an appointment	0	0	N/A	88.0%	85.3%	88.8%

* This is based on patients treated on this contract for their most recent course of treatment. Figures in italics indicate the base number of FP17s or Patient Questionnaire responses are less than 100. N/A is shown where the base number of responses is less than 10 during the period. % is calculated as Quantity/Base number*100

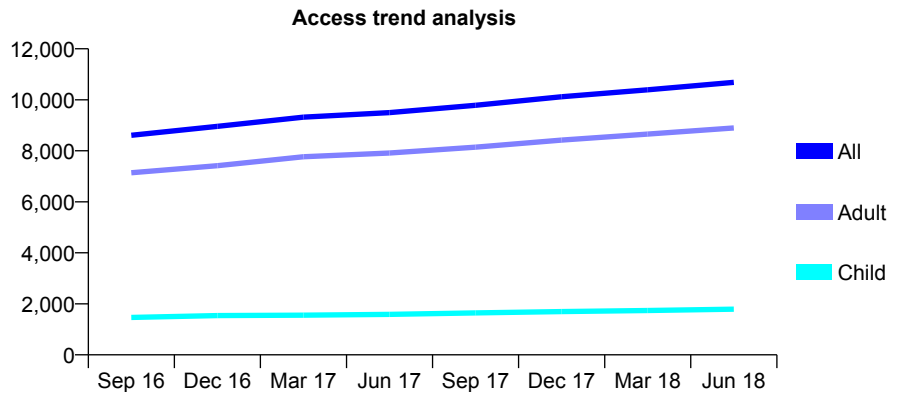
Q63 - Vital Signs At a Glance Contract Report for 120375/0001 - June 2018

Name or company name	New Cross Dental Practice
Contract type name	GDS Contract
Purpose of contract	General
Contract start date	01/09/2014
Contract end date	

18/19 Contracted general activity (UDA)	35,350
Carry forward general activity (UDA)	0
18/19 Contracted orthodontic activity (UOA)	0
Carry forward orthodontic activity (UOA)	0
Baseline contract value	£1,023,790.35

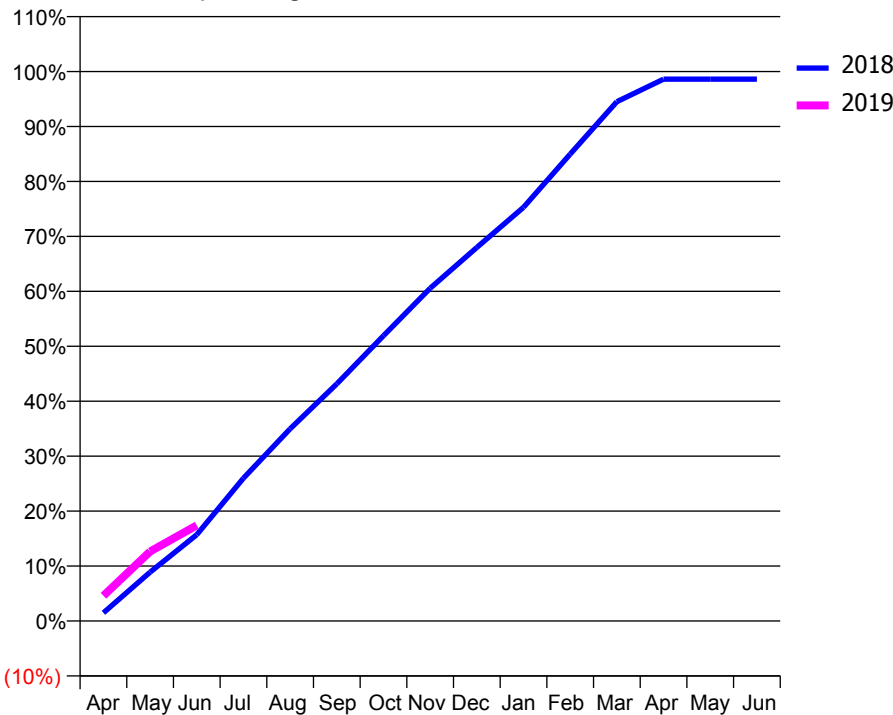
ACCESS*

Patients seen in 24 months	Total	Change since previous quarter
Quarter ending June 2017	9,499	
Quarter ending September 2017	9,788	↑
Quarter ending December 2017	10,118	↑
Quarter ending March 2018	10,392	↑
Quarter ending June 2018	10,687	↑
Variance since June 2017	12.5%	↑



ACTIVITY

Cumulative percentage of contracted UDA delivered 2018 & 2019



Month	Adjusted Scheduled Activity (UDA)	
	2018	2019
April	530	1,626
May	3,141	4,473
June	5,558	6,157
July	9,191	
August	12,367	
September	15,253	
October	18,351	
November	21,407	
December	24,032	
January	26,612	
February	30,041	
March	33,412	
April	34,859	
May	34,855	
June	34,860	

QUALITY

	Quantity	Base Number	Contract	AT	Region	England
% of FP17s for the same patient ID Re-attending within 3 months - Children	36	541	6.7%	9.8%	11.5%	11.5%
% of FP17s for the same patient ID Re-attending within 3 months - Adults	257	2,171	11.8%	15.4%	16.6%	15.4%
% of FP17s for the same patient ID Re-attending between 3 & 9 months - Children	254	541	47.0%	49.2%	48.8%	58.9%
% of FP17s for the same patient ID Re-attending between 3 & 9 months - Adults	799	2,171	36.8%	39.1%	39.3%	51.6%
% of FP17s for Band 1 Urgent Courses	205	2,259	9.1%	10.0%	10.6%	8.9%
% of FP17s Relating to Free Repair or Replacements	18	2,259	0.8%	0.6%	0.5%	0.8%
% of FP17s Relating to Continuations	12	2,259	0.5%	0.9%	0.7%	0.9%
% of Patients satisfied with the dentistry they have received	3	3	N/A	91.6%	90.4%	93.2%
% of Patients satisfied with the time they had to wait for an appointment	3	3	N/A	88.0%	85.3%	88.8%

* This is based on patients treated on this contract for their most recent course of treatment. Figures in italics indicate the base number of FP17s or Patient Questionnaire responses are less than 100. N/A is shown where the base number of responses is less than 10 during the period. % is calculated as Quantity/Base number*100

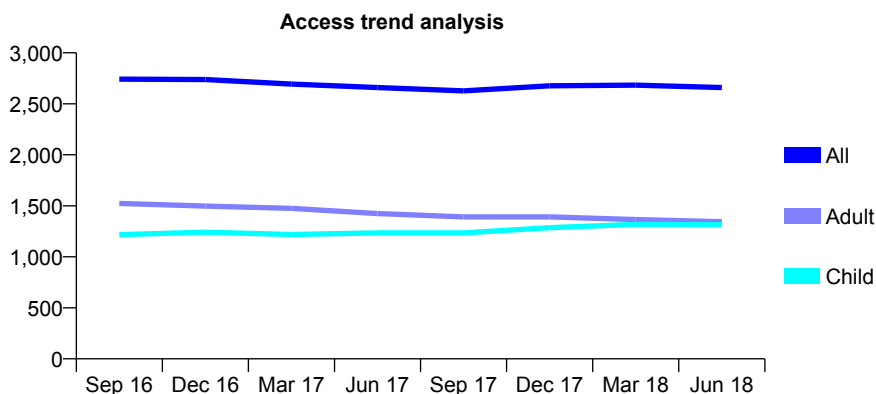
Q63 - Vital Signs At a Glance Contract Report for 121134/0001 - June 2018

Name or company name	Mottingham Dental Practice Limited
Contract type name	GDS Contract
Purpose of contract	General
Contract start date	01/04/2010
Contract end date	

18/19 Contracted general activity (UDA)	10,750
Carry forward general activity (UDA)	0
18/19 Contracted orthodontic activity (UOA)	0
Carry forward orthodontic activity (UOA)	0
Baseline contract value	£316,650.53

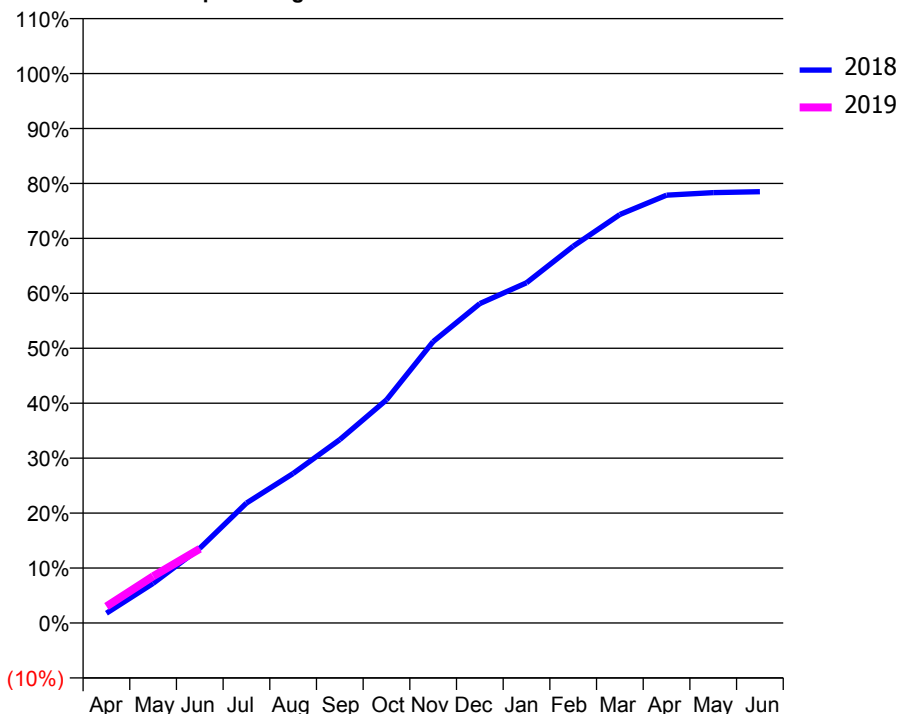
ACCESS*

Patients seen in 24 months	Total	Change since previous quarter
Quarter ending June 2017	2,659	
Quarter ending September 2017	2,627	↓
Quarter ending December 2017	2,676	→
Quarter ending March 2018	2,683	→
Quarter ending June 2018	2,659	→
Variance since June 2017	0.0%	→



ACTIVITY

Cumulative percentage of contracted UDA delivered 2018 & 2019



Adjusted Scheduled Activity (UDA)

Month	2018	2019
April	191	326
May	775	916
June	1,462	1,451
July	2,346	
August	2,925	
September	3,588	
October	4,366	
November	5,507	
December	6,250	
January	6,657	
February	7,371	
March	7,991	
April	8,371	
May	8,419	
June	8,437	

QUALITY

	Quantity	Base Number	Contract	AT	Region	England
% of FP17s for the same patient ID Re-attending within 3 months - Children	21	409	5.1%	9.8%	11.5%	11.5%
% of FP17s for the same patient ID Re-attending within 3 months - Adults	87	375	23.2%	15.4%	16.6%	15.4%
% of FP17s for the same patient ID Re-attending between 3 & 9 months - Children	155	409	37.9%	49.2%	48.8%	58.9%
% of FP17s for the same patient ID Re-attending between 3 & 9 months - Adults	128	375	34.1%	39.1%	39.3%	51.6%
% of FP17s for Band 1 Urgent Courses	106	621	17.1%	10.0%	10.6%	8.9%
% of FP17s Relating to Free Repair or Replacements	0	621	0.0%	0.6%	0.5%	0.8%
% of FP17s Relating to Continuations	6	621	1.0%	0.9%	0.7%	0.9%
% of Patients satisfied with the dentistry they have received	1	1	N/A	91.6%	90.4%	93.2%
% of Patients satisfied with the time they had to wait for an appointment	1	1	N/A	88.0%	85.3%	88.8%

* This is based on patients treated on this contract for their most recent course of treatment. Figures in italics indicate the base number of FP17s or Patient Questionnaire responses are less than 100. N/A is shown where the base number of responses is less than 10 during the period. % is calculated as Quantity/Base number*100

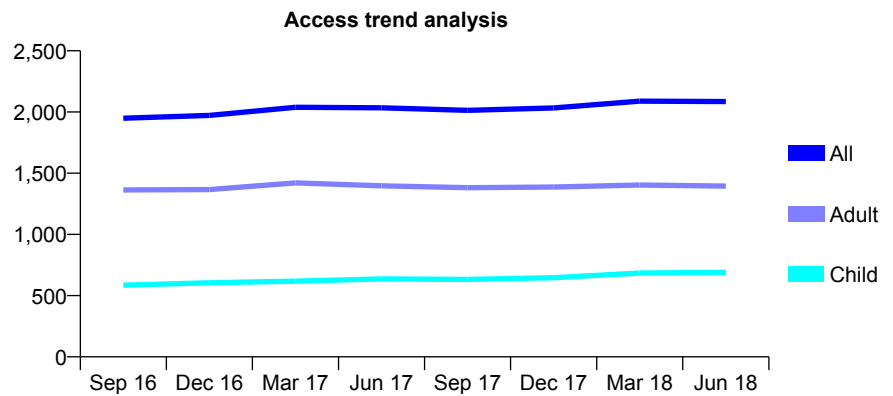
Q63 - Vital Signs At a Glance Contract Report for 121290/0001 - June 2018

Name or company name	Mount Road Dental Surgery
Contract type name	GDS Contract
Purpose of contract	General
Contract start date	15/09/2008
Contract end date	

18/19 Contracted general activity (UDA)	5,000
Carry forward general activity (UDA)	0
18/19 Contracted orthodontic activity (UOA)	0
Carry forward orthodontic activity (UOA)	0
Baseline contract value	£126,330.16

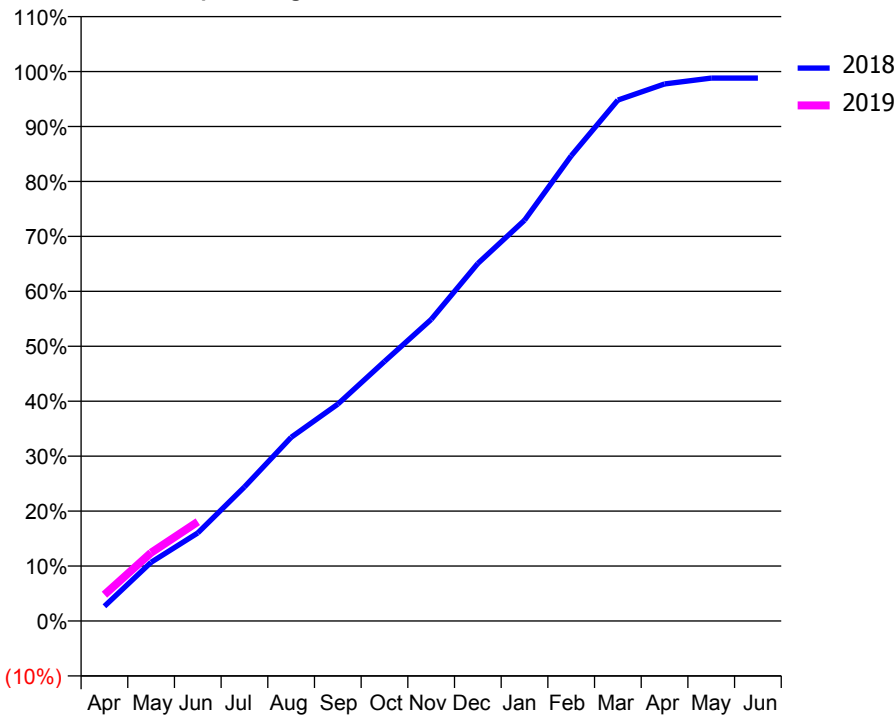
ACCESS*

Patients seen in 24 months	Total	Change since previous quarter
Quarter ending June 2017	2,034	
Quarter ending September 2017	2,014	→
Quarter ending December 2017	2,033	→
Quarter ending March 2018	2,089	↑
Quarter ending June 2018	2,085	→
Variance since June 2017	2.5%	↑



ACTIVITY

Cumulative percentage of contracted UDA delivered 2018 & 2019



Month	Adjusted Scheduled Activity (UDA)	
	2018	2019
April	134	240
May	535	622
June	802	903
July	1,220	
August	1,671	
September	1,974	
October	2,362	
November	2,744	
December	3,253	
January	3,647	
February	4,233	
March	4,740	
April	4,887	
May	4,941	
June	4,941	

QUALITY

	Quantity	Base Number	Contract	AT	Region	England
% of FP17s for the same patient ID Re-attending within 3 months - Children	11	195	5.6%	9.8%	11.5%	11.5%
% of FP17s for the same patient ID Re-attending within 3 months - Adults	44	335	13.1%	15.4%	16.6%	15.4%
% of FP17s for the same patient ID Re-attending between 3 & 9 months - Children	95	195	48.7%	49.2%	48.8%	58.9%
% of FP17s for the same patient ID Re-attending between 3 & 9 months - Adults	139	335	41.5%	39.1%	39.3%	51.6%
% of FP17s for Band 1 Urgent Courses	54	425	12.7%	10.0%	10.6%	8.9%
% of FP17s Relating to Free Repair or Replacements	2	425	0.5%	0.6%	0.5%	0.8%
% of FP17s Relating to Continuations	0	425	0.0%	0.9%	0.7%	0.9%
% of Patients satisfied with the dentistry they have received	2	3	N/A	91.6%	90.4%	93.2%
% of Patients satisfied with the time they had to wait for an appointment	3	3	N/A	88.0%	85.3%	88.8%

* This is based on patients treated on this contract for their most recent course of treatment. Figures in italics indicate the base number of FP17s or Patient Questionnaire responses are less than 100. N/A is shown where the base number of responses is less than 10 during the period. % is calculated as Quantity/Base number*100

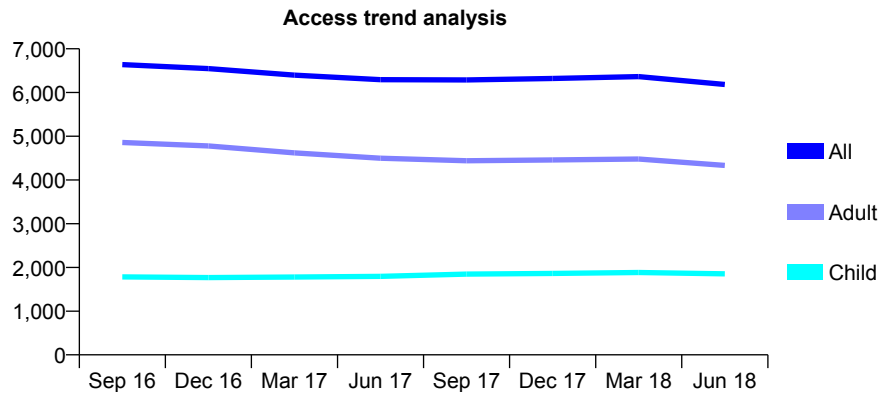
Q63 - Vital Signs At a Glance Contract Report for 122300/0001 - June 2018

Name or company name	Splendent Care Ltd
Contract type name	GDS Contract
Purpose of contract	General
Contract start date	01/04/2007
Contract end date	

18/19 Contracted general activity (UDA)	22,149
Carry forward general activity (UDA)	0
18/19 Contracted orthodontic activity (UOA)	0
Carry forward orthodontic activity (UOA)	0
Baseline contract value	£656,662.10

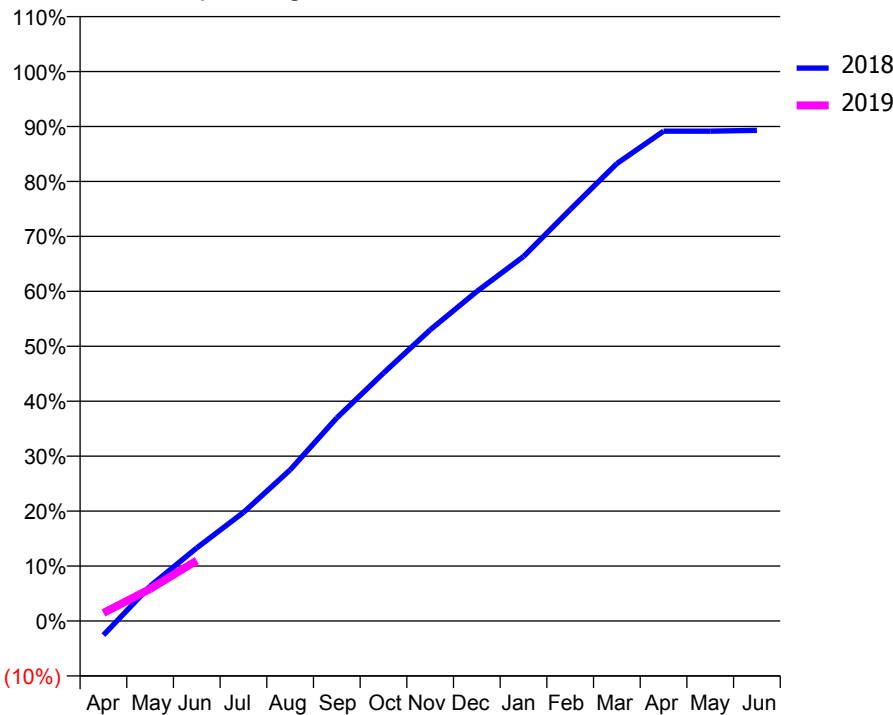
ACCESS*

Patients seen in 24 months	Total	Change since previous quarter
Quarter ending June 2017	6,293	
Quarter ending September 2017	6,287	→
Quarter ending December 2017	6,320	→
Quarter ending March 2018	6,364	→
Quarter ending June 2018	6,185	↓
Variance since June 2017	(1.7%)	↓



ACTIVITY

Cumulative percentage of contracted UDA delivered 2018 & 2019



Adjusted Scheduled Activity (UDA)		
Month	2018	2019
April	-573	324
May	1,407	1,294
June	2,948	2,437
July	4,378	
August	6,090	
September	8,190	
October	9,996	
November	11,737	
December	13,286	
January	14,695	
February	16,585	
March	18,438	
April	19,745	
May	19,743	
June	19,779	

QUALITY

	Quantity	Base Number	Contract	AT	Region	England
% of FP17s for the same patient ID Re-attending within 3 months - Children	39	429	9.1%	9.8%	11.5%	11.5%
% of FP17s for the same patient ID Re-attending within 3 months - Adults	151	965	15.6%	15.4%	16.6%	15.4%
% of FP17s for the same patient ID Re-attending between 3 & 9 months - Children	183	429	42.7%	49.2%	48.8%	58.9%
% of FP17s for the same patient ID Re-attending between 3 & 9 months - Adults	334	965	34.6%	39.1%	39.3%	51.6%
% of FP17s for Band 1 Urgent Courses	173	924	18.7%	10.0%	10.6%	8.9%
% of FP17s Relating to Free Repair or Replacements	10	924	1.1%	0.6%	0.5%	0.8%
% of FP17s Relating to Continuations	4	924	0.4%	0.9%	0.7%	0.9%
% of Patients satisfied with the dentistry they have received	1	1	N/A	91.6%	90.4%	93.2%
% of Patients satisfied with the time they had to wait for an appointment	1	1	N/A	88.0%	85.3%	88.8%

* This is based on patients treated on this contract for their most recent course of treatment. Figures in italics indicate the base number of FP17s or Patient Questionnaire responses are less than 100. N/A is shown where the base number of responses is less than 10 during the period. % is calculated as Quantity/Base number*100

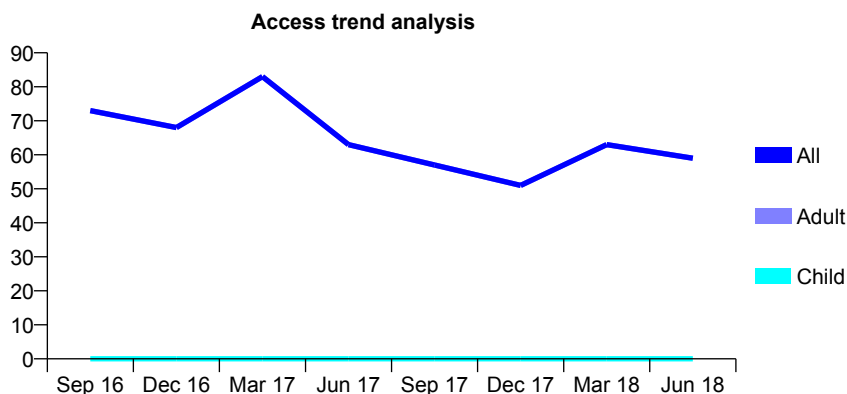
Q63 - Vital Signs At a Glance Contract Report for 122300/0003 - June 2018

Name or company name	Splendent Care Ltd
Contract type name	PDS Contract
Purpose of contract	General
Contract start date	01/10/2009
Contract end date	31/03/2019

18/19 Contracted general activity (UDA)	327
Carry forward general activity (UDA)	0
18/19 Contracted orthodontic activity (UOA)	0
Carry forward orthodontic activity (UOA)	0
Baseline contract value	£63,846.36

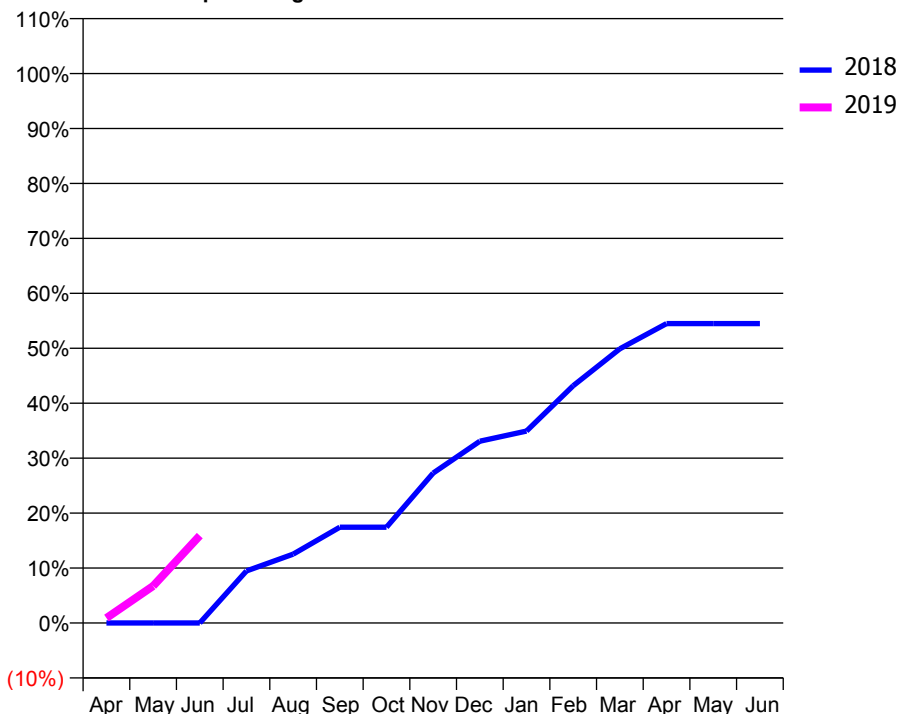
ACCESS*

Patients seen in 24 months	Total	Change since previous quarter
Quarter ending June 2017	63	
Quarter ending September 2017	57	↓
Quarter ending December 2017	51	↓
Quarter ending March 2018	63	↑
Quarter ending June 2018	59	↓
Variance since June 2017	(6.3%)	↓



ACTIVITY

Cumulative percentage of contracted UDA delivered 2018 & 2019



Adjusted Scheduled Activity (UDA)

Month	2018	2019
April	0	3
May	0	22
June	0	52
July	31	
August	41	
September	57	
October	57	
November	89	
December	108	
January	114	
February	141	
March	163	
April	178	
May	178	
June	178	

QUALITY

	Quantity	Base Number	Contract	AT	Region	England
% of FP17s for the same patient ID Re-attending within 3 months - Children	0	0	N/A	9.8%	11.5%	11.5%
% of FP17s for the same patient ID Re-attending within 3 months - Adults	0	23	0.0%	15.4%	16.6%	15.4%
% of FP17s for the same patient ID Re-attending between 3 & 9 months - Children	0	0	N/A	49.2%	48.8%	58.9%
% of FP17s for the same patient ID Re-attending between 3 & 9 months - Adults	1	23	4.3%	39.1%	39.3%	51.6%
% of FP17s for Band 1 Urgent Courses	0	18	0.0%	10.0%	10.6%	8.9%
% of FP17s Relating to Free Repair or Replacements	0	18	0.0%	0.6%	0.5%	0.8%
% of FP17s Relating to Continuations	0	18	0.0%	0.9%	0.7%	0.9%
% of Patients satisfied with the dentistry they have received	0	0	N/A	91.6%	90.4%	93.2%
% of Patients satisfied with the time they had to wait for an appointment	0	0	N/A	88.0%	85.3%	88.8%

* This is based on patients treated on this contract for their most recent course of treatment. Figures in italics indicate the base number of FP17s or Patient Questionnaire responses are less than 100. N/A is shown where the base number of responses is less than 10 during the period. % is calculated as Quantity/Base number*100

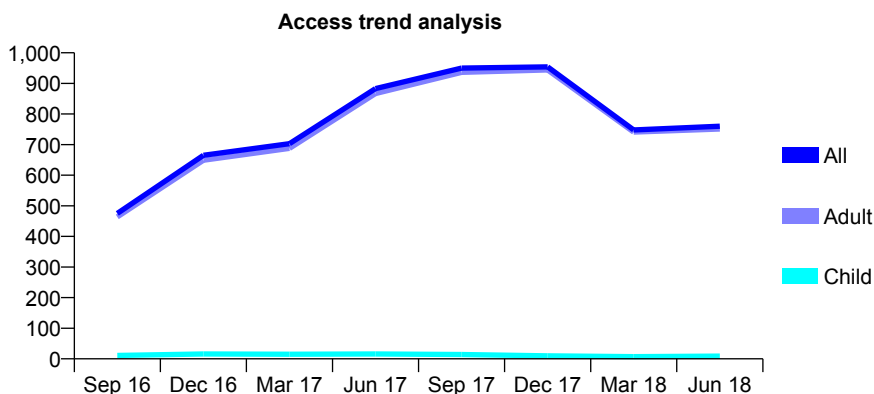
Q63 - Vital Signs At a Glance Contract Report for 122300/0005 - June 2018

Name or company name	Splendent Care Ltd
Contract type name	PDS Contract
Purpose of contract	General
Contract start date	01/09/2010
Contract end date	30/06/2018

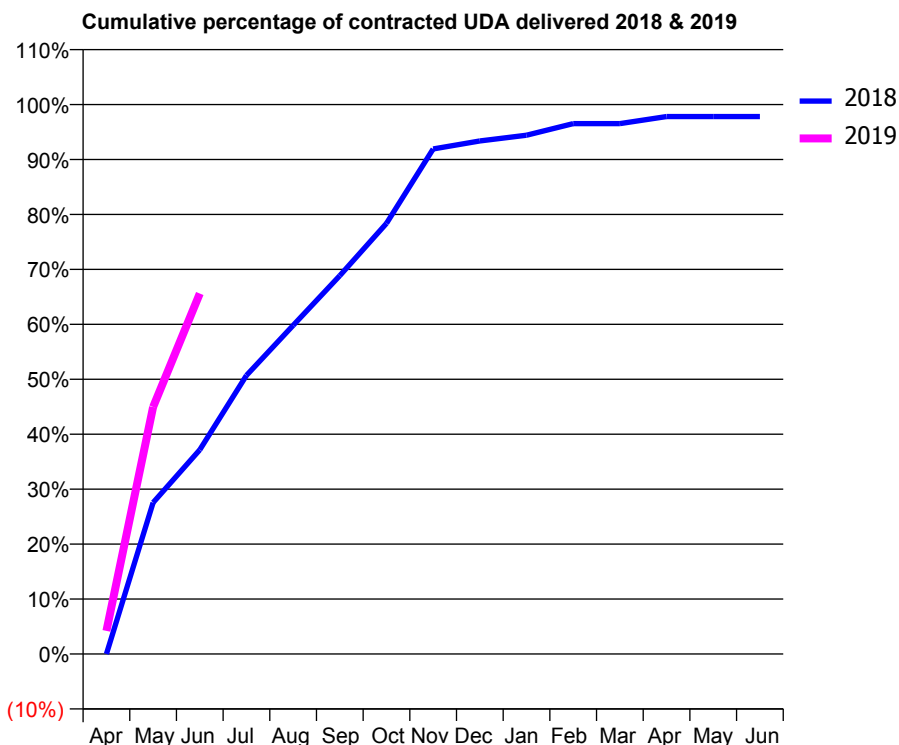
18/19 Contracted general activity (UDA)	500
Carry forward general activity (UDA)	0
18/19 Contracted orthodontic activity (UOA)	0
Carry forward orthodontic activity (UOA)	0
Baseline contract value	£24,341.62

ACCESS*

Patients seen in 24 months	Total	Change since previous quarter
Quarter ending June 2017	883	
Quarter ending September 2017	950	↑
Quarter ending December 2017	954	→
Quarter ending March 2018	748	↓
Quarter ending June 2018	760	→
Variance since June 2017	(13.9%)	↓



ACTIVITY



Month	Adjusted Scheduled Activity (UDA)	
	2018	2019
April	0	21
May	551	225
June	743	328
July	1,014	
August	1,196	
September	1,377	
October	1,567	
November	1,838	
December	1,867	
January	1,888	
February	1,930	
March	1,930	
April	1,956	
May	1,956	
June	1,956	

QUALITY

	Quantity	Base Number	Contract	AT	Region	England
% of FP17s for the same patient ID Re-attending within 3 months - Children	0	4	0.0%	9.8%	11.5%	11.5%
% of FP17s for the same patient ID Re-attending within 3 months - Adults	2	119	1.7%	15.4%	16.6%	15.4%
% of FP17s for the same patient ID Re-attending between 3 & 9 months - Children	0	4	0.0%	49.2%	48.8%	58.9%
% of FP17s for the same patient ID Re-attending between 3 & 9 months - Adults	1	119	0.8%	39.1%	39.3%	51.6%
% of FP17s for Band 1 Urgent Courses	5	113	4.4%	10.0%	10.6%	8.9%
% of FP17s Relating to Free Repair or Replacements	0	113	0.0%	0.6%	0.5%	0.8%
% of FP17s Relating to Continuations	0	113	0.0%	0.9%	0.7%	0.9%
% of Patients satisfied with the dentistry they have received	0	0	N/A	91.6%	90.4%	93.2%
% of Patients satisfied with the time they had to wait for an appointment	0	0	N/A	88.0%	85.3%	88.8%

* This is based on patients treated on this contract for their most recent course of treatment. Figures in italics indicate the base number of FP17s or Patient Questionnaire responses are less than 100. N/A is shown where the base number of responses is less than 10 during the period. % is calculated as Quantity/Base number*100

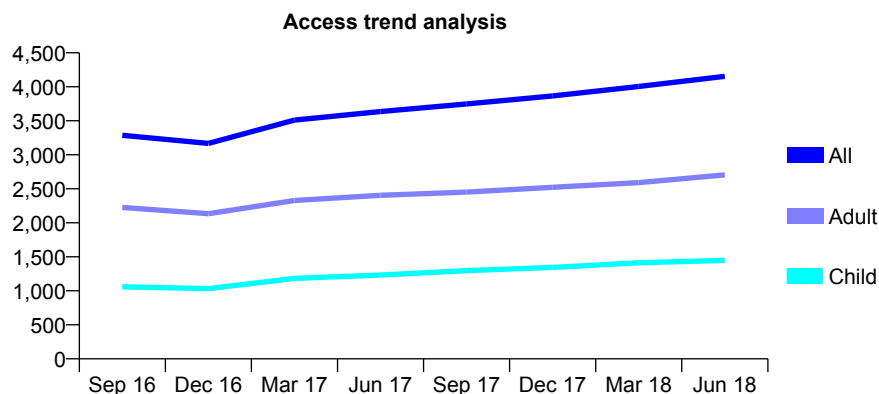
Q63 - Vital Signs At a Glance Contract Report for 122564/0001 - June 2018

Name or company name	Westbury Dental Care
Contract type name	GDS Contract
Purpose of contract	General
Contract start date	01/11/2013
Contract end date	

18/19 Contracted general activity (UDA)	10,000
Carry forward general activity (UDA)	0
18/19 Contracted orthodontic activity (UOA)	0
Carry forward orthodontic activity (UOA)	0
Baseline contract value	£292,217.57

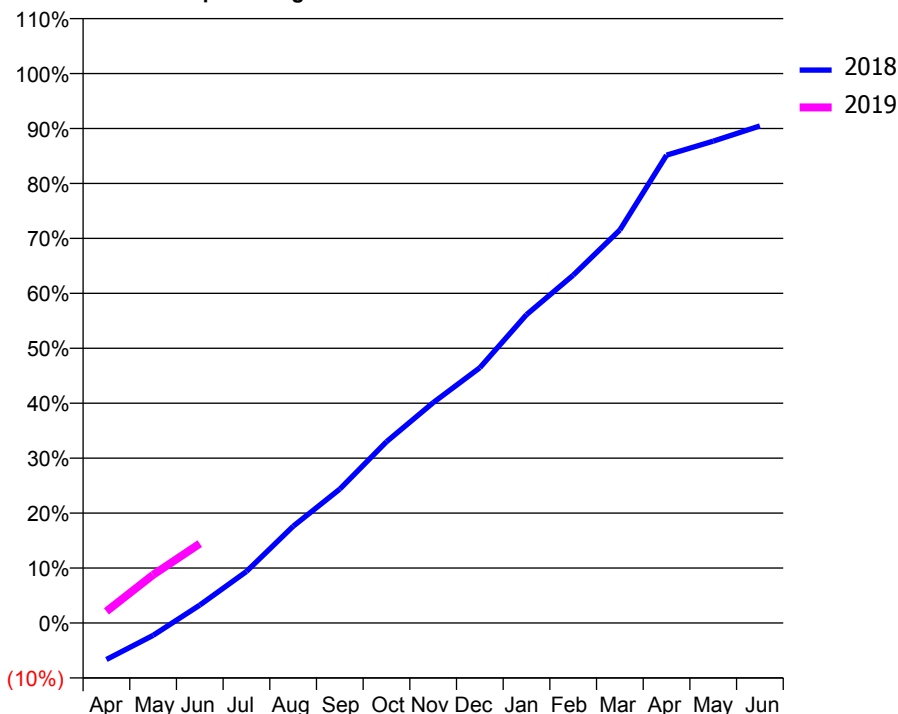
ACCESS*

Patients seen in 24 months	Total	Change since previous quarter
Quarter ending June 2017	3,636	
Quarter ending September 2017	3,749	↑
Quarter ending December 2017	3,866	↑
Quarter ending March 2018	4,004	↑
Quarter ending June 2018	4,153	↑
Variance since June 2017	14.2%	↑



ACTIVITY

Cumulative percentage of contracted UDA delivered 2018 & 2019



Month	Adjusted Scheduled Activity (UDA)	
	2018	2019
April	-667	213
May	-226	878
June	327	1,445
July	938	
August	1,761	
September	2,437	
October	3,300	
November	4,010	
December	4,645	
January	5,611	
February	6,331	
March	7,154	
April	8,514	
May	8,768	
June	9,045	

QUALITY

	Quantity	Base Number	Contract	AT	Region	England
% of FP17s for the same patient ID Re-attending within 3 months - Children	95	703	13.5%	9.8%	11.5%	11.5%
% of FP17s for the same patient ID Re-attending within 3 months - Adults	202	902	22.4%	15.4%	16.6%	15.4%
% of FP17s for the same patient ID Re-attending between 3 & 9 months - Children	352	703	50.1%	49.2%	48.8%	58.9%
% of FP17s for the same patient ID Re-attending between 3 & 9 months - Adults	250	902	27.7%	39.1%	39.3%	51.6%
% of FP17s for Band 1 Urgent Courses	107	751	14.2%	10.0%	10.6%	8.9%
% of FP17s Relating to Free Repair or Replacements	7	751	0.9%	0.6%	0.5%	0.8%
% of FP17s Relating to Continuations	2	751	0.3%	0.9%	0.7%	0.9%
% of Patients satisfied with the dentistry they have received	2	3	N/A	91.6%	90.4%	93.2%
% of Patients satisfied with the time they had to wait for an appointment	2	3	N/A	88.0%	85.3%	88.8%

* This is based on patients treated on this contract for their most recent course of treatment. Figures in italics indicate the base number of FP17s or Patient Questionnaire responses are less than 100. N/A is shown where the base number of responses is less than 10 during the period. % is calculated as Quantity/Base number*100

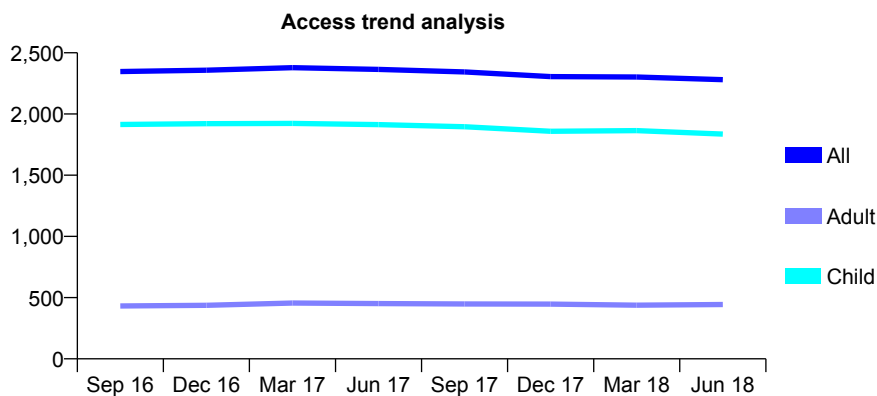
Q63 - Vital Signs At a Glance Contract Report for 123226/0001 - June 2018

Name or company name	Anand Dinker Patel
Contract type name	GDS Contract
Purpose of contract	General
Contract start date	01/09/2014
Contract end date	

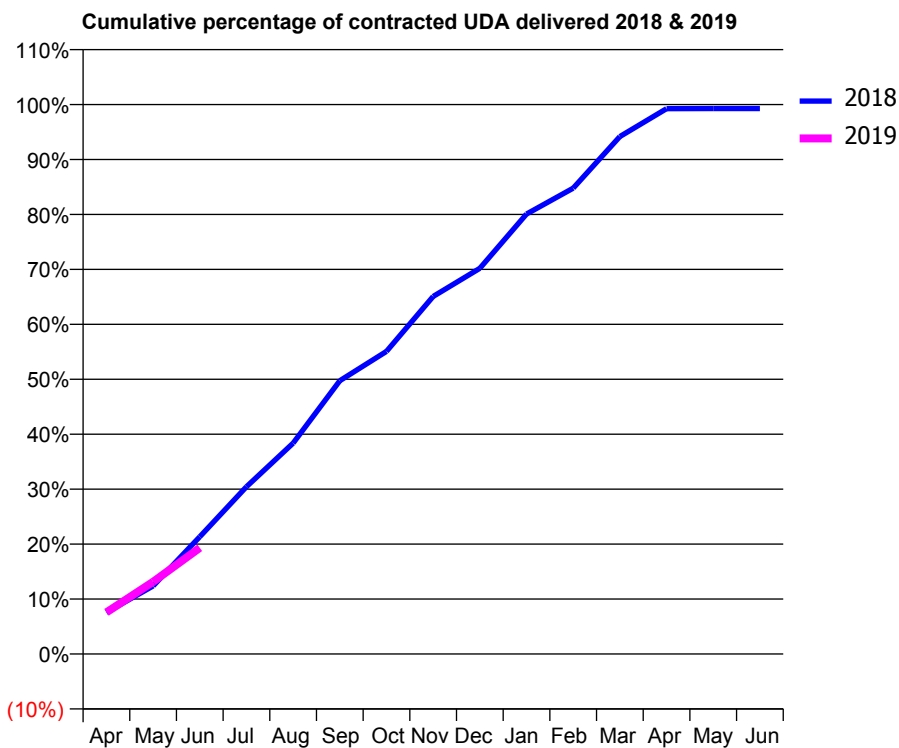
18/19 Contracted general activity (UDA)	4,200
Carry forward general activity (UDA)	0
18/19 Contracted orthodontic activity (UOA)	0
Carry forward orthodontic activity (UOA)	0
Baseline contract value	£93,225.01

ACCESS*

Patients seen in 24 months	Total	Change since previous quarter
Quarter ending June 2017	2,364	
Quarter ending September 2017	2,344	→
Quarter ending December 2017	2,306	↓
Quarter ending March 2018	2,302	→
Quarter ending June 2018	2,280	→
Variance since June 2017	(3.6%)	↓



ACTIVITY



Adjusted Scheduled Activity (UDA)		
Month	2018	2019
April	317	318
May	520	551
June	896	812
July	1,279	
August	1,612	
September	2,089	
October	2,313	
November	2,733	
December	2,948	
January	3,363	
February	3,561	
March	3,955	
April	4,168	
May	4,169	
June	4,169	

QUALITY

	Quantity	Base Number	Contract	AT	Region	England
% of FP17s for the same patient ID Re-attending within 3 months - Children	42	601	7.0%	9.8%	11.5%	11.5%
% of FP17s for the same patient ID Re-attending within 3 months - Adults	3	76	3.9%	15.4%	16.6%	15.4%
% of FP17s for the same patient ID Re-attending between 3 & 9 months - Children	374	601	62.2%	49.2%	48.8%	58.9%
% of FP17s for the same patient ID Re-attending between 3 & 9 months - Adults	33	76	43.4%	39.1%	39.3%	51.6%
% of FP17s for Band 1 Urgent Courses	30	558	5.4%	10.0%	10.6%	8.9%
% of FP17s Relating to Free Repair or Replacements	0	558	0.0%	0.6%	0.5%	0.8%
% of FP17s Relating to Continuations	0	558	0.0%	0.9%	0.7%	0.9%
% of Patients satisfied with the dentistry they have received	3	3	N/A	91.6%	90.4%	93.2%
% of Patients satisfied with the time they had to wait for an appointment	3	3	N/A	88.0%	85.3%	88.8%

* This is based on patients treated on this contract for their most recent course of treatment. Figures in italics indicate the base number of FP17s or Patient Questionnaire responses are less than 100. N/A is shown where the base number of responses is less than 10 during the period. % is calculated as Quantity/Base number*100

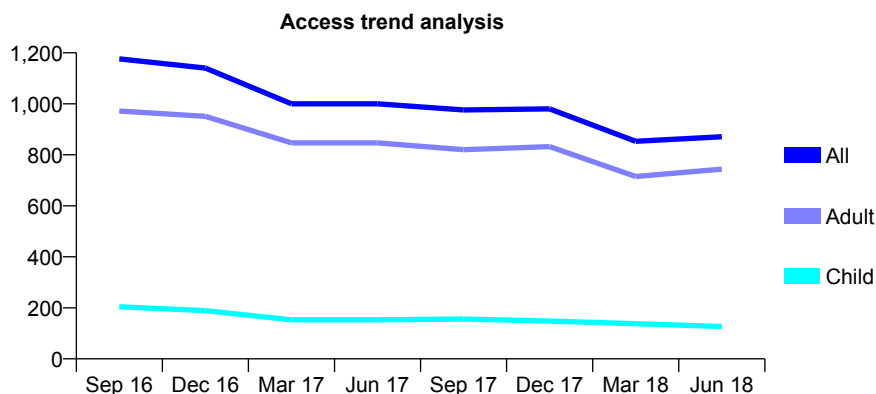
Q63 - Vital Signs At a Glance Contract Report for 124656/0001 - June 2018

Name or company name	Bhageerutty Smiles Ltd
Contract type name	GDS Contract
Purpose of contract	General
Contract start date	01/04/2009
Contract end date	

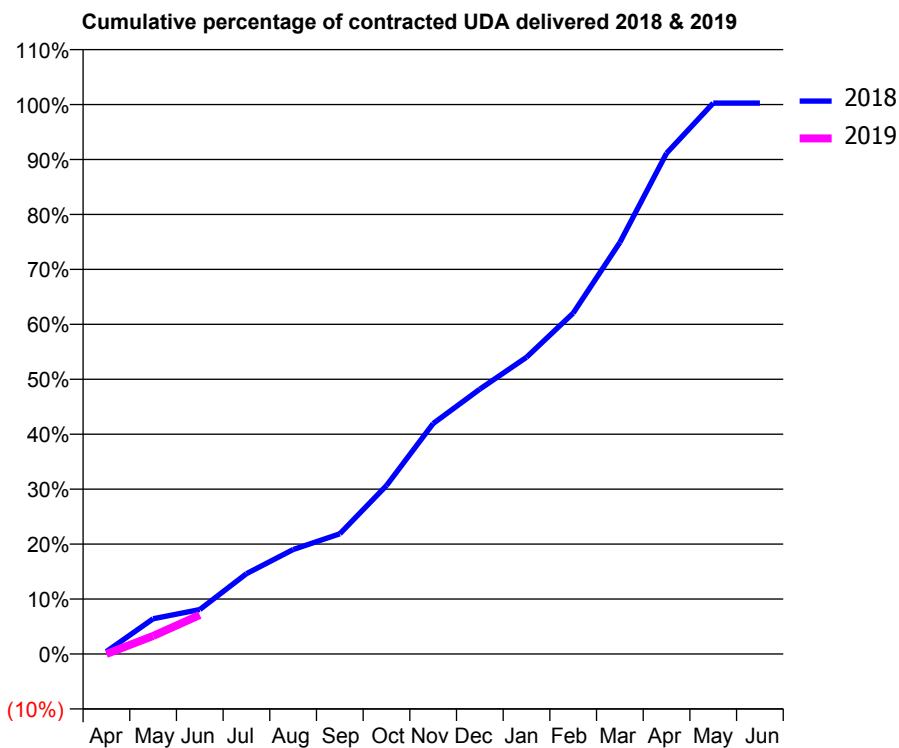
18/19 Contracted general activity (UDA)	7,265
Carry forward general activity (UDA)	0
18/19 Contracted orthodontic activity (UOA)	0
Carry forward orthodontic activity (UOA)	0
Baseline contract value	£236,992.12

ACCESS*

Patients seen in 24 months	Total	Change since previous quarter
Quarter ending June 2017	1,000	
Quarter ending September 2017	976	↓
Quarter ending December 2017	980	→
Quarter ending March 2018	853	↓
Quarter ending June 2018	871	↑
Variance since June 2017	(12.9%)	↓



ACTIVITY



Month	Adjusted Scheduled Activity (UDA)	
	2018	2019
April	32	0
May	467	239
June	587	516
July	1,062	
August	1,381	
September	1,590	
October	2,228	
November	3,047	
December	3,502	
January	3,923	
February	4,507	
March	5,441	
April	6,622	
May	7,283	
June	7,283	

QUALITY

	Quantity	Base Number	Contract	AT	Region	England
% of FP17s for the same patient ID Re-attending within 3 months - Children	0	13	0.0%	9.8%	11.5%	11.5%
% of FP17s for the same patient ID Re-attending within 3 months - Adults	129	285	45.3%	15.4%	16.6%	15.4%
% of FP17s for the same patient ID Re-attending between 3 & 9 months - Children	6	13	46.2%	49.2%	48.8%	58.9%
% of FP17s for the same patient ID Re-attending between 3 & 9 months - Adults	29	285	10.2%	39.1%	39.3%	51.6%
% of FP17s for Band 1 Urgent Courses	9	84	10.7%	10.0%	10.6%	8.9%
% of FP17s Relating to Free Repair or Replacements	0	84	0.0%	0.6%	0.5%	0.8%
% of FP17s Relating to Continuations	0	84	0.0%	0.9%	0.7%	0.9%
% of Patients satisfied with the dentistry they have received	0	0	N/A	91.6%	90.4%	93.2%
% of Patients satisfied with the time they had to wait for an appointment	0	0	N/A	88.0%	85.3%	88.8%

* This is based on patients treated on this contract for their most recent course of treatment. Figures in italics indicate the base number of FP17s or Patient Questionnaire responses are less than 100. N/A is shown where the base number of responses is less than 10 during the period. % is calculated as Quantity/Base number*100

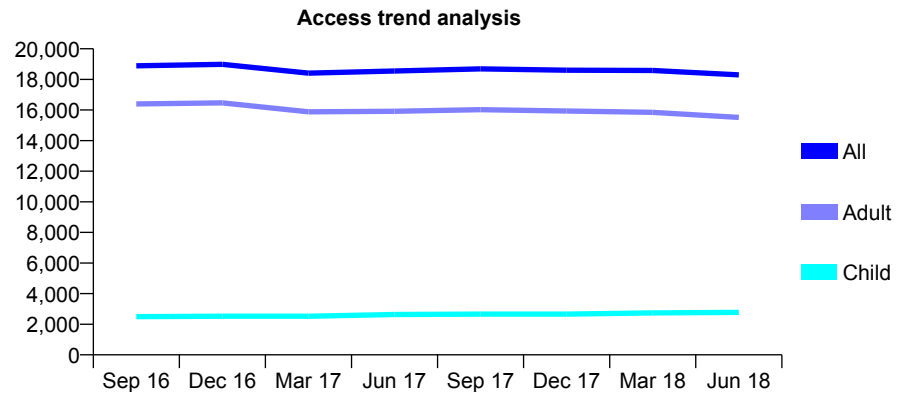
Q63 - Vital Signs At a Glance Contract Report for 124796/0001 - June 2018

Name or company name	Progenics Ltd
Contract type name	GDS Contract
Purpose of contract	General
Contract start date	01/11/2009
Contract end date	

18/19 Contracted general activity (UDA)	41,300
Carry forward general activity (UDA)	0
18/19 Contracted orthodontic activity (UOA)	0
Carry forward orthodontic activity (UOA)	0
Baseline contract value	£1,206,588.89

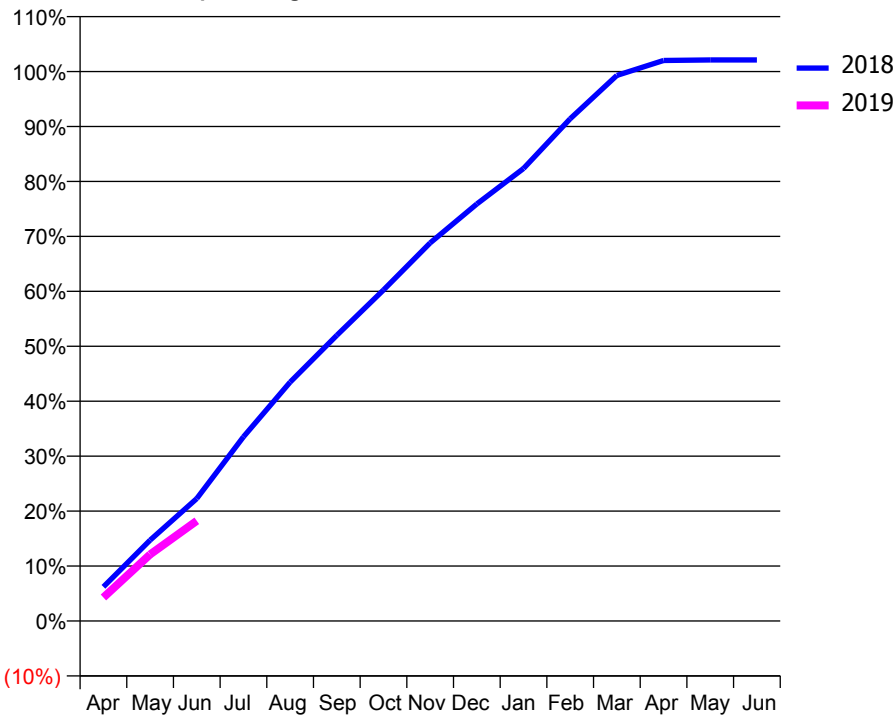
ACCESS*

Patients seen in 24 months	Total	Change since previous quarter
Quarter ending June 2017	18,552	
Quarter ending September 2017	18,690	→
Quarter ending December 2017	18,601	→
Quarter ending March 2018	18,583	→
Quarter ending June 2018	18,294	↓
Variance since June 2017	(1.4%)	↓



ACTIVITY

Cumulative percentage of contracted UDA delivered 2018 & 2019



Month	Adjusted Scheduled Activity (UDA)	
	2018	2019
April	2,569	1,772
May	6,081	5,008
June	9,210	7,532
July	13,844	
August	17,956	
September	21,470	
October	24,883	
November	28,416	
December	31,345	
January	34,012	
February	37,749	
March	41,004	
April	42,125	
May	42,164	
June	42,164	

QUALITY

	Quantity	Base Number	Contract	AT	Region	England
% of FP17s for the same patient ID Re-attending within 3 months - Children	30	798	3.8%	9.8%	11.5%	11.5%
% of FP17s for the same patient ID Re-attending within 3 months - Adults	269	3,271	8.2%	15.4%	16.6%	15.4%
% of FP17s for the same patient ID Re-attending between 3 & 9 months - Children	403	798	50.5%	49.2%	48.8%	58.9%
% of FP17s for the same patient ID Re-attending between 3 & 9 months - Adults	1,139	3,271	34.8%	39.1%	39.3%	51.6%
% of FP17s for Band 1 Urgent Courses	471	3,470	13.6%	10.0%	10.6%	8.9%
% of FP17s Relating to Free Repair or Replacements	18	3,470	0.5%	0.6%	0.5%	0.8%
% of FP17s Relating to Continuations	7	3,470	0.2%	0.9%	0.7%	0.9%
% of Patients satisfied with the dentistry they have received	11	13	84.6%	91.6%	90.4%	93.2%
% of Patients satisfied with the time they had to wait for an appointment	12	13	92.3%	88.0%	85.3%	88.8%

* This is based on patients treated on this contract for their most recent course of treatment. Figures in italics indicate the base number of FP17s or Patient Questionnaire responses are less than 100. N/A is shown where the base number of responses is less than 10 during the period. % is calculated as Quantity/Base number*100

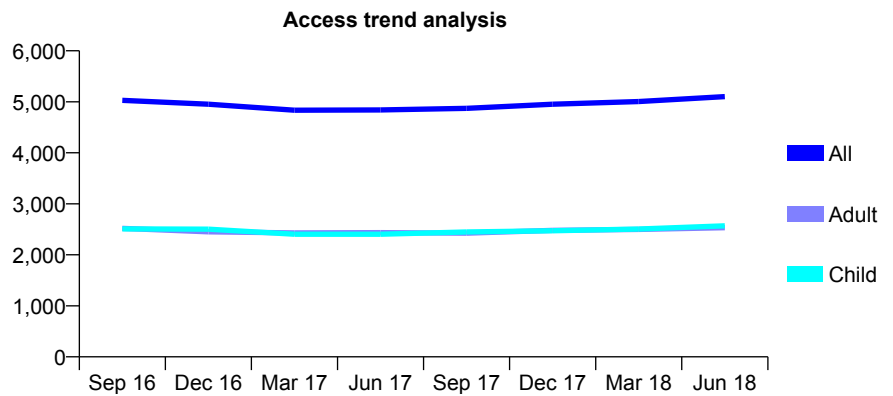
Q63 - Vital Signs At a Glance Contract Report for 124869/0001 - June 2018

Name or company name	M.K. Vasant & Associates
Contract type name	GDS Contract
Purpose of contract	General
Contract start date	01/04/2006
Contract end date	

18/19 Contracted general activity (UDA)	12,500
Carry forward general activity (UDA)	0
18/19 Contracted orthodontic activity (UOA)	0
Carry forward orthodontic activity (UOA)	0
Baseline contract value	£311,240.37

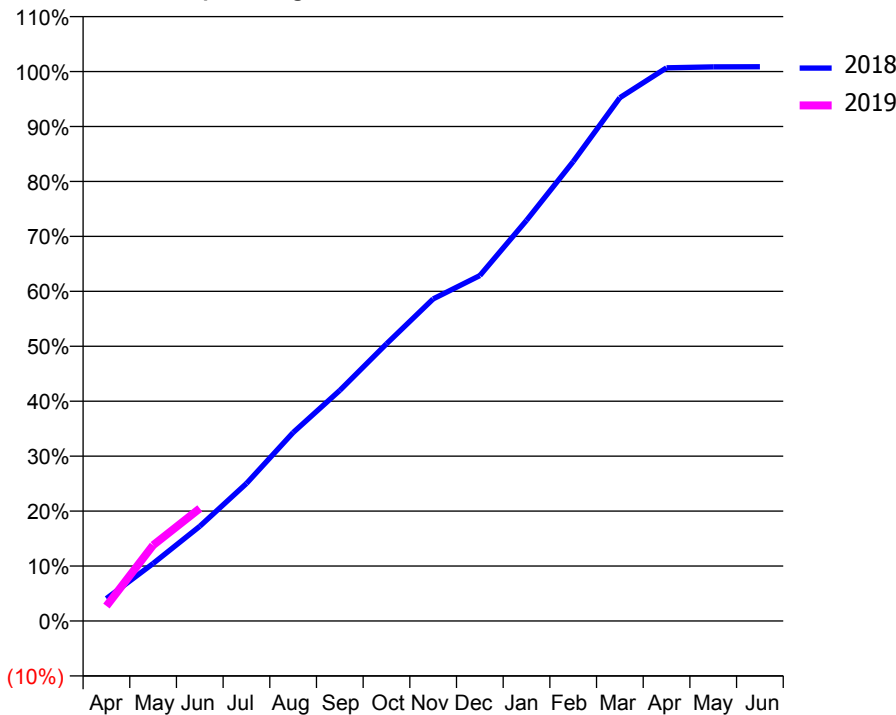
ACCESS*

Patients seen in 24 months	Total	Change since previous quarter
Quarter ending June 2017	4,840	
Quarter ending September 2017	4,873	→
Quarter ending December 2017	4,952	→
Quarter ending March 2018	5,005	→
Quarter ending June 2018	5,101	→
Variance since June 2017	5.4%	↑



ACTIVITY

Cumulative percentage of contracted UDA delivered 2018 & 2019



Adjusted Scheduled Activity (UDA)		
Month	2018	2019
April	511	342
May	1,309	1,726
June	2,156	2,560
July	3,128	
August	4,286	
September	5,245	
October	6,304	
November	7,326	
December	7,858	
January	9,115	
February	10,450	
March	11,904	
April	12,585	
May	12,605	
June	12,609	

QUALITY

	Quantity	Base Number	Contract	AT	Region	England
% of FP17s for the same patient ID Re-attending within 3 months - Children	79	848	9.3%	9.8%	11.5%	11.5%
% of FP17s for the same patient ID Re-attending within 3 months - Adults	152	723	21.0%	15.4%	16.6%	15.4%
% of FP17s for the same patient ID Re-attending between 3 & 9 months - Children	366	848	43.2%	49.2%	48.8%	58.9%
% of FP17s for the same patient ID Re-attending between 3 & 9 months - Adults	220	723	30.4%	39.1%	39.3%	51.6%
% of FP17s for Band 1 Urgent Courses	92	1,132	8.1%	10.0%	10.6%	8.9%
% of FP17s Relating to Free Repair or Replacements	3	1,132	0.3%	0.6%	0.5%	0.8%
% of FP17s Relating to Continuations	1	1,132	0.1%	0.9%	0.7%	0.9%
% of Patients satisfied with the dentistry they have received	0	1	N/A	91.6%	90.4%	93.2%
% of Patients satisfied with the time they had to wait for an appointment	0	1	N/A	88.0%	85.3%	88.8%

* This is based on patients treated on this contract for their most recent course of treatment. Figures in italics indicate the base number of FP17s or Patient Questionnaire responses are less than 100. N/A is shown where the base number of responses is less than 10 during the period. % is calculated as Quantity/Base number*100

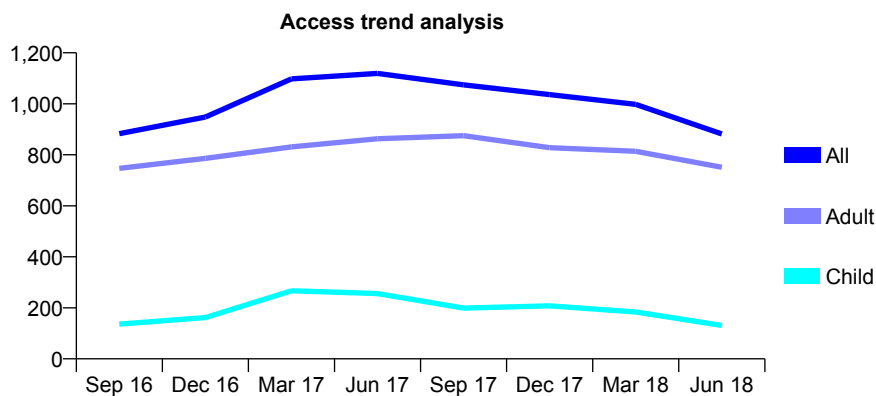
Q63 - Vital Signs At a Glance Contract Report for 124869/0002 - June 2018

Name or company name	M.K. Vasant & Associates
Contract type name	GDS Contract
Purpose of contract	General
Contract start date	01/04/2006
Contract end date	

18/19 Contracted general activity (UDA)	2,831
Carry forward general activity (UDA)	0
18/19 Contracted orthodontic activity (UOA)	0
Carry forward orthodontic activity (UOA)	0
Baseline contract value	£76,633.88

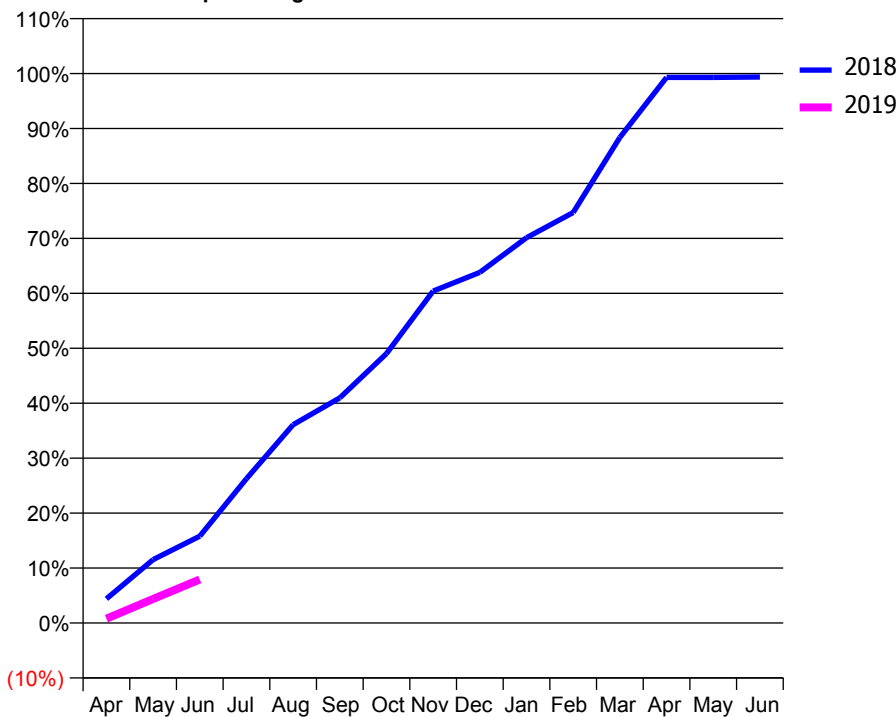
ACCESS*

Patients seen in 24 months	Total	Change since previous quarter
Quarter ending June 2017	1,119	
Quarter ending September 2017	1,074	↓
Quarter ending December 2017	1,036	↓
Quarter ending March 2018	998	↓
Quarter ending June 2018	882	↓
Variance since June 2017	(21.2%)	↓



ACTIVITY

Cumulative percentage of contracted UDA delivered 2018 & 2019



Adjusted Scheduled Activity (UDA)

Month	2018	2019
April	125	22
May	327	124
June	447	224
July	744	
August	1,022	
September	1,160	
October	1,388	
November	1,710	
December	1,806	
January	1,985	
February	2,115	
March	2,502	
April	2,811	
May	2,811	
June	2,813	

QUALITY

	Quantity	Base Number	Contract	AT	Region	England
% of FP17s for the same patient ID Re-attending within 3 months - Children	0	31	0.0%	9.8%	11.5%	11.5%
% of FP17s for the same patient ID Re-attending within 3 months - Adults	8	144	5.6%	15.4%	16.6%	15.4%
% of FP17s for the same patient ID Re-attending between 3 & 9 months - Children	2	31	6.5%	49.2%	48.8%	58.9%
% of FP17s for the same patient ID Re-attending between 3 & 9 months - Adults	43	144	29.9%	39.1%	39.3%	51.6%
% of FP17s for Band 1 Urgent Courses	6	91	6.6%	10.0%	10.6%	8.9%
% of FP17s Relating to Free Repair or Replacements	1	91	1.1%	0.6%	0.5%	0.8%
% of FP17s Relating to Continuations	2	91	2.2%	0.9%	0.7%	0.9%
% of Patients satisfied with the dentistry they have received	0	0	N/A	91.6%	90.4%	93.2%
% of Patients satisfied with the time they had to wait for an appointment	0	0	N/A	88.0%	85.3%	88.8%

* This is based on patients treated on this contract for their most recent course of treatment. Figures in italics indicate the base number of FP17s or Patient Questionnaire responses are less than 100. N/A is shown where the base number of responses is less than 10 during the period. % is calculated as Quantity/Base number*100

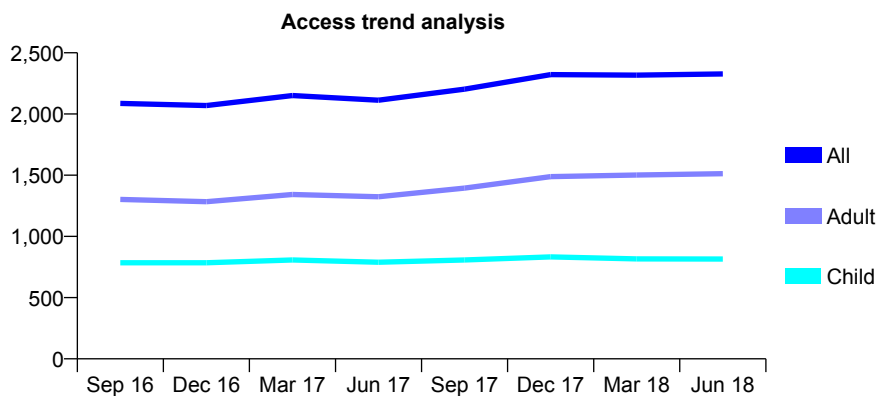
Q63 - Vital Signs At a Glance Contract Report for 124966/0001 - June 2018

Name or company name	Malden Dental Care
Contract type name	GDS Contract
Purpose of contract	General
Contract start date	01/06/2010
Contract end date	

18/19 Contracted general activity (UDA)	5,300
Carry forward general activity (UDA)	0
18/19 Contracted orthodontic activity (UOA)	0
Carry forward orthodontic activity (UOA)	0
Baseline contract value	£148,566.25

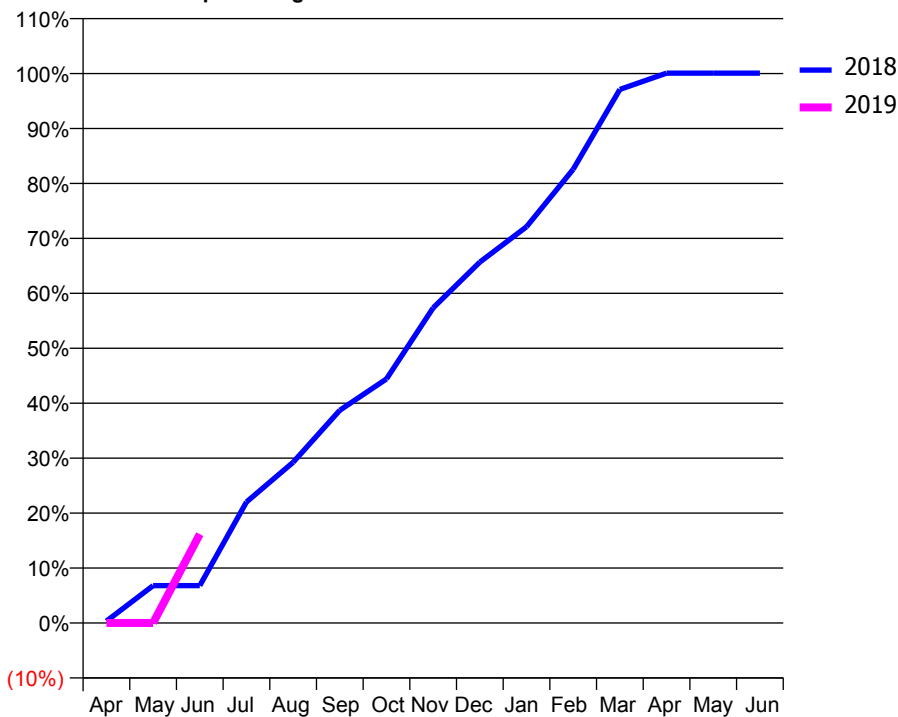
ACCESS*

Patients seen in 24 months	Total	Change since previous quarter
Quarter ending June 2017	2,113	
Quarter ending September 2017	2,203	↑
Quarter ending December 2017	2,322	↑
Quarter ending March 2018	2,318	→
Quarter ending June 2018	2,327	→
Variance since June 2017	10.1%	↑



ACTIVITY

Cumulative percentage of contracted UDA delivered 2018 & 2019



Adjusted Scheduled Activity (UDA)

Month	2018	2019
April	19	0
May	361	0
June	361	858
July	1,167	
August	1,550	
September	2,052	
October	2,354	
November	3,040	
December	3,481	
January	3,821	
February	4,377	
March	5,147	
April	5,303	
May	5,303	
June	5,303	

QUALITY

	Quantity	Base Number	Contract	AT	Region	England
% of FP17s for the same patient ID Re-attending within 3 months - Children	8	178	4.5%	9.8%	11.5%	11.5%
% of FP17s for the same patient ID Re-attending within 3 months - Adults	35	295	11.9%	15.4%	16.6%	15.4%
% of FP17s for the same patient ID Re-attending between 3 & 9 months - Children	70	178	39.3%	49.2%	48.8%	58.9%
% of FP17s for the same patient ID Re-attending between 3 & 9 months - Adults	116	295	39.3%	39.1%	39.3%	51.6%
% of FP17s for Band 1 Urgent Courses	39	409	9.5%	10.0%	10.6%	8.9%
% of FP17s Relating to Free Repair or Replacements	3	409	0.7%	0.6%	0.5%	0.8%
% of FP17s Relating to Continuations	1	409	0.2%	0.9%	0.7%	0.9%
% of Patients satisfied with the dentistry they have received	2	2	N/A	91.6%	90.4%	93.2%
% of Patients satisfied with the time they had to wait for an appointment	2	2	N/A	88.0%	85.3%	88.8%

* This is based on patients treated on this contract for their most recent course of treatment. Figures in italics indicate the base number of FP17s or Patient Questionnaire responses are less than 100. N/A is shown where the base number of responses is less than 10 during the period. % is calculated as Quantity/Base number*100

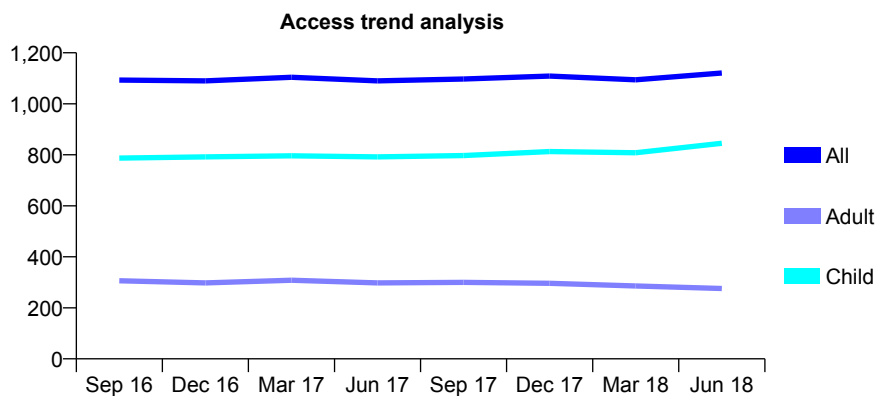
Q63 - Vital Signs At a Glance Contract Report for 125180/0001 - June 2018

Name or company name	Haynes Dental Ltd
Contract type name	GDS Contract
Purpose of contract	General
Contract start date	01/04/2012
Contract end date	

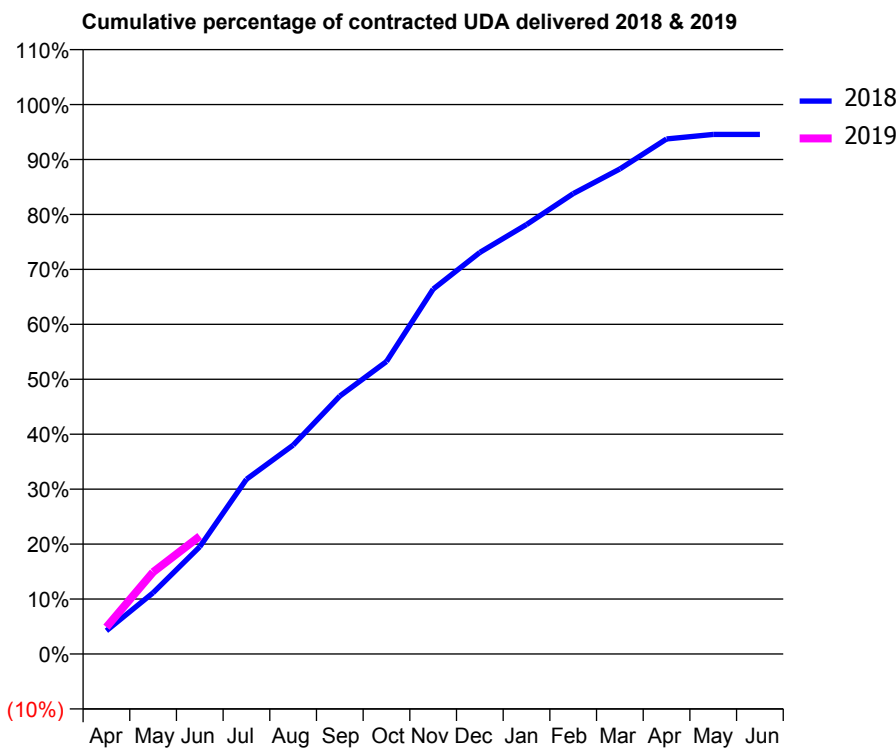
18/19 Contracted general activity (UDA)	2,430
Carry forward general activity (UDA)	0
18/19 Contracted orthodontic activity (UOA)	0
Carry forward orthodontic activity (UOA)	0
Baseline contract value	£58,173.12

ACCESS*

Patients seen in 24 months	Total	Change since previous quarter
Quarter ending June 2017	1,090	
Quarter ending September 2017	1,097	→
Quarter ending December 2017	1,109	→
Quarter ending March 2018	1,094	↓
Quarter ending June 2018	1,121	↑
Variance since June 2017	2.8%	↑



ACTIVITY



Adjusted Scheduled Activity (UDA)		
Month	2018	2019
April	103	119
May	271	363
June	475	521
July	773	
August	924	
September	1,141	
October	1,293	
November	1,614	
December	1,776	
January	1,899	
February	2,036	
March	2,145	
April	2,278	
May	2,298	
June	2,298	

QUALITY

	Quantity	Base Number	Contract	AT	Region	England
% of FP17s for the same patient ID Re-attending within 3 months - Children	23	331	6.9%	9.8%	11.5%	11.5%
% of FP17s for the same patient ID Re-attending within 3 months - Adults	8	67	11.9%	15.4%	16.6%	15.4%
% of FP17s for the same patient ID Re-attending between 3 & 9 months - Children	158	331	47.7%	49.2%	48.8%	58.9%
% of FP17s for the same patient ID Re-attending between 3 & 9 months - Adults	36	67	53.7%	39.1%	39.3%	51.6%
% of FP17s for Band 1 Urgent Courses	4	318	1.3%	10.0%	10.6%	8.9%
% of FP17s Relating to Free Repair or Replacements	0	318	0.0%	0.6%	0.5%	0.8%
% of FP17s Relating to Continuations	8	318	2.5%	0.9%	0.7%	0.9%
% of Patients satisfied with the dentistry they have received	0	0	N/A	91.6%	90.4%	93.2%
% of Patients satisfied with the time they had to wait for an appointment	0	0	N/A	88.0%	85.3%	88.8%

* This is based on patients treated on this contract for their most recent course of treatment. Figures in italics indicate the base number of FP17s or Patient Questionnaire responses are less than 100. N/A is shown where the base number of responses is less than 10 during the period. % is calculated as Quantity/Base number*100

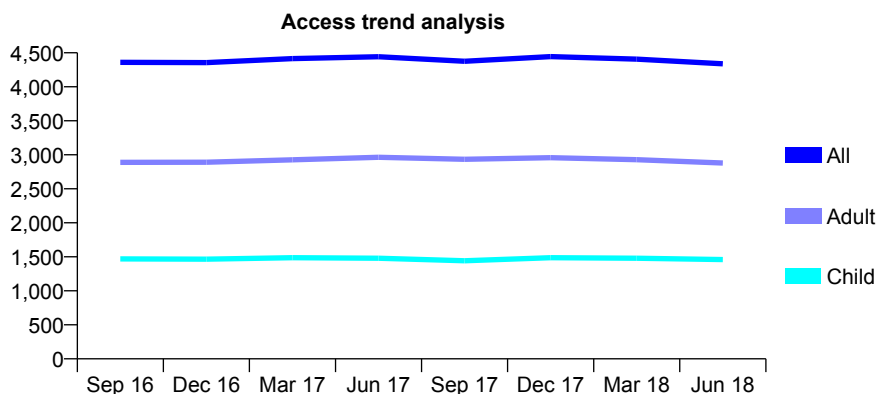
Q63 - Vital Signs At a Glance Contract Report for 125482/0001 - June 2018

Name or company name	Linden Lodge Dental Practice
Contract type name	GDS Contract
Purpose of contract	General
Contract start date	01/04/2010
Contract end date	

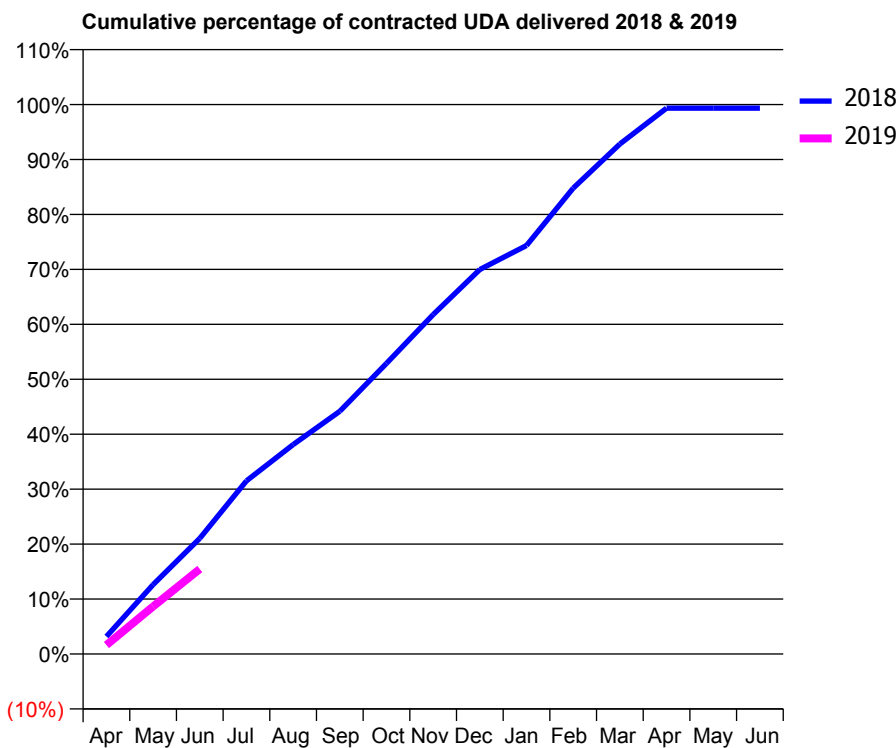
18/19 Contracted general activity (UDA)	13,278
Carry forward general activity (UDA)	0
18/19 Contracted orthodontic activity (UOA)	0
Carry forward orthodontic activity (UOA)	0
Baseline contract value	£367,003.02

ACCESS*

Patients seen in 24 months	Total	Change since previous quarter
Quarter ending June 2017	4,443	
Quarter ending September 2017	4,376	↓
Quarter ending December 2017	4,445	→
Quarter ending March 2018	4,407	→
Quarter ending June 2018	4,339	↓
Variance since June 2017	(2.3%)	↓



ACTIVITY



Month	Adjusted Scheduled Activity (UDA)	
	2018	2019
April	424	219
May	1,677	1,150
June	2,794	2,054
July	4,183	
August	5,060	
September	5,867	
October	7,023	
November	8,203	
December	9,290	
January	9,870	
February	11,258	
March	12,323	
April	13,188	
May	13,189	
June	13,189	

QUALITY

	Quantity	Base Number	Contract	AT	Region	England
% of FP17s for the same patient ID Re-attending within 3 months - Children	17	310	5.5%	9.8%	11.5%	11.5%
% of FP17s for the same patient ID Re-attending within 3 months - Adults	70	577	12.1%	15.4%	16.6%	15.4%
% of FP17s for the same patient ID Re-attending between 3 & 9 months - Children	100	310	32.3%	49.2%	48.8%	58.9%
% of FP17s for the same patient ID Re-attending between 3 & 9 months - Adults	153	577	26.5%	39.1%	39.3%	51.6%
% of FP17s for Band 1 Urgent Courses	73	708	10.3%	10.0%	10.6%	8.9%
% of FP17s Relating to Free Repair or Replacements	2	708	0.3%	0.6%	0.5%	0.8%
% of FP17s Relating to Continuations	0	708	0.0%	0.9%	0.7%	0.9%
% of Patients satisfied with the dentistry they have received	0	0	N/A	91.6%	90.4%	93.2%
% of Patients satisfied with the time they had to wait for an appointment	0	0	N/A	88.0%	85.3%	88.8%

* This is based on patients treated on this contract for their most recent course of treatment. Figures in italics indicate the base number of FP17s or Patient Questionnaire responses are less than 100. N/A is shown where the base number of responses is less than 10 during the period. % is calculated as Quantity/Base number*100

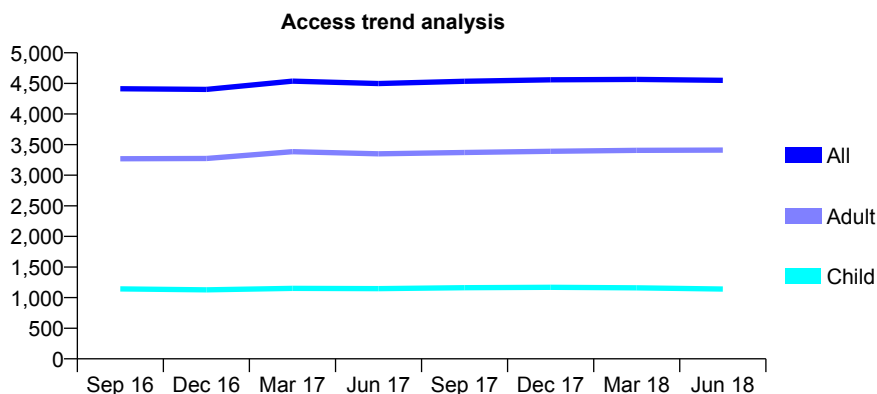
Q63 - Vital Signs At a Glance Contract Report for 125660/0001 - June 2018

Name or company name	Crook Log Dental Liimited
Contract type name	GDS Contract
Purpose of contract	General
Contract start date	01/04/2011
Contract end date	

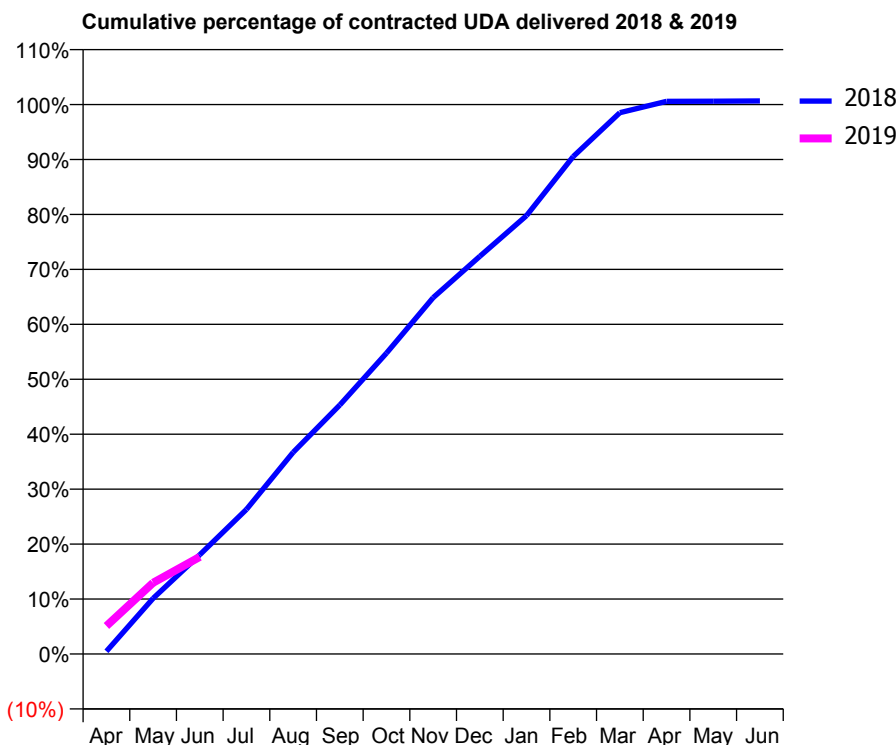
18/19 Contracted general activity (UDA)	11,462
Carry forward general activity (UDA)	0
18/19 Contracted orthodontic activity (UOA)	0
Carry forward orthodontic activity (UOA)	0
Baseline contract value	£325,099.88

ACCESS*

Patients seen in 24 months	Total	Change since previous quarter
Quarter ending June 2017	4,497	
Quarter ending September 2017	4,534	→
Quarter ending December 2017	4,559	→
Quarter ending March 2018	4,566	→
Quarter ending June 2018	4,550	→
Variance since June 2017	1.2%	→



ACTIVITY



Month	Adjusted Scheduled Activity (UDA)	
	2018	2019
April	58	585
May	1,161	1,487
June	2,070	2,026
July	3,016	
August	4,206	
September	5,195	
October	6,278	
November	7,433	
December	8,296	
January	9,144	
February	10,377	
March	11,292	
April	11,527	
May	11,530	
June	11,536	

QUALITY

	Quantity	Base Number	Contract	AT	Region	England
% of FP17s for the same patient ID Re-attending within 3 months - Children	25	389	6.4%	9.8%	11.5%	11.5%
% of FP17s for the same patient ID Re-attending within 3 months - Adults	93	1,092	8.5%	15.4%	16.6%	15.4%
% of FP17s for the same patient ID Re-attending between 3 & 9 months - Children	244	389	62.7%	49.2%	48.8%	58.9%
% of FP17s for the same patient ID Re-attending between 3 & 9 months - Adults	752	1,092	68.9%	39.1%	39.3%	51.6%
% of FP17s for Band 1 Urgent Courses	96	1,136	8.5%	10.0%	10.6%	8.9%
% of FP17s Relating to Free Repair or Replacements	4	1,136	0.4%	0.6%	0.5%	0.8%
% of FP17s Relating to Continuations	0	1,136	0.0%	0.9%	0.7%	0.9%
% of Patients satisfied with the dentistry they have received	5	5	N/A	91.6%	90.4%	93.2%
% of Patients satisfied with the time they had to wait for an appointment	5	5	N/A	88.0%	85.3%	88.8%

* This is based on patients treated on this contract for their most recent course of treatment. Figures in italics indicate the base number of FP17s or Patient Questionnaire responses are less than 100. N/A is shown where the base number of responses is less than 10 during the period. % is calculated as Quantity/Base number*100

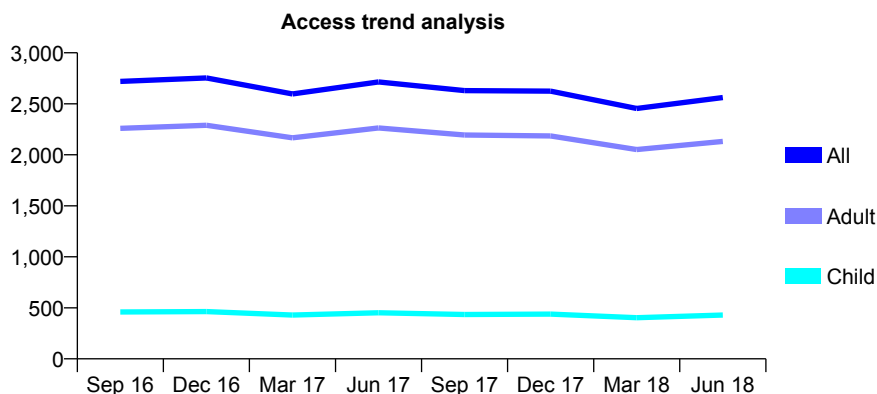
Q63 - Vital Signs At a Glance Contract Report for 125768/0001 - June 2018

Name or company name	Camberdent Ltd
Contract type name	GDS Contract
Purpose of contract	General
Contract start date	02/11/2009
Contract end date	

18/19 Contracted general activity (UDA)	8,500
Carry forward general activity (UDA)	0
18/19 Contracted orthodontic activity (UOA)	0
Carry forward orthodontic activity (UOA)	0
Baseline contract value	£266,913.01

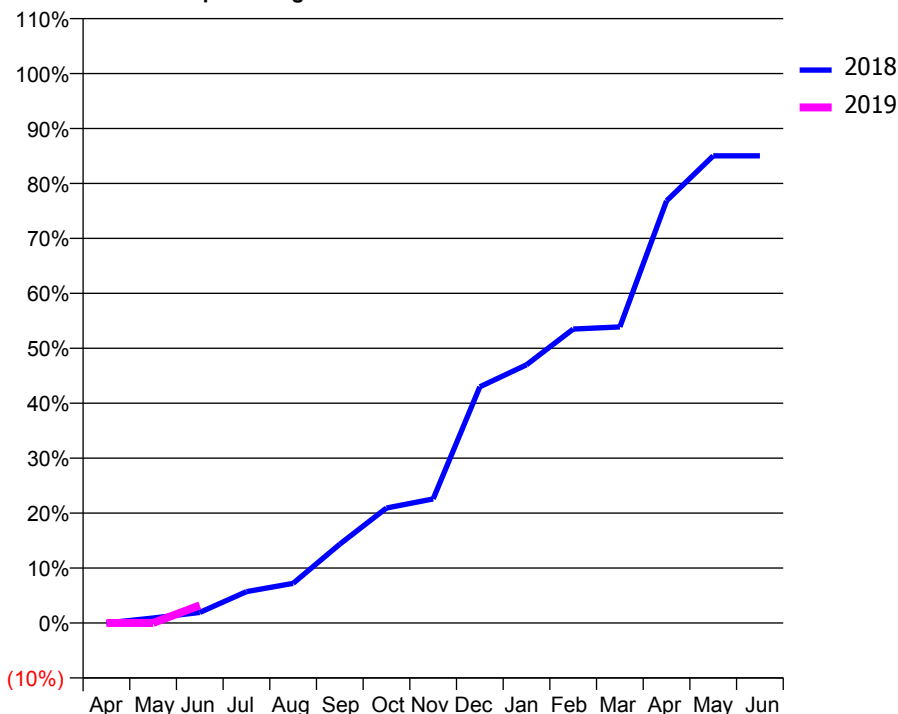
ACCESS*

Patients seen in 24 months	Total	Change since previous quarter
Quarter ending June 2017	2,715	
Quarter ending September 2017	2,629	↓
Quarter ending December 2017	2,624	→
Quarter ending March 2018	2,454	↓
Quarter ending June 2018	2,561	↑
Variance since June 2017	(5.7%)	↓



ACTIVITY

Cumulative percentage of contracted UDA delivered 2018 & 2019



Adjusted Scheduled Activity (UDA)

Month	2018	2019
April	0	0
May	78	0
June	164	274
July	487	
August	614	
September	1,220	
October	1,779	
November	1,919	
December	3,654	
January	3,995	
February	4,547	
March	4,581	
April	6,529	
May	7,227	
June	7,227	

QUALITY

	Quantity	Base Number	Contract	AT	Region	England
% of FP17s for the same patient ID Re-attending within 3 months - Children	2	132	1.5%	9.8%	11.5%	11.5%
% of FP17s for the same patient ID Re-attending within 3 months - Adults	50	659	7.6%	15.4%	16.6%	15.4%
% of FP17s for the same patient ID Re-attending between 3 & 9 months - Children	23	132	17.4%	49.2%	48.8%	58.9%
% of FP17s for the same patient ID Re-attending between 3 & 9 months - Adults	185	659	28.1%	39.1%	39.3%	51.6%
% of FP17s for Band 1 Urgent Courses	0	142	0.0%	10.0%	10.6%	8.9%
% of FP17s Relating to Free Repair or Replacements	0	142	0.0%	0.6%	0.5%	0.8%
% of FP17s Relating to Continuations	0	142	0.0%	0.9%	0.7%	0.9%
% of Patients satisfied with the dentistry they have received	2	2	N/A	91.6%	90.4%	93.2%
% of Patients satisfied with the time they had to wait for an appointment	2	2	N/A	88.0%	85.3%	88.8%

* This is based on patients treated on this contract for their most recent course of treatment. Figures in italics indicate the base number of FP17s or Patient Questionnaire responses are less than 100. N/A is shown where the base number of responses is less than 10 during the period. % is calculated as Quantity/Base number*100

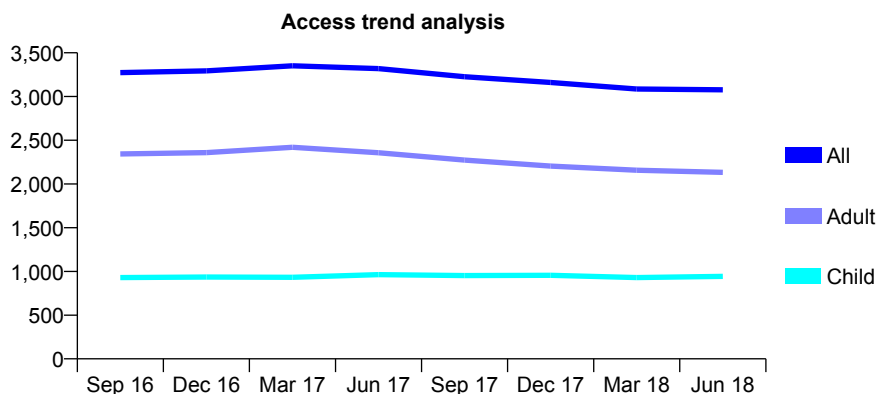
Q63 - Vital Signs At a Glance Contract Report for 125776/0002 - June 2018

Name or company name	Apex Dental Care Ltd
Contract type name	GDS Contract
Purpose of contract	General
Contract start date	01/03/2009
Contract end date	

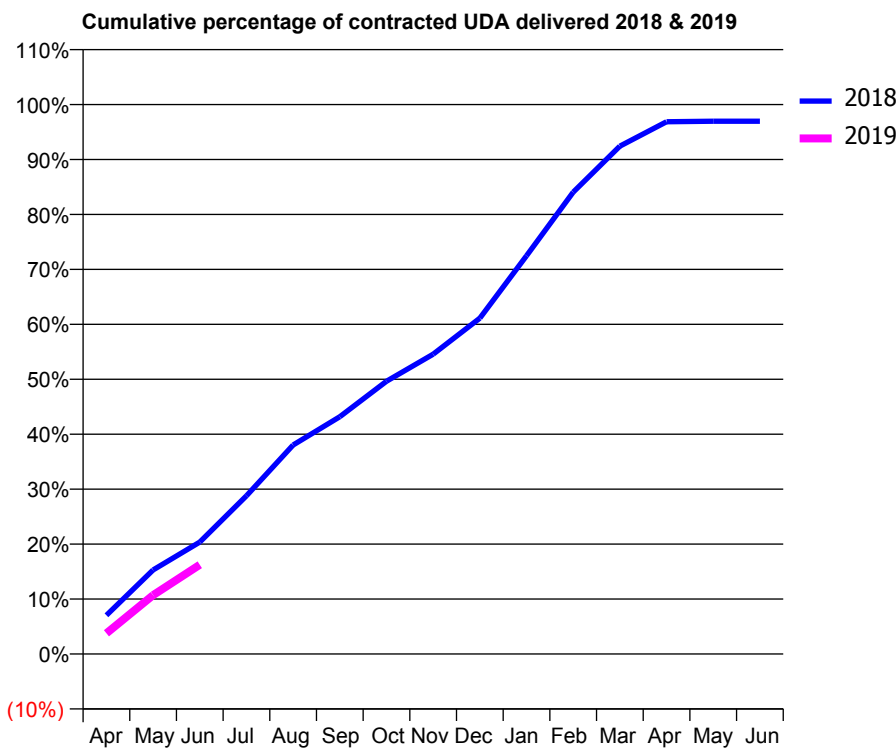
18/19 Contracted general activity (UDA)	9,665
Carry forward general activity (UDA)	0
18/19 Contracted orthodontic activity (UOA)	0
Carry forward orthodontic activity (UOA)	0
Baseline contract value	£253,492.61

ACCESS*

Patients seen in 24 months	Total	Change since previous quarter
Quarter ending June 2017	3,320	
Quarter ending September 2017	3,226	↓
Quarter ending December 2017	3,160	↓
Quarter ending March 2018	3,086	↓
Quarter ending June 2018	3,077	→
Variance since June 2017	(7.3%)	↓



ACTIVITY



Month	Adjusted Scheduled Activity (UDA)	
	2018	2019
April	682	364
May	1,480	1,036
June	1,968	1,571
July	2,784	
August	3,677	
September	4,175	
October	4,798	
November	5,273	
December	5,907	
January	7,005	
February	8,123	
March	8,931	
April	9,362	
May	9,370	
June	9,370	

QUALITY

	Quantity	Base Number	Contract	AT	Region	England
% of FP17s for the same patient ID Re-attending within 3 months - Children	33	293	11.3%	9.8%	11.5%	11.5%
% of FP17s for the same patient ID Re-attending within 3 months - Adults	127	611	20.8%	15.4%	16.6%	15.4%
% of FP17s for the same patient ID Re-attending between 3 & 9 months - Children	112	293	38.2%	49.2%	48.8%	58.9%
% of FP17s for the same patient ID Re-attending between 3 & 9 months - Adults	203	611	33.2%	39.1%	39.3%	51.6%
% of FP17s for Band 1 Urgent Courses	104	754	13.8%	10.0%	10.6%	8.9%
% of FP17s Relating to Free Repair or Replacements	5	754	0.7%	0.6%	0.5%	0.8%
% of FP17s Relating to Continuations	21	754	2.8%	0.9%	0.7%	0.9%
% of Patients satisfied with the dentistry they have received	0	0	N/A	91.6%	90.4%	93.2%
% of Patients satisfied with the time they had to wait for an appointment	0	0	N/A	88.0%	85.3%	88.8%

* This is based on patients treated on this contract for their most recent course of treatment. Figures in italics indicate the base number of FP17s or Patient Questionnaire responses are less than 100. N/A is shown where the base number of responses is less than 10 during the period. % is calculated as Quantity/Base number*100

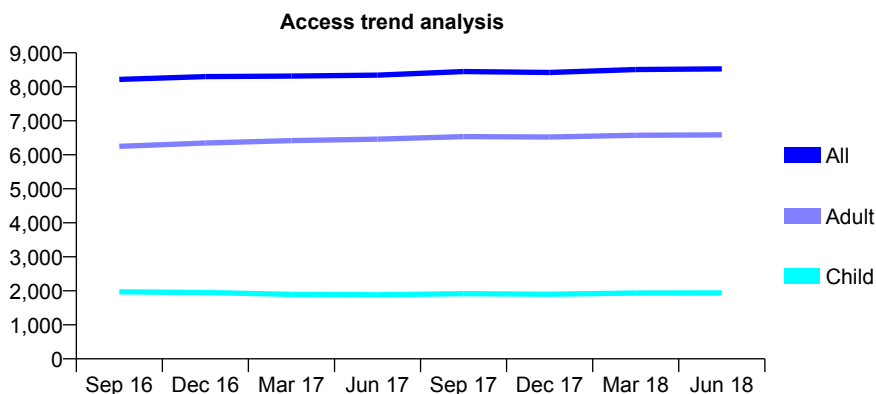
Q63 - Vital Signs At a Glance Contract Report for 126365/0001 - June 2018

Name or company name	Dental Arts Studio - Clapham (Dental Care)
Contract type name	GDS Contract
Purpose of contract	General
Contract start date	11/08/2010
Contract end date	

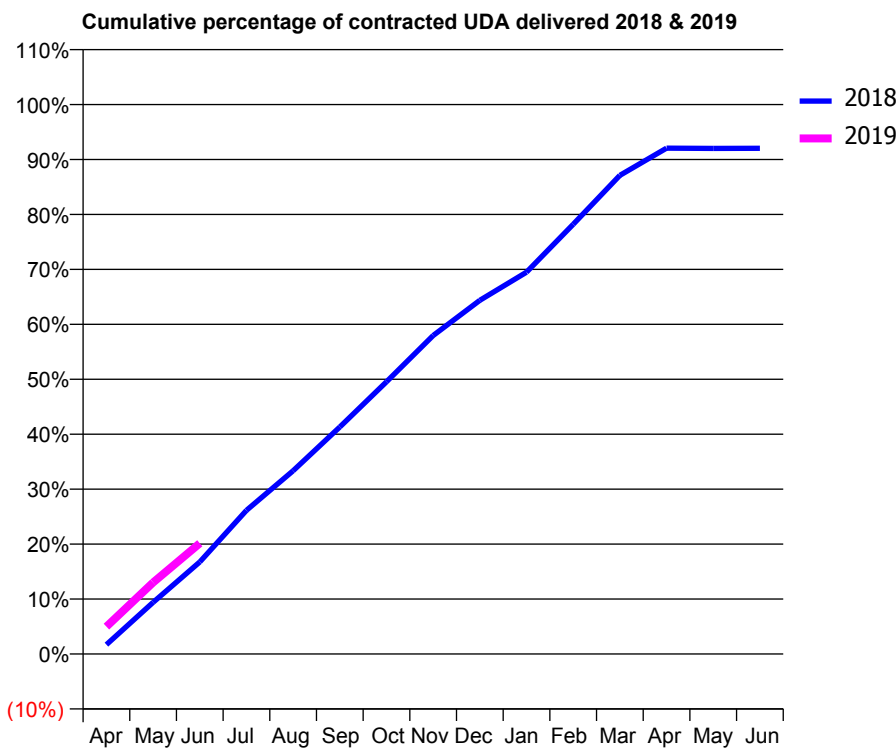
18/19 Contracted general activity (UDA)	20,103
Carry forward general activity (UDA)	0
18/19 Contracted orthodontic activity (UOA)	0
Carry forward orthodontic activity (UOA)	0
Baseline contract value	£567,317.50

ACCESS*

Patients seen in 24 months	Total	Change since previous quarter
Quarter ending June 2017	8,343	
Quarter ending September 2017	8,449	→
Quarter ending December 2017	8,423	→
Quarter ending March 2018	8,509	→
Quarter ending June 2018	8,528	→
Variance since June 2017	2.2%	↑



ACTIVITY



Month	Adjusted Scheduled Activity (UDA)	
	2018	2019
April	344	1,002
May	1,891	2,619
June	3,367	4,052
July	5,259	
August	6,703	
September	8,307	
October	9,959	
November	11,653	
December	12,938	
January	13,969	
February	15,720	
March	17,513	
April	18,507	
May	18,498	
June	18,499	

QUALITY

	Quantity	Base Number	Contract	AT	Region	England
% of FP17s for the same patient ID Re-attending within 3 months - Children	53	557	9.5%	9.8%	11.5%	11.5%
% of FP17s for the same patient ID Re-attending within 3 months - Adults	196	1,583	12.4%	15.4%	16.6%	15.4%
% of FP17s for the same patient ID Re-attending between 3 & 9 months - Children	247	557	44.3%	49.2%	48.8%	58.9%
% of FP17s for the same patient ID Re-attending between 3 & 9 months - Adults	437	1,583	27.6%	39.1%	39.3%	51.6%
% of FP17s for Band 1 Urgent Courses	217	1,712	12.7%	10.0%	10.6%	8.9%
% of FP17s Relating to Free Repair or Replacements	1	1,712	0.1%	0.6%	0.5%	0.8%
% of FP17s Relating to Continuations	21	1,712	1.2%	0.9%	0.7%	0.9%
% of Patients satisfied with the dentistry they have received	5	5	N/A	91.6%	90.4%	93.2%
% of Patients satisfied with the time they had to wait for an appointment	5	5	N/A	88.0%	85.3%	88.8%

* This is based on patients treated on this contract for their most recent course of treatment. Figures in italics indicate the base number of FP17s or Patient Questionnaire responses are less than 100. N/A is shown where the base number of responses is less than 10 during the period. % is calculated as Quantity/Base number*100

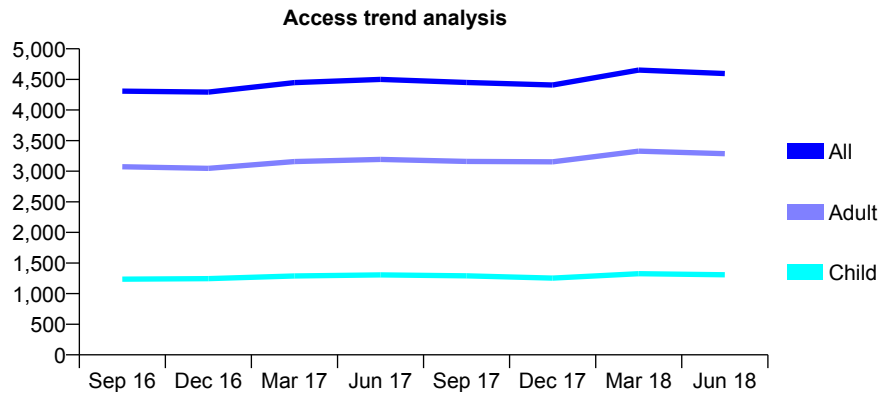
Q63 - Vital Signs At a Glance Contract Report for 126632/0001 - June 2018

Name or company name	Perfect Smile Surgery Limited
Contract type name	GDS Contract
Purpose of contract	General
Contract start date	01/11/2007
Contract end date	

18/19 Contracted general activity (UDA)	12,086
Carry forward general activity (UDA)	0
18/19 Contracted orthodontic activity (UOA)	0
Carry forward orthodontic activity (UOA)	0
Baseline contract value	£312,865.07

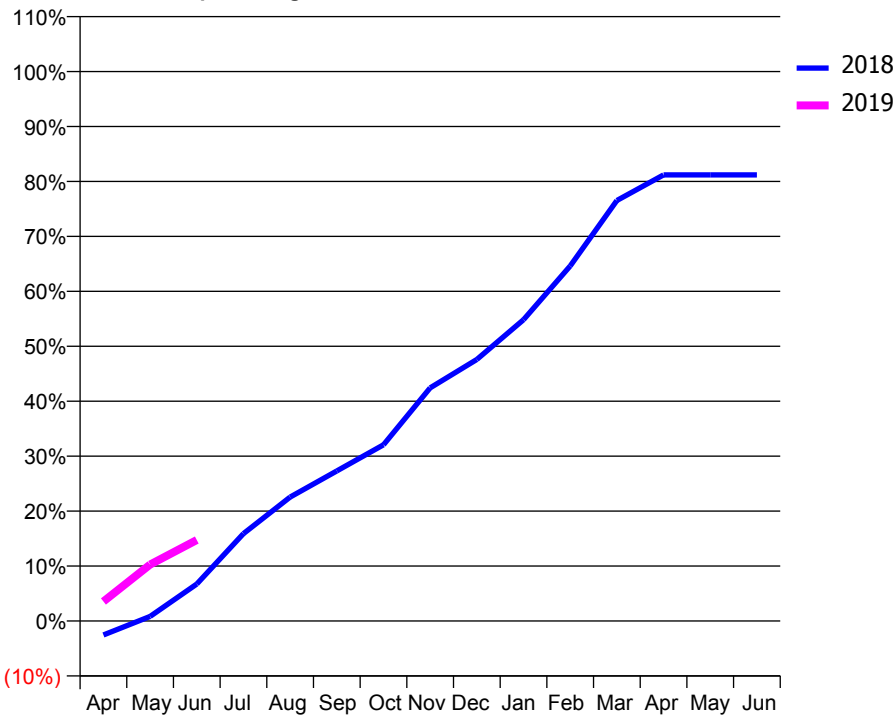
ACCESS*

Patients seen in 24 months	Total	Change since previous quarter
Quarter ending June 2017	4,500	
Quarter ending September 2017	4,450	↓
Quarter ending December 2017	4,408	→
Quarter ending March 2018	4,652	↑
Quarter ending June 2018	4,595	↓
Variance since June 2017	2.1%	↑



ACTIVITY

Cumulative percentage of contracted UDA delivered 2018 & 2019



Month	Adjusted Scheduled Activity (UDA)	
	2018	2019
April	-311	430
May	102	1,242
June	814	1,782
July	1,923	
August	2,725	
September	3,301	
October	3,874	
November	5,130	
December	5,754	
January	6,626	
February	7,810	
March	9,250	
April	9,811	
May	9,811	
June	9,811	

QUALITY

	Quantity	Base Number	Contract	AT	Region	England
% of FP17s for the same patient ID Re-attending within 3 months - Children	20	335	6.0%	9.8%	11.5%	11.5%
% of FP17s for the same patient ID Re-attending within 3 months - Adults	133	759	17.5%	15.4%	16.6%	15.4%
% of FP17s for the same patient ID Re-attending between 3 & 9 months - Children	184	335	54.9%	49.2%	48.8%	58.9%
% of FP17s for the same patient ID Re-attending between 3 & 9 months - Adults	272	759	35.8%	39.1%	39.3%	51.6%
% of FP17s for Band 1 Urgent Courses	119	823	14.5%	10.0%	10.6%	8.9%
% of FP17s Relating to Free Repair or Replacements	1	823	0.1%	0.6%	0.5%	0.8%
% of FP17s Relating to Continuations	19	823	2.3%	0.9%	0.7%	0.9%
% of Patients satisfied with the dentistry they have received	1	1	N/A	91.6%	90.4%	93.2%
% of Patients satisfied with the time they had to wait for an appointment	1	1	N/A	88.0%	85.3%	88.8%

* This is based on patients treated on this contract for their most recent course of treatment. Figures in italics indicate the base number of FP17s or Patient Questionnaire responses are less than 100. N/A is shown where the base number of responses is less than 10 during the period. % is calculated as Quantity/Base number*100

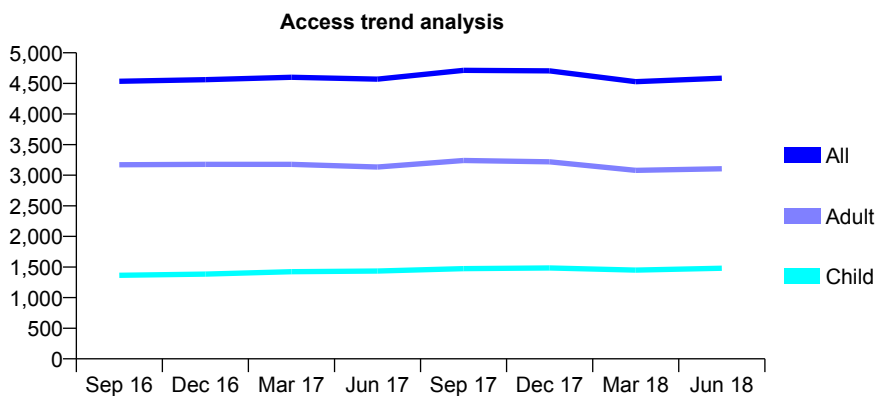
Q63 - Vital Signs At a Glance Contract Report for 126632/0003 - June 2018

Name or company name	Perfect Smile Surgery Limited
Contract type name	GDS Contract
Purpose of contract	General
Contract start date	01/04/2010
Contract end date	

18/19 Contracted general activity (UDA)	8,000
Carry forward general activity (UDA)	0
18/19 Contracted orthodontic activity (UOA)	0
Carry forward orthodontic activity (UOA)	0
Baseline contract value	£188,860.15

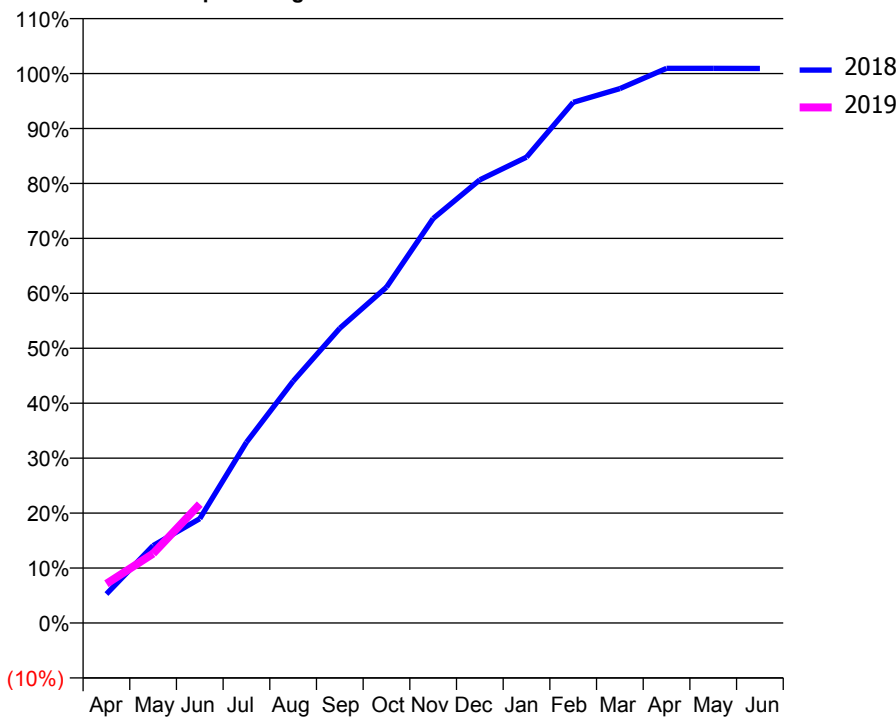
ACCESS*

Patients seen in 24 months	Total	Change since previous quarter
Quarter ending June 2017	4,569	
Quarter ending September 2017	4,713	↑
Quarter ending December 2017	4,704	→
Quarter ending March 2018	4,528	↓
Quarter ending June 2018	4,586	→
Variance since June 2017	0.4%	→



ACTIVITY

Cumulative percentage of contracted UDA delivered 2018 & 2019



Month	Adjusted Scheduled Activity (UDA)	
	2018	2019
April	423	571
May	1,126	1,011
June	1,520	1,731
July	2,631	
August	3,520	
September	4,291	
October	4,889	
November	5,890	
December	6,452	
January	6,782	
February	7,581	
March	7,780	
April	8,074	
May	8,074	
June	8,073	

QUALITY

	Quantity	Base Number	Contract	AT	Region	England
% of FP17s for the same patient ID Re-attending within 3 months - Children	22	511	4.3%	9.8%	11.5%	11.5%
% of FP17s for the same patient ID Re-attending within 3 months - Adults	78	687	11.4%	15.4%	16.6%	15.4%
% of FP17s for the same patient ID Re-attending between 3 & 9 months - Children	236	511	46.2%	49.2%	48.8%	58.9%
% of FP17s for the same patient ID Re-attending between 3 & 9 months - Adults	205	687	29.8%	39.1%	39.3%	51.6%
% of FP17s for Band 1 Urgent Courses	128	1,030	12.4%	10.0%	10.6%	8.9%
% of FP17s Relating to Free Repair or Replacements	0	1,030	0.0%	0.6%	0.5%	0.8%
% of FP17s Relating to Continuations	4	1,030	0.4%	0.9%	0.7%	0.9%
% of Patients satisfied with the dentistry they have received	1	1	N/A	91.6%	90.4%	93.2%
% of Patients satisfied with the time they had to wait for an appointment	1	1	N/A	88.0%	85.3%	88.8%

* This is based on patients treated on this contract for their most recent course of treatment. Figures in italics indicate the base number of FP17s or Patient Questionnaire responses are less than 100. N/A is shown where the base number of responses is less than 10 during the period. % is calculated as Quantity/Base number*100

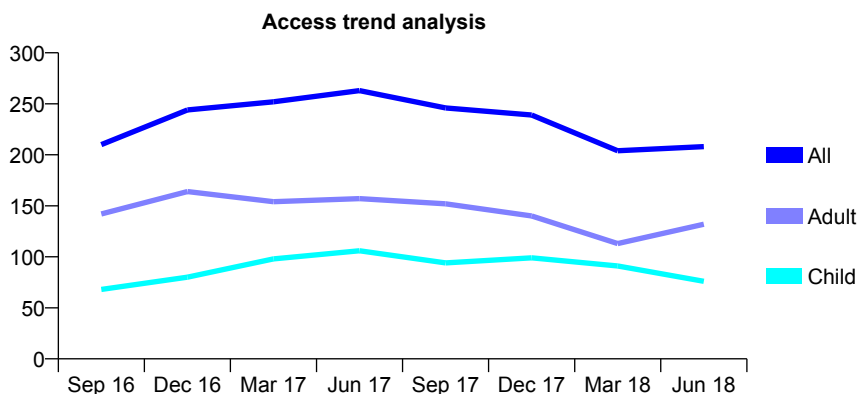
Q63 - Vital Signs At a Glance Contract Report for 129410/0001 - June 2018

Name or company name	Miss N Khoobehi
Contract type name	GDS Contract
Purpose of contract	General
Contract start date	29/06/2012
Contract end date	

18/19 Contracted general activity (UDA)	844
Carry forward general activity (UDA)	0
18/19 Contracted orthodontic activity (UOA)	0
Carry forward orthodontic activity (UOA)	0
Baseline contract value	£23,807.94

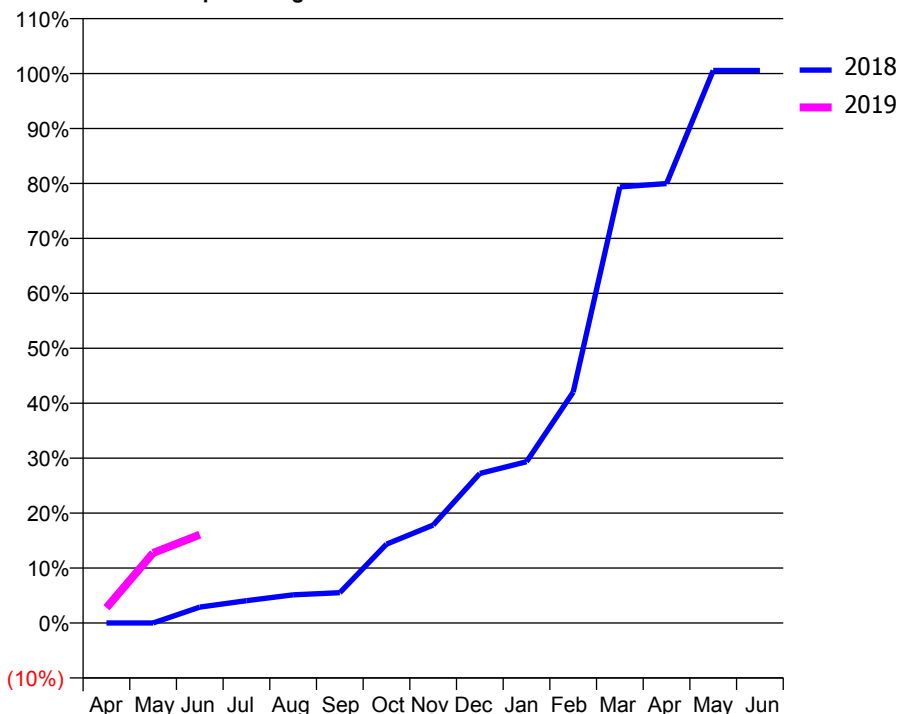
ACCESS*

Patients seen in 24 months	Total	Change since previous quarter
Quarter ending June 2017	263	
Quarter ending September 2017	246	↓
Quarter ending December 2017	239	↓
Quarter ending March 2018	204	↓
Quarter ending June 2018	208	→
Variance since June 2017	(20.9%)	↓



ACTIVITY

Cumulative percentage of contracted UDA delivered 2018 & 2019



Adjusted Scheduled Activity (UDA)		
Month	2018	2019
April	0	23
May	0	108
June	24	136
July	34	
August	43	
September	47	
October	121	
November	150	
December	230	
January	248	
February	355	
March	670	
April	675	
May	849	
June	849	

QUALITY

	Quantity	Base Number	Contract	AT	Region	England
% of FP17s for the same patient ID Re-attending within 3 months - Children	4	35	11.4%	9.8%	11.5%	11.5%
% of FP17s for the same patient ID Re-attending within 3 months - Adults	1	41	2.4%	15.4%	16.6%	15.4%
% of FP17s for the same patient ID Re-attending between 3 & 9 months - Children	6	35	17.1%	49.2%	48.8%	58.9%
% of FP17s for the same patient ID Re-attending between 3 & 9 months - Adults	6	41	14.6%	39.1%	39.3%	51.6%
% of FP17s for Band 1 Urgent Courses	3	33	9.1%	10.0%	10.6%	8.9%
% of FP17s Relating to Free Repair or Replacements	0	33	0.0%	0.6%	0.5%	0.8%
% of FP17s Relating to Continuations	1	33	3.0%	0.9%	0.7%	0.9%
% of Patients satisfied with the dentistry they have received	0	0	N/A	91.6%	90.4%	93.2%
% of Patients satisfied with the time they had to wait for an appointment	0	0	N/A	88.0%	85.3%	88.8%

* This is based on patients treated on this contract for their most recent course of treatment. Figures in italics indicate the base number of FP17s or Patient Questionnaire responses are less than 100. N/A is shown where the base number of responses is less than 10 during the period. % is calculated as Quantity/Base number*100

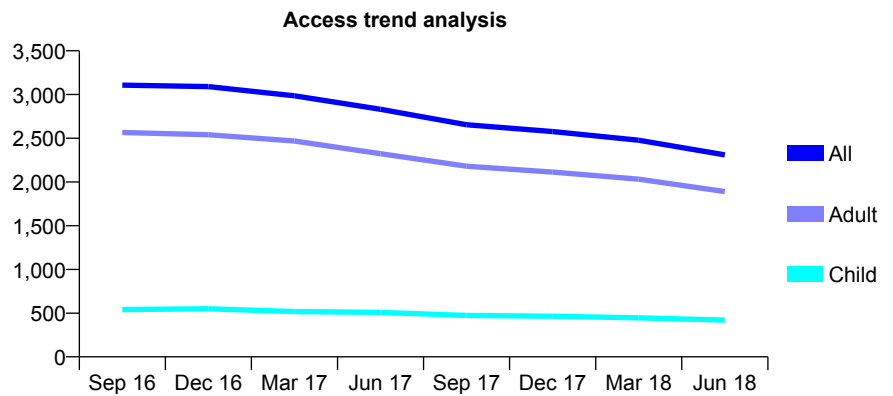
Q63 - Vital Signs At a Glance Contract Report for 129682/0001 - June 2018

Name or company name	Jazz Dental Practice
Contract type name	GDS Contract
Purpose of contract	General
Contract start date	30/05/2014
Contract end date	

18/19 Contracted general activity (UDA)	9,543
Carry forward general activity (UDA)	0
18/19 Contracted orthodontic activity (UOA)	0
Carry forward orthodontic activity (UOA)	0
Baseline contract value	£237,963.09

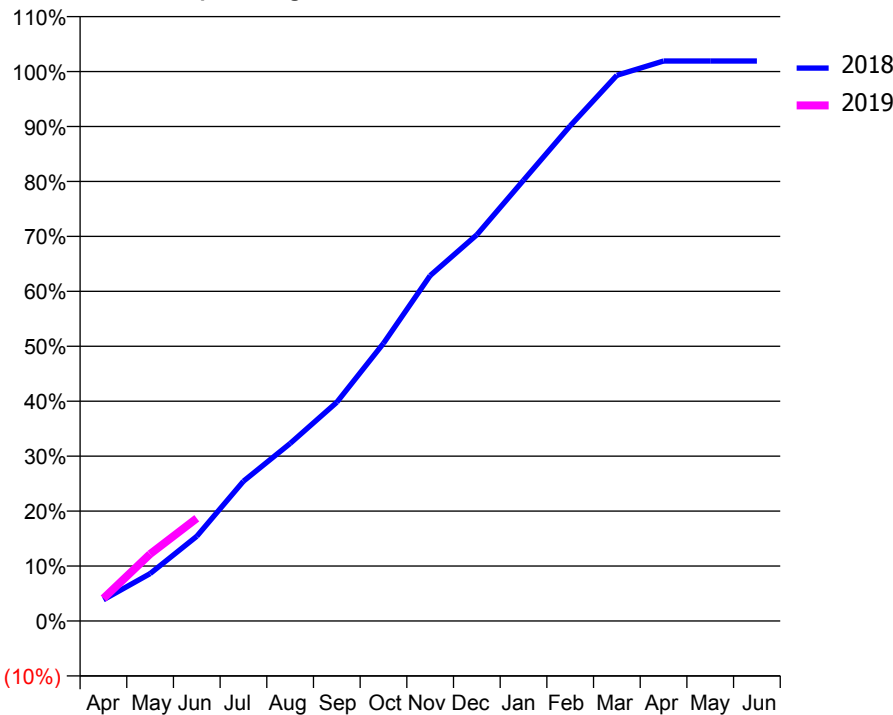
ACCESS*

Patients seen in 24 months	Total	Change since previous quarter
Quarter ending June 2017	2,832	
Quarter ending September 2017	2,654	↓
Quarter ending December 2017	2,577	↓
Quarter ending March 2018	2,478	↓
Quarter ending June 2018	2,310	↓
Variance since June 2017	(18.4%)	↓



ACTIVITY

Cumulative percentage of contracted UDA delivered 2018 & 2019



Month	Adjusted Scheduled Activity (UDA)	
	2018	2019
April	369	392
May	822	1,165
June	1,473	1,783
July	2,427	
August	3,083	
September	3,798	
October	4,823	
November	5,998	
December	6,708	
January	7,656	
February	8,600	
March	9,477	
April	9,726	
May	9,726	
June	9,726	

QUALITY

	Quantity	Base Number	Contract	AT	Region	England
% of FP17s for the same patient ID Re-attending within 3 months - Children	17	118	14.4%	9.8%	11.5%	11.5%
% of FP17s for the same patient ID Re-attending within 3 months - Adults	92	425	21.6%	15.4%	16.6%	15.4%
% of FP17s for the same patient ID Re-attending between 3 & 9 months - Children	53	118	44.9%	49.2%	48.8%	58.9%
% of FP17s for the same patient ID Re-attending between 3 & 9 months - Adults	149	425	35.1%	39.1%	39.3%	51.6%
% of FP17s for Band 1 Urgent Courses	101	484	20.9%	10.0%	10.6%	8.9%
% of FP17s Relating to Free Repair or Replacements	1	484	0.2%	0.6%	0.5%	0.8%
% of FP17s Relating to Continuations	13	484	2.7%	0.9%	0.7%	0.9%
% of Patients satisfied with the dentistry they have received	1	2	N/A	91.6%	90.4%	93.2%
% of Patients satisfied with the time they had to wait for an appointment	1	2	N/A	88.0%	85.3%	88.8%

* This is based on patients treated on this contract for their most recent course of treatment. Figures in italics indicate the base number of FP17s or Patient Questionnaire responses are less than 100. N/A is shown where the base number of responses is less than 10 during the period. % is calculated as Quantity/Base number*100

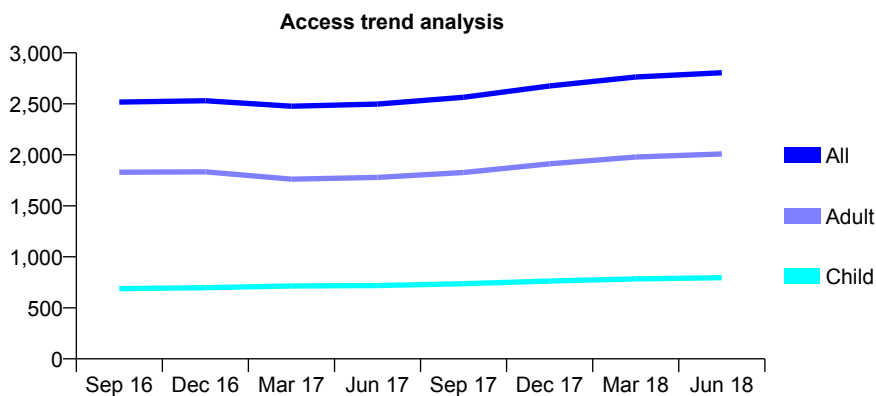
Q63 - Vital Signs At a Glance Contract Report for 130214/0001 - June 2018

Name or company name	Crofton Park Dental Practice Ltd
Contract type name	GDS Contract
Purpose of contract	General
Contract start date	01/04/2013
Contract end date	

18/19 Contracted general activity (UDA)	10,330
Carry forward general activity (UDA)	0
18/19 Contracted orthodontic activity (UOA)	0
Carry forward orthodontic activity (UOA)	0
Baseline contract value	£263,873.22

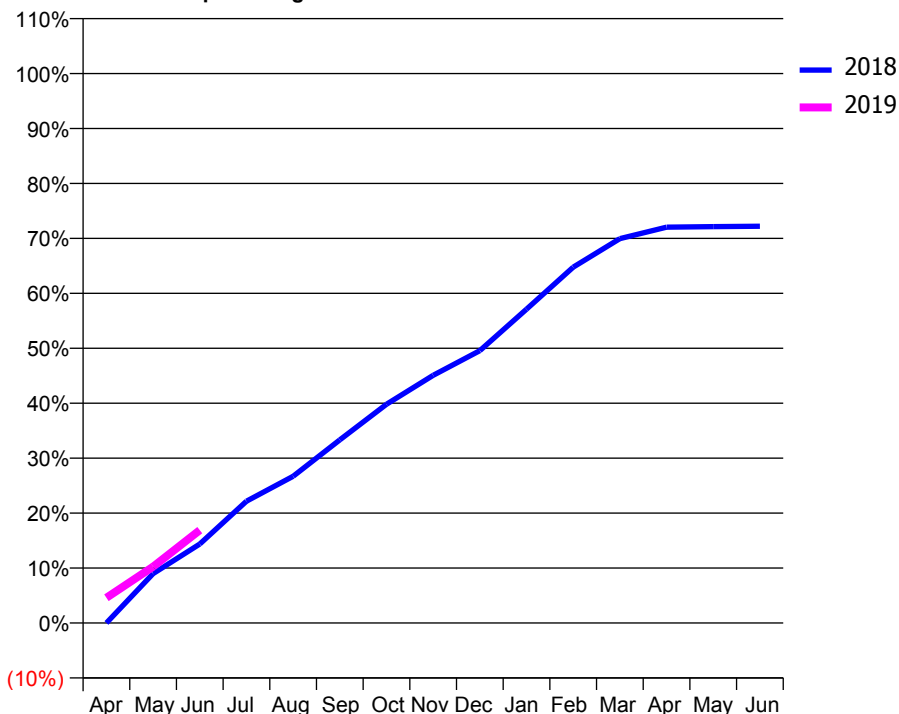
ACCESS*

Patients seen in 24 months	Total	Change since previous quarter
Quarter ending June 2017	2,497	
Quarter ending September 2017	2,564	↑
Quarter ending December 2017	2,675	↑
Quarter ending March 2018	2,763	↑
Quarter ending June 2018	2,804	→
Variance since June 2017	12.3%	↑



ACTIVITY

Cumulative percentage of contracted UDA delivered 2018 & 2019



Month	Adjusted Scheduled Activity (UDA)	
	2018	2019
April	0	474
May	929	1,059
June	1,485	1,747
July	2,291	
August	2,759	
September	3,443	
October	4,113	
November	4,656	
December	5,121	
January	5,900	
February	6,689	
March	7,227	
April	7,442	
May	7,453	
June	7,460	

QUALITY

	Quantity	Base Number	Contract	AT	Region	England
% of FP17s for the same patient ID Re-attending within 3 months - Children	18	275	6.5%	9.8%	11.5%	11.5%
% of FP17s for the same patient ID Re-attending within 3 months - Adults	121	639	18.9%	15.4%	16.6%	15.4%
% of FP17s for the same patient ID Re-attending between 3 & 9 months - Children	149	275	54.2%	49.2%	48.8%	58.9%
% of FP17s for the same patient ID Re-attending between 3 & 9 months - Adults	246	639	38.5%	39.1%	39.3%	51.6%
% of FP17s for Band 1 Urgent Courses	90	777	11.6%	10.0%	10.6%	8.9%
% of FP17s Relating to Free Repair or Replacements	4	777	0.5%	0.6%	0.5%	0.8%
% of FP17s Relating to Continuations	2	777	0.3%	0.9%	0.7%	0.9%
% of Patients satisfied with the dentistry they have received	0	0	N/A	91.6%	90.4%	93.2%
% of Patients satisfied with the time they had to wait for an appointment	0	0	N/A	88.0%	85.3%	88.8%

* This is based on patients treated on this contract for their most recent course of treatment. Figures in italics indicate the base number of FP17s or Patient Questionnaire responses are less than 100. N/A is shown where the base number of responses is less than 10 during the period. % is calculated as Quantity/Base number*100

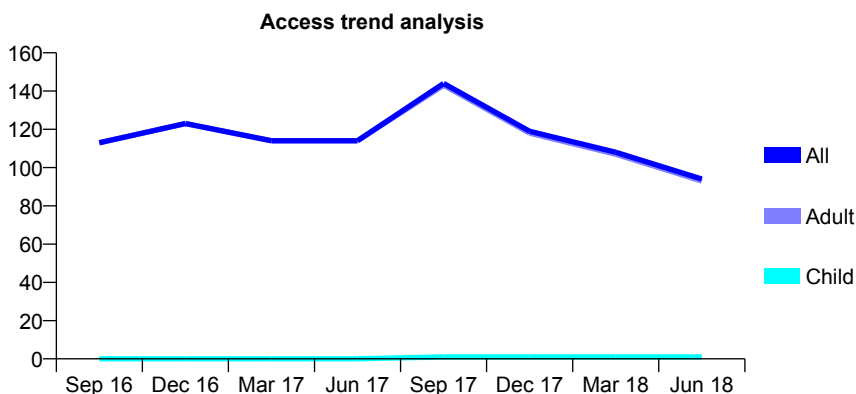
Q63 - Vital Signs At a Glance Contract Report for 130214/0002 - June 2018

Name or company name	Crofton Park Dental Practice Ltd
Contract type name	PDS Contract
Purpose of contract	General
Contract start date	01/04/2013
Contract end date	31/03/2020

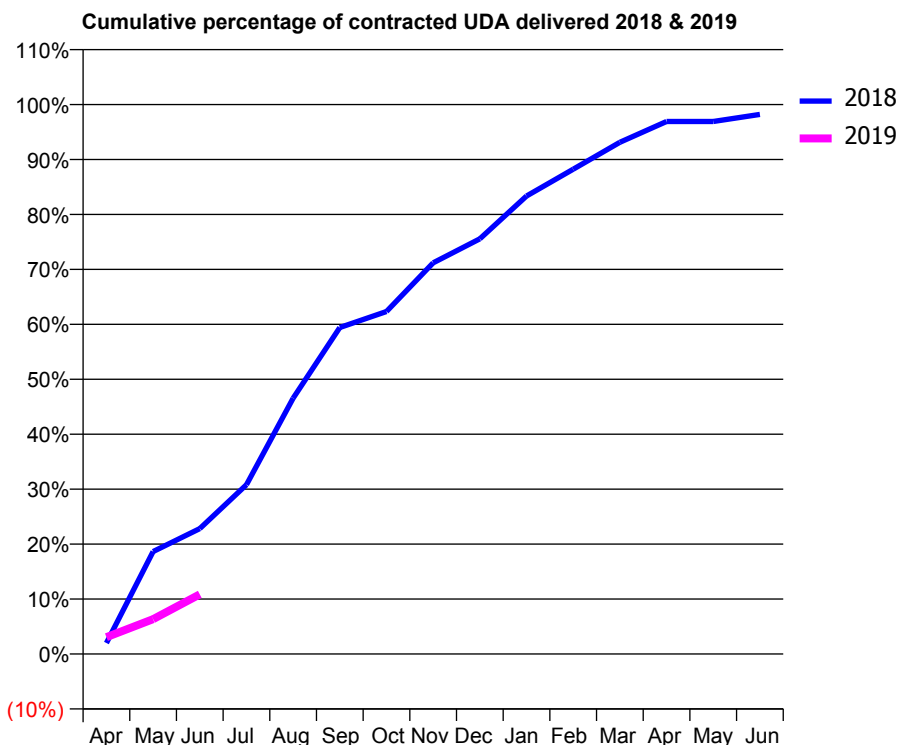
18/19 Contracted general activity (UDA)	552
Carry forward general activity (UDA)	0
18/19 Contracted orthodontic activity (UOA)	0
Carry forward orthodontic activity (UOA)	0
Baseline contract value	£100,005.51

ACCESS*

Patients seen in 24 months	Total	Change since previous quarter
Quarter ending June 2017	114	
Quarter ending September 2017	144	↑
Quarter ending December 2017	119	↓
Quarter ending March 2018	108	↓
Quarter ending June 2018	94	↓
Variance since June 2017	(17.5%)	↓



ACTIVITY



Month	Adjusted Scheduled Activity (UDA)	
	2018	2019
April	11	17
May	103	35
June	126	60
July	170	
August	257	
September	328	
October	344	
November	393	
December	417	
January	460	
February	487	
March	514	
April	535	
May	535	
June	542	

QUALITY

	Quantity	Base Number	Contract	AT	Region	England
% of FP17s for the same patient ID Re-attending within 3 months - Children	0	0	N/A	9.8%	11.5%	11.5%
% of FP17s for the same patient ID Re-attending within 3 months - Adults	1	39	2.6%	15.4%	16.6%	15.4%
% of FP17s for the same patient ID Re-attending between 3 & 9 months - Children	0	0	N/A	49.2%	48.8%	58.9%
% of FP17s for the same patient ID Re-attending between 3 & 9 months - Adults	0	39	0.0%	39.1%	39.3%	51.6%
% of FP17s for Band 1 Urgent Courses	0	26	0.0%	10.0%	10.6%	8.9%
% of FP17s Relating to Free Repair or Replacements	0	26	0.0%	0.6%	0.5%	0.8%
% of FP17s Relating to Continuations	0	26	0.0%	0.9%	0.7%	0.9%
% of Patients satisfied with the dentistry they have received	0	0	N/A	91.6%	90.4%	93.2%
% of Patients satisfied with the time they had to wait for an appointment	0	0	N/A	88.0%	85.3%	88.8%

* This is based on patients treated on this contract for their most recent course of treatment. Figures in italics indicate the base number of FP17s or Patient Questionnaire responses are less than 100. N/A is shown where the base number of responses is less than 10 during the period. % is calculated as Quantity/Base number*100

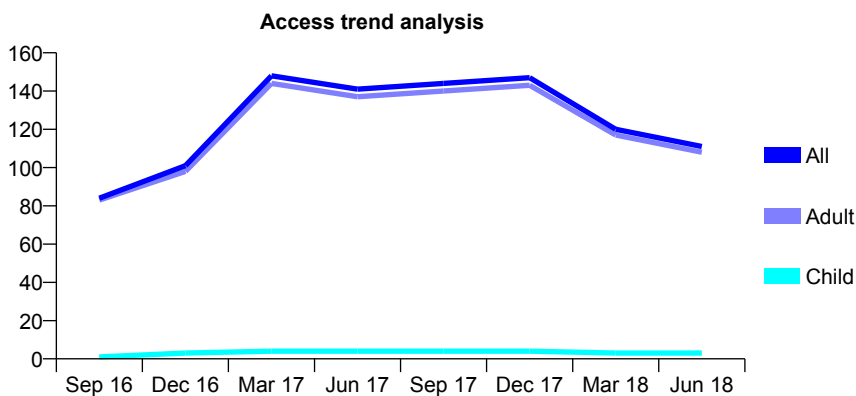
Q63 - Vital Signs At a Glance Contract Report for 130214/0003 - June 2018

Name or company name	Crofton Park Dental Practice Ltd
Contract type name	PDS Contract
Purpose of contract	General
Contract start date	01/04/2013
Contract end date	31/03/2019

18/19 Contracted general activity (UDA)	327
Carry forward general activity (UDA)	0
18/19 Contracted orthodontic activity (UOA)	0
Carry forward orthodontic activity (UOA)	0
Baseline contract value	£63,846.36

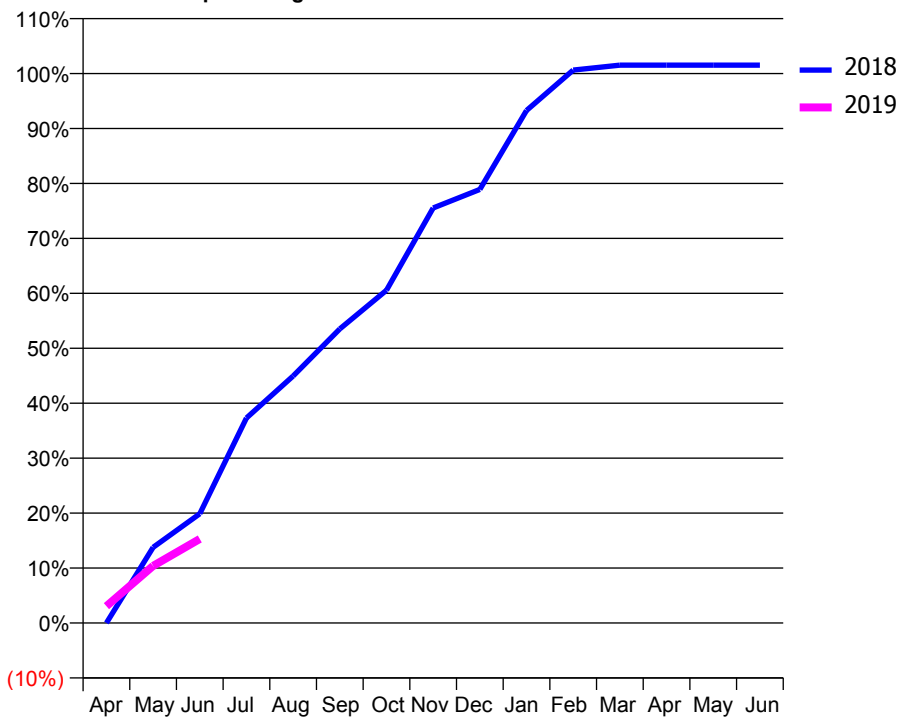
ACCESS*

Patients seen in 24 months	Total	Change since previous quarter
Quarter ending June 2017	141	
Quarter ending September 2017	144	↑
Quarter ending December 2017	147	↑
Quarter ending March 2018	120	↓
Quarter ending June 2018	111	↓
Variance since June 2017	(21.3%)	↓



ACTIVITY

Cumulative percentage of contracted UDA delivered 2018 & 2019



Adjusted Scheduled Activity (UDA)		
Month	2018	2019
April	0	10
May	45	34
June	65	50
July	122	
August	147	
September	175	
October	198	
November	247	
December	258	
January	305	
February	329	
March	332	
April	332	
May	332	
June	332	

QUALITY

	Quantity	Base Number	Contract	AT	Region	England
% of FP17s for the same patient ID Re-attending within 3 months - Children	0	0	N/A	9.8%	11.5%	11.5%
% of FP17s for the same patient ID Re-attending within 3 months - Adults	0	20	0.0%	15.4%	16.6%	15.4%
% of FP17s for the same patient ID Re-attending between 3 & 9 months - Children	0	0	N/A	49.2%	48.8%	58.9%
% of FP17s for the same patient ID Re-attending between 3 & 9 months - Adults	0	20	0.0%	39.1%	39.3%	51.6%
% of FP17s for Band 1 Urgent Courses	0	20	0.0%	10.0%	10.6%	8.9%
% of FP17s Relating to Free Repair or Replacements	0	20	0.0%	0.6%	0.5%	0.8%
% of FP17s Relating to Continuations	0	20	0.0%	0.9%	0.7%	0.9%
% of Patients satisfied with the dentistry they have received	0	0	N/A	91.6%	90.4%	93.2%
% of Patients satisfied with the time they had to wait for an appointment	0	0	N/A	88.0%	85.3%	88.8%

* This is based on patients treated on this contract for their most recent course of treatment. Figures in italics indicate the base number of FP17s or Patient Questionnaire responses are less than 100. N/A is shown where the base number of responses is less than 10 during the period. % is calculated as Quantity/Base number*100

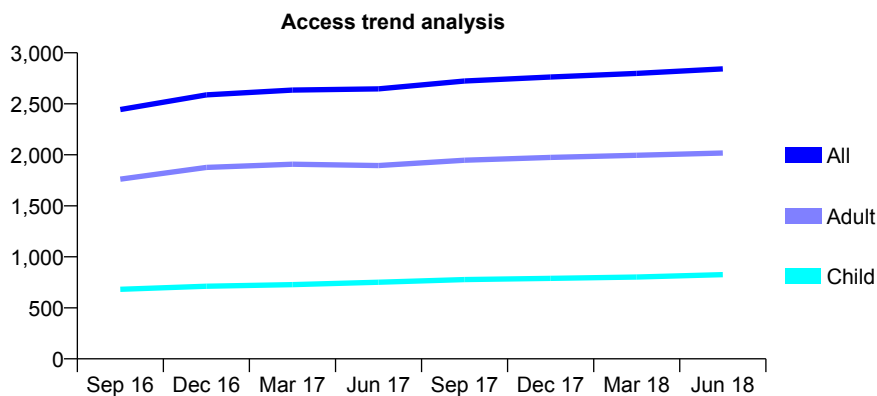
Q63 - Vital Signs At a Glance Contract Report for 131490/0001 - June 2018

Name or company name	Gracefield Dental Practice
Contract type name	GDS Contract
Purpose of contract	General
Contract start date	01/04/2012
Contract end date	

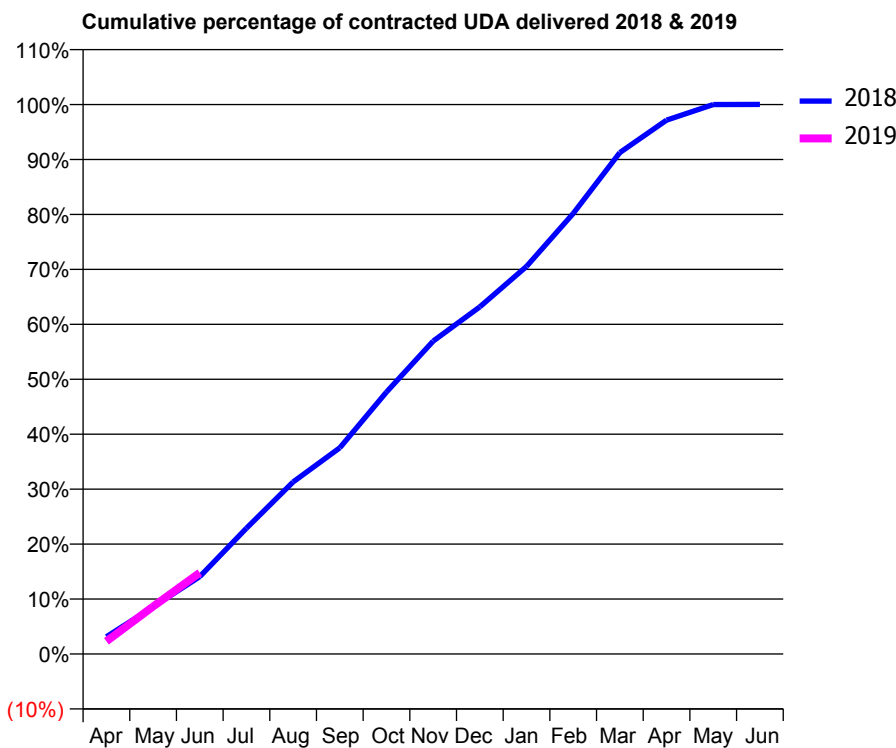
18/19 Contracted general activity (UDA)	7,491
Carry forward general activity (UDA)	0
18/19 Contracted orthodontic activity (UOA)	0
Carry forward orthodontic activity (UOA)	0
Baseline contract value	£212,457.15

ACCESS*

Patients seen in 24 months	Total	Change since previous quarter
Quarter ending June 2017	2,646	
Quarter ending September 2017	2,724	↑
Quarter ending December 2017	2,763	→
Quarter ending March 2018	2,798	→
Quarter ending June 2018	2,843	→
Variance since June 2017	7.4%	↑



ACTIVITY



Month	Adjusted Scheduled Activity (UDA)	
	2018	2019
April	236	174
May	642	647
June	1,055	1,108
July	1,715	
August	2,347	
September	2,812	
October	3,571	
November	4,266	
December	4,732	
January	5,284	
February	6,005	
March	6,836	
April	7,278	
May	7,491	
June	7,493	

QUALITY

	Quantity	Base Number	Contract	AT	Region	England
% of FP17s for the same patient ID Re-attending within 3 months - Children	22	237	9.3%	9.8%	11.5%	11.5%
% of FP17s for the same patient ID Re-attending within 3 months - Adults	80	498	16.1%	15.4%	16.6%	15.4%
% of FP17s for the same patient ID Re-attending between 3 & 9 months - Children	87	237	36.7%	49.2%	48.8%	58.9%
% of FP17s for the same patient ID Re-attending between 3 & 9 months - Adults	164	498	32.9%	39.1%	39.3%	51.6%
% of FP17s for Band 1 Urgent Courses	75	535	14.0%	10.0%	10.6%	8.9%
% of FP17s Relating to Free Repair or Replacements	0	535	0.0%	0.6%	0.5%	0.8%
% of FP17s Relating to Continuations	6	535	1.1%	0.9%	0.7%	0.9%
% of Patients satisfied with the dentistry they have received	1	1	N/A	91.6%	90.4%	93.2%
% of Patients satisfied with the time they had to wait for an appointment	1	1	N/A	88.0%	85.3%	88.8%

* This is based on patients treated on this contract for their most recent course of treatment. Figures in italics indicate the base number of FP17s or Patient Questionnaire responses are less than 100. N/A is shown where the base number of responses is less than 10 during the period. % is calculated as Quantity/Base number*100

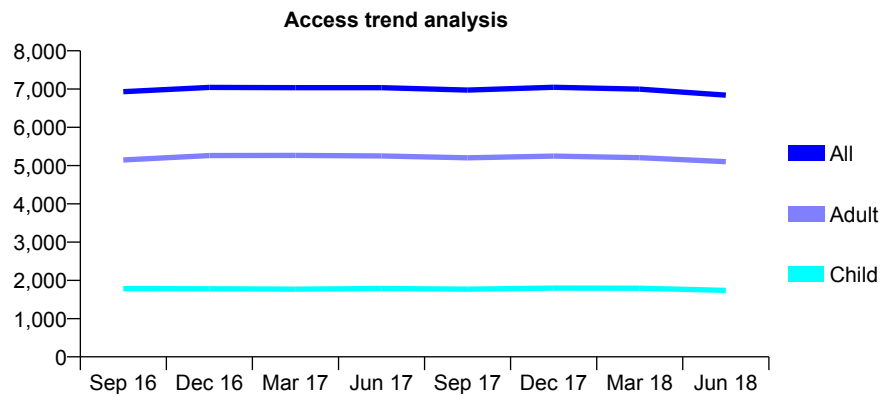
Q63 - Vital Signs At a Glance Contract Report for 132861/0001 - June 2018

Name or company name	London Road Dental Centre
Contract type name	GDS Contract
Purpose of contract	General
Contract start date	01/04/2006
Contract end date	

18/19 Contracted general activity (UDA)	24,885
Carry forward general activity (UDA)	0
18/19 Contracted orthodontic activity (UOA)	0
Carry forward orthodontic activity (UOA)	0
Baseline contract value	£675,760.16

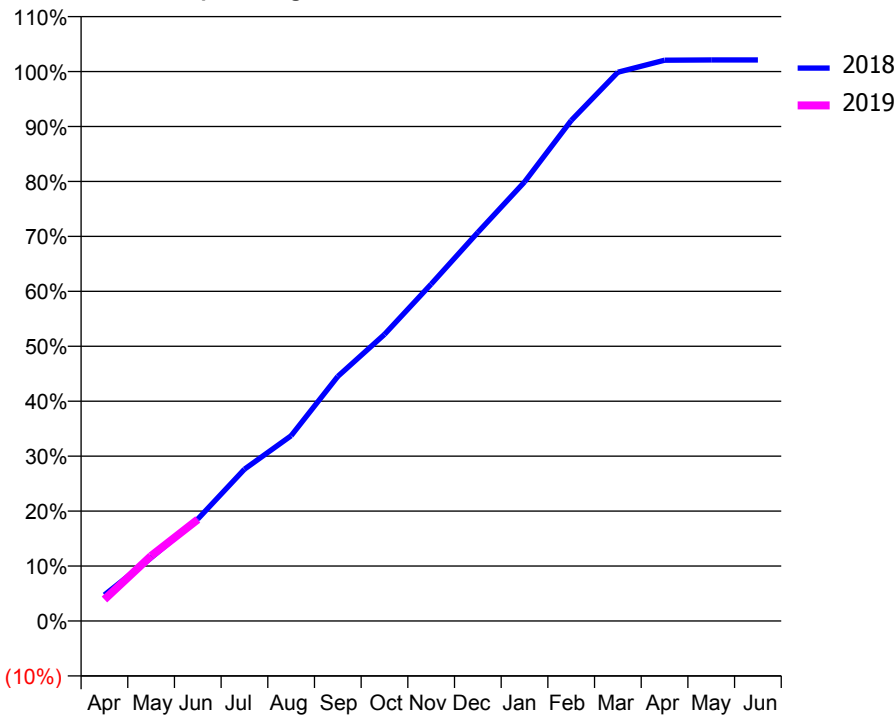
ACCESS*

Patients seen in 24 months	Total	Change since previous quarter
Quarter ending June 2017	7,035	
Quarter ending September 2017	6,974	→
Quarter ending December 2017	7,045	→
Quarter ending March 2018	6,999	→
Quarter ending June 2018	6,840	↓
Variance since June 2017	(2.8%)	↓



ACTIVITY

Cumulative percentage of contracted UDA delivered 2018 & 2019



Adjusted Scheduled Activity (UDA)		
Month	2018	2019
April	1,182	974
May	2,868	2,951
June	4,616	4,599
July	6,874	
August	8,389	
September	11,079	
October	12,980	
November	15,259	
December	17,603	
January	19,883	
February	22,666	
March	24,852	
April	25,399	
May	25,409	
June	25,410	

QUALITY

	Quantity	Base Number	Contract	AT	Region	England
% of FP17s for the same patient ID Re-attending within 3 months - Children	38	406	9.4%	9.8%	11.5%	11.5%
% of FP17s for the same patient ID Re-attending within 3 months - Adults	166	1,027	16.2%	15.4%	16.6%	15.4%
% of FP17s for the same patient ID Re-attending between 3 & 9 months - Children	154	406	37.9%	49.2%	48.8%	58.9%
% of FP17s for the same patient ID Re-attending between 3 & 9 months - Adults	286	1,027	27.8%	39.1%	39.3%	51.6%
% of FP17s for Band 1 Urgent Courses	120	1,272	9.4%	10.0%	10.6%	8.9%
% of FP17s Relating to Free Repair or Replacements	3	1,272	0.2%	0.6%	0.5%	0.8%
% of FP17s Relating to Continuations	10	1,272	0.8%	0.9%	0.7%	0.9%
% of Patients satisfied with the dentistry they have received	5	6	N/A	91.6%	90.4%	93.2%
% of Patients satisfied with the time they had to wait for an appointment	4	6	N/A	88.0%	85.3%	88.8%

* This is based on patients treated on this contract for their most recent course of treatment. Figures in italics indicate the base number of FP17s or Patient Questionnaire responses are less than 100. N/A is shown where the base number of responses is less than 10 during the period. % is calculated as Quantity/Base number*100

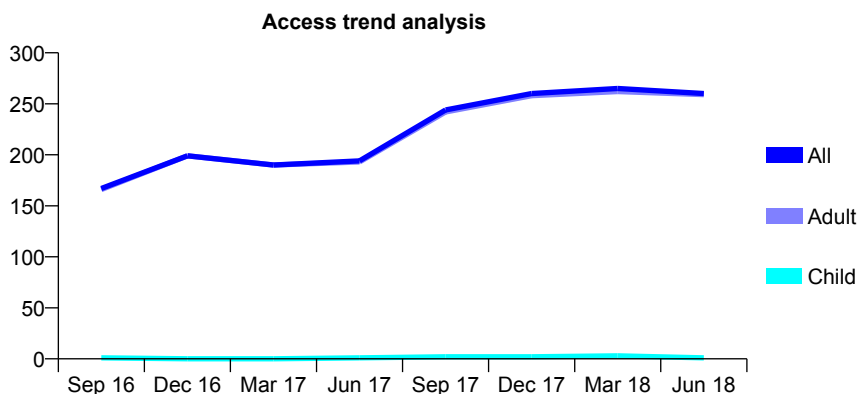
Q63 - Vital Signs At a Glance Contract Report for 133167/0002 - June 2018

Name or company name	Nitin Nagpaul and Hayley Seresht
Contract type name	PDS Contract
Purpose of contract	General
Contract start date	01/09/2010
Contract end date	30/06/2018

18/19 Contracted general activity (UDA)	150
Carry forward general activity (UDA)	0
18/19 Contracted orthodontic activity (UOA)	0
Carry forward orthodontic activity (UOA)	0
Baseline contract value	£7,390.91

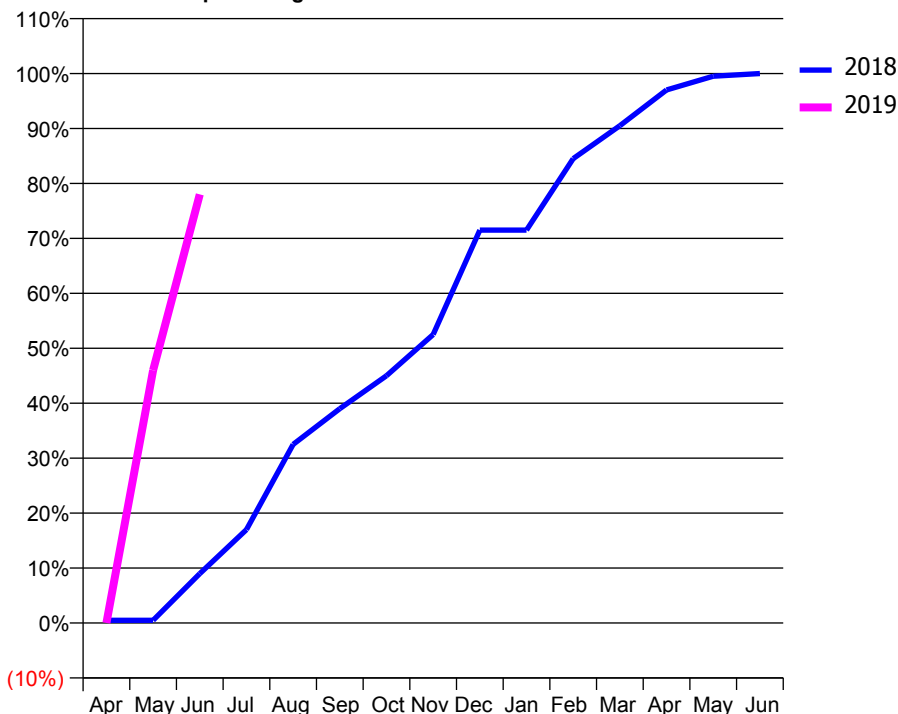
ACCESS*

Patients seen in 24 months	Total	Change since previous quarter
Quarter ending June 2017	194	
Quarter ending September 2017	244	↑
Quarter ending December 2017	260	↑
Quarter ending March 2018	265	→
Quarter ending June 2018	260	↓
Variance since June 2017	34.0%	↑



ACTIVITY

Cumulative percentage of contracted UDA delivered 2018 & 2019



Month	Adjusted Scheduled Activity (UDA)	
	2018	2019
April	3	0
May	3	69
June	54	117
July	102	
August	195	
September	234	
October	270	
November	315	
December	429	
January	429	
February	507	
March	543	
April	582	
May	597	
June	600	

QUALITY

	Quantity	Base Number	Contract	AT	Region	England
% of FP17s for the same patient ID Re-attending within 3 months - Children	0	1	0.0%	9.8%	11.5%	11.5%
% of FP17s for the same patient ID Re-attending within 3 months - Adults	0	57	0.0%	15.4%	16.6%	15.4%
% of FP17s for the same patient ID Re-attending between 3 & 9 months - Children	0	1	0.0%	49.2%	48.8%	58.9%
% of FP17s for the same patient ID Re-attending between 3 & 9 months - Adults	0	57	0.0%	39.1%	39.3%	51.6%
% of FP17s for Band 1 Urgent Courses	0	39	0.0%	10.0%	10.6%	8.9%
% of FP17s Relating to Free Repair or Replacements	0	39	0.0%	0.6%	0.5%	0.8%
% of FP17s Relating to Continuations	0	39	0.0%	0.9%	0.7%	0.9%
% of Patients satisfied with the dentistry they have received	0	0	N/A	91.6%	90.4%	93.2%
% of Patients satisfied with the time they had to wait for an appointment	0	0	N/A	88.0%	85.3%	88.8%

* This is based on patients treated on this contract for their most recent course of treatment. Figures in italics indicate the base number of FP17s or Patient Questionnaire responses are less than 100. N/A is shown where the base number of responses is less than 10 during the period. % is calculated as Quantity/Base number*100

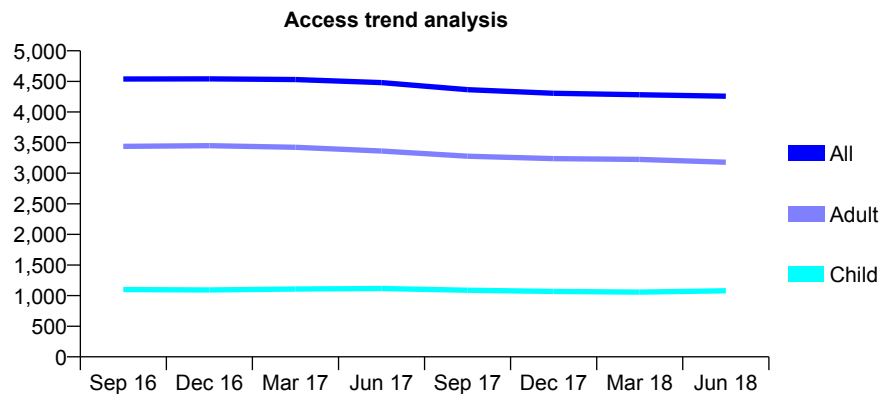
Q63 - Vital Signs At a Glance Contract Report for 134791/0002 - June 2018

Name or company name	The Beulah Hill Dental Centre
Contract type name	GDS Contract
Purpose of contract	General
Contract start date	01/04/2006
Contract end date	

18/19 Contracted general activity (UDA)	16,990
Carry forward general activity (UDA)	0
18/19 Contracted orthodontic activity (UOA)	0
Carry forward orthodontic activity (UOA)	0
Baseline contract value	£414,895.58

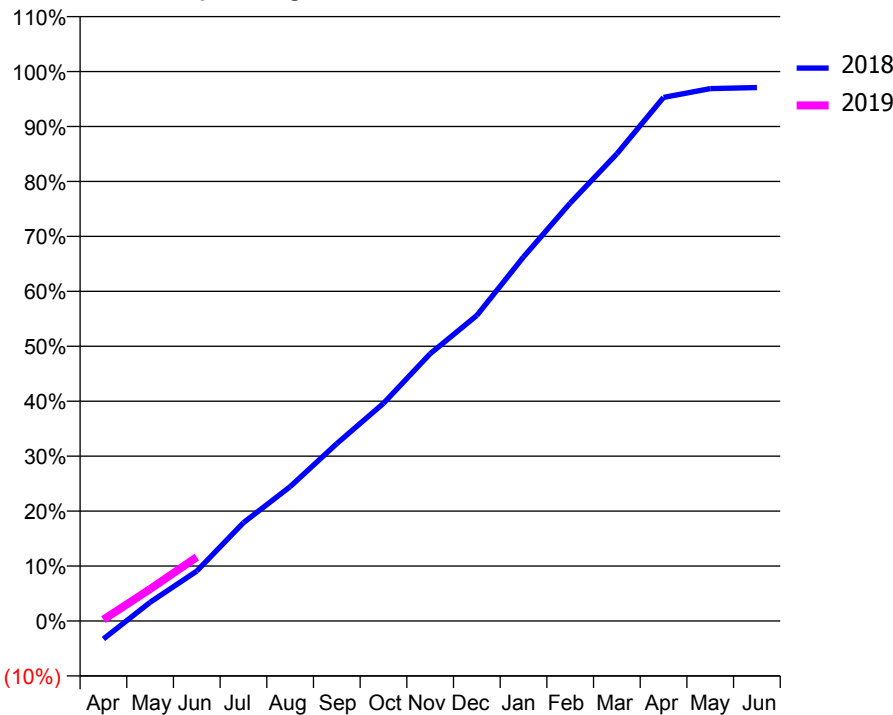
ACCESS*

Patients seen in 24 months	Total	Change since previous quarter
Quarter ending June 2017	4,480	
Quarter ending September 2017	4,366	↓
Quarter ending December 2017	4,307	↓
Quarter ending March 2018	4,282	→
Quarter ending June 2018	4,259	→
Variance since June 2017	(4.9%)	↓



ACTIVITY

Cumulative percentage of contracted UDA delivered 2018 & 2019



Month	Adjusted Scheduled Activity (UDA)	
	2018	2019
April	-557	43
May	580	987
June	1,543	1,975
July	3,042	
August	4,156	
September	5,486	
October	6,730	
November	8,263	
December	9,446	
January	11,259	
February	12,924	
March	14,447	
April	16,187	
May	16,463	
June	16,493	

QUALITY

	Quantity	Base Number	Contract	AT	Region	England
% of FP17s for the same patient ID Re-attending within 3 months - Children	20	344	5.8%	9.8%	11.5%	11.5%
% of FP17s for the same patient ID Re-attending within 3 months - Adults	159	1,078	14.7%	15.4%	16.6%	15.4%
% of FP17s for the same patient ID Re-attending between 3 & 9 months - Children	187	344	54.4%	49.2%	48.8%	58.9%
% of FP17s for the same patient ID Re-attending between 3 & 9 months - Adults	651	1,078	60.4%	39.1%	39.3%	51.6%
% of FP17s for Band 1 Urgent Courses	55	826	6.7%	10.0%	10.6%	8.9%
% of FP17s Relating to Free Repair or Replacements	14	826	1.7%	0.6%	0.5%	0.8%
% of FP17s Relating to Continuations	17	826	2.1%	0.9%	0.7%	0.9%
% of Patients satisfied with the dentistry they have received	7	8	N/A	91.6%	90.4%	93.2%
% of Patients satisfied with the time they had to wait for an appointment	7	8	N/A	88.0%	85.3%	88.8%

* This is based on patients treated on this contract for their most recent course of treatment. Figures in italics indicate the base number of FP17s or Patient Questionnaire responses are less than 100. N/A is shown where the base number of responses is less than 10 during the period. % is calculated as Quantity/Base number*100

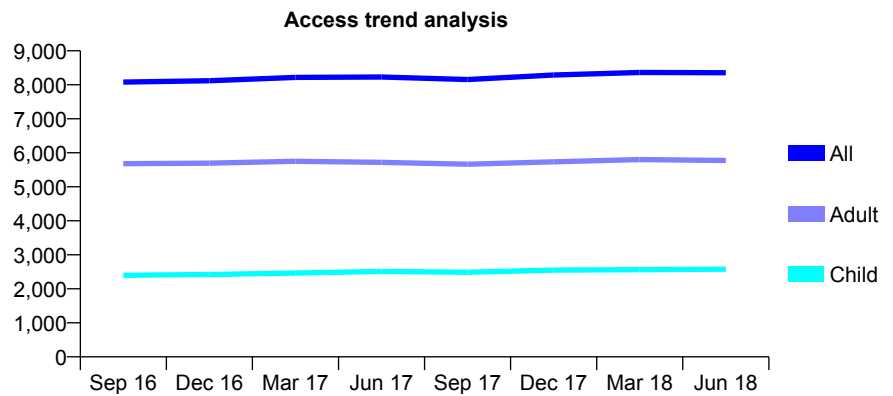
Q63 - Vital Signs At a Glance Contract Report for 135186/0001 - June 2018

Name or company name	Aspire Dental Practice Partnership
Contract type name	GDS Contract
Purpose of contract	General
Contract start date	21/08/2011
Contract end date	

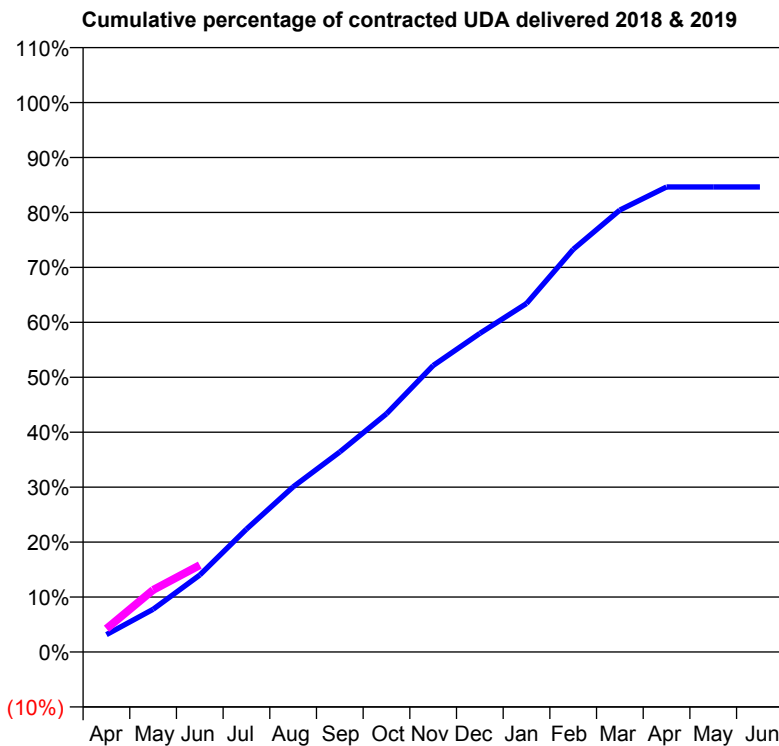
18/19 Contracted general activity (UDA)	25,000
Carry forward general activity (UDA)	0
18/19 Contracted orthodontic activity (UOA)	0
Carry forward orthodontic activity (UOA)	0
Baseline contract value	£632,089.78

ACCESS*

Patients seen in 24 months	Total	Change since previous quarter
Quarter ending June 2017	8,231	
Quarter ending September 2017	8,153	→
Quarter ending December 2017	8,287	→
Quarter ending March 2018	8,364	→
Quarter ending June 2018	8,355	→
Variance since June 2017	1.5%	→



ACTIVITY



Month	Adjusted Scheduled Activity (UDA)	
	2018	2019
April	794	1,057
May	1,942	2,823
June	3,504	3,953
July	5,591	
August	7,511	
September	9,101	
October	10,840	
November	13,036	
December	14,494	
January	15,855	
February	18,319	
March	20,111	
April	21,157	
May	21,157	
June	21,159	

QUALITY

	Quantity	Base Number	Contract	AT	Region	England
% of FP17s for the same patient ID Re-attending within 3 months - Children	67	753	8.9%	9.8%	11.5%	11.5%
% of FP17s for the same patient ID Re-attending within 3 months - Adults	261	1,498	17.4%	15.4%	16.6%	15.4%
% of FP17s for the same patient ID Re-attending between 3 & 9 months - Children	359	753	47.7%	49.2%	48.8%	58.9%
% of FP17s for the same patient ID Re-attending between 3 & 9 months - Adults	543	1,498	36.2%	39.1%	39.3%	51.6%
% of FP17s for Band 1 Urgent Courses	274	1,848	14.8%	10.0%	10.6%	8.9%
% of FP17s Relating to Free Repair or Replacements	9	1,848	0.5%	0.6%	0.5%	0.8%
% of FP17s Relating to Continuations	29	1,848	1.6%	0.9%	0.7%	0.9%
% of Patients satisfied with the dentistry they have received	4	4	N/A	91.6%	90.4%	93.2%
% of Patients satisfied with the time they had to wait for an appointment	4	4	N/A	88.0%	85.3%	88.8%

* This is based on patients treated on this contract for their most recent course of treatment. Figures in italics indicate the base number of FP17s or Patient Questionnaire responses are less than 100. N/A is shown where the base number of responses is less than 10 during the period. % is calculated as Quantity/Base number*100

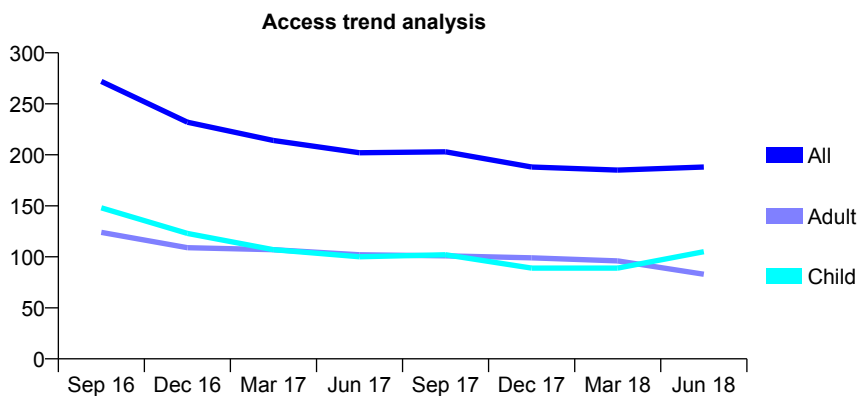
Q63 - Vital Signs At a Glance Contract Report for 135437/0001 - June 2018

Name or company name	Miss N Khoobehi
Contract type name	GDS Contract
Purpose of contract	General
Contract start date	29/06/2012
Contract end date	

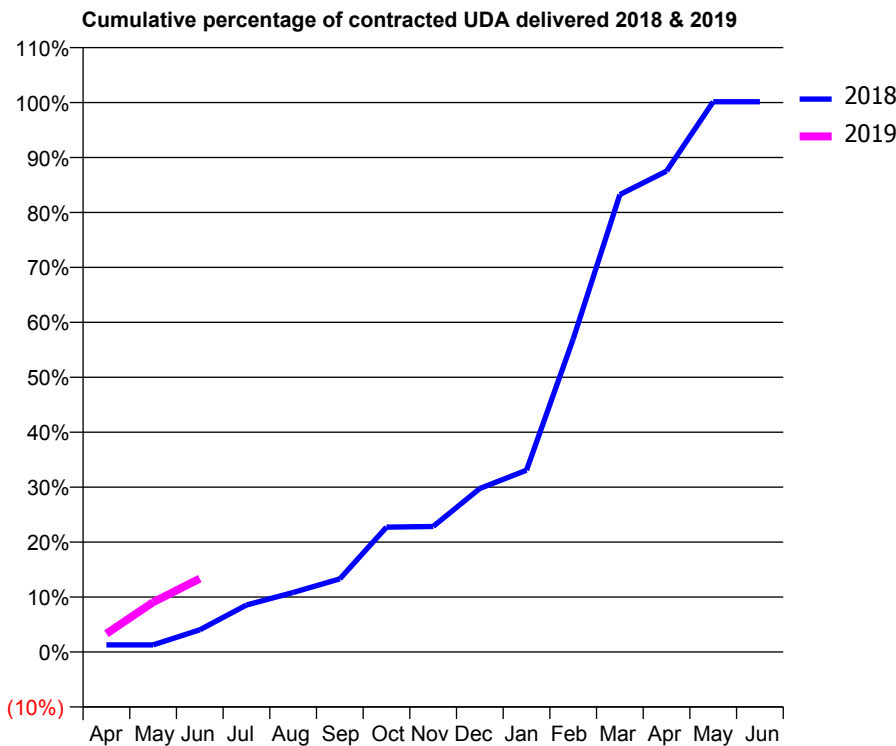
18/19 Contracted general activity (UDA)	844
Carry forward general activity (UDA)	0
18/19 Contracted orthodontic activity (UOA)	0
Carry forward orthodontic activity (UOA)	0
Baseline contract value	£22,730.68

ACCESS*

Patients seen in 24 months	Total	Change since previous quarter
Quarter ending June 2017	202	
Quarter ending September 2017	203	→
Quarter ending December 2017	188	↓
Quarter ending March 2018	185	↓
Quarter ending June 2018	188	→
Variance since June 2017	(6.9%)	↓



ACTIVITY



Month	Adjusted Scheduled Activity (UDA)	
	2018	2019
April	11	28
May	11	77
June	34	113
July	72	
August	91	
September	112	
October	192	
November	193	
December	251	
January	279	
February	481	
March	703	
April	739	
May	845	
June	845	

QUALITY

	Quantity	Base Number	Contract	AT	Region	England
% of FP17s for the same patient ID Re-attending within 3 months - Children	3	40	7.5%	9.8%	11.5%	11.5%
% of FP17s for the same patient ID Re-attending within 3 months - Adults	1	21	4.8%	15.4%	16.6%	15.4%
% of FP17s for the same patient ID Re-attending between 3 & 9 months - Children	4	40	10.0%	49.2%	48.8%	58.9%
% of FP17s for the same patient ID Re-attending between 3 & 9 months - Adults	5	21	23.8%	39.1%	39.3%	51.6%
% of FP17s for Band 1 Urgent Courses	4	39	10.3%	10.0%	10.6%	8.9%
% of FP17s Relating to Free Repair or Replacements	0	39	0.0%	0.6%	0.5%	0.8%
% of FP17s Relating to Continuations	0	39	0.0%	0.9%	0.7%	0.9%
% of Patients satisfied with the dentistry they have received	0	0	N/A	91.6%	90.4%	93.2%
% of Patients satisfied with the time they had to wait for an appointment	0	0	N/A	88.0%	85.3%	88.8%

* This is based on patients treated on this contract for their most recent course of treatment. Figures in italics indicate the base number of FP17s or Patient Questionnaire responses are less than 100. N/A is shown where the base number of responses is less than 10 during the period. % is calculated as Quantity/Base number*100

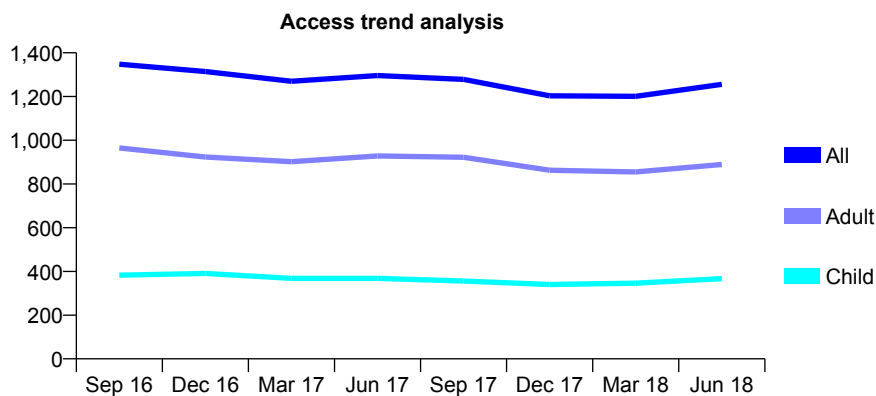
Q63 - Vital Signs At a Glance Contract Report for 136638/0001 - June 2018

Name or company name	Orchard Dental Centre
Contract type name	GDS Contract
Purpose of contract	General
Contract start date	14/06/2010
Contract end date	

18/19 Contracted general activity (UDA)	5,908
Carry forward general activity (UDA)	0
18/19 Contracted orthodontic activity (UOA)	0
Carry forward orthodontic activity (UOA)	0
Baseline contract value	£158,858.79

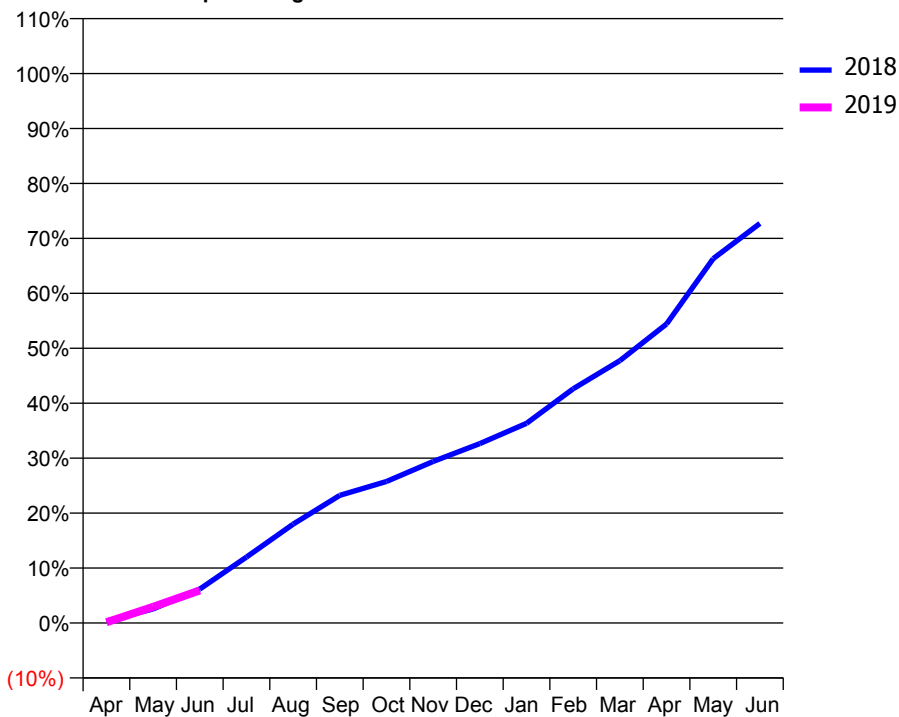
ACCESS*

Patients seen in 24 months	Total	Change since previous quarter
Quarter ending June 2017	1,296	
Quarter ending September 2017	1,278	↓
Quarter ending December 2017	1,203	↓
Quarter ending March 2018	1,201	→
Quarter ending June 2018	1,256	↑
Variance since June 2017	(3.1%)	↓



ACTIVITY

Cumulative percentage of contracted UDA delivered 2018 & 2019



Month	Adjusted Scheduled Activity (UDA)	
	2018	2019
April	23	8
May	151	175
June	365	351
July	709	
August	1,063	
September	1,373	
October	1,522	
November	1,737	
December	1,928	
January	2,147	
February	2,518	
March	2,821	
April	3,215	
May	3,918	
June	4,296	

QUALITY

	Quantity	Base Number	Contract	AT	Region	England
% of FP17s for the same patient ID Re-attending within 3 months - Children	39	181	21.5%	9.8%	11.5%	11.5%
% of FP17s for the same patient ID Re-attending within 3 months - Adults	115	417	27.6%	15.4%	16.6%	15.4%
% of FP17s for the same patient ID Re-attending between 3 & 9 months - Children	57	181	31.5%	49.2%	48.8%	58.9%
% of FP17s for the same patient ID Re-attending between 3 & 9 months - Adults	119	417	28.5%	39.1%	39.3%	51.6%
% of FP17s for Band 1 Urgent Courses	40	134	29.9%	10.0%	10.6%	8.9%
% of FP17s Relating to Free Repair or Replacements	0	134	0.0%	0.6%	0.5%	0.8%
% of FP17s Relating to Continuations	0	134	0.0%	0.9%	0.7%	0.9%
% of Patients satisfied with the dentistry they have received	0	0	N/A	91.6%	90.4%	93.2%
% of Patients satisfied with the time they had to wait for an appointment	0	0	N/A	88.0%	85.3%	88.8%

* This is based on patients treated on this contract for their most recent course of treatment. Figures in italics indicate the base number of FP17s or Patient Questionnaire responses are less than 100. N/A is shown where the base number of responses is less than 10 during the period. % is calculated as Quantity/Base number*100

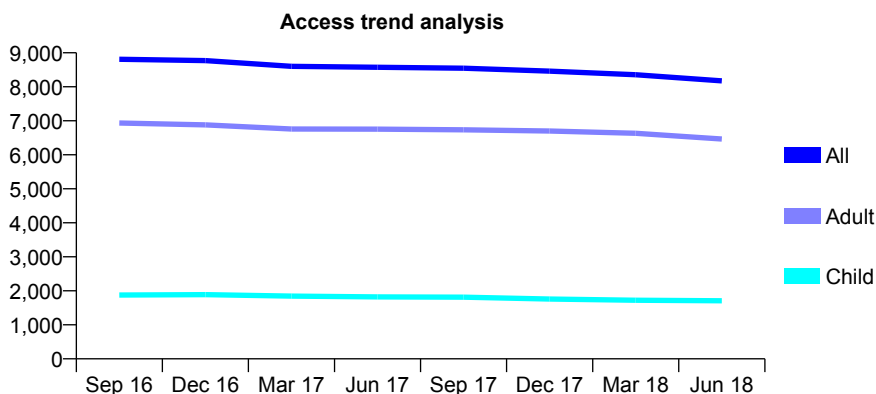
Q63 - Vital Signs At a Glance Contract Report for 136816/0001 - June 2018

Name or company name	N A JONES & R JOSEPH
Contract type name	GDS Contract
Purpose of contract	General
Contract start date	01/04/2011
Contract end date	

18/19 Contracted general activity (UDA)	29,000
Carry forward general activity (UDA)	0
18/19 Contracted orthodontic activity (UOA)	0
Carry forward orthodontic activity (UOA)	0
Baseline contract value	£749,845.69

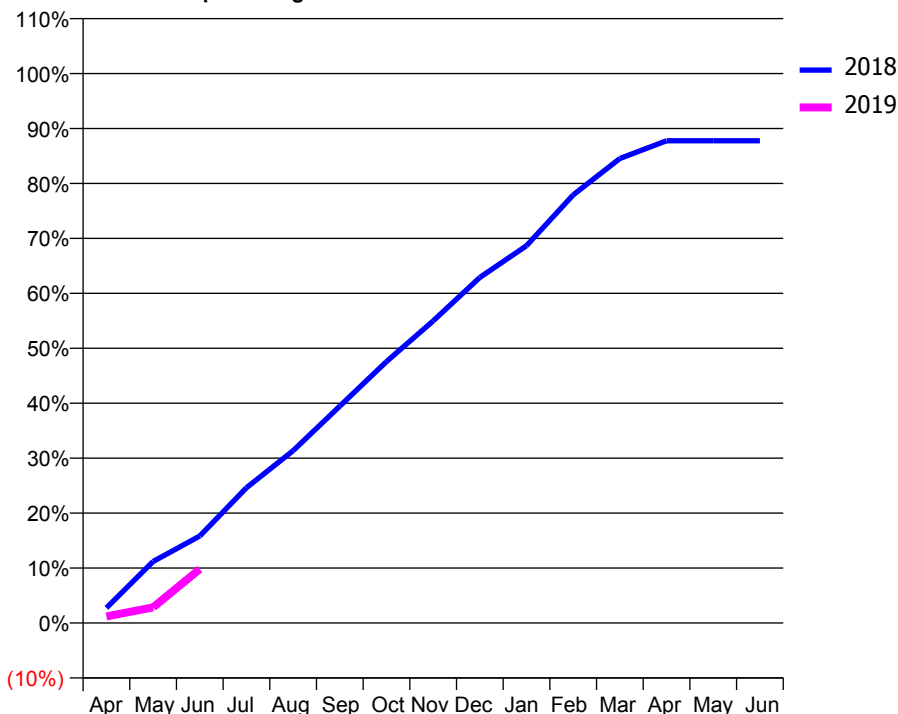
ACCESS*

Patients seen in 24 months	Total	Change since previous quarter
Quarter ending June 2017	8,575	
Quarter ending September 2017	8,549	→
Quarter ending December 2017	8,461	↓
Quarter ending March 2018	8,354	↓
Quarter ending June 2018	8,173	↓
Variance since June 2017	(4.7%)	↓



ACTIVITY

Cumulative percentage of contracted UDA delivered 2018 & 2019



Month	Adjusted Scheduled Activity (UDA)	
	2018	2019
April	800	346
May	3,249	829
June	4,590	2,847
July	7,139	
August	9,097	
September	11,447	
October	13,796	
November	15,944	
December	18,235	
January	19,915	
February	22,591	
March	24,517	
April	25,447	
May	25,447	
June	25,447	

QUALITY

	Quantity	Base Number	Contract	AT	Region	England
% of FP17s for the same patient ID Re-attending within 3 months - Children	21	339	6.2%	9.8%	11.5%	11.5%
% of FP17s for the same patient ID Re-attending within 3 months - Adults	284	1,360	20.9%	15.4%	16.6%	15.4%
% of FP17s for the same patient ID Re-attending between 3 & 9 months - Children	160	339	47.2%	49.2%	48.8%	58.9%
% of FP17s for the same patient ID Re-attending between 3 & 9 months - Adults	519	1,360	38.2%	39.1%	39.3%	51.6%
% of FP17s for Band 1 Urgent Courses	157	1,368	11.5%	10.0%	10.6%	8.9%
% of FP17s Relating to Free Repair or Replacements	22	1,368	1.6%	0.6%	0.5%	0.8%
% of FP17s Relating to Continuations	25	1,368	1.8%	0.9%	0.7%	0.9%
% of Patients satisfied with the dentistry they have received	4	4	N/A	91.6%	90.4%	93.2%
% of Patients satisfied with the time they had to wait for an appointment	3	4	N/A	88.0%	85.3%	88.8%

* This is based on patients treated on this contract for their most recent course of treatment. Figures in italics indicate the base number of FP17s or Patient Questionnaire responses are less than 100. N/A is shown where the base number of responses is less than 10 during the period. % is calculated as Quantity/Base number*100

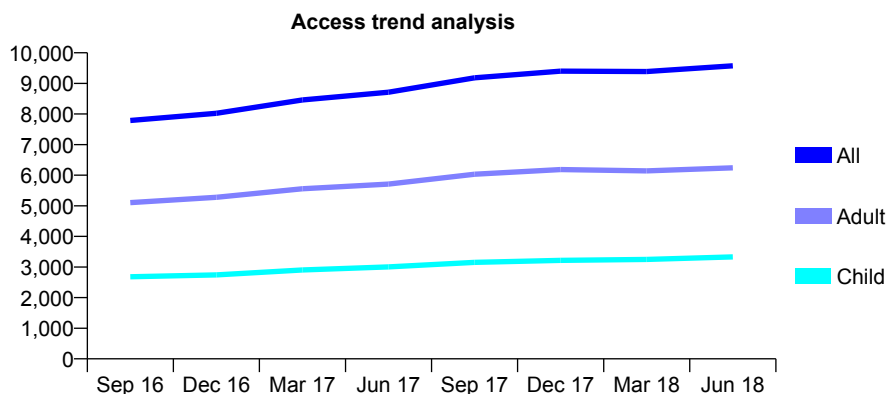
Q63 - Vital Signs At a Glance Contract Report for 138673/0001 - June 2018

Name or company name	Plumstead Dental Surgery Ltd
Contract type name	GDS Contract
Purpose of contract	General
Contract start date	01/12/2007
Contract end date	

18/19 Contracted general activity (UDA)	24,351
Carry forward general activity (UDA)	0
18/19 Contracted orthodontic activity (UOA)	0
Carry forward orthodontic activity (UOA)	0
Baseline contract value	£608,000.35

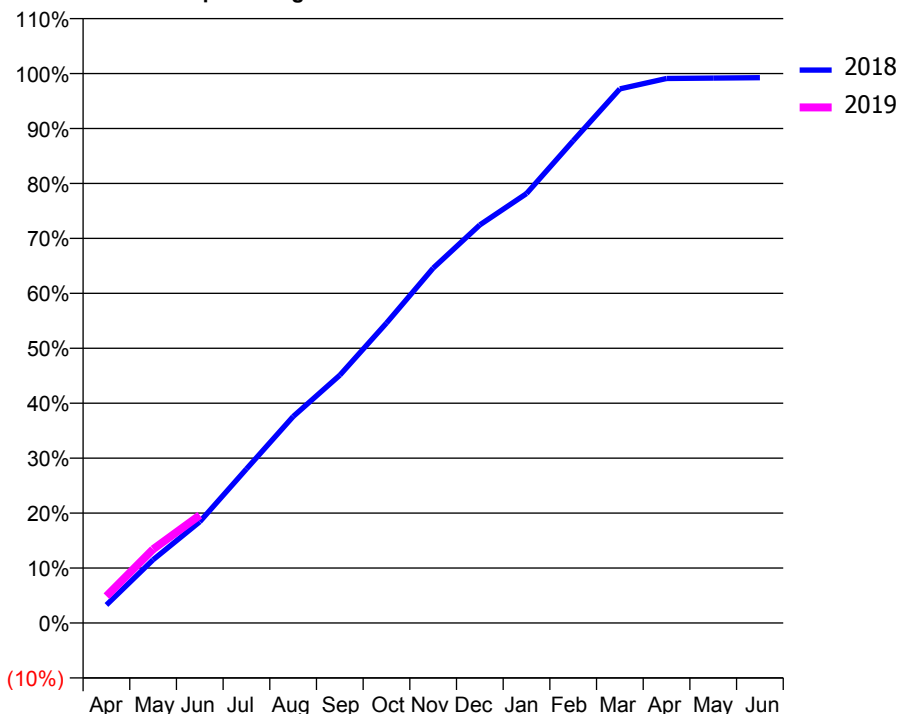
ACCESS*

Patients seen in 24 months	Total	Change since previous quarter
Quarter ending June 2017	8,714	
Quarter ending September 2017	9,185	↑
Quarter ending December 2017	9,402	↑
Quarter ending March 2018	9,388	→
Quarter ending June 2018	9,576	↑
Variance since June 2017	9.9%	↑



ACTIVITY

Cumulative percentage of contracted UDA delivered 2018 & 2019



Month	Adjusted Scheduled Activity (UDA)	
	2018	2019
April	801	1,191
May	2,807	3,270
June	4,490	4,776
July	6,828	
August	9,152	
September	10,982	
October	13,290	
November	15,726	
December	17,645	
January	19,033	
February	21,373	
March	23,668	
April	24,131	
May	24,150	
June	24,164	

QUALITY

	Quantity	Base Number	Contract	AT	Region	England
% of FP17s for the same patient ID Re-attending within 3 months - Children	98	920	10.7%	9.8%	11.5%	11.5%
% of FP17s for the same patient ID Re-attending within 3 months - Adults	333	1,594	20.9%	15.4%	16.6%	15.4%
% of FP17s for the same patient ID Re-attending between 3 & 9 months - Children	392	920	42.6%	49.2%	48.8%	58.9%
% of FP17s for the same patient ID Re-attending between 3 & 9 months - Adults	490	1,594	30.7%	39.1%	39.3%	51.6%
% of FP17s for Band 1 Urgent Courses	358	1,995	17.9%	10.0%	10.6%	8.9%
% of FP17s Relating to Free Repair or Replacements	2	1,995	0.1%	0.6%	0.5%	0.8%
% of FP17s Relating to Continuations	17	1,995	0.9%	0.9%	0.7%	0.9%
% of Patients satisfied with the dentistry they have received	1	1	N/A	91.6%	90.4%	93.2%
% of Patients satisfied with the time they had to wait for an appointment	1	1	N/A	88.0%	85.3%	88.8%

* This is based on patients treated on this contract for their most recent course of treatment. Figures in italics indicate the base number of FP17s or Patient Questionnaire responses are less than 100. N/A is shown where the base number of responses is less than 10 during the period. % is calculated as Quantity/Base number*100

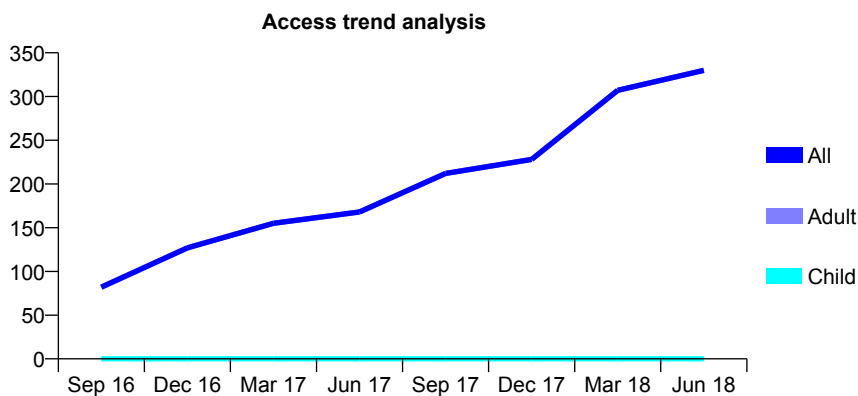
Q63 - Vital Signs At a Glance Contract Report for 138673/0002 - June 2018

Name or company name	Plumstead Dental Surgery Ltd
Contract type name	PDS Contract
Purpose of contract	General
Contract start date	01/04/2011
Contract end date	30/06/2018

18/19 Contracted general activity (UDA)	225
Carry forward general activity (UDA)	0
18/19 Contracted orthodontic activity (UOA)	0
Carry forward orthodontic activity (UOA)	0
Baseline contract value	£11,869.46

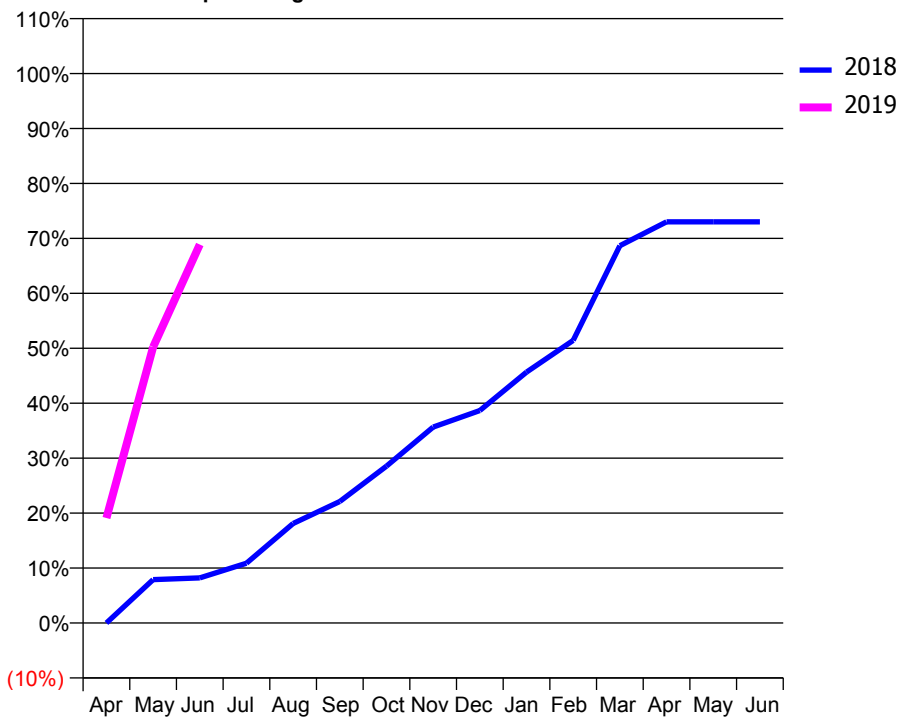
ACCESS*

Patients seen in 24 months	Total	Change since previous quarter
Quarter ending June 2017	168	
Quarter ending September 2017	212	↑
Quarter ending December 2017	228	↑
Quarter ending March 2018	307	↑
Quarter ending June 2018	330	↑
Variance since June 2017	96.4%	↑



ACTIVITY

Cumulative percentage of contracted UDA delivered 2018 & 2019



QUALITY

	Quantity	Base Number	Contract	AT	Region	England
% of FP17s for the same patient ID Re-attending within 3 months - Children	0	0	N/A	9.8%	11.5%	11.5%
% of FP17s for the same patient ID Re-attending within 3 months - Adults	1	66	1.5%	15.4%	16.6%	15.4%
% of FP17s for the same patient ID Re-attending between 3 & 9 months - Children	0	0	N/A	49.2%	48.8%	58.9%
% of FP17s for the same patient ID Re-attending between 3 & 9 months - Adults	0	66	0.0%	39.1%	39.3%	51.6%
% of FP17s for Band 1 Urgent Courses	0	53	0.0%	10.0%	10.6%	8.9%
% of FP17s Relating to Free Repair or Replacements	0	53	0.0%	0.6%	0.5%	0.8%
% of FP17s Relating to Continuations	0	53	0.0%	0.9%	0.7%	0.9%
% of Patients satisfied with the dentistry they have received	0	0	N/A	91.6%	90.4%	93.2%
% of Patients satisfied with the time they had to wait for an appointment	0	0	N/A	88.0%	85.3%	88.8%

* This is based on patients treated on this contract for their most recent course of treatment. Figures in italics indicate the base number of FP17s or Patient Questionnaire responses are less than 100. N/A is shown where the base number of responses is less than 10 during the period. % is calculated as Quantity/Base number*100

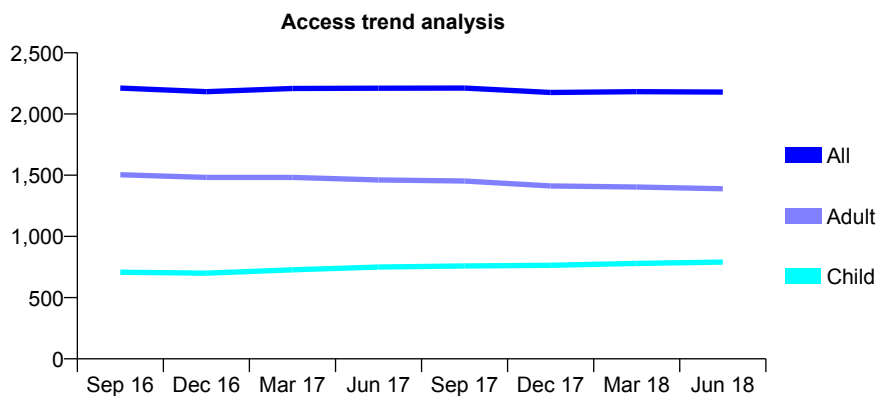
Q63 - Vital Signs At a Glance Contract Report for 140384/0001 - June 2018

Name or company name	Arcades Dental Surgery
Contract type name	GDS Contract
Purpose of contract	General
Contract start date	01/04/2006
Contract end date	

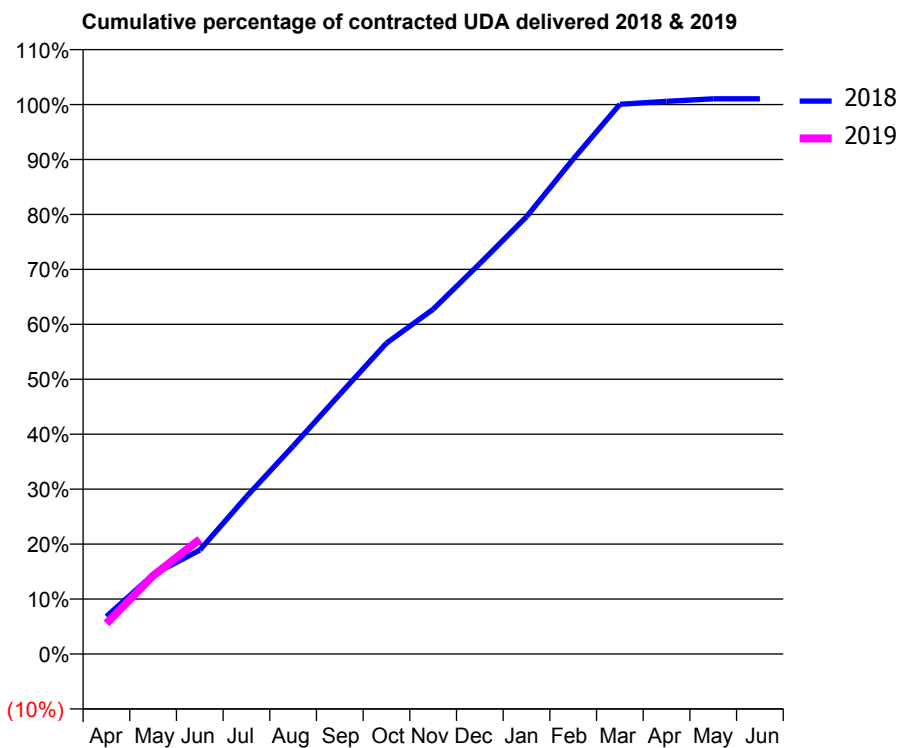
18/19 Contracted general activity (UDA)	6,775
Carry forward general activity (UDA)	0
18/19 Contracted orthodontic activity (UOA)	0
Carry forward orthodontic activity (UOA)	0
Baseline contract value	£206,031.83

ACCESS*

Patients seen in 24 months	Total	Change since previous quarter
Quarter ending June 2017	2,211	
Quarter ending September 2017	2,212	→
Quarter ending December 2017	2,176	↓
Quarter ending March 2018	2,183	→
Quarter ending June 2018	2,179	→
Variance since June 2017	(1.4%)	↓



ACTIVITY



Adjusted Scheduled Activity (UDA)		
Month	2018	2019
April	462	377
May	979	966
June	1,282	1,414
July	1,941	
August	2,564	
September	3,203	
October	3,833	
November	4,251	
December	4,815	
January	5,391	
February	6,103	
March	6,777	
April	6,813	
May	6,844	
June	6,844	

QUALITY

	Quantity	Base Number	Contract	AT	Region	England
% of FP17s for the same patient ID Re-attending within 3 months - Children	10	202	5.0%	9.8%	11.5%	11.5%
% of FP17s for the same patient ID Re-attending within 3 months - Adults	34	314	10.8%	15.4%	16.6%	15.4%
% of FP17s for the same patient ID Re-attending between 3 & 9 months - Children	85	202	42.1%	49.2%	48.8%	58.9%
% of FP17s for the same patient ID Re-attending between 3 & 9 months - Adults	132	314	42.0%	39.1%	39.3%	51.6%
% of FP17s for Band 1 Urgent Courses	40	505	7.9%	10.0%	10.6%	8.9%
% of FP17s Relating to Free Repair or Replacements	0	505	0.0%	0.6%	0.5%	0.8%
% of FP17s Relating to Continuations	0	505	0.0%	0.9%	0.7%	0.9%
% of Patients satisfied with the dentistry they have received	1	2	N/A	91.6%	90.4%	93.2%
% of Patients satisfied with the time they had to wait for an appointment	1	2	N/A	88.0%	85.3%	88.8%

* This is based on patients treated on this contract for their most recent course of treatment. Figures in italics indicate the base number of FP17s or Patient Questionnaire responses are less than 100. N/A is shown where the base number of responses is less than 10 during the period. % is calculated as Quantity/Base number*100

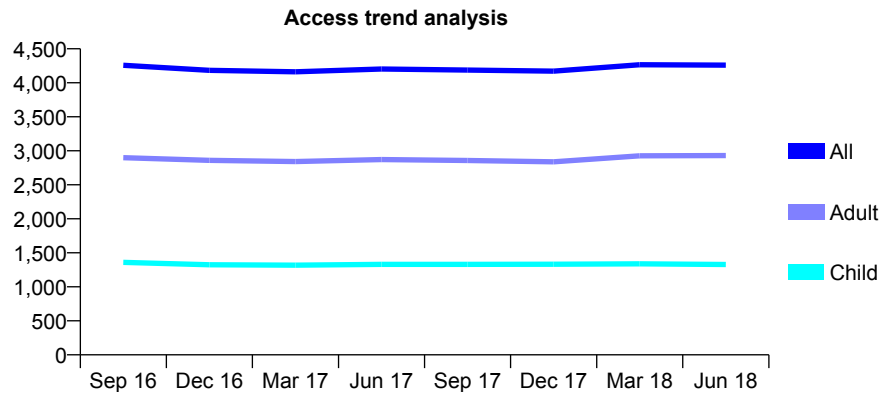
Q63 - Vital Signs At a Glance Contract Report for 141097/0001 - June 2018

Name or company name	Mr DJ Mehigan & Miss AM Peel
Contract type name	GDS Contract
Purpose of contract	General and Orthodontic
Contract start date	01/11/2006
Contract end date	

18/19 Contracted general activity (UDA)	14,962
Carry forward general activity (UDA)	0
18/19 Contracted orthodontic activity (UOA)	688
Carry forward orthodontic activity (UOA)	0
Baseline contract value	£376,806.25

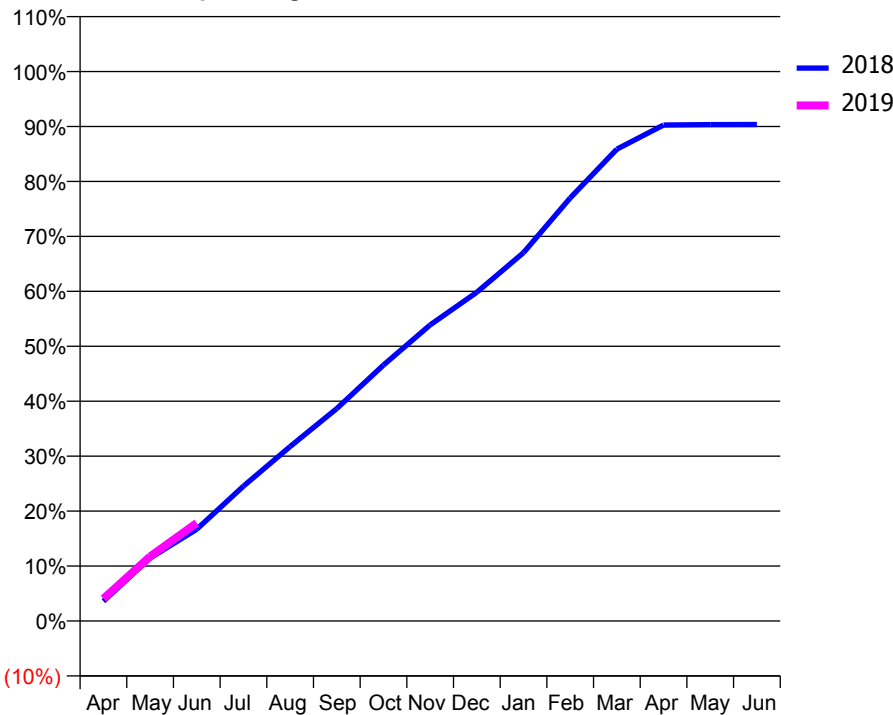
ACCESS*

Patients seen in 24 months	Total	Change since previous quarter
Quarter ending June 2017	4,202	
Quarter ending September 2017	4,188	→
Quarter ending December 2017	4,171	→
Quarter ending March 2018	4,265	↑
Quarter ending June 2018	4,260	→
Variance since June 2017	1.4%	→



ACTIVITY

Cumulative percentage of contracted UDA delivered 2018 & 2019



Month	Adjusted Scheduled Activity (UDA)	
	2018	2019
April	541	608
May	1,716	1,758
June	2,501	2,672
July	3,673	
August	4,751	
September	5,786	
October	6,969	
November	8,062	
December	8,951	
January	10,030	
February	11,519	
March	12,848	
April	13,504	
May	13,515	
June	13,518	

QUALITY

	Quantity	Base Number	Contract	AT	Region	England
% of FP17s for the same patient ID Re-attending within 3 months - Children	46	585	7.9%	9.8%	11.5%	11.5%
% of FP17s for the same patient ID Re-attending within 3 months - Adults	233	1,101	21.2%	15.4%	16.6%	15.4%
% of FP17s for the same patient ID Re-attending between 3 & 9 months - Children	340	585	58.1%	49.2%	48.8%	58.9%
% of FP17s for the same patient ID Re-attending between 3 & 9 months - Adults	579	1,101	52.6%	39.1%	39.3%	51.6%
% of FP17s for Band 1 Urgent Courses	94	1,302	7.2%	10.0%	10.6%	8.9%
% of FP17s Relating to Free Repair or Replacements	9	1,302	0.7%	0.6%	0.5%	0.8%
% of FP17s Relating to Continuations	68	1,302	5.2%	0.9%	0.7%	0.9%
% of Patients satisfied with the dentistry they have received	4	5	N/A	91.6%	90.4%	93.2%
% of Patients satisfied with the time they had to wait for an appointment	5	5	N/A	88.0%	85.3%	88.8%

* This is based on patients treated on this contract for their most recent course of treatment. Figures in italics indicate the base number of FP17s or Patient Questionnaire responses are less than 100. N/A is shown where the base number of responses is less than 10 during the period. % is calculated as Quantity/Base number*100

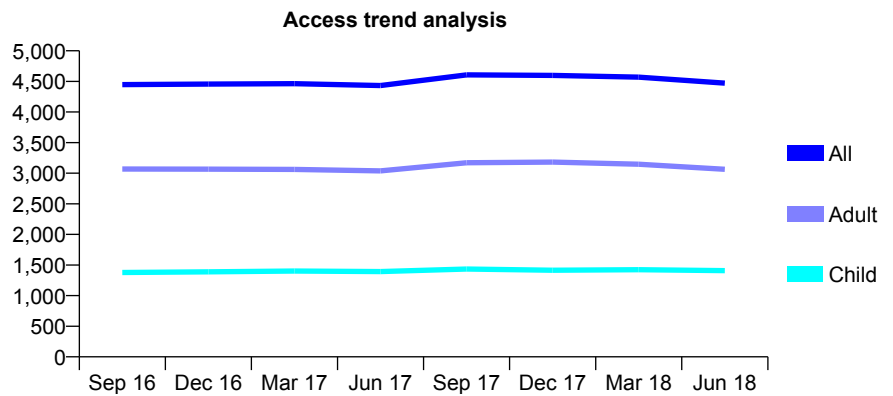
Q63 - Vital Signs At a Glance Contract Report for 141992/0001 - June 2018

Name or company name	S Cowley, R Ingham and J Angelo
Contract type name	GDS Contract
Purpose of contract	General
Contract start date	01/12/2012
Contract end date	

18/19 Contracted general activity (UDA)	20,575
Carry forward general activity (UDA)	0
18/19 Contracted orthodontic activity (UOA)	0
Carry forward orthodontic activity (UOA)	0
Baseline contract value	£637,688.84

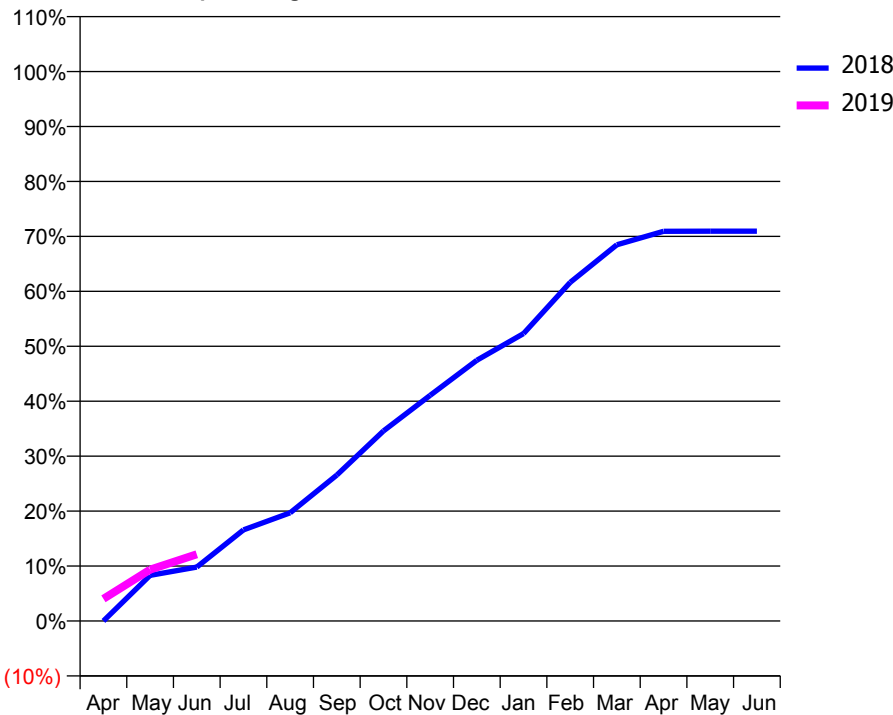
ACCESS*

Patients seen in 24 months	Total	Change since previous quarter
Quarter ending June 2017	4,433	
Quarter ending September 2017	4,607	↑
Quarter ending December 2017	4,599	→
Quarter ending March 2018	4,570	→
Quarter ending June 2018	4,472	↓
Variance since June 2017	0.9%	→



ACTIVITY

Cumulative percentage of contracted UDA delivered 2018 & 2019



Month	Adjusted Scheduled Activity (UDA)	
	2018	2019
April	0	832
May	1,711	1,926
June	2,018	2,497
July	3,411	
August	4,052	
September	5,465	
October	7,118	
November	8,453	
December	9,766	
January	10,761	
February	12,682	
March	14,087	
April	14,592	
May	14,595	
June	14,595	

QUALITY

	Quantity	Base Number	Contract	AT	Region	England
% of FP17s for the same patient ID Re-attending within 3 months - Children	35	339	10.3%	9.8%	11.5%	11.5%
% of FP17s for the same patient ID Re-attending within 3 months - Adults	231	781	29.6%	15.4%	16.6%	15.4%
% of FP17s for the same patient ID Re-attending between 3 & 9 months - Children	123	339	36.3%	49.2%	48.8%	58.9%
% of FP17s for the same patient ID Re-attending between 3 & 9 months - Adults	200	781	25.6%	39.1%	39.3%	51.6%
% of FP17s for Band 1 Urgent Courses	214	940	22.8%	10.0%	10.6%	8.9%
% of FP17s Relating to Free Repair or Replacements	12	940	1.3%	0.6%	0.5%	0.8%
% of FP17s Relating to Continuations	22	940	2.3%	0.9%	0.7%	0.9%
% of Patients satisfied with the dentistry they have received	2	2	N/A	91.6%	90.4%	93.2%
% of Patients satisfied with the time they had to wait for an appointment	1	2	N/A	88.0%	85.3%	88.8%

* This is based on patients treated on this contract for their most recent course of treatment. Figures in italics indicate the base number of FP17s or Patient Questionnaire responses are less than 100. N/A is shown where the base number of responses is less than 10 during the period. % is calculated as Quantity/Base number*100

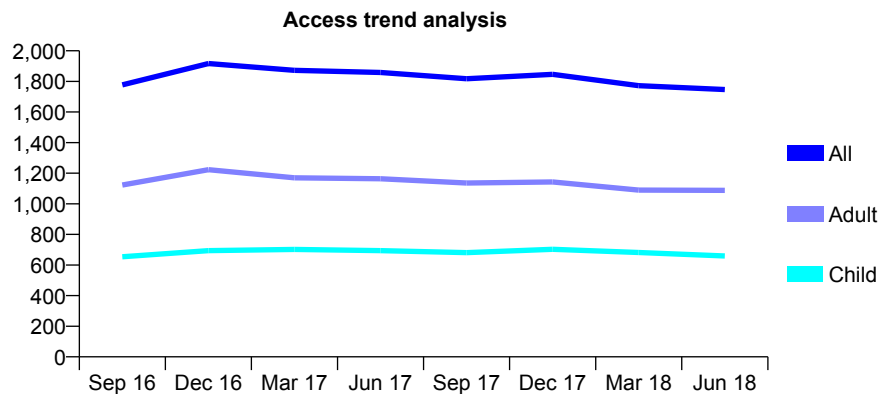
Q63 - Vital Signs At a Glance Contract Report for 142654/0001 - June 2018

Name or company name	Dr May Amour
Contract type name	GDS Contract
Purpose of contract	General
Contract start date	04/12/2012
Contract end date	

18/19 Contracted general activity (UDA)	4,000
Carry forward general activity (UDA)	0
18/19 Contracted orthodontic activity (UOA)	0
Carry forward orthodontic activity (UOA)	0
Baseline contract value	£123,365.02

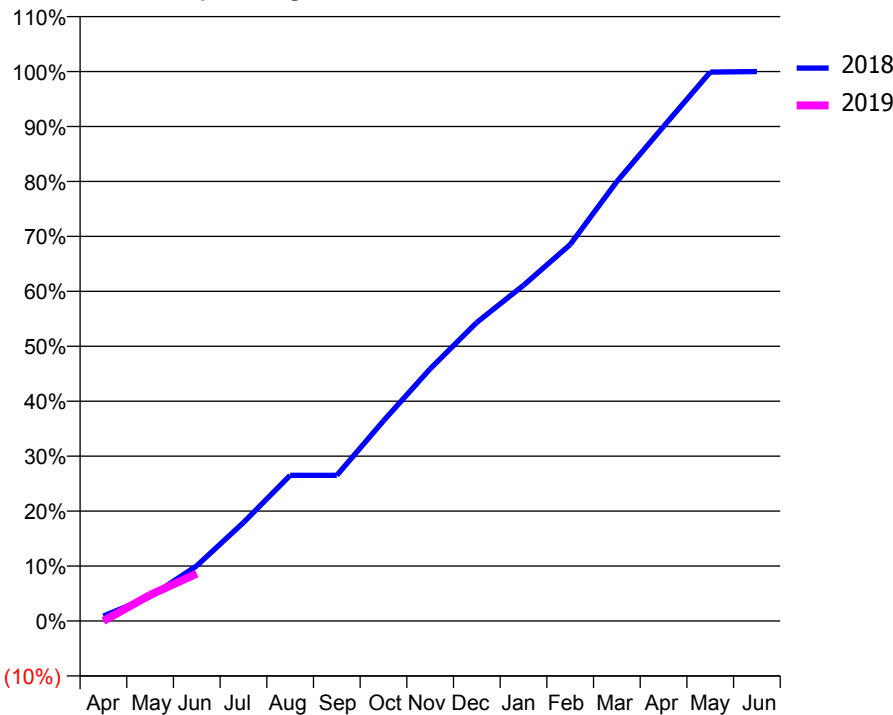
ACCESS*

Patients seen in 24 months	Total	Change since previous quarter
Quarter ending June 2017	1,858	
Quarter ending September 2017	1,817	↓
Quarter ending December 2017	1,846	→
Quarter ending March 2018	1,772	↓
Quarter ending June 2018	1,747	↓
Variance since June 2017	(6.0%)	↓



ACTIVITY

Cumulative percentage of contracted UDA delivered 2018 & 2019



Adjusted Scheduled Activity (UDA)		
Month	2018	2019
April	36	0
May	177	190
June	403	345
July	717	
August	1,061	
September	1,061	
October	1,458	
November	1,836	
December	2,173	
January	2,444	
February	2,740	
March	3,199	
April	3,600	
May	3,996	
June	4,000	

QUALITY

	Quantity	Base Number	Contract	AT	Region	England
% of FP17s for the same patient ID Re-attending within 3 months - Children	4	120	3.3%	9.8%	11.5%	11.5%
% of FP17s for the same patient ID Re-attending within 3 months - Adults	5	214	2.3%	15.4%	16.6%	15.4%
% of FP17s for the same patient ID Re-attending between 3 & 9 months - Children	26	120	21.7%	49.2%	48.8%	58.9%
% of FP17s for the same patient ID Re-attending between 3 & 9 months - Adults	40	214	18.7%	39.1%	39.3%	51.6%
% of FP17s for Band 1 Urgent Courses	15	147	10.2%	10.0%	10.6%	8.9%
% of FP17s Relating to Free Repair or Replacements	0	147	0.0%	0.6%	0.5%	0.8%
% of FP17s Relating to Continuations	0	147	0.0%	0.9%	0.7%	0.9%
% of Patients satisfied with the dentistry they have received	0	0	N/A	91.6%	90.4%	93.2%
% of Patients satisfied with the time they had to wait for an appointment	0	0	N/A	88.0%	85.3%	88.8%

* This is based on patients treated on this contract for their most recent course of treatment. Figures in italics indicate the base number of FP17s or Patient Questionnaire responses are less than 100. N/A is shown where the base number of responses is less than 10 during the period. % is calculated as Quantity/Base number*100

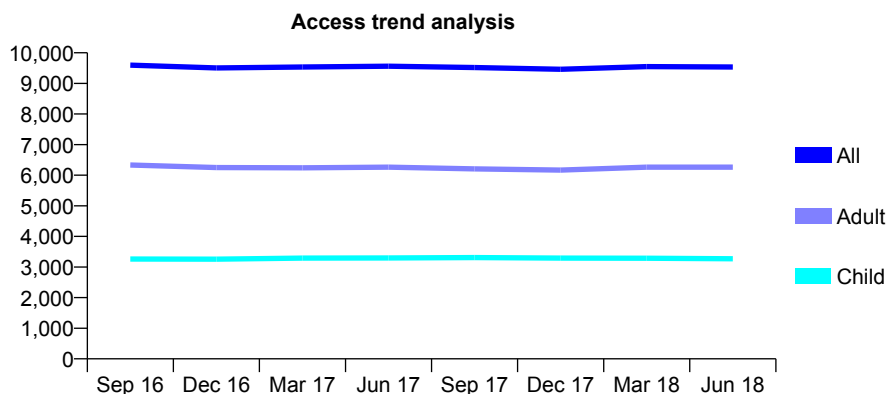
Q63 - Vital Signs At a Glance Contract Report for 143553/0001 - June 2018

Name or company name	Brigstock Dental Practice
Contract type name	GDS Contract
Purpose of contract	General
Contract start date	05/06/2014
Contract end date	

18/19 Contracted general activity (UDA)	21,983
Carry forward general activity (UDA)	0
18/19 Contracted orthodontic activity (UOA)	0
Carry forward orthodontic activity (UOA)	0
Baseline contract value	£638,692.15

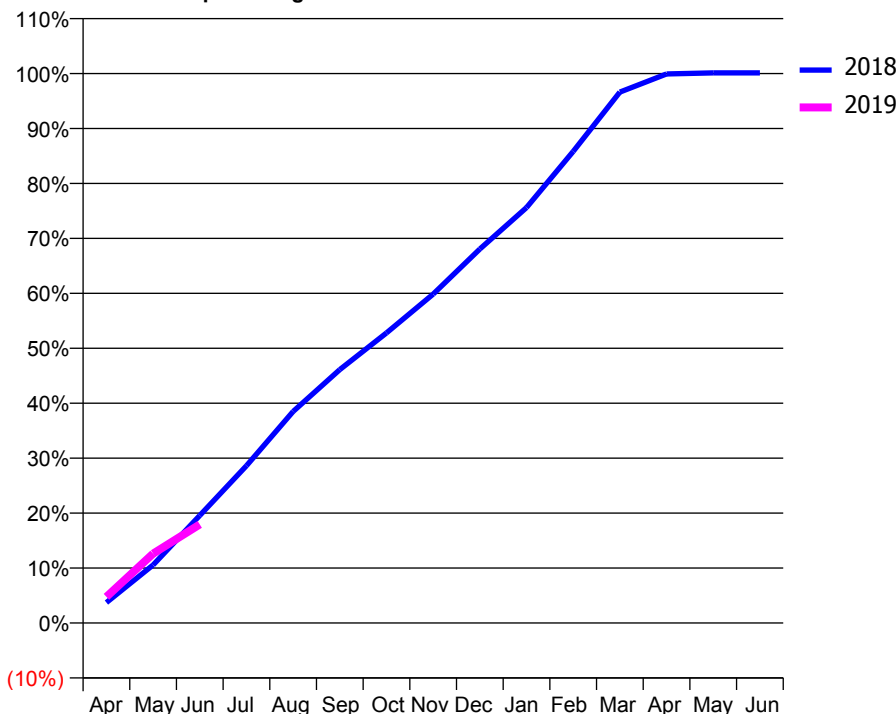
ACCESS*

Patients seen in 24 months	Total	Change since previous quarter
Quarter ending June 2017	9,560	
Quarter ending September 2017	9,518	→
Quarter ending December 2017	9,461	→
Quarter ending March 2018	9,549	→
Quarter ending June 2018	9,535	→
Variance since June 2017	(0.3%)	→



ACTIVITY

Cumulative percentage of contracted UDA delivered 2018 & 2019



Month	Adjusted Scheduled Activity (UDA)	
	2018	2019
April	817	1,048
May	2,322	2,779
June	4,300	3,943
July	6,294	
August	8,463	
September	10,138	
October	11,605	
November	13,156	
December	14,959	
January	16,620	
February	18,865	
March	21,238	
April	21,964	
May	22,006	
June	22,010	

QUALITY

	Quantity	Base Number	Contract	AT	Region	England
% of FP17s for the same patient ID Re-attending within 3 months - Children	76	971	7.8%	9.8%	11.5%	11.5%
% of FP17s for the same patient ID Re-attending within 3 months - Adults	195	1,479	13.2%	15.4%	16.6%	15.4%
% of FP17s for the same patient ID Re-attending between 3 & 9 months - Children	514	971	52.9%	49.2%	48.8%	58.9%
% of FP17s for the same patient ID Re-attending between 3 & 9 months - Adults	600	1,479	40.6%	39.1%	39.3%	51.6%
% of FP17s for Band 1 Urgent Courses	219	1,888	11.6%	10.0%	10.6%	8.9%
% of FP17s Relating to Free Repair or Replacements	6	1,888	0.3%	0.6%	0.5%	0.8%
% of FP17s Relating to Continuations	3	1,888	0.2%	0.9%	0.7%	0.9%
% of Patients satisfied with the dentistry they have received	1	4	N/A	91.6%	90.4%	93.2%
% of Patients satisfied with the time they had to wait for an appointment	2	4	N/A	88.0%	85.3%	88.8%

* This is based on patients treated on this contract for their most recent course of treatment. Figures in italics indicate the base number of FP17s or Patient Questionnaire responses are less than 100. N/A is shown where the base number of responses is less than 10 during the period. % is calculated as Quantity/Base number*100

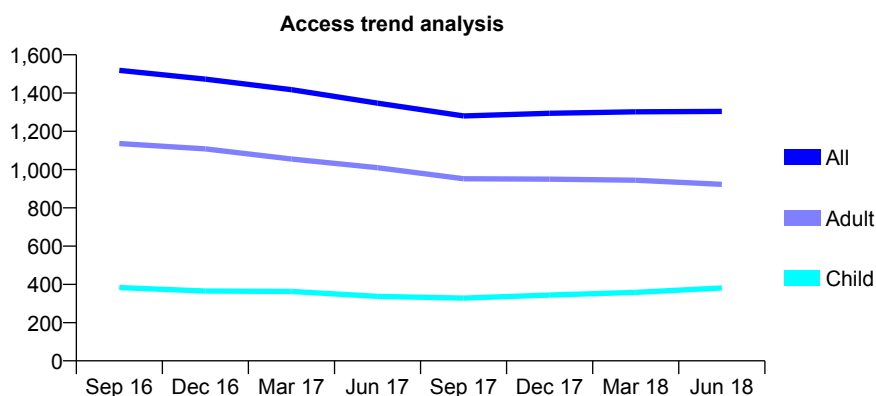
Q63 - Vital Signs At a Glance Contract Report for 144312/0001 - June 2018

Name or company name	Shortlands Dental Practice Limited
Contract type name	GDS Contract
Purpose of contract	General
Contract start date	01/08/2009
Contract end date	

18/19 Contracted general activity (UDA)	5,010
Carry forward general activity (UDA)	0
18/19 Contracted orthodontic activity (UOA)	0
Carry forward orthodontic activity (UOA)	0
Baseline contract value	£128,926.46

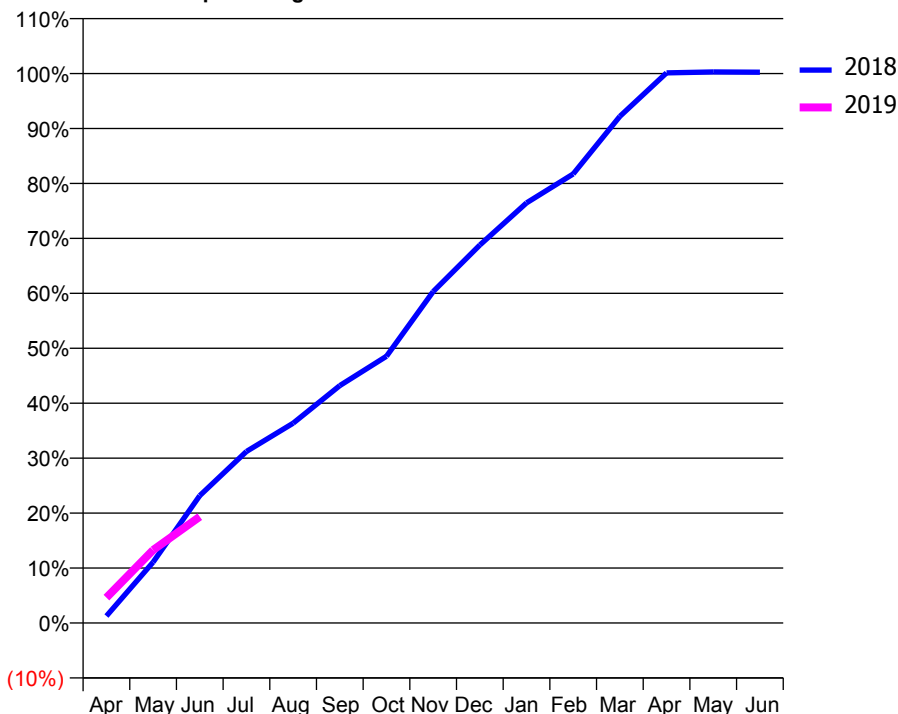
ACCESS*

Patients seen in 24 months	Total	Change since previous quarter
Quarter ending June 2017	1,347	
Quarter ending September 2017	1,280	↓
Quarter ending December 2017	1,294	→
Quarter ending March 2018	1,302	→
Quarter ending June 2018	1,304	→
Variance since June 2017	(3.2%)	↓



ACTIVITY

Cumulative percentage of contracted UDA delivered 2018 & 2019



Adjusted Scheduled Activity (UDA)

Month	2018	2019
April	64	232
May	555	665
June	1,162	969
July	1,564	
August	1,822	
September	2,165	
October	2,432	
November	3,022	
December	3,446	
January	3,831	
February	4,095	
March	4,620	
April	5,016	
May	5,025	
June	5,022	

QUALITY

	Quantity	Base Number	Contract	AT	Region	England
% of FP17s for the same patient ID Re-attending within 3 months - Children	17	129	13.2%	9.8%	11.5%	11.5%
% of FP17s for the same patient ID Re-attending within 3 months - Adults	59	281	21.0%	15.4%	16.6%	15.4%
% of FP17s for the same patient ID Re-attending between 3 & 9 months - Children	59	129	45.7%	49.2%	48.8%	58.9%
% of FP17s for the same patient ID Re-attending between 3 & 9 months - Adults	106	281	37.7%	39.1%	39.3%	51.6%
% of FP17s for Band 1 Urgent Courses	17	324	5.2%	10.0%	10.6%	8.9%
% of FP17s Relating to Free Repair or Replacements	4	324	1.2%	0.6%	0.5%	0.8%
% of FP17s Relating to Continuations	8	324	2.5%	0.9%	0.7%	0.9%
% of Patients satisfied with the dentistry they have received	1	2	N/A	91.6%	90.4%	93.2%
% of Patients satisfied with the time they had to wait for an appointment	1	2	N/A	88.0%	85.3%	88.8%

* This is based on patients treated on this contract for their most recent course of treatment. Figures in italics indicate the base number of FP17s or Patient Questionnaire responses are less than 100. N/A is shown where the base number of responses is less than 10 during the period. % is calculated as Quantity/Base number*100

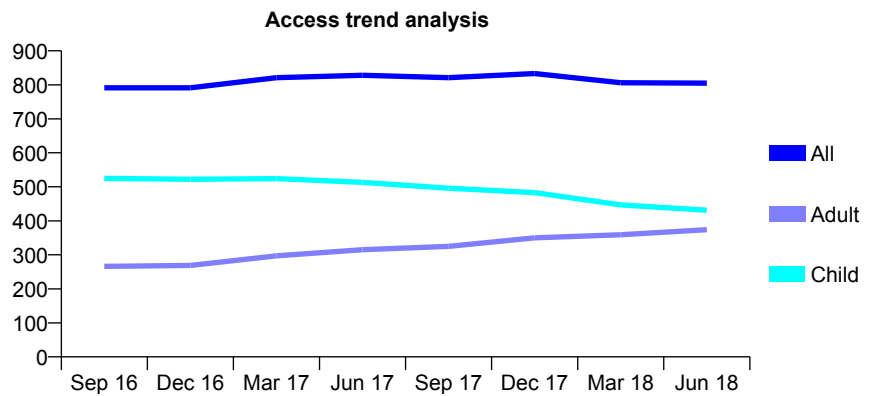
Q63 - Vital Signs At a Glance Contract Report for 144347/0001 - June 2018

Name or company name	Ivory
Contract type name	GDS Contract
Purpose of contract	General
Contract start date	01/06/2009
Contract end date	

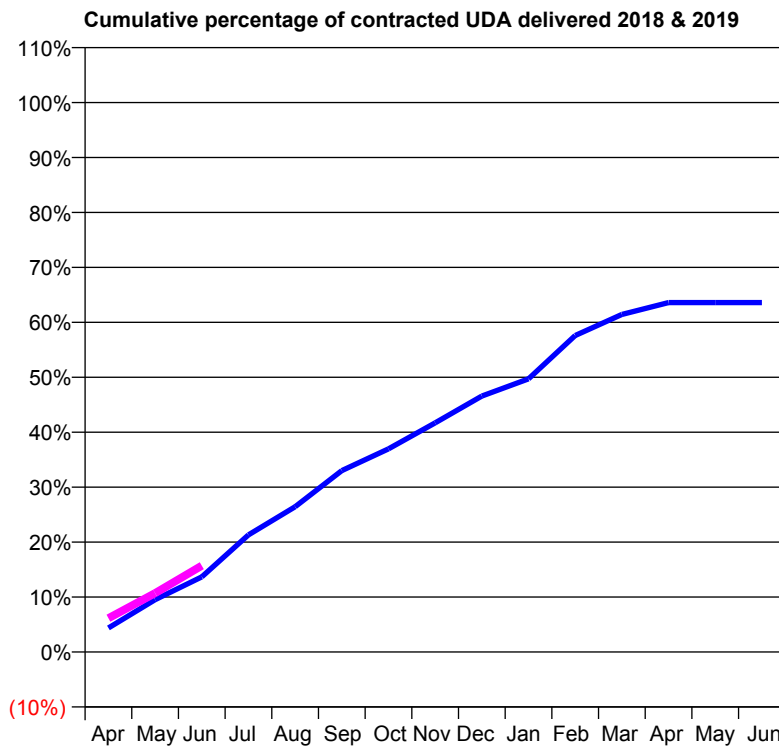
18/19 Contracted general activity (UDA)	3,269
Carry forward general activity (UDA)	0
18/19 Contracted orthodontic activity (UOA)	0
Carry forward orthodontic activity (UOA)	0
Baseline contract value	£79,057.46

ACCESS*

Patients seen in 24 months	Total	Change since previous quarter
Quarter ending June 2017	828	
Quarter ending September 2017	821	→
Quarter ending December 2017	833	→
Quarter ending March 2018	806	↓
Quarter ending June 2018	805	→
Variance since June 2017	(2.8%)	↓



ACTIVITY



Adjusted Scheduled Activity (UDA)		
Month	2018	2019
April	143	201
May	311	350
June	447	514
July	697	
August	864	
September	1,079	
October	1,208	
November	1,363	
December	1,523	
January	1,625	
February	1,883	
March	2,008	
April	2,079	
May	2,079	
June	2,079	

QUALITY

	Quantity	Base Number	Contract	AT	Region	England
% of FP17s for the same patient ID Re-attending within 3 months - Children	7	172	4.1%	9.8%	11.5%	11.5%
% of FP17s for the same patient ID Re-attending within 3 months - Adults	19	96	19.8%	15.4%	16.6%	15.4%
% of FP17s for the same patient ID Re-attending between 3 & 9 months - Children	112	172	65.1%	49.2%	48.8%	58.9%
% of FP17s for the same patient ID Re-attending between 3 & 9 months - Adults	40	96	41.7%	39.1%	39.3%	51.6%
% of FP17s for Band 1 Urgent Courses	23	236	9.7%	10.0%	10.6%	8.9%
% of FP17s Relating to Free Repair or Replacements	0	236	0.0%	0.6%	0.5%	0.8%
% of FP17s Relating to Continuations	0	236	0.0%	0.9%	0.7%	0.9%
% of Patients satisfied with the dentistry they have received	1	1	N/A	91.6%	90.4%	93.2%
% of Patients satisfied with the time they had to wait for an appointment	1	1	N/A	88.0%	85.3%	88.8%

* This is based on patients treated on this contract for their most recent course of treatment. Figures in italics indicate the base number of FP17s or Patient Questionnaire responses are less than 100. N/A is shown where the base number of responses is less than 10 during the period. % is calculated as Quantity/Base number*100

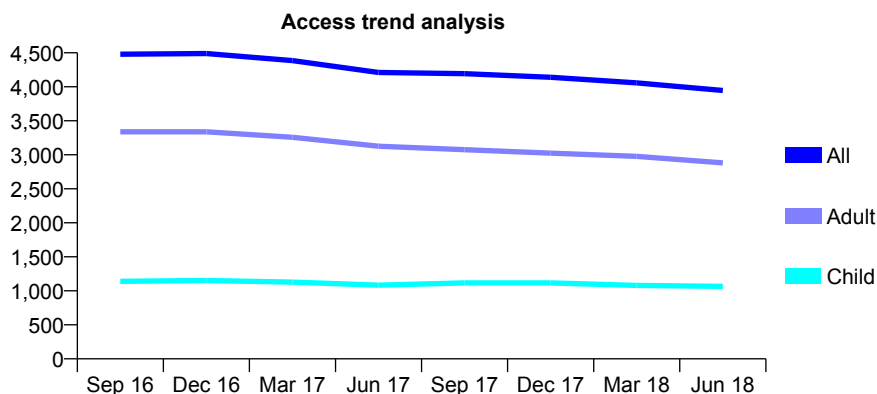
Q63 - Vital Signs At a Glance Contract Report for 146161/0001 - June 2018

Name or company name	a/s dental The Aesthetic Smile Studio
Contract type name	GDS Contract
Purpose of contract	General
Contract start date	01/04/2006
Contract end date	

18/19 Contracted general activity (UDA)	11,777
Carry forward general activity (UDA)	0
18/19 Contracted orthodontic activity (UOA)	0
Carry forward orthodontic activity (UOA)	0
Baseline contract value	£279,751.34

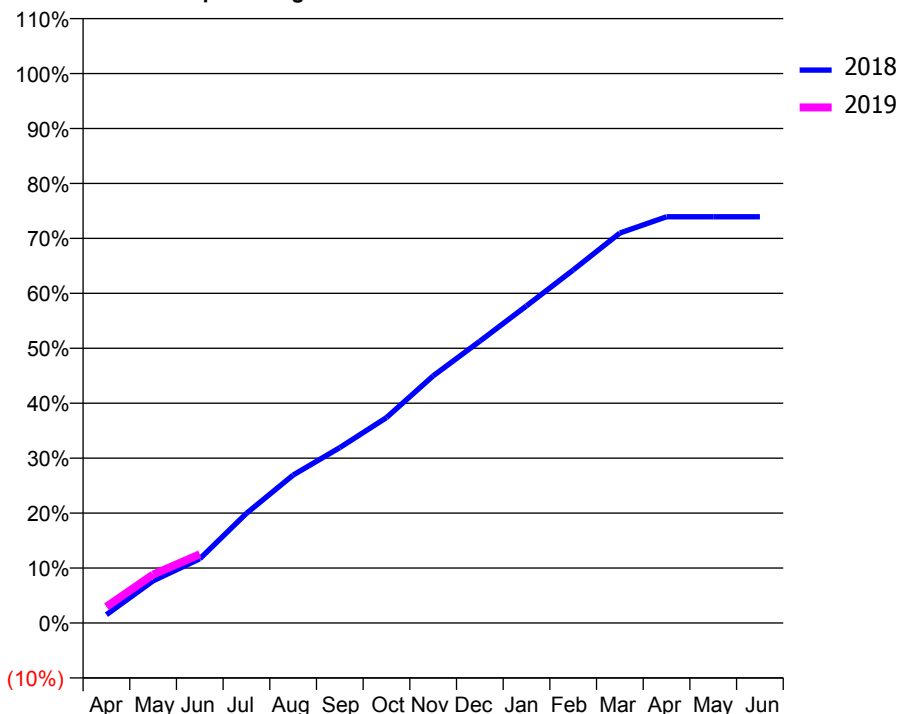
ACCESS*

Patients seen in 24 months	Total	Change since previous quarter
Quarter ending June 2017	4,210	
Quarter ending September 2017	4,193	→
Quarter ending December 2017	4,141	↓
Quarter ending March 2018	4,058	↓
Quarter ending June 2018	3,946	↓
Variance since June 2017	(6.3%)	↓



ACTIVITY

Cumulative percentage of contracted UDA delivered 2018 & 2019



Adjusted Scheduled Activity (UDA)

Month	2018	2019
April	179	349
May	904	1,038
June	1,375	1,472
July	2,350	
August	3,170	
September	3,760	
October	4,403	
November	5,296	
December	6,041	
January	6,798	
February	7,566	
March	8,357	
April	8,706	
May	8,706	
June	8,706	

QUALITY

	Quantity	Base Number	Contract	AT	Region	England
% of FP17s for the same patient ID Re-attending within 3 months - Children	16	236	6.8%	9.8%	11.5%	11.5%
% of FP17s for the same patient ID Re-attending within 3 months - Adults	73	680	10.7%	15.4%	16.6%	15.4%
% of FP17s for the same patient ID Re-attending between 3 & 9 months - Children	93	236	39.4%	49.2%	48.8%	58.9%
% of FP17s for the same patient ID Re-attending between 3 & 9 months - Adults	317	680	46.6%	39.1%	39.3%	51.6%
% of FP17s for Band 1 Urgent Courses	115	772	14.9%	10.0%	10.6%	8.9%
% of FP17s Relating to Free Repair or Replacements	1	772	0.1%	0.6%	0.5%	0.8%
% of FP17s Relating to Continuations	2	772	0.3%	0.9%	0.7%	0.9%
% of Patients satisfied with the dentistry they have received	3	3	N/A	91.6%	90.4%	93.2%
% of Patients satisfied with the time they had to wait for an appointment	3	3	N/A	88.0%	85.3%	88.8%

* This is based on patients treated on this contract for their most recent course of treatment. Figures in italics indicate the base number of FP17s or Patient Questionnaire responses are less than 100. N/A is shown where the base number of responses is less than 10 during the period. % is calculated as Quantity/Base number*100

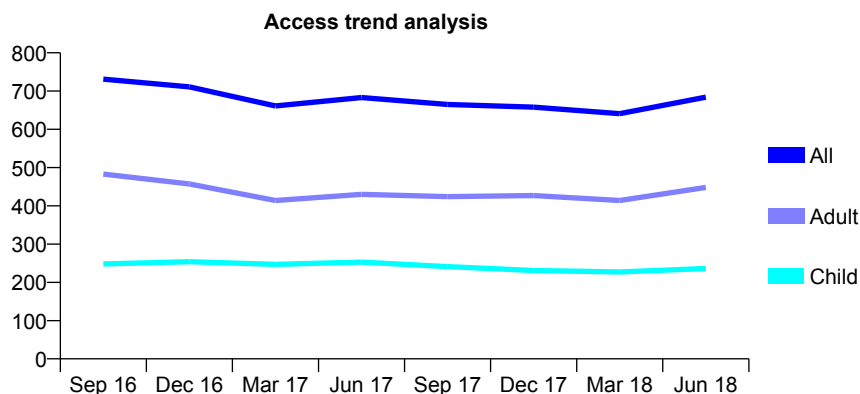
Q63 - Vital Signs At a Glance Contract Report for 146757/0001 - June 2018

Name or company name	Dental Matters
Contract type name	GDS Contract
Purpose of contract	General
Contract start date	01/11/2009
Contract end date	

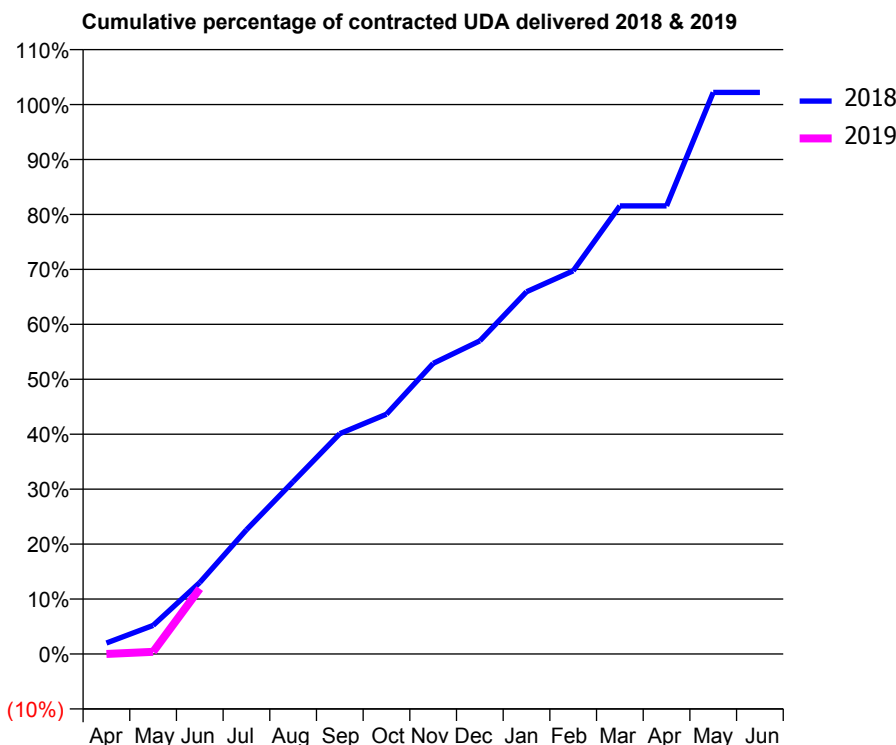
18/19 Contracted general activity (UDA)	3,000
Carry forward general activity (UDA)	0
18/19 Contracted orthodontic activity (UOA)	0
Carry forward orthodontic activity (UOA)	0
Baseline contract value	£96,826.31

ACCESS*

Patients seen in 24 months	Total	Change since previous quarter
Quarter ending June 2017	683	
Quarter ending September 2017	665	↓
Quarter ending December 2017	658	↓
Quarter ending March 2018	641	↓
Quarter ending June 2018	684	↑
Variance since June 2017	0.1%	→



ACTIVITY



Month	Adjusted Scheduled Activity (UDA)	
	2018	2019
April	60	0
May	156	12
June	390	357
July	678	
August	941	
September	1,203	
October	1,309	
November	1,587	
December	1,710	
January	1,978	
February	2,092	
March	2,446	
April	2,446	
May	3,066	
June	3,066	

QUALITY

	Quantity	Base Number	Contract	AT	Region	England
% of FP17s for the same patient ID Re-attending within 3 months - Children	1	69	1.4%	9.8%	11.5%	11.5%
% of FP17s for the same patient ID Re-attending within 3 months - Adults	6	125	4.8%	15.4%	16.6%	15.4%
% of FP17s for the same patient ID Re-attending between 3 & 9 months - Children	18	69	26.1%	49.2%	48.8%	58.9%
% of FP17s for the same patient ID Re-attending between 3 & 9 months - Adults	22	125	17.6%	39.1%	39.3%	51.6%
% of FP17s for Band 1 Urgent Courses	6	79	7.6%	10.0%	10.6%	8.9%
% of FP17s Relating to Free Repair or Replacements	0	79	0.0%	0.6%	0.5%	0.8%
% of FP17s Relating to Continuations	0	79	0.0%	0.9%	0.7%	0.9%
% of Patients satisfied with the dentistry they have received	0	0	N/A	91.6%	90.4%	93.2%
% of Patients satisfied with the time they had to wait for an appointment	0	0	N/A	88.0%	85.3%	88.8%

* This is based on patients treated on this contract for their most recent course of treatment. Figures in italics indicate the base number of FP17s or Patient Questionnaire responses are less than 100. N/A is shown where the base number of responses is less than 10 during the period. % is calculated as Quantity/Base number*100

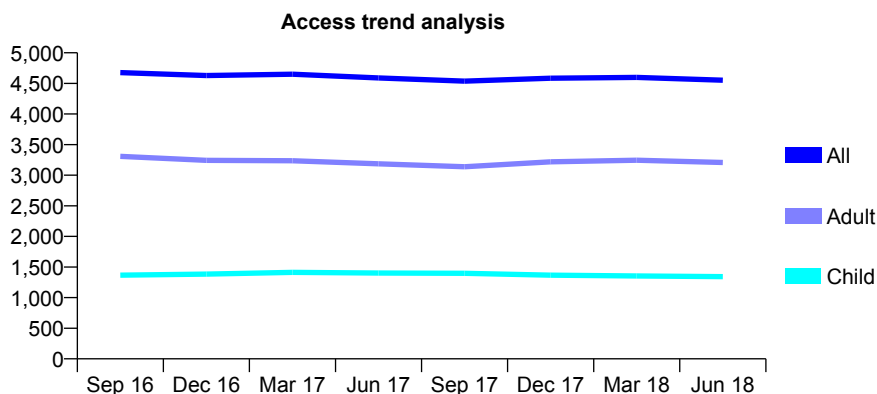
Q63 - Vital Signs At a Glance Contract Report for 147060/0001 - June 2018

Name or company name	Purley Whites Dental Care
Contract type name	GDS Contract
Purpose of contract	General and Orthodontic
Contract start date	01/04/2006
Contract end date	

18/19 Contracted general activity (UDA)	10,277
Carry forward general activity (UDA)	0
18/19 Contracted orthodontic activity (UOA)	296
Carry forward orthodontic activity (UOA)	0
Baseline contract value	£285,754.66

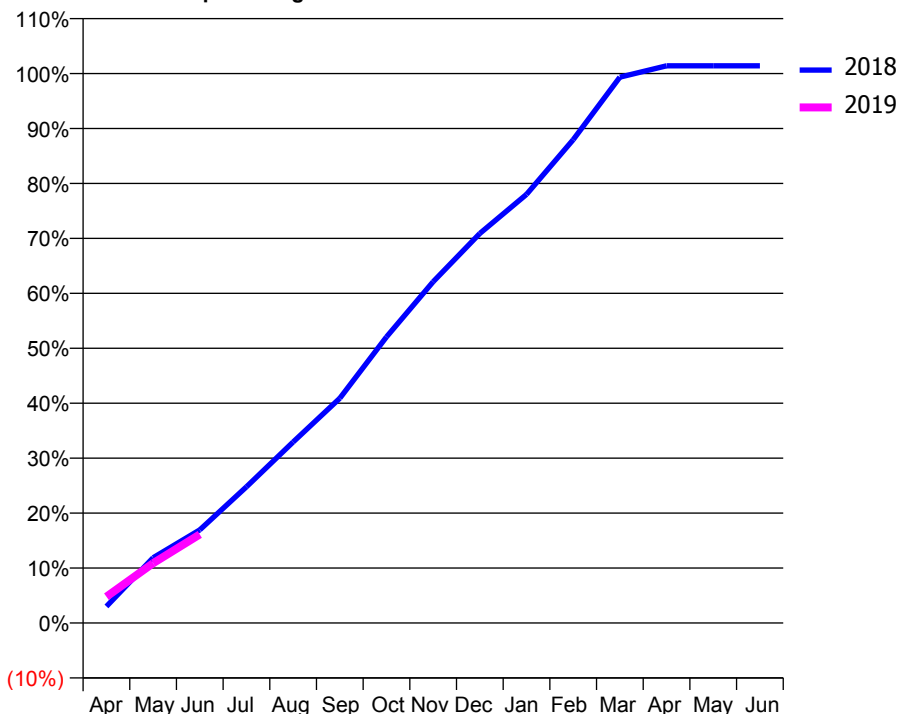
ACCESS*

Patients seen in 24 months	Total	Change since previous quarter
Quarter ending June 2017	4,589	
Quarter ending September 2017	4,537	↓
Quarter ending December 2017	4,585	→
Quarter ending March 2018	4,598	→
Quarter ending June 2018	4,553	→
Variance since June 2017	(0.8%)	→



ACTIVITY

Cumulative percentage of contracted UDA delivered 2018 & 2019



Month	Adjusted Scheduled Activity (UDA)	
	2018	2019
April	310	491
May	1,221	1,118
June	1,743	1,658
July	2,548	
August	3,387	
September	4,203	
October	5,351	
November	6,383	
December	7,286	
January	8,016	
February	9,038	
March	10,210	
April	10,420	
May	10,420	
June	10,420	

QUALITY

	Quantity	Base Number	Contract	AT	Region	England
% of FP17s for the same patient ID Re-attending within 3 months - Children	16	298	5.4%	9.8%	11.5%	11.5%
% of FP17s for the same patient ID Re-attending within 3 months - Adults	58	532	10.9%	15.4%	16.6%	15.4%
% of FP17s for the same patient ID Re-attending between 3 & 9 months - Children	131	298	44.0%	49.2%	48.8%	58.9%
% of FP17s for the same patient ID Re-attending between 3 & 9 months - Adults	161	532	30.3%	39.1%	39.3%	51.6%
% of FP17s for Band 1 Urgent Courses	23	755	3.0%	10.0%	10.6%	8.9%
% of FP17s Relating to Free Repair or Replacements	5	755	0.7%	0.6%	0.5%	0.8%
% of FP17s Relating to Continuations	13	755	1.7%	0.9%	0.7%	0.9%
% of Patients satisfied with the dentistry they have received	1	1	N/A	91.6%	90.4%	93.2%
% of Patients satisfied with the time they had to wait for an appointment	1	1	N/A	88.0%	85.3%	88.8%

* This is based on patients treated on this contract for their most recent course of treatment. Figures in italics indicate the base number of FP17s or Patient Questionnaire responses are less than 100. N/A is shown where the base number of responses is less than 10 during the period. % is calculated as Quantity/Base number*100

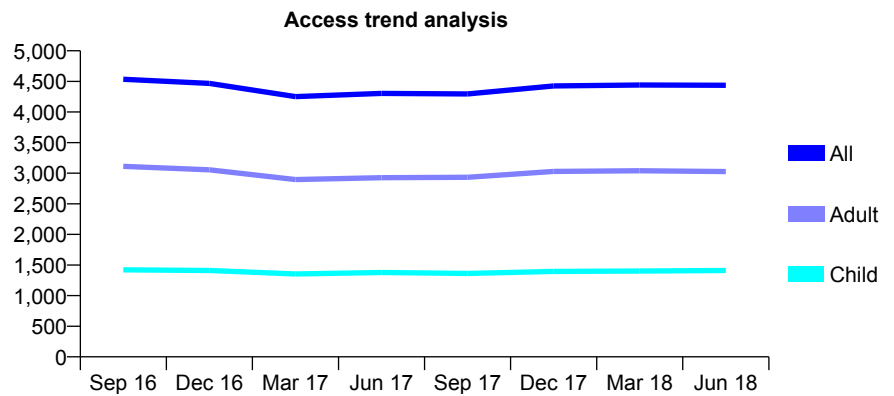
Q63 - Vital Signs At a Glance Contract Report for 147494/0001 - June 2018

Name or company name	Augustus Road Dental Practice
Contract type name	GDS Contract
Purpose of contract	General
Contract start date	06/11/2007
Contract end date	

18/19 Contracted general activity (UDA)	11,356
Carry forward general activity (UDA)	0
18/19 Contracted orthodontic activity (UOA)	0
Carry forward orthodontic activity (UOA)	0
Baseline contract value	£384,556.73

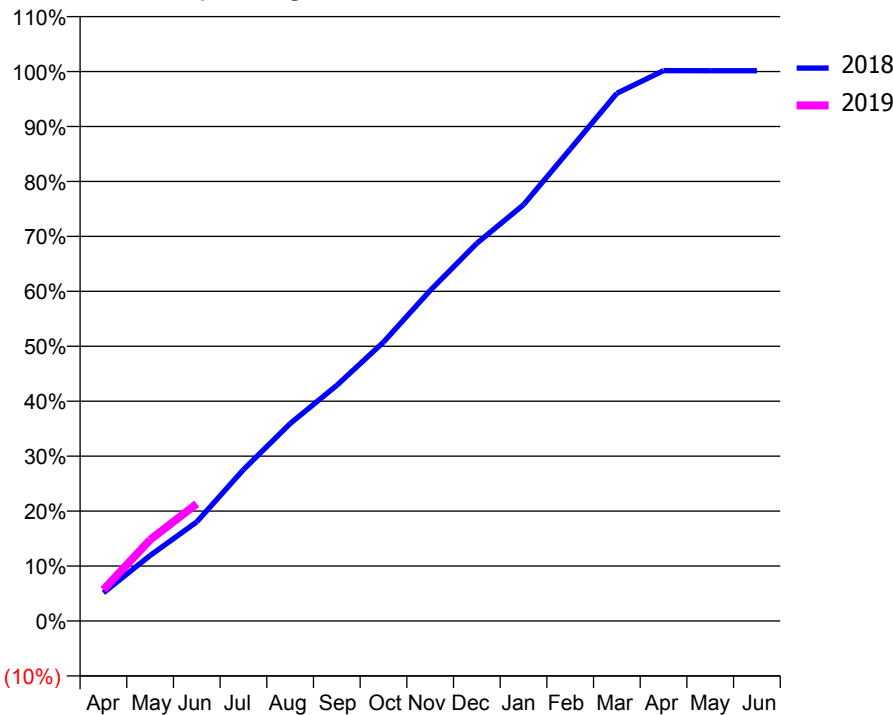
ACCESS*

Patients seen in 24 months	Total	Change since previous quarter
Quarter ending June 2017	4,304	
Quarter ending September 2017	4,296	→
Quarter ending December 2017	4,425	↑
Quarter ending March 2018	4,441	→
Quarter ending June 2018	4,437	→
Variance since June 2017	3.1%	↑



ACTIVITY

Cumulative percentage of contracted UDA delivered 2018 & 2019



Month	Adjusted Scheduled Activity (UDA)	
	2018	2019
April	582	646
May	1,353	1,681
June	2,049	2,423
July	3,130	
August	4,081	
September	4,871	
October	5,764	
November	6,831	
December	7,805	
January	8,601	
February	9,750	
March	10,905	
April	11,373	
May	11,370	
June	11,371	

QUALITY

	Quantity	Base Number	Contract	AT	Region	England
% of FP17s for the same patient ID Re-attending within 3 months - Children	35	522	6.7%	9.8%	11.5%	11.5%
% of FP17s for the same patient ID Re-attending within 3 months - Adults	109	835	13.1%	15.4%	16.6%	15.4%
% of FP17s for the same patient ID Re-attending between 3 & 9 months - Children	287	522	55.0%	49.2%	48.8%	58.9%
% of FP17s for the same patient ID Re-attending between 3 & 9 months - Adults	380	835	45.5%	39.1%	39.3%	51.6%
% of FP17s for Band 1 Urgent Courses	73	1,172	6.2%	10.0%	10.6%	8.9%
% of FP17s Relating to Free Repair or Replacements	6	1,172	0.5%	0.6%	0.5%	0.8%
% of FP17s Relating to Continuations	3	1,172	0.3%	0.9%	0.7%	0.9%
% of Patients satisfied with the dentistry they have received	2	2	N/A	91.6%	90.4%	93.2%
% of Patients satisfied with the time they had to wait for an appointment	2	2	N/A	88.0%	85.3%	88.8%

* This is based on patients treated on this contract for their most recent course of treatment. Figures in italics indicate the base number of FP17s or Patient Questionnaire responses are less than 100. N/A is shown where the base number of responses is less than 10 during the period. % is calculated as Quantity/Base number*100

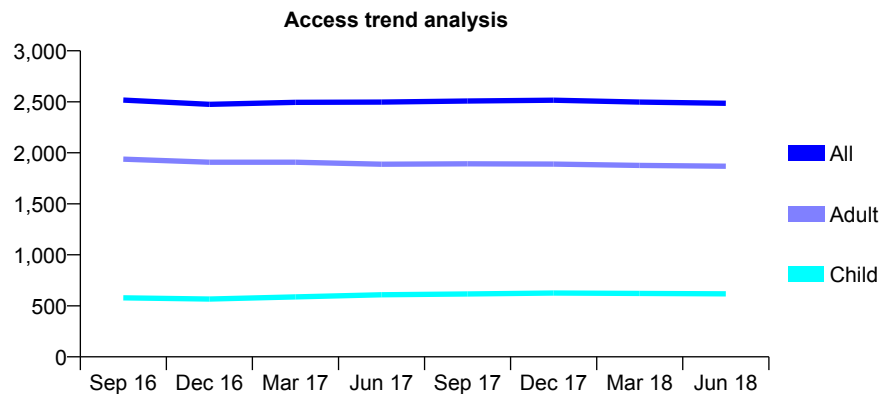
Q63 - Vital Signs At a Glance Contract Report for 149381/0001 - June 2018

Name or company name	Leong & Motlagh
Contract type name	GDS Contract
Purpose of contract	General
Contract start date	28/03/2013
Contract end date	

18/19 Contracted general activity (UDA)	7,581
Carry forward general activity (UDA)	0
18/19 Contracted orthodontic activity (UOA)	0
Carry forward orthodontic activity (UOA)	0
Baseline contract value	£227,944.92

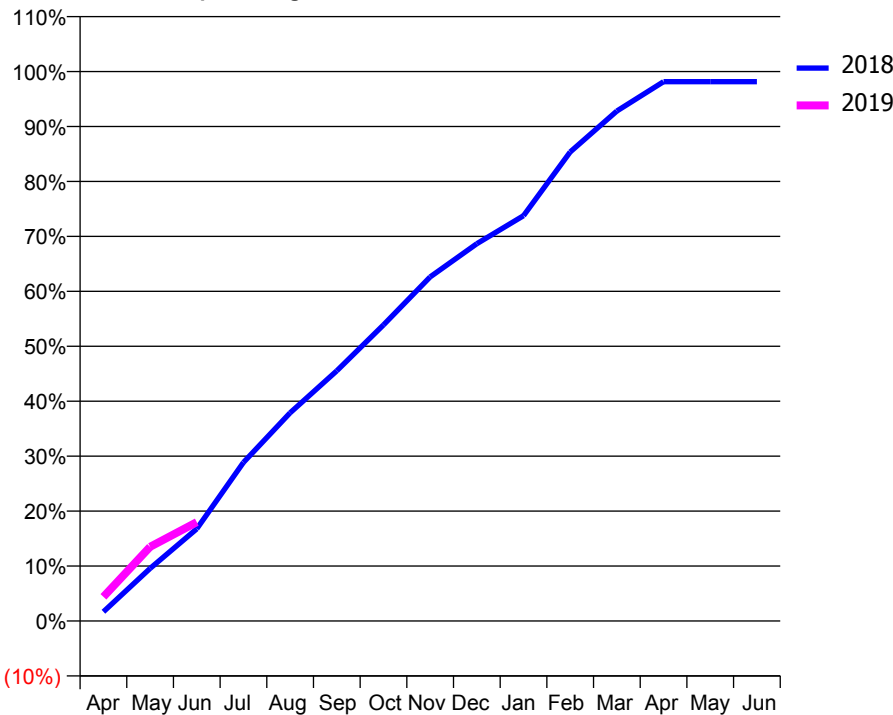
ACCESS*

Patients seen in 24 months	Total	Change since previous quarter
Quarter ending June 2017	2,497	
Quarter ending September 2017	2,508	→
Quarter ending December 2017	2,516	→
Quarter ending March 2018	2,498	→
Quarter ending June 2018	2,486	→
Variance since June 2017	(0.4%)	→



ACTIVITY

Cumulative percentage of contracted UDA delivered 2018 & 2019



Month	Adjusted Scheduled Activity (UDA)	
	2018	2019
April	129	333
May	726	1,024
June	1,273	1,364
July	2,189	
August	2,873	
September	3,452	
October	4,085	
November	4,746	
December	5,206	
January	5,592	
February	6,472	
March	7,035	
April	7,440	
May	7,440	
June	7,440	

QUALITY

	Quantity	Base Number	Contract	AT	Region	England
% of FP17s for the same patient ID Re-attending within 3 months - Children	16	184	8.7%	9.8%	11.5%	11.5%
% of FP17s for the same patient ID Re-attending within 3 months - Adults	70	502	13.9%	15.4%	16.6%	15.4%
% of FP17s for the same patient ID Re-attending between 3 & 9 months - Children	84	184	45.7%	49.2%	48.8%	58.9%
% of FP17s for the same patient ID Re-attending between 3 & 9 months - Adults	209	502	41.6%	39.1%	39.3%	51.6%
% of FP17s for Band 1 Urgent Courses	51	565	9.0%	10.0%	10.6%	8.9%
% of FP17s Relating to Free Repair or Replacements	5	565	0.9%	0.6%	0.5%	0.8%
% of FP17s Relating to Continuations	9	565	1.6%	0.9%	0.7%	0.9%
% of Patients satisfied with the dentistry they have received	2	2	N/A	91.6%	90.4%	93.2%
% of Patients satisfied with the time they had to wait for an appointment	2	2	N/A	88.0%	85.3%	88.8%

* This is based on patients treated on this contract for their most recent course of treatment. Figures in italics indicate the base number of FP17s or Patient Questionnaire responses are less than 100. N/A is shown where the base number of responses is less than 10 during the period. % is calculated as Quantity/Base number*100

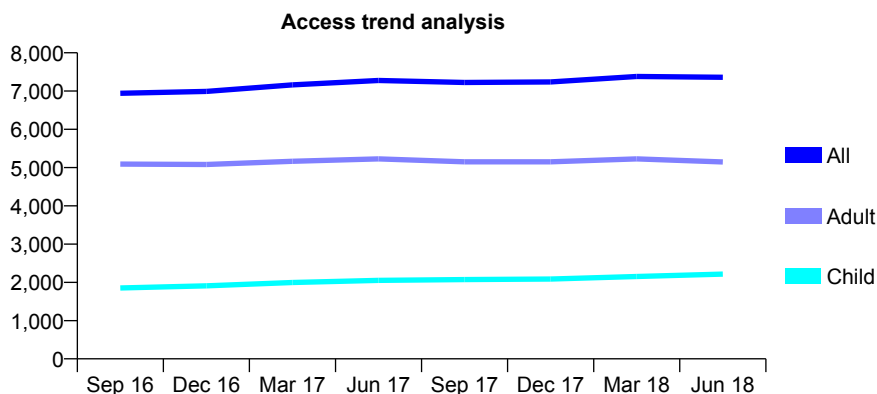
Q63 - Vital Signs At a Glance Contract Report for 149659/0001 - June 2018

Name or company name	Dr A Prashad (962465) and Dr Meeraj Pate
Contract type name	GDS Contract
Purpose of contract	General
Contract start date	01/06/2014
Contract end date	

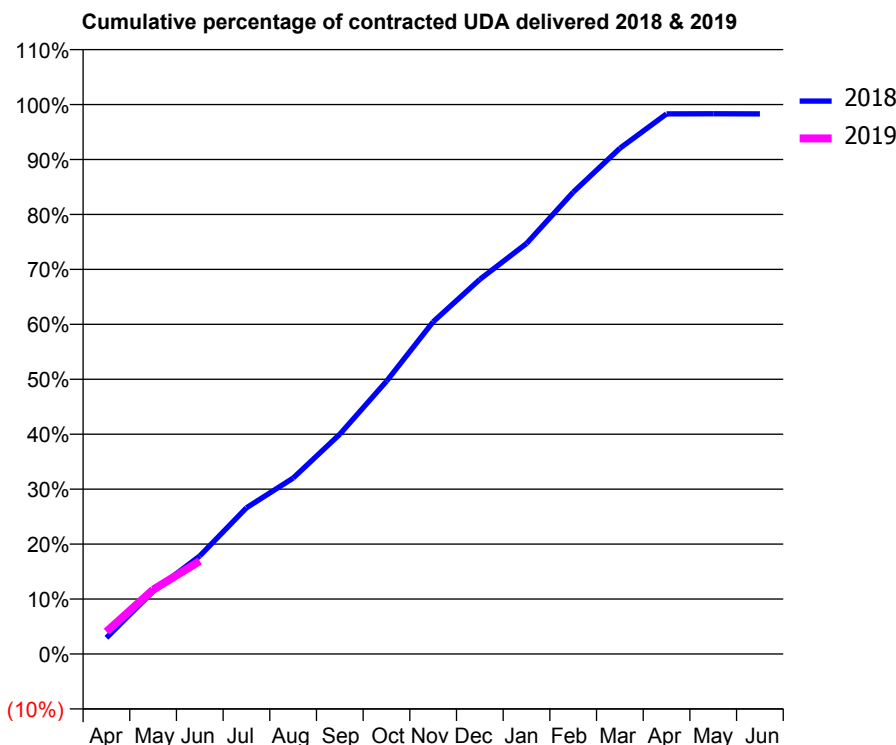
18/19 Contracted general activity (UDA)	14,000
Carry forward general activity (UDA)	0
18/19 Contracted orthodontic activity (UOA)	0
Carry forward orthodontic activity (UOA)	0
Baseline contract value	£318,921.80

ACCESS*

Patients seen in 24 months	Total	Change since previous quarter
Quarter ending June 2017	7,278	
Quarter ending September 2017	7,224	→
Quarter ending December 2017	7,237	→
Quarter ending March 2018	7,380	→
Quarter ending June 2018	7,361	→
Variance since June 2017	1.1%	→



ACTIVITY



Month	Adjusted Scheduled Activity (UDA)	
	2018	2019
April	412	570
May	1,599	1,639
June	2,500	2,370
July	3,726	
August	4,483	
September	5,600	
October	6,949	
November	8,464	
December	9,546	
January	10,459	
February	11,767	
March	12,884	
April	13,763	
May	13,764	
June	13,763	

QUALITY

	Quantity	Base Number	Contract	AT	Region	England
% of FP17s for the same patient ID Re-attending within 3 months - Children	37	755	4.9%	9.8%	11.5%	11.5%
% of FP17s for the same patient ID Re-attending within 3 months - Adults	195	1,331	14.7%	15.4%	16.6%	15.4%
% of FP17s for the same patient ID Re-attending between 3 & 9 months - Children	368	755	48.7%	49.2%	48.8%	58.9%
% of FP17s for the same patient ID Re-attending between 3 & 9 months - Adults	517	1,331	38.8%	39.1%	39.3%	51.6%
% of FP17s for Band 1 Urgent Courses	128	1,373	9.3%	10.0%	10.6%	8.9%
% of FP17s Relating to Free Repair or Replacements	10	1,373	0.7%	0.6%	0.5%	0.8%
% of FP17s Relating to Continuations	2	1,373	0.1%	0.9%	0.7%	0.9%
% of Patients satisfied with the dentistry they have received	4	4	N/A	91.6%	90.4%	93.2%
% of Patients satisfied with the time they had to wait for an appointment	3	4	N/A	88.0%	85.3%	88.8%

* This is based on patients treated on this contract for their most recent course of treatment. Figures in italics indicate the base number of FP17s or Patient Questionnaire responses are less than 100. N/A is shown where the base number of responses is less than 10 during the period. % is calculated as Quantity/Base number*100

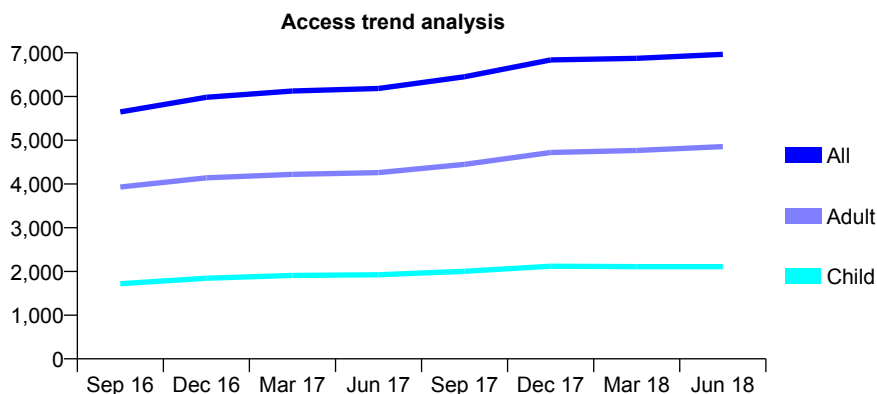
Q63 - Vital Signs At a Glance Contract Report for 151335/0001 - June 2018

Name or company name	Peckham Dental Care
Contract type name	GDS Contract
Purpose of contract	General
Contract start date	01/04/2008
Contract end date	

18/19 Contracted general activity (UDA)	24,000
Carry forward general activity (UDA)	0
18/19 Contracted orthodontic activity (UOA)	0
Carry forward orthodontic activity (UOA)	0
Baseline contract value	£582,328.44

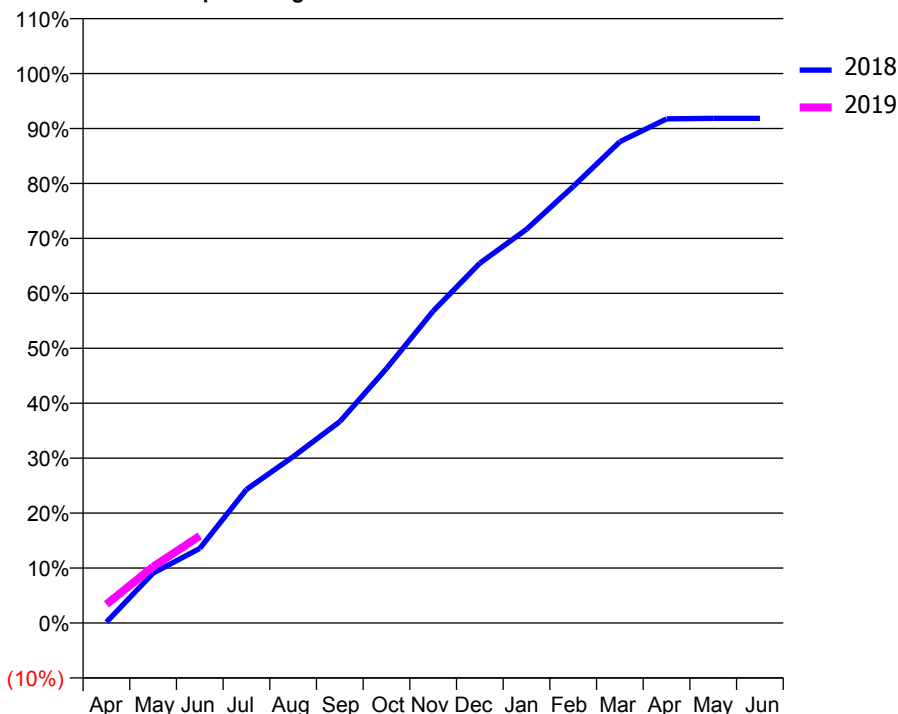
ACCESS*

Patients seen in 24 months	Total	Change since previous quarter
Quarter ending June 2017	6,184	
Quarter ending September 2017	6,451	↑
Quarter ending December 2017	6,837	↑
Quarter ending March 2018	6,874	→
Quarter ending June 2018	6,965	→
Variance since June 2017	12.6%	↑



ACTIVITY

Cumulative percentage of contracted UDA delivered 2018 & 2019



Adjusted Scheduled Activity (UDA)

Month	2018	2019
April	40	817
May	2,182	2,462
June	3,257	3,809
July	5,830	
August	7,267	
September	8,799	
October	11,114	
November	13,625	
December	15,718	
January	17,193	
February	19,064	
March	21,023	
April	22,016	
May	22,040	
June	22,040	

QUALITY

	Quantity	Base Number	Contract	AT	Region	England
% of FP17s for the same patient ID Re-attending within 3 months - Children	27	488	5.5%	9.8%	11.5%	11.5%
% of FP17s for the same patient ID Re-attending within 3 months - Adults	176	1,094	16.1%	15.4%	16.6%	15.4%
% of FP17s for the same patient ID Re-attending between 3 & 9 months - Children	230	488	47.1%	49.2%	48.8%	58.9%
% of FP17s for the same patient ID Re-attending between 3 & 9 months - Adults	333	1,094	30.4%	39.1%	39.3%	51.6%
% of FP17s for Band 1 Urgent Courses	104	1,299	8.0%	10.0%	10.6%	8.9%
% of FP17s Relating to Free Repair or Replacements	7	1,299	0.5%	0.6%	0.5%	0.8%
% of FP17s Relating to Continuations	27	1,299	2.1%	0.9%	0.7%	0.9%
% of Patients satisfied with the dentistry they have received	0	1	N/A	91.6%	90.4%	93.2%
% of Patients satisfied with the time they had to wait for an appointment	0	1	N/A	88.0%	85.3%	88.8%

* This is based on patients treated on this contract for their most recent course of treatment. Figures in italics indicate the base number of FP17s or Patient Questionnaire responses are less than 100. N/A is shown where the base number of responses is less than 10 during the period. % is calculated as Quantity/Base number*100

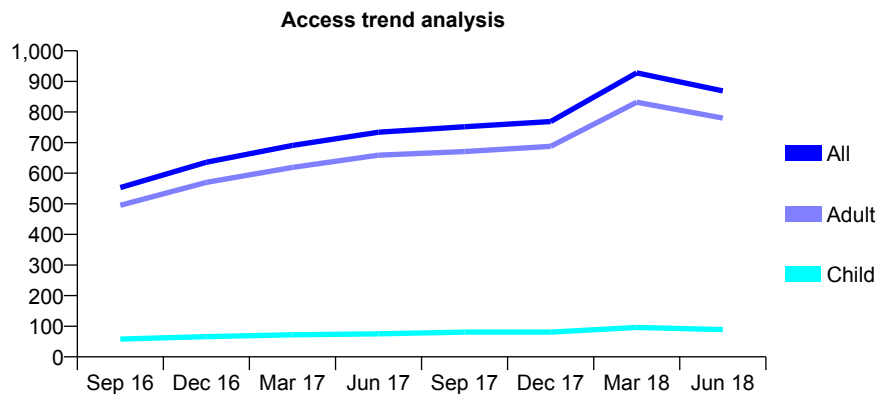
Q63 - Vital Signs At a Glance Contract Report for 152722/0001 - June 2018

Name or company name	Greenwich & Bexley Emergency Dental Se
Contract type name	PDS Contract
Purpose of contract	General
Contract start date	01/04/2011
Contract end date	31/03/2021

18/19 Contracted general activity (UDA)	1,994
Carry forward general activity (UDA)	0
18/19 Contracted orthodontic activity (UOA)	0
Carry forward orthodontic activity (UOA)	0
Baseline contract value	£112,000.00

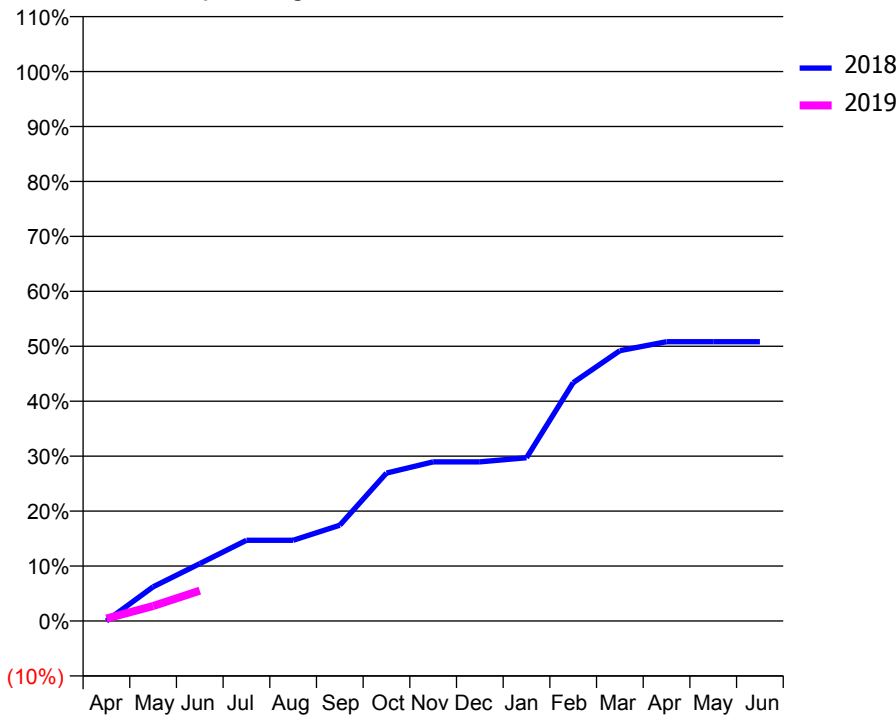
ACCESS*

Patients seen in 24 months	Total	Change since previous quarter
Quarter ending June 2017	734	
Quarter ending September 2017	752	↑
Quarter ending December 2017	769	↑
Quarter ending March 2018	928	↑
Quarter ending June 2018	869	↓
Variance since June 2017	18.4%	↑



ACTIVITY

Cumulative percentage of contracted UDA delivered 2018 & 2019



Month	Adjusted Scheduled Activity (UDA)	
	2018	2019
April	0	9
May	150	54
June	252	110
July	355	
August	355	
September	420	
October	649	
November	699	
December	699	
January	717	
February	1,046	
March	1,187	
April	1,226	
May	1,226	
June	1,226	

QUALITY

	Quantity	Base Number	Contract	AT	Region	England
% of FP17s for the same patient ID Re-attending within 3 months - Children	0	16	0.0%	9.8%	11.5%	11.5%
% of FP17s for the same patient ID Re-attending within 3 months - Adults	0	122	0.0%	15.4%	16.6%	15.4%
% of FP17s for the same patient ID Re-attending between 3 & 9 months - Children	0	16	0.0%	49.2%	48.8%	58.9%
% of FP17s for the same patient ID Re-attending between 3 & 9 months - Adults	0	122	0.0%	39.1%	39.3%	51.6%
% of FP17s for Band 1 Urgent Courses	75	93	80.6%	10.0%	10.6%	8.9%
% of FP17s Relating to Free Repair or Replacements	0	93	0.0%	0.6%	0.5%	0.8%
% of FP17s Relating to Continuations	0	93	0.0%	0.9%	0.7%	0.9%
% of Patients satisfied with the dentistry they have received	1	1	N/A	91.6%	90.4%	93.2%
% of Patients satisfied with the time they had to wait for an appointment	1	1	N/A	88.0%	85.3%	88.8%

* This is based on patients treated on this contract for their most recent course of treatment. Figures in italics indicate the base number of FP17s or Patient Questionnaire responses are less than 100. N/A is shown where the base number of responses is less than 10 during the period. % is calculated as Quantity/Base number*100

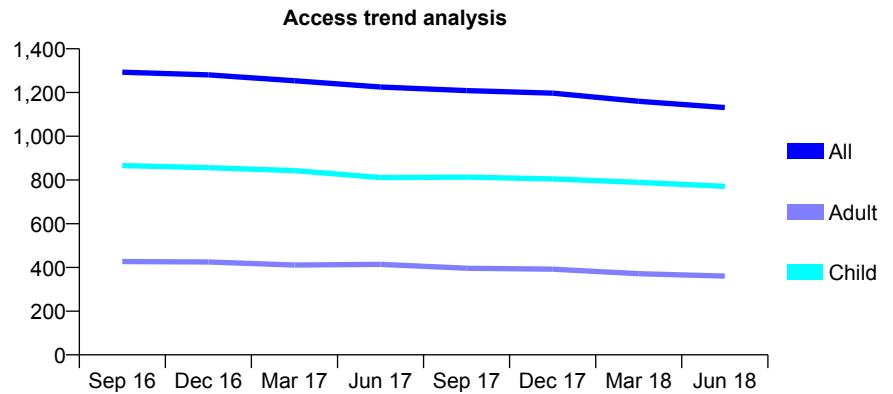
Q63 - Vital Signs At a Glance Contract Report for 152749/0001 - June 2018

Name or company name	Miss B Huggins & Mr T Hind
Contract type name	GDS Contract
Purpose of contract	General
Contract start date	01/11/2012
Contract end date	

18/19 Contracted general activity (UDA)	3,500
Carry forward general activity (UDA)	0
18/19 Contracted orthodontic activity (UOA)	0
Carry forward orthodontic activity (UOA)	0
Baseline contract value	£95,247.43

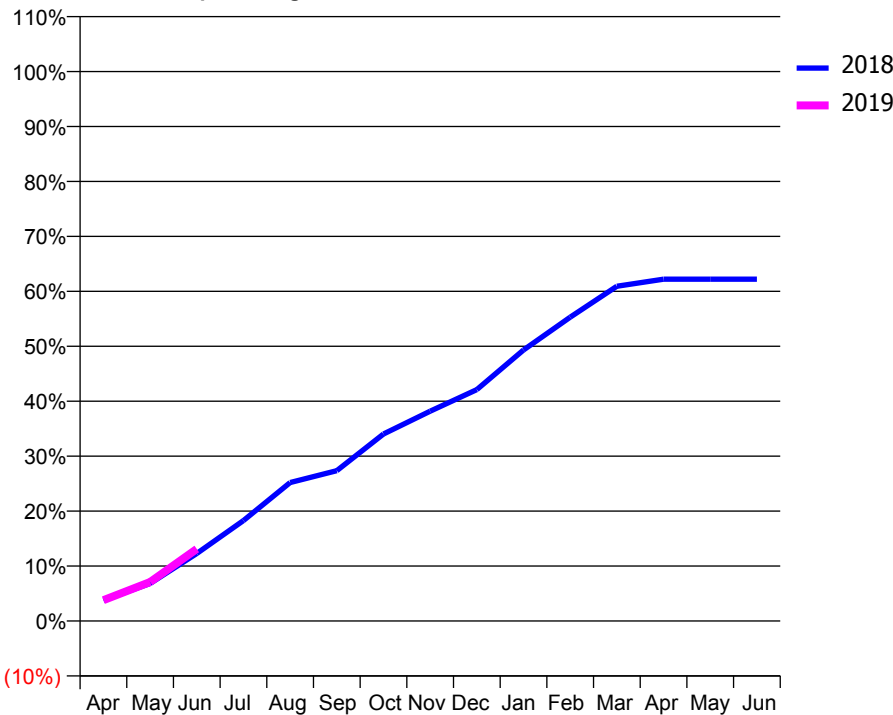
ACCESS*

Patients seen in 24 months	Total	Change since previous quarter
Quarter ending June 2017	1,225	
Quarter ending September 2017	1,209	↓
Quarter ending December 2017	1,197	→
Quarter ending March 2018	1,160	↓
Quarter ending June 2018	1,131	↓
Variance since June 2017	(7.7%)	↓



ACTIVITY

Cumulative percentage of contracted UDA delivered 2018 & 2019



Month	Adjusted Scheduled Activity (UDA)	
	2018	2019
April	133	133
May	239	249
June	430	459
July	640	
August	882	
September	958	
October	1,192	
November	1,336	
December	1,474	
January	1,726	
February	1,936	
March	2,132	
April	2,178	
May	2,178	
June	2,178	

QUALITY

	Quantity	Base Number	Contract	AT	Region	England
% of FP17s for the same patient ID Re-attending within 3 months - Children	17	227	7.5%	9.8%	11.5%	11.5%
% of FP17s for the same patient ID Re-attending within 3 months - Adults	10	71	14.1%	15.4%	16.6%	15.4%
% of FP17s for the same patient ID Re-attending between 3 & 9 months - Children	107	227	47.1%	49.2%	48.8%	58.9%
% of FP17s for the same patient ID Re-attending between 3 & 9 months - Adults	29	71	40.8%	39.1%	39.3%	51.6%
% of FP17s for Band 1 Urgent Courses	20	267	7.5%	10.0%	10.6%	8.9%
% of FP17s Relating to Free Repair or Replacements	0	267	0.0%	0.6%	0.5%	0.8%
% of FP17s Relating to Continuations	2	267	0.7%	0.9%	0.7%	0.9%
% of Patients satisfied with the dentistry they have received	0	0	N/A	91.6%	90.4%	93.2%
% of Patients satisfied with the time they had to wait for an appointment	0	0	N/A	88.0%	85.3%	88.8%

* This is based on patients treated on this contract for their most recent course of treatment. Figures in italics indicate the base number of FP17s or Patient Questionnaire responses are less than 100. N/A is shown where the base number of responses is less than 10 during the period. % is calculated as Quantity/Base number*100

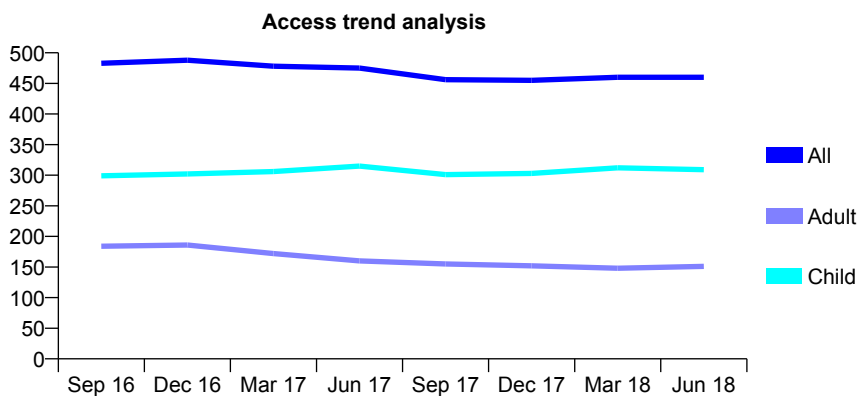
Q63 - Vital Signs At a Glance Contract Report for 154717/0001 - June 2018

Name or company name	Welling Corner Dental Practice Ltd
Contract type name	GDS Contract
Purpose of contract	General
Contract start date	01/11/2012
Contract end date	

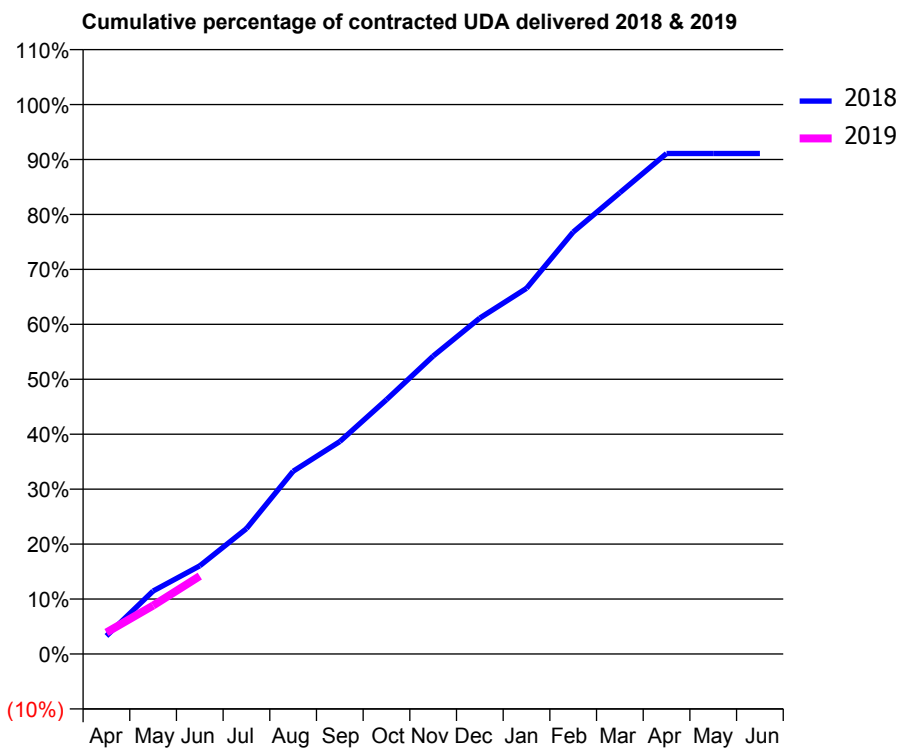
18/19 Contracted general activity (UDA)	1,922
Carry forward general activity (UDA)	0
18/19 Contracted orthodontic activity (UOA)	0
Carry forward orthodontic activity (UOA)	0
Baseline contract value	£49,098.63

ACCESS*

Patients seen in 24 months	Total	Change since previous quarter
Quarter ending June 2017	475	
Quarter ending September 2017	456	↓
Quarter ending December 2017	455	→
Quarter ending March 2018	460	→
Quarter ending June 2018	460	→
Variance since June 2017	(3.2%)	↓



ACTIVITY



Month	Adjusted Scheduled Activity (UDA)	
	2018	2019
April	63	75
May	220	169
June	308	273
July	439	
August	639	
September	743	
October	890	
November	1,042	
December	1,175	
January	1,279	
February	1,476	
March	1,613	
April	1,751	
May	1,751	
June	1,751	

QUALITY

	Quantity	Base Number	Contract	AT	Region	England
% of FP17s for the same patient ID Re-attending within 3 months - Children	8	102	7.8%	9.8%	11.5%	11.5%
% of FP17s for the same patient ID Re-attending within 3 months - Adults	13	63	20.6%	15.4%	16.6%	15.4%
% of FP17s for the same patient ID Re-attending between 3 & 9 months - Children	35	102	34.3%	49.2%	48.8%	58.9%
% of FP17s for the same patient ID Re-attending between 3 & 9 months - Adults	25	63	39.7%	39.1%	39.3%	51.6%
% of FP17s for Band 1 Urgent Courses	4	130	3.1%	10.0%	10.6%	8.9%
% of FP17s Relating to Free Repair or Replacements	0	130	0.0%	0.6%	0.5%	0.8%
% of FP17s Relating to Continuations	4	130	3.1%	0.9%	0.7%	0.9%
% of Patients satisfied with the dentistry they have received	0	0	N/A	91.6%	90.4%	93.2%
% of Patients satisfied with the time they had to wait for an appointment	0	0	N/A	88.0%	85.3%	88.8%

* This is based on patients treated on this contract for their most recent course of treatment. Figures in italics indicate the base number of FP17s or Patient Questionnaire responses are less than 100. N/A is shown where the base number of responses is less than 10 during the period. % is calculated as Quantity/Base number*100

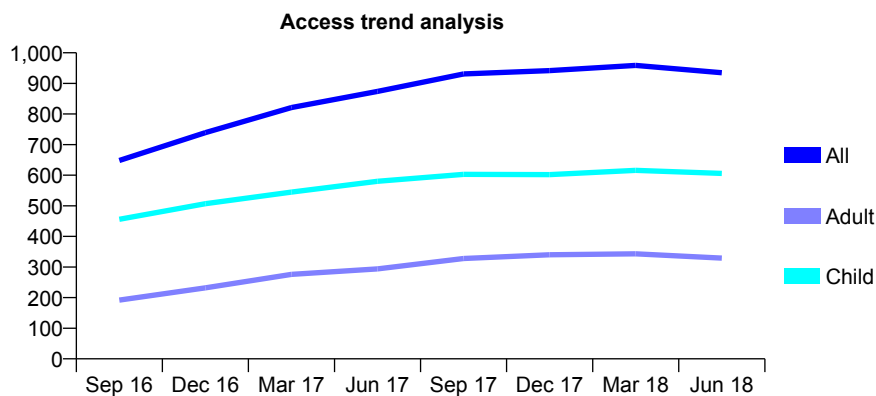
Q63 - Vital Signs At a Glance Contract Report for 154725/0001 - June 2018

Name or company name	Purav Patel
Contract type name	GDS Contract
Purpose of contract	General
Contract start date	01/12/2015
Contract end date	

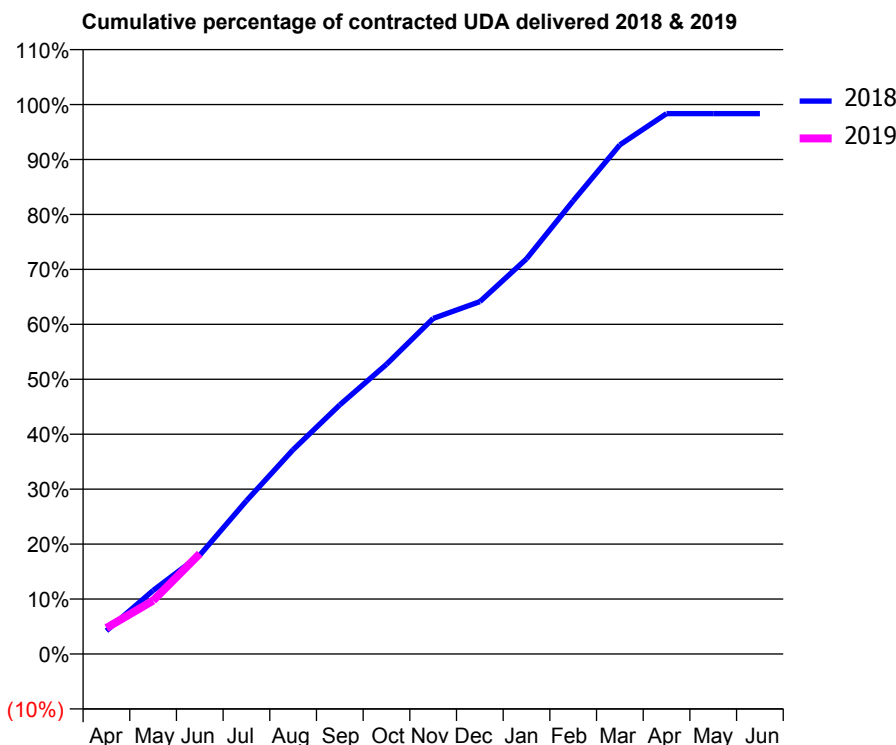
18/19 Contracted general activity (UDA)	3,250
Carry forward general activity (UDA)	0
18/19 Contracted orthodontic activity (UOA)	0
Carry forward orthodontic activity (UOA)	0
Baseline contract value	£87,126.65

ACCESS*

Patients seen in 24 months	Total	Change since previous quarter
Quarter ending June 2017	874	
Quarter ending September 2017	931	↑
Quarter ending December 2017	942	→
Quarter ending March 2018	959	→
Quarter ending June 2018	935	↓
Variance since June 2017	7.0%	↑



ACTIVITY



Month	Adjusted Scheduled Activity (UDA)	
	2018	2019
April	137	154
May	376	316
June	585	594
July	906	
August	1,209	
September	1,474	
October	1,714	
November	1,985	
December	2,084	
January	2,337	
February	2,680	
March	3,011	
April	3,196	
May	3,196	
June	3,196	

QUALITY

	Quantity	Base Number	Contract	AT	Region	England
% of FP17s for the same patient ID Re-attending within 3 months - Children	10	200	5.0%	9.8%	11.5%	11.5%
% of FP17s for the same patient ID Re-attending within 3 months - Adults	10	67	14.9%	15.4%	16.6%	15.4%
% of FP17s for the same patient ID Re-attending between 3 & 9 months - Children	93	200	46.5%	49.2%	48.8%	58.9%
% of FP17s for the same patient ID Re-attending between 3 & 9 months - Adults	27	67	40.3%	39.1%	39.3%	51.6%
% of FP17s for Band 1 Urgent Courses	8	210	3.8%	10.0%	10.6%	8.9%
% of FP17s Relating to Free Repair or Replacements	2	210	1.0%	0.6%	0.5%	0.8%
% of FP17s Relating to Continuations	0	210	0.0%	0.9%	0.7%	0.9%
% of Patients satisfied with the dentistry they have received	0	0	N/A	91.6%	90.4%	93.2%
% of Patients satisfied with the time they had to wait for an appointment	0	0	N/A	88.0%	85.3%	88.8%

* This is based on patients treated on this contract for their most recent course of treatment. Figures in italics indicate the base number of FP17s or Patient Questionnaire responses are less than 100. N/A is shown where the base number of responses is less than 10 during the period. % is calculated as Quantity/Base number*100

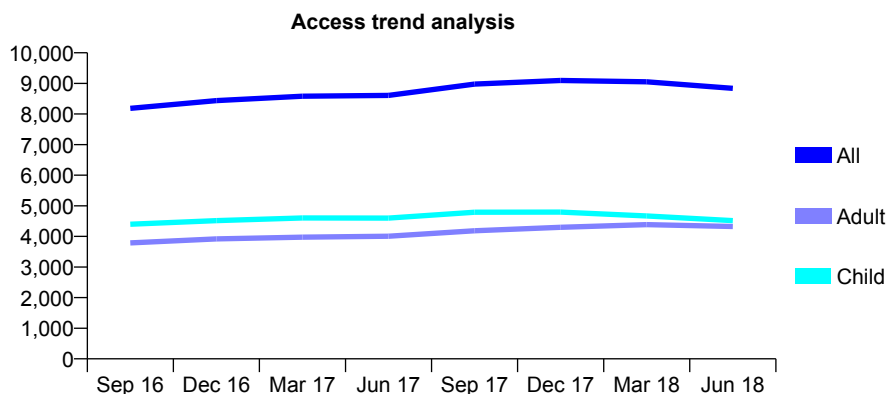
Q63 - Vital Signs At a Glance Contract Report for 155381/0001 - June 2018

Name or company name	Gallions Reach Dental Clinic Limited
Contract type name	GDS Contract
Purpose of contract	General
Contract start date	01/04/2011
Contract end date	

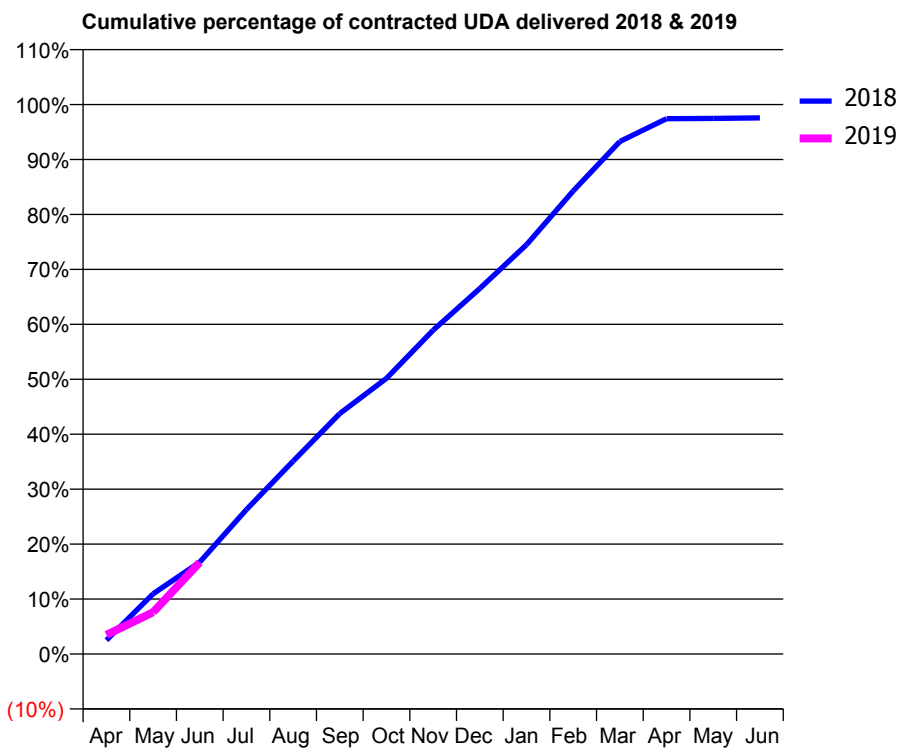
18/19 Contracted general activity (UDA)	24,573
Carry forward general activity (UDA)	0
18/19 Contracted orthodontic activity (UOA)	0
Carry forward orthodontic activity (UOA)	0
Baseline contract value	£1,028,527.59

ACCESS*

Patients seen in 24 months	Total	Change since previous quarter
Quarter ending June 2017	8,607	
Quarter ending September 2017	8,979	↑
Quarter ending December 2017	9,094	→
Quarter ending March 2018	9,053	→
Quarter ending June 2018	8,838	↓
Variance since June 2017	2.7%	↑



ACTIVITY



Month	Adjusted Scheduled Activity (UDA)	
	2018	2019
April	615	858
May	2,690	1,870
June	4,109	4,102
July	6,463	
August	8,625	
September	10,754	
October	12,331	
November	14,479	
December	16,349	
January	18,304	
February	20,704	
March	22,919	
April	23,939	
May	23,949	
June	23,973	

QUALITY

	Quantity	Base Number	Contract	AT	Region	England
% of FP17s for the same patient ID Re-attending within 3 months - Children	62	1,076	5.8%	9.8%	11.5%	11.5%
% of FP17s for the same patient ID Re-attending within 3 months - Adults	127	996	12.8%	15.4%	16.6%	15.4%
% of FP17s for the same patient ID Re-attending between 3 & 9 months - Children	458	1,076	42.6%	49.2%	48.8%	58.9%
% of FP17s for the same patient ID Re-attending between 3 & 9 months - Adults	259	996	26.0%	39.1%	39.3%	51.6%
% of FP17s for Band 1 Urgent Courses	96	1,688	5.7%	10.0%	10.6%	8.9%
% of FP17s Relating to Free Repair or Replacements	0	1,688	0.0%	0.6%	0.5%	0.8%
% of FP17s Relating to Continuations	12	1,688	0.7%	0.9%	0.7%	0.9%
% of Patients satisfied with the dentistry they have received	0	0	N/A	91.6%	90.4%	93.2%
% of Patients satisfied with the time they had to wait for an appointment	0	0	N/A	88.0%	85.3%	88.8%

* This is based on patients treated on this contract for their most recent course of treatment. Figures in italics indicate the base number of FP17s or Patient Questionnaire responses are less than 100. N/A is shown where the base number of responses is less than 10 during the period. % is calculated as Quantity/Base number*100

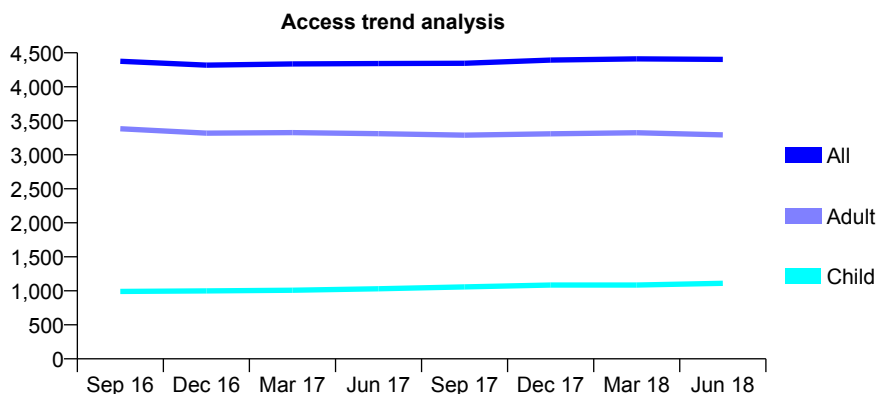
Q63 - Vital Signs At a Glance Contract Report for 155454/0001 - June 2018

Name or company name	Dhiman Dental Surgery
Contract type name	GDS Contract
Purpose of contract	General
Contract start date	12/07/2012
Contract end date	

18/19 Contracted general activity (UDA)	10,000
Carry forward general activity (UDA)	0
18/19 Contracted orthodontic activity (UOA)	0
Carry forward orthodontic activity (UOA)	0
Baseline contract value	£268,631.17

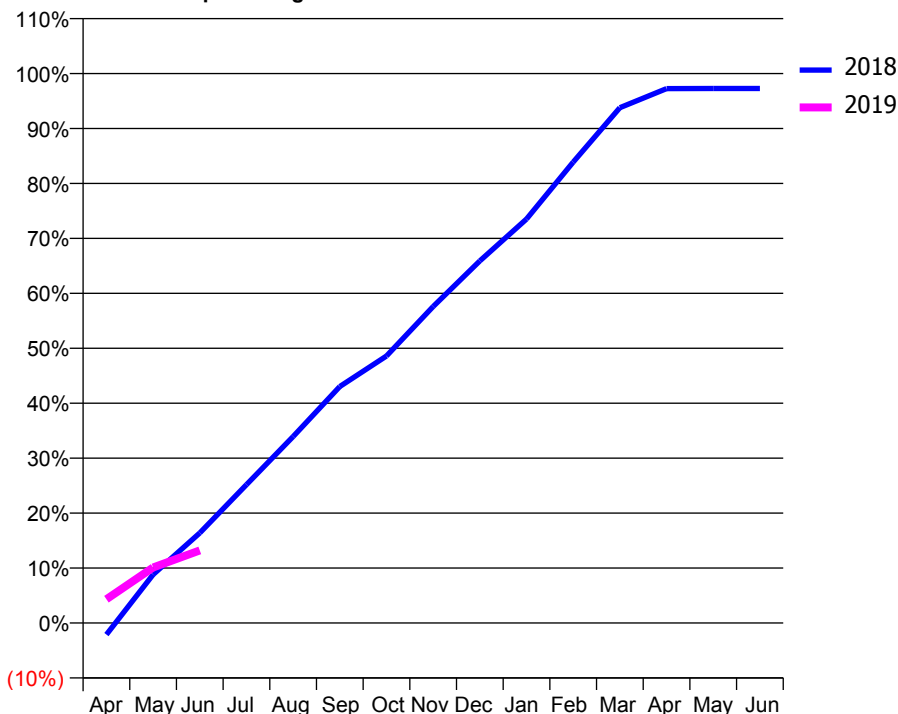
ACCESS*

Patients seen in 24 months	Total	Change since previous quarter
Quarter ending June 2017	4,342	
Quarter ending September 2017	4,346	→
Quarter ending December 2017	4,394	→
Quarter ending March 2018	4,410	→
Quarter ending June 2018	4,403	→
Variance since June 2017	1.4%	→



ACTIVITY

Cumulative percentage of contracted UDA delivered 2018 & 2019



Month	Adjusted Scheduled Activity (UDA)	
	2018	2019
April	-213	434
May	881	1,011
June	1,640	1,320
July	2,518	
August	3,393	
September	4,304	
October	4,859	
November	5,759	
December	6,589	
January	7,351	
February	8,389	
March	9,377	
April	9,725	
May	9,727	
June	9,727	

QUALITY

	Quantity	Base Number	Contract	AT	Region	England
% of FP17s for the same patient ID Re-attending within 3 months - Children	24	328	7.3%	9.8%	11.5%	11.5%
% of FP17s for the same patient ID Re-attending within 3 months - Adults	138	872	15.8%	15.4%	16.6%	15.4%
% of FP17s for the same patient ID Re-attending between 3 & 9 months - Children	205	328	62.5%	49.2%	48.8%	58.9%
% of FP17s for the same patient ID Re-attending between 3 & 9 months - Adults	465	872	53.3%	39.1%	39.3%	51.6%
% of FP17s for Band 1 Urgent Courses	101	784	12.9%	10.0%	10.6%	8.9%
% of FP17s Relating to Free Repair or Replacements	5	784	0.6%	0.6%	0.5%	0.8%
% of FP17s Relating to Continuations	1	784	0.1%	0.9%	0.7%	0.9%
% of Patients satisfied with the dentistry they have received	6	6	N/A	91.6%	90.4%	93.2%
% of Patients satisfied with the time they had to wait for an appointment	6	6	N/A	88.0%	85.3%	88.8%

* This is based on patients treated on this contract for their most recent course of treatment. Figures in italics indicate the base number of FP17s or Patient Questionnaire responses are less than 100. N/A is shown where the base number of responses is less than 10 during the period. % is calculated as Quantity/Base number*100

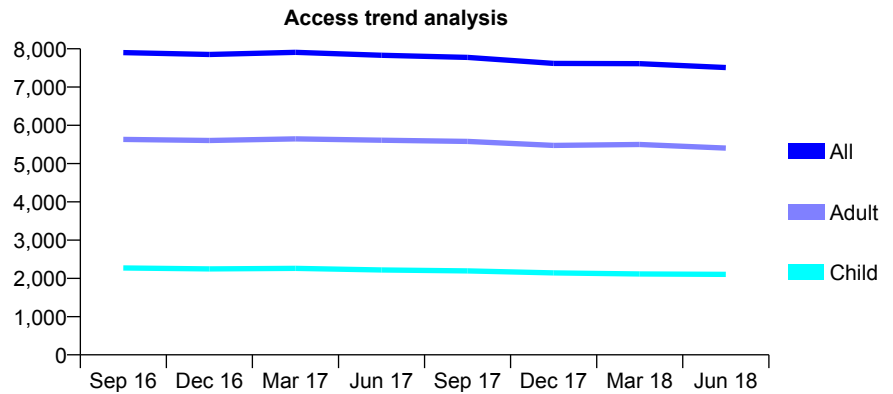
Q63 - Vital Signs At a Glance Contract Report for 156515/0001 - June 2018

Name or company name	Oral Vision Limited
Contract type name	GDS Contract
Purpose of contract	General
Contract start date	01/02/2011
Contract end date	

18/19 Contracted general activity (UDA)	25,920
Carry forward general activity (UDA)	0
18/19 Contracted orthodontic activity (UOA)	0
Carry forward orthodontic activity (UOA)	0
Baseline contract value	£776,532.49

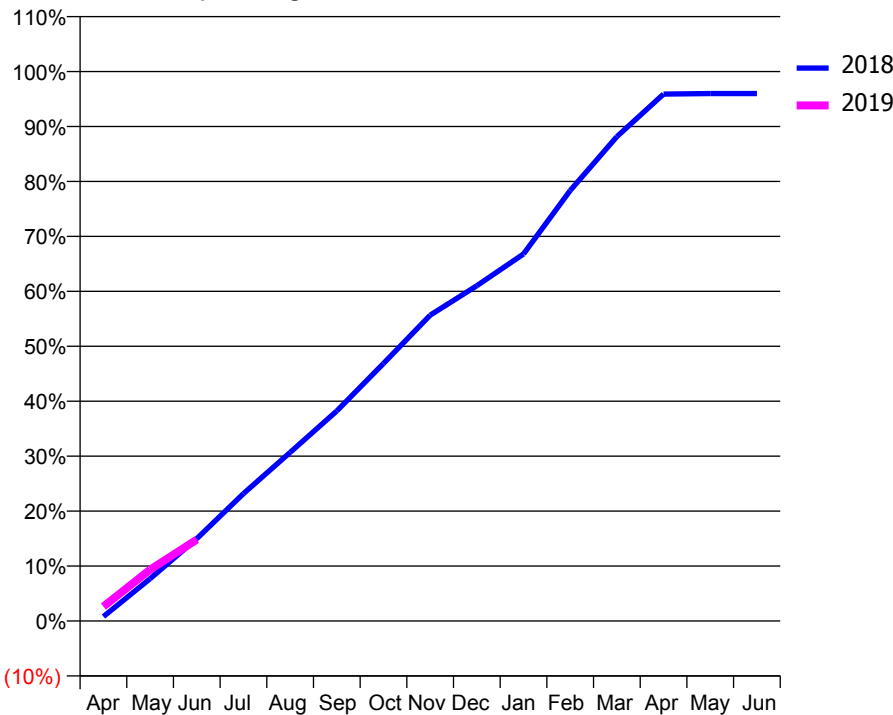
ACCESS*

Patients seen in 24 months	Total	Change since previous quarter
Quarter ending June 2017	7,831	
Quarter ending September 2017	7,774	→
Quarter ending December 2017	7,619	↓
Quarter ending March 2018	7,612	→
Quarter ending June 2018	7,511	↓
Variance since June 2017	(4.1%)	↓



ACTIVITY

Cumulative percentage of contracted UDA delivered 2018 & 2019



Month	Adjusted Scheduled Activity (UDA)	
	2018	2019
April	210	683
May	1,997	2,422
June	3,882	3,840
July	6,008	
August	7,955	
September	9,907	
October	12,151	
November	14,428	
December	15,815	
January	17,313	
February	20,307	
March	22,851	
April	24,854	
May	24,878	
June	24,882	

QUALITY

	Quantity	Base Number	Contract	AT	Region	England
% of FP17s for the same patient ID Re-attending within 3 months - Children	56	600	9.3%	9.8%	11.5%	11.5%
% of FP17s for the same patient ID Re-attending within 3 months - Adults	170	1,305	13.0%	15.4%	16.6%	15.4%
% of FP17s for the same patient ID Re-attending between 3 & 9 months - Children	238	600	39.7%	49.2%	48.8%	58.9%
% of FP17s for the same patient ID Re-attending between 3 & 9 months - Adults	460	1,305	35.2%	39.1%	39.3%	51.6%
% of FP17s for Band 1 Urgent Courses	101	1,437	7.0%	10.0%	10.6%	8.9%
% of FP17s Relating to Free Repair or Replacements	13	1,437	0.9%	0.6%	0.5%	0.8%
% of FP17s Relating to Continuations	2	1,437	0.1%	0.9%	0.7%	0.9%
% of Patients satisfied with the dentistry they have received	0	0	N/A	91.6%	90.4%	93.2%
% of Patients satisfied with the time they had to wait for an appointment	0	0	N/A	88.0%	85.3%	88.8%

* This is based on patients treated on this contract for their most recent course of treatment. Figures in italics indicate the base number of FP17s or Patient Questionnaire responses are less than 100. N/A is shown where the base number of responses is less than 10 during the period. % is calculated as Quantity/Base number*100

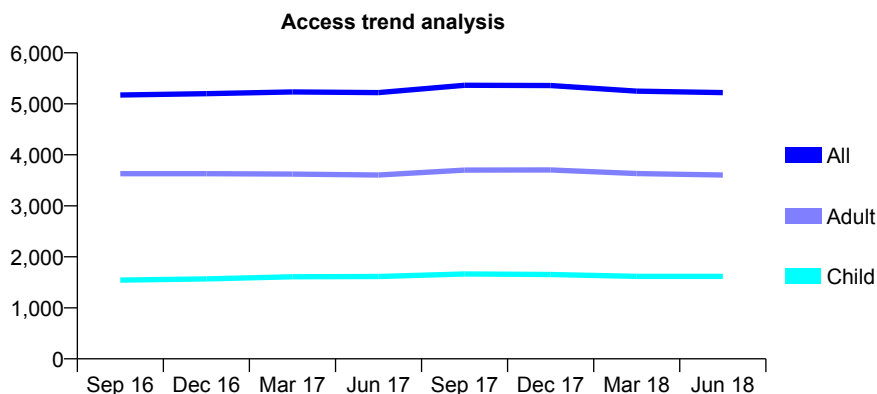
Q63 - Vital Signs At a Glance Contract Report for 157821/0001 - June 2018

Name or company name	S Cowley, R Ingham and J Angelo
Contract type name	GDS Contract
Purpose of contract	General
Contract start date	01/04/2012
Contract end date	

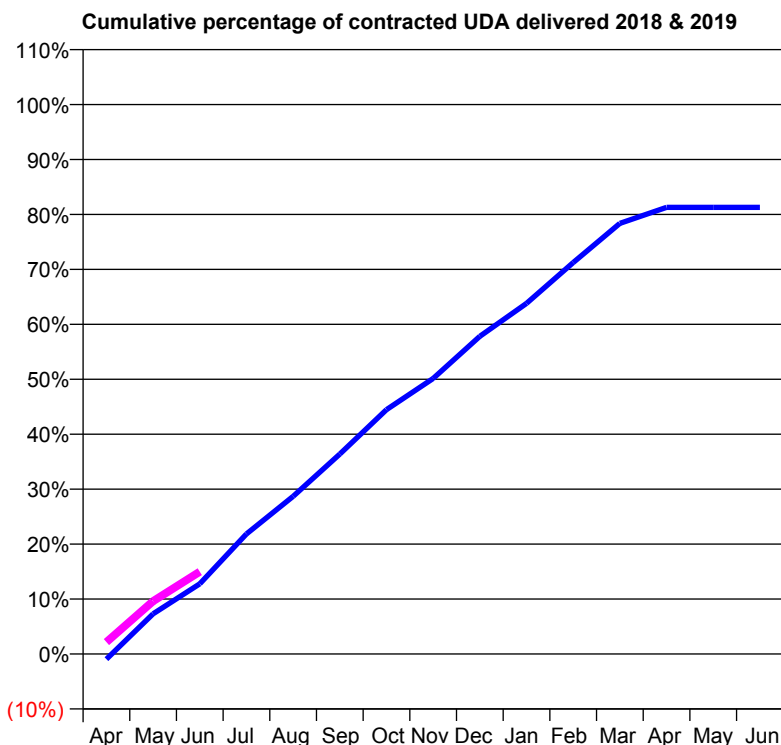
18/19 Contracted general activity (UDA)	20,833
Carry forward general activity (UDA)	0
18/19 Contracted orthodontic activity (UOA)	0
Carry forward orthodontic activity (UOA)	0
Baseline contract value	£648,648.15

ACCESS*

Patients seen in 24 months	Total	Change since previous quarter
Quarter ending June 2017	5,219	
Quarter ending September 2017	5,363	↑
Quarter ending December 2017	5,358	→
Quarter ending March 2018	5,249	↓
Quarter ending June 2018	5,220	→
Variance since June 2017	0.0%	→



ACTIVITY



Month	Adjusted Scheduled Activity (UDA)	
	2018	2019
April	-202	451
May	1,524	2,007
June	2,664	3,120
July	4,551	
August	5,979	
September	7,583	
October	9,262	
November	10,449	
December	12,043	
January	13,294	
February	14,841	
March	16,326	
April	16,936	
May	16,936	
June	16,936	

QUALITY

	Quantity	Base Number	Contract	AT	Region	England
% of FP17s for the same patient ID Re-attending within 3 months - Children	35	405	8.6%	9.8%	11.5%	11.5%
% of FP17s for the same patient ID Re-attending within 3 months - Adults	157	871	18.0%	15.4%	16.6%	15.4%
% of FP17s for the same patient ID Re-attending between 3 & 9 months - Children	172	405	42.5%	49.2%	48.8%	58.9%
% of FP17s for the same patient ID Re-attending between 3 & 9 months - Adults	310	871	35.6%	39.1%	39.3%	51.6%
% of FP17s for Band 1 Urgent Courses	126	1,073	11.7%	10.0%	10.6%	8.9%
% of FP17s Relating to Free Repair or Replacements	14	1,073	1.3%	0.6%	0.5%	0.8%
% of FP17s Relating to Continuations	30	1,073	2.8%	0.9%	0.7%	0.9%
% of Patients satisfied with the dentistry they have received	1	1	N/A	91.6%	90.4%	93.2%
% of Patients satisfied with the time they had to wait for an appointment	0	1	N/A	88.0%	85.3%	88.8%

* This is based on patients treated on this contract for their most recent course of treatment. Figures in italics indicate the base number of FP17s or Patient Questionnaire responses are less than 100. N/A is shown where the base number of responses is less than 10 during the period. % is calculated as Quantity/Base number*100

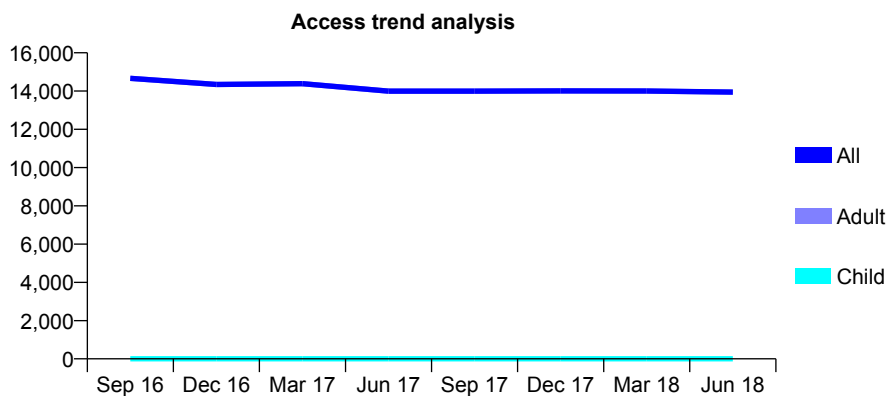
Q63 - Vital Signs At a Glance Contract Report for 158100/0001 - June 2018

Name or company name	The Domiciliary Dental Practice
Contract type name	GDS Contract
Purpose of contract	General
Contract start date	01/07/2012
Contract end date	

18/19 Contracted general activity (UDA)	36,916
Carry forward general activity (UDA)	0
18/19 Contracted orthodontic activity (UOA)	0
Carry forward orthodontic activity (UOA)	0
Baseline contract value	£1,172,059.37

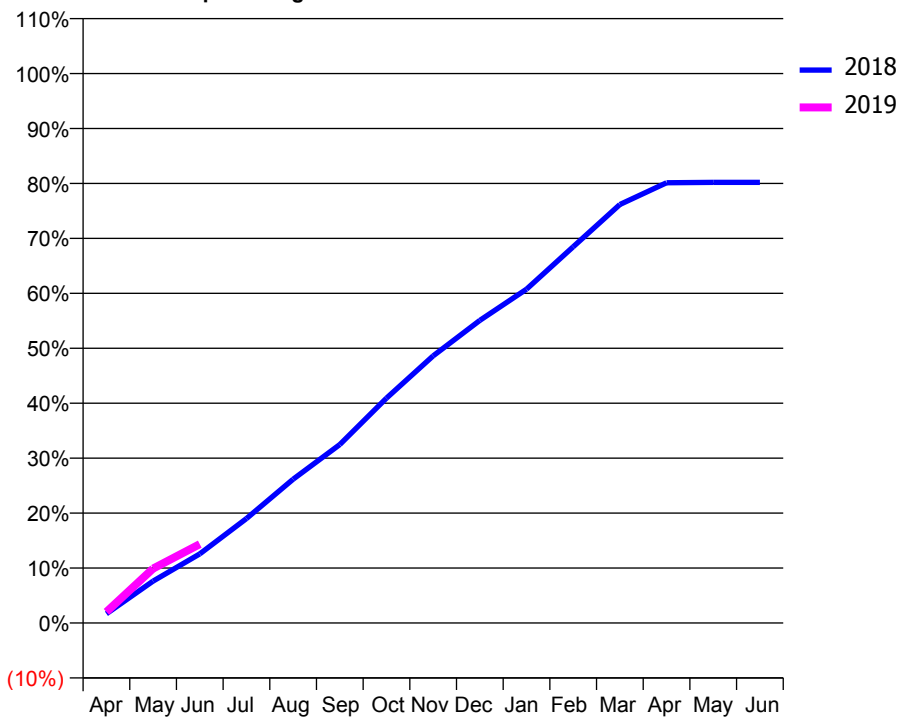
ACCESS*

Patients seen in 24 months	Total	Change since previous quarter
Quarter ending June 2017	13,995	
Quarter ending September 2017	13,999	→
Quarter ending December 2017	14,008	→
Quarter ending March 2018	14,003	→
Quarter ending June 2018	13,944	→
Variance since June 2017	(0.4%)	→



ACTIVITY

Cumulative percentage of contracted UDA delivered 2018 & 2019



Month	Adjusted Scheduled Activity (UDA)	
	2018	2019
April	627	747
May	2,814	3,658
June	4,644	5,303
July	7,016	
August	9,658	
September	11,991	
October	15,105	
November	17,944	
December	20,331	
January	22,427	
February	25,277	
March	28,114	
April	29,579	
May	29,602	
June	29,602	

QUALITY

	Quantity	Base Number	Contract	AT	Region	England
% of FP17s for the same patient ID Re-attending within 3 months - Children	0	0	N/A	9.8%	11.5%	11.5%
% of FP17s for the same patient ID Re-attending within 3 months - Adults	402	3,571	11.3%	15.4%	16.6%	15.4%
% of FP17s for the same patient ID Re-attending between 3 & 9 months - Children	0	0	N/A	49.2%	48.8%	58.9%
% of FP17s for the same patient ID Re-attending between 3 & 9 months - Adults	1,971	3,571	55.2%	39.1%	39.3%	51.6%
% of FP17s for Band 1 Urgent Courses	65	2,851	2.3%	10.0%	10.6%	8.9%
% of FP17s Relating to Free Repair or Replacements	0	2,851	0.0%	0.6%	0.5%	0.8%
% of FP17s Relating to Continuations	23	2,851	0.8%	0.9%	0.7%	0.9%
% of Patients satisfied with the dentistry they have received	0	0	N/A	91.6%	90.4%	93.2%
% of Patients satisfied with the time they had to wait for an appointment	0	0	N/A	88.0%	85.3%	88.8%

* This is based on patients treated on this contract for their most recent course of treatment. Figures in italics indicate the base number of FP17s or Patient Questionnaire responses are less than 100. N/A is shown where the base number of responses is less than 10 during the period. % is calculated as Quantity/Base number*100

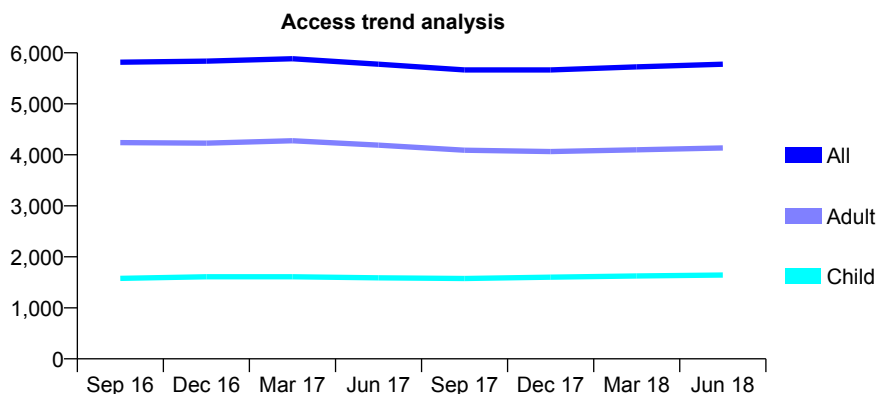
Q63 - Vital Signs At a Glance Contract Report for 158135/0001 - June 2018

Name or company name	Mr S Patel & Mr MP Patel
Contract type name	GDS Contract
Purpose of contract	General
Contract start date	01/11/2010
Contract end date	

18/19 Contracted general activity (UDA)	11,893
Carry forward general activity (UDA)	0
18/19 Contracted orthodontic activity (UOA)	0
Carry forward orthodontic activity (UOA)	0
Baseline contract value	£286,964.46

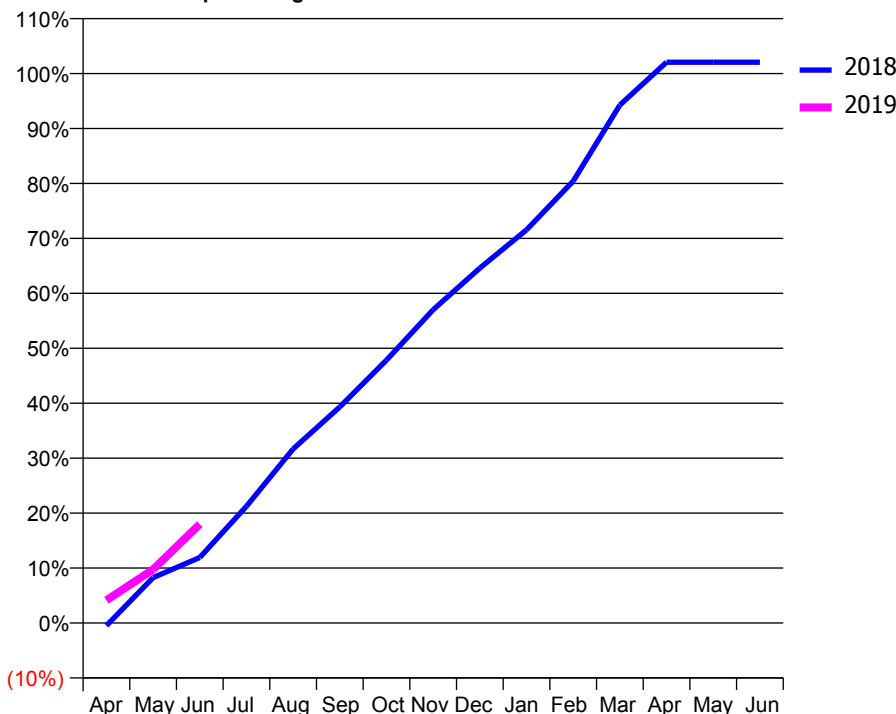
ACCESS*

Patients seen in 24 months	Total	Change since previous quarter
Quarter ending June 2017	5,776	
Quarter ending September 2017	5,665	↓
Quarter ending December 2017	5,664	→
Quarter ending March 2018	5,725	→
Quarter ending June 2018	5,777	→
Variance since June 2017	0.0%	→



ACTIVITY

Cumulative percentage of contracted UDA delivered 2018 & 2019



Adjusted Scheduled Activity (UDA)		
Month	2018	2019
April	-60	493
May	982	1,158
June	1,418	2,140
July	2,526	
August	3,767	
September	4,677	
October	5,689	
November	6,781	
December	7,682	
January	8,511	
February	9,562	
March	11,210	
April	12,136	
May	12,136	
June	12,136	

QUALITY

	Quantity	Base Number	Contract	AT	Region	England
% of FP17s for the same patient ID Re-attending within 3 months - Children	34	507	6.7%	9.8%	11.5%	11.5%
% of FP17s for the same patient ID Re-attending within 3 months - Adults	140	1,084	12.9%	15.4%	16.6%	15.4%
% of FP17s for the same patient ID Re-attending between 3 & 9 months - Children	268	507	52.9%	49.2%	48.8%	58.9%
% of FP17s for the same patient ID Re-attending between 3 & 9 months - Adults	449	1,084	41.4%	39.1%	39.3%	51.6%
% of FP17s for Band 1 Urgent Courses	115	1,206	9.5%	10.0%	10.6%	8.9%
% of FP17s Relating to Free Repair or Replacements	5	1,206	0.4%	0.6%	0.5%	0.8%
% of FP17s Relating to Continuations	18	1,206	1.5%	0.9%	0.7%	0.9%
% of Patients satisfied with the dentistry they have received	1	1	N/A	91.6%	90.4%	93.2%
% of Patients satisfied with the time they had to wait for an appointment	0	1	N/A	88.0%	85.3%	88.8%

* This is based on patients treated on this contract for their most recent course of treatment. Figures in italics indicate the base number of FP17s or Patient Questionnaire responses are less than 100. N/A is shown where the base number of responses is less than 10 during the period. % is calculated as Quantity/Base number*100

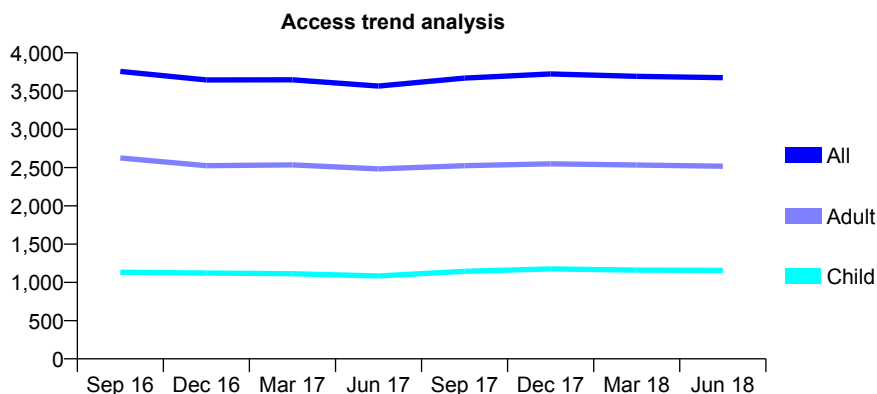
Q63 - Vital Signs At a Glance Contract Report for 158402/0001 - June 2018

Name or company name	Charlton Dental Care Ltd
Contract type name	GDS Contract
Purpose of contract	General
Contract start date	01/04/2010
Contract end date	

18/19 Contracted general activity (UDA)	15,510
Carry forward general activity (UDA)	0
18/19 Contracted orthodontic activity (UOA)	0
Carry forward orthodontic activity (UOA)	0
Baseline contract value	£419,679.71

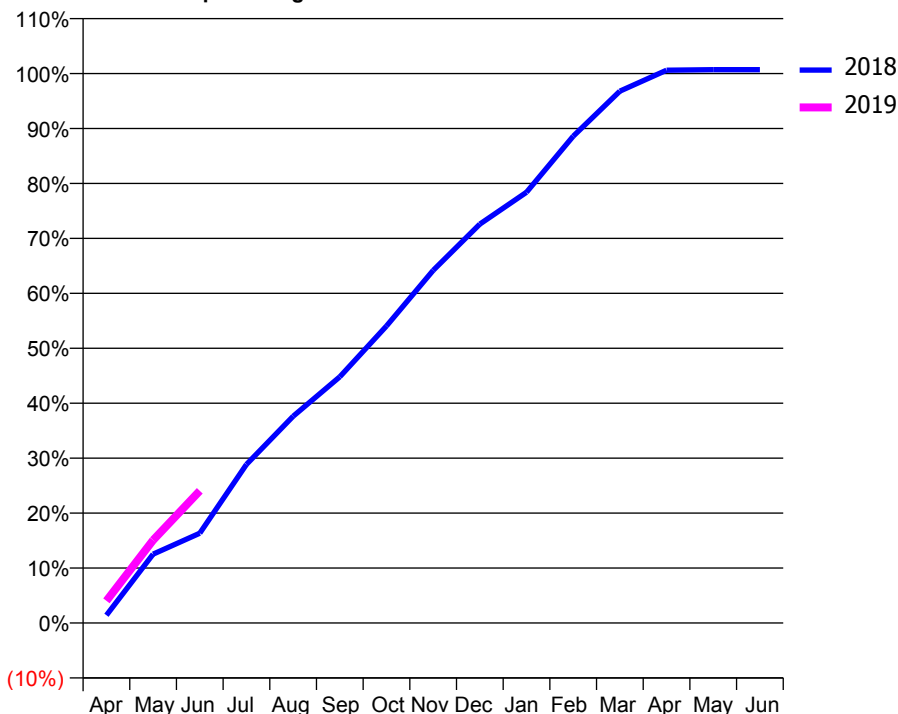
ACCESS*

Patients seen in 24 months	Total	Change since previous quarter
Quarter ending June 2017	3,566	
Quarter ending September 2017	3,669	↑
Quarter ending December 2017	3,724	→
Quarter ending March 2018	3,693	→
Quarter ending June 2018	3,675	→
Variance since June 2017	3.1%	↑



ACTIVITY

Cumulative percentage of contracted UDA delivered 2018 & 2019



Month	Adjusted Scheduled Activity (UDA)	
	2018	2019
April	219	626
May	1,946	2,338
June	2,536	3,733
July	4,478	
August	5,837	
September	6,949	
October	8,383	
November	9,954	
December	11,261	
January	12,160	
February	13,738	
March	15,010	
April	15,602	
May	15,617	
June	15,617	

QUALITY

	Quantity	Base Number	Contract	AT	Region	England
% of FP17s for the same patient ID Re-attending within 3 months - Children	26	331	7.9%	9.8%	11.5%	11.5%
% of FP17s for the same patient ID Re-attending within 3 months - Adults	112	720	15.6%	15.4%	16.6%	15.4%
% of FP17s for the same patient ID Re-attending between 3 & 9 months - Children	160	331	48.3%	49.2%	48.8%	58.9%
% of FP17s for the same patient ID Re-attending between 3 & 9 months - Adults	270	720	37.5%	39.1%	39.3%	51.6%
% of FP17s for Band 1 Urgent Courses	69	918	7.5%	10.0%	10.6%	8.9%
% of FP17s Relating to Free Repair or Replacements	26	918	2.8%	0.6%	0.5%	0.8%
% of FP17s Relating to Continuations	29	918	3.2%	0.9%	0.7%	0.9%
% of Patients satisfied with the dentistry they have received	0	0	N/A	91.6%	90.4%	93.2%
% of Patients satisfied with the time they had to wait for an appointment	0	0	N/A	88.0%	85.3%	88.8%

* This is based on patients treated on this contract for their most recent course of treatment. Figures in italics indicate the base number of FP17s or Patient Questionnaire responses are less than 100. N/A is shown where the base number of responses is less than 10 during the period. % is calculated as Quantity/Base number*100

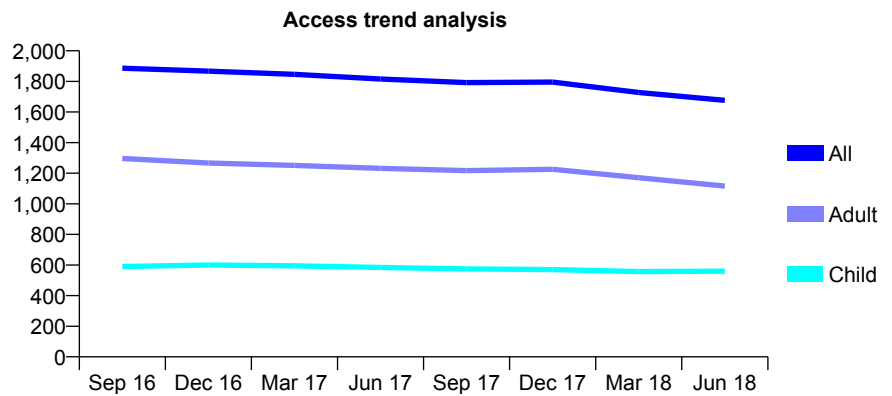
Q63 - Vital Signs At a Glance Contract Report for 158461/0001 - June 2018

Name or company name	The Mullally Dental Practice Ltd
Contract type name	GDS Contract
Purpose of contract	General
Contract start date	01/07/2008
Contract end date	

18/19 Contracted general activity (UDA)	6,944
Carry forward general activity (UDA)	0
18/19 Contracted orthodontic activity (UOA)	0
Carry forward orthodontic activity (UOA)	0
Baseline contract value	£206,165.96

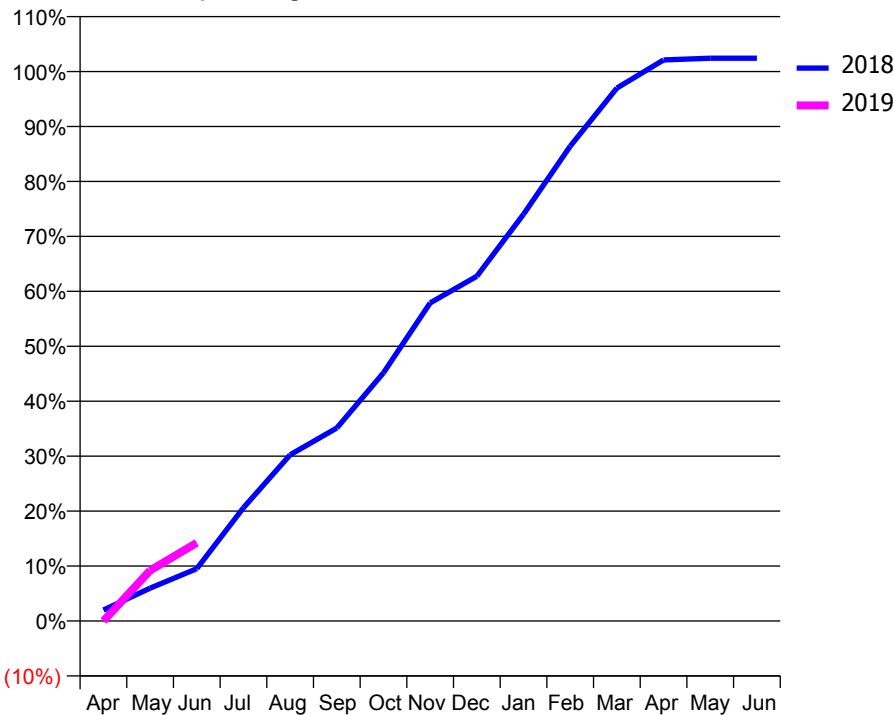
ACCESS*

Patients seen in 24 months	Total	Change since previous quarter
Quarter ending June 2017	1,816	
Quarter ending September 2017	1,792	↓
Quarter ending December 2017	1,796	→
Quarter ending March 2018	1,728	↓
Quarter ending June 2018	1,676	↓
Variance since June 2017	(7.7%)	↓



ACTIVITY

Cumulative percentage of contracted UDA delivered 2018 & 2019



Adjusted Scheduled Activity (UDA)		
Month	2018	2019
April	139	0
May	415	640
June	662	988
July	1,431	
August	2,101	
September	2,439	
October	3,136	
November	4,020	
December	4,356	
January	5,140	
February	5,999	
March	6,734	
April	7,089	
May	7,111	
June	7,111	

QUALITY

	Quantity	Base Number	Contract	AT	Region	England
% of FP17s for the same patient ID Re-attending within 3 months - Children	12	119	10.1%	9.8%	11.5%	11.5%
% of FP17s for the same patient ID Re-attending within 3 months - Adults	20	203	9.9%	15.4%	16.6%	15.4%
% of FP17s for the same patient ID Re-attending between 3 & 9 months - Children	25	119	21.0%	49.2%	48.8%	58.9%
% of FP17s for the same patient ID Re-attending between 3 & 9 months - Adults	68	203	33.5%	39.1%	39.3%	51.6%
% of FP17s for Band 1 Urgent Courses	0	228	0.0%	10.0%	10.6%	8.9%
% of FP17s Relating to Free Repair or Replacements	0	228	0.0%	0.6%	0.5%	0.8%
% of FP17s Relating to Continuations	3	228	1.3%	0.9%	0.7%	0.9%
% of Patients satisfied with the dentistry they have received	3	3	N/A	91.6%	90.4%	93.2%
% of Patients satisfied with the time they had to wait for an appointment	2	3	N/A	88.0%	85.3%	88.8%

* This is based on patients treated on this contract for their most recent course of treatment. Figures in italics indicate the base number of FP17s or Patient Questionnaire responses are less than 100. N/A is shown where the base number of responses is less than 10 during the period. % is calculated as Quantity/Base number*100

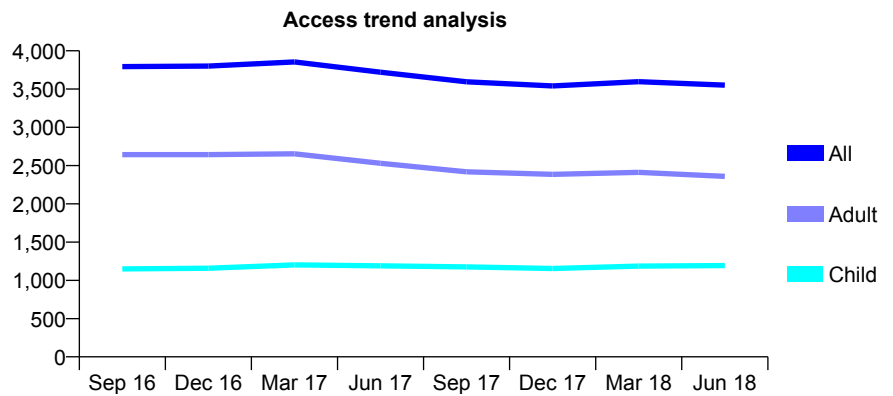
Q63 - Vital Signs At a Glance Contract Report for 158879/0001 - June 2018

Name or company name	Woodside Dental Clinic
Contract type name	GDS Contract
Purpose of contract	General
Contract start date	20/06/2011
Contract end date	

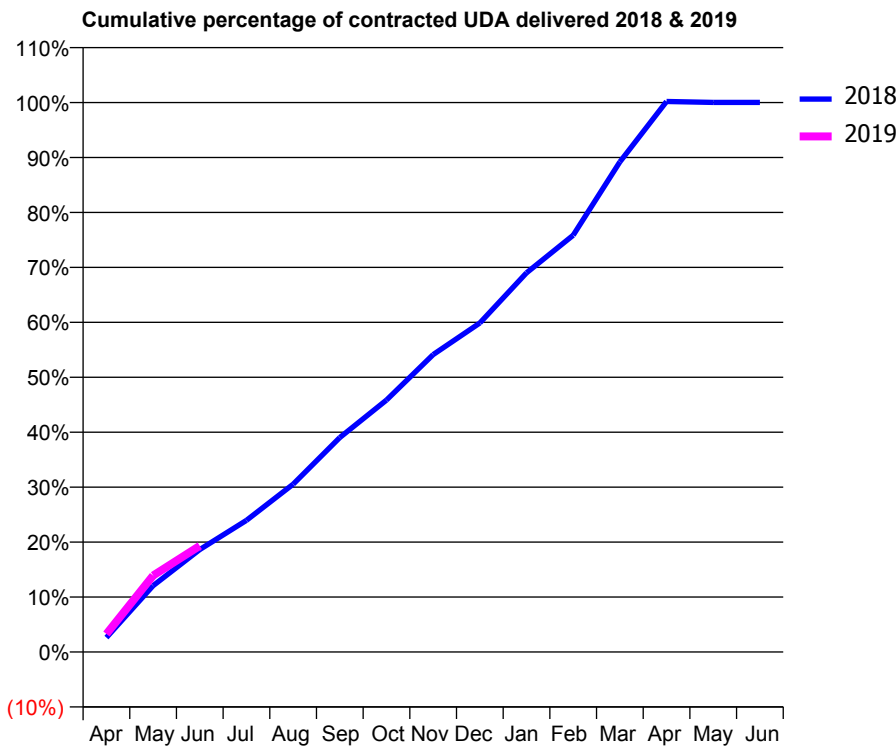
18/19 Contracted general activity (UDA)	6,523
Carry forward general activity (UDA)	0
18/19 Contracted orthodontic activity (UOA)	0
Carry forward orthodontic activity (UOA)	0
Baseline contract value	£170,150.53

ACCESS*

Patients seen in 24 months	Total	Change since previous quarter
Quarter ending June 2017	3,720	
Quarter ending September 2017	3,594	↓
Quarter ending December 2017	3,541	↓
Quarter ending March 2018	3,597	→
Quarter ending June 2018	3,552	↓
Variance since June 2017	(4.5%)	↓



ACTIVITY



Month	Adjusted Scheduled Activity (UDA)	
	2018	2019
April	172	215
May	787	908
June	1,216	1,261
July	1,563	
August	1,992	
September	2,546	
October	2,991	
November	3,531	
December	3,906	
January	4,500	
February	4,948	
March	5,819	
April	6,535	
May	6,524	
June	6,524	

QUALITY

	Quantity	Base Number	Contract	AT	Region	England
% of FP17s for the same patient ID Re-attending within 3 months - Children	22	392	5.6%	9.8%	11.5%	11.5%
% of FP17s for the same patient ID Re-attending within 3 months - Adults	74	595	12.4%	15.4%	16.6%	15.4%
% of FP17s for the same patient ID Re-attending between 3 & 9 months - Children	173	392	44.1%	49.2%	48.8%	58.9%
% of FP17s for the same patient ID Re-attending between 3 & 9 months - Adults	189	595	31.8%	39.1%	39.3%	51.6%
% of FP17s for Band 1 Urgent Courses	81	762	10.6%	10.0%	10.6%	8.9%
% of FP17s Relating to Free Repair or Replacements	4	762	0.5%	0.6%	0.5%	0.8%
% of FP17s Relating to Continuations	1	762	0.1%	0.9%	0.7%	0.9%
% of Patients satisfied with the dentistry they have received	1	1	N/A	91.6%	90.4%	93.2%
% of Patients satisfied with the time they had to wait for an appointment	1	1	N/A	88.0%	85.3%	88.8%

* This is based on patients treated on this contract for their most recent course of treatment. Figures in italics indicate the base number of FP17s or Patient Questionnaire responses are less than 100. N/A is shown where the base number of responses is less than 10 during the period. % is calculated as Quantity/Base number*100

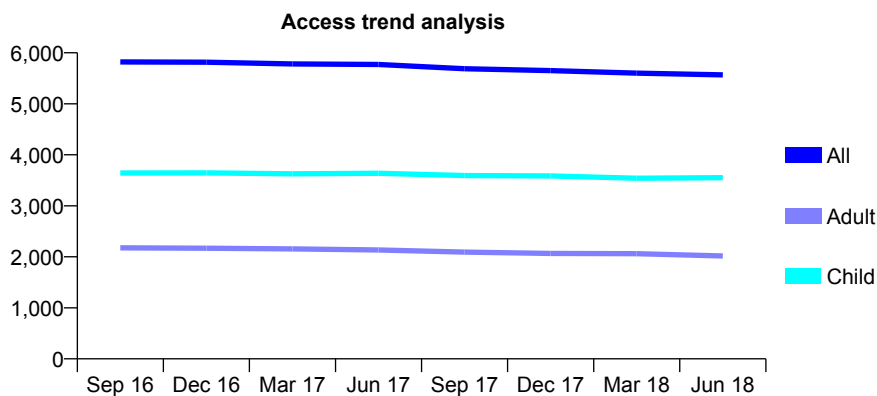
Q63 - Vital Signs At a Glance Contract Report for 159247/0001 - June 2018

Name or company name	Half Moon Dental Centre Ltd
Contract type name	GDS Contract
Purpose of contract	General
Contract start date	01/04/2013
Contract end date	

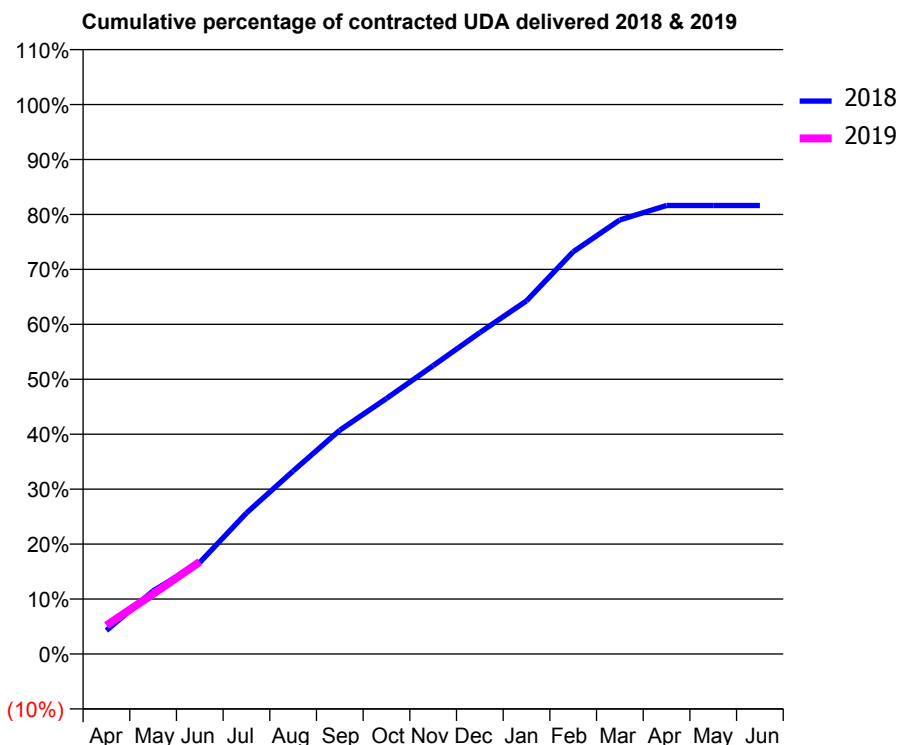
18/19 Contracted general activity (UDA)	11,000
Carry forward general activity (UDA)	0
18/19 Contracted orthodontic activity (UOA)	0
Carry forward orthodontic activity (UOA)	0
Baseline contract value	£257,226.56

ACCESS*

Patients seen in 24 months	Total	Change since previous quarter
Quarter ending June 2017	5,771	
Quarter ending September 2017	5,687	↓
Quarter ending December 2017	5,652	→
Quarter ending March 2018	5,601	→
Quarter ending June 2018	5,568	→
Variance since June 2017	(3.5%)	↓



ACTIVITY



Month	Adjusted Scheduled Activity (UDA)	
	2018	2019
April	472	572
May	1,263	1,202
June	1,832	1,845
July	2,823	
August	3,663	
September	4,482	
October	5,116	
November	5,774	
December	6,434	
January	7,070	
February	8,053	
March	8,690	
April	8,977	
May	8,977	
June	8,977	

QUALITY

	Quantity	Base Number	Contract	AT	Region	England
% of FP17s for the same patient ID Re-attending within 3 months - Children	51	1,047	4.9%	9.8%	11.5%	11.5%
% of FP17s for the same patient ID Re-attending within 3 months - Adults	47	519	9.1%	15.4%	16.6%	15.4%
% of FP17s for the same patient ID Re-attending between 3 & 9 months - Children	481	1,047	45.9%	49.2%	48.8%	58.9%
% of FP17s for the same patient ID Re-attending between 3 & 9 months - Adults	223	519	43.0%	39.1%	39.3%	51.6%
% of FP17s for Band 1 Urgent Courses	11	1,353	0.8%	10.0%	10.6%	8.9%
% of FP17s Relating to Free Repair or Replacements	9	1,353	0.7%	0.6%	0.5%	0.8%
% of FP17s Relating to Continuations	2	1,353	0.1%	0.9%	0.7%	0.9%
% of Patients satisfied with the dentistry they have received	3	3	N/A	91.6%	90.4%	93.2%
% of Patients satisfied with the time they had to wait for an appointment	3	3	N/A	88.0%	85.3%	88.8%

* This is based on patients treated on this contract for their most recent course of treatment. Figures in italics indicate the base number of FP17s or Patient Questionnaire responses are less than 100. N/A is shown where the base number of responses is less than 10 during the period. % is calculated as Quantity/Base number*100

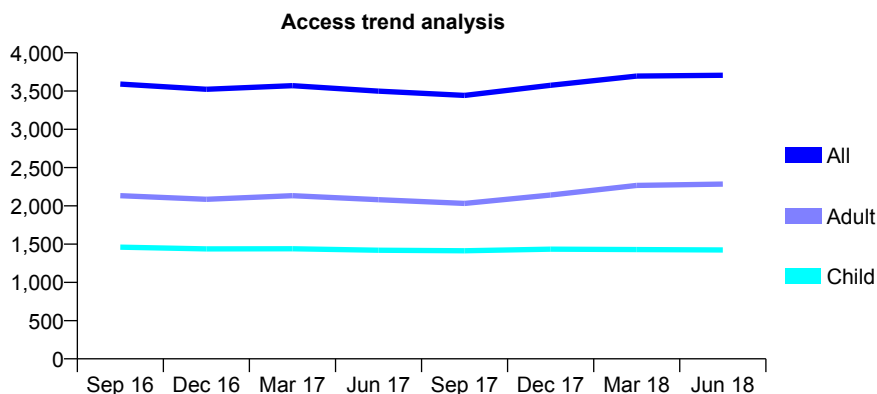
Q63 - Vital Signs At a Glance Contract Report for 160113/0001 - June 2018

Name or company name	Townley Road Dental Practice
Contract type name	GDS Contract
Purpose of contract	General
Contract start date	01/01/2013
Contract end date	

18/19 Contracted general activity (UDA)	10,000
Carry forward general activity (UDA)	0
18/19 Contracted orthodontic activity (UOA)	0
Carry forward orthodontic activity (UOA)	0
Baseline contract value	£243,126.57

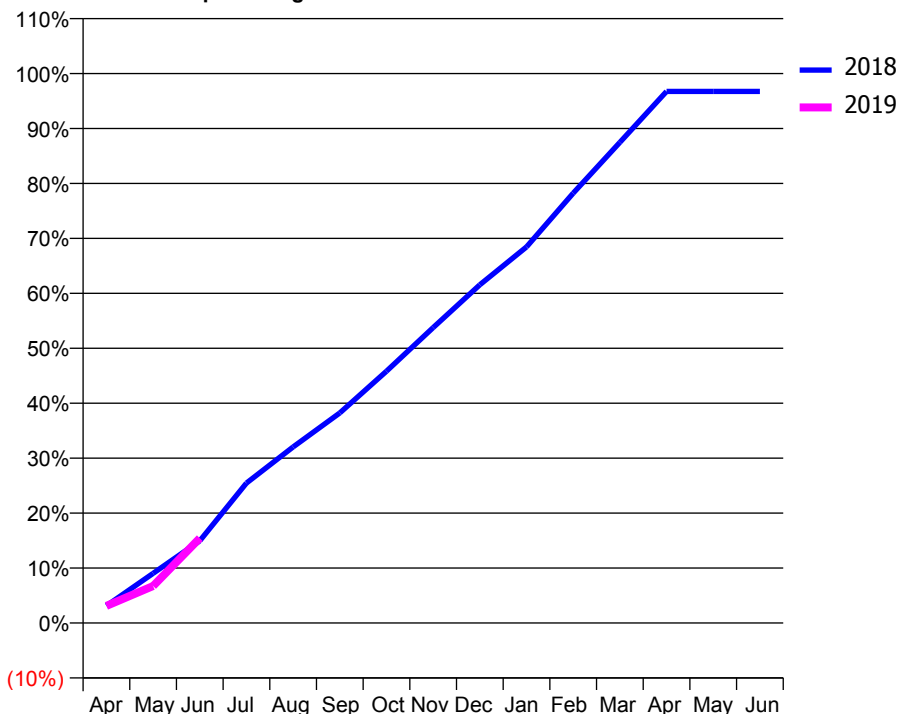
ACCESS*

Patients seen in 24 months	Total	Change since previous quarter
Quarter ending June 2017	3,499	
Quarter ending September 2017	3,443	↓
Quarter ending December 2017	3,575	↑
Quarter ending March 2018	3,696	↑
Quarter ending June 2018	3,707	→
Variance since June 2017	5.9%	↑



ACTIVITY

Cumulative percentage of contracted UDA delivered 2018 & 2019



Adjusted Scheduled Activity (UDA)		
Month	2018	2019
April	313	311
May	903	672
June	1,496	1,544
July	2,546	
August	3,206	
September	3,823	
October	4,583	
November	5,376	
December	6,155	
January	6,844	
February	7,821	
March	8,746	
April	9,675	
May	9,675	
June	9,675	

QUALITY

	Quantity	Base Number	Contract	AT	Region	England
% of FP17s for the same patient ID Re-attending within 3 months - Children	28	335	8.4%	9.8%	11.5%	11.5%
% of FP17s for the same patient ID Re-attending within 3 months - Adults	120	576	20.8%	15.4%	16.6%	15.4%
% of FP17s for the same patient ID Re-attending between 3 & 9 months - Children	116	335	34.6%	49.2%	48.8%	58.9%
% of FP17s for the same patient ID Re-attending between 3 & 9 months - Adults	130	576	22.6%	39.1%	39.3%	51.6%
% of FP17s for Band 1 Urgent Courses	79	665	11.9%	10.0%	10.6%	8.9%
% of FP17s Relating to Free Repair or Replacements	4	665	0.6%	0.6%	0.5%	0.8%
% of FP17s Relating to Continuations	19	665	2.9%	0.9%	0.7%	0.9%
% of Patients satisfied with the dentistry they have received	4	4	N/A	91.6%	90.4%	93.2%
% of Patients satisfied with the time they had to wait for an appointment	4	4	N/A	88.0%	85.3%	88.8%

* This is based on patients treated on this contract for their most recent course of treatment. Figures in italics indicate the base number of FP17s or Patient Questionnaire responses are less than 100. N/A is shown where the base number of responses is less than 10 during the period. % is calculated as Quantity/Base number*100

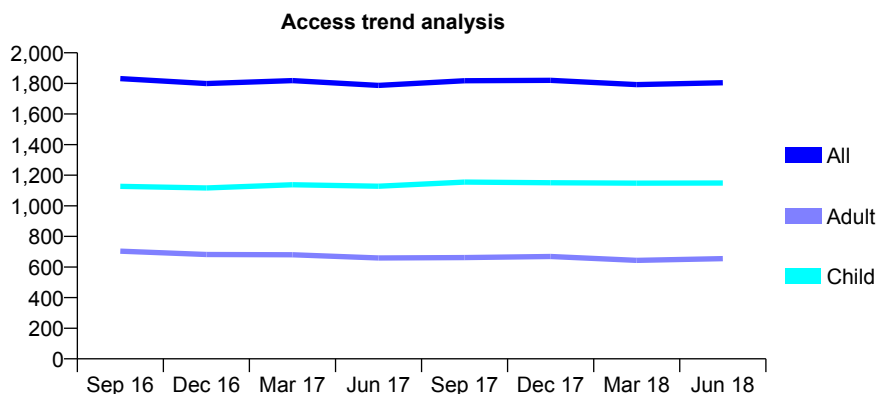
Q63 - Vital Signs At a Glance Contract Report for 160989/0001 - June 2018

Name or company name	Mr S Perry and Mrs S Perry
Contract type name	GDS Contract
Purpose of contract	General
Contract start date	01/08/2009
Contract end date	

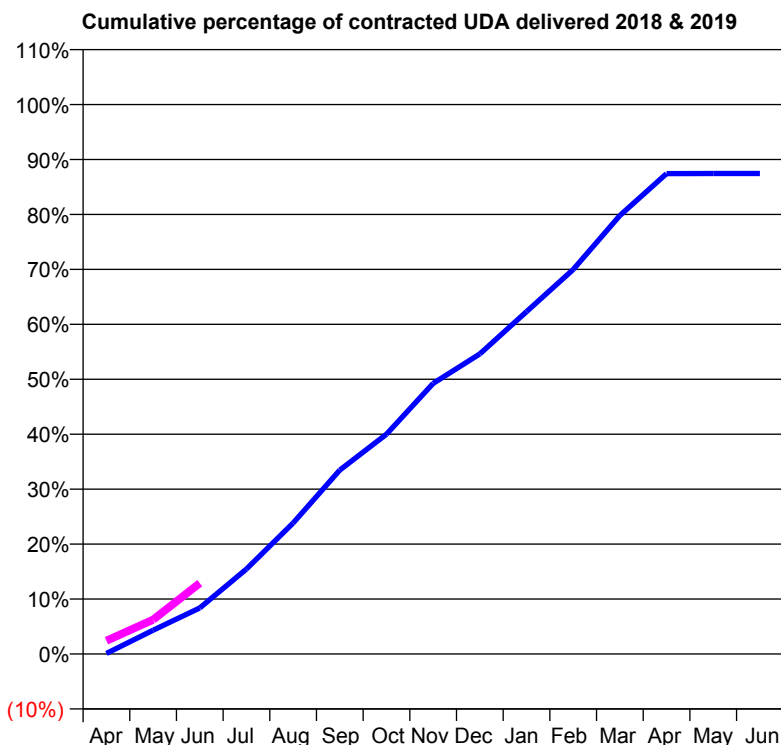
18/19 Contracted general activity (UDA)	5,092
Carry forward general activity (UDA)	0
18/19 Contracted orthodontic activity (UOA)	0
Carry forward orthodontic activity (UOA)	0
Baseline contract value	£122,360.14

ACCESS*

Patients seen in 24 months	Total	Change since previous quarter
Quarter ending June 2017	1,787	
Quarter ending September 2017	1,817	→
Quarter ending December 2017	1,820	→
Quarter ending March 2018	1,792	↓
Quarter ending June 2018	1,804	→
Variance since June 2017	1.0%	→



ACTIVITY



Month	Adjusted Scheduled Activity (UDA)	
	2018	2019
April	6	123
May	220	318
June	426	657
July	788	
August	1,214	
September	1,705	
October	2,036	
November	2,508	
December	2,781	
January	3,173	
February	3,563	
March	4,063	
April	4,451	
May	4,452	
June	4,452	

QUALITY

	Quantity	Base Number	Contract	AT	Region	England
% of FP17s for the same patient ID Re-attending within 3 months - Children	32	431	7.4%	9.8%	11.5%	11.5%
% of FP17s for the same patient ID Re-attending within 3 months - Adults	25	171	14.6%	15.4%	16.6%	15.4%
% of FP17s for the same patient ID Re-attending between 3 & 9 months - Children	285	431	66.1%	49.2%	48.8%	58.9%
% of FP17s for the same patient ID Re-attending between 3 & 9 months - Adults	91	171	53.2%	39.1%	39.3%	51.6%
% of FP17s for Band 1 Urgent Courses	23	426	5.4%	10.0%	10.6%	8.9%
% of FP17s Relating to Free Repair or Replacements	0	426	0.0%	0.6%	0.5%	0.8%
% of FP17s Relating to Continuations	0	426	0.0%	0.9%	0.7%	0.9%
% of Patients satisfied with the dentistry they have received	0	0	N/A	91.6%	90.4%	93.2%
% of Patients satisfied with the time they had to wait for an appointment	0	0	N/A	88.0%	85.3%	88.8%

* This is based on patients treated on this contract for their most recent course of treatment. Figures in italics indicate the base number of FP17s or Patient Questionnaire responses are less than 100. N/A is shown where the base number of responses is less than 10 during the period. % is calculated as Quantity/Base number*100

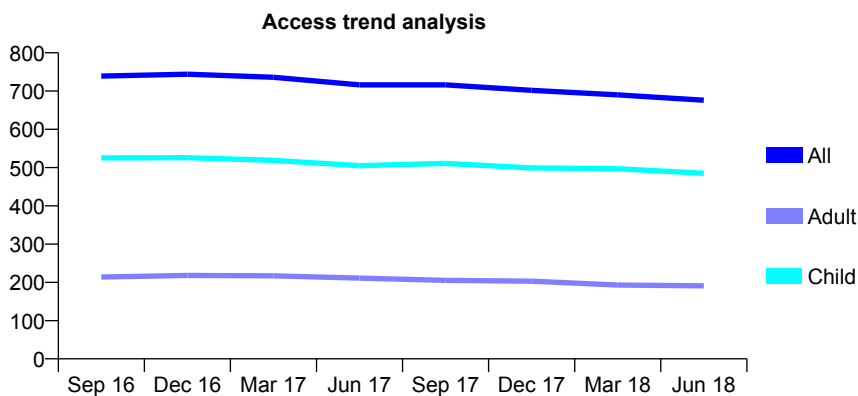
Q63 - Vital Signs At a Glance Contract Report for 161020/0001 - June 2018

Name or company name	Kingston Hill Dental Practice
Contract type name	GDS Contract
Purpose of contract	General
Contract start date	01/04/2010
Contract end date	

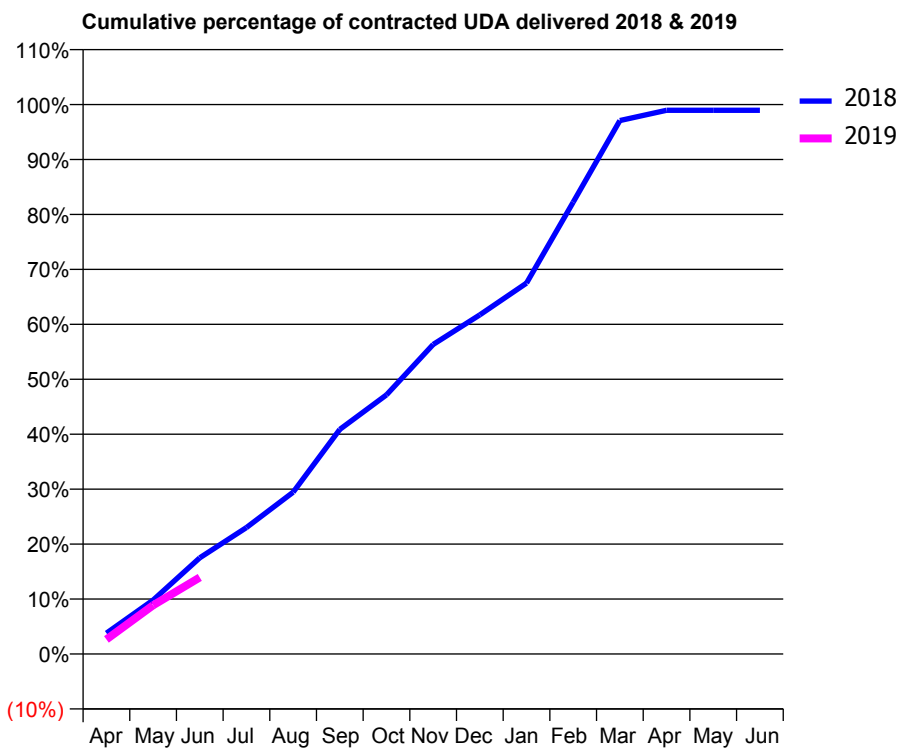
18/19 Contracted general activity (UDA)	1,500
Carry forward general activity (UDA)	0
18/19 Contracted orthodontic activity (UOA)	0
Carry forward orthodontic activity (UOA)	0
Baseline contract value	£35,541.08

ACCESS*

Patients seen in 24 months	Total	Change since previous quarter
Quarter ending June 2017	716	
Quarter ending September 2017	716	→
Quarter ending December 2017	702	↓
Quarter ending March 2018	690	↓
Quarter ending June 2018	676	↓
Variance since June 2017	(5.6%)	↓



ACTIVITY



Month	Adjusted Scheduled Activity (UDA)	
	2018	2019
April	57	40
May	147	133
June	263	209
July	345	
August	442	
September	613	
October	707	
November	845	
December	926	
January	1,012	
February	1,234	
March	1,456	
April	1,484	
May	1,484	
June	1,484	

QUALITY

	Quantity	Base Number	Contract	AT	Region	England
% of FP17s for the same patient ID Re-attending within 3 months - Children	7	128	5.5%	9.8%	11.5%	11.5%
% of FP17s for the same patient ID Re-attending within 3 months - Adults	1	21	4.8%	15.4%	16.6%	15.4%
% of FP17s for the same patient ID Re-attending between 3 & 9 months - Children	70	128	54.7%	49.2%	48.8%	58.9%
% of FP17s for the same patient ID Re-attending between 3 & 9 months - Adults	11	21	52.4%	39.1%	39.3%	51.6%
% of FP17s for Band 1 Urgent Courses	1	127	0.8%	10.0%	10.6%	8.9%
% of FP17s Relating to Free Repair or Replacements	0	127	0.0%	0.6%	0.5%	0.8%
% of FP17s Relating to Continuations	0	127	0.0%	0.9%	0.7%	0.9%
% of Patients satisfied with the dentistry they have received	1	1	N/A	91.6%	90.4%	93.2%
% of Patients satisfied with the time they had to wait for an appointment	1	1	N/A	88.0%	85.3%	88.8%

* This is based on patients treated on this contract for their most recent course of treatment. Figures in italics indicate the base number of FP17s or Patient Questionnaire responses are less than 100. N/A is shown where the base number of responses is less than 10 during the period. % is calculated as Quantity/Base number*100

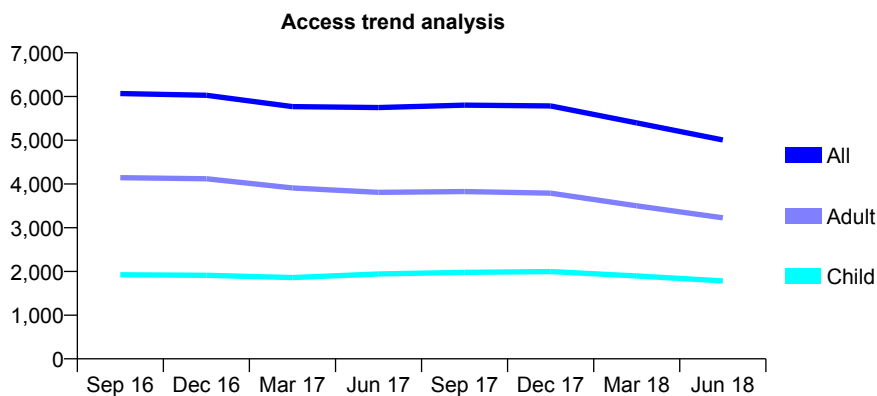
Q63 - Vital Signs At a Glance Contract Report for 163945/0001 - June 2018

Name or company name	Wandsworth Town Dental Practice Limited
Contract type name	GDS Contract
Purpose of contract	General
Contract start date	10/10/2011
Contract end date	

18/19 Contracted general activity (UDA)	18,500
Carry forward general activity (UDA)	0
18/19 Contracted orthodontic activity (UOA)	0
Carry forward orthodontic activity (UOA)	0
Baseline contract value	£528,455.55

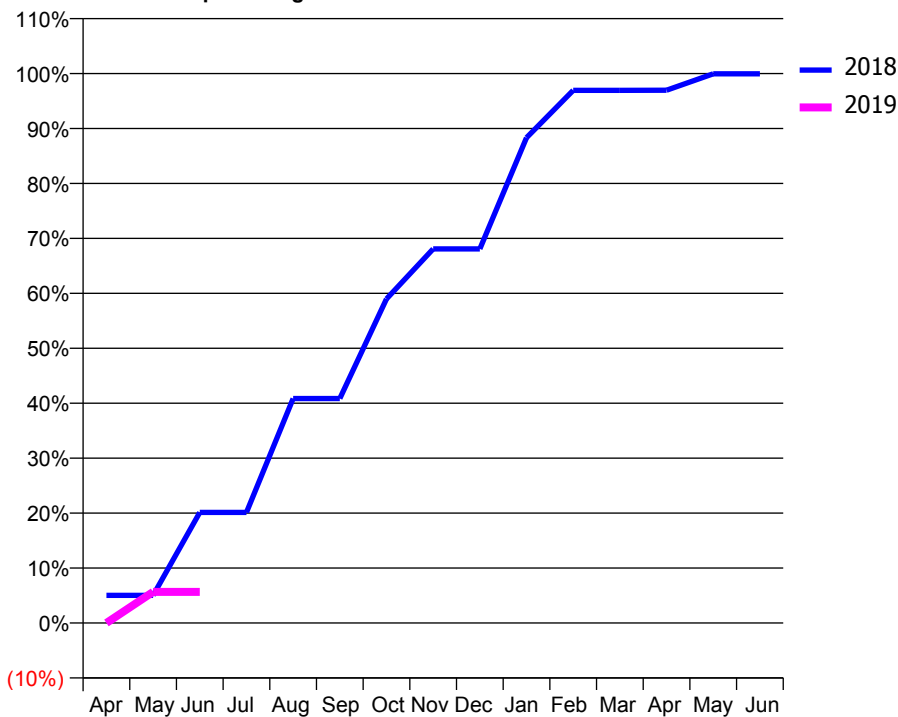
ACCESS*

Patients seen in 24 months	Total	Change since previous quarter
Quarter ending June 2017	5,749	
Quarter ending September 2017	5,803	→
Quarter ending December 2017	5,786	→
Quarter ending March 2018	5,397	↓
Quarter ending June 2018	5,008	↓
Variance since June 2017	(12.9%)	↓



ACTIVITY

Cumulative percentage of contracted UDA delivered 2018 & 2019



Month	Adjusted Scheduled Activity (UDA)	
	2018	2019
April	931	0
May	931	1,048
June	3,724	1,048
July	3,724	
August	7,557	
September	7,560	
October	10,910	
November	12,594	
December	12,594	
January	16,340	
February	17,933	
March	17,933	
April	17,936	
May	18,489	
June	18,489	

QUALITY

	Quantity	Base Number	Contract	AT	Region	England
% of FP17s for the same patient ID Re-attending within 3 months - Children	20	301	6.6%	9.8%	11.5%	11.5%
% of FP17s for the same patient ID Re-attending within 3 months - Adults	105	494	21.3%	15.4%	16.6%	15.4%
% of FP17s for the same patient ID Re-attending between 3 & 9 months - Children	82	301	27.2%	49.2%	48.8%	58.9%
% of FP17s for the same patient ID Re-attending between 3 & 9 months - Adults	91	494	18.4%	39.1%	39.3%	51.6%
% of FP17s for Band 1 Urgent Courses	147	428	34.3%	10.0%	10.6%	8.9%
% of FP17s Relating to Free Repair or Replacements	0	428	0.0%	0.6%	0.5%	0.8%
% of FP17s Relating to Continuations	0	428	0.0%	0.9%	0.7%	0.9%
% of Patients satisfied with the dentistry they have received	0	0	N/A	91.6%	90.4%	93.2%
% of Patients satisfied with the time they had to wait for an appointment	0	0	N/A	88.0%	85.3%	88.8%

* This is based on patients treated on this contract for their most recent course of treatment. Figures in italics indicate the base number of FP17s or Patient Questionnaire responses are less than 100. N/A is shown where the base number of responses is less than 10 during the period. % is calculated as Quantity/Base number*100

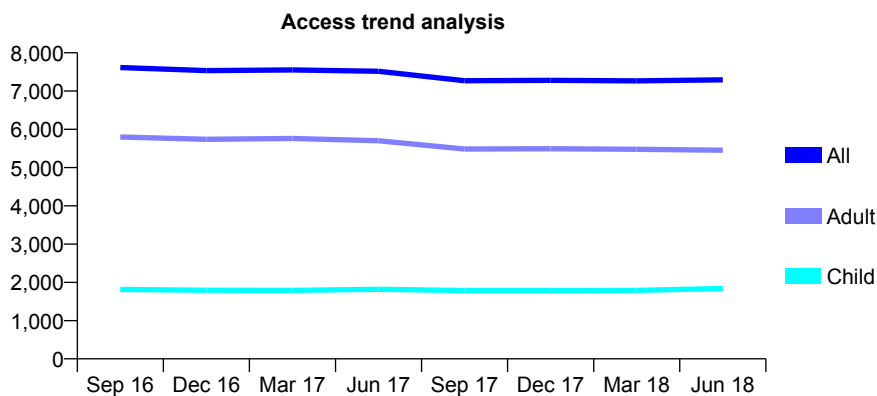
Q63 - Vital Signs At a Glance Contract Report for 164151/0001 - June 2018

Name or company name	The Crystal Palace Dental Centre
Contract type name	GDS Contract
Purpose of contract	General
Contract start date	01/04/2006
Contract end date	

18/19 Contracted general activity (UDA)	16,490
Carry forward general activity (UDA)	0
18/19 Contracted orthodontic activity (UOA)	0
Carry forward orthodontic activity (UOA)	0
Baseline contract value	£461,960.51

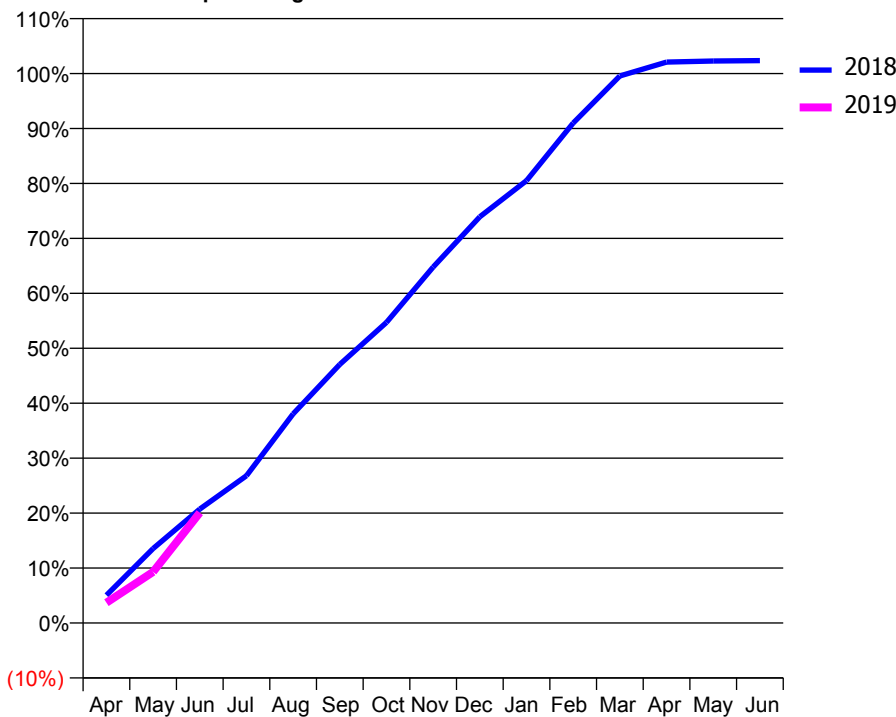
ACCESS*

Patients seen in 24 months	Total	Change since previous quarter
Quarter ending June 2017	7,518	
Quarter ending September 2017	7,270	↓
Quarter ending December 2017	7,280	→
Quarter ending March 2018	7,267	→
Quarter ending June 2018	7,294	→
Variance since June 2017	(3.0%)	↓



ACTIVITY

Cumulative percentage of contracted UDA delivered 2018 & 2019



Month	Adjusted Scheduled Activity (UDA)	
	2018	2019
April	833	610
May	2,234	1,536
June	3,417	3,310
July	4,418	
August	6,277	
September	7,760	
October	9,021	
November	10,684	
December	12,190	
January	13,276	
February	15,004	
March	16,417	
April	16,832	
May	16,867	
June	16,877	

QUALITY

	Quantity	Base Number	Contract	AT	Region	England
% of FP17s for the same patient ID Re-attending within 3 months - Children	32	504	6.3%	9.8%	11.5%	11.5%
% of FP17s for the same patient ID Re-attending within 3 months - Adults	102	1,077	9.5%	15.4%	16.6%	15.4%
% of FP17s for the same patient ID Re-attending between 3 & 9 months - Children	187	504	37.1%	49.2%	48.8%	58.9%
% of FP17s for the same patient ID Re-attending between 3 & 9 months - Adults	358	1,077	33.2%	39.1%	39.3%	51.6%
% of FP17s for Band 1 Urgent Courses	123	1,379	8.9%	10.0%	10.6%	8.9%
% of FP17s Relating to Free Repair or Replacements	13	1,379	0.9%	0.6%	0.5%	0.8%
% of FP17s Relating to Continuations	1	1,379	0.1%	0.9%	0.7%	0.9%
% of Patients satisfied with the dentistry they have received	0	0	N/A	91.6%	90.4%	93.2%
% of Patients satisfied with the time they had to wait for an appointment	0	0	N/A	88.0%	85.3%	88.8%

* This is based on patients treated on this contract for their most recent course of treatment. Figures in italics indicate the base number of FP17s or Patient Questionnaire responses are less than 100. N/A is shown where the base number of responses is less than 10 during the period. % is calculated as Quantity/Base number*100

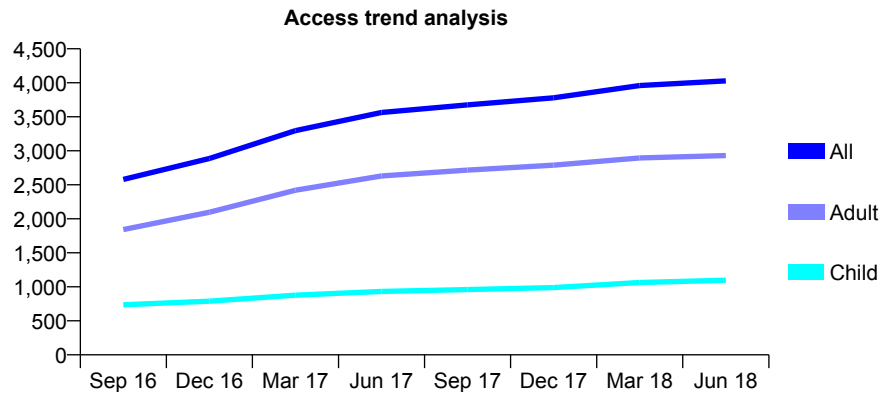
Q63 - Vital Signs At a Glance Contract Report for 164828/0001 - June 2018

Name or company name	2 Green Smile Ltd
Contract type name	GDS Contract
Purpose of contract	General
Contract start date	01/11/2015
Contract end date	

18/19 Contracted general activity (UDA)	7,750
Carry forward general activity (UDA)	0
18/19 Contracted orthodontic activity (UOA)	0
Carry forward orthodontic activity (UOA)	0
Baseline contract value	£201,728.31

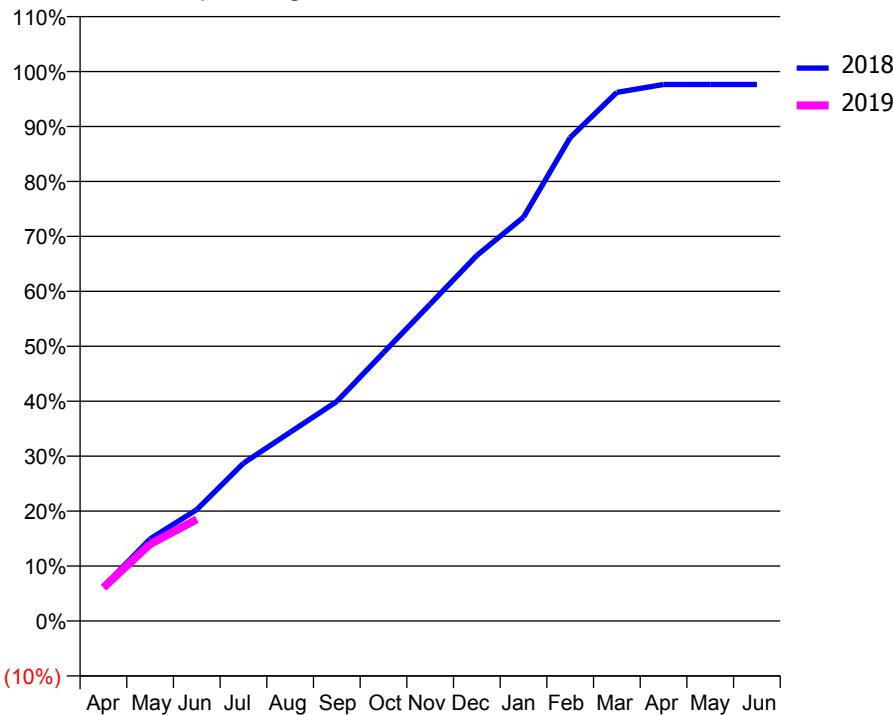
ACCESS*

Patients seen in 24 months	Total	Change since previous quarter
Quarter ending June 2017	3,563	
Quarter ending September 2017	3,676	↑
Quarter ending December 2017	3,779	↑
Quarter ending March 2018	3,960	↑
Quarter ending June 2018	4,028	→
Variance since June 2017	13.1%	↑



ACTIVITY

Cumulative percentage of contracted UDA delivered 2018 & 2019



Month	Adjusted Scheduled Activity (UDA)	
	2018	2019
April	485	471
May	1,157	1,084
June	1,571	1,435
July	2,226	
August	2,661	
September	3,096	
October	3,785	
November	4,470	
December	5,156	
January	5,695	
February	6,819	
March	7,457	
April	7,567	
May	7,567	
June	7,566	

QUALITY

	Quantity	Base Number	Contract	AT	Region	England
% of FP17s for the same patient ID Re-attending within 3 months - Children	24	352	6.8%	9.8%	11.5%	11.5%
% of FP17s for the same patient ID Re-attending within 3 months - Adults	76	632	12.0%	15.4%	16.6%	15.4%
% of FP17s for the same patient ID Re-attending between 3 & 9 months - Children	173	352	49.1%	49.2%	48.8%	58.9%
% of FP17s for the same patient ID Re-attending between 3 & 9 months - Adults	132	632	20.9%	39.1%	39.3%	51.6%
% of FP17s for Band 1 Urgent Courses	88	736	12.0%	10.0%	10.6%	8.9%
% of FP17s Relating to Free Repair or Replacements	1	736	0.1%	0.6%	0.5%	0.8%
% of FP17s Relating to Continuations	2	736	0.3%	0.9%	0.7%	0.9%
% of Patients satisfied with the dentistry they have received	4	4	N/A	91.6%	90.4%	93.2%
% of Patients satisfied with the time they had to wait for an appointment	3	4	N/A	88.0%	85.3%	88.8%

* This is based on patients treated on this contract for their most recent course of treatment. Figures in italics indicate the base number of FP17s or Patient Questionnaire responses are less than 100. N/A is shown where the base number of responses is less than 10 during the period. % is calculated as Quantity/Base number*100

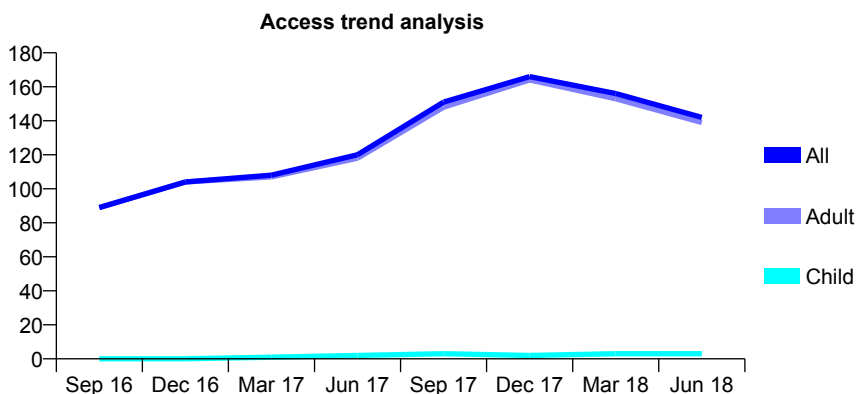
Q63 - Vital Signs At a Glance Contract Report for 164828/0002 - June 2018

Name or company name	2 Green Smile Ltd
Contract type name	PDS Contract
Purpose of contract	General
Contract start date	01/11/2015
Contract end date	30/06/2018

18/19 Contracted general activity (UDA)	94
Carry forward general activity (UDA)	0
18/19 Contracted orthodontic activity (UOA)	0
Carry forward orthodontic activity (UOA)	0
Baseline contract value	£5,096.13

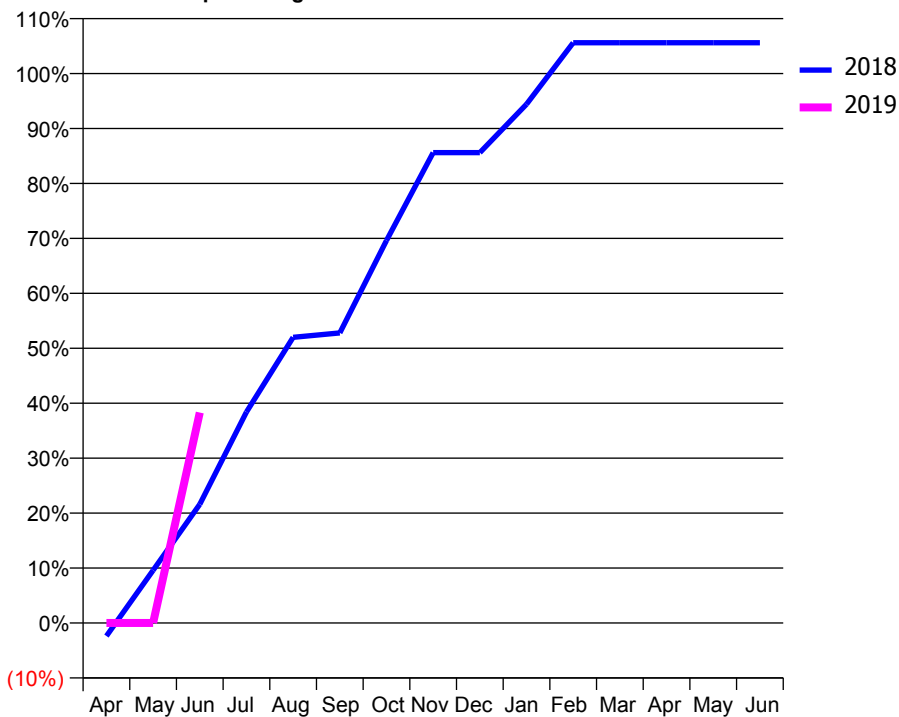
ACCESS*

Patients seen in 24 months	Total	Change since previous quarter
Quarter ending June 2017	120	
Quarter ending September 2017	151	↑
Quarter ending December 2017	166	↑
Quarter ending March 2018	156	↓
Quarter ending June 2018	142	↓
Variance since June 2017	18.3%	↑



ACTIVITY

Cumulative percentage of contracted UDA delivered 2018 & 2019



Month	Adjusted Scheduled Activity (UDA)	
	2018	2019
April	-9	0
May	36	0
June	81	36
July	144	
August	195	
September	198	
October	261	
November	321	
December	321	
January	354	
February	396	
March	396	
April	396	
May	396	
June	396	

QUALITY

	Quantity	Base Number	Contract	AT	Region	England
% of FP17s for the same patient ID Re-attending within 3 months - Children	0	0	N/A	9.8%	11.5%	11.5%
% of FP17s for the same patient ID Re-attending within 3 months - Adults	0	12	0.0%	15.4%	16.6%	15.4%
% of FP17s for the same patient ID Re-attending between 3 & 9 months - Children	0	0	N/A	49.2%	48.8%	58.9%
% of FP17s for the same patient ID Re-attending between 3 & 9 months - Adults	0	12	0.0%	39.1%	39.3%	51.6%
% of FP17s for Band 1 Urgent Courses	0	12	0.0%	10.0%	10.6%	8.9%
% of FP17s Relating to Free Repair or Replacements	0	12	0.0%	0.6%	0.5%	0.8%
% of FP17s Relating to Continuations	0	12	0.0%	0.9%	0.7%	0.9%
% of Patients satisfied with the dentistry they have received	0	0	N/A	91.6%	90.4%	93.2%
% of Patients satisfied with the time they had to wait for an appointment	0	0	N/A	88.0%	85.3%	88.8%

* This is based on patients treated on this contract for their most recent course of treatment. Figures in italics indicate the base number of FP17s or Patient Questionnaire responses are less than 100. N/A is shown where the base number of responses is less than 10 during the period. % is calculated as Quantity/Base number*100

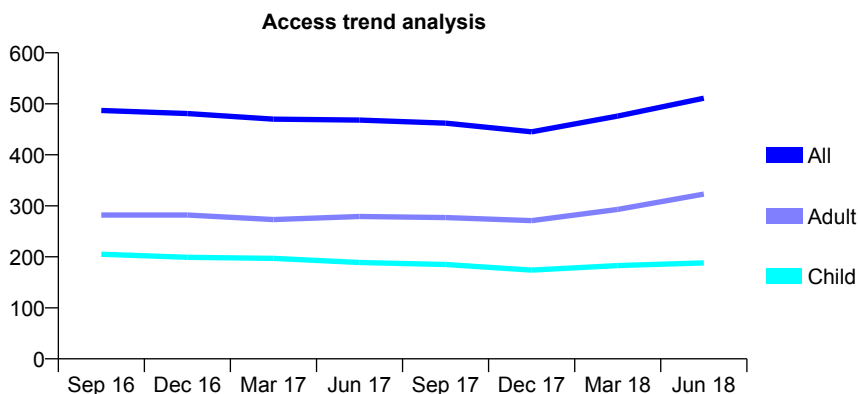
Q63 - Vital Signs At a Glance Contract Report for 164836/0001 - June 2018

Name or company name	R Mukherjee, P Gosai, D Patel, R Patel and
Contract type name	GDS Contract
Purpose of contract	General
Contract start date	10/03/2014
Contract end date	

18/19 Contracted general activity (UDA)	1,605
Carry forward general activity (UDA)	0
18/19 Contracted orthodontic activity (UOA)	0
Carry forward orthodontic activity (UOA)	0
Baseline contract value	£34,121.85

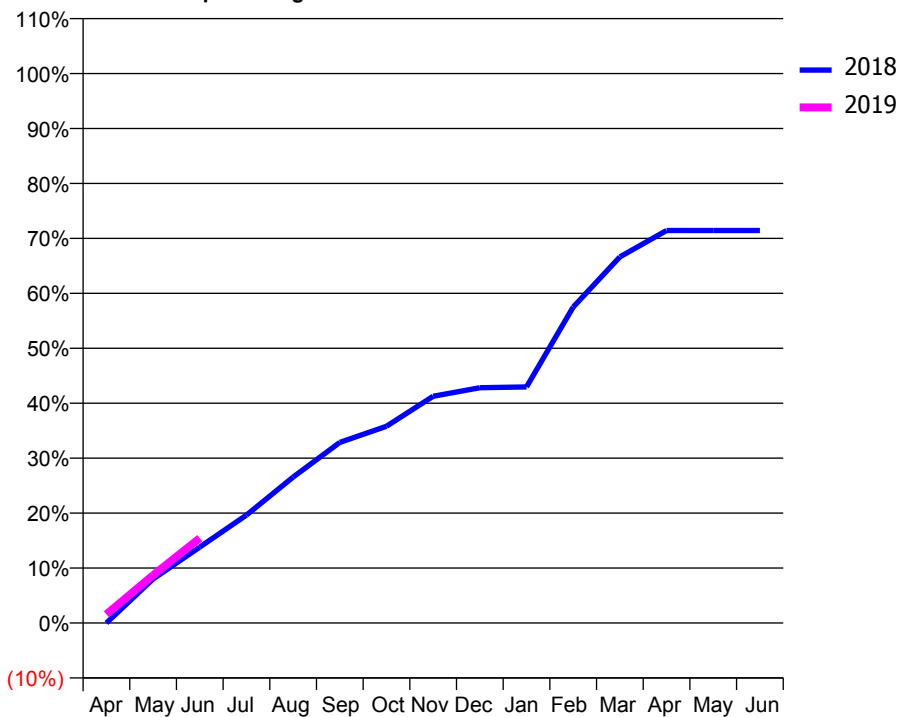
ACCESS*

Patients seen in 24 months	Total	Change since previous quarter
Quarter ending June 2017	468	
Quarter ending September 2017	462	↓
Quarter ending December 2017	445	↓
Quarter ending March 2018	476	↑
Quarter ending June 2018	511	↑
Variance since June 2017	9.2%	↑



ACTIVITY

Cumulative percentage of contracted UDA delivered 2018 & 2019



Adjusted Scheduled Activity (UDA)

Month	2018	2019
April	0	26
May	129	140
June	222	248
July	315	
August	426	
September	527	
October	575	
November	662	
December	687	
January	689	
February	923	
March	1,069	
April	1,147	
May	1,147	
June	1,147	

QUALITY

	Quantity	Base Number	Contract	AT	Region	England
% of FP17s for the same patient ID Re-attending within 3 months - Children	5	80	6.3%	9.8%	11.5%	11.5%
% of FP17s for the same patient ID Re-attending within 3 months - Adults	12	125	9.6%	15.4%	16.6%	15.4%
% of FP17s for the same patient ID Re-attending between 3 & 9 months - Children	36	80	45.0%	49.2%	48.8%	58.9%
% of FP17s for the same patient ID Re-attending between 3 & 9 months - Adults	57	125	45.6%	39.1%	39.3%	51.6%
% of FP17s for Band 1 Urgent Courses	15	155	9.7%	10.0%	10.6%	8.9%
% of FP17s Relating to Free Repair or Replacements	0	155	0.0%	0.6%	0.5%	0.8%
% of FP17s Relating to Continuations	0	155	0.0%	0.9%	0.7%	0.9%
% of Patients satisfied with the dentistry they have received	0	0	N/A	91.6%	90.4%	93.2%
% of Patients satisfied with the time they had to wait for an appointment	0	0	N/A	88.0%	85.3%	88.8%

* This is based on patients treated on this contract for their most recent course of treatment. Figures in italics indicate the base number of FP17s or Patient Questionnaire responses are less than 100. N/A is shown where the base number of responses is less than 10 during the period. % is calculated as Quantity/Base number*100

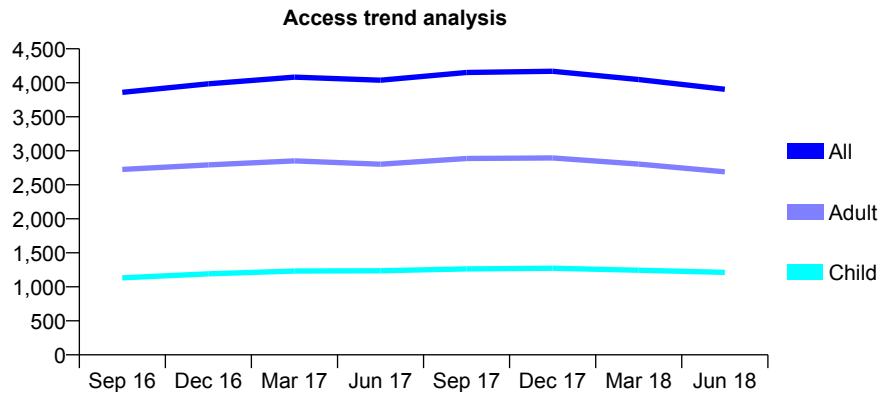
Q63 - Vital Signs At a Glance Contract Report for 164844/0001 - June 2018

Name or company name	Creekside Dental Practice
Contract type name	GDS Contract
Purpose of contract	General
Contract start date	01/04/2008
Contract end date	

18/19 Contracted general activity (UDA)	20,574
Carry forward general activity (UDA)	0
18/19 Contracted orthodontic activity (UOA)	0
Carry forward orthodontic activity (UOA)	0
Baseline contract value	£579,692.43

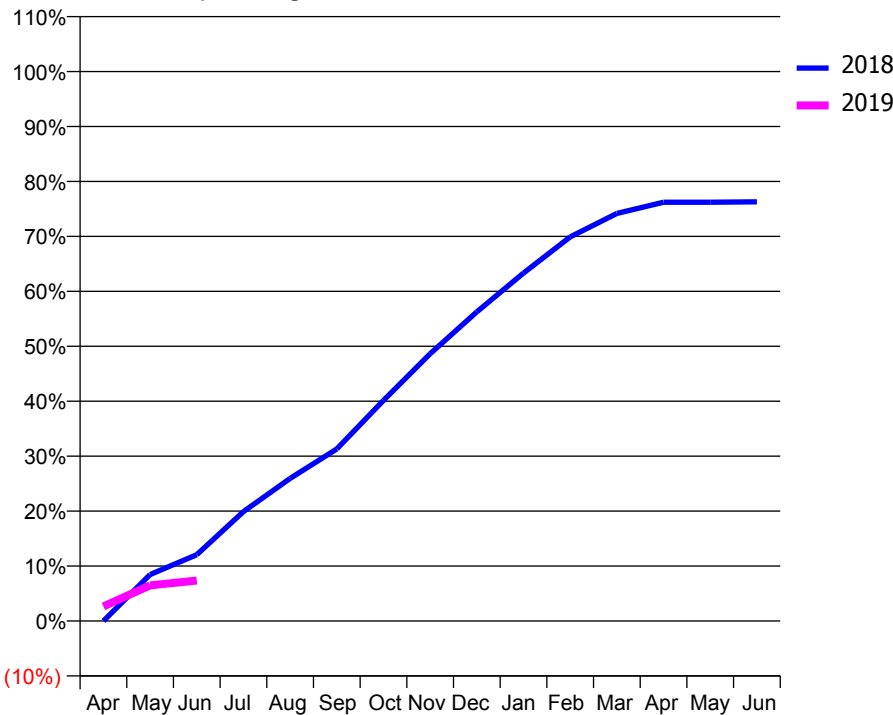
ACCESS*

Patients seen in 24 months	Total	Change since previous quarter
Quarter ending June 2017	4,039	
Quarter ending September 2017	4,151	↑
Quarter ending December 2017	4,169	→
Quarter ending March 2018	4,049	↓
Quarter ending June 2018	3,904	↓
Variance since June 2017	(3.3%)	↓



ACTIVITY

Cumulative percentage of contracted UDA delivered 2018 & 2019



Month	Adjusted Scheduled Activity (UDA)	
	2018	2019
April	0	546
May	1,742	1,336
June	2,482	1,517
July	4,097	
August	5,340	
September	6,444	
October	8,261	
November	10,007	
December	11,574	
January	13,029	
February	14,382	
March	15,262	
April	15,681	
May	15,682	
June	15,694	

QUALITY

	Quantity	Base Number	Contract	AT	Region	England
% of FP17s for the same patient ID Re-attending within 3 months - Children	16	220	7.3%	9.8%	11.5%	11.5%
% of FP17s for the same patient ID Re-attending within 3 months - Adults	83	498	16.7%	15.4%	16.6%	15.4%
% of FP17s for the same patient ID Re-attending between 3 & 9 months - Children	114	220	51.8%	49.2%	48.8%	58.9%
% of FP17s for the same patient ID Re-attending between 3 & 9 months - Adults	184	498	36.9%	39.1%	39.3%	51.6%
% of FP17s for Band 1 Urgent Courses	59	499	11.8%	10.0%	10.6%	8.9%
% of FP17s Relating to Free Repair or Replacements	1	499	0.2%	0.6%	0.5%	0.8%
% of FP17s Relating to Continuations	16	499	3.2%	0.9%	0.7%	0.9%
% of Patients satisfied with the dentistry they have received	0	0	N/A	91.6%	90.4%	93.2%
% of Patients satisfied with the time they had to wait for an appointment	0	0	N/A	88.0%	85.3%	88.8%

* This is based on patients treated on this contract for their most recent course of treatment. Figures in italics indicate the base number of FP17s or Patient Questionnaire responses are less than 100. N/A is shown where the base number of responses is less than 10 during the period. % is calculated as Quantity/Base number*100

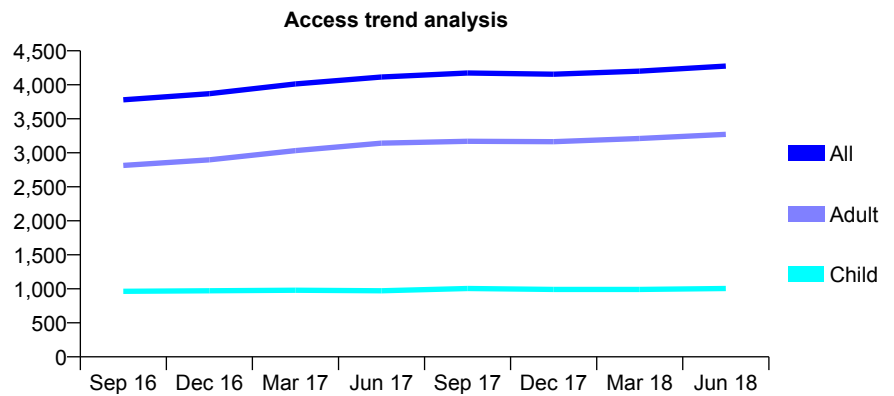
Q63 - Vital Signs At a Glance Contract Report for 166634/0001 - June 2018

Name or company name	Lancaster House Dental Practice
Contract type name	Pilot Contract
Purpose of contract	General and Orthodontic
Contract start date	01/04/2006
Contract end date	

18/19 Contracted general activity (UDA)	14,290
Carry forward general activity (UDA)	0
18/19 Contracted orthodontic activity (UOA)	224
Carry forward orthodontic activity (UOA)	0
Baseline contract value	£392,377.46

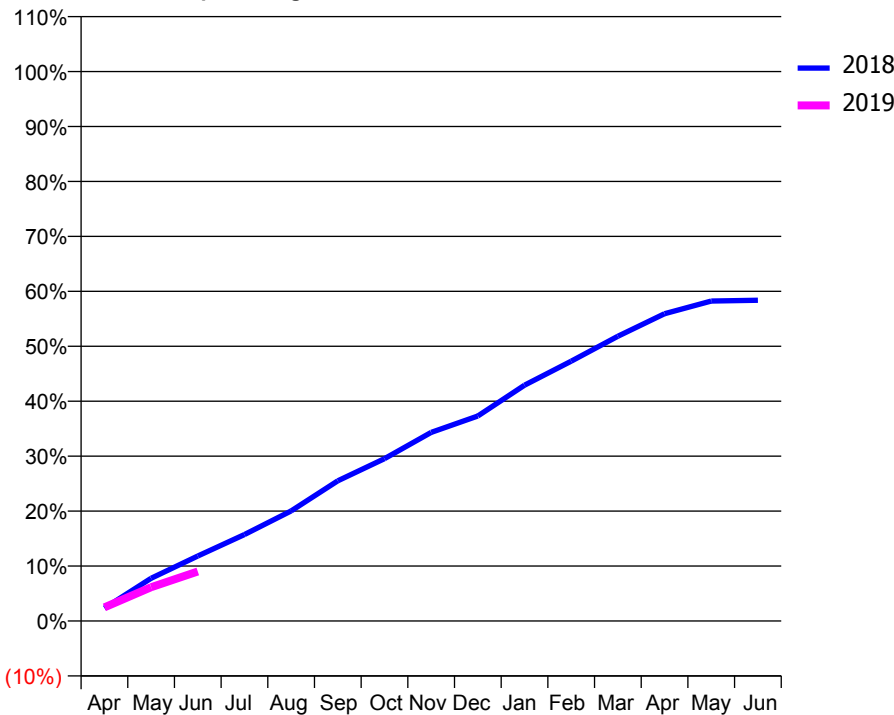
ACCESS*

Patients seen in 24 months	Total	Change since previous quarter
Quarter ending June 2017	4,115	
Quarter ending September 2017	4,174	→
Quarter ending December 2017	4,156	→
Quarter ending March 2018	4,201	→
Quarter ending June 2018	4,275	→
Variance since June 2017	3.9%	↑



ACTIVITY

Cumulative percentage of contracted UDA delivered 2018 & 2019



Month	Adjusted Scheduled Activity (UDA)	
	2018	2019
April	336	356
May	1,110	880
June	1,691	1,287
July	2,249	
August	2,861	
September	3,647	
October	4,220	
November	4,905	
December	5,332	
January	6,133	
February	6,757	
March	7,404	
April	7,991	
May	8,320	
June	8,341	

QUALITY

	Quantity	Base Number	Contract	AT	Region	England
% of FP17s for the same patient ID Re-attending within 3 months - Children	21	322	6.5%	9.8%	11.5%	11.5%
% of FP17s for the same patient ID Re-attending within 3 months - Adults	79	818	9.7%	15.4%	16.6%	15.4%
% of FP17s for the same patient ID Re-attending between 3 & 9 months - Children	136	322	42.2%	49.2%	48.8%	58.9%
% of FP17s for the same patient ID Re-attending between 3 & 9 months - Adults	258	818	31.5%	39.1%	39.3%	51.6%
% of FP17s for Band 1 Urgent Courses	97	719	13.5%	10.0%	10.6%	8.9%
% of FP17s Relating to Free Repair or Replacements	0	719	0.0%	0.6%	0.5%	0.8%
% of FP17s Relating to Continuations	1	719	0.1%	0.9%	0.7%	0.9%
% of Patients satisfied with the dentistry they have received	2	2	N/A	91.6%	90.4%	93.2%
% of Patients satisfied with the time they had to wait for an appointment	1	2	N/A	88.0%	85.3%	88.8%

* This is based on patients treated on this contract for their most recent course of treatment. Figures in italics indicate the base number of FP17s or Patient Questionnaire responses are less than 100. N/A is shown where the base number of responses is less than 10 during the period. % is calculated as Quantity/Base number*100

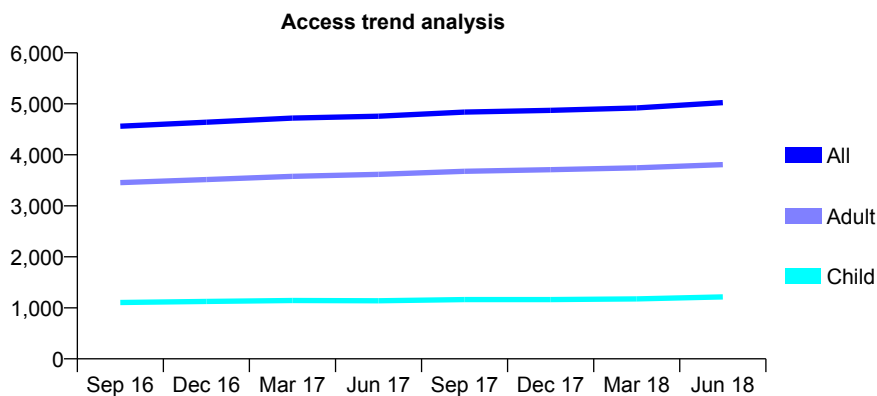
Q63 - Vital Signs At a Glance Contract Report for 167517/0001 - June 2018

Name or company name	HB Dental Practice Limited
Contract type name	GDS Contract
Purpose of contract	General
Contract start date	01/11/2009
Contract end date	

18/19 Contracted general activity (UDA)	20,586
Carry forward general activity (UDA)	0
18/19 Contracted orthodontic activity (UOA)	0
Carry forward orthodontic activity (UOA)	0
Baseline contract value	£491,947.24

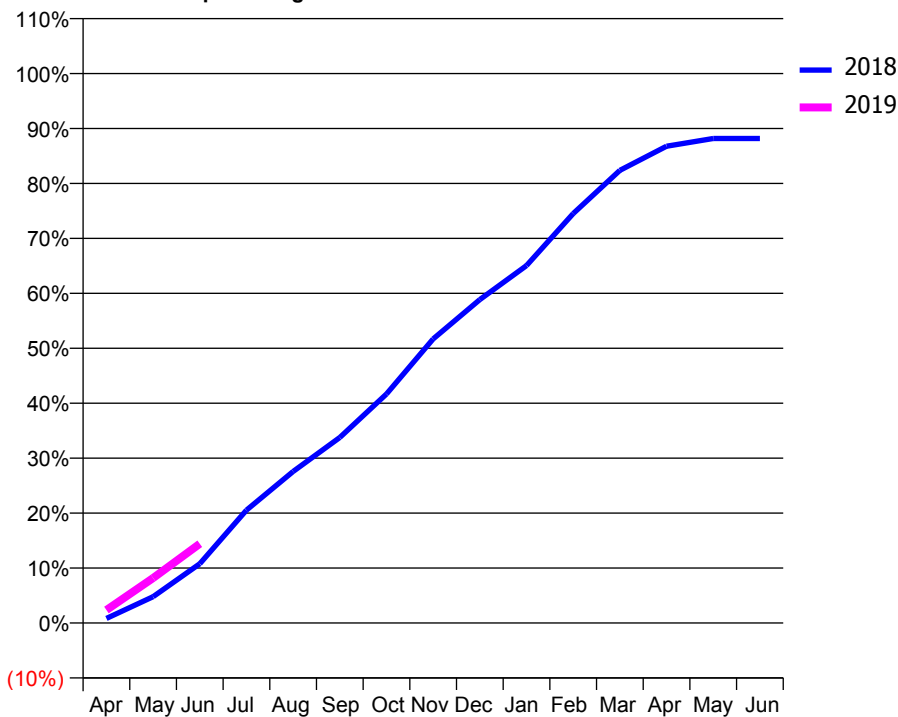
ACCESS*

Patients seen in 24 months	Total	Change since previous quarter
Quarter ending June 2017	4,757	
Quarter ending September 2017	4,838	→
Quarter ending December 2017	4,871	→
Quarter ending March 2018	4,920	→
Quarter ending June 2018	5,024	↑
Variance since June 2017	5.6%	↑



ACTIVITY

Cumulative percentage of contracted UDA delivered 2018 & 2019



Month	Adjusted Scheduled Activity (UDA)	
	2018	2019
April	171	485
May	985	1,688
June	2,222	2,969
July	4,228	
August	5,679	
September	6,950	
October	8,582	
November	10,644	
December	12,117	
January	13,393	
February	15,339	
March	16,959	
April	17,863	
May	18,149	
June	18,151	

QUALITY

	Quantity	Base Number	Contract	AT	Region	England
% of FP17s for the same patient ID Re-attending within 3 months - Children	29	333	8.7%	9.8%	11.5%	11.5%
% of FP17s for the same patient ID Re-attending within 3 months - Adults	149	1,025	14.5%	15.4%	16.6%	15.4%
% of FP17s for the same patient ID Re-attending between 3 & 9 months - Children	146	333	43.8%	49.2%	48.8%	58.9%
% of FP17s for the same patient ID Re-attending between 3 & 9 months - Adults	438	1,025	42.7%	39.1%	39.3%	51.6%
% of FP17s for Band 1 Urgent Courses	107	1,071	10.0%	10.0%	10.6%	8.9%
% of FP17s Relating to Free Repair or Replacements	12	1,071	1.1%	0.6%	0.5%	0.8%
% of FP17s Relating to Continuations	23	1,071	2.1%	0.9%	0.7%	0.9%
% of Patients satisfied with the dentistry they have received	0	0	N/A	91.6%	90.4%	93.2%
% of Patients satisfied with the time they had to wait for an appointment	0	0	N/A	88.0%	85.3%	88.8%

* This is based on patients treated on this contract for their most recent course of treatment. Figures in italics indicate the base number of FP17s or Patient Questionnaire responses are less than 100. N/A is shown where the base number of responses is less than 10 during the period. % is calculated as Quantity/Base number*100

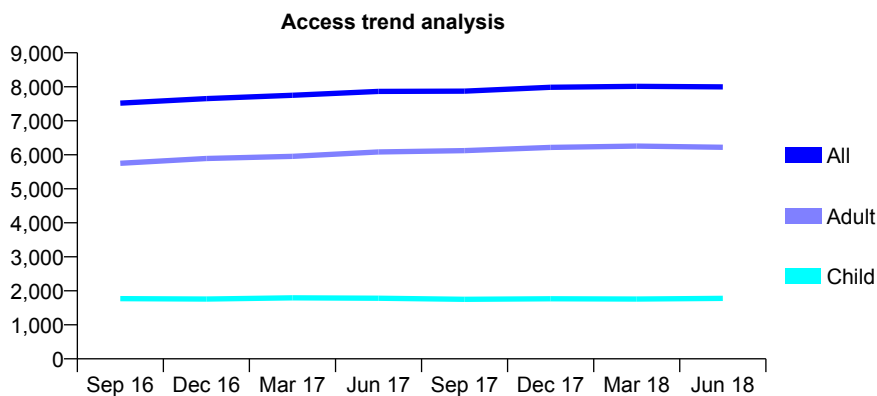
Q63 - Vital Signs At a Glance Contract Report for 168408/0001 - June 2018

Name or company name	Brixton Hill Dental Practice
Contract type name	GDS Contract
Purpose of contract	General
Contract start date	01/07/2014
Contract end date	

18/19 Contracted general activity (UDA)	35,407
Carry forward general activity (UDA)	0
18/19 Contracted orthodontic activity (UOA)	0
Carry forward orthodontic activity (UOA)	0
Baseline contract value	£1,164,831.65

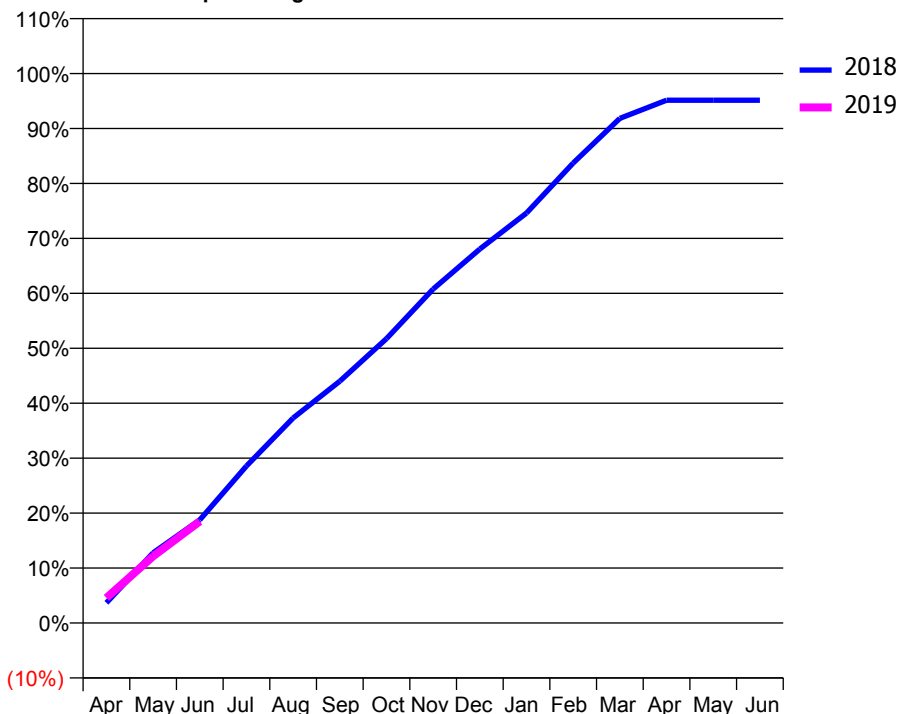
ACCESS*

Patients seen in 24 months	Total	Change since previous quarter
Quarter ending June 2017	7,865	
Quarter ending September 2017	7,874	→
Quarter ending December 2017	7,985	→
Quarter ending March 2018	8,012	→
Quarter ending June 2018	7,997	→
Variance since June 2017	1.7%	→



ACTIVITY

Cumulative percentage of contracted UDA delivered 2018 & 2019



Month	Adjusted Scheduled Activity (UDA)	
	2018	2019
April	1,302	1,619
May	4,524	4,304
June	6,645	6,554
July	10,118	
August	13,208	
September	15,579	
October	18,321	
November	21,518	
December	24,098	
January	26,413	
February	29,637	
March	32,514	
April	33,686	
May	33,687	
June	33,687	

QUALITY

	Quantity	Base Number	Contract	AT	Region	England
% of FP17s for the same patient ID Re-attending within 3 months - Children	22	493	4.5%	9.8%	11.5%	11.5%
% of FP17s for the same patient ID Re-attending within 3 months - Adults	117	1,344	8.7%	15.4%	16.6%	15.4%
% of FP17s for the same patient ID Re-attending between 3 & 9 months - Children	230	493	46.7%	49.2%	48.8%	58.9%
% of FP17s for the same patient ID Re-attending between 3 & 9 months - Adults	481	1,344	35.8%	39.1%	39.3%	51.6%
% of FP17s for Band 1 Urgent Courses	136	1,579	8.6%	10.0%	10.6%	8.9%
% of FP17s Relating to Free Repair or Replacements	0	1,579	0.0%	0.6%	0.5%	0.8%
% of FP17s Relating to Continuations	26	1,579	1.6%	0.9%	0.7%	0.9%
% of Patients satisfied with the dentistry they have received	6	6	N/A	91.6%	90.4%	93.2%
% of Patients satisfied with the time they had to wait for an appointment	5	6	N/A	88.0%	85.3%	88.8%

* This is based on patients treated on this contract for their most recent course of treatment. Figures in italics indicate the base number of FP17s or Patient Questionnaire responses are less than 100. N/A is shown where the base number of responses is less than 10 during the period. % is calculated as Quantity/Base number*100

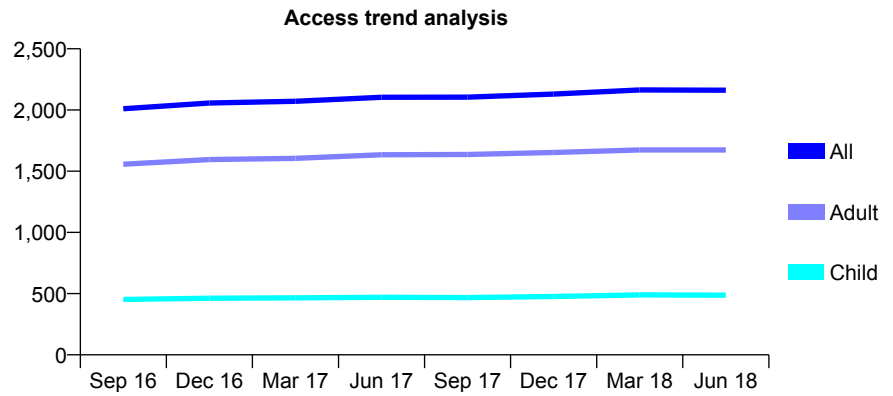
Q63 - Vital Signs At a Glance Contract Report for 168955/0001 - June 2018

Name or company name	Tolworth Rise Practice
Contract type name	GDS Contract
Purpose of contract	General
Contract start date	01/04/2009
Contract end date	

18/19 Contracted general activity (UDA)	6,000
Carry forward general activity (UDA)	0
18/19 Contracted orthodontic activity (UOA)	0
Carry forward orthodontic activity (UOA)	0
Baseline contract value	£136,501.13

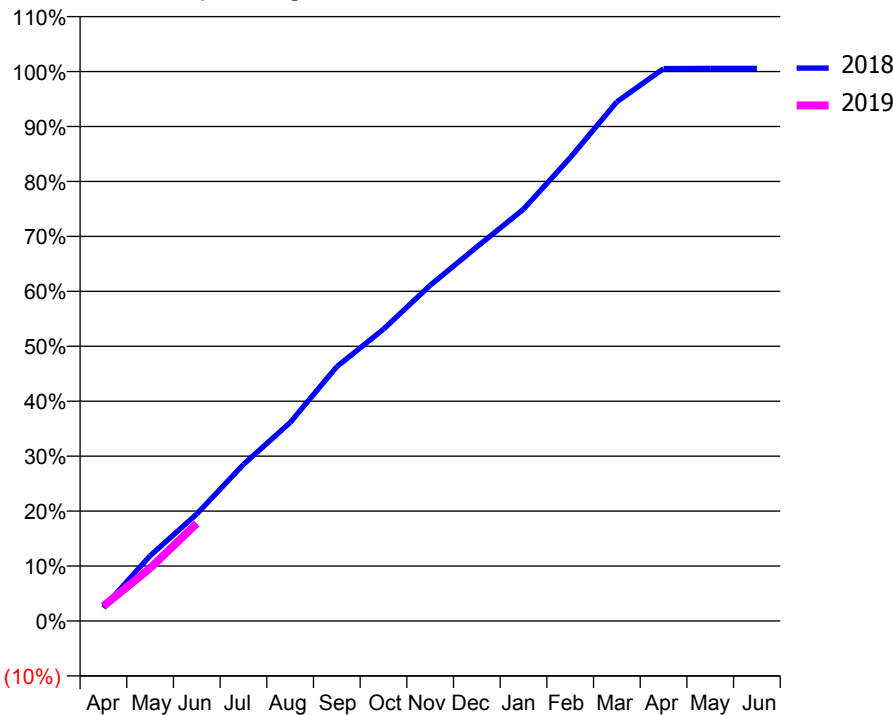
ACCESS*

Patients seen in 24 months	Total	Change since previous quarter
Quarter ending June 2017	2,104	
Quarter ending September 2017	2,105	→
Quarter ending December 2017	2,130	→
Quarter ending March 2018	2,164	→
Quarter ending June 2018	2,162	→
Variance since June 2017	2.8%	↑



ACTIVITY

Cumulative percentage of contracted UDA delivered 2018 & 2019



Month	Adjusted Scheduled Activity (UDA)	
	2018	2019
April	144	162
May	713	578
June	1,168	1,065
July	1,710	
August	2,167	
September	2,778	
October	3,187	
November	3,665	
December	4,084	
January	4,496	
February	5,058	
March	5,668	
April	6,032	
May	6,034	
June	6,034	

QUALITY

	Quantity	Base Number	Contract	AT	Region	England
% of FP17s for the same patient ID Re-attending within 3 months - Children	13	176	7.4%	9.8%	11.5%	11.5%
% of FP17s for the same patient ID Re-attending within 3 months - Adults	62	559	11.1%	15.4%	16.6%	15.4%
% of FP17s for the same patient ID Re-attending between 3 & 9 months - Children	93	176	52.8%	49.2%	48.8%	58.9%
% of FP17s for the same patient ID Re-attending between 3 & 9 months - Adults	390	559	69.8%	39.1%	39.3%	51.6%
% of FP17s for Band 1 Urgent Courses	26	550	4.7%	10.0%	10.6%	8.9%
% of FP17s Relating to Free Repair or Replacements	0	550	0.0%	0.6%	0.5%	0.8%
% of FP17s Relating to Continuations	6	550	1.1%	0.9%	0.7%	0.9%
% of Patients satisfied with the dentistry they have received	1	1	N/A	91.6%	90.4%	93.2%
% of Patients satisfied with the time they had to wait for an appointment	1	1	N/A	88.0%	85.3%	88.8%

* This is based on patients treated on this contract for their most recent course of treatment. Figures in italics indicate the base number of FP17s or Patient Questionnaire responses are less than 100. N/A is shown where the base number of responses is less than 10 during the period. % is calculated as Quantity/Base number*100

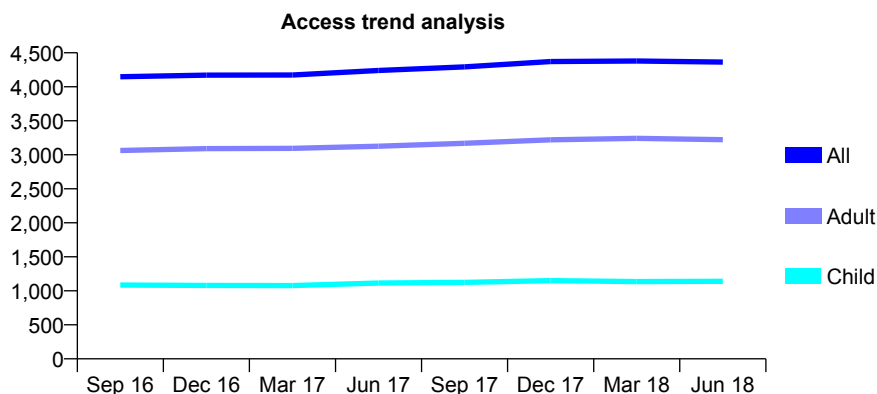
Q63 - Vital Signs At a Glance Contract Report for 170267/0001 - June 2018

Name or company name	Ramani Dental Practice
Contract type name	GDS Contract
Purpose of contract	General
Contract start date	01/04/2006
Contract end date	

18/19 Contracted general activity (UDA)	10,000
Carry forward general activity (UDA)	0
18/19 Contracted orthodontic activity (UOA)	0
Carry forward orthodontic activity (UOA)	0
Baseline contract value	£261,026.26

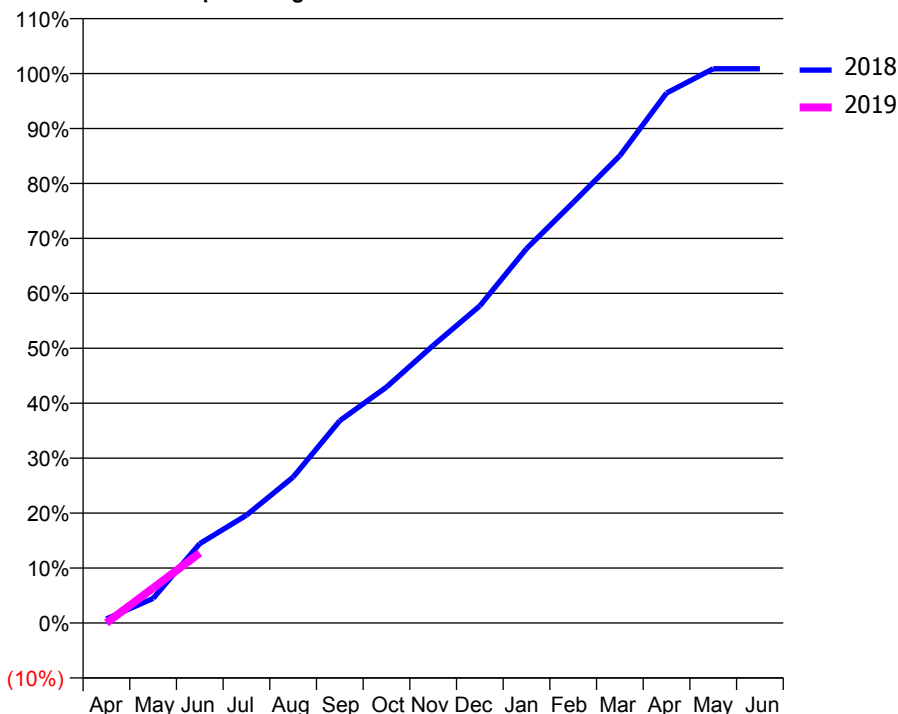
ACCESS*

Patients seen in 24 months	Total	Change since previous quarter
Quarter ending June 2017	4,241	
Quarter ending September 2017	4,294	→
Quarter ending December 2017	4,371	→
Quarter ending March 2018	4,380	→
Quarter ending June 2018	4,364	→
Variance since June 2017	2.9%	↑



ACTIVITY

Cumulative percentage of contracted UDA delivered 2018 & 2019



Adjusted Scheduled Activity (UDA)

Month	2018	2019
April	75	0
May	449	638
June	1,446	1,274
July	1,962	
August	2,657	
September	3,684	
October	4,295	
November	5,051	
December	5,773	
January	6,813	
February	7,652	
March	8,505	
April	9,644	
May	10,086	
June	10,086	

QUALITY

	Quantity	Base Number	Contract	AT	Region	England
% of FP17s for the same patient ID Re-attending within 3 months - Children	26	409	6.4%	9.8%	11.5%	11.5%
% of FP17s for the same patient ID Re-attending within 3 months - Adults	203	1,059	19.2%	15.4%	16.6%	15.4%
% of FP17s for the same patient ID Re-attending between 3 & 9 months - Children	185	409	45.2%	49.2%	48.8%	58.9%
% of FP17s for the same patient ID Re-attending between 3 & 9 months - Adults	345	1,059	32.6%	39.1%	39.3%	51.6%
% of FP17s for Band 1 Urgent Courses	111	678	16.4%	10.0%	10.6%	8.9%
% of FP17s Relating to Free Repair or Replacements	15	678	2.2%	0.6%	0.5%	0.8%
% of FP17s Relating to Continuations	2	678	0.3%	0.9%	0.7%	0.9%
% of Patients satisfied with the dentistry they have received	2	2	N/A	91.6%	90.4%	93.2%
% of Patients satisfied with the time they had to wait for an appointment	2	2	N/A	88.0%	85.3%	88.8%

* This is based on patients treated on this contract for their most recent course of treatment. Figures in italics indicate the base number of FP17s or Patient Questionnaire responses are less than 100. N/A is shown where the base number of responses is less than 10 during the period. % is calculated as Quantity/Base number*100

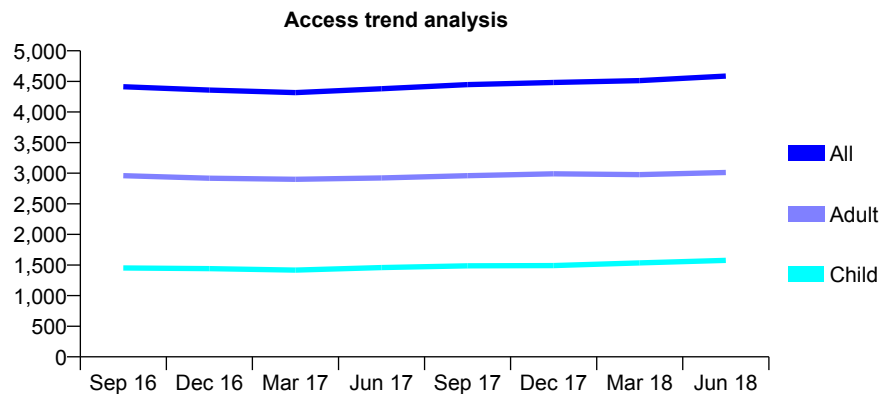
Q63 - Vital Signs At a Glance Contract Report for 170453/0001 - June 2018

Name or company name	The Lacey Dental Practice Partnership.
Contract type name	GDS Contract
Purpose of contract	General
Contract start date	01/06/2012
Contract end date	

18/19 Contracted general activity (UDA)	13,310
Carry forward general activity (UDA)	0
18/19 Contracted orthodontic activity (UOA)	0
Carry forward orthodontic activity (UOA)	0
Baseline contract value	£432,019.82

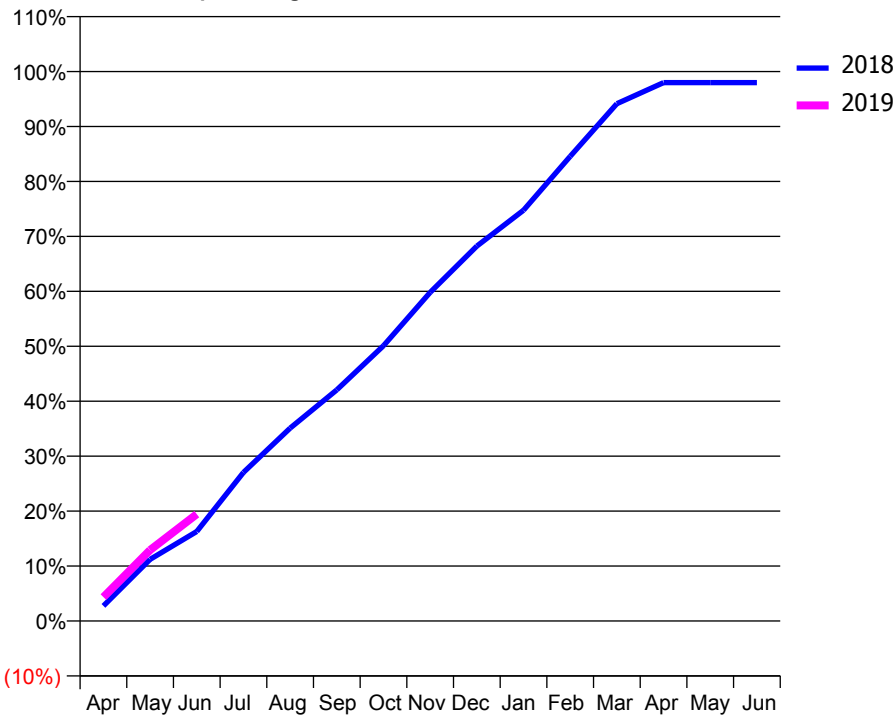
ACCESS*

Patients seen in 24 months	Total	Change since previous quarter
Quarter ending June 2017	4,380	
Quarter ending September 2017	4,448	→
Quarter ending December 2017	4,482	→
Quarter ending March 2018	4,512	→
Quarter ending June 2018	4,587	→
Variance since June 2017	4.7%	↑



ACTIVITY

Cumulative percentage of contracted UDA delivered 2018 & 2019



Month	Adjusted Scheduled Activity (UDA)	
	2018	2019
April	365	581
May	1,493	1,720
June	2,167	2,588
July	3,598	
August	4,673	
September	5,598	
October	6,669	
November	7,960	
December	9,080	
January	9,949	
February	11,255	
March	12,532	
April	13,039	
May	13,039	
June	13,039	

QUALITY

	Quantity	Base Number	Contract	AT	Region	England
% of FP17s for the same patient ID Re-attending within 3 months - Children	49	460	10.7%	9.8%	11.5%	11.5%
% of FP17s for the same patient ID Re-attending within 3 months - Adults	113	717	15.8%	15.4%	16.6%	15.4%
% of FP17s for the same patient ID Re-attending between 3 & 9 months - Children	205	460	44.6%	49.2%	48.8%	58.9%
% of FP17s for the same patient ID Re-attending between 3 & 9 months - Adults	234	717	32.6%	39.1%	39.3%	51.6%
% of FP17s for Band 1 Urgent Courses	123	1,026	12.0%	10.0%	10.6%	8.9%
% of FP17s Relating to Free Repair or Replacements	0	1,026	0.0%	0.6%	0.5%	0.8%
% of FP17s Relating to Continuations	5	1,026	0.5%	0.9%	0.7%	0.9%
% of Patients satisfied with the dentistry they have received	1	2	N/A	91.6%	90.4%	93.2%
% of Patients satisfied with the time they had to wait for an appointment	2	2	N/A	88.0%	85.3%	88.8%

* This is based on patients treated on this contract for their most recent course of treatment. Figures in italics indicate the base number of FP17s or Patient Questionnaire responses are less than 100. N/A is shown where the base number of responses is less than 10 during the period. % is calculated as Quantity/Base number*100

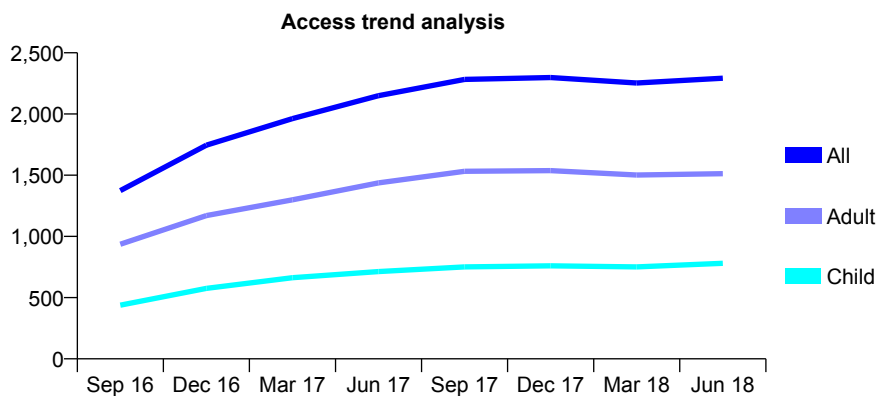
Q63 - Vital Signs At a Glance Contract Report for 170763/0001 - June 2018

Name or company name	MR R MAYOR
Contract type name	GDS Contract
Purpose of contract	General
Contract start date	01/12/2015
Contract end date	

18/19 Contracted general activity (UDA)	10,000
Carry forward general activity (UDA)	0
18/19 Contracted orthodontic activity (UOA)	0
Carry forward orthodontic activity (UOA)	0
Baseline contract value	£259,959.25

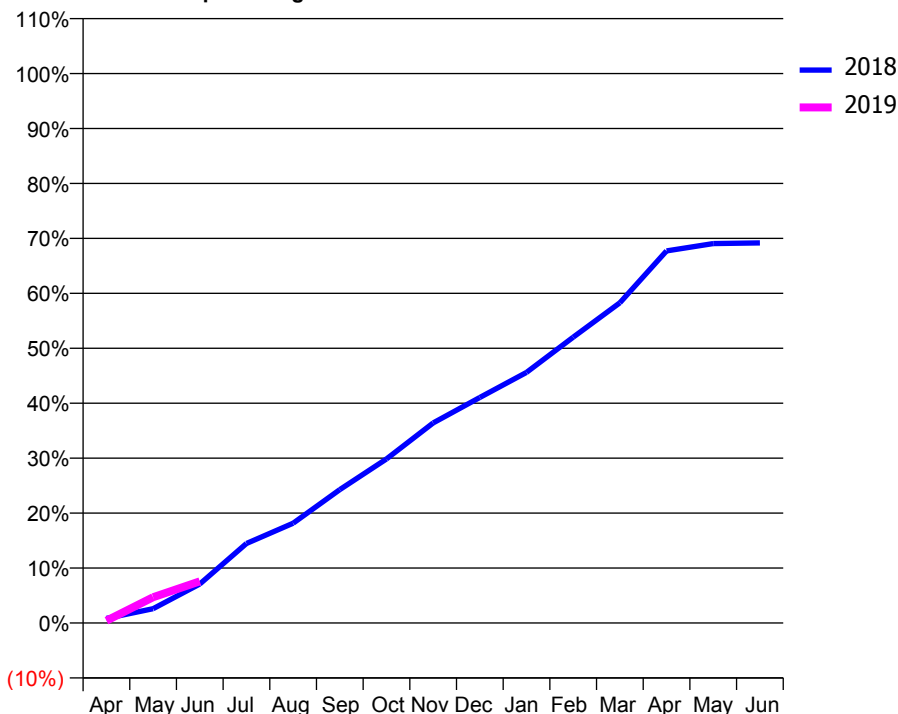
ACCESS*

Patients seen in 24 months	Total	Change since previous quarter
Quarter ending June 2017	2,150	
Quarter ending September 2017	2,283	↑
Quarter ending December 2017	2,298	→
Quarter ending March 2018	2,253	↓
Quarter ending June 2018	2,292	→
Variance since June 2017	6.6%	↑



ACTIVITY

Cumulative percentage of contracted UDA delivered 2018 & 2019



Month	Adjusted Scheduled Activity (UDA)	
	2018	2019
April	83	41
May	261	469
June	710	759
July	1,448	
August	1,816	
September	2,429	
October	2,986	
November	3,642	
December	4,104	
January	4,560	
February	5,201	
March	5,828	
April	6,771	
May	6,906	
June	6,918	

QUALITY

	Quantity	Base Number	Contract	AT	Region	England
% of FP17s for the same patient ID Re-attending within 3 months - Children	11	192	5.7%	9.8%	11.5%	11.5%
% of FP17s for the same patient ID Re-attending within 3 months - Adults	53	406	13.1%	15.4%	16.6%	15.4%
% of FP17s for the same patient ID Re-attending between 3 & 9 months - Children	52	192	27.1%	49.2%	48.8%	58.9%
% of FP17s for the same patient ID Re-attending between 3 & 9 months - Adults	127	406	31.3%	39.1%	39.3%	51.6%
% of FP17s for Band 1 Urgent Courses	13	325	4.0%	10.0%	10.6%	8.9%
% of FP17s Relating to Free Repair or Replacements	7	325	2.2%	0.6%	0.5%	0.8%
% of FP17s Relating to Continuations	1	325	0.3%	0.9%	0.7%	0.9%
% of Patients satisfied with the dentistry they have received	1	1	N/A	91.6%	90.4%	93.2%
% of Patients satisfied with the time they had to wait for an appointment	0	1	N/A	88.0%	85.3%	88.8%

* This is based on patients treated on this contract for their most recent course of treatment. Figures in italics indicate the base number of FP17s or Patient Questionnaire responses are less than 100. N/A is shown where the base number of responses is less than 10 during the period. % is calculated as Quantity/Base number*100

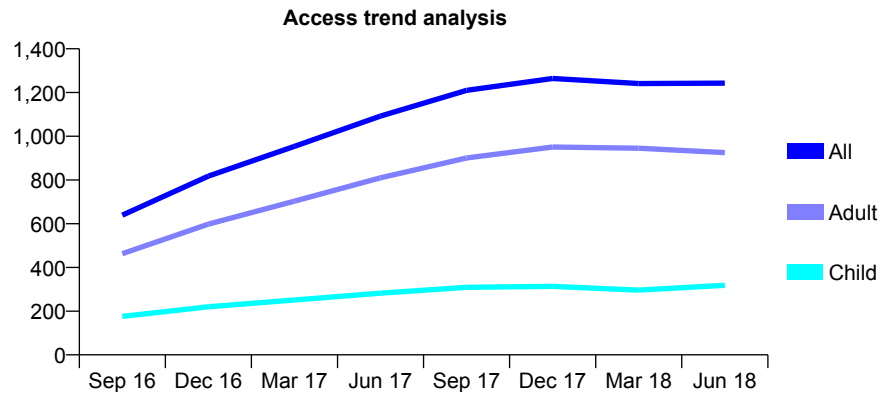
Q63 - Vital Signs At a Glance Contract Report for 170763/0002 - June 2018

Name or company name	MR R MAYOR
Contract type name	GDS Contract
Purpose of contract	General
Contract start date	01/12/2015
Contract end date	

18/19 Contracted general activity (UDA)	3,099
Carry forward general activity (UDA)	0
18/19 Contracted orthodontic activity (UOA)	0
Carry forward orthodontic activity (UOA)	0
Baseline contract value	£80,561.37

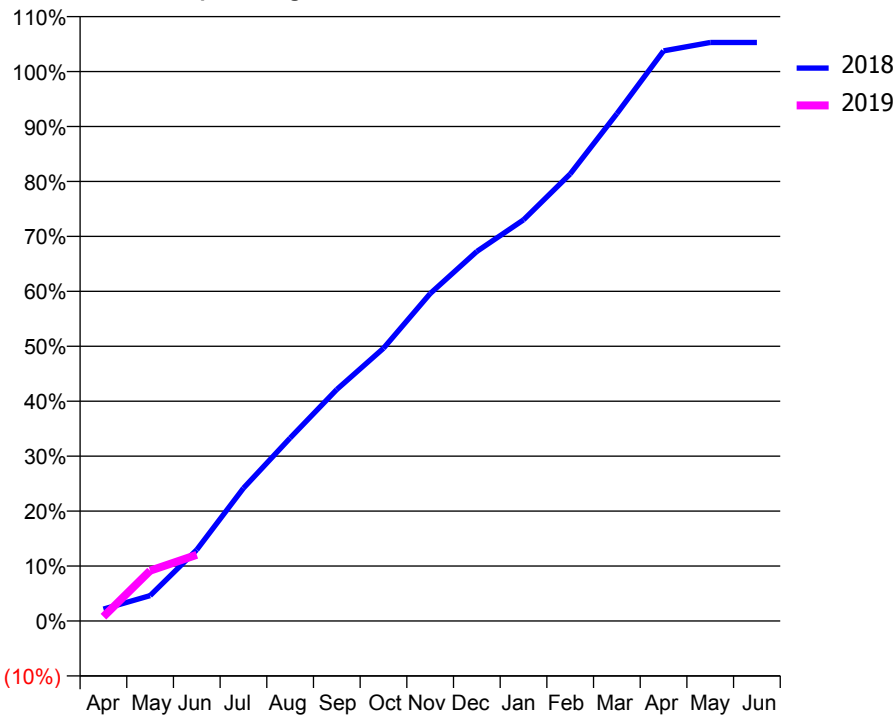
ACCESS*

Patients seen in 24 months	Total	Change since previous quarter
Quarter ending June 2017	1,092	
Quarter ending September 2017	1,210	↑
Quarter ending December 2017	1,264	↑
Quarter ending March 2018	1,241	↓
Quarter ending June 2018	1,243	→
Variance since June 2017	13.8%	↑



ACTIVITY

Cumulative percentage of contracted UDA delivered 2018 & 2019



Month	Adjusted Scheduled Activity (UDA)	
	2018	2019
April	67	24
May	143	284
June	402	373
July	750	
August	1,032	
September	1,306	
October	1,538	
November	1,847	
December	2,085	
January	2,263	
February	2,521	
March	2,861	
April	3,215	
May	3,263	
June	3,263	

QUALITY

	Quantity	Base Number	Contract	AT	Region	England
% of FP17s for the same patient ID Re-attending within 3 months - Children	1	79	1.3%	9.8%	11.5%	11.5%
% of FP17s for the same patient ID Re-attending within 3 months - Adults	27	215	12.6%	15.4%	16.6%	15.4%
% of FP17s for the same patient ID Re-attending between 3 & 9 months - Children	30	79	38.0%	49.2%	48.8%	58.9%
% of FP17s for the same patient ID Re-attending between 3 & 9 months - Adults	60	215	27.9%	39.1%	39.3%	51.6%
% of FP17s for Band 1 Urgent Courses	6	168	3.6%	10.0%	10.6%	8.9%
% of FP17s Relating to Free Repair or Replacements	2	168	1.2%	0.6%	0.5%	0.8%
% of FP17s Relating to Continuations	1	168	0.6%	0.9%	0.7%	0.9%
% of Patients satisfied with the dentistry they have received	1	1	N/A	91.6%	90.4%	93.2%
% of Patients satisfied with the time they had to wait for an appointment	1	1	N/A	88.0%	85.3%	88.8%

* This is based on patients treated on this contract for their most recent course of treatment. Figures in italics indicate the base number of FP17s or Patient Questionnaire responses are less than 100. N/A is shown where the base number of responses is less than 10 during the period. % is calculated as Quantity/Base number*100

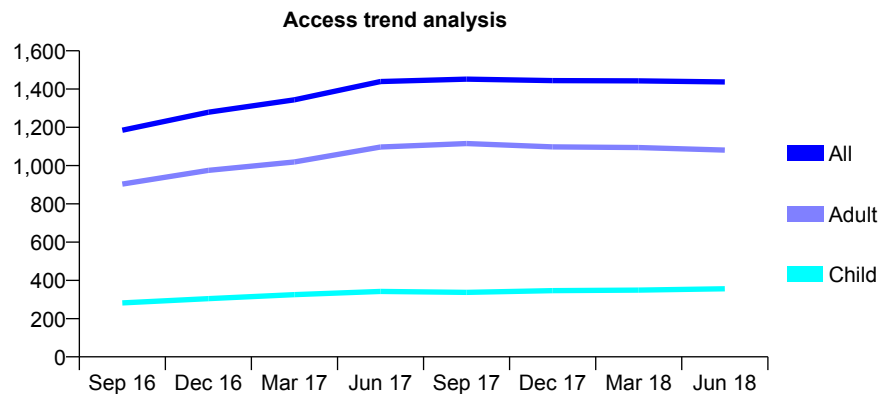
Q63 - Vital Signs At a Glance Contract Report for 170798/0001 - June 2018

Name or company name	Mrs S Patel
Contract type name	GDS Contract
Purpose of contract	General
Contract start date	01/08/2015
Contract end date	

18/19 Contracted general activity (UDA)	3,534
Carry forward general activity (UDA)	0
18/19 Contracted orthodontic activity (UOA)	0
Carry forward orthodontic activity (UOA)	0
Baseline contract value	£88,521.28

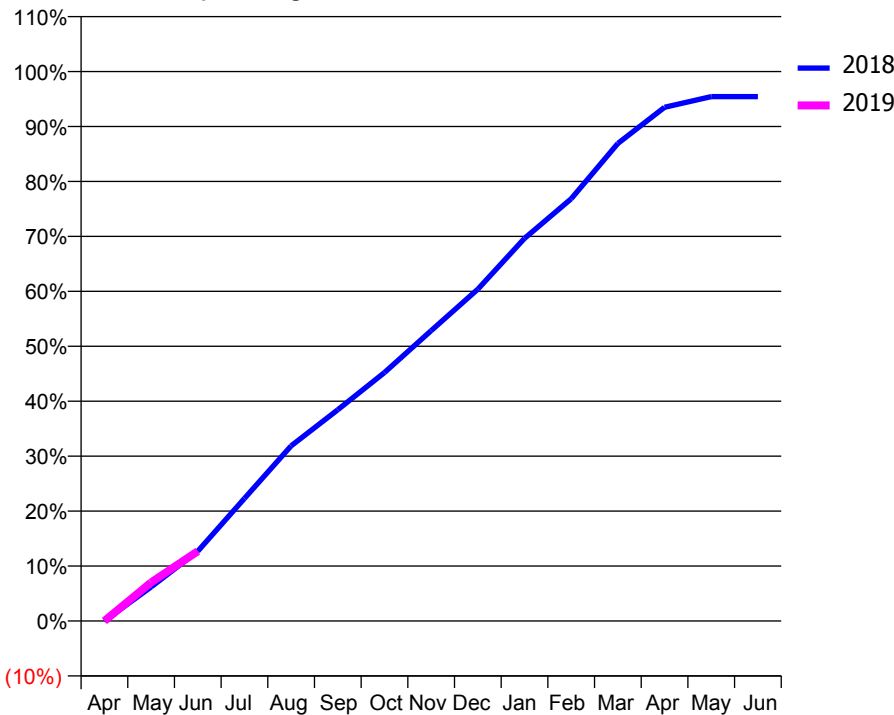
ACCESS*

Patients seen in 24 months	Total	Change since previous quarter
Quarter ending June 2017	1,439	
Quarter ending September 2017	1,452	→
Quarter ending December 2017	1,444	→
Quarter ending March 2018	1,443	→
Quarter ending June 2018	1,437	→
Variance since June 2017	(0.1%)	→



ACTIVITY

Cumulative percentage of contracted UDA delivered 2018 & 2019



Month	Adjusted Scheduled Activity (UDA)	
	2018	2019
April	0	0
May	219	248
June	449	449
July	788	
August	1,127	
September	1,359	
October	1,598	
November	1,867	
December	2,134	
January	2,461	
February	2,715	
March	3,072	
April	3,304	
May	3,373	
June	3,373	

QUALITY

	Quantity	Base Number	Contract	AT	Region	England
% of FP17s for the same patient ID Re-attending within 3 months - Children	5	83	6.0%	9.8%	11.5%	11.5%
% of FP17s for the same patient ID Re-attending within 3 months - Adults	17	261	6.5%	15.4%	16.6%	15.4%
% of FP17s for the same patient ID Re-attending between 3 & 9 months - Children	36	83	43.4%	49.2%	48.8%	58.9%
% of FP17s for the same patient ID Re-attending between 3 & 9 months - Adults	122	261	46.7%	39.1%	39.3%	51.6%
% of FP17s for Band 1 Urgent Courses	13	204	6.4%	10.0%	10.6%	8.9%
% of FP17s Relating to Free Repair or Replacements	0	204	0.0%	0.6%	0.5%	0.8%
% of FP17s Relating to Continuations	2	204	1.0%	0.9%	0.7%	0.9%
% of Patients satisfied with the dentistry they have received	1	1	N/A	91.6%	90.4%	93.2%
% of Patients satisfied with the time they had to wait for an appointment	1	1	N/A	88.0%	85.3%	88.8%

* This is based on patients treated on this contract for their most recent course of treatment. Figures in italics indicate the base number of FP17s or Patient Questionnaire responses are less than 100. N/A is shown where the base number of responses is less than 10 during the period. % is calculated as Quantity/Base number*100

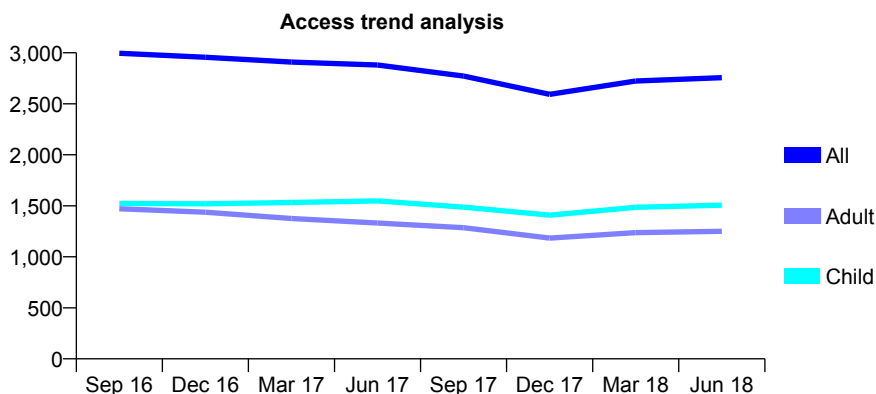
Q63 - Vital Signs At a Glance Contract Report for 170933/0001 - June 2018

Name or company name	Vijay Vithani, Varsha Vithani and Keya Vith
Contract type name	GDS Contract
Purpose of contract	General
Contract start date	01/04/2011
Contract end date	

18/19 Contracted general activity (UDA)	7,449
Carry forward general activity (UDA)	0
18/19 Contracted orthodontic activity (UOA)	0
Carry forward orthodontic activity (UOA)	0
Baseline contract value	£179,362.05

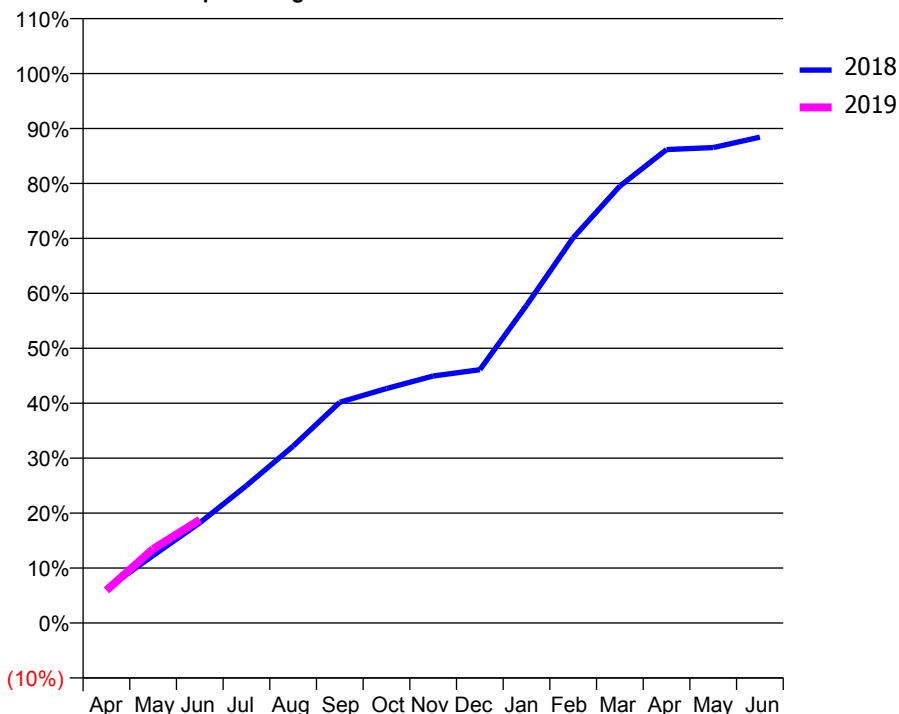
ACCESS*

Patients seen in 24 months	Total	Change since previous quarter
Quarter ending June 2017	2,880	
Quarter ending September 2017	2,772	↓
Quarter ending December 2017	2,593	↓
Quarter ending March 2018	2,723	↑
Quarter ending June 2018	2,756	→
Variance since June 2017	(4.3%)	↓



ACTIVITY

Cumulative percentage of contracted UDA delivered 2018 & 2019



Adjusted Scheduled Activity (UDA)		
Month	2018	2019
April	462	443
May	915	1,004
June	1,358	1,400
July	1,863	
August	2,398	
September	2,993	
October	3,179	
November	3,349	
December	3,434	
January	4,306	
February	5,223	
March	5,923	
April	6,418	
May	6,446	
June	6,585	

QUALITY

	Quantity	Base Number	Contract	AT	Region	England
% of FP17s for the same patient ID Re-attending within 3 months - Children	42	575	7.3%	9.8%	11.5%	11.5%
% of FP17s for the same patient ID Re-attending within 3 months - Adults	83	370	22.4%	15.4%	16.6%	15.4%
% of FP17s for the same patient ID Re-attending between 3 & 9 months - Children	301	575	52.3%	49.2%	48.8%	58.9%
% of FP17s for the same patient ID Re-attending between 3 & 9 months - Adults	135	370	36.5%	39.1%	39.3%	51.6%
% of FP17s for Band 1 Urgent Courses	44	664	6.6%	10.0%	10.6%	8.9%
% of FP17s Relating to Free Repair or Replacements	0	664	0.0%	0.6%	0.5%	0.8%
% of FP17s Relating to Continuations	0	664	0.0%	0.9%	0.7%	0.9%
% of Patients satisfied with the dentistry they have received	1	1	N/A	91.6%	90.4%	93.2%
% of Patients satisfied with the time they had to wait for an appointment	1	1	N/A	88.0%	85.3%	88.8%

* This is based on patients treated on this contract for their most recent course of treatment. Figures in italics indicate the base number of FP17s or Patient Questionnaire responses are less than 100. N/A is shown where the base number of responses is less than 10 during the period. % is calculated as Quantity/Base number*100

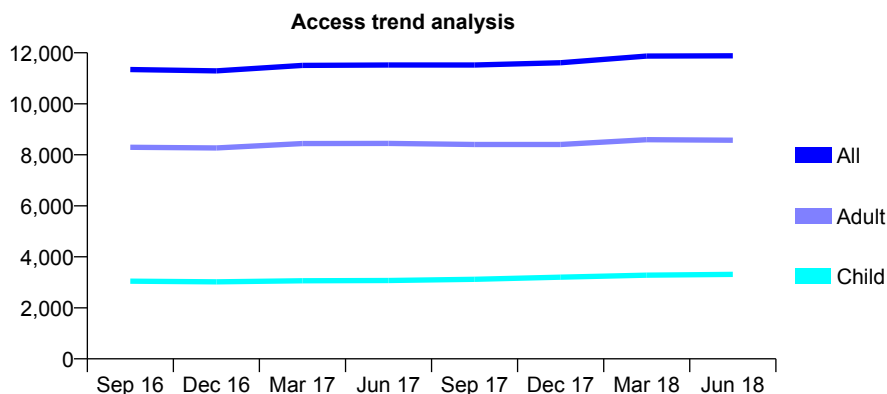
Q63 - Vital Signs At a Glance Contract Report for 171662/0001 - June 2018

Name or company name	Mr R Cutts & Miss A Patel
Contract type name	GDS Contract
Purpose of contract	General
Contract start date	01/04/2010
Contract end date	

18/19 Contracted general activity (UDA)	23,250
Carry forward general activity (UDA)	0
18/19 Contracted orthodontic activity (UOA)	0
Carry forward orthodontic activity (UOA)	0
Baseline contract value	£650,409.74

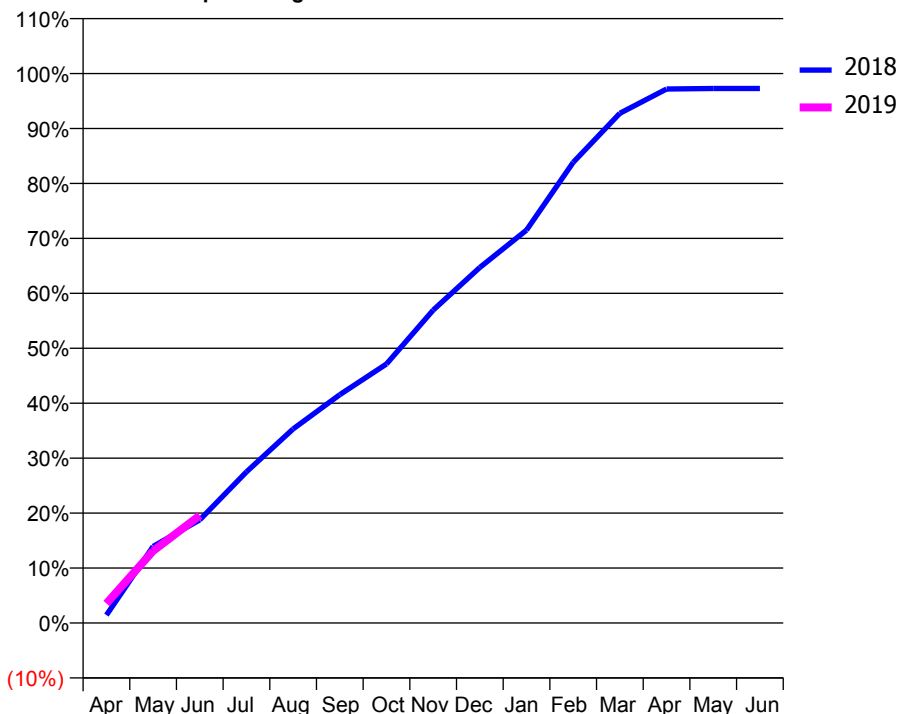
ACCESS*

Patients seen in 24 months	Total	Change since previous quarter
Quarter ending June 2017	11,520	
Quarter ending September 2017	11,521	→
Quarter ending December 2017	11,608	→
Quarter ending March 2018	11,872	↑
Quarter ending June 2018	11,881	→
Variance since June 2017	3.1%	↑



ACTIVITY

Cumulative percentage of contracted UDA delivered 2018 & 2019



Adjusted Scheduled Activity (UDA)

Month	2018	2019
April	334	827
May	3,241	3,049
June	4,363	4,553
July	6,394	
August	8,210	
September	9,662	
October	10,958	
November	13,239	
December	15,045	
January	16,623	
February	19,491	
March	21,565	
April	22,596	
May	22,615	
June	22,618	

QUALITY

	Quantity	Base Number	Contract	AT	Region	England
% of FP17s for the same patient ID Re-attending within 3 months - Children	68	1,112	6.1%	9.8%	11.5%	11.5%
% of FP17s for the same patient ID Re-attending within 3 months - Adults	220	2,161	10.2%	15.4%	16.6%	15.4%
% of FP17s for the same patient ID Re-attending between 3 & 9 months - Children	682	1,112	61.3%	49.2%	48.8%	58.9%
% of FP17s for the same patient ID Re-attending between 3 & 9 months - Adults	907	2,161	42.0%	39.1%	39.3%	51.6%
% of FP17s for Band 1 Urgent Courses	189	2,561	7.4%	10.0%	10.6%	8.9%
% of FP17s Relating to Free Repair or Replacements	11	2,561	0.4%	0.6%	0.5%	0.8%
% of FP17s Relating to Continuations	4	2,561	0.2%	0.9%	0.7%	0.9%
% of Patients satisfied with the dentistry they have received	9	9	N/A	91.6%	90.4%	93.2%
% of Patients satisfied with the time they had to wait for an appointment	7	9	N/A	88.0%	85.3%	88.8%

* This is based on patients treated on this contract for their most recent course of treatment. Figures in italics indicate the base number of FP17s or Patient Questionnaire responses are less than 100. N/A is shown where the base number of responses is less than 10 during the period. % is calculated as Quantity/Base number*100

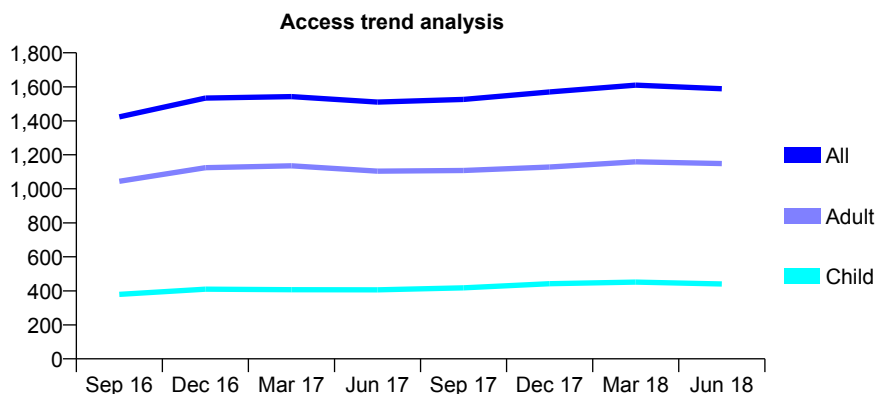
Q63 - Vital Signs At a Glance Contract Report for 171735/0001 - June 2018

Name or company name	SNS Dental Practice
Contract type name	GDS Contract
Purpose of contract	General
Contract start date	01/09/2008
Contract end date	

18/19 Contracted general activity (UDA)	5,500
Carry forward general activity (UDA)	0
18/19 Contracted orthodontic activity (UOA)	0
Carry forward orthodontic activity (UOA)	0
Baseline contract value	£188,304.76

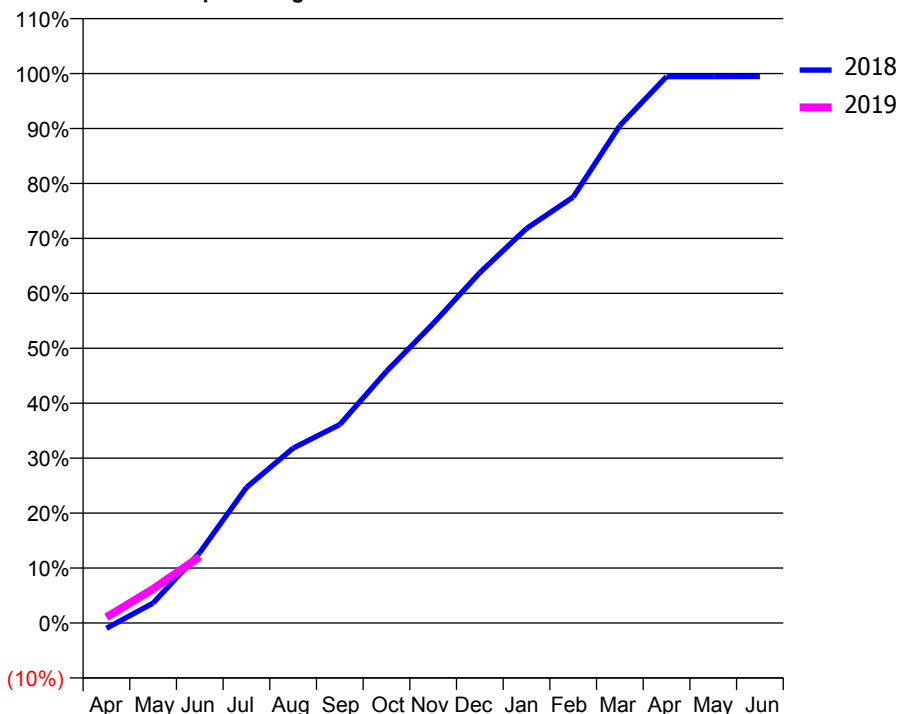
ACCESS*

Patients seen in 24 months	Total	Change since previous quarter
Quarter ending June 2017	1,510	
Quarter ending September 2017	1,526	→
Quarter ending December 2017	1,570	↑
Quarter ending March 2018	1,610	↑
Quarter ending June 2018	1,589	↓
Variance since June 2017	5.2%	↑



ACTIVITY

Cumulative percentage of contracted UDA delivered 2018 & 2019



Adjusted Scheduled Activity (UDA)		
Month	2018	2019
April	-54	58
May	199	341
June	705	665
July	1,356	
August	1,750	
September	1,986	
October	2,520	
November	2,998	
December	3,506	
January	3,949	
February	4,264	
March	4,978	
April	5,469	
May	5,469	
June	5,470	

QUALITY

	Quantity	Base Number	Contract	AT	Region	England
% of FP17s for the same patient ID Re-attending within 3 months - Children	8	109	7.3%	9.8%	11.5%	11.5%
% of FP17s for the same patient ID Re-attending within 3 months - Adults	74	319	23.2%	15.4%	16.6%	15.4%
% of FP17s for the same patient ID Re-attending between 3 & 9 months - Children	33	109	30.3%	49.2%	48.8%	58.9%
% of FP17s for the same patient ID Re-attending between 3 & 9 months - Adults	107	319	33.5%	39.1%	39.3%	51.6%
% of FP17s for Band 1 Urgent Courses	58	249	23.3%	10.0%	10.6%	8.9%
% of FP17s Relating to Free Repair or Replacements	0	249	0.0%	0.6%	0.5%	0.8%
% of FP17s Relating to Continuations	0	249	0.0%	0.9%	0.7%	0.9%
% of Patients satisfied with the dentistry they have received	0	0	N/A	91.6%	90.4%	93.2%
% of Patients satisfied with the time they had to wait for an appointment	0	0	N/A	88.0%	85.3%	88.8%

* This is based on patients treated on this contract for their most recent course of treatment. Figures in italics indicate the base number of FP17s or Patient Questionnaire responses are less than 100. N/A is shown where the base number of responses is less than 10 during the period. % is calculated as Quantity/Base number*100

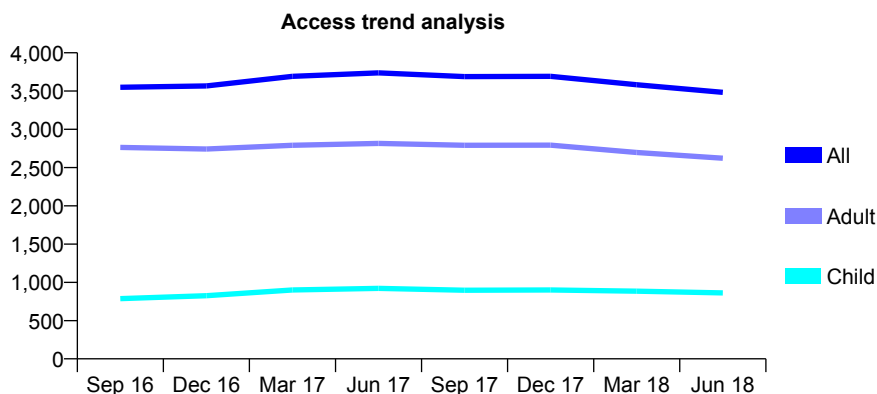
Q63 - Vital Signs At a Glance Contract Report for 171832/0001 - June 2018

Name or company name	S Cowley, R Ingham and J Angelo
Contract type name	GDS Contract
Purpose of contract	General
Contract start date	01/06/2014
Contract end date	

18/19 Contracted general activity (UDA)	16,550
Carry forward general activity (UDA)	0
18/19 Contracted orthodontic activity (UOA)	0
Carry forward orthodontic activity (UOA)	0
Baseline contract value	£524,346.08

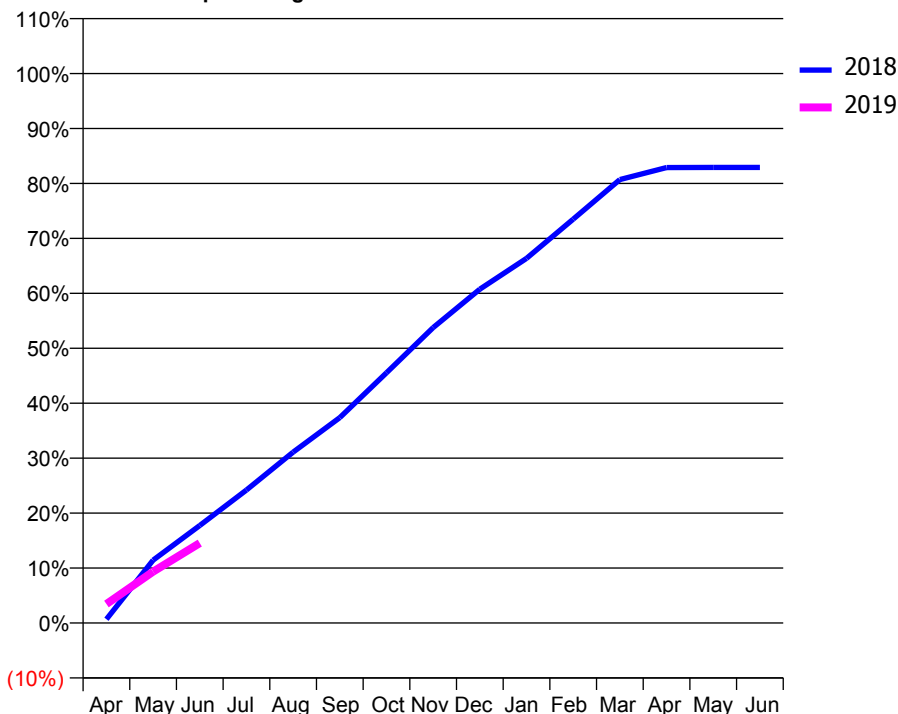
ACCESS*

Patients seen in 24 months	Total	Change since previous quarter
Quarter ending June 2017	3,737	
Quarter ending September 2017	3,689	↓
Quarter ending December 2017	3,693	→
Quarter ending March 2018	3,582	↓
Quarter ending June 2018	3,484	↓
Variance since June 2017	(6.8%)	↓



ACTIVITY

Cumulative percentage of contracted UDA delivered 2018 & 2019



Adjusted Scheduled Activity (UDA)

Month	2018	2019
April	115	572
May	1,895	1,549
June	2,936	2,408
July	4,004	
August	5,147	
September	6,188	
October	7,537	
November	8,900	
December	10,054	
January	10,980	
February	12,165	
March	13,357	
April	13,718	
May	13,721	
June	13,721	

QUALITY

	Quantity	Base Number	Contract	AT	Region	England
% of FP17s for the same patient ID Re-attending within 3 months - Children	18	210	8.6%	9.8%	11.5%	11.5%
% of FP17s for the same patient ID Re-attending within 3 months - Adults	85	550	15.5%	15.4%	16.6%	15.4%
% of FP17s for the same patient ID Re-attending between 3 & 9 months - Children	106	210	50.5%	49.2%	48.8%	58.9%
% of FP17s for the same patient ID Re-attending between 3 & 9 months - Adults	195	550	35.5%	39.1%	39.3%	51.6%
% of FP17s for Band 1 Urgent Courses	92	655	14.0%	10.0%	10.6%	8.9%
% of FP17s Relating to Free Repair or Replacements	1	655	0.2%	0.6%	0.5%	0.8%
% of FP17s Relating to Continuations	10	655	1.5%	0.9%	0.7%	0.9%
% of Patients satisfied with the dentistry they have received	0	0	N/A	91.6%	90.4%	93.2%
% of Patients satisfied with the time they had to wait for an appointment	0	0	N/A	88.0%	85.3%	88.8%

* This is based on patients treated on this contract for their most recent course of treatment. Figures in italics indicate the base number of FP17s or Patient Questionnaire responses are less than 100. N/A is shown where the base number of responses is less than 10 during the period. % is calculated as Quantity/Base number*100

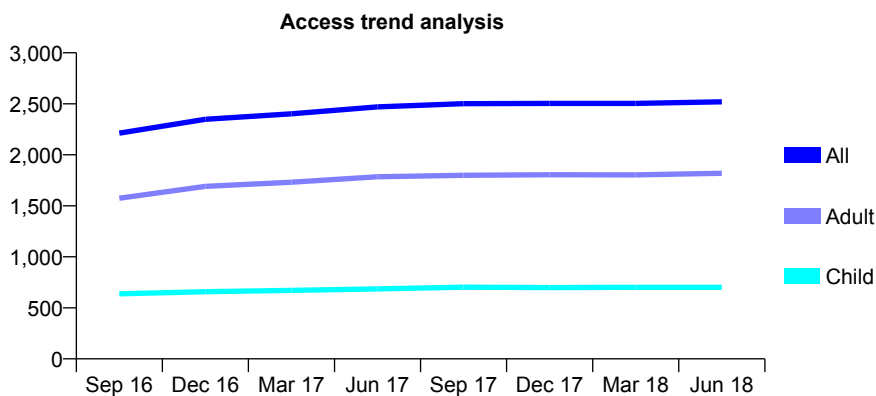
Q63 - Vital Signs At a Glance Contract Report for 171883/0001 - June 2018

Name or company name	Preventive Dental Practice
Contract type name	GDS Contract
Purpose of contract	General
Contract start date	01/11/2014
Contract end date	

18/19 Contracted general activity (UDA)	10,832
Carry forward general activity (UDA)	0
18/19 Contracted orthodontic activity (UOA)	0
Carry forward orthodontic activity (UOA)	0
Baseline contract value	£271,089.72

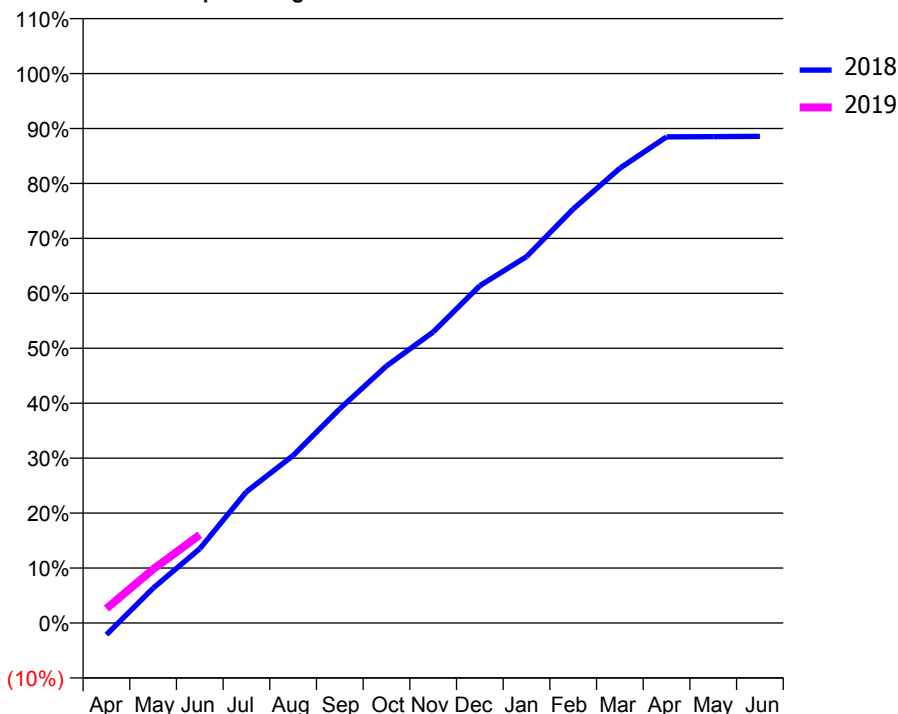
ACCESS*

Patients seen in 24 months	Total	Change since previous quarter
Quarter ending June 2017	2,470	
Quarter ending September 2017	2,501	→
Quarter ending December 2017	2,504	→
Quarter ending March 2018	2,504	→
Quarter ending June 2018	2,520	→
Variance since June 2017	2.0%	↑



ACTIVITY

Cumulative percentage of contracted UDA delivered 2018 & 2019



Month	Adjusted Scheduled Activity (UDA)	
	2018	2019
April	-232	285
May	686	1,062
June	1,465	1,740
July	2,589	
August	3,302	
September	4,222	
October	5,066	
November	5,736	
December	6,649	
January	7,221	
February	8,159	
March	8,964	
April	9,582	
May	9,589	
June	9,592	

QUALITY

	Quantity	Base Number	Contract	AT	Region	England
% of FP17s for the same patient ID Re-attending within 3 months - Children	15	222	6.8%	9.8%	11.5%	11.5%
% of FP17s for the same patient ID Re-attending within 3 months - Adults	22	405	5.4%	15.4%	16.6%	15.4%
% of FP17s for the same patient ID Re-attending between 3 & 9 months - Children	96	222	43.2%	49.2%	48.8%	58.9%
% of FP17s for the same patient ID Re-attending between 3 & 9 months - Adults	167	405	41.2%	39.1%	39.3%	51.6%
% of FP17s for Band 1 Urgent Courses	10	506	2.0%	10.0%	10.6%	8.9%
% of FP17s Relating to Free Repair or Replacements	2	506	0.4%	0.6%	0.5%	0.8%
% of FP17s Relating to Continuations	5	506	1.0%	0.9%	0.7%	0.9%
% of Patients satisfied with the dentistry they have received	0	1	N/A	91.6%	90.4%	93.2%
% of Patients satisfied with the time they had to wait for an appointment	0	1	N/A	88.0%	85.3%	88.8%

* This is based on patients treated on this contract for their most recent course of treatment. Figures in italics indicate the base number of FP17s or Patient Questionnaire responses are less than 100. N/A is shown where the base number of responses is less than 10 during the period. % is calculated as Quantity/Base number*100

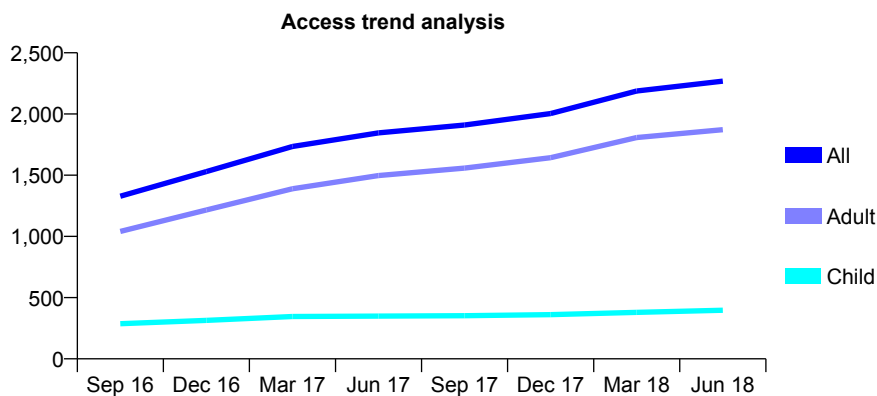
Q63 - Vital Signs At a Glance Contract Report for 173703/0001 - June 2018

Name or company name	Surrey Quays Dental Practice
Contract type name	GDS Contract
Purpose of contract	General
Contract start date	01/04/2015
Contract end date	

18/19 Contracted general activity (UDA)	8,533
Carry forward general activity (UDA)	0
18/19 Contracted orthodontic activity (UOA)	0
Carry forward orthodontic activity (UOA)	0
Baseline contract value	£218,995.73

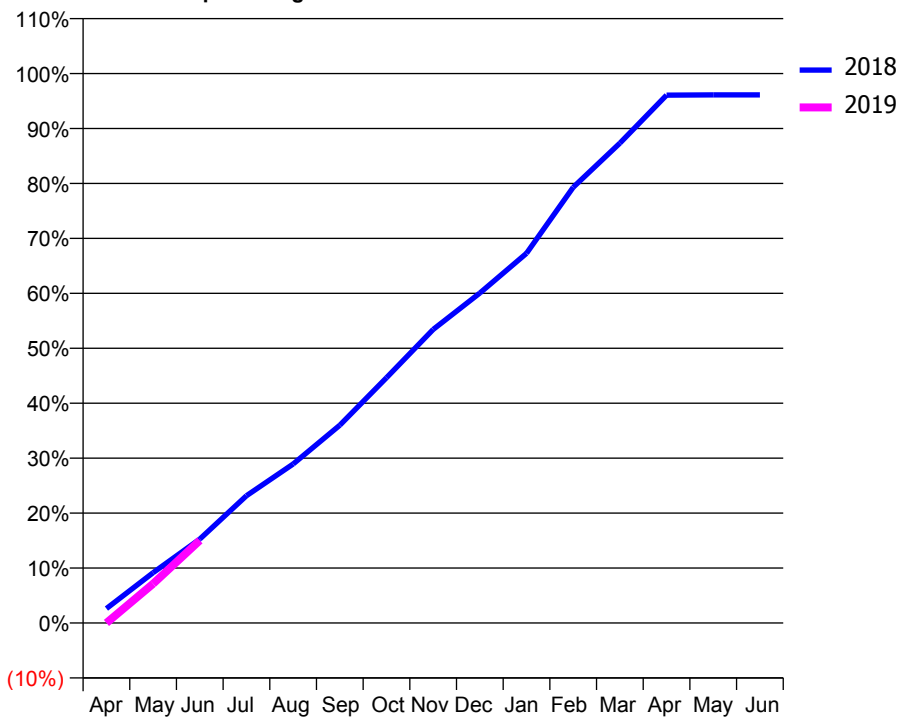
ACCESS*

Patients seen in 24 months	Total	Change since previous quarter
Quarter ending June 2017	1,846	
Quarter ending September 2017	1,910	↑
Quarter ending December 2017	2,004	↑
Quarter ending March 2018	2,188	↑
Quarter ending June 2018	2,269	↑
Variance since June 2017	22.9%	↑



ACTIVITY

Cumulative percentage of contracted UDA delivered 2018 & 2019



Adjusted Scheduled Activity (UDA)

Month	2018	2019
April	224	0
May	782	611
June	1,303	1,282
July	1,976	
August	2,468	
September	3,072	
October	3,809	
November	4,559	
December	5,123	
January	5,741	
February	6,766	
March	7,451	
April	8,196	
May	8,200	
June	8,200	

QUALITY

	Quantity	Base Number	Contract	AT	Region	England
% of FP17s for the same patient ID Re-attending within 3 months - Children	16	129	12.4%	9.8%	11.5%	11.5%
% of FP17s for the same patient ID Re-attending within 3 months - Adults	75	476	15.8%	15.4%	16.6%	15.4%
% of FP17s for the same patient ID Re-attending between 3 & 9 months - Children	42	129	32.6%	49.2%	48.8%	58.9%
% of FP17s for the same patient ID Re-attending between 3 & 9 months - Adults	129	476	27.1%	39.1%	39.3%	51.6%
% of FP17s for Band 1 Urgent Courses	79	437	18.1%	10.0%	10.6%	8.9%
% of FP17s Relating to Free Repair or Replacements	5	437	1.1%	0.6%	0.5%	0.8%
% of FP17s Relating to Continuations	16	437	3.7%	0.9%	0.7%	0.9%
% of Patients satisfied with the dentistry they have received	0	0	N/A	91.6%	90.4%	93.2%
% of Patients satisfied with the time they had to wait for an appointment	0	0	N/A	88.0%	85.3%	88.8%

* This is based on patients treated on this contract for their most recent course of treatment. Figures in italics indicate the base number of FP17s or Patient Questionnaire responses are less than 100. N/A is shown where the base number of responses is less than 10 during the period. % is calculated as Quantity/Base number*100

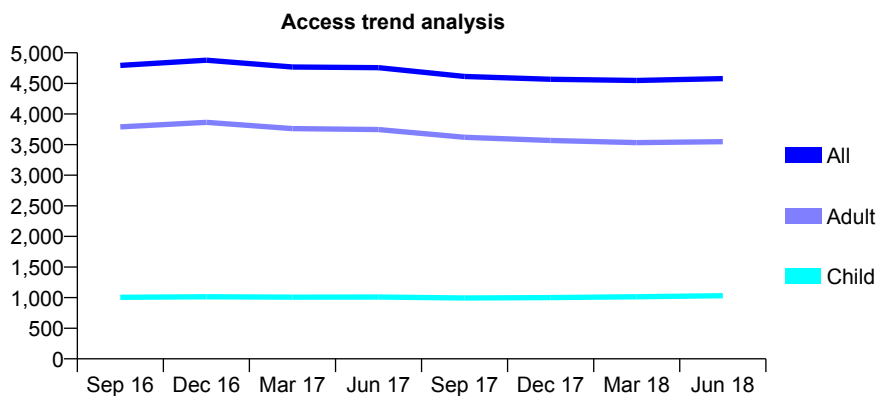
Q63 - Vital Signs At a Glance Contract Report for 173940/0001 - June 2018

Name or company name	Real Sweden Ltd
Contract type name	GDS Contract
Purpose of contract	General
Contract start date	01/10/2011
Contract end date	

18/19 Contracted general activity (UDA)	18,485
Carry forward general activity (UDA)	0
18/19 Contracted orthodontic activity (UOA)	0
Carry forward orthodontic activity (UOA)	0
Baseline contract value	£474,581.72

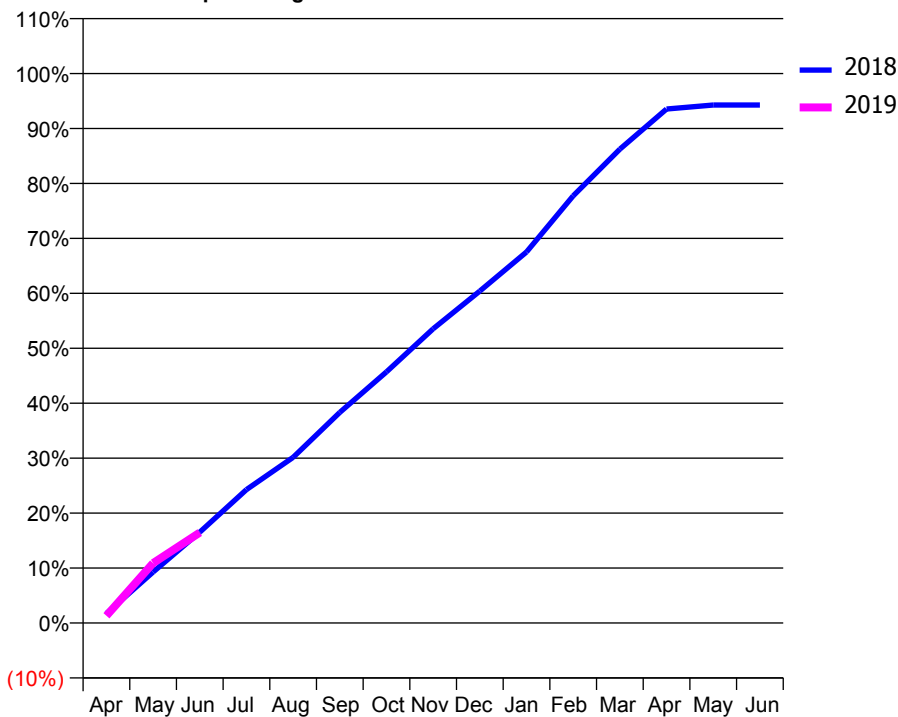
ACCESS*

Patients seen in 24 months	Total	Change since previous quarter
Quarter ending June 2017	4,756	
Quarter ending September 2017	4,613	↓
Quarter ending December 2017	4,568	→
Quarter ending March 2018	4,548	→
Quarter ending June 2018	4,578	→
Variance since June 2017	(3.7%)	↓



ACTIVITY

Cumulative percentage of contracted UDA delivered 2018 & 2019



Month	Adjusted Scheduled Activity (UDA)	
	2018	2019
April	323	246
May	1,715	2,018
June	3,056	3,043
July	4,487	
August	5,573	
September	7,086	
October	8,448	
November	9,898	
December	11,168	
January	12,482	
February	14,368	
March	15,938	
April	17,290	
May	17,424	
June	17,424	

QUALITY

	Quantity	Base Number	Contract	AT	Region	England
% of FP17s for the same patient ID Re-attending within 3 months - Children	30	305	9.8%	9.8%	11.5%	11.5%
% of FP17s for the same patient ID Re-attending within 3 months - Adults	154	977	15.8%	15.4%	16.6%	15.4%
% of FP17s for the same patient ID Re-attending between 3 & 9 months - Children	169	305	55.4%	49.2%	48.8%	58.9%
% of FP17s for the same patient ID Re-attending between 3 & 9 months - Adults	417	977	42.7%	39.1%	39.3%	51.6%
% of FP17s for Band 1 Urgent Courses	127	980	13.0%	10.0%	10.6%	8.9%
% of FP17s Relating to Free Repair or Replacements	4	980	0.4%	0.6%	0.5%	0.8%
% of FP17s Relating to Continuations	5	980	0.5%	0.9%	0.7%	0.9%
% of Patients satisfied with the dentistry they have received	1	2	N/A	91.6%	90.4%	93.2%
% of Patients satisfied with the time they had to wait for an appointment	2	2	N/A	88.0%	85.3%	88.8%

* This is based on patients treated on this contract for their most recent course of treatment. Figures in italics indicate the base number of FP17s or Patient Questionnaire responses are less than 100. N/A is shown where the base number of responses is less than 10 during the period. % is calculated as Quantity/Base number*100

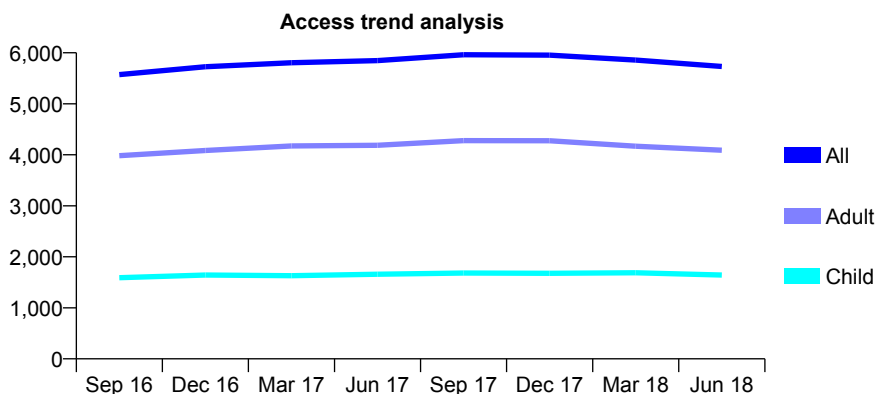
Q63 - Vital Signs At a Glance Contract Report for 173975/0001 - June 2018

Name or company name	Bridge Dental Centre Limited
Contract type name	GDS Contract
Purpose of contract	General
Contract start date	01/04/2009
Contract end date	

18/19 Contracted general activity (UDA)	12,000
Carry forward general activity (UDA)	0
18/19 Contracted orthodontic activity (UOA)	0
Carry forward orthodontic activity (UOA)	0
Baseline contract value	£326,098.41

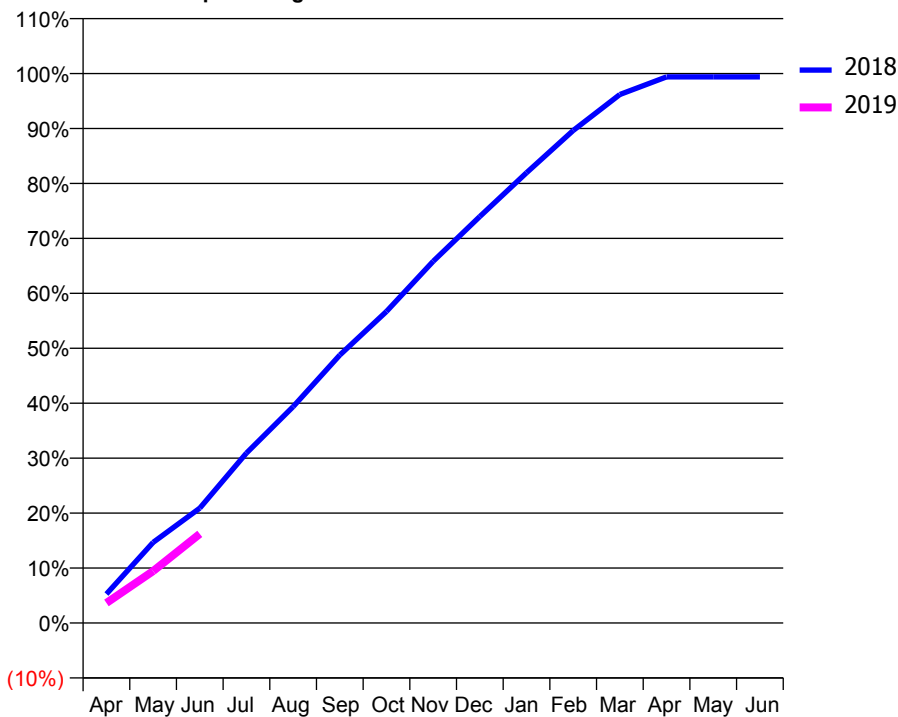
ACCESS*

Patients seen in 24 months	Total	Change since previous quarter
Quarter ending June 2017	5,846	
Quarter ending September 2017	5,962	→
Quarter ending December 2017	5,953	→
Quarter ending March 2018	5,857	↓
Quarter ending June 2018	5,731	↓
Variance since June 2017	(2.0%)	↓



ACTIVITY

Cumulative percentage of contracted UDA delivered 2018 & 2019



Month	Adjusted Scheduled Activity (UDA)	
	2018	2019
April	632	439
May	1,760	1,134
June	2,508	1,948
July	3,711	
August	4,724	
September	5,852	
October	6,803	
November	7,898	
December	8,876	
January	9,832	
February	10,755	
March	11,540	
April	11,927	
May	11,927	
June	11,927	

QUALITY

	Quantity	Base Number	Contract	AT	Region	England
% of FP17s for the same patient ID Re-attending within 3 months - Children	24	449	5.3%	9.8%	11.5%	11.5%
% of FP17s for the same patient ID Re-attending within 3 months - Adults	109	899	12.1%	15.4%	16.6%	15.4%
% of FP17s for the same patient ID Re-attending between 3 & 9 months - Children	239	449	53.2%	49.2%	48.8%	58.9%
% of FP17s for the same patient ID Re-attending between 3 & 9 months - Adults	372	899	41.4%	39.1%	39.3%	51.6%
% of FP17s for Band 1 Urgent Courses	98	1,166	8.4%	10.0%	10.6%	8.9%
% of FP17s Relating to Free Repair or Replacements	4	1,166	0.3%	0.6%	0.5%	0.8%
% of FP17s Relating to Continuations	11	1,166	0.9%	0.9%	0.7%	0.9%
% of Patients satisfied with the dentistry they have received	5	5	N/A	91.6%	90.4%	93.2%
% of Patients satisfied with the time they had to wait for an appointment	4	5	N/A	88.0%	85.3%	88.8%

* This is based on patients treated on this contract for their most recent course of treatment. Figures in italics indicate the base number of FP17s or Patient Questionnaire responses are less than 100. N/A is shown where the base number of responses is less than 10 during the period. % is calculated as Quantity/Base number*100

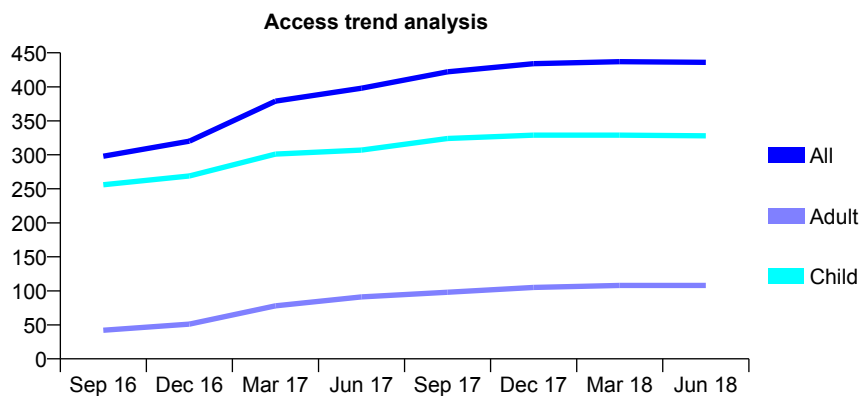
Q63 - Vital Signs At a Glance Contract Report for 174521/0001 - June 2018

Name or company name	Bridge Road Dental Surgery
Contract type name	GDS Contract
Purpose of contract	General
Contract start date	01/11/2015
Contract end date	

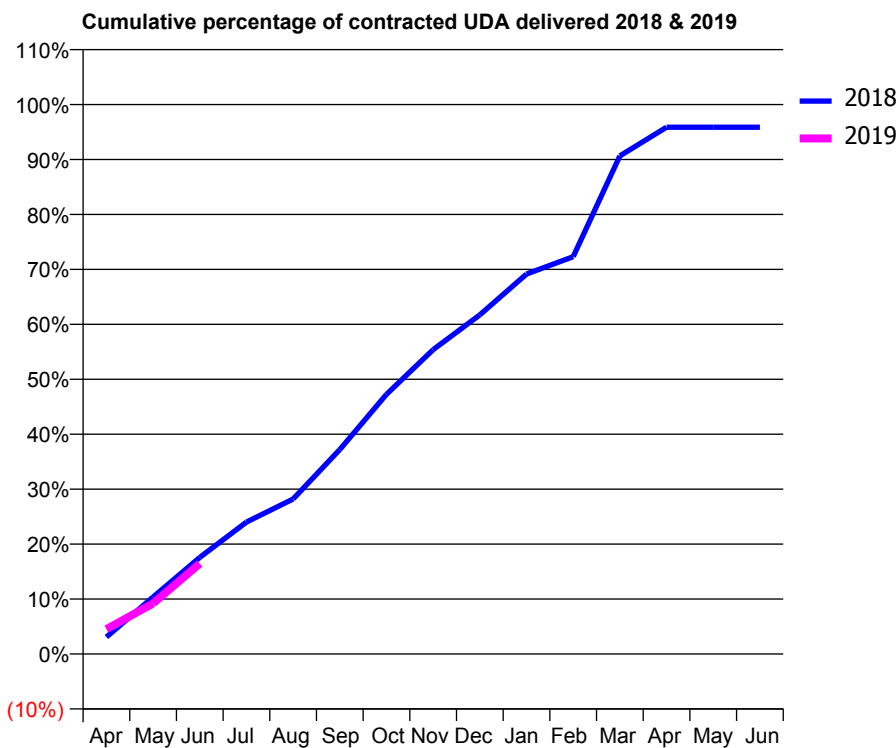
18/19 Contracted general activity (UDA)	1,000
Carry forward general activity (UDA)	0
18/19 Contracted orthodontic activity (UOA)	0
Carry forward orthodontic activity (UOA)	0
Baseline contract value	£29,333.54

ACCESS*

Patients seen in 24 months	Total	Change since previous quarter
Quarter ending June 2017	398	
Quarter ending September 2017	422	↑
Quarter ending December 2017	434	↑
Quarter ending March 2018	437	→
Quarter ending June 2018	436	→
Variance since June 2017	9.5%	↑



ACTIVITY



Month	Adjusted Scheduled Activity (UDA)	
	2018	2019
April	31	45
May	104	92
June	176	165
July	240	
August	282	
September	372	
October	473	
November	554	
December	617	
January	692	
February	723	
March	906	
April	959	
May	959	
June	959	

QUALITY

	Quantity	Base Number	Contract	AT	Region	England
% of FP17s for the same patient ID Re-attending within 3 months - Children	8	110	7.3%	9.8%	11.5%	11.5%
% of FP17s for the same patient ID Re-attending within 3 months - Adults	0	17	0.0%	15.4%	16.6%	15.4%
% of FP17s for the same patient ID Re-attending between 3 & 9 months - Children	67	110	60.9%	49.2%	48.8%	58.9%
% of FP17s for the same patient ID Re-attending between 3 & 9 months - Adults	3	17	17.6%	39.1%	39.3%	51.6%
% of FP17s for Band 1 Urgent Courses	8	104	7.7%	10.0%	10.6%	8.9%
% of FP17s Relating to Free Repair or Replacements	0	104	0.0%	0.6%	0.5%	0.8%
% of FP17s Relating to Continuations	0	104	0.0%	0.9%	0.7%	0.9%
% of Patients satisfied with the dentistry they have received	1	1	N/A	91.6%	90.4%	93.2%
% of Patients satisfied with the time they had to wait for an appointment	1	1	N/A	88.0%	85.3%	88.8%

* This is based on patients treated on this contract for their most recent course of treatment. Figures in italics indicate the base number of FP17s or Patient Questionnaire responses are less than 100. N/A is shown where the base number of responses is less than 10 during the period. % is calculated as Quantity/Base number*100

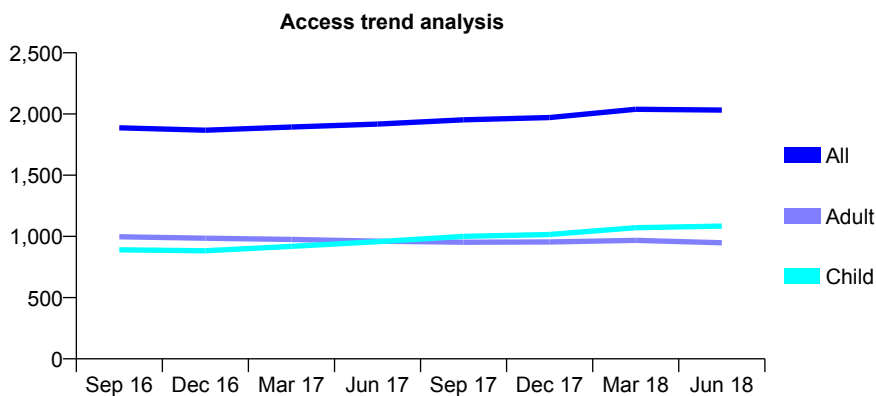
Q63 - Vital Signs At a Glance Contract Report for 174696/0001 - June 2018

Name or company name	Paget Dental Practice
Contract type name	GDS Contract
Purpose of contract	General
Contract start date	27/09/2007
Contract end date	

18/19 Contracted general activity (UDA)	5,043
Carry forward general activity (UDA)	0
18/19 Contracted orthodontic activity (UOA)	0
Carry forward orthodontic activity (UOA)	0
Baseline contract value	£118,224.74

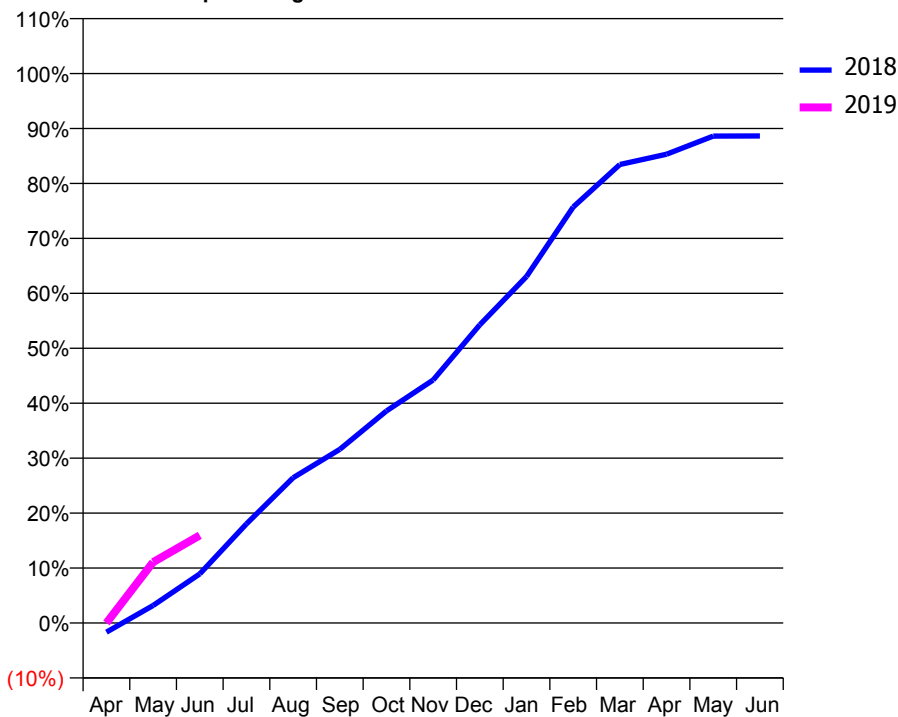
ACCESS*

Patients seen in 24 months	Total	Change since previous quarter
Quarter ending June 2017	1,918	
Quarter ending September 2017	1,953	→
Quarter ending December 2017	1,971	→
Quarter ending March 2018	2,039	↑
Quarter ending June 2018	2,032	→
Variance since June 2017	5.9%	↑



ACTIVITY

Cumulative percentage of contracted UDA delivered 2018 & 2019



Month	Adjusted Scheduled Activity (UDA)	
	2018	2019
April	-86	0
May	161	559
June	451	804
July	910	
August	1,333	
September	1,594	
October	1,946	
November	2,230	
December	2,736	
January	3,180	
February	3,818	
March	4,208	
April	4,302	
May	4,469	
June	4,470	

QUALITY

	Quantity	Base Number	Contract	AT	Region	England
% of FP17s for the same patient ID Re-attending within 3 months - Children	42	411	10.2%	9.8%	11.5%	11.5%
% of FP17s for the same patient ID Re-attending within 3 months - Adults	35	307	11.4%	15.4%	16.6%	15.4%
% of FP17s for the same patient ID Re-attending between 3 & 9 months - Children	276	411	67.2%	49.2%	48.8%	58.9%
% of FP17s for the same patient ID Re-attending between 3 & 9 months - Adults	211	307	68.7%	39.1%	39.3%	51.6%
% of FP17s for Band 1 Urgent Courses	42	565	7.4%	10.0%	10.6%	8.9%
% of FP17s Relating to Free Repair or Replacements	2	565	0.4%	0.6%	0.5%	0.8%
% of FP17s Relating to Continuations	0	565	0.0%	0.9%	0.7%	0.9%
% of Patients satisfied with the dentistry they have received	3	3	N/A	91.6%	90.4%	93.2%
% of Patients satisfied with the time they had to wait for an appointment	3	3	N/A	88.0%	85.3%	88.8%

* This is based on patients treated on this contract for their most recent course of treatment. Figures in italics indicate the base number of FP17s or Patient Questionnaire responses are less than 100. N/A is shown where the base number of responses is less than 10 during the period. % is calculated as Quantity/Base number*100

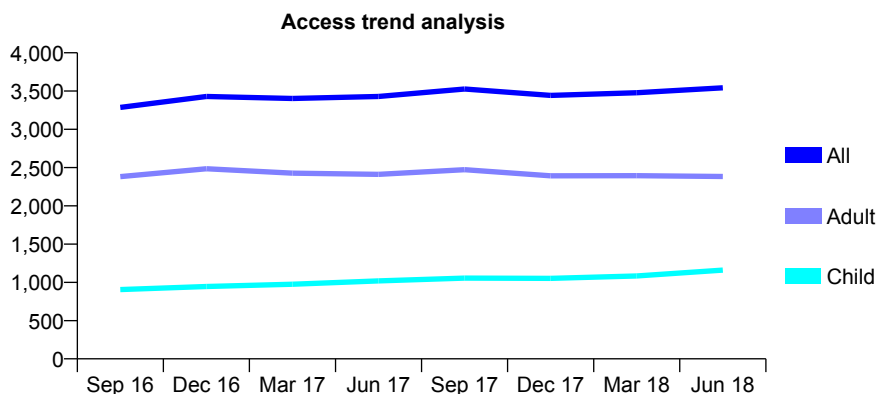
Q63 - Vital Signs At a Glance Contract Report for 174866/0001 - June 2018

Name or company name	Hasan and Hasan
Contract type name	GDS Contract
Purpose of contract	General
Contract start date	01/12/2014
Contract end date	

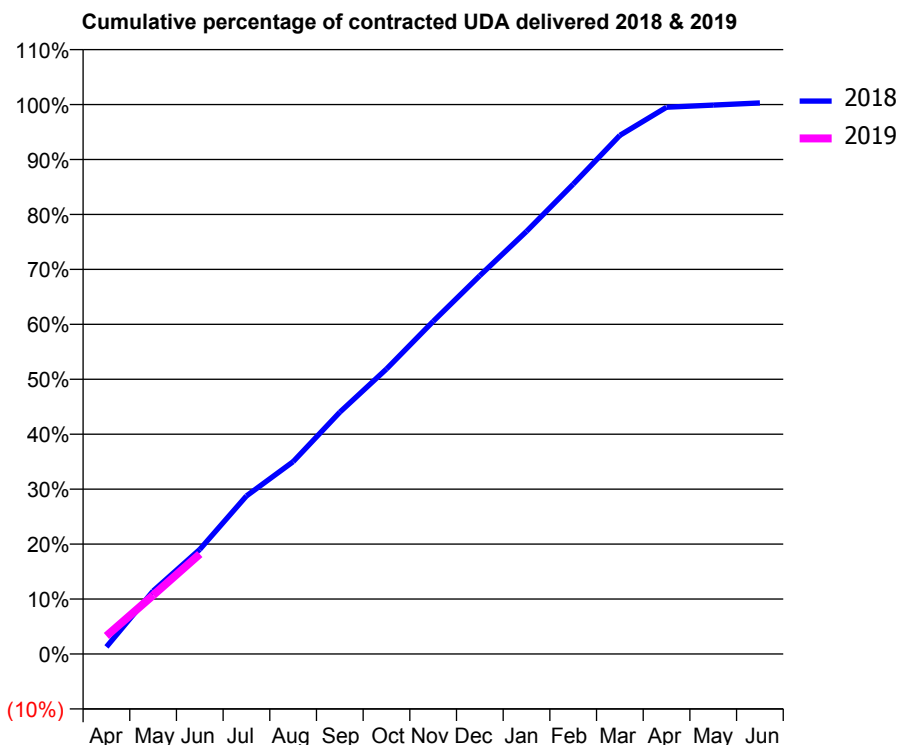
18/19 Contracted general activity (UDA)	6,100
Carry forward general activity (UDA)	0
18/19 Contracted orthodontic activity (UOA)	0
Carry forward orthodontic activity (UOA)	0
Baseline contract value	£173,423.12

ACCESS*

Patients seen in 24 months	Total	Change since previous quarter
Quarter ending June 2017	3,430	
Quarter ending September 2017	3,527	↑
Quarter ending December 2017	3,444	↓
Quarter ending March 2018	3,478	→
Quarter ending June 2018	3,543	→
Variance since June 2017	3.3%	↑



ACTIVITY



Month	Adjusted Scheduled Activity (UDA)	
	2018	2019
April	79	201
May	699	652
June	1,162	1,110
July	1,755	
August	2,135	
September	2,685	
October	3,163	
November	3,693	
December	4,200	
January	4,692	
February	5,216	
March	5,758	
April	6,069	
May	6,093	
June	6,117	

QUALITY

	Quantity	Base Number	Contract	AT	Region	England
% of FP17s for the same patient ID Re-attending within 3 months - Children	5	274	1.8%	9.8%	11.5%	11.5%
% of FP17s for the same patient ID Re-attending within 3 months - Adults	21	408	5.1%	15.4%	16.6%	15.4%
% of FP17s for the same patient ID Re-attending between 3 & 9 months - Children	46	274	16.8%	49.2%	48.8%	58.9%
% of FP17s for the same patient ID Re-attending between 3 & 9 months - Adults	67	408	16.4%	39.1%	39.3%	51.6%
% of FP17s for Band 1 Urgent Courses	55	527	10.4%	10.0%	10.6%	8.9%
% of FP17s Relating to Free Repair or Replacements	2	527	0.4%	0.6%	0.5%	0.8%
% of FP17s Relating to Continuations	2	527	0.4%	0.9%	0.7%	0.9%
% of Patients satisfied with the dentistry they have received	1	1	N/A	91.6%	90.4%	93.2%
% of Patients satisfied with the time they had to wait for an appointment	1	1	N/A	88.0%	85.3%	88.8%

* This is based on patients treated on this contract for their most recent course of treatment. Figures in italics indicate the base number of FP17s or Patient Questionnaire responses are less than 100. N/A is shown where the base number of responses is less than 10 during the period. % is calculated as Quantity/Base number*100

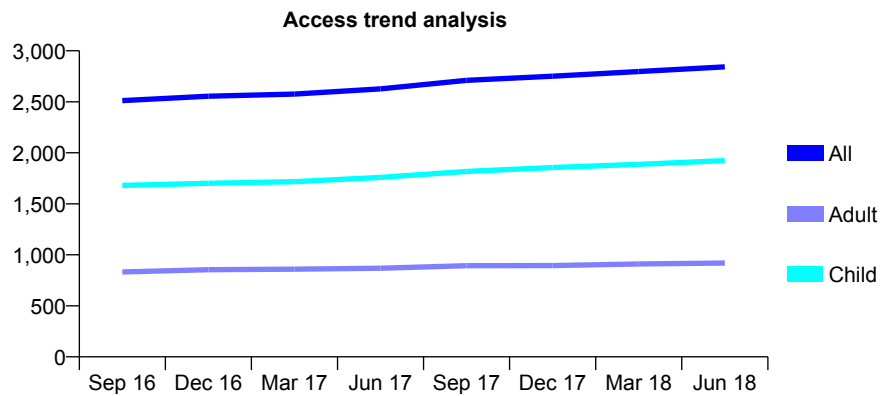
Q63 - Vital Signs At a Glance Contract Report for 175560/0001 - June 2018

Name or company name	Adams House Dental Practice
Contract type name	GDS Contract
Purpose of contract	General
Contract start date	06/04/2009
Contract end date	

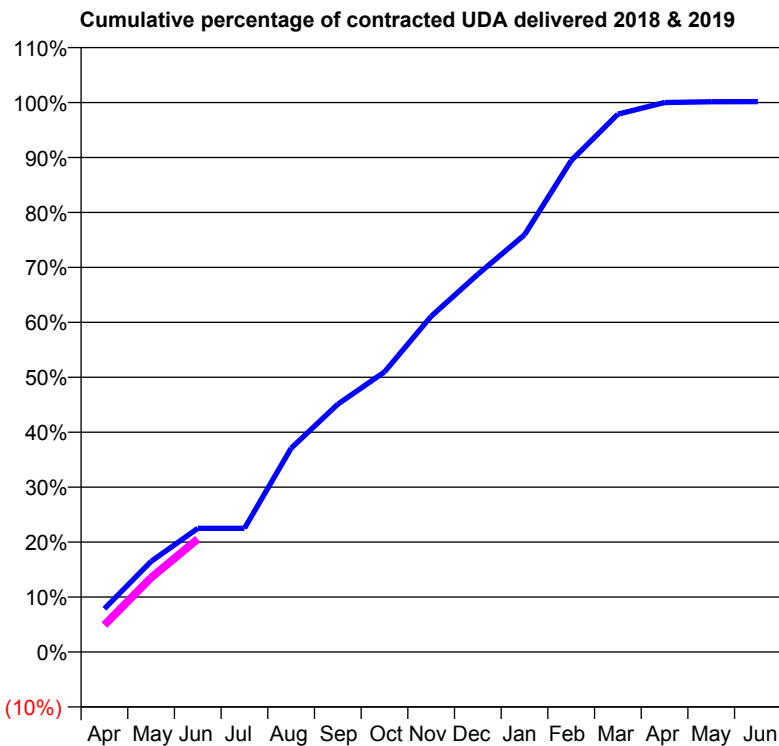
18/19 Contracted general activity (UDA)	8,000
Carry forward general activity (UDA)	0
18/19 Contracted orthodontic activity (UOA)	0
Carry forward orthodontic activity (UOA)	0
Baseline contract value	£212,571.99

ACCESS*

Patients seen in 24 months	Total	Change since previous quarter
Quarter ending June 2017	2,627	
Quarter ending September 2017	2,711	↑
Quarter ending December 2017	2,751	→
Quarter ending March 2018	2,797	→
Quarter ending June 2018	2,842	→
Variance since June 2017	8.2%	↑



ACTIVITY



Month	Adjusted Scheduled Activity (UDA)	
	2018	2019
April	631	394
May	1,318	1,081
June	1,801	1,645
July	1,801	
August	2,967	
September	3,609	
October	4,078	
November	4,888	
December	5,498	
January	6,074	
February	7,154	
March	7,830	
April	7,998	
May	8,011	
June	8,013	

QUALITY

	Quantity	Base Number	Contract	AT	Region	England
% of FP17s for the same patient ID Re-attending within 3 months - Children	37	703	5.3%	9.8%	11.5%	11.5%
% of FP17s for the same patient ID Re-attending within 3 months - Adults	43	232	18.5%	15.4%	16.6%	15.4%
% of FP17s for the same patient ID Re-attending between 3 & 9 months - Children	411	703	58.5%	49.2%	48.8%	58.9%
% of FP17s for the same patient ID Re-attending between 3 & 9 months - Adults	100	232	43.1%	39.1%	39.3%	51.6%
% of FP17s for Band 1 Urgent Courses	58	862	6.7%	10.0%	10.6%	8.9%
% of FP17s Relating to Free Repair or Replacements	0	862	0.0%	0.6%	0.5%	0.8%
% of FP17s Relating to Continuations	1	862	0.1%	0.9%	0.7%	0.9%
% of Patients satisfied with the dentistry they have received	1	1	N/A	91.6%	90.4%	93.2%
% of Patients satisfied with the time they had to wait for an appointment	1	1	N/A	88.0%	85.3%	88.8%

* This is based on patients treated on this contract for their most recent course of treatment. Figures in italics indicate the base number of FP17s or Patient Questionnaire responses are less than 100. N/A is shown where the base number of responses is less than 10 during the period. % is calculated as Quantity/Base number*100

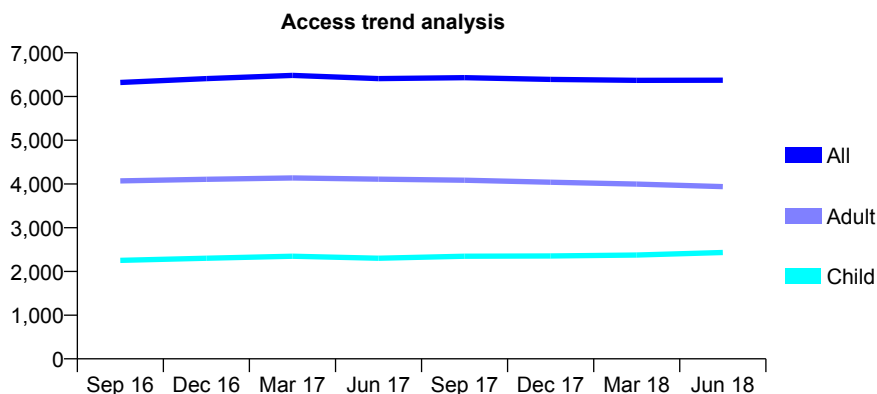
Q63 - Vital Signs At a Glance Contract Report for 179027/0001 - June 2018

Name or company name	Simply Bright
Contract type name	GDS Contract
Purpose of contract	General
Contract start date	17/05/2010
Contract end date	

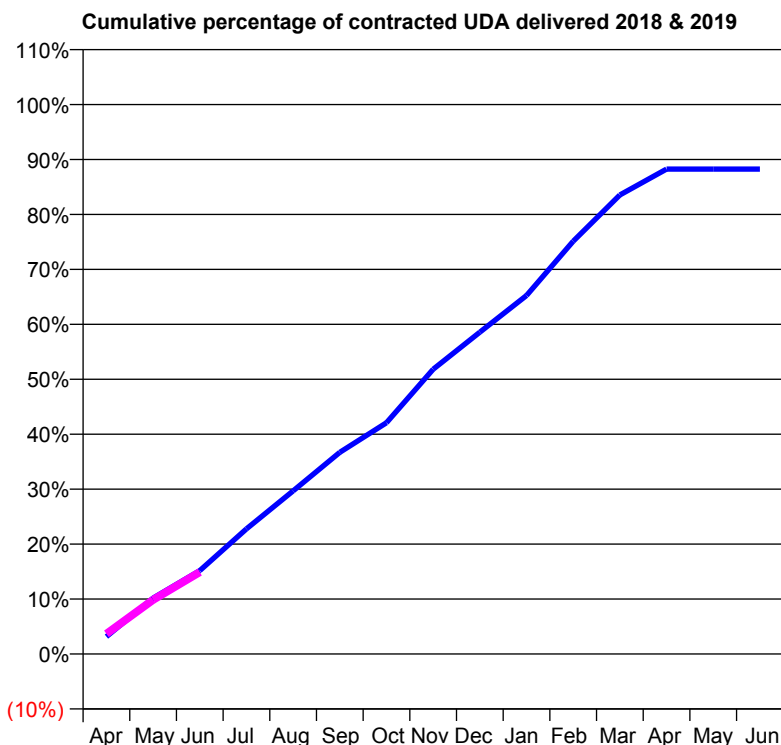
18/19 Contracted general activity (UDA)	19,000
Carry forward general activity (UDA)	0
18/19 Contracted orthodontic activity (UOA)	0
Carry forward orthodontic activity (UOA)	0
Baseline contract value	£469,885.35

ACCESS*

Patients seen in 24 months	Total	Change since previous quarter
Quarter ending June 2017	6,411	
Quarter ending September 2017	6,432	→
Quarter ending December 2017	6,392	→
Quarter ending March 2018	6,370	→
Quarter ending June 2018	6,372	→
Variance since June 2017	(0.6%)	→



ACTIVITY



Month	Adjusted Scheduled Activity (UDA)	
	2018	2019
April	540	697
May	1,730	1,876
June	2,580	2,834
July	3,870	
August	5,048	
September	6,238	
October	7,156	
November	8,810	
December	9,955	
January	11,091	
February	12,770	
March	14,200	
April	15,001	
May	15,002	
June	15,002	

QUALITY

	Quantity	Base Number	Contract	AT	Region	England
% of FP17s for the same patient ID Re-attending within 3 months - Children	69	768	9.0%	9.8%	11.5%	11.5%
% of FP17s for the same patient ID Re-attending within 3 months - Adults	123	958	12.8%	15.4%	16.6%	15.4%
% of FP17s for the same patient ID Re-attending between 3 & 9 months - Children	363	768	47.3%	49.2%	48.8%	58.9%
% of FP17s for the same patient ID Re-attending between 3 & 9 months - Adults	377	958	39.4%	39.1%	39.3%	51.6%
% of FP17s for Band 1 Urgent Courses	113	1,462	7.7%	10.0%	10.6%	8.9%
% of FP17s Relating to Free Repair or Replacements	9	1,462	0.6%	0.6%	0.5%	0.8%
% of FP17s Relating to Continuations	4	1,462	0.3%	0.9%	0.7%	0.9%
% of Patients satisfied with the dentistry they have received	5	6	N/A	91.6%	90.4%	93.2%
% of Patients satisfied with the time they had to wait for an appointment	5	6	N/A	88.0%	85.3%	88.8%

* This is based on patients treated on this contract for their most recent course of treatment. Figures in italics indicate the base number of FP17s or Patient Questionnaire responses are less than 100. N/A is shown where the base number of responses is less than 10 during the period. % is calculated as Quantity/Base number*100

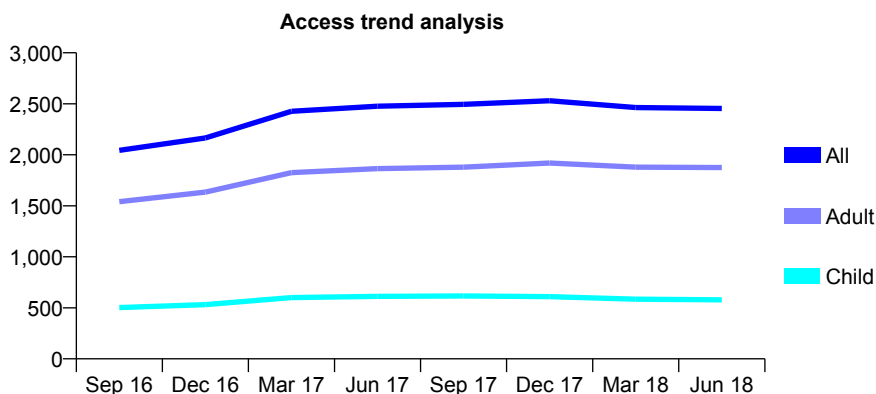
Q63 - Vital Signs At a Glance Contract Report for 179434/0008 - June 2018

Name or company name	S Cowley, R Ingham and J Angelo
Contract type name	GDS Contract
Purpose of contract	General
Contract start date	01/04/2015
Contract end date	

18/19 Contracted general activity (UDA)	12,947
Carry forward general activity (UDA)	0
18/19 Contracted orthodontic activity (UOA)	0
Carry forward orthodontic activity (UOA)	0
Baseline contract value	£388,300.40

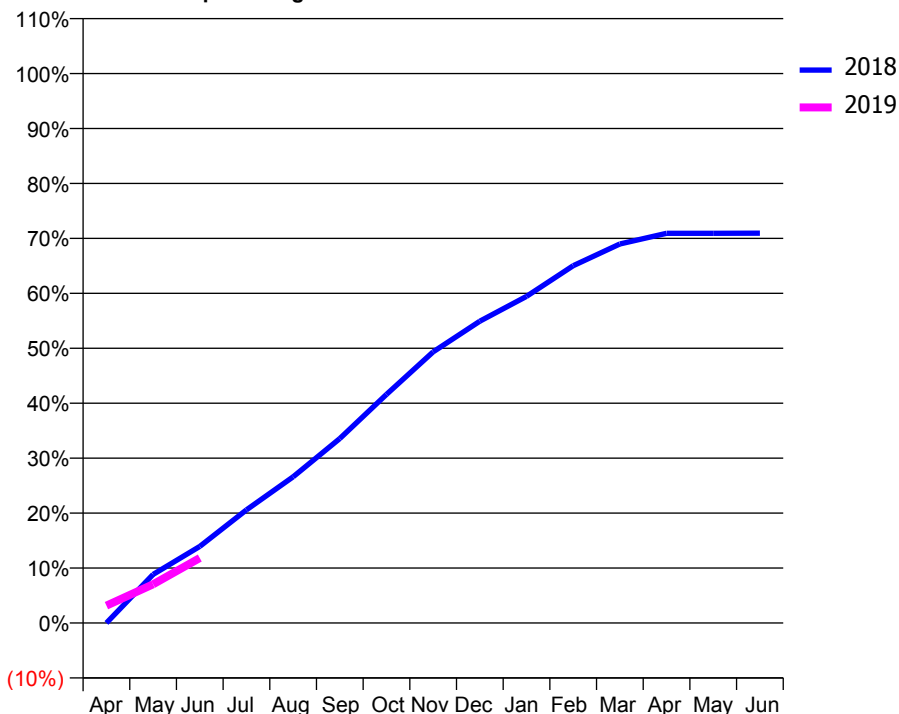
ACCESS*

Patients seen in 24 months	Total	Change since previous quarter
Quarter ending June 2017	2,477	
Quarter ending September 2017	2,495	→
Quarter ending December 2017	2,530	→
Quarter ending March 2018	2,464	↓
Quarter ending June 2018	2,454	→
Variance since June 2017	(0.9%)	→



ACTIVITY

Cumulative percentage of contracted UDA delivered 2018 & 2019



Month	Adjusted Scheduled Activity (UDA)	
	2018	2019
April	0	411
May	1,144	914
June	1,805	1,533
July	2,665	
August	3,445	
September	4,348	
October	5,388	
November	6,388	
December	7,110	
January	7,695	
February	8,419	
March	8,932	
April	9,181	
May	9,181	
June	9,185	

QUALITY

	Quantity	Base Number	Contract	AT	Region	England
% of FP17s for the same patient ID Re-attending within 3 months - Children	14	173	8.1%	9.8%	11.5%	11.5%
% of FP17s for the same patient ID Re-attending within 3 months - Adults	101	513	19.7%	15.4%	16.6%	15.4%
% of FP17s for the same patient ID Re-attending between 3 & 9 months - Children	104	173	60.1%	49.2%	48.8%	58.9%
% of FP17s for the same patient ID Re-attending between 3 & 9 months - Adults	214	513	41.7%	39.1%	39.3%	51.6%
% of FP17s for Band 1 Urgent Courses	63	583	10.8%	10.0%	10.6%	8.9%
% of FP17s Relating to Free Repair or Replacements	0	583	0.0%	0.6%	0.5%	0.8%
% of FP17s Relating to Continuations	20	583	3.4%	0.9%	0.7%	0.9%
% of Patients satisfied with the dentistry they have received	0	0	N/A	91.6%	90.4%	93.2%
% of Patients satisfied with the time they had to wait for an appointment	0	0	N/A	88.0%	85.3%	88.8%

* This is based on patients treated on this contract for their most recent course of treatment. Figures in italics indicate the base number of FP17s or Patient Questionnaire responses are less than 100. N/A is shown where the base number of responses is less than 10 during the period. % is calculated as Quantity/Base number*100

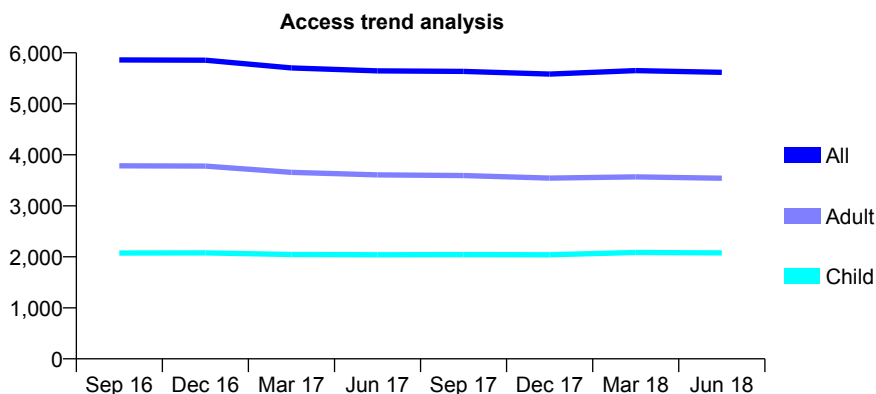
Q63 - Vital Signs At a Glance Contract Report for 179469/0002 - June 2018

Name or company name	Whitton Corner Dental Practice
Contract type name	GDS Contract
Purpose of contract	General
Contract start date	01/04/2014
Contract end date	

18/19 Contracted general activity (UDA)	20,000
Carry forward general activity (UDA)	0
18/19 Contracted orthodontic activity (UOA)	0
Carry forward orthodontic activity (UOA)	0
Baseline contract value	£531,032.04

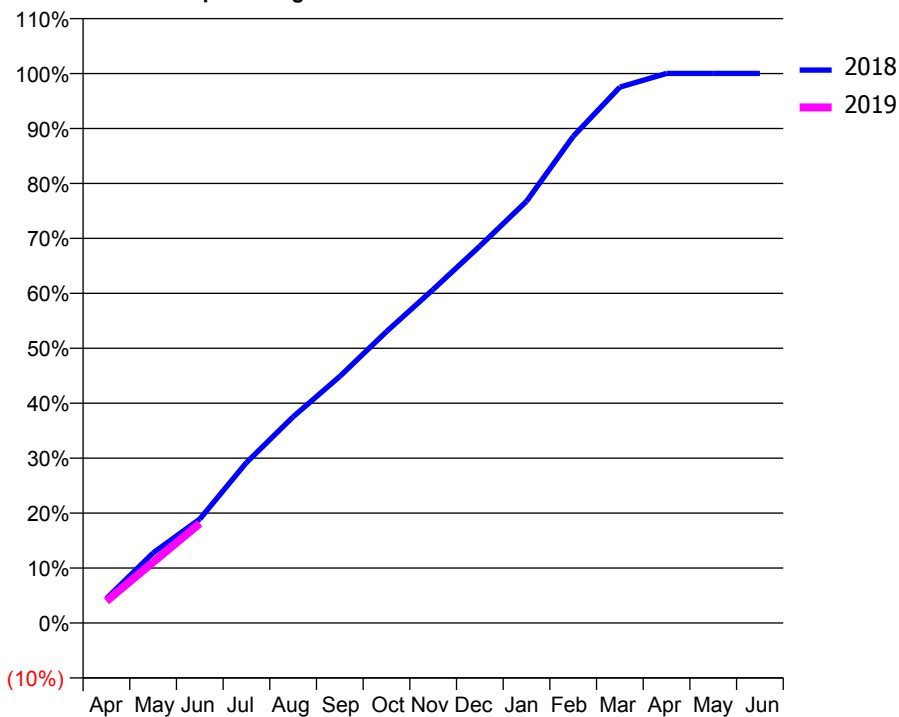
ACCESS*

Patients seen in 24 months	Total	Change since previous quarter
Quarter ending June 2017	5,646	
Quarter ending September 2017	5,635	→
Quarter ending December 2017	5,584	→
Quarter ending March 2018	5,652	→
Quarter ending June 2018	5,617	→
Variance since June 2017	(0.5%)	→



ACTIVITY

Cumulative percentage of contracted UDA delivered 2018 & 2019



Adjusted Scheduled Activity (UDA)		
Month	2018	2019
April	890	796
May	2,550	2,213
June	3,783	3,629
July	5,839	
August	7,507	
September	8,978	
October	10,606	
November	12,143	
December	13,719	
January	15,350	
February	17,715	
March	19,502	
April	20,001	
May	20,004	
June	20,005	

QUALITY

	Quantity	Base Number	Contract	AT	Region	England
% of FP17s for the same patient ID Re-attending within 3 months - Children	54	655	8.2%	9.8%	11.5%	11.5%
% of FP17s for the same patient ID Re-attending within 3 months - Adults	187	972	19.2%	15.4%	16.6%	15.4%
% of FP17s for the same patient ID Re-attending between 3 & 9 months - Children	457	655	69.8%	49.2%	48.8%	58.9%
% of FP17s for the same patient ID Re-attending between 3 & 9 months - Adults	488	972	50.2%	39.1%	39.3%	51.6%
% of FP17s for Band 1 Urgent Courses	162	1,426	11.4%	10.0%	10.6%	8.9%
% of FP17s Relating to Free Repair or Replacements	23	1,426	1.6%	0.6%	0.5%	0.8%
% of FP17s Relating to Continuations	6	1,426	0.4%	0.9%	0.7%	0.9%
% of Patients satisfied with the dentistry they have received	2	2	N/A	91.6%	90.4%	93.2%
% of Patients satisfied with the time they had to wait for an appointment	2	2	N/A	88.0%	85.3%	88.8%

* This is based on patients treated on this contract for their most recent course of treatment. Figures in italics indicate the base number of FP17s or Patient Questionnaire responses are less than 100. N/A is shown where the base number of responses is less than 10 during the period. % is calculated as Quantity/Base number*100

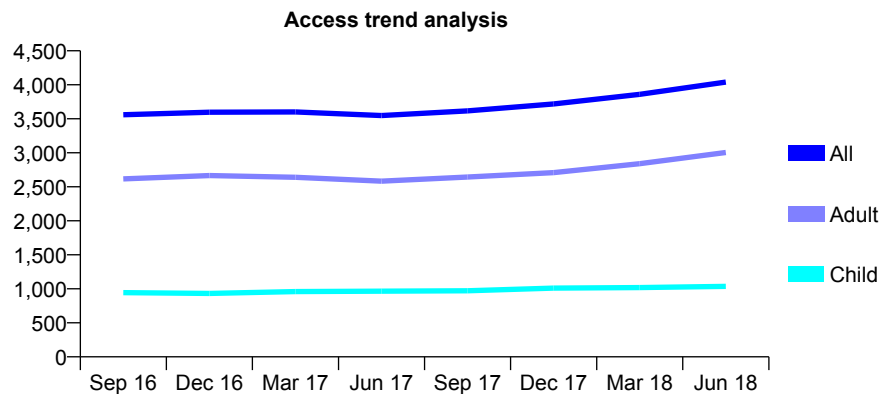
Q63 - Vital Signs At a Glance Contract Report for 181765/0001 - June 2018

Name or company name	Green Lane Dental Care Limited
Contract type name	GDS Contract
Purpose of contract	General
Contract start date	10/12/2010
Contract end date	

18/19 Contracted general activity (UDA)	17,064
Carry forward general activity (UDA)	0
18/19 Contracted orthodontic activity (UOA)	0
Carry forward orthodontic activity (UOA)	0
Baseline contract value	£521,507.96

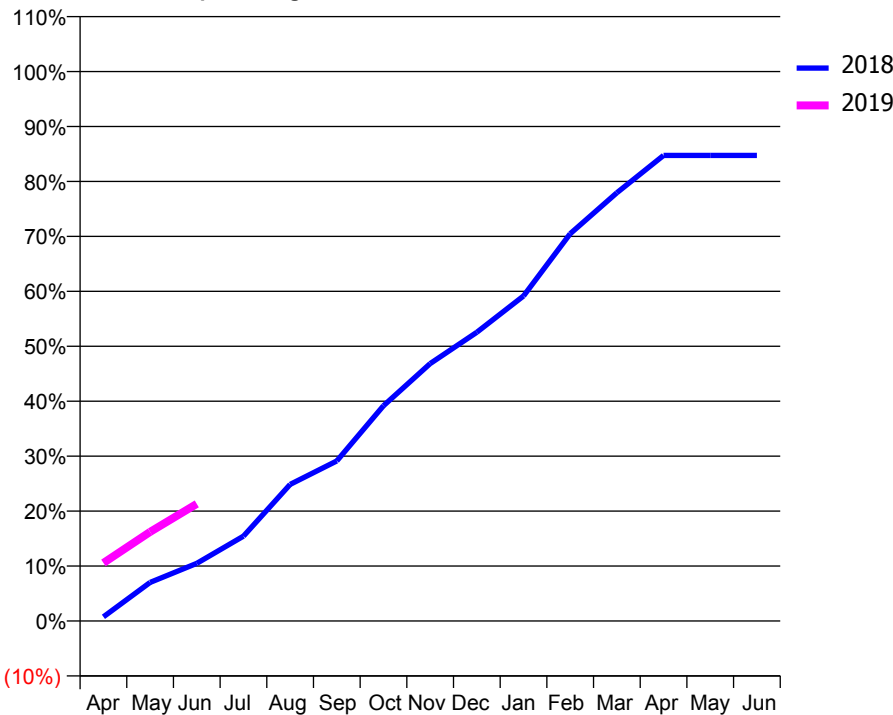
ACCESS*

Patients seen in 24 months	Total	Change since previous quarter
Quarter ending June 2017	3,548	
Quarter ending September 2017	3,616	→
Quarter ending December 2017	3,719	↑
Quarter ending March 2018	3,859	↑
Quarter ending June 2018	4,041	↑
Variance since June 2017	13.9%	↑



ACTIVITY

Cumulative percentage of contracted UDA delivered 2018 & 2019



Month	Adjusted Scheduled Activity (UDA)	
	2018	2019
April	130	1,803
May	1,197	2,767
June	1,790	3,637
July	2,635	
August	4,243	
September	4,971	
October	6,685	
November	7,994	
December	8,966	
January	10,093	
February	12,029	
March	13,298	
April	14,459	
May	14,459	
June	14,459	

QUALITY

	Quantity	Base Number	Contract	AT	Region	England
% of FP17s for the same patient ID Re-attending within 3 months - Children	41	356	11.5%	9.8%	11.5%	11.5%
% of FP17s for the same patient ID Re-attending within 3 months - Adults	109	801	13.6%	15.4%	16.6%	15.4%
% of FP17s for the same patient ID Re-attending between 3 & 9 months - Children	130	356	36.5%	49.2%	48.8%	58.9%
% of FP17s for the same patient ID Re-attending between 3 & 9 months - Adults	218	801	27.2%	39.1%	39.3%	51.6%
% of FP17s for Band 1 Urgent Courses	91	858	10.6%	10.0%	10.6%	8.9%
% of FP17s Relating to Free Repair or Replacements	1	858	0.1%	0.6%	0.5%	0.8%
% of FP17s Relating to Continuations	2	858	0.2%	0.9%	0.7%	0.9%
% of Patients satisfied with the dentistry they have received	3	3	N/A	91.6%	90.4%	93.2%
% of Patients satisfied with the time they had to wait for an appointment	2	3	N/A	88.0%	85.3%	88.8%

* This is based on patients treated on this contract for their most recent course of treatment. Figures in italics indicate the base number of FP17s or Patient Questionnaire responses are less than 100. N/A is shown where the base number of responses is less than 10 during the period. % is calculated as Quantity/Base number*100

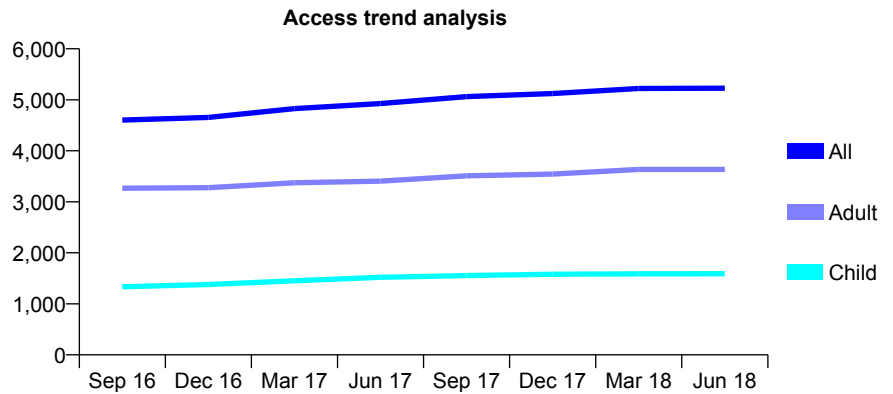
Q63 - Vital Signs At a Glance Contract Report for 181765/0002 - June 2018

Name or company name	Gabokun Dental Care Ltd
Contract type name	GDS Contract
Purpose of contract	General
Contract start date	01/02/2011
Contract end date	

18/19 Contracted general activity (UDA)	16,000
Carry forward general activity (UDA)	0
18/19 Contracted orthodontic activity (UOA)	0
Carry forward orthodontic activity (UOA)	0
Baseline contract value	£619,645.21

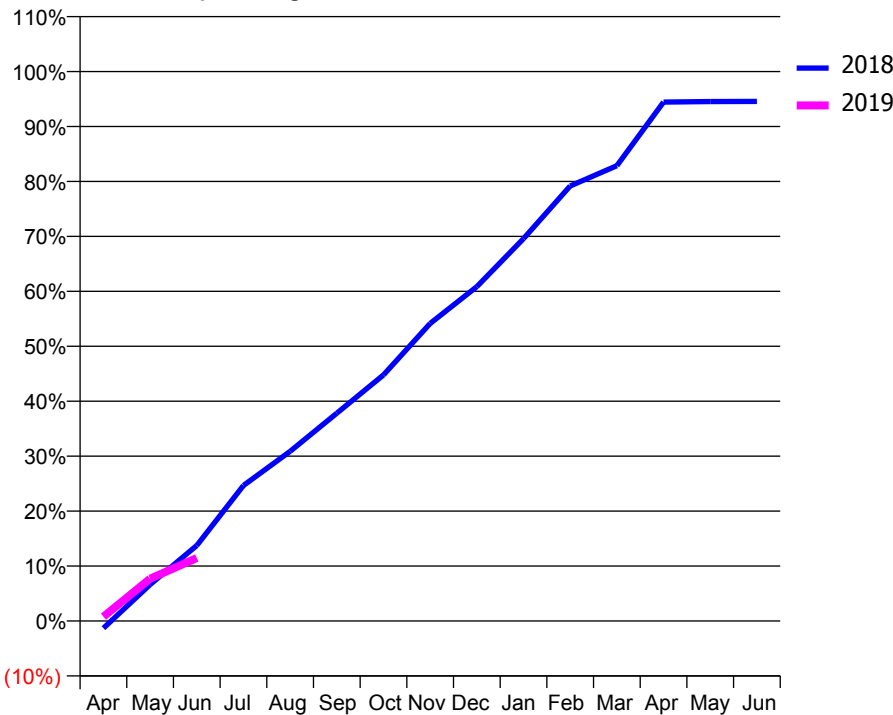
ACCESS*

Patients seen in 24 months	Total	Change since previous quarter
Quarter ending June 2017	4,927	
Quarter ending September 2017	5,063	↑
Quarter ending December 2017	5,124	→
Quarter ending March 2018	5,223	→
Quarter ending June 2018	5,227	→
Variance since June 2017	6.1%	↑



ACTIVITY

Cumulative percentage of contracted UDA delivered 2018 & 2019



Month	Adjusted Scheduled Activity (UDA)	
	2018	2019
April	-210	127
May	1,060	1,233
June	2,199	1,833
July	3,947	
August	4,940	
September	6,052	
October	7,167	
November	8,665	
December	9,738	
January	11,133	
February	12,667	
March	13,256	
April	15,109	
May	15,125	
June	15,128	

QUALITY

	Quantity	Base Number	Contract	AT	Region	England
% of FP17s for the same patient ID Re-attending within 3 months - Children	38	499	7.6%	9.8%	11.5%	11.5%
% of FP17s for the same patient ID Re-attending within 3 months - Adults	193	1,001	19.3%	15.4%	16.6%	15.4%
% of FP17s for the same patient ID Re-attending between 3 & 9 months - Children	201	499	40.3%	49.2%	48.8%	58.9%
% of FP17s for the same patient ID Re-attending between 3 & 9 months - Adults	244	1,001	24.4%	39.1%	39.3%	51.6%
% of FP17s for Band 1 Urgent Courses	69	638	10.8%	10.0%	10.6%	8.9%
% of FP17s Relating to Free Repair or Replacements	3	638	0.5%	0.6%	0.5%	0.8%
% of FP17s Relating to Continuations	11	638	1.7%	0.9%	0.7%	0.9%
% of Patients satisfied with the dentistry they have received	2	3	N/A	91.6%	90.4%	93.2%
% of Patients satisfied with the time they had to wait for an appointment	2	3	N/A	88.0%	85.3%	88.8%

* This is based on patients treated on this contract for their most recent course of treatment. Figures in italics indicate the base number of FP17s or Patient Questionnaire responses are less than 100. N/A is shown where the base number of responses is less than 10 during the period. % is calculated as Quantity/Base number*100

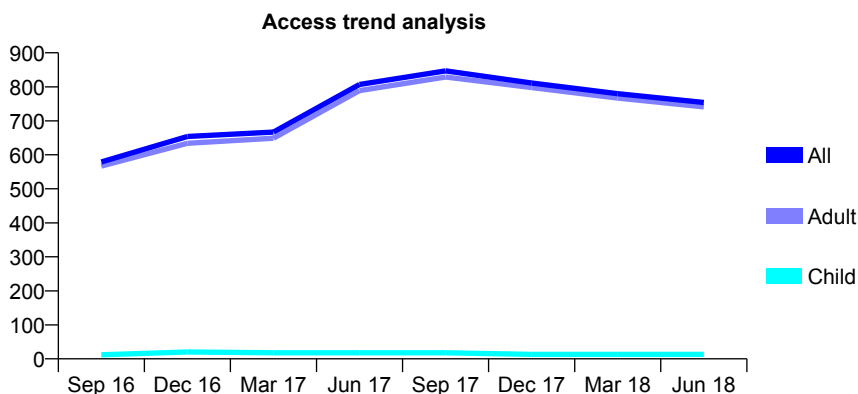
Q63 - Vital Signs At a Glance Contract Report for 181765/0003 - June 2018

Name or company name	Gabokun Dental Care Ltd
Contract type name	PDS Contract
Purpose of contract	General
Contract start date	01/04/2011
Contract end date	30/06/2018

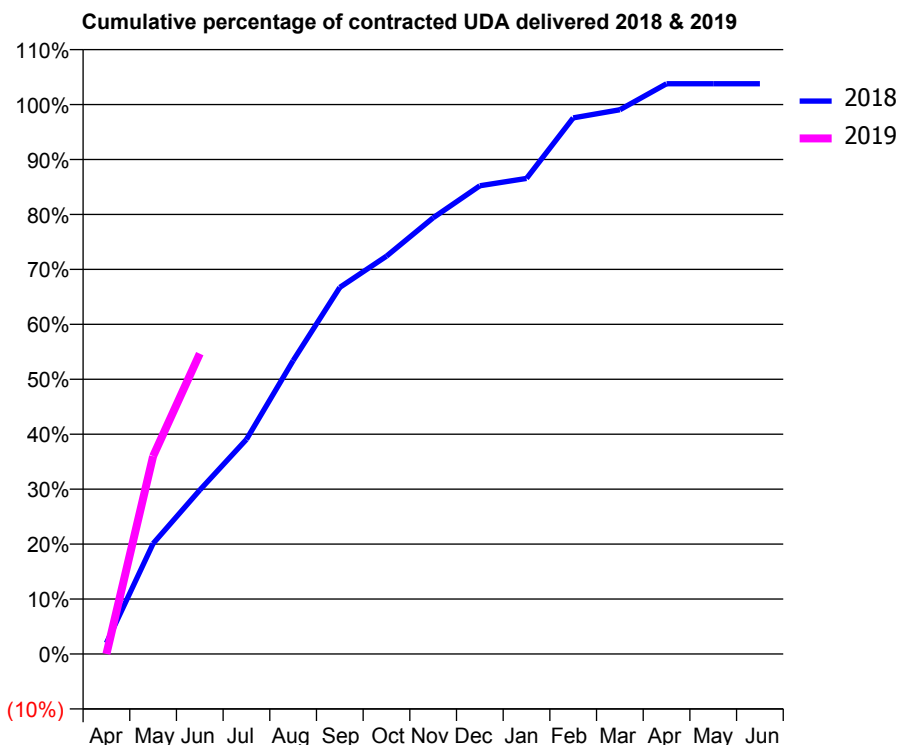
18/19 Contracted general activity (UDA)	450
Carry forward general activity (UDA)	0
18/19 Contracted orthodontic activity (UOA)	0
Carry forward orthodontic activity (UOA)	0
Baseline contract value	£22,575.87

ACCESS*

Patients seen in 24 months	Total	Change since previous quarter
Quarter ending June 2017	807	
Quarter ending September 2017	847	↑
Quarter ending December 2017	811	↓
Quarter ending March 2018	780	↓
Quarter ending June 2018	754	↓
Variance since June 2017	(6.6%)	↓



ACTIVITY



Month	Adjusted Scheduled Activity (UDA)	
	2018	2019
April	36	0
May	362	162
June	537	246
July	703	
August	961	
September	1,201	
October	1,303	
November	1,429	
December	1,534	
January	1,558	
February	1,756	
March	1,783	
April	1,868	
May	1,868	
June	1,868	

QUALITY

	Quantity	Base Number	Contract	AT	Region	England
% of FP17s for the same patient ID Re-attending within 3 months - Children	0	5	0.0%	9.8%	11.5%	11.5%
% of FP17s for the same patient ID Re-attending within 3 months - Adults	0	106	0.0%	15.4%	16.6%	15.4%
% of FP17s for the same patient ID Re-attending between 3 & 9 months - Children	0	5	0.0%	49.2%	48.8%	58.9%
% of FP17s for the same patient ID Re-attending between 3 & 9 months - Adults	0	106	0.0%	39.1%	39.3%	51.6%
% of FP17s for Band 1 Urgent Courses	0	82	0.0%	10.0%	10.6%	8.9%
% of FP17s Relating to Free Repair or Replacements	0	82	0.0%	0.6%	0.5%	0.8%
% of FP17s Relating to Continuations	0	82	0.0%	0.9%	0.7%	0.9%
% of Patients satisfied with the dentistry they have received	0	0	N/A	91.6%	90.4%	93.2%
% of Patients satisfied with the time they had to wait for an appointment	0	0	N/A	88.0%	85.3%	88.8%

* This is based on patients treated on this contract for their most recent course of treatment. Figures in italics indicate the base number of FP17s or Patient Questionnaire responses are less than 100. N/A is shown where the base number of responses is less than 10 during the period. % is calculated as Quantity/Base number*100

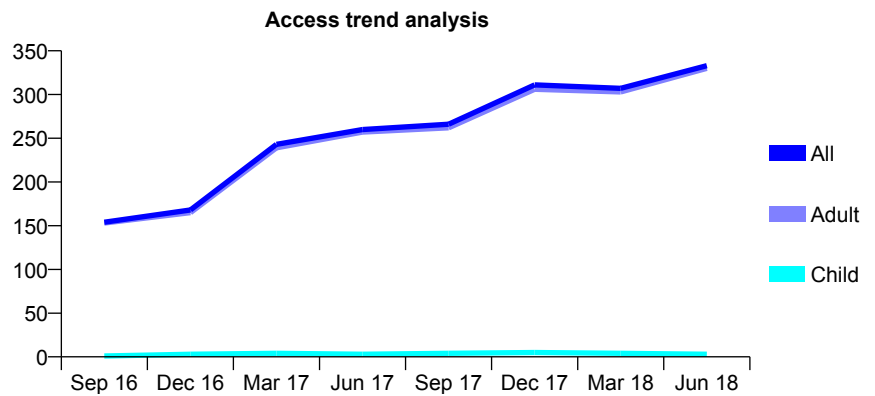
Q63 - Vital Signs At a Glance Contract Report for 181765/0004 - June 2018

Name or company name	Gabokun Dental Care Ltd
Contract type name	PDS Contract
Purpose of contract	General
Contract start date	01/04/2012
Contract end date	30/06/2018

18/19 Contracted general activity (UDA)	440
Carry forward general activity (UDA)	0
18/19 Contracted orthodontic activity (UOA)	0
Carry forward orthodontic activity (UOA)	0
Baseline contract value	£23,337.58

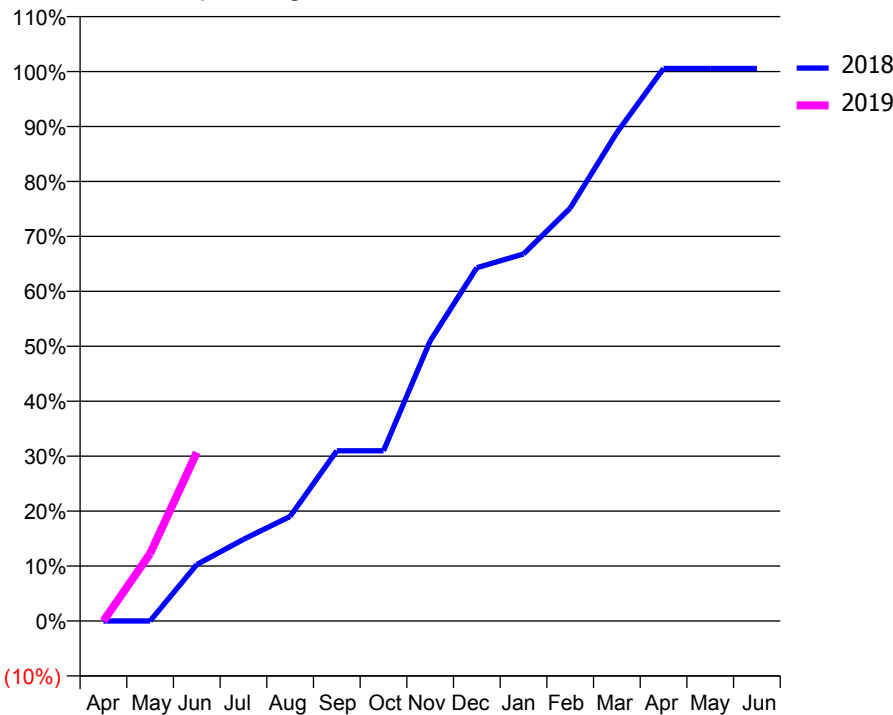
ACCESS*

Patients seen in 24 months	Total	Change since previous quarter
Quarter ending June 2017	260	
Quarter ending September 2017	266	↑
Quarter ending December 2017	311	↑
Quarter ending March 2018	307	↓
Quarter ending June 2018	333	↑
Variance since June 2017	28.1%	↑



ACTIVITY

Cumulative percentage of contracted UDA delivered 2018 & 2019



Month	Adjusted Scheduled Activity (UDA)	
	2018	2019
April	0	0
May	0	54
June	74	135
July	107	
August	137	
September	223	
October	223	
November	367	
December	463	
January	481	
February	541	
March	640	
April	724	
May	724	
June	724	

QUALITY

	Quantity	Base Number	Contract	AT	Region	England
% of FP17s for the same patient ID Re-attending within 3 months - Children	0	1	0.0%	9.8%	11.5%	11.5%
% of FP17s for the same patient ID Re-attending within 3 months - Adults	0	72	0.0%	15.4%	16.6%	15.4%
% of FP17s for the same patient ID Re-attending between 3 & 9 months - Children	0	1	0.0%	49.2%	48.8%	58.9%
% of FP17s for the same patient ID Re-attending between 3 & 9 months - Adults	0	72	0.0%	39.1%	39.3%	51.6%
% of FP17s for Band 1 Urgent Courses	0	45	0.0%	10.0%	10.6%	8.9%
% of FP17s Relating to Free Repair or Replacements	0	45	0.0%	0.6%	0.5%	0.8%
% of FP17s Relating to Continuations	0	45	0.0%	0.9%	0.7%	0.9%
% of Patients satisfied with the dentistry they have received	0	0	N/A	91.6%	90.4%	93.2%
% of Patients satisfied with the time they had to wait for an appointment	0	0	N/A	88.0%	85.3%	88.8%

* This is based on patients treated on this contract for their most recent course of treatment. Figures in italics indicate the base number of FP17s or Patient Questionnaire responses are less than 100. N/A is shown where the base number of responses is less than 10 during the period. % is calculated as Quantity/Base number*100

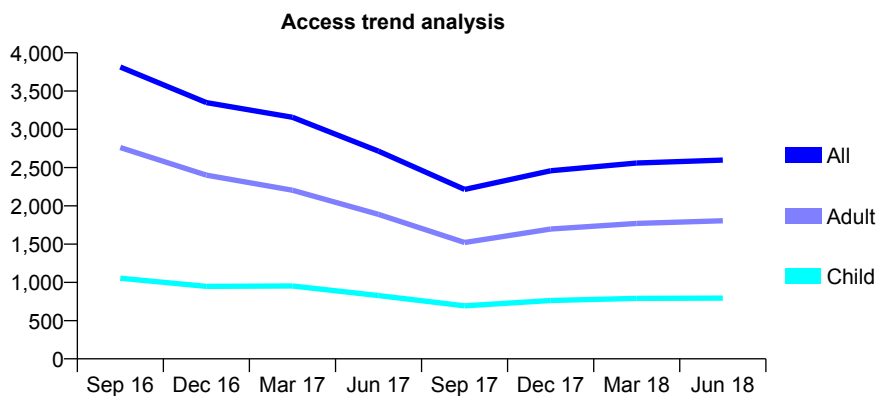
Q63 - Vital Signs At a Glance Contract Report for 181935/0001 - June 2018

Name or company name	Balham Dental Care Ltd
Contract type name	GDS Contract
Purpose of contract	General
Contract start date	16/01/2013
Contract end date	

18/19 Contracted general activity (UDA)	11,167
Carry forward general activity (UDA)	0
18/19 Contracted orthodontic activity (UOA)	0
Carry forward orthodontic activity (UOA)	0
Baseline contract value	£268,620.76

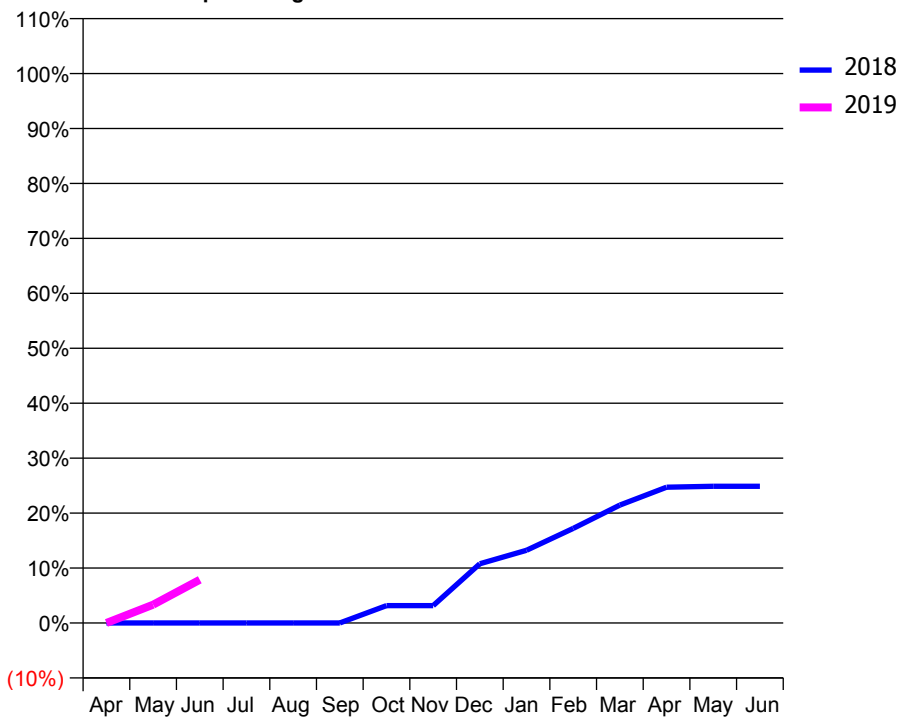
ACCESS*

Patients seen in 24 months	Total	Change since previous quarter
Quarter ending June 2017	2,715	
Quarter ending September 2017	2,214	↓
Quarter ending December 2017	2,458	↑
Quarter ending March 2018	2,560	↑
Quarter ending June 2018	2,598	→
Variance since June 2017	(4.3%)	↓



ACTIVITY

Cumulative percentage of contracted UDA delivered 2018 & 2019



Adjusted Scheduled Activity (UDA)		
Month	2018	2019
April	0	0
May	0	372
June	0	880
July	0	
August	0	
September	0	
October	353	
November	353	
December	1,205	
January	1,478	
February	1,924	
March	2,397	
April	2,759	
May	2,779	
June	2,778	

QUALITY

	Quantity	Base Number	Contract	AT	Region	England
% of FP17s for the same patient ID Re-attending within 3 months - Children	14	191	7.3%	9.8%	11.5%	11.5%
% of FP17s for the same patient ID Re-attending within 3 months - Adults	39	378	10.3%	15.4%	16.6%	15.4%
% of FP17s for the same patient ID Re-attending between 3 & 9 months - Children	70	191	36.6%	49.2%	48.8%	58.9%
% of FP17s for the same patient ID Re-attending between 3 & 9 months - Adults	128	378	33.9%	39.1%	39.3%	51.6%
% of FP17s for Band 1 Urgent Courses	40	417	9.6%	10.0%	10.6%	8.9%
% of FP17s Relating to Free Repair or Replacements	0	417	0.0%	0.6%	0.5%	0.8%
% of FP17s Relating to Continuations	0	417	0.0%	0.9%	0.7%	0.9%
% of Patients satisfied with the dentistry they have received	2	2	N/A	91.6%	90.4%	93.2%
% of Patients satisfied with the time they had to wait for an appointment	1	2	N/A	88.0%	85.3%	88.8%

* This is based on patients treated on this contract for their most recent course of treatment. Figures in italics indicate the base number of FP17s or Patient Questionnaire responses are less than 100. N/A is shown where the base number of responses is less than 10 during the period. % is calculated as Quantity/Base number*100

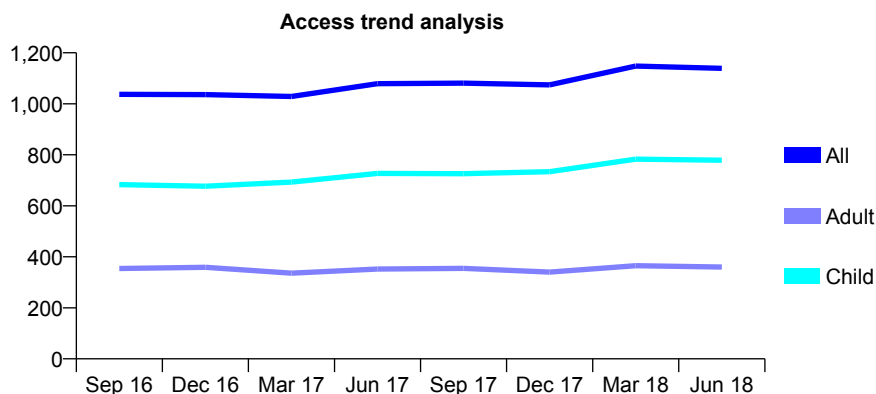
Q63 - Vital Signs At a Glance Contract Report for 183385/0001 - June 2018

Name or company name	Confident Dental Practice
Contract type name	GDS Contract
Purpose of contract	General
Contract start date	02/05/2008
Contract end date	

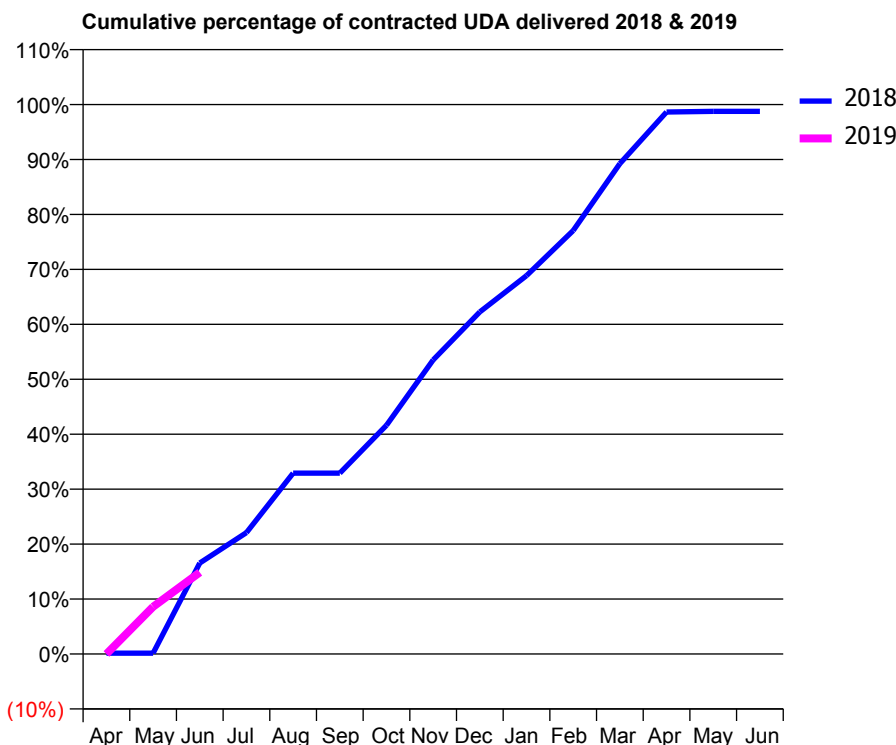
18/19 Contracted general activity (UDA)	2,966
Carry forward general activity (UDA)	0
18/19 Contracted orthodontic activity (UOA)	0
Carry forward orthodontic activity (UOA)	0
Baseline contract value	£74,198.25

ACCESS*

Patients seen in 24 months	Total	Change since previous quarter
Quarter ending June 2017	1,079	
Quarter ending September 2017	1,081	→
Quarter ending December 2017	1,074	→
Quarter ending March 2018	1,148	↑
Quarter ending June 2018	1,139	→
Variance since June 2017	5.6%	↑



ACTIVITY



Adjusted Scheduled Activity (UDA)		
Month	2018	2019
April	5	0
May	5	255
June	491	441
July	655	
August	976	
September	976	
October	1,235	
November	1,587	
December	1,847	
January	2,042	
February	2,286	
March	2,647	
April	2,925	
May	2,929	
June	2,929	

QUALITY

	Quantity	Base Number	Contract	AT	Region	England
% of FP17s for the same patient ID Re-attending within 3 months - Children	27	312	8.7%	9.8%	11.5%	11.5%
% of FP17s for the same patient ID Re-attending within 3 months - Adults	8	88	9.1%	15.4%	16.6%	15.4%
% of FP17s for the same patient ID Re-attending between 3 & 9 months - Children	175	312	56.1%	49.2%	48.8%	58.9%
% of FP17s for the same patient ID Re-attending between 3 & 9 months - Adults	28	88	31.8%	39.1%	39.3%	51.6%
% of FP17s for Band 1 Urgent Courses	6	263	2.3%	10.0%	10.6%	8.9%
% of FP17s Relating to Free Repair or Replacements	1	263	0.4%	0.6%	0.5%	0.8%
% of FP17s Relating to Continuations	0	263	0.0%	0.9%	0.7%	0.9%
% of Patients satisfied with the dentistry they have received	1	1	N/A	91.6%	90.4%	93.2%
% of Patients satisfied with the time they had to wait for an appointment	1	1	N/A	88.0%	85.3%	88.8%

* This is based on patients treated on this contract for their most recent course of treatment. Figures in italics indicate the base number of FP17s or Patient Questionnaire responses are less than 100. N/A is shown where the base number of responses is less than 10 during the period. % is calculated as Quantity/Base number*100

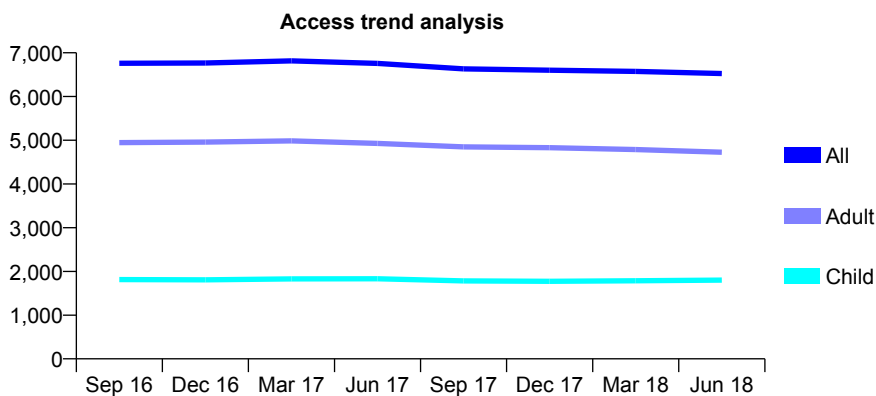
Q63 - Vital Signs At a Glance Contract Report for 183547/0001 - June 2018

Name or company name	Castlenau Dentists
Contract type name	GDS Contract
Purpose of contract	General
Contract start date	01/10/2013
Contract end date	

18/19 Contracted general activity (UDA)	15,300
Carry forward general activity (UDA)	0
18/19 Contracted orthodontic activity (UOA)	0
Carry forward orthodontic activity (UOA)	0
Baseline contract value	£437,598.16

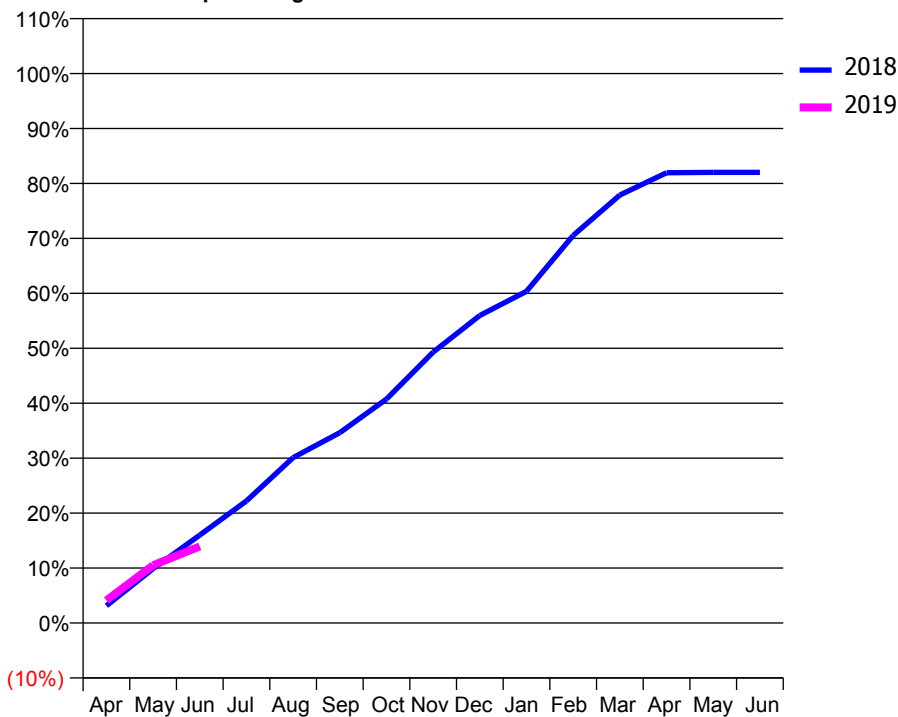
ACCESS*

Patients seen in 24 months	Total	Change since previous quarter
Quarter ending June 2017	6,757	
Quarter ending September 2017	6,631	↓
Quarter ending December 2017	6,603	→
Quarter ending March 2018	6,574	→
Quarter ending June 2018	6,526	→
Variance since June 2017	(3.4%)	↓



ACTIVITY

Cumulative percentage of contracted UDA delivered 2018 & 2019



Month	Adjusted Scheduled Activity (UDA)	
	2018	2019
April	482	630
May	1,513	1,611
June	2,449	2,134
July	3,398	
August	4,606	
September	5,300	
October	6,237	
November	7,541	
December	8,562	
January	9,237	
February	10,792	
March	11,918	
April	12,537	
May	12,546	
June	12,546	

QUALITY

	Quantity	Base Number	Contract	AT	Region	England
% of FP17s for the same patient ID Re-attending within 3 months - Children	58	466	12.4%	9.8%	11.5%	11.5%
% of FP17s for the same patient ID Re-attending within 3 months - Adults	260	1,133	22.9%	15.4%	16.6%	15.4%
% of FP17s for the same patient ID Re-attending between 3 & 9 months - Children	146	466	31.3%	49.2%	48.8%	58.9%
% of FP17s for the same patient ID Re-attending between 3 & 9 months - Adults	284	1,133	25.1%	39.1%	39.3%	51.6%
% of FP17s for Band 1 Urgent Courses	198	1,075	18.4%	10.0%	10.6%	8.9%
% of FP17s Relating to Free Repair or Replacements	4	1,075	0.4%	0.6%	0.5%	0.8%
% of FP17s Relating to Continuations	20	1,075	1.9%	0.9%	0.7%	0.9%
% of Patients satisfied with the dentistry they have received	1	2	N/A	91.6%	90.4%	93.2%
% of Patients satisfied with the time they had to wait for an appointment	1	2	N/A	88.0%	85.3%	88.8%

* This is based on patients treated on this contract for their most recent course of treatment. Figures in italics indicate the base number of FP17s or Patient Questionnaire responses are less than 100. N/A is shown where the base number of responses is less than 10 during the period. % is calculated as Quantity/Base number*100

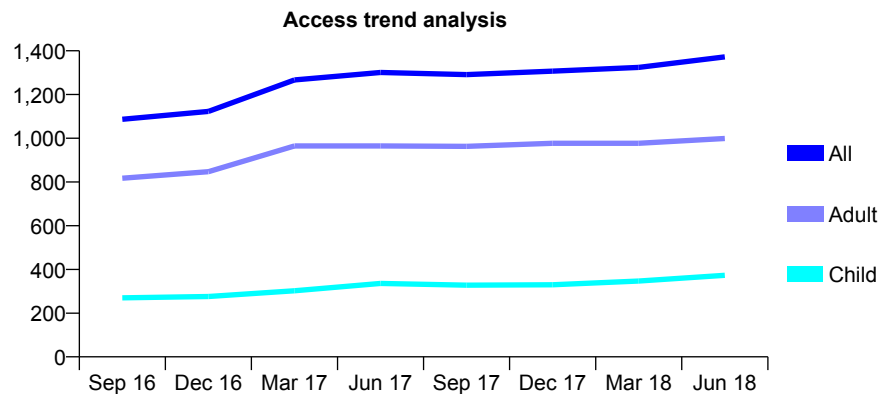
Q63 - Vital Signs At a Glance Contract Report for 183660/0001 - June 2018

Name or company name	PS Photay & Associates
Contract type name	GDS Contract
Purpose of contract	General
Contract start date	01/02/2014
Contract end date	

18/19 Contracted general activity (UDA)	2,778
Carry forward general activity (UDA)	0
18/19 Contracted orthodontic activity (UOA)	0
Carry forward orthodontic activity (UOA)	0
Baseline contract value	£80,853.49

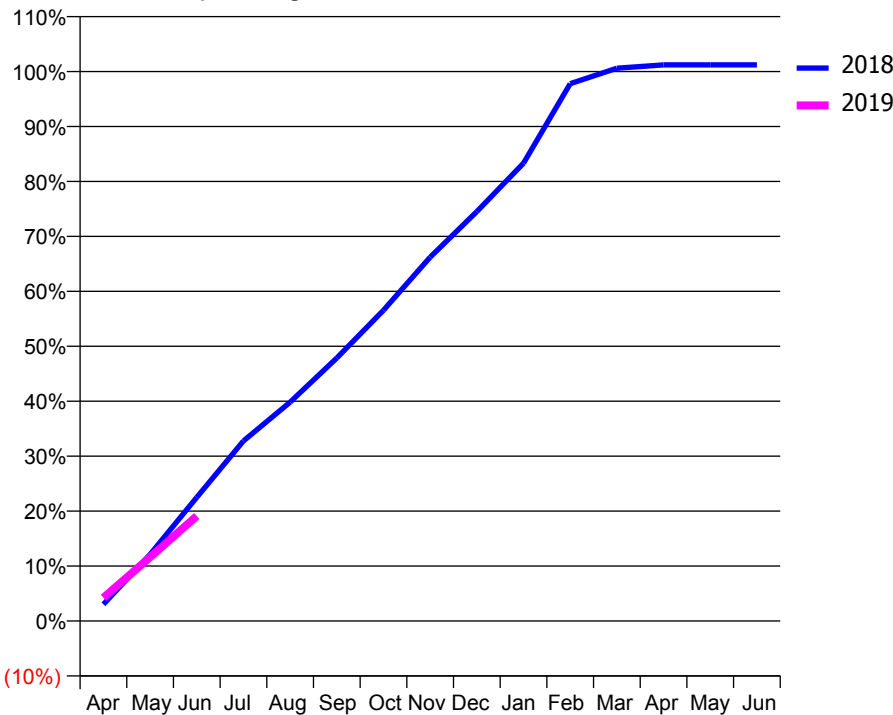
ACCESS*

Patients seen in 24 months	Total	Change since previous quarter
Quarter ending June 2017	1,301	
Quarter ending September 2017	1,291	→
Quarter ending December 2017	1,307	→
Quarter ending March 2018	1,324	→
Quarter ending June 2018	1,372	↑
Variance since June 2017	5.5%	↑



ACTIVITY

Cumulative percentage of contracted UDA delivered 2018 & 2019



Month	Adjusted Scheduled Activity (UDA)	
	2018	2019
April	85	118
May	336	323
June	625	531
July	910	
August	1,106	
September	1,330	
October	1,571	
November	1,840	
December	2,070	
January	2,314	
February	2,716	
March	2,795	
April	2,812	
May	2,812	
June	2,812	

QUALITY

	Quantity	Base Number	Contract	AT	Region	England
% of FP17s for the same patient ID Re-attending within 3 months - Children	2	94	2.1%	9.8%	11.5%	11.5%
% of FP17s for the same patient ID Re-attending within 3 months - Adults	5	174	2.9%	15.4%	16.6%	15.4%
% of FP17s for the same patient ID Re-attending between 3 & 9 months - Children	19	94	20.2%	49.2%	48.8%	58.9%
% of FP17s for the same patient ID Re-attending between 3 & 9 months - Adults	49	174	28.2%	39.1%	39.3%	51.6%
% of FP17s for Band 1 Urgent Courses	13	264	4.9%	10.0%	10.6%	8.9%
% of FP17s Relating to Free Repair or Replacements	2	264	0.8%	0.6%	0.5%	0.8%
% of FP17s Relating to Continuations	0	264	0.0%	0.9%	0.7%	0.9%
% of Patients satisfied with the dentistry they have received	3	3	N/A	91.6%	90.4%	93.2%
% of Patients satisfied with the time they had to wait for an appointment	3	3	N/A	88.0%	85.3%	88.8%

* This is based on patients treated on this contract for their most recent course of treatment. Figures in italics indicate the base number of FP17s or Patient Questionnaire responses are less than 100. N/A is shown where the base number of responses is less than 10 during the period. % is calculated as Quantity/Base number*100

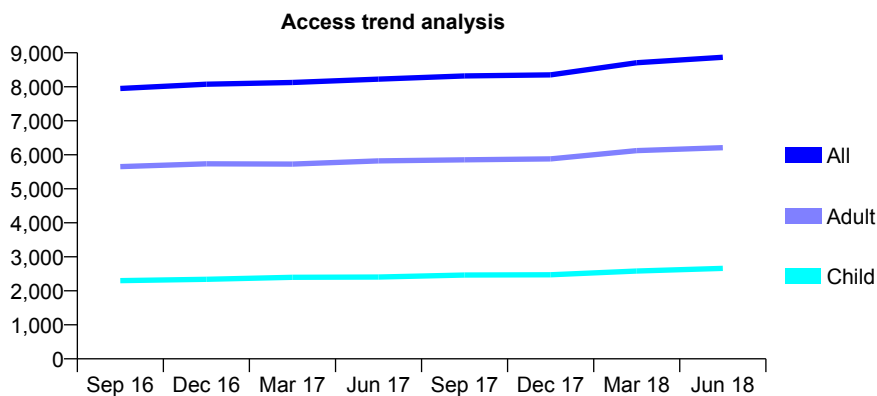
Q63 - Vital Signs At a Glance Contract Report for 185663/0001 - June 2018

Name or company name	Perry Vale Dental Limited
Contract type name	GDS Contract
Purpose of contract	General
Contract start date	01/12/2008
Contract end date	

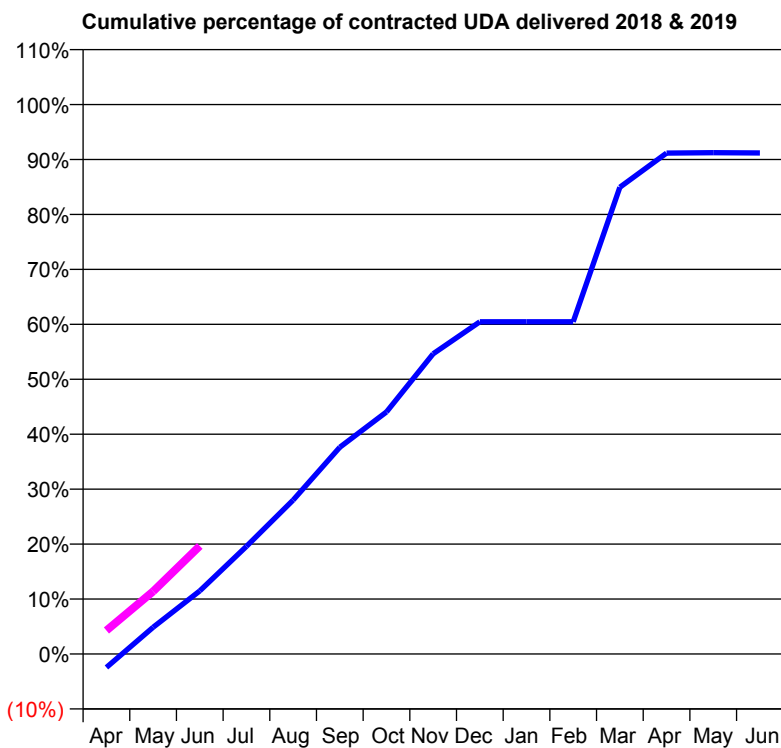
18/19 Contracted general activity (UDA)	17,740
Carry forward general activity (UDA)	0
18/19 Contracted orthodontic activity (UOA)	0
Carry forward orthodontic activity (UOA)	0
Baseline contract value	£595,845.17

ACCESS*

Patients seen in 24 months	Total	Change since previous quarter
Quarter ending June 2017	8,227	
Quarter ending September 2017	8,318	→
Quarter ending December 2017	8,350	→
Quarter ending March 2018	8,706	↑
Quarter ending June 2018	8,869	→
Variance since June 2017	7.8%	↑



ACTIVITY



Month	Adjusted Scheduled Activity (UDA)	
	2018	2019
April	-435	760
May	864	2,023
June	2,039	3,490
July	3,478	
August	4,970	
September	6,674	
October	7,817	
November	9,692	
December	10,724	
January	10,724	
February	10,724	
March	15,068	
April	16,171	
May	16,182	
June	16,176	

QUALITY

	Quantity	Base Number	Contract	AT	Region	England
% of FP17s for the same patient ID Re-attending within 3 months - Children	42	910	4.6%	9.8%	11.5%	11.5%
% of FP17s for the same patient ID Re-attending within 3 months - Adults	279	1,754	15.9%	15.4%	16.6%	15.4%
% of FP17s for the same patient ID Re-attending between 3 & 9 months - Children	389	910	42.7%	49.2%	48.8%	58.9%
% of FP17s for the same patient ID Re-attending between 3 & 9 months - Adults	527	1,754	30.0%	39.1%	39.3%	51.6%
% of FP17s for Band 1 Urgent Courses	216	1,924	11.2%	10.0%	10.6%	8.9%
% of FP17s Relating to Free Repair or Replacements	16	1,924	0.8%	0.6%	0.5%	0.8%
% of FP17s Relating to Continuations	11	1,924	0.6%	0.9%	0.7%	0.9%
% of Patients satisfied with the dentistry they have received	2	2	N/A	91.6%	90.4%	93.2%
% of Patients satisfied with the time they had to wait for an appointment	2	2	N/A	88.0%	85.3%	88.8%

* This is based on patients treated on this contract for their most recent course of treatment. Figures in italics indicate the base number of FP17s or Patient Questionnaire responses are less than 100. N/A is shown where the base number of responses is less than 10 during the period. % is calculated as Quantity/Base number*100

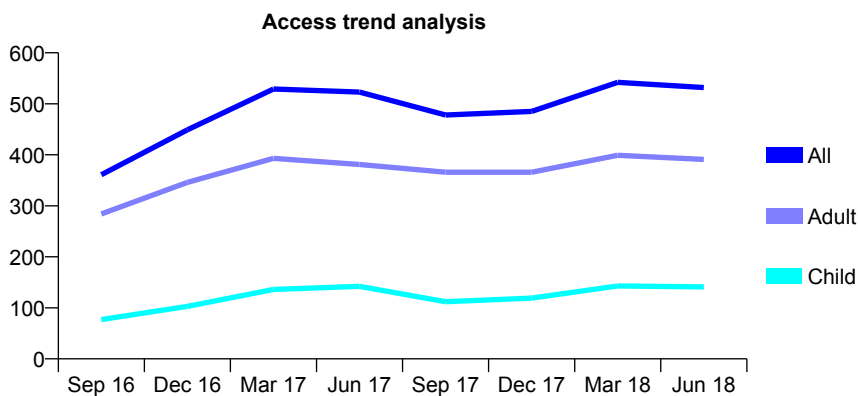
Q63 - Vital Signs At a Glance Contract Report for 185663/0002 - June 2018

Name or company name	Perry Vale Dental Limited
Contract type name	PDS Contract
Purpose of contract	General
Contract start date	01/04/2010
Contract end date	31/03/2019

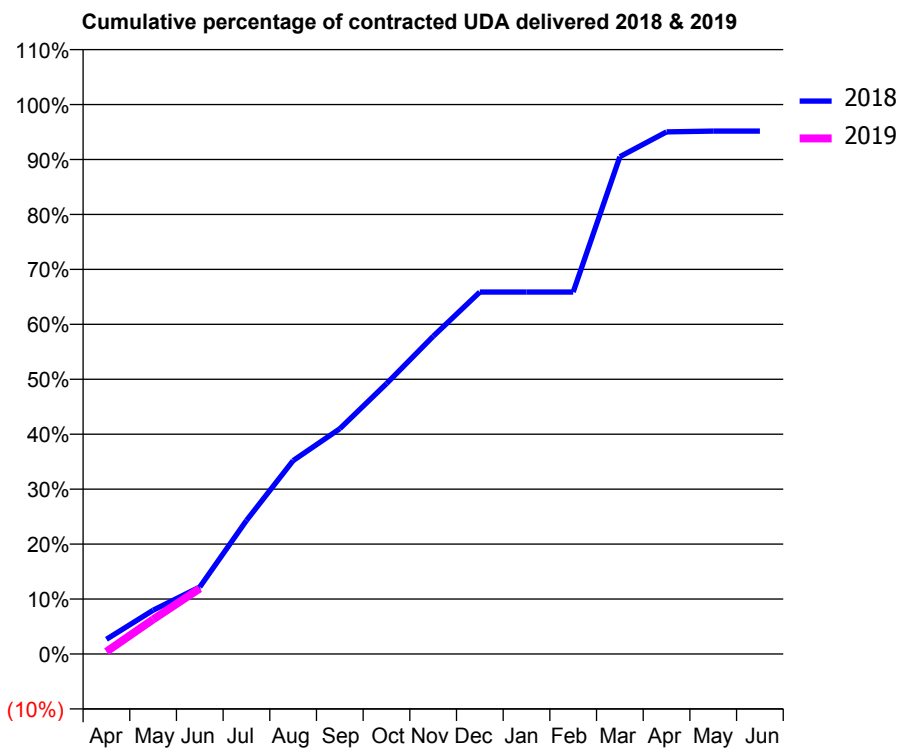
18/19 Contracted general activity (UDA)	2,100
Carry forward general activity (UDA)	0
18/19 Contracted orthodontic activity (UOA)	0
Carry forward orthodontic activity (UOA)	0
Baseline contract value	£173,398.43

ACCESS*

Patients seen in 24 months	Total	Change since previous quarter
Quarter ending June 2017	523	
Quarter ending September 2017	478	↓
Quarter ending December 2017	485	→
Quarter ending March 2018	542	↑
Quarter ending June 2018	532	↓
Variance since June 2017	1.7%	→



ACTIVITY



Month	Adjusted Scheduled Activity (UDA)	
	2018	2019
April	56	9
May	167	132
June	256	250
July	510	
August	739	
September	861	
October	1,033	
November	1,214	
December	1,383	
January	1,383	
February	1,383	
March	1,900	
April	1,996	
May	1,999	
June	1,999	

QUALITY

	Quantity	Base Number	Contract	AT	Region	England
% of FP17s for the same patient ID Re-attending within 3 months - Children	0	44	0.0%	9.8%	11.5%	11.5%
% of FP17s for the same patient ID Re-attending within 3 months - Adults	1	78	1.3%	15.4%	16.6%	15.4%
% of FP17s for the same patient ID Re-attending between 3 & 9 months - Children	0	44	0.0%	49.2%	48.8%	58.9%
% of FP17s for the same patient ID Re-attending between 3 & 9 months - Adults	2	78	2.6%	39.1%	39.3%	51.6%
% of FP17s for Band 1 Urgent Courses	2	84	2.4%	10.0%	10.6%	8.9%
% of FP17s Relating to Free Repair or Replacements	0	84	0.0%	0.6%	0.5%	0.8%
% of FP17s Relating to Continuations	0	84	0.0%	0.9%	0.7%	0.9%
% of Patients satisfied with the dentistry they have received	0	0	N/A	91.6%	90.4%	93.2%
% of Patients satisfied with the time they had to wait for an appointment	0	0	N/A	88.0%	85.3%	88.8%

* This is based on patients treated on this contract for their most recent course of treatment. Figures in italics indicate the base number of FP17s or Patient Questionnaire responses are less than 100. N/A is shown where the base number of responses is less than 10 during the period. % is calculated as Quantity/Base number*100

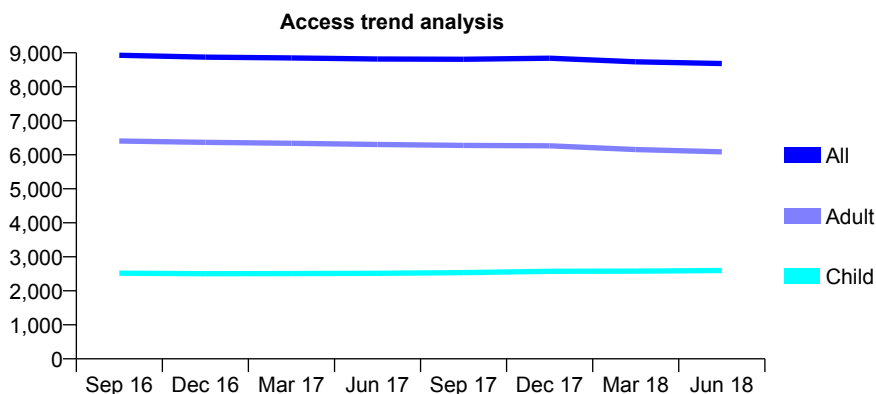
Q63 - Vital Signs At a Glance Contract Report for 186198/0001 - June 2018

Name or company name	S Cowley, R Ingham and J Angelo
Contract type name	GDS Contract
Purpose of contract	General
Contract start date	03/12/2012
Contract end date	

18/19 Contracted general activity (UDA)	29,500
Carry forward general activity (UDA)	0
18/19 Contracted orthodontic activity (UOA)	0
Carry forward orthodontic activity (UOA)	0
Baseline contract value	£831,221.86

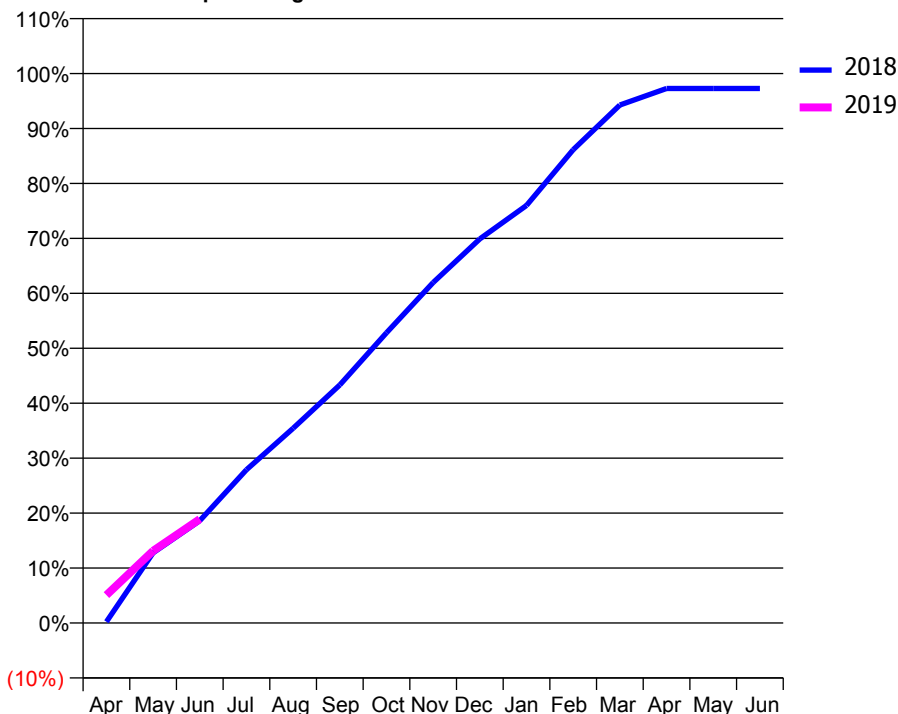
ACCESS*

Patients seen in 24 months	Total	Change since previous quarter
Quarter ending June 2017	8,819	
Quarter ending September 2017	8,811	→
Quarter ending December 2017	8,841	→
Quarter ending March 2018	8,734	↓
Quarter ending June 2018	8,686	→
Variance since June 2017	(1.5%)	↓



ACTIVITY

Cumulative percentage of contracted UDA delivered 2018 & 2019



Adjusted Scheduled Activity (UDA)

Month	2018	2019
April	66	1,499
May	3,768	3,880
June	5,494	5,577
July	8,230	
August	10,457	
September	12,782	
October	15,581	
November	18,279	
December	20,623	
January	22,415	
February	25,409	
March	27,810	
April	28,694	
May	28,696	
June	28,696	

QUALITY

	Quantity	Base Number	Contract	AT	Region	England
% of FP17s for the same patient ID Re-attending within 3 months - Children	64	853	7.5%	9.8%	11.5%	11.5%
% of FP17s for the same patient ID Re-attending within 3 months - Adults	205	1,536	13.3%	15.4%	16.6%	15.4%
% of FP17s for the same patient ID Re-attending between 3 & 9 months - Children	474	853	55.6%	49.2%	48.8%	58.9%
% of FP17s for the same patient ID Re-attending between 3 & 9 months - Adults	661	1,536	43.0%	39.1%	39.3%	51.6%
% of FP17s for Band 1 Urgent Courses	175	2,086	8.4%	10.0%	10.6%	8.9%
% of FP17s Relating to Free Repair or Replacements	14	2,086	0.7%	0.6%	0.5%	0.8%
% of FP17s Relating to Continuations	36	2,086	1.7%	0.9%	0.7%	0.9%
% of Patients satisfied with the dentistry they have received	3	3	N/A	91.6%	90.4%	93.2%
% of Patients satisfied with the time they had to wait for an appointment	3	3	N/A	88.0%	85.3%	88.8%

* This is based on patients treated on this contract for their most recent course of treatment. Figures in italics indicate the base number of FP17s or Patient Questionnaire responses are less than 100. N/A is shown where the base number of responses is less than 10 during the period. % is calculated as Quantity/Base number*100

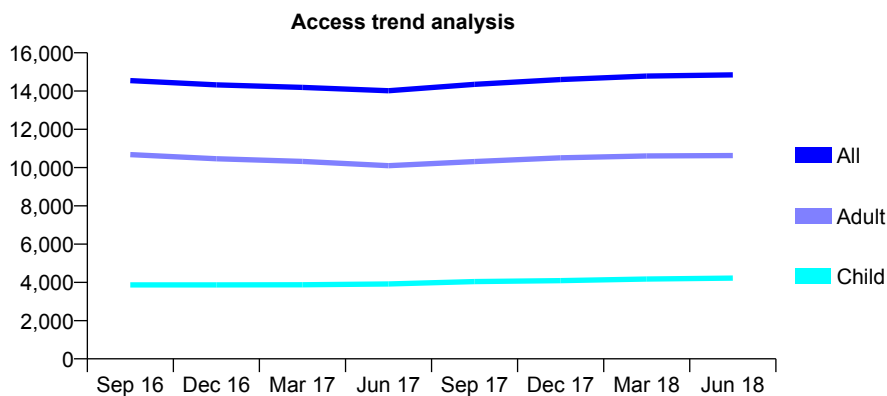
Q63 - Vital Signs At a Glance Contract Report for 186228/0001 - June 2018

Name or company name	Bexleyheath Dental Practice Ltd
Contract type name	GDS Contract
Purpose of contract	General
Contract start date	01/04/2010
Contract end date	

18/19 Contracted general activity (UDA)	32,882
Carry forward general activity (UDA)	0
18/19 Contracted orthodontic activity (UOA)	0
Carry forward orthodontic activity (UOA)	0
Baseline contract value	£983,094.70

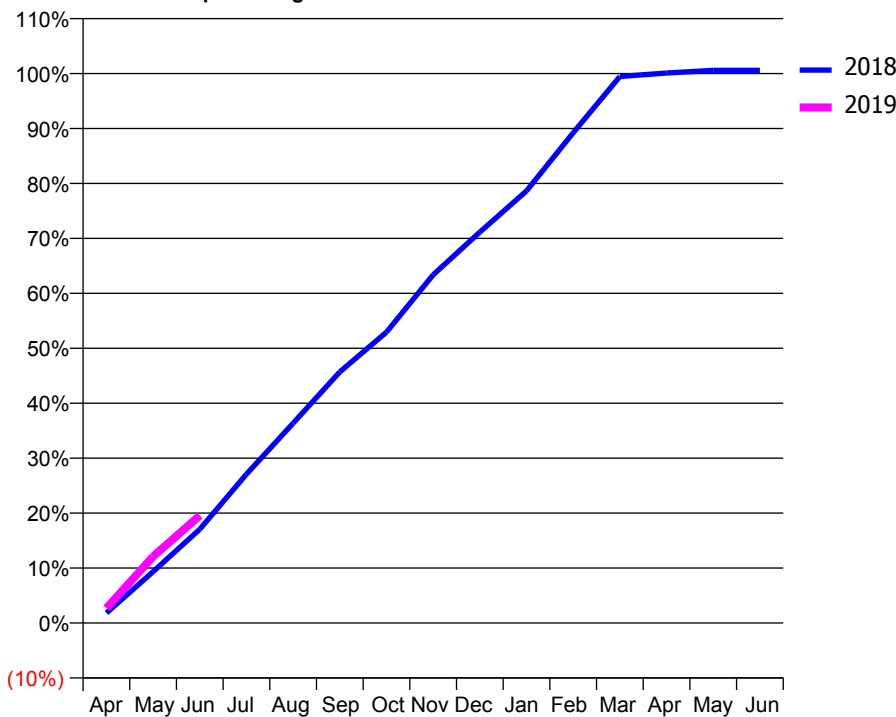
ACCESS*

Patients seen in 24 months	Total	Change since previous quarter
Quarter ending June 2017	14,016	
Quarter ending September 2017	14,353	↑
Quarter ending December 2017	14,604	→
Quarter ending March 2018	14,781	→
Quarter ending June 2018	14,848	→
Variance since June 2017	5.9%	↑



ACTIVITY

Cumulative percentage of contracted UDA delivered 2018 & 2019



Adjusted Scheduled Activity (UDA)		
Month	2018	2019
April	605	890
May	3,074	3,990
June	5,616	6,439
July	8,905	
August	11,961	
September	15,033	
October	17,408	
November	20,836	
December	23,396	
January	25,854	
February	29,336	
March	32,701	
April	32,912	
May	33,069	
June	33,072	

QUALITY

	Quantity	Base Number	Contract	AT	Region	England
% of FP17s for the same patient ID Re-attending within 3 months - Children	67	1,097	6.1%	9.8%	11.5%	11.5%
% of FP17s for the same patient ID Re-attending within 3 months - Adults	258	2,321	11.1%	15.4%	16.6%	15.4%
% of FP17s for the same patient ID Re-attending between 3 & 9 months - Children	446	1,097	40.7%	49.2%	48.8%	58.9%
% of FP17s for the same patient ID Re-attending between 3 & 9 months - Adults	662	2,321	28.5%	39.1%	39.3%	51.6%
% of FP17s for Band 1 Urgent Courses	318	3,220	9.9%	10.0%	10.6%	8.9%
% of FP17s Relating to Free Repair or Replacements	7	3,220	0.2%	0.6%	0.5%	0.8%
% of FP17s Relating to Continuations	15	3,220	0.5%	0.9%	0.7%	0.9%
% of Patients satisfied with the dentistry they have received	8	8	N/A	91.6%	90.4%	93.2%
% of Patients satisfied with the time they had to wait for an appointment	8	8	N/A	88.0%	85.3%	88.8%

* This is based on patients treated on this contract for their most recent course of treatment. Figures in italics indicate the base number of FP17s or Patient Questionnaire responses are less than 100. N/A is shown where the base number of responses is less than 10 during the period. % is calculated as Quantity/Base number*100

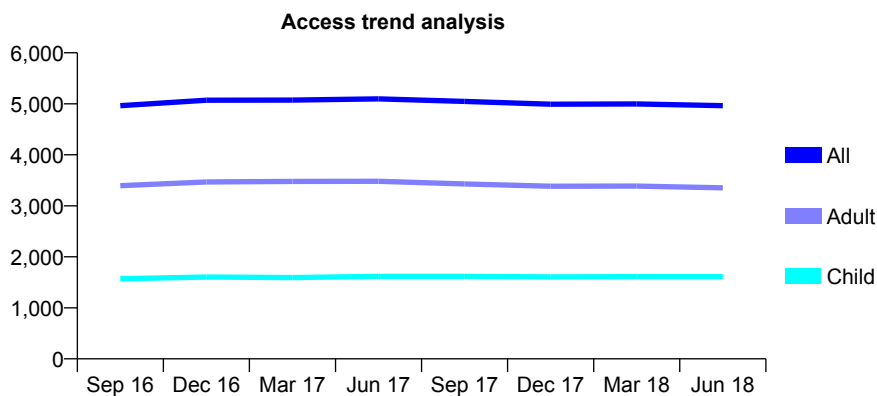
Q63 - Vital Signs At a Glance Contract Report for 186910/0001 - June 2018

Name or company name	Dentistree Battersea
Contract type name	GDS Contract
Purpose of contract	General
Contract start date	28/03/2013
Contract end date	

18/19 Contracted general activity (UDA)	11,500
Carry forward general activity (UDA)	0
18/19 Contracted orthodontic activity (UOA)	0
Carry forward orthodontic activity (UOA)	0
Baseline contract value	£324,102.83

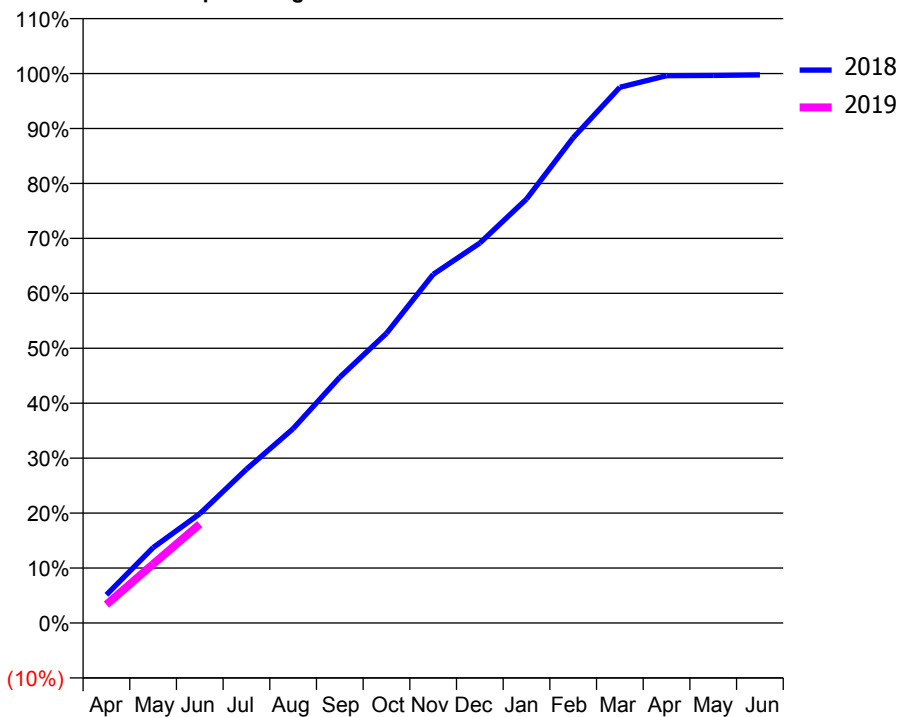
ACCESS*

Patients seen in 24 months	Total	Change since previous quarter
Quarter ending June 2017	5,096	
Quarter ending September 2017	5,046	→
Quarter ending December 2017	4,992	↓
Quarter ending March 2018	4,998	→
Quarter ending June 2018	4,964	→
Variance since June 2017	(2.6%)	↓



ACTIVITY

Cumulative percentage of contracted UDA delivered 2018 & 2019



Month	Adjusted Scheduled Activity (UDA)	
	2018	2019
April	591	388
May	1,577	1,234
June	2,288	2,069
July	3,218	
August	4,068	
September	5,146	
October	6,063	
November	7,295	
December	7,951	
January	8,873	
February	10,156	
March	11,210	
April	11,455	
May	11,459	
June	11,472	

QUALITY

	Quantity	Base Number	Contract	AT	Region	England
% of FP17s for the same patient ID Re-attending within 3 months - Children	29	530	5.5%	9.8%	11.5%	11.5%
% of FP17s for the same patient ID Re-attending within 3 months - Adults	123	831	14.8%	15.4%	16.6%	15.4%
% of FP17s for the same patient ID Re-attending between 3 & 9 months - Children	353	530	66.6%	49.2%	48.8%	58.9%
% of FP17s for the same patient ID Re-attending between 3 & 9 months - Adults	346	831	41.6%	39.1%	39.3%	51.6%
% of FP17s for Band 1 Urgent Courses	131	1,208	10.8%	10.0%	10.6%	8.9%
% of FP17s Relating to Free Repair or Replacements	7	1,208	0.6%	0.6%	0.5%	0.8%
% of FP17s Relating to Continuations	4	1,208	0.3%	0.9%	0.7%	0.9%
% of Patients satisfied with the dentistry they have received	1	1	N/A	91.6%	90.4%	93.2%
% of Patients satisfied with the time they had to wait for an appointment	1	1	N/A	88.0%	85.3%	88.8%

* This is based on patients treated on this contract for their most recent course of treatment. Figures in italics indicate the base number of FP17s or Patient Questionnaire responses are less than 100. N/A is shown where the base number of responses is less than 10 during the period. % is calculated as Quantity/Base number*100

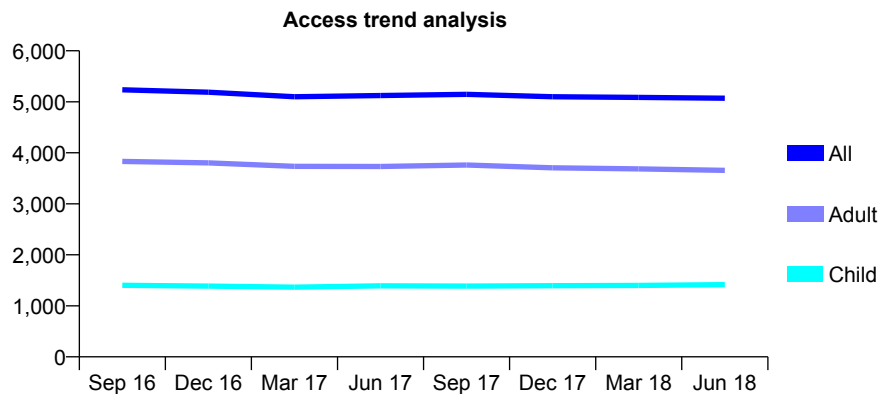
Q63 - Vital Signs At a Glance Contract Report for 186937/0001 - June 2018

Name or company name	Dr A.K. Patel & Dr S.N. Patel
Contract type name	GDS Contract
Purpose of contract	General
Contract start date	01/03/2008
Contract end date	

18/19 Contracted general activity (UDA)	15,553
Carry forward general activity (UDA)	0
18/19 Contracted orthodontic activity (UOA)	0
Carry forward orthodontic activity (UOA)	0
Baseline contract value	£440,723.00

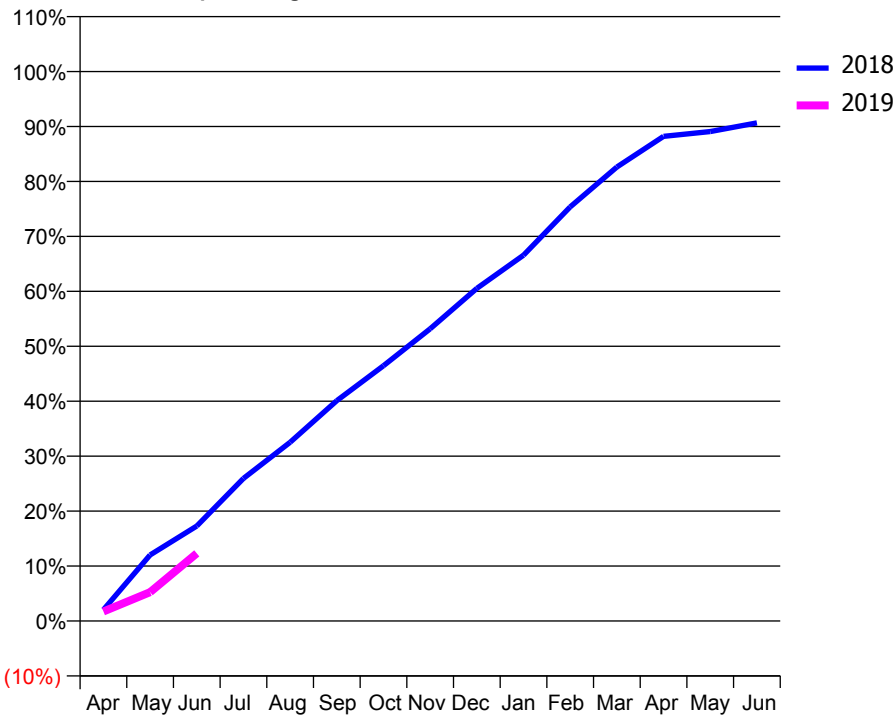
ACCESS*

Patients seen in 24 months	Total	Change since previous quarter
Quarter ending June 2017	5,124	
Quarter ending September 2017	5,147	→
Quarter ending December 2017	5,099	→
Quarter ending March 2018	5,086	→
Quarter ending June 2018	5,071	→
Variance since June 2017	(1.0%)	↓



ACTIVITY

Cumulative percentage of contracted UDA delivered 2018 & 2019



Month	Adjusted Scheduled Activity (UDA)	
	2018	2019
April	319	269
May	1,870	816
June	2,691	1,917
July	4,037	
August	5,060	
September	6,236	
October	7,227	
November	8,273	
December	9,415	
January	10,353	
February	11,719	
March	12,849	
April	13,719	
May	13,854	
June	14,098	

QUALITY

	Quantity	Base Number	Contract	AT	Region	England
% of FP17s for the same patient ID Re-attending within 3 months - Children	44	459	9.6%	9.8%	11.5%	11.5%
% of FP17s for the same patient ID Re-attending within 3 months - Adults	150	934	16.1%	15.4%	16.6%	15.4%
% of FP17s for the same patient ID Re-attending between 3 & 9 months - Children	214	459	46.6%	49.2%	48.8%	58.9%
% of FP17s for the same patient ID Re-attending between 3 & 9 months - Adults	317	934	33.9%	39.1%	39.3%	51.6%
% of FP17s for Band 1 Urgent Courses	131	966	13.6%	10.0%	10.6%	8.9%
% of FP17s Relating to Free Repair or Replacements	13	966	1.3%	0.6%	0.5%	0.8%
% of FP17s Relating to Continuations	12	966	1.2%	0.9%	0.7%	0.9%
% of Patients satisfied with the dentistry they have received	1	1	N/A	91.6%	90.4%	93.2%
% of Patients satisfied with the time they had to wait for an appointment	1	1	N/A	88.0%	85.3%	88.8%

* This is based on patients treated on this contract for their most recent course of treatment. Figures in italics indicate the base number of FP17s or Patient Questionnaire responses are less than 100. N/A is shown where the base number of responses is less than 10 during the period. % is calculated as Quantity/Base number*100

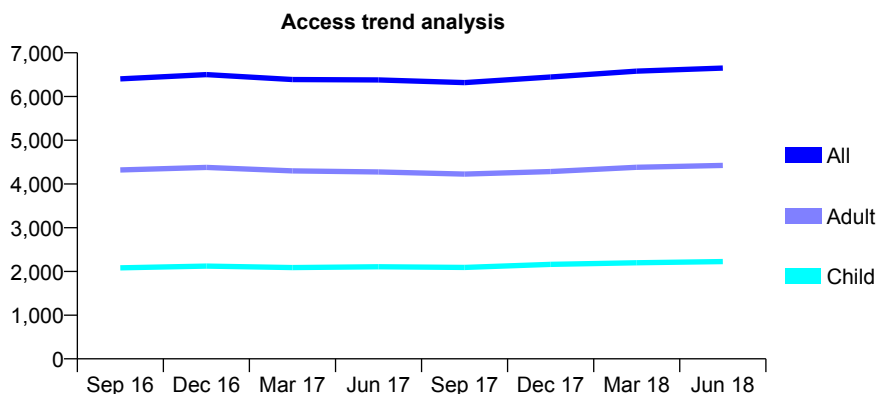
Q63 - Vital Signs At a Glance Contract Report for 187054/0001 - June 2018

Name or company name	Dr Jiten Patel and Dr Svinita Rina Bhavna f
Contract type name	GDS Contract
Purpose of contract	General
Contract start date	06/02/2014
Contract end date	

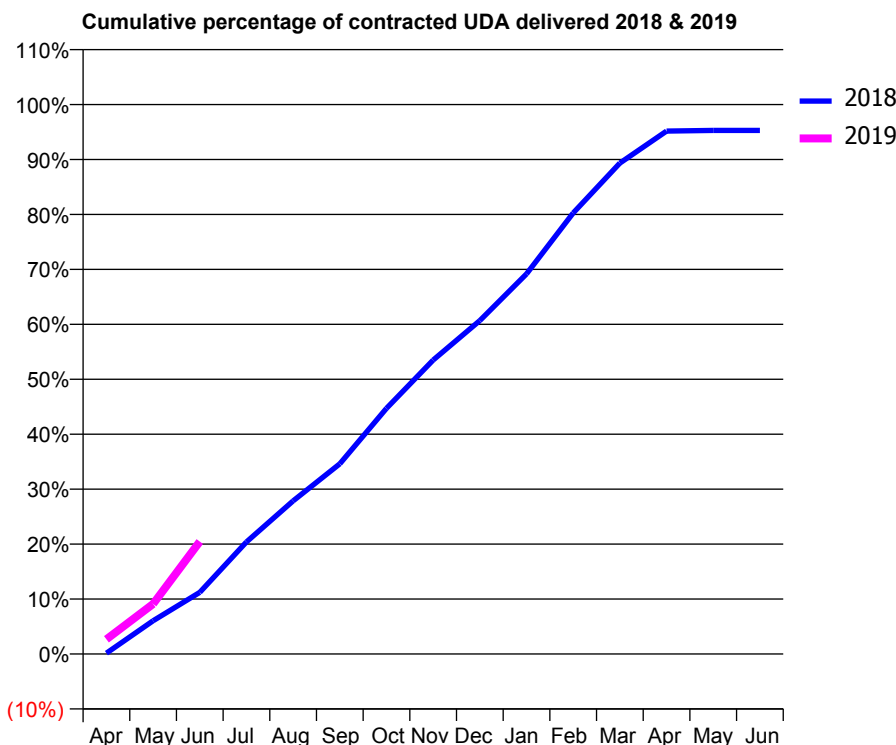
18/19 Contracted general activity (UDA)	14,029
Carry forward general activity (UDA)	0
18/19 Contracted orthodontic activity (UOA)	0
Carry forward orthodontic activity (UOA)	0
Baseline contract value	£336,915.26

ACCESS*

Patients seen in 24 months	Total	Change since previous quarter
Quarter ending June 2017	6,380	
Quarter ending September 2017	6,319	→
Quarter ending December 2017	6,447	↑
Quarter ending March 2018	6,581	↑
Quarter ending June 2018	6,650	→
Variance since June 2017	4.2%	↑



ACTIVITY



Adjusted Scheduled Activity (UDA)		
Month	2018	2019
April	22	375
May	848	1,278
June	1,576	2,870
July	2,861	
August	3,911	
September	4,855	
October	6,272	
November	7,505	
December	8,514	
January	9,704	
February	11,259	
March	12,533	
April	13,349	
May	13,367	
June	13,367	

QUALITY

	Quantity	Base Number	Contract	AT	Region	England
% of FP17s for the same patient ID Re-attending within 3 months - Children	41	733	5.6%	9.8%	11.5%	11.5%
% of FP17s for the same patient ID Re-attending within 3 months - Adults	167	1,265	13.2%	15.4%	16.6%	15.4%
% of FP17s for the same patient ID Re-attending between 3 & 9 months - Children	387	733	52.8%	49.2%	48.8%	58.9%
% of FP17s for the same patient ID Re-attending between 3 & 9 months - Adults	500	1,265	39.5%	39.1%	39.3%	51.6%
% of FP17s for Band 1 Urgent Courses	186	1,608	11.6%	10.0%	10.6%	8.9%
% of FP17s Relating to Free Repair or Replacements	6	1,608	0.4%	0.6%	0.5%	0.8%
% of FP17s Relating to Continuations	4	1,608	0.2%	0.9%	0.7%	0.9%
% of Patients satisfied with the dentistry they have received	4	4	N/A	91.6%	90.4%	93.2%
% of Patients satisfied with the time they had to wait for an appointment	3	4	N/A	88.0%	85.3%	88.8%

* This is based on patients treated on this contract for their most recent course of treatment. Figures in italics indicate the base number of FP17s or Patient Questionnaire responses are less than 100. N/A is shown where the base number of responses is less than 10 during the period. % is calculated as Quantity/Base number*100

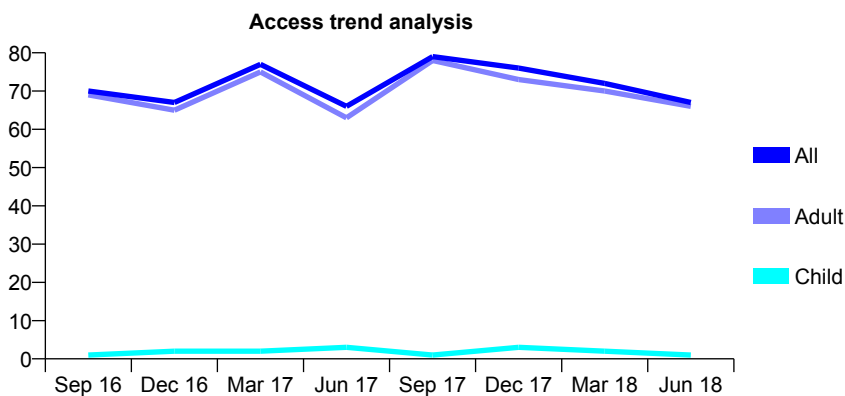
Q63 - Vital Signs At a Glance Contract Report for 187100/0001 - June 2018

Name or company name	V Jasani-DwSI Endodontics
Contract type name	PDS Contract
Purpose of contract	General
Contract start date	20/04/2009
Contract end date	31/03/2019

18/19 Contracted general activity (UDA)	300
Carry forward general activity (UDA)	0
18/19 Contracted orthodontic activity (UOA)	0
Carry forward orthodontic activity (UOA)	0
Baseline contract value	£41,945.07

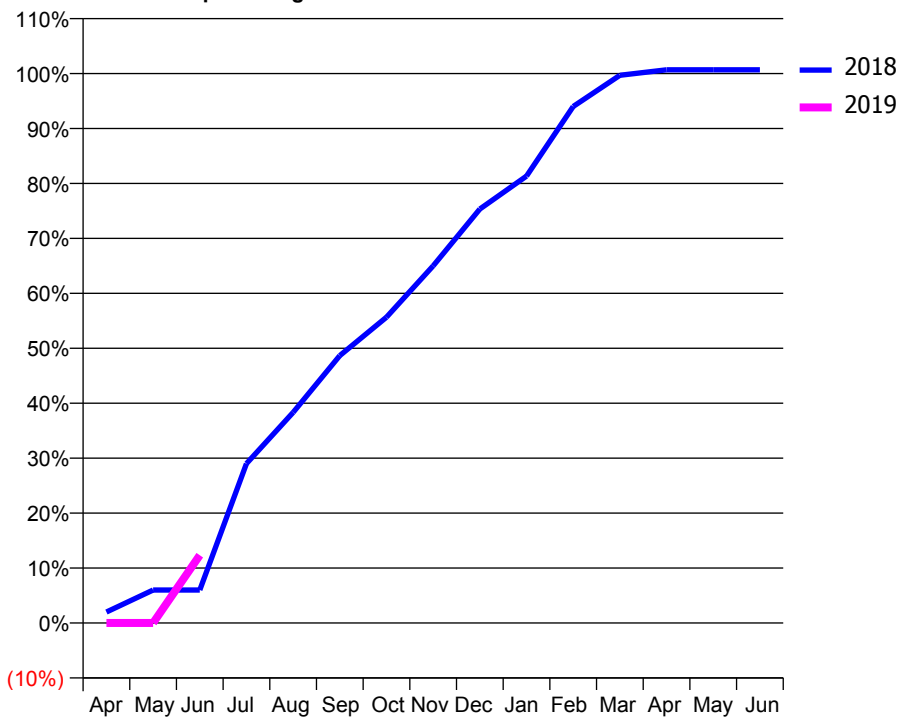
ACCESS*

Patients seen in 24 months	Total	Change since previous quarter
Quarter ending June 2017	66	
Quarter ending September 2017	79	↑
Quarter ending December 2017	76	↓
Quarter ending March 2018	72	↓
Quarter ending June 2018	67	↓
Variance since June 2017	1.5%	→



ACTIVITY

Cumulative percentage of contracted UDA delivered 2018 & 2019



Adjusted Scheduled Activity (UDA)

Month	2018	2019
April	6	0
May	18	0
June	18	37
July	87	
August	115	
September	146	
October	167	
November	195	
December	226	
January	244	
February	282	
March	299	
April	302	
May	302	
June	302	

QUALITY

	Quantity	Base Number	Contract	AT	Region	England
% of FP17s for the same patient ID Re-attending within 3 months - Children	0	2	0.0%	9.8%	11.5%	11.5%
% of FP17s for the same patient ID Re-attending within 3 months - Adults	0	12	0.0%	15.4%	16.6%	15.4%
% of FP17s for the same patient ID Re-attending between 3 & 9 months - Children	0	2	0.0%	49.2%	48.8%	58.9%
% of FP17s for the same patient ID Re-attending between 3 & 9 months - Adults	0	12	0.0%	39.1%	39.3%	51.6%
% of FP17s for Band 1 Urgent Courses	0	13	0.0%	10.0%	10.6%	8.9%
% of FP17s Relating to Free Repair or Replacements	0	13	0.0%	0.6%	0.5%	0.8%
% of FP17s Relating to Continuations	0	13	0.0%	0.9%	0.7%	0.9%
% of Patients satisfied with the dentistry they have received	0	0	N/A	91.6%	90.4%	93.2%
% of Patients satisfied with the time they had to wait for an appointment	0	0	N/A	88.0%	85.3%	88.8%

* This is based on patients treated on this contract for their most recent course of treatment. Figures in italics indicate the base number of FP17s or Patient Questionnaire responses are less than 100. N/A is shown where the base number of responses is less than 10 during the period. % is calculated as Quantity/Base number*100

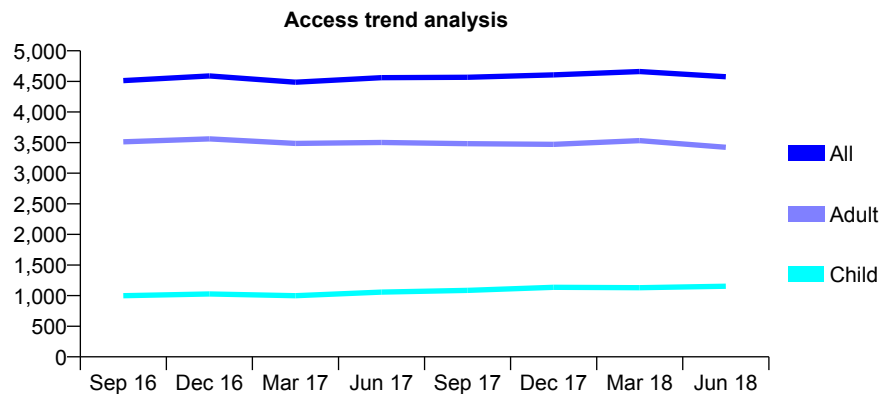
Q63 - Vital Signs At a Glance Contract Report for 187488/0001 - June 2018

Name or company name	Purley Dental Care
Contract type name	GDS Contract
Purpose of contract	General
Contract start date	20/06/2012
Contract end date	

18/19 Contracted general activity (UDA)	10,771
Carry forward general activity (UDA)	0
18/19 Contracted orthodontic activity (UOA)	0
Carry forward orthodontic activity (UOA)	0
Baseline contract value	£244,079.97

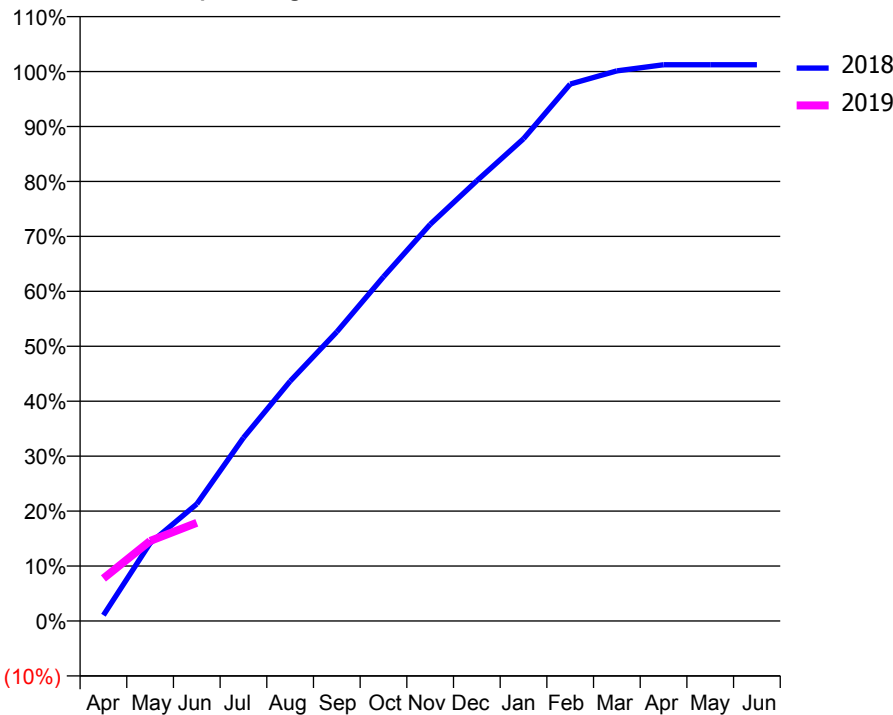
ACCESS*

Patients seen in 24 months	Total	Change since previous quarter
Quarter ending June 2017	4,561	
Quarter ending September 2017	4,568	→
Quarter ending December 2017	4,607	→
Quarter ending March 2018	4,662	→
Quarter ending June 2018	4,577	↓
Variance since June 2017	0.4%	→



ACTIVITY

Cumulative percentage of contracted UDA delivered 2018 & 2019



Month	Adjusted Scheduled Activity (UDA)	
	2018	2019
April	114	836
May	1,526	1,569
June	2,293	1,925
July	3,591	
August	4,700	
September	5,668	
October	6,747	
November	7,775	
December	8,629	
January	9,452	
February	10,524	
March	10,783	
April	10,904	
May	10,904	
June	10,904	

QUALITY

	Quantity	Base Number	Contract	AT	Region	England
% of FP17s for the same patient ID Re-attending within 3 months - Children	11	274	4.0%	9.8%	11.5%	11.5%
% of FP17s for the same patient ID Re-attending within 3 months - Adults	40	670	6.0%	15.4%	16.6%	15.4%
% of FP17s for the same patient ID Re-attending between 3 & 9 months - Children	125	274	45.6%	49.2%	48.8%	58.9%
% of FP17s for the same patient ID Re-attending between 3 & 9 months - Adults	334	670	49.9%	39.1%	39.3%	51.6%
% of FP17s for Band 1 Urgent Courses	62	896	6.9%	10.0%	10.6%	8.9%
% of FP17s Relating to Free Repair or Replacements	5	896	0.6%	0.6%	0.5%	0.8%
% of FP17s Relating to Continuations	6	896	0.7%	0.9%	0.7%	0.9%
% of Patients satisfied with the dentistry they have received	1	1	N/A	91.6%	90.4%	93.2%
% of Patients satisfied with the time they had to wait for an appointment	1	1	N/A	88.0%	85.3%	88.8%

* This is based on patients treated on this contract for their most recent course of treatment. Figures in italics indicate the base number of FP17s or Patient Questionnaire responses are less than 100. N/A is shown where the base number of responses is less than 10 during the period. % is calculated as Quantity/Base number*100

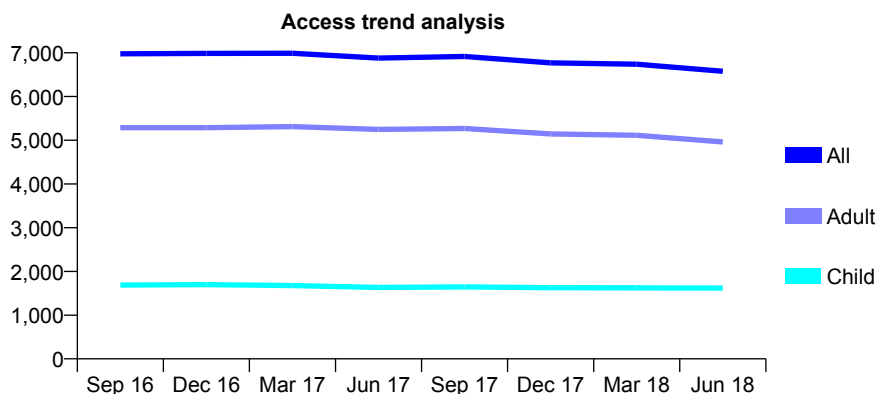
Q63 - Vital Signs At a Glance Contract Report for 188794/0001 - June 2018

Name or company name	Dr P Patel & Dr R Chadha
Contract type name	GDS Contract
Purpose of contract	General
Contract start date	01/04/2014
Contract end date	

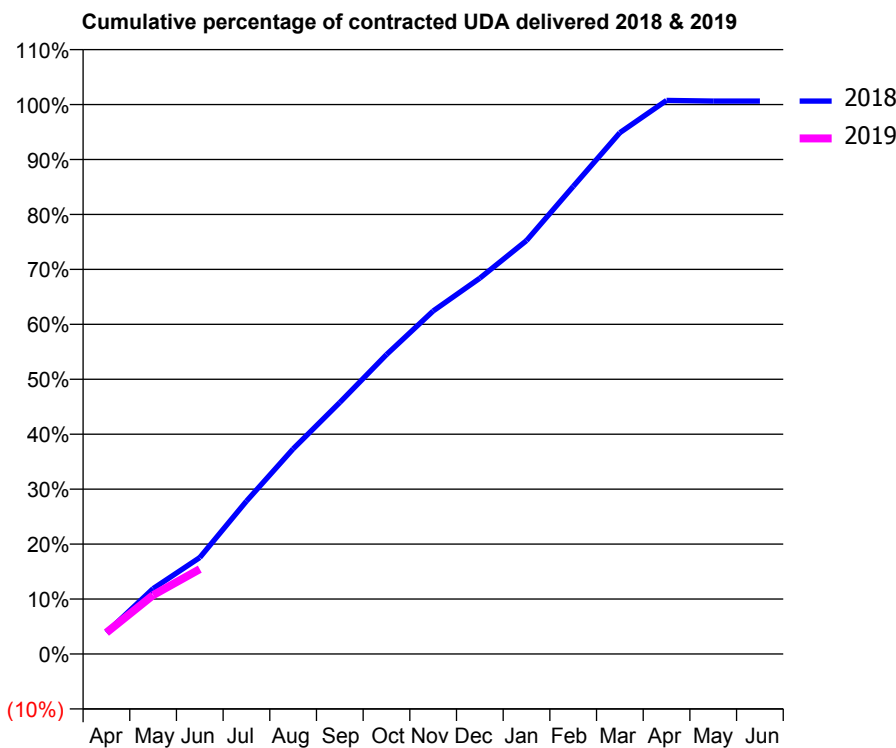
18/19 Contracted general activity (UDA)	17,100
Carry forward general activity (UDA)	0
18/19 Contracted orthodontic activity (UOA)	0
Carry forward orthodontic activity (UOA)	0
Baseline contract value	£601,988.96

ACCESS*

Patients seen in 24 months	Total	Change since previous quarter
Quarter ending June 2017	6,880	
Quarter ending September 2017	6,916	→
Quarter ending December 2017	6,771	↓
Quarter ending March 2018	6,738	→
Quarter ending June 2018	6,579	↓
Variance since June 2017	(4.4%)	↓



ACTIVITY



Month	Adjusted Scheduled Activity (UDA)	
	2018	2019
April	670	664
May	2,036	1,832
June	3,004	2,642
July	4,758	
August	6,386	
September	7,830	
October	9,319	
November	10,676	
December	11,694	
January	12,867	
February	14,550	
March	16,221	
April	17,226	
May	17,205	
June	17,206	

QUALITY

	Quantity	Base Number	Contract	AT	Region	England
% of FP17s for the same patient ID Re-attending within 3 months - Children	45	464	9.7%	9.8%	11.5%	11.5%
% of FP17s for the same patient ID Re-attending within 3 months - Adults	193	1,102	17.5%	15.4%	16.6%	15.4%
% of FP17s for the same patient ID Re-attending between 3 & 9 months - Children	186	464	40.1%	49.2%	48.8%	58.9%
% of FP17s for the same patient ID Re-attending between 3 & 9 months - Adults	400	1,102	36.3%	39.1%	39.3%	51.6%
% of FP17s for Band 1 Urgent Courses	167	1,259	13.3%	10.0%	10.6%	8.9%
% of FP17s Relating to Free Repair or Replacements	5	1,259	0.4%	0.6%	0.5%	0.8%
% of FP17s Relating to Continuations	16	1,259	1.3%	0.9%	0.7%	0.9%
% of Patients satisfied with the dentistry they have received	3	4	N/A	91.6%	90.4%	93.2%
% of Patients satisfied with the time they had to wait for an appointment	3	4	N/A	88.0%	85.3%	88.8%

* This is based on patients treated on this contract for their most recent course of treatment. Figures in italics indicate the base number of FP17s or Patient Questionnaire responses are less than 100. N/A is shown where the base number of responses is less than 10 during the period. % is calculated as Quantity/Base number*100

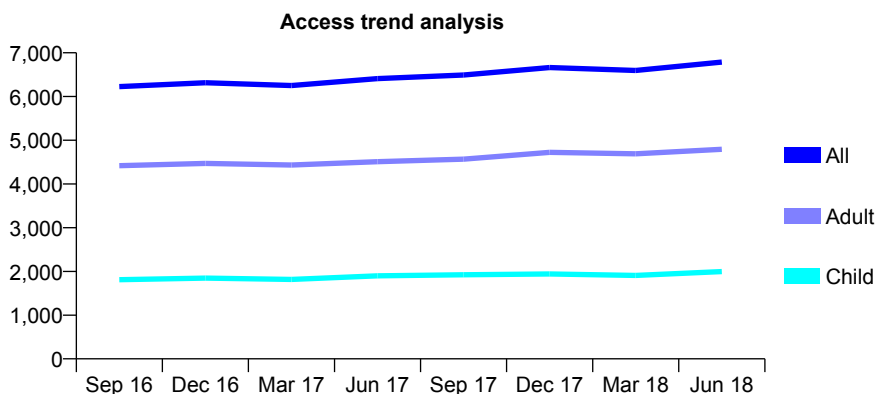
Q63 - Vital Signs At a Glance Contract Report for 188824/0001 - June 2018

Name or company name	Dr S Balachandran and Dr D Chellappah
Contract type name	GDS Contract
Purpose of contract	General
Contract start date	01/01/2013
Contract end date	

18/19 Contracted general activity (UDA)	18,000
Carry forward general activity (UDA)	0
18/19 Contracted orthodontic activity (UOA)	0
Carry forward orthodontic activity (UOA)	0
Baseline contract value	£469,964.41

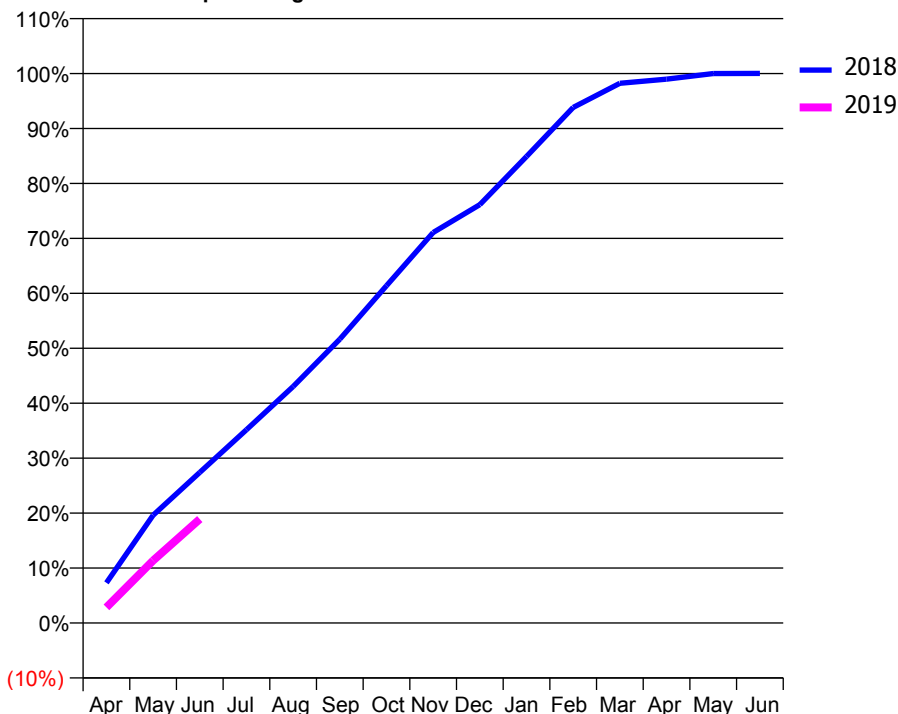
ACCESS*

Patients seen in 24 months	Total	Change since previous quarter
Quarter ending June 2017	6,411	
Quarter ending September 2017	6,491	→
Quarter ending December 2017	6,664	↑
Quarter ending March 2018	6,597	↓
Quarter ending June 2018	6,788	↑
Variance since June 2017	5.9%	↑



ACTIVITY

Cumulative percentage of contracted UDA delivered 2018 & 2019



Adjusted Scheduled Activity (UDA)

Month	2018	2019
April	1,319	512
May	3,532	2,046
June	4,932	3,407
July	6,333	
August	7,748	
September	9,298	
October	11,048	
November	12,793	
December	13,703	
January	15,283	
February	16,890	
March	17,678	
April	17,814	
May	18,000	
June	18,001	

QUALITY

	Quantity	Base Number	Contract	AT	Region	England
% of FP17s for the same patient ID Re-attending within 3 months - Children	34	754	4.5%	9.8%	11.5%	11.5%
% of FP17s for the same patient ID Re-attending within 3 months - Adults	92	1,183	7.8%	15.4%	16.6%	15.4%
% of FP17s for the same patient ID Re-attending between 3 & 9 months - Children	424	754	56.2%	49.2%	48.8%	58.9%
% of FP17s for the same patient ID Re-attending between 3 & 9 months - Adults	541	1,183	45.7%	39.1%	39.3%	51.6%
% of FP17s for Band 1 Urgent Courses	169	1,802	9.4%	10.0%	10.6%	8.9%
% of FP17s Relating to Free Repair or Replacements	12	1,802	0.7%	0.6%	0.5%	0.8%
% of FP17s Relating to Continuations	0	1,802	0.0%	0.9%	0.7%	0.9%
% of Patients satisfied with the dentistry they have received	1	1	N/A	91.6%	90.4%	93.2%
% of Patients satisfied with the time they had to wait for an appointment	1	1	N/A	88.0%	85.3%	88.8%

* This is based on patients treated on this contract for their most recent course of treatment. Figures in italics indicate the base number of FP17s or Patient Questionnaire responses are less than 100. N/A is shown where the base number of responses is less than 10 during the period. % is calculated as Quantity/Base number*100

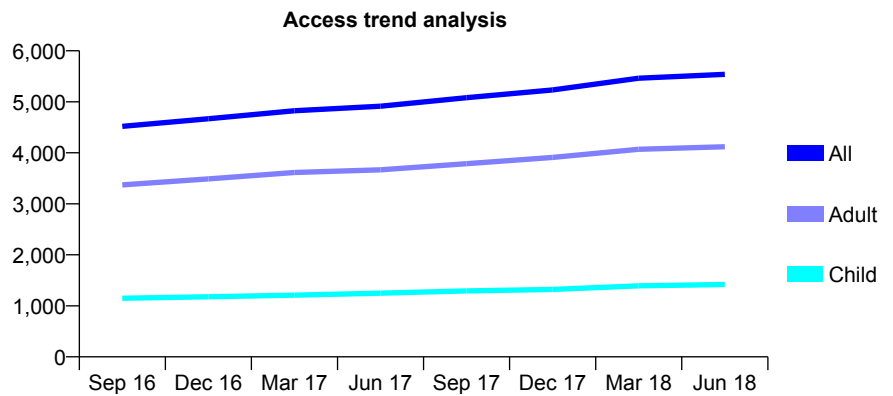
Q63 - Vital Signs At a Glance Contract Report for 189006/0001 - June 2018

Name or company name	Smile 4U Limited
Contract type name	GDS Contract
Purpose of contract	General
Contract start date	04/01/2010
Contract end date	

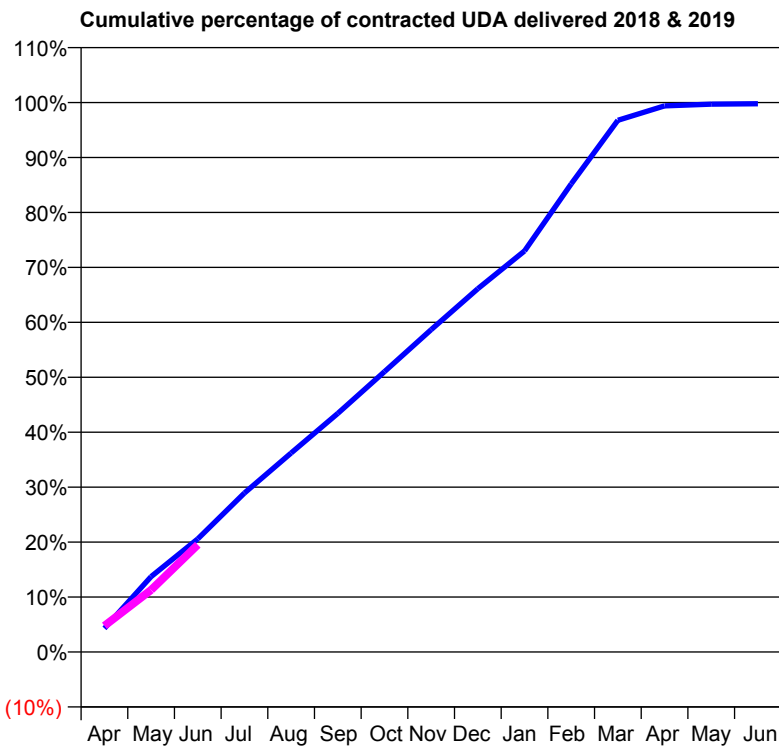
18/19 Contracted general activity (UDA)	14,250
Carry forward general activity (UDA)	0
18/19 Contracted orthodontic activity (UOA)	0
Carry forward orthodontic activity (UOA)	0
Baseline contract value	£365,251.30

ACCESS*

Patients seen in 24 months	Total	Change since previous quarter
Quarter ending June 2017	4,914	
Quarter ending September 2017	5,081	↑
Quarter ending December 2017	5,232	↑
Quarter ending March 2018	5,462	↑
Quarter ending June 2018	5,538	→
Variance since June 2017	12.7%	↑



ACTIVITY



Adjusted Scheduled Activity (UDA)		
Month	2018	2019
April	614	680
May	1,954	1,610
June	2,936	2,783
July	4,123	
August	5,160	
September	6,189	
October	7,272	
November	8,359	
December	9,420	
January	10,401	
February	12,139	
March	13,791	
April	14,164	
May	14,206	
June	14,218	

QUALITY

	Quantity	Base Number	Contract	AT	Region	England
% of FP17s for the same patient ID Re-attending within 3 months - Children	21	444	4.7%	9.8%	11.5%	11.5%
% of FP17s for the same patient ID Re-attending within 3 months - Adults	134	1,073	12.5%	15.4%	16.6%	15.4%
% of FP17s for the same patient ID Re-attending between 3 & 9 months - Children	244	444	55.0%	49.2%	48.8%	58.9%
% of FP17s for the same patient ID Re-attending between 3 & 9 months - Adults	477	1,073	44.5%	39.1%	39.3%	51.6%
% of FP17s for Band 1 Urgent Courses	155	1,318	11.8%	10.0%	10.6%	8.9%
% of FP17s Relating to Free Repair or Replacements	8	1,318	0.6%	0.6%	0.5%	0.8%
% of FP17s Relating to Continuations	5	1,318	0.4%	0.9%	0.7%	0.9%
% of Patients satisfied with the dentistry they have received	2	2	N/A	91.6%	90.4%	93.2%
% of Patients satisfied with the time they had to wait for an appointment	2	2	N/A	88.0%	85.3%	88.8%

* This is based on patients treated on this contract for their most recent course of treatment. Figures in italics indicate the base number of FP17s or Patient Questionnaire responses are less than 100. N/A is shown where the base number of responses is less than 10 during the period. % is calculated as Quantity/Base number*100

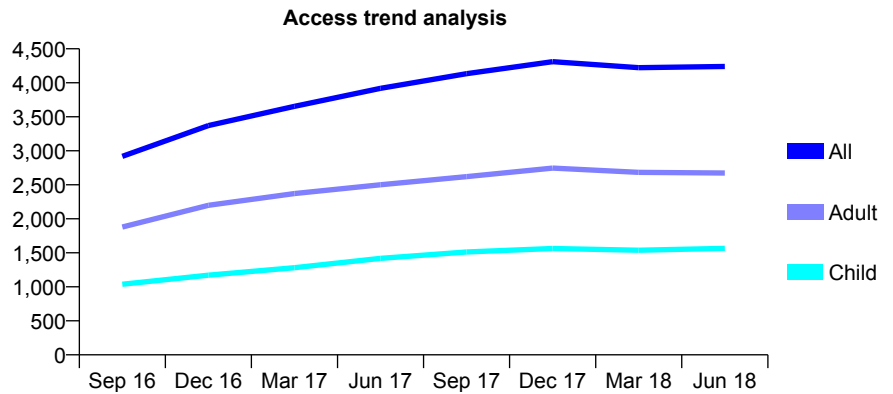
Q63 - Vital Signs At a Glance Contract Report for 192090/0001 - June 2018

Name or company name	Oasis Dental Care
Contract type name	GDS Contract
Purpose of contract	General
Contract start date	01/01/2016
Contract end date	

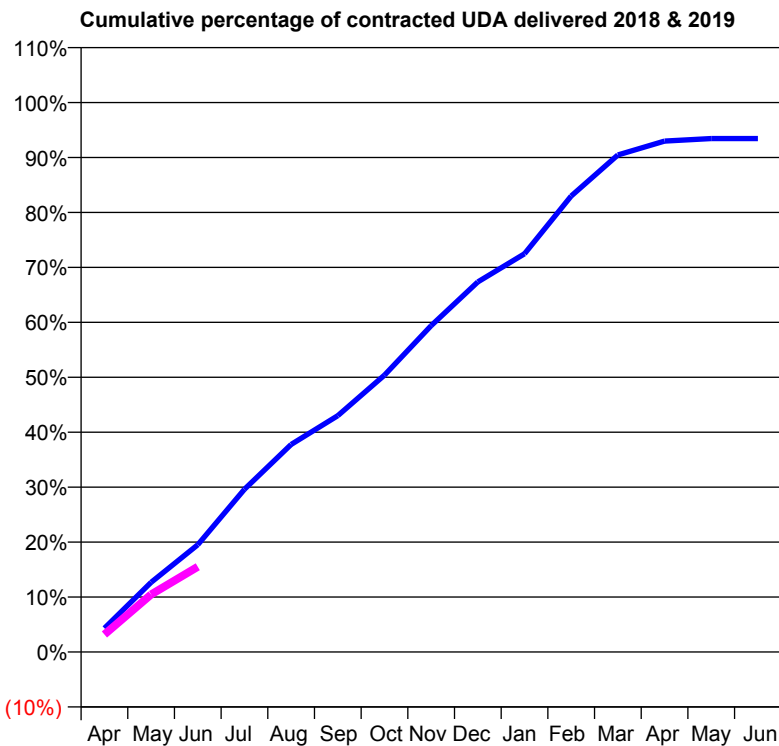
18/19 Contracted general activity (UDA)	12,796
Carry forward general activity (UDA)	0
18/19 Contracted orthodontic activity (UOA)	0
Carry forward orthodontic activity (UOA)	0
Baseline contract value	£368,116.71

ACCESS*

Patients seen in 24 months	Total	Change since previous quarter
Quarter ending June 2017	3,919	
Quarter ending September 2017	4,134	↑
Quarter ending December 2017	4,310	↑
Quarter ending March 2018	4,222	↓
Quarter ending June 2018	4,240	→
Variance since June 2017	8.2%	↑



ACTIVITY



Month	2018	2019
April	554	408
May	1,622	1,339
June	2,499	1,985
July	3,789	
August	4,833	
September	5,503	
October	6,447	
November	7,600	
December	8,619	
January	9,274	
February	10,619	
March	11,576	
April	11,897	
May	11,955	
June	11,955	

QUALITY

	Quantity	Base Number	Contract	AT	Region	England
% of FP17s for the same patient ID Re-attending within 3 months - Children	30	511	5.9%	9.8%	11.5%	11.5%
% of FP17s for the same patient ID Re-attending within 3 months - Adults	78	705	11.1%	15.4%	16.6%	15.4%
% of FP17s for the same patient ID Re-attending between 3 & 9 months - Children	256	511	50.1%	49.2%	48.8%	58.9%
% of FP17s for the same patient ID Re-attending between 3 & 9 months - Adults	372	705	52.8%	39.1%	39.3%	51.6%
% of FP17s for Band 1 Urgent Courses	71	944	7.5%	10.0%	10.6%	8.9%
% of FP17s Relating to Free Repair or Replacements	1	944	0.1%	0.6%	0.5%	0.8%
% of FP17s Relating to Continuations	9	944	1.0%	0.9%	0.7%	0.9%
% of Patients satisfied with the dentistry they have received	1	1	N/A	91.6%	90.4%	93.2%
% of Patients satisfied with the time they had to wait for an appointment	1	1	N/A	88.0%	85.3%	88.8%

* This is based on patients treated on this contract for their most recent course of treatment. Figures in italics indicate the base number of FP17s or Patient Questionnaire responses are less than 100. N/A is shown where the base number of responses is less than 10 during the period. % is calculated as Quantity/Base number*100

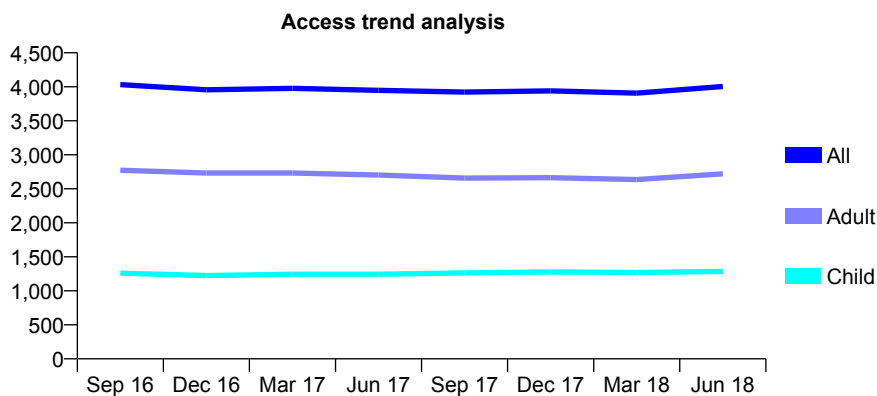
Q63 - Vital Signs At a Glance Contract Report for 192112/0001 - June 2018

Name or company name	Ark G Surgeries Ltd
Contract type name	GDS Contract
Purpose of contract	General
Contract start date	01/11/2012
Contract end date	

18/19 Contracted general activity (UDA)	14,539
Carry forward general activity (UDA)	0
18/19 Contracted orthodontic activity (UOA)	0
Carry forward orthodontic activity (UOA)	0
Baseline contract value	£369,046.04

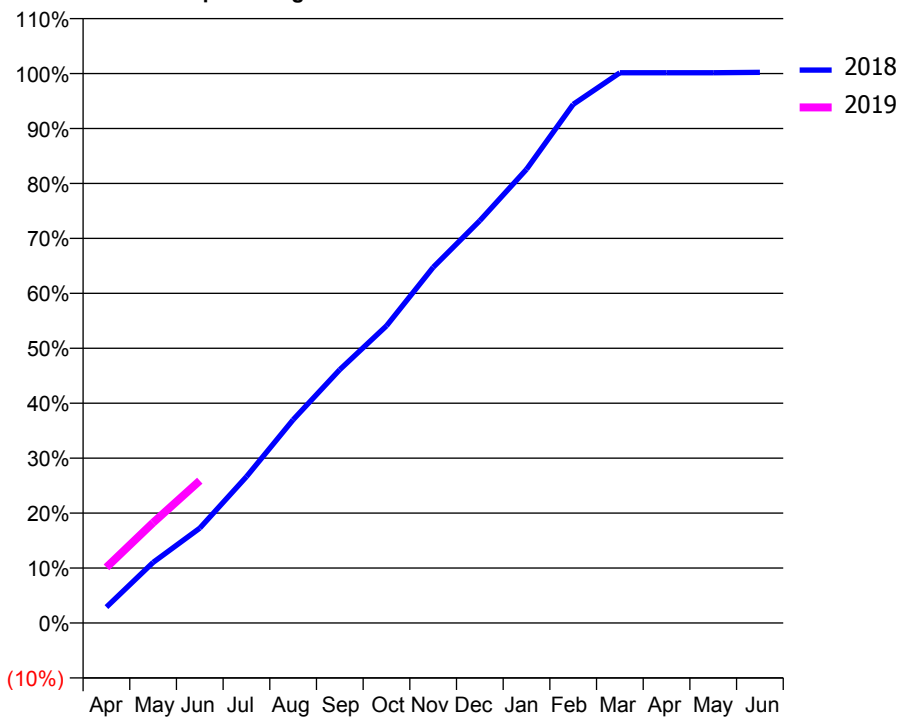
ACCESS*

Patients seen in 24 months	Total	Change since previous quarter
Quarter ending June 2017	3,948	
Quarter ending September 2017	3,922	→
Quarter ending December 2017	3,941	→
Quarter ending March 2018	3,906	→
Quarter ending June 2018	4,005	↑
Variance since June 2017	1.4%	→



ACTIVITY

Cumulative percentage of contracted UDA delivered 2018 & 2019



Adjusted Scheduled Activity (UDA)

Month	2018	2019
April	422	1,475
May	1,605	2,654
June	2,510	3,767
July	3,873	
August	5,380	
September	6,706	
October	7,862	
November	9,412	
December	10,647	
January	12,006	
February	13,722	
March	14,557	
April	14,557	
May	14,557	
June	14,569	

QUALITY

	Quantity	Base Number	Contract	AT	Region	England
% of FP17s for the same patient ID Re-attending within 3 months - Children	22	391	5.6%	9.8%	11.5%	11.5%
% of FP17s for the same patient ID Re-attending within 3 months - Adults	90	772	11.7%	15.4%	16.6%	15.4%
% of FP17s for the same patient ID Re-attending between 3 & 9 months - Children	142	391	36.3%	49.2%	48.8%	58.9%
% of FP17s for the same patient ID Re-attending between 3 & 9 months - Adults	270	772	35.0%	39.1%	39.3%	51.6%
% of FP17s for Band 1 Urgent Courses	82	942	8.7%	10.0%	10.6%	8.9%
% of FP17s Relating to Free Repair or Replacements	0	942	0.0%	0.6%	0.5%	0.8%
% of FP17s Relating to Continuations	5	942	0.5%	0.9%	0.7%	0.9%
% of Patients satisfied with the dentistry they have received	0	0	N/A	91.6%	90.4%	93.2%
% of Patients satisfied with the time they had to wait for an appointment	0	0	N/A	88.0%	85.3%	88.8%

* This is based on patients treated on this contract for their most recent course of treatment. Figures in italics indicate the base number of FP17s or Patient Questionnaire responses are less than 100. N/A is shown where the base number of responses is less than 10 during the period. % is calculated as Quantity/Base number*100

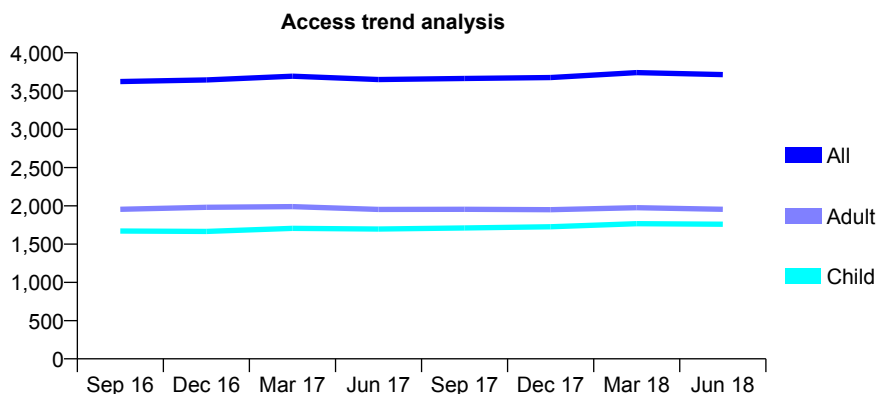
Q63 - Vital Signs At a Glance Contract Report for 192201/0001 - June 2018

Name or company name	Claremont Dental Practice
Contract type name	GDS Contract
Purpose of contract	General
Contract start date	01/05/2008
Contract end date	

18/19 Contracted general activity (UDA)	8,954
Carry forward general activity (UDA)	0
18/19 Contracted orthodontic activity (UOA)	0
Carry forward orthodontic activity (UOA)	0
Baseline contract value	£206,070.84

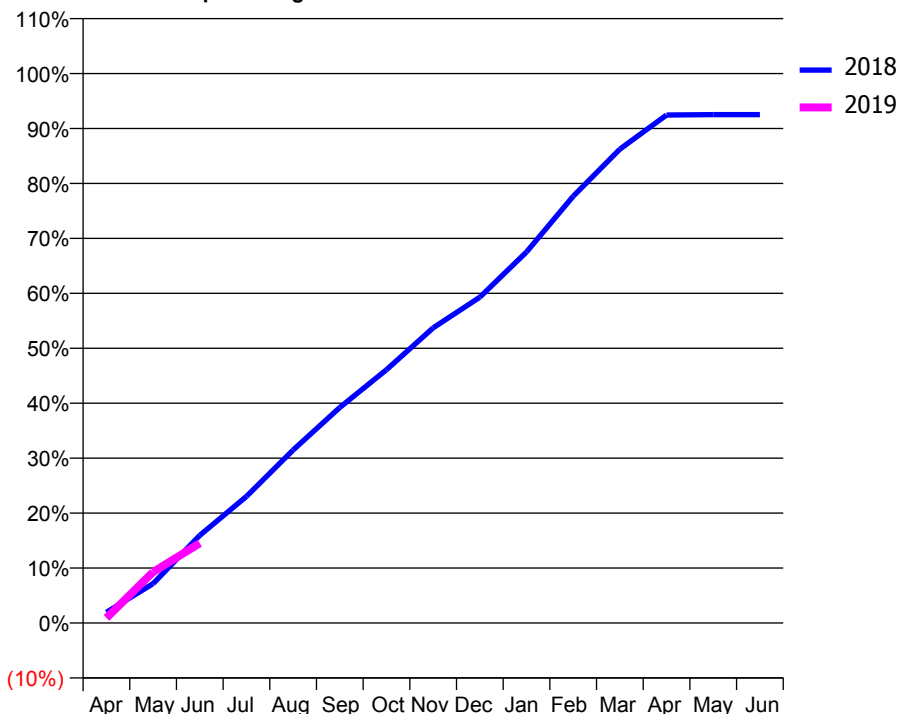
ACCESS*

Patients seen in 24 months	Total	Change since previous quarter
Quarter ending June 2017	3,650	
Quarter ending September 2017	3,665	→
Quarter ending December 2017	3,676	→
Quarter ending March 2018	3,741	→
Quarter ending June 2018	3,715	→
Variance since June 2017	1.8%	→



ACTIVITY

Cumulative percentage of contracted UDA delivered 2018 & 2019



Month	Adjusted Scheduled Activity (UDA)	
	2018	2019
April	174	84
May	643	831
June	1,429	1,300
July	2,063	
August	2,820	
September	3,513	
October	4,128	
November	4,809	
December	5,310	
January	6,047	
February	6,954	
March	7,720	
April	8,278	
May	8,284	
June	8,284	

QUALITY

	Quantity	Base Number	Contract	AT	Region	England
% of FP17s for the same patient ID Re-attending within 3 months - Children	25	605	4.1%	9.8%	11.5%	11.5%
% of FP17s for the same patient ID Re-attending within 3 months - Adults	48	596	8.1%	15.4%	16.6%	15.4%
% of FP17s for the same patient ID Re-attending between 3 & 9 months - Children	320	605	52.9%	49.2%	48.8%	58.9%
% of FP17s for the same patient ID Re-attending between 3 & 9 months - Adults	359	596	60.2%	39.1%	39.3%	51.6%
% of FP17s for Band 1 Urgent Courses	33	935	3.5%	10.0%	10.6%	8.9%
% of FP17s Relating to Free Repair or Replacements	6	935	0.6%	0.6%	0.5%	0.8%
% of FP17s Relating to Continuations	2	935	0.2%	0.9%	0.7%	0.9%
% of Patients satisfied with the dentistry they have received	2	2	N/A	91.6%	90.4%	93.2%
% of Patients satisfied with the time they had to wait for an appointment	2	2	N/A	88.0%	85.3%	88.8%

* This is based on patients treated on this contract for their most recent course of treatment. Figures in italics indicate the base number of FP17s or Patient Questionnaire responses are less than 100. N/A is shown where the base number of responses is less than 10 during the period. % is calculated as Quantity/Base number*100

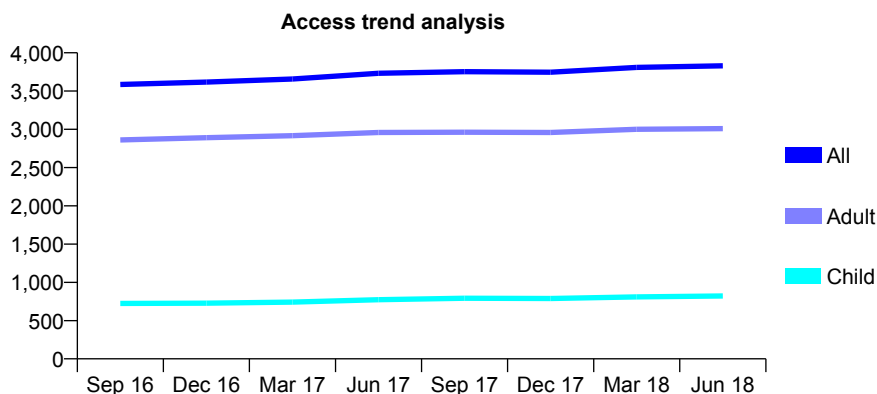
Q63 - Vital Signs At a Glance Contract Report for 192902/0001 - June 2018

Name or company name	I.J & S.C Fernandes
Contract type name	GDS Contract
Purpose of contract	General
Contract start date	17/04/2011
Contract end date	

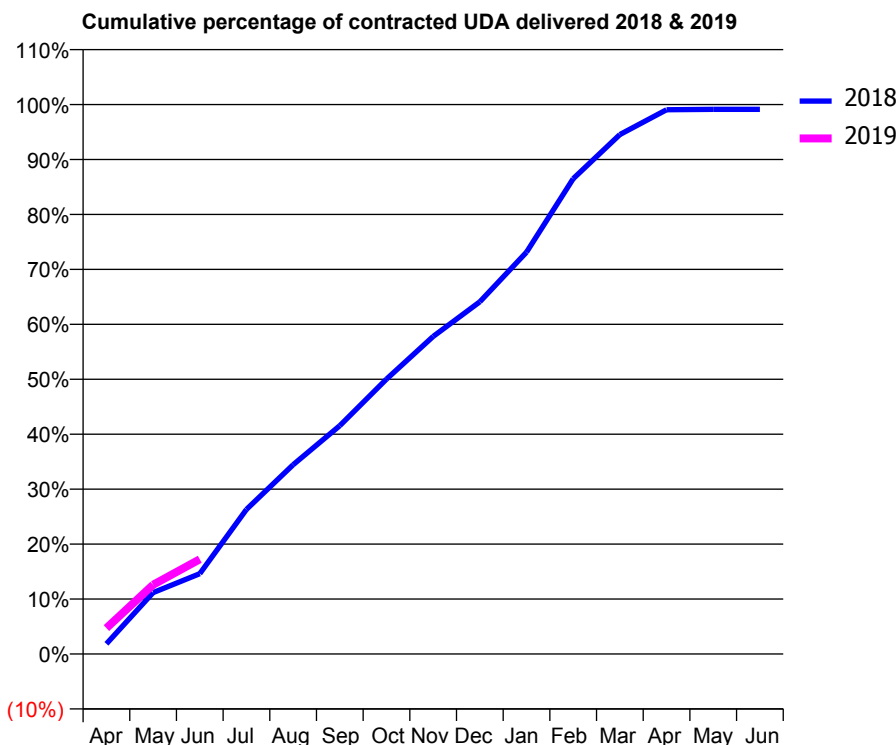
18/19 Contracted general activity (UDA)	10,316
Carry forward general activity (UDA)	0
18/19 Contracted orthodontic activity (UOA)	0
Carry forward orthodontic activity (UOA)	0
Baseline contract value	£241,308.21

ACCESS*

Patients seen in 24 months	Total	Change since previous quarter
Quarter ending June 2017	3,732	
Quarter ending September 2017	3,754	→
Quarter ending December 2017	3,747	→
Quarter ending March 2018	3,810	→
Quarter ending June 2018	3,830	→
Variance since June 2017	2.6%	↑



ACTIVITY



Month	Adjusted Scheduled Activity (UDA)	
	2018	2019
April	192	487
May	1,152	1,301
June	1,509	1,778
July	2,715	
August	3,554	
September	4,287	
October	5,161	
November	5,963	
December	6,613	
January	7,544	
February	8,924	
March	9,753	
April	10,219	
May	10,225	
June	10,225	

QUALITY

	Quantity	Base Number	Contract	AT	Region	England
% of FP17s for the same patient ID Re-attending within 3 months - Children	23	271	8.5%	9.8%	11.5%	11.5%
% of FP17s for the same patient ID Re-attending within 3 months - Adults	98	756	13.0%	15.4%	16.6%	15.4%
% of FP17s for the same patient ID Re-attending between 3 & 9 months - Children	140	271	51.7%	49.2%	48.8%	58.9%
% of FP17s for the same patient ID Re-attending between 3 & 9 months - Adults	358	756	47.4%	39.1%	39.3%	51.6%
% of FP17s for Band 1 Urgent Courses	84	842	10.0%	10.0%	10.6%	8.9%
% of FP17s Relating to Free Repair or Replacements	1	842	0.1%	0.6%	0.5%	0.8%
% of FP17s Relating to Continuations	7	842	0.8%	0.9%	0.7%	0.9%
% of Patients satisfied with the dentistry they have received	1	1	N/A	91.6%	90.4%	93.2%
% of Patients satisfied with the time they had to wait for an appointment	1	1	N/A	88.0%	85.3%	88.8%

* This is based on patients treated on this contract for their most recent course of treatment. Figures in italics indicate the base number of FP17s or Patient Questionnaire responses are less than 100. N/A is shown where the base number of responses is less than 10 during the period. % is calculated as Quantity/Base number*100

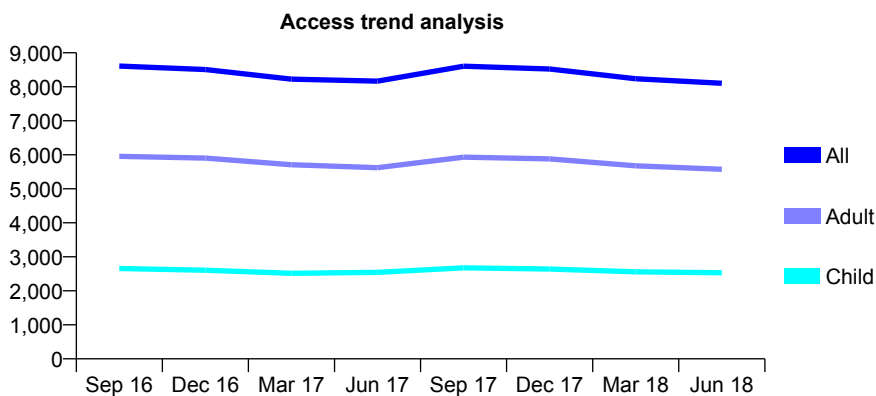
Q63 - Vital Signs At a Glance Contract Report for 192953/0001 - June 2018

Name or company name	S Cowley, R Ingham and J Angelo
Contract type name	GDS Contract
Purpose of contract	General
Contract start date	01/06/2014
Contract end date	

18/19 Contracted general activity (UDA)	34,739
Carry forward general activity (UDA)	0
18/19 Contracted orthodontic activity (UOA)	0
Carry forward orthodontic activity (UOA)	0
Baseline contract value	£1,110,464.74

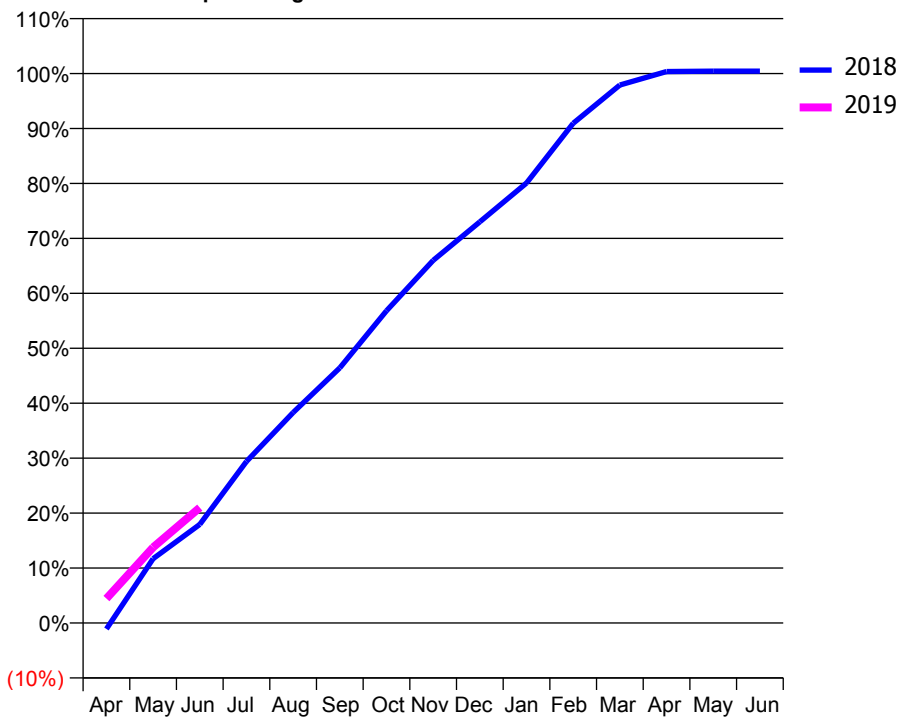
ACCESS*

Patients seen in 24 months	Total	Change since previous quarter
Quarter ending June 2017	8,166	
Quarter ending September 2017	8,606	↑
Quarter ending December 2017	8,522	→
Quarter ending March 2018	8,238	↓
Quarter ending June 2018	8,105	↓
Variance since June 2017	(0.7%)	→



ACTIVITY

Cumulative percentage of contracted UDA delivered 2018 & 2019



Adjusted Scheduled Activity (UDA)

Month	2018	2019
April	-385	1,547
May	4,064	4,786
June	6,232	7,296
July	10,212	
August	13,310	
September	16,128	
October	19,736	
November	22,924	
December	25,358	
January	27,815	
February	31,589	
March	34,014	
April	34,862	
May	34,887	
June	34,887	

QUALITY

	Quantity	Base Number	Contract	AT	Region	England
% of FP17s for the same patient ID Re-attending within 3 months - Children	25	626	4.0%	9.8%	11.5%	11.5%
% of FP17s for the same patient ID Re-attending within 3 months - Adults	188	1,252	15.0%	15.4%	16.6%	15.4%
% of FP17s for the same patient ID Re-attending between 3 & 9 months - Children	211	626	33.7%	49.2%	48.8%	58.9%
% of FP17s for the same patient ID Re-attending between 3 & 9 months - Adults	408	1,252	32.6%	39.1%	39.3%	51.6%
% of FP17s for Band 1 Urgent Courses	83	1,674	5.0%	10.0%	10.6%	8.9%
% of FP17s Relating to Free Repair or Replacements	15	1,674	0.9%	0.6%	0.5%	0.8%
% of FP17s Relating to Continuations	31	1,674	1.9%	0.9%	0.7%	0.9%
% of Patients satisfied with the dentistry they have received	2	2	N/A	91.6%	90.4%	93.2%
% of Patients satisfied with the time they had to wait for an appointment	1	2	N/A	88.0%	85.3%	88.8%

* This is based on patients treated on this contract for their most recent course of treatment. Figures in italics indicate the base number of FP17s or Patient Questionnaire responses are less than 100. N/A is shown where the base number of responses is less than 10 during the period. % is calculated as Quantity/Base number*100

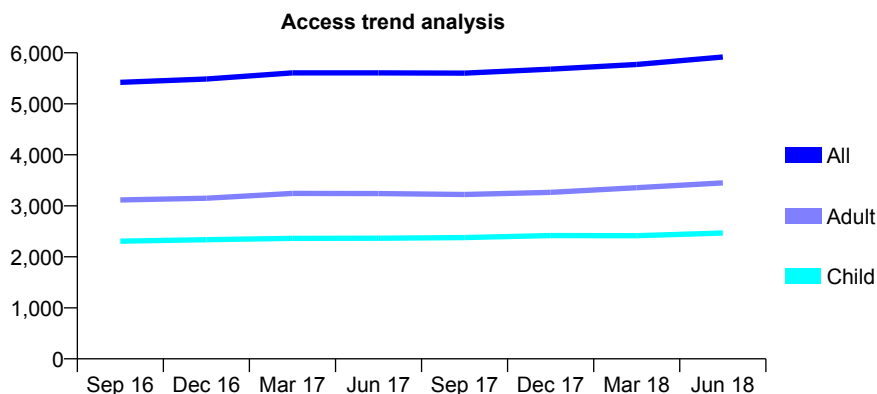
Q63 - Vital Signs At a Glance Contract Report for 193674/0001 - June 2018

Name or company name	Mr Nicholas Patsias, Ms Alexandra Sayer a
Contract type name	GDS Contract
Purpose of contract	General
Contract start date	02/01/2010
Contract end date	

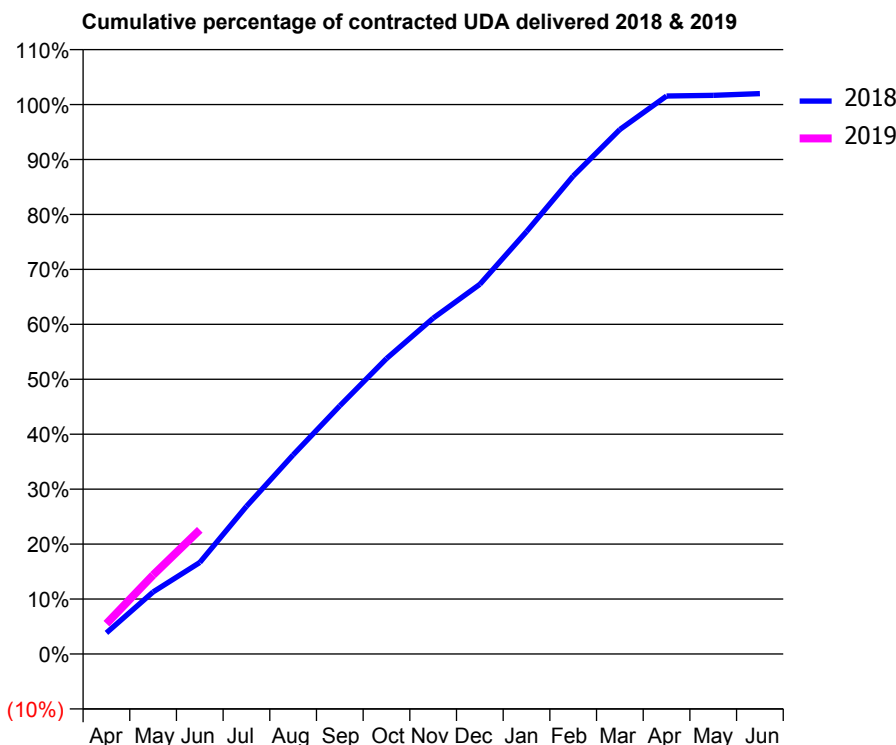
18/19 Contracted general activity (UDA)	13,211
Carry forward general activity (UDA)	0
18/19 Contracted orthodontic activity (UOA)	0
Carry forward orthodontic activity (UOA)	0
Baseline contract value	£336,278.16

ACCESS*

Patients seen in 24 months	Total	Change since previous quarter
Quarter ending June 2017	5,606	
Quarter ending September 2017	5,600	→
Quarter ending December 2017	5,681	→
Quarter ending March 2018	5,770	→
Quarter ending June 2018	5,917	↑
Variance since June 2017	5.5%	↑



ACTIVITY



Adjusted Scheduled Activity (UDA)		
Month	2018	2019
April	507	729
May	1,494	1,898
June	2,202	2,988
July	3,550	
August	4,789	
September	5,968	
October	7,103	
November	8,074	
December	8,887	
January	10,155	
February	11,492	
March	12,611	
April	13,414	
May	13,432	
June	13,472	

QUALITY

	Quantity	Base Number	Contract	AT	Region	England
% of FP17s for the same patient ID Re-attending within 3 months - Children	53	920	5.8%	9.8%	11.5%	11.5%
% of FP17s for the same patient ID Re-attending within 3 months - Adults	184	1,130	16.3%	15.4%	16.6%	15.4%
% of FP17s for the same patient ID Re-attending between 3 & 9 months - Children	526	920	57.2%	49.2%	48.8%	58.9%
% of FP17s for the same patient ID Re-attending between 3 & 9 months - Adults	482	1,130	42.7%	39.1%	39.3%	51.6%
% of FP17s for Band 1 Urgent Courses	184	1,627	11.3%	10.0%	10.6%	8.9%
% of FP17s Relating to Free Repair or Replacements	8	1,627	0.5%	0.6%	0.5%	0.8%
% of FP17s Relating to Continuations	1	1,627	0.1%	0.9%	0.7%	0.9%
% of Patients satisfied with the dentistry they have received	2	2	N/A	91.6%	90.4%	93.2%
% of Patients satisfied with the time they had to wait for an appointment	2	2	N/A	88.0%	85.3%	88.8%

* This is based on patients treated on this contract for their most recent course of treatment. Figures in italics indicate the base number of FP17s or Patient Questionnaire responses are less than 100. N/A is shown where the base number of responses is less than 10 during the period. % is calculated as Quantity/Base number*100

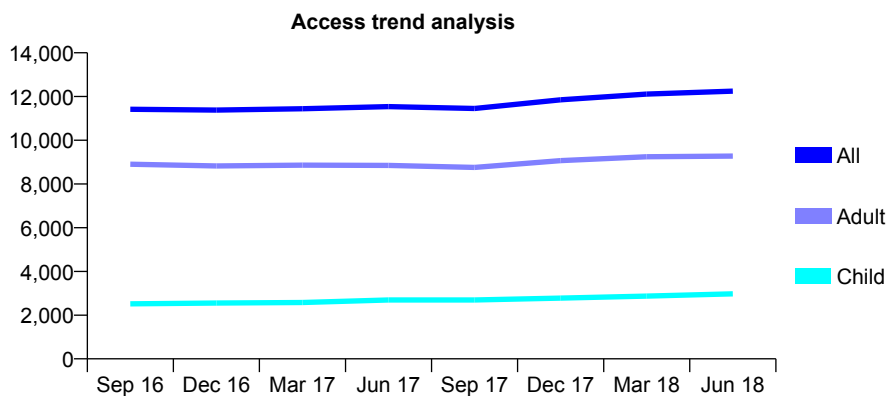
Q63 - Vital Signs At a Glance Contract Report for 193984/0001 - June 2018

Name or company name	Jayesh Kotecha
Contract type name	GDS Contract
Purpose of contract	General
Contract start date	01/04/2013
Contract end date	

18/19 Contracted general activity (UDA)	31,588
Carry forward general activity (UDA)	0
18/19 Contracted orthodontic activity (UOA)	0
Carry forward orthodontic activity (UOA)	0
Baseline contract value	£860,673.39

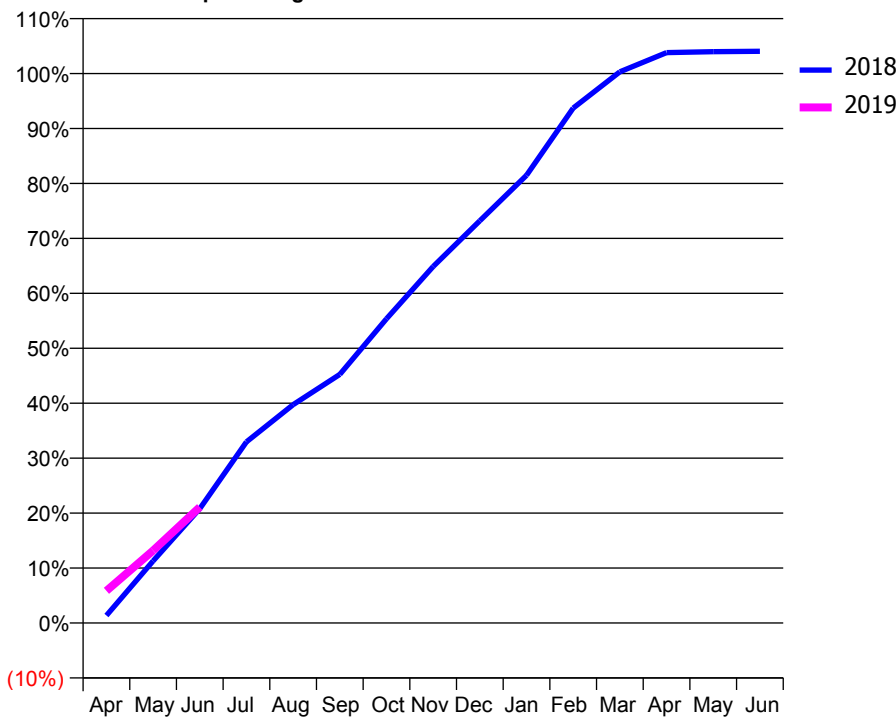
ACCESS*

Patients seen in 24 months	Total	Change since previous quarter
Quarter ending June 2017	11,541	
Quarter ending September 2017	11,453	→
Quarter ending December 2017	11,849	↑
Quarter ending March 2018	12,115	↑
Quarter ending June 2018	12,248	→
Variance since June 2017	6.1%	↑



ACTIVITY

Cumulative percentage of contracted UDA delivered 2018 & 2019



Month	Adjusted Scheduled Activity (UDA)	
	2018	2019
April	430	1,853
May	3,572	4,168
June	6,575	6,664
July	10,416	
August	12,555	
September	14,295	
October	17,492	
November	20,497	
December	23,119	
January	25,740	
February	29,603	
March	31,682	
April	32,785	
May	32,844	
June	32,869	

QUALITY

	Quantity	Base Number	Contract	AT	Region	England
% of FP17s for the same patient ID Re-attending within 3 months - Children	54	977	5.5%	9.8%	11.5%	11.5%
% of FP17s for the same patient ID Re-attending within 3 months - Adults	184	2,124	8.7%	15.4%	16.6%	15.4%
% of FP17s for the same patient ID Re-attending between 3 & 9 months - Children	439	977	44.9%	49.2%	48.8%	58.9%
% of FP17s for the same patient ID Re-attending between 3 & 9 months - Adults	723	2,124	34.0%	39.1%	39.3%	51.6%
% of FP17s for Band 1 Urgent Courses	254	2,565	9.9%	10.0%	10.6%	8.9%
% of FP17s Relating to Free Repair or Replacements	16	2,565	0.6%	0.6%	0.5%	0.8%
% of FP17s Relating to Continuations	4	2,565	0.2%	0.9%	0.7%	0.9%
% of Patients satisfied with the dentistry they have received	6	6	N/A	91.6%	90.4%	93.2%
% of Patients satisfied with the time they had to wait for an appointment	5	6	N/A	88.0%	85.3%	88.8%

* This is based on patients treated on this contract for their most recent course of treatment. Figures in italics indicate the base number of FP17s or Patient Questionnaire responses are less than 100. N/A is shown where the base number of responses is less than 10 during the period. % is calculated as Quantity/Base number*100

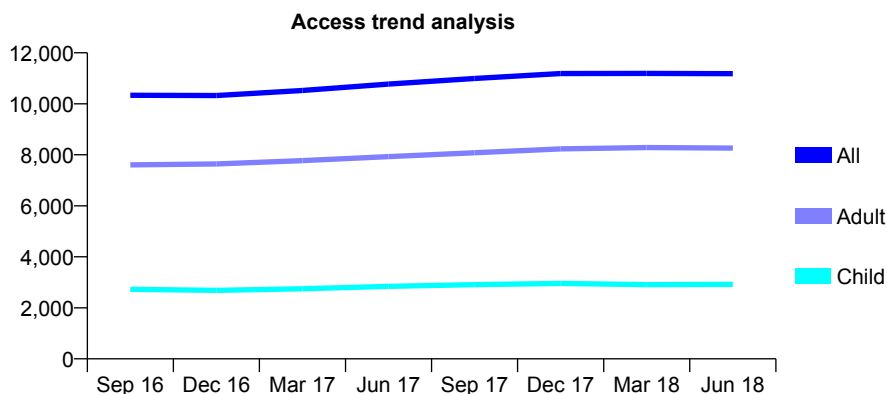
Q63 - Vital Signs At a Glance Contract Report for 194670/0001 - June 2018

Name or company name	The Family Dental Practice
Contract type name	GDS Contract
Purpose of contract	General
Contract start date	01/04/2008
Contract end date	

18/19 Contracted general activity (UDA)	40,022
Carry forward general activity (UDA)	0
18/19 Contracted orthodontic activity (UOA)	0
Carry forward orthodontic activity (UOA)	0
Baseline contract value	£1,009,171.60

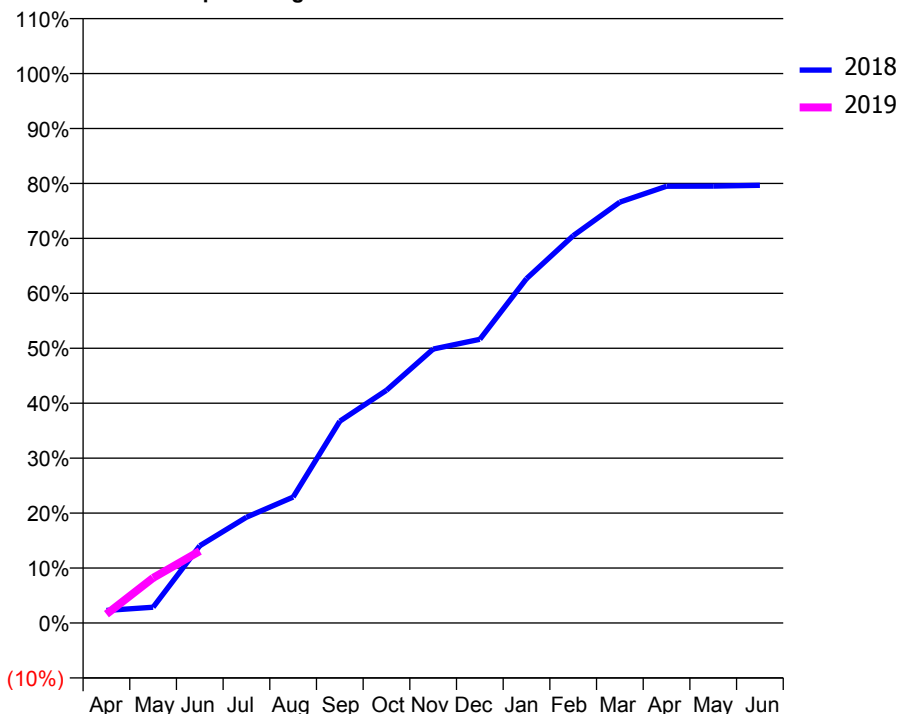
ACCESS*

Patients seen in 24 months	Total	Change since previous quarter
Quarter ending June 2017	10,773	
Quarter ending September 2017	10,994	↑
Quarter ending December 2017	11,188	→
Quarter ending March 2018	11,192	→
Quarter ending June 2018	11,182	→
Variance since June 2017	3.8%	↑



ACTIVITY

Cumulative percentage of contracted UDA delivered 2018 & 2019



Adjusted Scheduled Activity (UDA)

Month	2018	2019
April	915	643
May	1,149	3,283
June	5,630	5,240
July	7,711	
August	9,175	
September	14,696	
October	16,949	
November	19,952	
December	20,665	
January	25,080	
February	28,210	
March	30,660	
April	31,808	
May	31,825	
June	31,878	

QUALITY

	Quantity	Base Number	Contract	AT	Region	England
% of FP17s for the same patient ID Re-attending within 3 months - Children	65	1,027	6.3%	9.8%	11.5%	11.5%
% of FP17s for the same patient ID Re-attending within 3 months - Adults	382	2,544	15.0%	15.4%	16.6%	15.4%
% of FP17s for the same patient ID Re-attending between 3 & 9 months - Children	667	1,027	64.9%	49.2%	48.8%	58.9%
% of FP17s for the same patient ID Re-attending between 3 & 9 months - Adults	1,513	2,544	59.5%	39.1%	39.3%	51.6%
% of FP17s for Band 1 Urgent Courses	274	2,671	10.3%	10.0%	10.6%	8.9%
% of FP17s Relating to Free Repair or Replacements	19	2,671	0.7%	0.6%	0.5%	0.8%
% of FP17s Relating to Continuations	18	2,671	0.7%	0.9%	0.7%	0.9%
% of Patients satisfied with the dentistry they have received	3	3	N/A	91.6%	90.4%	93.2%
% of Patients satisfied with the time they had to wait for an appointment	2	3	N/A	88.0%	85.3%	88.8%

* This is based on patients treated on this contract for their most recent course of treatment. Figures in italics indicate the base number of FP17s or Patient Questionnaire responses are less than 100. N/A is shown where the base number of responses is less than 10 during the period. % is calculated as Quantity/Base number*100

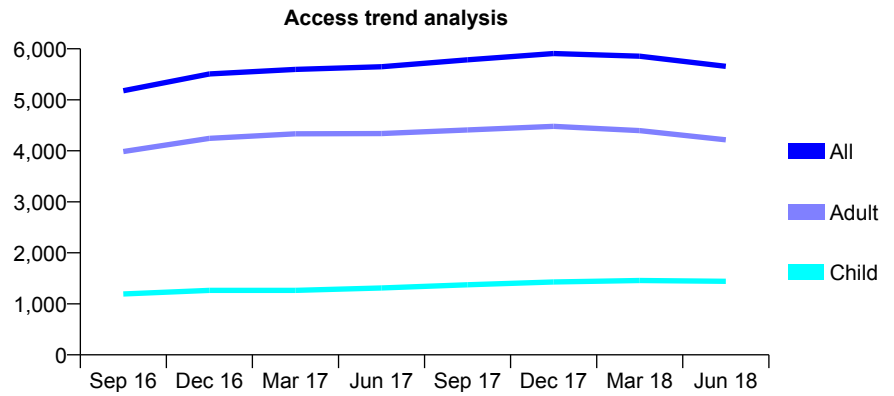
Q63 - Vital Signs At a Glance Contract Report for 194786/0001 - June 2018

Name or company name	Mitcham International Dental Centre
Contract type name	GDS Contract
Purpose of contract	General
Contract start date	01/01/2015
Contract end date	

18/19 Contracted general activity (UDA)	22,178
Carry forward general activity (UDA)	0
18/19 Contracted orthodontic activity (UOA)	0
Carry forward orthodontic activity (UOA)	0
Baseline contract value	£602,057.67

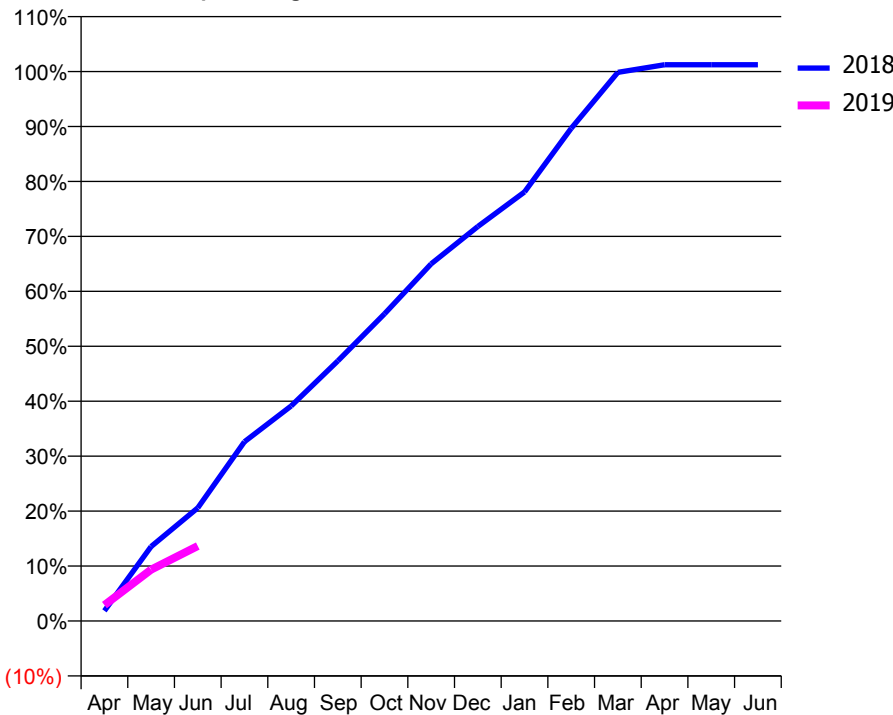
ACCESS*

Patients seen in 24 months	Total	Change since previous quarter
Quarter ending June 2017	5,649	
Quarter ending September 2017	5,785	↑
Quarter ending December 2017	5,908	↑
Quarter ending March 2018	5,854	→
Quarter ending June 2018	5,657	↓
Variance since June 2017	0.1%	→



ACTIVITY

Cumulative percentage of contracted UDA delivered 2018 & 2019



Month	Adjusted Scheduled Activity (UDA)	
	2018	2019
April	412	645
May	3,004	2,075
June	4,569	3,028
July	7,238	
August	8,678	
September	10,496	
October	12,400	
November	14,414	
December	15,923	
January	17,316	
February	19,883	
March	22,145	
April	22,453	
May	22,450	
June	22,450	

QUALITY

	Quantity	Base Number	Contract	AT	Region	England
% of FP17s for the same patient ID Re-attending within 3 months - Children	12	311	3.9%	9.8%	11.5%	11.5%
% of FP17s for the same patient ID Re-attending within 3 months - Adults	51	690	7.4%	15.4%	16.6%	15.4%
% of FP17s for the same patient ID Re-attending between 3 & 9 months - Children	146	311	46.9%	49.2%	48.8%	58.9%
% of FP17s for the same patient ID Re-attending between 3 & 9 months - Adults	359	690	52.0%	39.1%	39.3%	51.6%
% of FP17s for Band 1 Urgent Courses	21	888	2.4%	10.0%	10.6%	8.9%
% of FP17s Relating to Free Repair or Replacements	3	888	0.3%	0.6%	0.5%	0.8%
% of FP17s Relating to Continuations	0	888	0.0%	0.9%	0.7%	0.9%
% of Patients satisfied with the dentistry they have received	3	3	N/A	91.6%	90.4%	93.2%
% of Patients satisfied with the time they had to wait for an appointment	2	3	N/A	88.0%	85.3%	88.8%

* This is based on patients treated on this contract for their most recent course of treatment. Figures in italics indicate the base number of FP17s or Patient Questionnaire responses are less than 100. N/A is shown where the base number of responses is less than 10 during the period. % is calculated as Quantity/Base number*100

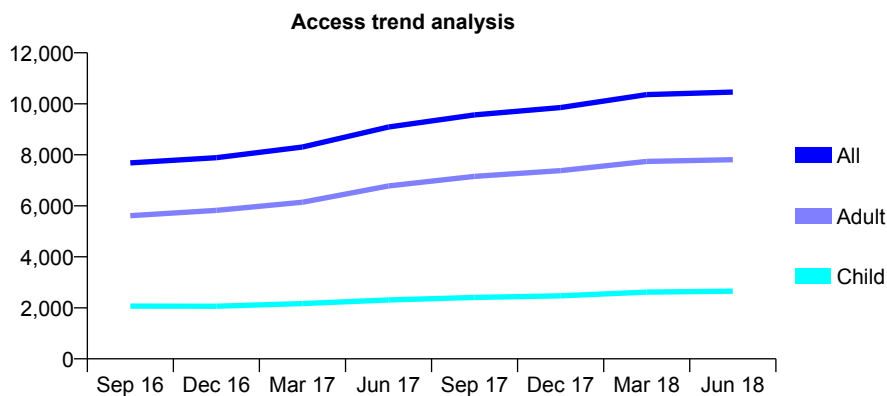
Q63 - Vital Signs At a Glance Contract Report for 195316/0002 - June 2018

Name or company name	MISS AR PATEL
Contract type name	GDS Contract
Purpose of contract	General
Contract start date	01/02/2014
Contract end date	

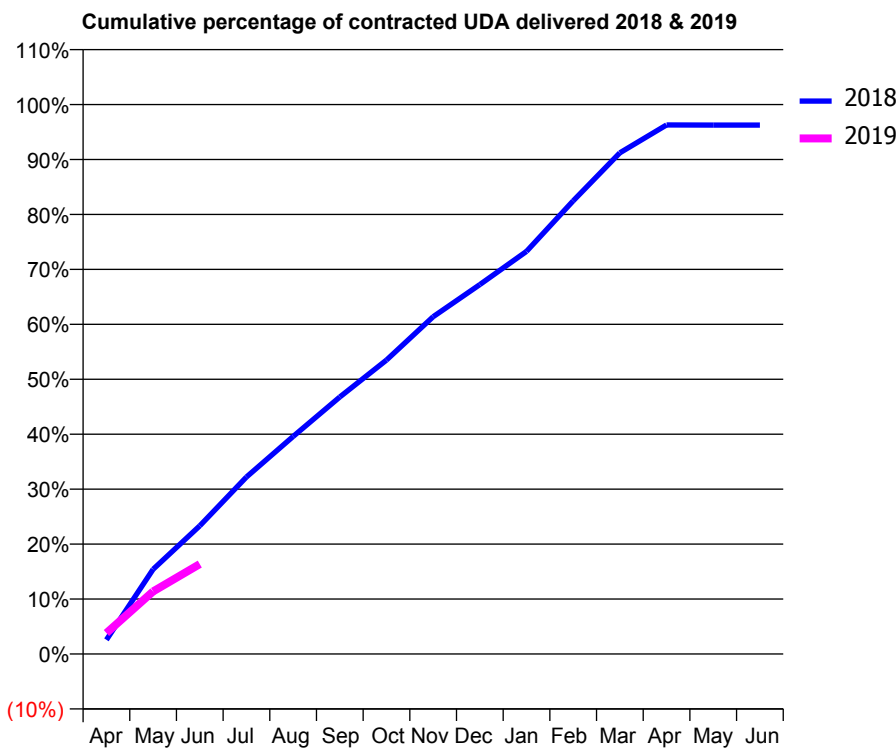
18/19 Contracted general activity (UDA)	29,751
Carry forward general activity (UDA)	0
18/19 Contracted orthodontic activity (UOA)	0
Carry forward orthodontic activity (UOA)	0
Baseline contract value	£837,522.84

ACCESS*

Patients seen in 24 months	Total	Change since previous quarter
Quarter ending June 2017	9,091	
Quarter ending September 2017	9,565	↑
Quarter ending December 2017	9,851	↑
Quarter ending March 2018	10,359	↑
Quarter ending June 2018	10,459	→
Variance since June 2017	15.0%	↑



ACTIVITY



Month	Adjusted Scheduled Activity (UDA)	
	2018	2019
April	766	1,135
May	4,591	3,393
June	6,944	4,872
July	9,582	
August	11,780	
September	13,914	
October	15,914	
November	18,263	
December	20,002	
January	21,796	
February	24,533	
March	27,139	
April	28,646	
May	28,636	
June	28,637	

QUALITY

	Quantity	Base Number	Contract	AT	Region	England
% of FP17s for the same patient ID Re-attending within 3 months - Children	63	986	6.4%	9.8%	11.5%	11.5%
% of FP17s for the same patient ID Re-attending within 3 months - Adults	350	2,339	15.0%	15.4%	16.6%	15.4%
% of FP17s for the same patient ID Re-attending between 3 & 9 months - Children	601	986	61.0%	49.2%	48.8%	58.9%
% of FP17s for the same patient ID Re-attending between 3 & 9 months - Adults	1,178	2,339	50.4%	39.1%	39.3%	51.6%
% of FP17s for Band 1 Urgent Courses	229	2,499	9.2%	10.0%	10.6%	8.9%
% of FP17s Relating to Free Repair or Replacements	12	2,499	0.5%	0.6%	0.5%	0.8%
% of FP17s Relating to Continuations	11	2,499	0.4%	0.9%	0.7%	0.9%
% of Patients satisfied with the dentistry they have received	6	7	N/A	91.6%	90.4%	93.2%
% of Patients satisfied with the time they had to wait for an appointment	7	7	N/A	88.0%	85.3%	88.8%

* This is based on patients treated on this contract for their most recent course of treatment. Figures in italics indicate the base number of FP17s or Patient Questionnaire responses are less than 100. N/A is shown where the base number of responses is less than 10 during the period. % is calculated as Quantity/Base number*100

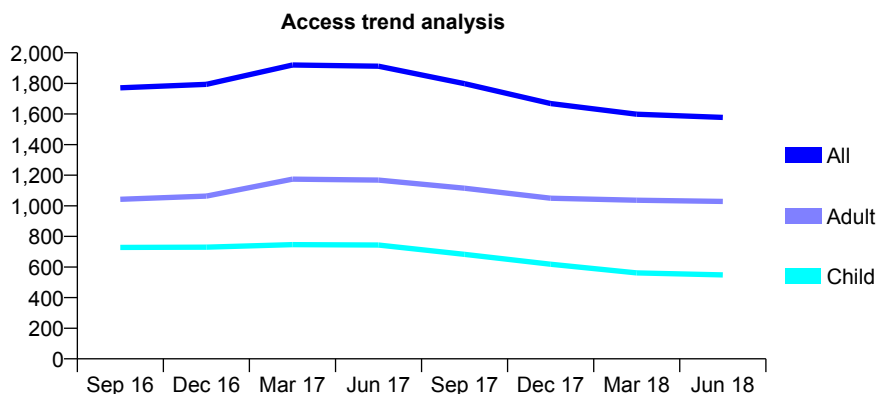
Q63 - Vital Signs At a Glance Contract Report for 195316/0003 - June 2018

Name or company name	MISS AR PATEL
Contract type name	GDS Contract
Purpose of contract	General
Contract start date	01/02/2014
Contract end date	

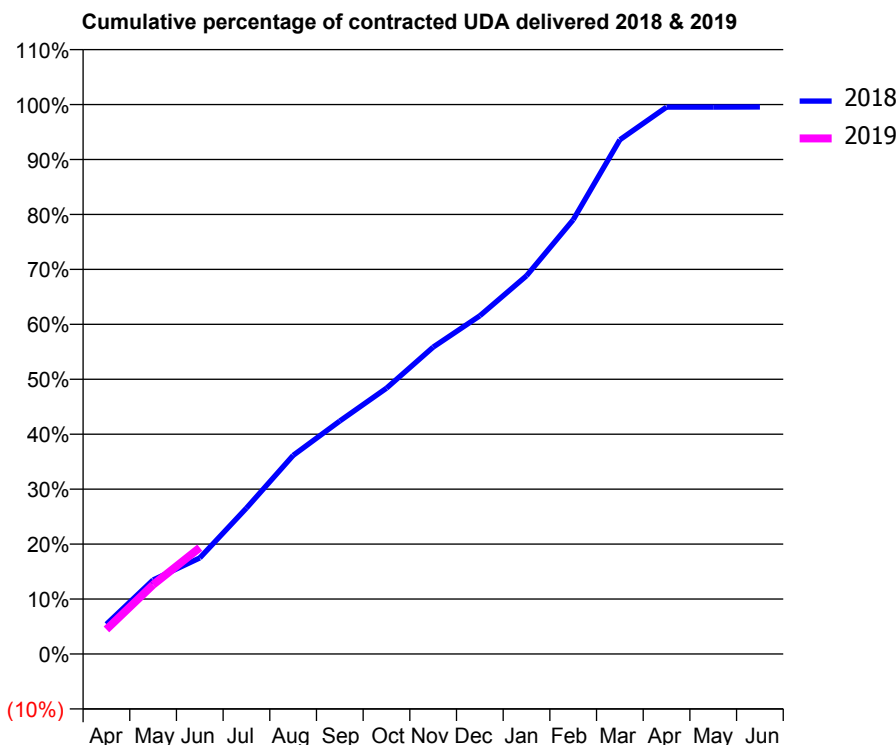
18/19 Contracted general activity (UDA)	3,846
Carry forward general activity (UDA)	0
18/19 Contracted orthodontic activity (UOA)	0
Carry forward orthodontic activity (UOA)	0
Baseline contract value	£104,864.15

ACCESS*

Patients seen in 24 months	Total	Change since previous quarter
Quarter ending June 2017	1,912	
Quarter ending September 2017	1,798	↓
Quarter ending December 2017	1,668	↓
Quarter ending March 2018	1,599	↓
Quarter ending June 2018	1,578	↓
Variance since June 2017	(17.5%)	↓



ACTIVITY



Adjusted Scheduled Activity (UDA)		
Month	2018	2019
April	209	172
May	519	485
June	672	744
July	1,021	
August	1,390	
September	1,631	
October	1,861	
November	2,148	
December	2,367	
January	2,647	
February	3,040	
March	3,599	
April	3,828	
May	3,828	
June	3,829	

QUALITY

	Quantity	Base Number	Contract	AT	Region	England
% of FP17s for the same patient ID Re-attending within 3 months - Children	10	176	5.7%	9.8%	11.5%	11.5%
% of FP17s for the same patient ID Re-attending within 3 months - Adults	32	268	11.9%	15.4%	16.6%	15.4%
% of FP17s for the same patient ID Re-attending between 3 & 9 months - Children	111	176	63.1%	49.2%	48.8%	58.9%
% of FP17s for the same patient ID Re-attending between 3 & 9 months - Adults	115	268	42.9%	39.1%	39.3%	51.6%
% of FP17s for Band 1 Urgent Courses	16	357	4.5%	10.0%	10.6%	8.9%
% of FP17s Relating to Free Repair or Replacements	2	357	0.6%	0.6%	0.5%	0.8%
% of FP17s Relating to Continuations	1	357	0.3%	0.9%	0.7%	0.9%
% of Patients satisfied with the dentistry they have received	0	0	N/A	91.6%	90.4%	93.2%
% of Patients satisfied with the time they had to wait for an appointment	0	0	N/A	88.0%	85.3%	88.8%

* This is based on patients treated on this contract for their most recent course of treatment. Figures in italics indicate the base number of FP17s or Patient Questionnaire responses are less than 100. N/A is shown where the base number of responses is less than 10 during the period. % is calculated as Quantity/Base number*100

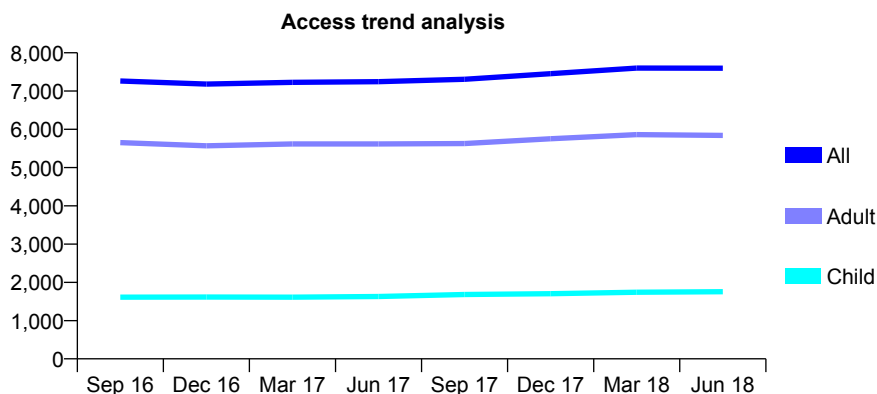
Q63 - Vital Signs At a Glance Contract Report for 196231/0001 - June 2018

Name or company name	Dr E Harunani and Dr MN Harunani
Contract type name	GDS Contract
Purpose of contract	General
Contract start date	01/12/2012
Contract end date	

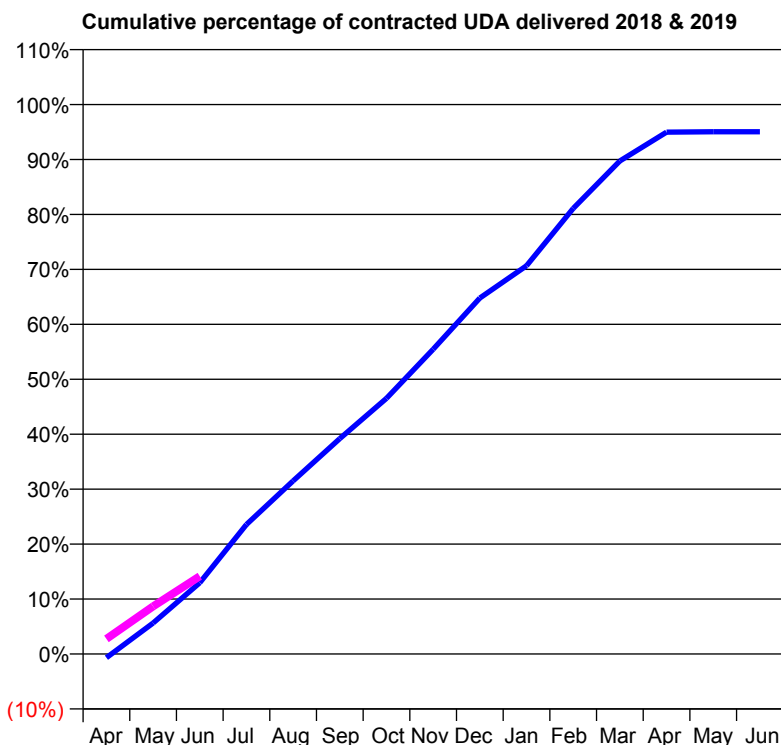
18/19 Contracted general activity (UDA)	26,306
Carry forward general activity (UDA)	0
18/19 Contracted orthodontic activity (UOA)	0
Carry forward orthodontic activity (UOA)	0
Baseline contract value	£688,027.44

ACCESS*

Patients seen in 24 months	Total	Change since previous quarter
Quarter ending June 2017	7,246	
Quarter ending September 2017	7,309	→
Quarter ending December 2017	7,455	→
Quarter ending March 2018	7,601	→
Quarter ending June 2018	7,596	→
Variance since June 2017	4.8%	↑



ACTIVITY



Month	Adjusted Scheduled Activity (UDA)	
	2018	2019
April	-181	722
May	1,486	2,280
June	3,412	3,722
July	6,199	
August	8,289	
September	10,314	
October	12,238	
November	14,590	
December	17,040	
January	18,584	
February	21,332	
March	23,603	
April	24,985	
May	25,003	
June	25,003	

QUALITY

	Quantity	Base Number	Contract	AT	Region	England
% of FP17s for the same patient ID Re-attending within 3 months - Children	19	466	4.1%	9.8%	11.5%	11.5%
% of FP17s for the same patient ID Re-attending within 3 months - Adults	126	1,291	9.8%	15.4%	16.6%	15.4%
% of FP17s for the same patient ID Re-attending between 3 & 9 months - Children	202	466	43.3%	49.2%	48.8%	58.9%
% of FP17s for the same patient ID Re-attending between 3 & 9 months - Adults	435	1,291	33.7%	39.1%	39.3%	51.6%
% of FP17s for Band 1 Urgent Courses	156	1,363	11.4%	10.0%	10.6%	8.9%
% of FP17s Relating to Free Repair or Replacements	0	1,363	0.0%	0.6%	0.5%	0.8%
% of FP17s Relating to Continuations	7	1,363	0.5%	0.9%	0.7%	0.9%
% of Patients satisfied with the dentistry they have received	4	4	N/A	91.6%	90.4%	93.2%
% of Patients satisfied with the time they had to wait for an appointment	4	4	N/A	88.0%	85.3%	88.8%

* This is based on patients treated on this contract for their most recent course of treatment. Figures in italics indicate the base number of FP17s or Patient Questionnaire responses are less than 100. N/A is shown where the base number of responses is less than 10 during the period. % is calculated as Quantity/Base number*100

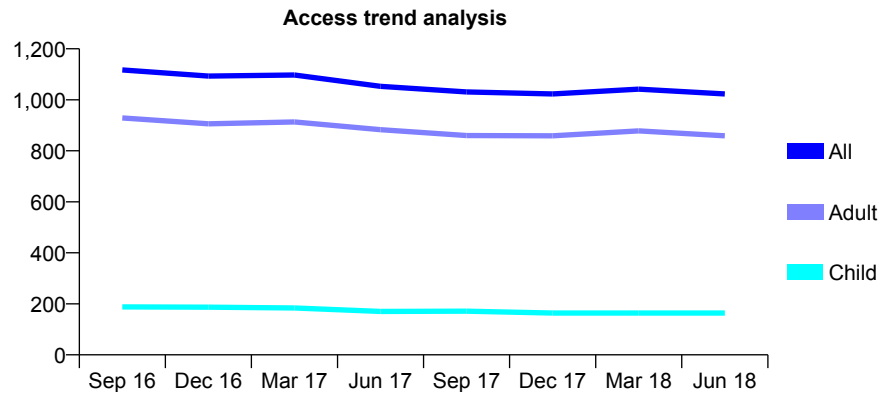
Q63 - Vital Signs At a Glance Contract Report for 196932/0001 - June 2018

Name or company name	Miss C McCarthy & Miss M McCarthy
Contract type name	GDS Contract
Purpose of contract	General
Contract start date	01/08/2010
Contract end date	

18/19 Contracted general activity (UDA)	2,200
Carry forward general activity (UDA)	0
18/19 Contracted orthodontic activity (UOA)	0
Carry forward orthodontic activity (UOA)	0
Baseline contract value	£57,211.54

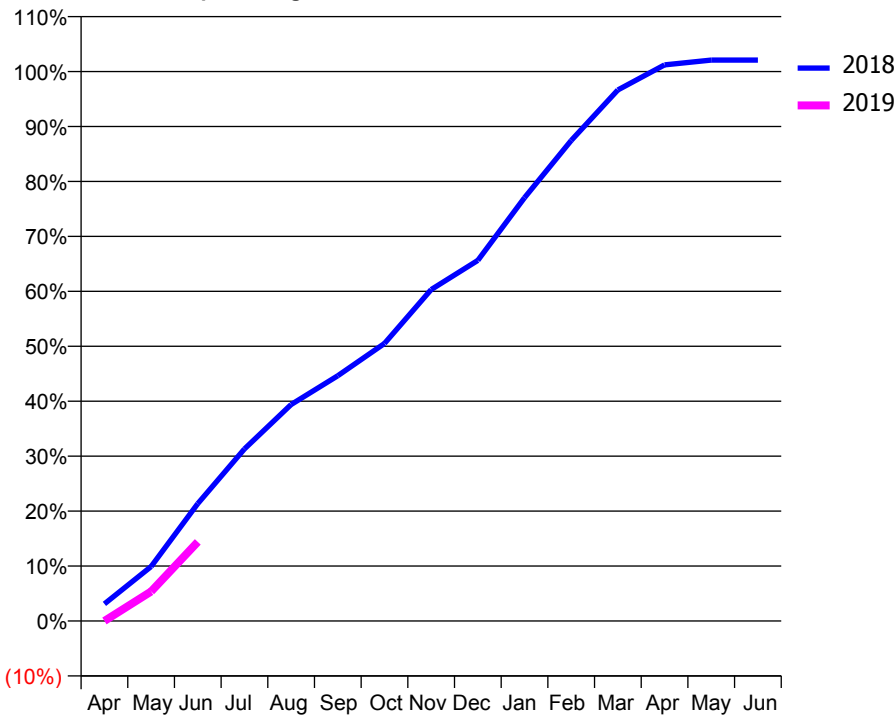
ACCESS*

Patients seen in 24 months	Total	Change since previous quarter
Quarter ending June 2017	1,053	
Quarter ending September 2017	1,031	↓
Quarter ending December 2017	1,023	→
Quarter ending March 2018	1,042	→
Quarter ending June 2018	1,023	↓
Variance since June 2017	(2.8%)	↓



ACTIVITY

Cumulative percentage of contracted UDA delivered 2018 & 2019



Month	Adjusted Scheduled Activity (UDA)	
	2018	2019
April	68	0
May	218	118
June	470	317
July	689	
August	867	
September	982	
October	1,111	
November	1,327	
December	1,444	
January	1,695	
February	1,924	
March	2,126	
April	2,227	
May	2,246	
June	2,246	

QUALITY

	Quantity	Base Number	Contract	AT	Region	England
% of FP17s for the same patient ID Re-attending within 3 months - Children	0	39	0.0%	9.8%	11.5%	11.5%
% of FP17s for the same patient ID Re-attending within 3 months - Adults	2	250	0.8%	15.4%	16.6%	15.4%
% of FP17s for the same patient ID Re-attending between 3 & 9 months - Children	15	39	38.5%	49.2%	48.8%	58.9%
% of FP17s for the same patient ID Re-attending between 3 & 9 months - Adults	155	250	62.0%	39.1%	39.3%	51.6%
% of FP17s for Band 1 Urgent Courses	9	238	3.8%	10.0%	10.6%	8.9%
% of FP17s Relating to Free Repair or Replacements	0	238	0.0%	0.6%	0.5%	0.8%
% of FP17s Relating to Continuations	0	238	0.0%	0.9%	0.7%	0.9%
% of Patients satisfied with the dentistry they have received	1	1	N/A	91.6%	90.4%	93.2%
% of Patients satisfied with the time they had to wait for an appointment	0	1	N/A	88.0%	85.3%	88.8%

* This is based on patients treated on this contract for their most recent course of treatment. Figures in italics indicate the base number of FP17s or Patient Questionnaire responses are less than 100. N/A is shown where the base number of responses is less than 10 during the period. % is calculated as Quantity/Base number*100

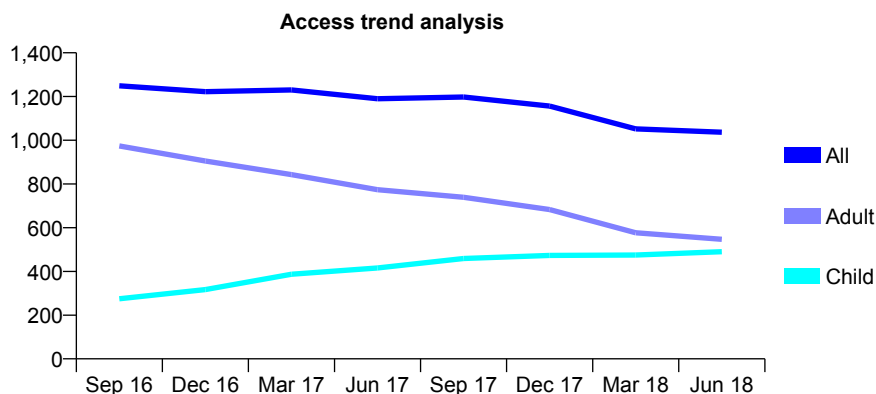
Q63 - Vital Signs At a Glance Contract Report for 198544/0001 - June 2018

Name or company name	Dr Zuleyha Cetinkaya DUZGUNOGLU
Contract type name	GDS Contract
Purpose of contract	General
Contract start date	01/06/2014
Contract end date	

18/19 Contracted general activity (UDA)	2,200
Carry forward general activity (UDA)	0
18/19 Contracted orthodontic activity (UOA)	0
Carry forward orthodontic activity (UOA)	0
Baseline contract value	£70,826.02

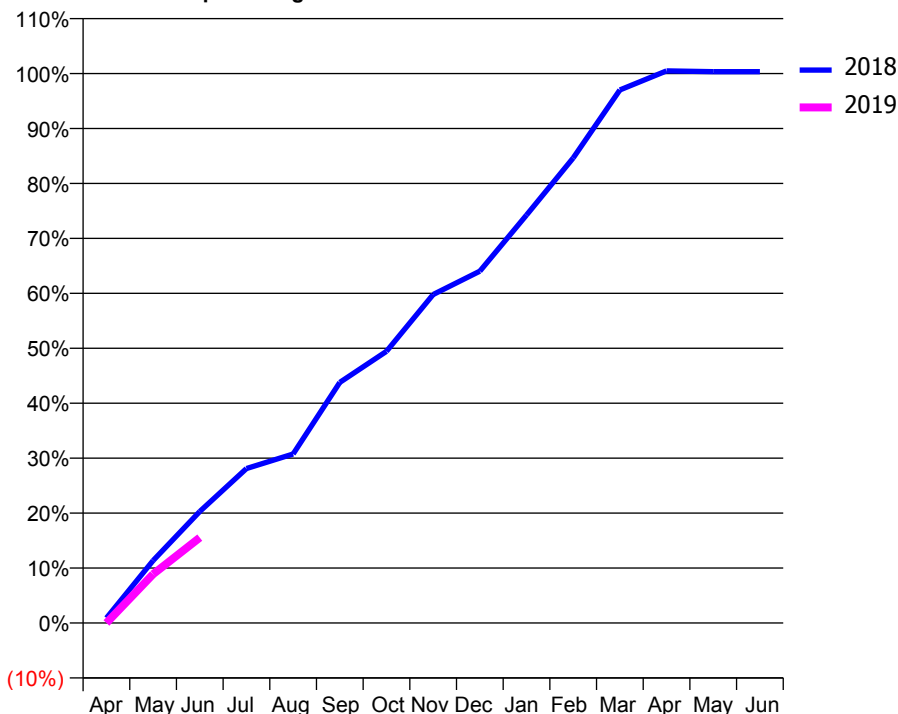
ACCESS*

Patients seen in 24 months	Total	Change since previous quarter
Quarter ending June 2017	1,190	
Quarter ending September 2017	1,198	→
Quarter ending December 2017	1,156	↓
Quarter ending March 2018	1,052	↓
Quarter ending June 2018	1,037	↓
Variance since June 2017	(12.9%)	↓



ACTIVITY

Cumulative percentage of contracted UDA delivered 2018 & 2019



Adjusted Scheduled Activity (UDA)

Month	2018	2019
April	20	0
May	250	195
June	447	342
July	618	
August	677	
September	963	
October	1,088	
November	1,315	
December	1,409	
January	1,634	
February	1,862	
March	2,134	
April	2,210	
May	2,207	
June	2,207	

QUALITY

	Quantity	Base Number	Contract	AT	Region	England
% of FP17s for the same patient ID Re-attending within 3 months - Children	9	141	6.4%	9.8%	11.5%	11.5%
% of FP17s for the same patient ID Re-attending within 3 months - Adults	7	119	5.9%	15.4%	16.6%	15.4%
% of FP17s for the same patient ID Re-attending between 3 & 9 months - Children	83	141	58.9%	49.2%	48.8%	58.9%
% of FP17s for the same patient ID Re-attending between 3 & 9 months - Adults	55	119	46.2%	39.1%	39.3%	51.6%
% of FP17s for Band 1 Urgent Courses	5	214	2.3%	10.0%	10.6%	8.9%
% of FP17s Relating to Free Repair or Replacements	0	214	0.0%	0.6%	0.5%	0.8%
% of FP17s Relating to Continuations	2	214	0.9%	0.9%	0.7%	0.9%
% of Patients satisfied with the dentistry they have received	0	0	N/A	91.6%	90.4%	93.2%
% of Patients satisfied with the time they had to wait for an appointment	0	0	N/A	88.0%	85.3%	88.8%

* This is based on patients treated on this contract for their most recent course of treatment. Figures in italics indicate the base number of FP17s or Patient Questionnaire responses are less than 100. N/A is shown where the base number of responses is less than 10 during the period. % is calculated as Quantity/Base number*100

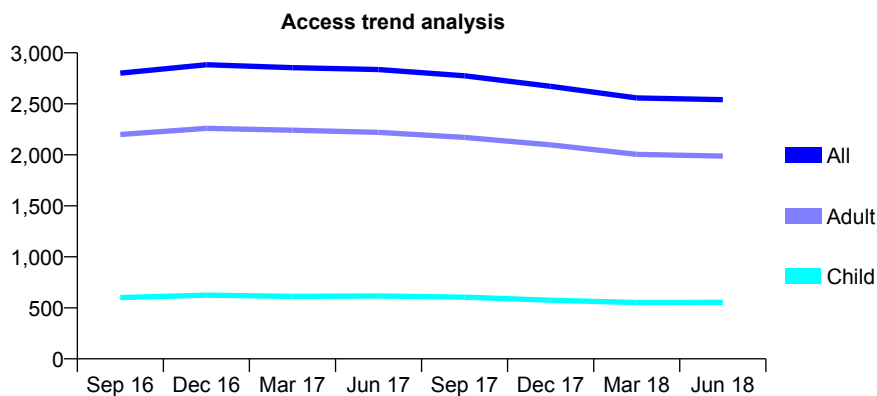
Q63 - Vital Signs At a Glance Contract Report for 198897/0001 - June 2018

Name or company name	Dr D Patel and Dr K Patel
Contract type name	GDS Contract
Purpose of contract	General
Contract start date	01/11/2013
Contract end date	

18/19 Contracted general activity (UDA)	13,000
Carry forward general activity (UDA)	0
18/19 Contracted orthodontic activity (UOA)	0
Carry forward orthodontic activity (UOA)	0
Baseline contract value	£333,065.64

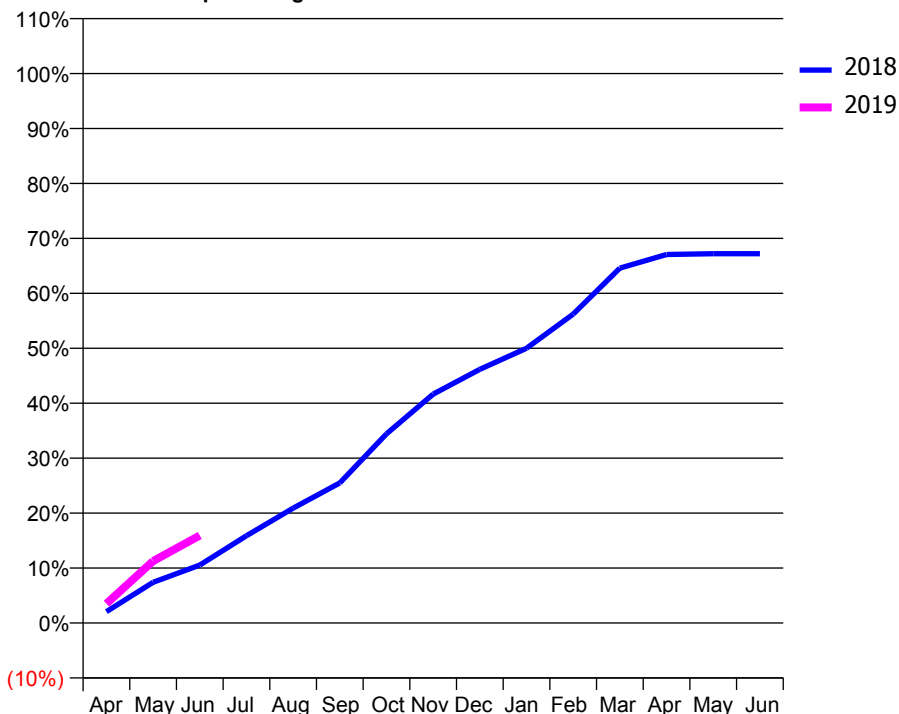
ACCESS*

Patients seen in 24 months	Total	Change since previous quarter
Quarter ending June 2017	2,836	
Quarter ending September 2017	2,775	↓
Quarter ending December 2017	2,671	↓
Quarter ending March 2018	2,557	↓
Quarter ending June 2018	2,541	→
Variance since June 2017	(10.4%)	↓



ACTIVITY

Cumulative percentage of contracted UDA delivered 2018 & 2019



Adjusted Scheduled Activity (UDA)

Month	2018	2019
April	271	459
May	963	1,466
June	1,372	2,072
July	2,066	
August	2,719	
September	3,315	
October	4,474	
November	5,417	
December	6,003	
January	6,500	
February	7,308	
March	8,397	
April	8,719	
May	8,735	
June	8,735	

QUALITY

	Quantity	Base Number	Contract	AT	Region	England
% of FP17s for the same patient ID Re-attending within 3 months - Children	15	158	9.5%	9.8%	11.5%	11.5%
% of FP17s for the same patient ID Re-attending within 3 months - Adults	75	451	16.6%	15.4%	16.6%	15.4%
% of FP17s for the same patient ID Re-attending between 3 & 9 months - Children	61	158	38.6%	49.2%	48.8%	58.9%
% of FP17s for the same patient ID Re-attending between 3 & 9 months - Adults	158	451	35.0%	39.1%	39.3%	51.6%
% of FP17s for Band 1 Urgent Courses	51	515	9.9%	10.0%	10.6%	8.9%
% of FP17s Relating to Free Repair or Replacements	9	515	1.7%	0.6%	0.5%	0.8%
% of FP17s Relating to Continuations	29	515	5.6%	0.9%	0.7%	0.9%
% of Patients satisfied with the dentistry they have received	1	3	N/A	91.6%	90.4%	93.2%
% of Patients satisfied with the time they had to wait for an appointment	2	3	N/A	88.0%	85.3%	88.8%

* This is based on patients treated on this contract for their most recent course of treatment. Figures in italics indicate the base number of FP17s or Patient Questionnaire responses are less than 100. N/A is shown where the base number of responses is less than 10 during the period. % is calculated as Quantity/Base number*100

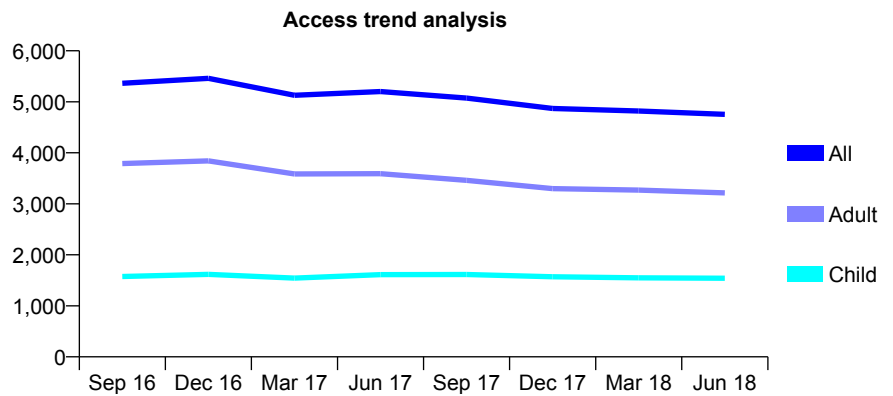
Q63 - Vital Signs At a Glance Contract Report for 198943/0001 - June 2018

Name or company name	P S Photay & Associates
Contract type name	GDS Contract
Purpose of contract	General
Contract start date	01/10/2013
Contract end date	

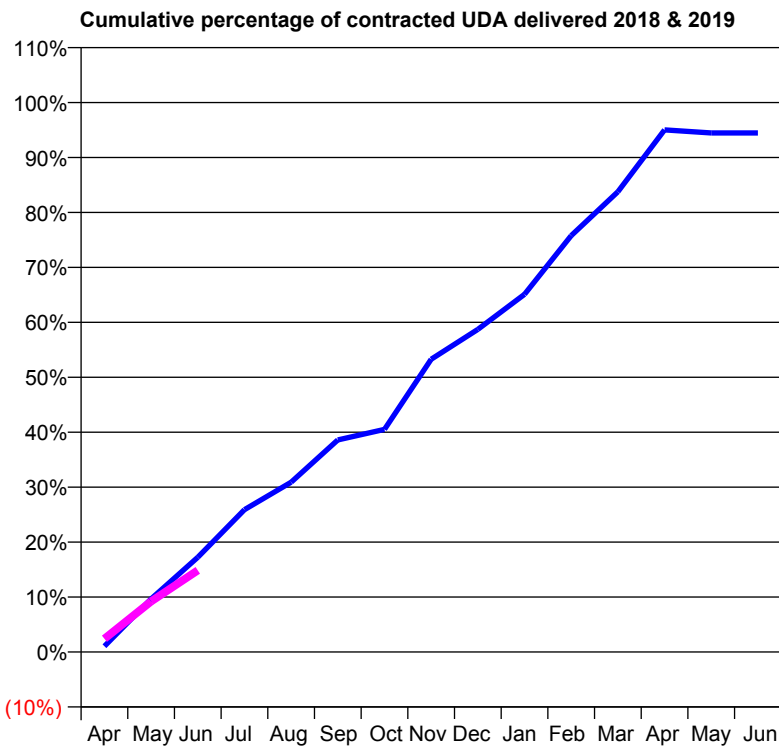
18/19 Contracted general activity (UDA)	16,824
Carry forward general activity (UDA)	0
18/19 Contracted orthodontic activity (UOA)	0
Carry forward orthodontic activity (UOA)	0
Baseline contract value	£435,047.63

ACCESS*

Patients seen in 24 months	Total	Change since previous quarter
Quarter ending June 2017	5,202	
Quarter ending September 2017	5,074	↓
Quarter ending December 2017	4,869	↓
Quarter ending March 2018	4,820	↓
Quarter ending June 2018	4,755	↓
Variance since June 2017	(8.6%)	↓



ACTIVITY



Adjusted Scheduled Activity (UDA)		
Month	2018	2019
April	178	405
May	1,626	1,549
June	2,902	2,502
July	4,359	
August	5,200	
September	6,492	
October	6,815	
November	8,963	
December	9,877	
January	10,951	
February	12,747	
March	14,090	
April	15,984	
May	15,891	
June	15,890	

QUALITY

	Quantity	Base Number	Contract	AT	Region	England
% of FP17s for the same patient ID Re-attending within 3 months - Children	34	417	8.2%	9.8%	11.5%	11.5%
% of FP17s for the same patient ID Re-attending within 3 months - Adults	123	768	16.0%	15.4%	16.6%	15.4%
% of FP17s for the same patient ID Re-attending between 3 & 9 months - Children	183	417	43.9%	49.2%	48.8%	58.9%
% of FP17s for the same patient ID Re-attending between 3 & 9 months - Adults	190	768	24.7%	39.1%	39.3%	51.6%
% of FP17s for Band 1 Urgent Courses	110	778	14.1%	10.0%	10.6%	8.9%
% of FP17s Relating to Free Repair or Replacements	0	778	0.0%	0.6%	0.5%	0.8%
% of FP17s Relating to Continuations	20	778	2.6%	0.9%	0.7%	0.9%
% of Patients satisfied with the dentistry they have received	0	0	N/A	91.6%	90.4%	93.2%
% of Patients satisfied with the time they had to wait for an appointment	0	0	N/A	88.0%	85.3%	88.8%

* This is based on patients treated on this contract for their most recent course of treatment. Figures in italics indicate the base number of FP17s or Patient Questionnaire responses are less than 100. N/A is shown where the base number of responses is less than 10 during the period. % is calculated as Quantity/Base number*100

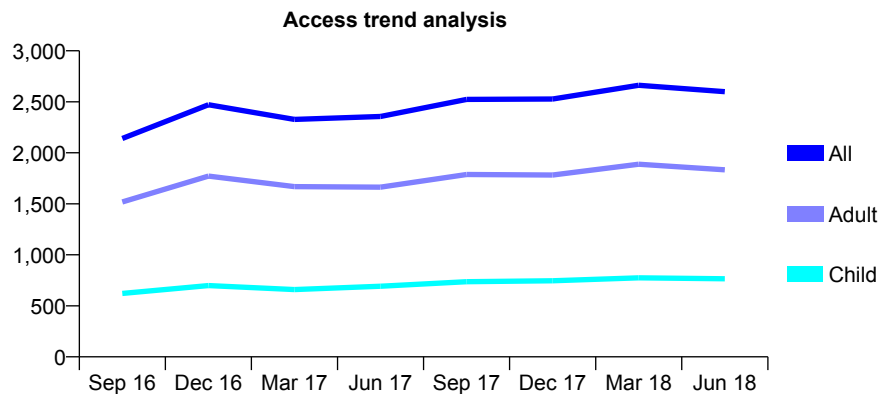
Q63 - Vital Signs At a Glance Contract Report for 198943/0002 - June 2018

Name or company name	P S Photay & Associates
Contract type name	GDS Contract
Purpose of contract	General
Contract start date	01/10/2013
Contract end date	

18/19 Contracted general activity (UDA)	8,520
Carry forward general activity (UDA)	0
18/19 Contracted orthodontic activity (UOA)	0
Carry forward orthodontic activity (UOA)	0
Baseline contract value	£221,418.12

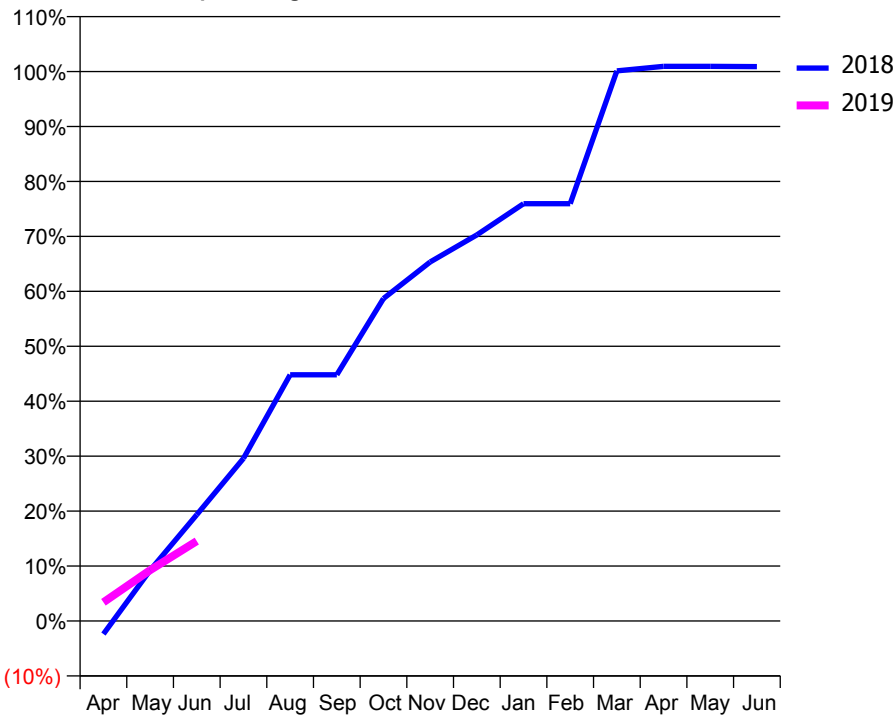
ACCESS*

Patients seen in 24 months	Total	Change since previous quarter
Quarter ending June 2017	2,356	
Quarter ending September 2017	2,524	↑
Quarter ending December 2017	2,528	→
Quarter ending March 2018	2,662	↑
Quarter ending June 2018	2,599	↓
Variance since June 2017	10.3%	↑



ACTIVITY

Cumulative percentage of contracted UDA delivered 2018 & 2019



Month	Adjusted Scheduled Activity (UDA)	
	2018	2019
April	-204	290
May	788	789
June	1,650	1,239
July	2,521	
August	3,819	
September	3,819	
October	4,999	
November	5,567	
December	5,987	
January	6,469	
February	6,469	
March	8,530	
April	8,600	
May	8,600	
June	8,597	

QUALITY

	Quantity	Base Number	Contract	AT	Region	England
% of FP17s for the same patient ID Re-attending within 3 months - Children	5	123	4.1%	9.8%	11.5%	11.5%
% of FP17s for the same patient ID Re-attending within 3 months - Adults	20	266	7.5%	15.4%	16.6%	15.4%
% of FP17s for the same patient ID Re-attending between 3 & 9 months - Children	40	123	32.5%	49.2%	48.8%	58.9%
% of FP17s for the same patient ID Re-attending between 3 & 9 months - Adults	74	266	27.8%	39.1%	39.3%	51.6%
% of FP17s for Band 1 Urgent Courses	44	345	12.8%	10.0%	10.6%	8.9%
% of FP17s Relating to Free Repair or Replacements	0	345	0.0%	0.6%	0.5%	0.8%
% of FP17s Relating to Continuations	1	345	0.3%	0.9%	0.7%	0.9%
% of Patients satisfied with the dentistry they have received	0	0	N/A	91.6%	90.4%	93.2%
% of Patients satisfied with the time they had to wait for an appointment	0	0	N/A	88.0%	85.3%	88.8%

* This is based on patients treated on this contract for their most recent course of treatment. Figures in italics indicate the base number of FP17s or Patient Questionnaire responses are less than 100. N/A is shown where the base number of responses is less than 10 during the period. % is calculated as Quantity/Base number*100

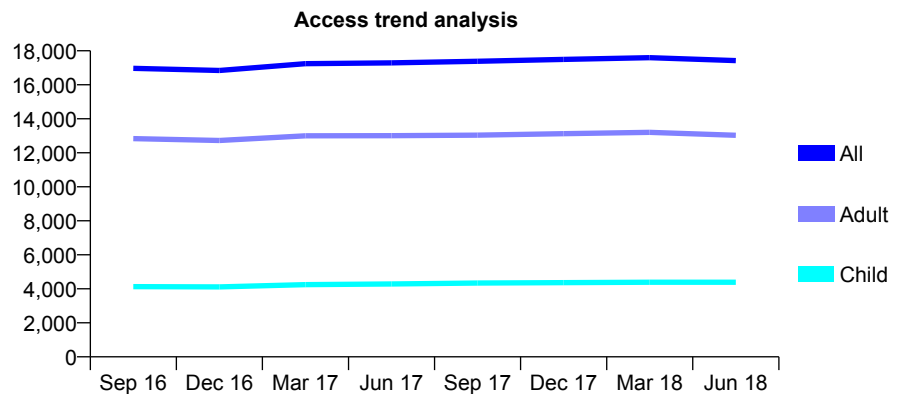
Q63 - Vital Signs At a Glance Contract Report for 199214/0001 - June 2018

Name or company name	L. Ziman & Associates
Contract type name	GDS Contract
Purpose of contract	General
Contract start date	01/04/2013
Contract end date	

18/19 Contracted general activity (UDA)	47,912
Carry forward general activity (UDA)	0
18/19 Contracted orthodontic activity (UOA)	0
Carry forward orthodontic activity (UOA)	0
Baseline contract value	£1,333,320.08

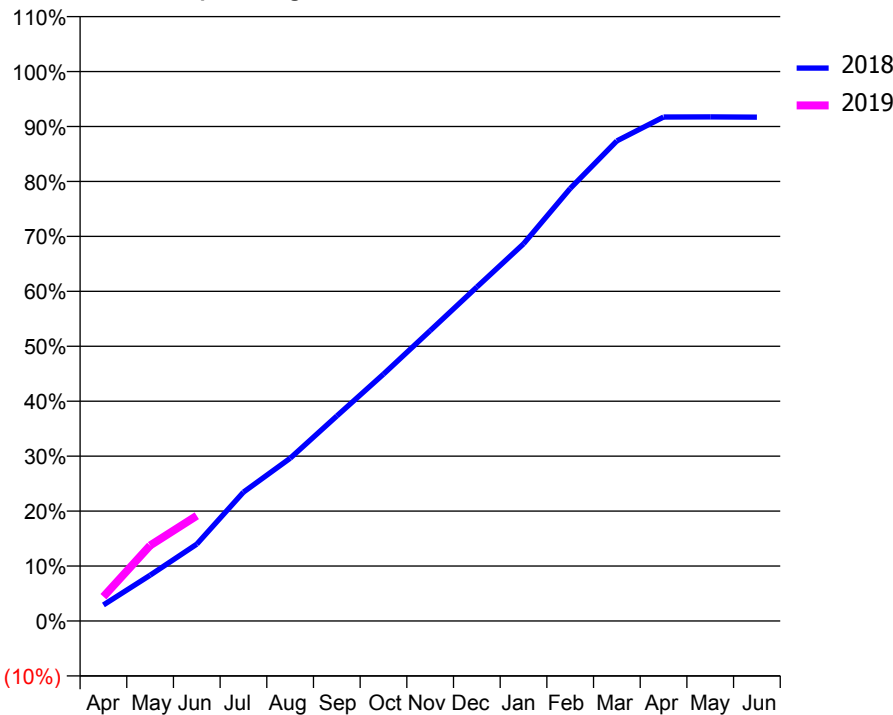
ACCESS*

Patients seen in 24 months	Total	Change since previous quarter
Quarter ending June 2017	17,294	
Quarter ending September 2017	17,381	→
Quarter ending December 2017	17,492	→
Quarter ending March 2018	17,593	→
Quarter ending June 2018	17,421	→
Variance since June 2017	0.7%	→



ACTIVITY

Cumulative percentage of contracted UDA delivered 2018 & 2019



Month	Adjusted Scheduled Activity (UDA)	
	2018	2019
April	1,401	2,120
May	4,000	6,584
June	6,698	9,175
July	11,239	
August	14,192	
September	17,878	
October	21,529	
November	25,316	
December	29,117	
January	32,889	
February	37,715	
March	41,860	
April	43,943	
May	43,951	
June	43,937	

QUALITY

	Quantity	Base Number	Contract	AT	Region	England
% of FP17s for the same patient ID Re-attending within 3 months - Children	87	1,503	5.8%	9.8%	11.5%	11.5%
% of FP17s for the same patient ID Re-attending within 3 months - Adults	494	3,525	14.0%	15.4%	16.6%	15.4%
% of FP17s for the same patient ID Re-attending between 3 & 9 months - Children	826	1,503	55.0%	49.2%	48.8%	58.9%
% of FP17s for the same patient ID Re-attending between 3 & 9 months - Adults	1,445	3,525	41.0%	39.1%	39.3%	51.6%
% of FP17s for Band 1 Urgent Courses	430	4,104	10.5%	10.0%	10.6%	8.9%
% of FP17s Relating to Free Repair or Replacements	28	4,104	0.7%	0.6%	0.5%	0.8%
% of FP17s Relating to Continuations	26	4,104	0.6%	0.9%	0.7%	0.9%
% of Patients satisfied with the dentistry they have received	5	5	N/A	91.6%	90.4%	93.2%
% of Patients satisfied with the time they had to wait for an appointment	4	5	N/A	88.0%	85.3%	88.8%

* This is based on patients treated on this contract for their most recent course of treatment. Figures in italics indicate the base number of FP17s or Patient Questionnaire responses are less than 100. N/A is shown where the base number of responses is less than 10 during the period. % is calculated as Quantity/Base number*100

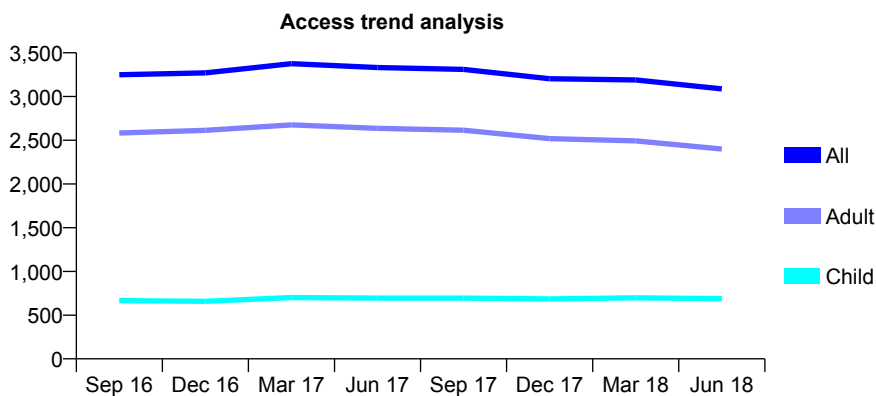
Q63 - Vital Signs At a Glance Contract Report for 199249/0001 - June 2018

Name or company name	Maxident Limited
Contract type name	GDS Contract
Purpose of contract	General
Contract start date	01/03/2011
Contract end date	

18/19 Contracted general activity (UDA)	9,489
Carry forward general activity (UDA)	0
18/19 Contracted orthodontic activity (UOA)	0
Carry forward orthodontic activity (UOA)	0
Baseline contract value	£270,362.40

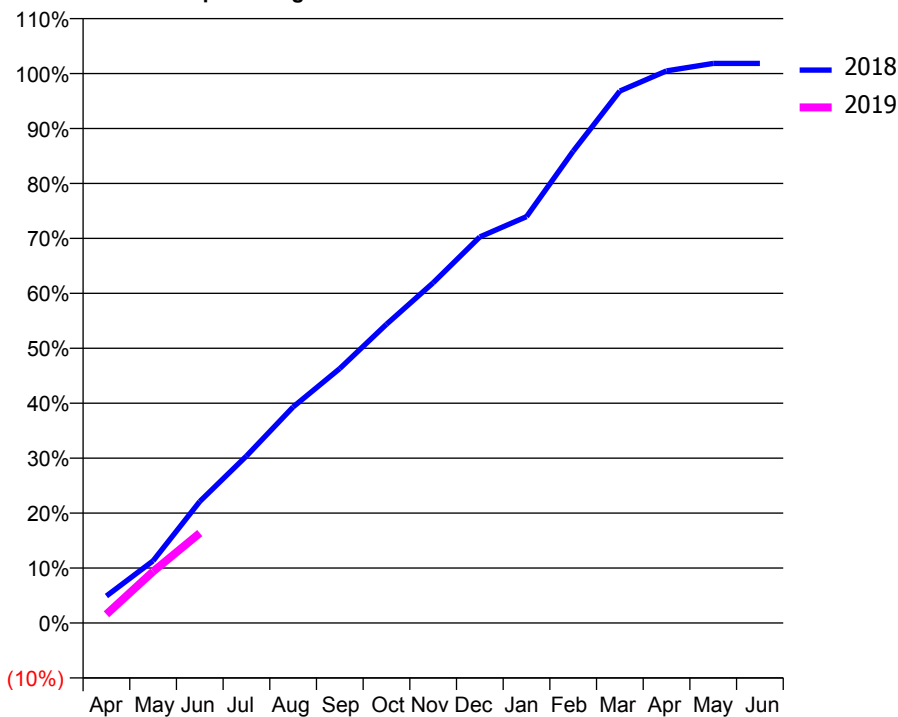
ACCESS*

Patients seen in 24 months	Total	Change since previous quarter
Quarter ending June 2017	3,331	
Quarter ending September 2017	3,310	→
Quarter ending December 2017	3,204	↓
Quarter ending March 2018	3,190	→
Quarter ending June 2018	3,088	↓
Variance since June 2017	(7.3%)	↓



ACTIVITY

Cumulative percentage of contracted UDA delivered 2018 & 2019



Adjusted Scheduled Activity (UDA)		
Month	2018	2019
April	467	151
May	1,074	889
June	2,100	1,554
July	2,884	
August	3,732	
September	4,394	
October	5,159	
November	5,874	
December	6,668	
January	7,018	
February	8,148	
March	9,188	
April	9,534	
May	9,663	
June	9,663	

QUALITY

	Quantity	Base Number	Contract	AT	Region	England
% of FP17s for the same patient ID Re-attending within 3 months - Children	11	142	7.7%	9.8%	11.5%	11.5%
% of FP17s for the same patient ID Re-attending within 3 months - Adults	81	415	19.5%	15.4%	16.6%	15.4%
% of FP17s for the same patient ID Re-attending between 3 & 9 months - Children	44	142	31.0%	49.2%	48.8%	58.9%
% of FP17s for the same patient ID Re-attending between 3 & 9 months - Adults	85	415	20.5%	39.1%	39.3%	51.6%
% of FP17s for Band 1 Urgent Courses	104	470	22.1%	10.0%	10.6%	8.9%
% of FP17s Relating to Free Repair or Replacements	0	470	0.0%	0.6%	0.5%	0.8%
% of FP17s Relating to Continuations	0	470	0.0%	0.9%	0.7%	0.9%
% of Patients satisfied with the dentistry they have received	0	0	N/A	91.6%	90.4%	93.2%
% of Patients satisfied with the time they had to wait for an appointment	0	0	N/A	88.0%	85.3%	88.8%

* This is based on patients treated on this contract for their most recent course of treatment. Figures in italics indicate the base number of FP17s or Patient Questionnaire responses are less than 100. N/A is shown where the base number of responses is less than 10 during the period. % is calculated as Quantity/Base number*100

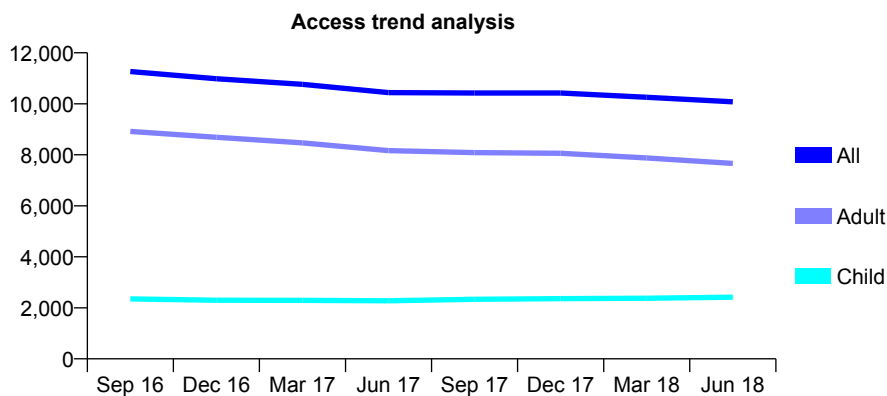
Q63 - Vital Signs At a Glance Contract Report for 199443/0001 - June 2018

Name or company name	Namta Ltd
Contract type name	GDS Contract
Purpose of contract	General
Contract start date	01/04/2011
Contract end date	

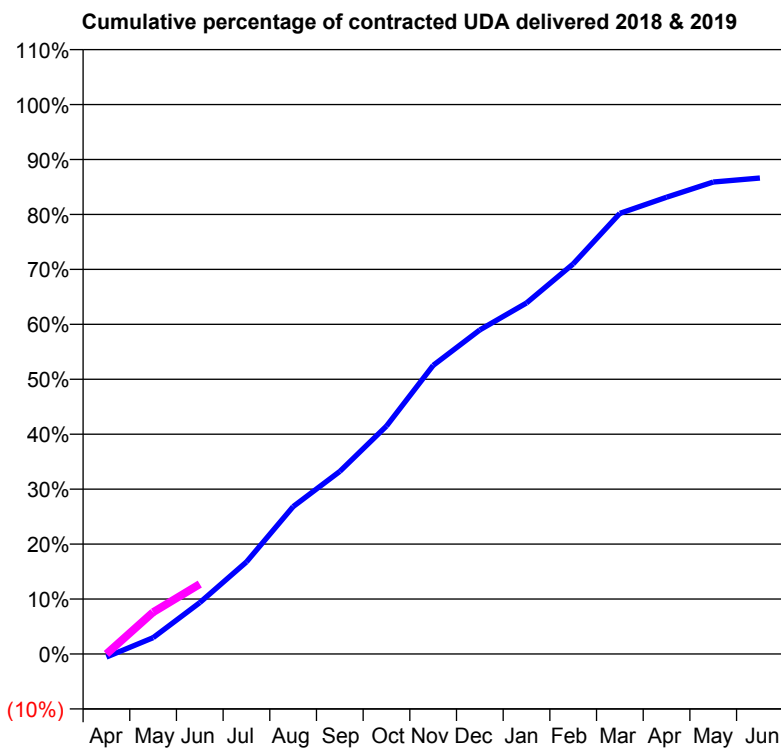
18/19 Contracted general activity (UDA)	26,885
Carry forward general activity (UDA)	0
18/19 Contracted orthodontic activity (UOA)	0
Carry forward orthodontic activity (UOA)	0
Baseline contract value	£719,155.40

ACCESS*

Patients seen in 24 months	Total	Change since previous quarter
Quarter ending June 2017	10,441	
Quarter ending September 2017	10,423	→
Quarter ending December 2017	10,422	→
Quarter ending March 2018	10,254	↓
Quarter ending June 2018	10,077	↓
Variance since June 2017	(3.5%)	↓



ACTIVITY



Month	Adjusted Scheduled Activity (UDA)	
	2018	2019
April	-155	6
May	802	2,043
June	2,516	3,421
July	4,502	
August	7,211	
September	8,932	
October	11,152	
November	14,121	
December	15,857	
January	17,176	
February	19,089	
March	21,557	
April	22,347	
May	23,090	
June	23,286	

QUALITY

	Quantity	Base Number	Contract	AT	Region	England
% of FP17s for the same patient ID Re-attending within 3 months - Children	37	668	5.5%	9.8%	11.5%	11.5%
% of FP17s for the same patient ID Re-attending within 3 months - Adults	284	1,646	17.3%	15.4%	16.6%	15.4%
% of FP17s for the same patient ID Re-attending between 3 & 9 months - Children	274	668	41.0%	49.2%	48.8%	58.9%
% of FP17s for the same patient ID Re-attending between 3 & 9 months - Adults	585	1,646	35.5%	39.1%	39.3%	51.6%
% of FP17s for Band 1 Urgent Courses	231	1,715	13.5%	10.0%	10.6%	8.9%
% of FP17s Relating to Free Repair or Replacements	17	1,715	1.0%	0.6%	0.5%	0.8%
% of FP17s Relating to Continuations	3	1,715	0.2%	0.9%	0.7%	0.9%
% of Patients satisfied with the dentistry they have received	4	4	N/A	91.6%	90.4%	93.2%
% of Patients satisfied with the time they had to wait for an appointment	3	4	N/A	88.0%	85.3%	88.8%

* This is based on patients treated on this contract for their most recent course of treatment. Figures in italics indicate the base number of FP17s or Patient Questionnaire responses are less than 100. N/A is shown where the base number of responses is less than 10 during the period. % is calculated as Quantity/Base number*100

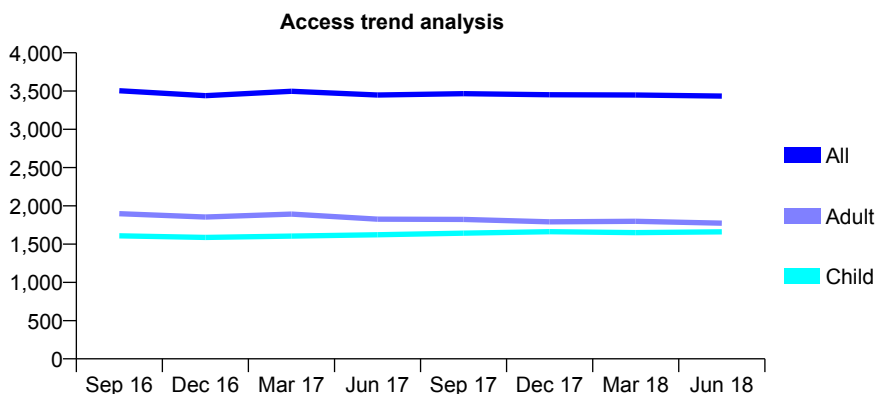
Q63 - Vital Signs At a Glance Contract Report for 199826/0001 - June 2018

Name or company name	FEARNS LIMITED
Contract type name	GDS Contract
Purpose of contract	General
Contract start date	01/03/2009
Contract end date	

18/19 Contracted general activity (UDA)	6,400
Carry forward general activity (UDA)	0
18/19 Contracted orthodontic activity (UOA)	0
Carry forward orthodontic activity (UOA)	0
Baseline contract value	£150,757.39

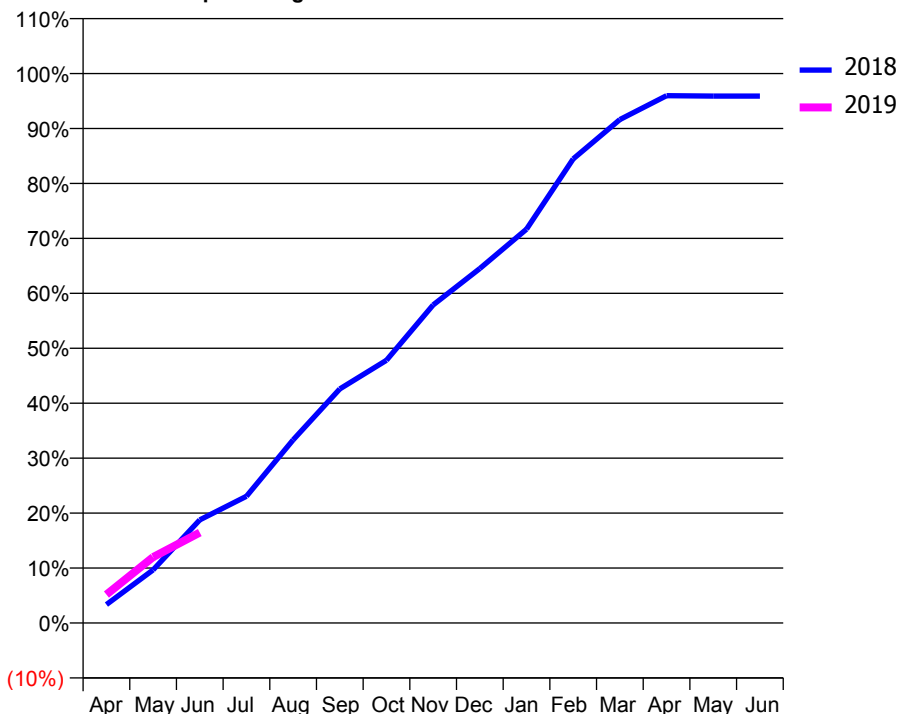
ACCESS*

Patients seen in 24 months	Total	Change since previous quarter
Quarter ending June 2017	3,448	
Quarter ending September 2017	3,465	→
Quarter ending December 2017	3,452	→
Quarter ending March 2018	3,448	→
Quarter ending June 2018	3,434	→
Variance since June 2017	(0.4%)	→



ACTIVITY

Cumulative percentage of contracted UDA delivered 2018 & 2019



Adjusted Scheduled Activity (UDA)		
Month	2018	2019
April	215	332
May	619	768
June	1,202	1,054
July	1,476	
August	2,134	
September	2,727	
October	3,061	
November	3,705	
December	4,129	
January	4,587	
February	5,406	
March	5,864	
April	6,142	
May	6,138	
June	6,138	

QUALITY

	Quantity	Base Number	Contract	AT	Region	England
% of FP17s for the same patient ID Re-attending within 3 months - Children	26	570	4.6%	9.8%	11.5%	11.5%
% of FP17s for the same patient ID Re-attending within 3 months - Adults	47	394	11.9%	15.4%	16.6%	15.4%
% of FP17s for the same patient ID Re-attending between 3 & 9 months - Children	389	570	68.2%	49.2%	48.8%	58.9%
% of FP17s for the same patient ID Re-attending between 3 & 9 months - Adults	207	394	52.5%	39.1%	39.3%	51.6%
% of FP17s for Band 1 Urgent Courses	19	621	3.1%	10.0%	10.6%	8.9%
% of FP17s Relating to Free Repair or Replacements	0	621	0.0%	0.6%	0.5%	0.8%
% of FP17s Relating to Continuations	1	621	0.2%	0.9%	0.7%	0.9%
% of Patients satisfied with the dentistry they have received	0	0	N/A	91.6%	90.4%	93.2%
% of Patients satisfied with the time they had to wait for an appointment	0	0	N/A	88.0%	85.3%	88.8%

* This is based on patients treated on this contract for their most recent course of treatment. Figures in italics indicate the base number of FP17s or Patient Questionnaire responses are less than 100. N/A is shown where the base number of responses is less than 10 during the period. % is calculated as Quantity/Base number*100

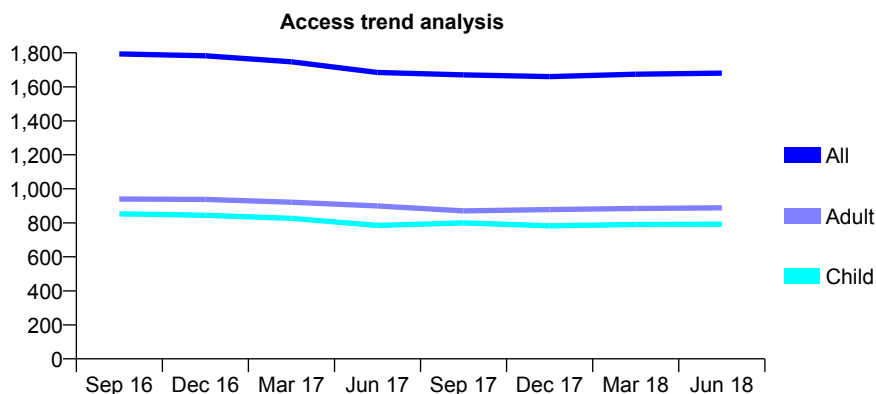
Q63 - Vital Signs At a Glance Contract Report for 204307/0002 - June 2018

Name or company name	MR RN SILVERSTONE
Contract type name	GDS Contract
Purpose of contract	General
Contract start date	16/12/2013
Contract end date	

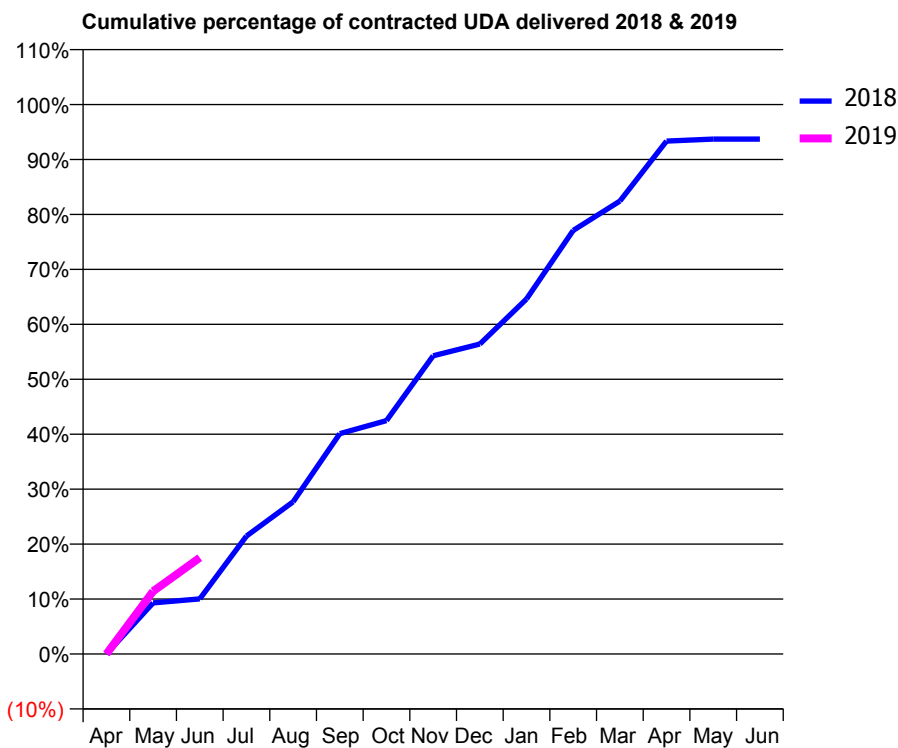
18/19 Contracted general activity (UDA)	7,500
Carry forward general activity (UDA)	0
18/19 Contracted orthodontic activity (UOA)	0
Carry forward orthodontic activity (UOA)	0
Baseline contract value	£269,162.05

ACCESS*

Patients seen in 24 months	Total	Change since previous quarter
Quarter ending June 2017	1,684	
Quarter ending September 2017	1,670	→
Quarter ending December 2017	1,660	→
Quarter ending March 2018	1,674	→
Quarter ending June 2018	1,680	→
Variance since June 2017	(0.2%)	→



ACTIVITY



Month	Adjusted Scheduled Activity (UDA)	
	2018	2019
April	0	0
May	699	857
June	752	1,315
July	1,610	
August	2,077	
September	3,007	
October	3,185	
November	4,071	
December	4,230	
January	4,845	
February	5,782	
March	6,181	
April	7,000	
May	7,028	
June	7,028	

QUALITY

	Quantity	Base Number	Contract	AT	Region	England
% of FP17s for the same patient ID Re-attending within 3 months - Children	21	263	8.0%	9.8%	11.5%	11.5%
% of FP17s for the same patient ID Re-attending within 3 months - Adults	98	336	29.2%	15.4%	16.6%	15.4%
% of FP17s for the same patient ID Re-attending between 3 & 9 months - Children	139	263	52.9%	49.2%	48.8%	58.9%
% of FP17s for the same patient ID Re-attending between 3 & 9 months - Adults	133	336	39.6%	39.1%	39.3%	51.6%
% of FP17s for Band 1 Urgent Courses	51	373	13.7%	10.0%	10.6%	8.9%
% of FP17s Relating to Free Repair or Replacements	14	373	3.8%	0.6%	0.5%	0.8%
% of FP17s Relating to Continuations	15	373	4.0%	0.9%	0.7%	0.9%
% of Patients satisfied with the dentistry they have received	4	4	N/A	91.6%	90.4%	93.2%
% of Patients satisfied with the time they had to wait for an appointment	4	4	N/A	88.0%	85.3%	88.8%

* This is based on patients treated on this contract for their most recent course of treatment. Figures in italics indicate the base number of FP17s or Patient Questionnaire responses are less than 100. N/A is shown where the base number of responses is less than 10 during the period. % is calculated as Quantity/Base number*100

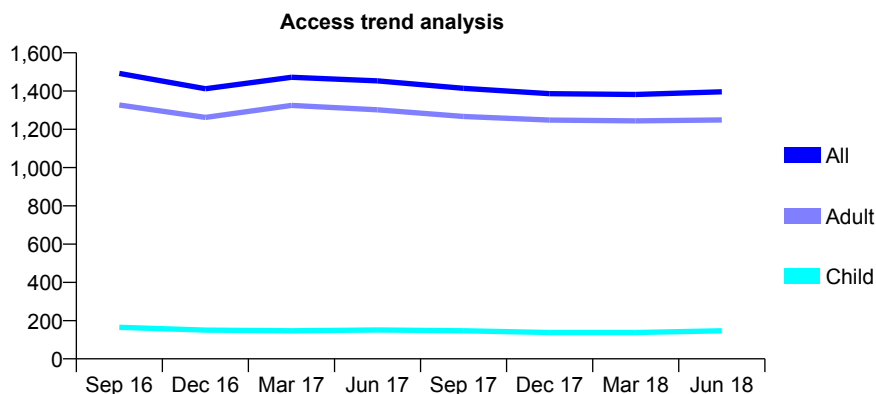
Q63 - Vital Signs At a Glance Contract Report for 206660/0002 - June 2018

Name or company name	MR HK AGYEKUM
Contract type name	GDS Contract
Purpose of contract	General
Contract start date	02/04/2011
Contract end date	

18/19 Contracted general activity (UDA)	5,840
Carry forward general activity (UDA)	0
18/19 Contracted orthodontic activity (UOA)	0
Carry forward orthodontic activity (UOA)	0
Baseline contract value	£189,335.65

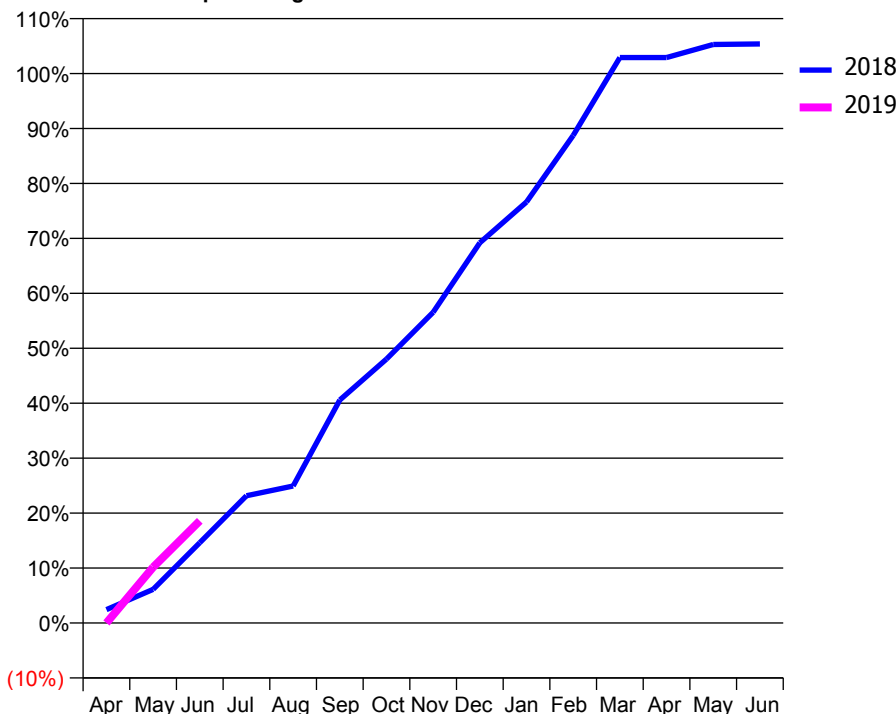
ACCESS*

Patients seen in 24 months	Total	Change since previous quarter
Quarter ending June 2017	1,453	
Quarter ending September 2017	1,414	↓
Quarter ending December 2017	1,386	↓
Quarter ending March 2018	1,382	→
Quarter ending June 2018	1,396	→
Variance since June 2017	(3.9%)	↓



ACTIVITY

Cumulative percentage of contracted UDA delivered 2018 & 2019



Month	Adjusted Scheduled Activity (UDA)	
	2018	2019
April	143	0
May	358	593
June	854	1,086
July	1,353	
August	1,457	
September	2,370	
October	2,805	
November	3,303	
December	4,041	
January	4,475	
February	5,182	
March	6,010	
April	6,010	
May	6,149	
June	6,155	

QUALITY

	Quantity	Base Number	Contract	AT	Region	England
% of FP17s for the same patient ID Re-attending within 3 months - Children	0	48	0.0%	9.8%	11.5%	11.5%
% of FP17s for the same patient ID Re-attending within 3 months - Adults	56	322	17.4%	15.4%	16.6%	15.4%
% of FP17s for the same patient ID Re-attending between 3 & 9 months - Children	25	48	52.1%	49.2%	48.8%	58.9%
% of FP17s for the same patient ID Re-attending between 3 & 9 months - Adults	170	322	52.8%	39.1%	39.3%	51.6%
% of FP17s for Band 1 Urgent Courses	24	302	7.9%	10.0%	10.6%	8.9%
% of FP17s Relating to Free Repair or Replacements	0	302	0.0%	0.6%	0.5%	0.8%
% of FP17s Relating to Continuations	0	302	0.0%	0.9%	0.7%	0.9%
% of Patients satisfied with the dentistry they have received	1	1	N/A	91.6%	90.4%	93.2%
% of Patients satisfied with the time they had to wait for an appointment	1	1	N/A	88.0%	85.3%	88.8%

* This is based on patients treated on this contract for their most recent course of treatment. Figures in italics indicate the base number of FP17s or Patient Questionnaire responses are less than 100. N/A is shown where the base number of responses is less than 10 during the period. % is calculated as Quantity/Base number*100

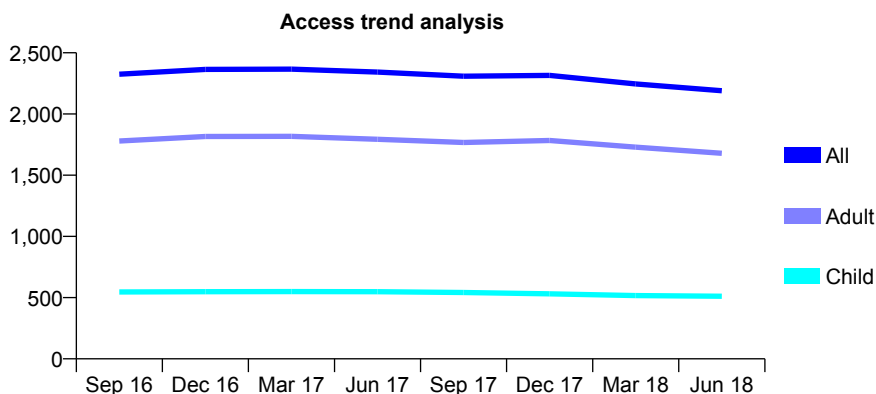
Q63 - Vital Signs At a Glance Contract Report for 213349/0001 - June 2018

Name or company name	MR GJ HUMPHRIES
Contract type name	GDS Contract
Purpose of contract	General
Contract start date	01/04/2006
Contract end date	

18/19 Contracted general activity (UDA)	6,029
Carry forward general activity (UDA)	0
18/19 Contracted orthodontic activity (UOA)	0
Carry forward orthodontic activity (UOA)	0
Baseline contract value	£163,715.53

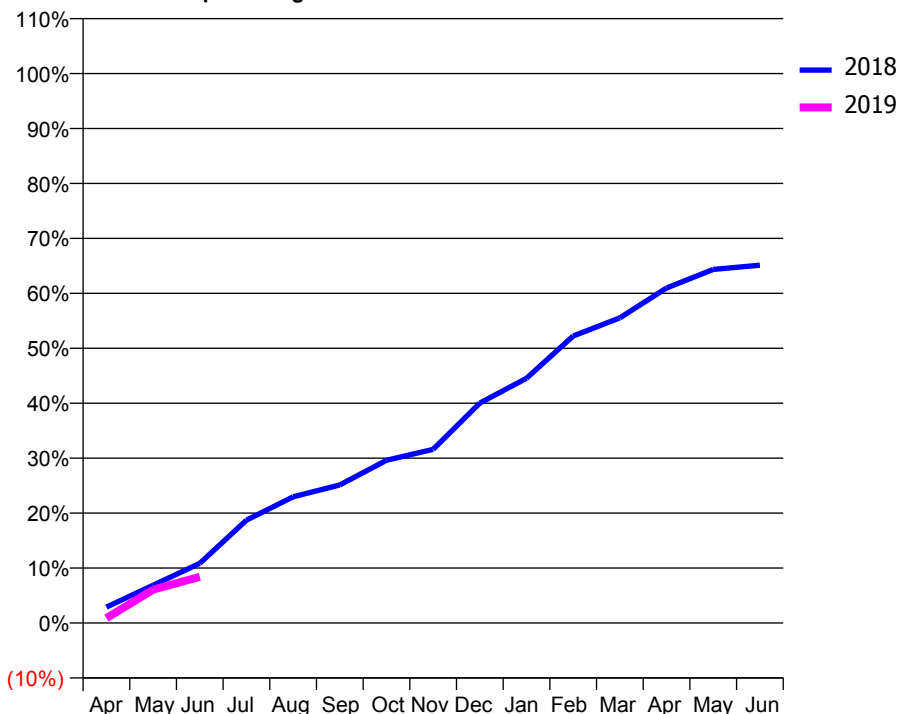
ACCESS*

Patients seen in 24 months	Total	Change since previous quarter
Quarter ending June 2017	2,343	
Quarter ending September 2017	2,309	↓
Quarter ending December 2017	2,315	→
Quarter ending March 2018	2,246	↓
Quarter ending June 2018	2,190	↓
Variance since June 2017	(6.5%)	↓



ACTIVITY

Cumulative percentage of contracted UDA delivered 2018 & 2019



Month	Adjusted Scheduled Activity (UDA)	
	2018	2019
April	175	54
May	414	367
June	655	506
July	1,129	
August	1,384	
September	1,515	
October	1,785	
November	1,905	
December	2,413	
January	2,685	
February	3,149	
March	3,349	
April	3,676	
May	3,880	
June	3,926	

QUALITY

	Quantity	Base Number	Contract	AT	Region	England
% of FP17s for the same patient ID Re-attending within 3 months - Children	15	154	9.7%	9.8%	11.5%	11.5%
% of FP17s for the same patient ID Re-attending within 3 months - Adults	64	487	13.1%	15.4%	16.6%	15.4%
% of FP17s for the same patient ID Re-attending between 3 & 9 months - Children	46	154	29.9%	49.2%	48.8%	58.9%
% of FP17s for the same patient ID Re-attending between 3 & 9 months - Adults	147	487	30.2%	39.1%	39.3%	51.6%
% of FP17s for Band 1 Urgent Courses	37	281	13.2%	10.0%	10.6%	8.9%
% of FP17s Relating to Free Repair or Replacements	6	281	2.1%	0.6%	0.5%	0.8%
% of FP17s Relating to Continuations	2	281	0.7%	0.9%	0.7%	0.9%
% of Patients satisfied with the dentistry they have received	0	0	N/A	91.6%	90.4%	93.2%
% of Patients satisfied with the time they had to wait for an appointment	0	0	N/A	88.0%	85.3%	88.8%

* This is based on patients treated on this contract for their most recent course of treatment. Figures in italics indicate the base number of FP17s or Patient Questionnaire responses are less than 100. N/A is shown where the base number of responses is less than 10 during the period. % is calculated as Quantity/Base number*100

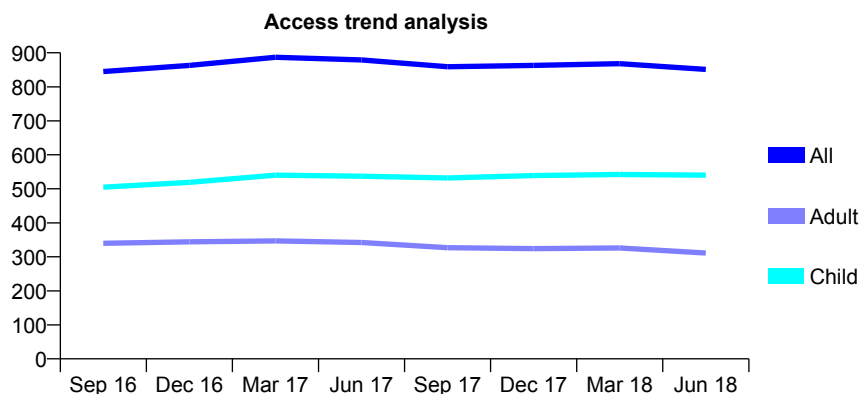
Q63 - Vital Signs At a Glance Contract Report for 214582/0001 - June 2018

Name or company name	S Shah
Contract type name	GDS Contract
Purpose of contract	General
Contract start date	01/04/2006
Contract end date	

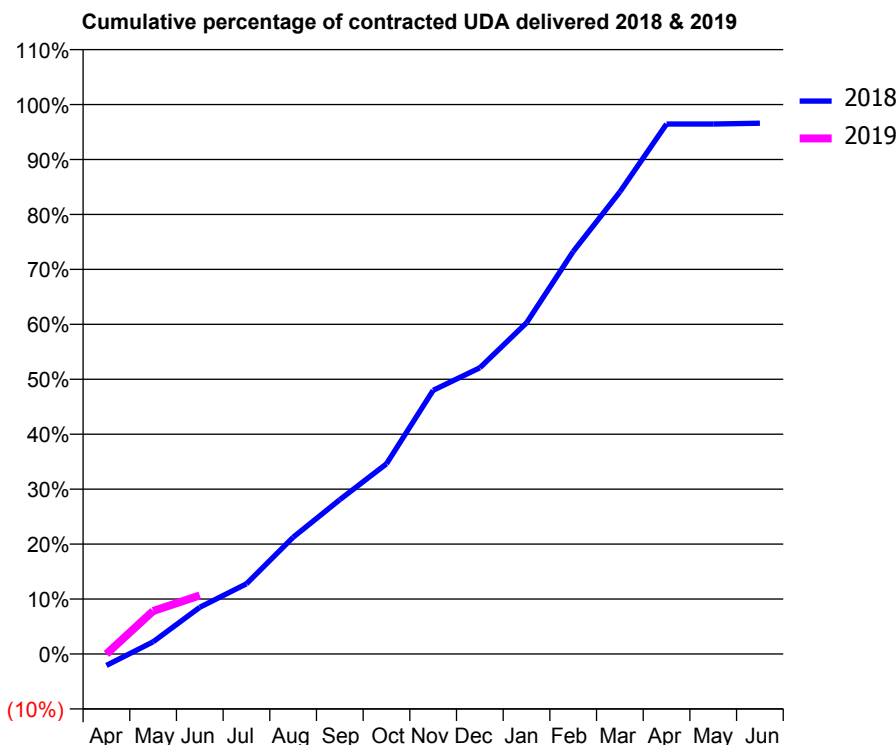
18/19 Contracted general activity (UDA)	2,040
Carry forward general activity (UDA)	0
18/19 Contracted orthodontic activity (UOA)	0
Carry forward orthodontic activity (UOA)	0
Baseline contract value	£52,590.97

ACCESS*

Patients seen in 24 months	Total	Change since previous quarter
Quarter ending June 2017	879	
Quarter ending September 2017	859	↓
Quarter ending December 2017	863	→
Quarter ending March 2018	868	→
Quarter ending June 2018	851	↓
Variance since June 2017	(3.2%)	↓



ACTIVITY



Adjusted Scheduled Activity (UDA)		
Month	2018	2019
April	-43	0
May	45	160
June	174	217
July	261	
August	434	
September	573	
October	706	
November	979	
December	1,063	
January	1,229	
February	1,494	
March	1,716	
April	1,967	
May	1,967	
June	1,970	

QUALITY

	Quantity	Base Number	Contract	AT	Region	England
% of FP17s for the same patient ID Re-attending within 3 months - Children	21	204	10.3%	9.8%	11.5%	11.5%
% of FP17s for the same patient ID Re-attending within 3 months - Adults	6	72	8.3%	15.4%	16.6%	15.4%
% of FP17s for the same patient ID Re-attending between 3 & 9 months - Children	144	204	70.6%	49.2%	48.8%	58.9%
% of FP17s for the same patient ID Re-attending between 3 & 9 months - Adults	38	72	52.8%	39.1%	39.3%	51.6%
% of FP17s for Band 1 Urgent Courses	7	142	4.9%	10.0%	10.6%	8.9%
% of FP17s Relating to Free Repair or Replacements	0	142	0.0%	0.6%	0.5%	0.8%
% of FP17s Relating to Continuations	0	142	0.0%	0.9%	0.7%	0.9%
% of Patients satisfied with the dentistry they have received	0	0	N/A	91.6%	90.4%	93.2%
% of Patients satisfied with the time they had to wait for an appointment	0	0	N/A	88.0%	85.3%	88.8%

* This is based on patients treated on this contract for their most recent course of treatment. Figures in italics indicate the base number of FP17s or Patient Questionnaire responses are less than 100. N/A is shown where the base number of responses is less than 10 during the period. % is calculated as Quantity/Base number*100

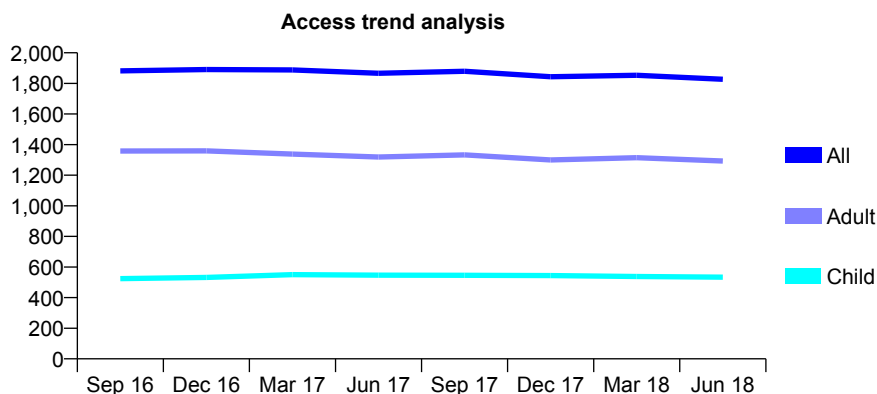
Q63 - Vital Signs At a Glance Contract Report for 214752/0001 - June 2018

Name or company name	MR A PATEL
Contract type name	GDS Contract
Purpose of contract	General
Contract start date	01/04/2006
Contract end date	

18/19 Contracted general activity (UDA)	4,304
Carry forward general activity (UDA)	0
18/19 Contracted orthodontic activity (UOA)	0
Carry forward orthodontic activity (UOA)	0
Baseline contract value	£127,524.14

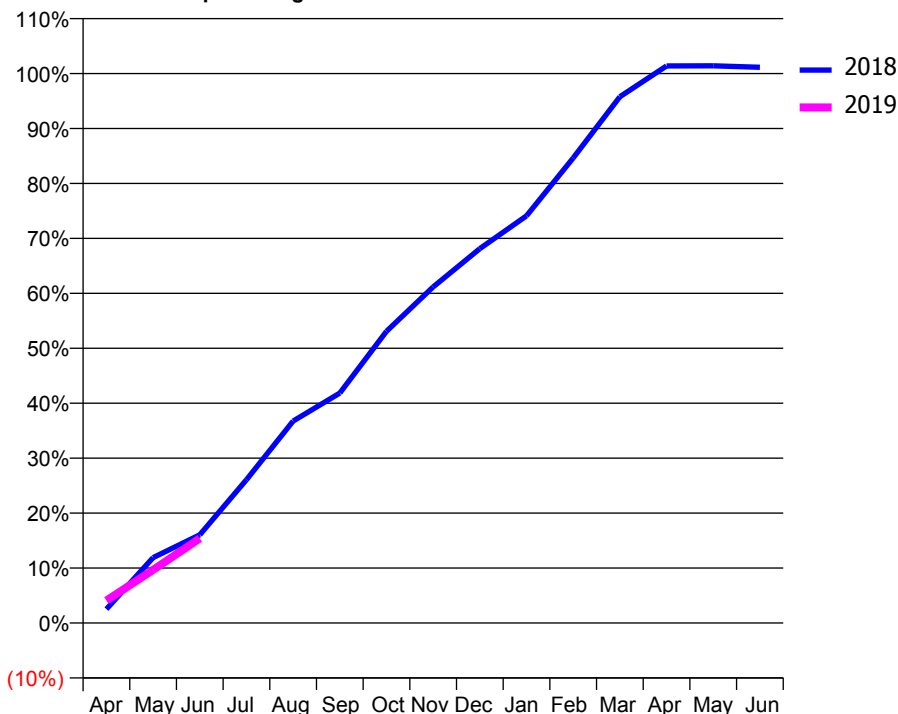
ACCESS*

Patients seen in 24 months	Total	Change since previous quarter
Quarter ending June 2017	1,866	
Quarter ending September 2017	1,879	→
Quarter ending December 2017	1,844	↓
Quarter ending March 2018	1,853	→
Quarter ending June 2018	1,827	↓
Variance since June 2017	(2.1%)	↓



ACTIVITY

Cumulative percentage of contracted UDA delivered 2018 & 2019



Adjusted Scheduled Activity (UDA)

Month	2018	2019
April	109	176
May	512	417
June	691	662
July	1,122	
August	1,582	
September	1,801	
October	2,284	
November	2,633	
December	2,932	
January	3,189	
February	3,643	
March	4,122	
April	4,363	
May	4,364	
June	4,353	

QUALITY

	Quantity	Base Number	Contract	AT	Region	England
% of FP17s for the same patient ID Re-attending within 3 months - Children	6	123	4.9%	9.8%	11.5%	11.5%
% of FP17s for the same patient ID Re-attending within 3 months - Adults	16	272	5.9%	15.4%	16.6%	15.4%
% of FP17s for the same patient ID Re-attending between 3 & 9 months - Children	51	123	41.5%	49.2%	48.8%	58.9%
% of FP17s for the same patient ID Re-attending between 3 & 9 months - Adults	104	272	38.2%	39.1%	39.3%	51.6%
% of FP17s for Band 1 Urgent Courses	11	313	3.5%	10.0%	10.6%	8.9%
% of FP17s Relating to Free Repair or Replacements	2	313	0.6%	0.6%	0.5%	0.8%
% of FP17s Relating to Continuations	3	313	1.0%	0.9%	0.7%	0.9%
% of Patients satisfied with the dentistry they have received	1	1	N/A	91.6%	90.4%	93.2%
% of Patients satisfied with the time they had to wait for an appointment	1	1	N/A	88.0%	85.3%	88.8%

* This is based on patients treated on this contract for their most recent course of treatment. Figures in italics indicate the base number of FP17s or Patient Questionnaire responses are less than 100. N/A is shown where the base number of responses is less than 10 during the period. % is calculated as Quantity/Base number*100

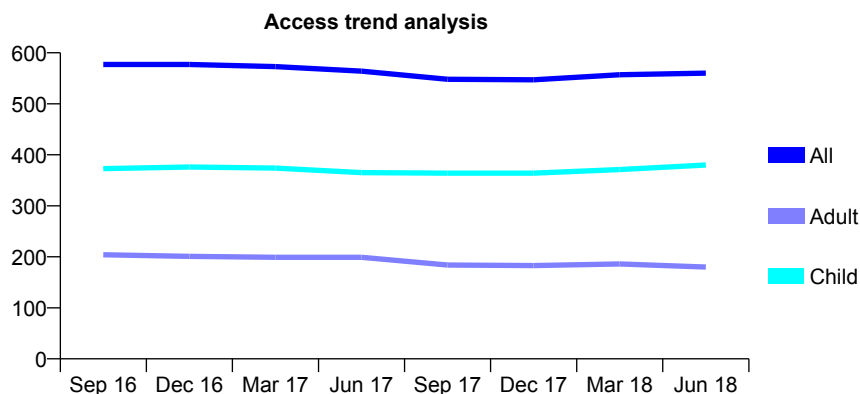
Q63 - Vital Signs At a Glance Contract Report for 215775/0001 - June 2018

Name or company name	MR HE ROBERTS-HARRY
Contract type name	GDS Contract
Purpose of contract	General
Contract start date	01/04/2006
Contract end date	

18/19 Contracted general activity (UDA)	1,272
Carry forward general activity (UDA)	0
18/19 Contracted orthodontic activity (UOA)	0
Carry forward orthodontic activity (UOA)	0
Baseline contract value	£34,737.08

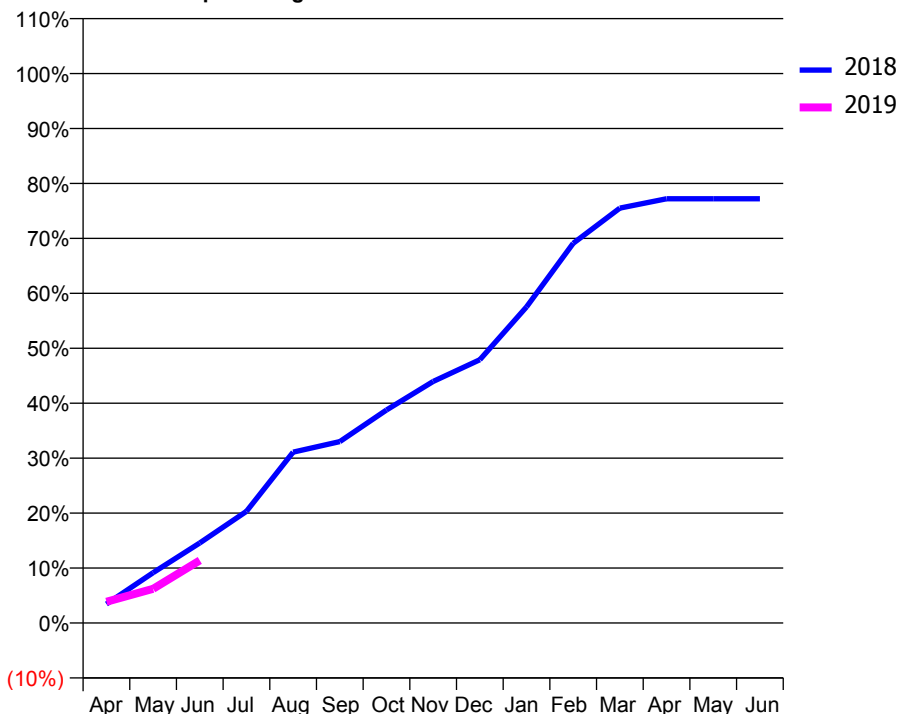
ACCESS*

Patients seen in 24 months	Total	Change since previous quarter
Quarter ending June 2017	564	
Quarter ending September 2017	548	↓
Quarter ending December 2017	547	→
Quarter ending March 2018	557	→
Quarter ending June 2018	560	→
Variance since June 2017	(0.7%)	→



ACTIVITY

Cumulative percentage of contracted UDA delivered 2018 & 2019



Adjusted Scheduled Activity (UDA)

Month	2018	2019
April	44	49
May	116	79
June	185	145
July	258	
August	396	
September	420	
October	493	
November	559	
December	610	
January	732	
February	879	
March	960	
April	982	
May	982	
June	982	

QUALITY

	Quantity	Base Number	Contract	AT	Region	England
% of FP17s for the same patient ID Re-attending within 3 months - Children	6	97	6.2%	9.8%	11.5%	11.5%
% of FP17s for the same patient ID Re-attending within 3 months - Adults	1	33	3.0%	15.4%	16.6%	15.4%
% of FP17s for the same patient ID Re-attending between 3 & 9 months - Children	48	97	49.5%	49.2%	48.8%	58.9%
% of FP17s for the same patient ID Re-attending between 3 & 9 months - Adults	13	33	39.4%	39.1%	39.3%	51.6%
% of FP17s for Band 1 Urgent Courses	5	113	4.4%	10.0%	10.6%	8.9%
% of FP17s Relating to Free Repair or Replacements	0	113	0.0%	0.6%	0.5%	0.8%
% of FP17s Relating to Continuations	0	113	0.0%	0.9%	0.7%	0.9%
% of Patients satisfied with the dentistry they have received	0	0	N/A	91.6%	90.4%	93.2%
% of Patients satisfied with the time they had to wait for an appointment	0	0	N/A	88.0%	85.3%	88.8%

* This is based on patients treated on this contract for their most recent course of treatment. Figures in italics indicate the base number of FP17s or Patient Questionnaire responses are less than 100. N/A is shown where the base number of responses is less than 10 during the period. % is calculated as Quantity/Base number*100

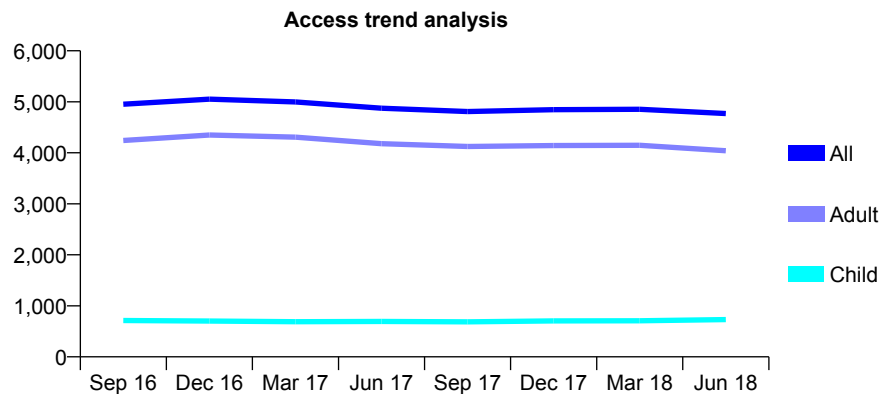
Q63 - Vital Signs At a Glance Contract Report for 218146/0002 - June 2018

Name or company name	MR BH ANNOBIL
Contract type name	GDS Contract
Purpose of contract	General
Contract start date	21/04/2008
Contract end date	

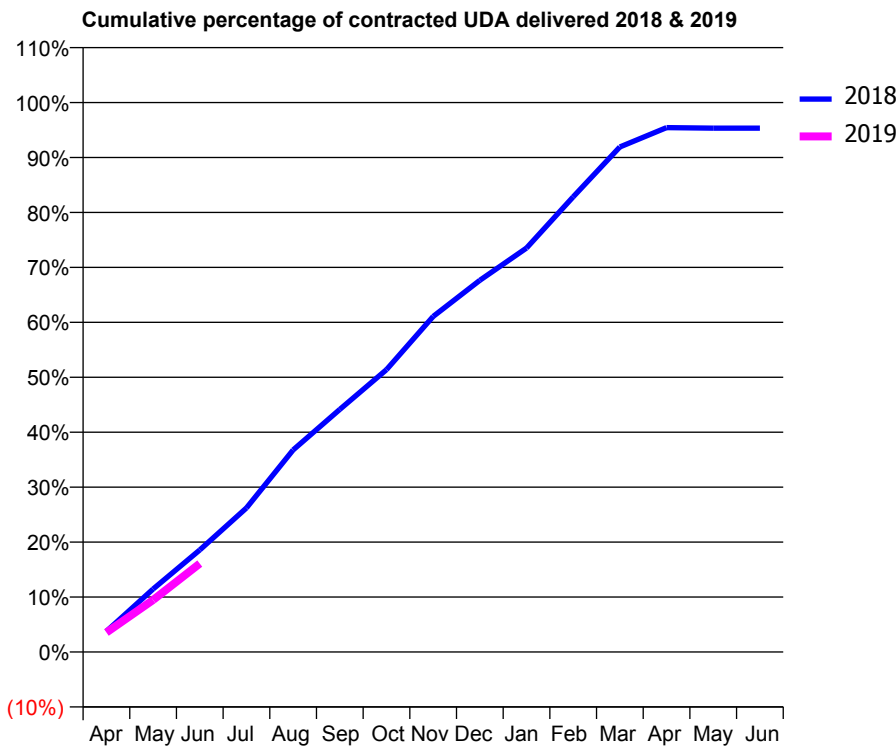
18/19 Contracted general activity (UDA)	12,300
Carry forward general activity (UDA)	0
18/19 Contracted orthodontic activity (UOA)	0
Carry forward orthodontic activity (UOA)	0
Baseline contract value	£382,830.09

ACCESS*

Patients seen in 24 months	Total	Change since previous quarter
Quarter ending June 2017	4,875	
Quarter ending September 2017	4,808	↓
Quarter ending December 2017	4,847	→
Quarter ending March 2018	4,854	→
Quarter ending June 2018	4,770	↓
Variance since June 2017	(2.2%)	↓



ACTIVITY



Month	Adjusted Scheduled Activity (UDA)	
	2018	2019
April	463	436
May	1,411	1,166
June	2,284	1,981
July	3,225	
August	4,525	
September	5,431	
October	6,321	
November	7,512	
December	8,320	
January	9,043	
February	10,187	
March	11,305	
April	11,738	
May	11,725	
June	11,725	

QUALITY

	Quantity	Base Number	Contract	AT	Region	England
% of FP17s for the same patient ID Re-attending within 3 months - Children	14	191	7.3%	9.8%	11.5%	11.5%
% of FP17s for the same patient ID Re-attending within 3 months - Adults	107	781	13.7%	15.4%	16.6%	15.4%
% of FP17s for the same patient ID Re-attending between 3 & 9 months - Children	63	191	33.0%	49.2%	48.8%	58.9%
% of FP17s for the same patient ID Re-attending between 3 & 9 months - Adults	203	781	26.0%	39.1%	39.3%	51.6%
% of FP17s for Band 1 Urgent Courses	138	833	16.6%	10.0%	10.6%	8.9%
% of FP17s Relating to Free Repair or Replacements	1	833	0.1%	0.6%	0.5%	0.8%
% of FP17s Relating to Continuations	0	833	0.0%	0.9%	0.7%	0.9%
% of Patients satisfied with the dentistry they have received	1	2	N/A	91.6%	90.4%	93.2%
% of Patients satisfied with the time they had to wait for an appointment	2	2	N/A	88.0%	85.3%	88.8%

* This is based on patients treated on this contract for their most recent course of treatment. Figures in italics indicate the base number of FP17s or Patient Questionnaire responses are less than 100. N/A is shown where the base number of responses is less than 10 during the period. % is calculated as Quantity/Base number*100

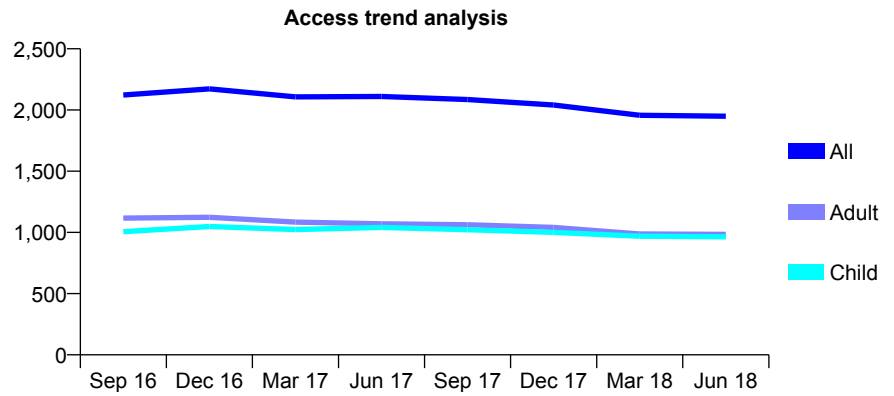
Q63 - Vital Signs At a Glance Contract Report for 219851/0001 - June 2018

Name or company name	MR DN COGGER
Contract type name	GDS Contract
Purpose of contract	General
Contract start date	01/04/2006
Contract end date	

18/19 Contracted general activity (UDA)	7,000
Carry forward general activity (UDA)	0
18/19 Contracted orthodontic activity (UOA)	0
Carry forward orthodontic activity (UOA)	0
Baseline contract value	£187,459.75

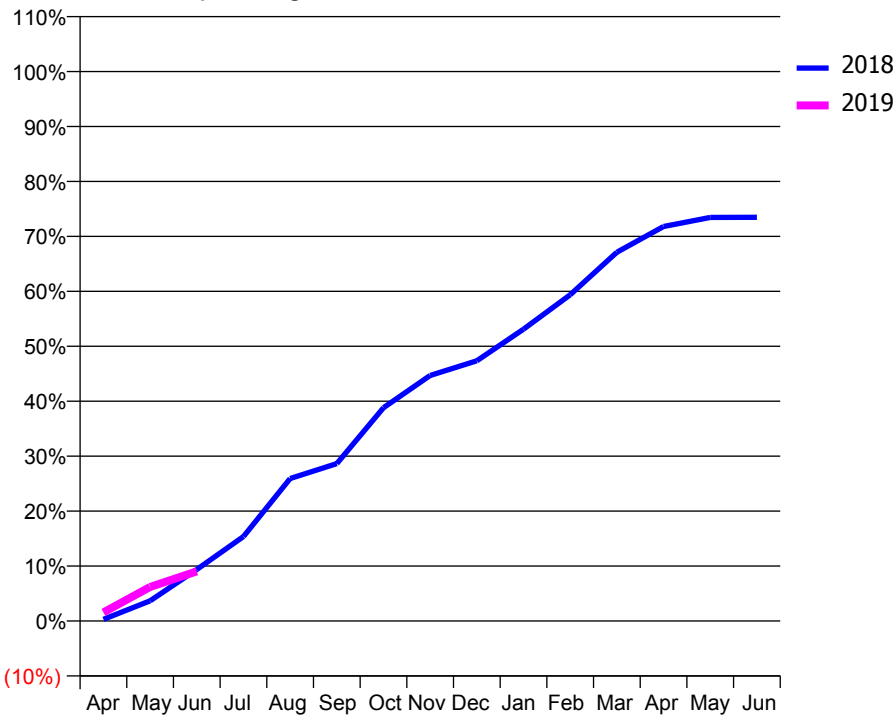
ACCESS*

Patients seen in 24 months	Total	Change since previous quarter
Quarter ending June 2017	2,111	
Quarter ending September 2017	2,085	↓
Quarter ending December 2017	2,041	↓
Quarter ending March 2018	1,957	↓
Quarter ending June 2018	1,949	→
Variance since June 2017	(7.7%)	↓



ACTIVITY

Cumulative percentage of contracted UDA delivered 2018 & 2019



Adjusted Scheduled Activity (UDA)		
Month	2018	2019
April	21	109
May	258	434
June	656	633
July	1,076	
August	1,815	
September	2,005	
October	2,718	
November	3,128	
December	3,315	
January	3,717	
February	4,157	
March	4,698	
April	5,025	
May	5,142	
June	5,143	

QUALITY

	Quantity	Base Number	Contract	AT	Region	England
% of FP17s for the same patient ID Re-attending within 3 months - Children	23	238	9.7%	9.8%	11.5%	11.5%
% of FP17s for the same patient ID Re-attending within 3 months - Adults	53	330	16.1%	15.4%	16.6%	15.4%
% of FP17s for the same patient ID Re-attending between 3 & 9 months - Children	98	238	41.2%	49.2%	48.8%	58.9%
% of FP17s for the same patient ID Re-attending between 3 & 9 months - Adults	133	330	40.3%	39.1%	39.3%	51.6%
% of FP17s for Band 1 Urgent Courses	82	385	21.3%	10.0%	10.6%	8.9%
% of FP17s Relating to Free Repair or Replacements	0	385	0.0%	0.6%	0.5%	0.8%
% of FP17s Relating to Continuations	0	385	0.0%	0.9%	0.7%	0.9%
% of Patients satisfied with the dentistry they have received	1	1	N/A	91.6%	90.4%	93.2%
% of Patients satisfied with the time they had to wait for an appointment	1	1	N/A	88.0%	85.3%	88.8%

* This is based on patients treated on this contract for their most recent course of treatment. Figures in italics indicate the base number of FP17s or Patient Questionnaire responses are less than 100. N/A is shown where the base number of responses is less than 10 during the period. % is calculated as Quantity/Base number*100

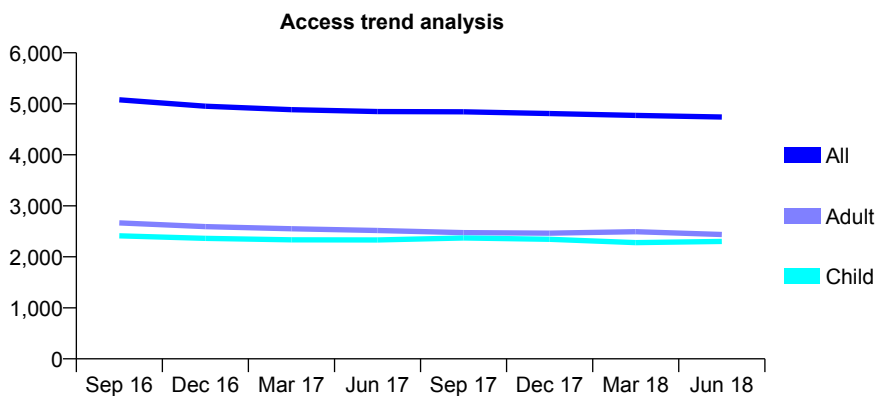
Q63 - Vital Signs At a Glance Contract Report for 220000/0001 - June 2018

Name or company name	MR FH HUSSAIN
Contract type name	GDS Contract
Purpose of contract	General
Contract start date	01/04/2006
Contract end date	

18/19 Contracted general activity (UDA)	16,178
Carry forward general activity (UDA)	0
18/19 Contracted orthodontic activity (UOA)	0
Carry forward orthodontic activity (UOA)	0
Baseline contract value	£557,867.59

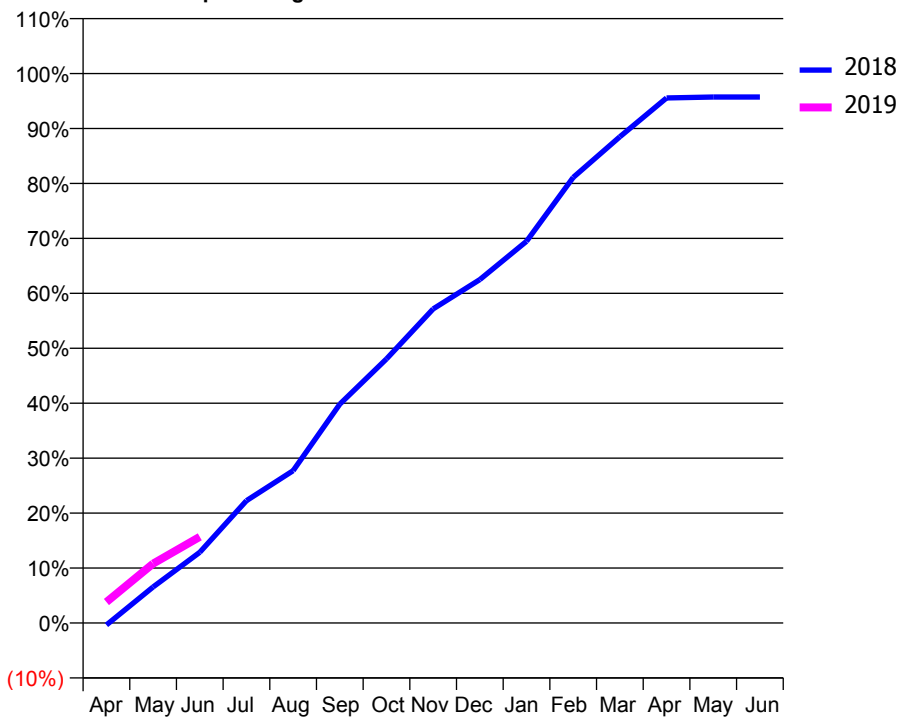
ACCESS*

Patients seen in 24 months	Total	Change since previous quarter
Quarter ending June 2017	4,848	
Quarter ending September 2017	4,843	→
Quarter ending December 2017	4,808	→
Quarter ending March 2018	4,772	→
Quarter ending June 2018	4,740	→
Variance since June 2017	(2.2%)	↓



ACTIVITY

Cumulative percentage of contracted UDA delivered 2018 & 2019



Adjusted Scheduled Activity (UDA)

Month	2018	2019
April	-61	618
May	1,064	1,750
June	2,083	2,537
July	3,601	
August	4,487	
September	6,446	
October	7,775	
November	9,246	
December	10,112	
January	11,237	
February	13,119	
March	14,316	
April	15,458	
May	15,487	
June	15,487	

QUALITY

	Quantity	Base Number	Contract	AT	Region	England
% of FP17s for the same patient ID Re-attending within 3 months - Children	30	621	4.8%	9.8%	11.5%	11.5%
% of FP17s for the same patient ID Re-attending within 3 months - Adults	84	530	15.8%	15.4%	16.6%	15.4%
% of FP17s for the same patient ID Re-attending between 3 & 9 months - Children	156	621	25.1%	49.2%	48.8%	58.9%
% of FP17s for the same patient ID Re-attending between 3 & 9 months - Adults	161	530	30.4%	39.1%	39.3%	51.6%
% of FP17s for Band 1 Urgent Courses	101	955	10.6%	10.0%	10.6%	8.9%
% of FP17s Relating to Free Repair or Replacements	0	955	0.0%	0.6%	0.5%	0.8%
% of FP17s Relating to Continuations	3	955	0.3%	0.9%	0.7%	0.9%
% of Patients satisfied with the dentistry they have received	0	0	N/A	91.6%	90.4%	93.2%
% of Patients satisfied with the time they had to wait for an appointment	0	0	N/A	88.0%	85.3%	88.8%

* This is based on patients treated on this contract for their most recent course of treatment. Figures in italics indicate the base number of FP17s or Patient Questionnaire responses are less than 100. N/A is shown where the base number of responses is less than 10 during the period. % is calculated as Quantity/Base number*100

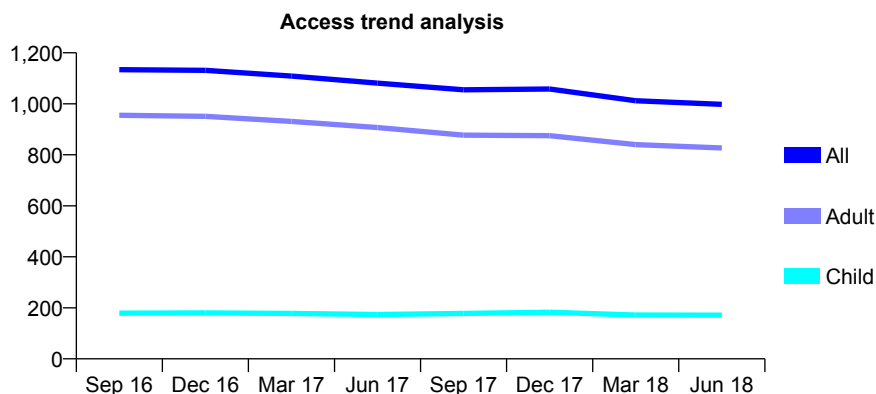
Q63 - Vital Signs At a Glance Contract Report for 220132/0001 - June 2018

Name or company name	MR WC YEAP
Contract type name	GDS Contract
Purpose of contract	General
Contract start date	01/04/2006
Contract end date	

18/19 Contracted general activity (UDA)	6,260
Carry forward general activity (UDA)	0
18/19 Contracted orthodontic activity (UOA)	0
Carry forward orthodontic activity (UOA)	0
Baseline contract value	£169,009.38

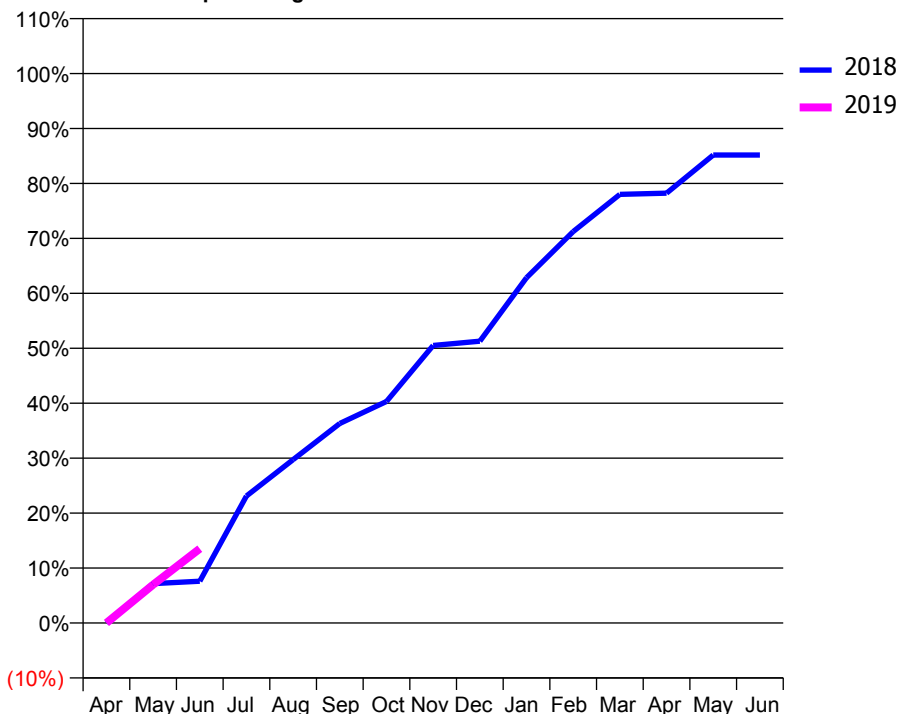
ACCESS*

Patients seen in 24 months	Total	Change since previous quarter
Quarter ending June 2017	1,081	
Quarter ending September 2017	1,055	↓
Quarter ending December 2017	1,058	→
Quarter ending March 2018	1,012	↓
Quarter ending June 2018	998	↓
Variance since June 2017	(7.7%)	↓



ACTIVITY

Cumulative percentage of contracted UDA delivered 2018 & 2019



Adjusted Scheduled Activity (UDA)		
Month	2018	2019
April	1	0
May	448	437
June	476	846
July	1,447	
August	1,861	
September	2,273	
October	2,524	
November	3,162	
December	3,211	
January	3,933	
February	4,459	
March	4,884	
April	4,897	
May	5,332	
June	5,332	

QUALITY

	Quantity	Base Number	Contract	AT	Region	England
% of FP17s for the same patient ID Re-attending within 3 months - Children	2	32	6.3%	9.8%	11.5%	11.5%
% of FP17s for the same patient ID Re-attending within 3 months - Adults	23	189	12.2%	15.4%	16.6%	15.4%
% of FP17s for the same patient ID Re-attending between 3 & 9 months - Children	9	32	28.1%	49.2%	48.8%	58.9%
% of FP17s for the same patient ID Re-attending between 3 & 9 months - Adults	48	189	25.4%	39.1%	39.3%	51.6%
% of FP17s for Band 1 Urgent Courses	7	154	4.5%	10.0%	10.6%	8.9%
% of FP17s Relating to Free Repair or Replacements	0	154	0.0%	0.6%	0.5%	0.8%
% of FP17s Relating to Continuations	0	154	0.0%	0.9%	0.7%	0.9%
% of Patients satisfied with the dentistry they have received	1	1	N/A	91.6%	90.4%	93.2%
% of Patients satisfied with the time they had to wait for an appointment	0	1	N/A	88.0%	85.3%	88.8%

* This is based on patients treated on this contract for their most recent course of treatment. Figures in italics indicate the base number of FP17s or Patient Questionnaire responses are less than 100. N/A is shown where the base number of responses is less than 10 during the period. % is calculated as Quantity/Base number*100

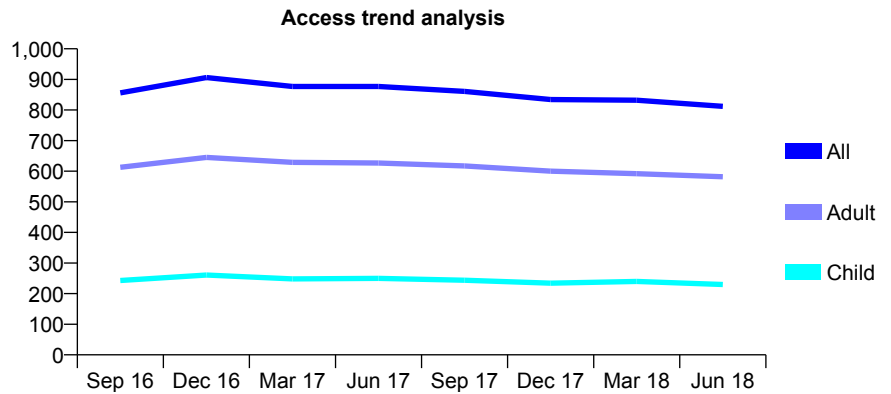
Q63 - Vital Signs At a Glance Contract Report for 220949/0001 - June 2018

Name or company name	MR HS SIRHA
Contract type name	GDS Contract
Purpose of contract	General
Contract start date	01/04/2006
Contract end date	

18/19 Contracted general activity (UDA)	2,097
Carry forward general activity (UDA)	0
18/19 Contracted orthodontic activity (UOA)	0
Carry forward orthodontic activity (UOA)	0
Baseline contract value	£60,748.25

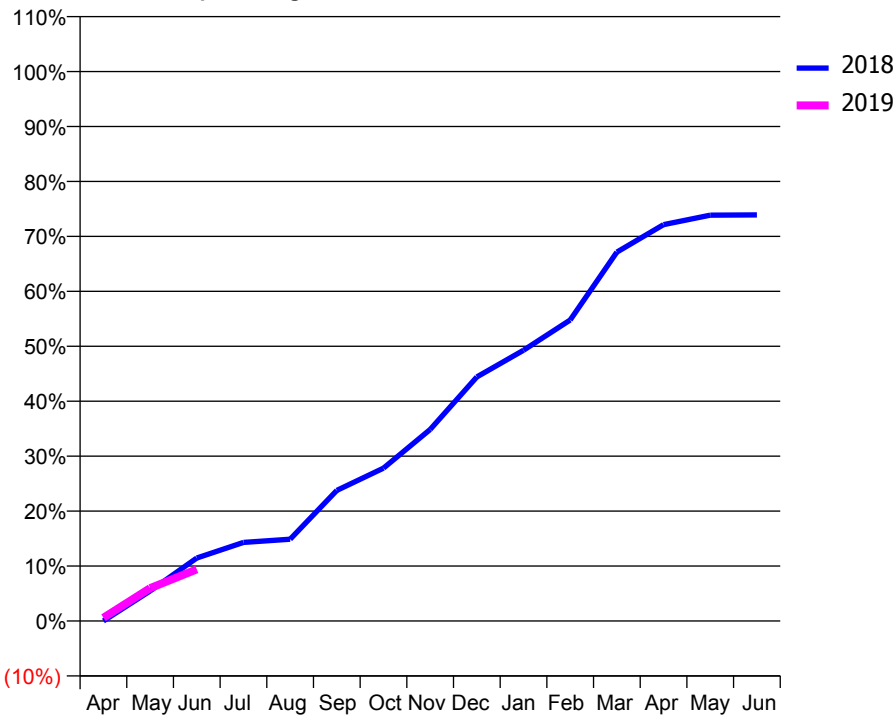
ACCESS*

Patients seen in 24 months	Total	Change since previous quarter
Quarter ending June 2017	877	
Quarter ending September 2017	861	↓
Quarter ending December 2017	834	↓
Quarter ending March 2018	832	→
Quarter ending June 2018	812	↓
Variance since June 2017	(7.4%)	↓



ACTIVITY

Cumulative percentage of contracted UDA delivered 2018 & 2019



Adjusted Scheduled Activity (UDA)		
Month	2018	2019
April	0	12
May	115	125
June	240	197
July	300	
August	312	
September	499	
October	584	
November	731	
December	932	
January	1,033	
February	1,149	
March	1,408	
April	1,512	
May	1,549	
June	1,550	

QUALITY

	Quantity	Base Number	Contract	AT	Region	England
% of FP17s for the same patient ID Re-attending within 3 months - Children	5	64	7.8%	9.8%	11.5%	11.5%
% of FP17s for the same patient ID Re-attending within 3 months - Adults	13	120	10.8%	15.4%	16.6%	15.4%
% of FP17s for the same patient ID Re-attending between 3 & 9 months - Children	43	64	67.2%	49.2%	48.8%	58.9%
% of FP17s for the same patient ID Re-attending between 3 & 9 months - Adults	28	120	23.3%	39.1%	39.3%	51.6%
% of FP17s for Band 1 Urgent Courses	10	88	11.4%	10.0%	10.6%	8.9%
% of FP17s Relating to Free Repair or Replacements	0	88	0.0%	0.6%	0.5%	0.8%
% of FP17s Relating to Continuations	0	88	0.0%	0.9%	0.7%	0.9%
% of Patients satisfied with the dentistry they have received	0	0	N/A	91.6%	90.4%	93.2%
% of Patients satisfied with the time they had to wait for an appointment	0	0	N/A	88.0%	85.3%	88.8%

* This is based on patients treated on this contract for their most recent course of treatment. Figures in italics indicate the base number of FP17s or Patient Questionnaire responses are less than 100. N/A is shown where the base number of responses is less than 10 during the period. % is calculated as Quantity/Base number*100

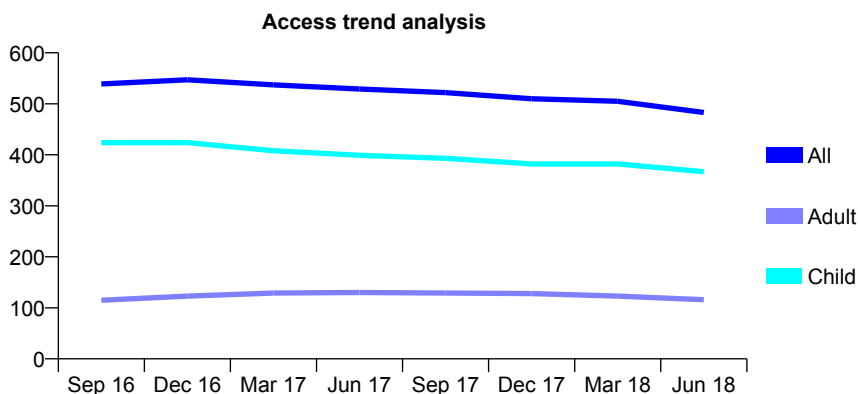
Q63 - Vital Signs At a Glance Contract Report for 228605/0001 - June 2018

Name or company name	MRS CS HENSLEY
Contract type name	GDS Contract
Purpose of contract	General
Contract start date	01/04/2006
Contract end date	

18/19 Contracted general activity (UDA)	1,400
Carry forward general activity (UDA)	0
18/19 Contracted orthodontic activity (UOA)	0
Carry forward orthodontic activity (UOA)	0
Baseline contract value	£29,081.27

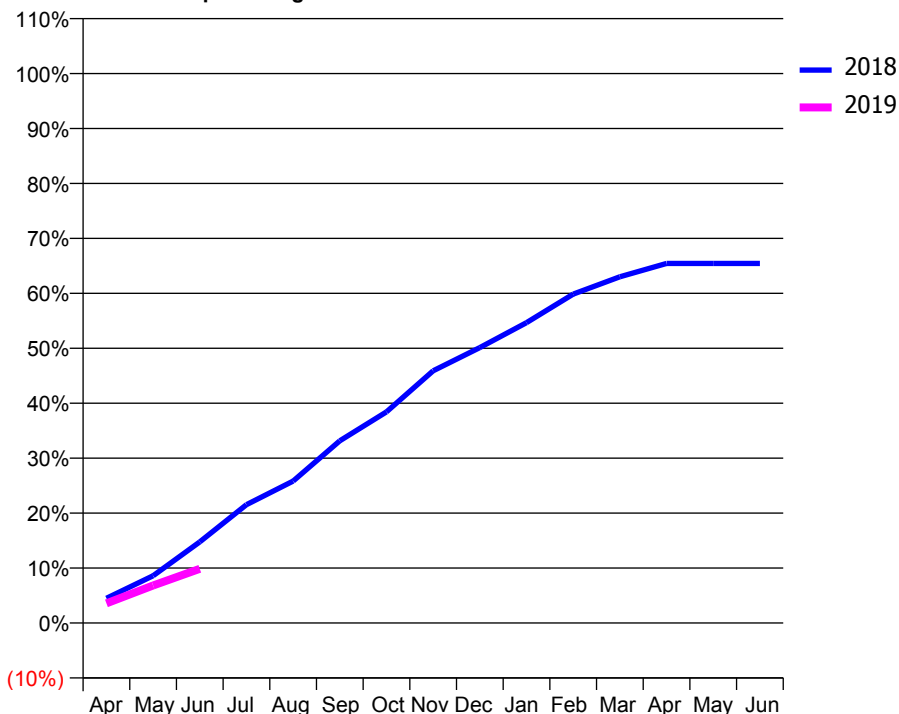
ACCESS*

Patients seen in 24 months	Total	Change since previous quarter
Quarter ending June 2017	529	
Quarter ending September 2017	522	↓
Quarter ending December 2017	510	↓
Quarter ending March 2018	505	→
Quarter ending June 2018	483	↓
Variance since June 2017	(8.7%)	↓



ACTIVITY

Cumulative percentage of contracted UDA delivered 2018 & 2019



Adjusted Scheduled Activity (UDA)

Month	2018	2019
April	63	50
May	121	96
June	207	138
July	302	
August	362	
September	464	
October	538	
November	643	
December	702	
January	765	
February	838	
March	882	
April	916	
May	916	
June	916	

QUALITY

	Quantity	Base Number	Contract	AT	Region	England
% of FP17s for the same patient ID Re-attending within 3 months - Children	8	107	7.5%	9.8%	11.5%	11.5%
% of FP17s for the same patient ID Re-attending within 3 months - Adults	1	25	4.0%	15.4%	16.6%	15.4%
% of FP17s for the same patient ID Re-attending between 3 & 9 months - Children	56	107	52.3%	49.2%	48.8%	58.9%
% of FP17s for the same patient ID Re-attending between 3 & 9 months - Adults	18	25	72.0%	39.1%	39.3%	51.6%
% of FP17s for Band 1 Urgent Courses	5	113	4.4%	10.0%	10.6%	8.9%
% of FP17s Relating to Free Repair or Replacements	0	113	0.0%	0.6%	0.5%	0.8%
% of FP17s Relating to Continuations	0	113	0.0%	0.9%	0.7%	0.9%
% of Patients satisfied with the dentistry they have received	0	0	N/A	91.6%	90.4%	93.2%
% of Patients satisfied with the time they had to wait for an appointment	0	0	N/A	88.0%	85.3%	88.8%

* This is based on patients treated on this contract for their most recent course of treatment. Figures in italics indicate the base number of FP17s or Patient Questionnaire responses are less than 100. N/A is shown where the base number of responses is less than 10 during the period. % is calculated as Quantity/Base number*100

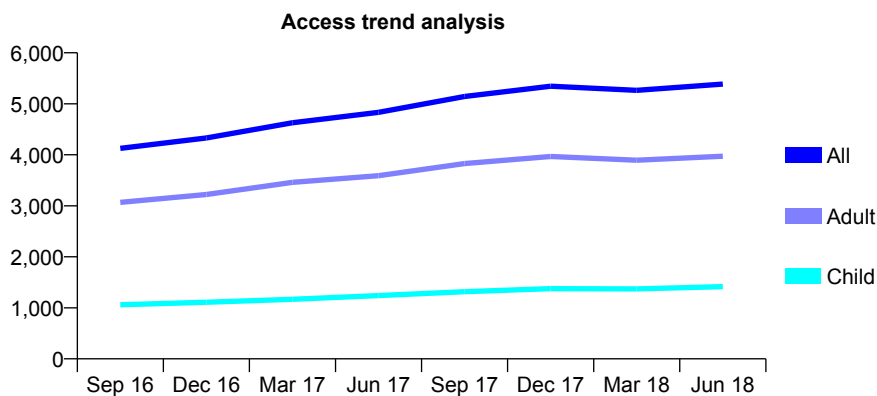
Q63 - Vital Signs At a Glance Contract Report for 228850/0002 - June 2018

Name or company name	Tushar and Sandeep Patel
Contract type name	GDS Contract
Purpose of contract	General
Contract start date	01/04/2006
Contract end date	

18/19 Contracted general activity (UDA)	12,283
Carry forward general activity (UDA)	0
18/19 Contracted orthodontic activity (UOA)	0
Carry forward orthodontic activity (UOA)	0
Baseline contract value	£360,474.59

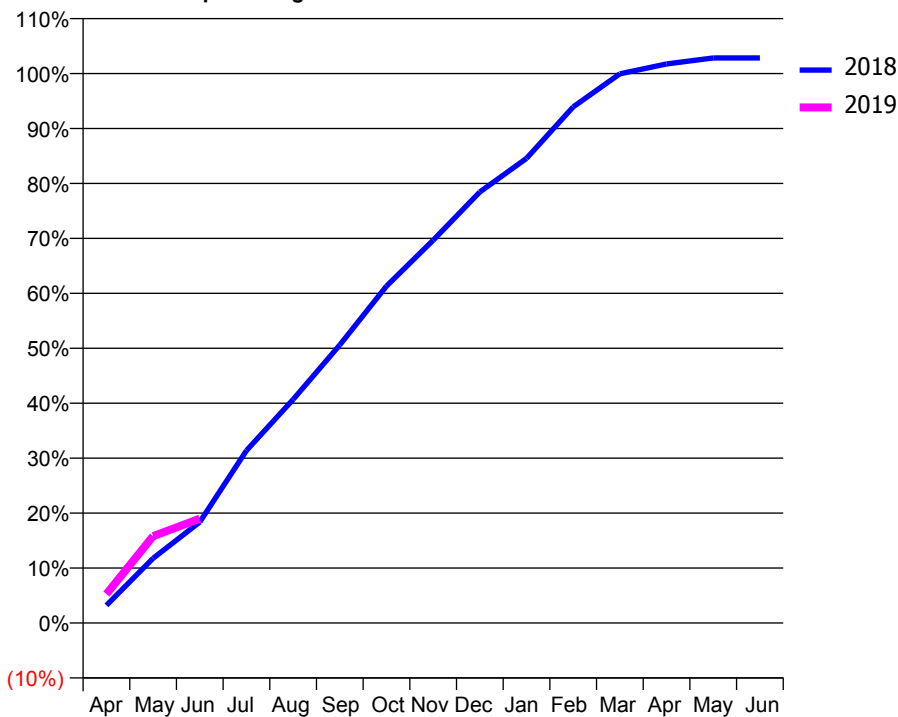
ACCESS*

Patients seen in 24 months	Total	Change since previous quarter
Quarter ending June 2017	4,832	
Quarter ending September 2017	5,145	↑
Quarter ending December 2017	5,344	↑
Quarter ending March 2018	5,264	↓
Quarter ending June 2018	5,388	↑
Variance since June 2017	11.5%	↑



ACTIVITY

Cumulative percentage of contracted UDA delivered 2018 & 2019



Month	Adjusted Scheduled Activity (UDA)	
	2018	2019
April	394	647
May	1,446	1,943
June	2,257	2,332
July	3,856	
August	4,998	
September	6,215	
October	7,532	
November	8,557	
December	9,637	
January	10,386	
February	11,538	
March	12,277	
April	12,496	
May	12,629	
June	12,629	

QUALITY

	Quantity	Base Number	Contract	AT	Region	England
% of FP17s for the same patient ID Re-attending within 3 months - Children	36	371	9.7%	9.8%	11.5%	11.5%
% of FP17s for the same patient ID Re-attending within 3 months - Adults	103	876	11.8%	15.4%	16.6%	15.4%
% of FP17s for the same patient ID Re-attending between 3 & 9 months - Children	151	371	40.7%	49.2%	48.8%	58.9%
% of FP17s for the same patient ID Re-attending between 3 & 9 months - Adults	345	876	39.4%	39.1%	39.3%	51.6%
% of FP17s for Band 1 Urgent Courses	117	1,036	11.3%	10.0%	10.6%	8.9%
% of FP17s Relating to Free Repair or Replacements	0	1,036	0.0%	0.6%	0.5%	0.8%
% of FP17s Relating to Continuations	11	1,036	1.1%	0.9%	0.7%	0.9%
% of Patients satisfied with the dentistry they have received	1	1	N/A	91.6%	90.4%	93.2%
% of Patients satisfied with the time they had to wait for an appointment	1	1	N/A	88.0%	85.3%	88.8%

* This is based on patients treated on this contract for their most recent course of treatment. Figures in italics indicate the base number of FP17s or Patient Questionnaire responses are less than 100. N/A is shown where the base number of responses is less than 10 during the period. % is calculated as Quantity/Base number*100

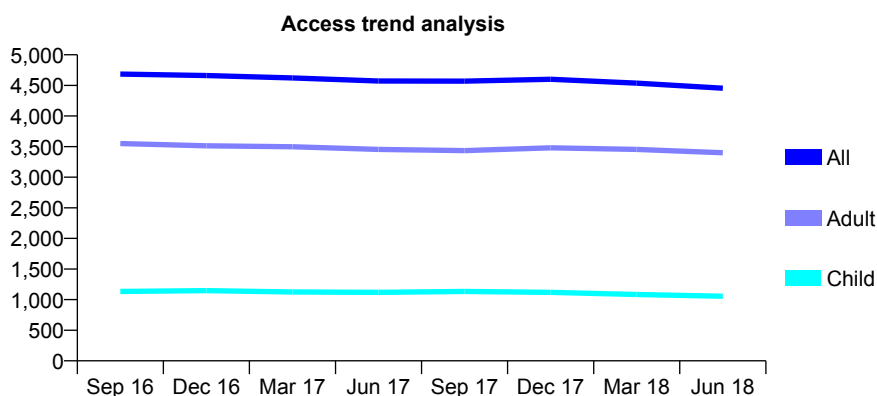
Q63 - Vital Signs At a Glance Contract Report for 228850/0003 - June 2018

Name or company name	Tushar and Sandeep Patel
Contract type name	GDS Contract
Purpose of contract	General
Contract start date	01/04/2006
Contract end date	

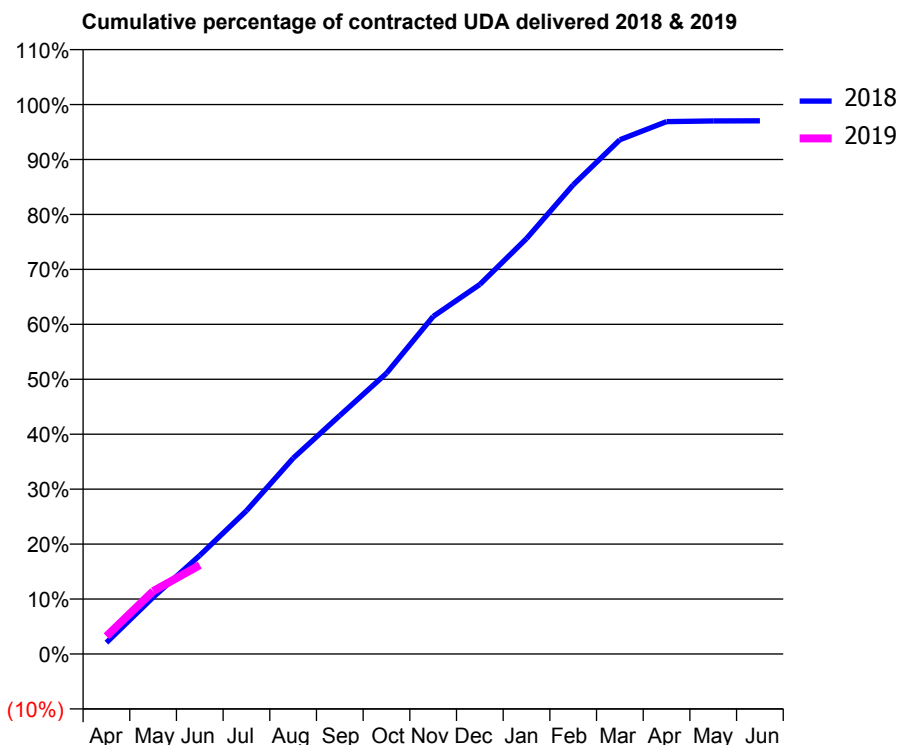
18/19 Contracted general activity (UDA)	12,334
Carry forward general activity (UDA)	0
18/19 Contracted orthodontic activity (UOA)	0
Carry forward orthodontic activity (UOA)	0
Baseline contract value	£408,763.31

ACCESS*

Patients seen in 24 months	Total	Change since previous quarter
Quarter ending June 2017	4,572	
Quarter ending September 2017	4,570	→
Quarter ending December 2017	4,600	→
Quarter ending March 2018	4,538	↓
Quarter ending June 2018	4,455	↓
Variance since June 2017	(2.6%)	↓



ACTIVITY



Month	Adjusted Scheduled Activity (UDA)	
	2018	2019
April	256	401
May	1,275	1,411
June	2,213	1,994
July	3,216	
August	4,394	
September	5,353	
October	6,301	
November	7,577	
December	8,296	
January	9,326	
February	10,533	
March	11,544	
April	11,949	
May	11,964	
June	11,968	

QUALITY

	Quantity	Base Number	Contract	AT	Region	England
% of FP17s for the same patient ID Re-attending within 3 months - Children	28	291	9.6%	9.8%	11.5%	11.5%
% of FP17s for the same patient ID Re-attending within 3 months - Adults	98	780	12.6%	15.4%	16.6%	15.4%
% of FP17s for the same patient ID Re-attending between 3 & 9 months - Children	149	291	51.2%	49.2%	48.8%	58.9%
% of FP17s for the same patient ID Re-attending between 3 & 9 months - Adults	290	780	37.2%	39.1%	39.3%	51.6%
% of FP17s for Band 1 Urgent Courses	67	816	8.2%	10.0%	10.6%	8.9%
% of FP17s Relating to Free Repair or Replacements	4	816	0.5%	0.6%	0.5%	0.8%
% of FP17s Relating to Continuations	15	816	1.8%	0.9%	0.7%	0.9%
% of Patients satisfied with the dentistry they have received	3	3	N/A	91.6%	90.4%	93.2%
% of Patients satisfied with the time they had to wait for an appointment	3	3	N/A	88.0%	85.3%	88.8%

* This is based on patients treated on this contract for their most recent course of treatment. Figures in italics indicate the base number of FP17s or Patient Questionnaire responses are less than 100. N/A is shown where the base number of responses is less than 10 during the period. % is calculated as Quantity/Base number*100

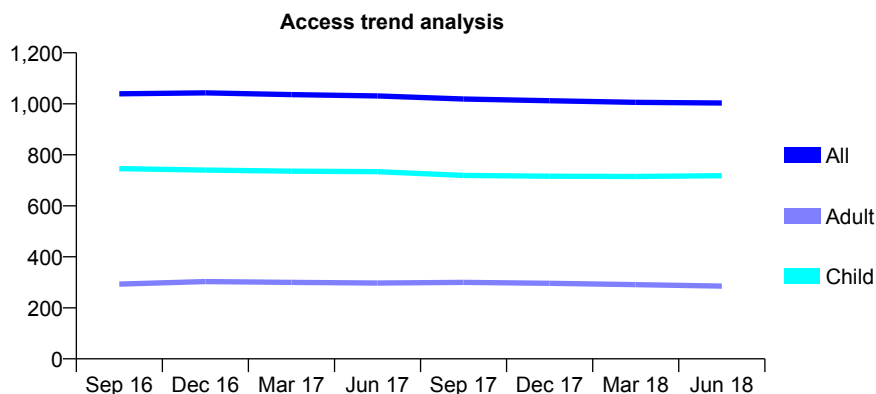
Q63 - Vital Signs At a Glance Contract Report for 228966/0001 - June 2018

Name or company name	MR AM TOMALIN
Contract type name	GDS Contract
Purpose of contract	General
Contract start date	01/04/2006
Contract end date	

18/19 Contracted general activity (UDA)	2,100
Carry forward general activity (UDA)	0
18/19 Contracted orthodontic activity (UOA)	0
Carry forward orthodontic activity (UOA)	0
Baseline contract value	£46,292.54

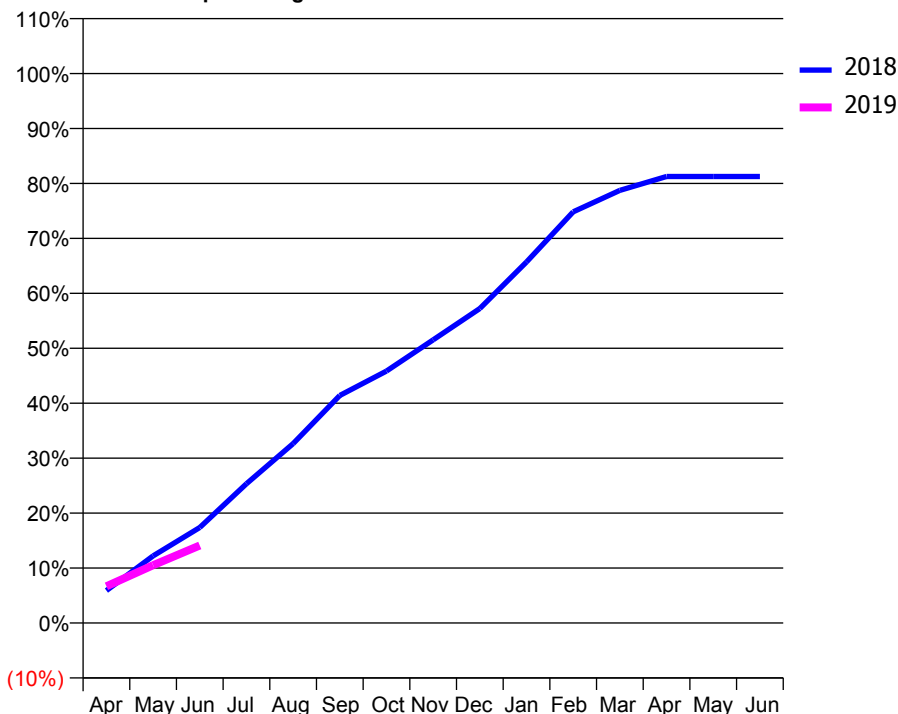
ACCESS*

Patients seen in 24 months	Total	Change since previous quarter
Quarter ending June 2017	1,031	
Quarter ending September 2017	1,019	↓
Quarter ending December 2017	1,012	→
Quarter ending March 2018	1,006	→
Quarter ending June 2018	1,003	→
Variance since June 2017	(2.7%)	↓



ACTIVITY

Cumulative percentage of contracted UDA delivered 2018 & 2019



Adjusted Scheduled Activity (UDA)

Month	2018	2019
April	124	140
May	257	221
June	365	296
July	532	
August	686	
September	870	
October	963	
November	1,082	
December	1,202	
January	1,380	
February	1,571	
March	1,653	
April	1,706	
May	1,706	
June	1,706	

QUALITY

	Quantity	Base Number	Contract	AT	Region	England
% of FP17s for the same patient ID Re-attending within 3 months - Children	12	230	5.2%	9.8%	11.5%	11.5%
% of FP17s for the same patient ID Re-attending within 3 months - Adults	1	50	2.0%	15.4%	16.6%	15.4%
% of FP17s for the same patient ID Re-attending between 3 & 9 months - Children	148	230	64.3%	49.2%	48.8%	58.9%
% of FP17s for the same patient ID Re-attending between 3 & 9 months - Adults	27	50	54.0%	39.1%	39.3%	51.6%
% of FP17s for Band 1 Urgent Courses	6	237	2.5%	10.0%	10.6%	8.9%
% of FP17s Relating to Free Repair or Replacements	0	237	0.0%	0.6%	0.5%	0.8%
% of FP17s Relating to Continuations	0	237	0.0%	0.9%	0.7%	0.9%
% of Patients satisfied with the dentistry they have received	0	0	N/A	91.6%	90.4%	93.2%
% of Patients satisfied with the time they had to wait for an appointment	0	0	N/A	88.0%	85.3%	88.8%

* This is based on patients treated on this contract for their most recent course of treatment. Figures in italics indicate the base number of FP17s or Patient Questionnaire responses are less than 100. N/A is shown where the base number of responses is less than 10 during the period. % is calculated as Quantity/Base number*100

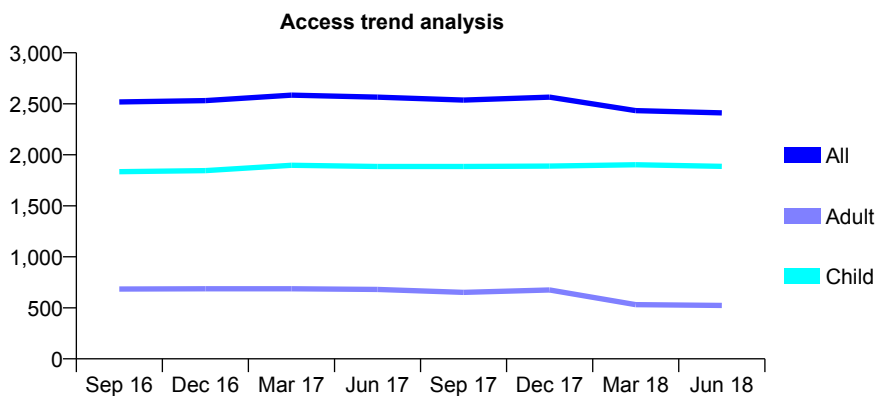
Q63 - Vital Signs At a Glance Contract Report for 230316/0001 - June 2018

Name or company name	MR PA DOOLEY
Contract type name	GDS Contract
Purpose of contract	General
Contract start date	01/09/2014
Contract end date	

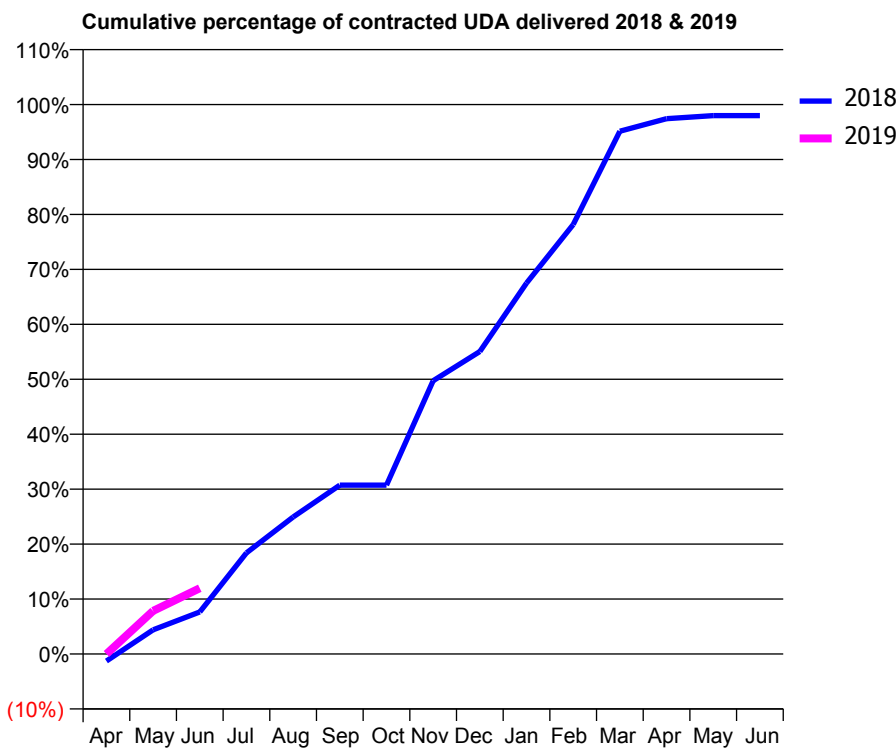
18/19 Contracted general activity (UDA)	5,500
Carry forward general activity (UDA)	0
18/19 Contracted orthodontic activity (UOA)	0
Carry forward orthodontic activity (UOA)	0
Baseline contract value	£126,849.01

ACCESS*

Patients seen in 24 months	Total	Change since previous quarter
Quarter ending June 2017	2,566	
Quarter ending September 2017	2,537	↓
Quarter ending December 2017	2,565	→
Quarter ending March 2018	2,433	↓
Quarter ending June 2018	2,411	→
Variance since June 2017	(6.0%)	↓



ACTIVITY



Month	Adjusted Scheduled Activity (UDA)	
	2018	2019
April	-72	0
May	242	432
June	421	659
July	1,012	
August	1,371	
September	1,690	
October	1,690	
November	2,735	
December	3,028	
January	3,712	
February	4,298	
March	5,233	
April	5,358	
May	5,389	
June	5,389	

QUALITY

	Quantity	Base Number	Contract	AT	Region	England
% of FP17s for the same patient ID Re-attending within 3 months - Children	36	520	6.9%	9.8%	11.5%	11.5%
% of FP17s for the same patient ID Re-attending within 3 months - Adults	4	68	5.9%	15.4%	16.6%	15.4%
% of FP17s for the same patient ID Re-attending between 3 & 9 months - Children	373	520	71.7%	49.2%	48.8%	58.9%
% of FP17s for the same patient ID Re-attending between 3 & 9 months - Adults	40	68	58.8%	39.1%	39.3%	51.6%
% of FP17s for Band 1 Urgent Courses	13	468	2.8%	10.0%	10.6%	8.9%
% of FP17s Relating to Free Repair or Replacements	0	468	0.0%	0.6%	0.5%	0.8%
% of FP17s Relating to Continuations	0	468	0.0%	0.9%	0.7%	0.9%
% of Patients satisfied with the dentistry they have received	2	2	N/A	91.6%	90.4%	93.2%
% of Patients satisfied with the time they had to wait for an appointment	2	2	N/A	88.0%	85.3%	88.8%

* This is based on patients treated on this contract for their most recent course of treatment. Figures in italics indicate the base number of FP17s or Patient Questionnaire responses are less than 100. N/A is shown where the base number of responses is less than 10 during the period. % is calculated as Quantity/Base number*100

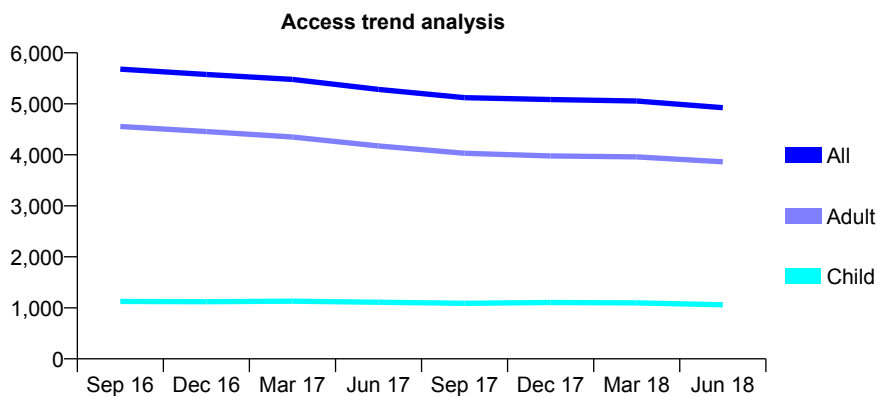
Q63 - Vital Signs At a Glance Contract Report for 234141/0001 - June 2018

Name or company name	MR DS TRENT
Contract type name	GDS Contract
Purpose of contract	General
Contract start date	01/04/2006
Contract end date	

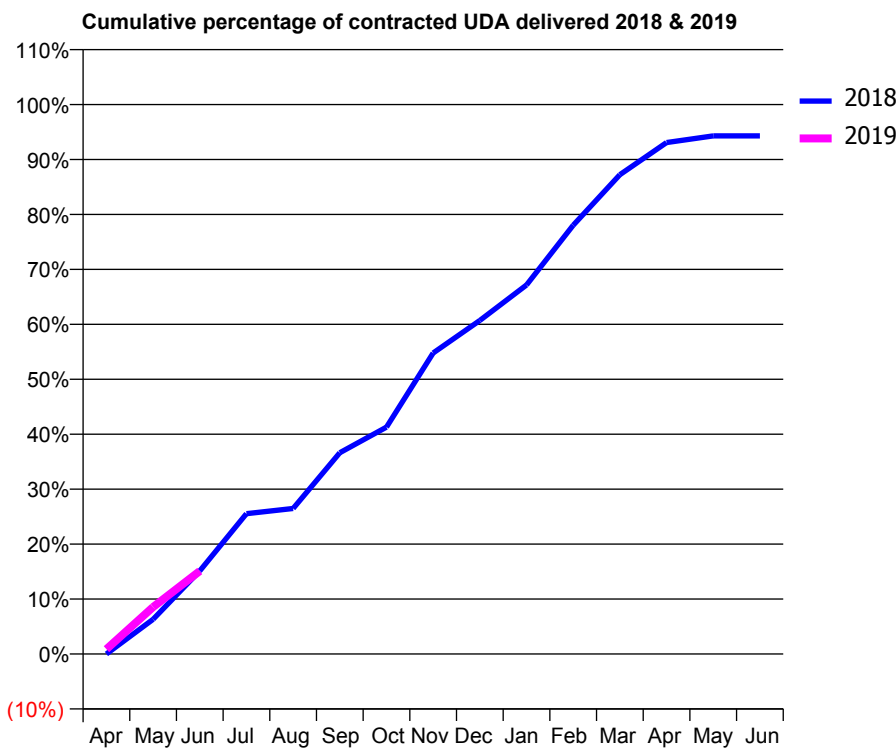
18/19 Contracted general activity (UDA)	19,000
Carry forward general activity (UDA)	0
18/19 Contracted orthodontic activity (UOA)	0
Carry forward orthodontic activity (UOA)	0
Baseline contract value	£557,953.97

ACCESS*

Patients seen in 24 months	Total	Change since previous quarter
Quarter ending June 2017	5,283	
Quarter ending September 2017	5,119	↓
Quarter ending December 2017	5,084	→
Quarter ending March 2018	5,055	→
Quarter ending June 2018	4,923	↓
Variance since June 2017	(6.8%)	↓



ACTIVITY



Month	Adjusted Scheduled Activity (UDA)	
	2018	2019
April	1	168
May	1,202	1,626
June	2,874	2,872
July	4,851	
August	5,030	
September	6,959	
October	7,847	
November	10,408	
December	11,532	
January	12,758	
February	14,827	
March	16,572	
April	17,683	
May	17,913	
June	17,913	

QUALITY

	Quantity	Base Number	Contract	AT	Region	England
% of FP17s for the same patient ID Re-attending within 3 months - Children	12	249	4.8%	9.8%	11.5%	11.5%
% of FP17s for the same patient ID Re-attending within 3 months - Adults	104	1,031	10.1%	15.4%	16.6%	15.4%
% of FP17s for the same patient ID Re-attending between 3 & 9 months - Children	111	249	44.6%	49.2%	48.8%	58.9%
% of FP17s for the same patient ID Re-attending between 3 & 9 months - Adults	425	1,031	41.2%	39.1%	39.3%	51.6%
% of FP17s for Band 1 Urgent Courses	46	957	4.8%	10.0%	10.6%	8.9%
% of FP17s Relating to Free Repair or Replacements	11	957	1.1%	0.6%	0.5%	0.8%
% of FP17s Relating to Continuations	17	957	1.8%	0.9%	0.7%	0.9%
% of Patients satisfied with the dentistry they have received	17	18	94.4%	91.6%	90.4%	93.2%
% of Patients satisfied with the time they had to wait for an appointment	16	18	88.9%	88.0%	85.3%	88.8%

* This is based on patients treated on this contract for their most recent course of treatment. Figures in italics indicate the base number of FP17s or Patient Questionnaire responses are less than 100. N/A is shown where the base number of responses is less than 10 during the period. % is calculated as Quantity/Base number*100

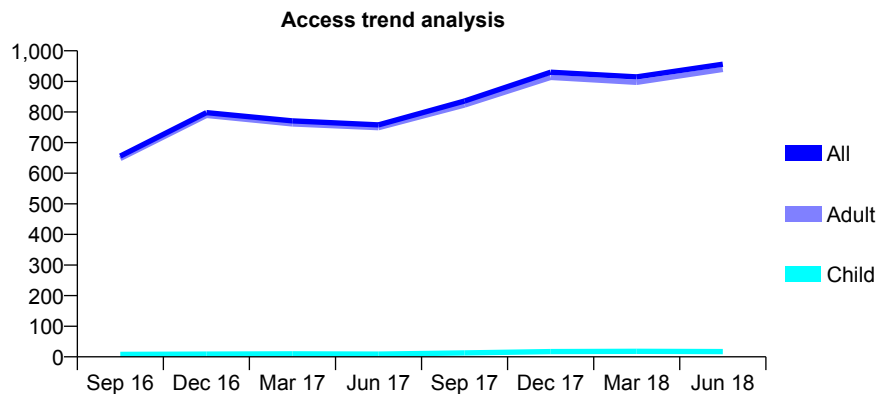
Q63 - Vital Signs At a Glance Contract Report for 234141/0002 - June 2018

Name or company name	MR DS TRENT
Contract type name	PDS Contract
Purpose of contract	General
Contract start date	01/09/2010
Contract end date	30/06/2018

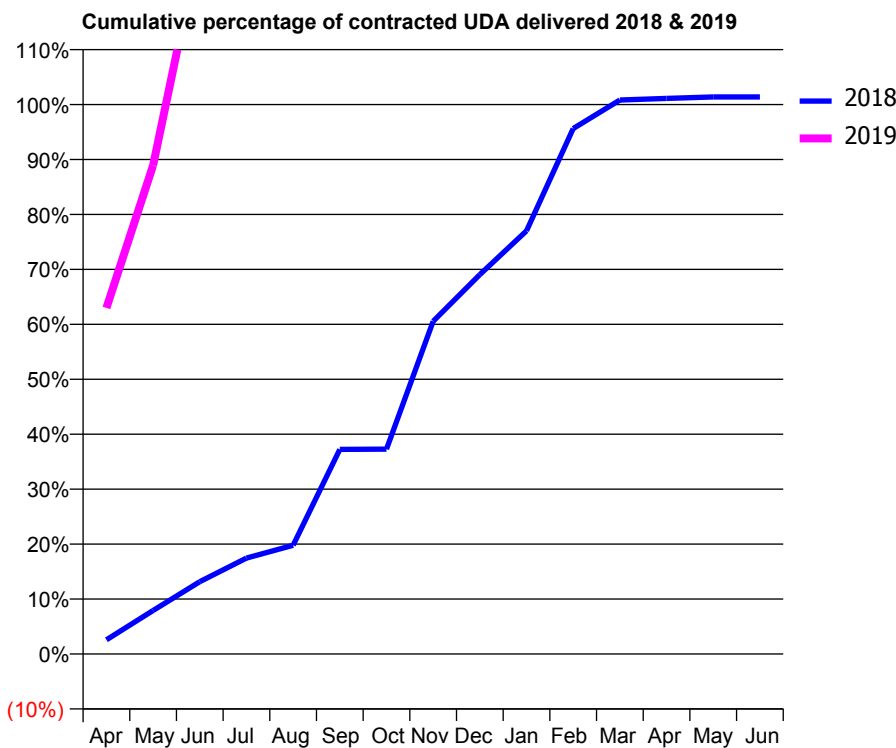
18/19 Contracted general activity (UDA)	524
Carry forward general activity (UDA)	0
18/19 Contracted orthodontic activity (UOA)	0
Carry forward orthodontic activity (UOA)	0
Baseline contract value	£25,830.26

ACCESS*

Patients seen in 24 months	Total	Change since previous quarter
Quarter ending June 2017	758	
Quarter ending September 2017	836	↑
Quarter ending December 2017	930	↑
Quarter ending March 2018	915	↓
Quarter ending June 2018	956	↑
Variance since June 2017	26.1%	↑



ACTIVITY



Month	Adjusted Scheduled Activity (UDA)	
	2018	2019
April	54	330
May	166	466
June	276	678
July	366	
August	415	
September	781	
October	782	
November	1,270	
December	1,448	
January	1,615	
February	2,005	
March	2,114	
April	2,120	
May	2,126	
June	2,126	

QUALITY

	Quantity	Base Number	Contract	AT	Region	England
% of FP17s for the same patient ID Re-attending within 3 months - Children	0	3	0.0%	9.8%	11.5%	11.5%
% of FP17s for the same patient ID Re-attending within 3 months - Adults	4	247	1.6%	15.4%	16.6%	15.4%
% of FP17s for the same patient ID Re-attending between 3 & 9 months - Children	0	3	0.0%	49.2%	48.8%	58.9%
% of FP17s for the same patient ID Re-attending between 3 & 9 months - Adults	1	247	0.4%	39.1%	39.3%	51.6%
% of FP17s for Band 1 Urgent Courses	0	244	0.0%	10.0%	10.6%	8.9%
% of FP17s Relating to Free Repair or Replacements	0	244	0.0%	0.6%	0.5%	0.8%
% of FP17s Relating to Continuations	0	244	0.0%	0.9%	0.7%	0.9%
% of Patients satisfied with the dentistry they have received	1	1	N/A	91.6%	90.4%	93.2%
% of Patients satisfied with the time they had to wait for an appointment	1	1	N/A	88.0%	85.3%	88.8%

* This is based on patients treated on this contract for their most recent course of treatment. Figures in italics indicate the base number of FP17s or Patient Questionnaire responses are less than 100. N/A is shown where the base number of responses is less than 10 during the period. % is calculated as Quantity/Base number*100

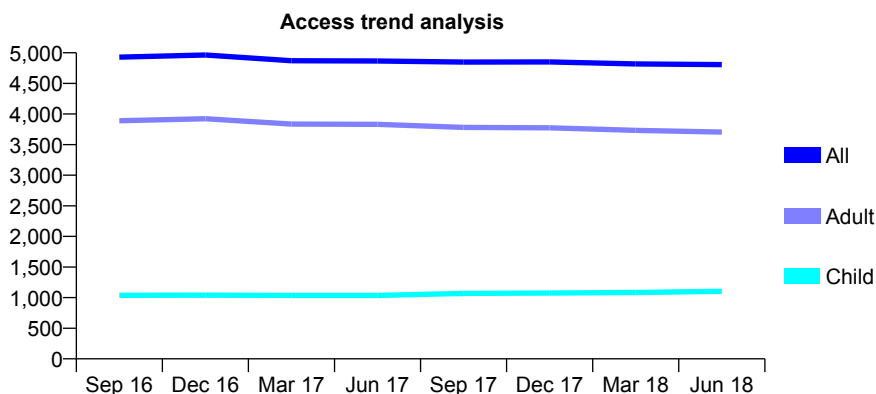
Q63 - Vital Signs At a Glance Contract Report for 239992/0001 - June 2018

Name or company name	MR J PATEL
Contract type name	GDS Contract
Purpose of contract	General
Contract start date	01/04/2006
Contract end date	

18/19 Contracted general activity (UDA)	14,173
Carry forward general activity (UDA)	0
18/19 Contracted orthodontic activity (UOA)	0
Carry forward orthodontic activity (UOA)	0
Baseline contract value	£382,497.42

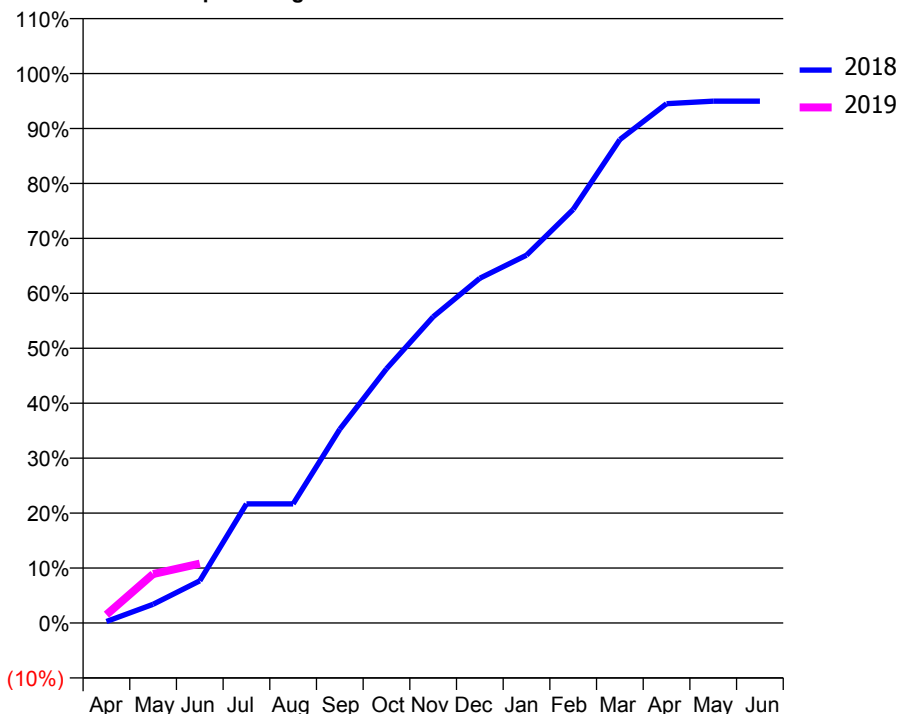
ACCESS*

Patients seen in 24 months	Total	Change since previous quarter
Quarter ending June 2017	4,867	
Quarter ending September 2017	4,849	→
Quarter ending December 2017	4,850	→
Quarter ending March 2018	4,817	→
Quarter ending June 2018	4,807	→
Variance since June 2017	(1.2%)	↓



ACTIVITY

Cumulative percentage of contracted UDA delivered 2018 & 2019



Adjusted Scheduled Activity (UDA)

Month	2018	2019
April	38	215
May	484	1,264
June	1,088	1,533
July	3,074	
August	3,074	
September	5,001	
October	6,558	
November	7,898	
December	8,894	
January	9,489	
February	10,667	
March	12,470	
April	13,393	
May	13,458	
June	13,458	

QUALITY

	Quantity	Base Number	Contract	AT	Region	England
% of FP17s for the same patient ID Re-attending within 3 months - Children	25	307	8.1%	9.8%	11.5%	11.5%
% of FP17s for the same patient ID Re-attending within 3 months - Adults	95	760	12.5%	15.4%	16.6%	15.4%
% of FP17s for the same patient ID Re-attending between 3 & 9 months - Children	148	307	48.2%	49.2%	48.8%	58.9%
% of FP17s for the same patient ID Re-attending between 3 & 9 months - Adults	314	760	41.3%	39.1%	39.3%	51.6%
% of FP17s for Band 1 Urgent Courses	65	744	8.7%	10.0%	10.6%	8.9%
% of FP17s Relating to Free Repair or Replacements	2	744	0.3%	0.6%	0.5%	0.8%
% of FP17s Relating to Continuations	14	744	1.9%	0.9%	0.7%	0.9%
% of Patients satisfied with the dentistry they have received	5	5	N/A	91.6%	90.4%	93.2%
% of Patients satisfied with the time they had to wait for an appointment	5	5	N/A	88.0%	85.3%	88.8%

* This is based on patients treated on this contract for their most recent course of treatment. Figures in italics indicate the base number of FP17s or Patient Questionnaire responses are less than 100. N/A is shown where the base number of responses is less than 10 during the period. % is calculated as Quantity/Base number*100

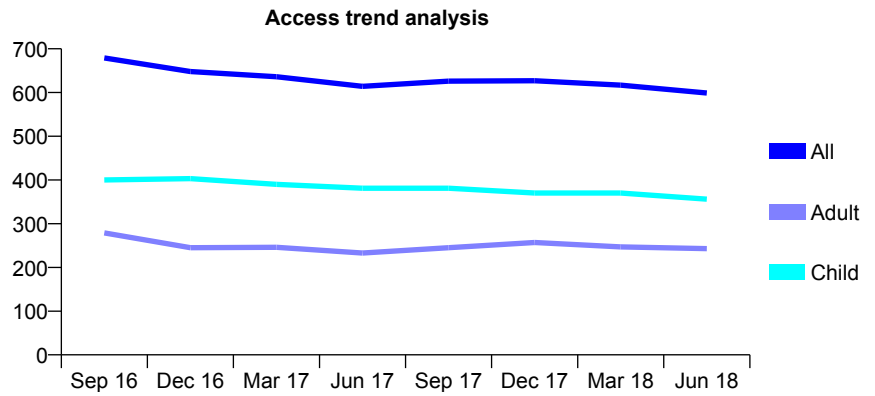
Q63 - Vital Signs At a Glance Contract Report for 241377/0001 - June 2018

Name or company name	MR DJ SCHWARTZ
Contract type name	GDS Contract
Purpose of contract	General
Contract start date	01/01/2013
Contract end date	

18/19 Contracted general activity (UDA)	1,315
Carry forward general activity (UDA)	0
18/19 Contracted orthodontic activity (UOA)	0
Carry forward orthodontic activity (UOA)	0
Baseline contract value	£28,783.17

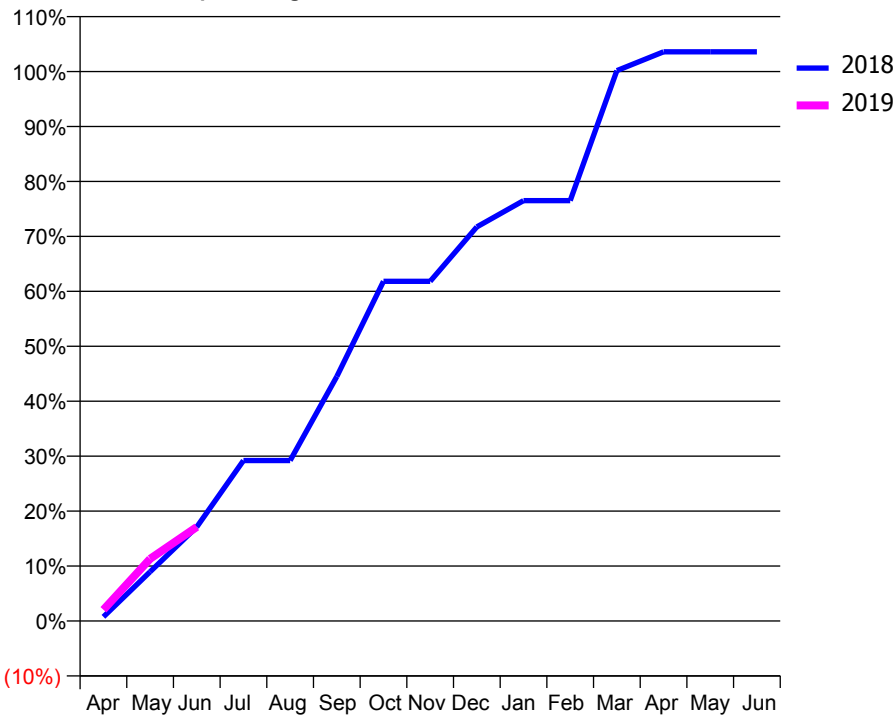
ACCESS*

Patients seen in 24 months	Total	Change since previous quarter
Quarter ending June 2017	614	
Quarter ending September 2017	626	→
Quarter ending December 2017	627	→
Quarter ending March 2018	617	↓
Quarter ending June 2018	599	↓
Variance since June 2017	(2.4%)	↓



ACTIVITY

Cumulative percentage of contracted UDA delivered 2018 & 2019



Adjusted Scheduled Activity (UDA)		
Month	2018	2019
April	10	27
May	118	149
June	225	225
July	384	
August	384	
September	585	
October	813	
November	813	
December	943	
January	1,006	
February	1,006	
March	1,317	
April	1,362	
May	1,362	
June	1,362	

QUALITY

	Quantity	Base Number	Contract	AT	Region	England
% of FP17s for the same patient ID Re-attending within 3 months - Children	1	85	1.2%	9.8%	11.5%	11.5%
% of FP17s for the same patient ID Re-attending within 3 months - Adults	0	31	0.0%	15.4%	16.6%	15.4%
% of FP17s for the same patient ID Re-attending between 3 & 9 months - Children	18	85	21.2%	49.2%	48.8%	58.9%
% of FP17s for the same patient ID Re-attending between 3 & 9 months - Adults	9	31	29.0%	39.1%	39.3%	51.6%
% of FP17s for Band 1 Urgent Courses	0	101	0.0%	10.0%	10.6%	8.9%
% of FP17s Relating to Free Repair or Replacements	0	101	0.0%	0.6%	0.5%	0.8%
% of FP17s Relating to Continuations	0	101	0.0%	0.9%	0.7%	0.9%
% of Patients satisfied with the dentistry they have received	2	2	N/A	91.6%	90.4%	93.2%
% of Patients satisfied with the time they had to wait for an appointment	2	2	N/A	88.0%	85.3%	88.8%

* This is based on patients treated on this contract for their most recent course of treatment. Figures in italics indicate the base number of FP17s or Patient Questionnaire responses are less than 100. N/A is shown where the base number of responses is less than 10 during the period. % is calculated as Quantity/Base number*100

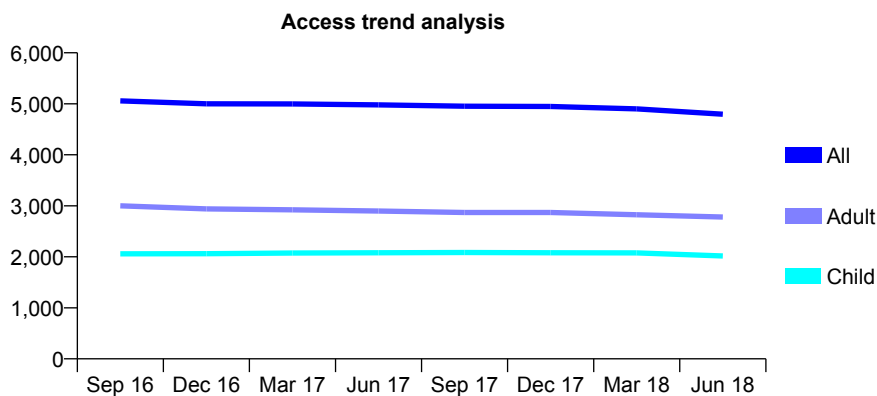
Q63 - Vital Signs At a Glance Contract Report for 244317/0001 - June 2018

Name or company name	MR DS KULLAR
Contract type name	GDS Contract
Purpose of contract	General
Contract start date	01/04/2006
Contract end date	

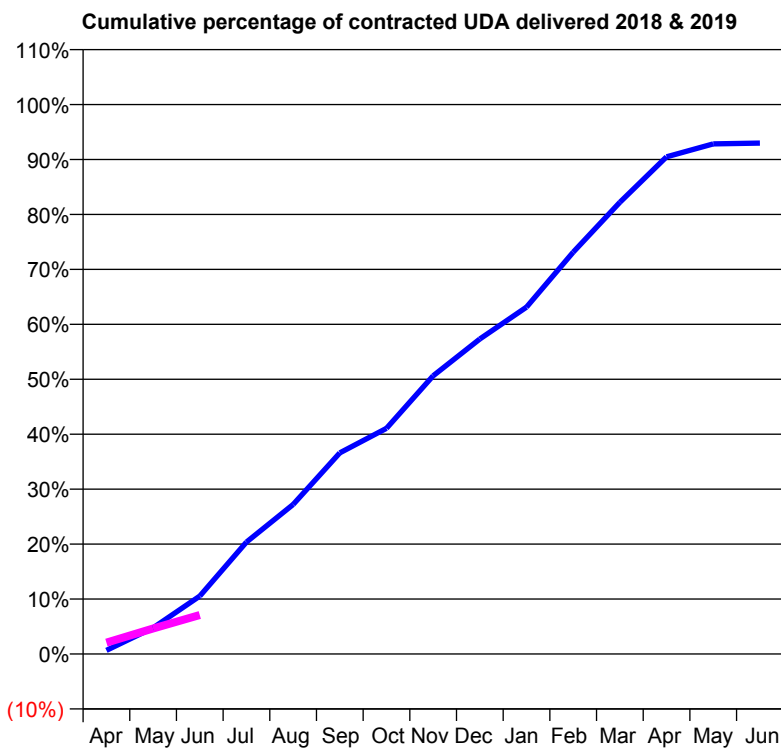
18/19 Contracted general activity (UDA)	16,130
Carry forward general activity (UDA)	0
18/19 Contracted orthodontic activity (UOA)	0
Carry forward orthodontic activity (UOA)	0
Baseline contract value	£438,757.73

ACCESS*

Patients seen in 24 months	Total	Change since previous quarter
Quarter ending June 2017	4,979	
Quarter ending September 2017	4,953	→
Quarter ending December 2017	4,948	→
Quarter ending March 2018	4,900	→
Quarter ending June 2018	4,797	↓
Variance since June 2017	(3.7%)	↓



ACTIVITY



Adjusted Scheduled Activity (UDA)		
Month	2018	2019
April	108	334
May	768	751
June	1,701	1,146
July	3,284	
August	4,389	
September	5,904	
October	6,626	
November	8,167	
December	9,249	
January	10,184	
February	11,797	
March	13,260	
April	14,593	
May	14,974	
June	14,998	

QUALITY

	Quantity	Base Number	Contract	AT	Region	England
% of FP17s for the same patient ID Re-attending within 3 months - Children	30	532	5.6%	9.8%	11.5%	11.5%
% of FP17s for the same patient ID Re-attending within 3 months - Adults	81	608	13.3%	15.4%	16.6%	15.4%
% of FP17s for the same patient ID Re-attending between 3 & 9 months - Children	269	532	50.6%	49.2%	48.8%	58.9%
% of FP17s for the same patient ID Re-attending between 3 & 9 months - Adults	215	608	35.4%	39.1%	39.3%	51.6%
% of FP17s for Band 1 Urgent Courses	78	548	14.2%	10.0%	10.6%	8.9%
% of FP17s Relating to Free Repair or Replacements	1	548	0.2%	0.6%	0.5%	0.8%
% of FP17s Relating to Continuations	2	548	0.4%	0.9%	0.7%	0.9%
% of Patients satisfied with the dentistry they have received	3	3	N/A	91.6%	90.4%	93.2%
% of Patients satisfied with the time they had to wait for an appointment	3	3	N/A	88.0%	85.3%	88.8%

* This is based on patients treated on this contract for their most recent course of treatment. Figures in italics indicate the base number of FP17s or Patient Questionnaire responses are less than 100. N/A is shown where the base number of responses is less than 10 during the period. % is calculated as Quantity/Base number*100

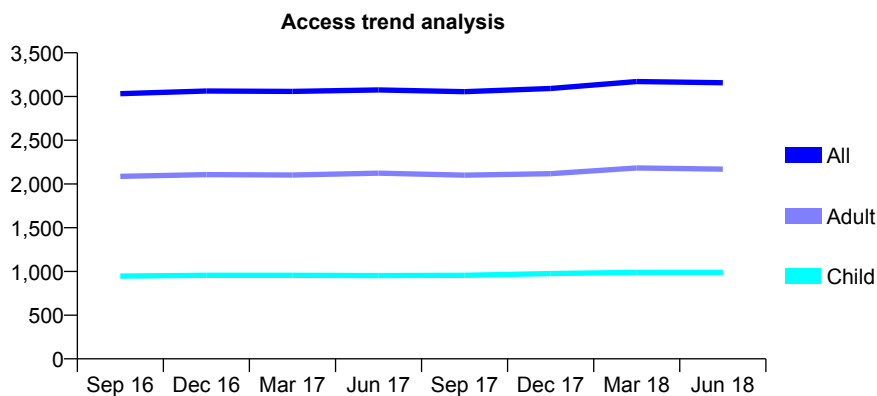
Q63 - Vital Signs At a Glance Contract Report for 244325/0001 - June 2018

Name or company name	MISS G MEHRA
Contract type name	GDS Contract
Purpose of contract	General
Contract start date	01/04/2006
Contract end date	

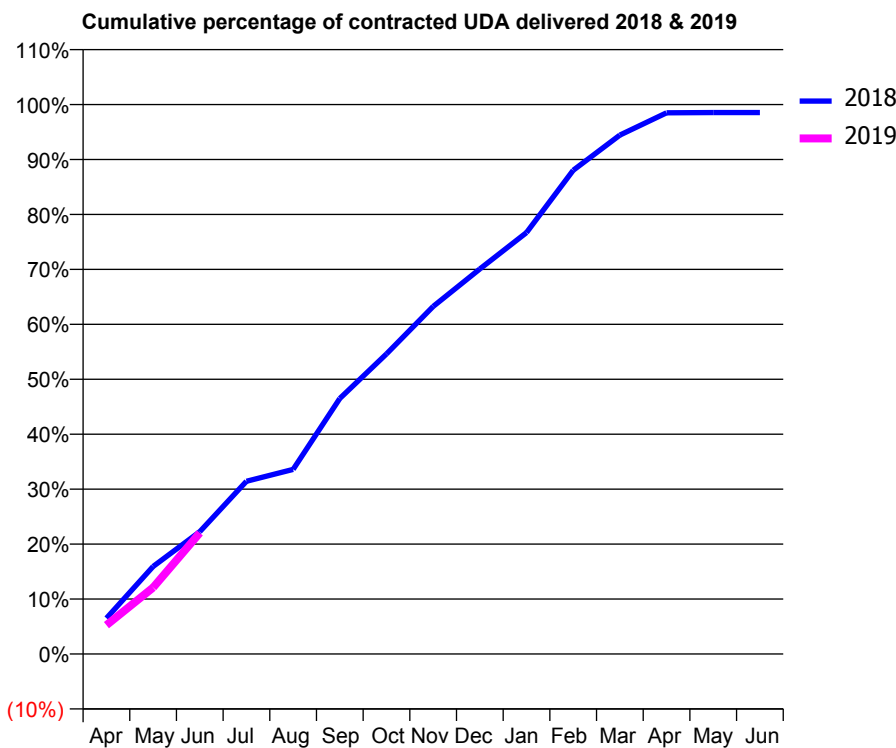
18/19 Contracted general activity (UDA)	6,912
Carry forward general activity (UDA)	0
18/19 Contracted orthodontic activity (UOA)	0
Carry forward orthodontic activity (UOA)	0
Baseline contract value	£208,654.07

ACCESS*

Patients seen in 24 months	Total	Change since previous quarter
Quarter ending June 2017	3,076	
Quarter ending September 2017	3,055	→
Quarter ending December 2017	3,092	→
Quarter ending March 2018	3,172	↑
Quarter ending June 2018	3,158	→
Variance since June 2017	2.7%	↑



ACTIVITY



Adjusted Scheduled Activity (UDA)		
Month	2018	2019
April	450	363
May	1,102	836
June	1,538	1,523
July	2,173	
August	2,322	
September	3,215	
October	3,775	
November	4,372	
December	4,843	
January	5,301	
February	6,085	
March	6,527	
April	6,807	
May	6,811	
June	6,811	

QUALITY

	Quantity	Base Number	Contract	AT	Region	England
% of FP17s for the same patient ID Re-attending within 3 months - Children	16	362	4.4%	9.8%	11.5%	11.5%
% of FP17s for the same patient ID Re-attending within 3 months - Adults	58	596	9.7%	15.4%	16.6%	15.4%
% of FP17s for the same patient ID Re-attending between 3 & 9 months - Children	209	362	57.7%	49.2%	48.8%	58.9%
% of FP17s for the same patient ID Re-attending between 3 & 9 months - Adults	287	596	48.2%	39.1%	39.3%	51.6%
% of FP17s for Band 1 Urgent Courses	42	815	5.2%	10.0%	10.6%	8.9%
% of FP17s Relating to Free Repair or Replacements	9	815	1.1%	0.6%	0.5%	0.8%
% of FP17s Relating to Continuations	10	815	1.2%	0.9%	0.7%	0.9%
% of Patients satisfied with the dentistry they have received	1	1	N/A	91.6%	90.4%	93.2%
% of Patients satisfied with the time they had to wait for an appointment	1	1	N/A	88.0%	85.3%	88.8%

* This is based on patients treated on this contract for their most recent course of treatment. Figures in italics indicate the base number of FP17s or Patient Questionnaire responses are less than 100. N/A is shown where the base number of responses is less than 10 during the period. % is calculated as Quantity/Base number*100

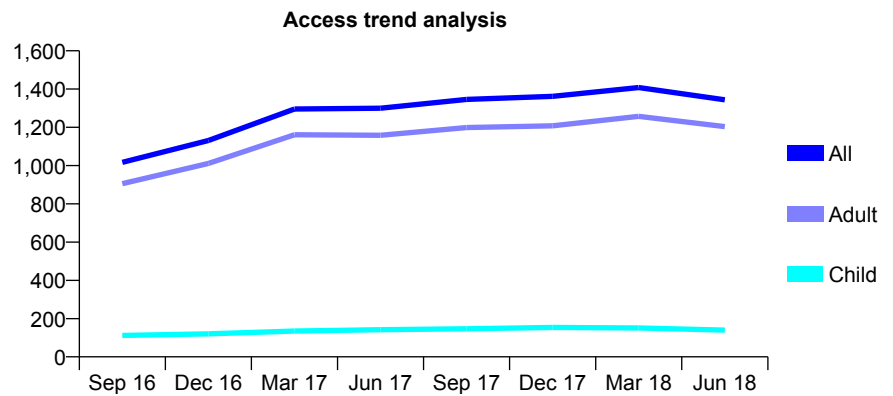
Q63 - Vital Signs At a Glance Contract Report for 253766/0002 - June 2018

Name or company name	MR OA ODEYEMI
Contract type name	GDS Contract
Purpose of contract	General
Contract start date	01/04/2015
Contract end date	

18/19 Contracted general activity (UDA)	3,667
Carry forward general activity (UDA)	0
18/19 Contracted orthodontic activity (UOA)	0
Carry forward orthodontic activity (UOA)	0
Baseline contract value	£100,325.08

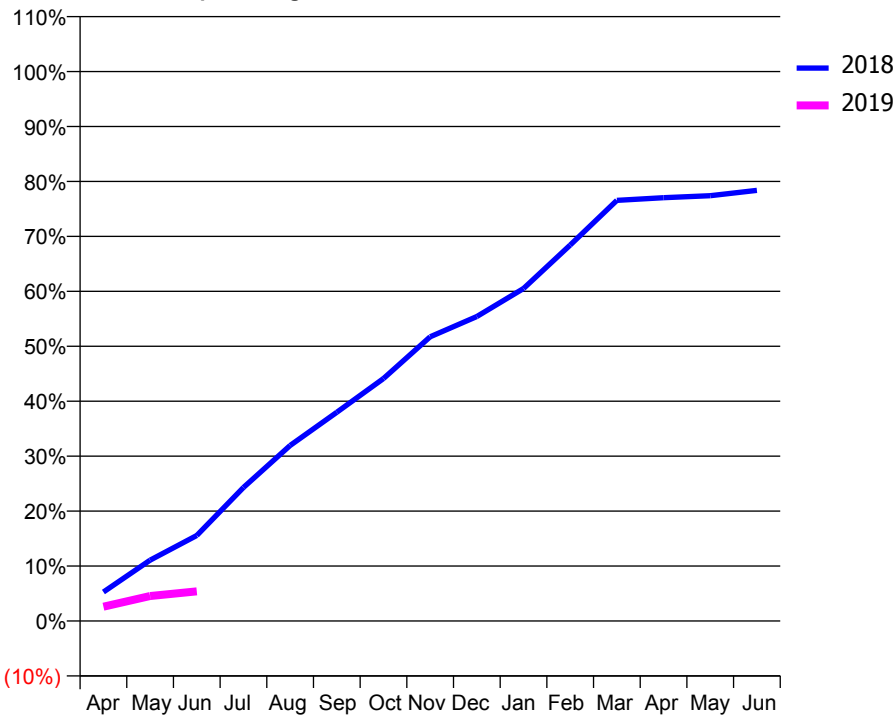
ACCESS*

Patients seen in 24 months	Total	Change since previous quarter
Quarter ending June 2017	1,300	
Quarter ending September 2017	1,346	↑
Quarter ending December 2017	1,362	→
Quarter ending March 2018	1,408	↑
Quarter ending June 2018	1,344	↓
Variance since June 2017	3.4%	↑



ACTIVITY

Cumulative percentage of contracted UDA delivered 2018 & 2019



Month	Adjusted Scheduled Activity (UDA)	
	2018	2019
April	193	96
May	406	167
June	571	198
July	891	
August	1,171	
September	1,393	
October	1,618	
November	1,897	
December	2,032	
January	2,219	
February	2,509	
March	2,807	
April	2,825	
May	2,838	
June	2,874	

QUALITY

	Quantity	Base Number	Contract	AT	Region	England
% of FP17s for the same patient ID Re-attending within 3 months - Children	1	10	10.0%	9.8%	11.5%	11.5%
% of FP17s for the same patient ID Re-attending within 3 months - Adults	13	126	10.3%	15.4%	16.6%	15.4%
% of FP17s for the same patient ID Re-attending between 3 & 9 months - Children	1	10	10.0%	49.2%	48.8%	58.9%
% of FP17s for the same patient ID Re-attending between 3 & 9 months - Adults	41	126	32.5%	39.1%	39.3%	51.6%
% of FP17s for Band 1 Urgent Courses	9	90	10.0%	10.0%	10.6%	8.9%
% of FP17s Relating to Free Repair or Replacements	0	90	0.0%	0.6%	0.5%	0.8%
% of FP17s Relating to Continuations	3	90	3.3%	0.9%	0.7%	0.9%
% of Patients satisfied with the dentistry they have received	0	0	N/A	91.6%	90.4%	93.2%
% of Patients satisfied with the time they had to wait for an appointment	0	0	N/A	88.0%	85.3%	88.8%

* This is based on patients treated on this contract for their most recent course of treatment. Figures in italics indicate the base number of FP17s or Patient Questionnaire responses are less than 100. N/A is shown where the base number of responses is less than 10 during the period. % is calculated as Quantity/Base number*100

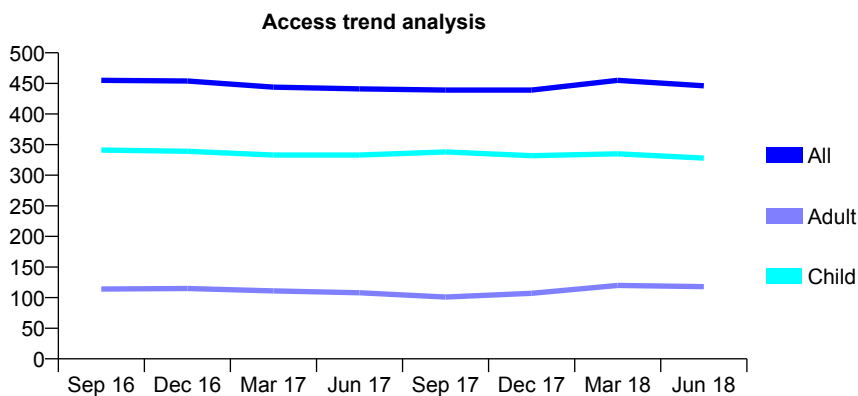
Q63 - Vital Signs At a Glance Contract Report for 254010/0001 - June 2018

Name or company name	MR P AZARI
Contract type name	GDS Contract
Purpose of contract	General
Contract start date	01/04/2006
Contract end date	

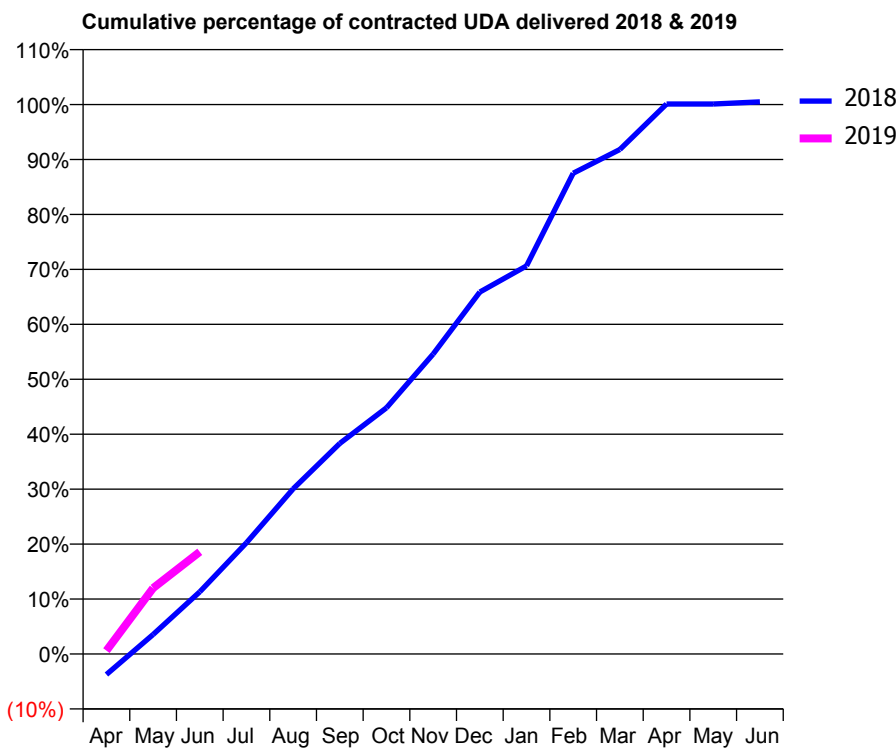
18/19 Contracted general activity (UDA)	800
Carry forward general activity (UDA)	0
18/19 Contracted orthodontic activity (UOA)	0
Carry forward orthodontic activity (UOA)	0
Baseline contract value	£22,139.63

ACCESS*

Patients seen in 24 months	Total	Change since previous quarter
Quarter ending June 2017	441	
Quarter ending September 2017	439	→
Quarter ending December 2017	439	→
Quarter ending March 2018	455	↑
Quarter ending June 2018	446	↓
Variance since June 2017	1.1%	→



ACTIVITY



Adjusted Scheduled Activity (UDA)		
Month	2018	2019
April	-30	5
May	28	96
June	91	149
July	162	
August	240	
September	307	
October	358	
November	437	
December	527	
January	565	
February	700	
March	735	
April	801	
May	801	
June	804	

QUALITY

	Quantity	Base Number	Contract	AT	Region	England
% of FP17s for the same patient ID Re-attending within 3 months - Children	1	84	1.2%	9.8%	11.5%	11.5%
% of FP17s for the same patient ID Re-attending within 3 months - Adults	2	40	5.0%	15.4%	16.6%	15.4%
% of FP17s for the same patient ID Re-attending between 3 & 9 months - Children	41	84	48.8%	49.2%	48.8%	58.9%
% of FP17s for the same patient ID Re-attending between 3 & 9 months - Adults	18	40	45.0%	39.1%	39.3%	51.6%
% of FP17s for Band 1 Urgent Courses	4	98	4.1%	10.0%	10.6%	8.9%
% of FP17s Relating to Free Repair or Replacements	0	98	0.0%	0.6%	0.5%	0.8%
% of FP17s Relating to Continuations	0	98	0.0%	0.9%	0.7%	0.9%
% of Patients satisfied with the dentistry they have received	0	0	N/A	91.6%	90.4%	93.2%
% of Patients satisfied with the time they had to wait for an appointment	0	0	N/A	88.0%	85.3%	88.8%

* This is based on patients treated on this contract for their most recent course of treatment. Figures in italics indicate the base number of FP17s or Patient Questionnaire responses are less than 100. N/A is shown where the base number of responses is less than 10 during the period. % is calculated as Quantity/Base number*100

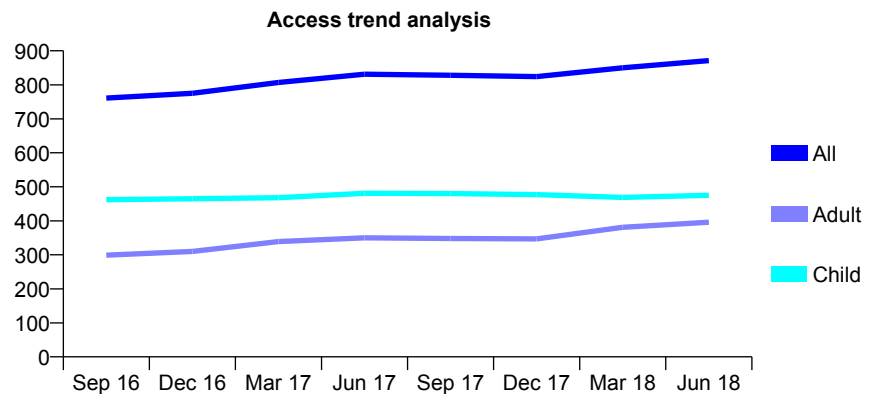
Q63 - Vital Signs At a Glance Contract Report for 254010/0002 - June 2018

Name or company name	Days Lane Dental
Contract type name	GDS Contract
Purpose of contract	General
Contract start date	01/04/2006
Contract end date	

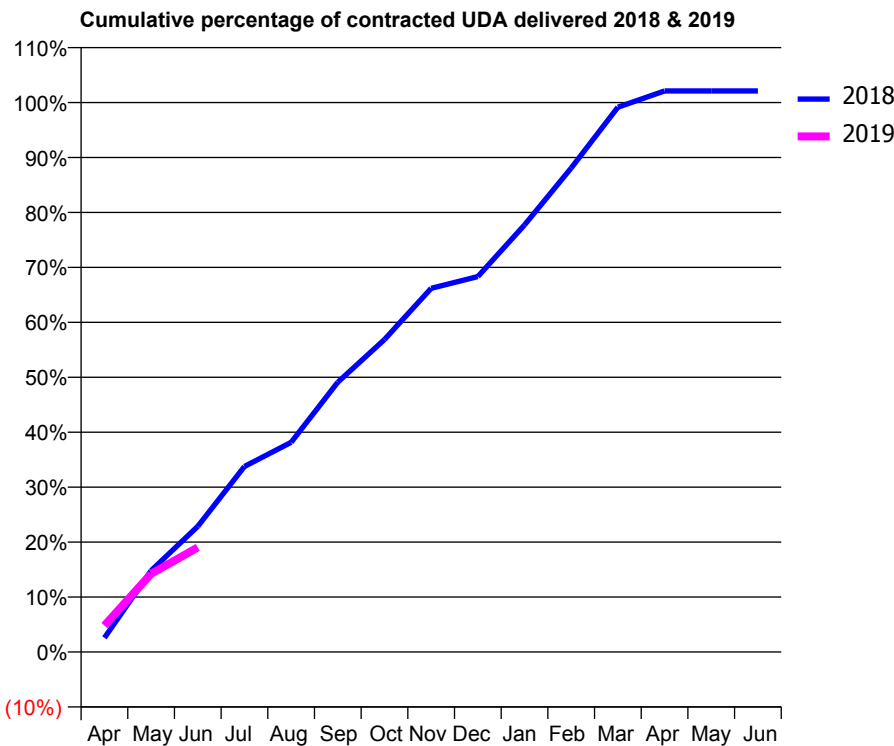
18/19 Contracted general activity (UDA)	1,828
Carry forward general activity (UDA)	0
18/19 Contracted orthodontic activity (UOA)	0
Carry forward orthodontic activity (UOA)	0
Baseline contract value	£55,398.65

ACCESS*

Patients seen in 24 months	Total	Change since previous quarter
Quarter ending June 2017	831	
Quarter ending September 2017	828	→
Quarter ending December 2017	824	→
Quarter ending March 2018	850	↑
Quarter ending June 2018	871	↑
Variance since June 2017	4.8%	↑



ACTIVITY



Adjusted Scheduled Activity (UDA)		
Month	2018	2019
April	47	88
May	271	260
June	418	348
July	617	
August	697	
September	898	
October	1,040	
November	1,210	
December	1,249	
January	1,421	
February	1,610	
March	1,812	
April	1,867	
May	1,867	
June	1,867	

QUALITY

	Quantity	Base Number	Contract	AT	Region	England
% of FP17s for the same patient ID Re-attending within 3 months - Children	9	149	6.0%	9.8%	11.5%	11.5%
% of FP17s for the same patient ID Re-attending within 3 months - Adults	6	94	6.4%	15.4%	16.6%	15.4%
% of FP17s for the same patient ID Re-attending between 3 & 9 months - Children	76	149	51.0%	49.2%	48.8%	58.9%
% of FP17s for the same patient ID Re-attending between 3 & 9 months - Adults	38	94	40.4%	39.1%	39.3%	51.6%
% of FP17s for Band 1 Urgent Courses	6	204	2.9%	10.0%	10.6%	8.9%
% of FP17s Relating to Free Repair or Replacements	0	204	0.0%	0.6%	0.5%	0.8%
% of FP17s Relating to Continuations	0	204	0.0%	0.9%	0.7%	0.9%
% of Patients satisfied with the dentistry they have received	0	0	N/A	91.6%	90.4%	93.2%
% of Patients satisfied with the time they had to wait for an appointment	0	0	N/A	88.0%	85.3%	88.8%

* This is based on patients treated on this contract for their most recent course of treatment. Figures in italics indicate the base number of FP17s or Patient Questionnaire responses are less than 100. N/A is shown where the base number of responses is less than 10 during the period. % is calculated as Quantity/Base number*100

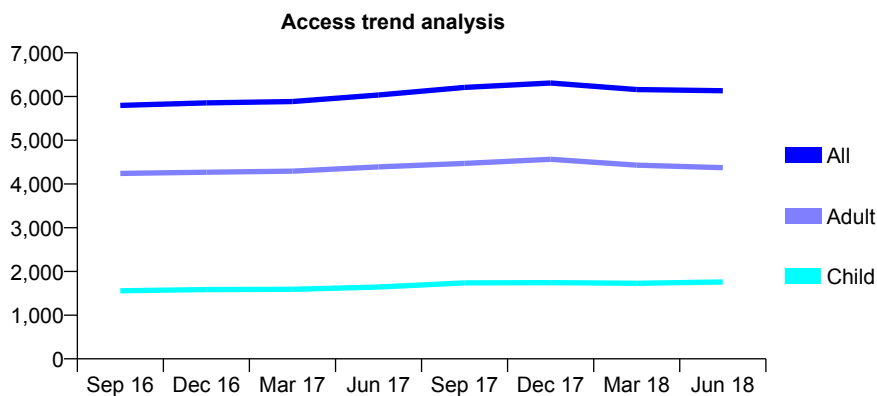
Q63 - Vital Signs At a Glance Contract Report for 257001/0001 - June 2018

Name or company name	MR DS MATHEW
Contract type name	GDS Contract
Purpose of contract	General
Contract start date	01/04/2006
Contract end date	

18/19 Contracted general activity (UDA)	14,901
Carry forward general activity (UDA)	0
18/19 Contracted orthodontic activity (UOA)	0
Carry forward orthodontic activity (UOA)	0
Baseline contract value	£388,008.00

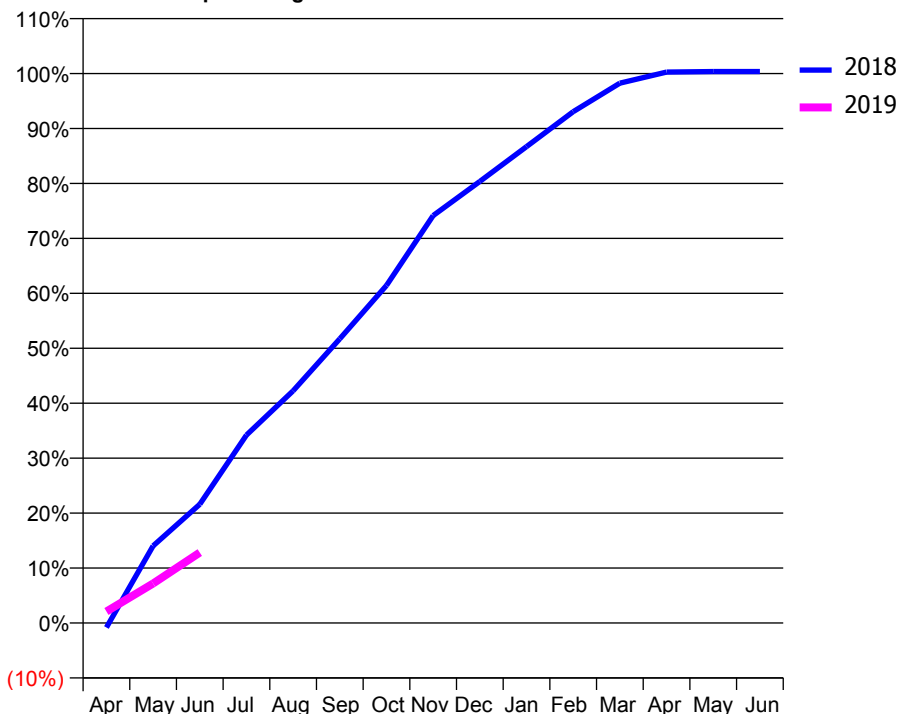
ACCESS*

Patients seen in 24 months	Total	Change since previous quarter
Quarter ending June 2017	6,035	
Quarter ending September 2017	6,208	↑
Quarter ending December 2017	6,309	→
Quarter ending March 2018	6,160	↓
Quarter ending June 2018	6,131	→
Variance since June 2017	1.6%	→



ACTIVITY

Cumulative percentage of contracted UDA delivered 2018 & 2019



Month	Adjusted Scheduled Activity (UDA)	
	2018	2019
April	-123	313
May	2,092	1,071
June	3,218	1,910
July	5,097	
August	6,296	
September	7,708	
October	9,155	
November	11,049	
December	11,976	
January	12,919	
February	13,866	
March	14,641	
April	14,939	
May	14,955	
June	14,955	

QUALITY

	Quantity	Base Number	Contract	AT	Region	England
% of FP17s for the same patient ID Re-attending within 3 months - Children	29	378	7.7%	9.8%	11.5%	11.5%
% of FP17s for the same patient ID Re-attending within 3 months - Adults	55	749	7.3%	15.4%	16.6%	15.4%
% of FP17s for the same patient ID Re-attending between 3 & 9 months - Children	166	378	43.9%	49.2%	48.8%	58.9%
% of FP17s for the same patient ID Re-attending between 3 & 9 months - Adults	305	749	40.7%	39.1%	39.3%	51.6%
% of FP17s for Band 1 Urgent Courses	53	994	5.3%	10.0%	10.6%	8.9%
% of FP17s Relating to Free Repair or Replacements	4	994	0.4%	0.6%	0.5%	0.8%
% of FP17s Relating to Continuations	8	994	0.8%	0.9%	0.7%	0.9%
% of Patients satisfied with the dentistry they have received	5	6	N/A	91.6%	90.4%	93.2%
% of Patients satisfied with the time they had to wait for an appointment	6	6	N/A	88.0%	85.3%	88.8%

* This is based on patients treated on this contract for their most recent course of treatment. Figures in italics indicate the base number of FP17s or Patient Questionnaire responses are less than 100. N/A is shown where the base number of responses is less than 10 during the period. % is calculated as Quantity/Base number*100

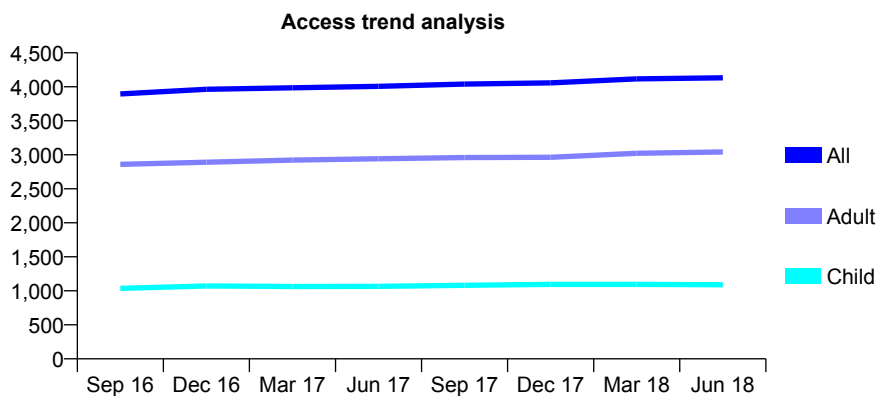
Q63 - Vital Signs At a Glance Contract Report for 257222/0001 - June 2018

Name or company name	MS S RADPOUR
Contract type name	GDS Contract
Purpose of contract	General
Contract start date	01/04/2006
Contract end date	

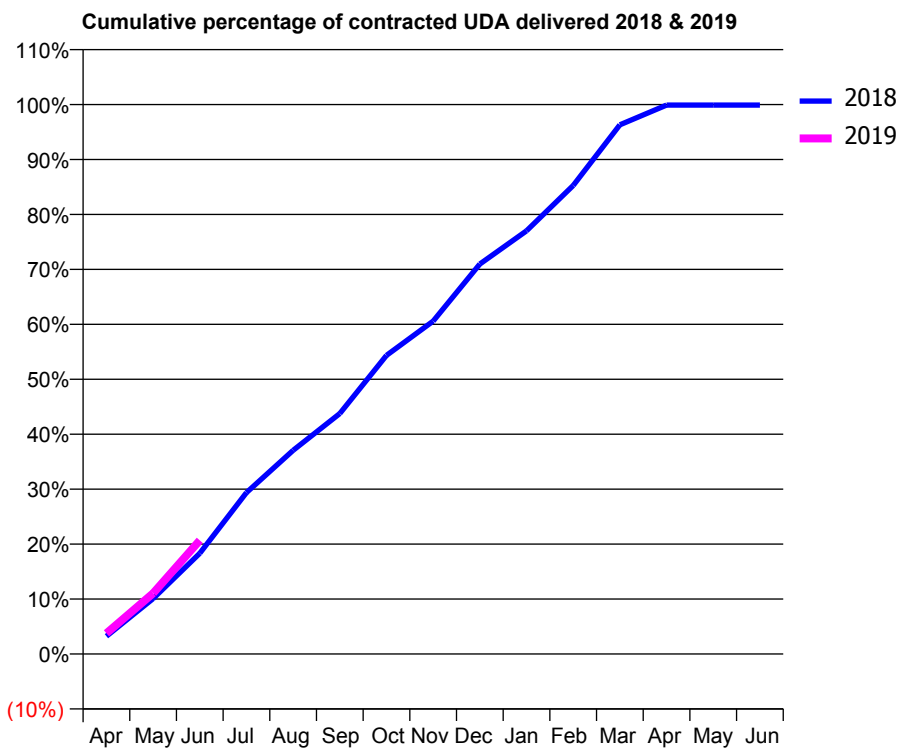
18/19 Contracted general activity (UDA)	9,500
Carry forward general activity (UDA)	0
18/19 Contracted orthodontic activity (UOA)	0
Carry forward orthodontic activity (UOA)	0
Baseline contract value	£235,564.39

ACCESS*

Patients seen in 24 months	Total	Change since previous quarter
Quarter ending June 2017	4,007	
Quarter ending September 2017	4,041	→
Quarter ending December 2017	4,058	→
Quarter ending March 2018	4,117	→
Quarter ending June 2018	4,132	→
Variance since June 2017	3.1%	↑



ACTIVITY



Month	Adjusted Scheduled Activity (UDA)	
	2018	2019
April	309	359
May	957	1,050
June	1,741	1,965
July	2,790	
August	3,521	
September	4,158	
October	5,163	
November	5,755	
December	6,743	
January	7,316	
February	8,099	
March	9,149	
April	9,490	
May	9,490	
June	9,490	

QUALITY

	Quantity	Base Number	Contract	AT	Region	England
% of FP17s for the same patient ID Re-attending within 3 months - Children	18	367	4.9%	9.8%	11.5%	11.5%
% of FP17s for the same patient ID Re-attending within 3 months - Adults	104	848	12.3%	15.4%	16.6%	15.4%
% of FP17s for the same patient ID Re-attending between 3 & 9 months - Children	225	367	61.3%	49.2%	48.8%	58.9%
% of FP17s for the same patient ID Re-attending between 3 & 9 months - Adults	327	848	38.6%	39.1%	39.3%	51.6%
% of FP17s for Band 1 Urgent Courses	77	1,032	7.5%	10.0%	10.6%	8.9%
% of FP17s Relating to Free Repair or Replacements	6	1,032	0.6%	0.6%	0.5%	0.8%
% of FP17s Relating to Continuations	11	1,032	1.1%	0.9%	0.7%	0.9%
% of Patients satisfied with the dentistry they have received	1	1	N/A	91.6%	90.4%	93.2%
% of Patients satisfied with the time they had to wait for an appointment	1	1	N/A	88.0%	85.3%	88.8%

* This is based on patients treated on this contract for their most recent course of treatment. Figures in italics indicate the base number of FP17s or Patient Questionnaire responses are less than 100. N/A is shown where the base number of responses is less than 10 during the period. % is calculated as Quantity/Base number*100

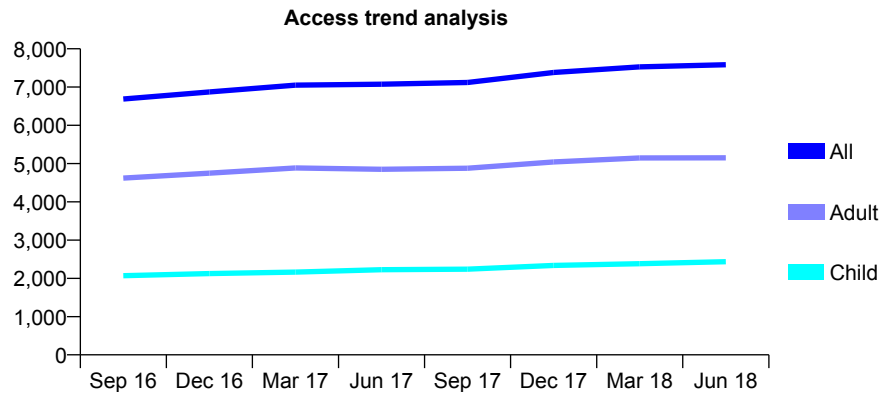
Q63 - Vital Signs At a Glance Contract Report for 257486/0003 - June 2018

Name or company name	MR RM QURESHI
Contract type name	GDS Contract
Purpose of contract	General
Contract start date	01/10/2014
Contract end date	

18/19 Contracted general activity (UDA)	17,212
Carry forward general activity (UDA)	0
18/19 Contracted orthodontic activity (UOA)	0
Carry forward orthodontic activity (UOA)	0
Baseline contract value	£435,369.89

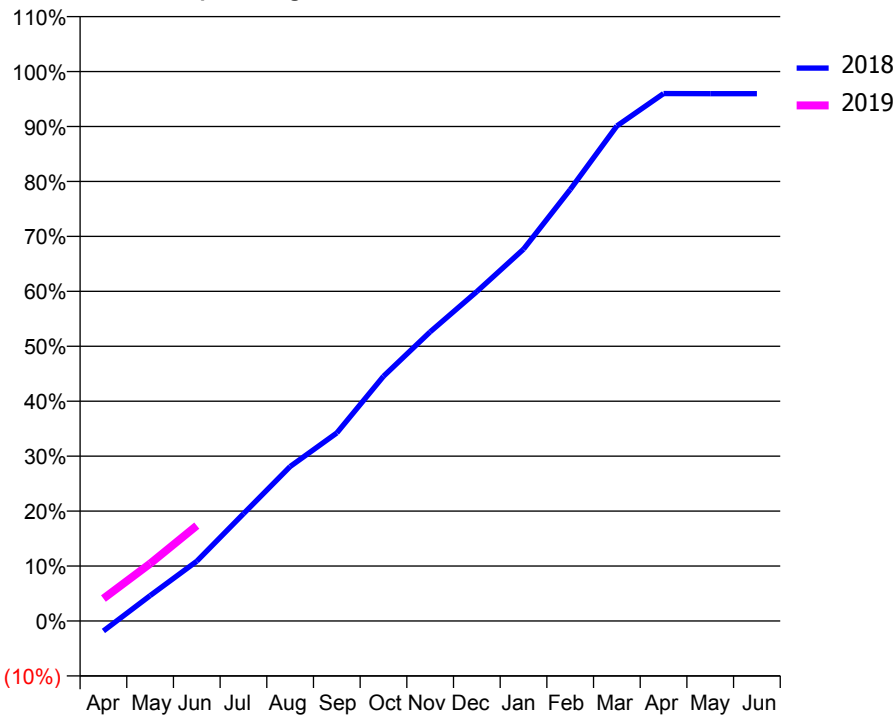
ACCESS*

Patients seen in 24 months	Total	Change since previous quarter
Quarter ending June 2017	7,076	
Quarter ending September 2017	7,120	→
Quarter ending December 2017	7,381	↑
Quarter ending March 2018	7,529	↑
Quarter ending June 2018	7,585	→
Variance since June 2017	7.2%	↑



ACTIVITY

Cumulative percentage of contracted UDA delivered 2018 & 2019



Month	Adjusted Scheduled Activity (UDA)	
	2018	2019
April	-315	705
May	795	1,799
June	1,873	2,990
July	3,361	
August	4,840	
September	5,890	
October	7,666	
November	9,059	
December	10,319	
January	11,646	
February	13,514	
March	15,508	
April	16,520	
May	16,519	
June	16,519	

QUALITY

	Quantity	Base Number	Contract	AT	Region	England
% of FP17s for the same patient ID Re-attending within 3 months - Children	68	698	9.7%	9.8%	11.5%	11.5%
% of FP17s for the same patient ID Re-attending within 3 months - Adults	160	1,173	13.6%	15.4%	16.6%	15.4%
% of FP17s for the same patient ID Re-attending between 3 & 9 months - Children	350	698	50.1%	49.2%	48.8%	58.9%
% of FP17s for the same patient ID Re-attending between 3 & 9 months - Adults	480	1,173	40.9%	39.1%	39.3%	51.6%
% of FP17s for Band 1 Urgent Courses	153	1,592	9.6%	10.0%	10.6%	8.9%
% of FP17s Relating to Free Repair or Replacements	10	1,592	0.6%	0.6%	0.5%	0.8%
% of FP17s Relating to Continuations	1	1,592	0.1%	0.9%	0.7%	0.9%
% of Patients satisfied with the dentistry they have received	3	4	N/A	91.6%	90.4%	93.2%
% of Patients satisfied with the time they had to wait for an appointment	3	4	N/A	88.0%	85.3%	88.8%

* This is based on patients treated on this contract for their most recent course of treatment. Figures in italics indicate the base number of FP17s or Patient Questionnaire responses are less than 100. N/A is shown where the base number of responses is less than 10 during the period. % is calculated as Quantity/Base number*100

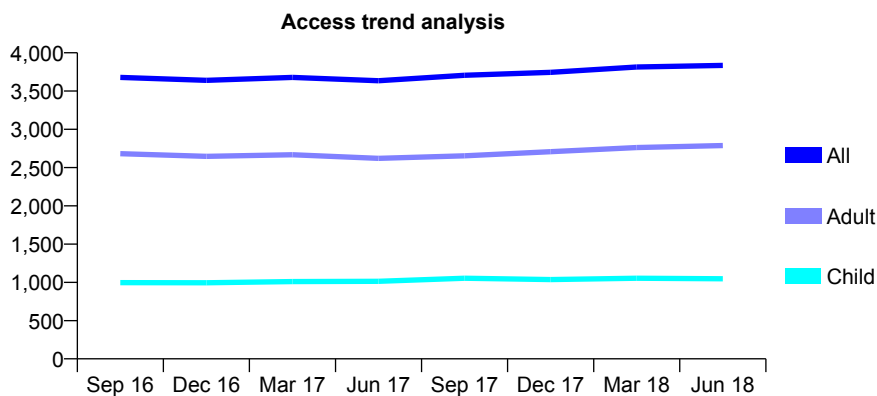
Q63 - Vital Signs At a Glance Contract Report for 262447/0001 - June 2018

Name or company name	MR CC BAILIE
Contract type name	GDS Contract
Purpose of contract	General
Contract start date	01/04/2006
Contract end date	

18/19 Contracted general activity (UDA)	15,000
Carry forward general activity (UDA)	0
18/19 Contracted orthodontic activity (UOA)	0
Carry forward orthodontic activity (UOA)	0
Baseline contract value	£536,431.88

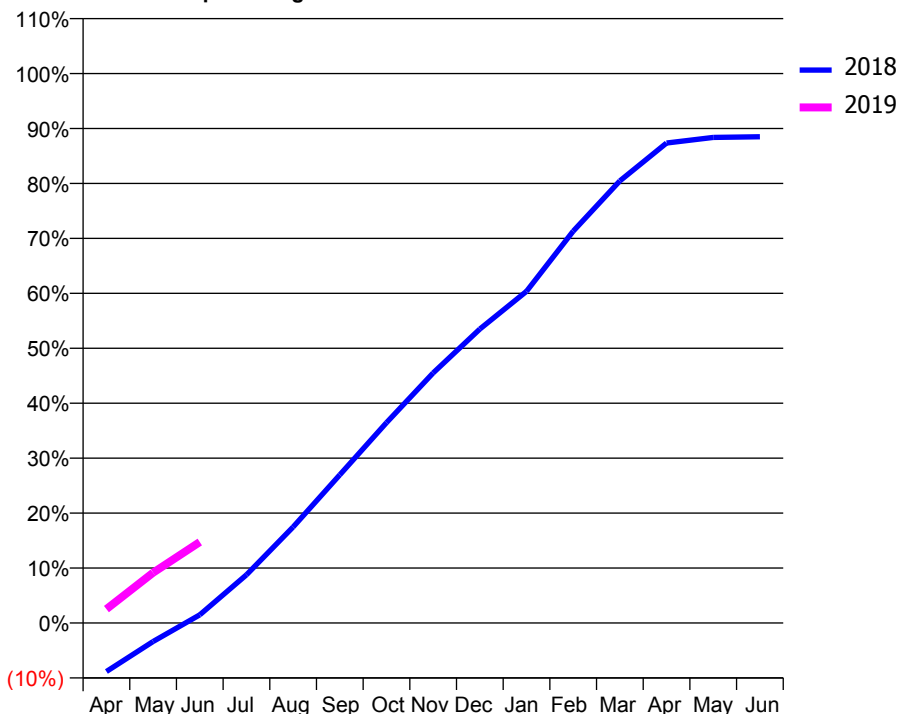
ACCESS*

Patients seen in 24 months	Total	Change since previous quarter
Quarter ending June 2017	3,634	
Quarter ending September 2017	3,706	→
Quarter ending December 2017	3,744	→
Quarter ending March 2018	3,814	→
Quarter ending June 2018	3,835	→
Variance since June 2017	5.5%	↑



ACTIVITY

Cumulative percentage of contracted UDA delivered 2018 & 2019



Month	Adjusted Scheduled Activity (UDA)	
	2018	2019
April	-1,326	381
May	-506	1,375
June	222	2,212
July	1,316	
August	2,622	
September	4,046	
October	5,470	
November	6,828	
December	8,023	
January	9,054	
February	10,695	
March	12,067	
April	13,103	
May	13,257	
June	13,273	

QUALITY

	Quantity	Base Number	Contract	AT	Region	England
% of FP17s for the same patient ID Re-attending within 3 months - Children	19	246	7.7%	9.8%	11.5%	11.5%
% of FP17s for the same patient ID Re-attending within 3 months - Adults	197	778	25.3%	15.4%	16.6%	15.4%
% of FP17s for the same patient ID Re-attending between 3 & 9 months - Children	119	246	48.4%	49.2%	48.8%	58.9%
% of FP17s for the same patient ID Re-attending between 3 & 9 months - Adults	257	778	33.0%	39.1%	39.3%	51.6%
% of FP17s for Band 1 Urgent Courses	100	776	12.9%	10.0%	10.6%	8.9%
% of FP17s Relating to Free Repair or Replacements	5	776	0.6%	0.6%	0.5%	0.8%
% of FP17s Relating to Continuations	22	776	2.8%	0.9%	0.7%	0.9%
% of Patients satisfied with the dentistry they have received	2	2	N/A	91.6%	90.4%	93.2%
% of Patients satisfied with the time they had to wait for an appointment	2	2	N/A	88.0%	85.3%	88.8%

* This is based on patients treated on this contract for their most recent course of treatment. Figures in italics indicate the base number of FP17s or Patient Questionnaire responses are less than 100. N/A is shown where the base number of responses is less than 10 during the period. % is calculated as Quantity/Base number*100

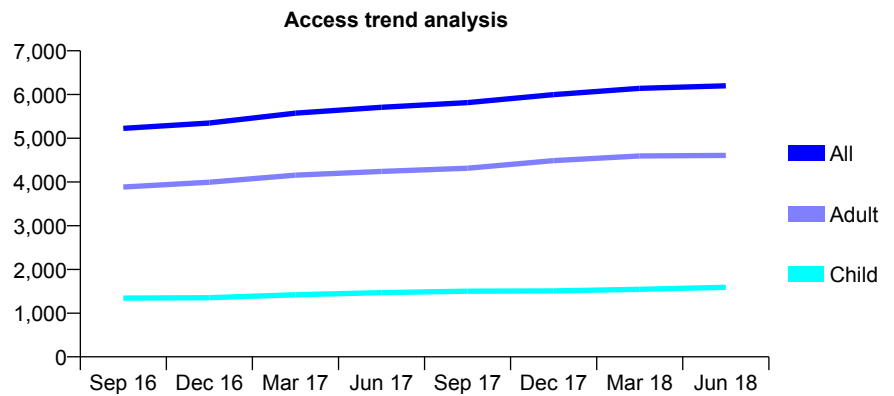
Q63 - Vital Signs At a Glance Contract Report for 262803/0003 - June 2018

Name or company name	MR SA BUTT
Contract type name	GDS Contract
Purpose of contract	General
Contract start date	01/04/2006
Contract end date	

18/19 Contracted general activity (UDA)	24,700
Carry forward general activity (UDA)	0
18/19 Contracted orthodontic activity (UOA)	0
Carry forward orthodontic activity (UOA)	0
Baseline contract value	£703,257.68

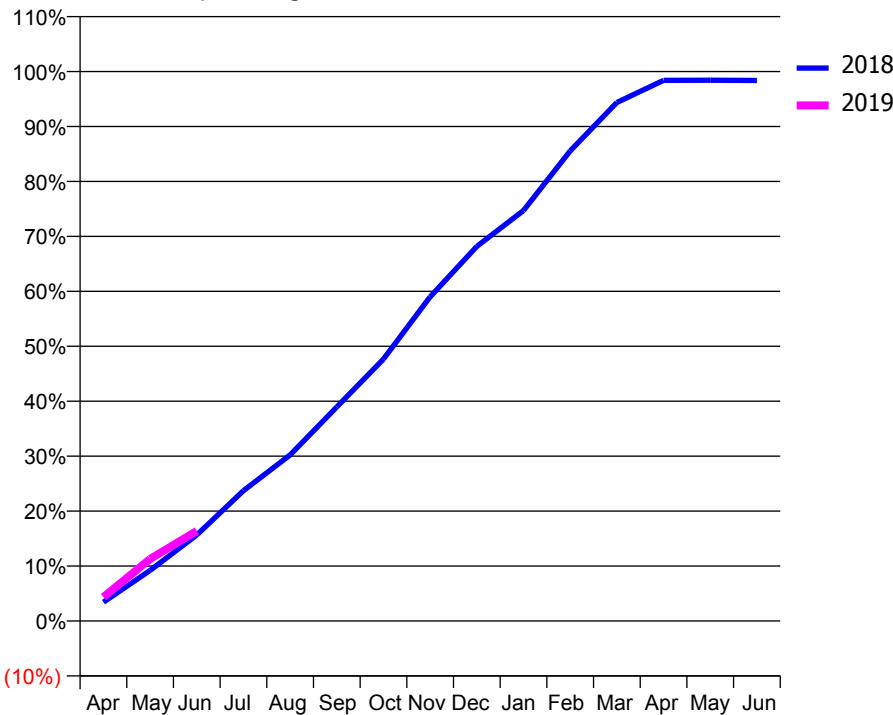
ACCESS*

Patients seen in 24 months	Total	Change since previous quarter
Quarter ending June 2017	5,709	
Quarter ending September 2017	5,814	→
Quarter ending December 2017	5,997	↑
Quarter ending March 2018	6,141	↑
Quarter ending June 2018	6,198	→
Variance since June 2017	8.6%	↑



ACTIVITY

Cumulative percentage of contracted UDA delivered 2018 & 2019



Adjusted Scheduled Activity (UDA)		
Month	2018	2019
April	804	1,075
May	2,155	2,788
June	3,663	4,051
July	5,551	
August	7,071	
September	9,118	
October	11,154	
November	13,809	
December	15,952	
January	17,480	
February	20,018	
March	22,082	
April	23,026	
May	23,030	
June	23,018	

QUALITY

	Quantity	Base Number	Contract	AT	Region	England
% of FP17s for the same patient ID Re-attending within 3 months - Children	45	511	8.8%	9.8%	11.5%	11.5%
% of FP17s for the same patient ID Re-attending within 3 months - Adults	254	1,322	19.2%	15.4%	16.6%	15.4%
% of FP17s for the same patient ID Re-attending between 3 & 9 months - Children	245	511	47.9%	49.2%	48.8%	58.9%
% of FP17s for the same patient ID Re-attending between 3 & 9 months - Adults	469	1,322	35.5%	39.1%	39.3%	51.6%
% of FP17s for Band 1 Urgent Courses	288	1,478	19.5%	10.0%	10.6%	8.9%
% of FP17s Relating to Free Repair or Replacements	4	1,478	0.3%	0.6%	0.5%	0.8%
% of FP17s Relating to Continuations	9	1,478	0.6%	0.9%	0.7%	0.9%
% of Patients satisfied with the dentistry they have received	4	4	N/A	91.6%	90.4%	93.2%
% of Patients satisfied with the time they had to wait for an appointment	4	4	N/A	88.0%	85.3%	88.8%

* This is based on patients treated on this contract for their most recent course of treatment. Figures in italics indicate the base number of FP17s or Patient Questionnaire responses are less than 100. N/A is shown where the base number of responses is less than 10 during the period. % is calculated as Quantity/Base number*100

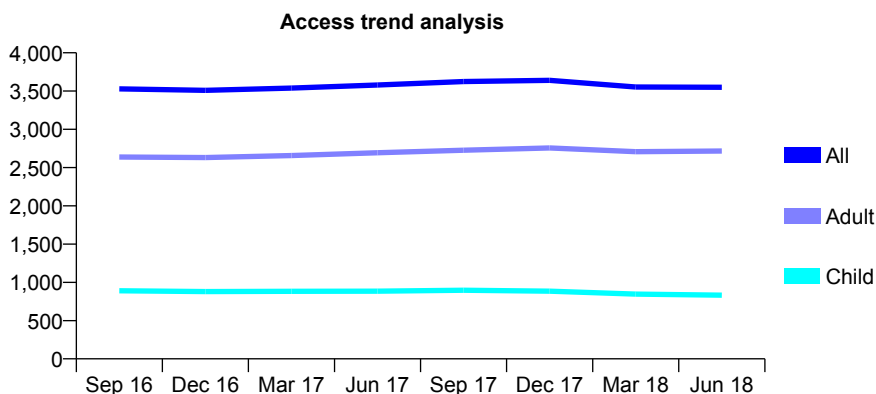
Q63 - Vital Signs At a Glance Contract Report for 263850/0001 - June 2018

Name or company name	MR SG JOHN
Contract type name	GDS Contract
Purpose of contract	General
Contract start date	01/04/2006
Contract end date	

18/19 Contracted general activity (UDA)	9,242
Carry forward general activity (UDA)	0
18/19 Contracted orthodontic activity (UOA)	0
Carry forward orthodontic activity (UOA)	0
Baseline contract value	£291,225.65

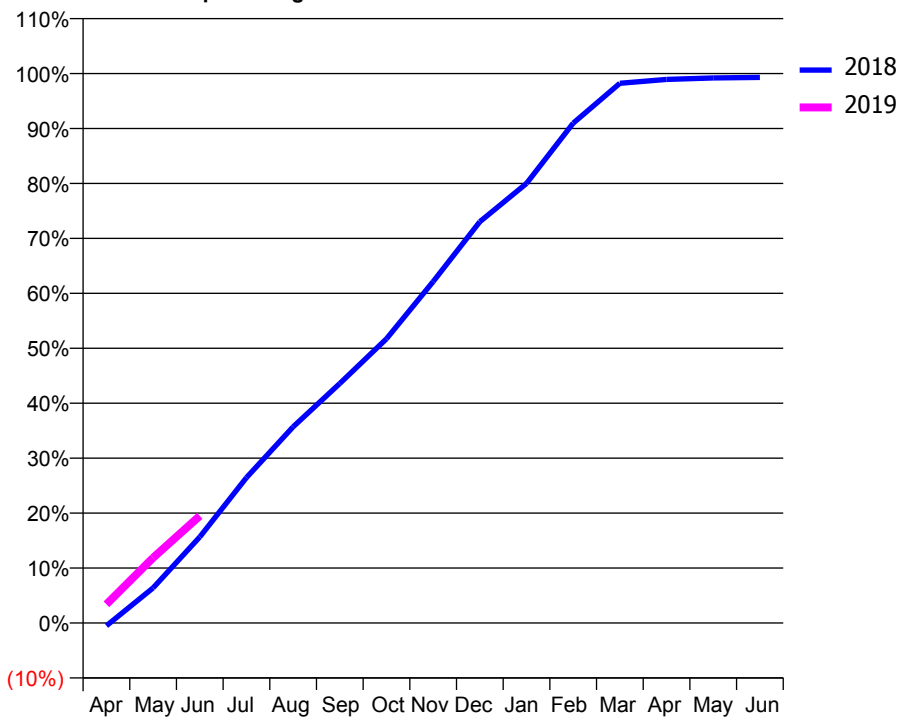
ACCESS*

Patients seen in 24 months	Total	Change since previous quarter
Quarter ending June 2017	3,579	
Quarter ending September 2017	3,624	→
Quarter ending December 2017	3,640	→
Quarter ending March 2018	3,553	↓
Quarter ending June 2018	3,549	→
Variance since June 2017	(0.8%)	→



ACTIVITY

Cumulative percentage of contracted UDA delivered 2018 & 2019



Adjusted Scheduled Activity (UDA)

Month	2018	2019
April	-49	315
May	590	1,097
June	1,447	1,802
July	2,446	
August	3,300	
September	4,029	
October	4,780	
November	5,744	
December	6,749	
January	7,392	
February	8,407	
March	9,077	
April	9,142	
May	9,168	
June	9,176	

QUALITY

	Quantity	Base Number	Contract	AT	Region	England
% of FP17s for the same patient ID Re-attending within 3 months - Children	7	177	4.0%	9.8%	11.5%	11.5%
% of FP17s for the same patient ID Re-attending within 3 months - Adults	38	582	6.5%	15.4%	16.6%	15.4%
% of FP17s for the same patient ID Re-attending between 3 & 9 months - Children	53	177	29.9%	49.2%	48.8%	58.9%
% of FP17s for the same patient ID Re-attending between 3 & 9 months - Adults	248	582	42.6%	39.1%	39.3%	51.6%
% of FP17s for Band 1 Urgent Courses	25	560	4.5%	10.0%	10.6%	8.9%
% of FP17s Relating to Free Repair or Replacements	0	560	0.0%	0.6%	0.5%	0.8%
% of FP17s Relating to Continuations	3	560	0.5%	0.9%	0.7%	0.9%
% of Patients satisfied with the dentistry they have received	6	6	N/A	91.6%	90.4%	93.2%
% of Patients satisfied with the time they had to wait for an appointment	4	6	N/A	88.0%	85.3%	88.8%

* This is based on patients treated on this contract for their most recent course of treatment. Figures in italics indicate the base number of FP17s or Patient Questionnaire responses are less than 100. N/A is shown where the base number of responses is less than 10 during the period. % is calculated as Quantity/Base number*100

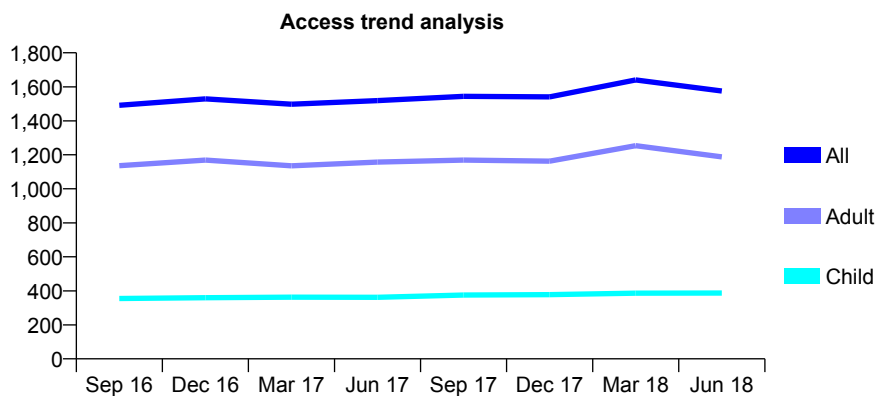
Q63 - Vital Signs At a Glance Contract Report for 264296/0001 - June 2018

Name or company name	MR RD VAZIRI
Contract type name	GDS Contract
Purpose of contract	General
Contract start date	01/04/2006
Contract end date	

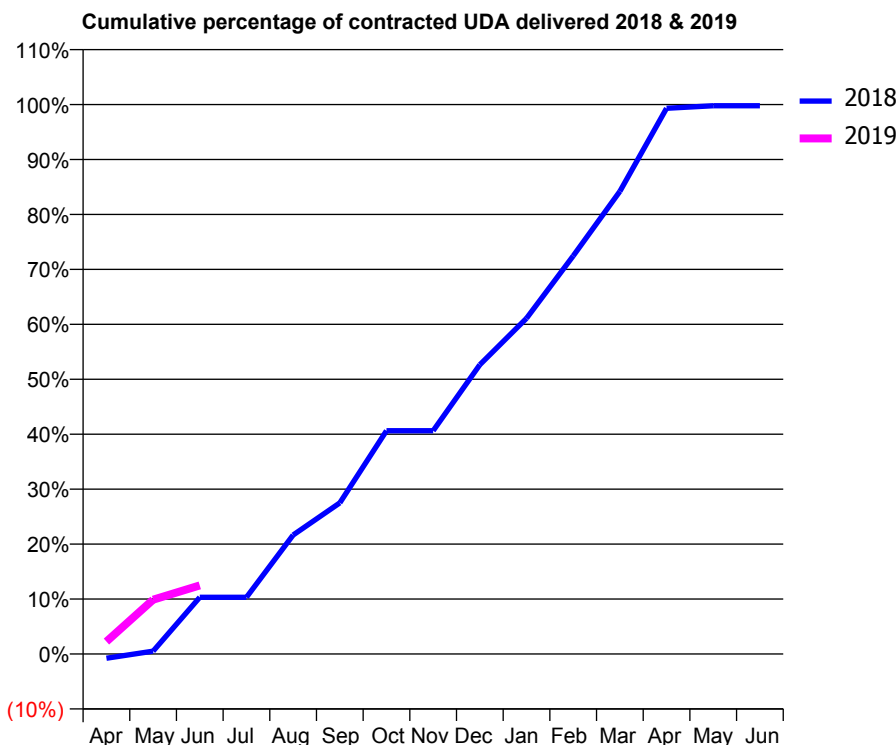
18/19 Contracted general activity (UDA)	4,996
Carry forward general activity (UDA)	0
18/19 Contracted orthodontic activity (UOA)	0
Carry forward orthodontic activity (UOA)	0
Baseline contract value	£147,914.78

ACCESS*

Patients seen in 24 months	Total	Change since previous quarter
Quarter ending June 2017	1,519	
Quarter ending September 2017	1,544	→
Quarter ending December 2017	1,541	→
Quarter ending March 2018	1,640	↑
Quarter ending June 2018	1,575	↓
Variance since June 2017	3.7%	↑



ACTIVITY



Adjusted Scheduled Activity (UDA)		
Month	2018	2019
April	-40	113
May	26	494
June	516	624
July	516	
August	1,082	
September	1,374	
October	2,030	
November	2,030	
December	2,630	
January	3,052	
February	3,620	
March	4,206	
April	4,961	
May	4,985	
June	4,985	

QUALITY

	Quantity	Base Number	Contract	AT	Region	England
% of FP17s for the same patient ID Re-attending within 3 months - Children	2	111	1.8%	9.8%	11.5%	11.5%
% of FP17s for the same patient ID Re-attending within 3 months - Adults	23	238	9.7%	15.4%	16.6%	15.4%
% of FP17s for the same patient ID Re-attending between 3 & 9 months - Children	31	111	27.9%	49.2%	48.8%	58.9%
% of FP17s for the same patient ID Re-attending between 3 & 9 months - Adults	34	238	14.3%	39.1%	39.3%	51.6%
% of FP17s for Band 1 Urgent Courses	25	217	11.5%	10.0%	10.6%	8.9%
% of FP17s Relating to Free Repair or Replacements	0	217	0.0%	0.6%	0.5%	0.8%
% of FP17s Relating to Continuations	1	217	0.5%	0.9%	0.7%	0.9%
% of Patients satisfied with the dentistry they have received	0	0	N/A	91.6%	90.4%	93.2%
% of Patients satisfied with the time they had to wait for an appointment	0	0	N/A	88.0%	85.3%	88.8%

* This is based on patients treated on this contract for their most recent course of treatment. Figures in italics indicate the base number of FP17s or Patient Questionnaire responses are less than 100. N/A is shown where the base number of responses is less than 10 during the period. % is calculated as Quantity/Base number*100

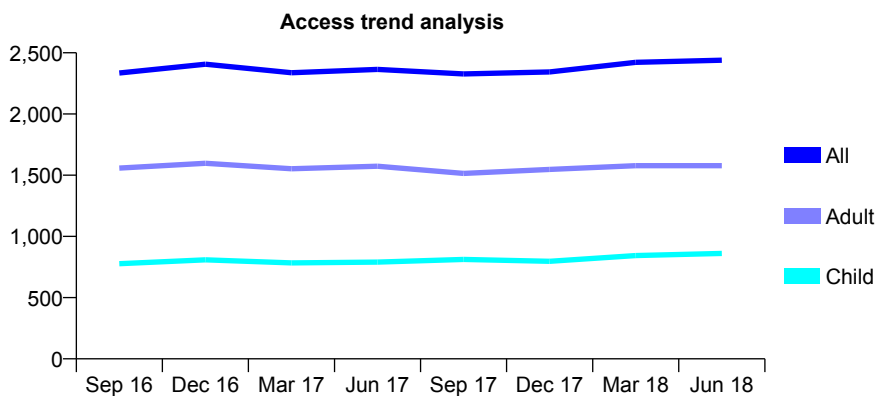
Q63 - Vital Signs At a Glance Contract Report for 264636/0002 - June 2018

Name or company name	MR O DADASHIAN
Contract type name	GDS Contract
Purpose of contract	General
Contract start date	01/04/2011
Contract end date	

18/19 Contracted general activity (UDA)	6,020
Carry forward general activity (UDA)	0
18/19 Contracted orthodontic activity (UOA)	0
Carry forward orthodontic activity (UOA)	0
Baseline contract value	£175,311.10

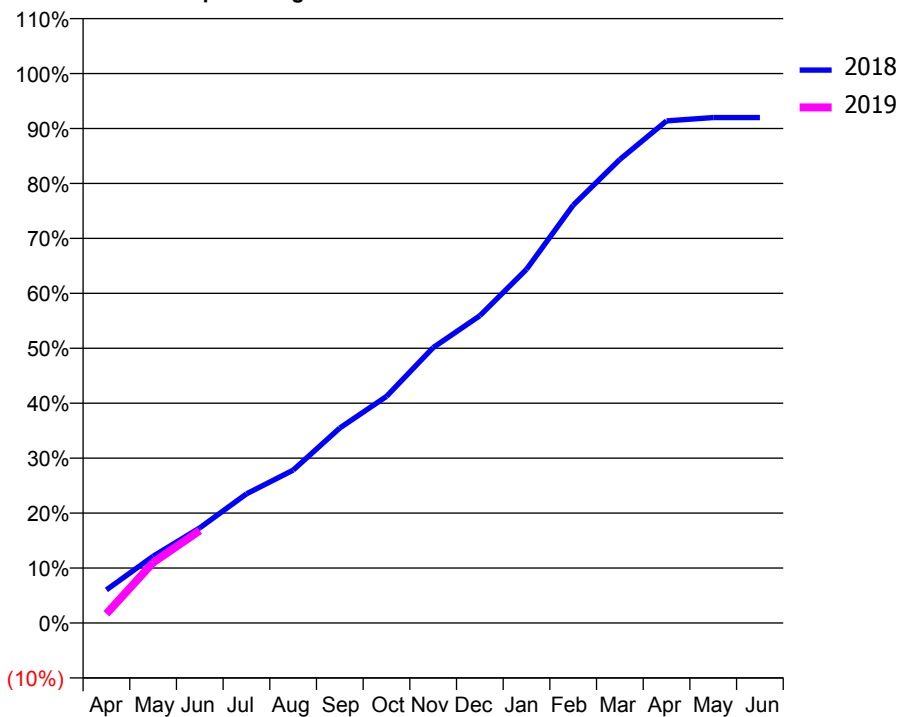
ACCESS*

Patients seen in 24 months	Total	Change since previous quarter
Quarter ending June 2017	2,364	
Quarter ending September 2017	2,327	↓
Quarter ending December 2017	2,344	→
Quarter ending March 2018	2,422	↑
Quarter ending June 2018	2,439	→
Variance since June 2017	3.2%	↑



ACTIVITY

Cumulative percentage of contracted UDA delivered 2018 & 2019



Month	Adjusted Scheduled Activity (UDA)	
	2018	2019
April	363	102
May	731	663
June	1,043	1,013
July	1,414	
August	1,675	
September	2,137	
October	2,483	
November	3,018	
December	3,366	
January	3,874	
February	4,577	
March	5,079	
April	5,501	
May	5,537	
June	5,537	

QUALITY

	Quantity	Base Number	Contract	AT	Region	England
% of FP17s for the same patient ID Re-attending within 3 months - Children	26	298	8.7%	9.8%	11.5%	11.5%
% of FP17s for the same patient ID Re-attending within 3 months - Adults	53	413	12.8%	15.4%	16.6%	15.4%
% of FP17s for the same patient ID Re-attending between 3 & 9 months - Children	142	298	47.7%	49.2%	48.8%	58.9%
% of FP17s for the same patient ID Re-attending between 3 & 9 months - Adults	121	413	29.3%	39.1%	39.3%	51.6%
% of FP17s for Band 1 Urgent Courses	47	470	10.0%	10.0%	10.6%	8.9%
% of FP17s Relating to Free Repair or Replacements	3	470	0.6%	0.6%	0.5%	0.8%
% of FP17s Relating to Continuations	2	470	0.4%	0.9%	0.7%	0.9%
% of Patients satisfied with the dentistry they have received	3	3	N/A	91.6%	90.4%	93.2%
% of Patients satisfied with the time they had to wait for an appointment	2	3	N/A	88.0%	85.3%	88.8%

* This is based on patients treated on this contract for their most recent course of treatment. Figures in italics indicate the base number of FP17s or Patient Questionnaire responses are less than 100. N/A is shown where the base number of responses is less than 10 during the period. % is calculated as Quantity/Base number*100

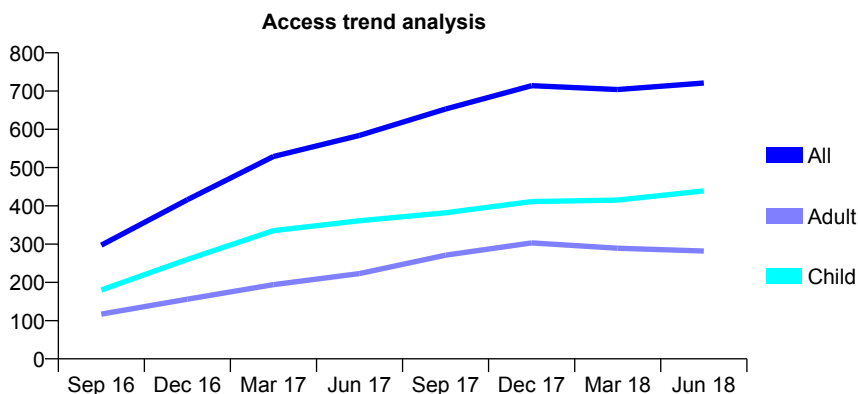
Q63 - Vital Signs At a Glance Contract Report for 264636/0003 - June 2018

Name or company name	MR O DADASHIAN
Contract type name	GDS Contract
Purpose of contract	General
Contract start date	01/11/2015
Contract end date	

18/19 Contracted general activity (UDA)	1,585
Carry forward general activity (UDA)	0
18/19 Contracted orthodontic activity (UOA)	0
Carry forward orthodontic activity (UOA)	0
Baseline contract value	£32,825.86

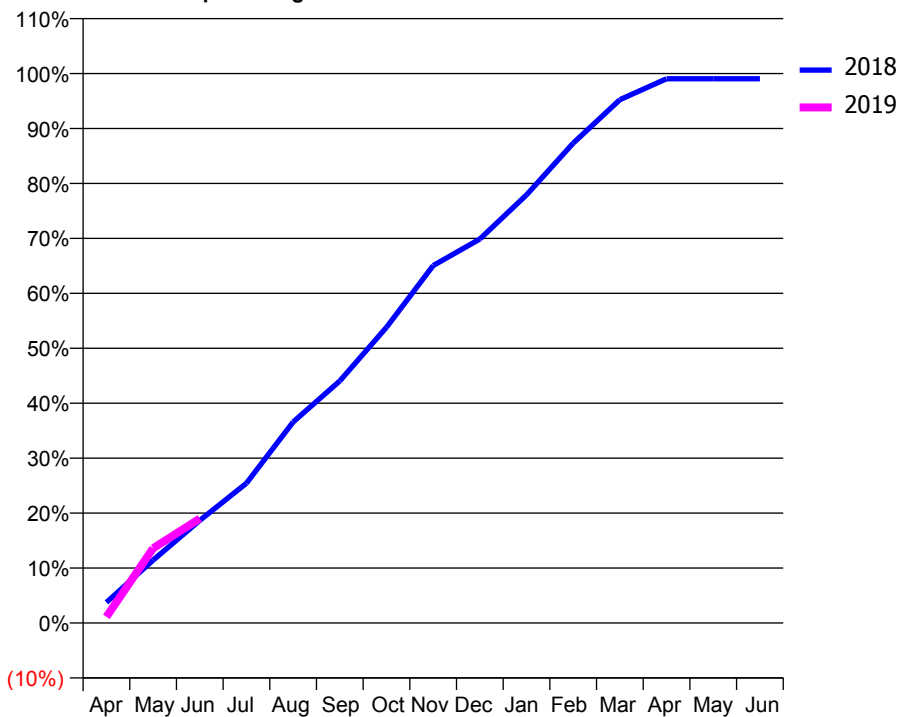
ACCESS*

Patients seen in 24 months	Total	Change since previous quarter
Quarter ending June 2017	584	
Quarter ending September 2017	653	↑
Quarter ending December 2017	714	↑
Quarter ending March 2018	704	↓
Quarter ending June 2018	721	↑
Variance since June 2017	23.5%	↑



ACTIVITY

Cumulative percentage of contracted UDA delivered 2018 & 2019



Adjusted Scheduled Activity (UDA)

Month	2018	2019
April	59	18
May	181	215
June	296	301
July	403	
August	580	
September	698	
October	853	
November	1,031	
December	1,107	
January	1,235	
February	1,384	
March	1,510	
April	1,570	
May	1,570	
June	1,570	

QUALITY

	Quantity	Base Number	Contract	AT	Region	England
% of FP17s for the same patient ID Re-attending within 3 months - Children	5	147	3.4%	9.8%	11.5%	11.5%
% of FP17s for the same patient ID Re-attending within 3 months - Adults	9	70	12.9%	15.4%	16.6%	15.4%
% of FP17s for the same patient ID Re-attending between 3 & 9 months - Children	71	147	48.3%	49.2%	48.8%	58.9%
% of FP17s for the same patient ID Re-attending between 3 & 9 months - Adults	33	70	47.1%	39.1%	39.3%	51.6%
% of FP17s for Band 1 Urgent Courses	12	201	6.0%	10.0%	10.6%	8.9%
% of FP17s Relating to Free Repair or Replacements	0	201	0.0%	0.6%	0.5%	0.8%
% of FP17s Relating to Continuations	0	201	0.0%	0.9%	0.7%	0.9%
% of Patients satisfied with the dentistry they have received	0	0	N/A	91.6%	90.4%	93.2%
% of Patients satisfied with the time they had to wait for an appointment	0	0	N/A	88.0%	85.3%	88.8%

* This is based on patients treated on this contract for their most recent course of treatment. Figures in italics indicate the base number of FP17s or Patient Questionnaire responses are less than 100. N/A is shown where the base number of responses is less than 10 during the period. % is calculated as Quantity/Base number*100

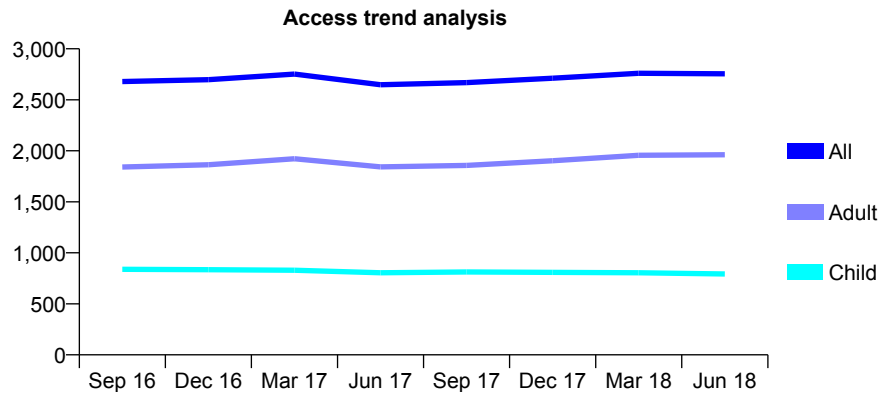
Q63 - Vital Signs At a Glance Contract Report for 271500/0001 - June 2018

Name or company name	MR P MAZAHERI
Contract type name	GDS Contract
Purpose of contract	General
Contract start date	01/04/2006
Contract end date	

18/19 Contracted general activity (UDA)	6,109
Carry forward general activity (UDA)	0
18/19 Contracted orthodontic activity (UOA)	0
Carry forward orthodontic activity (UOA)	0
Baseline contract value	£183,757.32

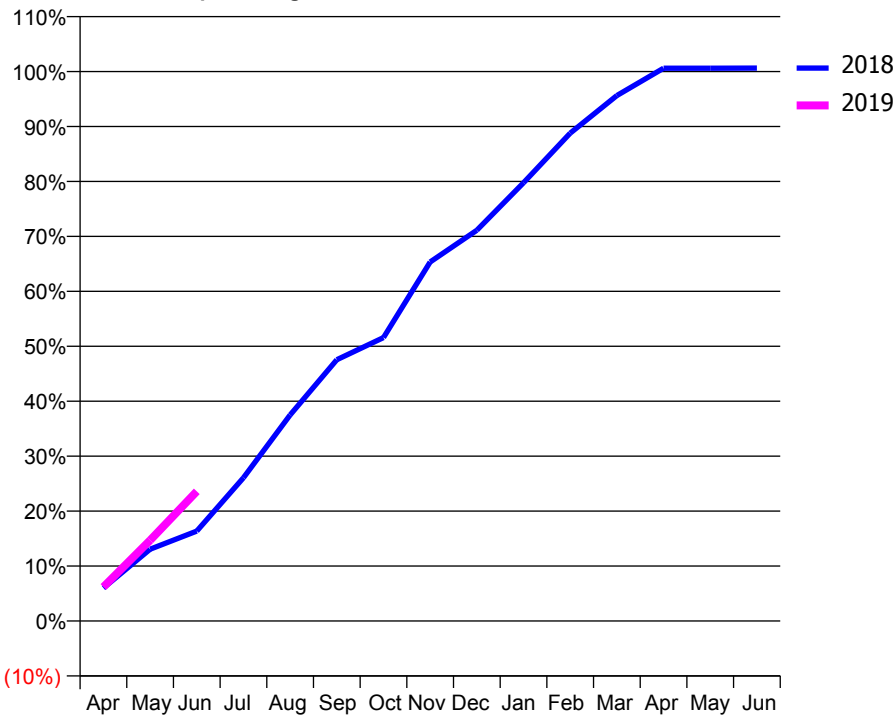
ACCESS*

Patients seen in 24 months	Total	Change since previous quarter
Quarter ending June 2017	2,648	
Quarter ending September 2017	2,669	→
Quarter ending December 2017	2,712	→
Quarter ending March 2018	2,760	→
Quarter ending June 2018	2,755	→
Variance since June 2017	4.0%	↑



ACTIVITY

Cumulative percentage of contracted UDA delivered 2018 & 2019



Month	Adjusted Scheduled Activity (UDA)	
	2018	2019
April	367	379
May	798	898
June	999	1,441
July	1,594	
August	2,291	
September	2,904	
October	3,151	
November	3,991	
December	4,345	
January	4,872	
February	5,423	
March	5,842	
April	6,145	
May	6,145	
June	6,147	

QUALITY

	Quantity	Base Number	Contract	AT	Region	England
% of FP17s for the same patient ID Re-attending within 3 months - Children	18	282	6.4%	9.8%	11.5%	11.5%
% of FP17s for the same patient ID Re-attending within 3 months - Adults	73	531	13.7%	15.4%	16.6%	15.4%
% of FP17s for the same patient ID Re-attending between 3 & 9 months - Children	139	282	49.3%	49.2%	48.8%	58.9%
% of FP17s for the same patient ID Re-attending between 3 & 9 months - Adults	163	531	30.7%	39.1%	39.3%	51.6%
% of FP17s for Band 1 Urgent Courses	62	689	9.0%	10.0%	10.6%	8.9%
% of FP17s Relating to Free Repair or Replacements	1	689	0.1%	0.6%	0.5%	0.8%
% of FP17s Relating to Continuations	1	689	0.1%	0.9%	0.7%	0.9%
% of Patients satisfied with the dentistry they have received	0	0	N/A	91.6%	90.4%	93.2%
% of Patients satisfied with the time they had to wait for an appointment	0	0	N/A	88.0%	85.3%	88.8%

* This is based on patients treated on this contract for their most recent course of treatment. Figures in italics indicate the base number of FP17s or Patient Questionnaire responses are less than 100. N/A is shown where the base number of responses is less than 10 during the period. % is calculated as Quantity/Base number*100

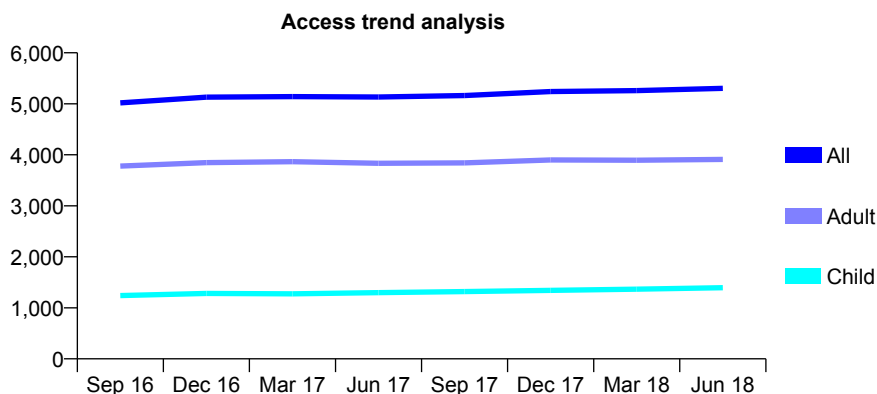
Q63 - Vital Signs At a Glance Contract Report for 272833/0001 - June 2018

Name or company name	MR D GOVINDASAMI
Contract type name	GDS Contract
Purpose of contract	General
Contract start date	01/04/2006
Contract end date	

18/19 Contracted general activity (UDA)	11,557
Carry forward general activity (UDA)	0
18/19 Contracted orthodontic activity (UOA)	0
Carry forward orthodontic activity (UOA)	0
Baseline contract value	£282,822.98

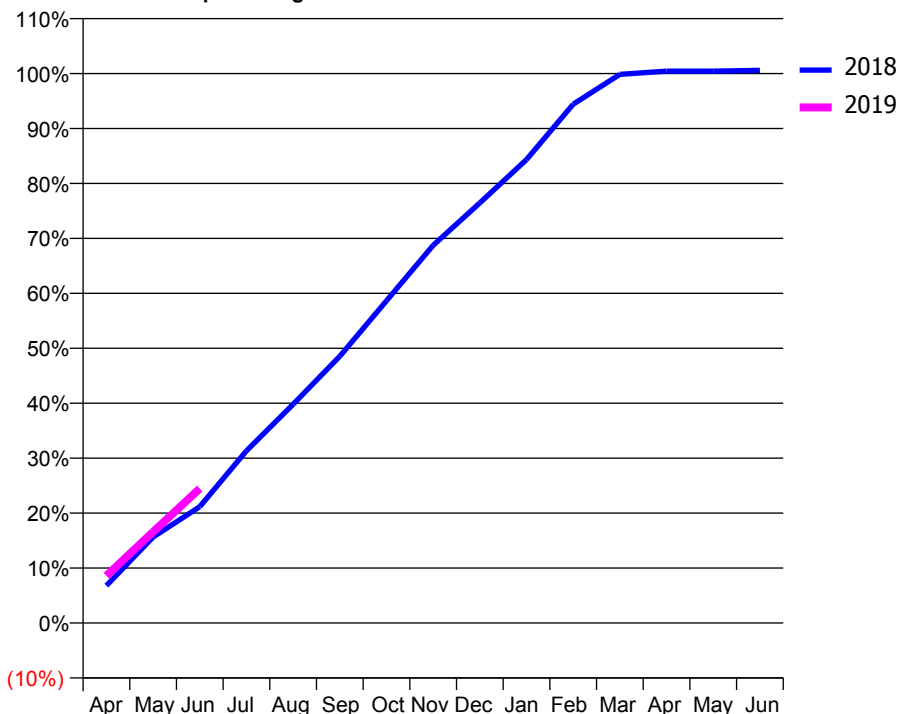
ACCESS*

Patients seen in 24 months	Total	Change since previous quarter
Quarter ending June 2017	5,134	
Quarter ending September 2017	5,161	→
Quarter ending December 2017	5,241	→
Quarter ending March 2018	5,259	→
Quarter ending June 2018	5,303	→
Variance since June 2017	3.3%	↑



ACTIVITY

Cumulative percentage of contracted UDA delivered 2018 & 2019



Adjusted Scheduled Activity (UDA)

Month	2018	2019
April	788	995
May	1,806	1,917
June	2,448	2,828
July	3,621	
August	4,601	
September	5,609	
October	6,777	
November	7,943	
December	8,836	
January	9,747	
February	10,912	
March	11,538	
April	11,607	
May	11,607	
June	11,622	

QUALITY

	Quantity	Base Number	Contract	AT	Region	England
% of FP17s for the same patient ID Re-attending within 3 months - Children	20	523	3.8%	9.8%	11.5%	11.5%
% of FP17s for the same patient ID Re-attending within 3 months - Adults	112	1,290	8.7%	15.4%	16.6%	15.4%
% of FP17s for the same patient ID Re-attending between 3 & 9 months - Children	332	523	63.5%	49.2%	48.8%	58.9%
% of FP17s for the same patient ID Re-attending between 3 & 9 months - Adults	852	1,290	66.0%	39.1%	39.3%	51.6%
% of FP17s for Band 1 Urgent Courses	60	1,548	3.9%	10.0%	10.6%	8.9%
% of FP17s Relating to Free Repair or Replacements	17	1,548	1.1%	0.6%	0.5%	0.8%
% of FP17s Relating to Continuations	20	1,548	1.3%	0.9%	0.7%	0.9%
% of Patients satisfied with the dentistry they have received	3	3	N/A	91.6%	90.4%	93.2%
% of Patients satisfied with the time they had to wait for an appointment	2	3	N/A	88.0%	85.3%	88.8%

* This is based on patients treated on this contract for their most recent course of treatment. Figures in italics indicate the base number of FP17s or Patient Questionnaire responses are less than 100. N/A is shown where the base number of responses is less than 10 during the period. % is calculated as Quantity/Base number*100

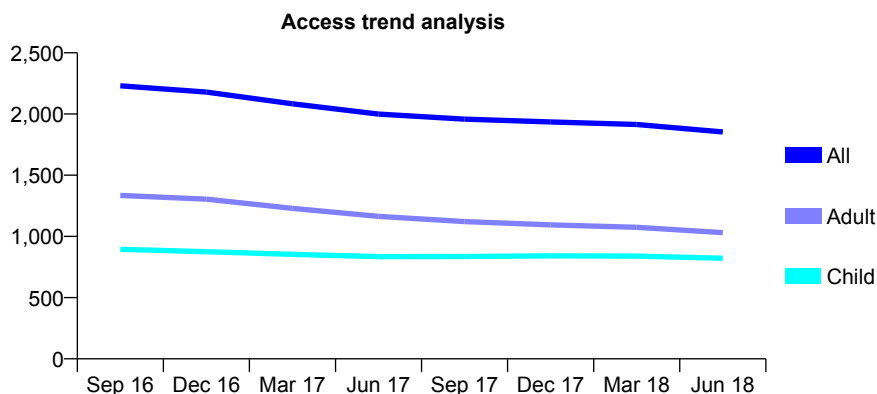
Q63 - Vital Signs At a Glance Contract Report for 273740/0003 - June 2018

Name or company name	MR J PATEL
Contract type name	GDS Contract
Purpose of contract	General and Orthodontic
Contract start date	01/10/2013
Contract end date	

18/19 Contracted general activity (UDA)	4,500
Carry forward general activity (UDA)	0
18/19 Contracted orthodontic activity (UOA)	750
Carry forward orthodontic activity (UOA)	0
Baseline contract value	£152,113.45

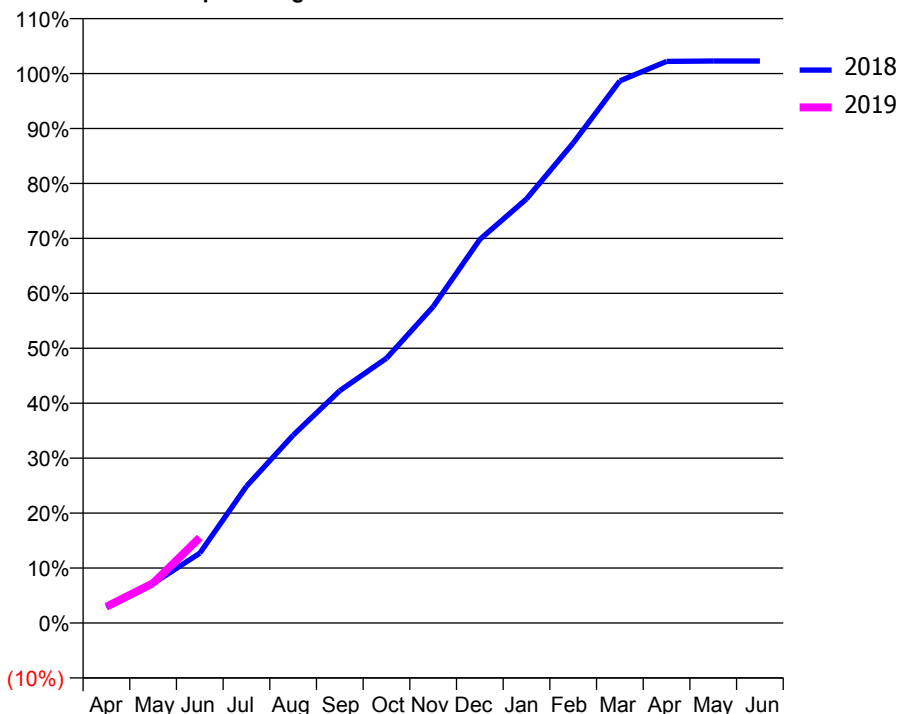
ACCESS*

Patients seen in 24 months	Total	Change since previous quarter
Quarter ending June 2017	1,999	
Quarter ending September 2017	1,958	↓
Quarter ending December 2017	1,935	↓
Quarter ending March 2018	1,914	↓
Quarter ending June 2018	1,853	↓
Variance since June 2017	(7.3%)	↓



ACTIVITY

Cumulative percentage of contracted UDA delivered 2018 & 2019



Adjusted Scheduled Activity (UDA)

Month	2018	2019
April	129	134
May	324	326
June	571	699
July	1,120	
August	1,538	
September	1,903	
October	2,169	
November	2,590	
December	3,141	
January	3,473	
February	3,931	
March	4,439	
April	4,599	
May	4,602	
June	4,602	

QUALITY

	Quantity	Base Number	Contract	AT	Region	England
% of FP17s for the same patient ID Re-attending within 3 months - Children	26	275	9.5%	9.8%	11.5%	11.5%
% of FP17s for the same patient ID Re-attending within 3 months - Adults	40	198	20.2%	15.4%	16.6%	15.4%
% of FP17s for the same patient ID Re-attending between 3 & 9 months - Children	120	275	43.6%	49.2%	48.8%	58.9%
% of FP17s for the same patient ID Re-attending between 3 & 9 months - Adults	69	198	34.8%	39.1%	39.3%	51.6%
% of FP17s for Band 1 Urgent Courses	36	373	9.7%	10.0%	10.6%	8.9%
% of FP17s Relating to Free Repair or Replacements	3	373	0.8%	0.6%	0.5%	0.8%
% of FP17s Relating to Continuations	7	373	1.9%	0.9%	0.7%	0.9%
% of Patients satisfied with the dentistry they have received	1	1	N/A	91.6%	90.4%	93.2%
% of Patients satisfied with the time they had to wait for an appointment	1	1	N/A	88.0%	85.3%	88.8%

* This is based on patients treated on this contract for their most recent course of treatment. Figures in italics indicate the base number of FP17s or Patient Questionnaire responses are less than 100. N/A is shown where the base number of responses is less than 10 during the period. % is calculated as Quantity/Base number*100

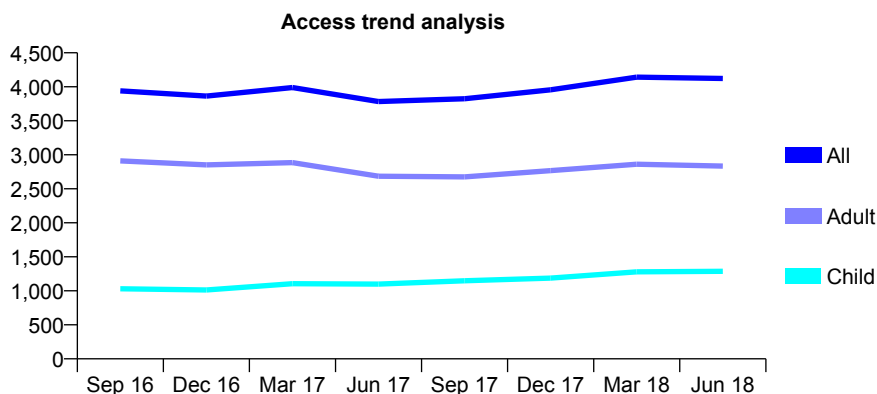
Q63 - Vital Signs At a Glance Contract Report for 274526/0001 - June 2018

Name or company name	O'Connors Partnership
Contract type name	GDS Contract
Purpose of contract	General
Contract start date	01/04/2006
Contract end date	

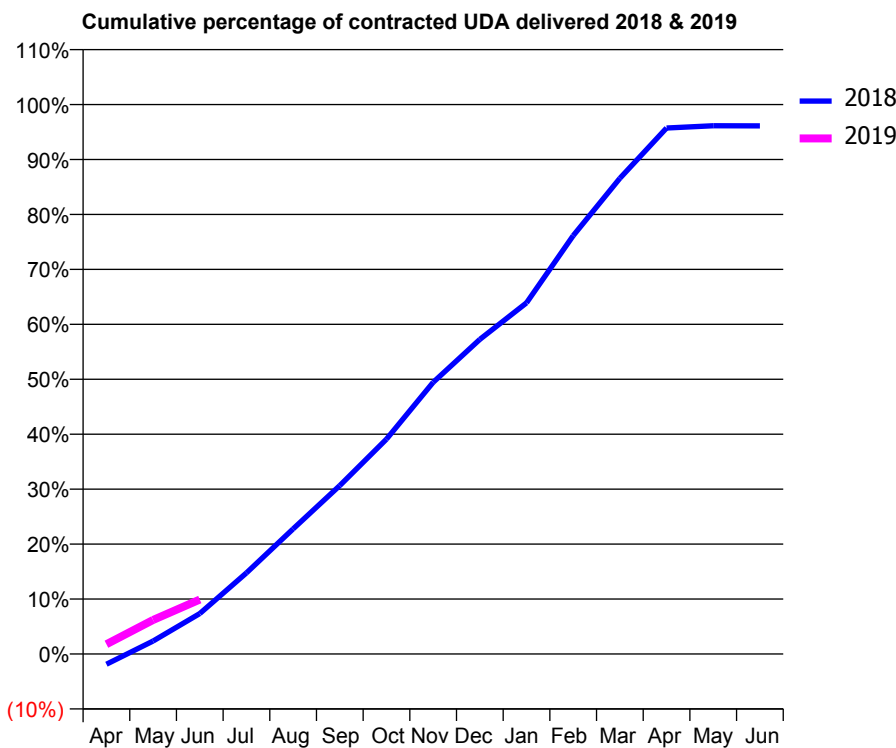
18/19 Contracted general activity (UDA)	13,409
Carry forward general activity (UDA)	0
18/19 Contracted orthodontic activity (UOA)	0
Carry forward orthodontic activity (UOA)	0
Baseline contract value	£426,091.94

ACCESS*

Patients seen in 24 months	Total	Change since previous quarter
Quarter ending June 2017	3,784	
Quarter ending September 2017	3,824	→
Quarter ending December 2017	3,956	↑
Quarter ending March 2018	4,142	↑
Quarter ending June 2018	4,122	→
Variance since June 2017	8.9%	↑



ACTIVITY



Month	Adjusted Scheduled Activity (UDA)	
	2018	2019
April	-253	239
May	317	831
June	988	1,331
July	1,980	
August	3,055	
September	4,111	
October	5,243	
November	6,631	
December	7,678	
January	8,570	
February	10,210	
March	11,610	
April	12,834	
May	12,890	
June	12,887	

QUALITY

	Quantity	Base Number	Contract	AT	Region	England
% of FP17s for the same patient ID Re-attending within 3 months - Children	21	274	7.7%	9.8%	11.5%	11.5%
% of FP17s for the same patient ID Re-attending within 3 months - Adults	95	628	15.1%	15.4%	16.6%	15.4%
% of FP17s for the same patient ID Re-attending between 3 & 9 months - Children	137	274	50.0%	49.2%	48.8%	58.9%
% of FP17s for the same patient ID Re-attending between 3 & 9 months - Adults	247	628	39.3%	39.1%	39.3%	51.6%
% of FP17s for Band 1 Urgent Courses	126	631	20.0%	10.0%	10.6%	8.9%
% of FP17s Relating to Free Repair or Replacements	4	631	0.6%	0.6%	0.5%	0.8%
% of FP17s Relating to Continuations	2	631	0.3%	0.9%	0.7%	0.9%
% of Patients satisfied with the dentistry they have received	1	1	N/A	91.6%	90.4%	93.2%
% of Patients satisfied with the time they had to wait for an appointment	1	1	N/A	88.0%	85.3%	88.8%

* This is based on patients treated on this contract for their most recent course of treatment. Figures in italics indicate the base number of FP17s or Patient Questionnaire responses are less than 100. N/A is shown where the base number of responses is less than 10 during the period. % is calculated as Quantity/Base number*100

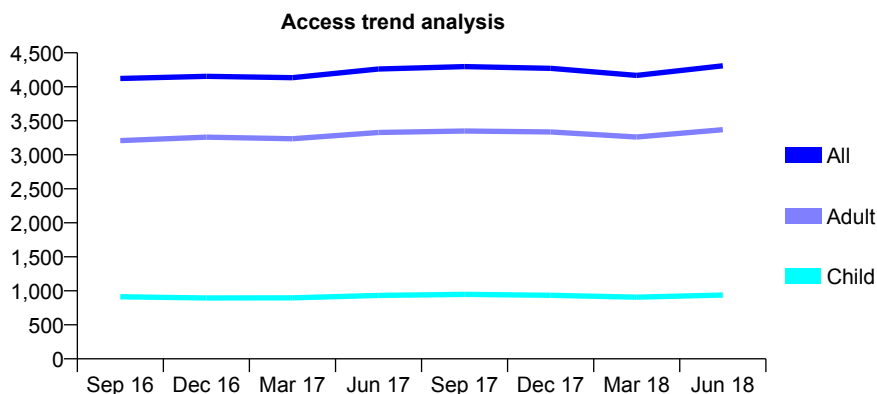
Q63 - Vital Signs At a Glance Contract Report for 276928/0001 - June 2018

Name or company name	MS T SINGH
Contract type name	GDS Contract
Purpose of contract	General
Contract start date	01/09/2013
Contract end date	

18/19 Contracted general activity (UDA)	17,743
Carry forward general activity (UDA)	0
18/19 Contracted orthodontic activity (UOA)	0
Carry forward orthodontic activity (UOA)	0
Baseline contract value	£497,507.64

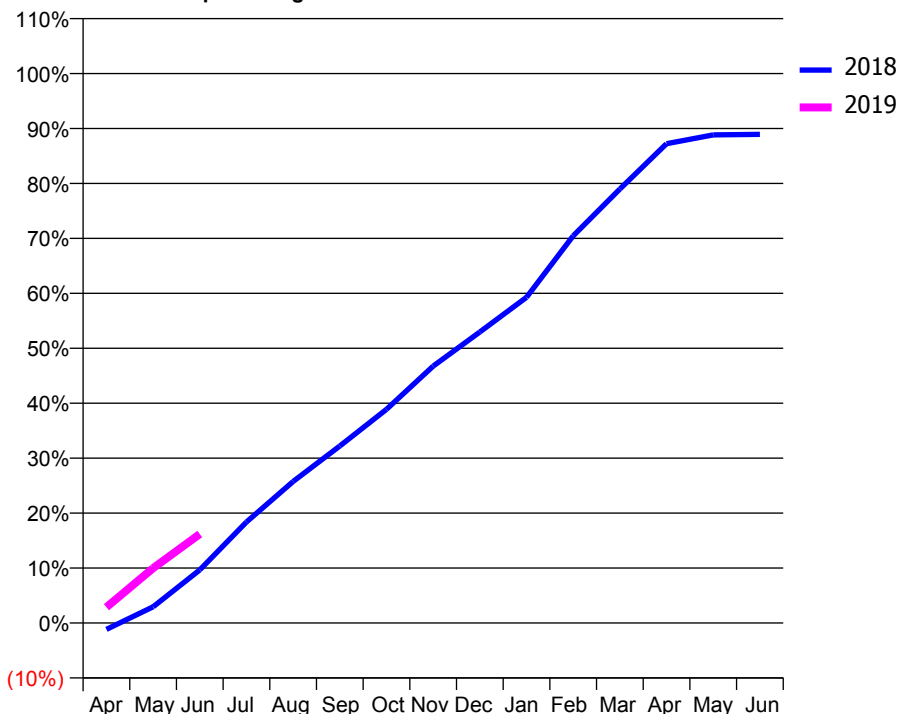
ACCESS*

Patients seen in 24 months	Total	Change since previous quarter
Quarter ending June 2017	4,261	
Quarter ending September 2017	4,298	→
Quarter ending December 2017	4,272	→
Quarter ending March 2018	4,167	↓
Quarter ending June 2018	4,309	↑
Variance since June 2017	1.1%	→



ACTIVITY

Cumulative percentage of contracted UDA delivered 2018 & 2019



Month	Adjusted Scheduled Activity (UDA)	
	2018	2019
April	-209	512
May	524	1,771
June	1,715	2,874
July	3,260	
August	4,571	
September	5,716	
October	6,902	
November	8,294	
December	9,396	
January	10,518	
February	12,503	
March	14,014	
April	15,476	
May	15,760	
June	15,776	

QUALITY

	Quantity	Base Number	Contract	AT	Region	England
% of FP17s for the same patient ID Re-attending within 3 months - Children	22	267	8.2%	9.8%	11.5%	11.5%
% of FP17s for the same patient ID Re-attending within 3 months - Adults	192	969	19.8%	15.4%	16.6%	15.4%
% of FP17s for the same patient ID Re-attending between 3 & 9 months - Children	115	267	43.1%	49.2%	48.8%	58.9%
% of FP17s for the same patient ID Re-attending between 3 & 9 months - Adults	348	969	35.9%	39.1%	39.3%	51.6%
% of FP17s for Band 1 Urgent Courses	130	898	14.5%	10.0%	10.6%	8.9%
% of FP17s Relating to Free Repair or Replacements	14	898	1.6%	0.6%	0.5%	0.8%
% of FP17s Relating to Continuations	17	898	1.9%	0.9%	0.7%	0.9%
% of Patients satisfied with the dentistry they have received	3	3	N/A	91.6%	90.4%	93.2%
% of Patients satisfied with the time they had to wait for an appointment	3	3	N/A	88.0%	85.3%	88.8%

* This is based on patients treated on this contract for their most recent course of treatment. Figures in italics indicate the base number of FP17s or Patient Questionnaire responses are less than 100. N/A is shown where the base number of responses is less than 10 during the period. % is calculated as Quantity/Base number*100

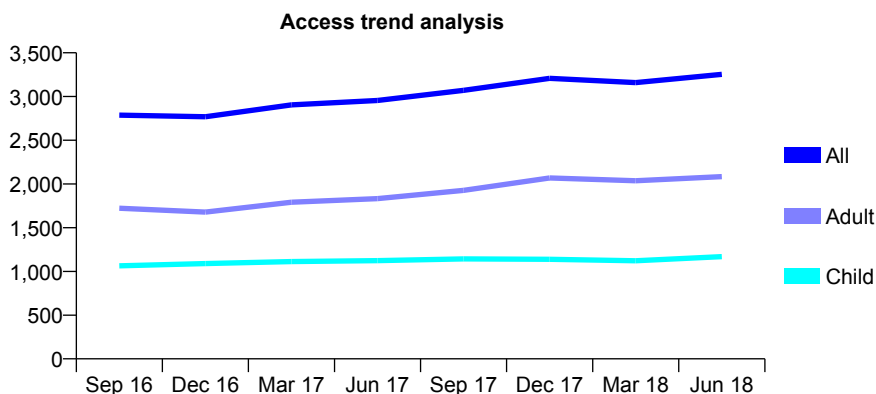
Q63 - Vital Signs At a Glance Contract Report for 280038/0001 - June 2018

Name or company name	MR M MOHSEN
Contract type name	GDS Contract
Purpose of contract	General
Contract start date	12/07/2008
Contract end date	

18/19 Contracted general activity (UDA)	7,200
Carry forward general activity (UDA)	0
18/19 Contracted orthodontic activity (UOA)	0
Carry forward orthodontic activity (UOA)	0
Baseline contract value	£222,462.45

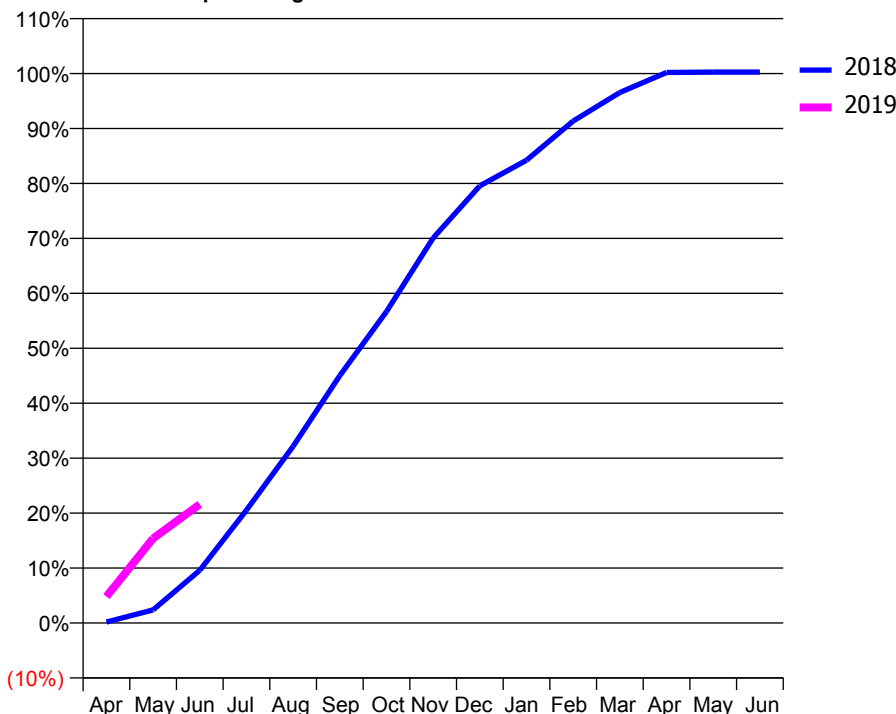
ACCESS*

Patients seen in 24 months	Total	Change since previous quarter
Quarter ending June 2017	2,955	
Quarter ending September 2017	3,070	↑
Quarter ending December 2017	3,208	↑
Quarter ending March 2018	3,159	↓
Quarter ending June 2018	3,253	↑
Variance since June 2017	10.1%	↑



ACTIVITY

Cumulative percentage of contracted UDA delivered 2018 & 2019



Month	Adjusted Scheduled Activity (UDA)	
	2018	2019
April	13	347
May	172	1,109
June	690	1,555
July	1,480	
August	2,317	
September	3,241	
October	4,080	
November	5,045	
December	5,727	
January	6,063	
February	6,577	
March	6,952	
April	7,213	
May	7,219	
June	7,219	

QUALITY

	Quantity	Base Number	Contract	AT	Region	England
% of FP17s for the same patient ID Re-attending within 3 months - Children	20	358	5.6%	9.8%	11.5%	11.5%
% of FP17s for the same patient ID Re-attending within 3 months - Adults	44	477	9.2%	15.4%	16.6%	15.4%
% of FP17s for the same patient ID Re-attending between 3 & 9 months - Children	145	358	40.5%	49.2%	48.8%	58.9%
% of FP17s for the same patient ID Re-attending between 3 & 9 months - Adults	144	477	30.2%	39.1%	39.3%	51.6%
% of FP17s for Band 1 Urgent Courses	31	707	4.4%	10.0%	10.6%	8.9%
% of FP17s Relating to Free Repair or Replacements	1	707	0.1%	0.6%	0.5%	0.8%
% of FP17s Relating to Continuations	0	707	0.0%	0.9%	0.7%	0.9%
% of Patients satisfied with the dentistry they have received	1	1	N/A	91.6%	90.4%	93.2%
% of Patients satisfied with the time they had to wait for an appointment	0	1	N/A	88.0%	85.3%	88.8%

* This is based on patients treated on this contract for their most recent course of treatment. Figures in italics indicate the base number of FP17s or Patient Questionnaire responses are less than 100. N/A is shown where the base number of responses is less than 10 during the period. % is calculated as Quantity/Base number*100

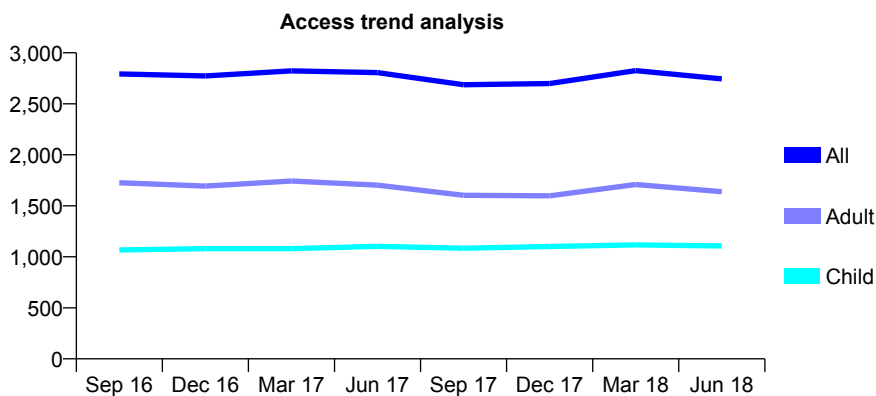
Q63 - Vital Signs At a Glance Contract Report for 283460/0002 - June 2018

Name or company name	MR S KAMYAB
Contract type name	GDS Contract
Purpose of contract	General
Contract start date	01/11/2008
Contract end date	

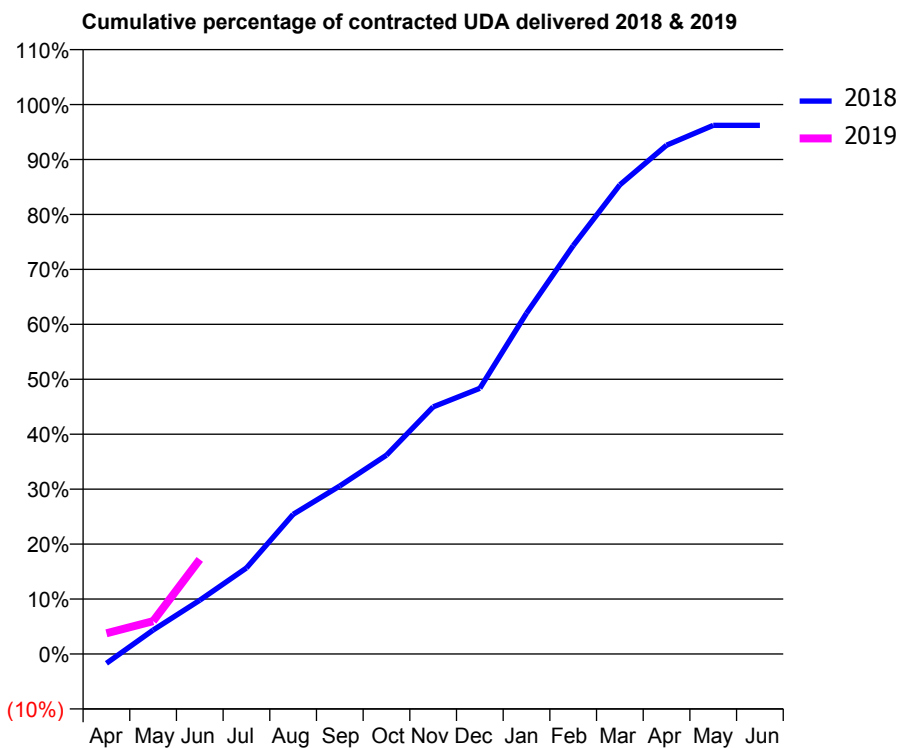
18/19 Contracted general activity (UDA)	11,565
Carry forward general activity (UDA)	0
18/19 Contracted orthodontic activity (UOA)	0
Carry forward orthodontic activity (UOA)	0
Baseline contract value	£342,660.93

ACCESS*

Patients seen in 24 months	Total	Change since previous quarter
Quarter ending June 2017	2,806	
Quarter ending September 2017	2,687	↓
Quarter ending December 2017	2,699	→
Quarter ending March 2018	2,826	↑
Quarter ending June 2018	2,745	↓
Variance since June 2017	(2.2%)	↓



ACTIVITY



Month	Adjusted Scheduled Activity (UDA)	
	2018	2019
April	-197	436
May	504	691
June	1,132	1,992
July	1,812	
August	2,940	
September	3,536	
October	4,186	
November	5,201	
December	5,592	
January	7,172	
February	8,595	
March	9,875	
April	10,708	
May	11,126	
June	11,126	

QUALITY

	Quantity	Base Number	Contract	AT	Region	England
% of FP17s for the same patient ID Re-attending within 3 months - Children	25	301	8.3%	9.8%	11.5%	11.5%
% of FP17s for the same patient ID Re-attending within 3 months - Adults	74	382	19.4%	15.4%	16.6%	15.4%
% of FP17s for the same patient ID Re-attending between 3 & 9 months - Children	100	301	33.2%	49.2%	48.8%	58.9%
% of FP17s for the same patient ID Re-attending between 3 & 9 months - Adults	91	382	23.8%	39.1%	39.3%	51.6%
% of FP17s for Band 1 Urgent Courses	43	464	9.3%	10.0%	10.6%	8.9%
% of FP17s Relating to Free Repair or Replacements	0	464	0.0%	0.6%	0.5%	0.8%
% of FP17s Relating to Continuations	1	464	0.2%	0.9%	0.7%	0.9%
% of Patients satisfied with the dentistry they have received	1	1	N/A	91.6%	90.4%	93.2%
% of Patients satisfied with the time they had to wait for an appointment	1	1	N/A	88.0%	85.3%	88.8%

* This is based on patients treated on this contract for their most recent course of treatment. Figures in italics indicate the base number of FP17s or Patient Questionnaire responses are less than 100. N/A is shown where the base number of responses is less than 10 during the period. % is calculated as Quantity/Base number*100

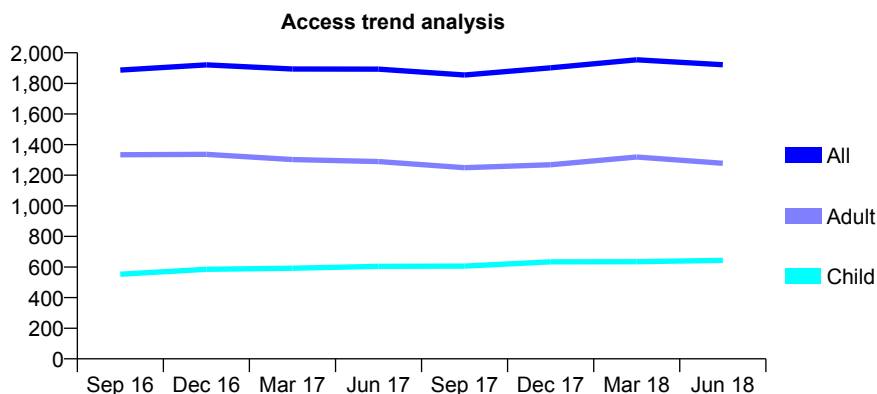
Q63 - Vital Signs At a Glance Contract Report for 283460/0004 - June 2018

Name or company name	MR S KAMYAB
Contract type name	GDS Contract
Purpose of contract	General
Contract start date	01/04/2011
Contract end date	

18/19 Contracted general activity (UDA)	6,095
Carry forward general activity (UDA)	0
18/19 Contracted orthodontic activity (UOA)	0
Carry forward orthodontic activity (UOA)	0
Baseline contract value	£216,826.21

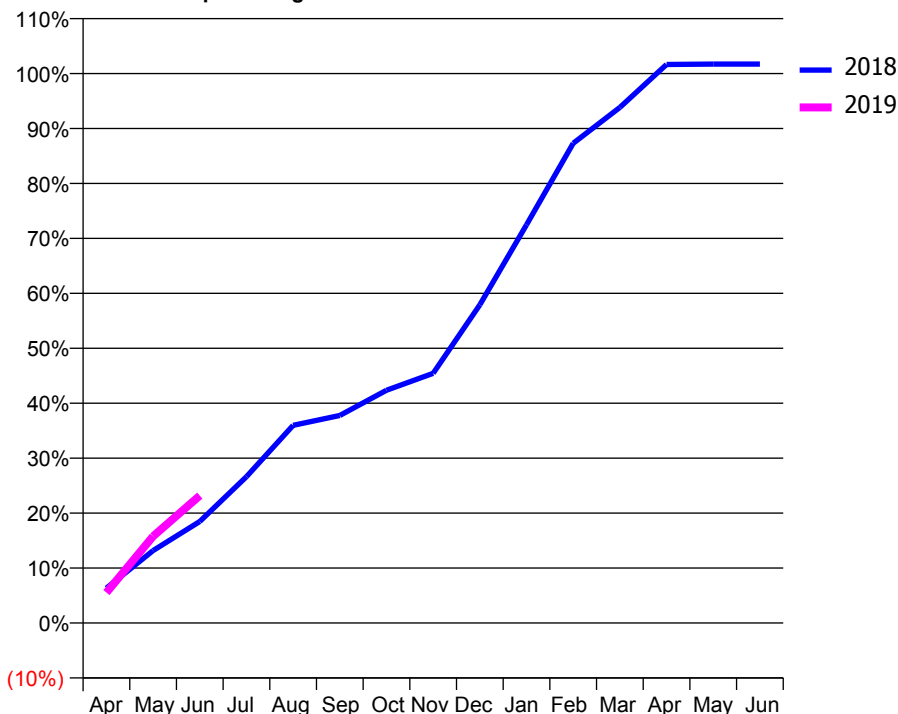
ACCESS*

Patients seen in 24 months	Total	Change since previous quarter
Quarter ending June 2017	1,893	
Quarter ending September 2017	1,855	↓
Quarter ending December 2017	1,902	↑
Quarter ending March 2018	1,954	↑
Quarter ending June 2018	1,922	↓
Variance since June 2017	1.5%	→



ACTIVITY

Cumulative percentage of contracted UDA delivered 2018 & 2019



Adjusted Scheduled Activity (UDA)

Month	2018	2019
April	386	338
May	805	961
June	1,126	1,413
July	1,624	
August	2,192	
September	2,302	
October	2,582	
November	2,769	
December	3,530	
January	4,417	
February	5,321	
March	5,719	
April	6,195	
May	6,199	
June	6,199	

QUALITY

	Quantity	Base Number	Contract	AT	Region	England
% of FP17s for the same patient ID Re-attending within 3 months - Children	24	259	9.3%	9.8%	11.5%	11.5%
% of FP17s for the same patient ID Re-attending within 3 months - Adults	57	298	19.1%	15.4%	16.6%	15.4%
% of FP17s for the same patient ID Re-attending between 3 & 9 months - Children	125	259	48.3%	49.2%	48.8%	58.9%
% of FP17s for the same patient ID Re-attending between 3 & 9 months - Adults	82	298	27.5%	39.1%	39.3%	51.6%
% of FP17s for Band 1 Urgent Courses	55	414	13.3%	10.0%	10.6%	8.9%
% of FP17s Relating to Free Repair or Replacements	0	414	0.0%	0.6%	0.5%	0.8%
% of FP17s Relating to Continuations	1	414	0.2%	0.9%	0.7%	0.9%
% of Patients satisfied with the dentistry they have received	2	2	N/A	91.6%	90.4%	93.2%
% of Patients satisfied with the time they had to wait for an appointment	2	2	N/A	88.0%	85.3%	88.8%

* This is based on patients treated on this contract for their most recent course of treatment. Figures in italics indicate the base number of FP17s or Patient Questionnaire responses are less than 100. N/A is shown where the base number of responses is less than 10 during the period. % is calculated as Quantity/Base number*100

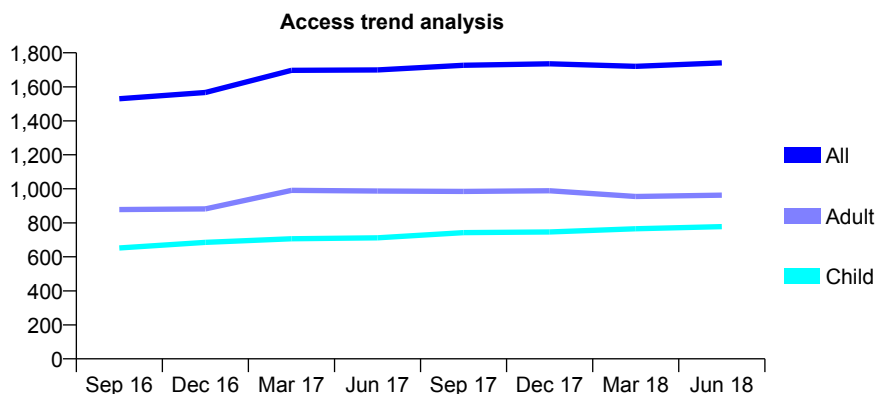
Q63 - Vital Signs At a Glance Contract Report for 283460/0005 - June 2018

Name or company name	MR S KAMYAB
Contract type name	GDS Contract
Purpose of contract	General
Contract start date	01/04/2012
Contract end date	

18/19 Contracted general activity (UDA)	5,416
Carry forward general activity (UDA)	0
18/19 Contracted orthodontic activity (UOA)	0
Carry forward orthodontic activity (UOA)	0
Baseline contract value	£125,263.25

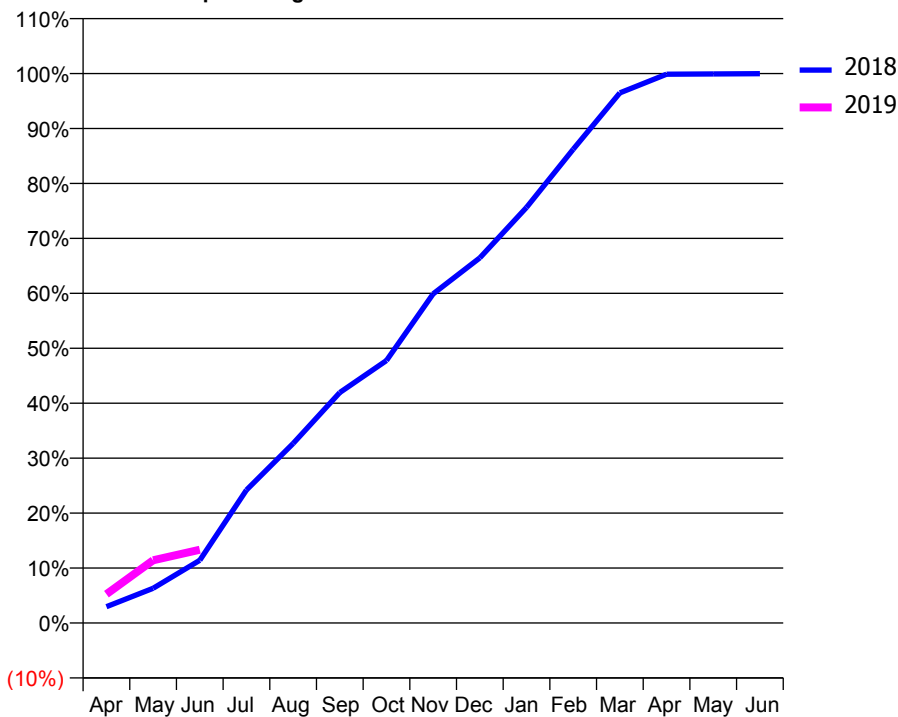
ACCESS*

Patients seen in 24 months	Total	Change since previous quarter
Quarter ending June 2017	1,699	
Quarter ending September 2017	1,727	→
Quarter ending December 2017	1,735	→
Quarter ending March 2018	1,720	→
Quarter ending June 2018	1,741	→
Variance since June 2017	2.5%	↑



ACTIVITY

Cumulative percentage of contracted UDA delivered 2018 & 2019



Adjusted Scheduled Activity (UDA)

Month	2018	2019
April	162	285
May	342	619
June	619	723
July	1,311	-
August	1,770	-
September	2,271	-
October	2,588	-
November	3,244	-
December	3,599	-
January	4,096	-
February	4,669	-
March	5,226	-
April	5,409	-
May	5,411	-
June	5,414	-

QUALITY

	Quantity	Base Number	Contract	AT	Region	England
% of FP17s for the same patient ID Re-attending within 3 months - Children	13	164	7.9%	9.8%	11.5%	11.5%
% of FP17s for the same patient ID Re-attending within 3 months - Adults	20	111	18.0%	15.4%	16.6%	15.4%
% of FP17s for the same patient ID Re-attending between 3 & 9 months - Children	75	164	45.7%	49.2%	48.8%	58.9%
% of FP17s for the same patient ID Re-attending between 3 & 9 months - Adults	33	111	29.7%	39.1%	39.3%	51.6%
% of FP17s for Band 1 Urgent Courses	23	215	10.7%	10.0%	10.6%	8.9%
% of FP17s Relating to Free Repair or Replacements	0	215	0.0%	0.6%	0.5%	0.8%
% of FP17s Relating to Continuations	0	215	0.0%	0.9%	0.7%	0.9%
% of Patients satisfied with the dentistry they have received	0	1	N/A	91.6%	90.4%	93.2%
% of Patients satisfied with the time they had to wait for an appointment	0	1	N/A	88.0%	85.3%	88.8%

* This is based on patients treated on this contract for their most recent course of treatment. Figures in italics indicate the base number of FP17s or Patient Questionnaire responses are less than 100. N/A is shown where the base number of responses is less than 10 during the period. % is calculated as Quantity/Base number*100

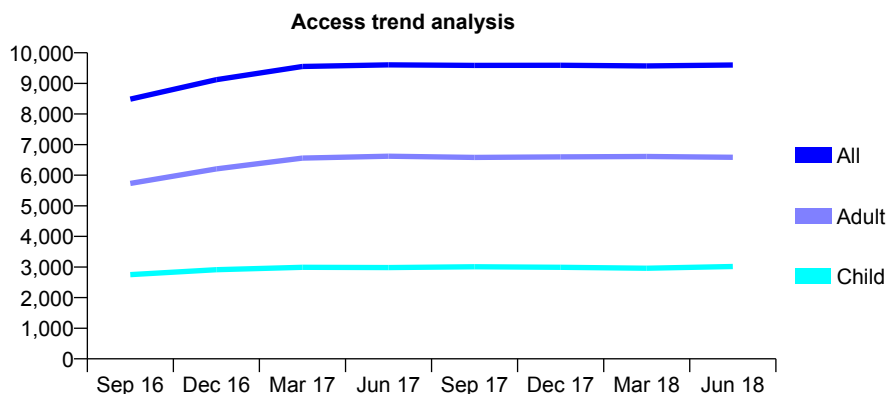
Q63 - Vital Signs At a Glance Contract Report for 287881/0001 - June 2018

Name or company name	MR AR PATEL
Contract type name	GDS Contract
Purpose of contract	General
Contract start date	01/05/2015
Contract end date	

18/19 Contracted general activity (UDA)	26,220
Carry forward general activity (UDA)	0
18/19 Contracted orthodontic activity (UOA)	0
Carry forward orthodontic activity (UOA)	0
Baseline contract value	£876,148.47

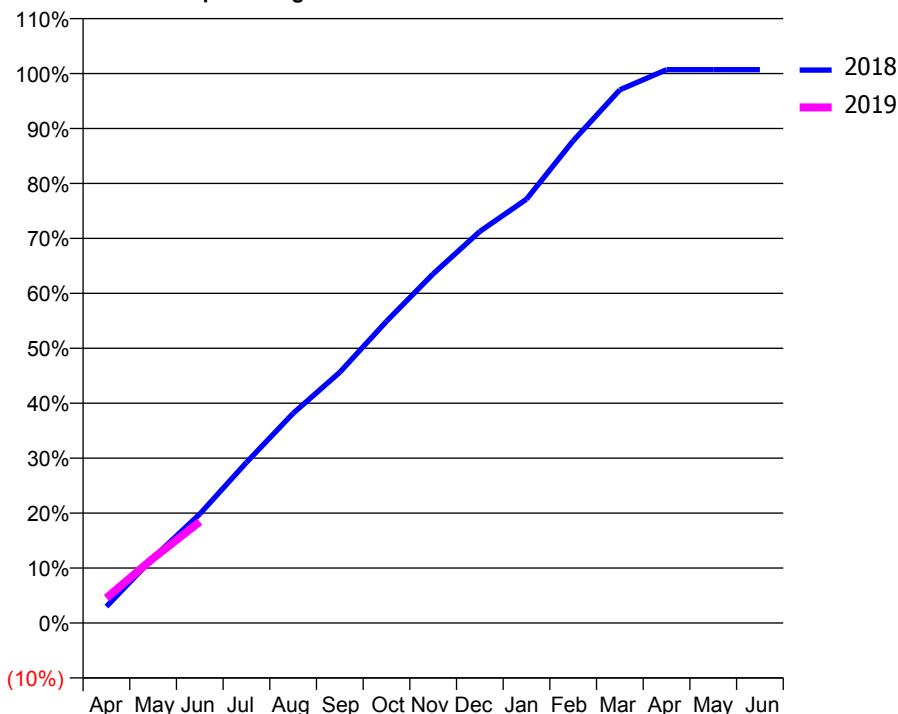
ACCESS*

Patients seen in 24 months	Total	Change since previous quarter
Quarter ending June 2017	9,604	
Quarter ending September 2017	9,590	→
Quarter ending December 2017	9,591	→
Quarter ending March 2018	9,572	→
Quarter ending June 2018	9,600	→
Variance since June 2017	(0.0%)	→



ACTIVITY

Cumulative percentage of contracted UDA delivered 2018 & 2019



Month	Adjusted Scheduled Activity (UDA)	
	2018	2019
April	785	1,196
May	3,109	3,091
June	5,201	4,833
July	7,663	
August	10,007	
September	11,967	
October	14,394	
November	16,664	
December	18,687	
January	20,223	
February	23,014	
March	25,443	
April	26,403	
May	26,404	
June	26,403	

QUALITY

	Quantity	Base Number	Contract	AT	Region	England
% of FP17s for the same patient ID Re-attending within 3 months - Children	46	868	5.3%	9.8%	11.5%	11.5%
% of FP17s for the same patient ID Re-attending within 3 months - Adults	135	1,544	8.7%	15.4%	16.6%	15.4%
% of FP17s for the same patient ID Re-attending between 3 & 9 months - Children	449	868	51.7%	49.2%	48.8%	58.9%
% of FP17s for the same patient ID Re-attending between 3 & 9 months - Adults	664	1,544	43.0%	39.1%	39.3%	51.6%
% of FP17s for Band 1 Urgent Courses	137	2,082	6.6%	10.0%	10.6%	8.9%
% of FP17s Relating to Free Repair or Replacements	20	2,082	1.0%	0.6%	0.5%	0.8%
% of FP17s Relating to Continuations	3	2,082	0.1%	0.9%	0.7%	0.9%
% of Patients satisfied with the dentistry they have received	6	6	N/A	91.6%	90.4%	93.2%
% of Patients satisfied with the time they had to wait for an appointment	6	6	N/A	88.0%	85.3%	88.8%

* This is based on patients treated on this contract for their most recent course of treatment. Figures in italics indicate the base number of FP17s or Patient Questionnaire responses are less than 100. N/A is shown where the base number of responses is less than 10 during the period. % is calculated as Quantity/Base number*100

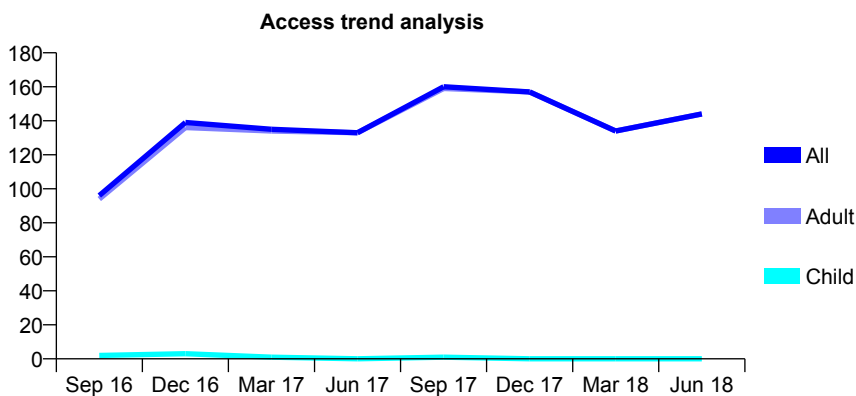
Q63 - Vital Signs At a Glance Contract Report for 294551/0001 - June 2018

Name or company name	MRS T JAYARAM
Contract type name	PDS Contract
Purpose of contract	General
Contract start date	20/04/2009
Contract end date	31/03/2019

18/19 Contracted general activity (UDA)	500
Carry forward general activity (UDA)	0
18/19 Contracted orthodontic activity (UOA)	0
Carry forward orthodontic activity (UOA)	0
Baseline contract value	£69,908.45

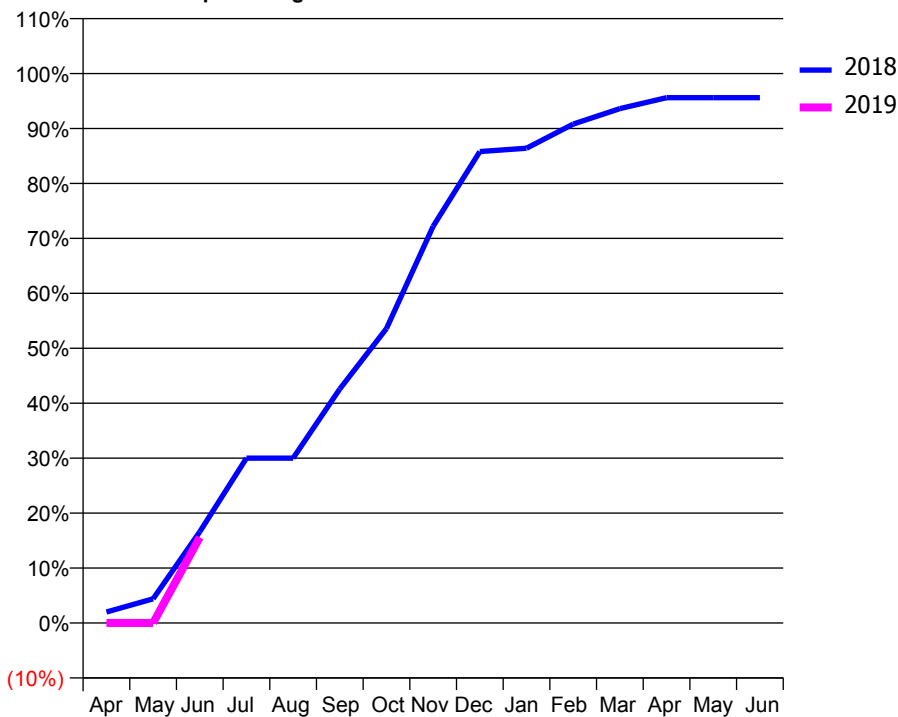
ACCESS*

Patients seen in 24 months	Total	Change since previous quarter
Quarter ending June 2017	133	
Quarter ending September 2017	160	↑
Quarter ending December 2017	157	↓
Quarter ending March 2018	134	↓
Quarter ending June 2018	144	↑
Variance since June 2017	8.3%	↑



ACTIVITY

Cumulative percentage of contracted UDA delivered 2018 & 2019



Month	Adjusted Scheduled Activity (UDA)	
	2018	2019
April	10	0
May	22	0
June	83	78
July	150	
August	150	
September	213	
October	268	
November	361	
December	429	
January	432	
February	454	
March	468	
April	478	
May	478	
June	478	

QUALITY

	Quantity	Base Number	Contract	AT	Region	England
% of FP17s for the same patient ID Re-attending within 3 months - Children	0	0	N/A	9.8%	11.5%	11.5%
% of FP17s for the same patient ID Re-attending within 3 months - Adults	0	37	0.0%	15.4%	16.6%	15.4%
% of FP17s for the same patient ID Re-attending between 3 & 9 months - Children	0	0	N/A	49.2%	48.8%	58.9%
% of FP17s for the same patient ID Re-attending between 3 & 9 months - Adults	0	37	0.0%	39.1%	39.3%	51.6%
% of FP17s for Band 1 Urgent Courses	0	32	0.0%	10.0%	10.6%	8.9%
% of FP17s Relating to Free Repair or Replacements	0	32	0.0%	0.6%	0.5%	0.8%
% of FP17s Relating to Continuations	0	32	0.0%	0.9%	0.7%	0.9%
% of Patients satisfied with the dentistry they have received	0	0	N/A	91.6%	90.4%	93.2%
% of Patients satisfied with the time they had to wait for an appointment	0	0	N/A	88.0%	85.3%	88.8%

* This is based on patients treated on this contract for their most recent course of treatment. Figures in italics indicate the base number of FP17s or Patient Questionnaire responses are less than 100. N/A is shown where the base number of responses is less than 10 during the period. % is calculated as Quantity/Base number*100

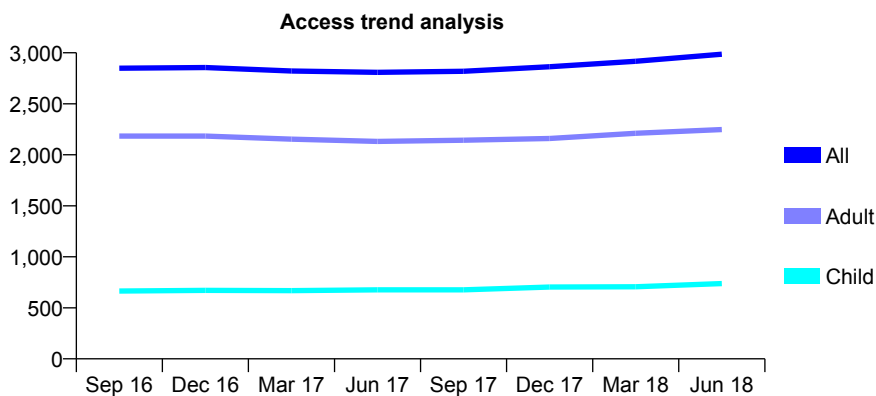
Q63 - Vital Signs At a Glance Contract Report for 299758/0001 - June 2018

Name or company name	MR AJ MEHTA
Contract type name	GDS Contract
Purpose of contract	General
Contract start date	01/10/2010
Contract end date	

18/19 Contracted general activity (UDA)	9,243
Carry forward general activity (UDA)	0
18/19 Contracted orthodontic activity (UOA)	0
Carry forward orthodontic activity (UOA)	0
Baseline contract value	£297,688.25

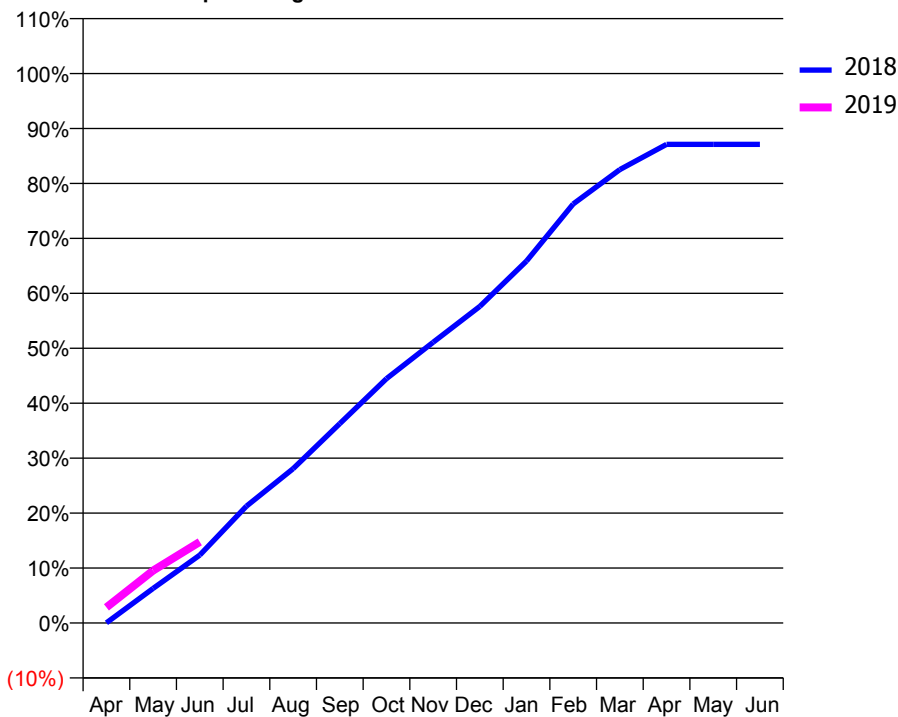
ACCESS*

Patients seen in 24 months	Total	Change since previous quarter
Quarter ending June 2017	2,809	
Quarter ending September 2017	2,819	→
Quarter ending December 2017	2,864	→
Quarter ending March 2018	2,917	→
Quarter ending June 2018	2,986	↑
Variance since June 2017	6.3%	↑



ACTIVITY

Cumulative percentage of contracted UDA delivered 2018 & 2019



Month	Adjusted Scheduled Activity (UDA)	
	2018	2019
April	3	263
May	581	884
June	1,142	1,364
July	1,966	
August	2,597	
September	3,355	
October	4,111	
November	4,722	
December	5,327	
January	6,089	
February	7,048	
March	7,628	
April	8,051	
May	8,051	
June	8,051	

QUALITY

	Quantity	Base Number	Contract	AT	Region	England
% of FP17s for the same patient ID Re-attending within 3 months - Children	23	236	9.7%	9.8%	11.5%	11.5%
% of FP17s for the same patient ID Re-attending within 3 months - Adults	129	698	18.5%	15.4%	16.6%	15.4%
% of FP17s for the same patient ID Re-attending between 3 & 9 months - Children	105	236	44.5%	49.2%	48.8%	58.9%
% of FP17s for the same patient ID Re-attending between 3 & 9 months - Adults	275	698	39.4%	39.1%	39.3%	51.6%
% of FP17s for Band 1 Urgent Courses	90	661	13.6%	10.0%	10.6%	8.9%
% of FP17s Relating to Free Repair or Replacements	3	661	0.5%	0.6%	0.5%	0.8%
% of FP17s Relating to Continuations	3	661	0.5%	0.9%	0.7%	0.9%
% of Patients satisfied with the dentistry they have received	1	1	N/A	91.6%	90.4%	93.2%
% of Patients satisfied with the time they had to wait for an appointment	1	1	N/A	88.0%	85.3%	88.8%

* This is based on patients treated on this contract for their most recent course of treatment. Figures in italics indicate the base number of FP17s or Patient Questionnaire responses are less than 100. N/A is shown where the base number of responses is less than 10 during the period. % is calculated as Quantity/Base number*100

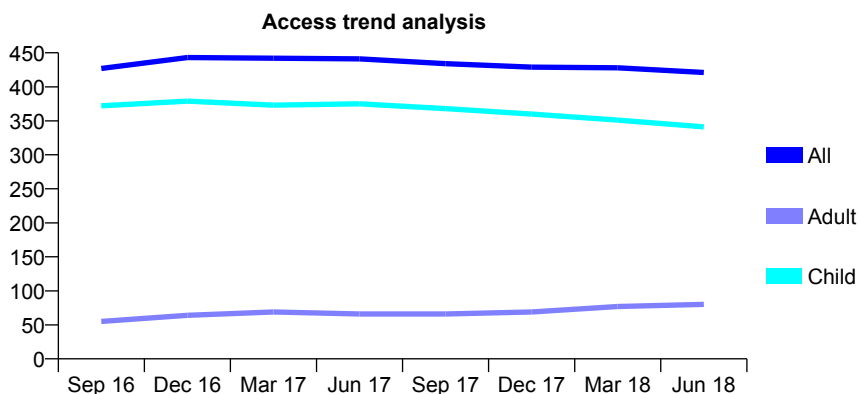
Q63 - Vital Signs At a Glance Contract Report for 303631/0001 - June 2018

Name or company name	MRS BS OWEN
Contract type name	GDS Contract
Purpose of contract	General
Contract start date	01/02/2015
Contract end date	

18/19 Contracted general activity (UDA)	1,200
Carry forward general activity (UDA)	0
18/19 Contracted orthodontic activity (UOA)	0
Carry forward orthodontic activity (UOA)	0
Baseline contract value	£31,346.29

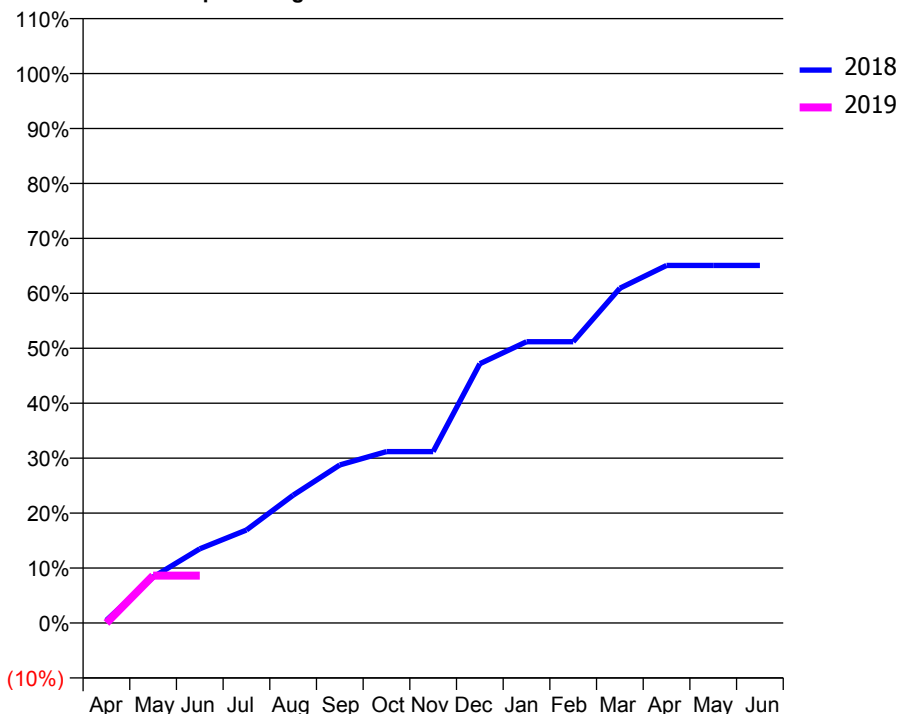
ACCESS*

Patients seen in 24 months	Total	Change since previous quarter
Quarter ending June 2017	441	
Quarter ending September 2017	434	↓
Quarter ending December 2017	429	↓
Quarter ending March 2018	428	→
Quarter ending June 2018	421	↓
Variance since June 2017	(4.5%)	↓



ACTIVITY

Cumulative percentage of contracted UDA delivered 2018 & 2019



Adjusted Scheduled Activity (UDA)

Month	2018	2019
April	6	0
May	100	104
June	162	104
July	203	
August	279	
September	345	
October	374	
November	374	
December	566	
January	614	
February	614	
March	731	
April	781	
May	781	
June	781	

QUALITY

	Quantity	Base Number	Contract	AT	Region	England
% of FP17s for the same patient ID Re-attending within 3 months - Children	3	83	3.6%	9.8%	11.5%	11.5%
% of FP17s for the same patient ID Re-attending within 3 months - Adults	0	8	0.0%	15.4%	16.6%	15.4%
% of FP17s for the same patient ID Re-attending between 3 & 9 months - Children	37	83	44.6%	49.2%	48.8%	58.9%
% of FP17s for the same patient ID Re-attending between 3 & 9 months - Adults	4	8	50.0%	39.1%	39.3%	51.6%
% of FP17s for Band 1 Urgent Courses	3	63	4.8%	10.0%	10.6%	8.9%
% of FP17s Relating to Free Repair or Replacements	0	63	0.0%	0.6%	0.5%	0.8%
% of FP17s Relating to Continuations	0	63	0.0%	0.9%	0.7%	0.9%
% of Patients satisfied with the dentistry they have received	0	0	N/A	91.6%	90.4%	93.2%
% of Patients satisfied with the time they had to wait for an appointment	0	0	N/A	88.0%	85.3%	88.8%

* This is based on patients treated on this contract for their most recent course of treatment. Figures in italics indicate the base number of FP17s or Patient Questionnaire responses are less than 100. N/A is shown where the base number of responses is less than 10 during the period. % is calculated as Quantity/Base number*100

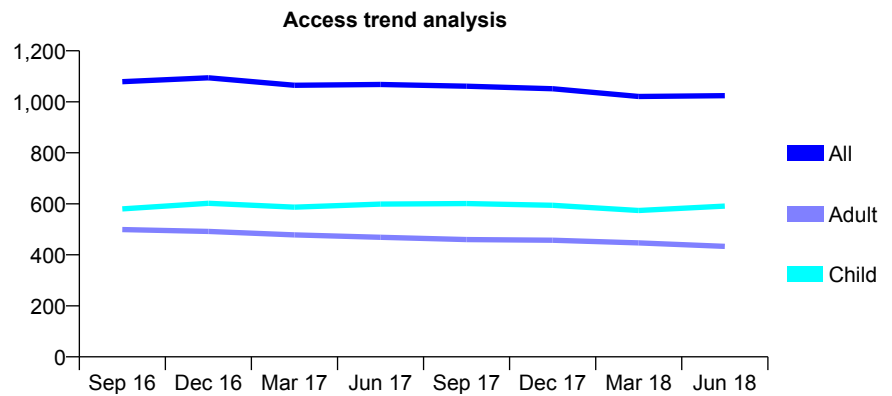
Q63 - Vital Signs At a Glance Contract Report for 304336/0003 - June 2018

Name or company name	MR PA NORTON
Contract type name	GDS Contract
Purpose of contract	General
Contract start date	01/04/2006
Contract end date	

18/19 Contracted general activity (UDA)	2,104
Carry forward general activity (UDA)	0
18/19 Contracted orthodontic activity (UOA)	0
Carry forward orthodontic activity (UOA)	0
Baseline contract value	£57,688.56

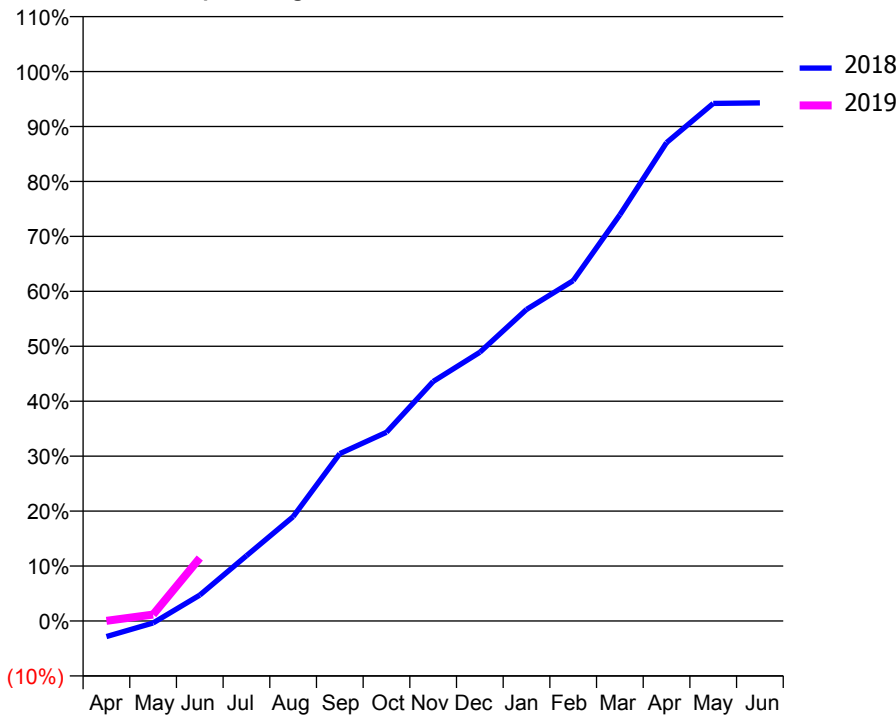
ACCESS*

Patients seen in 24 months	Total	Change since previous quarter
Quarter ending June 2017	1,068	
Quarter ending September 2017	1,061	→
Quarter ending December 2017	1,051	→
Quarter ending March 2018	1,021	↓
Quarter ending June 2018	1,024	→
Variance since June 2017	(4.1%)	↓



ACTIVITY

Cumulative percentage of contracted UDA delivered 2018 & 2019



Adjusted Scheduled Activity (UDA)		
Month	2018	2019
April	-60	1
May	-8	25
June	99	241
July	250	
August	399	
September	641	
October	723	
November	917	
December	1,029	
January	1,193	
February	1,303	
March	1,556	
April	1,832	
May	1,982	
June	1,984	

QUALITY

	Quantity	Base Number	Contract	AT	Region	England
% of FP17s for the same patient ID Re-attending within 3 months - Children	3	178	1.7%	9.8%	11.5%	11.5%
% of FP17s for the same patient ID Re-attending within 3 months - Adults	9	95	9.5%	15.4%	16.6%	15.4%
% of FP17s for the same patient ID Re-attending between 3 & 9 months - Children	86	178	48.3%	49.2%	48.8%	58.9%
% of FP17s for the same patient ID Re-attending between 3 & 9 months - Adults	35	95	36.8%	39.1%	39.3%	51.6%
% of FP17s for Band 1 Urgent Courses	0	103	0.0%	10.0%	10.6%	8.9%
% of FP17s Relating to Free Repair or Replacements	0	103	0.0%	0.6%	0.5%	0.8%
% of FP17s Relating to Continuations	0	103	0.0%	0.9%	0.7%	0.9%
% of Patients satisfied with the dentistry they have received	0	0	N/A	91.6%	90.4%	93.2%
% of Patients satisfied with the time they had to wait for an appointment	0	0	N/A	88.0%	85.3%	88.8%

* This is based on patients treated on this contract for their most recent course of treatment. Figures in italics indicate the base number of FP17s or Patient Questionnaire responses are less than 100. N/A is shown where the base number of responses is less than 10 during the period. % is calculated as Quantity/Base number*100

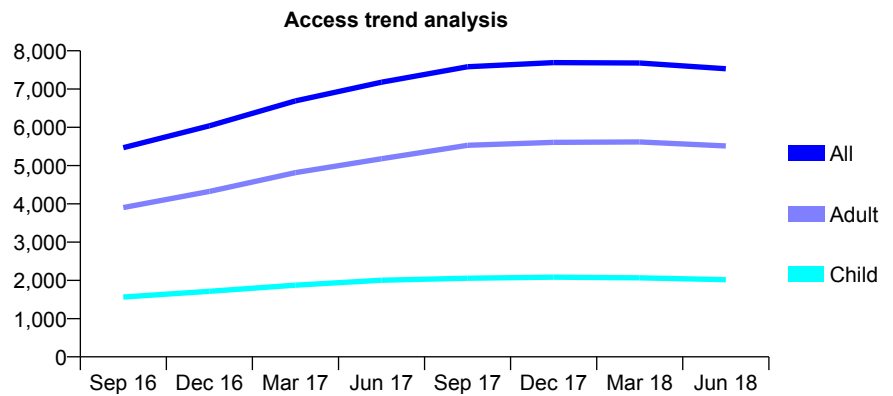
Q63 - Vital Signs At a Glance Contract Report for 304425/0002 - June 2018

Name or company name	Mr Sailesh Patel and Mr Chetan Patel
Contract type name	GDS Contract
Purpose of contract	General
Contract start date	03/09/2015
Contract end date	

18/19 Contracted general activity (UDA)	18,833
Carry forward general activity (UDA)	0
18/19 Contracted orthodontic activity (UOA)	0
Carry forward orthodontic activity (UOA)	0
Baseline contract value	£561,136.07

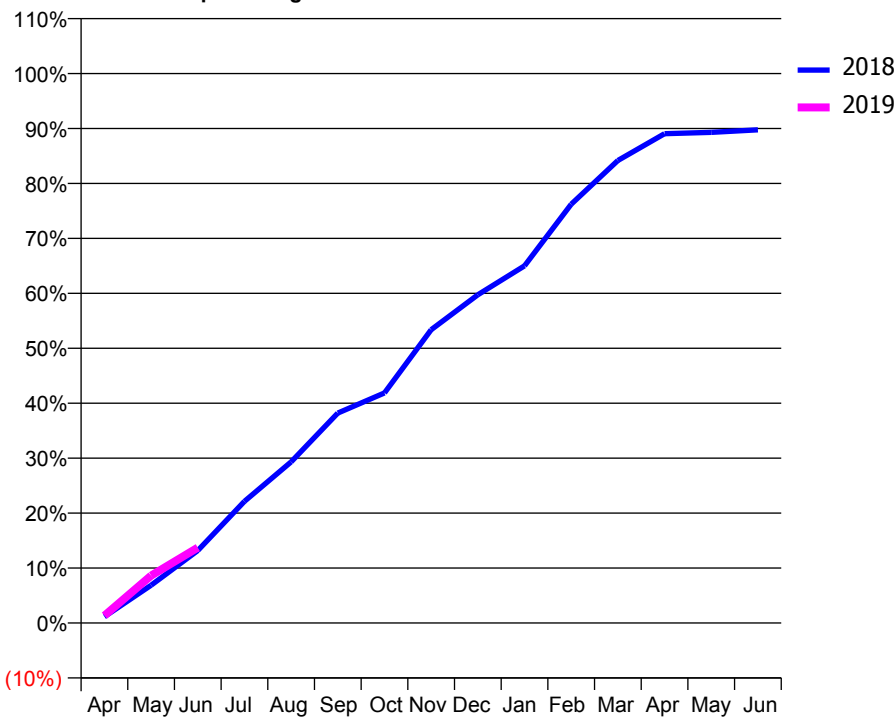
ACCESS*

Patients seen in 24 months	Total	Change since previous quarter
Quarter ending June 2017	7,178	
Quarter ending September 2017	7,584	↑
Quarter ending December 2017	7,692	→
Quarter ending March 2018	7,681	→
Quarter ending June 2018	7,532	↓
Variance since June 2017	4.9%	↑



ACTIVITY

Cumulative percentage of contracted UDA delivered 2018 & 2019



Month	Adjusted Scheduled Activity (UDA)	
	2018	2019
April	216	253
May	1,295	1,626
June	2,483	2,582
July	4,171	
August	5,523	
September	7,195	
October	7,887	
November	10,052	
December	11,249	
January	12,242	
February	14,355	
March	15,852	
April	16,770	
May	16,816	
June	16,903	

QUALITY

	Quantity	Base Number	Contract	AT	Region	England
% of FP17s for the same patient ID Re-attending within 3 months - Children	26	527	4.9%	9.8%	11.5%	11.5%
% of FP17s for the same patient ID Re-attending within 3 months - Adults	145	1,203	12.1%	15.4%	16.6%	15.4%
% of FP17s for the same patient ID Re-attending between 3 & 9 months - Children	236	527	44.8%	49.2%	48.8%	58.9%
% of FP17s for the same patient ID Re-attending between 3 & 9 months - Adults	446	1,203	37.1%	39.1%	39.3%	51.6%
% of FP17s for Band 1 Urgent Courses	67	1,117	6.0%	10.0%	10.6%	8.9%
% of FP17s Relating to Free Repair or Replacements	11	1,117	1.0%	0.6%	0.5%	0.8%
% of FP17s Relating to Continuations	4	1,117	0.4%	0.9%	0.7%	0.9%
% of Patients satisfied with the dentistry they have received	1	1	N/A	91.6%	90.4%	93.2%
% of Patients satisfied with the time they had to wait for an appointment	1	1	N/A	88.0%	85.3%	88.8%

* This is based on patients treated on this contract for their most recent course of treatment. Figures in italics indicate the base number of FP17s or Patient Questionnaire responses are less than 100. N/A is shown where the base number of responses is less than 10 during the period. % is calculated as Quantity/Base number*100

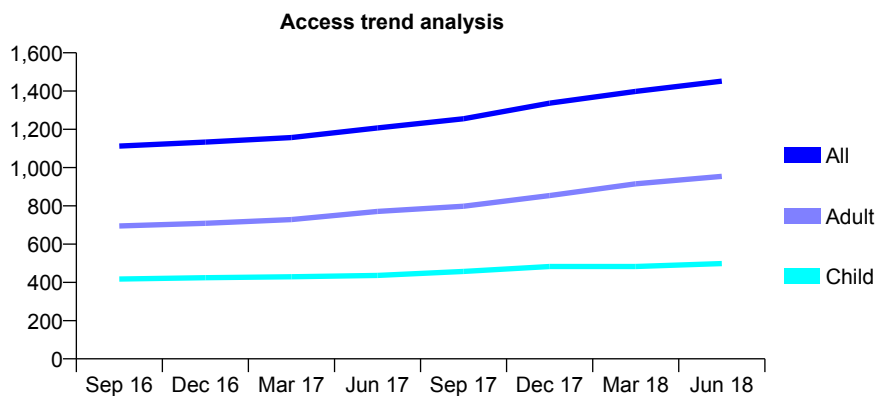
Q63 - Vital Signs At a Glance Contract Report for 305707/0002 - June 2018

Name or company name	MR A PAICE
Contract type name	GDS Contract
Purpose of contract	General
Contract start date	03/07/2007
Contract end date	

18/19 Contracted general activity (UDA)	2,999
Carry forward general activity (UDA)	0
18/19 Contracted orthodontic activity (UOA)	0
Carry forward orthodontic activity (UOA)	0
Baseline contract value	£92,270.94

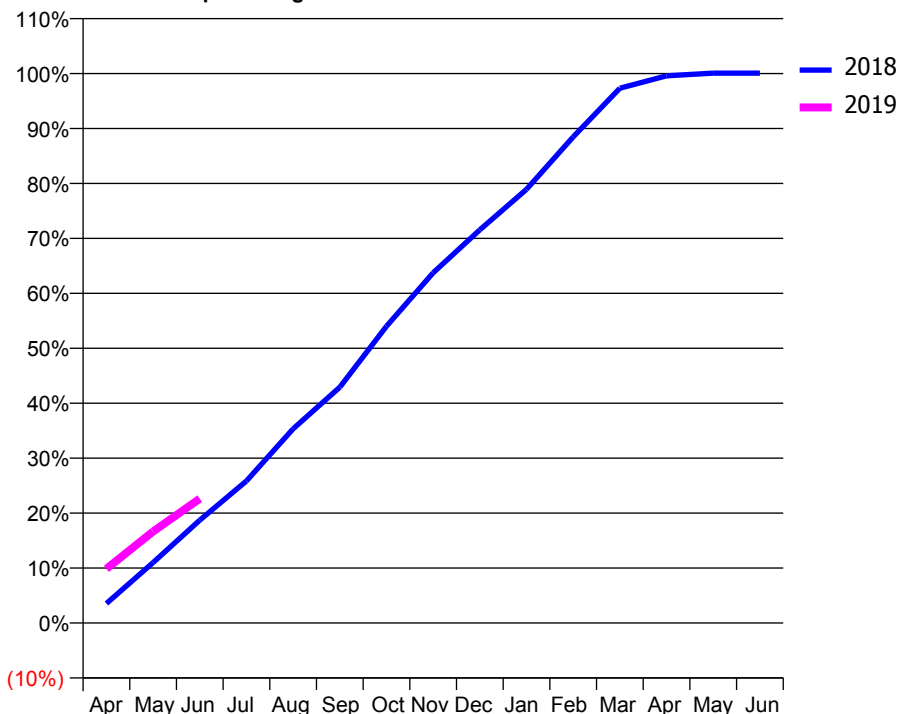
ACCESS*

Patients seen in 24 months	Total	Change since previous quarter
Quarter ending June 2017	1,207	
Quarter ending September 2017	1,255	↑
Quarter ending December 2017	1,337	↑
Quarter ending March 2018	1,398	↑
Quarter ending June 2018	1,452	↑
Variance since June 2017	20.3%	↑



ACTIVITY

Cumulative percentage of contracted UDA delivered 2018 & 2019



Adjusted Scheduled Activity (UDA)		
Month	2018	2019
April	107	296
May	330	500
June	561	679
July	775	
August	1,060	
September	1,287	
October	1,620	
November	1,912	
December	2,146	
January	2,367	
February	2,653	
March	2,919	
April	2,987	
May	3,001	
June	3,001	

QUALITY

	Quantity	Base Number	Contract	AT	Region	England
% of FP17s for the same patient ID Re-attending within 3 months - Children	10	187	5.3%	9.8%	11.5%	11.5%
% of FP17s for the same patient ID Re-attending within 3 months - Adults	25	272	9.2%	15.4%	16.6%	15.4%
% of FP17s for the same patient ID Re-attending between 3 & 9 months - Children	108	187	57.8%	49.2%	48.8%	58.9%
% of FP17s for the same patient ID Re-attending between 3 & 9 months - Adults	115	272	42.3%	39.1%	39.3%	51.6%
% of FP17s for Band 1 Urgent Courses	20	408	4.9%	10.0%	10.6%	8.9%
% of FP17s Relating to Free Repair or Replacements	0	408	0.0%	0.6%	0.5%	0.8%
% of FP17s Relating to Continuations	0	408	0.0%	0.9%	0.7%	0.9%
% of Patients satisfied with the dentistry they have received	0	0	N/A	91.6%	90.4%	93.2%
% of Patients satisfied with the time they had to wait for an appointment	0	0	N/A	88.0%	85.3%	88.8%

* This is based on patients treated on this contract for their most recent course of treatment. Figures in italics indicate the base number of FP17s or Patient Questionnaire responses are less than 100. N/A is shown where the base number of responses is less than 10 during the period. % is calculated as Quantity/Base number*100

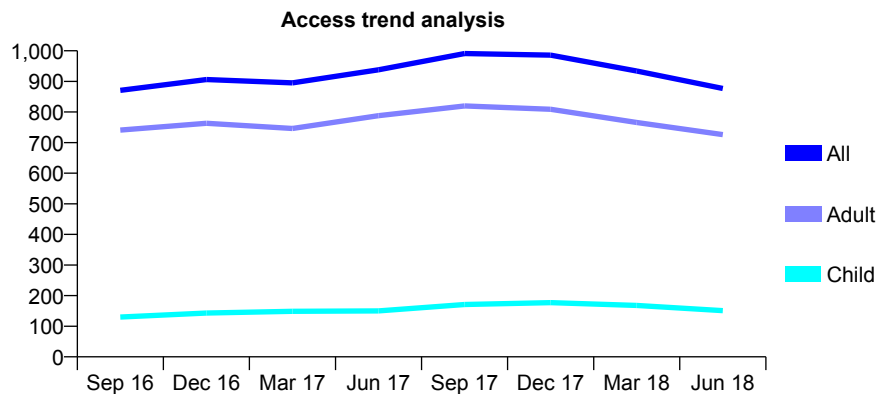
Q63 - Vital Signs At a Glance Contract Report for 319341/0001 - June 2018

Name or company name	MR AW MAINE
Contract type name	GDS Contract
Purpose of contract	General
Contract start date	01/04/2006
Contract end date	

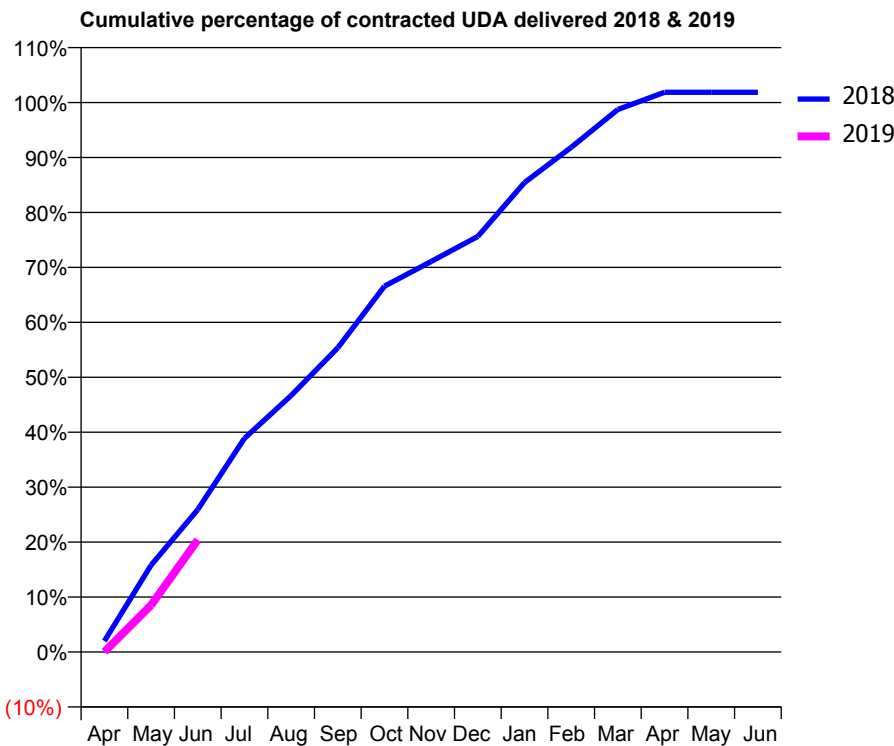
18/19 Contracted general activity (UDA)	2,259
Carry forward general activity (UDA)	0
18/19 Contracted orthodontic activity (UOA)	0
Carry forward orthodontic activity (UOA)	0
Baseline contract value	£68,767.18

ACCESS*

Patients seen in 24 months	Total	Change since previous quarter
Quarter ending June 2017	938	
Quarter ending September 2017	991	↑
Quarter ending December 2017	986	→
Quarter ending March 2018	934	↓
Quarter ending June 2018	877	↓
Variance since June 2017	(6.5%)	↓



ACTIVITY



Month	Adjusted Scheduled Activity (UDA)	
	2018	2019
April	45	1
May	357	193
June	586	461
July	878	
August	1,055	
September	1,251	
October	1,504	
November	1,605	
December	1,708	
January	1,930	
February	2,075	
March	2,230	
April	2,301	
May	2,301	
June	2,301	

QUALITY

	Quantity	Base Number	Contract	AT	Region	England
% of FP17s for the same patient ID Re-attending within 3 months - Children	2	35	5.7%	9.8%	11.5%	11.5%
% of FP17s for the same patient ID Re-attending within 3 months - Adults	20	163	12.3%	15.4%	16.6%	15.4%
% of FP17s for the same patient ID Re-attending between 3 & 9 months - Children	15	35	42.9%	49.2%	48.8%	58.9%
% of FP17s for the same patient ID Re-attending between 3 & 9 months - Adults	44	163	27.0%	39.1%	39.3%	51.6%
% of FP17s for Band 1 Urgent Courses	27	173	15.6%	10.0%	10.6%	8.9%
% of FP17s Relating to Free Repair or Replacements	0	173	0.0%	0.6%	0.5%	0.8%
% of FP17s Relating to Continuations	1	173	0.6%	0.9%	0.7%	0.9%
% of Patients satisfied with the dentistry they have received	1	2	N/A	91.6%	90.4%	93.2%
% of Patients satisfied with the time they had to wait for an appointment	2	2	N/A	88.0%	85.3%	88.8%

* This is based on patients treated on this contract for their most recent course of treatment. Figures in italics indicate the base number of FP17s or Patient Questionnaire responses are less than 100. N/A is shown where the base number of responses is less than 10 during the period. % is calculated as Quantity/Base number*100

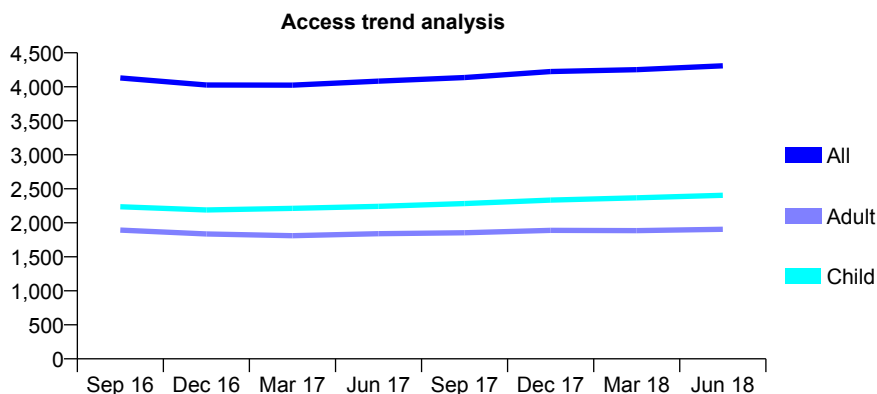
Q63 - Vital Signs At a Glance Contract Report for 321176/0001 - June 2018

Name or company name	MR RS PATEL
Contract type name	GDS Contract
Purpose of contract	General
Contract start date	01/04/2006
Contract end date	

18/19 Contracted general activity (UDA)	11,373
Carry forward general activity (UDA)	0
18/19 Contracted orthodontic activity (UOA)	0
Carry forward orthodontic activity (UOA)	0
Baseline contract value	£361,993.87

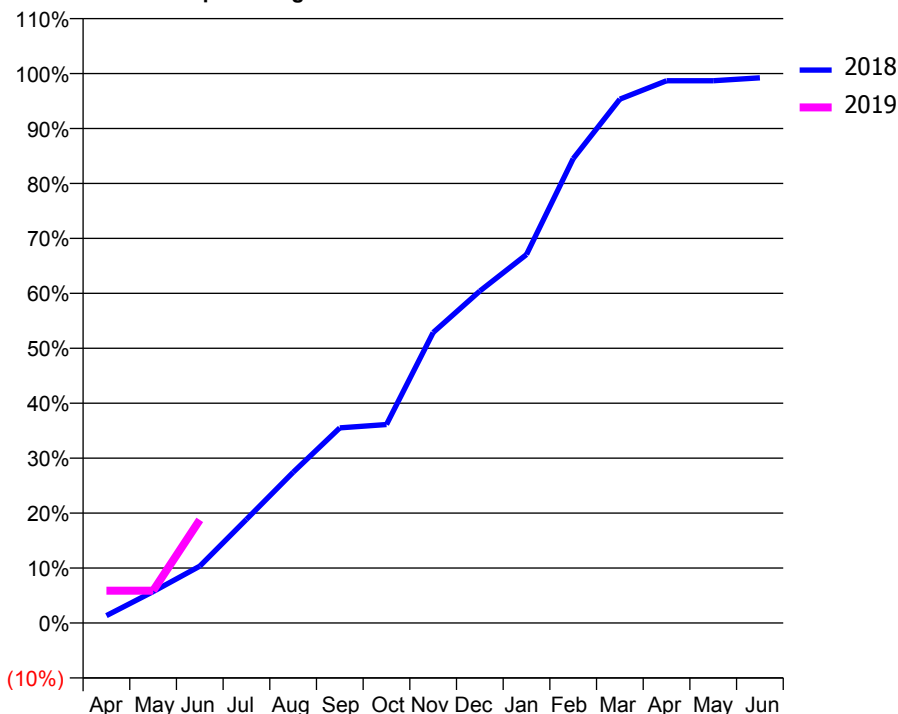
ACCESS*

Patients seen in 24 months	Total	Change since previous quarter
Quarter ending June 2017	4,083	
Quarter ending September 2017	4,136	→
Quarter ending December 2017	4,225	↑
Quarter ending March 2018	4,252	→
Quarter ending June 2018	4,309	→
Variance since June 2017	5.5%	↑



ACTIVITY

Cumulative percentage of contracted UDA delivered 2018 & 2019



Adjusted Scheduled Activity (UDA)		
Month	2018	2019
April	152	670
May	650	670
June	1,177	2,134
July	2,146	
August	3,121	
September	4,040	
October	4,108	
November	6,013	
December	6,870	
January	7,626	
February	9,610	
March	10,842	
April	11,222	
May	11,222	
June	11,284	

QUALITY

	Quantity	Base Number	Contract	AT	Region	England
% of FP17s for the same patient ID Re-attending within 3 months - Children	80	757	10.6%	9.8%	11.5%	11.5%
% of FP17s for the same patient ID Re-attending within 3 months - Adults	190	591	32.1%	15.4%	16.6%	15.4%
% of FP17s for the same patient ID Re-attending between 3 & 9 months - Children	385	757	50.9%	49.2%	48.8%	58.9%
% of FP17s for the same patient ID Re-attending between 3 & 9 months - Adults	214	591	36.2%	39.1%	39.3%	51.6%
% of FP17s for Band 1 Urgent Courses	191	1,007	19.0%	10.0%	10.6%	8.9%
% of FP17s Relating to Free Repair or Replacements	0	1,007	0.0%	0.6%	0.5%	0.8%
% of FP17s Relating to Continuations	0	1,007	0.0%	0.9%	0.7%	0.9%
% of Patients satisfied with the dentistry they have received	1	1	N/A	91.6%	90.4%	93.2%
% of Patients satisfied with the time they had to wait for an appointment	1	1	N/A	88.0%	85.3%	88.8%

* This is based on patients treated on this contract for their most recent course of treatment. Figures in italics indicate the base number of FP17s or Patient Questionnaire responses are less than 100. N/A is shown where the base number of responses is less than 10 during the period. % is calculated as Quantity/Base number*100

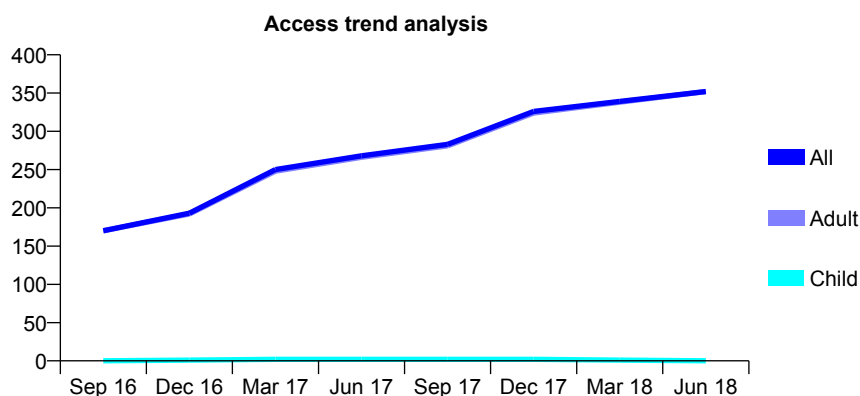
Q63 - Vital Signs At a Glance Contract Report for 321176/0003 - June 2018

Name or company name	MR RS PATEL
Contract type name	PDS Contract
Purpose of contract	General
Contract start date	01/06/2013
Contract end date	30/06/2018

18/19 Contracted general activity (UDA)	213
Carry forward general activity (UDA)	0
18/19 Contracted orthodontic activity (UOA)	0
Carry forward orthodontic activity (UOA)	0
Baseline contract value	£11,258.79

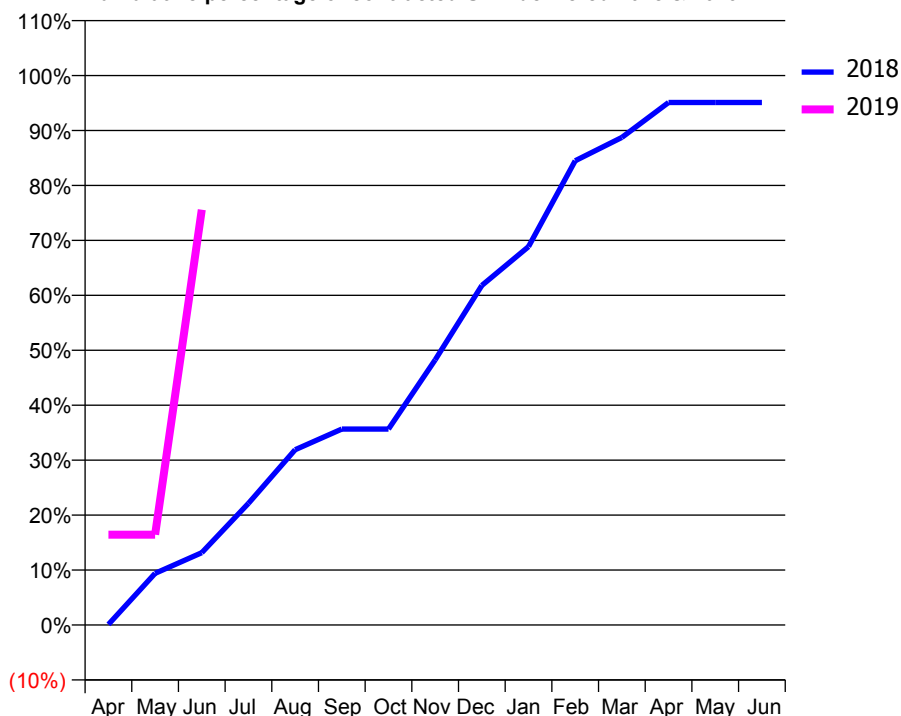
ACCESS*

Patients seen in 24 months	Total	Change since previous quarter
Quarter ending June 2017	268	
Quarter ending September 2017	283	↑
Quarter ending December 2017	326	↑
Quarter ending March 2018	339	↑
Quarter ending June 2018	352	↑
Variance since June 2017	31.3%	↑



ACTIVITY

Cumulative percentage of contracted UDA delivered 2018 & 2019



Adjusted Scheduled Activity (UDA)

Month	2018	2019
April	1	35
May	80	35
June	112	161
July	188	
August	271	
September	303	
October	303	
November	410	
December	525	
January	585	
February	718	
March	754	
April	808	
May	808	
June	808	

QUALITY

	Quantity	Base Number	Contract	AT	Region	England
% of FP17s for the same patient ID Re-attending within 3 months - Children	0	0	N/A	9.8%	11.5%	11.5%
% of FP17s for the same patient ID Re-attending within 3 months - Adults	1	83	1.2%	15.4%	16.6%	15.4%
% of FP17s for the same patient ID Re-attending between 3 & 9 months - Children	0	0	N/A	49.2%	48.8%	58.9%
% of FP17s for the same patient ID Re-attending between 3 & 9 months - Adults	0	83	0.0%	39.1%	39.3%	51.6%
% of FP17s for Band 1 Urgent Courses	0	61	0.0%	10.0%	10.6%	8.9%
% of FP17s Relating to Free Repair or Replacements	0	61	0.0%	0.6%	0.5%	0.8%
% of FP17s Relating to Continuations	0	61	0.0%	0.9%	0.7%	0.9%
% of Patients satisfied with the dentistry they have received	0	0	N/A	91.6%	90.4%	93.2%
% of Patients satisfied with the time they had to wait for an appointment	0	0	N/A	88.0%	85.3%	88.8%

* This is based on patients treated on this contract for their most recent course of treatment. Figures in italics indicate the base number of FP17s or Patient Questionnaire responses are less than 100. N/A is shown where the base number of responses is less than 10 during the period. % is calculated as Quantity/Base number*100

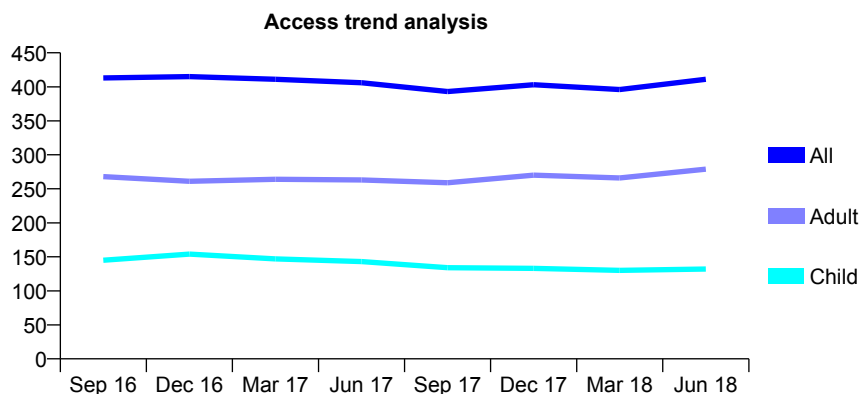
Q63 - Vital Signs At a Glance Contract Report for 322164/0001 - June 2018

Name or company name	Mr V Rhaasa and Mr GK Ooi
Contract type name	GDS Contract
Purpose of contract	General
Contract start date	01/04/2006
Contract end date	

18/19 Contracted general activity (UDA)	1,406
Carry forward general activity (UDA)	0
18/19 Contracted orthodontic activity (UOA)	0
Carry forward orthodontic activity (UOA)	0
Baseline contract value	£46,524.23

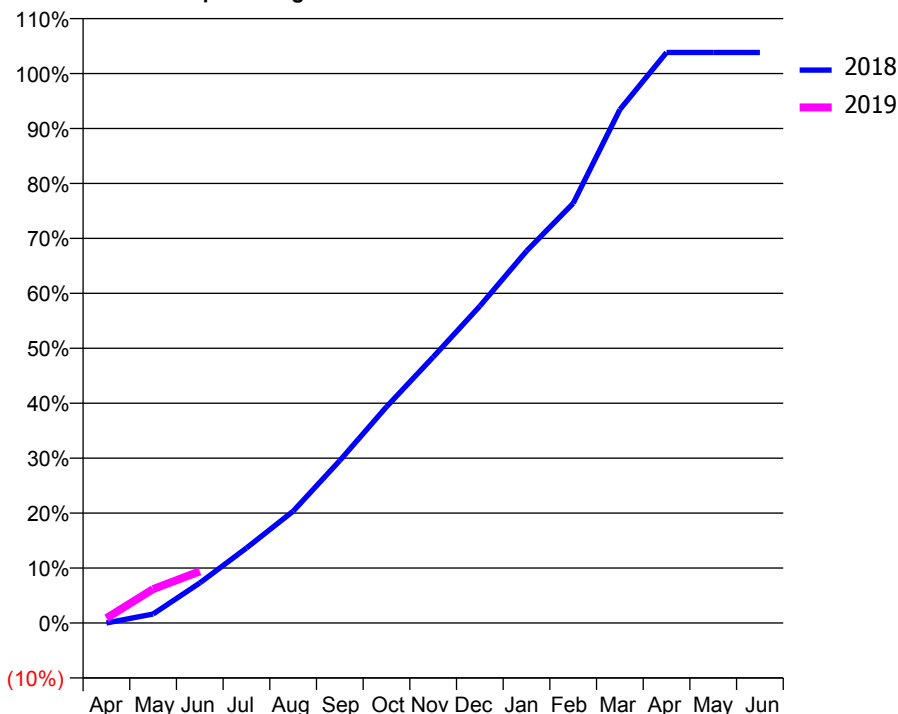
ACCESS*

Patients seen in 24 months	Total	Change since previous quarter
Quarter ending June 2017	406	
Quarter ending September 2017	393	↓
Quarter ending December 2017	403	↑
Quarter ending March 2018	396	↓
Quarter ending June 2018	411	↑
Variance since June 2017	1.2%	→



ACTIVITY

Cumulative percentage of contracted UDA delivered 2018 & 2019



Adjusted Scheduled Activity (UDA)

Month	2018	2019
April	0	12
May	23	87
June	103	132
July	192	
August	286	
September	416	
October	553	
November	681	
December	811	
January	952	
February	1,074	
March	1,314	
April	1,460	
May	1,460	
June	1,460	

QUALITY

	Quantity	Base Number	Contract	AT	Region	England
% of FP17s for the same patient ID Re-attending within 3 months - Children	2	33	6.1%	9.8%	11.5%	11.5%
% of FP17s for the same patient ID Re-attending within 3 months - Adults	7	69	10.1%	15.4%	16.6%	15.4%
% of FP17s for the same patient ID Re-attending between 3 & 9 months - Children	18	33	54.5%	49.2%	48.8%	58.9%
% of FP17s for the same patient ID Re-attending between 3 & 9 months - Adults	38	69	55.1%	39.1%	39.3%	51.6%
% of FP17s for Band 1 Urgent Courses	11	60	18.3%	10.0%	10.6%	8.9%
% of FP17s Relating to Free Repair or Replacements	0	60	0.0%	0.6%	0.5%	0.8%
% of FP17s Relating to Continuations	0	60	0.0%	0.9%	0.7%	0.9%
% of Patients satisfied with the dentistry they have received	0	0	N/A	91.6%	90.4%	93.2%
% of Patients satisfied with the time they had to wait for an appointment	0	0	N/A	88.0%	85.3%	88.8%

* This is based on patients treated on this contract for their most recent course of treatment. Figures in italics indicate the base number of FP17s or Patient Questionnaire responses are less than 100. N/A is shown where the base number of responses is less than 10 during the period. % is calculated as Quantity/Base number*100

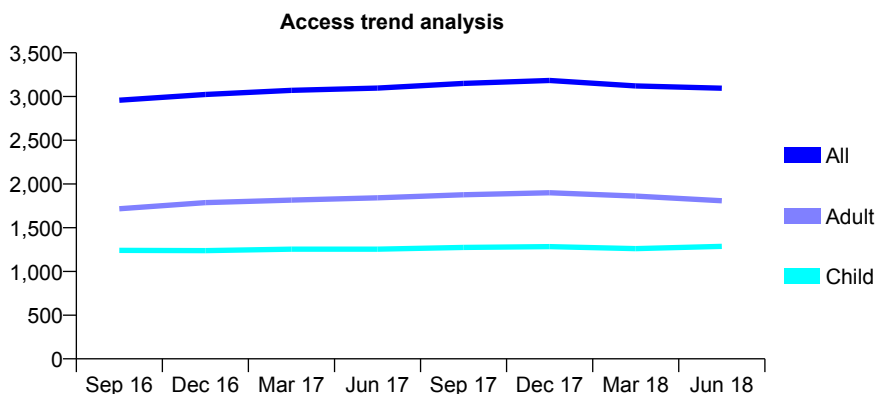
Q63 - Vital Signs At a Glance Contract Report for 324612/0001 - June 2018

Name or company name	MRS KM WALKER
Contract type name	GDS Contract
Purpose of contract	General
Contract start date	01/04/2006
Contract end date	

18/19 Contracted general activity (UDA)	7,295
Carry forward general activity (UDA)	0
18/19 Contracted orthodontic activity (UOA)	0
Carry forward orthodontic activity (UOA)	0
Baseline contract value	£199,979.17

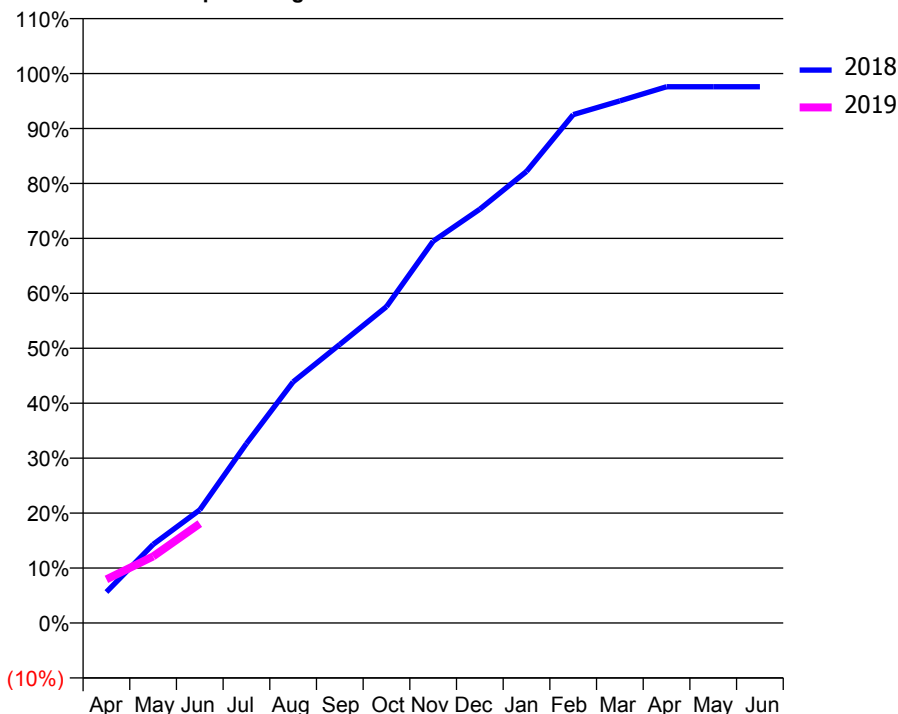
ACCESS*

Patients seen in 24 months	Total	Change since previous quarter
Quarter ending June 2017	3,097	
Quarter ending September 2017	3,150	→
Quarter ending December 2017	3,183	→
Quarter ending March 2018	3,121	↓
Quarter ending June 2018	3,095	→
Variance since June 2017	(0.1%)	→



ACTIVITY

Cumulative percentage of contracted UDA delivered 2018 & 2019



Adjusted Scheduled Activity (UDA)

Month	2018	2019
April	412	580
May	1,043	884
June	1,502	1,321
July	2,382	
August	3,201	
September	3,699	
October	4,201	
November	5,069	
December	5,494	
January	5,994	
February	6,749	
March	6,932	
April	7,120	
May	7,120	
June	7,120	

QUALITY

	Quantity	Base Number	Contract	AT	Region	England
% of FP17s for the same patient ID Re-attending within 3 months - Children	42	388	10.8%	9.8%	11.5%	11.5%
% of FP17s for the same patient ID Re-attending within 3 months - Adults	57	359	15.9%	15.4%	16.6%	15.4%
% of FP17s for the same patient ID Re-attending between 3 & 9 months - Children	111	388	28.6%	49.2%	48.8%	58.9%
% of FP17s for the same patient ID Re-attending between 3 & 9 months - Adults	119	359	33.1%	39.1%	39.3%	51.6%
% of FP17s for Band 1 Urgent Courses	118	664	17.8%	10.0%	10.6%	8.9%
% of FP17s Relating to Free Repair or Replacements	0	664	0.0%	0.6%	0.5%	0.8%
% of FP17s Relating to Continuations	4	664	0.6%	0.9%	0.7%	0.9%
% of Patients satisfied with the dentistry they have received	2	2	N/A	91.6%	90.4%	93.2%
% of Patients satisfied with the time they had to wait for an appointment	1	2	N/A	88.0%	85.3%	88.8%

* This is based on patients treated on this contract for their most recent course of treatment. Figures in italics indicate the base number of FP17s or Patient Questionnaire responses are less than 100. N/A is shown where the base number of responses is less than 10 during the period. % is calculated as Quantity/Base number*100

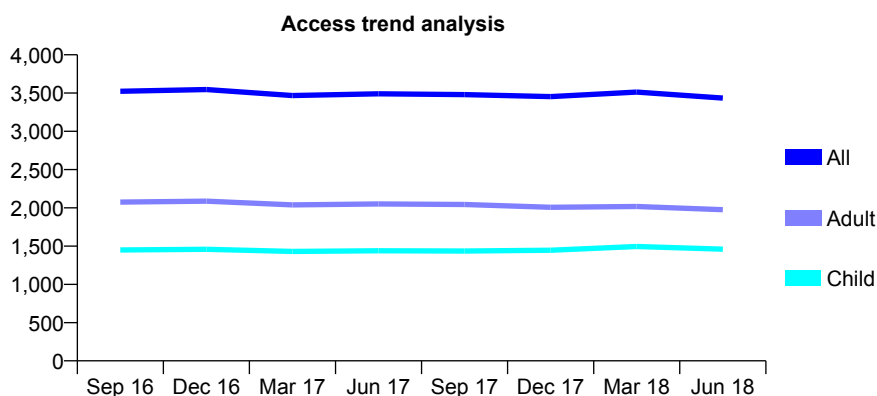
Q63 - Vital Signs At a Glance Contract Report for 324752/0001 - June 2018

Name or company name	MRS SW DONNELLY
Contract type name	GDS Contract
Purpose of contract	General
Contract start date	01/04/2006
Contract end date	

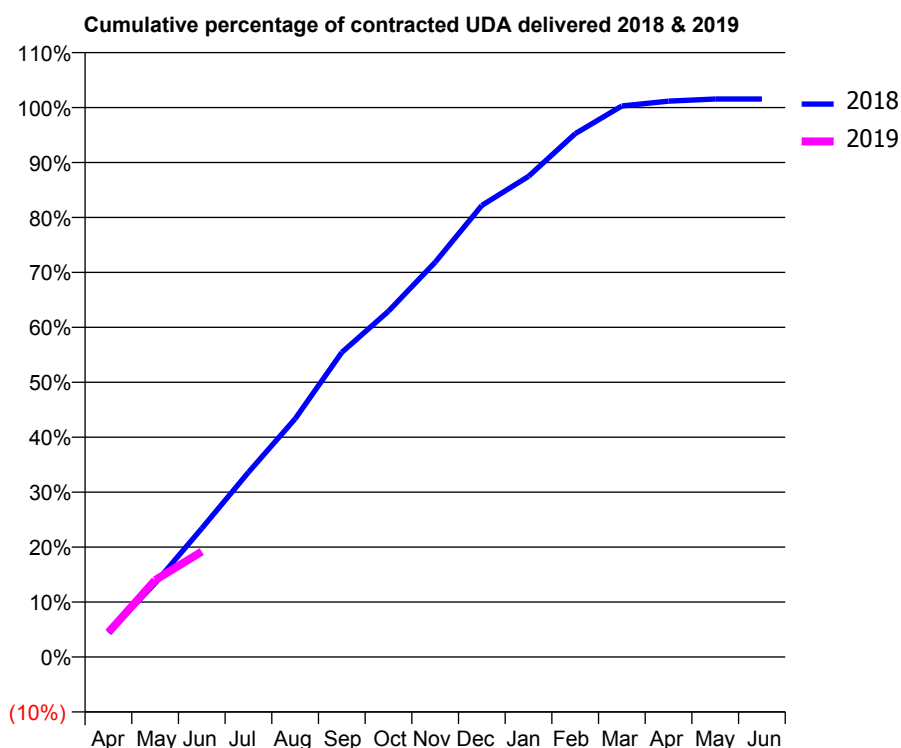
18/19 Contracted general activity (UDA)	6,835
Carry forward general activity (UDA)	0
18/19 Contracted orthodontic activity (UOA)	0
Carry forward orthodontic activity (UOA)	0
Baseline contract value	£217,164.21

ACCESS*

Patients seen in 24 months	Total	Change since previous quarter
Quarter ending June 2017	3,490	
Quarter ending September 2017	3,480	→
Quarter ending December 2017	3,453	→
Quarter ending March 2018	3,512	→
Quarter ending June 2018	3,434	↓
Variance since June 2017	(1.6%)	↓



ACTIVITY



Adjusted Scheduled Activity (UDA)		
Month	2018	2019
April	303	306
May	918	956
June	1,600	1,311
July	2,299	
August	2,963	
September	3,789	
October	4,302	
November	4,911	
December	5,618	
January	5,979	
February	6,509	
March	6,855	
April	6,915	
May	6,941	
June	6,941	

QUALITY

	Quantity	Base Number	Contract	AT	Region	England
% of FP17s for the same patient ID Re-attending within 3 months - Children	9	266	3.4%	9.8%	11.5%	11.5%
% of FP17s for the same patient ID Re-attending within 3 months - Adults	37	343	10.8%	15.4%	16.6%	15.4%
% of FP17s for the same patient ID Re-attending between 3 & 9 months - Children	65	266	24.4%	49.2%	48.8%	58.9%
% of FP17s for the same patient ID Re-attending between 3 & 9 months - Adults	95	343	27.7%	39.1%	39.3%	51.6%
% of FP17s for Band 1 Urgent Courses	39	543	7.2%	10.0%	10.6%	8.9%
% of FP17s Relating to Free Repair or Replacements	0	543	0.0%	0.6%	0.5%	0.8%
% of FP17s Relating to Continuations	1	543	0.2%	0.9%	0.7%	0.9%
% of Patients satisfied with the dentistry they have received	0	0	N/A	91.6%	90.4%	93.2%
% of Patients satisfied with the time they had to wait for an appointment	0	0	N/A	88.0%	85.3%	88.8%

* This is based on patients treated on this contract for their most recent course of treatment. Figures in italics indicate the base number of FP17s or Patient Questionnaire responses are less than 100. N/A is shown where the base number of responses is less than 10 during the period. % is calculated as Quantity/Base number*100

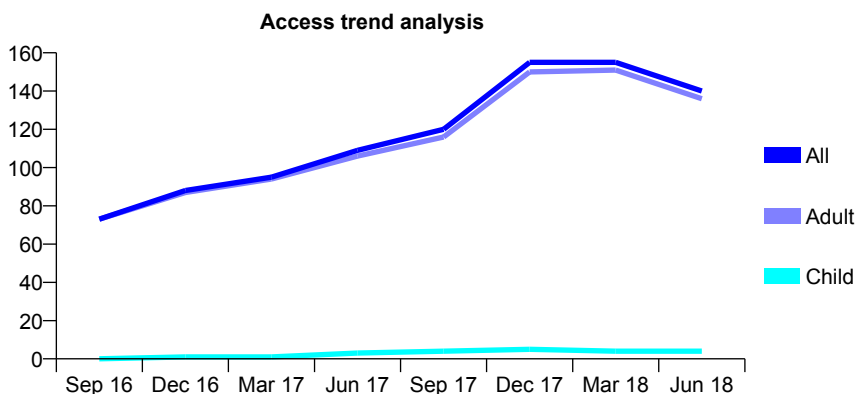
Q63 - Vital Signs At a Glance Contract Report for 324752/0002 - June 2018

Name or company name	MRS SW DONNELLY
Contract type name	PDS Contract
Purpose of contract	General
Contract start date	01/06/2013
Contract end date	30/06/2018

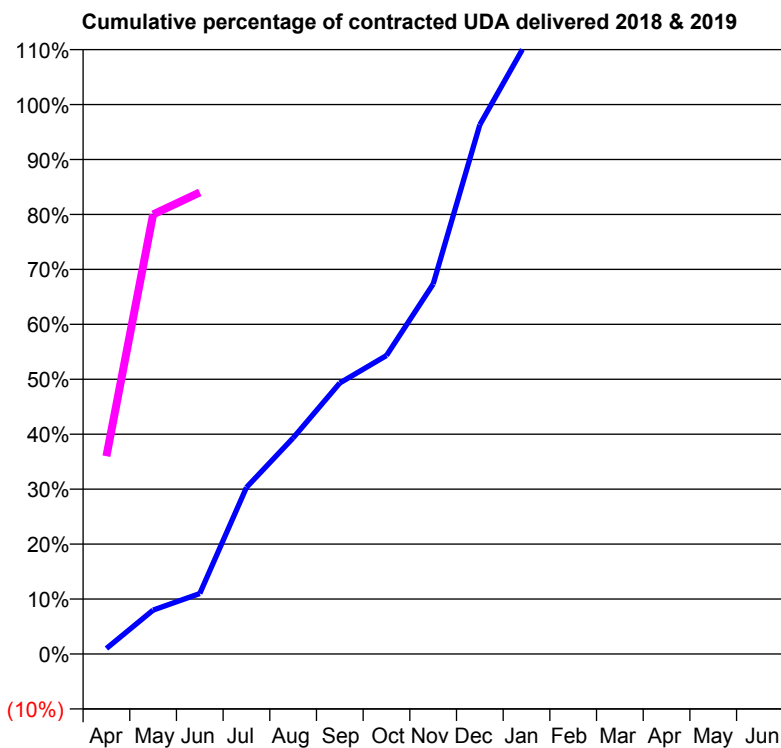
18/19 Contracted general activity (UDA)	75
Carry forward general activity (UDA)	0
18/19 Contracted orthodontic activity (UOA)	0
Carry forward orthodontic activity (UOA)	0
Baseline contract value	£4,128.51

ACCESS*

Patients seen in 24 months	Total	Change since previous quarter
Quarter ending June 2017	109	
Quarter ending September 2017	120	↑
Quarter ending December 2017	155	↑
Quarter ending March 2018	155	→
Quarter ending June 2018	140	↓
Variance since June 2017	28.4%	↑



ACTIVITY



Month	Adjusted Scheduled Activity (UDA)	
	2018	2019
April	3	27
May	24	60
June	33	63
July	91	
August	118	
September	148	
October	163	
November	202	
December	289	
January	334	
February	346	
March	346	
April	346	
May	349	
June	349	

QUALITY

	Quantity	Base Number	Contract	AT	Region	England
% of FP17s for the same patient ID Re-attending within 3 months - Children	0	0	N/A	9.8%	11.5%	11.5%
% of FP17s for the same patient ID Re-attending within 3 months - Adults	0	22	0.0%	15.4%	16.6%	15.4%
% of FP17s for the same patient ID Re-attending between 3 & 9 months - Children	0	0	N/A	49.2%	48.8%	58.9%
% of FP17s for the same patient ID Re-attending between 3 & 9 months - Adults	0	22	0.0%	39.1%	39.3%	51.6%
% of FP17s for Band 1 Urgent Courses	0	21	0.0%	10.0%	10.6%	8.9%
% of FP17s Relating to Free Repair or Replacements	0	21	0.0%	0.6%	0.5%	0.8%
% of FP17s Relating to Continuations	0	21	0.0%	0.9%	0.7%	0.9%
% of Patients satisfied with the dentistry they have received	0	0	N/A	91.6%	90.4%	93.2%
% of Patients satisfied with the time they had to wait for an appointment	0	0	N/A	88.0%	85.3%	88.8%

* This is based on patients treated on this contract for their most recent course of treatment. Figures in italics indicate the base number of FP17s or Patient Questionnaire responses are less than 100. N/A is shown where the base number of responses is less than 10 during the period. % is calculated as Quantity/Base number*100

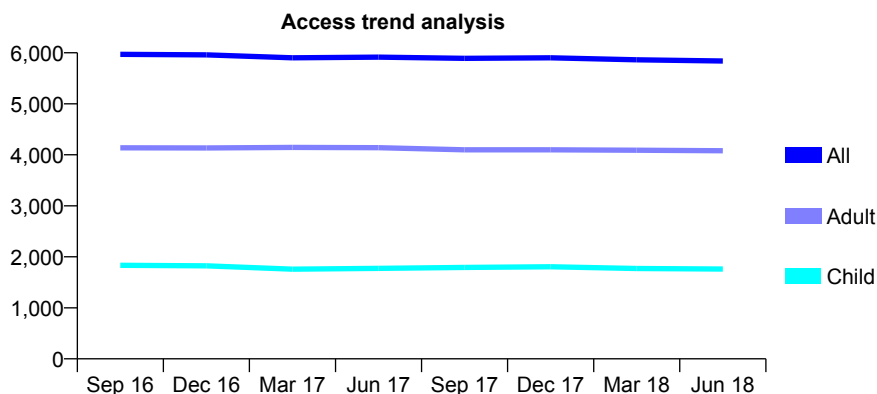
Q63 - Vital Signs At a Glance Contract Report for 325333/0001 - June 2018

Name or company name	MR JT BLANKENDAAL
Contract type name	GDS Contract
Purpose of contract	General
Contract start date	01/04/2006
Contract end date	

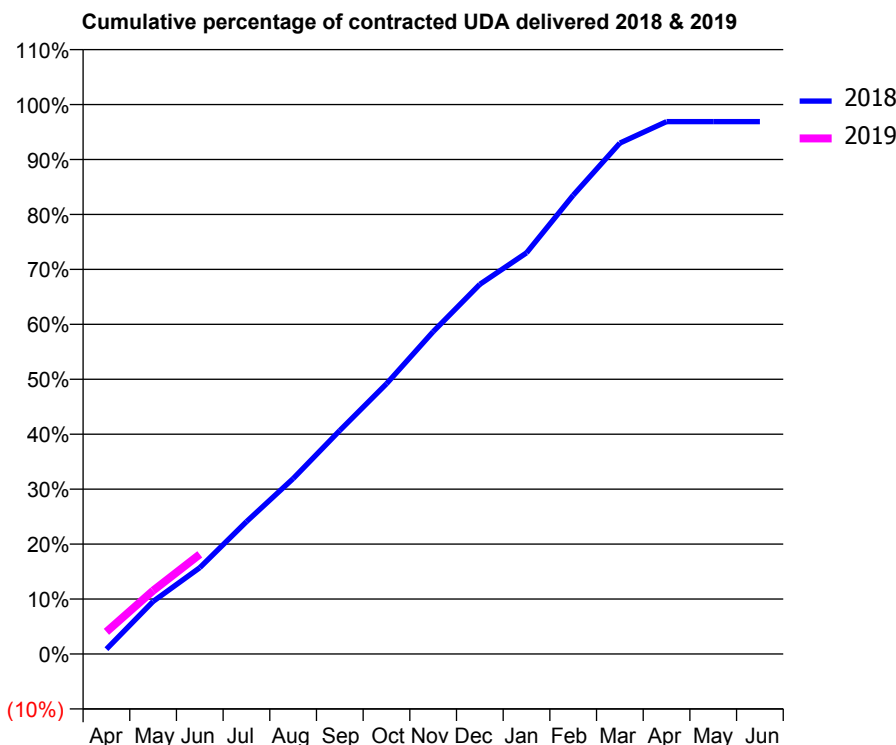
18/19 Contracted general activity (UDA)	23,073
Carry forward general activity (UDA)	0
18/19 Contracted orthodontic activity (UOA)	0
Carry forward orthodontic activity (UOA)	0
Baseline contract value	£793,288.42

ACCESS*

Patients seen in 24 months	Total	Change since previous quarter
Quarter ending June 2017	5,914	
Quarter ending September 2017	5,892	→
Quarter ending December 2017	5,902	→
Quarter ending March 2018	5,863	→
Quarter ending June 2018	5,839	→
Variance since June 2017	(1.3%)	↓



ACTIVITY



Month	Adjusted Scheduled Activity (UDA)	
	2018	2019
April	204	935
May	2,211	2,663
June	3,626	4,185
July	5,558	
August	7,367	
September	9,384	
October	11,348	
November	13,535	
December	15,522	
January	16,842	
February	19,263	
March	21,454	
April	22,355	
May	22,354	
June	22,354	

QUALITY

	Quantity	Base Number	Contract	AT	Region	England
% of FP17s for the same patient ID Re-attending within 3 months - Children	34	591	5.8%	9.8%	11.5%	11.5%
% of FP17s for the same patient ID Re-attending within 3 months - Adults	130	1,114	11.7%	15.4%	16.6%	15.4%
% of FP17s for the same patient ID Re-attending between 3 & 9 months - Children	352	591	59.6%	49.2%	48.8%	58.9%
% of FP17s for the same patient ID Re-attending between 3 & 9 months - Adults	580	1,114	52.1%	39.1%	39.3%	51.6%
% of FP17s for Band 1 Urgent Courses	87	1,470	5.9%	10.0%	10.6%	8.9%
% of FP17s Relating to Free Repair or Replacements	6	1,470	0.4%	0.6%	0.5%	0.8%
% of FP17s Relating to Continuations	2	1,470	0.1%	0.9%	0.7%	0.9%
% of Patients satisfied with the dentistry they have received	4	4	N/A	91.6%	90.4%	93.2%
% of Patients satisfied with the time they had to wait for an appointment	4	4	N/A	88.0%	85.3%	88.8%

* This is based on patients treated on this contract for their most recent course of treatment. Figures in italics indicate the base number of FP17s or Patient Questionnaire responses are less than 100. N/A is shown where the base number of responses is less than 10 during the period. % is calculated as Quantity/Base number*100

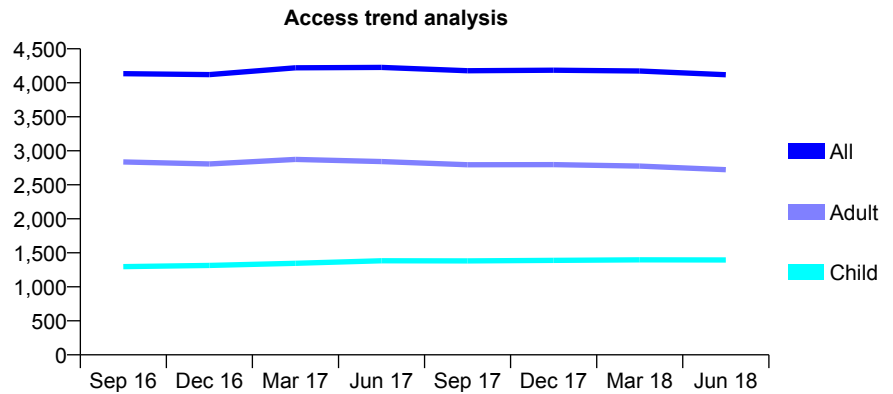
Q63 - Vital Signs At a Glance Contract Report for 330191/0001 - June 2018

Name or company name	MR ID HENNING
Contract type name	GDS Contract
Purpose of contract	General
Contract start date	01/04/2006
Contract end date	

18/19 Contracted general activity (UDA)	8,428
Carry forward general activity (UDA)	0
18/19 Contracted orthodontic activity (UOA)	0
Carry forward orthodontic activity (UOA)	0
Baseline contract value	£201,413.78

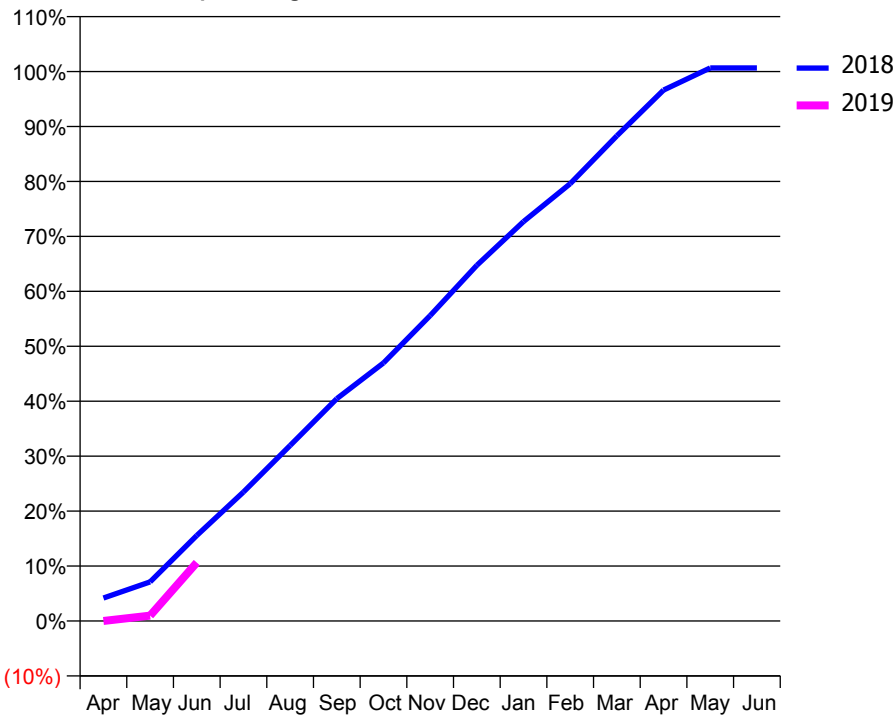
ACCESS*

Patients seen in 24 months	Total	Change since previous quarter
Quarter ending June 2017	4,226	
Quarter ending September 2017	4,178	↓
Quarter ending December 2017	4,186	→
Quarter ending March 2018	4,173	→
Quarter ending June 2018	4,119	↓
Variance since June 2017	(2.5%)	↓



ACTIVITY

Cumulative percentage of contracted UDA delivered 2018 & 2019



Month	Adjusted Scheduled Activity (UDA)	
	2018	2019
April	352	0
May	600	84
June	1,313	897
July	1,979	
August	2,692	
September	3,409	
October	3,959	
November	4,685	
December	5,455	
January	6,127	
February	6,708	
March	7,441	
April	8,144	
May	8,482	
June	8,482	

QUALITY

	Quantity	Base Number	Contract	AT	Region	England
% of FP17s for the same patient ID Re-attending within 3 months - Children	17	344	4.9%	9.8%	11.5%	11.5%
% of FP17s for the same patient ID Re-attending within 3 months - Adults	42	553	7.6%	15.4%	16.6%	15.4%
% of FP17s for the same patient ID Re-attending between 3 & 9 months - Children	141	344	41.0%	49.2%	48.8%	58.9%
% of FP17s for the same patient ID Re-attending between 3 & 9 months - Adults	166	553	30.0%	39.1%	39.3%	51.6%
% of FP17s for Band 1 Urgent Courses	24	400	6.0%	10.0%	10.6%	8.9%
% of FP17s Relating to Free Repair or Replacements	2	400	0.5%	0.6%	0.5%	0.8%
% of FP17s Relating to Continuations	2	400	0.5%	0.9%	0.7%	0.9%
% of Patients satisfied with the dentistry they have received	2	2	N/A	91.6%	90.4%	93.2%
% of Patients satisfied with the time they had to wait for an appointment	2	2	N/A	88.0%	85.3%	88.8%

* This is based on patients treated on this contract for their most recent course of treatment. Figures in italics indicate the base number of FP17s or Patient Questionnaire responses are less than 100. N/A is shown where the base number of responses is less than 10 during the period. % is calculated as Quantity/Base number*100

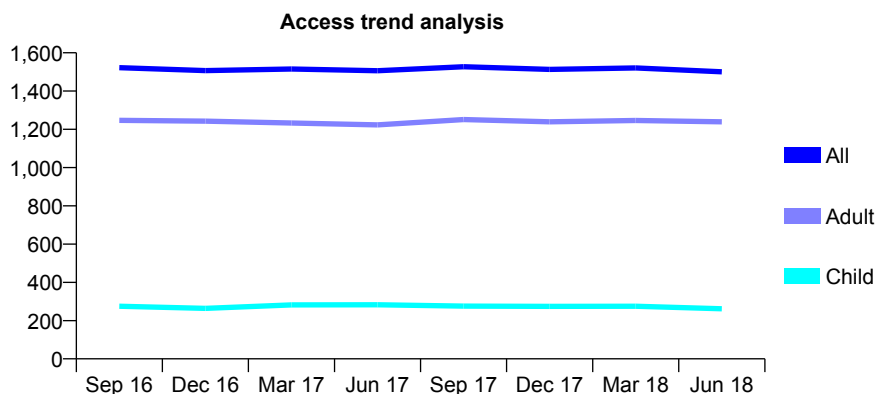
Q63 - Vital Signs At a Glance Contract Report for 330361/0001 - June 2018

Name or company name	MRS RH PATEL
Contract type name	GDS Contract
Purpose of contract	General
Contract start date	01/04/2006
Contract end date	

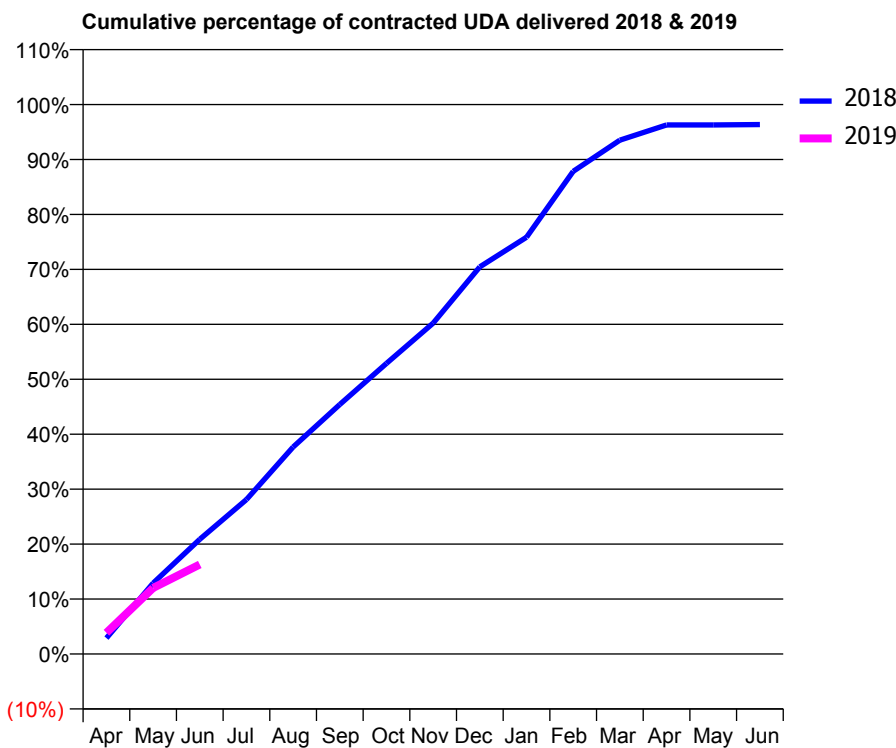
18/19 Contracted general activity (UDA)	4,100
Carry forward general activity (UDA)	0
18/19 Contracted orthodontic activity (UOA)	0
Carry forward orthodontic activity (UOA)	0
Baseline contract value	£109,346.62

ACCESS*

Patients seen in 24 months	Total	Change since previous quarter
Quarter ending June 2017	1,506	
Quarter ending September 2017	1,527	→
Quarter ending December 2017	1,513	→
Quarter ending March 2018	1,521	→
Quarter ending June 2018	1,501	↓
Variance since June 2017	(0.3%)	→



ACTIVITY



Month	Adjusted Scheduled Activity (UDA)	
	2018	2019
April	119	159
May	529	493
June	857	668
July	1,153	
August	1,545	
September	1,862	
October	2,168	
November	2,469	
December	2,889	
January	3,110	
February	3,601	
March	3,834	
April	3,947	
May	3,947	
June	3,950	

QUALITY

	Quantity	Base Number	Contract	AT	Region	England
% of FP17s for the same patient ID Re-attending within 3 months - Children	1	90	1.1%	9.8%	11.5%	11.5%
% of FP17s for the same patient ID Re-attending within 3 months - Adults	26	365	7.1%	15.4%	16.6%	15.4%
% of FP17s for the same patient ID Re-attending between 3 & 9 months - Children	75	90	83.3%	49.2%	48.8%	58.9%
% of FP17s for the same patient ID Re-attending between 3 & 9 months - Adults	220	365	60.3%	39.1%	39.3%	51.6%
% of FP17s for Band 1 Urgent Courses	35	375	9.3%	10.0%	10.6%	8.9%
% of FP17s Relating to Free Repair or Replacements	0	375	0.0%	0.6%	0.5%	0.8%
% of FP17s Relating to Continuations	0	375	0.0%	0.9%	0.7%	0.9%
% of Patients satisfied with the dentistry they have received	1	1	N/A	91.6%	90.4%	93.2%
% of Patients satisfied with the time they had to wait for an appointment	1	1	N/A	88.0%	85.3%	88.8%

* This is based on patients treated on this contract for their most recent course of treatment. Figures in italics indicate the base number of FP17s or Patient Questionnaire responses are less than 100. N/A is shown where the base number of responses is less than 10 during the period. % is calculated as Quantity/Base number*100

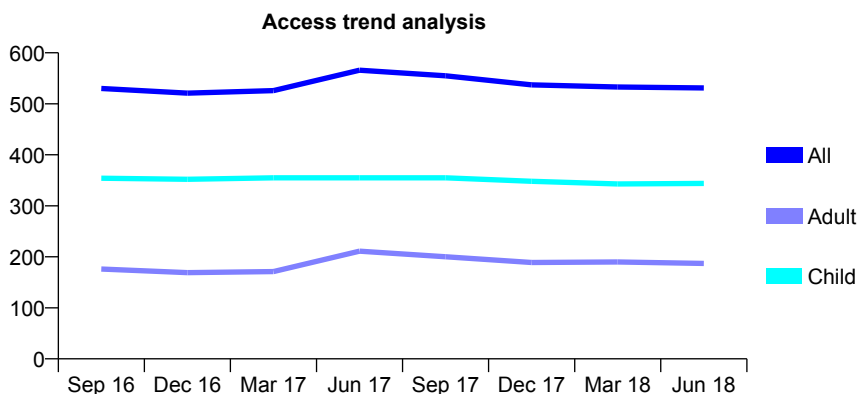
Q63 - Vital Signs At a Glance Contract Report for 331228/0001 - June 2018

Name or company name	MR S PATEL
Contract type name	GDS Contract
Purpose of contract	General
Contract start date	01/04/2006
Contract end date	

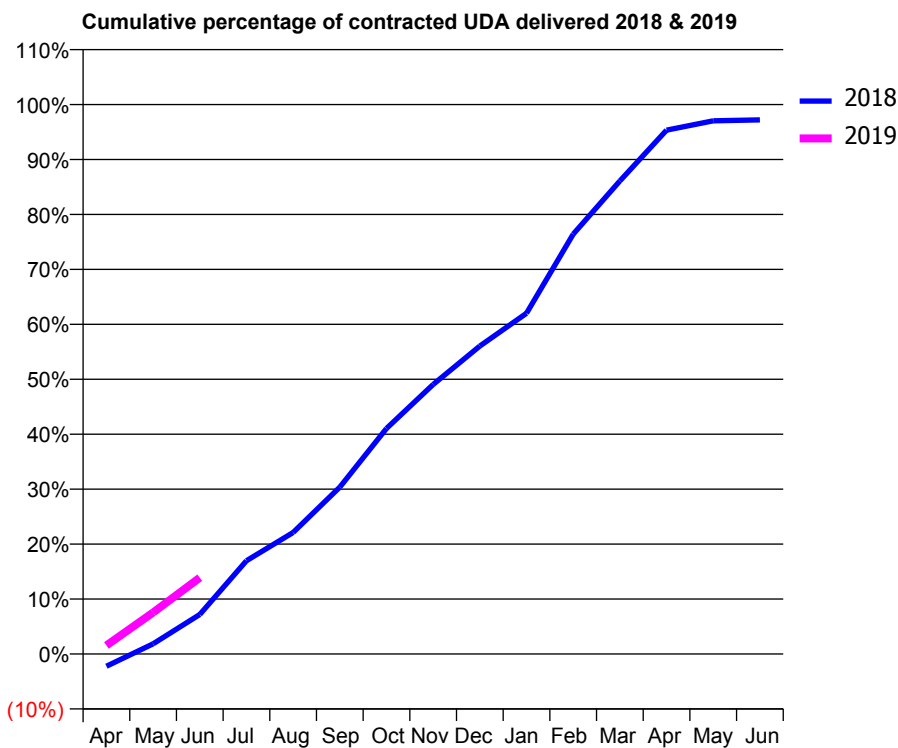
18/19 Contracted general activity (UDA)	1,155
Carry forward general activity (UDA)	0
18/19 Contracted orthodontic activity (UOA)	0
Carry forward orthodontic activity (UOA)	0
Baseline contract value	£29,585.83

ACCESS*

Patients seen in 24 months	Total	Change since previous quarter
Quarter ending June 2017	566	
Quarter ending September 2017	555	↓
Quarter ending December 2017	537	↓
Quarter ending March 2018	533	→
Quarter ending June 2018	531	→
Variance since June 2017	(6.2%)	↓



ACTIVITY



Month	Adjusted Scheduled Activity (UDA)	
	2018	2019
April	-26	18
May	21	87
June	83	160
July	196	
August	255	
September	351	
October	474	
November	567	
December	647	
January	716	
February	883	
March	994	
April	1,101	
May	1,121	
June	1,123	

QUALITY

	Quantity	Base Number	Contract	AT	Region	England
% of FP17s for the same patient ID Re-attending within 3 months - Children	10	125	8.0%	9.8%	11.5%	11.5%
% of FP17s for the same patient ID Re-attending within 3 months - Adults	7	36	19.4%	15.4%	16.6%	15.4%
% of FP17s for the same patient ID Re-attending between 3 & 9 months - Children	53	125	42.4%	49.2%	48.8%	58.9%
% of FP17s for the same patient ID Re-attending between 3 & 9 months - Adults	14	36	38.9%	39.1%	39.3%	51.6%
% of FP17s for Band 1 Urgent Courses	2	88	2.3%	10.0%	10.6%	8.9%
% of FP17s Relating to Free Repair or Replacements	0	88	0.0%	0.6%	0.5%	0.8%
% of FP17s Relating to Continuations	1	88	1.1%	0.9%	0.7%	0.9%
% of Patients satisfied with the dentistry they have received	1	1	N/A	91.6%	90.4%	93.2%
% of Patients satisfied with the time they had to wait for an appointment	1	1	N/A	88.0%	85.3%	88.8%

* This is based on patients treated on this contract for their most recent course of treatment. Figures in italics indicate the base number of FP17s or Patient Questionnaire responses are less than 100. N/A is shown where the base number of responses is less than 10 during the period. % is calculated as Quantity/Base number*100

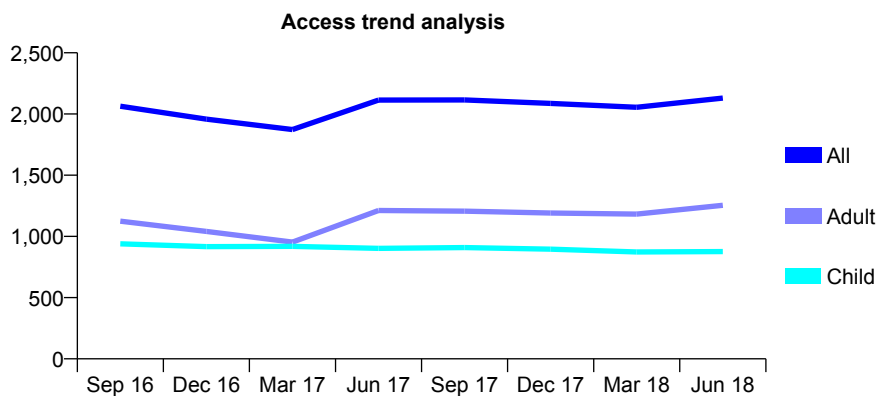
Q63 - Vital Signs At a Glance Contract Report for 331228/0002 - June 2018

Name or company name	MR S PATEL
Contract type name	GDS Contract
Purpose of contract	General
Contract start date	01/04/2006
Contract end date	

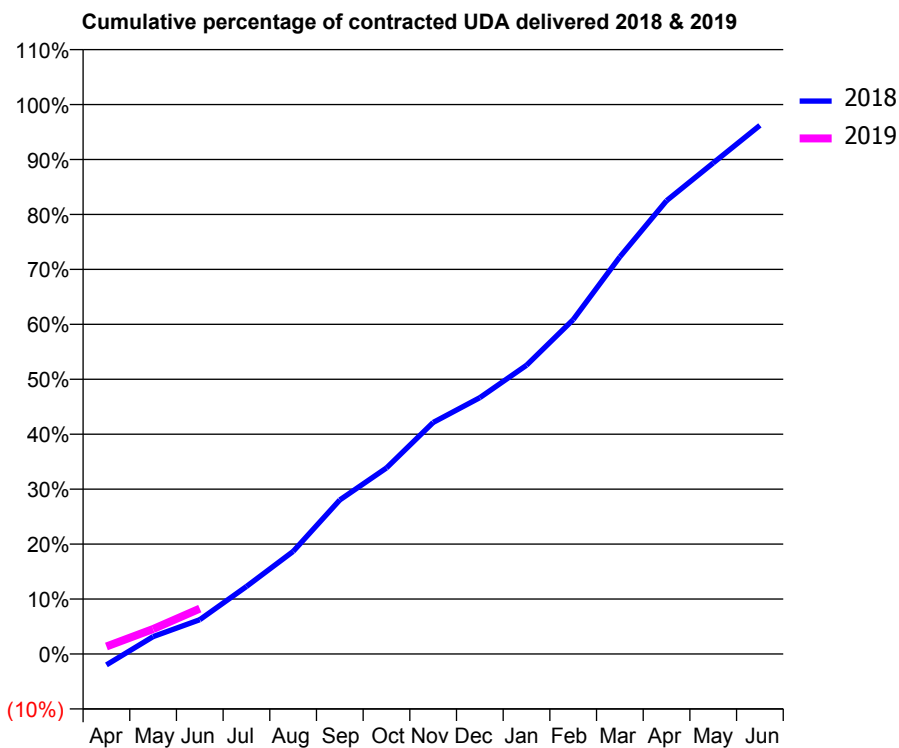
18/19 Contracted general activity (UDA)	5,250
Carry forward general activity (UDA)	0
18/19 Contracted orthodontic activity (UOA)	0
Carry forward orthodontic activity (UOA)	0
Baseline contract value	£124,412.65

ACCESS*

Patients seen in 24 months	Total	Change since previous quarter
Quarter ending June 2017	2,114	
Quarter ending September 2017	2,115	→
Quarter ending December 2017	2,087	↓
Quarter ending March 2018	2,055	↓
Quarter ending June 2018	2,130	↑
Variance since June 2017	0.8%	→



ACTIVITY



Adjusted Scheduled Activity (UDA)		
Month	2018	2019
April	-106	71
May	166	238
June	328	434
July	645	
August	980	
September	1,472	
October	1,778	
November	2,212	
December	2,450	
January	2,758	
February	3,194	
March	3,795	
April	4,331	
May	4,691	
June	5,050	

QUALITY

	Quantity	Base Number	Contract	AT	Region	England
% of FP17s for the same patient ID Re-attending within 3 months - Children	23	280	8.2%	9.8%	11.5%	11.5%
% of FP17s for the same patient ID Re-attending within 3 months - Adults	44	518	8.5%	15.4%	16.6%	15.4%
% of FP17s for the same patient ID Re-attending between 3 & 9 months - Children	145	280	51.8%	49.2%	48.8%	58.9%
% of FP17s for the same patient ID Re-attending between 3 & 9 months - Adults	127	518	24.5%	39.1%	39.3%	51.6%
% of FP17s for Band 1 Urgent Courses	19	249	7.6%	10.0%	10.6%	8.9%
% of FP17s Relating to Free Repair or Replacements	1	249	0.4%	0.6%	0.5%	0.8%
% of FP17s Relating to Continuations	0	249	0.0%	0.9%	0.7%	0.9%
% of Patients satisfied with the dentistry they have received	2	2	N/A	91.6%	90.4%	93.2%
% of Patients satisfied with the time they had to wait for an appointment	2	2	N/A	88.0%	85.3%	88.8%

* This is based on patients treated on this contract for their most recent course of treatment. Figures in italics indicate the base number of FP17s or Patient Questionnaire responses are less than 100. N/A is shown where the base number of responses is less than 10 during the period. % is calculated as Quantity/Base number*100

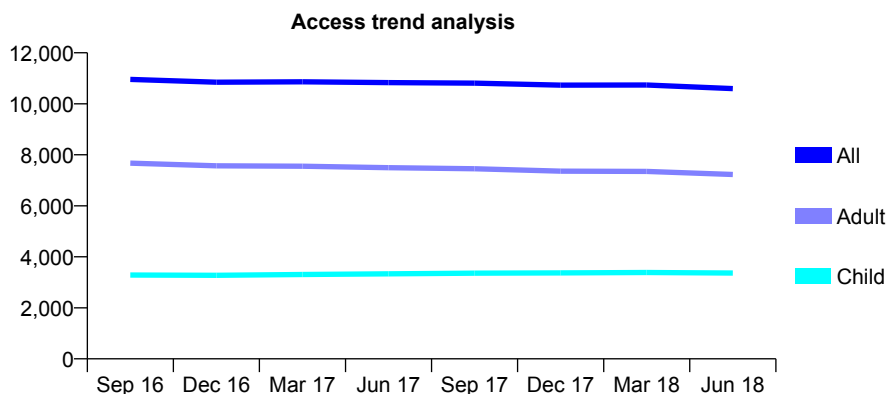
Q63 - Vital Signs At a Glance Contract Report for 331732/0001 - June 2018

Name or company name	MR M HATIMI
Contract type name	GDS Contract
Purpose of contract	General
Contract start date	01/04/2006
Contract end date	

18/19 Contracted general activity (UDA)	30,000
Carry forward general activity (UDA)	0
18/19 Contracted orthodontic activity (UOA)	0
Carry forward orthodontic activity (UOA)	0
Baseline contract value	£824,894.22

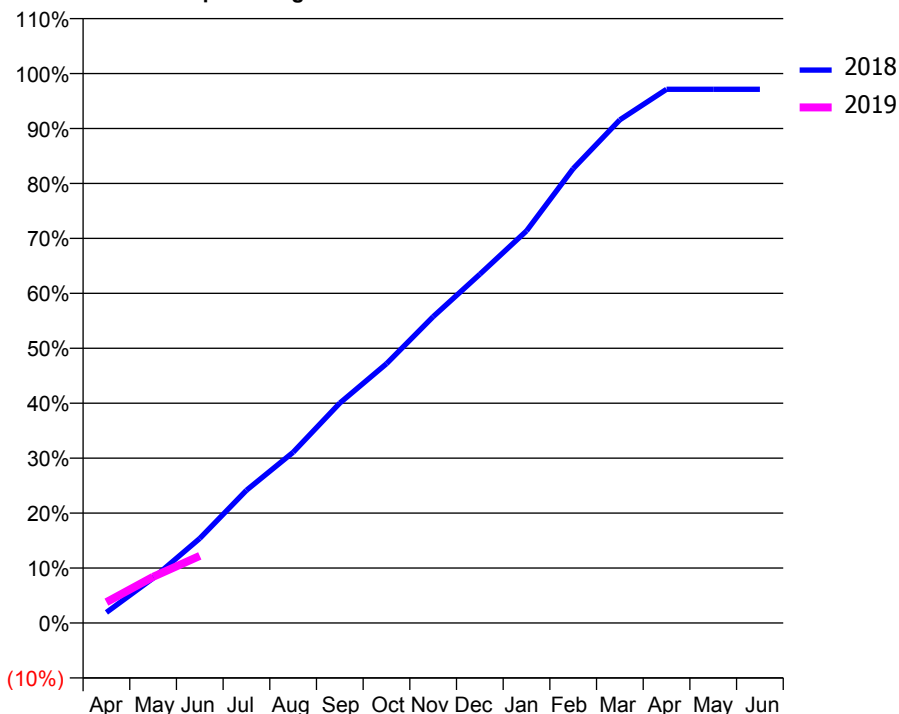
ACCESS*

Patients seen in 24 months	Total	Change since previous quarter
Quarter ending June 2017	10,830	
Quarter ending September 2017	10,813	→
Quarter ending December 2017	10,733	→
Quarter ending March 2018	10,735	→
Quarter ending June 2018	10,594	↓
Variance since June 2017	(2.2%)	↓



ACTIVITY

Cumulative percentage of contracted UDA delivered 2018 & 2019



Month	Adjusted Scheduled Activity (UDA)	
	2018	2019
April	582	1,137
May	2,451	2,525
June	4,621	3,663
July	7,247	
August	9,321	
September	12,007	
October	14,153	
November	16,725	
December	19,043	
January	21,406	
February	24,807	
March	27,468	
April	29,139	
May	29,137	
June	29,137	

QUALITY

	Quantity	Base Number	Contract	AT	Region	England
% of FP17s for the same patient ID Re-attending within 3 months - Children	48	723	6.6%	9.8%	11.5%	11.5%
% of FP17s for the same patient ID Re-attending within 3 months - Adults	265	1,533	17.3%	15.4%	16.6%	15.4%
% of FP17s for the same patient ID Re-attending between 3 & 9 months - Children	363	723	50.2%	49.2%	48.8%	58.9%
% of FP17s for the same patient ID Re-attending between 3 & 9 months - Adults	548	1,533	35.7%	39.1%	39.3%	51.6%
% of FP17s for Band 1 Urgent Courses	305	1,743	17.5%	10.0%	10.6%	8.9%
% of FP17s Relating to Free Repair or Replacements	9	1,743	0.5%	0.6%	0.5%	0.8%
% of FP17s Relating to Continuations	5	1,743	0.3%	0.9%	0.7%	0.9%
% of Patients satisfied with the dentistry they have received	0	1	N/A	91.6%	90.4%	93.2%
% of Patients satisfied with the time they had to wait for an appointment	1	1	N/A	88.0%	85.3%	88.8%

* This is based on patients treated on this contract for their most recent course of treatment. Figures in italics indicate the base number of FP17s or Patient Questionnaire responses are less than 100. N/A is shown where the base number of responses is less than 10 during the period. % is calculated as Quantity/Base number*100

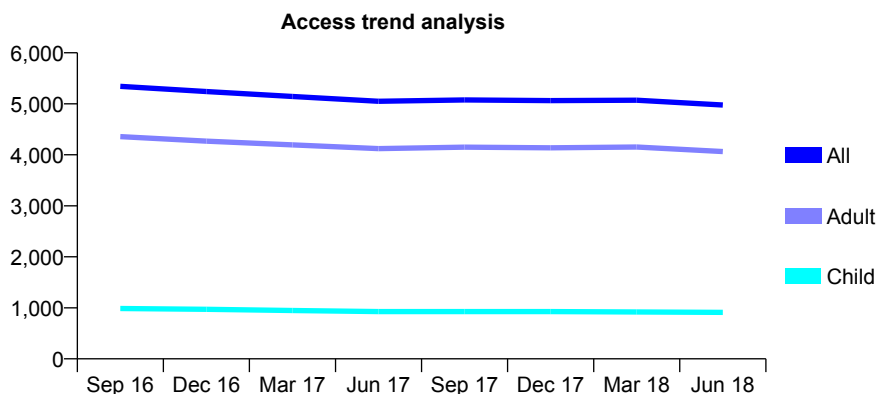
Q63 - Vital Signs At a Glance Contract Report for 332577/0001 - June 2018

Name or company name	MRS P DJAN
Contract type name	GDS Contract
Purpose of contract	General
Contract start date	01/04/2006
Contract end date	

18/19 Contracted general activity (UDA)	21,167
Carry forward general activity (UDA)	0
18/19 Contracted orthodontic activity (UOA)	0
Carry forward orthodontic activity (UOA)	0
Baseline contract value	£739,186.47

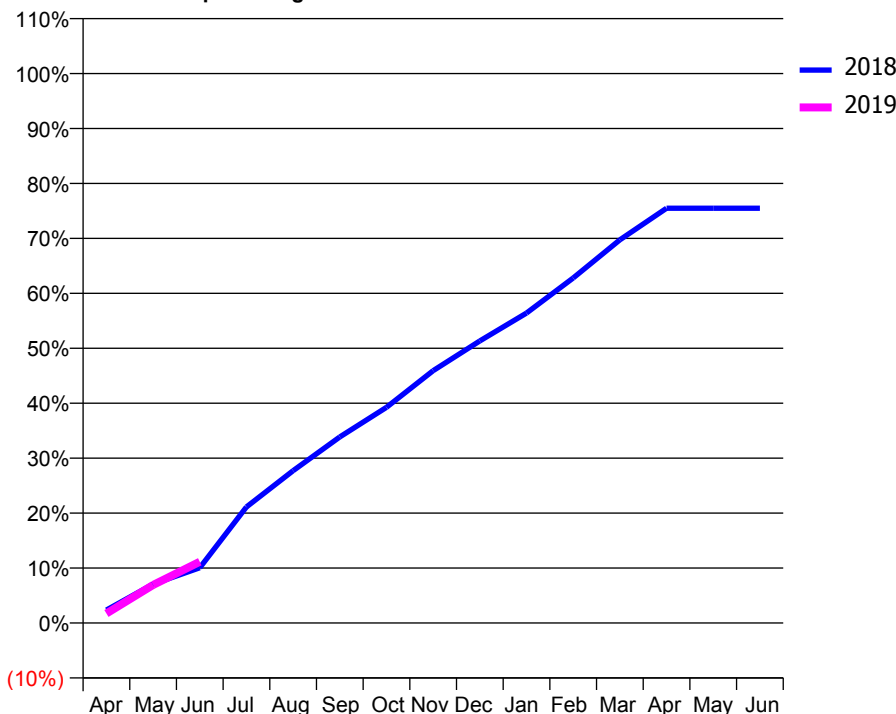
ACCESS*

Patients seen in 24 months	Total	Change since previous quarter
Quarter ending June 2017	5,050	
Quarter ending September 2017	5,076	→
Quarter ending December 2017	5,064	→
Quarter ending March 2018	5,070	→
Quarter ending June 2018	4,976	↓
Variance since June 2017	(1.5%)	↓



ACTIVITY

Cumulative percentage of contracted UDA delivered 2018 & 2019



Adjusted Scheduled Activity (UDA)

Month	2018	2019
April	501	367
May	1,498	1,468
June	2,131	2,360
July	4,470	
August	5,868	
September	7,167	
October	8,309	
November	9,719	
December	10,866	
January	11,938	
February	13,293	
March	14,758	
April	15,979	
May	15,979	
June	15,979	

QUALITY

	Quantity	Base Number	Contract	AT	Region	England
% of FP17s for the same patient ID Re-attending within 3 months - Children	13	273	4.8%	9.8%	11.5%	11.5%
% of FP17s for the same patient ID Re-attending within 3 months - Adults	164	1,187	13.8%	15.4%	16.6%	15.4%
% of FP17s for the same patient ID Re-attending between 3 & 9 months - Children	145	273	53.1%	49.2%	48.8%	58.9%
% of FP17s for the same patient ID Re-attending between 3 & 9 months - Adults	621	1,187	52.3%	39.1%	39.3%	51.6%
% of FP17s for Band 1 Urgent Courses	111	1,132	9.8%	10.0%	10.6%	8.9%
% of FP17s Relating to Free Repair or Replacements	14	1,132	1.2%	0.6%	0.5%	0.8%
% of FP17s Relating to Continuations	1	1,132	0.1%	0.9%	0.7%	0.9%
% of Patients satisfied with the dentistry they have received	5	5	N/A	91.6%	90.4%	93.2%
% of Patients satisfied with the time they had to wait for an appointment	4	5	N/A	88.0%	85.3%	88.8%

* This is based on patients treated on this contract for their most recent course of treatment. Figures in italics indicate the base number of FP17s or Patient Questionnaire responses are less than 100. N/A is shown where the base number of responses is less than 10 during the period. % is calculated as Quantity/Base number*100

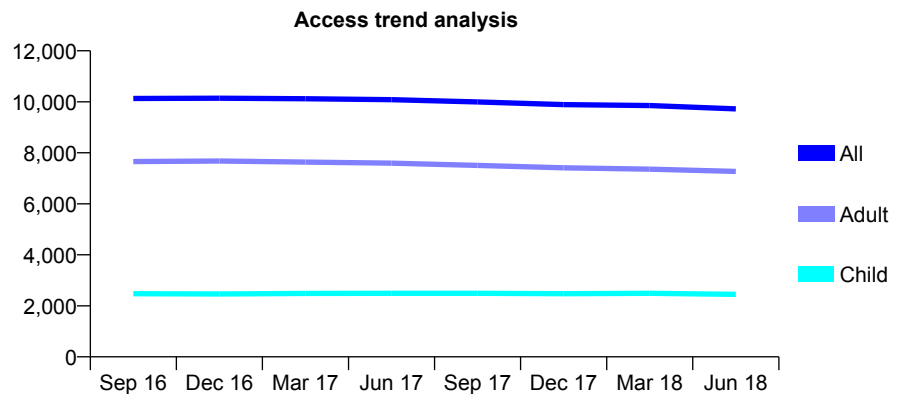
Q63 - Vital Signs At a Glance Contract Report for 333182/0001 - June 2018

Name or company name	MR K TSE
Contract type name	GDS Contract
Purpose of contract	General
Contract start date	01/04/2006
Contract end date	

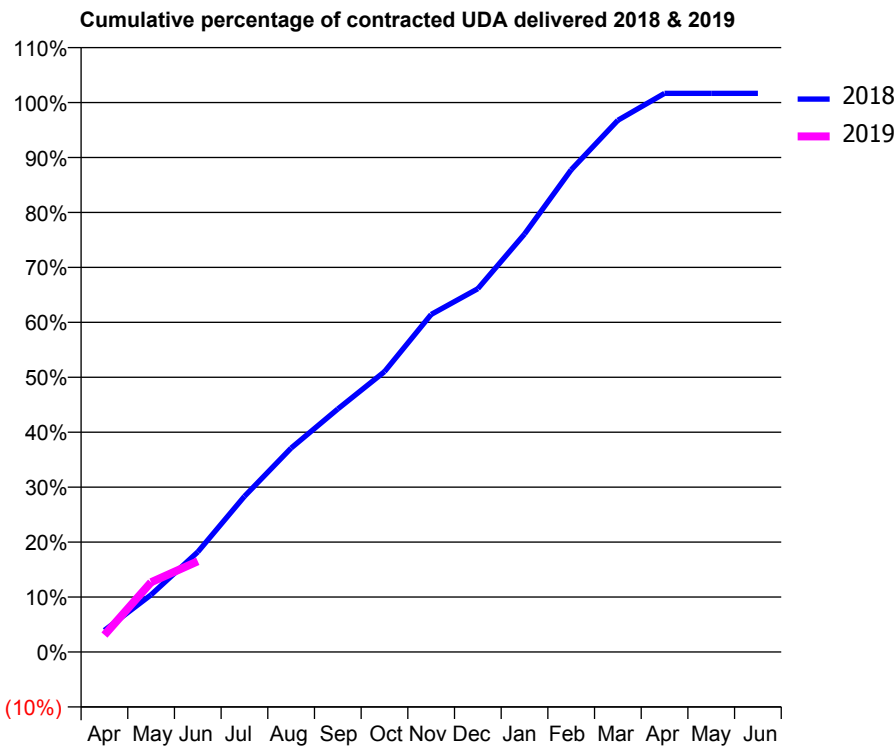
18/19 Contracted general activity (UDA)	26,383
Carry forward general activity (UDA)	0
18/19 Contracted orthodontic activity (UOA)	0
Carry forward orthodontic activity (UOA)	0
Baseline contract value	£696,353.76

ACCESS*

Patients seen in 24 months	Total	Change since previous quarter
Quarter ending June 2017	10,084	
Quarter ending September 2017	9,995	→
Quarter ending December 2017	9,888	↓
Quarter ending March 2018	9,853	→
Quarter ending June 2018	9,724	↓
Variance since June 2017	(3.6%)	↓



ACTIVITY



Adjusted Scheduled Activity (UDA)		
Month	2018	2019
April	1,043	816
May	2,747	3,351
June	4,808	4,357
July	7,473	
August	9,795	
September	11,670	
October	13,461	
November	16,210	
December	17,440	
January	20,066	
February	23,156	
March	25,531	
April	26,825	
May	26,823	
June	26,822	

QUALITY

	Quantity	Base Number	Contract	AT	Region	England
% of FP17s for the same patient ID Re-attending within 3 months - Children	56	870	6.4%	9.8%	11.5%	11.5%
% of FP17s for the same patient ID Re-attending within 3 months - Adults	227	2,183	10.4%	15.4%	16.6%	15.4%
% of FP17s for the same patient ID Re-attending between 3 & 9 months - Children	629	870	72.3%	49.2%	48.8%	58.9%
% of FP17s for the same patient ID Re-attending between 3 & 9 months - Adults	1,263	2,183	57.9%	39.1%	39.3%	51.6%
% of FP17s for Band 1 Urgent Courses	85	2,470	3.4%	10.0%	10.6%	8.9%
% of FP17s Relating to Free Repair or Replacements	29	2,470	1.2%	0.6%	0.5%	0.8%
% of FP17s Relating to Continuations	19	2,470	0.8%	0.9%	0.7%	0.9%
% of Patients satisfied with the dentistry they have received	5	5	N/A	91.6%	90.4%	93.2%
% of Patients satisfied with the time they had to wait for an appointment	5	5	N/A	88.0%	85.3%	88.8%

* This is based on patients treated on this contract for their most recent course of treatment. Figures in italics indicate the base number of FP17s or Patient Questionnaire responses are less than 100. N/A is shown where the base number of responses is less than 10 during the period. % is calculated as Quantity/Base number*100

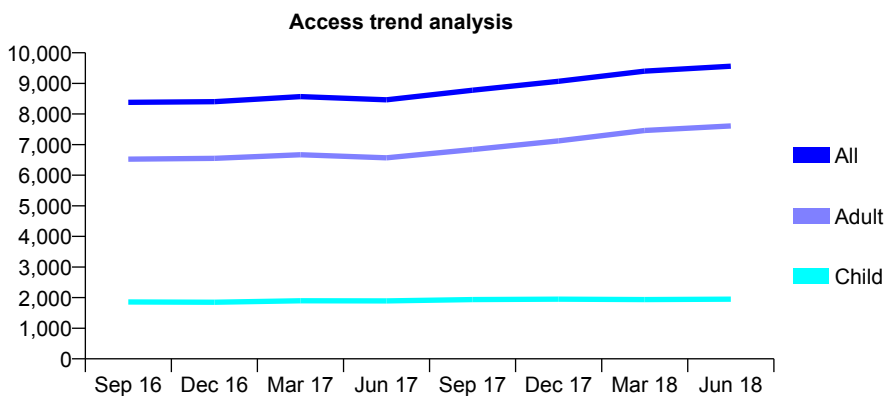
Q63 - Vital Signs At a Glance Contract Report for 334626/0001 - June 2018

Name or company name	MR KS CHANDRAN
Contract type name	GDS Contract
Purpose of contract	General
Contract start date	01/04/2009
Contract end date	

18/19 Contracted general activity (UDA)	29,500
Carry forward general activity (UDA)	0
18/19 Contracted orthodontic activity (UOA)	0
Carry forward orthodontic activity (UOA)	0
Baseline contract value	£858,607.23

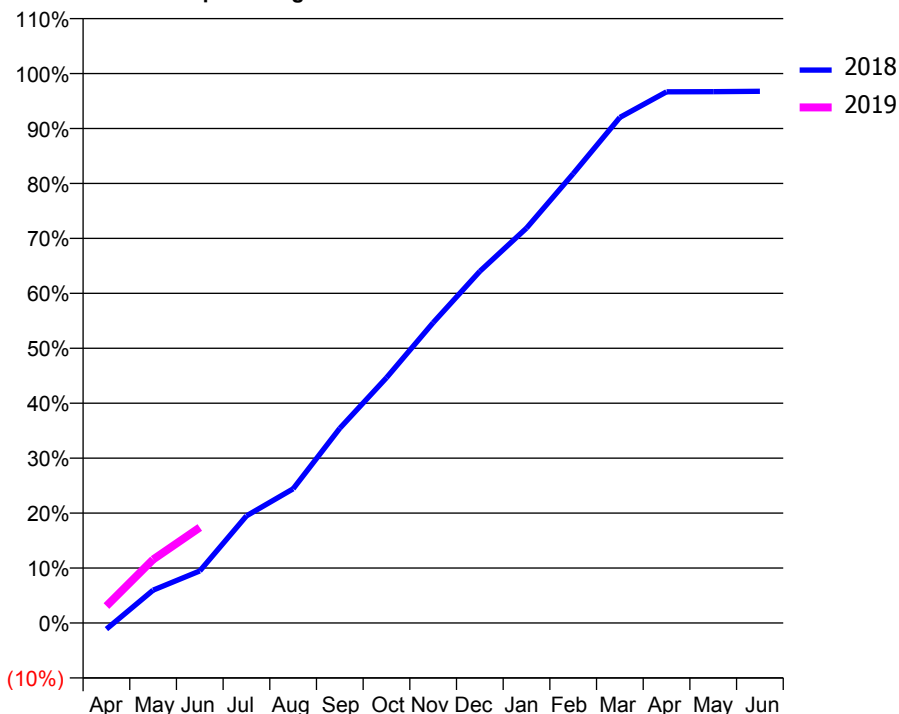
ACCESS*

Patients seen in 24 months	Total	Change since previous quarter
Quarter ending June 2017	8,463	
Quarter ending September 2017	8,776	↑
Quarter ending December 2017	9,070	↑
Quarter ending March 2018	9,400	↑
Quarter ending June 2018	9,561	→
Variance since June 2017	13.0%	↑



ACTIVITY

Cumulative percentage of contracted UDA delivered 2018 & 2019



Month	Adjusted Scheduled Activity (UDA)	
	2018	2019
April	-334	912
May	1,768	3,412
June	2,794	5,126
July	5,752	
August	7,203	
September	10,457	
October	13,168	
November	16,125	
December	18,878	
January	21,199	
February	24,118	
March	27,141	
April	28,520	
May	28,525	
June	28,542	

QUALITY

	Quantity	Base Number	Contract	AT	Region	England
% of FP17s for the same patient ID Re-attending within 3 months - Children	37	403	9.2%	9.8%	11.5%	11.5%
% of FP17s for the same patient ID Re-attending within 3 months - Adults	214	1,534	14.0%	15.4%	16.6%	15.4%
% of FP17s for the same patient ID Re-attending between 3 & 9 months - Children	173	403	42.9%	49.2%	48.8%	58.9%
% of FP17s for the same patient ID Re-attending between 3 & 9 months - Adults	409	1,534	26.7%	39.1%	39.3%	51.6%
% of FP17s for Band 1 Urgent Courses	232	1,588	14.6%	10.0%	10.6%	8.9%
% of FP17s Relating to Free Repair or Replacements	20	1,588	1.3%	0.6%	0.5%	0.8%
% of FP17s Relating to Continuations	7	1,588	0.4%	0.9%	0.7%	0.9%
% of Patients satisfied with the dentistry they have received	7	7	N/A	91.6%	90.4%	93.2%
% of Patients satisfied with the time they had to wait for an appointment	7	7	N/A	88.0%	85.3%	88.8%

* This is based on patients treated on this contract for their most recent course of treatment. Figures in italics indicate the base number of FP17s or Patient Questionnaire responses are less than 100. N/A is shown where the base number of responses is less than 10 during the period. % is calculated as Quantity/Base number*100

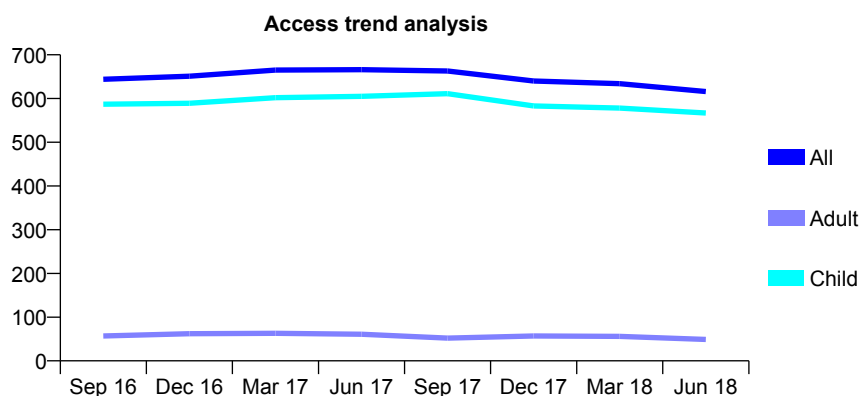
Q63 - Vital Signs At a Glance Contract Report for 335223/0001 - June 2018

Name or company name	MISS LJ LYNCH
Contract type name	GDS Contract
Purpose of contract	General
Contract start date	01/04/2006
Contract end date	

18/19 Contracted general activity (UDA)	950
Carry forward general activity (UDA)	0
18/19 Contracted orthodontic activity (UOA)	0
Carry forward orthodontic activity (UOA)	0
Baseline contract value	£21,210.54

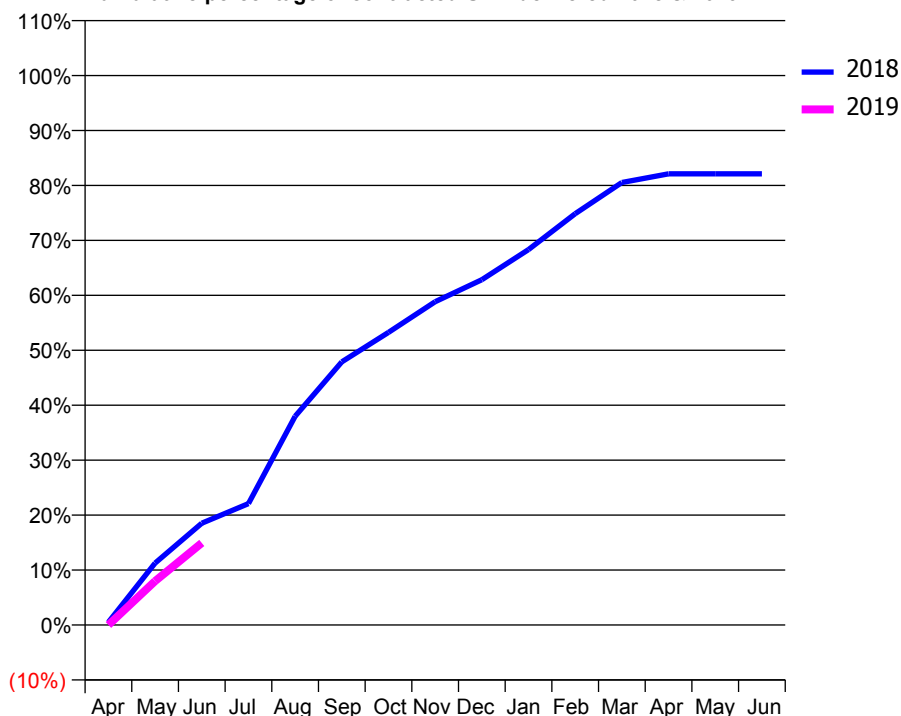
ACCESS*

Patients seen in 24 months	Total	Change since previous quarter
Quarter ending June 2017	666	
Quarter ending September 2017	663	→
Quarter ending December 2017	640	↓
Quarter ending March 2018	634	→
Quarter ending June 2018	616	↓
Variance since June 2017	(7.5%)	↓



ACTIVITY

Cumulative percentage of contracted UDA delivered 2018 & 2019



Adjusted Scheduled Activity (UDA)

Month	2018	2019
April	5	0
May	107	76
June	176	142
July	210	
August	361	
September	455	
October	506	
November	559	
December	597	
January	649	
February	711	
March	765	
April	780	
May	780	
June	780	

QUALITY

	Quantity	Base Number	Contract	AT	Region	England
% of FP17s for the same patient ID Re-attending within 3 months - Children	2	98	2.0%	9.8%	11.5%	11.5%
% of FP17s for the same patient ID Re-attending within 3 months - Adults	2	7	28.6%	15.4%	16.6%	15.4%
% of FP17s for the same patient ID Re-attending between 3 & 9 months - Children	17	98	17.3%	49.2%	48.8%	58.9%
% of FP17s for the same patient ID Re-attending between 3 & 9 months - Adults	2	7	28.6%	39.1%	39.3%	51.6%
% of FP17s for Band 1 Urgent Courses	0	92	0.0%	10.0%	10.6%	8.9%
% of FP17s Relating to Free Repair or Replacements	0	92	0.0%	0.6%	0.5%	0.8%
% of FP17s Relating to Continuations	0	92	0.0%	0.9%	0.7%	0.9%
% of Patients satisfied with the dentistry they have received	0	0	N/A	91.6%	90.4%	93.2%
% of Patients satisfied with the time they had to wait for an appointment	0	0	N/A	88.0%	85.3%	88.8%

* This is based on patients treated on this contract for their most recent course of treatment. Figures in italics indicate the base number of FP17s or Patient Questionnaire responses are less than 100. N/A is shown where the base number of responses is less than 10 during the period. % is calculated as Quantity/Base number*100

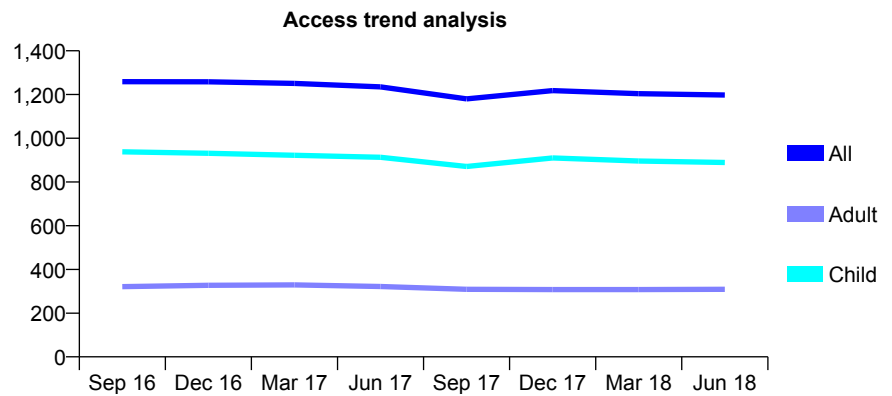
Q63 - Vital Signs At a Glance Contract Report for 335282/0001 - June 2018

Name or company name	MR SB PATEL
Contract type name	GDS Contract
Purpose of contract	General
Contract start date	01/06/2008
Contract end date	

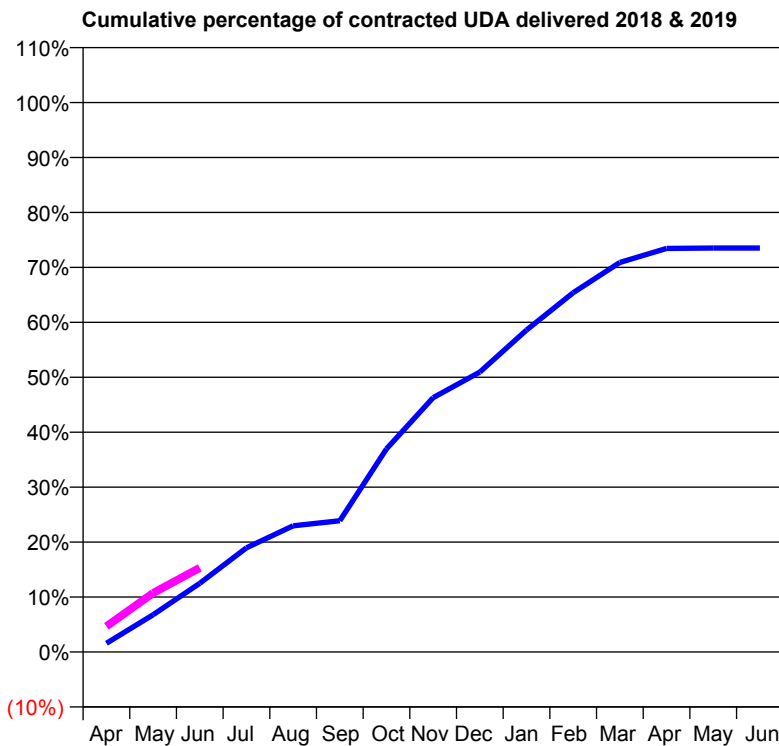
18/19 Contracted general activity (UDA)	2,750
Carry forward general activity (UDA)	0
18/19 Contracted orthodontic activity (UOA)	0
Carry forward orthodontic activity (UOA)	0
Baseline contract value	£58,770.37

ACCESS*

Patients seen in 24 months	Total	Change since previous quarter
Quarter ending June 2017	1,235	
Quarter ending September 2017	1,180	↓
Quarter ending December 2017	1,218	↑
Quarter ending March 2018	1,204	↓
Quarter ending June 2018	1,198	→
Variance since June 2017	(3.0%)	↓



ACTIVITY



Month	Adjusted Scheduled Activity (UDA)	
	2018	2019
April	44	128
May	186	295
June	344	422
July	521	
August	632	
September	657	
October	1,016	
November	1,273	
December	1,401	
January	1,611	
February	1,798	
March	1,950	
April	2,020	
May	2,022	
June	2,022	

QUALITY

	Quantity	Base Number	Contract	AT	Region	England
% of FP17s for the same patient ID Re-attending within 3 months - Children	15	316	4.7%	9.8%	11.5%	11.5%
% of FP17s for the same patient ID Re-attending within 3 months - Adults	3	56	5.4%	15.4%	16.6%	15.4%
% of FP17s for the same patient ID Re-attending between 3 & 9 months - Children	185	316	58.5%	49.2%	48.8%	58.9%
% of FP17s for the same patient ID Re-attending between 3 & 9 months - Adults	27	56	48.2%	39.1%	39.3%	51.6%
% of FP17s for Band 1 Urgent Courses	8	322	2.5%	10.0%	10.6%	8.9%
% of FP17s Relating to Free Repair or Replacements	0	322	0.0%	0.6%	0.5%	0.8%
% of FP17s Relating to Continuations	0	322	0.0%	0.9%	0.7%	0.9%
% of Patients satisfied with the dentistry they have received	0	0	N/A	91.6%	90.4%	93.2%
% of Patients satisfied with the time they had to wait for an appointment	0	0	N/A	88.0%	85.3%	88.8%

* This is based on patients treated on this contract for their most recent course of treatment. Figures in italics indicate the base number of FP17s or Patient Questionnaire responses are less than 100. N/A is shown where the base number of responses is less than 10 during the period. % is calculated as Quantity/Base number*100

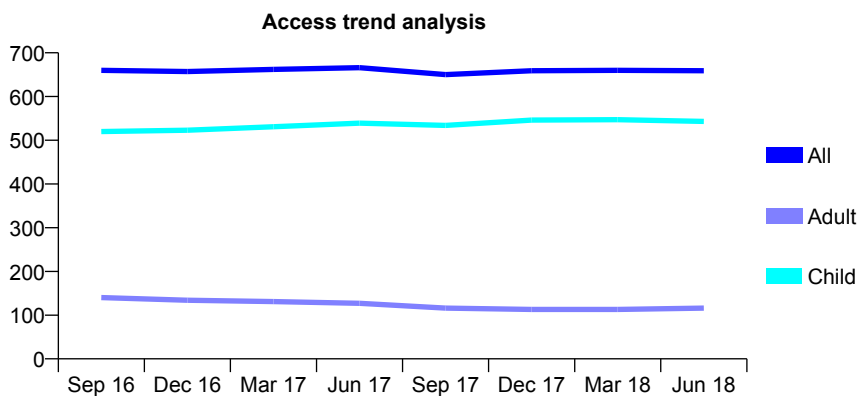
Q63 - Vital Signs At a Glance Contract Report for 336866/0001 - June 2018

Name or company name	MR MP O'BRIEN
Contract type name	GDS Contract
Purpose of contract	General
Contract start date	01/04/2006
Contract end date	

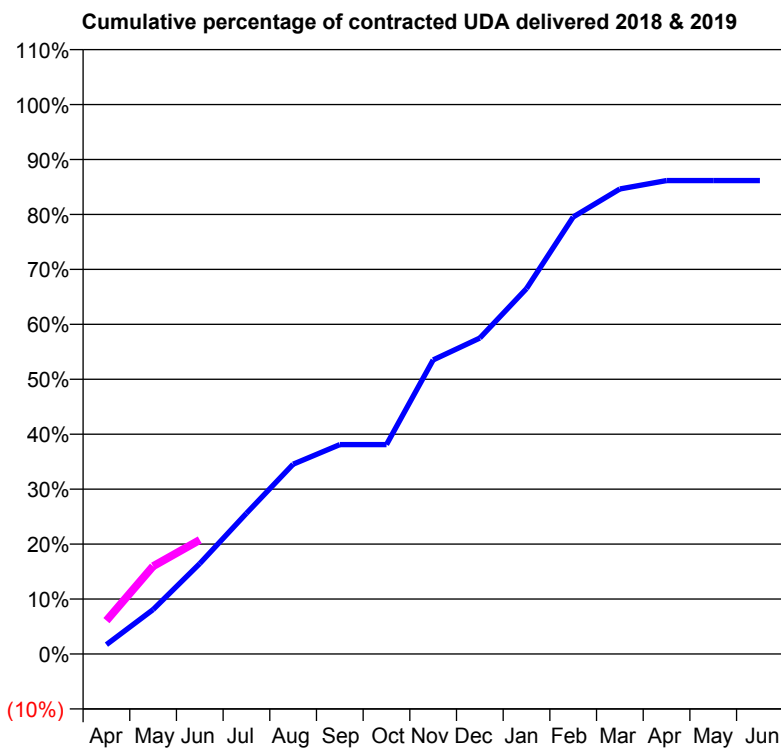
18/19 Contracted general activity (UDA)	1,235
Carry forward general activity (UDA)	0
18/19 Contracted orthodontic activity (UOA)	0
Carry forward orthodontic activity (UOA)	0
Baseline contract value	£27,073.74

ACCESS*

Patients seen in 24 months	Total	Change since previous quarter
Quarter ending June 2017	666	
Quarter ending September 2017	650	↓
Quarter ending December 2017	659	→
Quarter ending March 2018	660	→
Quarter ending June 2018	659	→
Variance since June 2017	(1.1%)	↓



ACTIVITY



Month	Adjusted Scheduled Activity (UDA)	
	2018	2019
April	21	75
May	100	197
June	203	256
July	316	
August	427	
September	471	
October	471	
November	661	
December	710	
January	821	
February	982	
March	1,045	
April	1,064	
May	1,064	
June	1,064	

QUALITY

	Quantity	Base Number	Contract	AT	Region	England
% of FP17s for the same patient ID Re-attending within 3 months - Children	7	194	3.6%	9.8%	11.5%	11.5%
% of FP17s for the same patient ID Re-attending within 3 months - Adults	1	16	6.3%	15.4%	16.6%	15.4%
% of FP17s for the same patient ID Re-attending between 3 & 9 months - Children	138	194	71.1%	49.2%	48.8%	58.9%
% of FP17s for the same patient ID Re-attending between 3 & 9 months - Adults	8	16	50.0%	39.1%	39.3%	51.6%
% of FP17s for Band 1 Urgent Courses	2	196	1.0%	10.0%	10.6%	8.9%
% of FP17s Relating to Free Repair or Replacements	0	196	0.0%	0.6%	0.5%	0.8%
% of FP17s Relating to Continuations	0	196	0.0%	0.9%	0.7%	0.9%
% of Patients satisfied with the dentistry they have received	0	0	N/A	91.6%	90.4%	93.2%
% of Patients satisfied with the time they had to wait for an appointment	0	0	N/A	88.0%	85.3%	88.8%

* This is based on patients treated on this contract for their most recent course of treatment. Figures in italics indicate the base number of FP17s or Patient Questionnaire responses are less than 100. N/A is shown where the base number of responses is less than 10 during the period. % is calculated as Quantity/Base number*100

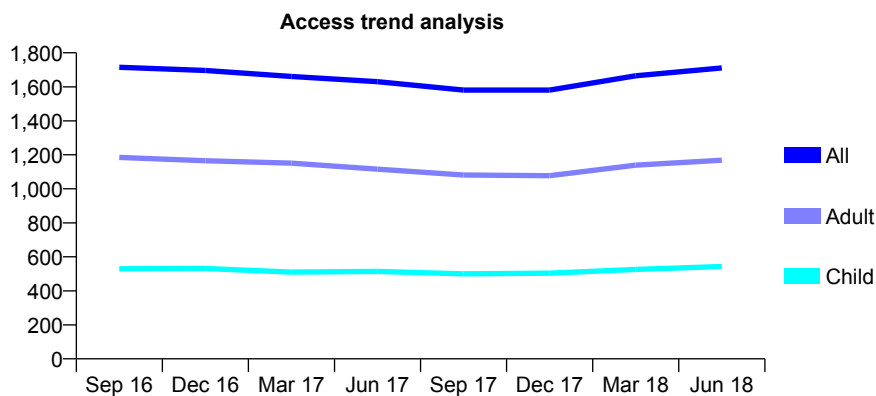
Q63 - Vital Signs At a Glance Contract Report for 337137/0001 - June 2018

Name or company name	MR G TSOLAKIDES
Contract type name	GDS Contract
Purpose of contract	General
Contract start date	01/04/2006
Contract end date	

18/19 Contracted general activity (UDA)	5,119
Carry forward general activity (UDA)	0
18/19 Contracted orthodontic activity (UOA)	0
Carry forward orthodontic activity (UOA)	0
Baseline contract value	£137,998.75

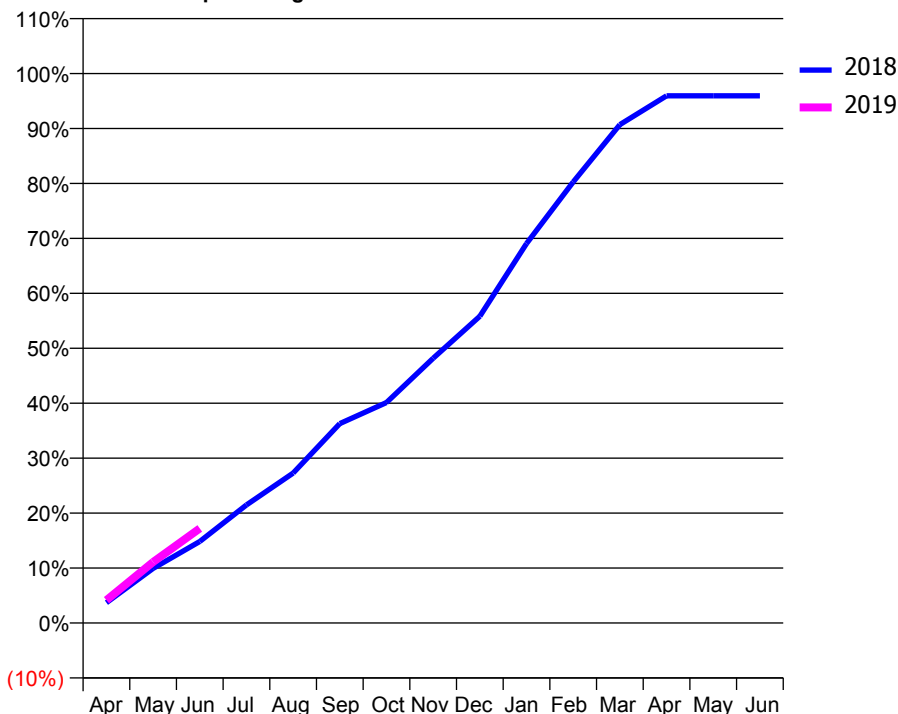
ACCESS*

Patients seen in 24 months	Total	Change since previous quarter
Quarter ending June 2017	1,630	
Quarter ending September 2017	1,581	↓
Quarter ending December 2017	1,581	→
Quarter ending March 2018	1,665	↑
Quarter ending June 2018	1,711	↑
Variance since June 2017	5.0%	↑



ACTIVITY

Cumulative percentage of contracted UDA delivered 2018 & 2019



Adjusted Scheduled Activity (UDA)

Month	2018	2019
April	190	213
May	509	569
June	760	882
July	1,101	
August	1,397	
September	1,857	
October	2,054	
November	2,466	
December	2,858	
January	3,535	
February	4,109	
March	4,642	
April	4,911	
May	4,911	
June	4,912	

QUALITY

	Quantity	Base Number	Contract	AT	Region	England
% of FP17s for the same patient ID Re-attending within 3 months - Children	11	185	5.9%	9.8%	11.5%	11.5%
% of FP17s for the same patient ID Re-attending within 3 months - Adults	32	272	11.8%	15.4%	16.6%	15.4%
% of FP17s for the same patient ID Re-attending between 3 & 9 months - Children	91	185	49.2%	49.2%	48.8%	58.9%
% of FP17s for the same patient ID Re-attending between 3 & 9 months - Adults	106	272	39.0%	39.1%	39.3%	51.6%
% of FP17s for Band 1 Urgent Courses	28	375	7.5%	10.0%	10.6%	8.9%
% of FP17s Relating to Free Repair or Replacements	0	375	0.0%	0.6%	0.5%	0.8%
% of FP17s Relating to Continuations	0	375	0.0%	0.9%	0.7%	0.9%
% of Patients satisfied with the dentistry they have received	1	1	N/A	91.6%	90.4%	93.2%
% of Patients satisfied with the time they had to wait for an appointment	0	1	N/A	88.0%	85.3%	88.8%

* This is based on patients treated on this contract for their most recent course of treatment. Figures in italics indicate the base number of FP17s or Patient Questionnaire responses are less than 100. N/A is shown where the base number of responses is less than 10 during the period. % is calculated as Quantity/Base number*100

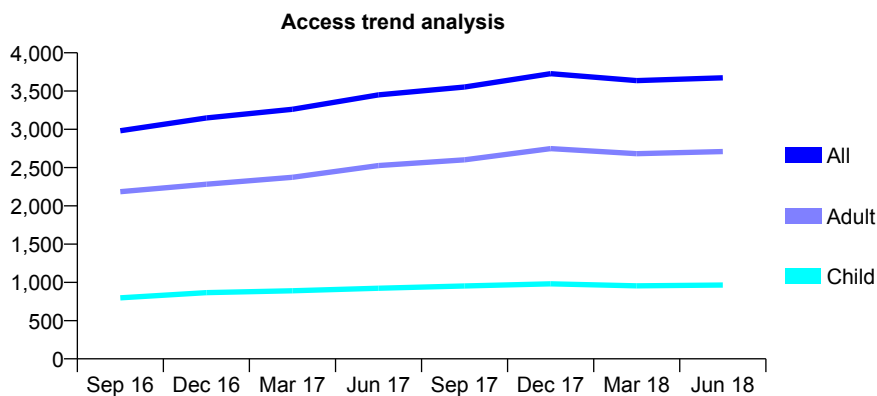
Q63 - Vital Signs At a Glance Contract Report for 337765/0002 - June 2018

Name or company name	MR SI YOUNG
Contract type name	GDS Contract
Purpose of contract	General
Contract start date	01/04/2006
Contract end date	

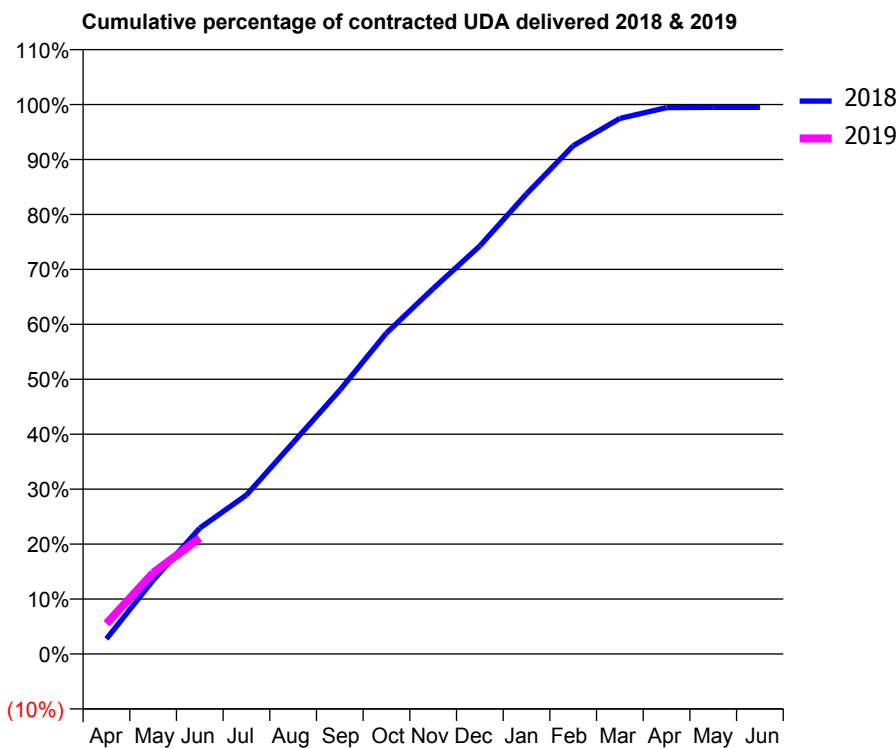
18/19 Contracted general activity (UDA)	10,500
Carry forward general activity (UDA)	0
18/19 Contracted orthodontic activity (UOA)	0
Carry forward orthodontic activity (UOA)	0
Baseline contract value	£262,106.11

ACCESS*

Patients seen in 24 months	Total	Change since previous quarter
Quarter ending June 2017	3,450	
Quarter ending September 2017	3,553	↑
Quarter ending December 2017	3,728	↑
Quarter ending March 2018	3,636	↓
Quarter ending June 2018	3,674	→
Variance since June 2017	6.5%	↑



ACTIVITY



Month	Adjusted Scheduled Activity (UDA)	
	2018	2019
April	290	582
May	1,410	1,554
June	2,407	2,217
July	3,038	
August	4,041	
September	5,042	
October	6,135	
November	6,982	
December	7,798	
January	8,792	
February	9,713	
March	10,233	
April	10,442	
May	10,446	
June	10,446	

QUALITY

	Quantity	Base Number	Contract	AT	Region	England
% of FP17s for the same patient ID Re-attending within 3 months - Children	16	257	6.2%	9.8%	11.5%	11.5%
% of FP17s for the same patient ID Re-attending within 3 months - Adults	108	697	15.5%	15.4%	16.6%	15.4%
% of FP17s for the same patient ID Re-attending between 3 & 9 months - Children	125	257	48.6%	49.2%	48.8%	58.9%
% of FP17s for the same patient ID Re-attending between 3 & 9 months - Adults	260	697	37.3%	39.1%	39.3%	51.6%
% of FP17s for Band 1 Urgent Courses	125	839	14.9%	10.0%	10.6%	8.9%
% of FP17s Relating to Free Repair or Replacements	0	839	0.0%	0.6%	0.5%	0.8%
% of FP17s Relating to Continuations	10	839	1.2%	0.9%	0.7%	0.9%
% of Patients satisfied with the dentistry they have received	0	0	N/A	91.6%	90.4%	93.2%
% of Patients satisfied with the time they had to wait for an appointment	0	0	N/A	88.0%	85.3%	88.8%

* This is based on patients treated on this contract for their most recent course of treatment. Figures in italics indicate the base number of FP17s or Patient Questionnaire responses are less than 100. N/A is shown where the base number of responses is less than 10 during the period. % is calculated as Quantity/Base number*100

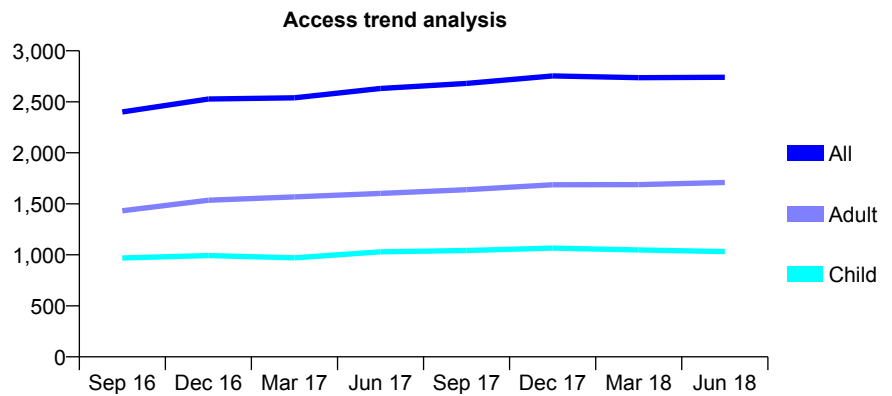
Q63 - Vital Signs At a Glance Contract Report for 338664/0001 - June 2018

Name or company name	MR MR POURREZA JORSHARI
Contract type name	GDS Contract
Purpose of contract	General
Contract start date	01/04/2006
Contract end date	

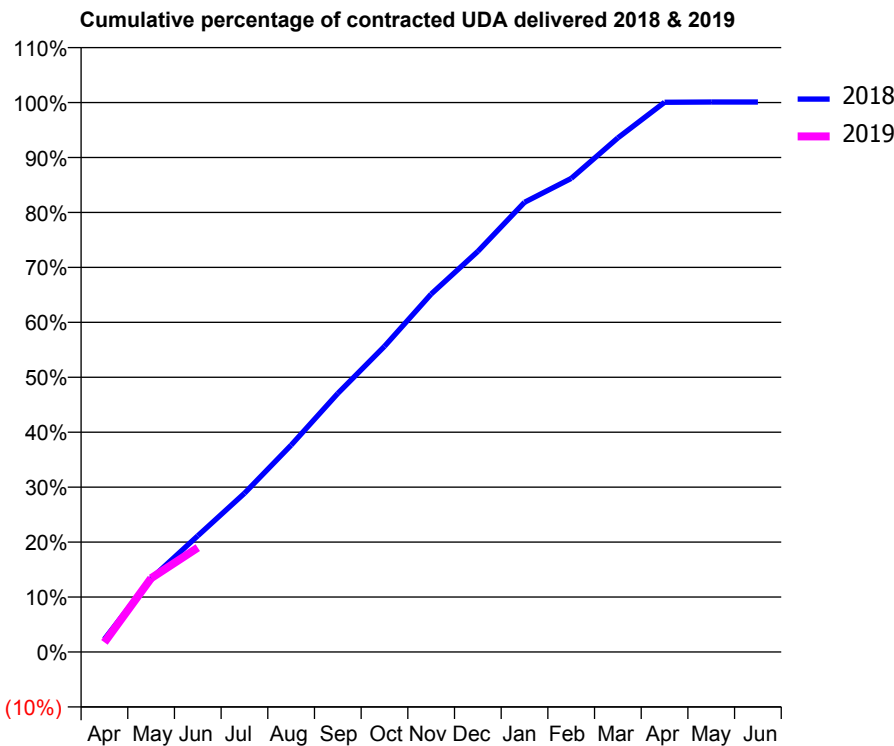
18/19 Contracted general activity (UDA)	6,890
Carry forward general activity (UDA)	0
18/19 Contracted orthodontic activity (UOA)	0
Carry forward orthodontic activity (UOA)	0
Baseline contract value	£219,770.13

ACCESS*

Patients seen in 24 months	Total	Change since previous quarter
Quarter ending June 2017	2,631	
Quarter ending September 2017	2,680	→
Quarter ending December 2017	2,753	↑
Quarter ending March 2018	2,736	→
Quarter ending June 2018	2,741	→
Variance since June 2017	4.2%	↑



ACTIVITY



Adjusted Scheduled Activity (UDA)		
Month	2018	2019
April	161	122
May	920	926
June	1,457	1,308
July	1,990	
August	2,594	
September	3,243	
October	3,834	
November	4,489	
December	5,023	
January	5,638	
February	5,938	
March	6,446	
April	6,892	
May	6,895	
June	6,895	

QUALITY

	Quantity	Base Number	Contract	AT	Region	England
% of FP17s for the same patient ID Re-attending within 3 months - Children	17	220	7.7%	9.8%	11.5%	11.5%
% of FP17s for the same patient ID Re-attending within 3 months - Adults	38	364	10.4%	15.4%	16.6%	15.4%
% of FP17s for the same patient ID Re-attending between 3 & 9 months - Children	67	220	30.5%	49.2%	48.8%	58.9%
% of FP17s for the same patient ID Re-attending between 3 & 9 months - Adults	71	364	19.5%	39.1%	39.3%	51.6%
% of FP17s for Band 1 Urgent Courses	56	437	12.8%	10.0%	10.6%	8.9%
% of FP17s Relating to Free Repair or Replacements	0	437	0.0%	0.6%	0.5%	0.8%
% of FP17s Relating to Continuations	1	437	0.2%	0.9%	0.7%	0.9%
% of Patients satisfied with the dentistry they have received	1	1	N/A	91.6%	90.4%	93.2%
% of Patients satisfied with the time they had to wait for an appointment	1	1	N/A	88.0%	85.3%	88.8%

* This is based on patients treated on this contract for their most recent course of treatment. Figures in italics indicate the base number of FP17s or Patient Questionnaire responses are less than 100. N/A is shown where the base number of responses is less than 10 during the period. % is calculated as Quantity/Base number*100

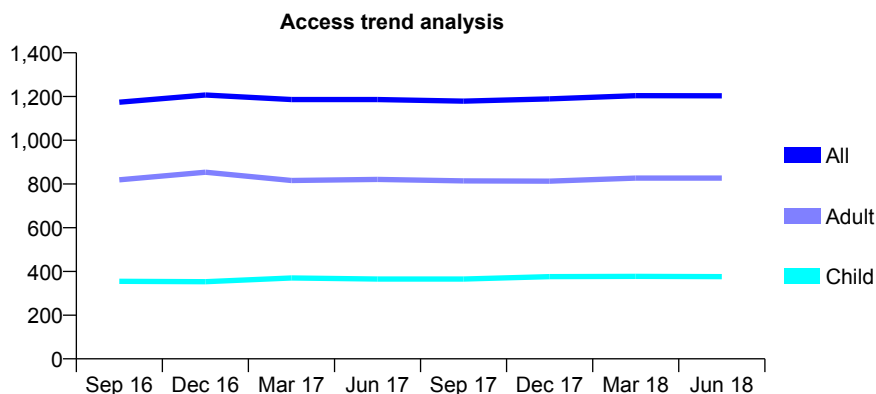
Q63 - Vital Signs At a Glance Contract Report for 338664/0002 - June 2018

Name or company name	MR MR POURREZA JORSHARI
Contract type name	GDS Contract
Purpose of contract	General
Contract start date	01/04/2006
Contract end date	

18/19 Contracted general activity (UDA)	3,547
Carry forward general activity (UDA)	0
18/19 Contracted orthodontic activity (UOA)	0
Carry forward orthodontic activity (UOA)	0
Baseline contract value	£112,565.84

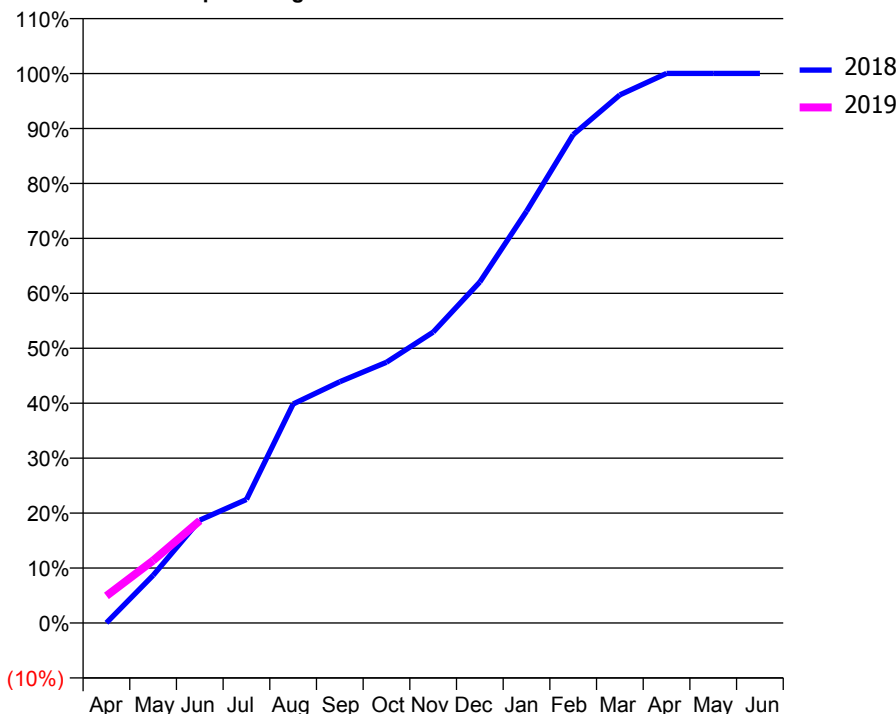
ACCESS*

Patients seen in 24 months	Total	Change since previous quarter
Quarter ending June 2017	1,186	
Quarter ending September 2017	1,179	→
Quarter ending December 2017	1,189	→
Quarter ending March 2018	1,204	→
Quarter ending June 2018	1,203	→
Variance since June 2017	1.4%	→



ACTIVITY

Cumulative percentage of contracted UDA delivered 2018 & 2019



Adjusted Scheduled Activity (UDA)

Month	2018	2019
April	1	175
May	308	403
June	664	661
July	797	
August	1,413	
September	1,557	
October	1,683	
November	1,878	
December	2,202	
January	2,658	
February	3,153	
March	3,409	
April	3,548	
May	3,548	
June	3,548	

QUALITY

	Quantity	Base Number	Contract	AT	Region	England
% of FP17s for the same patient ID Re-attending within 3 months - Children	4	70	5.7%	9.8%	11.5%	11.5%
% of FP17s for the same patient ID Re-attending within 3 months - Adults	25	203	12.3%	15.4%	16.6%	15.4%
% of FP17s for the same patient ID Re-attending between 3 & 9 months - Children	32	70	45.7%	49.2%	48.8%	58.9%
% of FP17s for the same patient ID Re-attending between 3 & 9 months - Adults	52	203	25.6%	39.1%	39.3%	51.6%
% of FP17s for Band 1 Urgent Courses	9	225	4.0%	10.0%	10.6%	8.9%
% of FP17s Relating to Free Repair or Replacements	1	225	0.4%	0.6%	0.5%	0.8%
% of FP17s Relating to Continuations	3	225	1.3%	0.9%	0.7%	0.9%
% of Patients satisfied with the dentistry they have received	1	1	N/A	91.6%	90.4%	93.2%
% of Patients satisfied with the time they had to wait for an appointment	1	1	N/A	88.0%	85.3%	88.8%

* This is based on patients treated on this contract for their most recent course of treatment. Figures in italics indicate the base number of FP17s or Patient Questionnaire responses are less than 100. N/A is shown where the base number of responses is less than 10 during the period. % is calculated as Quantity/Base number*100

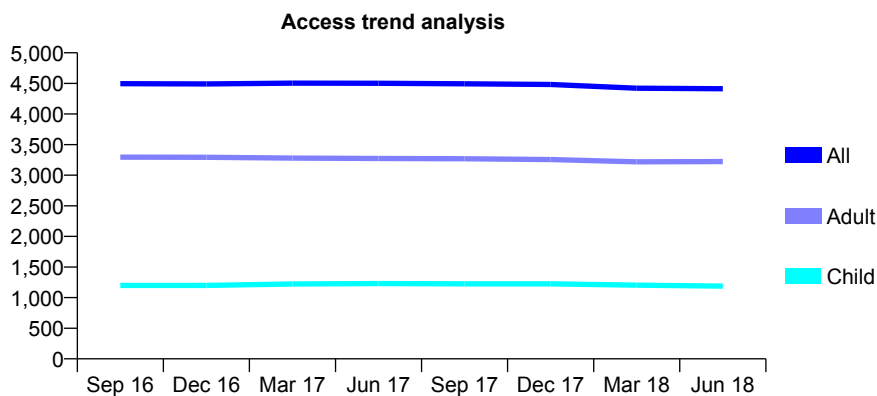
Q63 - Vital Signs At a Glance Contract Report for 339679/0001 - June 2018

Name or company name	MR H GHODS
Contract type name	GDS Contract
Purpose of contract	General
Contract start date	01/04/2006
Contract end date	

18/19 Contracted general activity (UDA)	18,267
Carry forward general activity (UDA)	0
18/19 Contracted orthodontic activity (UOA)	0
Carry forward orthodontic activity (UOA)	0
Baseline contract value	£544,106.75

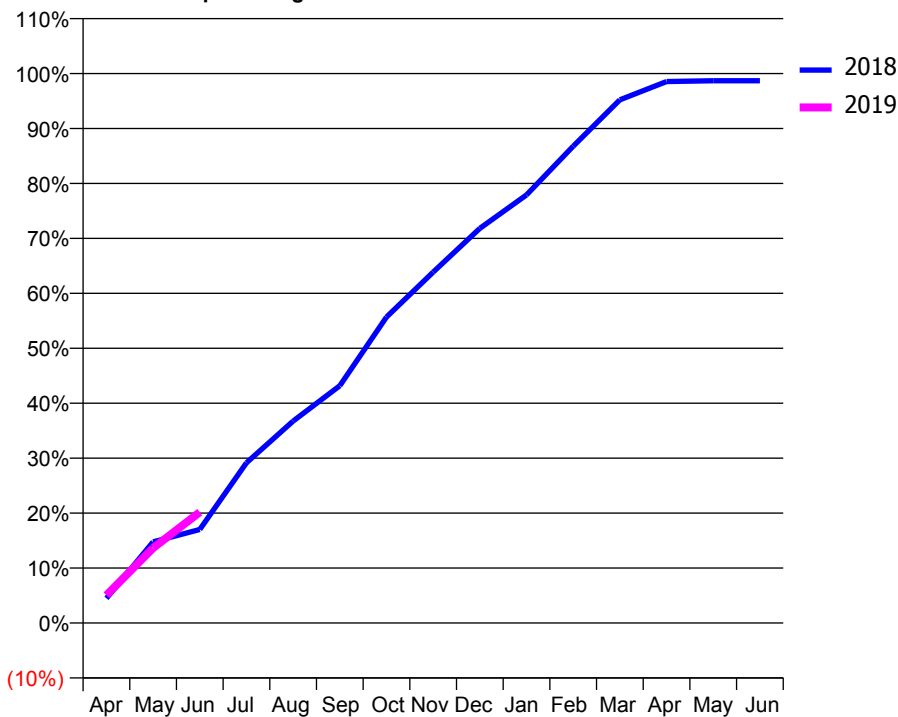
ACCESS*

Patients seen in 24 months	Total	Change since previous quarter
Quarter ending June 2017	4,503	
Quarter ending September 2017	4,494	→
Quarter ending December 2017	4,482	→
Quarter ending March 2018	4,422	↓
Quarter ending June 2018	4,412	→
Variance since June 2017	(2.0%)	↓



ACTIVITY

Cumulative percentage of contracted UDA delivered 2018 & 2019



Month	Adjusted Scheduled Activity (UDA)	
	2018	2019
April	822	925
May	2,699	2,492
June	3,110	3,684
July	5,326	
August	6,713	
September	7,889	
October	10,172	
November	11,666	
December	13,121	
January	14,233	
February	15,850	
March	17,394	
April	17,997	
May	18,025	
June	18,026	

QUALITY

	Quantity	Base Number	Contract	AT	Region	England
% of FP17s for the same patient ID Re-attending within 3 months - Children	36	398	9.0%	9.8%	11.5%	11.5%
% of FP17s for the same patient ID Re-attending within 3 months - Adults	193	982	19.7%	15.4%	16.6%	15.4%
% of FP17s for the same patient ID Re-attending between 3 & 9 months - Children	239	398	60.1%	49.2%	48.8%	58.9%
% of FP17s for the same patient ID Re-attending between 3 & 9 months - Adults	392	982	39.9%	39.1%	39.3%	51.6%
% of FP17s for Band 1 Urgent Courses	150	1,187	12.6%	10.0%	10.6%	8.9%
% of FP17s Relating to Free Repair or Replacements	7	1,187	0.6%	0.6%	0.5%	0.8%
% of FP17s Relating to Continuations	12	1,187	1.0%	0.9%	0.7%	0.9%
% of Patients satisfied with the dentistry they have received	6	6	N/A	91.6%	90.4%	93.2%
% of Patients satisfied with the time they had to wait for an appointment	6	6	N/A	88.0%	85.3%	88.8%

* This is based on patients treated on this contract for their most recent course of treatment. Figures in italics indicate the base number of FP17s or Patient Questionnaire responses are less than 100. N/A is shown where the base number of responses is less than 10 during the period. % is calculated as Quantity/Base number*100

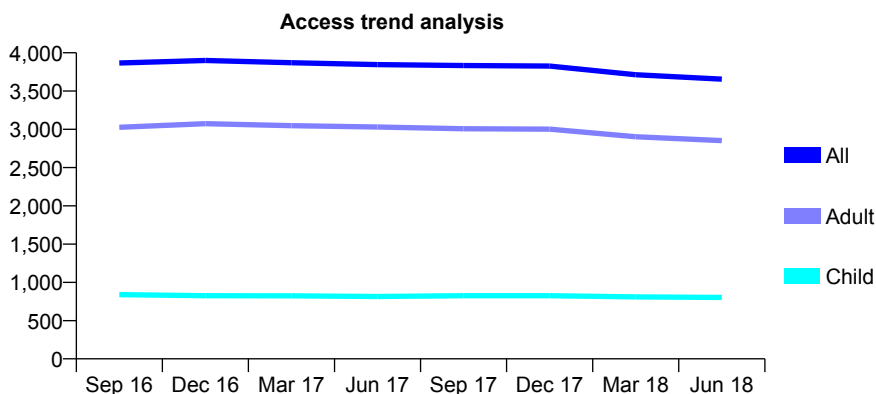
Q63 - Vital Signs At a Glance Contract Report for 340383/0001 - June 2018

Name or company name	MR NC RODRIGUES
Contract type name	GDS Contract
Purpose of contract	General
Contract start date	01/04/2006
Contract end date	

18/19 Contracted general activity (UDA)	10,312
Carry forward general activity (UDA)	0
18/19 Contracted orthodontic activity (UOA)	0
Carry forward orthodontic activity (UOA)	0
Baseline contract value	£330,155.97

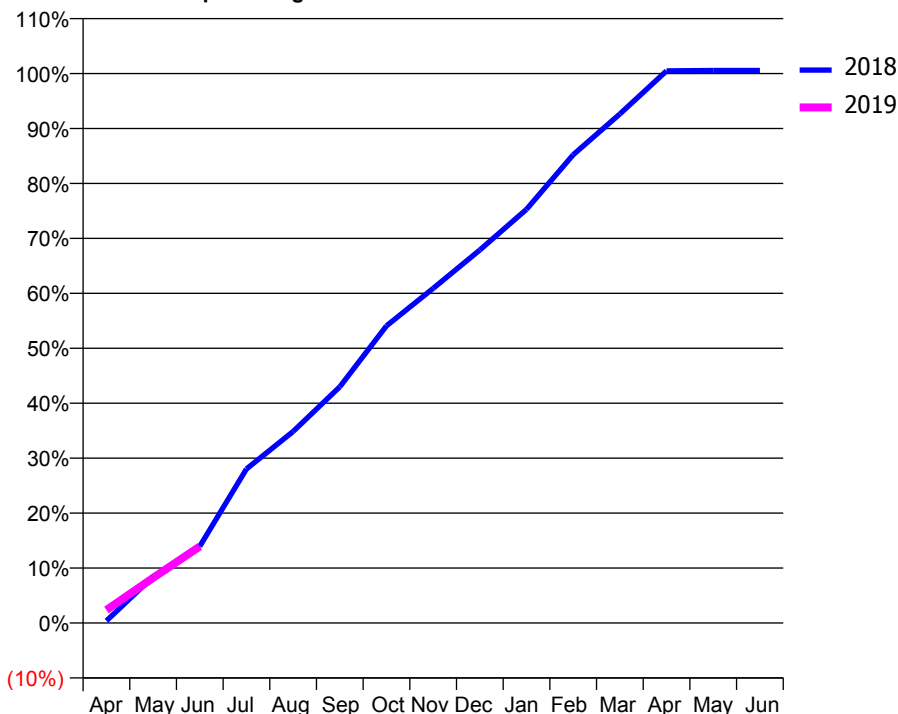
ACCESS*

Patients seen in 24 months	Total	Change since previous quarter
Quarter ending June 2017	3,845	
Quarter ending September 2017	3,834	→
Quarter ending December 2017	3,827	→
Quarter ending March 2018	3,713	↓
Quarter ending June 2018	3,656	↓
Variance since June 2017	(4.9%)	↓



ACTIVITY

Cumulative percentage of contracted UDA delivered 2018 & 2019



Month	Adjusted Scheduled Activity (UDA)	
	2018	2019
April	41	244
May	869	847
June	1,441	1,438
July	2,892	
August	3,594	
September	4,434	
October	5,578	
November	6,280	
December	7,001	
January	7,765	
February	8,788	
March	9,552	
April	10,361	
May	10,368	
June	10,368	

QUALITY

	Quantity	Base Number	Contract	AT	Region	England
% of FP17s for the same patient ID Re-attending within 3 months - Children	5	211	2.4%	9.8%	11.5%	11.5%
% of FP17s for the same patient ID Re-attending within 3 months - Adults	15	599	2.5%	15.4%	16.6%	15.4%
% of FP17s for the same patient ID Re-attending between 3 & 9 months - Children	95	211	45.0%	49.2%	48.8%	58.9%
% of FP17s for the same patient ID Re-attending between 3 & 9 months - Adults	260	599	43.4%	39.1%	39.3%	51.6%
% of FP17s for Band 1 Urgent Courses	45	584	7.7%	10.0%	10.6%	8.9%
% of FP17s Relating to Free Repair or Replacements	0	584	0.0%	0.6%	0.5%	0.8%
% of FP17s Relating to Continuations	0	584	0.0%	0.9%	0.7%	0.9%
% of Patients satisfied with the dentistry they have received	1	1	N/A	91.6%	90.4%	93.2%
% of Patients satisfied with the time they had to wait for an appointment	1	1	N/A	88.0%	85.3%	88.8%

* This is based on patients treated on this contract for their most recent course of treatment. Figures in italics indicate the base number of FP17s or Patient Questionnaire responses are less than 100. N/A is shown where the base number of responses is less than 10 during the period. % is calculated as Quantity/Base number*100

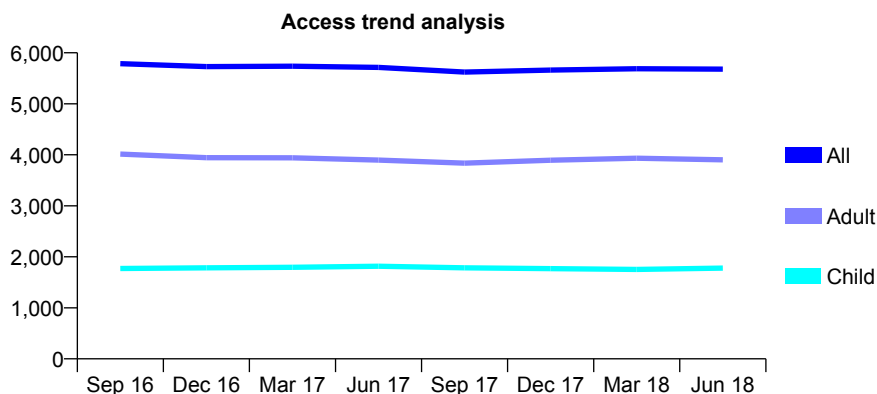
Q63 - Vital Signs At a Glance Contract Report for 340529/0001 - June 2018

Name or company name	MRS K THILLAINATHAN
Contract type name	GDS Contract
Purpose of contract	General
Contract start date	01/04/2006
Contract end date	

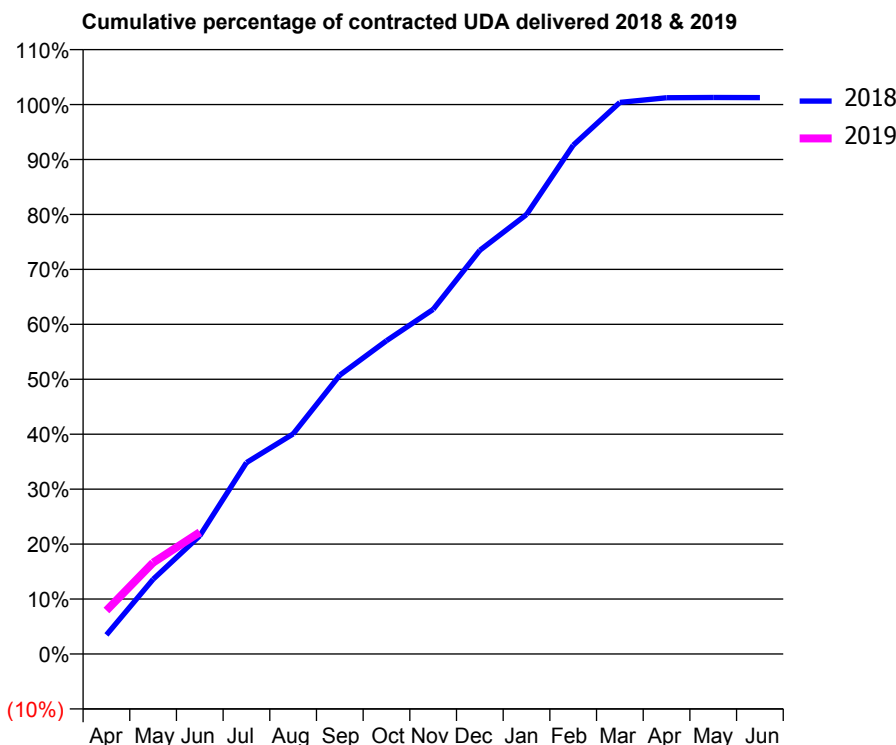
18/19 Contracted general activity (UDA)	14,339
Carry forward general activity (UDA)	0
18/19 Contracted orthodontic activity (UOA)	0
Carry forward orthodontic activity (UOA)	0
Baseline contract value	£352,629.26

ACCESS*

Patients seen in 24 months	Total	Change since previous quarter
Quarter ending June 2017	5,713	
Quarter ending September 2017	5,622	↓
Quarter ending December 2017	5,662	→
Quarter ending March 2018	5,688	→
Quarter ending June 2018	5,681	→
Variance since June 2017	(0.6%)	→



ACTIVITY



Month	Adjusted Scheduled Activity (UDA)	
	2018	2019
April	499	1,136
May	1,951	2,385
June	3,084	3,177
July	4,994	
August	5,743	
September	7,279	
October	8,177	
November	8,994	
December	10,535	
January	11,469	
February	13,275	
March	14,392	
April	14,514	
May	14,521	
June	14,518	

QUALITY

	Quantity	Base Number	Contract	AT	Region	England
% of FP17s for the same patient ID Re-attending within 3 months - Children	46	569	8.1%	9.8%	11.5%	11.5%
% of FP17s for the same patient ID Re-attending within 3 months - Adults	154	1,048	14.7%	15.4%	16.6%	15.4%
% of FP17s for the same patient ID Re-attending between 3 & 9 months - Children	330	569	58.0%	49.2%	48.8%	58.9%
% of FP17s for the same patient ID Re-attending between 3 & 9 months - Adults	520	1,048	49.6%	39.1%	39.3%	51.6%
% of FP17s for Band 1 Urgent Courses	156	1,532	10.2%	10.0%	10.6%	8.9%
% of FP17s Relating to Free Repair or Replacements	9	1,532	0.6%	0.6%	0.5%	0.8%
% of FP17s Relating to Continuations	5	1,532	0.3%	0.9%	0.7%	0.9%
% of Patients satisfied with the dentistry they have received	5	5	N/A	91.6%	90.4%	93.2%
% of Patients satisfied with the time they had to wait for an appointment	5	5	N/A	88.0%	85.3%	88.8%

* This is based on patients treated on this contract for their most recent course of treatment. Figures in italics indicate the base number of FP17s or Patient Questionnaire responses are less than 100. N/A is shown where the base number of responses is less than 10 during the period. % is calculated as Quantity/Base number*100

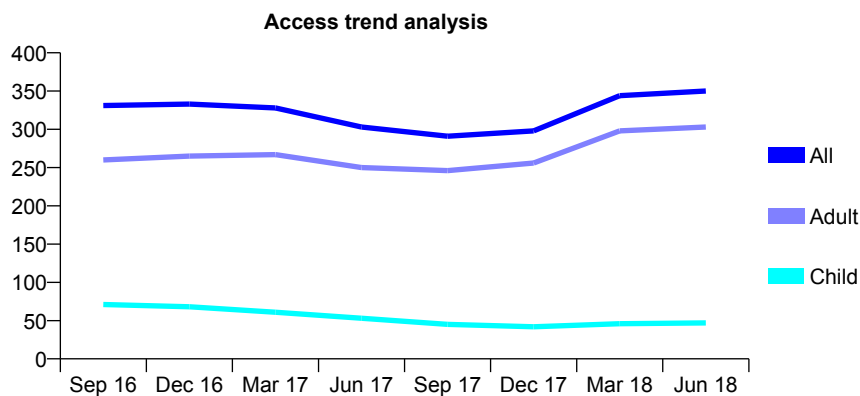
Q63 - Vital Signs At a Glance Contract Report for 340529/0002 - June 2018

Name or company name	MRS K THILLAINATHAN
Contract type name	GDS Contract
Purpose of contract	General
Contract start date	01/04/2006
Contract end date	

18/19 Contracted general activity (UDA)	761
Carry forward general activity (UDA)	0
18/19 Contracted orthodontic activity (UOA)	0
Carry forward orthodontic activity (UOA)	0
Baseline contract value	£26,419.69

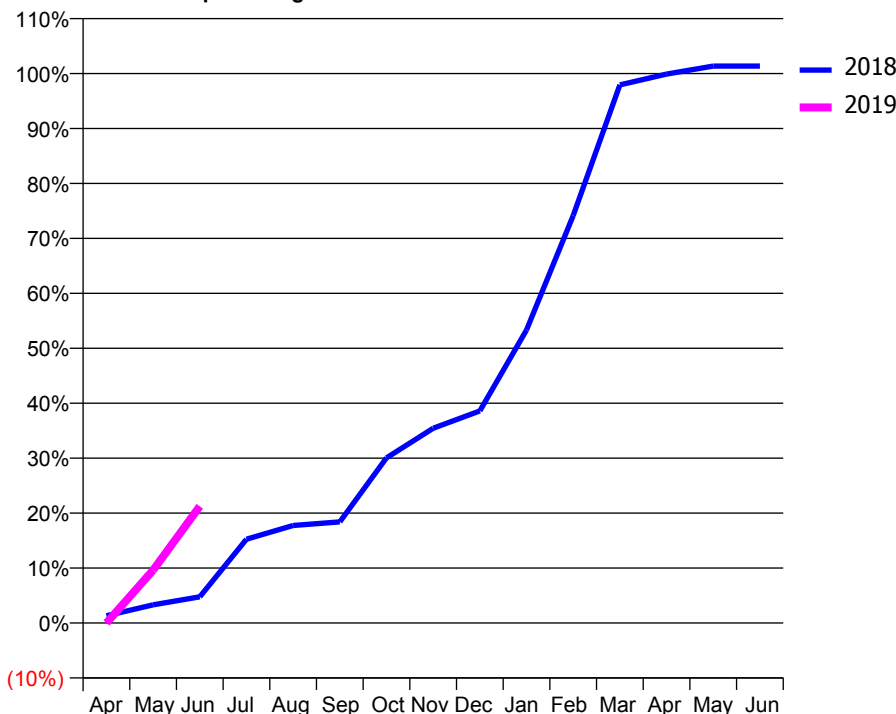
ACCESS*

Patients seen in 24 months	Total	Change since previous quarter
Quarter ending June 2017	303	
Quarter ending September 2017	291	↓
Quarter ending December 2017	298	↑
Quarter ending March 2018	344	↑
Quarter ending June 2018	350	→
Variance since June 2017	15.5%	↑



ACTIVITY

Cumulative percentage of contracted UDA delivered 2018 & 2019



Adjusted Scheduled Activity (UDA)

Month	2018	2019
April	10	0
May	25	73
June	36	162
July	116	
August	135	
September	140	
October	229	
November	270	
December	294	
January	406	
February	564	
March	745	
April	760	
May	771	
June	771	

QUALITY

	Quantity	Base Number	Contract	AT	Region	England
% of FP17s for the same patient ID Re-attending within 3 months - Children	0	9	0.0%	9.8%	11.5%	11.5%
% of FP17s for the same patient ID Re-attending within 3 months - Adults	3	58	5.2%	15.4%	16.6%	15.4%
% of FP17s for the same patient ID Re-attending between 3 & 9 months - Children	0	9	0.0%	49.2%	48.8%	58.9%
% of FP17s for the same patient ID Re-attending between 3 & 9 months - Adults	7	58	12.1%	39.1%	39.3%	51.6%
% of FP17s for Band 1 Urgent Courses	8	60	13.3%	10.0%	10.6%	8.9%
% of FP17s Relating to Free Repair or Replacements	1	60	1.7%	0.6%	0.5%	0.8%
% of FP17s Relating to Continuations	0	60	0.0%	0.9%	0.7%	0.9%
% of Patients satisfied with the dentistry they have received	0	0	N/A	91.6%	90.4%	93.2%
% of Patients satisfied with the time they had to wait for an appointment	0	0	N/A	88.0%	85.3%	88.8%

* This is based on patients treated on this contract for their most recent course of treatment. Figures in italics indicate the base number of FP17s or Patient Questionnaire responses are less than 100. N/A is shown where the base number of responses is less than 10 during the period. % is calculated as Quantity/Base number*100

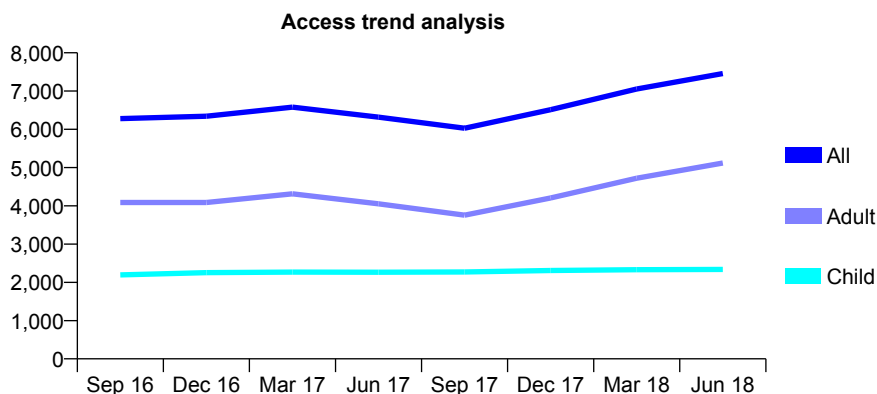
Q63 - Vital Signs At a Glance Contract Report for 341517/0001 - June 2018

Name or company name	MR AR NADJAFI
Contract type name	GDS Contract
Purpose of contract	General
Contract start date	01/04/2006
Contract end date	

18/19 Contracted general activity (UDA)	22,500
Carry forward general activity (UDA)	0
18/19 Contracted orthodontic activity (UOA)	0
Carry forward orthodontic activity (UOA)	0
Baseline contract value	£657,430.19

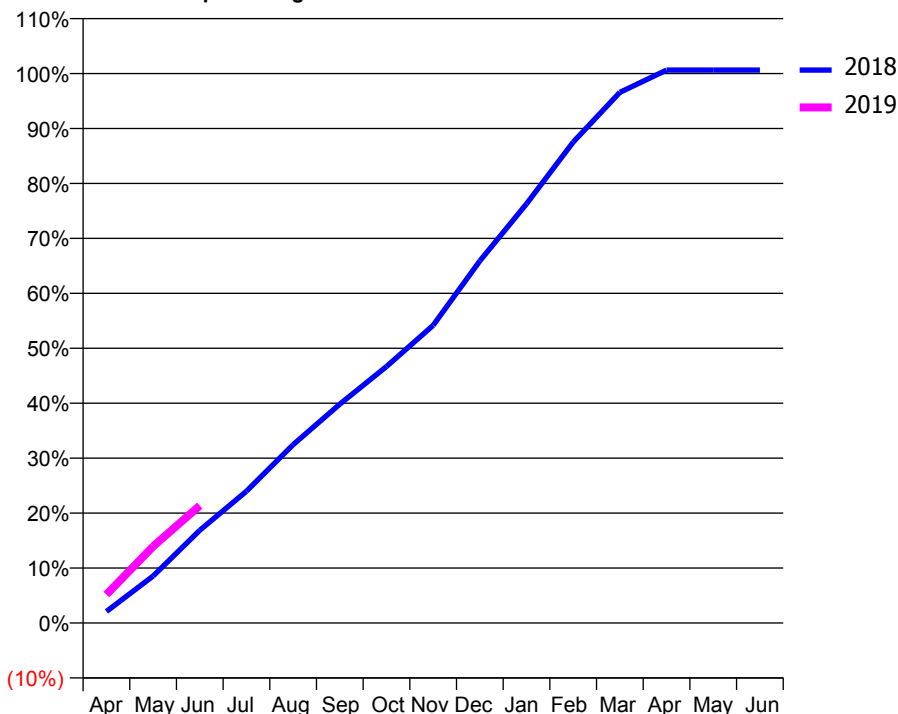
ACCESS*

Patients seen in 24 months	Total	Change since previous quarter
Quarter ending June 2017	6,317	
Quarter ending September 2017	6,028	↓
Quarter ending December 2017	6,515	↑
Quarter ending March 2018	7,052	↑
Quarter ending June 2018	7,458	↑
Variance since June 2017	18.1%	↑



ACTIVITY

Cumulative percentage of contracted UDA delivered 2018 & 2019



Adjusted Scheduled Activity (UDA)		
Month	2018	2019
April	473	1,164
May	1,925	3,139
June	3,799	4,810
July	5,399	
August	7,305	
September	8,965	
October	10,501	
November	12,189	
December	14,825	
January	17,166	
February	19,694	
March	21,727	
April	22,640	
May	22,640	
June	22,640	

QUALITY

	Quantity	Base Number	Contract	AT	Region	England
% of FP17s for the same patient ID Re-attending within 3 months - Children	29	512	5.7%	9.8%	11.5%	11.5%
% of FP17s for the same patient ID Re-attending within 3 months - Adults	196	1,351	14.5%	15.4%	16.6%	15.4%
% of FP17s for the same patient ID Re-attending between 3 & 9 months - Children	176	512	34.4%	49.2%	48.8%	58.9%
% of FP17s for the same patient ID Re-attending between 3 & 9 months - Adults	327	1,351	24.2%	39.1%	39.3%	51.6%
% of FP17s for Band 1 Urgent Courses	121	1,555	7.8%	10.0%	10.6%	8.9%
% of FP17s Relating to Free Repair or Replacements	2	1,555	0.1%	0.6%	0.5%	0.8%
% of FP17s Relating to Continuations	6	1,555	0.4%	0.9%	0.7%	0.9%
% of Patients satisfied with the dentistry they have received	3	3	N/A	91.6%	90.4%	93.2%
% of Patients satisfied with the time they had to wait for an appointment	3	3	N/A	88.0%	85.3%	88.8%

* This is based on patients treated on this contract for their most recent course of treatment. Figures in italics indicate the base number of FP17s or Patient Questionnaire responses are less than 100. N/A is shown where the base number of responses is less than 10 during the period. % is calculated as Quantity/Base number*100

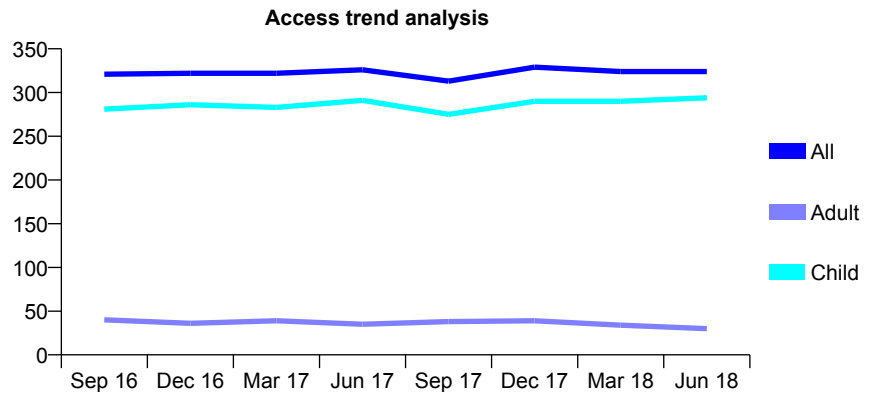
Q63 - Vital Signs At a Glance Contract Report for 342130/0001 - June 2018

Name or company name	MR SA SIMPSON
Contract type name	GDS Contract
Purpose of contract	General
Contract start date	01/04/2006
Contract end date	

18/19 Contracted general activity (UDA)	435
Carry forward general activity (UDA)	0
18/19 Contracted orthodontic activity (UOA)	0
Carry forward orthodontic activity (UOA)	0
Baseline contract value	£10,531.03

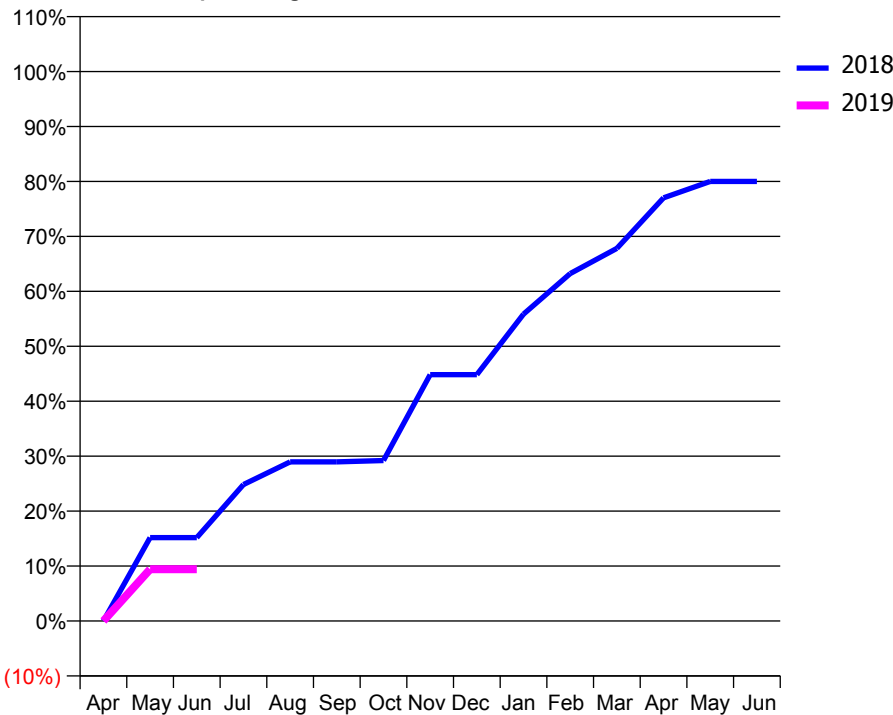
ACCESS*

Patients seen in 24 months	Total	Change since previous quarter
Quarter ending June 2017	326	
Quarter ending September 2017	313	↓
Quarter ending December 2017	329	↑
Quarter ending March 2018	324	↓
Quarter ending June 2018	324	→
Variance since June 2017	(0.6%)	→



ACTIVITY

Cumulative percentage of contracted UDA delivered 2018 & 2019



Adjusted Scheduled Activity (UDA)		
Month	2018	2019
April	0	0
May	66	41
June	66	41
July	108	
August	126	
September	126	
October	127	
November	195	
December	195	
January	243	
February	275	
March	295	
April	335	
May	348	
June	348	

QUALITY

	Quantity	Base Number	Contract	AT	Region	England
% of FP17s for the same patient ID Re-attending within 3 months - Children	1	69	1.4%	9.8%	11.5%	11.5%
% of FP17s for the same patient ID Re-attending within 3 months - Adults	0	2	0.0%	15.4%	16.6%	15.4%
% of FP17s for the same patient ID Re-attending between 3 & 9 months - Children	31	69	44.9%	49.2%	48.8%	58.9%
% of FP17s for the same patient ID Re-attending between 3 & 9 months - Adults	0	2	0.0%	39.1%	39.3%	51.6%
% of FP17s for Band 1 Urgent Courses	0	37	0.0%	10.0%	10.6%	8.9%
% of FP17s Relating to Free Repair or Replacements	0	37	0.0%	0.6%	0.5%	0.8%
% of FP17s Relating to Continuations	0	37	0.0%	0.9%	0.7%	0.9%
% of Patients satisfied with the dentistry they have received	0	0	N/A	91.6%	90.4%	93.2%
% of Patients satisfied with the time they had to wait for an appointment	0	0	N/A	88.0%	85.3%	88.8%

* This is based on patients treated on this contract for their most recent course of treatment. Figures in italics indicate the base number of FP17s or Patient Questionnaire responses are less than 100. N/A is shown where the base number of responses is less than 10 during the period. % is calculated as Quantity/Base number*100

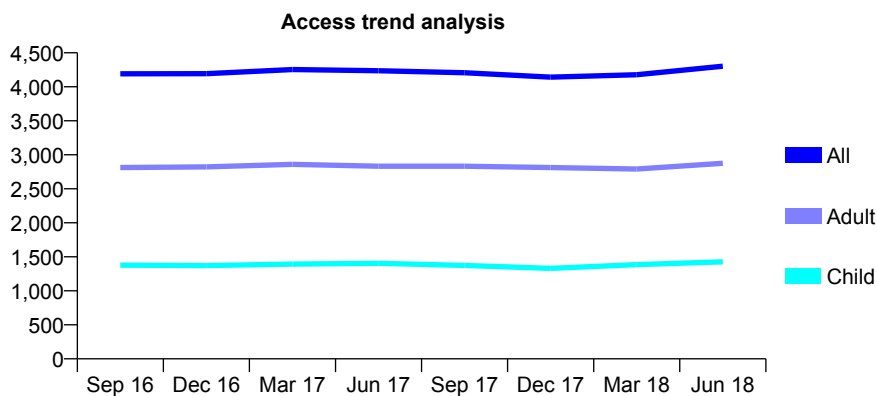
Q63 - Vital Signs At a Glance Contract Report for 345725/0001 - June 2018

Name or company name	DR OO AJANAKU
Contract type name	GDS Contract
Purpose of contract	General
Contract start date	01/04/2006
Contract end date	

18/19 Contracted general activity (UDA)	13,100
Carry forward general activity (UDA)	0
18/19 Contracted orthodontic activity (UOA)	0
Carry forward orthodontic activity (UOA)	0
Baseline contract value	£409,604.94

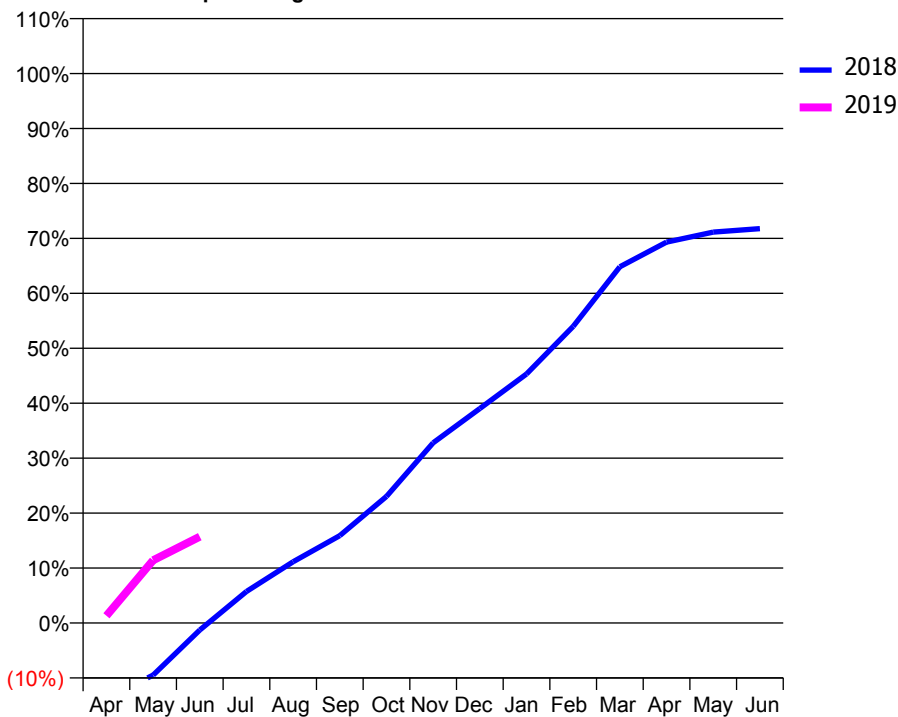
ACCESS*

Patients seen in 24 months	Total	Change since previous quarter
Quarter ending June 2017	4,237	
Quarter ending September 2017	4,206	→
Quarter ending December 2017	4,142	↓
Quarter ending March 2018	4,177	→
Quarter ending June 2018	4,302	↑
Variance since June 2017	1.5%	→



ACTIVITY

Cumulative percentage of contracted UDA delivered 2018 & 2019



Adjusted Scheduled Activity (UDA)

Month	2018	2019
April	-1,801	172
May	-1,245	1,496
June	-169	2,057
July	752	
August	1,460	
September	2,085	
October	3,019	
November	4,298	
December	5,114	
January	5,937	
February	7,073	
March	8,493	
April	9,080	
May	9,320	
June	9,401	

QUALITY

	Quantity	Base Number	Contract	AT	Region	England
% of FP17s for the same patient ID Re-attending within 3 months - Children	36	367	9.8%	9.8%	11.5%	11.5%
% of FP17s for the same patient ID Re-attending within 3 months - Adults	83	628	13.2%	15.4%	16.6%	15.4%
% of FP17s for the same patient ID Re-attending between 3 & 9 months - Children	151	367	41.1%	49.2%	48.8%	58.9%
% of FP17s for the same patient ID Re-attending between 3 & 9 months - Adults	161	628	25.6%	39.1%	39.3%	51.6%
% of FP17s for Band 1 Urgent Courses	68	747	9.1%	10.0%	10.6%	8.9%
% of FP17s Relating to Free Repair or Replacements	1	747	0.1%	0.6%	0.5%	0.8%
% of FP17s Relating to Continuations	2	747	0.3%	0.9%	0.7%	0.9%
% of Patients satisfied with the dentistry they have received	0	0	N/A	91.6%	90.4%	93.2%
% of Patients satisfied with the time they had to wait for an appointment	0	0	N/A	88.0%	85.3%	88.8%

* This is based on patients treated on this contract for their most recent course of treatment. Figures in italics indicate the base number of FP17s or Patient Questionnaire responses are less than 100. N/A is shown where the base number of responses is less than 10 during the period. % is calculated as Quantity/Base number*100

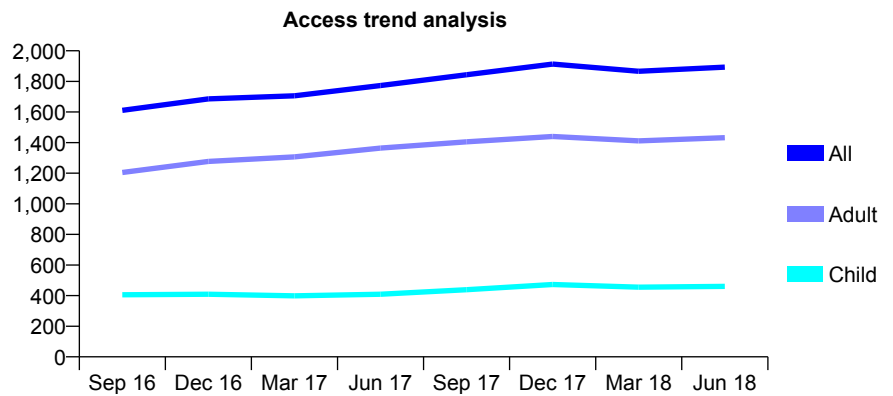
Q63 - Vital Signs At a Glance Contract Report for 346268/0001 - June 2018

Name or company name	MR M NEKOUI
Contract type name	GDS Contract
Purpose of contract	General
Contract start date	01/04/2006
Contract end date	

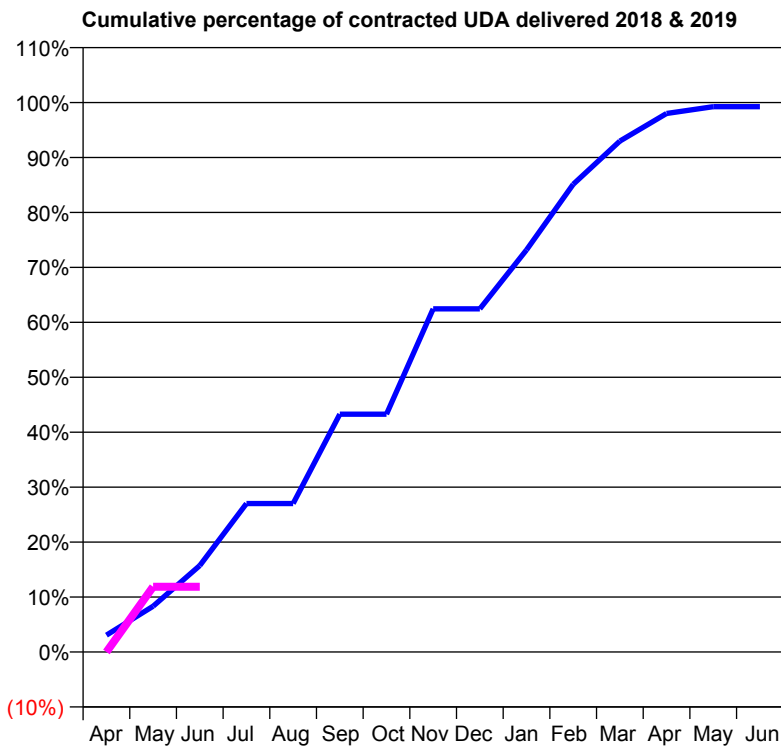
18/19 Contracted general activity (UDA)	4,910
Carry forward general activity (UDA)	0
18/19 Contracted orthodontic activity (UOA)	0
Carry forward orthodontic activity (UOA)	0
Baseline contract value	£135,639.54

ACCESS*

Patients seen in 24 months	Total	Change since previous quarter
Quarter ending June 2017	1,773	
Quarter ending September 2017	1,844	↑
Quarter ending December 2017	1,913	↑
Quarter ending March 2018	1,866	↓
Quarter ending June 2018	1,893	→
Variance since June 2017	6.8%	↑



ACTIVITY



Month	Adjusted Scheduled Activity (UDA)	
	2018	2019
April	151	0
May	409	584
June	772	584
July	1,327	
August	1,327	
September	2,125	
October	2,125	
November	3,066	
December	3,066	
January	3,593	
February	4,179	
March	4,565	
April	4,812	
May	4,873	
June	4,873	

QUALITY

	Quantity	Base Number	Contract	AT	Region	England
% of FP17s for the same patient ID Re-attending within 3 months - Children	3	88	3.4%	9.8%	11.5%	11.5%
% of FP17s for the same patient ID Re-attending within 3 months - Adults	12	250	4.8%	15.4%	16.6%	15.4%
% of FP17s for the same patient ID Re-attending between 3 & 9 months - Children	28	88	31.8%	49.2%	48.8%	58.9%
% of FP17s for the same patient ID Re-attending between 3 & 9 months - Adults	66	250	26.4%	39.1%	39.3%	51.6%
% of FP17s for Band 1 Urgent Courses	13	230	5.7%	10.0%	10.6%	8.9%
% of FP17s Relating to Free Repair or Replacements	0	230	0.0%	0.6%	0.5%	0.8%
% of FP17s Relating to Continuations	1	230	0.4%	0.9%	0.7%	0.9%
% of Patients satisfied with the dentistry they have received	0	0	N/A	91.6%	90.4%	93.2%
% of Patients satisfied with the time they had to wait for an appointment	0	0	N/A	88.0%	85.3%	88.8%

* This is based on patients treated on this contract for their most recent course of treatment. Figures in italics indicate the base number of FP17s or Patient Questionnaire responses are less than 100. N/A is shown where the base number of responses is less than 10 during the period. % is calculated as Quantity/Base number*100

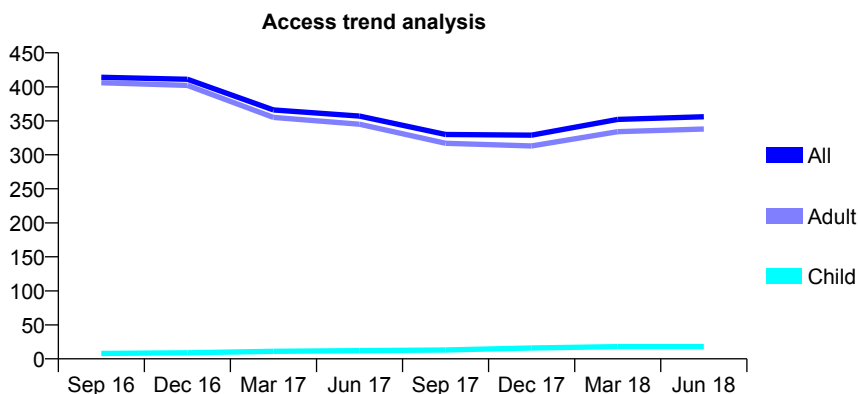
Q63 - Vital Signs At a Glance Contract Report for 354325/0003 - June 2018

Name or company name	MS VN EGEMONYE
Contract type name	PDS Contract
Purpose of contract	General
Contract start date	28/03/2011
Contract end date	31/03/2019

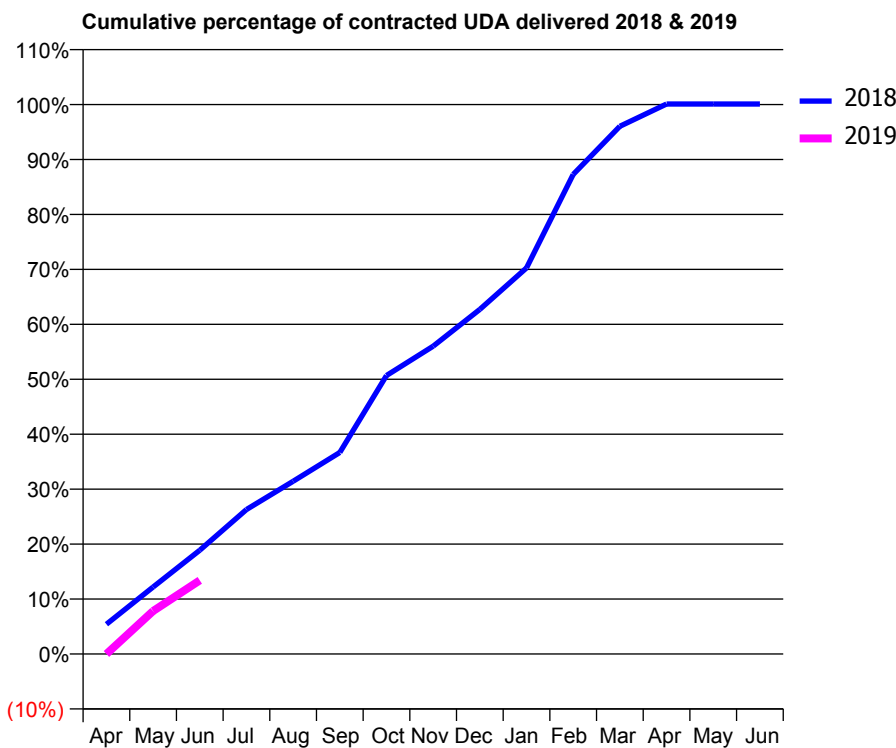
18/19 Contracted general activity (UDA)	1,164
Carry forward general activity (UDA)	0
18/19 Contracted orthodontic activity (UOA)	0
Carry forward orthodontic activity (UOA)	0
Baseline contract value	£61,989.42

ACCESS*

Patients seen in 24 months	Total	Change since previous quarter
Quarter ending June 2017	357	
Quarter ending September 2017	330	↓
Quarter ending December 2017	329	→
Quarter ending March 2018	352	↑
Quarter ending June 2018	356	→
Variance since June 2017	(0.3%)	→



ACTIVITY



Adjusted Scheduled Activity (UDA)		
Month	2018	2019
April	63	0
May	142	91
June	220	156
July	306	
August	366	
September	427	
October	590	
November	652	
December	730	
January	818	
February	1,016	
March	1,118	
April	1,165	
May	1,165	
June	1,165	

QUALITY

	Quantity	Base Number	Contract	AT	Region	England
% of FP17s for the same patient ID Re-attending within 3 months - Children	0	4	0.0%	9.8%	11.5%	11.5%
% of FP17s for the same patient ID Re-attending within 3 months - Adults	1	60	1.7%	15.4%	16.6%	15.4%
% of FP17s for the same patient ID Re-attending between 3 & 9 months - Children	0	4	0.0%	49.2%	48.8%	58.9%
% of FP17s for the same patient ID Re-attending between 3 & 9 months - Adults	0	60	0.0%	39.1%	39.3%	51.6%
% of FP17s for Band 1 Urgent Courses	0	45	0.0%	10.0%	10.6%	8.9%
% of FP17s Relating to Free Repair or Replacements	0	45	0.0%	0.6%	0.5%	0.8%
% of FP17s Relating to Continuations	0	45	0.0%	0.9%	0.7%	0.9%
% of Patients satisfied with the dentistry they have received	0	0	N/A	91.6%	90.4%	93.2%
% of Patients satisfied with the time they had to wait for an appointment	0	0	N/A	88.0%	85.3%	88.8%

* This is based on patients treated on this contract for their most recent course of treatment. Figures in italics indicate the base number of FP17s or Patient Questionnaire responses are less than 100. N/A is shown where the base number of responses is less than 10 during the period. % is calculated as Quantity/Base number*100

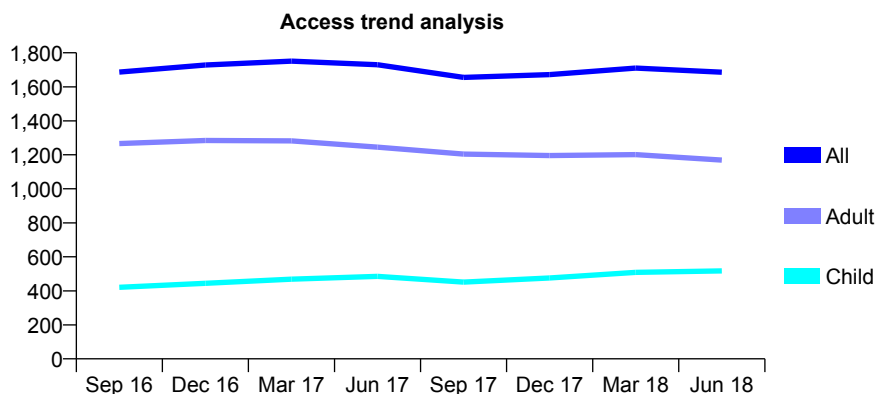
Q63 - Vital Signs At a Glance Contract Report for 360341/0001 - June 2018

Name or company name	MS O SADIQ
Contract type name	GDS Contract
Purpose of contract	General
Contract start date	01/06/2013
Contract end date	

18/19 Contracted general activity (UDA)	4,700
Carry forward general activity (UDA)	0
18/19 Contracted orthodontic activity (UOA)	0
Carry forward orthodontic activity (UOA)	0
Baseline contract value	£161,133.20

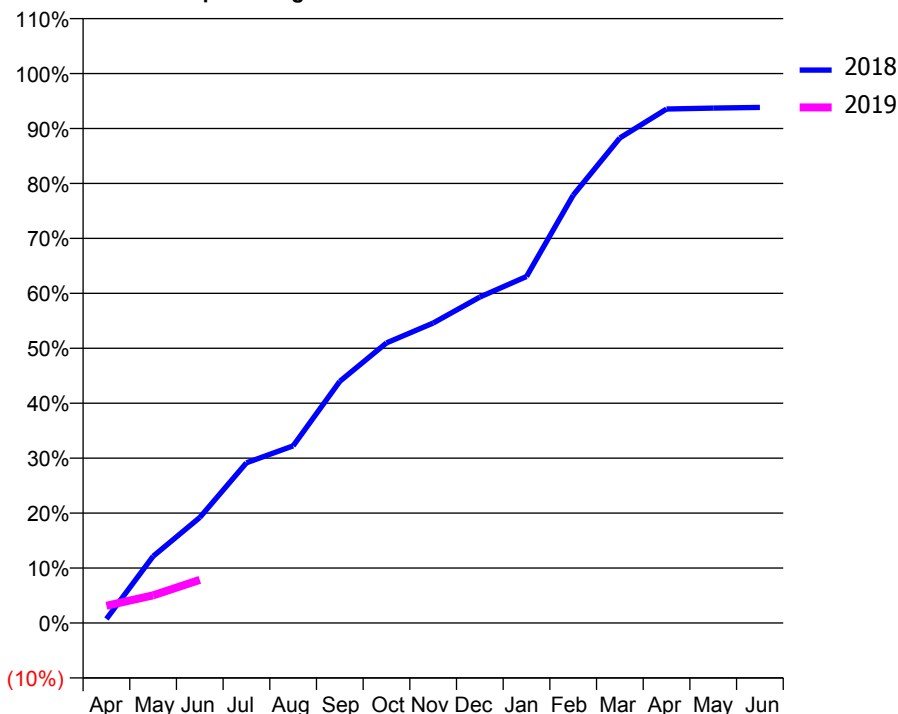
ACCESS*

Patients seen in 24 months	Total	Change since previous quarter
Quarter ending June 2017	1,730	
Quarter ending September 2017	1,655	↓
Quarter ending December 2017	1,672	→
Quarter ending March 2018	1,710	↑
Quarter ending June 2018	1,686	↓
Variance since June 2017	(2.5%)	↓



ACTIVITY

Cumulative percentage of contracted UDA delivered 2018 & 2019



Adjusted Scheduled Activity (UDA)

Month	2018	2019
April	35	147
May	571	236
June	903	369
July	1,370	
August	1,515	
September	2,067	
October	2,396	
November	2,566	
December	2,788	
January	2,964	
February	3,659	
March	4,148	
April	4,396	
May	4,404	
June	4,410	

QUALITY

	Quantity	Base Number	Contract	AT	Region	England
% of FP17s for the same patient ID Re-attending within 3 months - Children	8	82	9.8%	9.8%	11.5%	11.5%
% of FP17s for the same patient ID Re-attending within 3 months - Adults	33	196	16.8%	15.4%	16.6%	15.4%
% of FP17s for the same patient ID Re-attending between 3 & 9 months - Children	26	82	31.7%	49.2%	48.8%	58.9%
% of FP17s for the same patient ID Re-attending between 3 & 9 months - Adults	57	196	29.1%	39.1%	39.3%	51.6%
% of FP17s for Band 1 Urgent Courses	7	196	3.6%	10.0%	10.6%	8.9%
% of FP17s Relating to Free Repair or Replacements	3	196	1.5%	0.6%	0.5%	0.8%
% of FP17s Relating to Continuations	11	196	5.6%	0.9%	0.7%	0.9%
% of Patients satisfied with the dentistry they have received	0	0	N/A	91.6%	90.4%	93.2%
% of Patients satisfied with the time they had to wait for an appointment	0	0	N/A	88.0%	85.3%	88.8%

* This is based on patients treated on this contract for their most recent course of treatment. Figures in italics indicate the base number of FP17s or Patient Questionnaire responses are less than 100. N/A is shown where the base number of responses is less than 10 during the period. % is calculated as Quantity/Base number*100

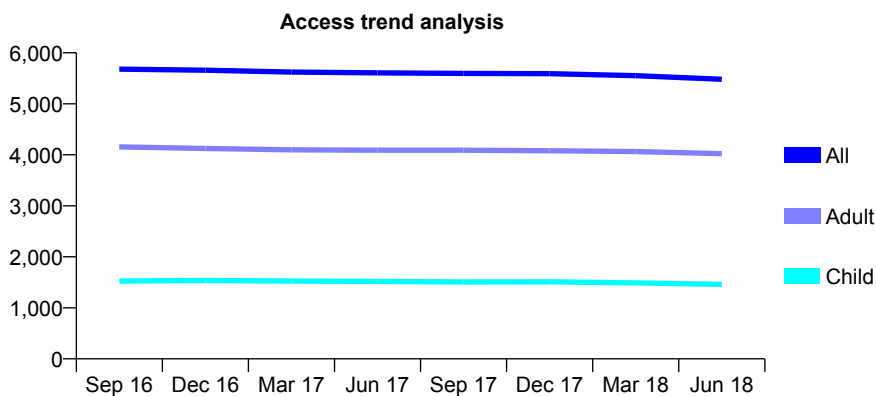
Q63 - Vital Signs At a Glance Contract Report for 361534/0001 - June 2018

Name or company name	MR R JETHA
Contract type name	GDS Contract
Purpose of contract	General
Contract start date	01/02/2011
Contract end date	

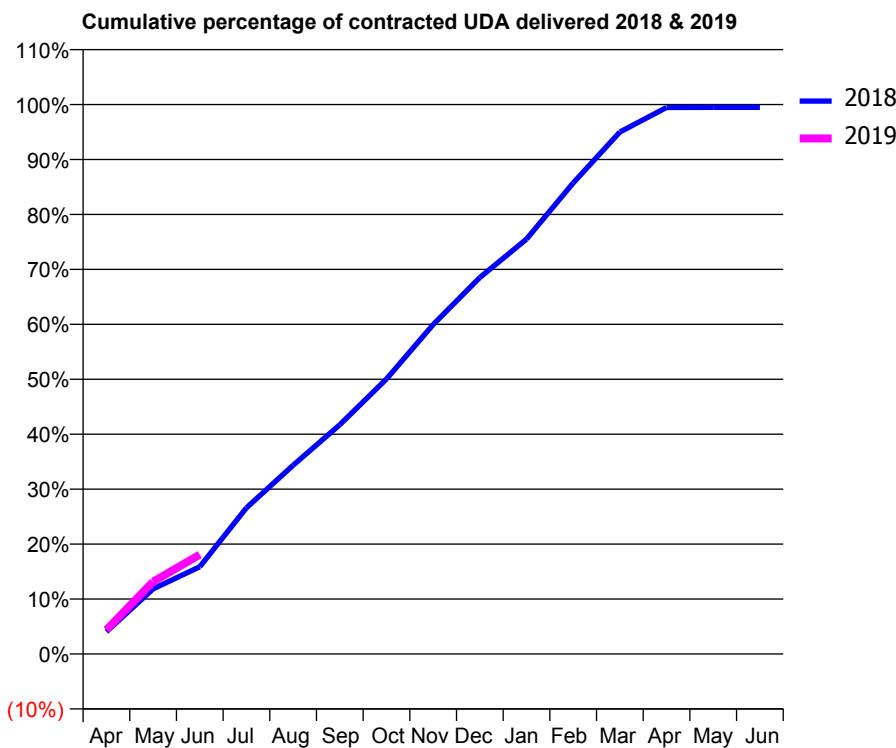
18/19 Contracted general activity (UDA)	12,069
Carry forward general activity (UDA)	0
18/19 Contracted orthodontic activity (UOA)	0
Carry forward orthodontic activity (UOA)	0
Baseline contract value	£273,403.07

ACCESS*

Patients seen in 24 months	Total	Change since previous quarter
Quarter ending June 2017	5,607	
Quarter ending September 2017	5,597	→
Quarter ending December 2017	5,590	→
Quarter ending March 2018	5,552	→
Quarter ending June 2018	5,481	↓
Variance since June 2017	(2.2%)	↓



ACTIVITY



Adjusted Scheduled Activity (UDA)		
Month	2018	2019
April	490	531
May	1,431	1,590
June	1,916	2,185
July	3,213	
August	4,145	
September	5,035	
October	6,040	
November	7,237	
December	8,269	
January	9,113	
February	10,345	
March	11,466	
April	12,004	
May	12,007	
June	12,007	

QUALITY

	Quantity	Base Number	Contract	AT	Region	England
% of FP17s for the same patient ID Re-attending within 3 months - Children	32	550	5.8%	9.8%	11.5%	11.5%
% of FP17s for the same patient ID Re-attending within 3 months - Adults	201	1,246	16.1%	15.4%	16.6%	15.4%
% of FP17s for the same patient ID Re-attending between 3 & 9 months - Children	375	550	68.2%	49.2%	48.8%	58.9%
% of FP17s for the same patient ID Re-attending between 3 & 9 months - Adults	652	1,246	52.3%	39.1%	39.3%	51.6%
% of FP17s for Band 1 Urgent Courses	143	1,341	10.7%	10.0%	10.6%	8.9%
% of FP17s Relating to Free Repair or Replacements	11	1,341	0.8%	0.6%	0.5%	0.8%
% of FP17s Relating to Continuations	5	1,341	0.4%	0.9%	0.7%	0.9%
% of Patients satisfied with the dentistry they have received	5	6	N/A	91.6%	90.4%	93.2%
% of Patients satisfied with the time they had to wait for an appointment	6	6	N/A	88.0%	85.3%	88.8%

* This is based on patients treated on this contract for their most recent course of treatment. Figures in italics indicate the base number of FP17s or Patient Questionnaire responses are less than 100. N/A is shown where the base number of responses is less than 10 during the period. % is calculated as Quantity/Base number*100

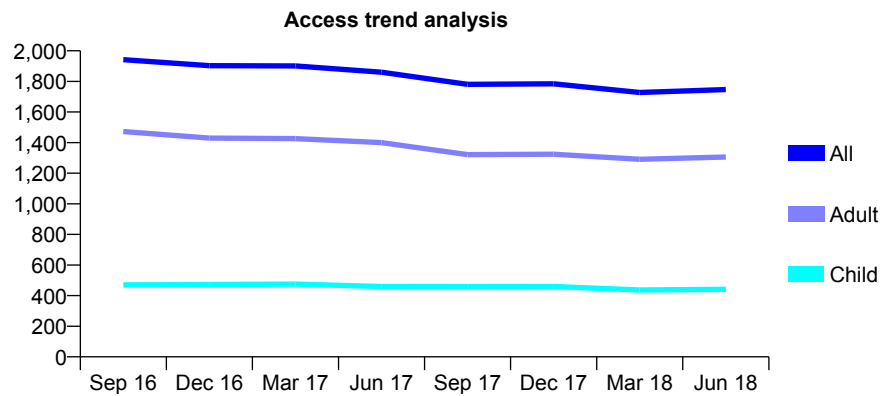
Q63 - Vital Signs At a Glance Contract Report for 381608/0002 - June 2018

Name or company name	Battersea Bridge Dental Practice
Contract type name	GDS Contract
Purpose of contract	General
Contract start date	02/10/2008
Contract end date	

18/19 Contracted general activity (UDA)	9,674
Carry forward general activity (UDA)	0
18/19 Contracted orthodontic activity (UOA)	0
Carry forward orthodontic activity (UOA)	0
Baseline contract value	£261,179.14

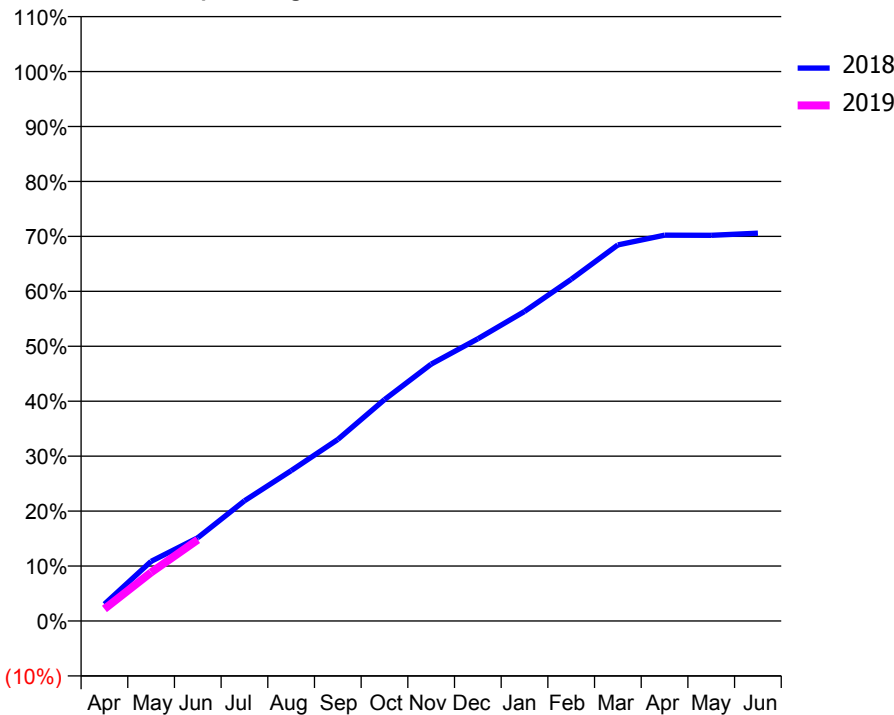
ACCESS*

Patients seen in 24 months	Total	Change since previous quarter
Quarter ending June 2017	1,860	
Quarter ending September 2017	1,781	↓
Quarter ending December 2017	1,784	→
Quarter ending March 2018	1,728	↓
Quarter ending June 2018	1,747	→
Variance since June 2017	(6.1%)	↓



ACTIVITY

Cumulative percentage of contracted UDA delivered 2018 & 2019



Month	Adjusted Scheduled Activity (UDA)	
	2018	2019
April	296	213
May	1,049	855
June	1,467	1,430
July	2,116	
August	2,646	
September	3,197	
October	3,899	
November	4,523	
December	4,968	
January	5,450	
February	6,015	
March	6,622	
April	6,792	
May	6,790	
June	6,827	

QUALITY

	Quantity	Base Number	Contract	AT	Region	England
% of FP17s for the same patient ID Re-attending within 3 months - Children	9	136	6.6%	9.8%	11.5%	11.5%
% of FP17s for the same patient ID Re-attending within 3 months - Adults	86	403	21.3%	15.4%	16.6%	15.4%
% of FP17s for the same patient ID Re-attending between 3 & 9 months - Children	77	136	56.6%	49.2%	48.8%	58.9%
% of FP17s for the same patient ID Re-attending between 3 & 9 months - Adults	155	403	38.5%	39.1%	39.3%	51.6%
% of FP17s for Band 1 Urgent Courses	54	440	12.3%	10.0%	10.6%	8.9%
% of FP17s Relating to Free Repair or Replacements	2	440	0.5%	0.6%	0.5%	0.8%
% of FP17s Relating to Continuations	0	440	0.0%	0.9%	0.7%	0.9%
% of Patients satisfied with the dentistry they have received	1	2	N/A	91.6%	90.4%	93.2%
% of Patients satisfied with the time they had to wait for an appointment	1	2	N/A	88.0%	85.3%	88.8%

* This is based on patients treated on this contract for their most recent course of treatment. Figures in italics indicate the base number of FP17s or Patient Questionnaire responses are less than 100. N/A is shown where the base number of responses is less than 10 during the period. % is calculated as Quantity/Base number*100

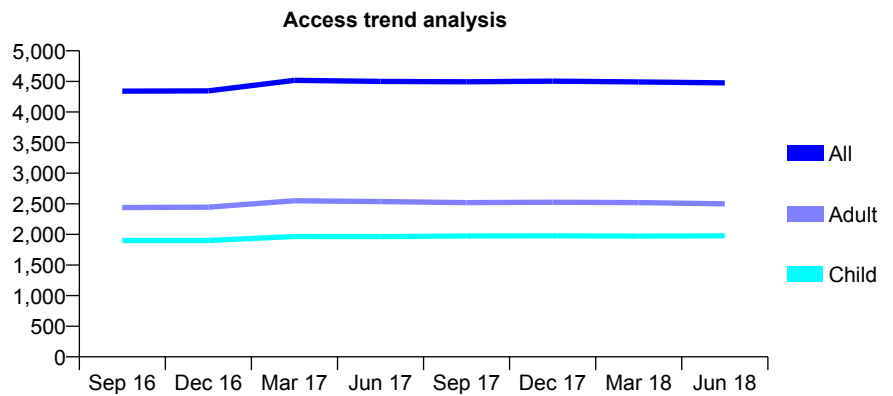
Q63 - Vital Signs At a Glance Contract Report for 390364/0001 - June 2018

Name or company name	Dr Bandlish and Associates
Contract type name	GDS Contract
Purpose of contract	General
Contract start date	01/04/2006
Contract end date	

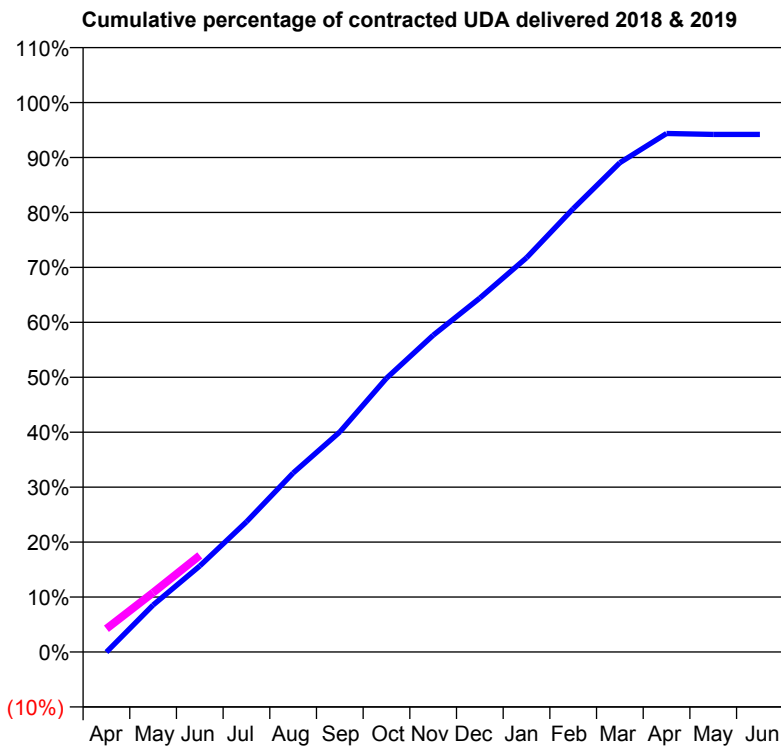
18/19 Contracted general activity (UDA)	13,432
Carry forward general activity (UDA)	0
18/19 Contracted orthodontic activity (UOA)	0
Carry forward orthodontic activity (UOA)	0
Baseline contract value	£345,114.64

ACCESS*

Patients seen in 24 months	Total	Change since previous quarter
Quarter ending June 2017	4,500	
Quarter ending September 2017	4,494	→
Quarter ending December 2017	4,505	→
Quarter ending March 2018	4,492	→
Quarter ending June 2018	4,477	→
Variance since June 2017	(0.5%)	→



ACTIVITY



Adjusted Scheduled Activity (UDA)		
Month	2018	2019
April	-4	570
May	1,150	1,451
June	2,103	2,363
July	3,184	
August	4,375	
September	5,379	
October	6,695	
November	7,742	
December	8,654	
January	9,638	
February	10,836	
March	11,962	
April	12,674	
May	12,653	
June	12,653	

QUALITY

	Quantity	Base Number	Contract	AT	Region	England
% of FP17s for the same patient ID Re-attending within 3 months - Children	28	563	5.0%	9.8%	11.5%	11.5%
% of FP17s for the same patient ID Re-attending within 3 months - Adults	92	638	14.4%	15.4%	16.6%	15.4%
% of FP17s for the same patient ID Re-attending between 3 & 9 months - Children	279	563	49.6%	49.2%	48.8%	58.9%
% of FP17s for the same patient ID Re-attending between 3 & 9 months - Adults	290	638	45.5%	39.1%	39.3%	51.6%
% of FP17s for Band 1 Urgent Courses	99	996	9.9%	10.0%	10.6%	8.9%
% of FP17s Relating to Free Repair or Replacements	3	996	0.3%	0.6%	0.5%	0.8%
% of FP17s Relating to Continuations	4	996	0.4%	0.9%	0.7%	0.9%
% of Patients satisfied with the dentistry they have received	1	1	N/A	91.6%	90.4%	93.2%
% of Patients satisfied with the time they had to wait for an appointment	1	1	N/A	88.0%	85.3%	88.8%

* This is based on patients treated on this contract for their most recent course of treatment. Figures in italics indicate the base number of FP17s or Patient Questionnaire responses are less than 100. N/A is shown where the base number of responses is less than 10 during the period. % is calculated as Quantity/Base number*100

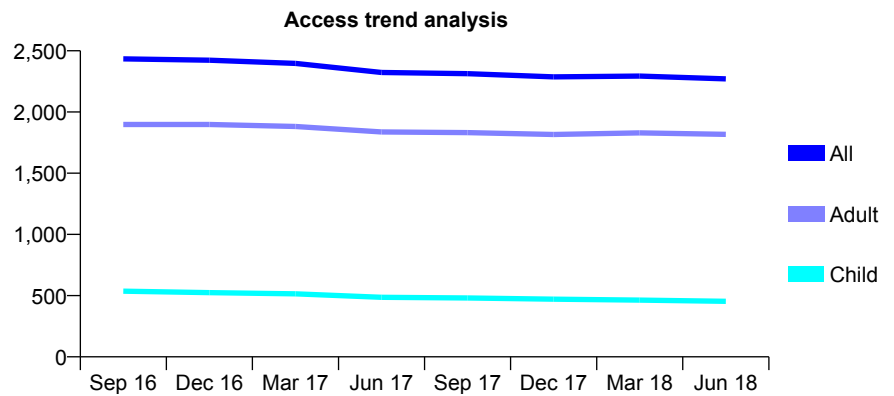
Q63 - Vital Signs At a Glance Contract Report for 394653/0001 - June 2018

Name or company name	MR FE DARTFORD
Contract type name	GDS Contract
Purpose of contract	General
Contract start date	01/05/2007
Contract end date	

18/19 Contracted general activity (UDA)	6,963
Carry forward general activity (UDA)	0
18/19 Contracted orthodontic activity (UOA)	0
Carry forward orthodontic activity (UOA)	0
Baseline contract value	£154,465.70

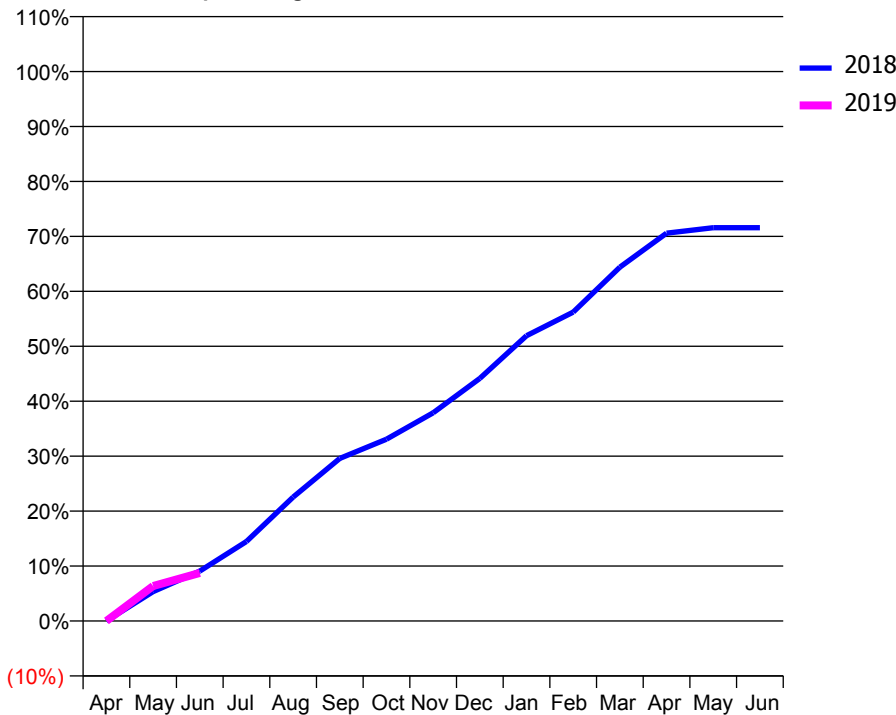
ACCESS*

Patients seen in 24 months	Total	Change since previous quarter
Quarter ending June 2017	2,323	
Quarter ending September 2017	2,313	→
Quarter ending December 2017	2,287	↓
Quarter ending March 2018	2,294	→
Quarter ending June 2018	2,271	↓
Variance since June 2017	(2.2%)	↓



ACTIVITY

Cumulative percentage of contracted UDA delivered 2018 & 2019



Month	Adjusted Scheduled Activity (UDA)	
	2018	2019
April	0	0
May	372	444
June	632	610
July	1,008	
August	1,570	
September	2,060	
October	2,304	
November	2,638	
December	3,075	
January	3,615	
February	3,914	
March	4,483	
April	4,914	
May	4,984	
June	4,984	

QUALITY

	Quantity	Base Number	Contract	AT	Region	England
% of FP17s for the same patient ID Re-attending within 3 months - Children	5	124	4.0%	9.8%	11.5%	11.5%
% of FP17s for the same patient ID Re-attending within 3 months - Adults	37	422	8.8%	15.4%	16.6%	15.4%
% of FP17s for the same patient ID Re-attending between 3 & 9 months - Children	52	124	41.9%	49.2%	48.8%	58.9%
% of FP17s for the same patient ID Re-attending between 3 & 9 months - Adults	153	422	36.3%	39.1%	39.3%	51.6%
% of FP17s for Band 1 Urgent Courses	8	307	2.6%	10.0%	10.6%	8.9%
% of FP17s Relating to Free Repair or Replacements	0	307	0.0%	0.6%	0.5%	0.8%
% of FP17s Relating to Continuations	2	307	0.7%	0.9%	0.7%	0.9%
% of Patients satisfied with the dentistry they have received	3	3	N/A	91.6%	90.4%	93.2%
% of Patients satisfied with the time they had to wait for an appointment	2	3	N/A	88.0%	85.3%	88.8%

* This is based on patients treated on this contract for their most recent course of treatment. Figures in italics indicate the base number of FP17s or Patient Questionnaire responses are less than 100. N/A is shown where the base number of responses is less than 10 during the period. % is calculated as Quantity/Base number*100

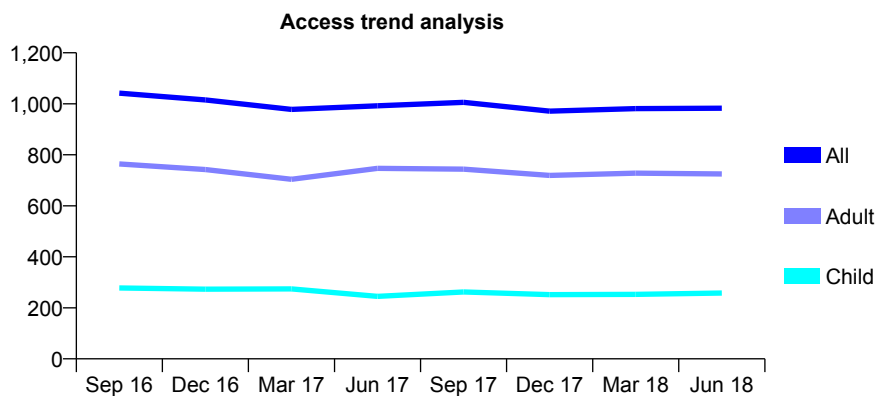
Q63 - Vital Signs At a Glance Contract Report for 395234/0001 - June 2018

Name or company name	MR MZ SHEIKH
Contract type name	GDS Contract
Purpose of contract	General
Contract start date	01/04/2006
Contract end date	

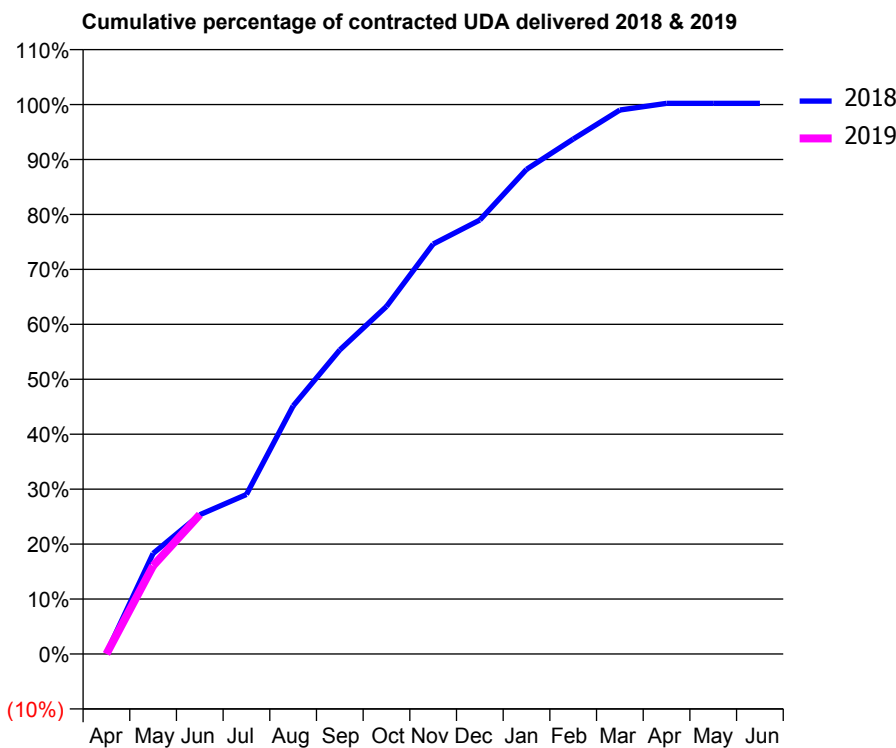
18/19 Contracted general activity (UDA)	2,888
Carry forward general activity (UDA)	0
18/19 Contracted orthodontic activity (UOA)	0
Carry forward orthodontic activity (UOA)	0
Baseline contract value	£104,514.57

ACCESS*

Patients seen in 24 months	Total	Change since previous quarter
Quarter ending June 2017	992	
Quarter ending September 2017	1,006	→
Quarter ending December 2017	971	↓
Quarter ending March 2018	981	→
Quarter ending June 2018	983	→
Variance since June 2017	(0.9%)	→



ACTIVITY



Adjusted Scheduled Activity (UDA)		
Month	2018	2019
April	5	0
May	529	464
June	732	733
July	838	
August	1,304	
September	1,598	
October	1,827	
November	2,154	
December	2,281	
January	2,547	
February	2,706	
March	2,859	
April	2,894	
May	2,894	
June	2,894	

QUALITY

	Quantity	Base Number	Contract	AT	Region	England
% of FP17s for the same patient ID Re-attending within 3 months - Children	4	48	8.3%	9.8%	11.5%	11.5%
% of FP17s for the same patient ID Re-attending within 3 months - Adults	12	169	7.1%	15.4%	16.6%	15.4%
% of FP17s for the same patient ID Re-attending between 3 & 9 months - Children	14	48	29.2%	49.2%	48.8%	58.9%
% of FP17s for the same patient ID Re-attending between 3 & 9 months - Adults	46	169	27.2%	39.1%	39.3%	51.6%
% of FP17s for Band 1 Urgent Courses	5	200	2.5%	10.0%	10.6%	8.9%
% of FP17s Relating to Free Repair or Replacements	3	200	1.5%	0.6%	0.5%	0.8%
% of FP17s Relating to Continuations	2	200	1.0%	0.9%	0.7%	0.9%
% of Patients satisfied with the dentistry they have received	0	0	N/A	91.6%	90.4%	93.2%
% of Patients satisfied with the time they had to wait for an appointment	0	0	N/A	88.0%	85.3%	88.8%

* This is based on patients treated on this contract for their most recent course of treatment. Figures in italics indicate the base number of FP17s or Patient Questionnaire responses are less than 100. N/A is shown where the base number of responses is less than 10 during the period. % is calculated as Quantity/Base number*100

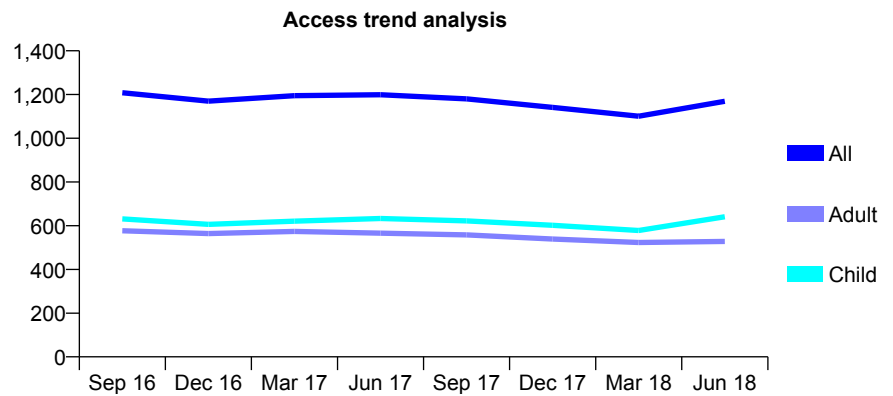
Q63 - Vital Signs At a Glance Contract Report for 395668/0001 - June 2018

Name or company name	Balham Lodge Practice
Contract type name	GDS Contract
Purpose of contract	General
Contract start date	01/04/2006
Contract end date	

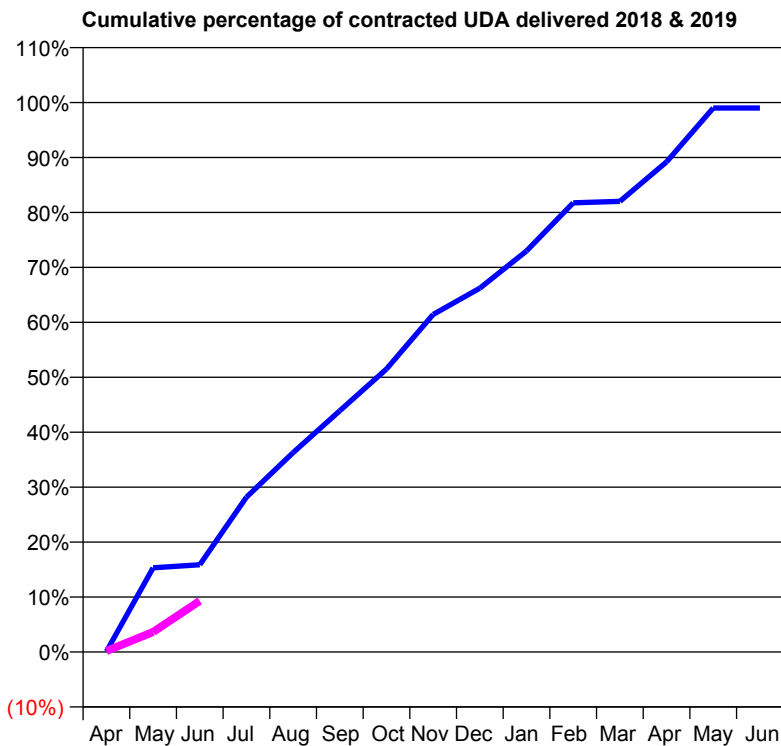
18/19 Contracted general activity (UDA)	3,856
Carry forward general activity (UDA)	0
18/19 Contracted orthodontic activity (UOA)	0
Carry forward orthodontic activity (UOA)	0
Baseline contract value	£111,718.28

ACCESS*

Patients seen in 24 months	Total	Change since previous quarter
Quarter ending June 2017	1,199	
Quarter ending September 2017	1,180	↓
Quarter ending December 2017	1,141	↓
Quarter ending March 2018	1,101	↓
Quarter ending June 2018	1,169	↑
Variance since June 2017	(2.5%)	↓



ACTIVITY



Month	Adjusted Scheduled Activity (UDA)	
	2018	2019
April	4	7
May	591	141
June	612	359
July	1,087	
August	1,399	
September	1,693	
October	1,986	
November	2,369	
December	2,554	
January	2,815	
February	3,152	
March	3,162	
April	3,439	
May	3,817	
June	3,817	

QUALITY

	Quantity	Base Number	Contract	AT	Region	England
% of FP17s for the same patient ID Re-attending within 3 months - Children	9	183	4.9%	9.8%	11.5%	11.5%
% of FP17s for the same patient ID Re-attending within 3 months - Adults	24	131	18.3%	15.4%	16.6%	15.4%
% of FP17s for the same patient ID Re-attending between 3 & 9 months - Children	42	183	23.0%	49.2%	48.8%	58.9%
% of FP17s for the same patient ID Re-attending between 3 & 9 months - Adults	39	131	29.8%	39.1%	39.3%	51.6%
% of FP17s for Band 1 Urgent Courses	21	123	17.1%	10.0%	10.6%	8.9%
% of FP17s Relating to Free Repair or Replacements	1	123	0.8%	0.6%	0.5%	0.8%
% of FP17s Relating to Continuations	0	123	0.0%	0.9%	0.7%	0.9%
% of Patients satisfied with the dentistry they have received	0	0	N/A	91.6%	90.4%	93.2%
% of Patients satisfied with the time they had to wait for an appointment	0	0	N/A	88.0%	85.3%	88.8%

* This is based on patients treated on this contract for their most recent course of treatment. Figures in italics indicate the base number of FP17s or Patient Questionnaire responses are less than 100. N/A is shown where the base number of responses is less than 10 during the period. % is calculated as Quantity/Base number*100

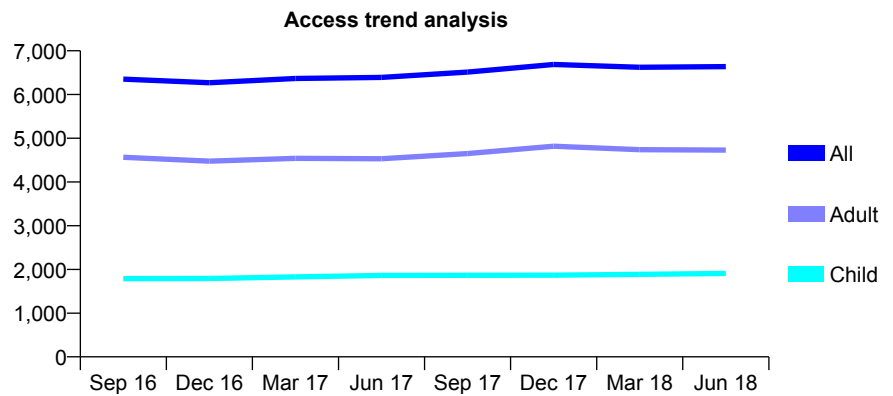
Q63 - Vital Signs At a Glance Contract Report for 397717/0001 - June 2018

Name or company name	MR R KARDEL-TABAR
Contract type name	GDS Contract
Purpose of contract	General
Contract start date	01/08/2008
Contract end date	

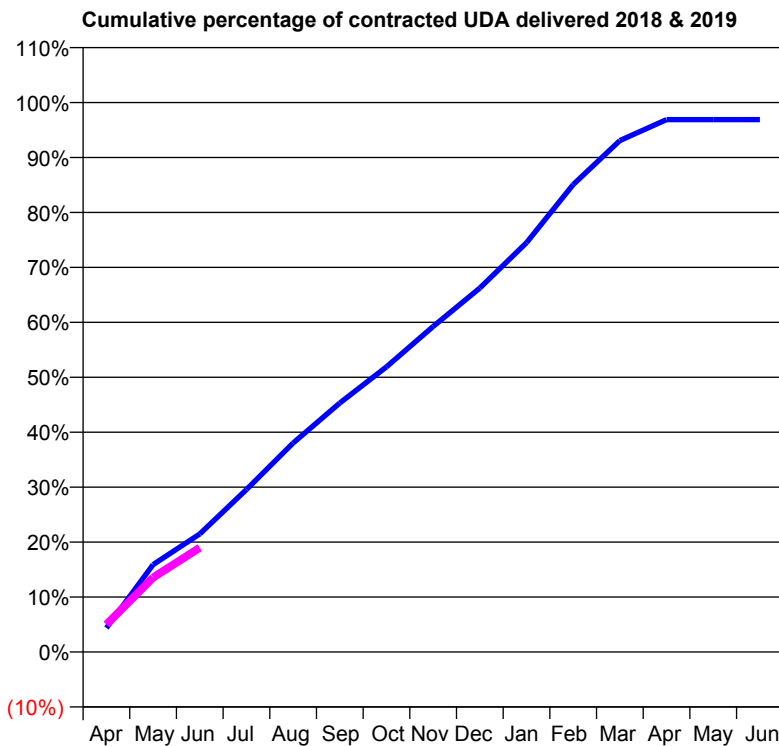
18/19 Contracted general activity (UDA)	16,633
Carry forward general activity (UDA)	0
18/19 Contracted orthodontic activity (UOA)	0
Carry forward orthodontic activity (UOA)	0
Baseline contract value	£416,960.83

ACCESS*

Patients seen in 24 months	Total	Change since previous quarter
Quarter ending June 2017	6,393	
Quarter ending September 2017	6,515	→
Quarter ending December 2017	6,688	↑
Quarter ending March 2018	6,622	→
Quarter ending June 2018	6,638	→
Variance since June 2017	3.8%	↑



ACTIVITY



Month	Adjusted Scheduled Activity (UDA)	
	2018	2019
April	729	833
May	2,645	2,255
June	3,574	3,158
July	4,919	
August	6,329	
September	7,536	
October	8,633	
November	9,853	
December	11,017	
January	12,391	
February	14,148	
March	15,482	
April	16,113	
May	16,113	
June	16,113	

QUALITY

	Quantity	Base Number	Contract	AT	Region	England
% of FP17s for the same patient ID Re-attending within 3 months - Children	31	531	5.8%	9.8%	11.5%	11.5%
% of FP17s for the same patient ID Re-attending within 3 months - Adults	144	1,142	12.6%	15.4%	16.6%	15.4%
% of FP17s for the same patient ID Re-attending between 3 & 9 months - Children	223	531	42.0%	49.2%	48.8%	58.9%
% of FP17s for the same patient ID Re-attending between 3 & 9 months - Adults	359	1,142	31.4%	39.1%	39.3%	51.6%
% of FP17s for Band 1 Urgent Courses	177	1,408	12.6%	10.0%	10.6%	8.9%
% of FP17s Relating to Free Repair or Replacements	0	1,408	0.0%	0.6%	0.5%	0.8%
% of FP17s Relating to Continuations	5	1,408	0.4%	0.9%	0.7%	0.9%
% of Patients satisfied with the dentistry they have received	3	3	N/A	91.6%	90.4%	93.2%
% of Patients satisfied with the time they had to wait for an appointment	3	3	N/A	88.0%	85.3%	88.8%

* This is based on patients treated on this contract for their most recent course of treatment. Figures in italics indicate the base number of FP17s or Patient Questionnaire responses are less than 100. N/A is shown where the base number of responses is less than 10 during the period. % is calculated as Quantity/Base number*100

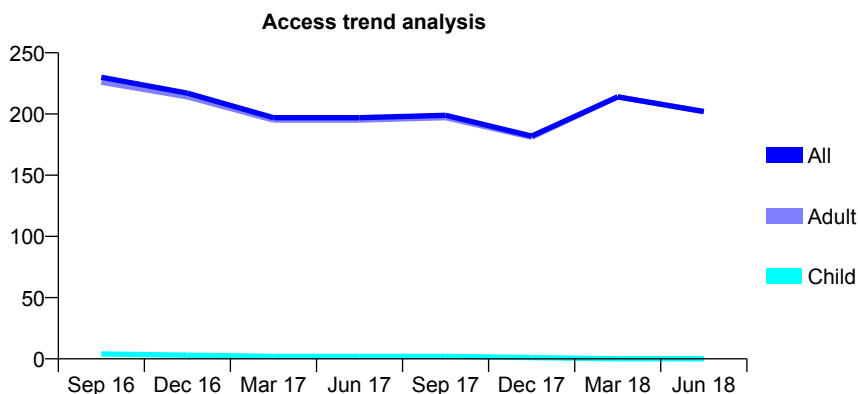
Q63 - Vital Signs At a Glance Contract Report for 397717/0003 - June 2018

Name or company name	MR R KARDEL-TABAR
Contract type name	PDS Contract
Purpose of contract	General
Contract start date	01/06/2013
Contract end date	30/06/2018

18/19 Contracted general activity (UDA)	150
Carry forward general activity (UDA)	0
18/19 Contracted orthodontic activity (UOA)	0
Carry forward orthodontic activity (UOA)	0
Baseline contract value	£7,998.99

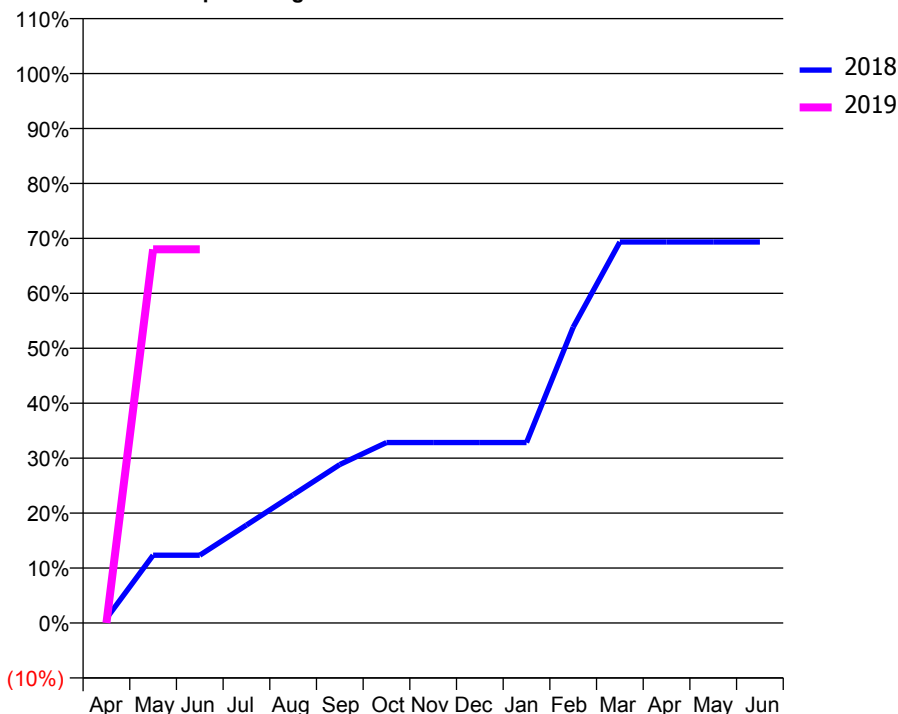
ACCESS*

Patients seen in 24 months	Total	Change since previous quarter
Quarter ending June 2017	197	
Quarter ending September 2017	199	→
Quarter ending December 2017	182	↓
Quarter ending March 2018	214	↑
Quarter ending June 2018	202	↓
Variance since June 2017	2.5%	↑



ACTIVITY

Cumulative percentage of contracted UDA delivered 2018 & 2019



Month	Adjusted Scheduled Activity (UDA)	
	2018	2019
April	5	0
May	74	102
June	74	102
July	107	
August	140	
September	173	
October	197	
November	197	
December	197	
January	197	
February	323	
March	416	
April	416	
May	416	
June	416	

QUALITY

	Quantity	Base Number	Contract	AT	Region	England
% of FP17s for the same patient ID Re-attending within 3 months - Children	0	0	N/A	9.8%	11.5%	11.5%
% of FP17s for the same patient ID Re-attending within 3 months - Adults	0	34	0.0%	15.4%	16.6%	15.4%
% of FP17s for the same patient ID Re-attending between 3 & 9 months - Children	0	0	N/A	49.2%	48.8%	58.9%
% of FP17s for the same patient ID Re-attending between 3 & 9 months - Adults	0	34	0.0%	39.1%	39.3%	51.6%
% of FP17s for Band 1 Urgent Courses	0	34	0.0%	10.0%	10.6%	8.9%
% of FP17s Relating to Free Repair or Replacements	0	34	0.0%	0.6%	0.5%	0.8%
% of FP17s Relating to Continuations	0	34	0.0%	0.9%	0.7%	0.9%
% of Patients satisfied with the dentistry they have received	0	0	N/A	91.6%	90.4%	93.2%
% of Patients satisfied with the time they had to wait for an appointment	0	0	N/A	88.0%	85.3%	88.8%

* This is based on patients treated on this contract for their most recent course of treatment. Figures in italics indicate the base number of FP17s or Patient Questionnaire responses are less than 100. N/A is shown where the base number of responses is less than 10 during the period. % is calculated as Quantity/Base number*100

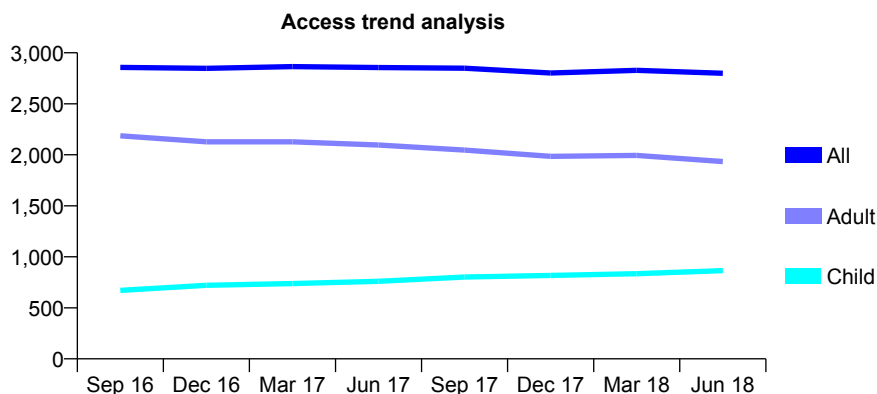
Q63 - Vital Signs At a Glance Contract Report for 397717/0004 - June 2018

Name or company name	MR R KARDEL-TABAR
Contract type name	GDS Contract
Purpose of contract	General
Contract start date	01/10/2014
Contract end date	

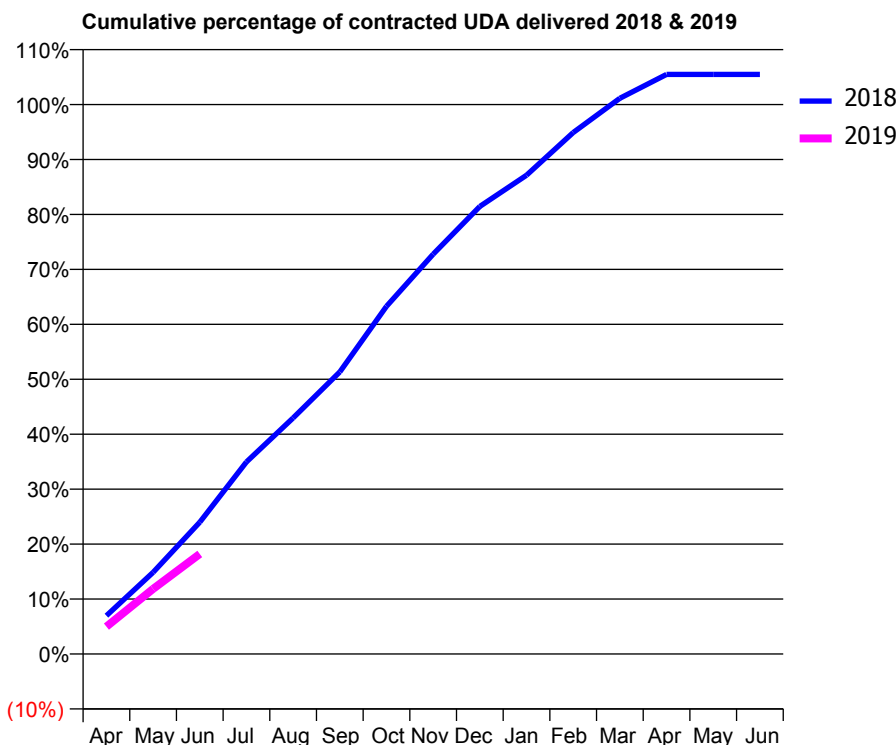
18/19 Contracted general activity (UDA)	6,334
Carry forward general activity (UDA)	0
18/19 Contracted orthodontic activity (UOA)	0
Carry forward orthodontic activity (UOA)	0
Baseline contract value	£164,894.32

ACCESS*

Patients seen in 24 months	Total	Change since previous quarter
Quarter ending June 2017	2,856	
Quarter ending September 2017	2,849	→
Quarter ending December 2017	2,802	↓
Quarter ending March 2018	2,828	→
Quarter ending June 2018	2,799	↓
Variance since June 2017	(2.0%)	↓



ACTIVITY



Month	Adjusted Scheduled Activity (UDA)	
	2018	2019
April	443	316
May	942	752
June	1,519	1,153
July	2,215	
August	2,722	
September	3,252	
October	4,008	
November	4,609	
December	5,159	
January	5,519	
February	6,011	
March	6,406	
April	6,681	
May	6,681	
June	6,681	

QUALITY

	Quantity	Base Number	Contract	AT	Region	England
% of FP17s for the same patient ID Re-attending within 3 months - Children	18	249	7.2%	9.8%	11.5%	11.5%
% of FP17s for the same patient ID Re-attending within 3 months - Adults	62	397	15.6%	15.4%	16.6%	15.4%
% of FP17s for the same patient ID Re-attending between 3 & 9 months - Children	96	249	38.6%	49.2%	48.8%	58.9%
% of FP17s for the same patient ID Re-attending between 3 & 9 months - Adults	106	397	26.7%	39.1%	39.3%	51.6%
% of FP17s for Band 1 Urgent Courses	110	539	20.4%	10.0%	10.6%	8.9%
% of FP17s Relating to Free Repair or Replacements	1	539	0.2%	0.6%	0.5%	0.8%
% of FP17s Relating to Continuations	0	539	0.0%	0.9%	0.7%	0.9%
% of Patients satisfied with the dentistry they have received	3	3	N/A	91.6%	90.4%	93.2%
% of Patients satisfied with the time they had to wait for an appointment	3	3	N/A	88.0%	85.3%	88.8%

* This is based on patients treated on this contract for their most recent course of treatment. Figures in italics indicate the base number of FP17s or Patient Questionnaire responses are less than 100. N/A is shown where the base number of responses is less than 10 during the period. % is calculated as Quantity/Base number*100

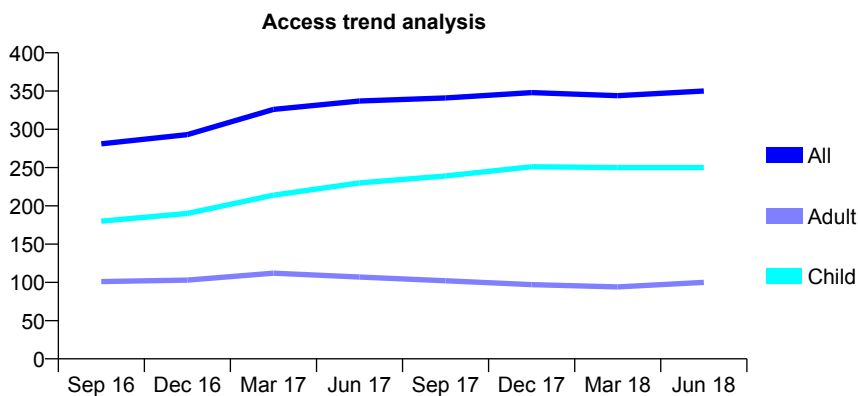
Q63 - Vital Signs At a Glance Contract Report for 559083/0005 - June 2018

Name or company name	MR VS SEHMI
Contract type name	GDS Contract
Purpose of contract	General
Contract start date	23/01/2012
Contract end date	

18/19 Contracted general activity (UDA)	859
Carry forward general activity (UDA)	0
18/19 Contracted orthodontic activity (UOA)	0
Carry forward orthodontic activity (UOA)	0
Baseline contract value	£19,584.05

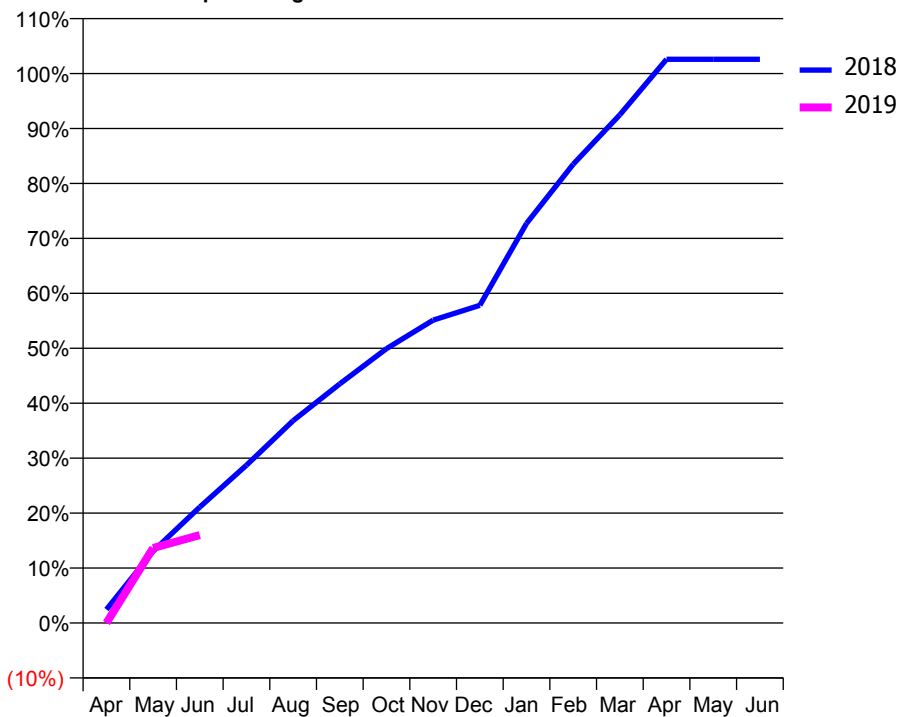
ACCESS*

Patients seen in 24 months	Total	Change since previous quarter
Quarter ending June 2017	337	
Quarter ending September 2017	341	→
Quarter ending December 2017	348	↑
Quarter ending March 2018	344	↓
Quarter ending June 2018	350	→
Variance since June 2017	3.9%	↑



ACTIVITY

Cumulative percentage of contracted UDA delivered 2018 & 2019



Adjusted Scheduled Activity (UDA)

Month	2018	2019
April	21	0
May	112	117
June	181	137
July	247	
August	316	
September	374	
October	429	
November	473	
December	497	
January	625	
February	717	
March	795	
April	881	
May	881	
June	881	

QUALITY

	Quantity	Base Number	Contract	AT	Region	England
% of FP17s for the same patient ID Re-attending within 3 months - Children	13	67	19.4%	9.8%	11.5%	11.5%
% of FP17s for the same patient ID Re-attending within 3 months - Adults	6	23	26.1%	15.4%	16.6%	15.4%
% of FP17s for the same patient ID Re-attending between 3 & 9 months - Children	23	67	34.3%	49.2%	48.8%	58.9%
% of FP17s for the same patient ID Re-attending between 3 & 9 months - Adults	7	23	30.4%	39.1%	39.3%	51.6%
% of FP17s for Band 1 Urgent Courses	7	54	13.0%	10.0%	10.6%	8.9%
% of FP17s Relating to Free Repair or Replacements	0	54	0.0%	0.6%	0.5%	0.8%
% of FP17s Relating to Continuations	0	54	0.0%	0.9%	0.7%	0.9%
% of Patients satisfied with the dentistry they have received	0	0	N/A	91.6%	90.4%	93.2%
% of Patients satisfied with the time they had to wait for an appointment	0	0	N/A	88.0%	85.3%	88.8%

* This is based on patients treated on this contract for their most recent course of treatment. Figures in italics indicate the base number of FP17s or Patient Questionnaire responses are less than 100. N/A is shown where the base number of responses is less than 10 during the period. % is calculated as Quantity/Base number*100

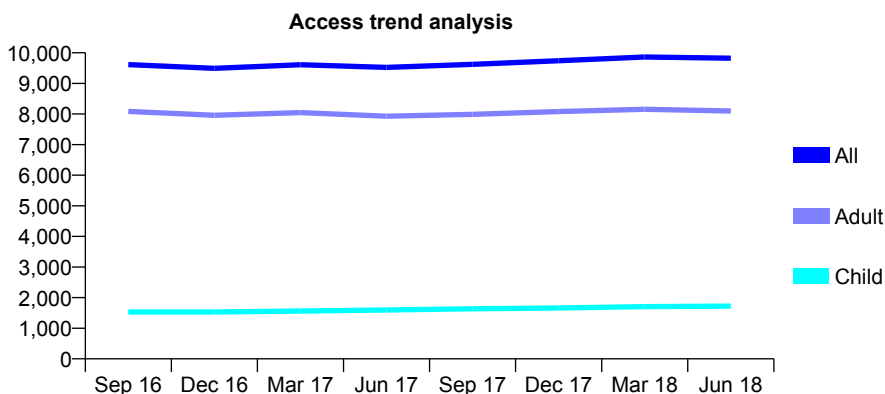
Q63 - Vital Signs At a Glance Contract Report for 559350/0001 - June 2018

Name or company name	MR S SURENDRA
Contract type name	GDS Contract
Purpose of contract	General
Contract start date	01/04/2006
Contract end date	

18/19 Contracted general activity (UDA)	24,100
Carry forward general activity (UDA)	0
18/19 Contracted orthodontic activity (UOA)	0
Carry forward orthodontic activity (UOA)	0
Baseline contract value	£725,354.98

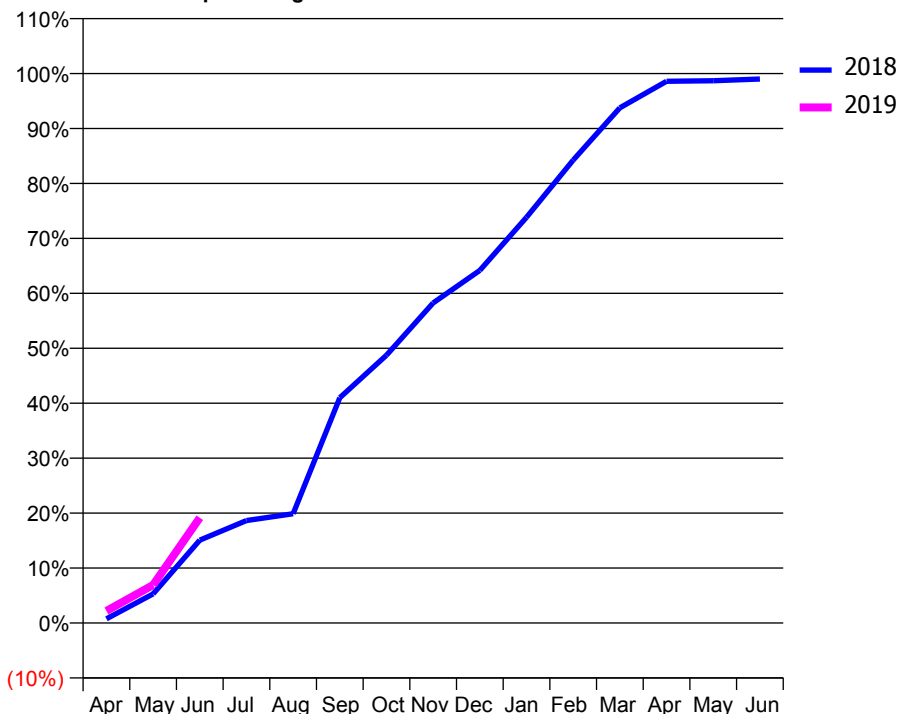
ACCESS*

Patients seen in 24 months	Total	Change since previous quarter
Quarter ending June 2017	9,522	
Quarter ending September 2017	9,625	→
Quarter ending December 2017	9,740	→
Quarter ending March 2018	9,864	→
Quarter ending June 2018	9,823	→
Variance since June 2017	3.2%	↑



ACTIVITY

Cumulative percentage of contracted UDA delivered 2018 & 2019



Month	Adjusted Scheduled Activity (UDA)	
	2018	2019
April	185	528
May	1,277	1,668
June	3,632	4,616
July	4,495	
August	4,792	
September	9,883	
October	11,747	
November	14,039	
December	15,463	
January	17,794	
February	20,302	
March	22,598	
April	23,757	
May	23,785	
June	23,857	

QUALITY

	Quantity	Base Number	Contract	AT	Region	England
% of FP17s for the same patient ID Re-attending within 3 months - Children	42	555	7.6%	9.8%	11.5%	11.5%
% of FP17s for the same patient ID Re-attending within 3 months - Adults	235	2,046	11.5%	15.4%	16.6%	15.4%
% of FP17s for the same patient ID Re-attending between 3 & 9 months - Children	243	555	43.8%	49.2%	48.8%	58.9%
% of FP17s for the same patient ID Re-attending between 3 & 9 months - Adults	642	2,046	31.4%	39.1%	39.3%	51.6%
% of FP17s for Band 1 Urgent Courses	146	2,079	7.0%	10.0%	10.6%	8.9%
% of FP17s Relating to Free Repair or Replacements	1	2,079	0.0%	0.6%	0.5%	0.8%
% of FP17s Relating to Continuations	6	2,079	0.3%	0.9%	0.7%	0.9%
% of Patients satisfied with the dentistry they have received	3	3	N/A	91.6%	90.4%	93.2%
% of Patients satisfied with the time they had to wait for an appointment	3	3	N/A	88.0%	85.3%	88.8%

* This is based on patients treated on this contract for their most recent course of treatment. Figures in italics indicate the base number of FP17s or Patient Questionnaire responses are less than 100. N/A is shown where the base number of responses is less than 10 during the period. % is calculated as Quantity/Base number*100

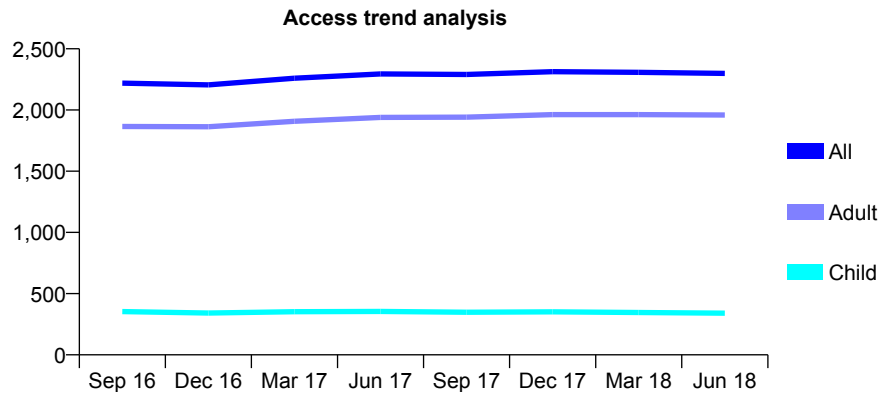
Q63 - Vital Signs At a Glance Contract Report for 565164/0001 - June 2018

Name or company name	MISS P SARGENT
Contract type name	GDS Contract
Purpose of contract	General
Contract start date	01/04/2006
Contract end date	

18/19 Contracted general activity (UDA)	6,700
Carry forward general activity (UDA)	0
18/19 Contracted orthodontic activity (UOA)	0
Carry forward orthodontic activity (UOA)	0
Baseline contract value	£139,898.72

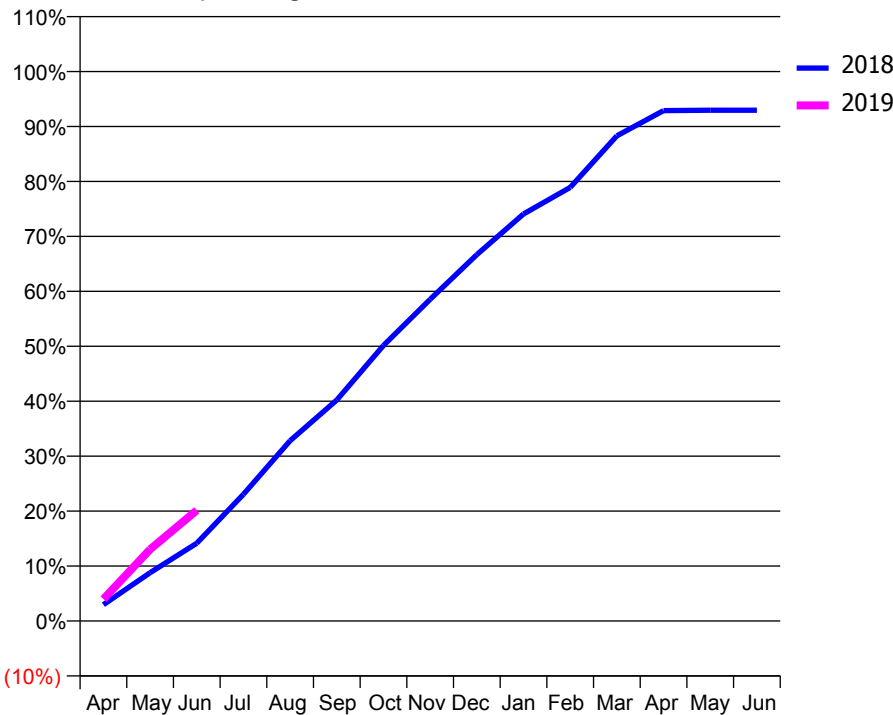
ACCESS*

Patients seen in 24 months	Total	Change since previous quarter
Quarter ending June 2017	2,295	
Quarter ending September 2017	2,290	→
Quarter ending December 2017	2,313	→
Quarter ending March 2018	2,308	→
Quarter ending June 2018	2,299	→
Variance since June 2017	0.2%	→



ACTIVITY

Cumulative percentage of contracted UDA delivered 2018 & 2019



Adjusted Scheduled Activity (UDA)		
Month	2018	2019
April	199	267
May	590	874
June	949	1,350
July	1,545	
August	2,198	
September	2,694	
October	3,360	
November	3,923	
December	4,468	
January	4,964	
February	5,286	
March	5,916	
April	6,223	
May	6,228	
June	6,228	

QUALITY

	Quantity	Base Number	Contract	AT	Region	England
% of FP17s for the same patient ID Re-attending within 3 months - Children	1	152	0.7%	9.8%	11.5%	11.5%
% of FP17s for the same patient ID Re-attending within 3 months - Adults	81	821	9.9%	15.4%	16.6%	15.4%
% of FP17s for the same patient ID Re-attending between 3 & 9 months - Children	99	152	65.1%	49.2%	48.8%	58.9%
% of FP17s for the same patient ID Re-attending between 3 & 9 months - Adults	468	821	57.0%	39.1%	39.3%	51.6%
% of FP17s for Band 1 Urgent Courses	54	824	6.6%	10.0%	10.6%	8.9%
% of FP17s Relating to Free Repair or Replacements	0	824	0.0%	0.6%	0.5%	0.8%
% of FP17s Relating to Continuations	7	824	0.8%	0.9%	0.7%	0.9%
% of Patients satisfied with the dentistry they have received	7	7	N/A	91.6%	90.4%	93.2%
% of Patients satisfied with the time they had to wait for an appointment	7	7	N/A	88.0%	85.3%	88.8%

* This is based on patients treated on this contract for their most recent course of treatment. Figures in italics indicate the base number of FP17s or Patient Questionnaire responses are less than 100. N/A is shown where the base number of responses is less than 10 during the period. % is calculated as Quantity/Base number*100

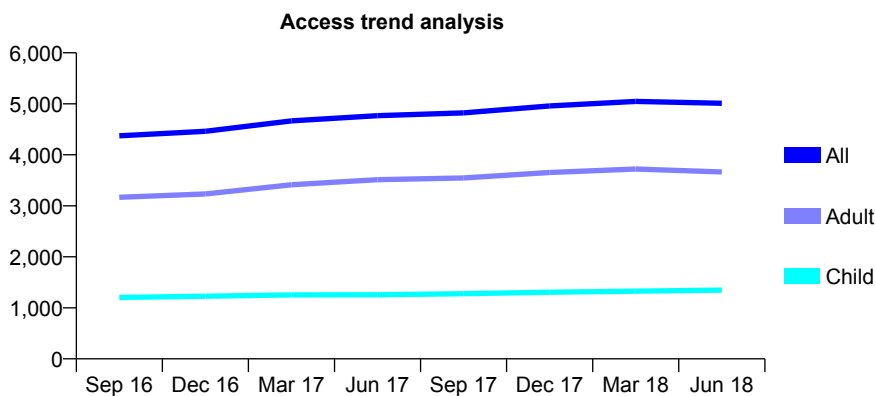
Q63 - Vital Signs At a Glance Contract Report for 566470/0001 - June 2018

Name or company name	MISS D OZA
Contract type name	GDS Contract
Purpose of contract	General
Contract start date	01/04/2006
Contract end date	

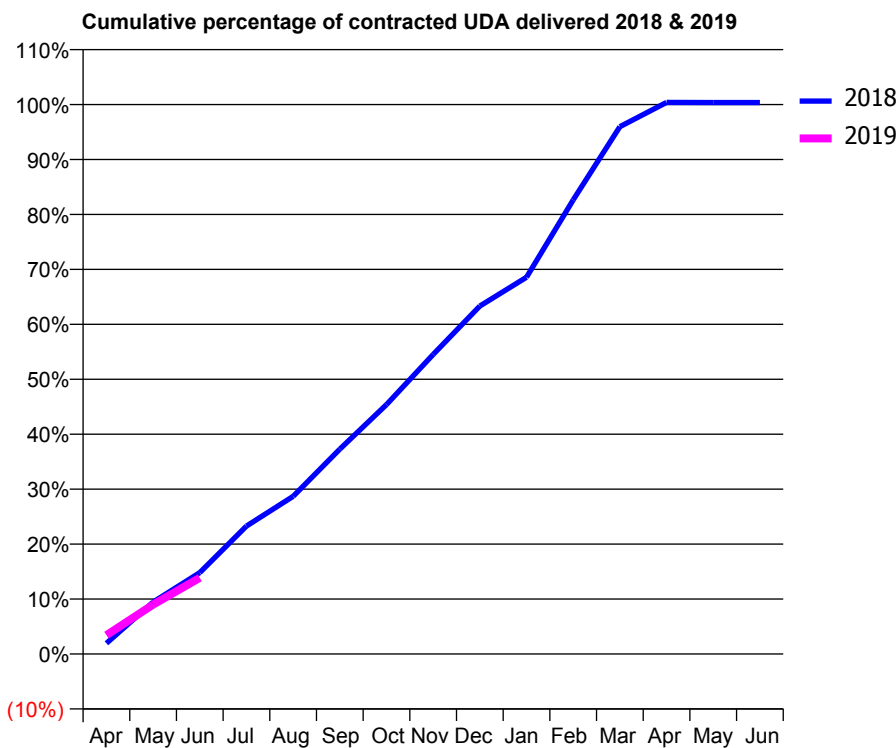
18/19 Contracted general activity (UDA)	13,874
Carry forward general activity (UDA)	0
18/19 Contracted orthodontic activity (UOA)	0
Carry forward orthodontic activity (UOA)	0
Baseline contract value	£357,561.66

ACCESS*

Patients seen in 24 months	Total	Change since previous quarter
Quarter ending June 2017	4,768	
Quarter ending September 2017	4,823	→
Quarter ending December 2017	4,958	↑
Quarter ending March 2018	5,048	→
Quarter ending June 2018	5,011	→
Variance since June 2017	5.1%	↑



ACTIVITY



Month	Adjusted Scheduled Activity (UDA)	
	2018	2019
April	273	477
May	1,313	1,247
June	2,054	1,924
July	3,231	
August	3,982	
September	5,171	
October	6,297	
November	7,565	
December	8,785	
January	9,512	
February	11,464	
March	13,315	
April	13,926	
May	13,925	
June	13,925	

QUALITY

	Quantity	Base Number	Contract	AT	Region	England
% of FP17s for the same patient ID Re-attending within 3 months - Children	21	312	6.7%	9.8%	11.5%	11.5%
% of FP17s for the same patient ID Re-attending within 3 months - Adults	85	761	11.2%	15.4%	16.6%	15.4%
% of FP17s for the same patient ID Re-attending between 3 & 9 months - Children	124	312	39.7%	49.2%	48.8%	58.9%
% of FP17s for the same patient ID Re-attending between 3 & 9 months - Adults	308	761	40.5%	39.1%	39.3%	51.6%
% of FP17s for Band 1 Urgent Courses	61	864	7.1%	10.0%	10.6%	8.9%
% of FP17s Relating to Free Repair or Replacements	2	864	0.2%	0.6%	0.5%	0.8%
% of FP17s Relating to Continuations	0	864	0.0%	0.9%	0.7%	0.9%
% of Patients satisfied with the dentistry they have received	0	0	N/A	91.6%	90.4%	93.2%
% of Patients satisfied with the time they had to wait for an appointment	0	0	N/A	88.0%	85.3%	88.8%

* This is based on patients treated on this contract for their most recent course of treatment. Figures in italics indicate the base number of FP17s or Patient Questionnaire responses are less than 100. N/A is shown where the base number of responses is less than 10 during the period. % is calculated as Quantity/Base number*100

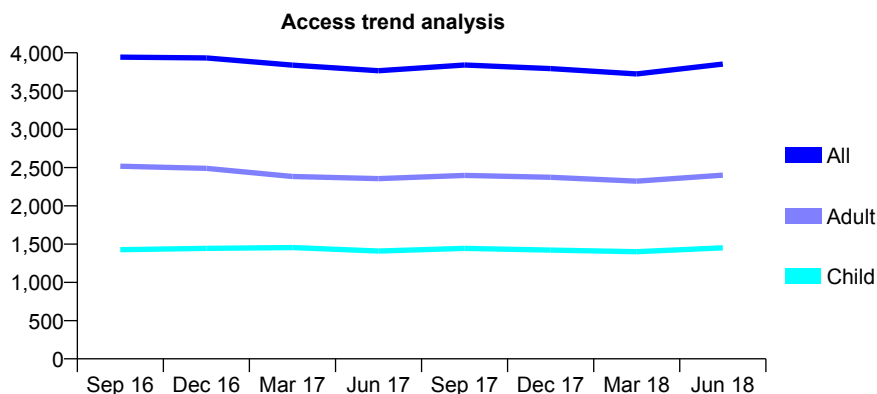
Q63 - Vital Signs At a Glance Contract Report for 567159/0002 - June 2018

Name or company name	K Sachdev, A Sachdev, M Sachdev, N Sac
Contract type name	GDS Contract
Purpose of contract	General
Contract start date	01/04/2006
Contract end date	

18/19 Contracted general activity (UDA)	8,750
Carry forward general activity (UDA)	0
18/19 Contracted orthodontic activity (UOA)	0
Carry forward orthodontic activity (UOA)	0
Baseline contract value	£289,800.20

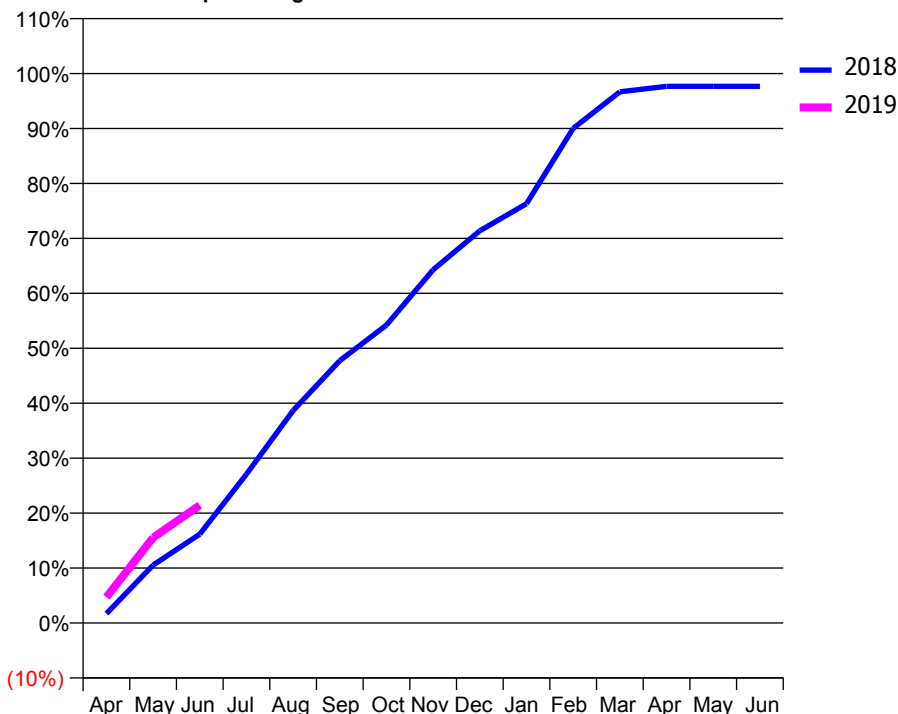
ACCESS*

Patients seen in 24 months	Total	Change since previous quarter
Quarter ending June 2017	3,766	
Quarter ending September 2017	3,841	→
Quarter ending December 2017	3,794	↓
Quarter ending March 2018	3,723	↓
Quarter ending June 2018	3,852	↑
Variance since June 2017	2.3%	↑



ACTIVITY

Cumulative percentage of contracted UDA delivered 2018 & 2019



Adjusted Scheduled Activity (UDA)

Month	2018	2019
April	150	413
May	922	1,361
June	1,416	1,875
July	2,371	
August	3,383	
September	4,178	
October	4,745	
November	5,625	
December	6,245	
January	6,676	
February	7,876	
March	8,457	
April	8,545	
May	8,545	
June	8,545	

QUALITY

	Quantity	Base Number	Contract	AT	Region	England
% of FP17s for the same patient ID Re-attending within 3 months - Children	30	521	5.8%	9.8%	11.5%	11.5%
% of FP17s for the same patient ID Re-attending within 3 months - Adults	70	497	14.1%	15.4%	16.6%	15.4%
% of FP17s for the same patient ID Re-attending between 3 & 9 months - Children	233	521	44.7%	49.2%	48.8%	58.9%
% of FP17s for the same patient ID Re-attending between 3 & 9 months - Adults	112	497	22.5%	39.1%	39.3%	51.6%
% of FP17s for Band 1 Urgent Courses	142	980	14.5%	10.0%	10.6%	8.9%
% of FP17s Relating to Free Repair or Replacements	1	980	0.1%	0.6%	0.5%	0.8%
% of FP17s Relating to Continuations	12	980	1.2%	0.9%	0.7%	0.9%
% of Patients satisfied with the dentistry they have received	0	1	N/A	91.6%	90.4%	93.2%
% of Patients satisfied with the time they had to wait for an appointment	1	1	N/A	88.0%	85.3%	88.8%

* This is based on patients treated on this contract for their most recent course of treatment. Figures in italics indicate the base number of FP17s or Patient Questionnaire responses are less than 100. N/A is shown where the base number of responses is less than 10 during the period. % is calculated as Quantity/Base number*100

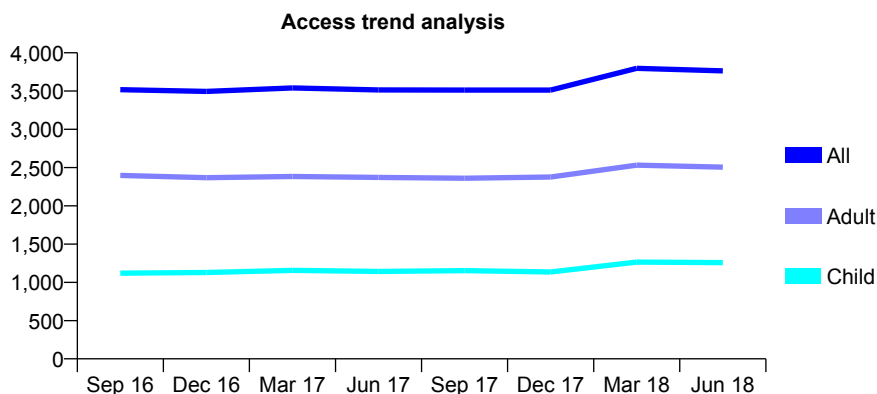
Q63 - Vital Signs At a Glance Contract Report for 567159/0003 - June 2018

Name or company name	K Sachdev, A Sachdev, M Sachdev, N Sac
Contract type name	GDS Contract
Purpose of contract	General
Contract start date	01/04/2006
Contract end date	

18/19 Contracted general activity (UDA)	12,000
Carry forward general activity (UDA)	0
18/19 Contracted orthodontic activity (UOA)	0
Carry forward orthodontic activity (UOA)	0
Baseline contract value	£370,335.40

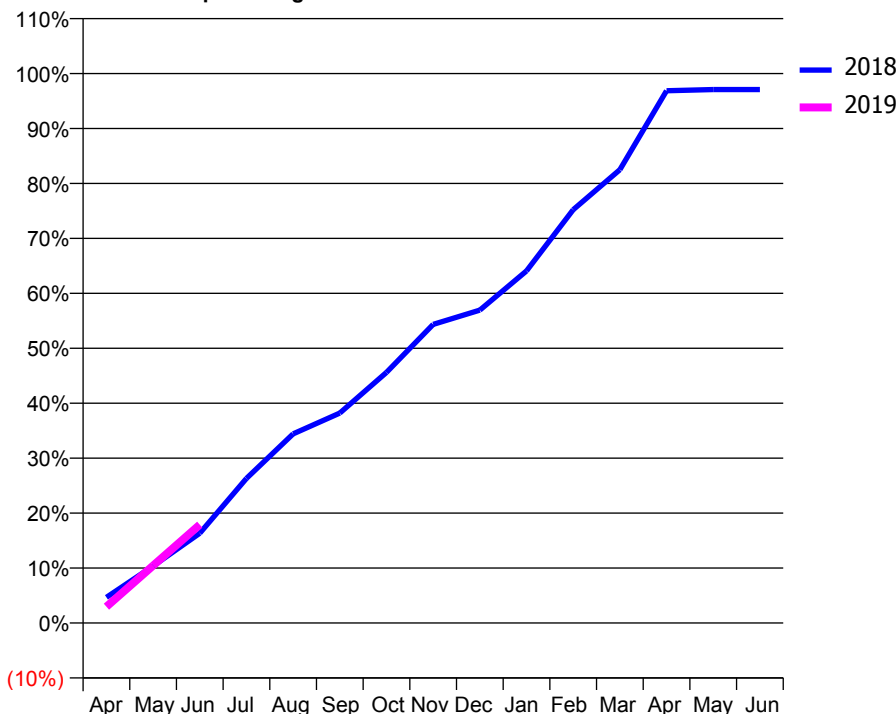
ACCESS*

Patients seen in 24 months	Total	Change since previous quarter
Quarter ending June 2017	3,514	
Quarter ending September 2017	3,513	→
Quarter ending December 2017	3,513	→
Quarter ending March 2018	3,797	↑
Quarter ending June 2018	3,763	→
Variance since June 2017	7.1%	↑



ACTIVITY

Cumulative percentage of contracted UDA delivered 2018 & 2019



Adjusted Scheduled Activity (UDA)

Month	2018	2019
April	559	358
May	1,244	1,253
June	1,962	2,147
July	3,159	
August	4,132	
September	4,585	
October	5,474	
November	6,522	
December	6,832	
January	7,689	
February	9,026	
March	9,900	
April	11,624	
May	11,648	
June	11,648	

QUALITY

	Quantity	Base Number	Contract	AT	Region	England
% of FP17s for the same patient ID Re-attending within 3 months - Children	39	522	7.5%	9.8%	11.5%	11.5%
% of FP17s for the same patient ID Re-attending within 3 months - Adults	140	758	18.5%	15.4%	16.6%	15.4%
% of FP17s for the same patient ID Re-attending between 3 & 9 months - Children	140	522	26.8%	49.2%	48.8%	58.9%
% of FP17s for the same patient ID Re-attending between 3 & 9 months - Adults	170	758	22.4%	39.1%	39.3%	51.6%
% of FP17s for Band 1 Urgent Courses	176	731	24.1%	10.0%	10.6%	8.9%
% of FP17s Relating to Free Repair or Replacements	6	731	0.8%	0.6%	0.5%	0.8%
% of FP17s Relating to Continuations	13	731	1.8%	0.9%	0.7%	0.9%
% of Patients satisfied with the dentistry they have received	1	1	N/A	91.6%	90.4%	93.2%
% of Patients satisfied with the time they had to wait for an appointment	0	1	N/A	88.0%	85.3%	88.8%

* This is based on patients treated on this contract for their most recent course of treatment. Figures in italics indicate the base number of FP17s or Patient Questionnaire responses are less than 100. N/A is shown where the base number of responses is less than 10 during the period. % is calculated as Quantity/Base number*100

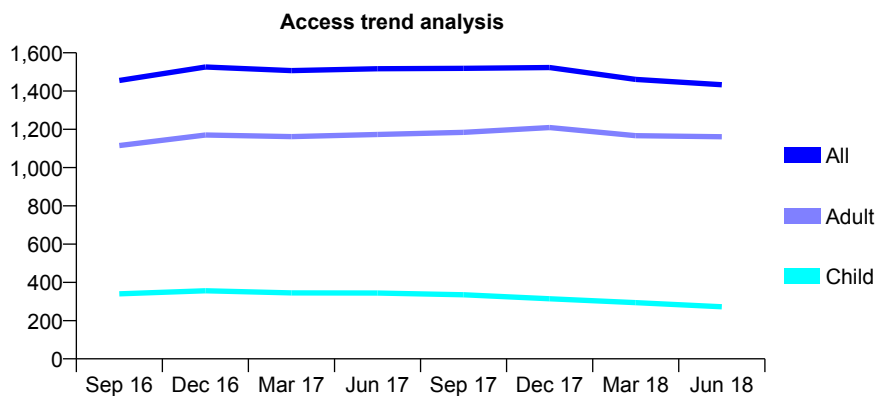
Q63 - Vital Signs At a Glance Contract Report for 567280/0001 - June 2018

Name or company name	MR NL WATERS
Contract type name	GDS Contract
Purpose of contract	General
Contract start date	01/04/2006
Contract end date	

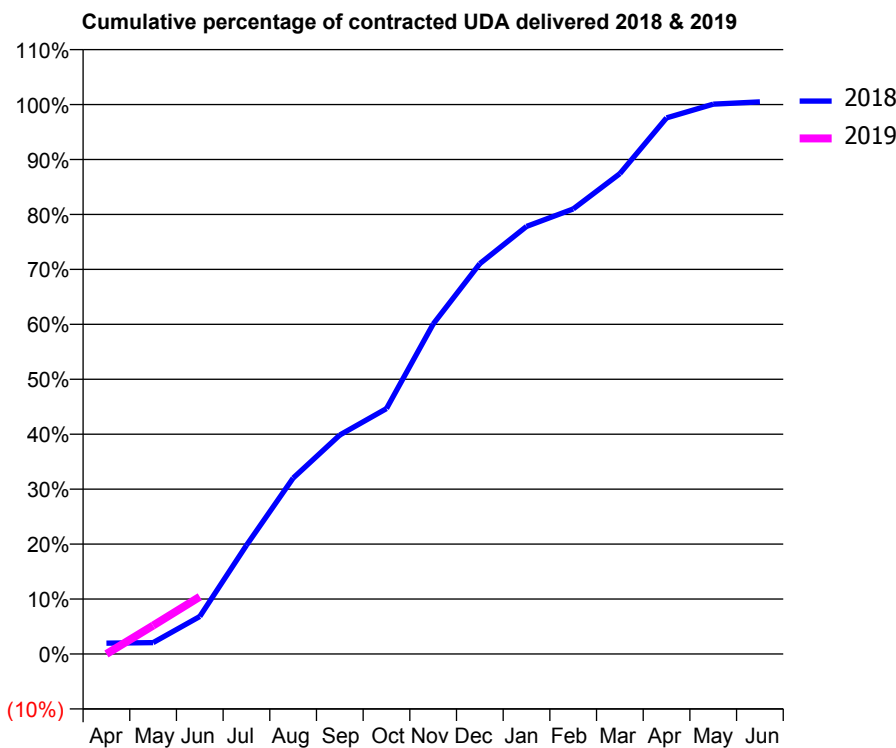
18/19 Contracted general activity (UDA)	3,519
Carry forward general activity (UDA)	0
18/19 Contracted orthodontic activity (UOA)	0
Carry forward orthodontic activity (UOA)	0
Baseline contract value	£103,385.57

ACCESS*

Patients seen in 24 months	Total	Change since previous quarter
Quarter ending June 2017	1,517	
Quarter ending September 2017	1,519	→
Quarter ending December 2017	1,523	→
Quarter ending March 2018	1,461	↓
Quarter ending June 2018	1,433	↓
Variance since June 2017	(5.5%)	↓



ACTIVITY



Month	Adjusted Scheduled Activity (UDA)	
	2018	2019
April	70	0
May	73	183
June	240	367
July	696	
August	1,127	
September	1,403	
October	1,571	
November	2,113	
December	2,500	
January	2,738	
February	2,850	
March	3,076	
April	3,433	
May	3,521	
June	3,536	

QUALITY

	Quantity	Base Number	Contract	AT	Region	England
% of FP17s for the same patient ID Re-attending within 3 months - Children	6	59	10.2%	9.8%	11.5%	11.5%
% of FP17s for the same patient ID Re-attending within 3 months - Adults	15	233	6.4%	15.4%	16.6%	15.4%
% of FP17s for the same patient ID Re-attending between 3 & 9 months - Children	19	59	32.2%	49.2%	48.8%	58.9%
% of FP17s for the same patient ID Re-attending between 3 & 9 months - Adults	79	233	33.9%	39.1%	39.3%	51.6%
% of FP17s for Band 1 Urgent Courses	5	129	3.9%	10.0%	10.6%	8.9%
% of FP17s Relating to Free Repair or Replacements	0	129	0.0%	0.6%	0.5%	0.8%
% of FP17s Relating to Continuations	0	129	0.0%	0.9%	0.7%	0.9%
% of Patients satisfied with the dentistry they have received	0	0	N/A	91.6%	90.4%	93.2%
% of Patients satisfied with the time they had to wait for an appointment	0	0	N/A	88.0%	85.3%	88.8%

* This is based on patients treated on this contract for their most recent course of treatment. Figures in italics indicate the base number of FP17s or Patient Questionnaire responses are less than 100. N/A is shown where the base number of responses is less than 10 during the period. % is calculated as Quantity/Base number*100

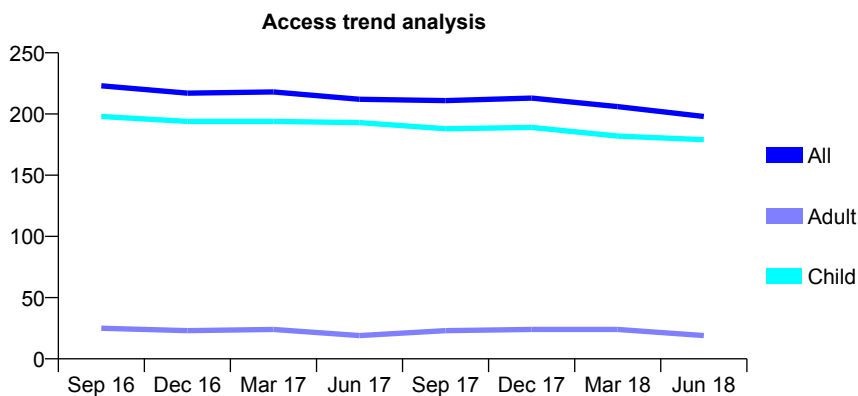
Q63 - Vital Signs At a Glance Contract Report for 567310/0001 - June 2018

Name or company name	MR NS RANA
Contract type name	GDS Contract
Purpose of contract	General
Contract start date	01/04/2006
Contract end date	

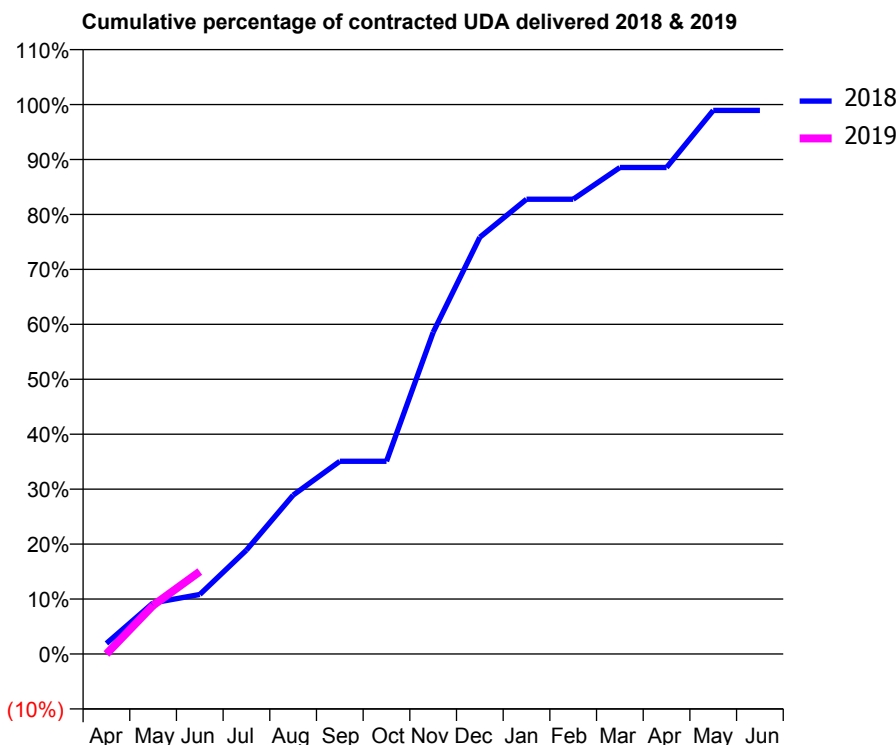
18/19 Contracted general activity (UDA)	260
Carry forward general activity (UDA)	0
18/19 Contracted orthodontic activity (UOA)	0
Carry forward orthodontic activity (UOA)	0
Baseline contract value	£6,766.32

ACCESS*

Patients seen in 24 months	Total	Change since previous quarter
Quarter ending June 2017	212	
Quarter ending September 2017	211	→
Quarter ending December 2017	213	→
Quarter ending March 2018	206	↓
Quarter ending June 2018	198	↓
Variance since June 2017	(6.6%)	↓



ACTIVITY



Month	Adjusted Scheduled Activity (UDA)	
	2018	2019
April	5	0
May	24	23
June	28	39
July	49	
August	75	
September	91	
October	91	
November	152	
December	197	
January	215	
February	215	
March	230	
April	230	
May	257	
June	257	

QUALITY

	Quantity	Base Number	Contract	AT	Region	England
% of FP17s for the same patient ID Re-attending within 3 months - Children	1	64	1.6%	9.8%	11.5%	11.5%
% of FP17s for the same patient ID Re-attending within 3 months - Adults	0	2	0.0%	15.4%	16.6%	15.4%
% of FP17s for the same patient ID Re-attending between 3 & 9 months - Children	42	64	65.6%	49.2%	48.8%	58.9%
% of FP17s for the same patient ID Re-attending between 3 & 9 months - Adults	2	2	100.0%	39.1%	39.3%	51.6%
% of FP17s for Band 1 Urgent Courses	0	35	0.0%	10.0%	10.6%	8.9%
% of FP17s Relating to Free Repair or Replacements	0	35	0.0%	0.6%	0.5%	0.8%
% of FP17s Relating to Continuations	0	35	0.0%	0.9%	0.7%	0.9%
% of Patients satisfied with the dentistry they have received	0	0	N/A	91.6%	90.4%	93.2%
% of Patients satisfied with the time they had to wait for an appointment	0	0	N/A	88.0%	85.3%	88.8%

* This is based on patients treated on this contract for their most recent course of treatment. Figures in italics indicate the base number of FP17s or Patient Questionnaire responses are less than 100. N/A is shown where the base number of responses is less than 10 during the period. % is calculated as Quantity/Base number*100

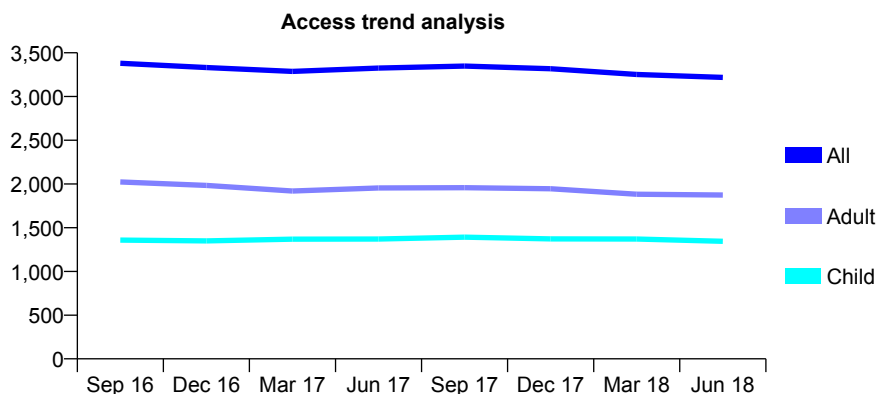
Q63 - Vital Signs At a Glance Contract Report for 567736/0001 - June 2018

Name or company name	MR DM JOSHI
Contract type name	GDS Contract
Purpose of contract	General
Contract start date	01/04/2006
Contract end date	

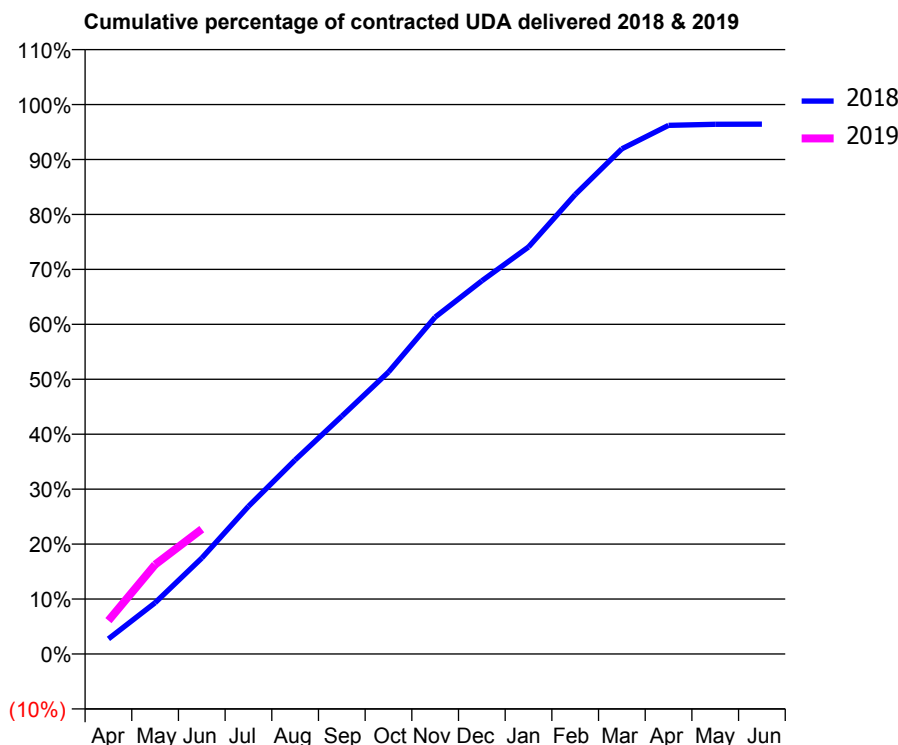
18/19 Contracted general activity (UDA)	6,296
Carry forward general activity (UDA)	0
18/19 Contracted orthodontic activity (UOA)	0
Carry forward orthodontic activity (UOA)	0
Baseline contract value	£189,710.63

ACCESS*

Patients seen in 24 months	Total	Change since previous quarter
Quarter ending June 2017	3,326	
Quarter ending September 2017	3,348	→
Quarter ending December 2017	3,317	→
Quarter ending March 2018	3,252	↓
Quarter ending June 2018	3,219	↓
Variance since June 2017	(3.2%)	↓



ACTIVITY



Adjusted Scheduled Activity (UDA)		
Month	2018	2019
April	173	383
May	588	1,025
June	1,100	1,431
July	1,692	
August	2,224	
September	2,725	
October	3,231	
November	3,861	
December	4,276	
January	4,663	
February	5,264	
March	5,789	
April	6,058	
May	6,069	
June	6,070	

QUALITY

	Quantity	Base Number	Contract	AT	Region	England
% of FP17s for the same patient ID Re-attending within 3 months - Children	28	522	5.4%	9.8%	11.5%	11.5%
% of FP17s for the same patient ID Re-attending within 3 months - Adults	29	456	6.4%	15.4%	16.6%	15.4%
% of FP17s for the same patient ID Re-attending between 3 & 9 months - Children	320	522	61.3%	49.2%	48.8%	58.9%
% of FP17s for the same patient ID Re-attending between 3 & 9 months - Adults	174	456	38.2%	39.1%	39.3%	51.6%
% of FP17s for Band 1 Urgent Courses	45	826	5.4%	10.0%	10.6%	8.9%
% of FP17s Relating to Free Repair or Replacements	1	826	0.1%	0.6%	0.5%	0.8%
% of FP17s Relating to Continuations	2	826	0.2%	0.9%	0.7%	0.9%
% of Patients satisfied with the dentistry they have received	1	1	N/A	91.6%	90.4%	93.2%
% of Patients satisfied with the time they had to wait for an appointment	1	1	N/A	88.0%	85.3%	88.8%

* This is based on patients treated on this contract for their most recent course of treatment. Figures in italics indicate the base number of FP17s or Patient Questionnaire responses are less than 100. N/A is shown where the base number of responses is less than 10 during the period. % is calculated as Quantity/Base number*100

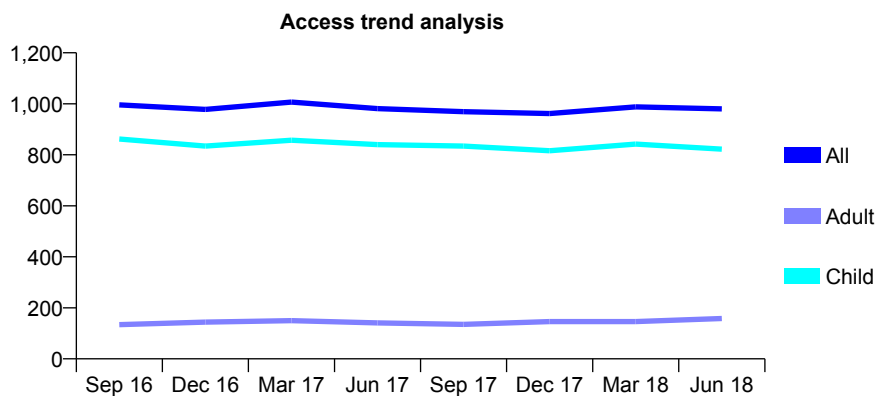
Q63 - Vital Signs At a Glance Contract Report for 574481/0001 - June 2018

Name or company name	MR PD BANNER
Contract type name	GDS Contract
Purpose of contract	General
Contract start date	01/04/2006
Contract end date	

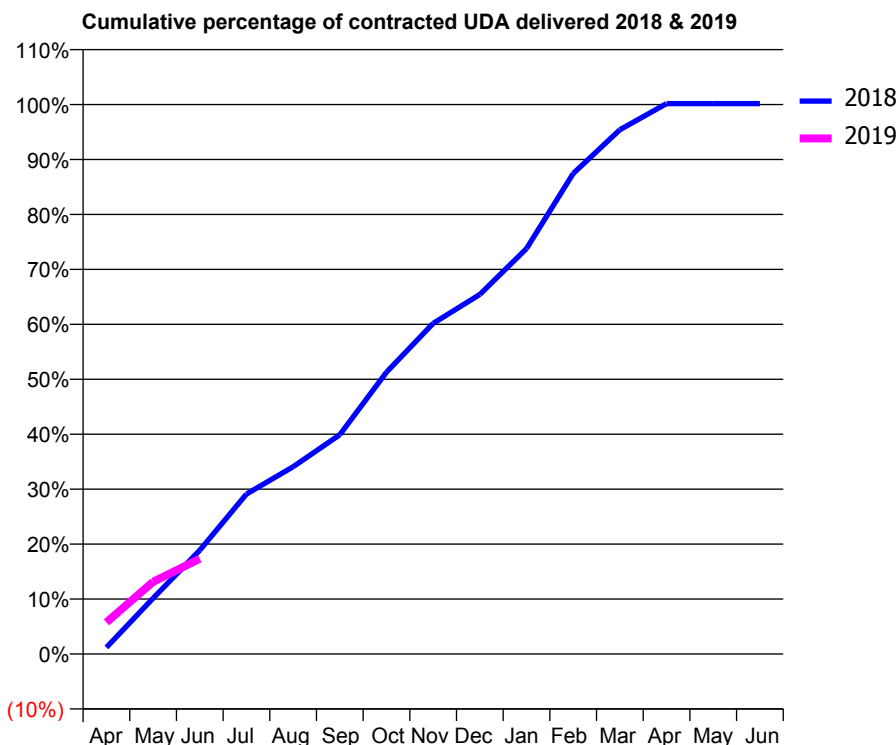
18/19 Contracted general activity (UDA)	2,000
Carry forward general activity (UDA)	0
18/19 Contracted orthodontic activity (UOA)	0
Carry forward orthodontic activity (UOA)	0
Baseline contract value	£48,615.62

ACCESS*

Patients seen in 24 months	Total	Change since previous quarter
Quarter ending June 2017	981	
Quarter ending September 2017	969	↓
Quarter ending December 2017	962	→
Quarter ending March 2018	988	↑
Quarter ending June 2018	980	→
Variance since June 2017	(0.1%)	→



ACTIVITY



Month	Adjusted Scheduled Activity (UDA)	
	2018	2019
April	24	115
May	203	263
June	378	347
July	582	
August	682	
September	798	
October	1,026	
November	1,203	
December	1,309	
January	1,476	
February	1,749	
March	1,908	
April	2,003	
May	2,003	
June	2,003	

QUALITY

	Quantity	Base Number	Contract	AT	Region	England
% of FP17s for the same patient ID Re-attending within 3 months - Children	12	291	4.1%	9.8%	11.5%	11.5%
% of FP17s for the same patient ID Re-attending within 3 months - Adults	2	21	9.5%	15.4%	16.6%	15.4%
% of FP17s for the same patient ID Re-attending between 3 & 9 months - Children	174	291	59.8%	49.2%	48.8%	58.9%
% of FP17s for the same patient ID Re-attending between 3 & 9 months - Adults	12	21	57.1%	39.1%	39.3%	51.6%
% of FP17s for Band 1 Urgent Courses	4	236	1.7%	10.0%	10.6%	8.9%
% of FP17s Relating to Free Repair or Replacements	0	236	0.0%	0.6%	0.5%	0.8%
% of FP17s Relating to Continuations	1	236	0.4%	0.9%	0.7%	0.9%
% of Patients satisfied with the dentistry they have received	0	0	N/A	91.6%	90.4%	93.2%
% of Patients satisfied with the time they had to wait for an appointment	0	0	N/A	88.0%	85.3%	88.8%

* This is based on patients treated on this contract for their most recent course of treatment. Figures in italics indicate the base number of FP17s or Patient Questionnaire responses are less than 100. N/A is shown where the base number of responses is less than 10 during the period. % is calculated as Quantity/Base number*100

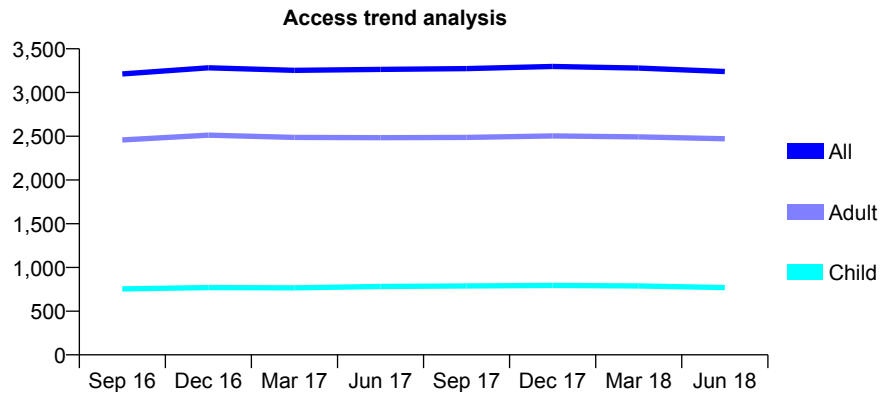
Q63 - Vital Signs At a Glance Contract Report for 574678/0001 - June 2018

Name or company name	MR MJ PRITCHARD
Contract type name	GDS Contract
Purpose of contract	General
Contract start date	01/04/2006
Contract end date	

18/19 Contracted general activity (UDA)	8,500
Carry forward general activity (UDA)	0
18/19 Contracted orthodontic activity (UOA)	0
Carry forward orthodontic activity (UOA)	0
Baseline contract value	£226,902.16

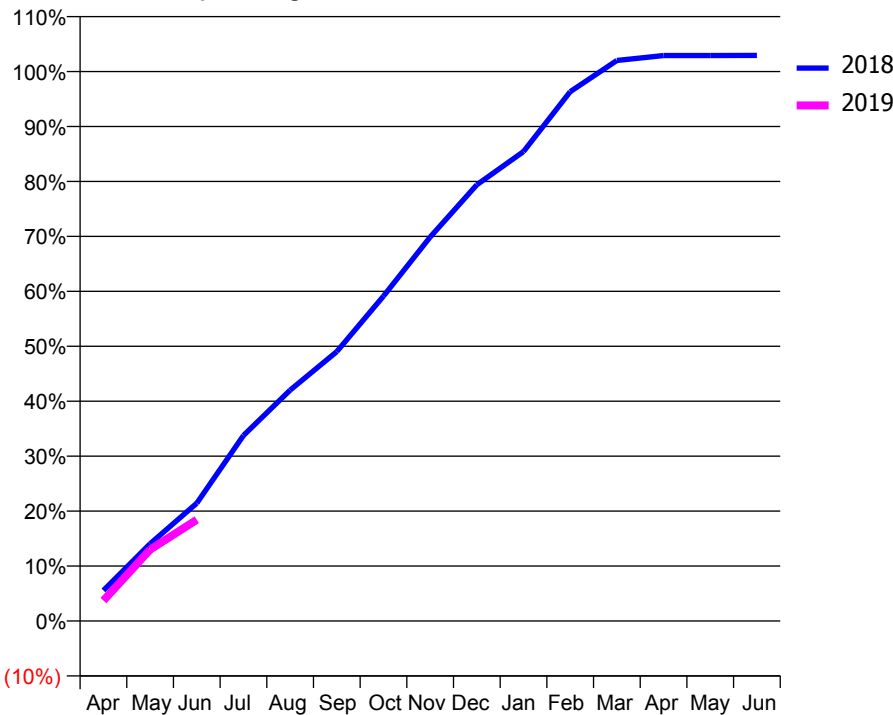
ACCESS*

Patients seen in 24 months	Total	Change since previous quarter
Quarter ending June 2017	3,265	
Quarter ending September 2017	3,274	→
Quarter ending December 2017	3,298	→
Quarter ending March 2018	3,280	→
Quarter ending June 2018	3,240	↓
Variance since June 2017	(0.8%)	→



ACTIVITY

Cumulative percentage of contracted UDA delivered 2018 & 2019



Month	Adjusted Scheduled Activity (UDA)	
	2018	2019
April	474	316
May	1,196	1,105
June	1,823	1,566
July	2,871	
August	3,571	
September	4,167	
October	5,026	
November	5,939	
December	6,748	
January	7,262	
February	8,188	
March	8,671	
April	8,747	
May	8,747	
June	8,748	

QUALITY

	Quantity	Base Number	Contract	AT	Region	England
% of FP17s for the same patient ID Re-attending within 3 months - Children	8	230	3.5%	9.8%	11.5%	11.5%
% of FP17s for the same patient ID Re-attending within 3 months - Adults	43	694	6.2%	15.4%	16.6%	15.4%
% of FP17s for the same patient ID Re-attending between 3 & 9 months - Children	161	230	70.0%	49.2%	48.8%	58.9%
% of FP17s for the same patient ID Re-attending between 3 & 9 months - Adults	475	694	68.4%	39.1%	39.3%	51.6%
% of FP17s for Band 1 Urgent Courses	10	887	1.1%	10.0%	10.6%	8.9%
% of FP17s Relating to Free Repair or Replacements	0	887	0.0%	0.6%	0.5%	0.8%
% of FP17s Relating to Continuations	1	887	0.1%	0.9%	0.7%	0.9%
% of Patients satisfied with the dentistry they have received	3	3	N/A	91.6%	90.4%	93.2%
% of Patients satisfied with the time they had to wait for an appointment	2	3	N/A	88.0%	85.3%	88.8%

* This is based on patients treated on this contract for their most recent course of treatment. Figures in italics indicate the base number of FP17s or Patient Questionnaire responses are less than 100. N/A is shown where the base number of responses is less than 10 during the period. % is calculated as Quantity/Base number*100

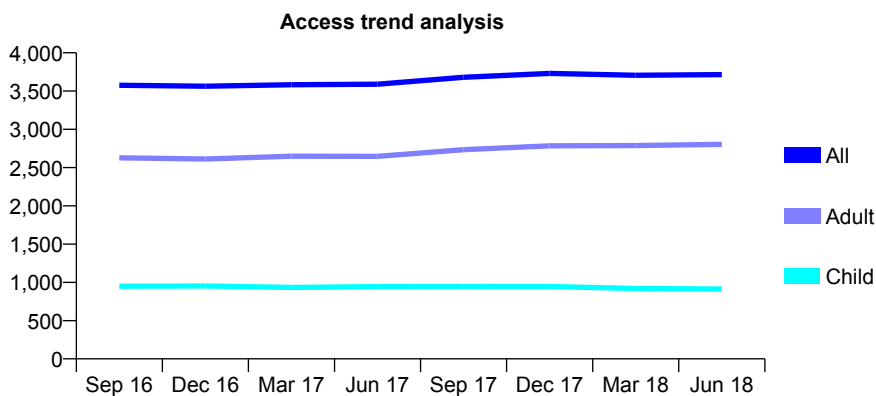
Q63 - Vital Signs At a Glance Contract Report for 576611/0001 - June 2018

Name or company name	MISS SN PATEL
Contract type name	GDS Contract
Purpose of contract	General
Contract start date	01/04/2006
Contract end date	

18/19 Contracted general activity (UDA)	10,620
Carry forward general activity (UDA)	0
18/19 Contracted orthodontic activity (UOA)	0
Carry forward orthodontic activity (UOA)	0
Baseline contract value	£264,858.92

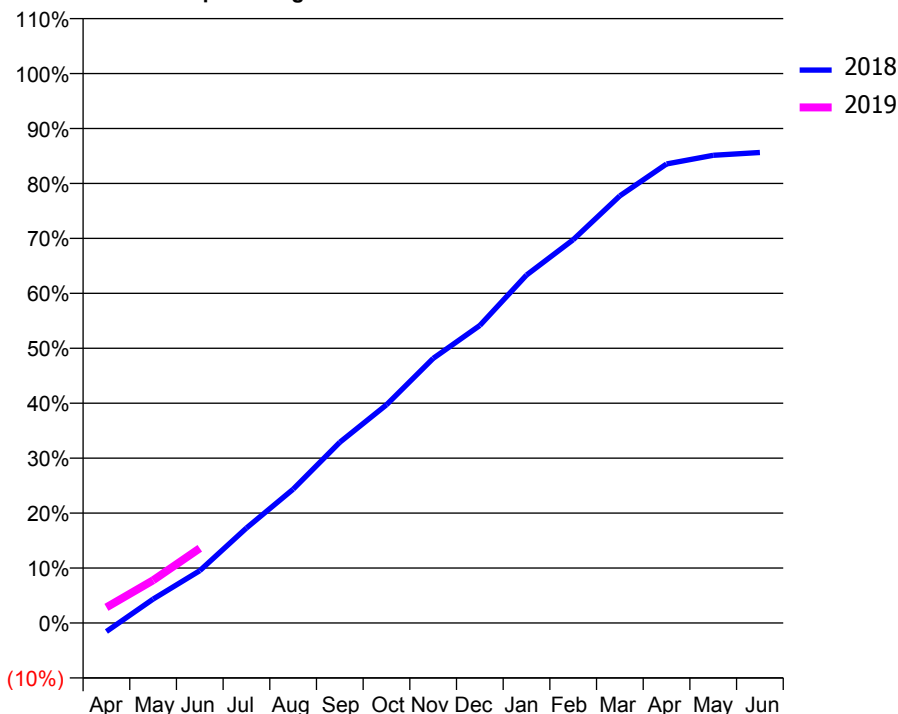
ACCESS*

Patients seen in 24 months	Total	Change since previous quarter
Quarter ending June 2017	3,590	
Quarter ending September 2017	3,681	↑
Quarter ending December 2017	3,730	→
Quarter ending March 2018	3,707	→
Quarter ending June 2018	3,715	→
Variance since June 2017	3.5%	↑



ACTIVITY

Cumulative percentage of contracted UDA delivered 2018 & 2019



Month	Adjusted Scheduled Activity (UDA)	
	2018	2019
April	-165	303
May	461	827
June	1,011	1,446
July	1,836	
August	2,586	
September	3,494	
October	4,218	
November	5,113	
December	5,750	
January	6,726	
February	7,408	
March	8,255	
April	8,872	
May	9,038	
June	9,093	

QUALITY

	Quantity	Base Number	Contract	AT	Region	England
% of FP17s for the same patient ID Re-attending within 3 months - Children	12	266	4.5%	9.8%	11.5%	11.5%
% of FP17s for the same patient ID Re-attending within 3 months - Adults	132	780	16.9%	15.4%	16.6%	15.4%
% of FP17s for the same patient ID Re-attending between 3 & 9 months - Children	108	266	40.6%	49.2%	48.8%	58.9%
% of FP17s for the same patient ID Re-attending between 3 & 9 months - Adults	213	780	27.3%	39.1%	39.3%	51.6%
% of FP17s for Band 1 Urgent Courses	93	600	15.5%	10.0%	10.6%	8.9%
% of FP17s Relating to Free Repair or Replacements	10	600	1.7%	0.6%	0.5%	0.8%
% of FP17s Relating to Continuations	5	600	0.8%	0.9%	0.7%	0.9%
% of Patients satisfied with the dentistry they have received	0	0	N/A	91.6%	90.4%	93.2%
% of Patients satisfied with the time they had to wait for an appointment	0	0	N/A	88.0%	85.3%	88.8%

* This is based on patients treated on this contract for their most recent course of treatment. Figures in italics indicate the base number of FP17s or Patient Questionnaire responses are less than 100. N/A is shown where the base number of responses is less than 10 during the period. % is calculated as Quantity/Base number*100

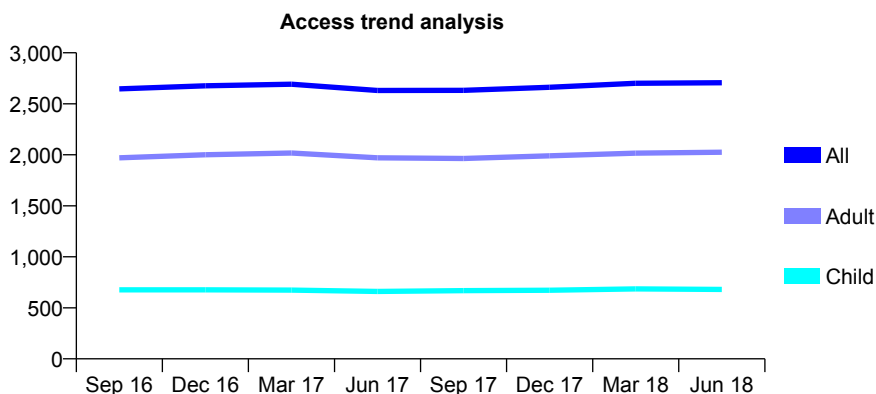
Q63 - Vital Signs At a Glance Contract Report for 577464/0001 - June 2018

Name or company name	MR NR RUBAKUMAR
Contract type name	GDS Contract
Purpose of contract	General
Contract start date	01/04/2006
Contract end date	

18/19 Contracted general activity (UDA)	7,583
Carry forward general activity (UDA)	0
18/19 Contracted orthodontic activity (UOA)	0
Carry forward orthodontic activity (UOA)	0
Baseline contract value	£211,394.33

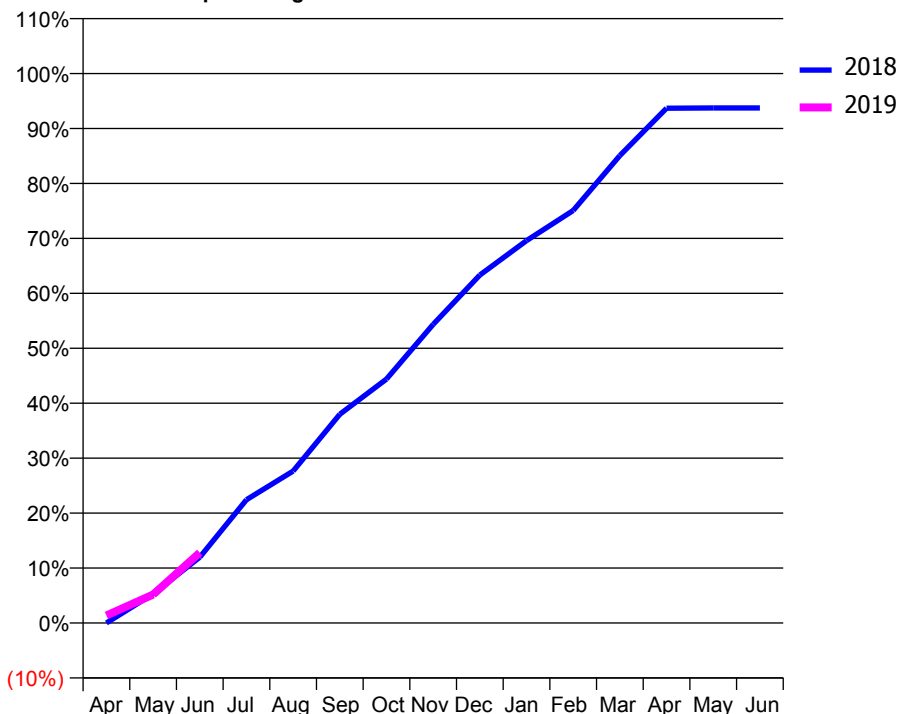
ACCESS*

Patients seen in 24 months	Total	Change since previous quarter
Quarter ending June 2017	2,631	
Quarter ending September 2017	2,632	→
Quarter ending December 2017	2,662	→
Quarter ending March 2018	2,701	→
Quarter ending June 2018	2,707	→
Variance since June 2017	2.9%	↑



ACTIVITY

Cumulative percentage of contracted UDA delivered 2018 & 2019



Adjusted Scheduled Activity (UDA)

Month	2018	2019
April	0	105
May	402	393
June	908	971
July	1,701	
August	2,096	
September	2,880	
October	3,366	
November	4,120	
December	4,801	
January	5,276	
February	5,693	
March	6,450	
April	7,104	
May	7,107	
June	7,107	

QUALITY

	Quantity	Base Number	Contract	AT	Region	England
% of FP17s for the same patient ID Re-attending within 3 months - Children	8	149	5.4%	9.8%	11.5%	11.5%
% of FP17s for the same patient ID Re-attending within 3 months - Adults	122	550	22.2%	15.4%	16.6%	15.4%
% of FP17s for the same patient ID Re-attending between 3 & 9 months - Children	54	149	36.2%	49.2%	48.8%	58.9%
% of FP17s for the same patient ID Re-attending between 3 & 9 months - Adults	145	550	26.4%	39.1%	39.3%	51.6%
% of FP17s for Band 1 Urgent Courses	77	431	17.9%	10.0%	10.6%	8.9%
% of FP17s Relating to Free Repair or Replacements	4	431	0.9%	0.6%	0.5%	0.8%
% of FP17s Relating to Continuations	10	431	2.3%	0.9%	0.7%	0.9%
% of Patients satisfied with the dentistry they have received	2	2	N/A	91.6%	90.4%	93.2%
% of Patients satisfied with the time they had to wait for an appointment	2	2	N/A	88.0%	85.3%	88.8%

* This is based on patients treated on this contract for their most recent course of treatment. Figures in italics indicate the base number of FP17s or Patient Questionnaire responses are less than 100. N/A is shown where the base number of responses is less than 10 during the period. % is calculated as Quantity/Base number*100

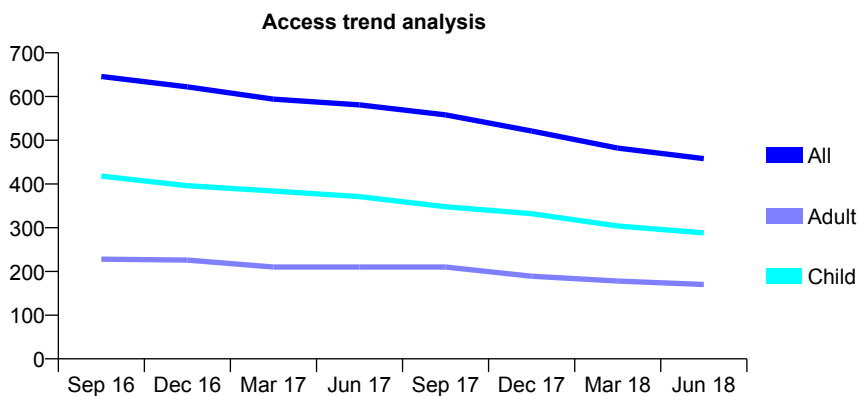
Q63 - Vital Signs At a Glance Contract Report for 578673/0002 - June 2018

Name or company name	M Shah
Contract type name	GDS Contract
Purpose of contract	General
Contract start date	01/04/2006
Contract end date	

18/19 Contracted general activity (UDA)	2,235
Carry forward general activity (UDA)	0
18/19 Contracted orthodontic activity (UOA)	0
Carry forward orthodontic activity (UOA)	0
Baseline contract value	£56,586.95

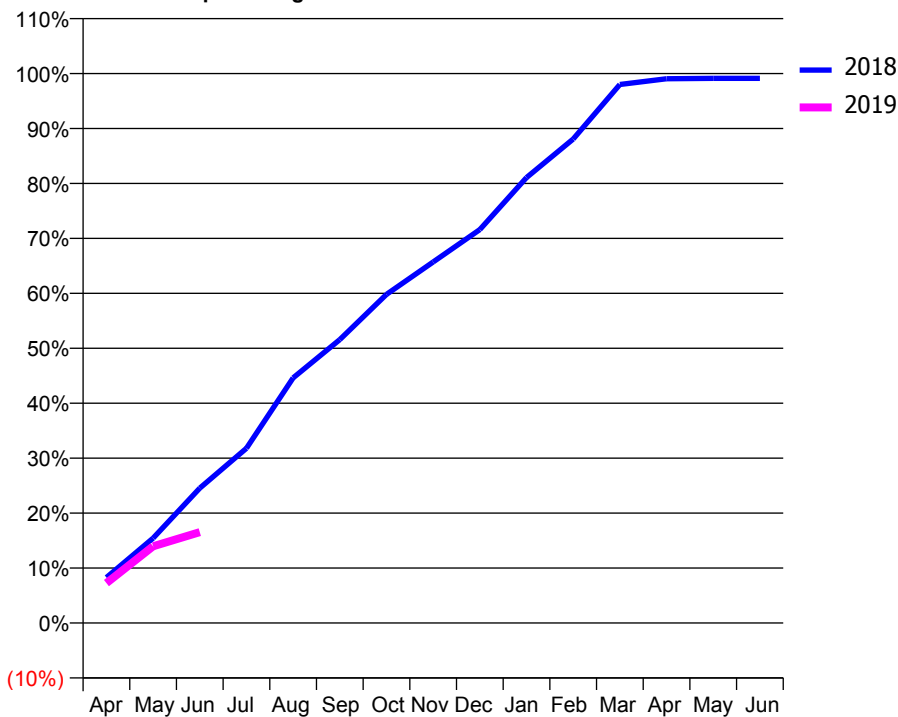
ACCESS*

Patients seen in 24 months	Total	Change since previous quarter
Quarter ending June 2017	581	
Quarter ending September 2017	558	↓
Quarter ending December 2017	521	↓
Quarter ending March 2018	482	↓
Quarter ending June 2018	458	↓
Variance since June 2017	(21.2%)	↓



ACTIVITY

Cumulative percentage of contracted UDA delivered 2018 & 2019



Adjusted Scheduled Activity (UDA)		
Month	2018	2019
April	185	162
May	345	312
June	548	370
July	711	
August	997	
September	1,153	
October	1,337	
November	1,469	
December	1,600	
January	1,812	
February	1,968	
March	2,190	
April	2,213	
May	2,215	
June	2,215	

QUALITY

	Quantity	Base Number	Contract	AT	Region	England
% of FP17s for the same patient ID Re-attending within 3 months - Children	15	90	16.7%	9.8%	11.5%	11.5%
% of FP17s for the same patient ID Re-attending within 3 months - Adults	5	50	10.0%	15.4%	16.6%	15.4%
% of FP17s for the same patient ID Re-attending between 3 & 9 months - Children	60	90	66.7%	49.2%	48.8%	58.9%
% of FP17s for the same patient ID Re-attending between 3 & 9 months - Adults	36	50	72.0%	39.1%	39.3%	51.6%
% of FP17s for Band 1 Urgent Courses	3	132	2.3%	10.0%	10.6%	8.9%
% of FP17s Relating to Free Repair or Replacements	0	132	0.0%	0.6%	0.5%	0.8%
% of FP17s Relating to Continuations	1	132	0.8%	0.9%	0.7%	0.9%
% of Patients satisfied with the dentistry they have received	2	2	N/A	91.6%	90.4%	93.2%
% of Patients satisfied with the time they had to wait for an appointment	2	2	N/A	88.0%	85.3%	88.8%

* This is based on patients treated on this contract for their most recent course of treatment. Figures in italics indicate the base number of FP17s or Patient Questionnaire responses are less than 100. N/A is shown where the base number of responses is less than 10 during the period. % is calculated as Quantity/Base number*100

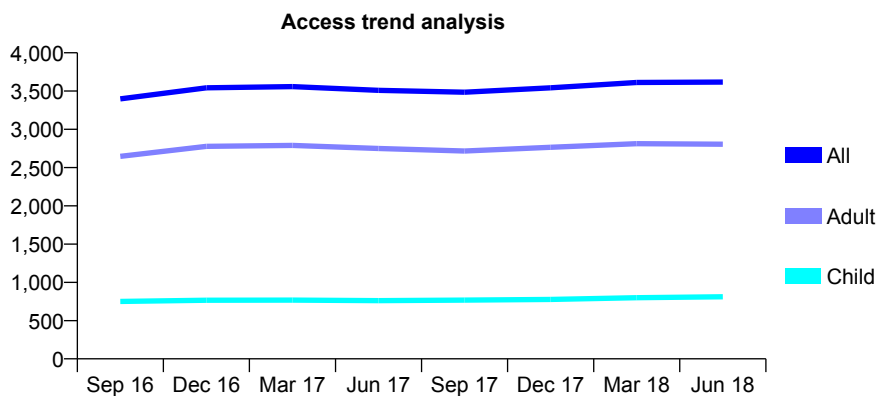
Q63 - Vital Signs At a Glance Contract Report for 610070/0001 - June 2018

Name or company name	MR DV PATEL
Contract type name	GDS Contract
Purpose of contract	General
Contract start date	01/04/2011
Contract end date	

18/19 Contracted general activity (UDA)	7,500
Carry forward general activity (UDA)	0
18/19 Contracted orthodontic activity (UOA)	0
Carry forward orthodontic activity (UOA)	0
Baseline contract value	£207,003.47

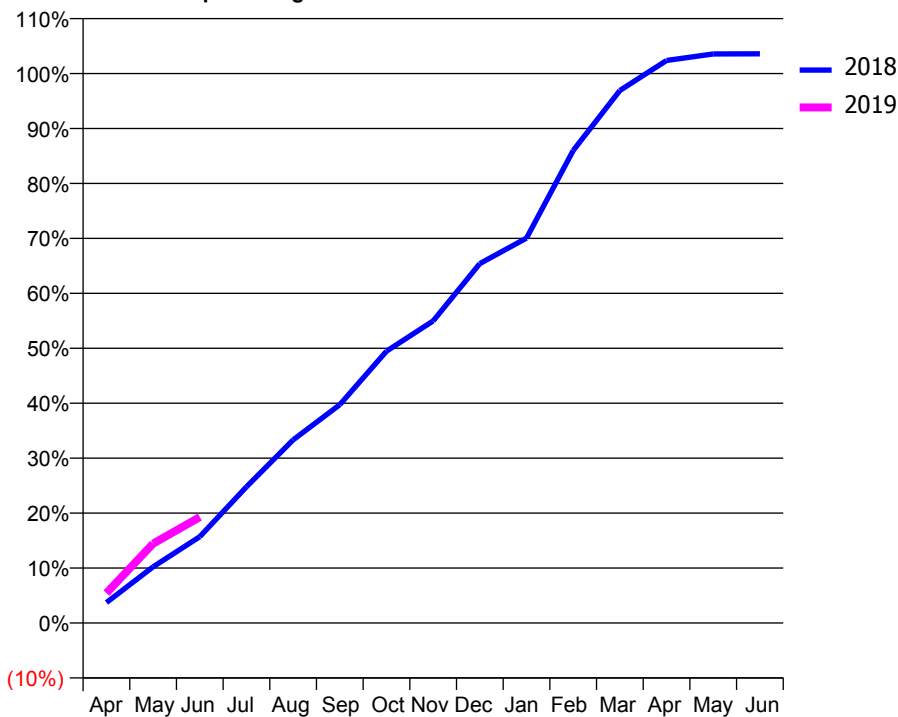
ACCESS*

Patients seen in 24 months	Total	Change since previous quarter
Quarter ending June 2017	3,510	
Quarter ending September 2017	3,485	→
Quarter ending December 2017	3,542	→
Quarter ending March 2018	3,612	→
Quarter ending June 2018	3,618	→
Variance since June 2017	3.1%	↑



ACTIVITY

Cumulative percentage of contracted UDA delivered 2018 & 2019



Month	Adjusted Scheduled Activity (UDA)	
	2018	2019
April	280	409
May	767	1,084
June	1,178	1,446
July	1,859	
August	2,500	
September	2,981	
October	3,710	
November	4,123	
December	4,907	
January	5,253	
February	6,449	
March	7,268	
April	7,678	
May	7,767	
June	7,768	

QUALITY

	Quantity	Base Number	Contract	AT	Region	England
% of FP17s for the same patient ID Re-attending within 3 months - Children	12	244	4.9%	9.8%	11.5%	11.5%
% of FP17s for the same patient ID Re-attending within 3 months - Adults	102	701	14.6%	15.4%	16.6%	15.4%
% of FP17s for the same patient ID Re-attending between 3 & 9 months - Children	87	244	35.7%	49.2%	48.8%	58.9%
% of FP17s for the same patient ID Re-attending between 3 & 9 months - Adults	218	701	31.1%	39.1%	39.3%	51.6%
% of FP17s for Band 1 Urgent Courses	101	727	13.9%	10.0%	10.6%	8.9%
% of FP17s Relating to Free Repair or Replacements	9	727	1.2%	0.6%	0.5%	0.8%
% of FP17s Relating to Continuations	14	727	1.9%	0.9%	0.7%	0.9%
% of Patients satisfied with the dentistry they have received	0	0	N/A	91.6%	90.4%	93.2%
% of Patients satisfied with the time they had to wait for an appointment	0	0	N/A	88.0%	85.3%	88.8%

* This is based on patients treated on this contract for their most recent course of treatment. Figures in italics indicate the base number of FP17s or Patient Questionnaire responses are less than 100. N/A is shown where the base number of responses is less than 10 during the period. % is calculated as Quantity/Base number*100

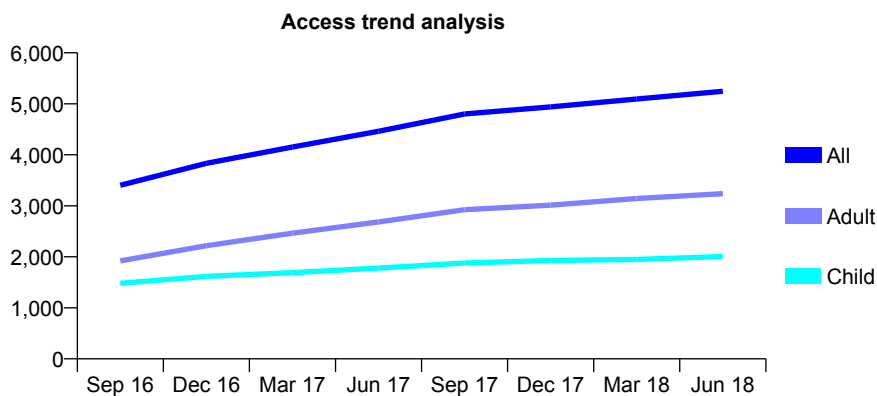
Q63 - Vital Signs At a Glance Contract Report for 610070/0002 - June 2018

Name or company name	MR DV PATEL
Contract type name	GDS Contract
Purpose of contract	General
Contract start date	01/11/2015
Contract end date	

18/19 Contracted general activity (UDA)	10,000
Carry forward general activity (UDA)	0
18/19 Contracted orthodontic activity (UOA)	0
Carry forward orthodontic activity (UOA)	0
Baseline contract value	£253,941.61

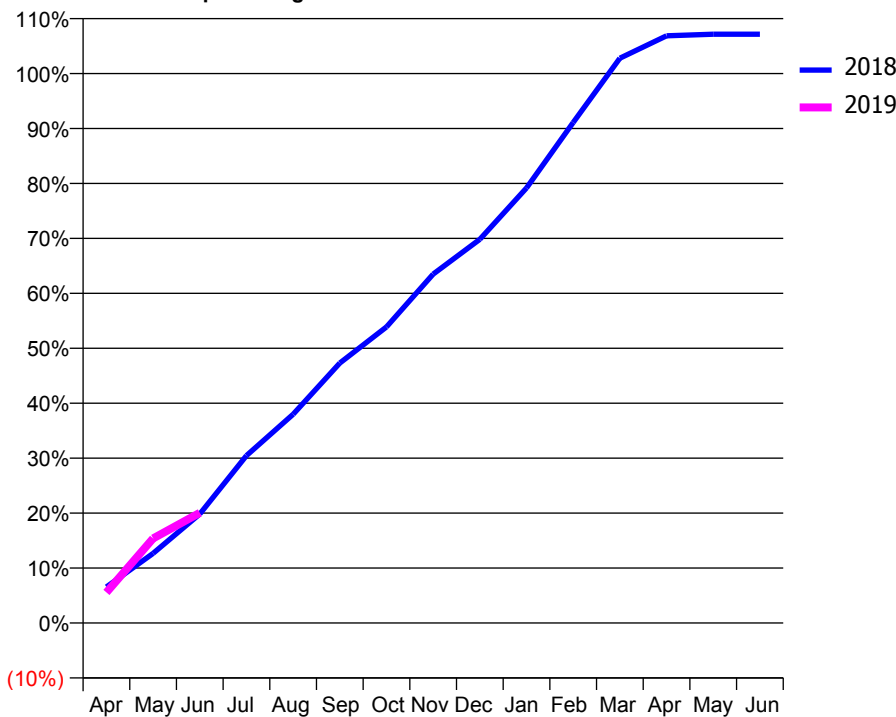
ACCESS*

Patients seen in 24 months	Total	Change since previous quarter
Quarter ending June 2017	4,462	
Quarter ending September 2017	4,801	↑
Quarter ending December 2017	4,941	↑
Quarter ending March 2018	5,093	↑
Quarter ending June 2018	5,245	↑
Variance since June 2017	17.5%	↑



ACTIVITY

Cumulative percentage of contracted UDA delivered 2018 & 2019



Month	Adjusted Scheduled Activity (UDA)	
	2018	2019
April	656	557
May	1,267	1,540
June	1,985	2,006
July	3,046	
August	3,800	
September	4,730	
October	5,390	
November	6,351	
December	6,982	
January	7,918	
February	9,109	
March	10,279	
April	10,686	
May	10,715	
June	10,715	

QUALITY

	Quantity	Base Number	Contract	AT	Region	England
% of FP17s for the same patient ID Re-attending within 3 months - Children	29	613	4.7%	9.8%	11.5%	11.5%
% of FP17s for the same patient ID Re-attending within 3 months - Adults	83	787	10.5%	15.4%	16.6%	15.4%
% of FP17s for the same patient ID Re-attending between 3 & 9 months - Children	342	613	55.8%	49.2%	48.8%	58.9%
% of FP17s for the same patient ID Re-attending between 3 & 9 months - Adults	359	787	45.6%	39.1%	39.3%	51.6%
% of FP17s for Band 1 Urgent Courses	88	1,145	7.7%	10.0%	10.6%	8.9%
% of FP17s Relating to Free Repair or Replacements	3	1,145	0.3%	0.6%	0.5%	0.8%
% of FP17s Relating to Continuations	0	1,145	0.0%	0.9%	0.7%	0.9%
% of Patients satisfied with the dentistry they have received	6	6	N/A	91.6%	90.4%	93.2%
% of Patients satisfied with the time they had to wait for an appointment	5	6	N/A	88.0%	85.3%	88.8%

* This is based on patients treated on this contract for their most recent course of treatment. Figures in italics indicate the base number of FP17s or Patient Questionnaire responses are less than 100. N/A is shown where the base number of responses is less than 10 during the period. % is calculated as Quantity/Base number*100

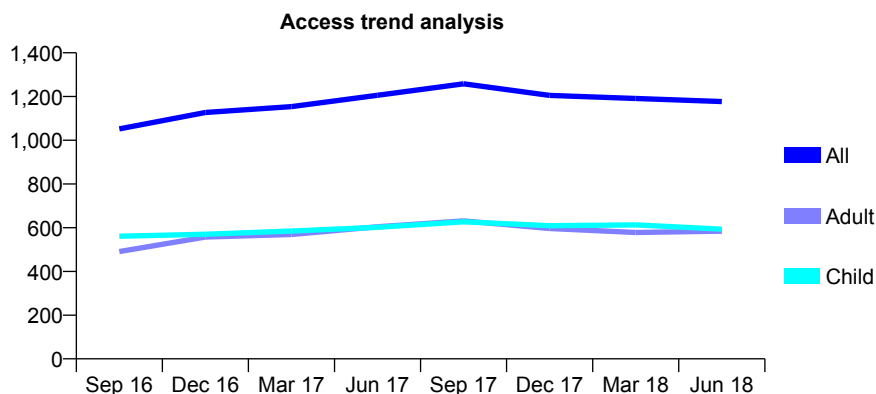
Q63 - Vital Signs At a Glance Contract Report for 623369/0002 - June 2018

Name or company name	MR RP BATEMAN
Contract type name	PDS Contract
Purpose of contract	General and Orthodontic
Contract start date	01/04/2006
Contract end date	31/03/2019

18/19 Contracted general activity (UDA)	1,777
Carry forward general activity (UDA)	0
18/19 Contracted orthodontic activity (UOA)	3,951
Carry forward orthodontic activity (UOA)	0
Baseline contract value	£344,140.64

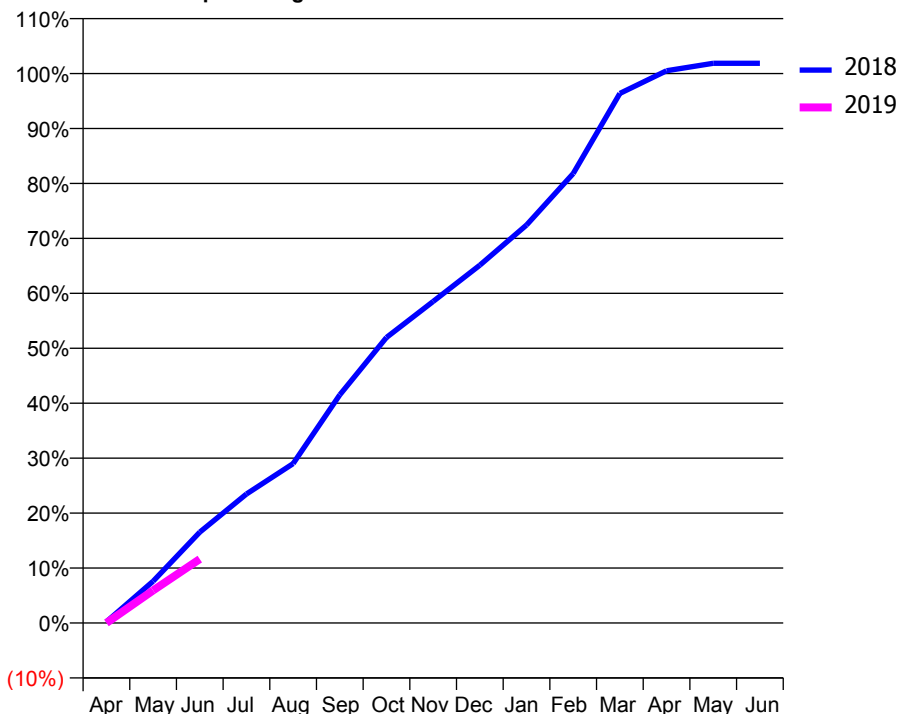
ACCESS*

Patients seen in 24 months	Total	Change since previous quarter
Quarter ending June 2017	1,206	
Quarter ending September 2017	1,258	↑
Quarter ending December 2017	1,205	↓
Quarter ending March 2018	1,191	↓
Quarter ending June 2018	1,177	↓
Variance since June 2017	(2.4%)	↓



ACTIVITY

Cumulative percentage of contracted UDA delivered 2018 & 2019



Adjusted Scheduled Activity (UDA)

Month	2018	2019
April	4	0
May	135	106
June	294	207
July	417	
August	515	
September	738	
October	923	
November	1,040	
December	1,157	
January	1,287	
February	1,454	
March	1,713	
April	1,786	
May	1,810	
June	1,810	

QUALITY

	Quantity	Base Number	Contract	AT	Region	England
% of FP17s for the same patient ID Re-attending within 3 months - Children	8	116	6.9%	9.8%	11.5%	11.5%
% of FP17s for the same patient ID Re-attending within 3 months - Adults	8	81	9.9%	15.4%	16.6%	15.4%
% of FP17s for the same patient ID Re-attending between 3 & 9 months - Children	19	116	16.4%	49.2%	48.8%	58.9%
% of FP17s for the same patient ID Re-attending between 3 & 9 months - Adults	24	81	29.6%	39.1%	39.3%	51.6%
% of FP17s for Band 1 Urgent Courses	4	99	4.0%	10.0%	10.6%	8.9%
% of FP17s Relating to Free Repair or Replacements	0	99	0.0%	0.6%	0.5%	0.8%
% of FP17s Relating to Continuations	1	99	1.0%	0.9%	0.7%	0.9%
% of Patients satisfied with the dentistry they have received	0	0	N/A	91.6%	90.4%	93.2%
% of Patients satisfied with the time they had to wait for an appointment	0	0	N/A	88.0%	85.3%	88.8%

* This is based on patients treated on this contract for their most recent course of treatment. Figures in italics indicate the base number of FP17s or Patient Questionnaire responses are less than 100. N/A is shown where the base number of responses is less than 10 during the period. % is calculated as Quantity/Base number*100

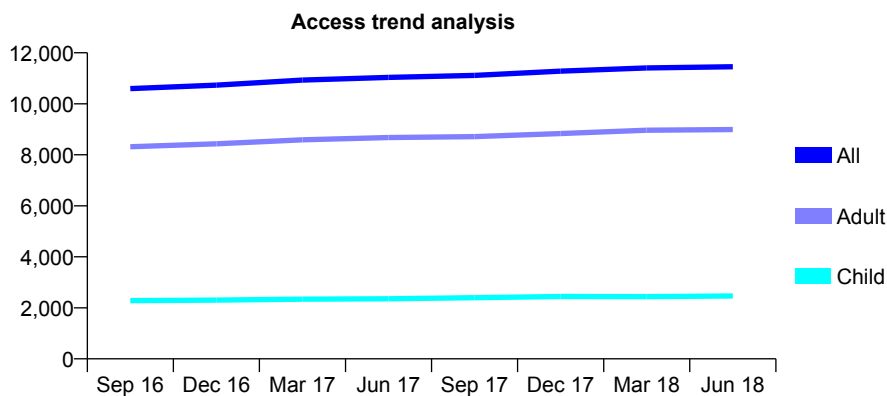
Q63 - Vital Signs At a Glance Contract Report for 624896/0003 - June 2018

Name or company name	Dentaria
Contract type name	GDS Contract
Purpose of contract	General
Contract start date	01/04/2006
Contract end date	

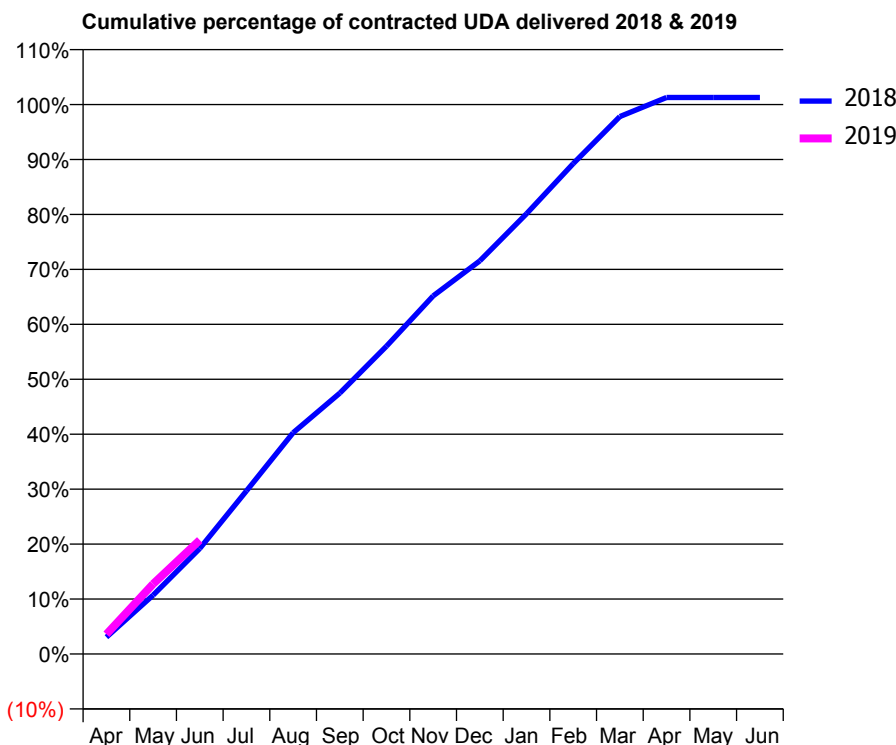
18/19 Contracted general activity (UDA)	30,842
Carry forward general activity (UDA)	0
18/19 Contracted orthodontic activity (UOA)	0
Carry forward orthodontic activity (UOA)	0
Baseline contract value	£903,722.47

ACCESS*

Patients seen in 24 months	Total	Change since previous quarter
Quarter ending June 2017	11,036	
Quarter ending September 2017	11,114	→
Quarter ending December 2017	11,279	→
Quarter ending March 2018	11,406	→
Quarter ending June 2018	11,453	→
Variance since June 2017	3.8%	↑



ACTIVITY



Month	Adjusted Scheduled Activity (UDA)	
	2018	2019
April	949	1,113
May	3,304	3,935
June	5,921	6,398
July	9,154	
August	12,422	
September	14,643	
October	17,280	
November	20,103	
December	22,067	
January	24,711	
February	27,523	
March	30,163	
April	31,236	
May	31,236	
June	31,237	

QUALITY

	Quantity	Base Number	Contract	AT	Region	England
% of FP17s for the same patient ID Re-attending within 3 months - Children	48	751	6.4%	9.8%	11.5%	11.5%
% of FP17s for the same patient ID Re-attending within 3 months - Adults	280	2,382	11.8%	15.4%	16.6%	15.4%
% of FP17s for the same patient ID Re-attending between 3 & 9 months - Children	358	751	47.7%	49.2%	48.8%	58.9%
% of FP17s for the same patient ID Re-attending between 3 & 9 months - Adults	958	2,382	40.2%	39.1%	39.3%	51.6%
% of FP17s for Band 1 Urgent Courses	215	2,620	8.2%	10.0%	10.6%	8.9%
% of FP17s Relating to Free Repair or Replacements	6	2,620	0.2%	0.6%	0.5%	0.8%
% of FP17s Relating to Continuations	29	2,620	1.1%	0.9%	0.7%	0.9%
% of Patients satisfied with the dentistry they have received	9	10	90.0%	91.6%	90.4%	93.2%
% of Patients satisfied with the time they had to wait for an appointment	10	10	100.0%	88.0%	85.3%	88.8%

* This is based on patients treated on this contract for their most recent course of treatment. Figures in italics indicate the base number of FP17s or Patient Questionnaire responses are less than 100. N/A is shown where the base number of responses is less than 10 during the period. % is calculated as Quantity/Base number*100

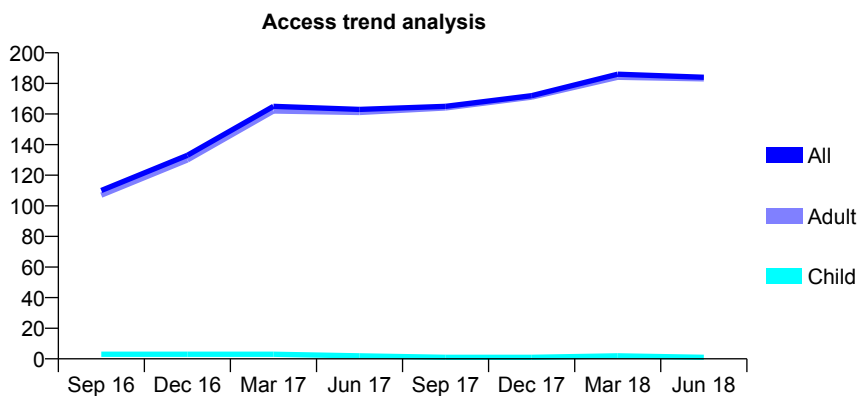
Q63 - Vital Signs At a Glance Contract Report for 624896/0005 - June 2018

Name or company name	MR JA GINTY
Contract type name	PDS Contract
Purpose of contract	General
Contract start date	01/09/2010
Contract end date	30/06/2018

18/19 Contracted general activity (UDA)	125
Carry forward general activity (UDA)	0
18/19 Contracted orthodontic activity (UOA)	0
Carry forward orthodontic activity (UOA)	0
Baseline contract value	£6,246.66

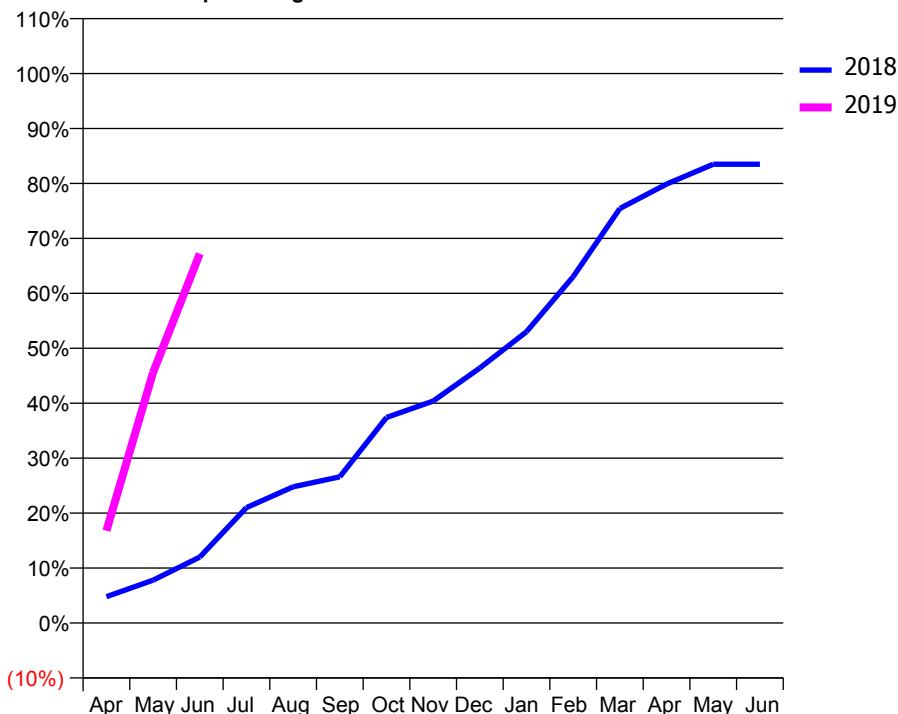
ACCESS*

Patients seen in 24 months	Total	Change since previous quarter
Quarter ending June 2017	163	
Quarter ending September 2017	165	→
Quarter ending December 2017	172	↑
Quarter ending March 2018	186	↑
Quarter ending June 2018	184	↓
Variance since June 2017	12.9%	↑



ACTIVITY

Cumulative percentage of contracted UDA delivered 2018 & 2019



Adjusted Scheduled Activity (UDA)

Month	2018	2019
April	24	21
May	39	57
June	60	84
July	105	
August	124	
September	133	
October	187	
November	202	
December	232	
January	265	
February	315	
March	377	
April	399	
May	417	
June	417	

QUALITY

	Quantity	Base Number	Contract	AT	Region	England
% of FP17s for the same patient ID Re-attending within 3 months - Children	0	1	0.0%	9.8%	11.5%	11.5%
% of FP17s for the same patient ID Re-attending within 3 months - Adults	0	41	0.0%	15.4%	16.6%	15.4%
% of FP17s for the same patient ID Re-attending between 3 & 9 months - Children	0	1	0.0%	49.2%	48.8%	58.9%
% of FP17s for the same patient ID Re-attending between 3 & 9 months - Adults	0	41	0.0%	39.1%	39.3%	51.6%
% of FP17s for Band 1 Urgent Courses	0	28	0.0%	10.0%	10.6%	8.9%
% of FP17s Relating to Free Repair or Replacements	0	28	0.0%	0.6%	0.5%	0.8%
% of FP17s Relating to Continuations	0	28	0.0%	0.9%	0.7%	0.9%
% of Patients satisfied with the dentistry they have received	0	0	N/A	91.6%	90.4%	93.2%
% of Patients satisfied with the time they had to wait for an appointment	0	0	N/A	88.0%	85.3%	88.8%

* This is based on patients treated on this contract for their most recent course of treatment. Figures in italics indicate the base number of FP17s or Patient Questionnaire responses are less than 100. N/A is shown where the base number of responses is less than 10 during the period. % is calculated as Quantity/Base number*100

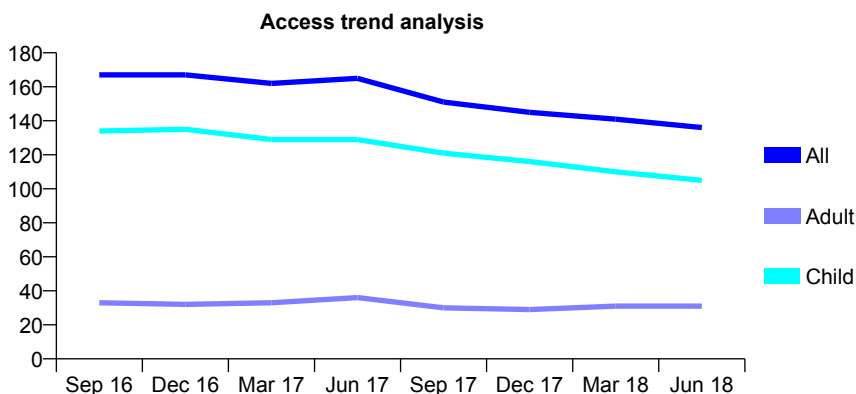
Q63 - Vital Signs At a Glance Contract Report for 630667/0001 - June 2018

Name or company name	MRS CA SIDA-MURRAY
Contract type name	GDS Contract
Purpose of contract	General
Contract start date	01/04/2006
Contract end date	

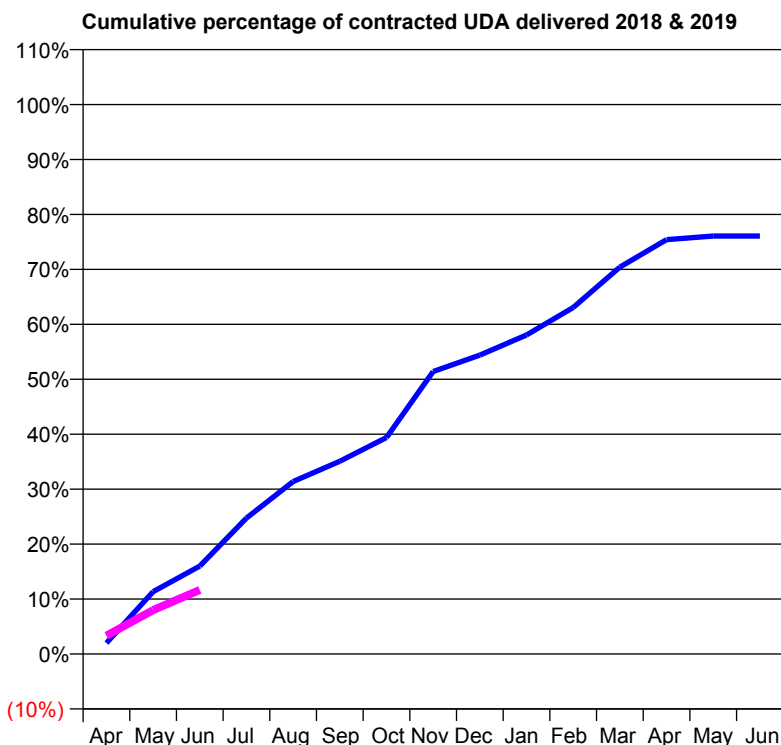
18/19 Contracted general activity (UDA)	300
Carry forward general activity (UDA)	0
18/19 Contracted orthodontic activity (UOA)	0
Carry forward orthodontic activity (UOA)	0
Baseline contract value	£7,279.60

ACCESS*

Patients seen in 24 months	Total	Change since previous quarter
Quarter ending June 2017	165	
Quarter ending September 2017	151	↓
Quarter ending December 2017	145	↓
Quarter ending March 2018	141	↓
Quarter ending June 2018	136	↓
Variance since June 2017	(17.6%)	↓



ACTIVITY



Month	Adjusted Scheduled Activity (UDA)	
	2018	2019
April	6	10
May	34	24
June	48	35
July	74	
August	94	
September	105	
October	118	
November	154	
December	163	
January	174	
February	189	
March	211	
April	226	
May	228	
June	228	

QUALITY

	Quantity	Base Number	Contract	AT	Region	England
% of FP17s for the same patient ID Re-attending within 3 months - Children	2	43	4.7%	9.8%	11.5%	11.5%
% of FP17s for the same patient ID Re-attending within 3 months - Adults	0	6	0.0%	15.4%	16.6%	15.4%
% of FP17s for the same patient ID Re-attending between 3 & 9 months - Children	30	43	69.8%	49.2%	48.8%	58.9%
% of FP17s for the same patient ID Re-attending between 3 & 9 months - Adults	5	6	83.3%	39.1%	39.3%	51.6%
% of FP17s for Band 1 Urgent Courses	0	33	0.0%	10.0%	10.6%	8.9%
% of FP17s Relating to Free Repair or Replacements	0	33	0.0%	0.6%	0.5%	0.8%
% of FP17s Relating to Continuations	0	33	0.0%	0.9%	0.7%	0.9%
% of Patients satisfied with the dentistry they have received	1	1	N/A	91.6%	90.4%	93.2%
% of Patients satisfied with the time they had to wait for an appointment	1	1	N/A	88.0%	85.3%	88.8%

* This is based on patients treated on this contract for their most recent course of treatment. Figures in italics indicate the base number of FP17s or Patient Questionnaire responses are less than 100. N/A is shown where the base number of responses is less than 10 during the period. % is calculated as Quantity/Base number*100

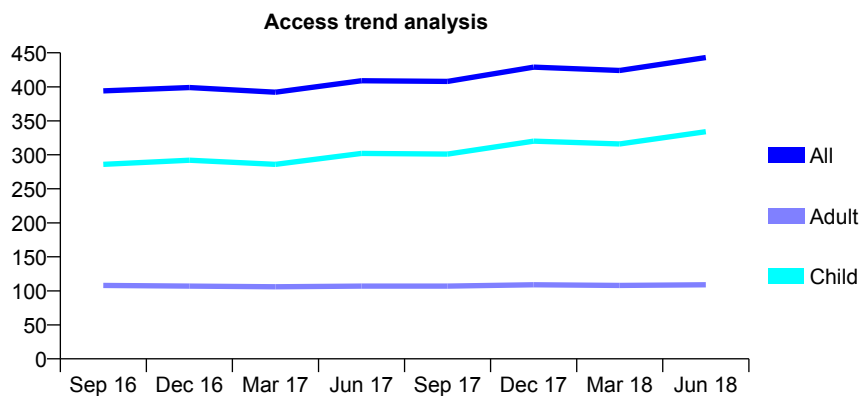
Q63 - Vital Signs At a Glance Contract Report for 632236/0001 - June 2018

Name or company name	MR WO DE VRIES
Contract type name	GDS Contract
Purpose of contract	General
Contract start date	01/04/2006
Contract end date	

18/19 Contracted general activity (UDA)	850
Carry forward general activity (UDA)	0
18/19 Contracted orthodontic activity (UOA)	0
Carry forward orthodontic activity (UOA)	0
Baseline contract value	£24,322.60

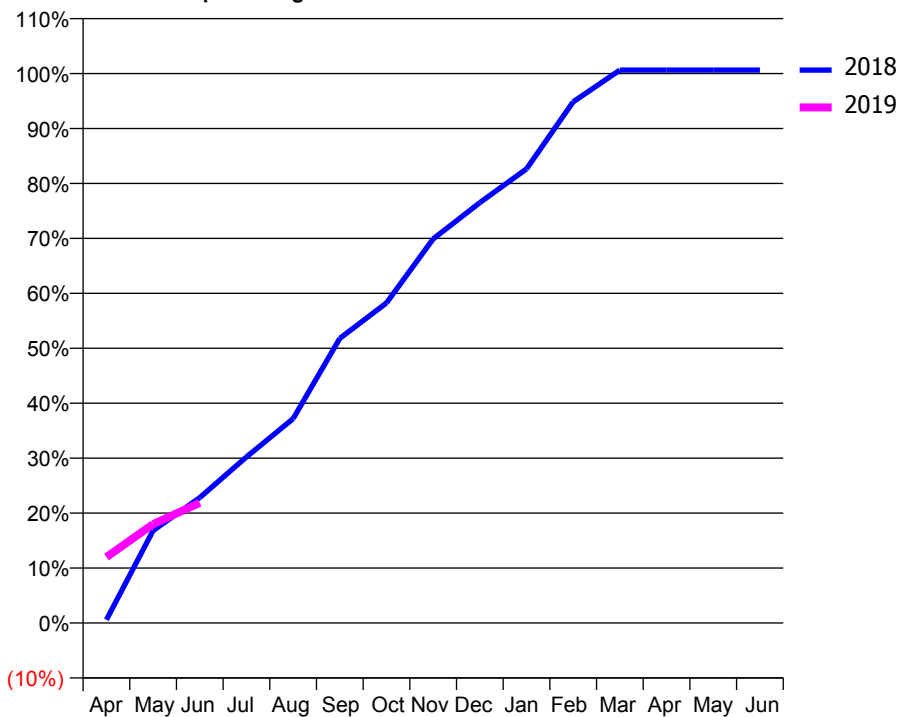
ACCESS*

Patients seen in 24 months	Total	Change since previous quarter
Quarter ending June 2017	409	
Quarter ending September 2017	408	→
Quarter ending December 2017	429	↑
Quarter ending March 2018	424	↓
Quarter ending June 2018	443	↑
Variance since June 2017	8.3%	↑



ACTIVITY

Cumulative percentage of contracted UDA delivered 2018 & 2019



Month	Adjusted Scheduled Activity (UDA)	
	2018	2019
April	5	102
May	143	153
June	194	186
July	257	
August	316	
September	440	
October	495	
November	594	
December	650	
January	702	
February	806	
March	855	
April	855	
May	855	
June	855	

QUALITY

	Quantity	Base Number	Contract	AT	Region	England
% of FP17s for the same patient ID Re-attending within 3 months - Children	2	126	1.6%	9.8%	11.5%	11.5%
% of FP17s for the same patient ID Re-attending within 3 months - Adults	0	25	0.0%	15.4%	16.6%	15.4%
% of FP17s for the same patient ID Re-attending between 3 & 9 months - Children	89	126	70.6%	49.2%	48.8%	58.9%
% of FP17s for the same patient ID Re-attending between 3 & 9 months - Adults	17	25	68.0%	39.1%	39.3%	51.6%
% of FP17s for Band 1 Urgent Courses	0	151	0.0%	10.0%	10.6%	8.9%
% of FP17s Relating to Free Repair or Replacements	0	151	0.0%	0.6%	0.5%	0.8%
% of FP17s Relating to Continuations	0	151	0.0%	0.9%	0.7%	0.9%
% of Patients satisfied with the dentistry they have received	0	0	N/A	91.6%	90.4%	93.2%
% of Patients satisfied with the time they had to wait for an appointment	0	0	N/A	88.0%	85.3%	88.8%

* This is based on patients treated on this contract for their most recent course of treatment. Figures in italics indicate the base number of FP17s or Patient Questionnaire responses are less than 100. N/A is shown where the base number of responses is less than 10 during the period. % is calculated as Quantity/Base number*100

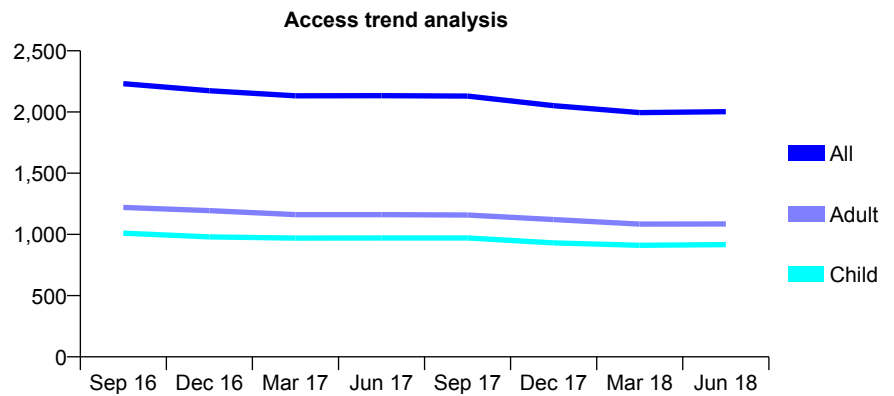
Q63 - Vital Signs At a Glance Contract Report for 632775/0001 - June 2018

Name or company name	MR AJ WHITTOME
Contract type name	GDS Contract
Purpose of contract	General
Contract start date	01/04/2006
Contract end date	

18/19 Contracted general activity (UDA)	7,187
Carry forward general activity (UDA)	0
18/19 Contracted orthodontic activity (UOA)	0
Carry forward orthodontic activity (UOA)	0
Baseline contract value	£185,920.26

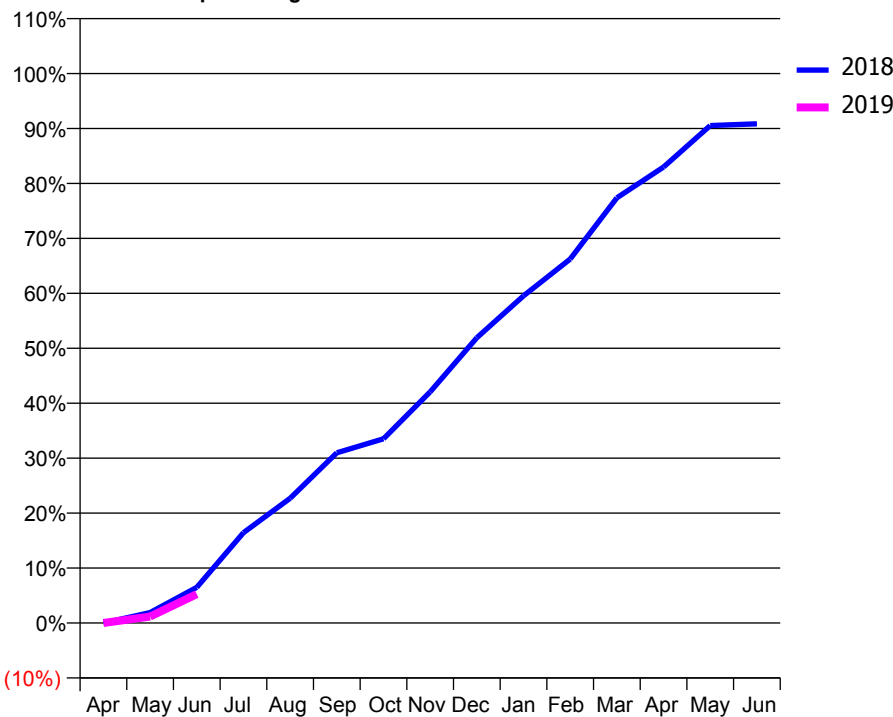
ACCESS*

Patients seen in 24 months	Total	Change since previous quarter
Quarter ending June 2017	2,133	
Quarter ending September 2017	2,130	→
Quarter ending December 2017	2,052	↓
Quarter ending March 2018	1,995	↓
Quarter ending June 2018	2,003	→
Variance since June 2017	(6.1%)	↓



ACTIVITY

Cumulative percentage of contracted UDA delivered 2018 & 2019



Adjusted Scheduled Activity (UDA)		
Month	2018	2019
April	1	0
May	137	85
June	466	378
July	1,181	
August	1,632	
September	2,227	
October	2,410	
November	3,024	
December	3,731	
January	4,279	
February	4,760	
March	5,561	
April	5,963	
May	6,507	
June	6,529	

QUALITY

	Quantity	Base Number	Contract	AT	Region	England
% of FP17s for the same patient ID Re-attending within 3 months - Children	35	262	13.4%	9.8%	11.5%	11.5%
% of FP17s for the same patient ID Re-attending within 3 months - Adults	68	283	24.0%	15.4%	16.6%	15.4%
% of FP17s for the same patient ID Re-attending between 3 & 9 months - Children	106	262	40.5%	49.2%	48.8%	58.9%
% of FP17s for the same patient ID Re-attending between 3 & 9 months - Adults	119	283	42.0%	39.1%	39.3%	51.6%
% of FP17s for Band 1 Urgent Courses	27	189	14.3%	10.0%	10.6%	8.9%
% of FP17s Relating to Free Repair or Replacements	0	189	0.0%	0.6%	0.5%	0.8%
% of FP17s Relating to Continuations	0	189	0.0%	0.9%	0.7%	0.9%
% of Patients satisfied with the dentistry they have received	1	1	N/A	91.6%	90.4%	93.2%
% of Patients satisfied with the time they had to wait for an appointment	1	1	N/A	88.0%	85.3%	88.8%

* This is based on patients treated on this contract for their most recent course of treatment. Figures in italics indicate the base number of FP17s or Patient Questionnaire responses are less than 100. N/A is shown where the base number of responses is less than 10 during the period. % is calculated as Quantity/Base number*100

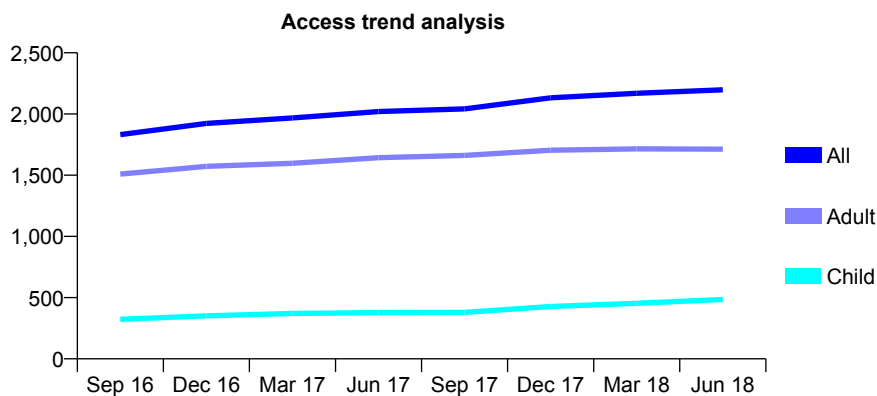
Q63 - Vital Signs At a Glance Contract Report for 635006/0001 - June 2018

Name or company name	MR CJ LEE
Contract type name	GDS Contract
Purpose of contract	General
Contract start date	01/04/2006
Contract end date	

18/19 Contracted general activity (UDA)	8,206
Carry forward general activity (UDA)	0
18/19 Contracted orthodontic activity (UOA)	0
Carry forward orthodontic activity (UOA)	0
Baseline contract value	£300,470.15

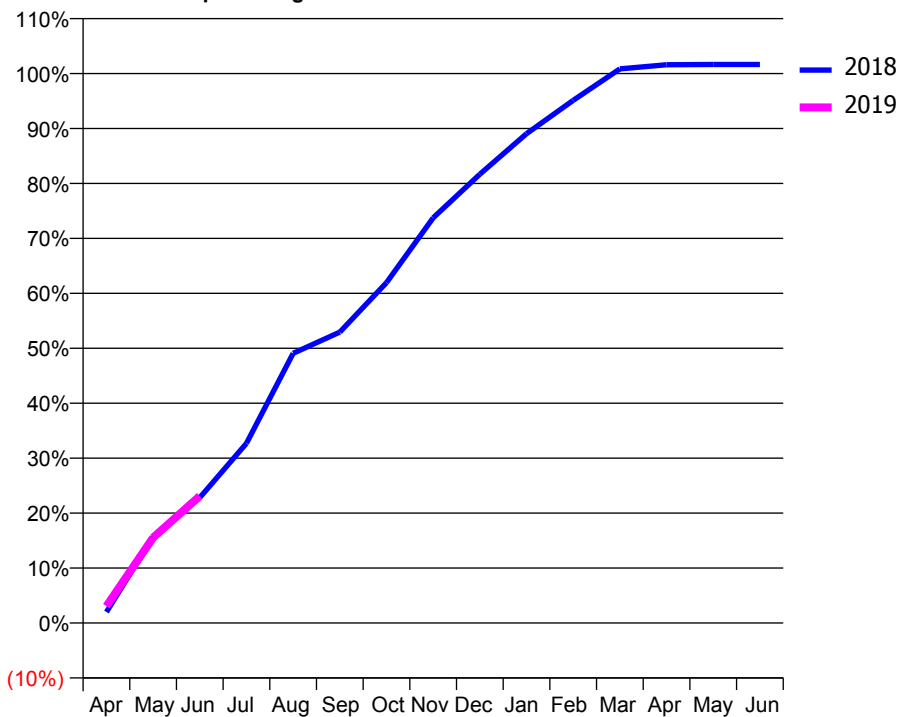
ACCESS*

Patients seen in 24 months	Total	Change since previous quarter
Quarter ending June 2017	2,020	
Quarter ending September 2017	2,042	→
Quarter ending December 2017	2,132	↑
Quarter ending March 2018	2,169	→
Quarter ending June 2018	2,198	→
Variance since June 2017	8.8%	↑



ACTIVITY

Cumulative percentage of contracted UDA delivered 2018 & 2019



Month	Adjusted Scheduled Activity (UDA)	
	2018	2019
April	164	253
May	1,289	1,275
June	1,872	1,897
July	2,684	
August	4,028	
September	4,344	
October	5,083	
November	6,051	
December	6,702	
January	7,307	
February	7,805	
March	8,275	
April	8,336	
May	8,340	
June	8,340	

QUALITY

	Quantity	Base Number	Contract	AT	Region	England
% of FP17s for the same patient ID Re-attending within 3 months - Children	17	174	9.8%	9.8%	11.5%	11.5%
% of FP17s for the same patient ID Re-attending within 3 months - Adults	66	511	12.9%	15.4%	16.6%	15.4%
% of FP17s for the same patient ID Re-attending between 3 & 9 months - Children	77	174	44.3%	49.2%	48.8%	58.9%
% of FP17s for the same patient ID Re-attending between 3 & 9 months - Adults	261	511	51.1%	39.1%	39.3%	51.6%
% of FP17s for Band 1 Urgent Courses	51	641	8.0%	10.0%	10.6%	8.9%
% of FP17s Relating to Free Repair or Replacements	18	641	2.8%	0.6%	0.5%	0.8%
% of FP17s Relating to Continuations	6	641	0.9%	0.9%	0.7%	0.9%
% of Patients satisfied with the dentistry they have received	4	4	N/A	91.6%	90.4%	93.2%
% of Patients satisfied with the time they had to wait for an appointment	3	4	N/A	88.0%	85.3%	88.8%

* This is based on patients treated on this contract for their most recent course of treatment. Figures in italics indicate the base number of FP17s or Patient Questionnaire responses are less than 100. N/A is shown where the base number of responses is less than 10 during the period. % is calculated as Quantity/Base number*100

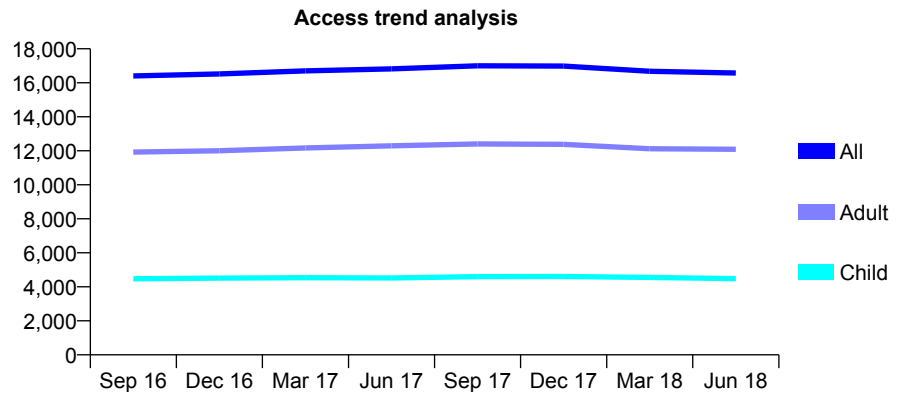
Q63 - Vital Signs At a Glance Contract Report for 638021/0001 - June 2018

Name or company name	MR U PATEL
Contract type name	GDS Contract
Purpose of contract	General
Contract start date	01/04/2006
Contract end date	

18/19 Contracted general activity (UDA)	56,222
Carry forward general activity (UDA)	0
18/19 Contracted orthodontic activity (UOA)	0
Carry forward orthodontic activity (UOA)	0
Baseline contract value	£1,656,730.33

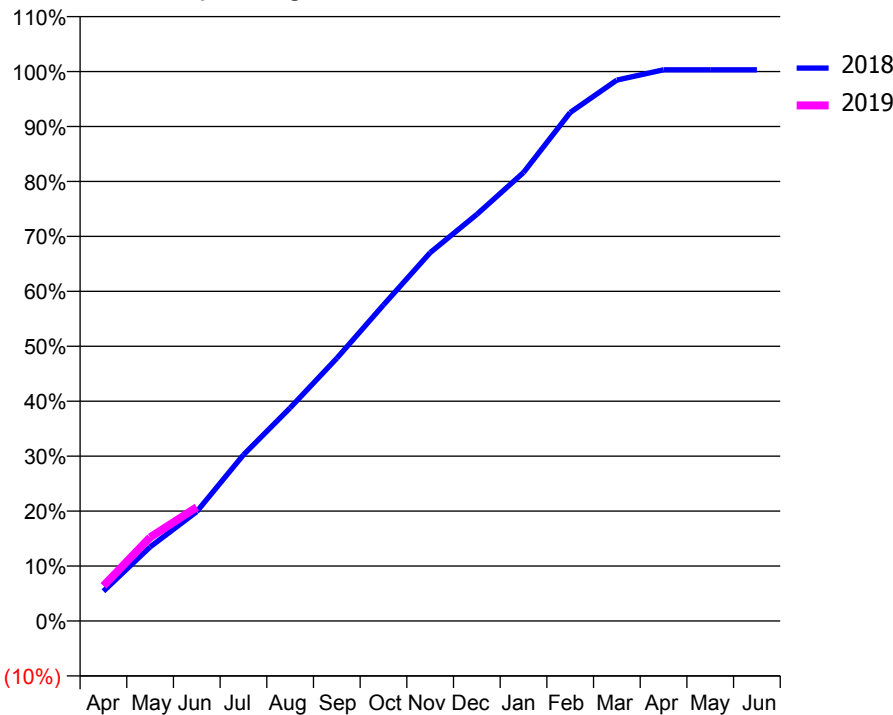
ACCESS*

Patients seen in 24 months	Total	Change since previous quarter
Quarter ending June 2017	16,820	
Quarter ending September 2017	17,002	→
Quarter ending December 2017	16,986	→
Quarter ending March 2018	16,677	↓
Quarter ending June 2018	16,573	→
Variance since June 2017	(1.5%)	↓



ACTIVITY

Cumulative percentage of contracted UDA delivered 2018 & 2019



Month	Adjusted Scheduled Activity (UDA)	
	2018	2019
April	3,051	3,588
May	7,578	8,556
June	11,197	11,642
July	17,012	
August	21,807	
September	26,881	
October	32,341	
November	37,696	
December	41,610	
January	45,894	
February	52,025	
March	55,342	
April	56,391	
May	56,397	
June	56,396	

QUALITY

	Quantity	Base Number	Contract	AT	Region	England
% of FP17s for the same patient ID Re-attending within 3 months - Children	118	1,235	9.6%	9.8%	11.5%	11.5%
% of FP17s for the same patient ID Re-attending within 3 months - Adults	426	2,802	15.2%	15.4%	16.6%	15.4%
% of FP17s for the same patient ID Re-attending between 3 & 9 months - Children	549	1,235	44.5%	49.2%	48.8%	58.9%
% of FP17s for the same patient ID Re-attending between 3 & 9 months - Adults	925	2,802	33.0%	39.1%	39.3%	51.6%
% of FP17s for Band 1 Urgent Courses	273	3,528	7.7%	10.0%	10.6%	8.9%
% of FP17s Relating to Free Repair or Replacements	77	3,528	2.2%	0.6%	0.5%	0.8%
% of FP17s Relating to Continuations	31	3,528	0.9%	0.9%	0.7%	0.9%
% of Patients satisfied with the dentistry they have received	6	6	N/A	91.6%	90.4%	93.2%
% of Patients satisfied with the time they had to wait for an appointment	5	6	N/A	88.0%	85.3%	88.8%

* This is based on patients treated on this contract for their most recent course of treatment. Figures in italics indicate the base number of FP17s or Patient Questionnaire responses are less than 100. N/A is shown where the base number of responses is less than 10 during the period. % is calculated as Quantity/Base number*100

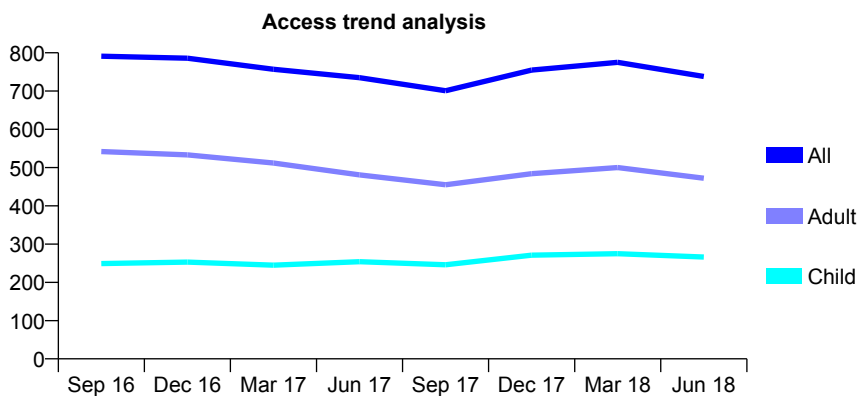
Q63 - Vital Signs At a Glance Contract Report for 638323/0005 - June 2018

Name or company name	MR SS PHOTAY
Contract type name	GDS Contract
Purpose of contract	General
Contract start date	01/09/2012
Contract end date	

18/19 Contracted general activity (UDA)	2,268
Carry forward general activity (UDA)	0
18/19 Contracted orthodontic activity (UOA)	0
Carry forward orthodontic activity (UOA)	0
Baseline contract value	£56,303.31

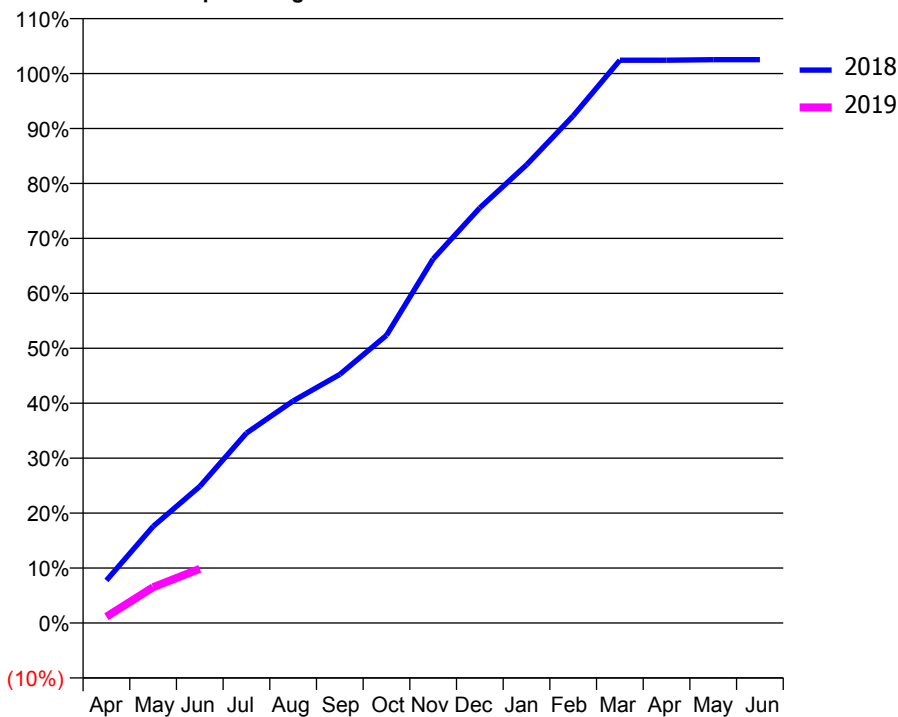
ACCESS*

Patients seen in 24 months	Total	Change since previous quarter
Quarter ending June 2017	735	
Quarter ending September 2017	701	↓
Quarter ending December 2017	755	↑
Quarter ending March 2018	775	↑
Quarter ending June 2018	738	↓
Variance since June 2017	0.4%	→



ACTIVITY

Cumulative percentage of contracted UDA delivered 2018 & 2019



Adjusted Scheduled Activity (UDA)

Month	2018	2019
April	176	26
May	399	148
June	564	224
July	784	
August	916	
September	1,026	
October	1,187	
November	1,503	
December	1,714	
January	1,891	
February	2,093	
March	2,323	
April	2,323	
May	2,325	
June	2,325	

QUALITY

	Quantity	Base Number	Contract	AT	Region	England
% of FP17s for the same patient ID Re-attending within 3 months - Children	0	30	0.0%	9.8%	11.5%	11.5%
% of FP17s for the same patient ID Re-attending within 3 months - Adults	7	60	11.7%	15.4%	16.6%	15.4%
% of FP17s for the same patient ID Re-attending between 3 & 9 months - Children	12	30	40.0%	49.2%	48.8%	58.9%
% of FP17s for the same patient ID Re-attending between 3 & 9 months - Adults	21	60	35.0%	39.1%	39.3%	51.6%
% of FP17s for Band 1 Urgent Courses	9	87	10.3%	10.0%	10.6%	8.9%
% of FP17s Relating to Free Repair or Replacements	0	87	0.0%	0.6%	0.5%	0.8%
% of FP17s Relating to Continuations	0	87	0.0%	0.9%	0.7%	0.9%
% of Patients satisfied with the dentistry they have received	3	3	N/A	91.6%	90.4%	93.2%
% of Patients satisfied with the time they had to wait for an appointment	1	3	N/A	88.0%	85.3%	88.8%

* This is based on patients treated on this contract for their most recent course of treatment. Figures in italics indicate the base number of FP17s or Patient Questionnaire responses are less than 100. N/A is shown where the base number of responses is less than 10 during the period. % is calculated as Quantity/Base number*100

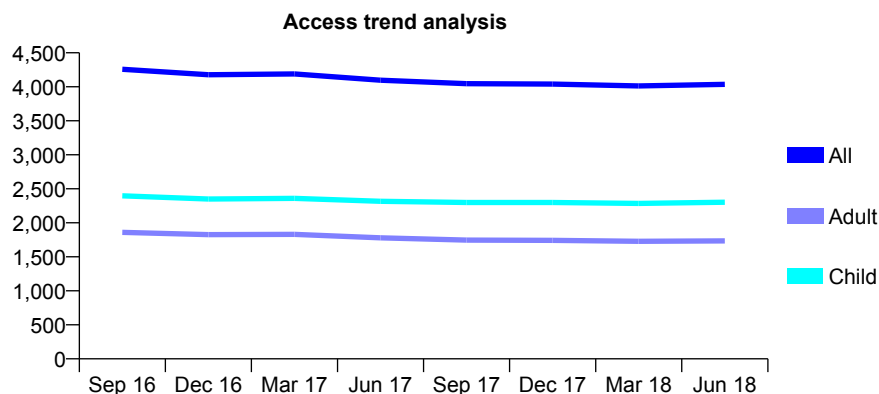
Q63 - Vital Signs At a Glance Contract Report for 643963/0001 - June 2018

Name or company name	MR BJ O'ROURKE
Contract type name	GDS Contract
Purpose of contract	General
Contract start date	01/04/2006
Contract end date	

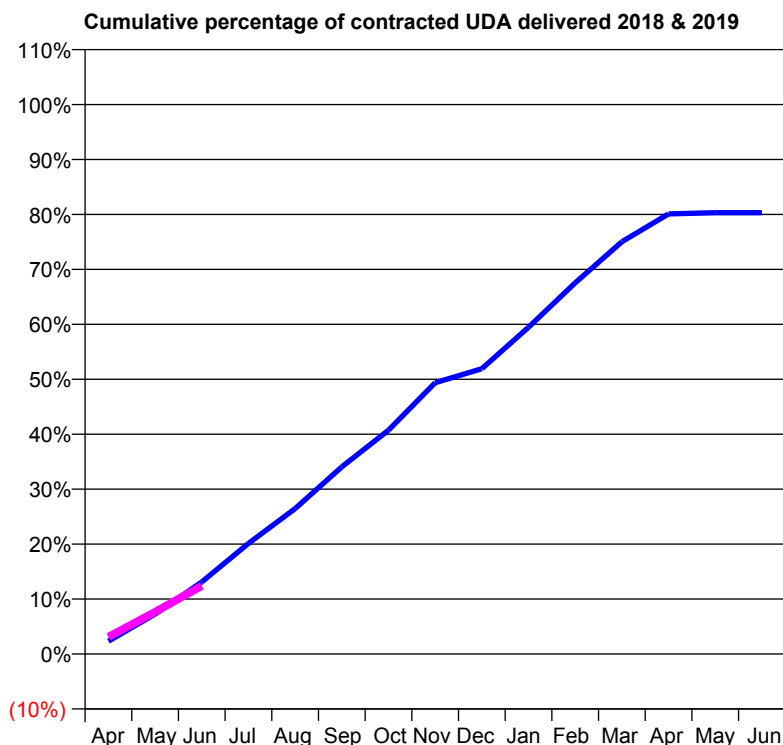
18/19 Contracted general activity (UDA)	15,452
Carry forward general activity (UDA)	0
18/19 Contracted orthodontic activity (UOA)	0
Carry forward orthodontic activity (UOA)	0
Baseline contract value	£462,438.99

ACCESS*

Patients seen in 24 months	Total	Change since previous quarter
Quarter ending June 2017	4,097	
Quarter ending September 2017	4,046	↓
Quarter ending December 2017	4,041	→
Quarter ending March 2018	4,013	→
Quarter ending June 2018	4,037	→
Variance since June 2017	(1.5%)	↓



ACTIVITY



Adjusted Scheduled Activity (UDA)		
Month	2018	2019
April	361	484
May	1,124	1,184
June	2,027	1,918
July	3,112	
August	4,089	
September	5,265	
October	6,295	
November	7,627	
December	8,024	
January	9,190	
February	10,439	
March	11,593	
April	12,377	
May	12,408	
June	12,408	

QUALITY

	Quantity	Base Number	Contract	AT	Region	England
% of FP17s for the same patient ID Re-attending within 3 months - Children	46	692	6.6%	9.8%	11.5%	11.5%
% of FP17s for the same patient ID Re-attending within 3 months - Adults	151	489	30.9%	15.4%	16.6%	15.4%
% of FP17s for the same patient ID Re-attending between 3 & 9 months - Children	324	692	46.8%	49.2%	48.8%	58.9%
% of FP17s for the same patient ID Re-attending between 3 & 9 months - Adults	137	489	28.0%	39.1%	39.3%	51.6%
% of FP17s for Band 1 Urgent Courses	129	929	13.9%	10.0%	10.6%	8.9%
% of FP17s Relating to Free Repair or Replacements	0	929	0.0%	0.6%	0.5%	0.8%
% of FP17s Relating to Continuations	9	929	1.0%	0.9%	0.7%	0.9%
% of Patients satisfied with the dentistry they have received	1	1	N/A	91.6%	90.4%	93.2%
% of Patients satisfied with the time they had to wait for an appointment	1	1	N/A	88.0%	85.3%	88.8%

* This is based on patients treated on this contract for their most recent course of treatment. Figures in italics indicate the base number of FP17s or Patient Questionnaire responses are less than 100. N/A is shown where the base number of responses is less than 10 during the period. % is calculated as Quantity/Base number*100

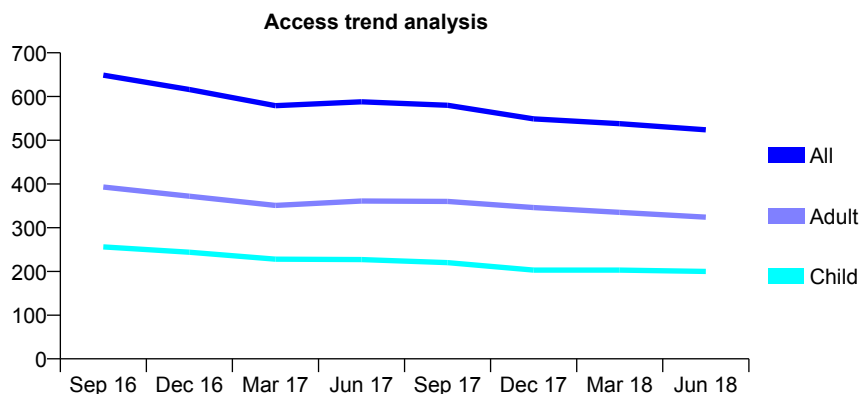
Q63 - Vital Signs At a Glance Contract Report for 651478/0001 - June 2018

Name or company name	MS NA DATHI
Contract type name	GDS Contract
Purpose of contract	General
Contract start date	01/04/2006
Contract end date	

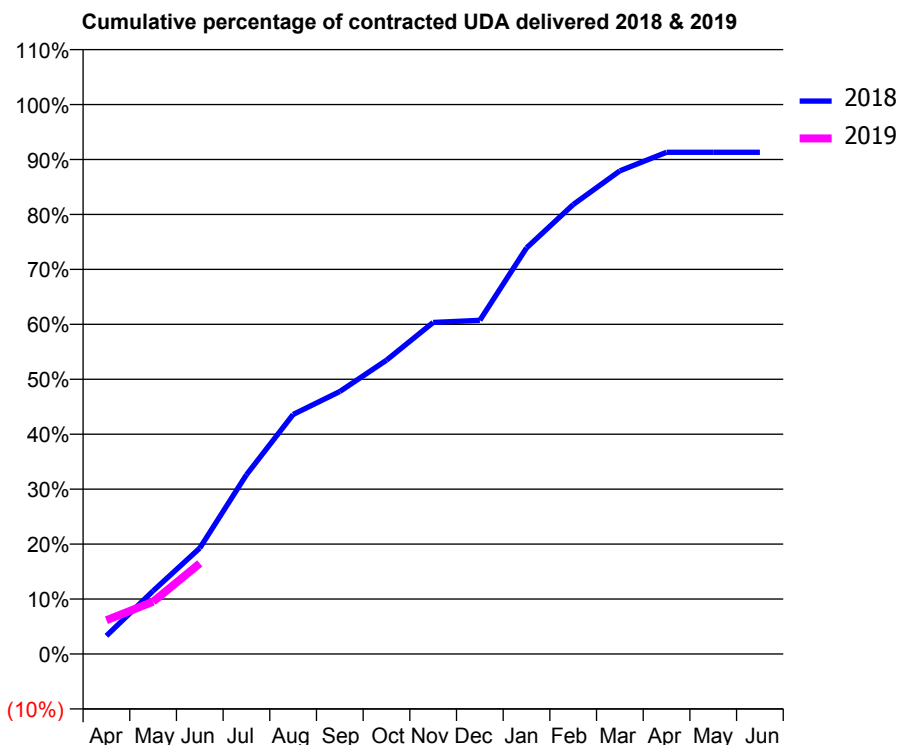
18/19 Contracted general activity (UDA)	1,000
Carry forward general activity (UDA)	0
18/19 Contracted orthodontic activity (UOA)	0
Carry forward orthodontic activity (UOA)	0
Baseline contract value	£23,761.13

ACCESS*

Patients seen in 24 months	Total	Change since previous quarter
Quarter ending June 2017	588	
Quarter ending September 2017	580	↓
Quarter ending December 2017	549	↓
Quarter ending March 2018	538	↓
Quarter ending June 2018	524	↓
Variance since June 2017	(10.9%)	↓



ACTIVITY



Month	Adjusted Scheduled Activity (UDA)	
	2018	2019
April	33	62
May	115	95
June	193	165
July	326	
August	436	
September	478	
October	535	
November	603	
December	607	
January	739	
February	818	
March	879	
April	913	
May	913	
June	913	

QUALITY

	Quantity	Base Number	Contract	AT	Region	England
% of FP17s for the same patient ID Re-attending within 3 months - Children	1	57	1.8%	9.8%	11.5%	11.5%
% of FP17s for the same patient ID Re-attending within 3 months - Adults	3	77	3.9%	15.4%	16.6%	15.4%
% of FP17s for the same patient ID Re-attending between 3 & 9 months - Children	23	57	40.4%	49.2%	48.8%	58.9%
% of FP17s for the same patient ID Re-attending between 3 & 9 months - Adults	26	77	33.8%	39.1%	39.3%	51.6%
% of FP17s for Band 1 Urgent Courses	10	101	9.9%	10.0%	10.6%	8.9%
% of FP17s Relating to Free Repair or Replacements	0	101	0.0%	0.6%	0.5%	0.8%
% of FP17s Relating to Continuations	0	101	0.0%	0.9%	0.7%	0.9%
% of Patients satisfied with the dentistry they have received	2	2	N/A	91.6%	90.4%	93.2%
% of Patients satisfied with the time they had to wait for an appointment	2	2	N/A	88.0%	85.3%	88.8%

* This is based on patients treated on this contract for their most recent course of treatment. Figures in italics indicate the base number of FP17s or Patient Questionnaire responses are less than 100. N/A is shown where the base number of responses is less than 10 during the period. % is calculated as Quantity/Base number*100

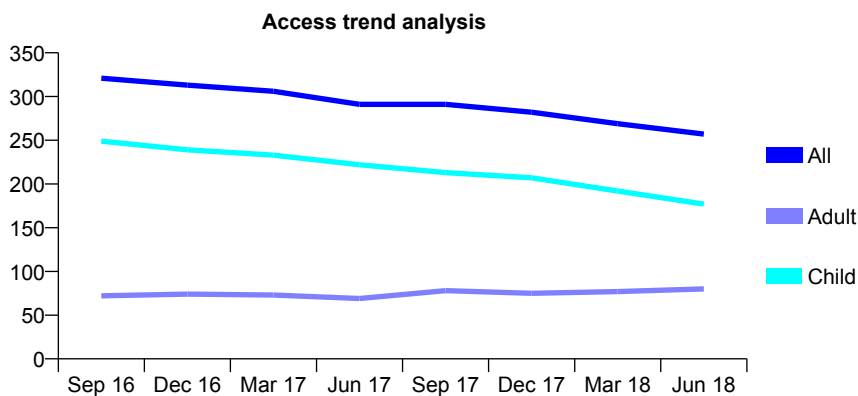
Q63 - Vital Signs At a Glance Contract Report for 651680/0001 - June 2018

Name or company name	MR RH BAYLIS
Contract type name	GDS Contract
Purpose of contract	General
Contract start date	01/04/2006
Contract end date	

18/19 Contracted general activity (UDA)	546
Carry forward general activity (UDA)	0
18/19 Contracted orthodontic activity (UOA)	0
Carry forward orthodontic activity (UOA)	0
Baseline contract value	£14,078.15

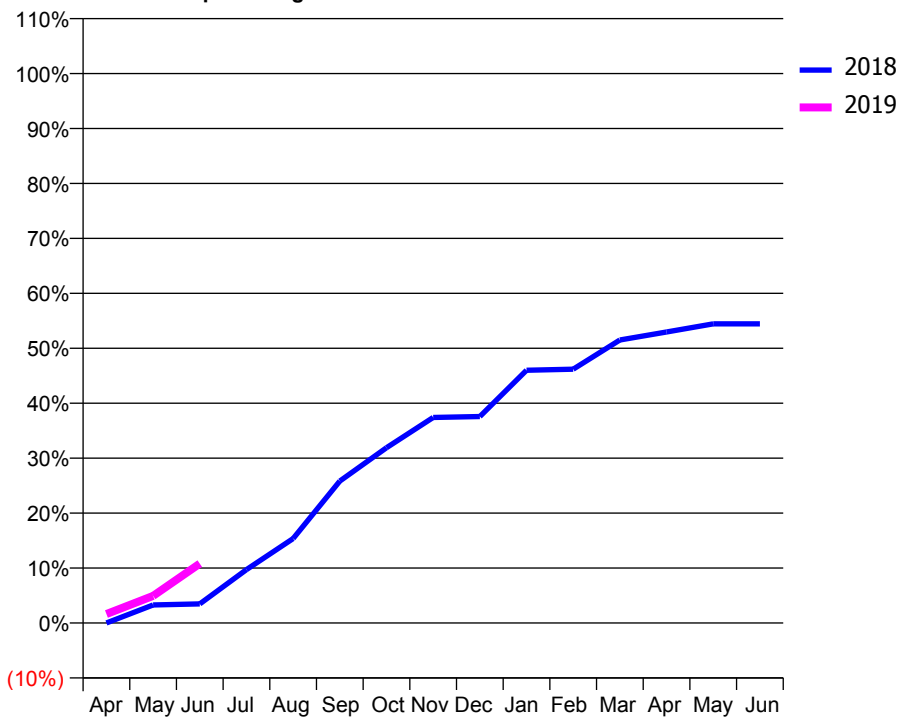
ACCESS*

Patients seen in 24 months	Total	Change since previous quarter
Quarter ending June 2017	291	
Quarter ending September 2017	291	→
Quarter ending December 2017	282	↓
Quarter ending March 2018	269	↓
Quarter ending June 2018	257	↓
Variance since June 2017	(11.7%)	↓



ACTIVITY

Cumulative percentage of contracted UDA delivered 2018 & 2019



Adjusted Scheduled Activity (UDA)

Month	2018	2019
April	0	9
May	18	27
June	19	59
July	53	
August	84	
September	141	
October	174	
November	204	
December	205	
January	251	
February	252	
March	281	
April	289	
May	297	
June	297	

QUALITY

	Quantity	Base Number	Contract	AT	Region	England
% of FP17s for the same patient ID Re-attending within 3 months - Children	0	66	0.0%	9.8%	11.5%	11.5%
% of FP17s for the same patient ID Re-attending within 3 months - Adults	0	6	0.0%	15.4%	16.6%	15.4%
% of FP17s for the same patient ID Re-attending between 3 & 9 months - Children	43	66	65.2%	49.2%	48.8%	58.9%
% of FP17s for the same patient ID Re-attending between 3 & 9 months - Adults	2	6	33.3%	39.1%	39.3%	51.6%
% of FP17s for Band 1 Urgent Courses	0	55	0.0%	10.0%	10.6%	8.9%
% of FP17s Relating to Free Repair or Replacements	0	55	0.0%	0.6%	0.5%	0.8%
% of FP17s Relating to Continuations	0	55	0.0%	0.9%	0.7%	0.9%
% of Patients satisfied with the dentistry they have received	0	0	N/A	91.6%	90.4%	93.2%
% of Patients satisfied with the time they had to wait for an appointment	0	0	N/A	88.0%	85.3%	88.8%

* This is based on patients treated on this contract for their most recent course of treatment. Figures in italics indicate the base number of FP17s or Patient Questionnaire responses are less than 100. N/A is shown where the base number of responses is less than 10 during the period. % is calculated as Quantity/Base number*100

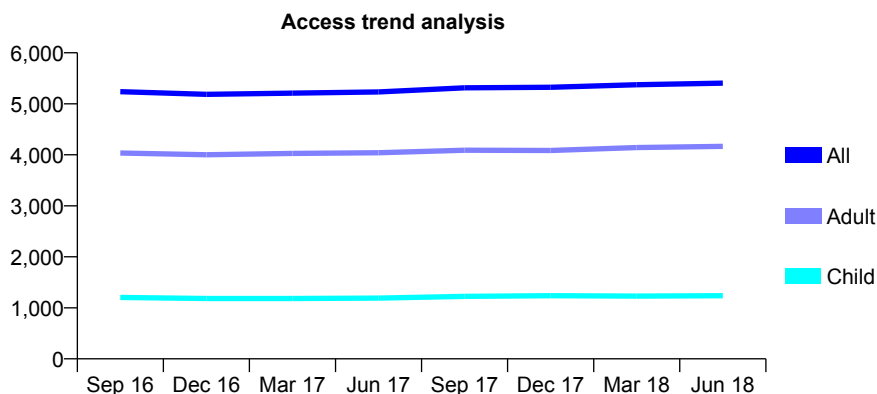
Q63 - Vital Signs At a Glance Contract Report for 656704/0003 - June 2018

Name or company name	MR R PATEL
Contract type name	GDS Contract
Purpose of contract	General
Contract start date	01/04/2006
Contract end date	

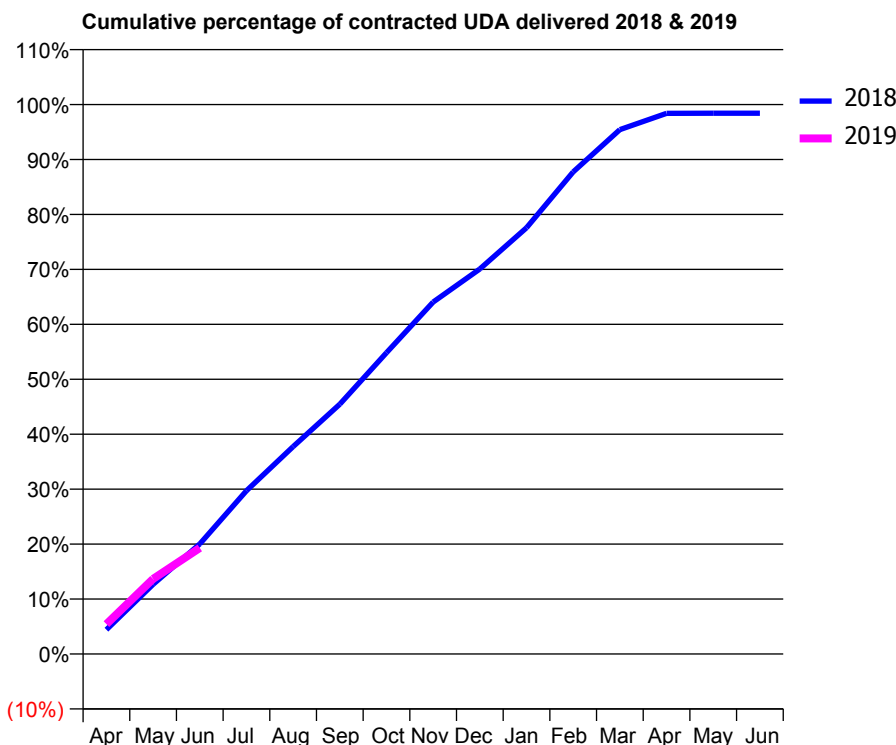
18/19 Contracted general activity (UDA)	15,926
Carry forward general activity (UDA)	0
18/19 Contracted orthodontic activity (UOA)	0
Carry forward orthodontic activity (UOA)	0
Baseline contract value	£446,612.97

ACCESS*

Patients seen in 24 months	Total	Change since previous quarter
Quarter ending June 2017	5,232	
Quarter ending September 2017	5,313	→
Quarter ending December 2017	5,324	→
Quarter ending March 2018	5,373	→
Quarter ending June 2018	5,404	→
Variance since June 2017	3.3%	↑



ACTIVITY



Month	Adjusted Scheduled Activity (UDA)	
	2018	2019
April	705	867
May	2,019	2,177
June	3,189	3,075
July	4,734	
August	6,013	
September	7,241	
October	8,734	
November	10,202	
December	11,158	
January	12,355	
February	13,971	
March	15,199	
April	15,671	
May	15,672	
June	15,672	

QUALITY

	Quantity	Base Number	Contract	AT	Region	England
% of FP17s for the same patient ID Re-attending within 3 months - Children	29	403	7.2%	9.8%	11.5%	11.5%
% of FP17s for the same patient ID Re-attending within 3 months - Adults	129	1,047	12.3%	15.4%	16.6%	15.4%
% of FP17s for the same patient ID Re-attending between 3 & 9 months - Children	212	403	52.6%	49.2%	48.8%	58.9%
% of FP17s for the same patient ID Re-attending between 3 & 9 months - Adults	421	1,047	40.2%	39.1%	39.3%	51.6%
% of FP17s for Band 1 Urgent Courses	80	1,280	6.3%	10.0%	10.6%	8.9%
% of FP17s Relating to Free Repair or Replacements	21	1,280	1.6%	0.6%	0.5%	0.8%
% of FP17s Relating to Continuations	19	1,280	1.5%	0.9%	0.7%	0.9%
% of Patients satisfied with the dentistry they have received	6	6	N/A	91.6%	90.4%	93.2%
% of Patients satisfied with the time they had to wait for an appointment	5	6	N/A	88.0%	85.3%	88.8%

* This is based on patients treated on this contract for their most recent course of treatment. Figures in italics indicate the base number of FP17s or Patient Questionnaire responses are less than 100. N/A is shown where the base number of responses is less than 10 during the period. % is calculated as Quantity/Base number*100

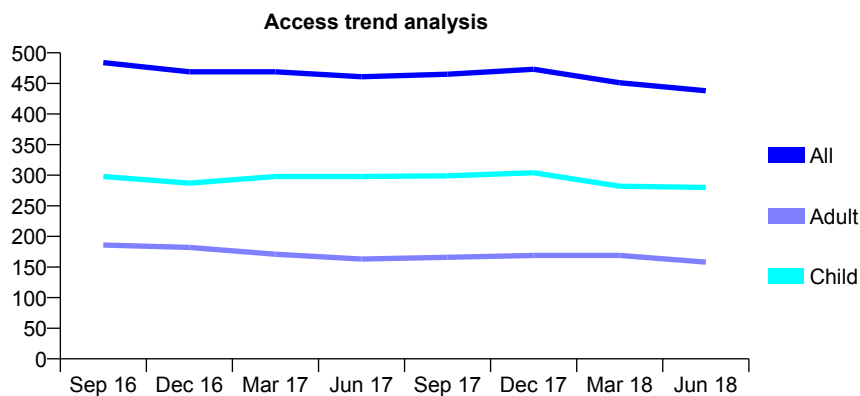
Q63 - Vital Signs At a Glance Contract Report for 656917/0001 - June 2018

Name or company name	MR P MORAITIS
Contract type name	GDS Contract
Purpose of contract	General
Contract start date	01/04/2006
Contract end date	

18/19 Contracted general activity (UDA)	1,090
Carry forward general activity (UDA)	0
18/19 Contracted orthodontic activity (UOA)	0
Carry forward orthodontic activity (UOA)	0
Baseline contract value	£29,562.88

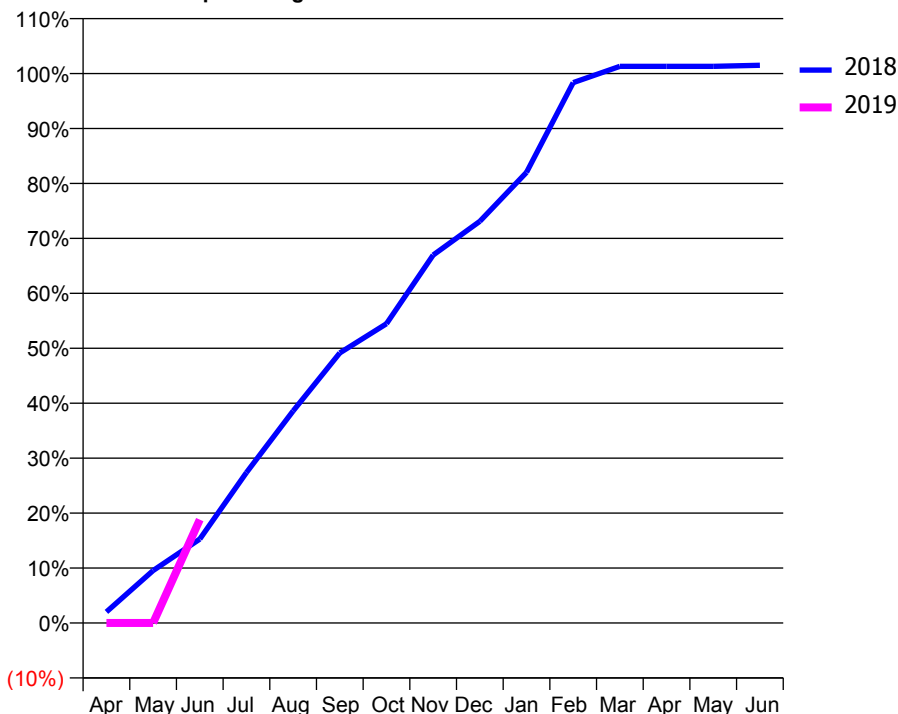
ACCESS*

Patients seen in 24 months	Total	Change since previous quarter
Quarter ending June 2017	461	
Quarter ending September 2017	465	→
Quarter ending December 2017	473	→
Quarter ending March 2018	451	↓
Quarter ending June 2018	438	↓
Variance since June 2017	(5.0%)	↓



ACTIVITY

Cumulative percentage of contracted UDA delivered 2018 & 2019



Month	Adjusted Scheduled Activity (UDA)	
	2018	2019
April	22	0
May	104	0
June	166	205
July	298	
August	421	
September	536	
October	594	
November	730	
December	797	
January	894	
February	1,072	
March	1,104	
April	1,104	
May	1,104	
June	1,106	

QUALITY

	Quantity	Base Number	Contract	AT	Region	England
% of FP17s for the same patient ID Re-attending within 3 months - Children	0	88	0.0%	9.8%	11.5%	11.5%
% of FP17s for the same patient ID Re-attending within 3 months - Adults	0	44	0.0%	15.4%	16.6%	15.4%
% of FP17s for the same patient ID Re-attending between 3 & 9 months - Children	63	88	71.6%	49.2%	48.8%	58.9%
% of FP17s for the same patient ID Re-attending between 3 & 9 months - Adults	30	44	68.2%	39.1%	39.3%	51.6%
% of FP17s for Band 1 Urgent Courses	0	127	0.0%	10.0%	10.6%	8.9%
% of FP17s Relating to Free Repair or Replacements	0	127	0.0%	0.6%	0.5%	0.8%
% of FP17s Relating to Continuations	0	127	0.0%	0.9%	0.7%	0.9%
% of Patients satisfied with the dentistry they have received	1	1	N/A	91.6%	90.4%	93.2%
% of Patients satisfied with the time they had to wait for an appointment	1	1	N/A	88.0%	85.3%	88.8%

* This is based on patients treated on this contract for their most recent course of treatment. Figures in italics indicate the base number of FP17s or Patient Questionnaire responses are less than 100. N/A is shown where the base number of responses is less than 10 during the period. % is calculated as Quantity/Base number*100

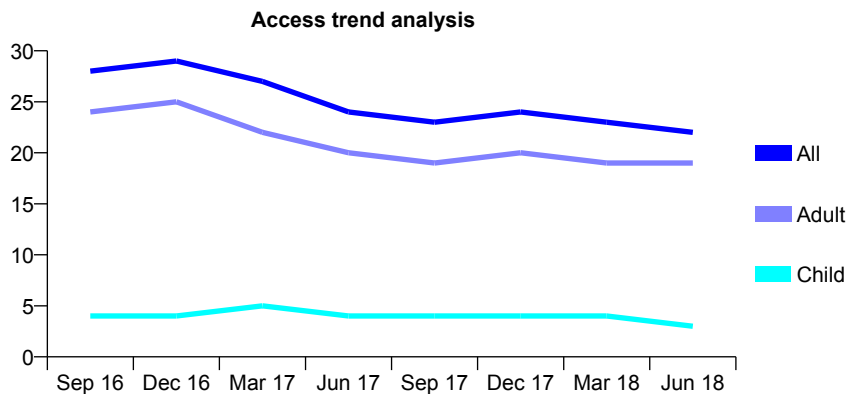
Q63 - Vital Signs At a Glance Contract Report for 671908/0001 - June 2018

Name or company name	MR J SHELDON
Contract type name	GDS Contract
Purpose of contract	General
Contract start date	01/04/2006
Contract end date	

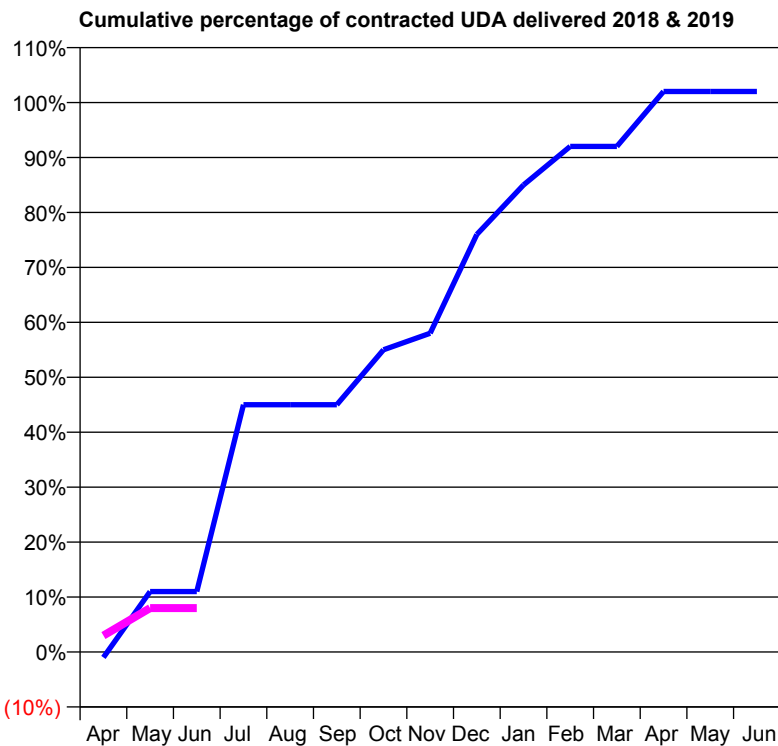
18/19 Contracted general activity (UDA)	100
Carry forward general activity (UDA)	0
18/19 Contracted orthodontic activity (UOA)	0
Carry forward orthodontic activity (UOA)	0
Baseline contract value	£2,767.37

ACCESS*

Patients seen in 24 months	Total	Change since previous quarter
Quarter ending June 2017	24	
Quarter ending September 2017	23	↓
Quarter ending December 2017	24	↑
Quarter ending March 2018	23	↓
Quarter ending June 2018	22	↓
Variance since June 2017	(8.3%)	↓



ACTIVITY



Month	Adjusted Scheduled Activity (UDA)	
	2018	2019
April	-1	3
May	11	8
June	11	8
July	45	
August	45	
September	45	
October	55	
November	58	
December	76	
January	85	
February	92	
March	92	
April	102	
May	102	
June	102	

QUALITY

	Quantity	Base Number	Contract	AT	Region	England
% of FP17s for the same patient ID Re-attending within 3 months - Children	0	1	0.0%	9.8%	11.5%	11.5%
% of FP17s for the same patient ID Re-attending within 3 months - Adults	0	7	0.0%	15.4%	16.6%	15.4%
% of FP17s for the same patient ID Re-attending between 3 & 9 months - Children	0	1	0.0%	49.2%	48.8%	58.9%
% of FP17s for the same patient ID Re-attending between 3 & 9 months - Adults	7	7	100.0%	39.1%	39.3%	51.6%
% of FP17s for Band 1 Urgent Courses	0	4	0.0%	10.0%	10.6%	8.9%
% of FP17s Relating to Free Repair or Replacements	0	4	0.0%	0.6%	0.5%	0.8%
% of FP17s Relating to Continuations	0	4	0.0%	0.9%	0.7%	0.9%
% of Patients satisfied with the dentistry they have received	0	0	N/A	91.6%	90.4%	93.2%
% of Patients satisfied with the time they had to wait for an appointment	0	0	N/A	88.0%	85.3%	88.8%

* This is based on patients treated on this contract for their most recent course of treatment. Figures in italics indicate the base number of FP17s or Patient Questionnaire responses are less than 100. N/A is shown where the base number of responses is less than 10 during the period. % is calculated as Quantity/Base number*100

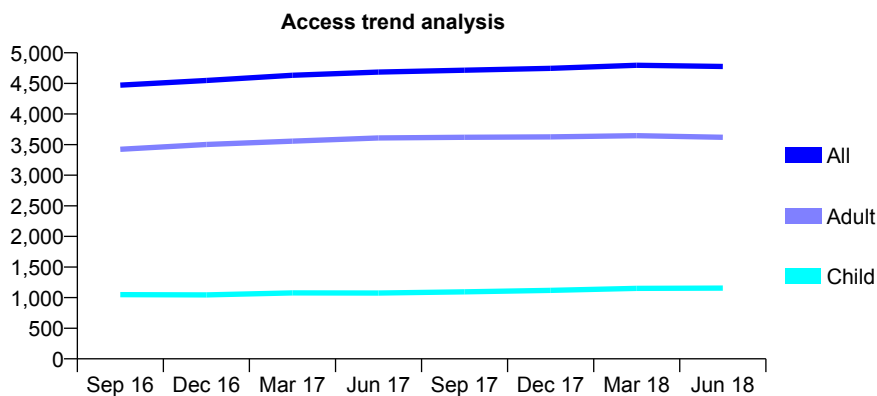
Q63 - Vital Signs At a Glance Contract Report for 673498/0001 - June 2018

Name or company name	MR TM ASHRAF
Contract type name	GDS Contract
Purpose of contract	General
Contract start date	01/04/2006
Contract end date	

18/19 Contracted general activity (UDA)	14,750
Carry forward general activity (UDA)	0
18/19 Contracted orthodontic activity (UOA)	0
Carry forward orthodontic activity (UOA)	0
Baseline contract value	£376,787.37

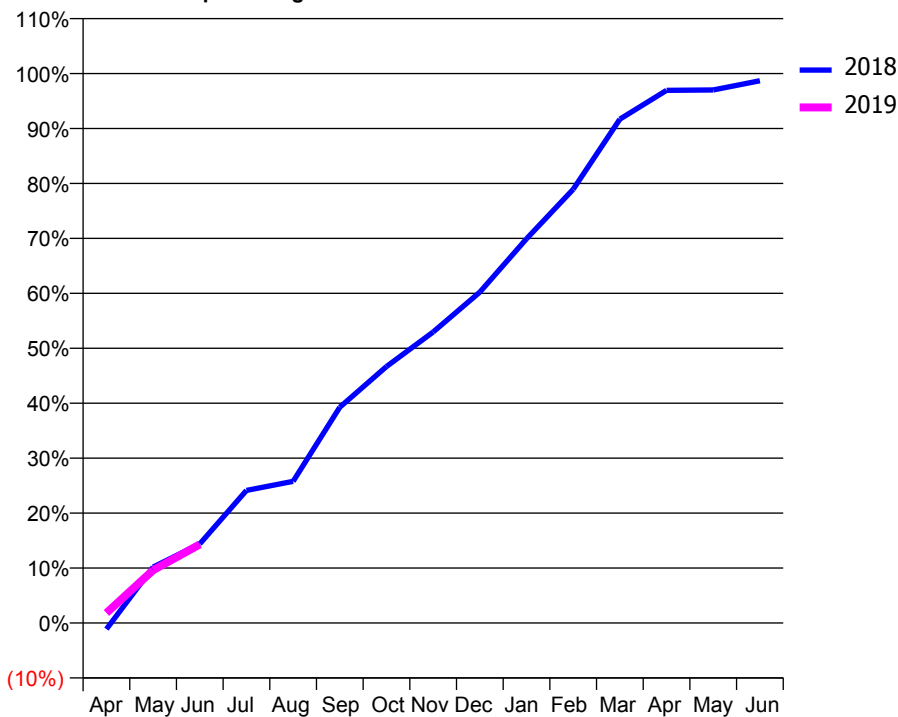
ACCESS*

Patients seen in 24 months	Total	Change since previous quarter
Quarter ending June 2017	4,685	
Quarter ending September 2017	4,715	→
Quarter ending December 2017	4,746	→
Quarter ending March 2018	4,797	→
Quarter ending June 2018	4,776	→
Variance since June 2017	1.9%	→



ACTIVITY

Cumulative percentage of contracted UDA delivered 2018 & 2019



Adjusted Scheduled Activity (UDA)

Month	2018	2019
April	-165	269
May	1,503	1,420
June	2,123	2,111
July	3,559	
August	3,804	
September	5,792	
October	6,886	
November	7,814	
December	8,884	
January	10,315	
February	11,641	
March	13,526	
April	14,296	
May	14,309	
June	14,554	

QUALITY

	Quantity	Base Number	Contract	AT	Region	England
% of FP17s for the same patient ID Re-attending within 3 months - Children	20	296	6.8%	9.8%	11.5%	11.5%
% of FP17s for the same patient ID Re-attending within 3 months - Adults	103	843	12.2%	15.4%	16.6%	15.4%
% of FP17s for the same patient ID Re-attending between 3 & 9 months - Children	122	296	41.2%	49.2%	48.8%	58.9%
% of FP17s for the same patient ID Re-attending between 3 & 9 months - Adults	279	843	33.1%	39.1%	39.3%	51.6%
% of FP17s for Band 1 Urgent Courses	40	823	4.9%	10.0%	10.6%	8.9%
% of FP17s Relating to Free Repair or Replacements	10	823	1.2%	0.6%	0.5%	0.8%
% of FP17s Relating to Continuations	19	823	2.3%	0.9%	0.7%	0.9%
% of Patients satisfied with the dentistry they have received	0	0	N/A	91.6%	90.4%	93.2%
% of Patients satisfied with the time they had to wait for an appointment	0	0	N/A	88.0%	85.3%	88.8%

* This is based on patients treated on this contract for their most recent course of treatment. Figures in italics indicate the base number of FP17s or Patient Questionnaire responses are less than 100. N/A is shown where the base number of responses is less than 10 during the period. % is calculated as Quantity/Base number*100

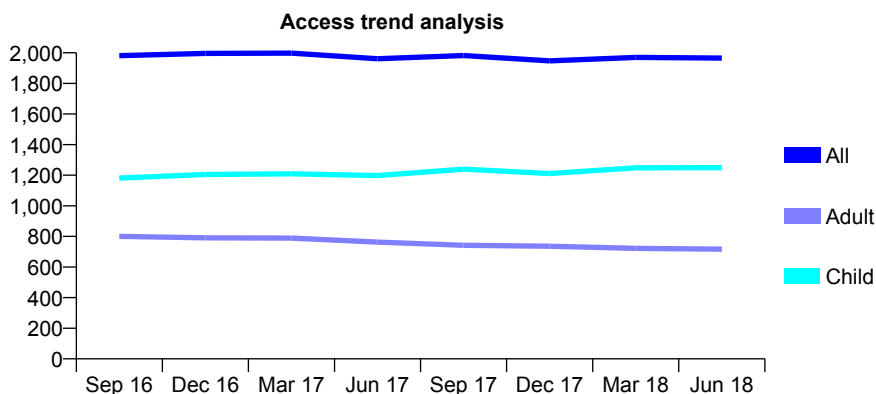
Q63 - Vital Signs At a Glance Contract Report for 674656/0001 - June 2018

Name or company name	MRS B VAHEESWARAN
Contract type name	GDS Contract
Purpose of contract	General
Contract start date	01/04/2006
Contract end date	

18/19 Contracted general activity (UDA)	5,998
Carry forward general activity (UDA)	0
18/19 Contracted orthodontic activity (UOA)	0
Carry forward orthodontic activity (UOA)	0
Baseline contract value	£173,763.43

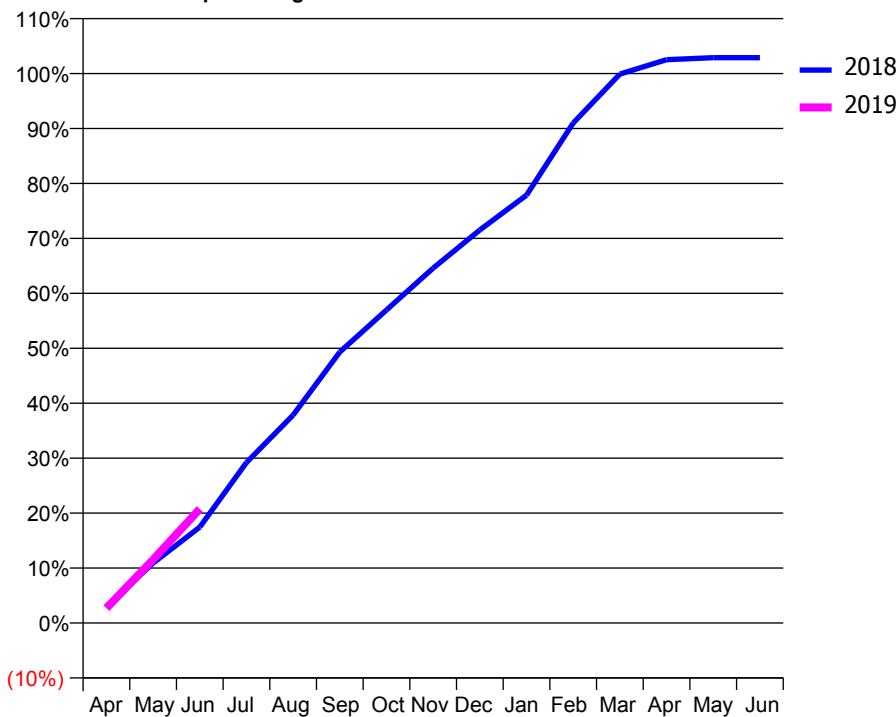
ACCESS*

Patients seen in 24 months	Total	Change since previous quarter
Quarter ending June 2017	1,961	
Quarter ending September 2017	1,982	→
Quarter ending December 2017	1,947	↓
Quarter ending March 2018	1,970	→
Quarter ending June 2018	1,966	→
Variance since June 2017	0.3%	→



ACTIVITY

Cumulative percentage of contracted UDA delivered 2018 & 2019



Month	Adjusted Scheduled Activity (UDA)	
	2018	2019
April	180	162
May	654	691
June	1,048	1,245
July	1,752	
August	2,269	
September	2,958	
October	3,417	
November	3,874	
December	4,290	
January	4,670	
February	5,458	
March	5,992	
April	6,149	
May	6,171	
June	6,171	

QUALITY

	Quantity	Base Number	Contract	AT	Region	England
% of FP17s for the same patient ID Re-attending within 3 months - Children	37	408	9.1%	9.8%	11.5%	11.5%
% of FP17s for the same patient ID Re-attending within 3 months - Adults	55	203	27.1%	15.4%	16.6%	15.4%
% of FP17s for the same patient ID Re-attending between 3 & 9 months - Children	238	408	58.3%	49.2%	48.8%	58.9%
% of FP17s for the same patient ID Re-attending between 3 & 9 months - Adults	65	203	32.0%	39.1%	39.3%	51.6%
% of FP17s for Band 1 Urgent Courses	57	536	10.6%	10.0%	10.6%	8.9%
% of FP17s Relating to Free Repair or Replacements	0	536	0.0%	0.6%	0.5%	0.8%
% of FP17s Relating to Continuations	1	536	0.2%	0.9%	0.7%	0.9%
% of Patients satisfied with the dentistry they have received	1	1	N/A	91.6%	90.4%	93.2%
% of Patients satisfied with the time they had to wait for an appointment	1	1	N/A	88.0%	85.3%	88.8%

* This is based on patients treated on this contract for their most recent course of treatment. Figures in italics indicate the base number of FP17s or Patient Questionnaire responses are less than 100. N/A is shown where the base number of responses is less than 10 during the period. % is calculated as Quantity/Base number*100

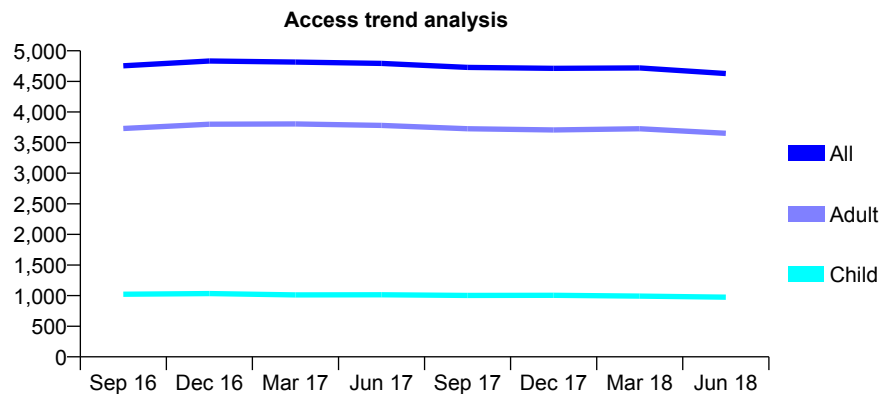
Q63 - Vital Signs At a Glance Contract Report for 674915/0001 - June 2018

Name or company name	MISS P AKHAVAN-TABIB
Contract type name	GDS Contract
Purpose of contract	General
Contract start date	01/04/2006
Contract end date	

18/19 Contracted general activity (UDA)	20,491
Carry forward general activity (UDA)	0
18/19 Contracted orthodontic activity (UOA)	0
Carry forward orthodontic activity (UOA)	0
Baseline contract value	£557,975.69

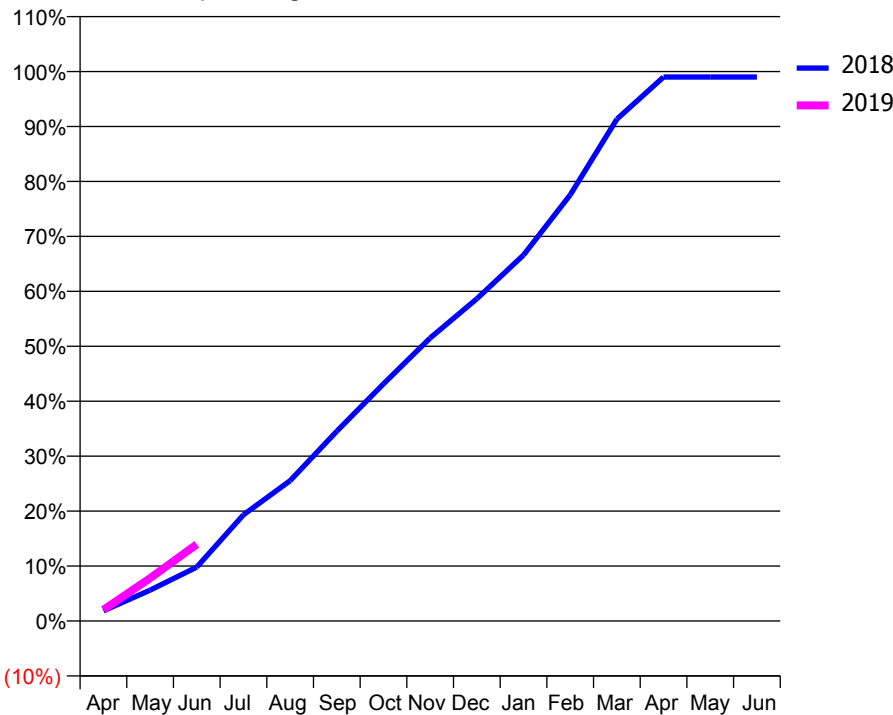
ACCESS*

Patients seen in 24 months	Total	Change since previous quarter
Quarter ending June 2017	4,795	
Quarter ending September 2017	4,729	↓
Quarter ending December 2017	4,714	→
Quarter ending March 2018	4,719	→
Quarter ending June 2018	4,628	↓
Variance since June 2017	(3.5%)	↓



ACTIVITY

Cumulative percentage of contracted UDA delivered 2018 & 2019



Month	Adjusted Scheduled Activity (UDA)	
	2018	2019
April	382	422
May	1,149	1,598
June	2,010	2,861
July	3,963	
August	5,232	
September	7,077	
October	8,845	
November	10,552	
December	12,015	
January	13,647	
February	15,891	
March	18,712	
April	20,285	
May	20,285	
June	20,285	

QUALITY

	Quantity	Base Number	Contract	AT	Region	England
% of FP17s for the same patient ID Re-attending within 3 months - Children	28	241	11.6%	9.8%	11.5%	11.5%
% of FP17s for the same patient ID Re-attending within 3 months - Adults	168	875	19.2%	15.4%	16.6%	15.4%
% of FP17s for the same patient ID Re-attending between 3 & 9 months - Children	76	241	31.5%	49.2%	48.8%	58.9%
% of FP17s for the same patient ID Re-attending between 3 & 9 months - Adults	205	875	23.4%	39.1%	39.3%	51.6%
% of FP17s for Band 1 Urgent Courses	137	702	19.5%	10.0%	10.6%	8.9%
% of FP17s Relating to Free Repair or Replacements	3	702	0.4%	0.6%	0.5%	0.8%
% of FP17s Relating to Continuations	11	702	1.6%	0.9%	0.7%	0.9%
% of Patients satisfied with the dentistry they have received	2	3	N/A	91.6%	90.4%	93.2%
% of Patients satisfied with the time they had to wait for an appointment	3	3	N/A	88.0%	85.3%	88.8%

* This is based on patients treated on this contract for their most recent course of treatment. Figures in italics indicate the base number of FP17s or Patient Questionnaire responses are less than 100. N/A is shown where the base number of responses is less than 10 during the period. % is calculated as Quantity/Base number*100

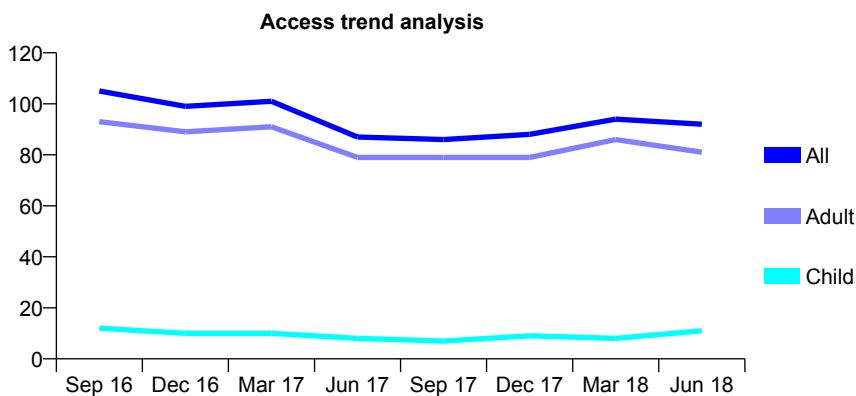
Q63 - Vital Signs At a Glance Contract Report for 674915/0004 - June 2018

Name or company name	MISS P AKHAVAN-TABIB
Contract type name	PDS Contract
Purpose of contract	General
Contract start date	01/08/2010
Contract end date	31/03/2019

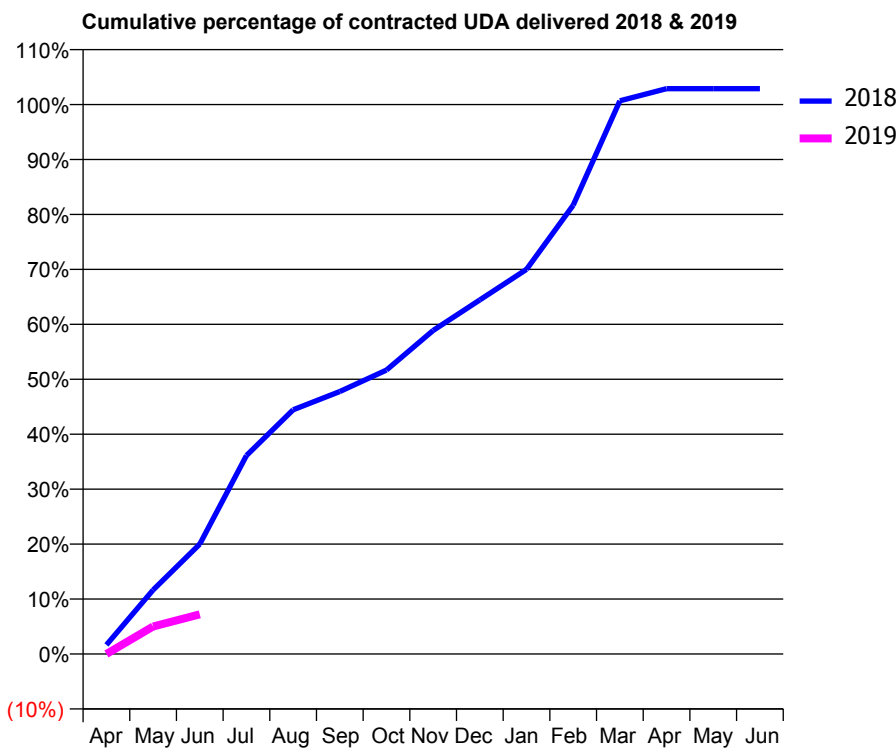
18/19 Contracted general activity (UDA)	180
Carry forward general activity (UDA)	0
18/19 Contracted orthodontic activity (UOA)	0
Carry forward orthodontic activity (UOA)	0
Baseline contract value	£9,352.86

ACCESS*

Patients seen in 24 months	Total	Change since previous quarter
Quarter ending June 2017	87	
Quarter ending September 2017	86	↓
Quarter ending December 2017	88	↑
Quarter ending March 2018	94	↑
Quarter ending June 2018	92	↓
Variance since June 2017	5.7%	↑



ACTIVITY



Month	Adjusted Scheduled Activity (UDA)	
	2018	2019
April	3	0
May	21	9
June	36	13
July	65	
August	80	
September	86	
October	93	
November	106	
December	116	
January	126	
February	147	
March	181	
April	185	
May	185	
June	185	

QUALITY

	Quantity	Base Number	Contract	AT	Region	England
% of FP17s for the same patient ID Re-attending within 3 months - Children	0	2	0.0%	9.8%	11.5%	11.5%
% of FP17s for the same patient ID Re-attending within 3 months - Adults	0	11	0.0%	15.4%	16.6%	15.4%
% of FP17s for the same patient ID Re-attending between 3 & 9 months - Children	0	2	0.0%	49.2%	48.8%	58.9%
% of FP17s for the same patient ID Re-attending between 3 & 9 months - Adults	0	11	0.0%	39.1%	39.3%	51.6%
% of FP17s for Band 1 Urgent Courses	0	9	0.0%	10.0%	10.6%	8.9%
% of FP17s Relating to Free Repair or Replacements	0	9	0.0%	0.6%	0.5%	0.8%
% of FP17s Relating to Continuations	0	9	0.0%	0.9%	0.7%	0.9%
% of Patients satisfied with the dentistry they have received	0	0	N/A	91.6%	90.4%	93.2%
% of Patients satisfied with the time they had to wait for an appointment	0	0	N/A	88.0%	85.3%	88.8%

* This is based on patients treated on this contract for their most recent course of treatment. Figures in italics indicate the base number of FP17s or Patient Questionnaire responses are less than 100. N/A is shown where the base number of responses is less than 10 during the period. % is calculated as Quantity/Base number*100

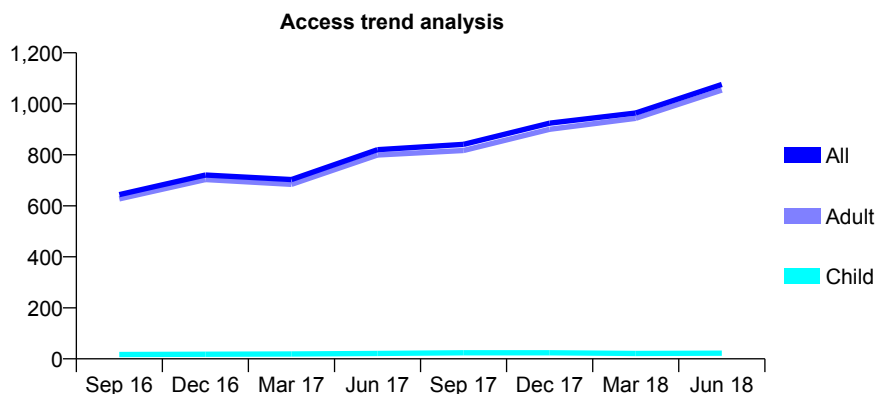
Q63 - Vital Signs At a Glance Contract Report for 674915/0006 - June 2018

Name or company name	MISS P AKHAVAN-TABIB
Contract type name	PDS Contract
Purpose of contract	General
Contract start date	01/09/2010
Contract end date	30/06/2018

18/19 Contracted general activity (UDA)	500
Carry forward general activity (UDA)	0
18/19 Contracted orthodontic activity (UOA)	0
Carry forward orthodontic activity (UOA)	0
Baseline contract value	£25,309.16

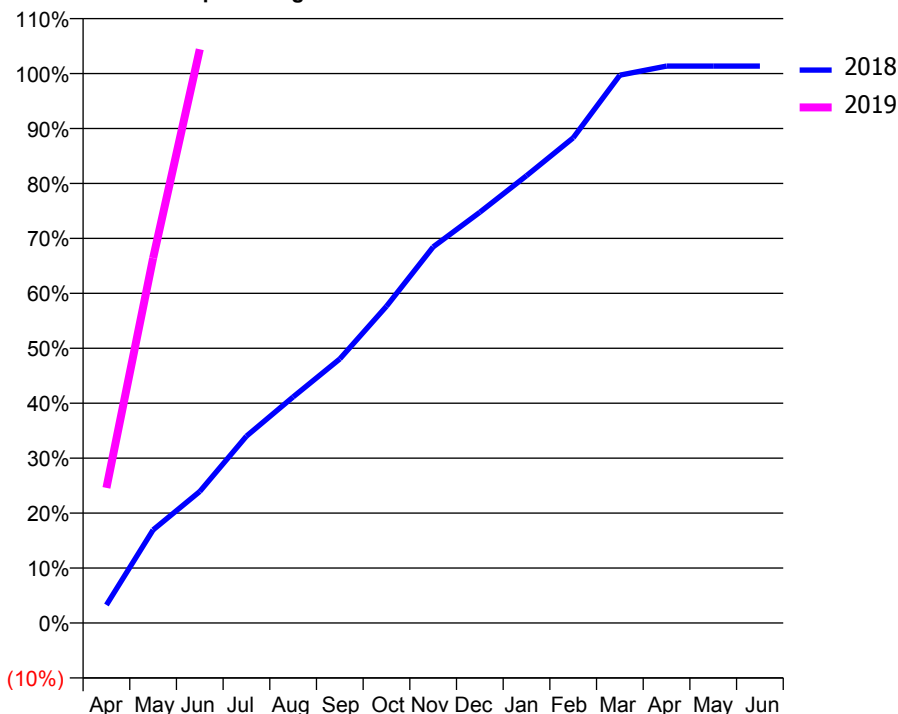
ACCESS*

Patients seen in 24 months	Total	Change since previous quarter
Quarter ending June 2017	820	
Quarter ending September 2017	841	↑
Quarter ending December 2017	924	↑
Quarter ending March 2018	964	↑
Quarter ending June 2018	1,076	↑
Variance since June 2017	31.2%	↑



ACTIVITY

Cumulative percentage of contracted UDA delivered 2018 & 2019



Adjusted Scheduled Activity (UDA)

Month	2018	2019
April	66	123
May	339	332
June	479	522
July	680	
August	823	
September	961	
October	1,153	
November	1,369	
December	1,495	
January	1,628	
February	1,766	
March	1,994	
April	2,027	
May	2,027	
June	2,027	

QUALITY

	Quantity	Base Number	Contract	AT	Region	England
% of FP17s for the same patient ID Re-attending within 3 months - Children	0	3	0.0%	9.8%	11.5%	11.5%
% of FP17s for the same patient ID Re-attending within 3 months - Adults	5	258	1.9%	15.4%	16.6%	15.4%
% of FP17s for the same patient ID Re-attending between 3 & 9 months - Children	0	3	0.0%	49.2%	48.8%	58.9%
% of FP17s for the same patient ID Re-attending between 3 & 9 months - Adults	2	258	0.8%	39.1%	39.3%	51.6%
% of FP17s for Band 1 Urgent Courses	0	246	0.0%	10.0%	10.6%	8.9%
% of FP17s Relating to Free Repair or Replacements	0	246	0.0%	0.6%	0.5%	0.8%
% of FP17s Relating to Continuations	0	246	0.0%	0.9%	0.7%	0.9%
% of Patients satisfied with the dentistry they have received	0	0	N/A	91.6%	90.4%	93.2%
% of Patients satisfied with the time they had to wait for an appointment	0	0	N/A	88.0%	85.3%	88.8%

* This is based on patients treated on this contract for their most recent course of treatment. Figures in italics indicate the base number of FP17s or Patient Questionnaire responses are less than 100. N/A is shown where the base number of responses is less than 10 during the period. % is calculated as Quantity/Base number*100

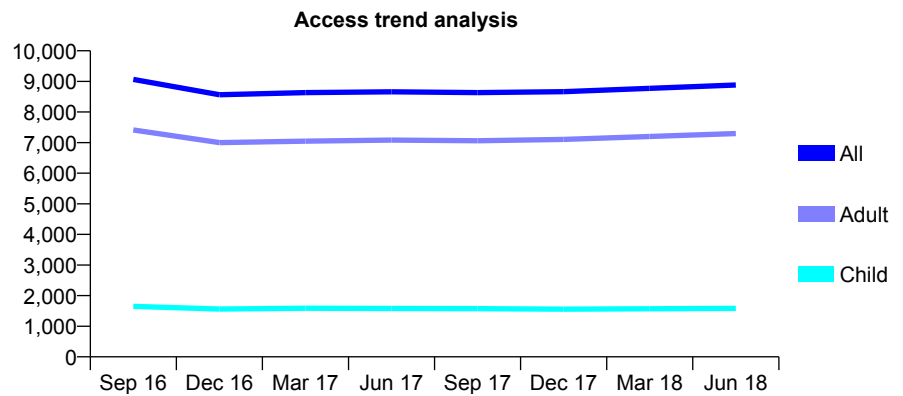
Q63 - Vital Signs At a Glance Contract Report for 675075/0001 - June 2018

Name or company name	MR S SRI RANGANATHAN
Contract type name	GDS Contract
Purpose of contract	General
Contract start date	01/04/2006
Contract end date	

18/19 Contracted general activity (UDA)	30,570
Carry forward general activity (UDA)	0
18/19 Contracted orthodontic activity (UOA)	0
Carry forward orthodontic activity (UOA)	0
Baseline contract value	£861,688.28

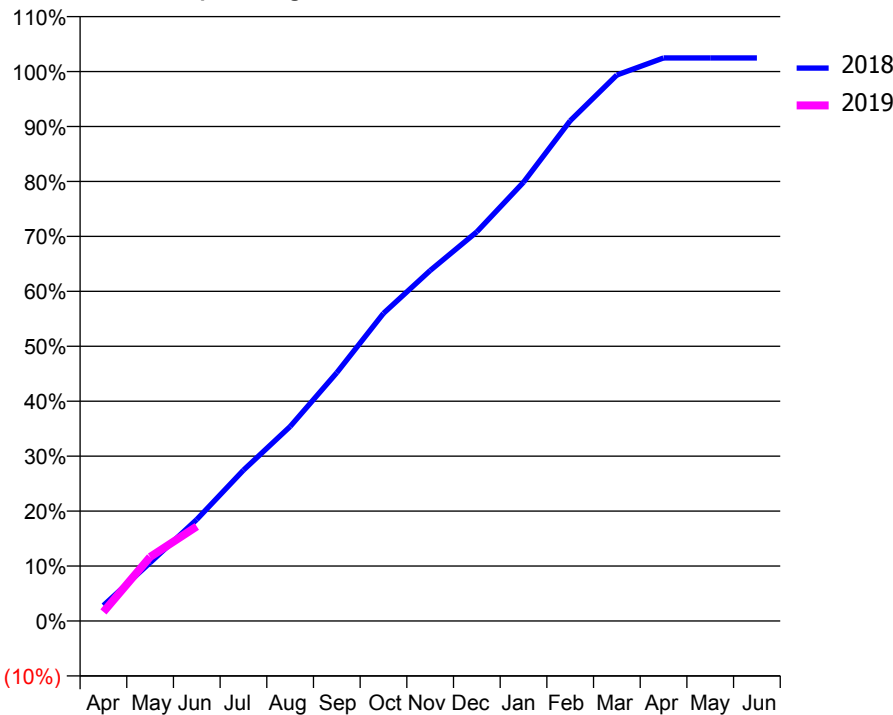
ACCESS*

Patients seen in 24 months	Total	Change since previous quarter
Quarter ending June 2017	8,660	
Quarter ending September 2017	8,635	→
Quarter ending December 2017	8,663	→
Quarter ending March 2018	8,772	→
Quarter ending June 2018	8,882	→
Variance since June 2017	2.6%	↑



ACTIVITY

Cumulative percentage of contracted UDA delivered 2018 & 2019



Month	Adjusted Scheduled Activity (UDA)	
	2018	2019
April	862	505
May	3,249	3,566
June	5,653	5,266
July	8,396	
August	10,822	
September	13,818	
October	17,117	
November	19,498	
December	21,651	
January	24,409	
February	27,827	
March	30,378	
April	31,326	
May	31,326	
June	31,326	

QUALITY

	Quantity	Base Number	Contract	AT	Region	England
% of FP17s for the same patient ID Re-attending within 3 months - Children	35	359	9.7%	9.8%	11.5%	11.5%
% of FP17s for the same patient ID Re-attending within 3 months - Adults	222	1,483	15.0%	15.4%	16.6%	15.4%
% of FP17s for the same patient ID Re-attending between 3 & 9 months - Children	91	359	25.3%	49.2%	48.8%	58.9%
% of FP17s for the same patient ID Re-attending between 3 & 9 months - Adults	360	1,483	24.3%	39.1%	39.3%	51.6%
% of FP17s for Band 1 Urgent Courses	159	1,541	10.3%	10.0%	10.6%	8.9%
% of FP17s Relating to Free Repair or Replacements	12	1,541	0.8%	0.6%	0.5%	0.8%
% of FP17s Relating to Continuations	34	1,541	2.2%	0.9%	0.7%	0.9%
% of Patients satisfied with the dentistry they have received	15	19	78.9%	91.6%	90.4%	93.2%
% of Patients satisfied with the time they had to wait for an appointment	18	19	94.7%	88.0%	85.3%	88.8%

* This is based on patients treated on this contract for their most recent course of treatment. Figures in italics indicate the base number of FP17s or Patient Questionnaire responses are less than 100. N/A is shown where the base number of responses is less than 10 during the period. % is calculated as Quantity/Base number*100

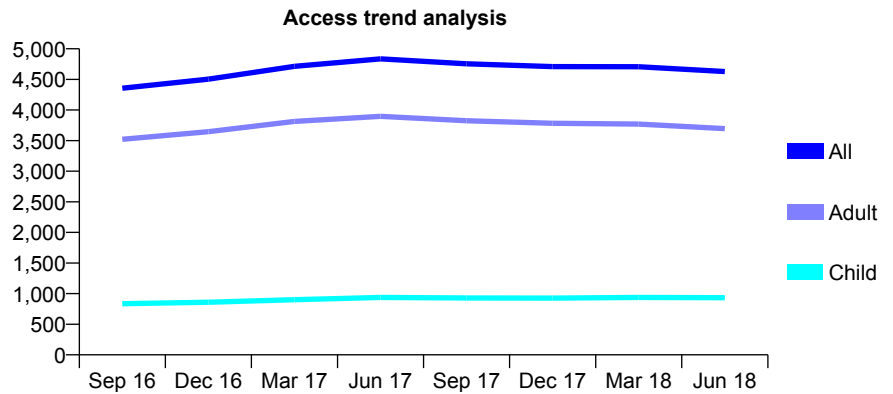
Q63 - Vital Signs At a Glance Contract Report for 675075/0002 - June 2018

Name or company name	MR S SRI RANGANATHAN
Contract type name	GDS Contract
Purpose of contract	General
Contract start date	01/04/2006
Contract end date	

18/19 Contracted general activity (UDA)	11,326
Carry forward general activity (UDA)	0
18/19 Contracted orthodontic activity (UOA)	0
Carry forward orthodontic activity (UOA)	0
Baseline contract value	£316,532.86

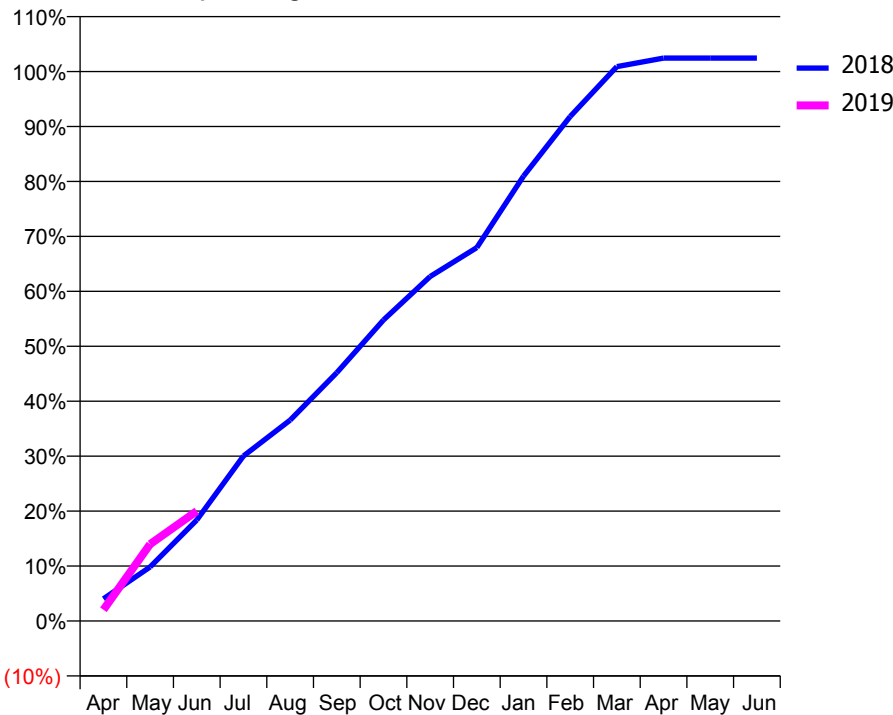
ACCESS*

Patients seen in 24 months	Total	Change since previous quarter
Quarter ending June 2017	4,835	
Quarter ending September 2017	4,754	↓
Quarter ending December 2017	4,709	→
Quarter ending March 2018	4,708	→
Quarter ending June 2018	4,628	↓
Variance since June 2017	(4.3%)	↓



ACTIVITY

Cumulative percentage of contracted UDA delivered 2018 & 2019



Month	Adjusted Scheduled Activity (UDA)	
	2018	2019
April	457	232
May	1,115	1,584
June	2,083	2,266
July	3,402	
August	4,142	
September	5,120	
October	6,206	
November	7,102	
December	7,698	
January	9,171	
February	10,400	
March	11,427	
April	11,602	
May	11,602	
June	11,602	

QUALITY

	Quantity	Base Number	Contract	AT	Region	England
% of FP17s for the same patient ID Re-attending within 3 months - Children	18	206	8.7%	9.8%	11.5%	11.5%
% of FP17s for the same patient ID Re-attending within 3 months - Adults	89	703	12.7%	15.4%	16.6%	15.4%
% of FP17s for the same patient ID Re-attending between 3 & 9 months - Children	55	206	26.7%	49.2%	48.8%	58.9%
% of FP17s for the same patient ID Re-attending between 3 & 9 months - Adults	160	703	22.8%	39.1%	39.3%	51.6%
% of FP17s for Band 1 Urgent Courses	151	821	18.4%	10.0%	10.6%	8.9%
% of FP17s Relating to Free Repair or Replacements	1	821	0.1%	0.6%	0.5%	0.8%
% of FP17s Relating to Continuations	7	821	0.9%	0.9%	0.7%	0.9%
% of Patients satisfied with the dentistry they have received	7	9	N/A	91.6%	90.4%	93.2%
% of Patients satisfied with the time they had to wait for an appointment	6	9	N/A	88.0%	85.3%	88.8%

* This is based on patients treated on this contract for their most recent course of treatment. Figures in italics indicate the base number of FP17s or Patient Questionnaire responses are less than 100. N/A is shown where the base number of responses is less than 10 during the period. % is calculated as Quantity/Base number*100

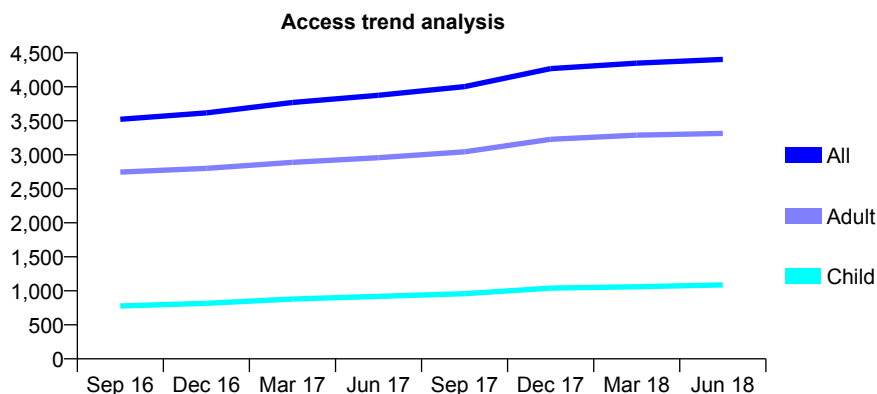
Q63 - Vital Signs At a Glance Contract Report for 676632/0001 - June 2018

Name or company name	MR J HAGHBEDEH
Contract type name	GDS Contract
Purpose of contract	General
Contract start date	01/12/2009
Contract end date	

18/19 Contracted general activity (UDA)	12,477
Carry forward general activity (UDA)	0
18/19 Contracted orthodontic activity (UOA)	0
Carry forward orthodontic activity (UOA)	0
Baseline contract value	£297,380.95

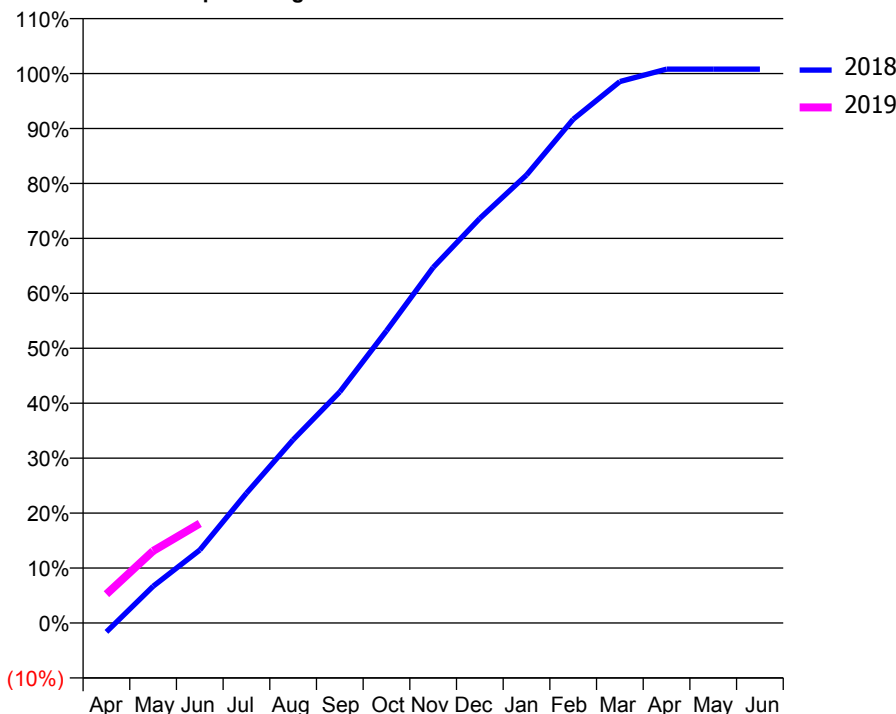
ACCESS*

Patients seen in 24 months	Total	Change since previous quarter
Quarter ending June 2017	3,876	
Quarter ending September 2017	4,002	↑
Quarter ending December 2017	4,268	↑
Quarter ending March 2018	4,349	→
Quarter ending June 2018	4,402	→
Variance since June 2017	13.6%	↑



ACTIVITY

Cumulative percentage of contracted UDA delivered 2018 & 2019



Month	Adjusted Scheduled Activity (UDA)	
	2018	2019
April	-204	657
May	834	1,636
June	1,659	2,261
July	2,948	
August	4,163	
September	5,250	
October	6,636	
November	8,074	
December	9,187	
January	10,170	
February	11,437	
March	12,295	
April	12,575	
May	12,575	
June	12,575	

QUALITY

	Quantity	Base Number	Contract	AT	Region	England
% of FP17s for the same patient ID Re-attending within 3 months - Children	16	345	4.6%	9.8%	11.5%	11.5%
% of FP17s for the same patient ID Re-attending within 3 months - Adults	173	957	18.1%	15.4%	16.6%	15.4%
% of FP17s for the same patient ID Re-attending between 3 & 9 months - Children	196	345	56.8%	49.2%	48.8%	58.9%
% of FP17s for the same patient ID Re-attending between 3 & 9 months - Adults	476	957	49.7%	39.1%	39.3%	51.6%
% of FP17s for Band 1 Urgent Courses	153	1,150	13.3%	10.0%	10.6%	8.9%
% of FP17s Relating to Free Repair or Replacements	8	1,150	0.7%	0.6%	0.5%	0.8%
% of FP17s Relating to Continuations	13	1,150	1.1%	0.9%	0.7%	0.9%
% of Patients satisfied with the dentistry they have received	5	5	N/A	91.6%	90.4%	93.2%
% of Patients satisfied with the time they had to wait for an appointment	5	5	N/A	88.0%	85.3%	88.8%

* This is based on patients treated on this contract for their most recent course of treatment. Figures in italics indicate the base number of FP17s or Patient Questionnaire responses are less than 100. N/A is shown where the base number of responses is less than 10 during the period. % is calculated as Quantity/Base number*100

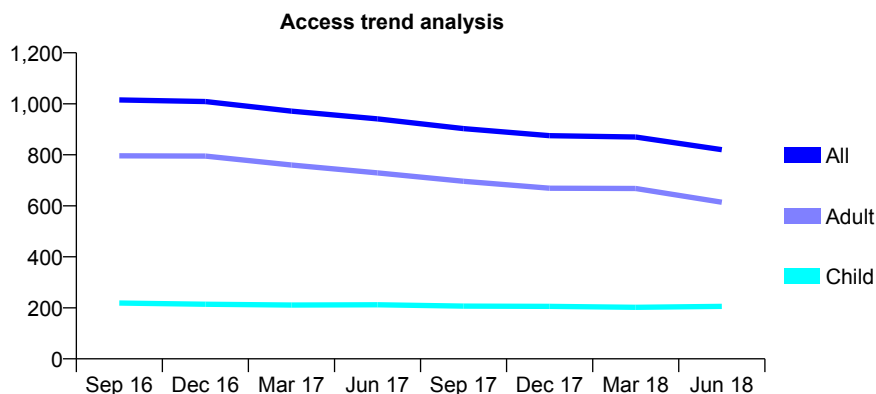
Q63 - Vital Signs At a Glance Contract Report for 677051/0001 - June 2018

Name or company name	MR R FARZAD
Contract type name	GDS Contract
Purpose of contract	General
Contract start date	01/04/2006
Contract end date	

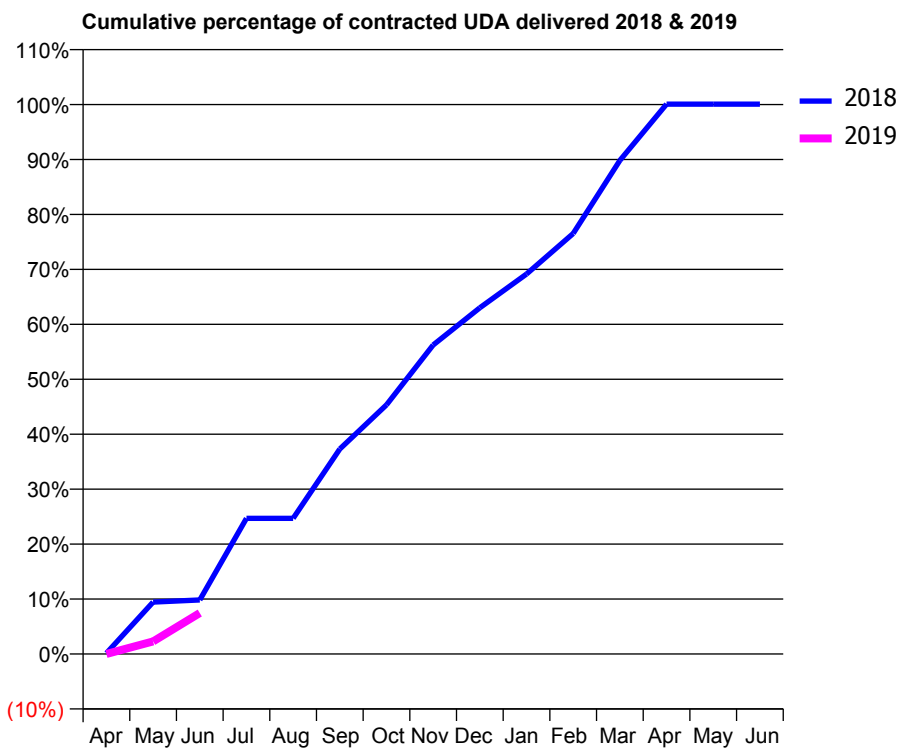
18/19 Contracted general activity (UDA)	5,121
Carry forward general activity (UDA)	0
18/19 Contracted orthodontic activity (UOA)	0
Carry forward orthodontic activity (UOA)	0
Baseline contract value	£210,863.47

ACCESS*

Patients seen in 24 months	Total	Change since previous quarter
Quarter ending June 2017	941	
Quarter ending September 2017	903	↓
Quarter ending December 2017	875	↓
Quarter ending March 2018	870	→
Quarter ending June 2018	820	↓
Variance since June 2017	(12.9%)	↓



ACTIVITY



Month	Adjusted Scheduled Activity (UDA)	
	2018	2019
April	8	0
May	484	117
June	504	383
July	1,264	
August	1,264	
September	1,911	
October	2,322	
November	2,880	
December	3,226	
January	3,541	
February	3,919	
March	4,600	
April	5,124	
May	5,124	
June	5,124	

QUALITY

	Quantity	Base Number	Contract	AT	Region	England
% of FP17s for the same patient ID Re-attending within 3 months - Children	6	47	12.8%	9.8%	11.5%	11.5%
% of FP17s for the same patient ID Re-attending within 3 months - Adults	37	127	29.1%	15.4%	16.6%	15.4%
% of FP17s for the same patient ID Re-attending between 3 & 9 months - Children	21	47	44.7%	49.2%	48.8%	58.9%
% of FP17s for the same patient ID Re-attending between 3 & 9 months - Adults	40	127	31.5%	39.1%	39.3%	51.6%
% of FP17s for Band 1 Urgent Courses	13	94	13.8%	10.0%	10.6%	8.9%
% of FP17s Relating to Free Repair or Replacements	0	94	0.0%	0.6%	0.5%	0.8%
% of FP17s Relating to Continuations	0	94	0.0%	0.9%	0.7%	0.9%
% of Patients satisfied with the dentistry they have received	0	0	N/A	91.6%	90.4%	93.2%
% of Patients satisfied with the time they had to wait for an appointment	0	0	N/A	88.0%	85.3%	88.8%

* This is based on patients treated on this contract for their most recent course of treatment. Figures in italics indicate the base number of FP17s or Patient Questionnaire responses are less than 100. N/A is shown where the base number of responses is less than 10 during the period. % is calculated as Quantity/Base number*100

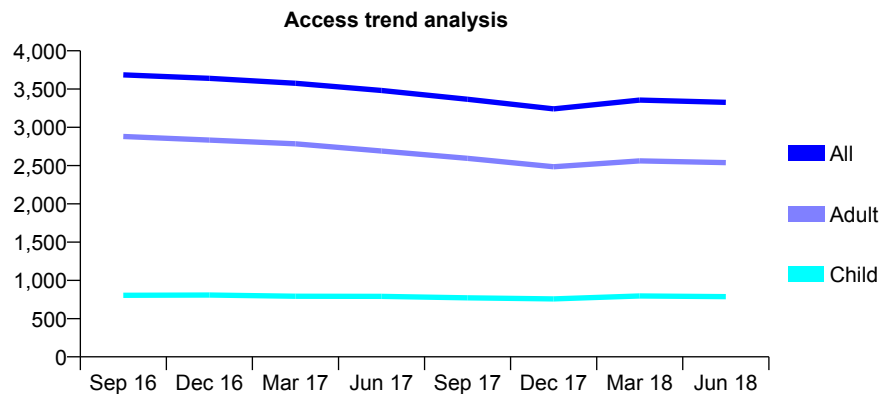
Q63 - Vital Signs At a Glance Contract Report for 677191/0001 - June 2018

Name or company name	Raman Sandhu
Contract type name	GDS Contract
Purpose of contract	General
Contract start date	01/01/2012
Contract end date	

18/19 Contracted general activity (UDA)	11,285
Carry forward general activity (UDA)	0
18/19 Contracted orthodontic activity (UOA)	0
Carry forward orthodontic activity (UOA)	0
Baseline contract value	£258,043.34

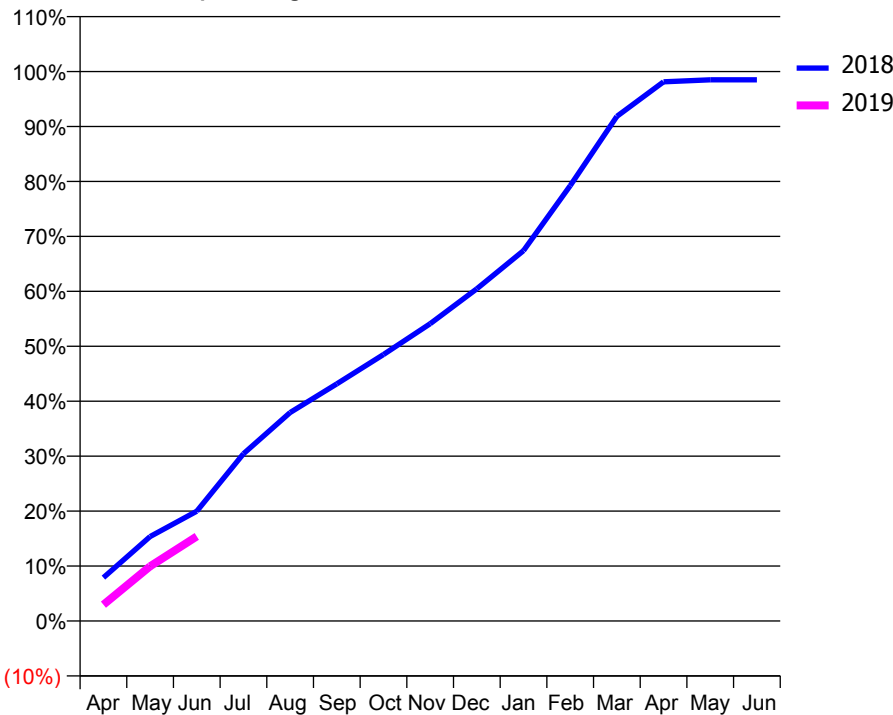
ACCESS*

Patients seen in 24 months	Total	Change since previous quarter
Quarter ending June 2017	3,482	
Quarter ending September 2017	3,367	↓
Quarter ending December 2017	3,241	↓
Quarter ending March 2018	3,356	↑
Quarter ending June 2018	3,326	→
Variance since June 2017	(4.5%)	↓



ACTIVITY

Cumulative percentage of contracted UDA delivered 2018 & 2019



Adjusted Scheduled Activity (UDA)		
Month	2018	2019
April	892	336
May	1,735	1,124
June	2,256	1,738
July	3,437	
August	4,283	
September	4,871	
October	5,472	
November	6,105	
December	6,824	
January	7,607	
February	8,941	
March	10,363	
April	11,072	
May	11,114	
June	11,116	

QUALITY

	Quantity	Base Number	Contract	AT	Region	England
% of FP17s for the same patient ID Re-attending within 3 months - Children	25	255	9.8%	9.8%	11.5%	11.5%
% of FP17s for the same patient ID Re-attending within 3 months - Adults	167	793	21.1%	15.4%	16.6%	15.4%
% of FP17s for the same patient ID Re-attending between 3 & 9 months - Children	130	255	51.0%	49.2%	48.8%	58.9%
% of FP17s for the same patient ID Re-attending between 3 & 9 months - Adults	316	793	39.8%	39.1%	39.3%	51.6%
% of FP17s for Band 1 Urgent Courses	112	812	13.8%	10.0%	10.6%	8.9%
% of FP17s Relating to Free Repair or Replacements	5	812	0.6%	0.6%	0.5%	0.8%
% of FP17s Relating to Continuations	4	812	0.5%	0.9%	0.7%	0.9%
% of Patients satisfied with the dentistry they have received	2	2	N/A	91.6%	90.4%	93.2%
% of Patients satisfied with the time they had to wait for an appointment	2	2	N/A	88.0%	85.3%	88.8%

* This is based on patients treated on this contract for their most recent course of treatment. Figures in italics indicate the base number of FP17s or Patient Questionnaire responses are less than 100. N/A is shown where the base number of responses is less than 10 during the period. % is calculated as Quantity/Base number*100

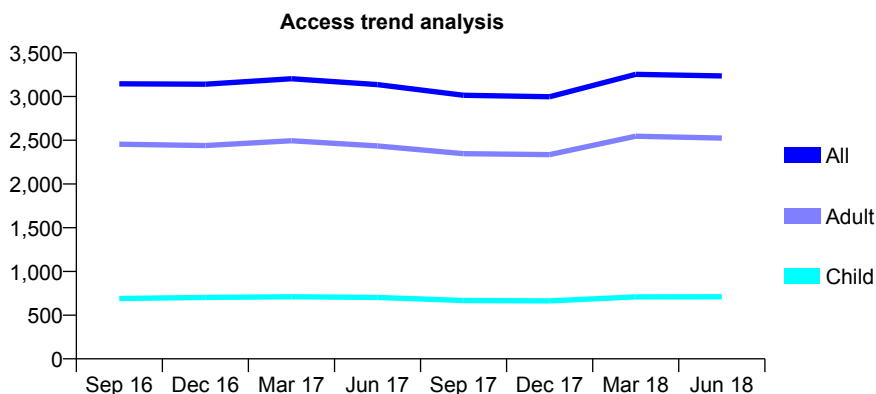
Q63 - Vital Signs At a Glance Contract Report for 677213/0001 - June 2018

Name or company name	MRS F FEKRAZAD
Contract type name	GDS Contract
Purpose of contract	General
Contract start date	01/04/2006
Contract end date	

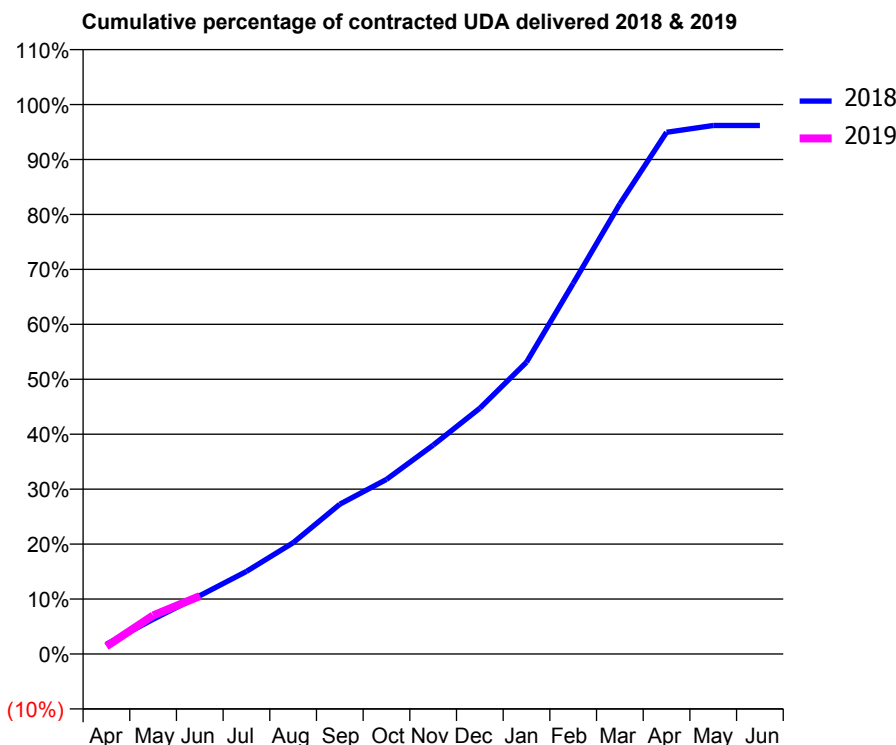
18/19 Contracted general activity (UDA)	12,767
Carry forward general activity (UDA)	0
18/19 Contracted orthodontic activity (UOA)	0
Carry forward orthodontic activity (UOA)	0
Baseline contract value	£358,480.45

ACCESS*

Patients seen in 24 months	Total	Change since previous quarter
Quarter ending June 2017	3,136	
Quarter ending September 2017	3,014	↓
Quarter ending December 2017	2,997	→
Quarter ending March 2018	3,254	↑
Quarter ending June 2018	3,235	→
Variance since June 2017	3.2%	↑



ACTIVITY



Month	Adjusted Scheduled Activity (UDA)	
	2018	2019
April	229	177
May	808	897
June	1,355	1,347
July	1,918	
August	2,584	
September	3,480	
October	4,057	
November	4,853	
December	5,711	
January	6,781	
February	8,613	
March	10,462	
April	12,123	
May	12,279	
June	12,279	

QUALITY

	Quantity	Base Number	Contract	AT	Region	England
% of FP17s for the same patient ID Re-attending within 3 months - Children	4	181	2.2%	9.8%	11.5%	11.5%
% of FP17s for the same patient ID Re-attending within 3 months - Adults	54	605	8.9%	15.4%	16.6%	15.4%
% of FP17s for the same patient ID Re-attending between 3 & 9 months - Children	56	181	30.9%	49.2%	48.8%	58.9%
% of FP17s for the same patient ID Re-attending between 3 & 9 months - Adults	216	605	35.7%	39.1%	39.3%	51.6%
% of FP17s for Band 1 Urgent Courses	18	465	3.9%	10.0%	10.6%	8.9%
% of FP17s Relating to Free Repair or Replacements	0	465	0.0%	0.6%	0.5%	0.8%
% of FP17s Relating to Continuations	2	465	0.4%	0.9%	0.7%	0.9%
% of Patients satisfied with the dentistry they have received	3	3	N/A	91.6%	90.4%	93.2%
% of Patients satisfied with the time they had to wait for an appointment	3	3	N/A	88.0%	85.3%	88.8%

* This is based on patients treated on this contract for their most recent course of treatment. Figures in italics indicate the base number of FP17s or Patient Questionnaire responses are less than 100. N/A is shown where the base number of responses is less than 10 during the period. % is calculated as Quantity/Base number*100

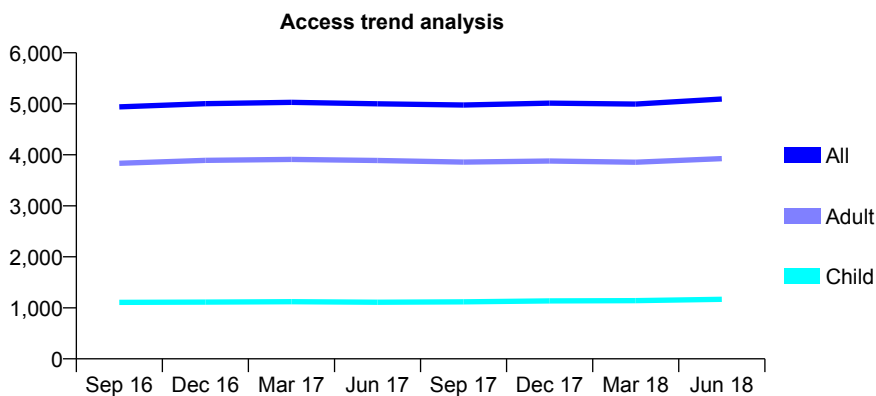
Q63 - Vital Signs At a Glance Contract Report for 679003/0001 - June 2018

Name or company name	MRS M JAHANGIRI
Contract type name	GDS Contract
Purpose of contract	General
Contract start date	01/04/2006
Contract end date	

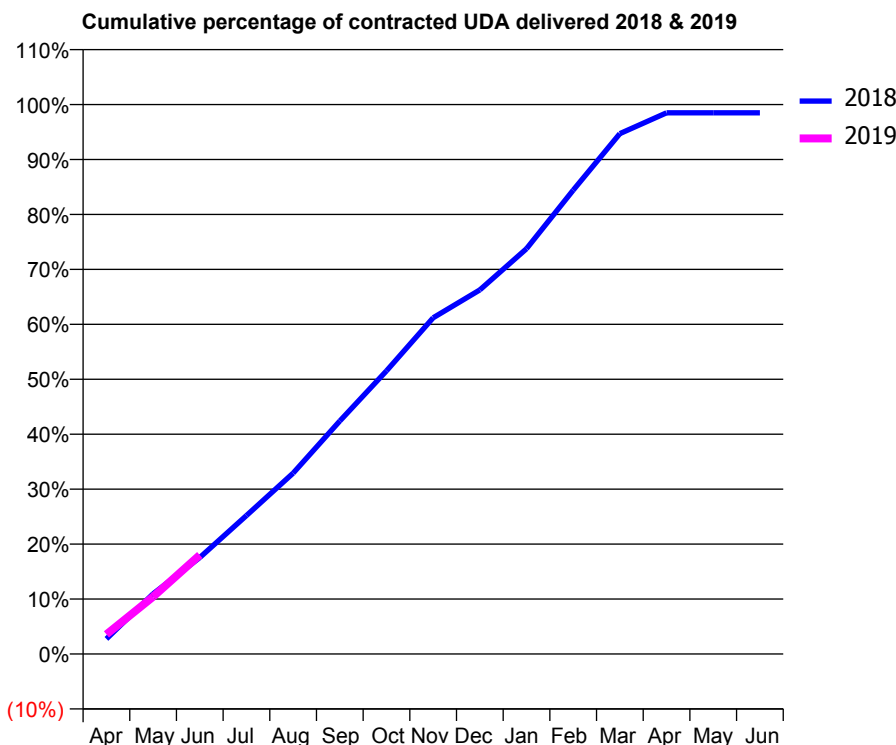
18/19 Contracted general activity (UDA)	18,534
Carry forward general activity (UDA)	0
18/19 Contracted orthodontic activity (UOA)	0
Carry forward orthodontic activity (UOA)	0
Baseline contract value	£610,495.59

ACCESS*

Patients seen in 24 months	Total	Change since previous quarter
Quarter ending June 2017	5,001	
Quarter ending September 2017	4,976	→
Quarter ending December 2017	5,013	→
Quarter ending March 2018	4,996	→
Quarter ending June 2018	5,094	→
Variance since June 2017	1.9%	→



ACTIVITY



Adjusted Scheduled Activity (UDA)		
Month	2018	2019
April	512	662
May	2,029	1,930
June	3,253	3,341
July	4,672	
August	6,102	
September	7,862	
October	9,552	
November	11,340	
December	12,279	
January	13,670	
February	15,647	
March	17,550	
April	18,254	
May	18,255	
June	18,255	

QUALITY

	Quantity	Base Number	Contract	AT	Region	England
% of FP17s for the same patient ID Re-attending within 3 months - Children	32	379	8.4%	9.8%	11.5%	11.5%
% of FP17s for the same patient ID Re-attending within 3 months - Adults	197	1,194	16.5%	15.4%	16.6%	15.4%
% of FP17s for the same patient ID Re-attending between 3 & 9 months - Children	188	379	49.6%	49.2%	48.8%	58.9%
% of FP17s for the same patient ID Re-attending between 3 & 9 months - Adults	564	1,194	47.2%	39.1%	39.3%	51.6%
% of FP17s for Band 1 Urgent Courses	144	1,312	11.0%	10.0%	10.6%	8.9%
% of FP17s Relating to Free Repair or Replacements	11	1,312	0.8%	0.6%	0.5%	0.8%
% of FP17s Relating to Continuations	19	1,312	1.4%	0.9%	0.7%	0.9%
% of Patients satisfied with the dentistry they have received	5	5	N/A	91.6%	90.4%	93.2%
% of Patients satisfied with the time they had to wait for an appointment	5	5	N/A	88.0%	85.3%	88.8%

* This is based on patients treated on this contract for their most recent course of treatment. Figures in italics indicate the base number of FP17s or Patient Questionnaire responses are less than 100. N/A is shown where the base number of responses is less than 10 during the period. % is calculated as Quantity/Base number*100

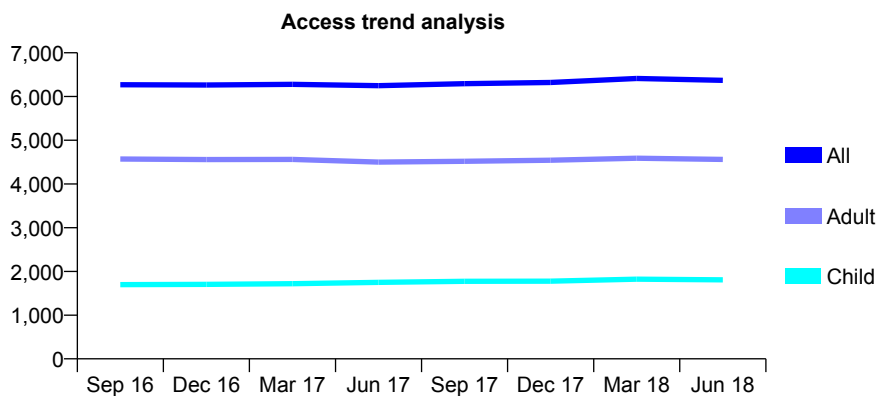
Q63 - Vital Signs At a Glance Contract Report for 682144/0001 - June 2018

Name or company name	Khan Kharalah Dadashian
Contract type name	GDS Contract
Purpose of contract	General
Contract start date	01/04/2006
Contract end date	

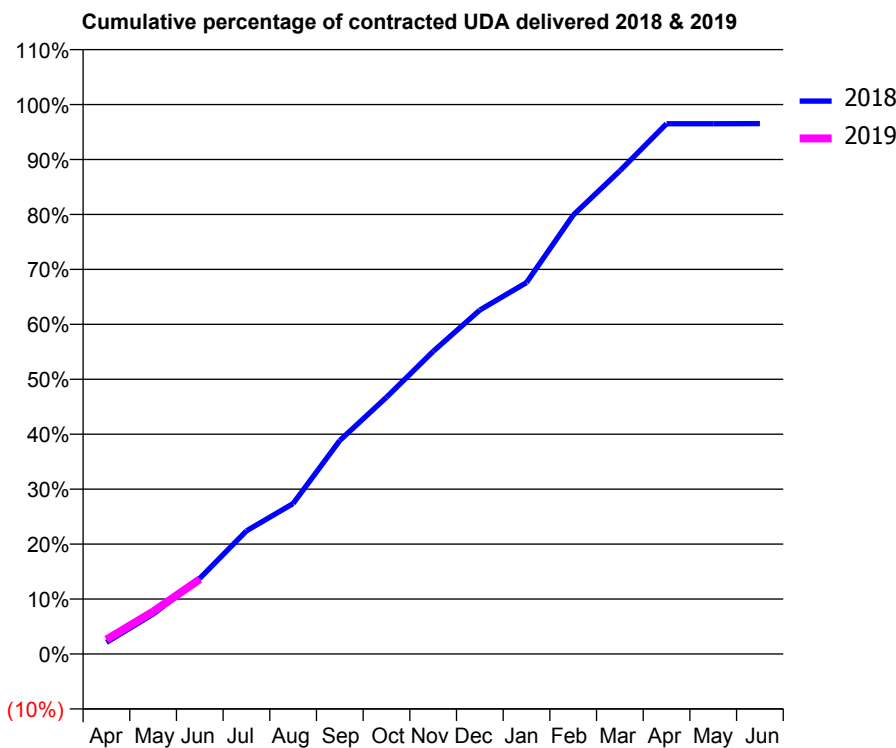
18/19 Contracted general activity (UDA)	24,000
Carry forward general activity (UDA)	0
18/19 Contracted orthodontic activity (UOA)	0
Carry forward orthodontic activity (UOA)	0
Baseline contract value	£664,251.32

ACCESS*

Patients seen in 24 months	Total	Change since previous quarter
Quarter ending June 2017	6,249	
Quarter ending September 2017	6,293	→
Quarter ending December 2017	6,320	→
Quarter ending March 2018	6,413	→
Quarter ending June 2018	6,370	→
Variance since June 2017	1.9%	→



ACTIVITY



Month	Adjusted Scheduled Activity (UDA)	
	2018	2019
April	508	633
May	1,742	1,856
June	3,307	3,266
July	5,378	
August	6,570	
September	9,325	
October	11,214	
November	13,219	
December	15,025	
January	16,222	
February	19,171	
March	21,104	
April	23,159	
May	23,160	
June	23,163	

QUALITY

	Quantity	Base Number	Contract	AT	Region	England
% of FP17s for the same patient ID Re-attending within 3 months - Children	28	501	5.6%	9.8%	11.5%	11.5%
% of FP17s for the same patient ID Re-attending within 3 months - Adults	102	1,083	9.4%	15.4%	16.6%	15.4%
% of FP17s for the same patient ID Re-attending between 3 & 9 months - Children	240	501	47.9%	49.2%	48.8%	58.9%
% of FP17s for the same patient ID Re-attending between 3 & 9 months - Adults	353	1,083	32.6%	39.1%	39.3%	51.6%
% of FP17s for Band 1 Urgent Courses	113	1,166	9.7%	10.0%	10.6%	8.9%
% of FP17s Relating to Free Repair or Replacements	1	1,166	0.1%	0.6%	0.5%	0.8%
% of FP17s Relating to Continuations	8	1,166	0.7%	0.9%	0.7%	0.9%
% of Patients satisfied with the dentistry they have received	4	6	N/A	91.6%	90.4%	93.2%
% of Patients satisfied with the time they had to wait for an appointment	4	6	N/A	88.0%	85.3%	88.8%

* This is based on patients treated on this contract for their most recent course of treatment. Figures in italics indicate the base number of FP17s or Patient Questionnaire responses are less than 100. N/A is shown where the base number of responses is less than 10 during the period. % is calculated as Quantity/Base number*100

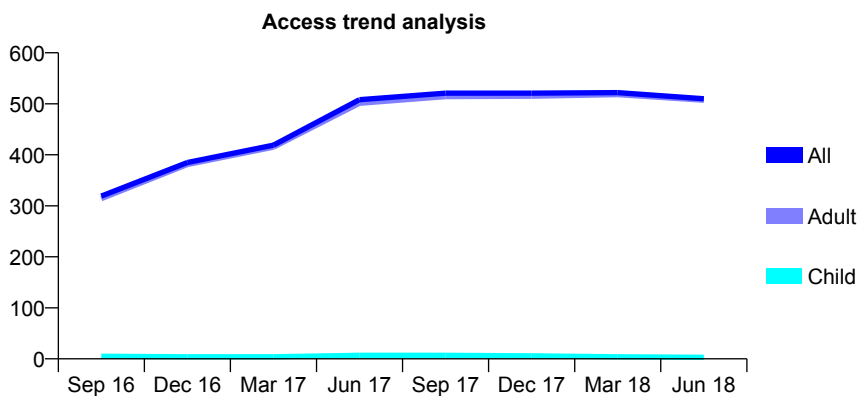
Q63 - Vital Signs At a Glance Contract Report for 682144/0002 - June 2018

Name or company name	MR AA DADASHIAN
Contract type name	PDS Contract
Purpose of contract	General
Contract start date	01/04/2011
Contract end date	30/06/2018

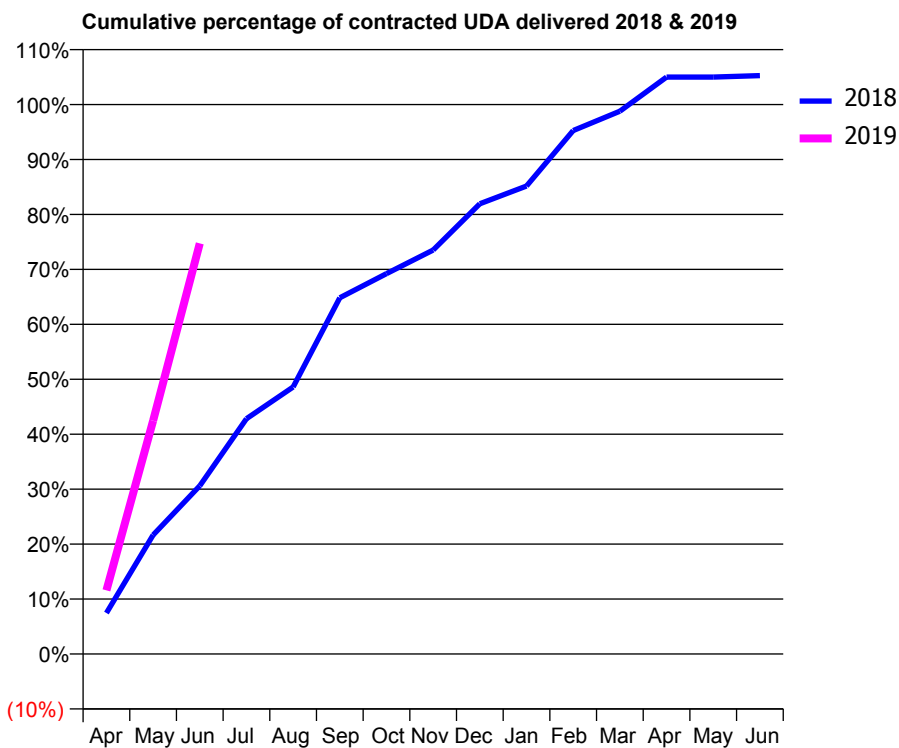
18/19 Contracted general activity (UDA)	285
Carry forward general activity (UDA)	0
18/19 Contracted orthodontic activity (UOA)	0
Carry forward orthodontic activity (UOA)	0
Baseline contract value	£13,962.45

ACCESS*

Patients seen in 24 months	Total	Change since previous quarter
Quarter ending June 2017	508	
Quarter ending September 2017	521	↑
Quarter ending December 2017	521	→
Quarter ending March 2018	522	→
Quarter ending June 2018	510	↓
Variance since June 2017	0.4%	→



ACTIVITY



Month	Adjusted Scheduled Activity (UDA)	
	2018	2019
April	85	33
May	247	121
June	349	213
July	488	
August	554	
September	739	
October	789	
November	838	
December	934	
January	971	
February	1,086	
March	1,126	
April	1,197	
May	1,197	
June	1,200	

QUALITY

	Quantity	Base Number	Contract	AT	Region	England
% of FP17s for the same patient ID Re-attending within 3 months - Children	0	1	0.0%	9.8%	11.5%	11.5%
% of FP17s for the same patient ID Re-attending within 3 months - Adults	0	100	0.0%	15.4%	16.6%	15.4%
% of FP17s for the same patient ID Re-attending between 3 & 9 months - Children	0	1	0.0%	49.2%	48.8%	58.9%
% of FP17s for the same patient ID Re-attending between 3 & 9 months - Adults	0	100	0.0%	39.1%	39.3%	51.6%
% of FP17s for Band 1 Urgent Courses	0	75	0.0%	10.0%	10.6%	8.9%
% of FP17s Relating to Free Repair or Replacements	0	75	0.0%	0.6%	0.5%	0.8%
% of FP17s Relating to Continuations	0	75	0.0%	0.9%	0.7%	0.9%
% of Patients satisfied with the dentistry they have received	0	0	N/A	91.6%	90.4%	93.2%
% of Patients satisfied with the time they had to wait for an appointment	0	0	N/A	88.0%	85.3%	88.8%

* This is based on patients treated on this contract for their most recent course of treatment. Figures in italics indicate the base number of FP17s or Patient Questionnaire responses are less than 100. N/A is shown where the base number of responses is less than 10 during the period. % is calculated as Quantity/Base number*100

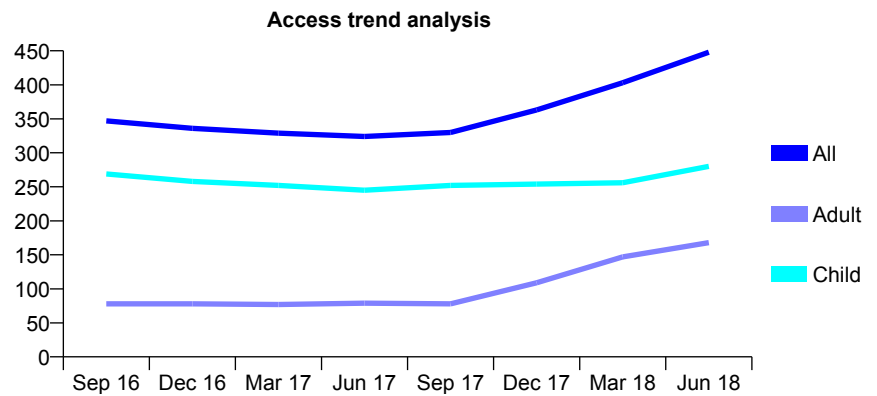
Q63 - Vital Signs At a Glance Contract Report for 684864/0001 - June 2018

Name or company name	MR P BOAMAH
Contract type name	GDS Contract
Purpose of contract	General
Contract start date	01/05/2009
Contract end date	

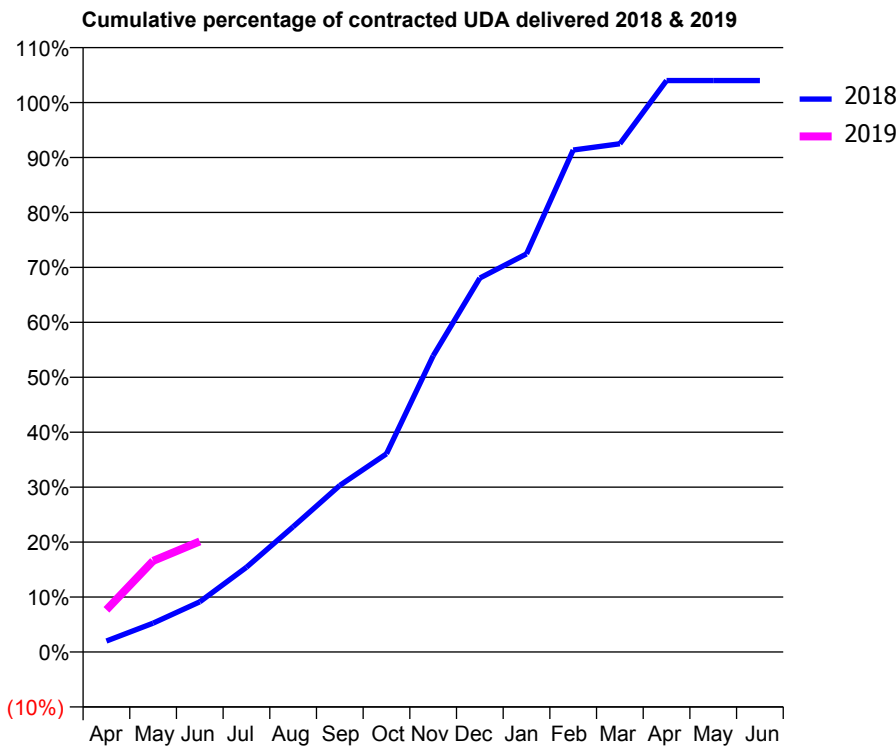
18/19 Contracted general activity (UDA)	799
Carry forward general activity (UDA)	0
18/19 Contracted orthodontic activity (UOA)	0
Carry forward orthodontic activity (UOA)	0
Baseline contract value	£17,004.41

ACCESS*

Patients seen in 24 months	Total	Change since previous quarter
Quarter ending June 2017	324	
Quarter ending September 2017	330	→
Quarter ending December 2017	363	↑
Quarter ending March 2018	403	↑
Quarter ending June 2018	448	↑
Variance since June 2017	38.3%	↑



ACTIVITY



Month	Adjusted Scheduled Activity (UDA)	
	2018	2019
April	16	61
May	42	133
June	73	161
July	123	
August	182	
September	242	
October	288	
November	431	
December	544	
January	579	
February	730	
March	739	
April	831	
May	831	
June	831	

QUALITY

	Quantity	Base Number	Contract	AT	Region	England
% of FP17s for the same patient ID Re-attending within 3 months - Children	1	99	1.0%	9.8%	11.5%	11.5%
% of FP17s for the same patient ID Re-attending within 3 months - Adults	2	55	3.6%	15.4%	16.6%	15.4%
% of FP17s for the same patient ID Re-attending between 3 & 9 months - Children	38	99	38.4%	49.2%	48.8%	58.9%
% of FP17s for the same patient ID Re-attending between 3 & 9 months - Adults	9	55	16.4%	39.1%	39.3%	51.6%
% of FP17s for Band 1 Urgent Courses	4	119	3.4%	10.0%	10.6%	8.9%
% of FP17s Relating to Free Repair or Replacements	0	119	0.0%	0.6%	0.5%	0.8%
% of FP17s Relating to Continuations	0	119	0.0%	0.9%	0.7%	0.9%
% of Patients satisfied with the dentistry they have received	0	0	N/A	91.6%	90.4%	93.2%
% of Patients satisfied with the time they had to wait for an appointment	0	0	N/A	88.0%	85.3%	88.8%

* This is based on patients treated on this contract for their most recent course of treatment. Figures in italics indicate the base number of FP17s or Patient Questionnaire responses are less than 100. N/A is shown where the base number of responses is less than 10 during the period. % is calculated as Quantity/Base number*100

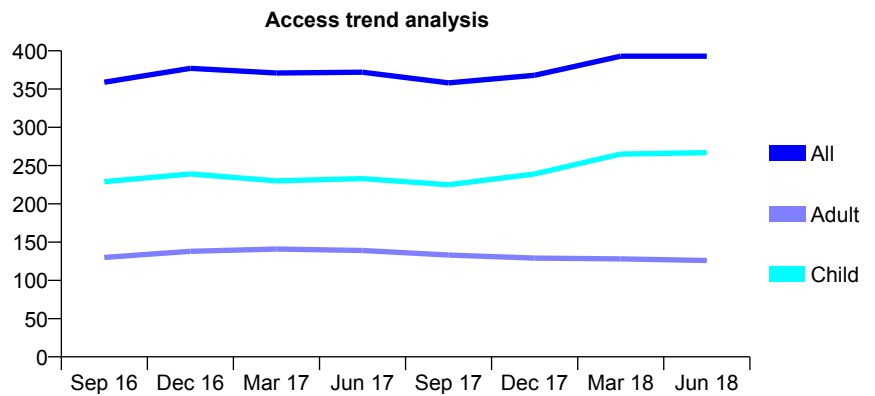
Q63 - Vital Signs At a Glance Contract Report for 687219/0001 - June 2018

Name or company name	MR AA ZAIDI
Contract type name	GDS Contract
Purpose of contract	General
Contract start date	01/09/2007
Contract end date	

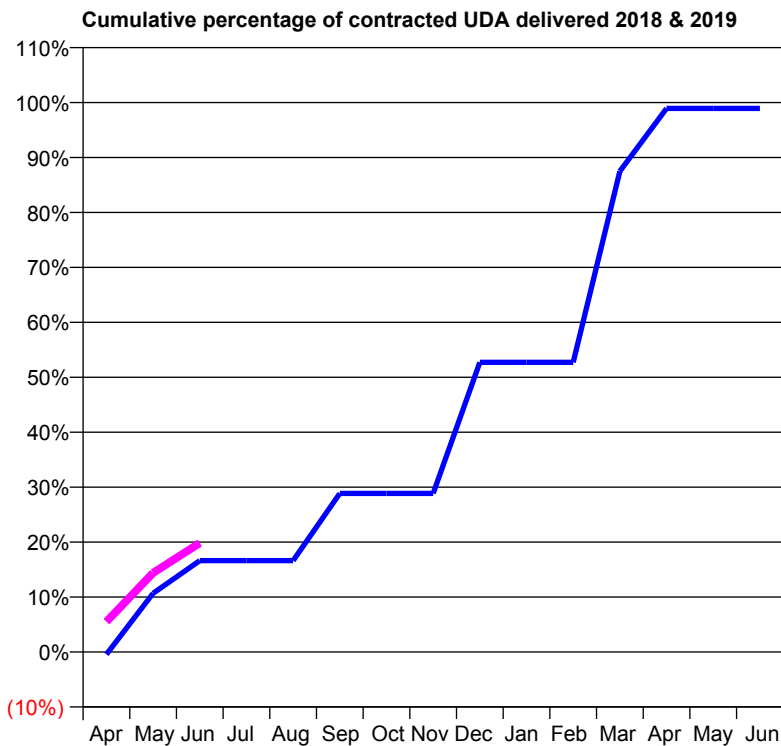
18/19 Contracted general activity (UDA)	1,104
Carry forward general activity (UDA)	0
18/19 Contracted orthodontic activity (UOA)	0
Carry forward orthodontic activity (UOA)	0
Baseline contract value	£26,321.69

ACCESS*

Patients seen in 24 months	Total	Change since previous quarter
Quarter ending June 2017	372	
Quarter ending September 2017	358	↓
Quarter ending December 2017	368	↑
Quarter ending March 2018	393	↑
Quarter ending June 2018	393	→
Variance since June 2017	5.6%	↑



ACTIVITY



Month	Adjusted Scheduled Activity (UDA)	
	2018	2019
April	-5	61
May	118	159
June	184	219
July	184	
August	184	
September	319	
October	319	
November	319	
December	582	
January	582	
February	582	
March	966	
April	1,092	
May	1,092	
June	1,092	

QUALITY

	Quantity	Base Number	Contract	AT	Region	England
% of FP17s for the same patient ID Re-attending within 3 months - Children	5	90	5.6%	9.8%	11.5%	11.5%
% of FP17s for the same patient ID Re-attending within 3 months - Adults	0	21	0.0%	15.4%	16.6%	15.4%
% of FP17s for the same patient ID Re-attending between 3 & 9 months - Children	32	90	35.6%	49.2%	48.8%	58.9%
% of FP17s for the same patient ID Re-attending between 3 & 9 months - Adults	7	21	33.3%	39.1%	39.3%	51.6%
% of FP17s for Band 1 Urgent Courses	0	77	0.0%	10.0%	10.6%	8.9%
% of FP17s Relating to Free Repair or Replacements	0	77	0.0%	0.6%	0.5%	0.8%
% of FP17s Relating to Continuations	0	77	0.0%	0.9%	0.7%	0.9%
% of Patients satisfied with the dentistry they have received	0	0	N/A	91.6%	90.4%	93.2%
% of Patients satisfied with the time they had to wait for an appointment	0	0	N/A	88.0%	85.3%	88.8%

* This is based on patients treated on this contract for their most recent course of treatment. Figures in italics indicate the base number of FP17s or Patient Questionnaire responses are less than 100. N/A is shown where the base number of responses is less than 10 during the period. % is calculated as Quantity/Base number*100

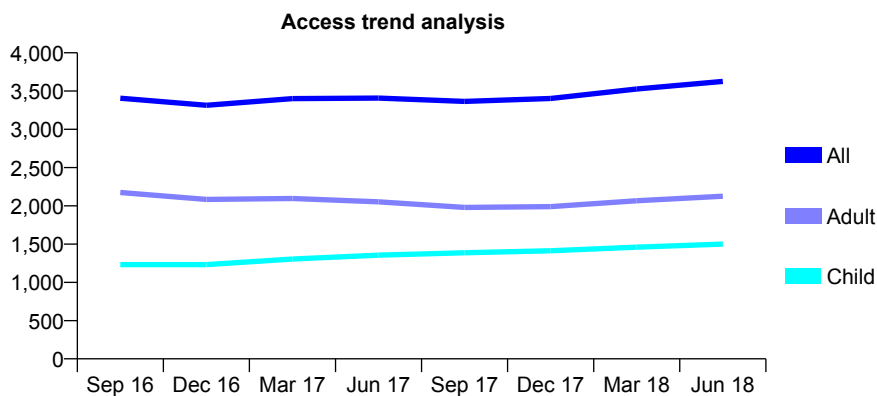
Q63 - Vital Signs At a Glance Contract Report for 689416/0001 - June 2018

Name or company name	MR MB PATEL
Contract type name	GDS Contract
Purpose of contract	General
Contract start date	01/07/2007
Contract end date	

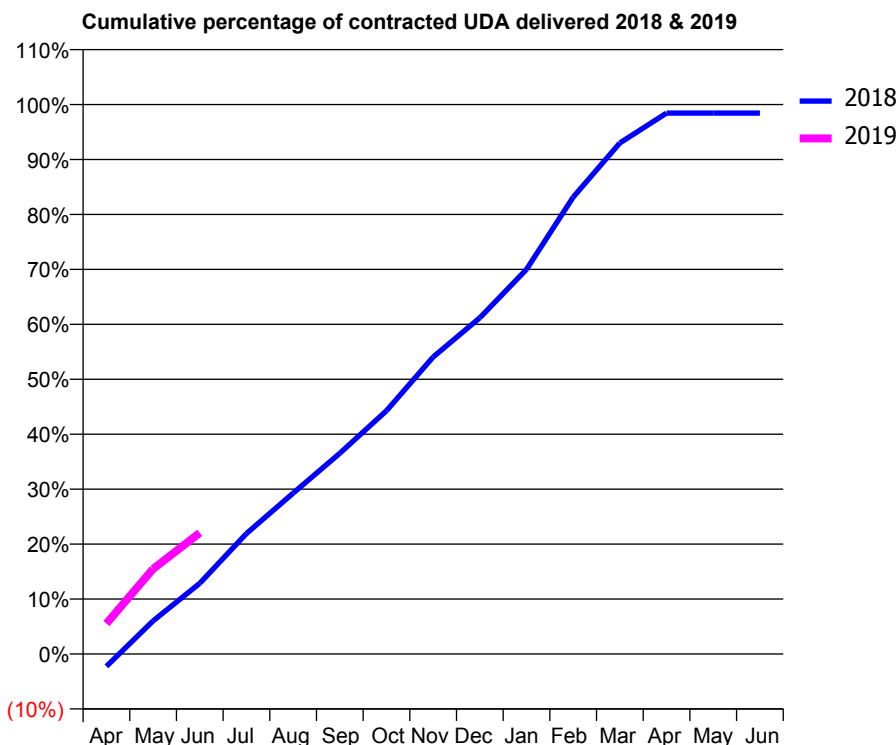
18/19 Contracted general activity (UDA)	8,500
Carry forward general activity (UDA)	0
18/19 Contracted orthodontic activity (UOA)	0
Carry forward orthodontic activity (UOA)	0
Baseline contract value	£211,583.46

ACCESS*

Patients seen in 24 months	Total	Change since previous quarter
Quarter ending June 2017	3,408	
Quarter ending September 2017	3,365	↓
Quarter ending December 2017	3,403	→
Quarter ending March 2018	3,526	↑
Quarter ending June 2018	3,626	↑
Variance since June 2017	6.4%	↑



ACTIVITY



Adjusted Scheduled Activity (UDA)		
Month	2018	2019
April	-194	471
May	512	1,318
June	1,095	1,873
July	1,863	
August	2,488	
September	3,105	
October	3,762	
November	4,594	
December	5,202	
January	5,949	
February	7,068	
March	7,905	
April	8,368	
May	8,368	
June	8,368	

QUALITY

	Quantity	Base Number	Contract	AT	Region	England
% of FP17s for the same patient ID Re-attending within 3 months - Children	30	518	5.8%	9.8%	11.5%	11.5%
% of FP17s for the same patient ID Re-attending within 3 months - Adults	46	556	8.3%	15.4%	16.6%	15.4%
% of FP17s for the same patient ID Re-attending between 3 & 9 months - Children	275	518	53.1%	49.2%	48.8%	58.9%
% of FP17s for the same patient ID Re-attending between 3 & 9 months - Adults	191	556	34.4%	39.1%	39.3%	51.6%
% of FP17s for Band 1 Urgent Courses	67	859	7.8%	10.0%	10.6%	8.9%
% of FP17s Relating to Free Repair or Replacements	3	859	0.3%	0.6%	0.5%	0.8%
% of FP17s Relating to Continuations	3	859	0.3%	0.9%	0.7%	0.9%
% of Patients satisfied with the dentistry they have received	3	3	N/A	91.6%	90.4%	93.2%
% of Patients satisfied with the time they had to wait for an appointment	3	3	N/A	88.0%	85.3%	88.8%

* This is based on patients treated on this contract for their most recent course of treatment. Figures in italics indicate the base number of FP17s or Patient Questionnaire responses are less than 100. N/A is shown where the base number of responses is less than 10 during the period. % is calculated as Quantity/Base number*100

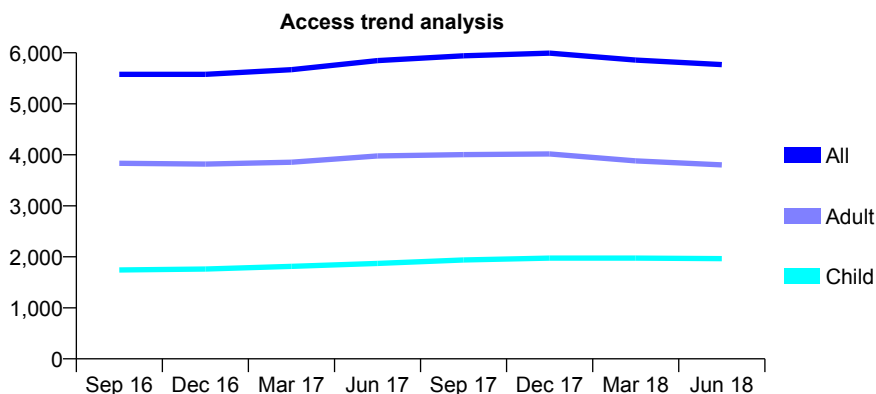
Q63 - Vital Signs At a Glance Contract Report for 691445/0001 - June 2018

Name or company name	MR AF YUSUF
Contract type name	GDS Contract
Purpose of contract	General
Contract start date	01/11/2008
Contract end date	

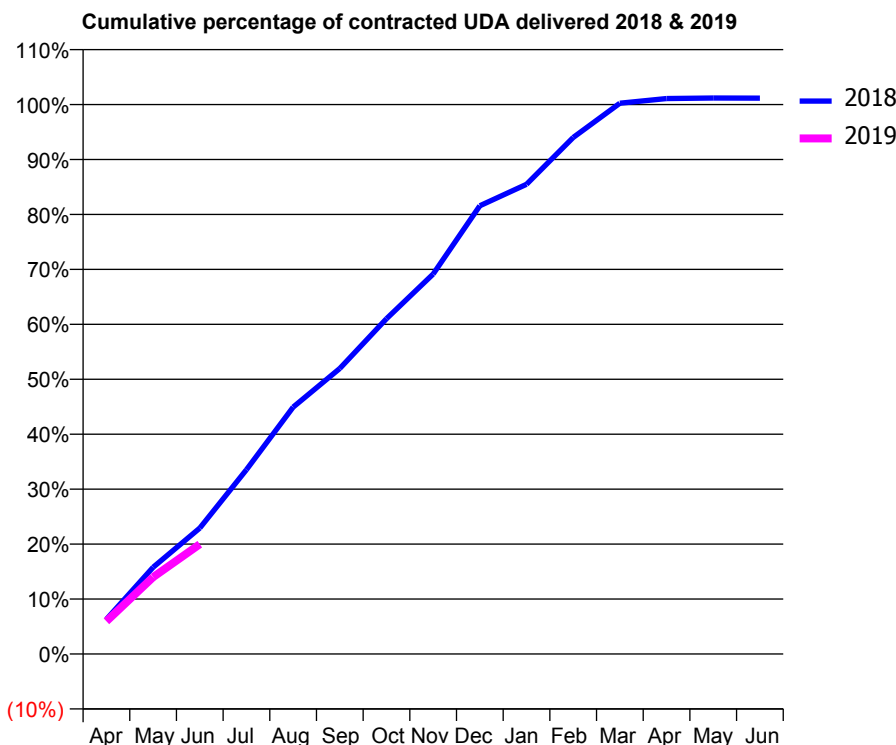
18/19 Contracted general activity (UDA)	16,352
Carry forward general activity (UDA)	0
18/19 Contracted orthodontic activity (UOA)	0
Carry forward orthodontic activity (UOA)	0
Baseline contract value	£515,567.32

ACCESS*

Patients seen in 24 months	Total	Change since previous quarter
Quarter ending June 2017	5,848	
Quarter ending September 2017	5,941	→
Quarter ending December 2017	5,993	→
Quarter ending March 2018	5,858	↓
Quarter ending June 2018	5,769	↓
Variance since June 2017	(1.4%)	↓



ACTIVITY



Month	Adjusted Scheduled Activity (UDA)	
	2018	2019
April	1,035	974
May	2,580	2,286
June	3,749	3,268
July	5,484	
August	7,348	
September	8,498	
October	9,977	
November	11,309	
December	13,338	
January	13,977	
February	15,371	
March	16,392	
April	16,531	
May	16,547	
June	16,542	

QUALITY

	Quantity	Base Number	Contract	AT	Region	England
% of FP17s for the same patient ID Re-attending within 3 months - Children	26	563	4.6%	9.8%	11.5%	11.5%
% of FP17s for the same patient ID Re-attending within 3 months - Adults	74	781	9.5%	15.4%	16.6%	15.4%
% of FP17s for the same patient ID Re-attending between 3 & 9 months - Children	281	563	49.9%	49.2%	48.8%	58.9%
% of FP17s for the same patient ID Re-attending between 3 & 9 months - Adults	285	781	36.5%	39.1%	39.3%	51.6%
% of FP17s for Band 1 Urgent Courses	118	1,238	9.5%	10.0%	10.6%	8.9%
% of FP17s Relating to Free Repair or Replacements	1	1,238	0.1%	0.6%	0.5%	0.8%
% of FP17s Relating to Continuations	0	1,238	0.0%	0.9%	0.7%	0.9%
% of Patients satisfied with the dentistry they have received	1	1	N/A	91.6%	90.4%	93.2%
% of Patients satisfied with the time they had to wait for an appointment	1	1	N/A	88.0%	85.3%	88.8%

* This is based on patients treated on this contract for their most recent course of treatment. Figures in italics indicate the base number of FP17s or Patient Questionnaire responses are less than 100. N/A is shown where the base number of responses is less than 10 during the period. % is calculated as Quantity/Base number*100

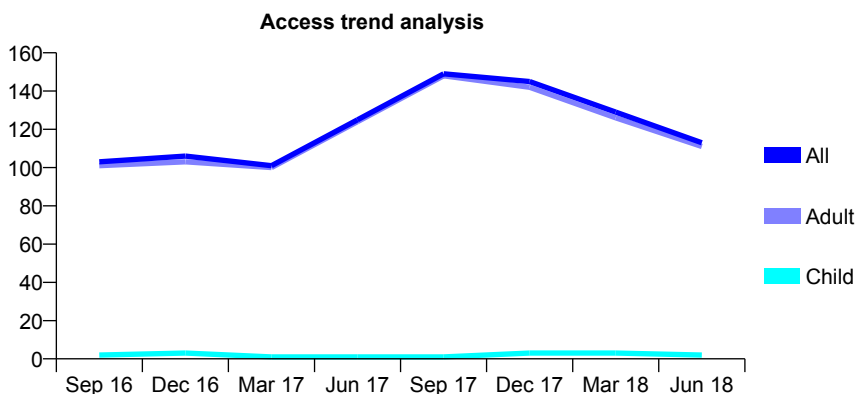
Q63 - Vital Signs At a Glance Contract Report for 691445/0002 - June 2018

Name or company name	MR AF YUSUF
Contract type name	PDS Contract
Purpose of contract	General
Contract start date	01/04/2009
Contract end date	31/03/2019

18/19 Contracted general activity (UDA)	500
Carry forward general activity (UDA)	0
18/19 Contracted orthodontic activity (UOA)	0
Carry forward orthodontic activity (UOA)	0
Baseline contract value	£57,464.74

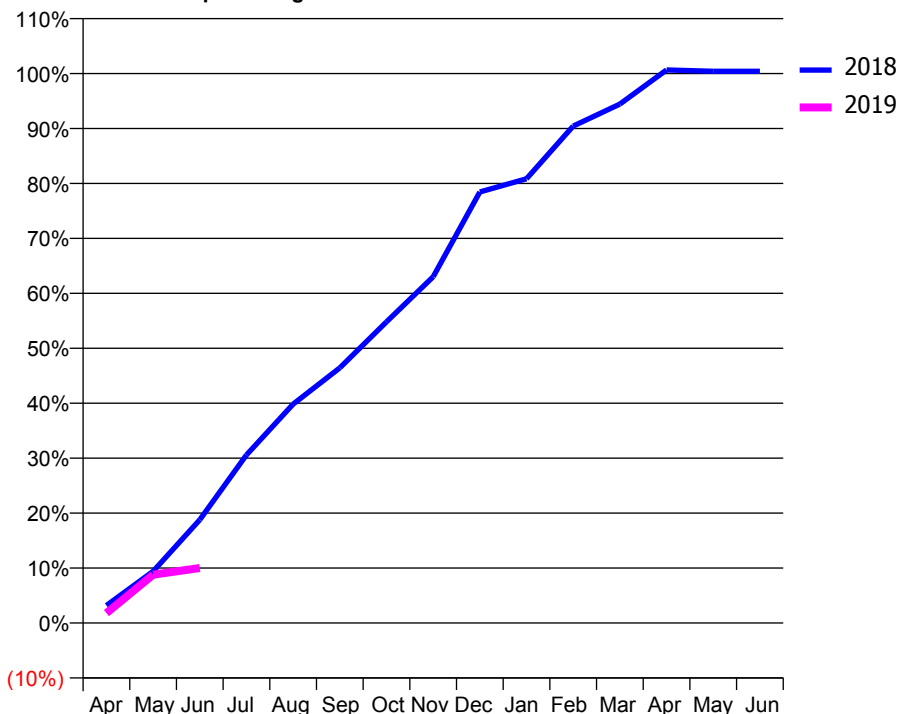
ACCESS*

Patients seen in 24 months	Total	Change since previous quarter
Quarter ending June 2017	125	
Quarter ending September 2017	149	↑
Quarter ending December 2017	145	↓
Quarter ending March 2018	129	↓
Quarter ending June 2018	113	↓
Variance since June 2017	(9.6%)	↓



ACTIVITY

Cumulative percentage of contracted UDA delivered 2018 & 2019



Adjusted Scheduled Activity (UDA)

Month	2018	2019
April	16	9
May	47	44
June	94	50
July	153	
August	199	
September	232	
October	274	
November	315	
December	392	
January	404	
February	452	
March	472	
April	503	
May	502	
June	502	

QUALITY

	Quantity	Base Number	Contract	AT	Region	England
% of FP17s for the same patient ID Re-attending within 3 months - Children	0	0	N/A	9.8%	11.5%	11.5%
% of FP17s for the same patient ID Re-attending within 3 months - Adults	3	25	12.0%	15.4%	16.6%	15.4%
% of FP17s for the same patient ID Re-attending between 3 & 9 months - Children	0	0	N/A	49.2%	48.8%	58.9%
% of FP17s for the same patient ID Re-attending between 3 & 9 months - Adults	0	25	0.0%	39.1%	39.3%	51.6%
% of FP17s for Band 1 Urgent Courses	0	18	0.0%	10.0%	10.6%	8.9%
% of FP17s Relating to Free Repair or Replacements	0	18	0.0%	0.6%	0.5%	0.8%
% of FP17s Relating to Continuations	2	18	11.1%	0.9%	0.7%	0.9%
% of Patients satisfied with the dentistry they have received	2	2	N/A	91.6%	90.4%	93.2%
% of Patients satisfied with the time they had to wait for an appointment	2	2	N/A	88.0%	85.3%	88.8%

* This is based on patients treated on this contract for their most recent course of treatment. Figures in italics indicate the base number of FP17s or Patient Questionnaire responses are less than 100. N/A is shown where the base number of responses is less than 10 during the period. % is calculated as Quantity/Base number*100

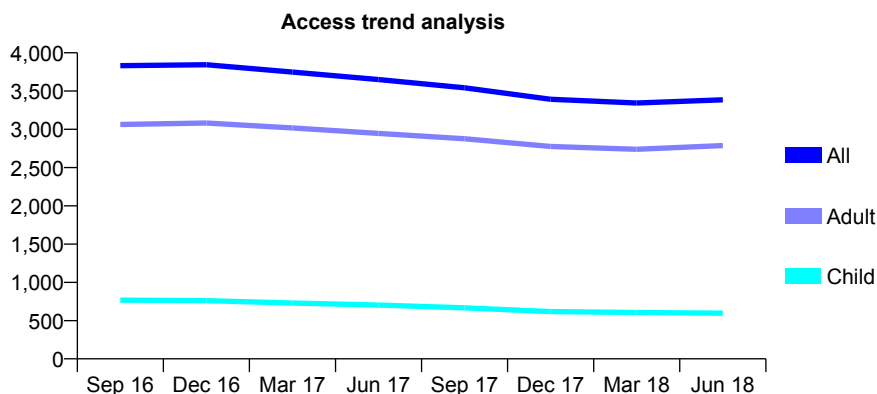
Q63 - Vital Signs At a Glance Contract Report for 729477/0001 - June 2018

Name or company name	MR JP YOUNGHUSBAND
Contract type name	GDS Contract
Purpose of contract	General
Contract start date	01/04/2006
Contract end date	

18/19 Contracted general activity (UDA)	15,139
Carry forward general activity (UDA)	0
18/19 Contracted orthodontic activity (UOA)	0
Carry forward orthodontic activity (UOA)	0
Baseline contract value	£431,811.55

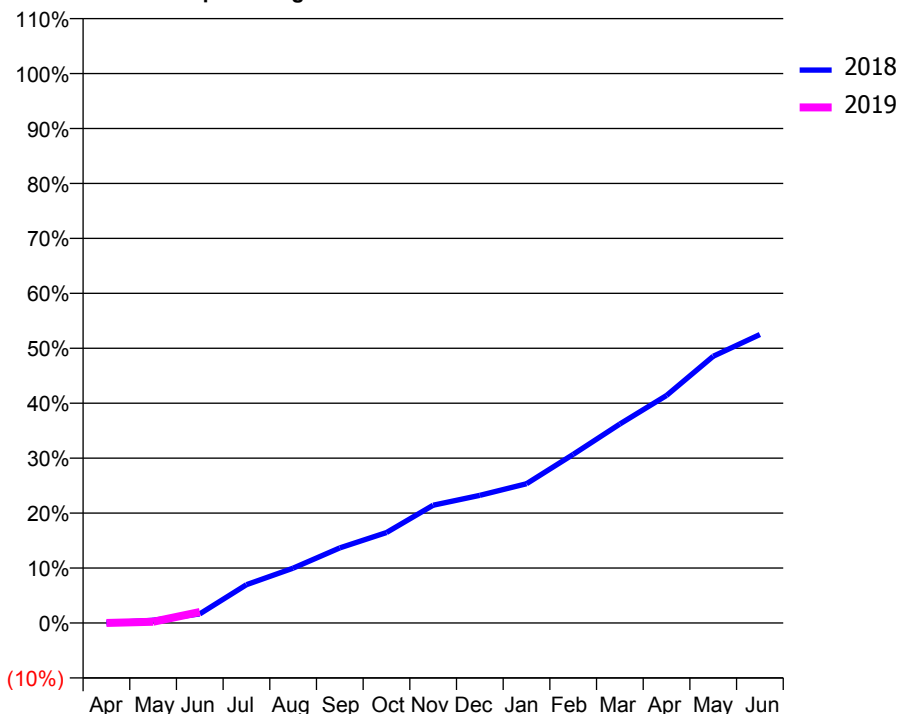
ACCESS*

Patients seen in 24 months	Total	Change since previous quarter
Quarter ending June 2017	3,651	
Quarter ending September 2017	3,543	↓
Quarter ending December 2017	3,393	↓
Quarter ending March 2018	3,344	↓
Quarter ending June 2018	3,385	→
Variance since June 2017	(7.3%)	↓



ACTIVITY

Cumulative percentage of contracted UDA delivered 2018 & 2019



Month	Adjusted Scheduled Activity (UDA)	
	2018	2019
April	0	0
May	76	35
June	252	305
July	1,058	
August	1,513	
September	2,070	
October	2,494	
November	3,244	
December	3,517	
January	3,838	
February	4,646	
March	5,483	
April	6,270	
May	7,348	
June	7,949	

QUALITY

	Quantity	Base Number	Contract	AT	Region	England
% of FP17s for the same patient ID Re-attending within 3 months - Children	10	189	5.3%	9.8%	11.5%	11.5%
% of FP17s for the same patient ID Re-attending within 3 months - Adults	115	1,004	11.5%	15.4%	16.6%	15.4%
% of FP17s for the same patient ID Re-attending between 3 & 9 months - Children	70	189	37.0%	49.2%	48.8%	58.9%
% of FP17s for the same patient ID Re-attending between 3 & 9 months - Adults	293	1,004	29.2%	39.1%	39.3%	51.6%
% of FP17s for Band 1 Urgent Courses	19	107	17.8%	10.0%	10.6%	8.9%
% of FP17s Relating to Free Repair or Replacements	1	107	0.9%	0.6%	0.5%	0.8%
% of FP17s Relating to Continuations	2	107	1.9%	0.9%	0.7%	0.9%
% of Patients satisfied with the dentistry they have received	1	1	N/A	91.6%	90.4%	93.2%
% of Patients satisfied with the time they had to wait for an appointment	1	1	N/A	88.0%	85.3%	88.8%

* This is based on patients treated on this contract for their most recent course of treatment. Figures in italics indicate the base number of FP17s or Patient Questionnaire responses are less than 100. N/A is shown where the base number of responses is less than 10 during the period. % is calculated as Quantity/Base number*100

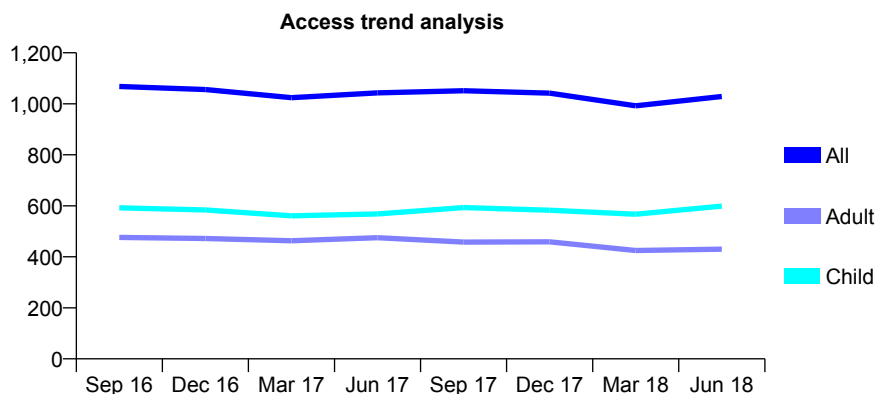
Q63 - Vital Signs At a Glance Contract Report for 730025/0001 - June 2018

Name or company name	MR SN MOOI
Contract type name	GDS Contract
Purpose of contract	General
Contract start date	01/04/2006
Contract end date	

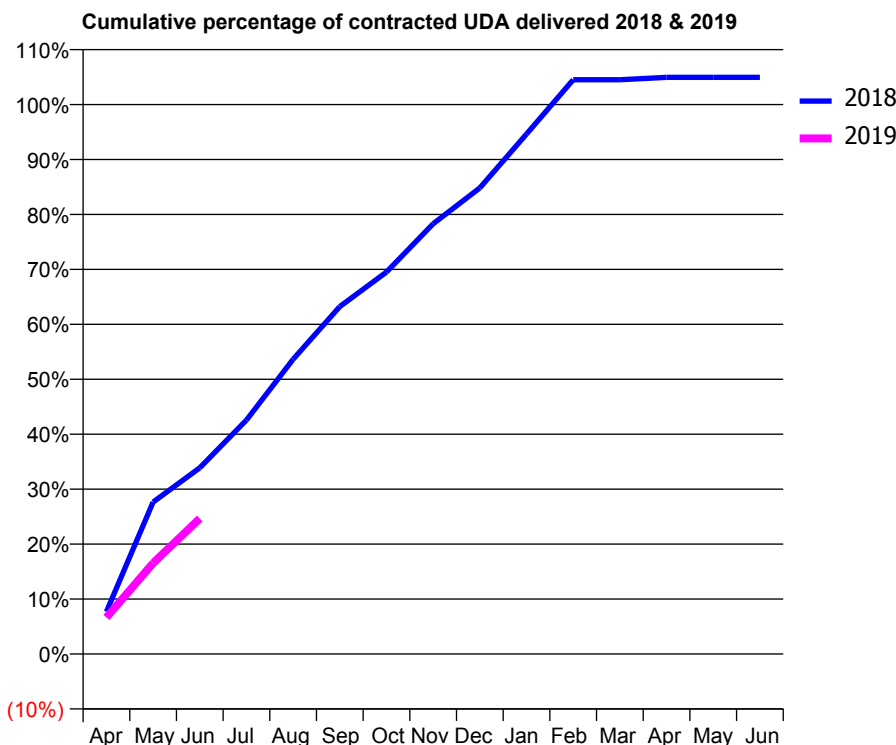
18/19 Contracted general activity (UDA)	1,844
Carry forward general activity (UDA)	0
18/19 Contracted orthodontic activity (UOA)	0
Carry forward orthodontic activity (UOA)	0
Baseline contract value	£51,411.06

ACCESS*

Patients seen in 24 months	Total	Change since previous quarter
Quarter ending June 2017	1,043	
Quarter ending September 2017	1,051	→
Quarter ending December 2017	1,042	→
Quarter ending March 2018	992	↓
Quarter ending June 2018	1,029	↑
Variance since June 2017	(1.3%)	↓



ACTIVITY



Adjusted Scheduled Activity (UDA)		
Month	2018	2019
April	142	123
May	510	305
June	625	455
July	785	
August	989	
September	1,166	
October	1,282	
November	1,444	
December	1,564	
January	1,745	
February	1,927	
March	1,927	
April	1,935	
May	1,935	
June	1,935	

QUALITY

	Quantity	Base Number	Contract	AT	Region	England
% of FP17s for the same patient ID Re-attending within 3 months - Children	2	176	1.1%	9.8%	11.5%	11.5%
% of FP17s for the same patient ID Re-attending within 3 months - Adults	5	84	6.0%	15.4%	16.6%	15.4%
% of FP17s for the same patient ID Re-attending between 3 & 9 months - Children	40	176	22.7%	49.2%	48.8%	58.9%
% of FP17s for the same patient ID Re-attending between 3 & 9 months - Adults	27	84	32.1%	39.1%	39.3%	51.6%
% of FP17s for Band 1 Urgent Courses	0	256	0.0%	10.0%	10.6%	8.9%
% of FP17s Relating to Free Repair or Replacements	0	256	0.0%	0.6%	0.5%	0.8%
% of FP17s Relating to Continuations	1	256	0.4%	0.9%	0.7%	0.9%
% of Patients satisfied with the dentistry they have received	0	0	N/A	91.6%	90.4%	93.2%
% of Patients satisfied with the time they had to wait for an appointment	0	0	N/A	88.0%	85.3%	88.8%

* This is based on patients treated on this contract for their most recent course of treatment. Figures in italics indicate the base number of FP17s or Patient Questionnaire responses are less than 100. N/A is shown where the base number of responses is less than 10 during the period. % is calculated as Quantity/Base number*100

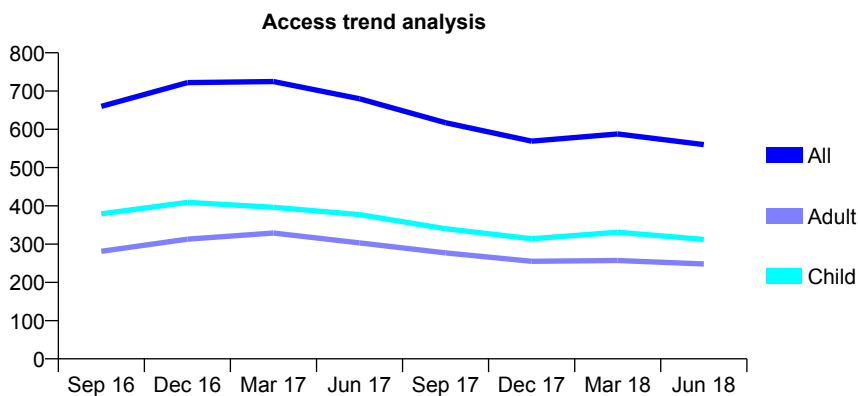
Q63 - Vital Signs At a Glance Contract Report for 730114/0001 - June 2018

Name or company name	Mr Raj Patel
Contract type name	GDS Contract
Purpose of contract	General
Contract start date	01/04/2006
Contract end date	

18/19 Contracted general activity (UDA)	1,455
Carry forward general activity (UDA)	0
18/19 Contracted orthodontic activity (UOA)	0
Carry forward orthodontic activity (UOA)	0
Baseline contract value	£45,078.88

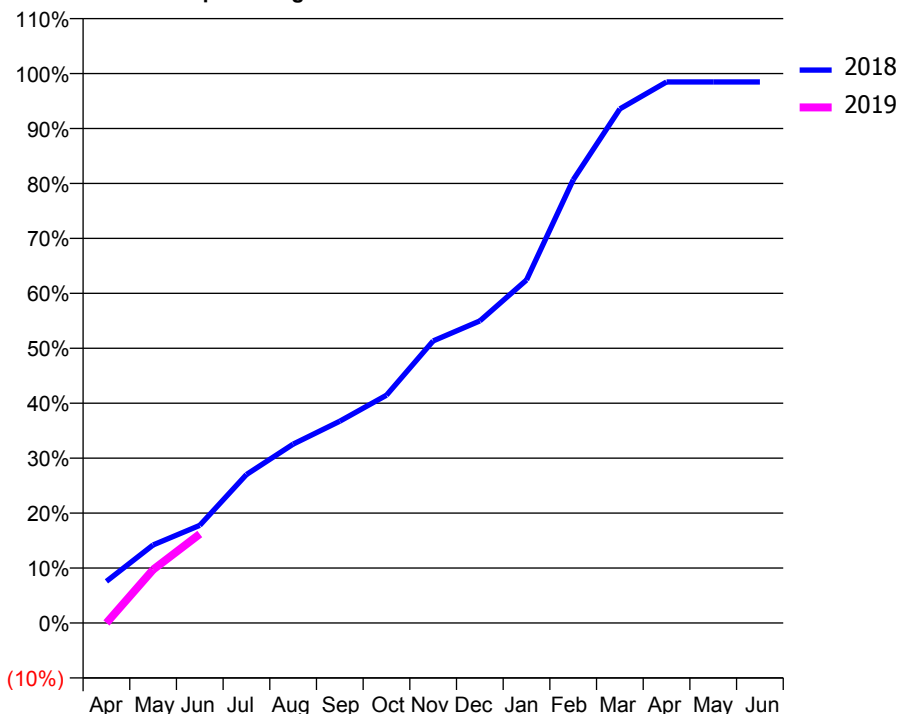
ACCESS*

Patients seen in 24 months	Total	Change since previous quarter
Quarter ending June 2017	680	
Quarter ending September 2017	617	↓
Quarter ending December 2017	569	↓
Quarter ending March 2018	588	↑
Quarter ending June 2018	560	↓
Variance since June 2017	(17.6%)	↓



ACTIVITY

Cumulative percentage of contracted UDA delivered 2018 & 2019



Month	Adjusted Scheduled Activity (UDA)	
	2018	2019
April	110	0
May	207	141
June	259	236
July	393	
August	474	
September	534	
October	603	
November	747	
December	800	
January	908	
February	1,173	
March	1,361	
April	1,433	
May	1,433	
June	1,433	

QUALITY

	Quantity	Base Number	Contract	AT	Region	England
% of FP17s for the same patient ID Re-attending within 3 months - Children	25	92	27.2%	9.8%	11.5%	11.5%
% of FP17s for the same patient ID Re-attending within 3 months - Adults	11	49	22.4%	15.4%	16.6%	15.4%
% of FP17s for the same patient ID Re-attending between 3 & 9 months - Children	49	92	53.3%	49.2%	48.8%	58.9%
% of FP17s for the same patient ID Re-attending between 3 & 9 months - Adults	23	49	46.9%	39.1%	39.3%	51.6%
% of FP17s for Band 1 Urgent Courses	9	129	7.0%	10.0%	10.6%	8.9%
% of FP17s Relating to Free Repair or Replacements	0	129	0.0%	0.6%	0.5%	0.8%
% of FP17s Relating to Continuations	0	129	0.0%	0.9%	0.7%	0.9%
% of Patients satisfied with the dentistry they have received	0	0	N/A	91.6%	90.4%	93.2%
% of Patients satisfied with the time they had to wait for an appointment	0	0	N/A	88.0%	85.3%	88.8%

* This is based on patients treated on this contract for their most recent course of treatment. Figures in italics indicate the base number of FP17s or Patient Questionnaire responses are less than 100. N/A is shown where the base number of responses is less than 10 during the period. % is calculated as Quantity/Base number*100

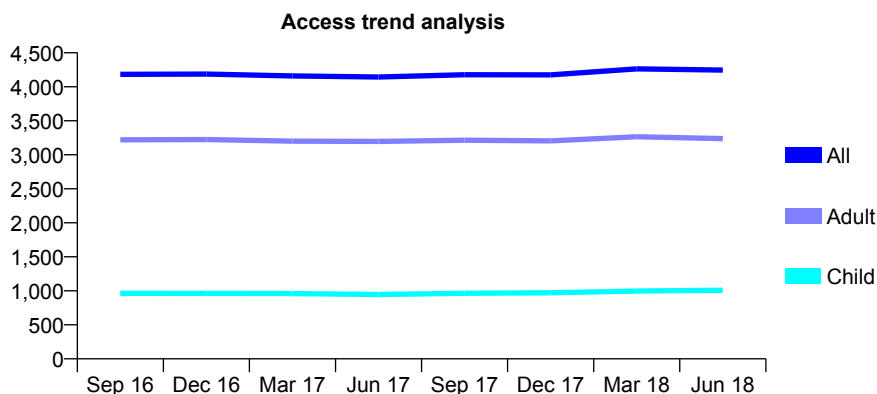
Q63 - Vital Signs At a Glance Contract Report for 730874/0001 - June 2018

Name or company name	MR GK OOI
Contract type name	GDS Contract
Purpose of contract	General
Contract start date	01/04/2006
Contract end date	

18/19 Contracted general activity (UDA)	12,108
Carry forward general activity (UDA)	0
18/19 Contracted orthodontic activity (UOA)	0
Carry forward orthodontic activity (UOA)	0
Baseline contract value	£406,491.79

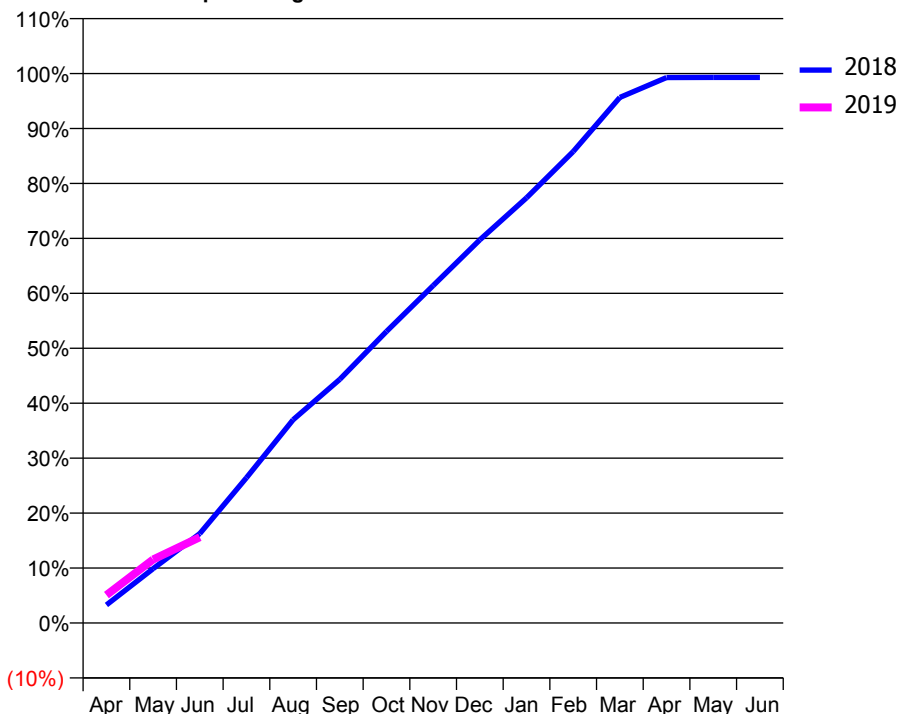
ACCESS*

Patients seen in 24 months	Total	Change since previous quarter
Quarter ending June 2017	4,144	
Quarter ending September 2017	4,178	→
Quarter ending December 2017	4,175	→
Quarter ending March 2018	4,263	↑
Quarter ending June 2018	4,247	→
Variance since June 2017	2.5%	↑



ACTIVITY

Cumulative percentage of contracted UDA delivered 2018 & 2019



Month	Adjusted Scheduled Activity (UDA)	
	2018	2019
April	399	615
May	1,197	1,401
June	1,969	1,889
July	3,201	
August	4,479	
September	5,369	
October	6,425	
November	7,434	
December	8,443	
January	9,368	
February	10,388	
March	11,580	
April	12,019	
May	12,020	
June	12,021	

QUALITY

	Quantity	Base Number	Contract	AT	Region	England
% of FP17s for the same patient ID Re-attending within 3 months - Children	29	262	11.1%	9.8%	11.5%	11.5%
% of FP17s for the same patient ID Re-attending within 3 months - Adults	91	702	13.0%	15.4%	16.6%	15.4%
% of FP17s for the same patient ID Re-attending between 3 & 9 months - Children	104	262	39.7%	49.2%	48.8%	58.9%
% of FP17s for the same patient ID Re-attending between 3 & 9 months - Adults	267	702	38.0%	39.1%	39.3%	51.6%
% of FP17s for Band 1 Urgent Courses	57	815	7.0%	10.0%	10.6%	8.9%
% of FP17s Relating to Free Repair or Replacements	8	815	1.0%	0.6%	0.5%	0.8%
% of FP17s Relating to Continuations	21	815	2.6%	0.9%	0.7%	0.9%
% of Patients satisfied with the dentistry they have received	2	4	N/A	91.6%	90.4%	93.2%
% of Patients satisfied with the time they had to wait for an appointment	4	4	N/A	88.0%	85.3%	88.8%

* This is based on patients treated on this contract for their most recent course of treatment. Figures in italics indicate the base number of FP17s or Patient Questionnaire responses are less than 100. N/A is shown where the base number of responses is less than 10 during the period. % is calculated as Quantity/Base number*100

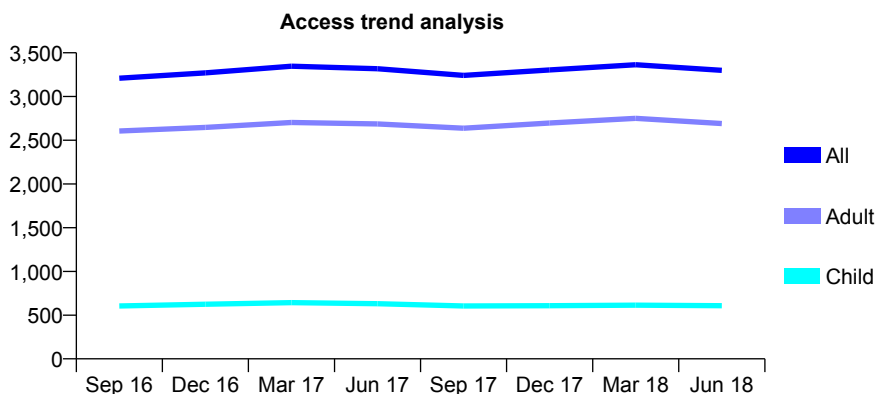
Q63 - Vital Signs At a Glance Contract Report for 730874/0002 - June 2018

Name or company name	MR GK OOI
Contract type name	GDS Contract
Purpose of contract	General
Contract start date	01/04/2006
Contract end date	

18/19 Contracted general activity (UDA)	12,740
Carry forward general activity (UDA)	0
18/19 Contracted orthodontic activity (UOA)	0
Carry forward orthodontic activity (UOA)	0
Baseline contract value	£453,600.15

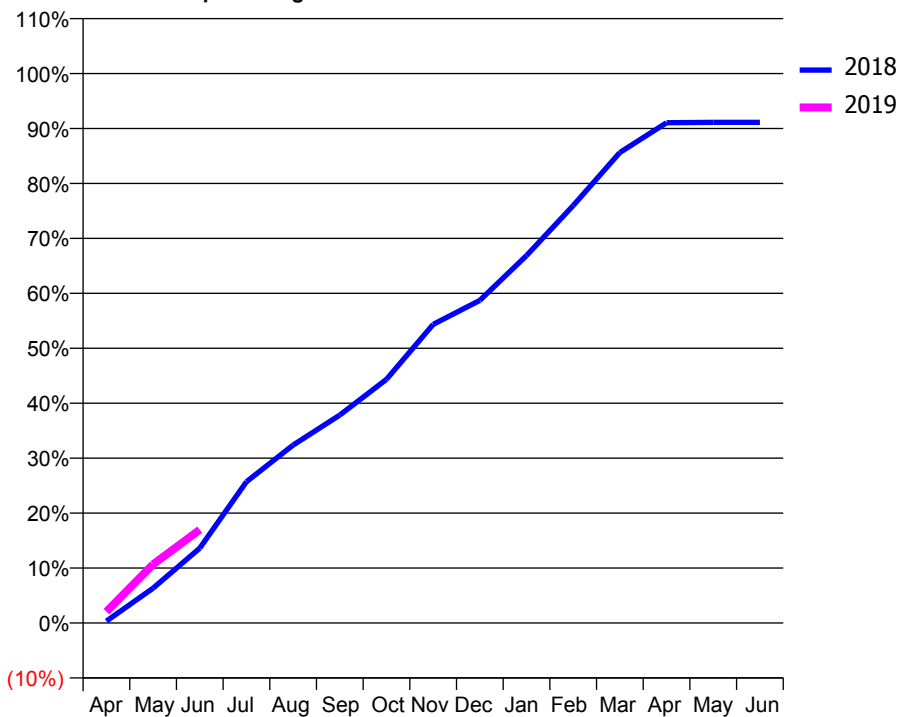
ACCESS*

Patients seen in 24 months	Total	Change since previous quarter
Quarter ending June 2017	3,317	
Quarter ending September 2017	3,242	↓
Quarter ending December 2017	3,304	→
Quarter ending March 2018	3,364	→
Quarter ending June 2018	3,299	↓
Variance since June 2017	(0.5%)	→



ACTIVITY

Cumulative percentage of contracted UDA delivered 2018 & 2019



Month	Adjusted Scheduled Activity (UDA)	
	2018	2019
April	45	264
May	807	1,362
June	1,736	2,163
July	3,276	
August	4,127	
September	4,823	
October	5,649	
November	6,925	
December	7,481	
January	8,519	
February	9,679	
March	10,910	
April	11,597	
May	11,609	
June	11,608	

QUALITY

	Quantity	Base Number	Contract	AT	Region	England
% of FP17s for the same patient ID Re-attending within 3 months - Children	24	172	14.0%	9.8%	11.5%	11.5%
% of FP17s for the same patient ID Re-attending within 3 months - Adults	109	705	15.5%	15.4%	16.6%	15.4%
% of FP17s for the same patient ID Re-attending between 3 & 9 months - Children	50	172	29.1%	49.2%	48.8%	58.9%
% of FP17s for the same patient ID Re-attending between 3 & 9 months - Adults	199	705	28.2%	39.1%	39.3%	51.6%
% of FP17s for Band 1 Urgent Courses	148	704	21.0%	10.0%	10.6%	8.9%
% of FP17s Relating to Free Repair or Replacements	3	704	0.4%	0.6%	0.5%	0.8%
% of FP17s Relating to Continuations	13	704	1.8%	0.9%	0.7%	0.9%
% of Patients satisfied with the dentistry they have received	2	2	N/A	91.6%	90.4%	93.2%
% of Patients satisfied with the time they had to wait for an appointment	2	2	N/A	88.0%	85.3%	88.8%

* This is based on patients treated on this contract for their most recent course of treatment. Figures in italics indicate the base number of FP17s or Patient Questionnaire responses are less than 100. N/A is shown where the base number of responses is less than 10 during the period. % is calculated as Quantity/Base number*100

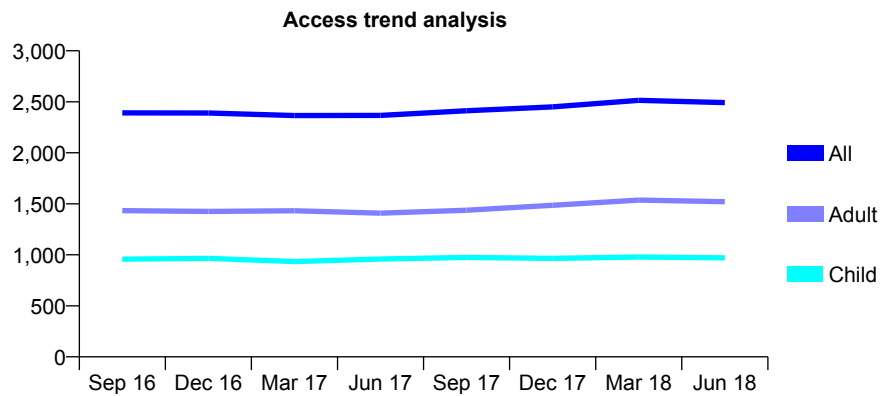
Q63 - Vital Signs At a Glance Contract Report for 731196/0001 - June 2018

Name or company name	MISS EA DIGHE
Contract type name	GDS Contract
Purpose of contract	General
Contract start date	01/04/2006
Contract end date	

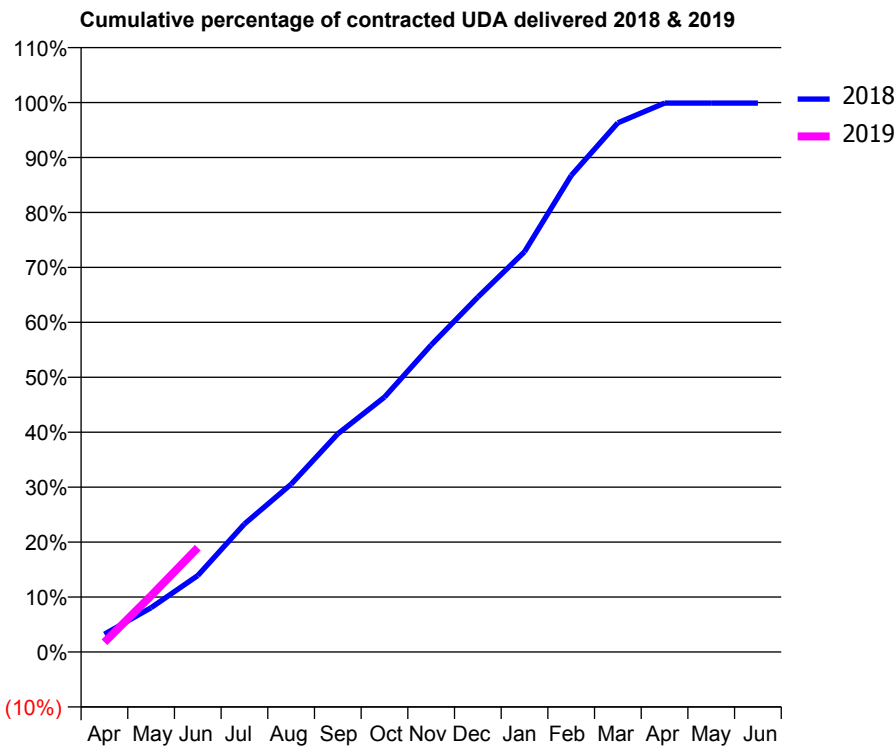
18/19 Contracted general activity (UDA)	7,341
Carry forward general activity (UDA)	0
18/19 Contracted orthodontic activity (UOA)	0
Carry forward orthodontic activity (UOA)	0
Baseline contract value	£295,558.76

ACCESS*

Patients seen in 24 months	Total	Change since previous quarter
Quarter ending June 2017	2,367	
Quarter ending September 2017	2,412	→
Quarter ending December 2017	2,450	→
Quarter ending March 2018	2,514	↑
Quarter ending June 2018	2,492	→
Variance since June 2017	5.3%	↑



ACTIVITY



Adjusted Scheduled Activity (UDA)		
Month	2018	2019
April	238	130
May	592	752
June	1,022	1,393
July	1,711	
August	2,241	
September	2,916	
October	3,405	
November	4,102	
December	4,742	
January	5,348	
February	6,366	
March	7,070	
April	7,334	
May	7,334	
June	7,334	

QUALITY

	Quantity	Base Number	Contract	AT	Region	England
% of FP17s for the same patient ID Re-attending within 3 months - Children	20	313	6.4%	9.8%	11.5%	11.5%
% of FP17s for the same patient ID Re-attending within 3 months - Adults	55	403	13.6%	15.4%	16.6%	15.4%
% of FP17s for the same patient ID Re-attending between 3 & 9 months - Children	183	313	58.5%	49.2%	48.8%	58.9%
% of FP17s for the same patient ID Re-attending between 3 & 9 months - Adults	188	403	46.7%	39.1%	39.3%	51.6%
% of FP17s for Band 1 Urgent Courses	47	619	7.6%	10.0%	10.6%	8.9%
% of FP17s Relating to Free Repair or Replacements	0	619	0.0%	0.6%	0.5%	0.8%
% of FP17s Relating to Continuations	8	619	1.3%	0.9%	0.7%	0.9%
% of Patients satisfied with the dentistry they have received	1	1	N/A	91.6%	90.4%	93.2%
% of Patients satisfied with the time they had to wait for an appointment	1	1	N/A	88.0%	85.3%	88.8%

* This is based on patients treated on this contract for their most recent course of treatment. Figures in italics indicate the base number of FP17s or Patient Questionnaire responses are less than 100. N/A is shown where the base number of responses is less than 10 during the period. % is calculated as Quantity/Base number*100

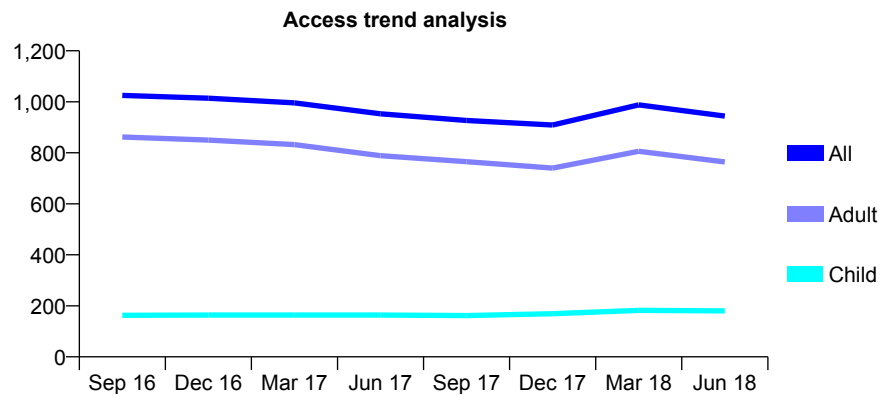
Q63 - Vital Signs At a Glance Contract Report for 732036/0001 - June 2018

Name or company name	MR YK HO
Contract type name	GDS Contract
Purpose of contract	General
Contract start date	01/04/2006
Contract end date	

18/19 Contracted general activity (UDA)	1,288
Carry forward general activity (UDA)	0
18/19 Contracted orthodontic activity (UOA)	0
Carry forward orthodontic activity (UOA)	0
Baseline contract value	£35,729.24

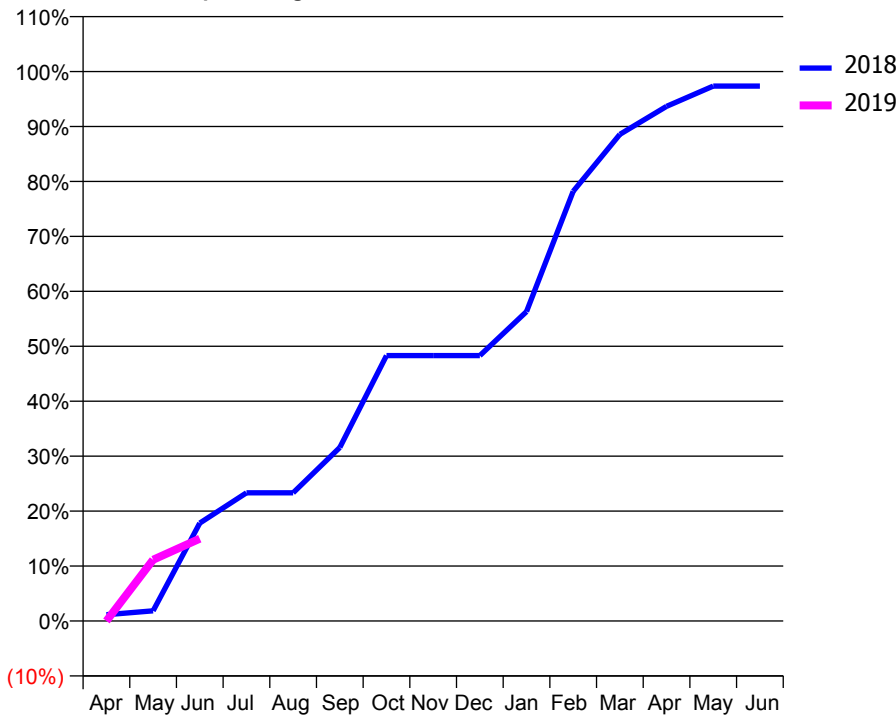
ACCESS*

Patients seen in 24 months	Total	Change since previous quarter
Quarter ending June 2017	953	
Quarter ending September 2017	927	↓
Quarter ending December 2017	909	↓
Quarter ending March 2018	988	↑
Quarter ending June 2018	944	↓
Variance since June 2017	(0.9%)	→



ACTIVITY

Cumulative percentage of contracted UDA delivered 2018 & 2019



Adjusted Scheduled Activity (UDA)		
Month	2018	2019
April	15	0
May	24	144
June	230	193
July	301	
August	301	
September	407	
October	622	
November	622	
December	622	
January	725	
February	1,007	
March	1,141	
April	1,206	
May	1,254	
June	1,254	

QUALITY

	Quantity	Base Number	Contract	AT	Region	England
% of FP17s for the same patient ID Re-attending within 3 months - Children	1	27	3.7%	9.8%	11.5%	11.5%
% of FP17s for the same patient ID Re-attending within 3 months - Adults	5	135	3.7%	15.4%	16.6%	15.4%
% of FP17s for the same patient ID Re-attending between 3 & 9 months - Children	3	27	11.1%	49.2%	48.8%	58.9%
% of FP17s for the same patient ID Re-attending between 3 & 9 months - Adults	13	135	9.6%	39.1%	39.3%	51.6%
% of FP17s for Band 1 Urgent Courses	5	105	4.8%	10.0%	10.6%	8.9%
% of FP17s Relating to Free Repair or Replacements	0	105	0.0%	0.6%	0.5%	0.8%
% of FP17s Relating to Continuations	0	105	0.0%	0.9%	0.7%	0.9%
% of Patients satisfied with the dentistry they have received	0	0	N/A	91.6%	90.4%	93.2%
% of Patients satisfied with the time they had to wait for an appointment	0	0	N/A	88.0%	85.3%	88.8%

* This is based on patients treated on this contract for their most recent course of treatment. Figures in italics indicate the base number of FP17s or Patient Questionnaire responses are less than 100. N/A is shown where the base number of responses is less than 10 during the period. % is calculated as Quantity/Base number*100

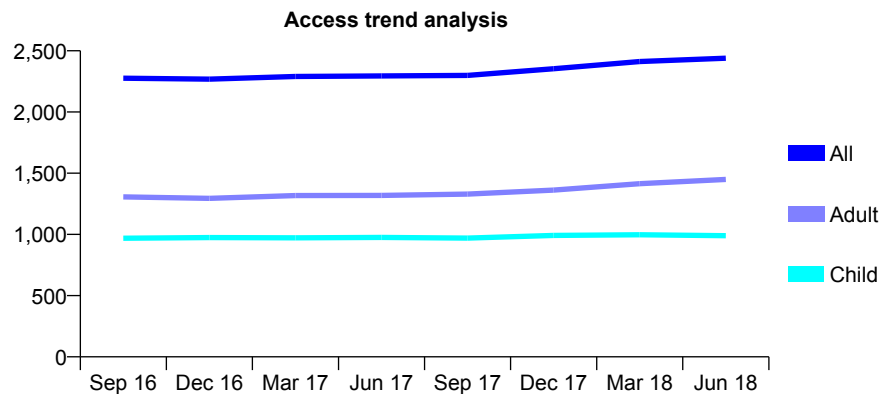
Q63 - Vital Signs At a Glance Contract Report for 735841/0001 - June 2018

Name or company name	Miss Yanika Amin
Contract type name	GDS Contract
Purpose of contract	General
Contract start date	01/04/2006
Contract end date	

18/19 Contracted general activity (UDA)	4,000
Carry forward general activity (UDA)	0
18/19 Contracted orthodontic activity (UOA)	0
Carry forward orthodontic activity (UOA)	0
Baseline contract value	£89,808.59

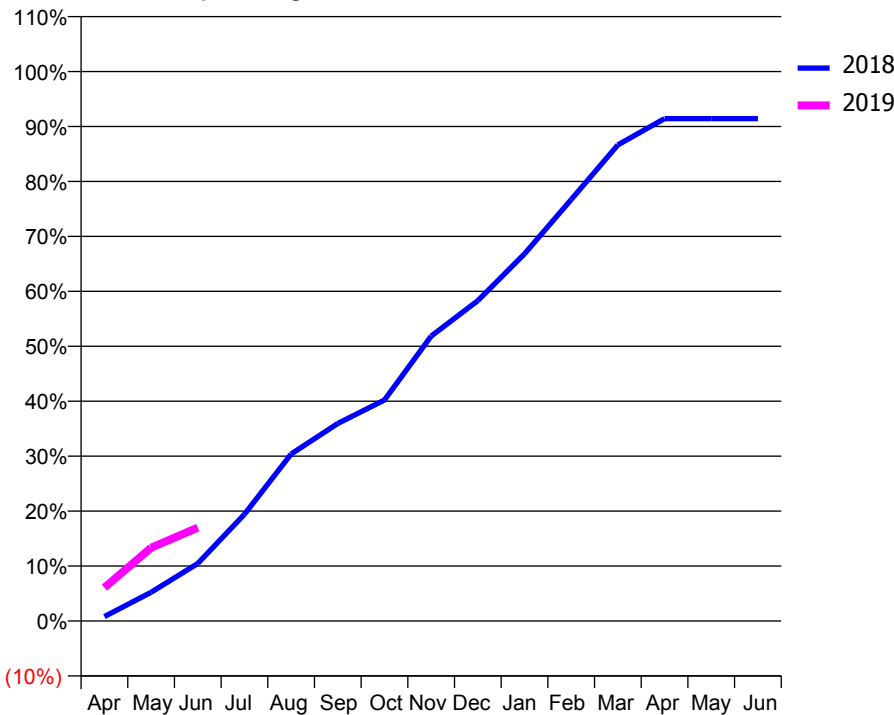
ACCESS*

Patients seen in 24 months	Total	Change since previous quarter
Quarter ending June 2017	2,295	
Quarter ending September 2017	2,299	→
Quarter ending December 2017	2,354	↑
Quarter ending March 2018	2,412	↑
Quarter ending June 2018	2,439	→
Variance since June 2017	6.3%	↑



ACTIVITY

Cumulative percentage of contracted UDA delivered 2018 & 2019



Adjusted Scheduled Activity (UDA)		
Month	2018	2019
April	33	243
May	209	533
June	419	680
July	777	
August	1,216	
September	1,438	
October	1,609	
November	2,074	
December	2,332	
January	2,673	
February	3,068	
March	3,466	
April	3,657	
May	3,657	
June	3,657	

QUALITY

	Quantity	Base Number	Contract	AT	Region	England
% of FP17s for the same patient ID Re-attending within 3 months - Children	37	432	8.6%	9.8%	11.5%	11.5%
% of FP17s for the same patient ID Re-attending within 3 months - Adults	37	477	7.8%	15.4%	16.6%	15.4%
% of FP17s for the same patient ID Re-attending between 3 & 9 months - Children	293	432	67.8%	49.2%	48.8%	58.9%
% of FP17s for the same patient ID Re-attending between 3 & 9 months - Adults	308	477	64.6%	39.1%	39.3%	51.6%
% of FP17s for Band 1 Urgent Courses	23	457	5.0%	10.0%	10.6%	8.9%
% of FP17s Relating to Free Repair or Replacements	3	457	0.7%	0.6%	0.5%	0.8%
% of FP17s Relating to Continuations	1	457	0.2%	0.9%	0.7%	0.9%
% of Patients satisfied with the dentistry they have received	2	2	N/A	91.6%	90.4%	93.2%
% of Patients satisfied with the time they had to wait for an appointment	1	2	N/A	88.0%	85.3%	88.8%

* This is based on patients treated on this contract for their most recent course of treatment. Figures in italics indicate the base number of FP17s or Patient Questionnaire responses are less than 100. N/A is shown where the base number of responses is less than 10 during the period. % is calculated as Quantity/Base number*100

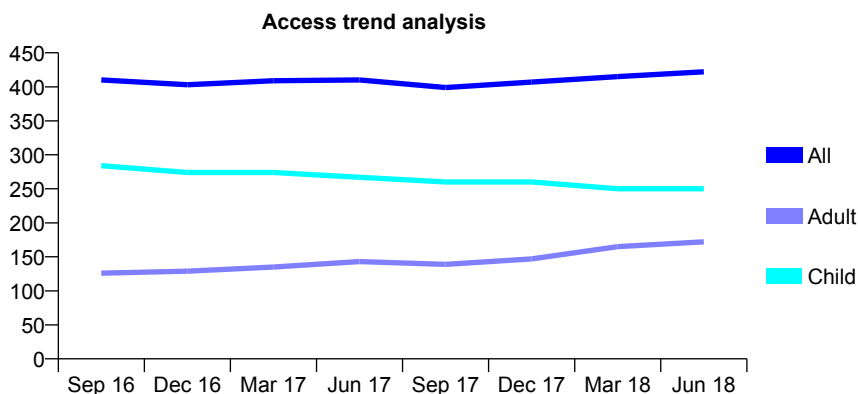
Q63 - Vital Signs At a Glance Contract Report for 736856/0001 - June 2018

Name or company name	MR JM METCALF
Contract type name	GDS Contract
Purpose of contract	General
Contract start date	01/04/2006
Contract end date	

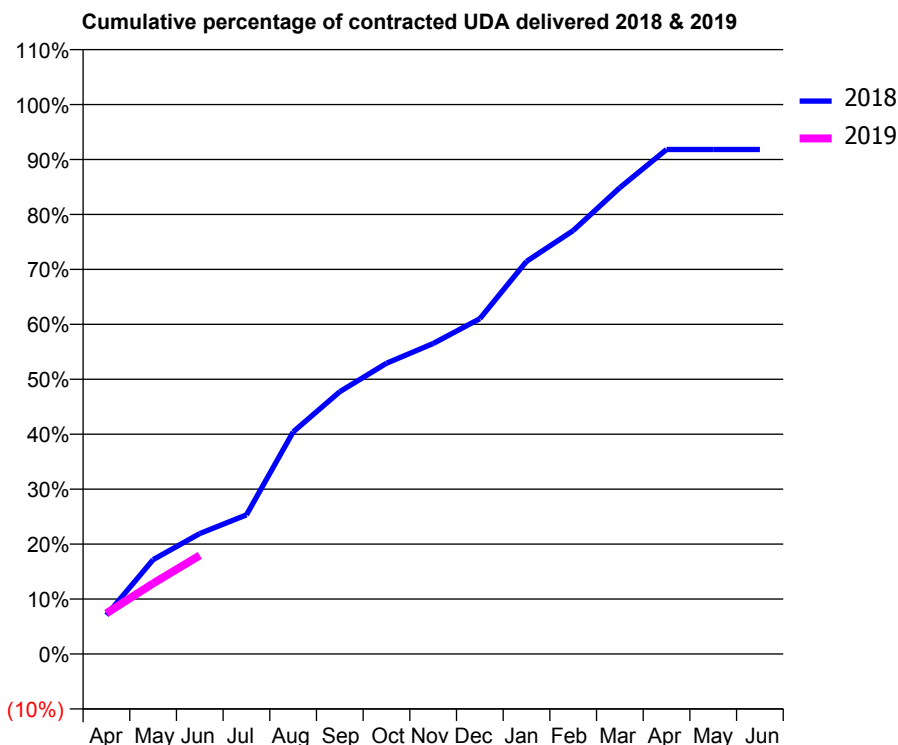
18/19 Contracted general activity (UDA)	1,200
Carry forward general activity (UDA)	0
18/19 Contracted orthodontic activity (UOA)	0
Carry forward orthodontic activity (UOA)	0
Baseline contract value	£33,144.64

ACCESS*

Patients seen in 24 months	Total	Change since previous quarter
Quarter ending June 2017	410	
Quarter ending September 2017	399	↓
Quarter ending December 2017	407	↑
Quarter ending March 2018	415	→
Quarter ending June 2018	422	→
Variance since June 2017	2.9%	↑



ACTIVITY



Adjusted Scheduled Activity (UDA)		
Month	2018	2019
April	85	89
May	206	154
June	263	215
July	304	
August	485	
September	573	
October	635	
November	678	
December	732	
January	857	
February	925	
March	1,019	
April	1,102	
May	1,102	
June	1,102	

QUALITY

	Quantity	Base Number	Contract	AT	Region	England
% of FP17s for the same patient ID Re-attending within 3 months - Children	2	65	3.1%	9.8%	11.5%	11.5%
% of FP17s for the same patient ID Re-attending within 3 months - Adults	2	43	4.7%	15.4%	16.6%	15.4%
% of FP17s for the same patient ID Re-attending between 3 & 9 months - Children	29	65	44.6%	49.2%	48.8%	58.9%
% of FP17s for the same patient ID Re-attending between 3 & 9 months - Adults	11	43	25.6%	39.1%	39.3%	51.6%
% of FP17s for Band 1 Urgent Courses	1	85	1.2%	10.0%	10.6%	8.9%
% of FP17s Relating to Free Repair or Replacements	0	85	0.0%	0.6%	0.5%	0.8%
% of FP17s Relating to Continuations	0	85	0.0%	0.9%	0.7%	0.9%
% of Patients satisfied with the dentistry they have received	0	0	N/A	91.6%	90.4%	93.2%
% of Patients satisfied with the time they had to wait for an appointment	0	0	N/A	88.0%	85.3%	88.8%

* This is based on patients treated on this contract for their most recent course of treatment. Figures in italics indicate the base number of FP17s or Patient Questionnaire responses are less than 100. N/A is shown where the base number of responses is less than 10 during the period. % is calculated as Quantity/Base number*100

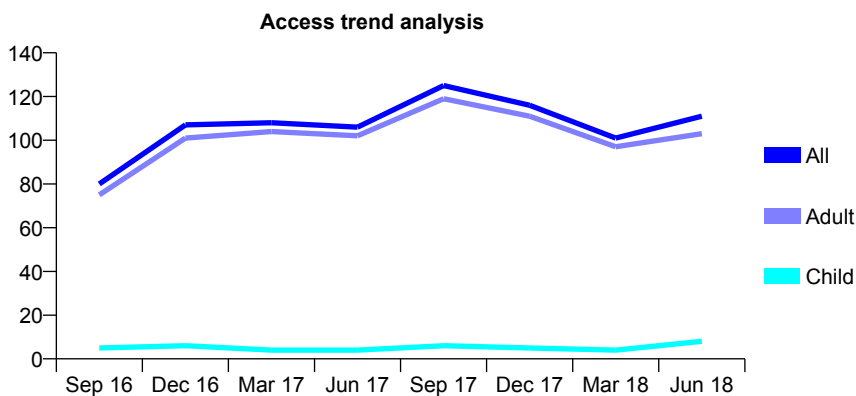
Q63 - Vital Signs At a Glance Contract Report for 739677/0004 - June 2018

Name or company name	MR LW MCARDLE
Contract type name	PDS Contract
Purpose of contract	General
Contract start date	01/06/2013
Contract end date	30/06/2018

18/19 Contracted general activity (UDA)	88
Carry forward general activity (UDA)	0
18/19 Contracted orthodontic activity (UOA)	0
Carry forward orthodontic activity (UOA)	0
Baseline contract value	£4,786.49

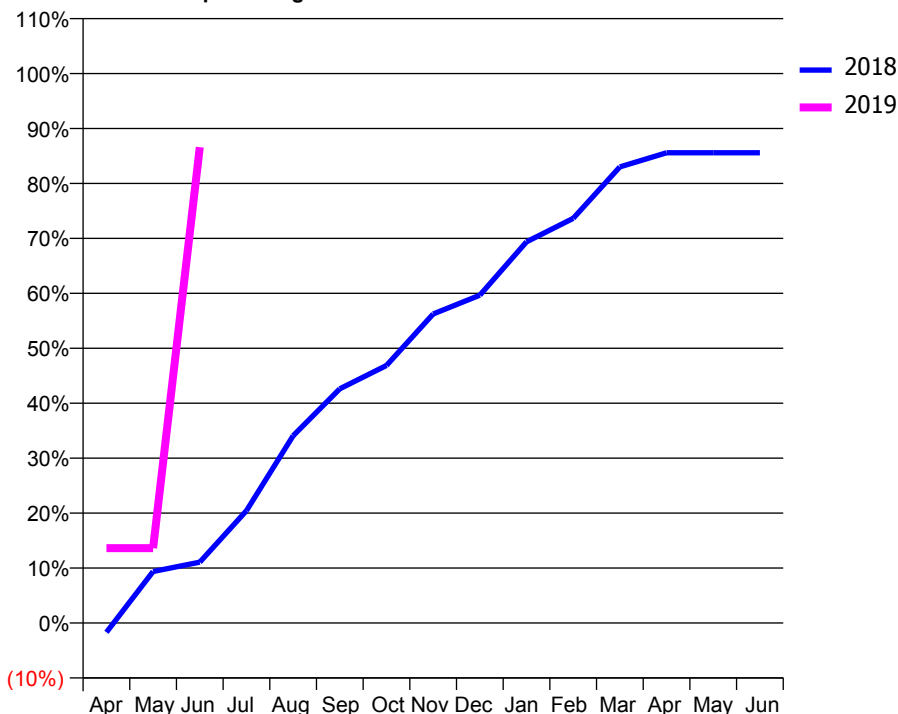
ACCESS*

Patients seen in 24 months	Total	Change since previous quarter
Quarter ending June 2017	106	
Quarter ending September 2017	125	↑
Quarter ending December 2017	116	↓
Quarter ending March 2018	101	↓
Quarter ending June 2018	111	↑
Variance since June 2017	4.7%	↑



ACTIVITY

Cumulative percentage of contracted UDA delivered 2018 & 2019



Adjusted Scheduled Activity (UDA)

Month	2018	2019
April	-6	12
May	33	12
June	39	76
July	72	
August	120	
September	150	
October	165	
November	198	
December	210	
January	244	
February	259	
March	292	
April	301	
May	301	
June	301	

QUALITY

	Quantity	Base Number	Contract	AT	Region	England
% of FP17s for the same patient ID Re-attending within 3 months - Children	0	3	0.0%	9.8%	11.5%	11.5%
% of FP17s for the same patient ID Re-attending within 3 months - Adults	0	26	0.0%	15.4%	16.6%	15.4%
% of FP17s for the same patient ID Re-attending between 3 & 9 months - Children	0	3	0.0%	49.2%	48.8%	58.9%
% of FP17s for the same patient ID Re-attending between 3 & 9 months - Adults	0	26	0.0%	39.1%	39.3%	51.6%
% of FP17s for Band 1 Urgent Courses	1	26	3.8%	10.0%	10.6%	8.9%
% of FP17s Relating to Free Repair or Replacements	0	26	0.0%	0.6%	0.5%	0.8%
% of FP17s Relating to Continuations	0	26	0.0%	0.9%	0.7%	0.9%
% of Patients satisfied with the dentistry they have received	0	0	N/A	91.6%	90.4%	93.2%
% of Patients satisfied with the time they had to wait for an appointment	0	0	N/A	88.0%	85.3%	88.8%

* This is based on patients treated on this contract for their most recent course of treatment. Figures in italics indicate the base number of FP17s or Patient Questionnaire responses are less than 100. N/A is shown where the base number of responses is less than 10 during the period. % is calculated as Quantity/Base number*100

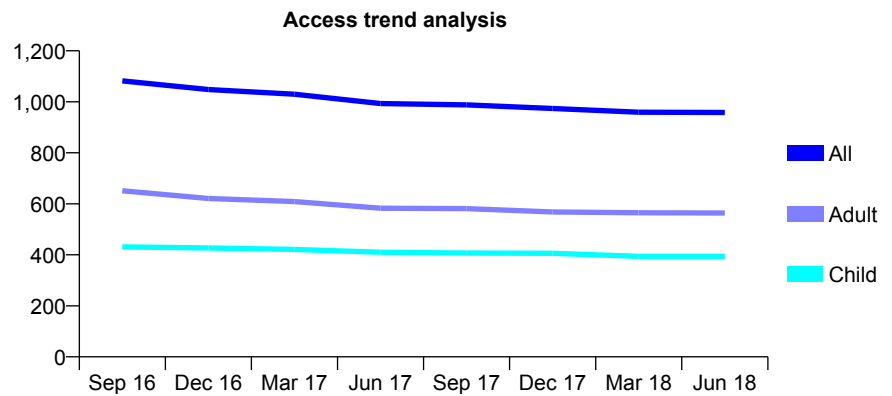
Q63 - Vital Signs At a Glance Contract Report for 739952/0001 - June 2018

Name or company name	MR JM CLARKE
Contract type name	GDS Contract
Purpose of contract	General
Contract start date	01/04/2006
Contract end date	

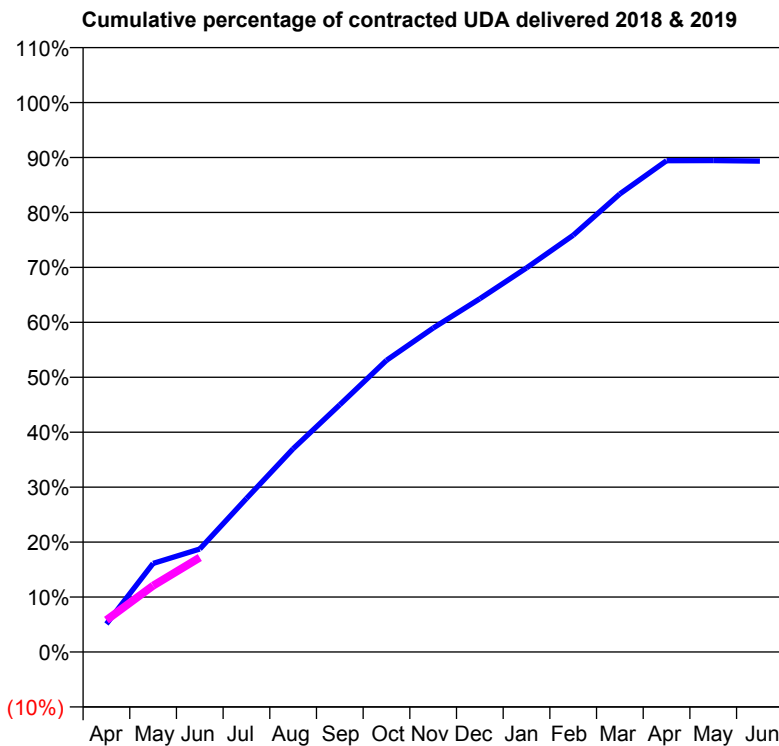
18/19 Contracted general activity (UDA)	3,136
Carry forward general activity (UDA)	0
18/19 Contracted orthodontic activity (UOA)	0
Carry forward orthodontic activity (UOA)	0
Baseline contract value	£83,474.14

ACCESS*

Patients seen in 24 months	Total	Change since previous quarter
Quarter ending June 2017	993	
Quarter ending September 2017	988	→
Quarter ending December 2017	974	↓
Quarter ending March 2018	959	↓
Quarter ending June 2018	958	→
Variance since June 2017	(3.5%)	↓



ACTIVITY



Adjusted Scheduled Activity (UDA)		
Month	2018	2019
April	160	182
May	506	379
June	588	539
July	877	
August	1,160	
September	1,412	
October	1,665	
November	1,849	
December	2,016	
January	2,192	
February	2,378	
March	2,615	
April	2,804	
May	2,805	
June	2,802	

QUALITY

	Quantity	Base Number	Contract	AT	Region	England
% of FP17s for the same patient ID Re-attending within 3 months - Children	8	159	5.0%	9.8%	11.5%	11.5%
% of FP17s for the same patient ID Re-attending within 3 months - Adults	22	179	12.3%	15.4%	16.6%	15.4%
% of FP17s for the same patient ID Re-attending between 3 & 9 months - Children	98	159	61.6%	49.2%	48.8%	58.9%
% of FP17s for the same patient ID Re-attending between 3 & 9 months - Adults	106	179	59.2%	39.1%	39.3%	51.6%
% of FP17s for Band 1 Urgent Courses	10	252	4.0%	10.0%	10.6%	8.9%
% of FP17s Relating to Free Repair or Replacements	2	252	0.8%	0.6%	0.5%	0.8%
% of FP17s Relating to Continuations	2	252	0.8%	0.9%	0.7%	0.9%
% of Patients satisfied with the dentistry they have received	1	1	N/A	91.6%	90.4%	93.2%
% of Patients satisfied with the time they had to wait for an appointment	1	1	N/A	88.0%	85.3%	88.8%

* This is based on patients treated on this contract for their most recent course of treatment. Figures in italics indicate the base number of FP17s or Patient Questionnaire responses are less than 100. N/A is shown where the base number of responses is less than 10 during the period. % is calculated as Quantity/Base number*100

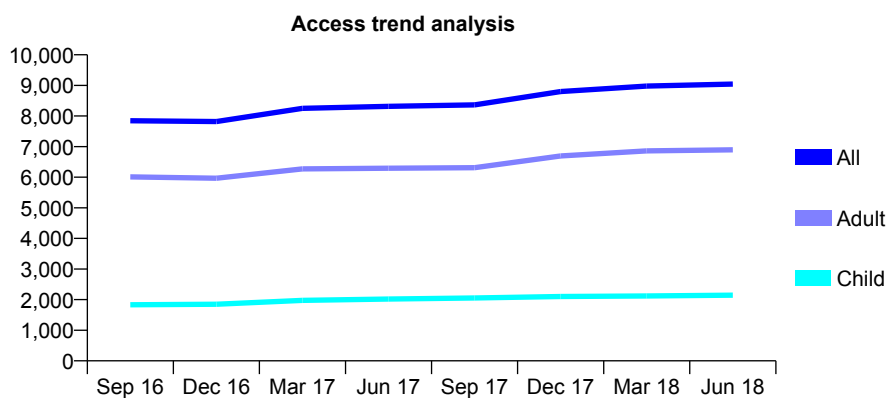
Q63 - Vital Signs At a Glance Contract Report for 740373/0001 - June 2018

Name or company name	MR J PATEL
Contract type name	Pilot Contract
Purpose of contract	General
Contract start date	01/04/2006
Contract end date	

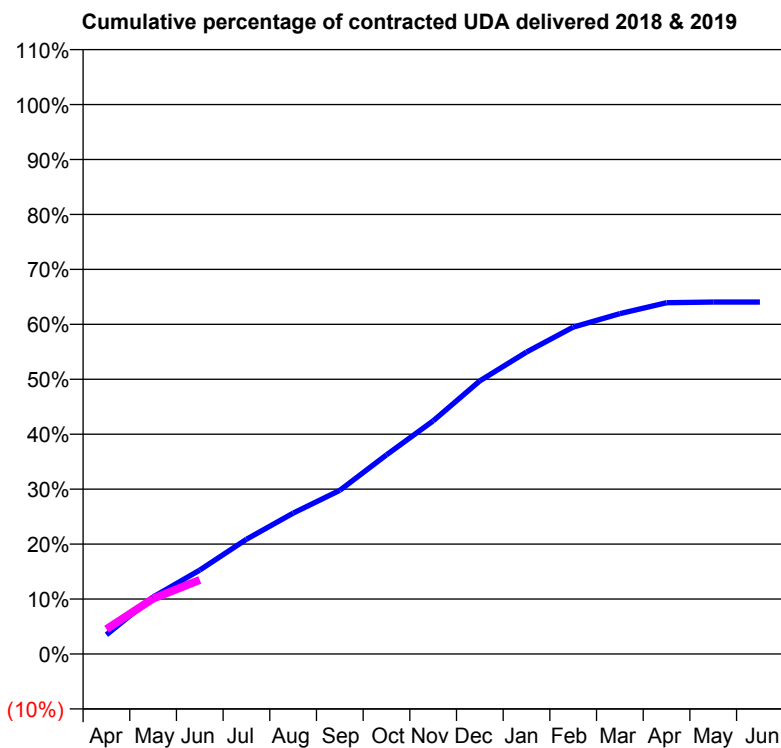
18/19 Contracted general activity (UDA)	32,742
Carry forward general activity (UDA)	0
18/19 Contracted orthodontic activity (UOA)	0
Carry forward orthodontic activity (UOA)	0
Baseline contract value	£1,096,912.32

ACCESS*

Patients seen in 24 months	Total	Change since previous quarter
Quarter ending June 2017	8,315	
Quarter ending September 2017	8,366	→
Quarter ending December 2017	8,798	↑
Quarter ending March 2018	8,980	↑
Quarter ending June 2018	9,045	→
Variance since June 2017	8.8%	↑



ACTIVITY



Month	Adjusted Scheduled Activity (UDA)	
	2018	2019
April	1,151	1,483
May	3,396	3,300
June	5,005	4,415
July	6,838	
August	8,398	
September	9,753	
October	11,866	
November	13,893	
December	16,280	
January	17,991	
February	19,477	
March	20,282	
April	20,934	
May	20,976	
June	20,974	

QUALITY

	Quantity	Base Number	Contract	AT	Region	England
% of FP17s for the same patient ID Re-attending within 3 months - Children	30	521	5.8%	9.8%	11.5%	11.5%
% of FP17s for the same patient ID Re-attending within 3 months - Adults	156	1,493	10.4%	15.4%	16.6%	15.4%
% of FP17s for the same patient ID Re-attending between 3 & 9 months - Children	190	521	36.5%	49.2%	48.8%	58.9%
% of FP17s for the same patient ID Re-attending between 3 & 9 months - Adults	379	1,493	25.4%	39.1%	39.3%	51.6%
% of FP17s for Band 1 Urgent Courses	116	1,527	7.6%	10.0%	10.6%	8.9%
% of FP17s Relating to Free Repair or Replacements	1	1,527	0.1%	0.6%	0.5%	0.8%
% of FP17s Relating to Continuations	19	1,527	1.2%	0.9%	0.7%	0.9%
% of Patients satisfied with the dentistry they have received	2	2	N/A	91.6%	90.4%	93.2%
% of Patients satisfied with the time they had to wait for an appointment	2	2	N/A	88.0%	85.3%	88.8%

* This is based on patients treated on this contract for their most recent course of treatment. Figures in italics indicate the base number of FP17s or Patient Questionnaire responses are less than 100. N/A is shown where the base number of responses is less than 10 during the period. % is calculated as Quantity/Base number*100

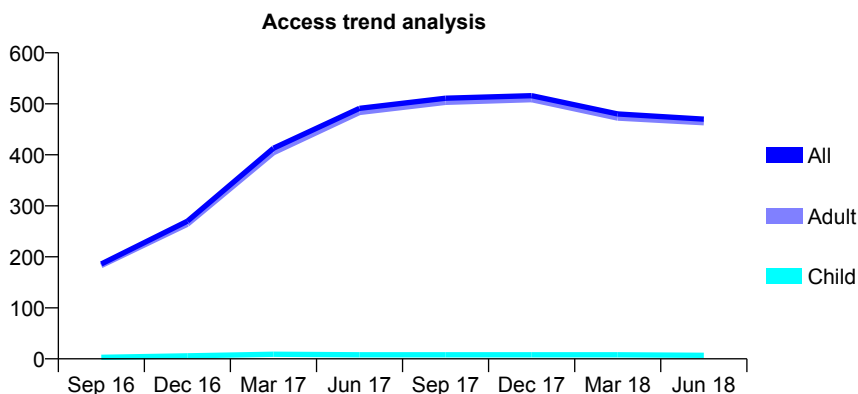
Q63 - Vital Signs At a Glance Contract Report for 740373/0002 - June 2018

Name or company name	MR J PATEL
Contract type name	PDS Contract
Purpose of contract	General
Contract start date	01/10/2007
Contract end date	30/06/2018

18/19 Contracted general activity (UDA)	424
Carry forward general activity (UDA)	0
18/19 Contracted orthodontic activity (UOA)	0
Carry forward orthodontic activity (UOA)	0
Baseline contract value	£19,741.46

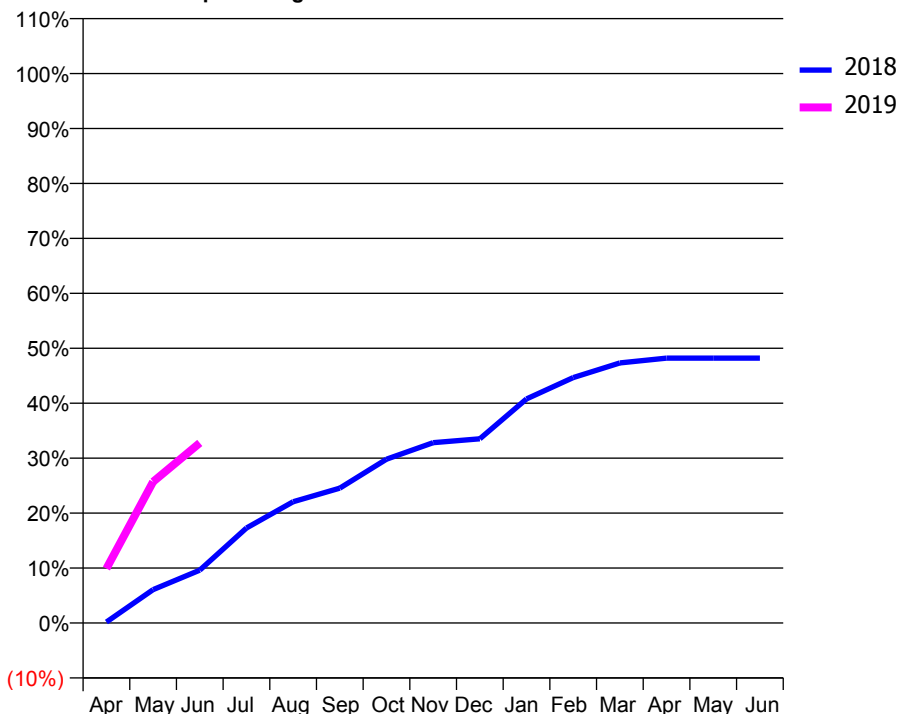
ACCESS*

Patients seen in 24 months	Total	Change since previous quarter
Quarter ending June 2017	491	
Quarter ending September 2017	511	↑
Quarter ending December 2017	516	→
Quarter ending March 2018	480	↓
Quarter ending June 2018	470	↓
Variance since June 2017	(4.3%)	↓



ACTIVITY

Cumulative percentage of contracted UDA delivered 2018 & 2019



Month	Adjusted Scheduled Activity (UDA)	
	2018	2019
April	3	42
May	103	109
June	163	139
July	293	
August	374	
September	416	
October	505	
November	556	
December	568	
January	691	
February	757	
March	802	
April	817	
May	817	
June	817	

QUALITY

	Quantity	Base Number	Contract	AT	Region	England
% of FP17s for the same patient ID Re-attending within 3 months - Children	0	1	0.0%	9.8%	11.5%	11.5%
% of FP17s for the same patient ID Re-attending within 3 months - Adults	0	51	0.0%	15.4%	16.6%	15.4%
% of FP17s for the same patient ID Re-attending between 3 & 9 months - Children	0	1	0.0%	49.2%	48.8%	58.9%
% of FP17s for the same patient ID Re-attending between 3 & 9 months - Adults	0	51	0.0%	39.1%	39.3%	51.6%
% of FP17s for Band 1 Urgent Courses	0	47	0.0%	10.0%	10.6%	8.9%
% of FP17s Relating to Free Repair or Replacements	0	47	0.0%	0.6%	0.5%	0.8%
% of FP17s Relating to Continuations	0	47	0.0%	0.9%	0.7%	0.9%
% of Patients satisfied with the dentistry they have received	0	0	N/A	91.6%	90.4%	93.2%
% of Patients satisfied with the time they had to wait for an appointment	0	0	N/A	88.0%	85.3%	88.8%

* This is based on patients treated on this contract for their most recent course of treatment. Figures in italics indicate the base number of FP17s or Patient Questionnaire responses are less than 100. N/A is shown where the base number of responses is less than 10 during the period. % is calculated as Quantity/Base number*100

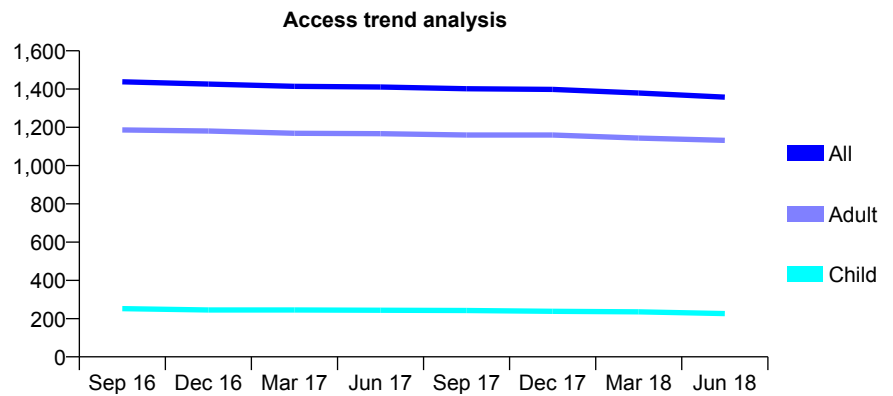
Q63 - Vital Signs At a Glance Contract Report for 740438/0001 - June 2018

Name or company name	MR K SINGH
Contract type name	GDS Contract
Purpose of contract	General
Contract start date	01/04/2006
Contract end date	

18/19 Contracted general activity (UDA)	7,307
Carry forward general activity (UDA)	0
18/19 Contracted orthodontic activity (UOA)	0
Carry forward orthodontic activity (UOA)	0
Baseline contract value	£181,015.37

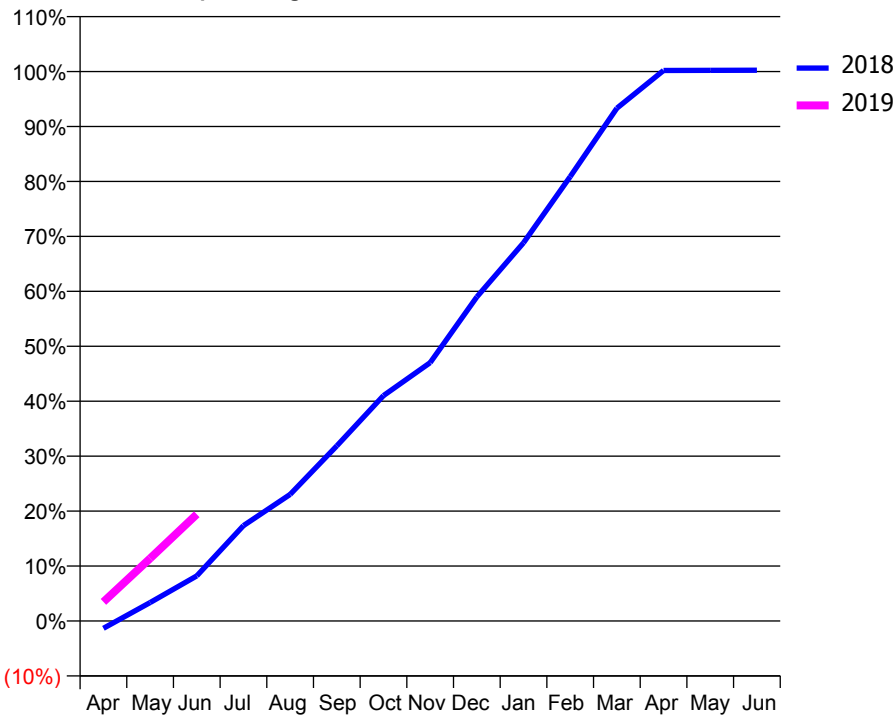
ACCESS*

Patients seen in 24 months	Total	Change since previous quarter
Quarter ending June 2017	1,411	
Quarter ending September 2017	1,402	→
Quarter ending December 2017	1,398	→
Quarter ending March 2018	1,379	↓
Quarter ending June 2018	1,358	↓
Variance since June 2017	(3.8%)	↓



ACTIVITY

Cumulative percentage of contracted UDA delivered 2018 & 2019



Month	Adjusted Scheduled Activity (UDA)	
	2018	2019
April	-98	255
May	246	832
June	600	1,419
July	1,269	
August	1,683	
September	2,330	
October	2,998	
November	3,435	
December	4,309	
January	5,029	
February	5,910	
March	6,820	
April	7,321	
May	7,322	
June	7,325	

QUALITY

	Quantity	Base Number	Contract	AT	Region	England
% of FP17s for the same patient ID Re-attending within 3 months - Children	10	99	10.1%	9.8%	11.5%	11.5%
% of FP17s for the same patient ID Re-attending within 3 months - Adults	86	432	19.9%	15.4%	16.6%	15.4%
% of FP17s for the same patient ID Re-attending between 3 & 9 months - Children	80	99	80.8%	49.2%	48.8%	58.9%
% of FP17s for the same patient ID Re-attending between 3 & 9 months - Adults	284	432	65.7%	39.1%	39.3%	51.6%
% of FP17s for Band 1 Urgent Courses	23	399	5.8%	10.0%	10.6%	8.9%
% of FP17s Relating to Free Repair or Replacements	15	399	3.8%	0.6%	0.5%	0.8%
% of FP17s Relating to Continuations	16	399	4.0%	0.9%	0.7%	0.9%
% of Patients satisfied with the dentistry they have received	1	1	N/A	91.6%	90.4%	93.2%
% of Patients satisfied with the time they had to wait for an appointment	1	1	N/A	88.0%	85.3%	88.8%

* This is based on patients treated on this contract for their most recent course of treatment. Figures in italics indicate the base number of FP17s or Patient Questionnaire responses are less than 100. N/A is shown where the base number of responses is less than 10 during the period. % is calculated as Quantity/Base number*100

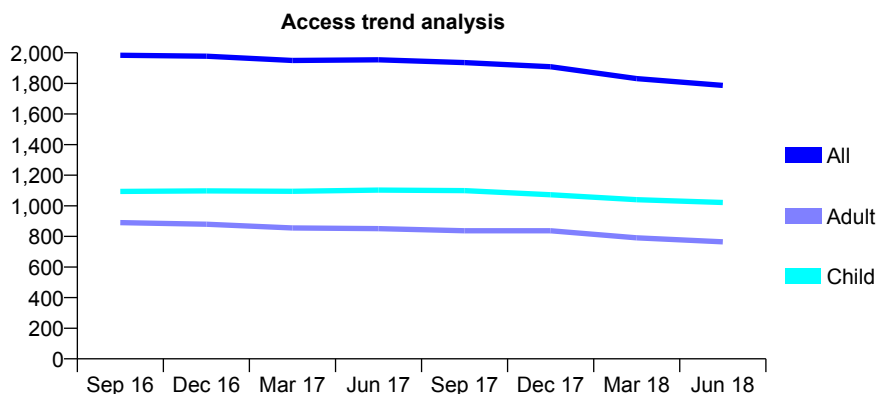
Q63 - Vital Signs At a Glance Contract Report for 741299/0002 - June 2018

Name or company name	MISS DH QUIGLEY
Contract type name	GDS Contract
Purpose of contract	General
Contract start date	01/04/2006
Contract end date	

18/19 Contracted general activity (UDA)	6,000
Carry forward general activity (UDA)	0
18/19 Contracted orthodontic activity (UOA)	0
Carry forward orthodontic activity (UOA)	0
Baseline contract value	£158,200.00

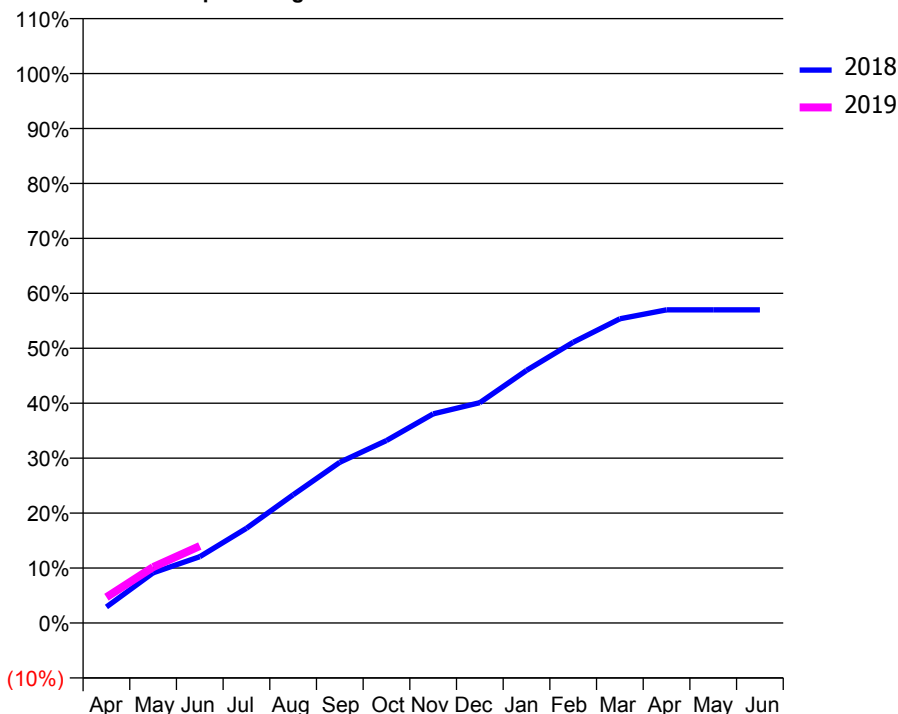
ACCESS*

Patients seen in 24 months	Total	Change since previous quarter
Quarter ending June 2017	1,954	
Quarter ending September 2017	1,936	→
Quarter ending December 2017	1,909	↓
Quarter ending March 2018	1,831	↓
Quarter ending June 2018	1,787	↓
Variance since June 2017	(8.5%)	↓



ACTIVITY

Cumulative percentage of contracted UDA delivered 2018 & 2019



Adjusted Scheduled Activity (UDA)

Month	2018	2019
April	197	282
May	615	611
June	811	841
July	1,158	
August	1,568	
September	1,965	
October	2,231	
November	2,557	
December	2,694	
January	3,089	
February	3,433	
March	3,719	
April	3,829	
May	3,829	
June	3,829	

QUALITY

	Quantity	Base Number	Contract	AT	Region	England
% of FP17s for the same patient ID Re-attending within 3 months - Children	25	303	8.3%	9.8%	11.5%	11.5%
% of FP17s for the same patient ID Re-attending within 3 months - Adults	40	188	21.3%	15.4%	16.6%	15.4%
% of FP17s for the same patient ID Re-attending between 3 & 9 months - Children	144	303	47.5%	49.2%	48.8%	58.9%
% of FP17s for the same patient ID Re-attending between 3 & 9 months - Adults	60	188	31.9%	39.1%	39.3%	51.6%
% of FP17s for Band 1 Urgent Courses	70	427	16.4%	10.0%	10.6%	8.9%
% of FP17s Relating to Free Repair or Replacements	0	427	0.0%	0.6%	0.5%	0.8%
% of FP17s Relating to Continuations	1	427	0.2%	0.9%	0.7%	0.9%
% of Patients satisfied with the dentistry they have received	0	0	N/A	91.6%	90.4%	93.2%
% of Patients satisfied with the time they had to wait for an appointment	0	0	N/A	88.0%	85.3%	88.8%

* This is based on patients treated on this contract for their most recent course of treatment. Figures in italics indicate the base number of FP17s or Patient Questionnaire responses are less than 100. N/A is shown where the base number of responses is less than 10 during the period. % is calculated as Quantity/Base number*100

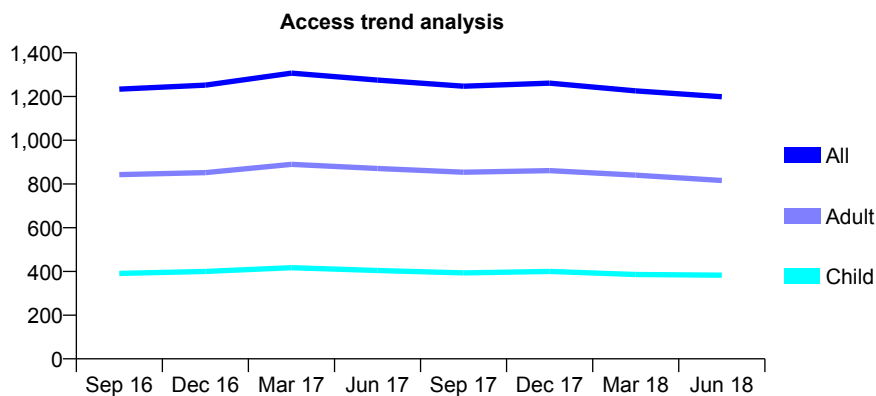
Q63 - Vital Signs At a Glance Contract Report for 742066/0001 - June 2018

Name or company name	MISS S GAJREE
Contract type name	GDS Contract
Purpose of contract	General
Contract start date	01/04/2006
Contract end date	

18/19 Contracted general activity (UDA)	4,621
Carry forward general activity (UDA)	0
18/19 Contracted orthodontic activity (UOA)	0
Carry forward orthodontic activity (UOA)	0
Baseline contract value	£134,366.66

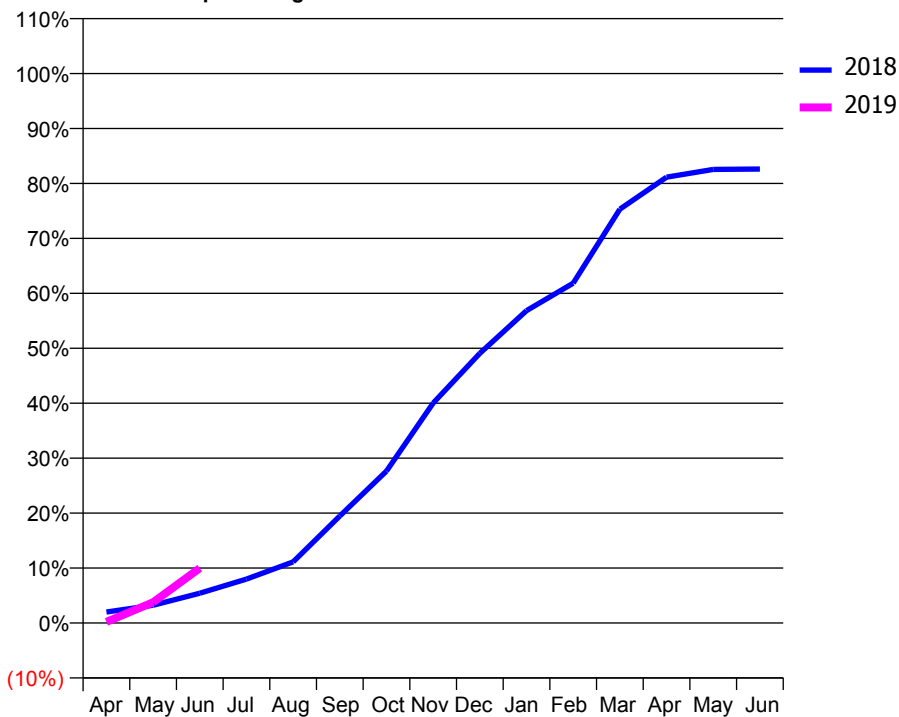
ACCESS*

Patients seen in 24 months	Total	Change since previous quarter
Quarter ending June 2017	1,275	
Quarter ending September 2017	1,247	↓
Quarter ending December 2017	1,261	→
Quarter ending March 2018	1,226	↓
Quarter ending June 2018	1,199	↓
Variance since June 2017	(6.0%)	↓



ACTIVITY

Cumulative percentage of contracted UDA delivered 2018 & 2019



Adjusted Scheduled Activity (UDA)

Month	2018	2019
April	92	10
May	150	174
June	251	462
July	369	
August	514	
September	900	
October	1,277	
November	1,850	
December	2,268	
January	2,627	
February	2,858	
March	3,480	
April	3,749	
May	3,814	
June	3,817	

QUALITY

	Quantity	Base Number	Contract	AT	Region	England
% of FP17s for the same patient ID Re-attending within 3 months - Children	4	70	5.7%	9.8%	11.5%	11.5%
% of FP17s for the same patient ID Re-attending within 3 months - Adults	23	190	12.1%	15.4%	16.6%	15.4%
% of FP17s for the same patient ID Re-attending between 3 & 9 months - Children	28	70	40.0%	49.2%	48.8%	58.9%
% of FP17s for the same patient ID Re-attending between 3 & 9 months - Adults	92	190	48.4%	39.1%	39.3%	51.6%
% of FP17s for Band 1 Urgent Courses	24	180	13.3%	10.0%	10.6%	8.9%
% of FP17s Relating to Free Repair or Replacements	0	180	0.0%	0.6%	0.5%	0.8%
% of FP17s Relating to Continuations	1	180	0.6%	0.9%	0.7%	0.9%
% of Patients satisfied with the dentistry they have received	1	1	N/A	91.6%	90.4%	93.2%
% of Patients satisfied with the time they had to wait for an appointment	1	1	N/A	88.0%	85.3%	88.8%

* This is based on patients treated on this contract for their most recent course of treatment. Figures in italics indicate the base number of FP17s or Patient Questionnaire responses are less than 100. N/A is shown where the base number of responses is less than 10 during the period. % is calculated as Quantity/Base number*100

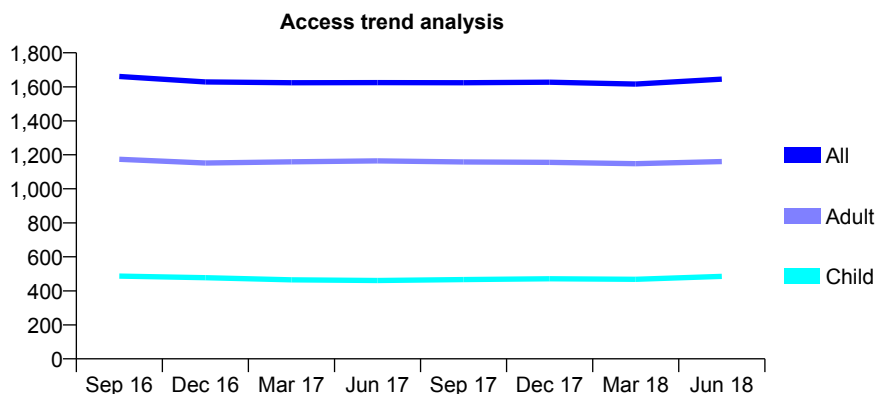
Q63 - Vital Signs At a Glance Contract Report for 745022/0001 - June 2018

Name or company name	MR NH DOUGLAS
Contract type name	GDS Contract
Purpose of contract	General
Contract start date	01/04/2006
Contract end date	

18/19 Contracted general activity (UDA)	5,200
Carry forward general activity (UDA)	0
18/19 Contracted orthodontic activity (UOA)	0
Carry forward orthodontic activity (UOA)	0
Baseline contract value	£122,244.84

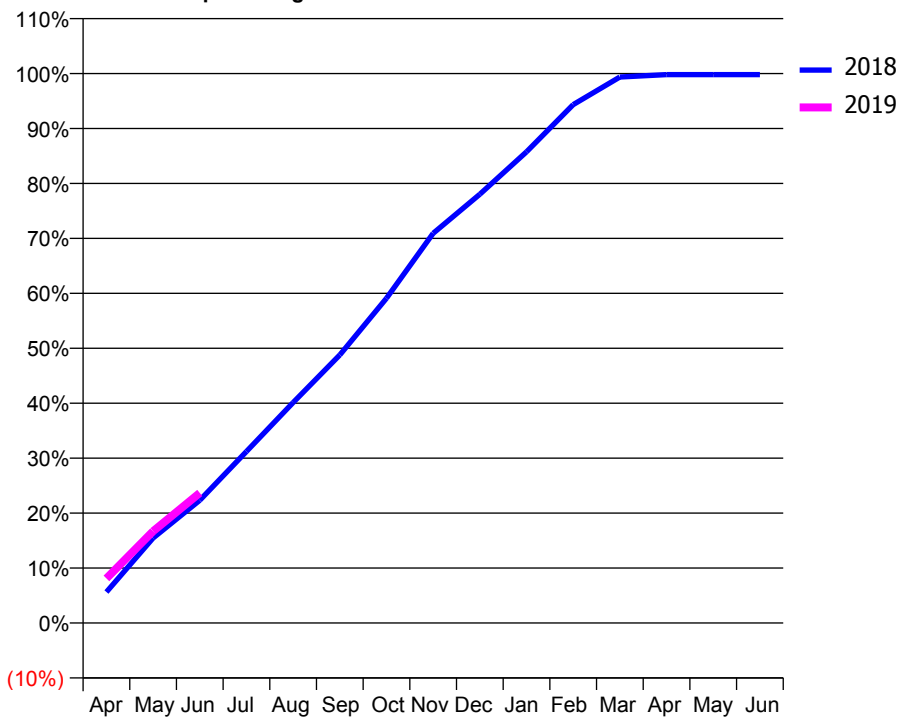
ACCESS*

Patients seen in 24 months	Total	Change since previous quarter
Quarter ending June 2017	1,625	
Quarter ending September 2017	1,624	→
Quarter ending December 2017	1,627	→
Quarter ending March 2018	1,616	→
Quarter ending June 2018	1,645	→
Variance since June 2017	1.2%	→



ACTIVITY

Cumulative percentage of contracted UDA delivered 2018 & 2019



Month	Adjusted Scheduled Activity (UDA)	
	2018	2019
April	293	422
May	804	868
June	1,161	1,231
July	1,623	
August	2,087	
September	2,537	
October	3,074	
November	3,688	
December	4,058	
January	4,459	
February	4,906	
March	5,166	
April	5,190	
May	5,190	
June	5,190	

QUALITY

	Quantity	Base Number	Contract	AT	Region	England
% of FP17s for the same patient ID Re-attending within 3 months - Children	14	193	7.3%	9.8%	11.5%	11.5%
% of FP17s for the same patient ID Re-attending within 3 months - Adults	66	374	17.6%	15.4%	16.6%	15.4%
% of FP17s for the same patient ID Re-attending between 3 & 9 months - Children	108	193	56.0%	49.2%	48.8%	58.9%
% of FP17s for the same patient ID Re-attending between 3 & 9 months - Adults	212	374	56.7%	39.1%	39.3%	51.6%
% of FP17s for Band 1 Urgent Courses	28	548	5.1%	10.0%	10.6%	8.9%
% of FP17s Relating to Free Repair or Replacements	6	548	1.1%	0.6%	0.5%	0.8%
% of FP17s Relating to Continuations	16	548	2.9%	0.9%	0.7%	0.9%
% of Patients satisfied with the dentistry they have received	2	2	N/A	91.6%	90.4%	93.2%
% of Patients satisfied with the time they had to wait for an appointment	2	2	N/A	88.0%	85.3%	88.8%

* This is based on patients treated on this contract for their most recent course of treatment. Figures in italics indicate the base number of FP17s or Patient Questionnaire responses are less than 100. N/A is shown where the base number of responses is less than 10 during the period. % is calculated as Quantity/Base number*100

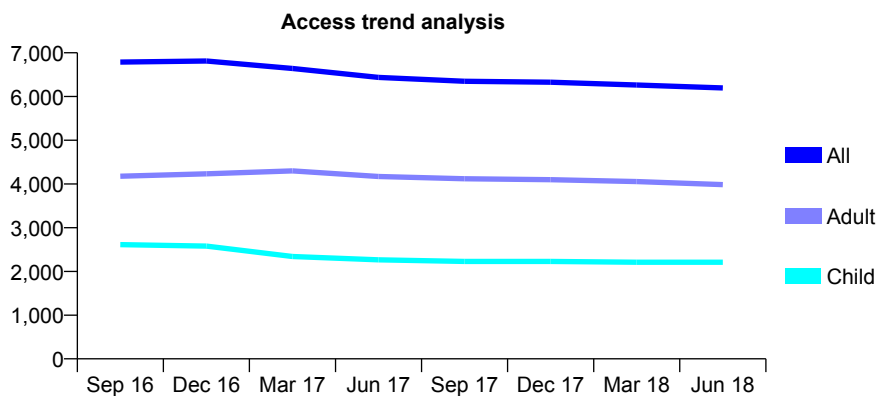
Q63 - Vital Signs At a Glance Contract Report for 746584/0001 - June 2018

Name or company name	MR N KARIA
Contract type name	GDS Contract
Purpose of contract	General
Contract start date	01/04/2006
Contract end date	

18/19 Contracted general activity (UDA)	16,350
Carry forward general activity (UDA)	0
18/19 Contracted orthodontic activity (UOA)	0
Carry forward orthodontic activity (UOA)	0
Baseline contract value	£473,024.69

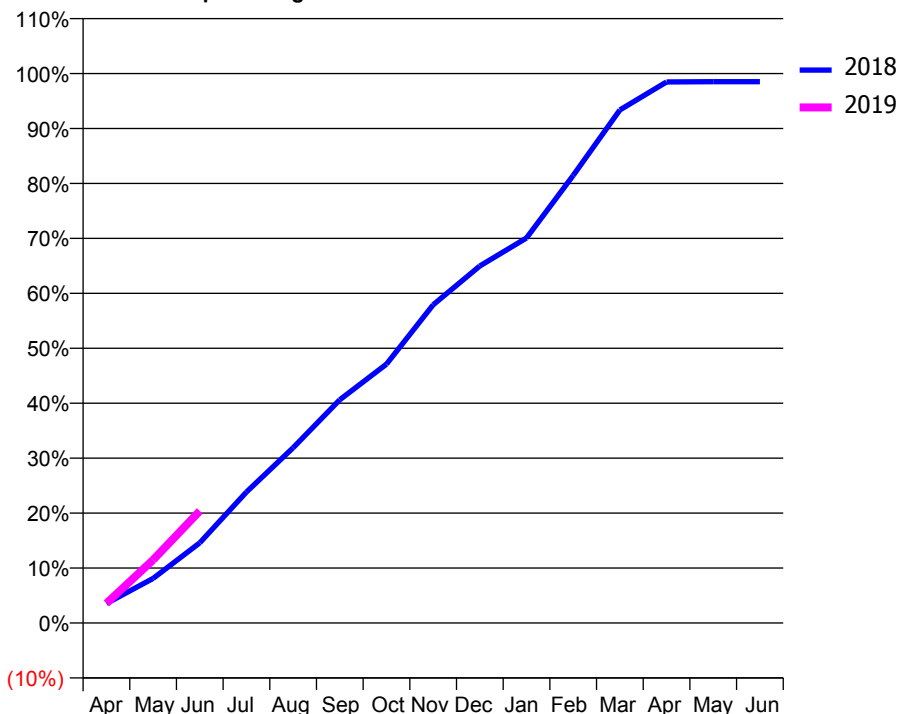
ACCESS*

Patients seen in 24 months	Total	Change since previous quarter
Quarter ending June 2017	6,437	
Quarter ending September 2017	6,348	↓
Quarter ending December 2017	6,328	→
Quarter ending March 2018	6,264	↓
Quarter ending June 2018	6,195	↓
Variance since June 2017	(3.8%)	↓



ACTIVITY

Cumulative percentage of contracted UDA delivered 2018 & 2019



Month	Adjusted Scheduled Activity (UDA)	
	2018	2019
April	583	585
May	1,326	1,881
June	2,385	3,336
July	3,899	
August	5,217	
September	6,644	
October	7,703	
November	9,468	
December	10,622	
January	11,458	
February	13,317	
March	15,266	
April	16,099	
May	16,108	
June	16,108	

QUALITY

	Quantity	Base Number	Contract	AT	Region	England
% of FP17s for the same patient ID Re-attending within 3 months - Children	64	573	11.2%	9.8%	11.5%	11.5%
% of FP17s for the same patient ID Re-attending within 3 months - Adults	176	962	18.3%	15.4%	16.6%	15.4%
% of FP17s for the same patient ID Re-attending between 3 & 9 months - Children	205	573	35.8%	49.2%	48.8%	58.9%
% of FP17s for the same patient ID Re-attending between 3 & 9 months - Adults	363	962	37.7%	39.1%	39.3%	51.6%
% of FP17s for Band 1 Urgent Courses	159	1,223	13.0%	10.0%	10.6%	8.9%
% of FP17s Relating to Free Repair or Replacements	5	1,223	0.4%	0.6%	0.5%	0.8%
% of FP17s Relating to Continuations	16	1,223	1.3%	0.9%	0.7%	0.9%
% of Patients satisfied with the dentistry they have received	2	3	N/A	91.6%	90.4%	93.2%
% of Patients satisfied with the time they had to wait for an appointment	3	3	N/A	88.0%	85.3%	88.8%

* This is based on patients treated on this contract for their most recent course of treatment. Figures in italics indicate the base number of FP17s or Patient Questionnaire responses are less than 100. N/A is shown where the base number of responses is less than 10 during the period. % is calculated as Quantity/Base number*100

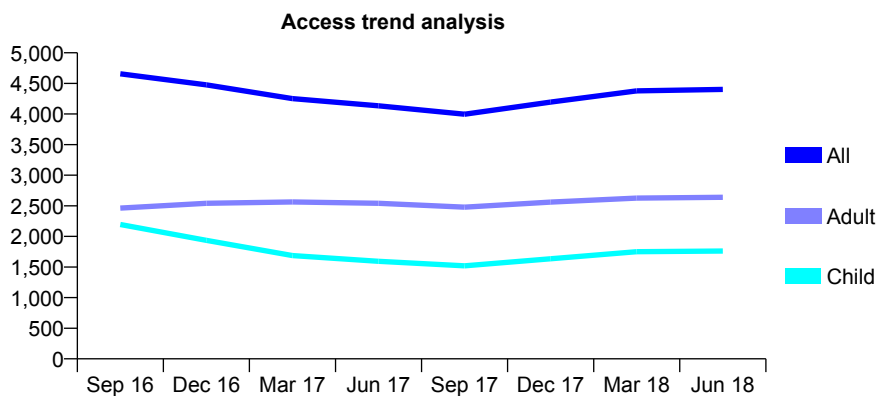
Q63 - Vital Signs At a Glance Contract Report for 746584/0004 - June 2018

Name or company name	MR N KARIA
Contract type name	GDS Contract
Purpose of contract	General
Contract start date	01/04/2006
Contract end date	

18/19 Contracted general activity (UDA)	11,787
Carry forward general activity (UDA)	0
18/19 Contracted orthodontic activity (UOA)	0
Carry forward orthodontic activity (UOA)	0
Baseline contract value	£305,784.67

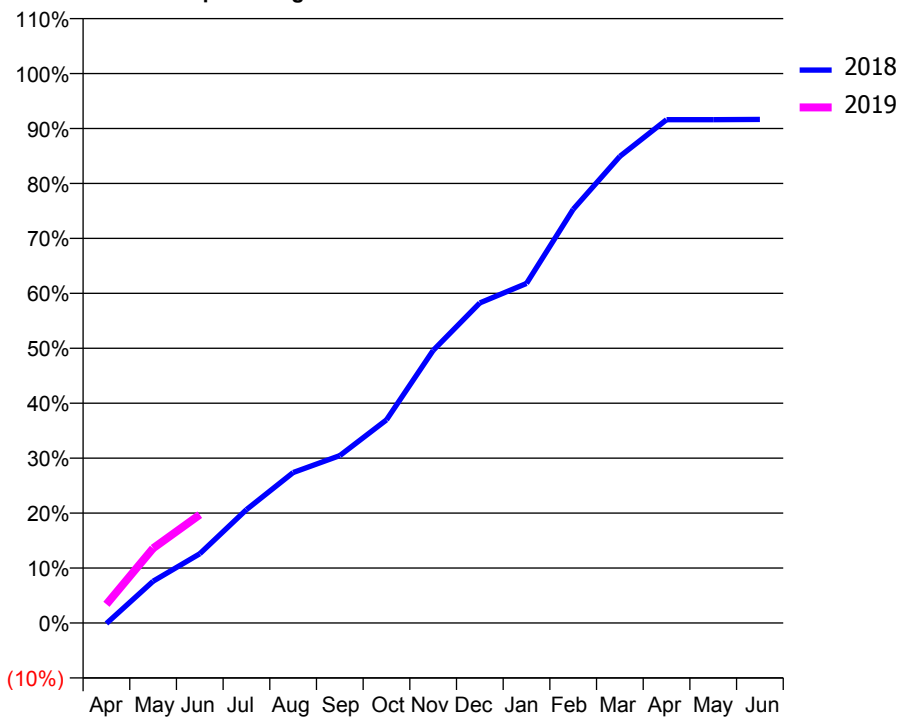
ACCESS*

Patients seen in 24 months	Total	Change since previous quarter
Quarter ending June 2017	4,135	
Quarter ending September 2017	3,997	↓
Quarter ending December 2017	4,195	↑
Quarter ending March 2018	4,377	↑
Quarter ending June 2018	4,401	→
Variance since June 2017	6.4%	↑



ACTIVITY

Cumulative percentage of contracted UDA delivered 2018 & 2019



Month	Adjusted Scheduled Activity (UDA)	
	2018	2019
April	-12	402
May	898	1,602
June	1,487	2,323
July	2,432	
August	3,227	
September	3,590	
October	4,357	
November	5,847	
December	6,867	
January	7,285	
February	8,874	
March	10,009	
April	10,797	
May	10,797	
June	10,802	

QUALITY

	Quantity	Base Number	Contract	AT	Region	England
% of FP17s for the same patient ID Re-attending within 3 months - Children	25	488	5.1%	9.8%	11.5%	11.5%
% of FP17s for the same patient ID Re-attending within 3 months - Adults	161	920	17.5%	15.4%	16.6%	15.4%
% of FP17s for the same patient ID Re-attending between 3 & 9 months - Children	286	488	58.6%	49.2%	48.8%	58.9%
% of FP17s for the same patient ID Re-attending between 3 & 9 months - Adults	452	920	49.1%	39.1%	39.3%	51.6%
% of FP17s for Band 1 Urgent Courses	115	1,146	10.0%	10.0%	10.6%	8.9%
% of FP17s Relating to Free Repair or Replacements	1	1,146	0.1%	0.6%	0.5%	0.8%
% of FP17s Relating to Continuations	8	1,146	0.7%	0.9%	0.7%	0.9%
% of Patients satisfied with the dentistry they have received	1	1	N/A	91.6%	90.4%	93.2%
% of Patients satisfied with the time they had to wait for an appointment	1	1	N/A	88.0%	85.3%	88.8%

* This is based on patients treated on this contract for their most recent course of treatment. Figures in italics indicate the base number of FP17s or Patient Questionnaire responses are less than 100. N/A is shown where the base number of responses is less than 10 during the period. % is calculated as Quantity/Base number*100

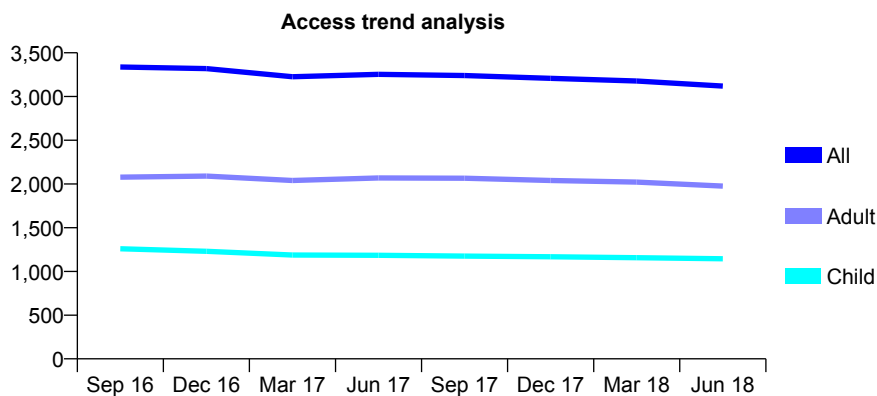
Q63 - Vital Signs At a Glance Contract Report for 748587/0001 - June 2018

Name or company name	MISS KD MCLAREN
Contract type name	GDS Contract
Purpose of contract	General
Contract start date	01/04/2006
Contract end date	

18/19 Contracted general activity (UDA)	5,992
Carry forward general activity (UDA)	0
18/19 Contracted orthodontic activity (UOA)	0
Carry forward orthodontic activity (UOA)	0
Baseline contract value	£137,621.74

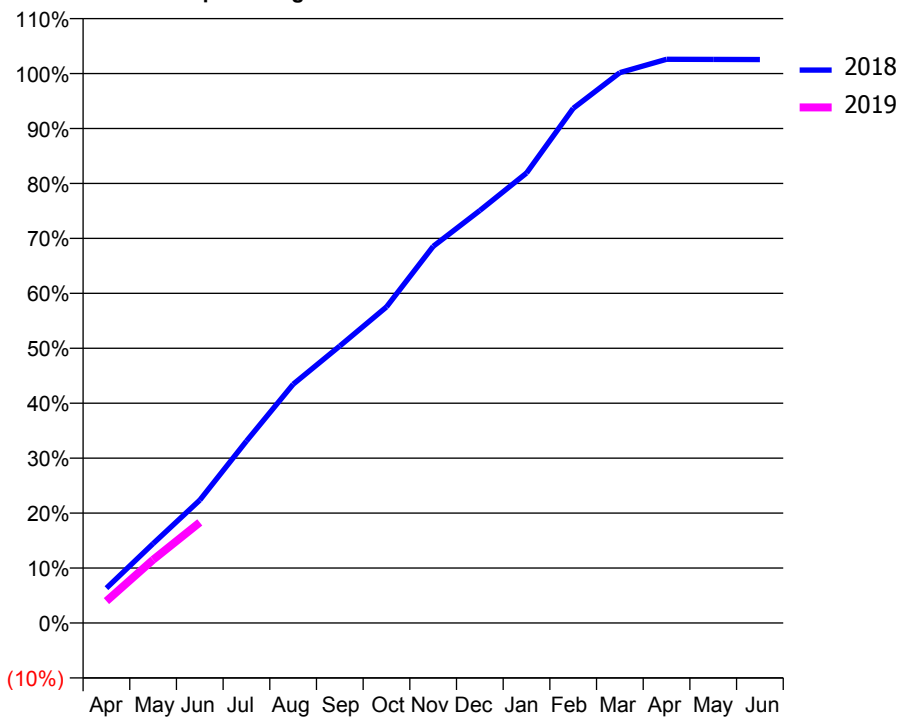
ACCESS*

Patients seen in 24 months	Total	Change since previous quarter
Quarter ending June 2017	3,253	
Quarter ending September 2017	3,240	→
Quarter ending December 2017	3,208	→
Quarter ending March 2018	3,177	→
Quarter ending June 2018	3,120	↓
Variance since June 2017	(4.1%)	↓



ACTIVITY

Cumulative percentage of contracted UDA delivered 2018 & 2019



Adjusted Scheduled Activity (UDA)

Month	2018	2019
April	380	239
May	866	691
June	1,340	1,097
July	1,984	
August	2,603	
September	3,020	
October	3,447	
November	4,107	
December	4,499	
January	4,907	
February	5,612	
March	6,002	
April	6,147	
May	6,146	
June	6,145	

QUALITY

	Quantity	Base Number	Contract	AT	Region	England
% of FP17s for the same patient ID Re-attending within 3 months - Children	8	340	2.4%	9.8%	11.5%	11.5%
% of FP17s for the same patient ID Re-attending within 3 months - Adults	30	370	8.1%	15.4%	16.6%	15.4%
% of FP17s for the same patient ID Re-attending between 3 & 9 months - Children	206	340	60.6%	49.2%	48.8%	58.9%
% of FP17s for the same patient ID Re-attending between 3 & 9 months - Adults	148	370	40.0%	39.1%	39.3%	51.6%
% of FP17s for Band 1 Urgent Courses	34	624	5.4%	10.0%	10.6%	8.9%
% of FP17s Relating to Free Repair or Replacements	3	624	0.5%	0.6%	0.5%	0.8%
% of FP17s Relating to Continuations	0	624	0.0%	0.9%	0.7%	0.9%
% of Patients satisfied with the dentistry they have received	1	1	N/A	91.6%	90.4%	93.2%
% of Patients satisfied with the time they had to wait for an appointment	0	1	N/A	88.0%	85.3%	88.8%

* This is based on patients treated on this contract for their most recent course of treatment. Figures in italics indicate the base number of FP17s or Patient Questionnaire responses are less than 100. N/A is shown where the base number of responses is less than 10 during the period. % is calculated as Quantity/Base number*100

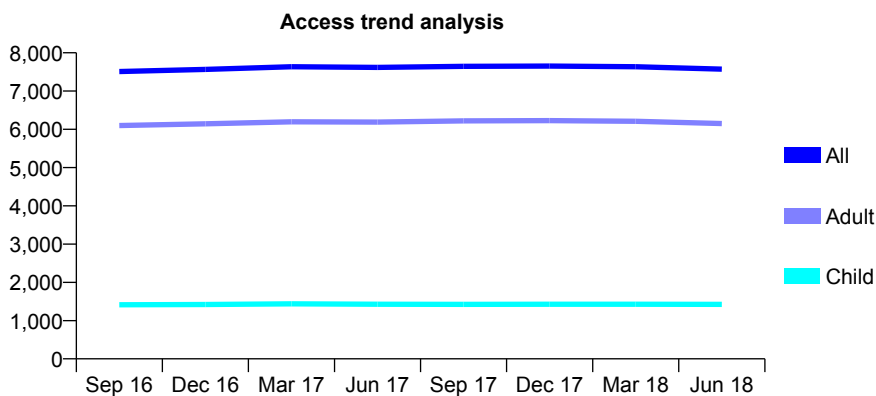
Q63 - Vital Signs At a Glance Contract Report for 752304/0002 - June 2018

Name or company name	MR MS DARR
Contract type name	GDS Contract
Purpose of contract	General
Contract start date	01/01/2007
Contract end date	

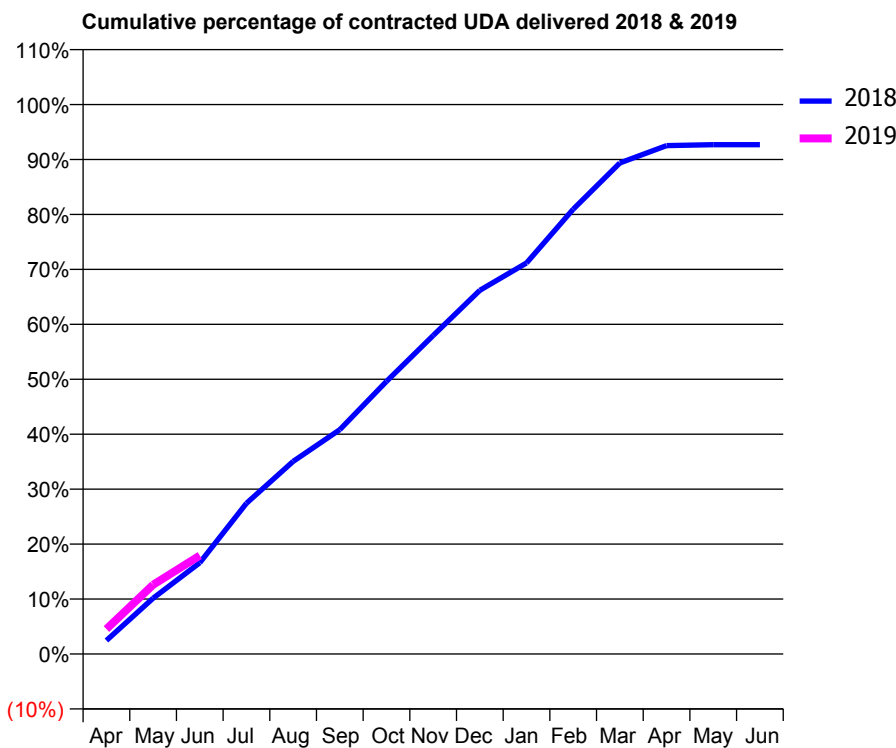
18/19 Contracted general activity (UDA)	21,659
Carry forward general activity (UDA)	0
18/19 Contracted orthodontic activity (UOA)	0
Carry forward orthodontic activity (UOA)	0
Baseline contract value	£564,083.20

ACCESS*

Patients seen in 24 months	Total	Change since previous quarter
Quarter ending June 2017	7,618	
Quarter ending September 2017	7,645	→
Quarter ending December 2017	7,652	→
Quarter ending March 2018	7,637	→
Quarter ending June 2018	7,574	→
Variance since June 2017	(0.6%)	→



ACTIVITY



Month	Adjusted Scheduled Activity (UDA)	
	2018	2019
April	532	986
May	2,202	2,732
June	3,598	3,879
July	5,942	
August	7,591	
September	8,842	
October	10,745	
November	12,554	
December	14,337	
January	15,414	
February	17,531	
March	19,353	
April	20,037	
May	20,076	
June	20,076	

QUALITY

	Quantity	Base Number	Contract	AT	Region	England
% of FP17s for the same patient ID Re-attending within 3 months - Children	26	417	6.2%	9.8%	11.5%	11.5%
% of FP17s for the same patient ID Re-attending within 3 months - Adults	225	1,752	12.8%	15.4%	16.6%	15.4%
% of FP17s for the same patient ID Re-attending between 3 & 9 months - Children	152	417	36.5%	49.2%	48.8%	58.9%
% of FP17s for the same patient ID Re-attending between 3 & 9 months - Adults	701	1,752	40.0%	39.1%	39.3%	51.6%
% of FP17s for Band 1 Urgent Courses	120	1,863	6.4%	10.0%	10.6%	8.9%
% of FP17s Relating to Free Repair or Replacements	23	1,863	1.2%	0.6%	0.5%	0.8%
% of FP17s Relating to Continuations	22	1,863	1.2%	0.9%	0.7%	0.9%
% of Patients satisfied with the dentistry they have received	4	5	N/A	91.6%	90.4%	93.2%
% of Patients satisfied with the time they had to wait for an appointment	4	5	N/A	88.0%	85.3%	88.8%

* This is based on patients treated on this contract for their most recent course of treatment. Figures in italics indicate the base number of FP17s or Patient Questionnaire responses are less than 100. N/A is shown where the base number of responses is less than 10 during the period. % is calculated as Quantity/Base number*100

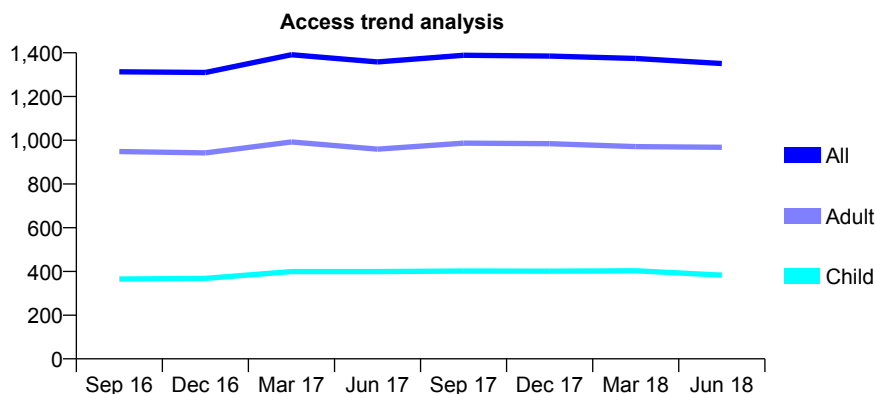
Q63 - Vital Signs At a Glance Contract Report for 753610/0002 - June 2018

Name or company name	MRS MC HASOON
Contract type name	GDS Contract
Purpose of contract	General
Contract start date	09/03/2007
Contract end date	

18/19 Contracted general activity (UDA)	3,482
Carry forward general activity (UDA)	0
18/19 Contracted orthodontic activity (UOA)	0
Carry forward orthodontic activity (UOA)	0
Baseline contract value	£90,781.10

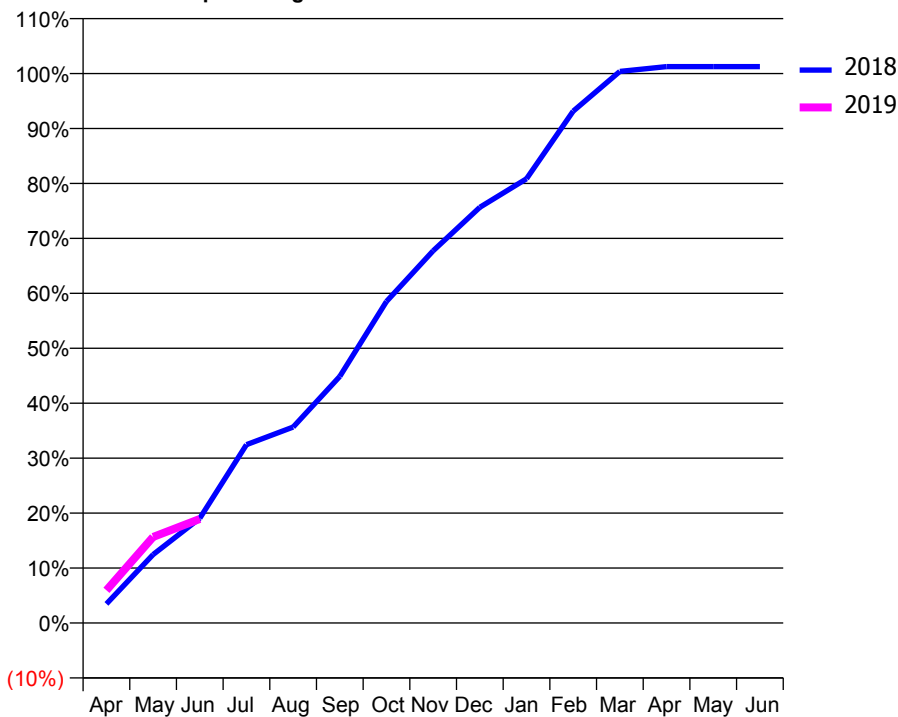
ACCESS*

Patients seen in 24 months	Total	Change since previous quarter
Quarter ending June 2017	1,358	
Quarter ending September 2017	1,389	↑
Quarter ending December 2017	1,385	→
Quarter ending March 2018	1,374	→
Quarter ending June 2018	1,351	↓
Variance since June 2017	(0.5%)	→



ACTIVITY

Cumulative percentage of contracted UDA delivered 2018 & 2019



Adjusted Scheduled Activity (UDA)

Month	2018	2019
April	121	208
May	434	546
June	664	659
July	1,130	
August	1,242	
September	1,562	
October	2,038	
November	2,359	
December	2,634	
January	2,815	
February	3,244	
March	3,496	
April	3,526	
May	3,526	
June	3,526	

QUALITY

	Quantity	Base Number	Contract	AT	Region	England
% of FP17s for the same patient ID Re-attending within 3 months - Children	5	82	6.1%	9.8%	11.5%	11.5%
% of FP17s for the same patient ID Re-attending within 3 months - Adults	20	209	9.6%	15.4%	16.6%	15.4%
% of FP17s for the same patient ID Re-attending between 3 & 9 months - Children	43	82	52.4%	49.2%	48.8%	58.9%
% of FP17s for the same patient ID Re-attending between 3 & 9 months - Adults	64	209	30.6%	39.1%	39.3%	51.6%
% of FP17s for Band 1 Urgent Courses	27	285	9.5%	10.0%	10.6%	8.9%
% of FP17s Relating to Free Repair or Replacements	2	285	0.7%	0.6%	0.5%	0.8%
% of FP17s Relating to Continuations	0	285	0.0%	0.9%	0.7%	0.9%
% of Patients satisfied with the dentistry they have received	3	3	N/A	91.6%	90.4%	93.2%
% of Patients satisfied with the time they had to wait for an appointment	3	3	N/A	88.0%	85.3%	88.8%

* This is based on patients treated on this contract for their most recent course of treatment. Figures in italics indicate the base number of FP17s or Patient Questionnaire responses are less than 100. N/A is shown where the base number of responses is less than 10 during the period. % is calculated as Quantity/Base number*100

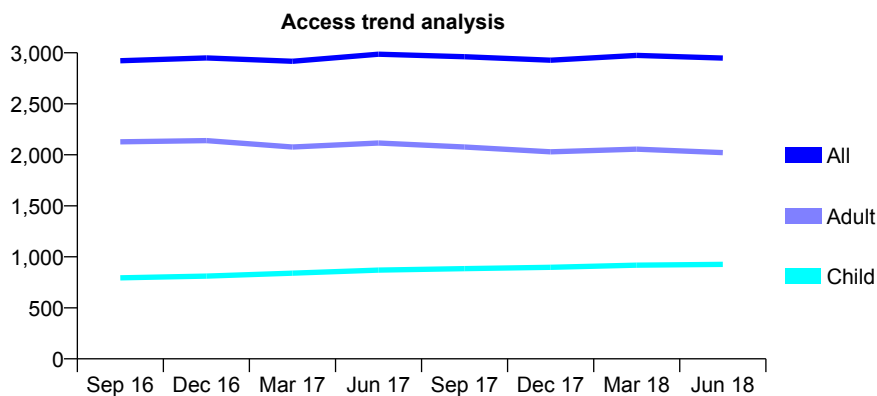
Q63 - Vital Signs At a Glance Contract Report for 753610/0003 - June 2018

Name or company name	MRS MC HASOON
Contract type name	GDS Contract
Purpose of contract	General
Contract start date	09/01/2013
Contract end date	

18/19 Contracted general activity (UDA)	7,224
Carry forward general activity (UDA)	0
18/19 Contracted orthodontic activity (UOA)	0
Carry forward orthodontic activity (UOA)	0
Baseline contract value	£185,739.84

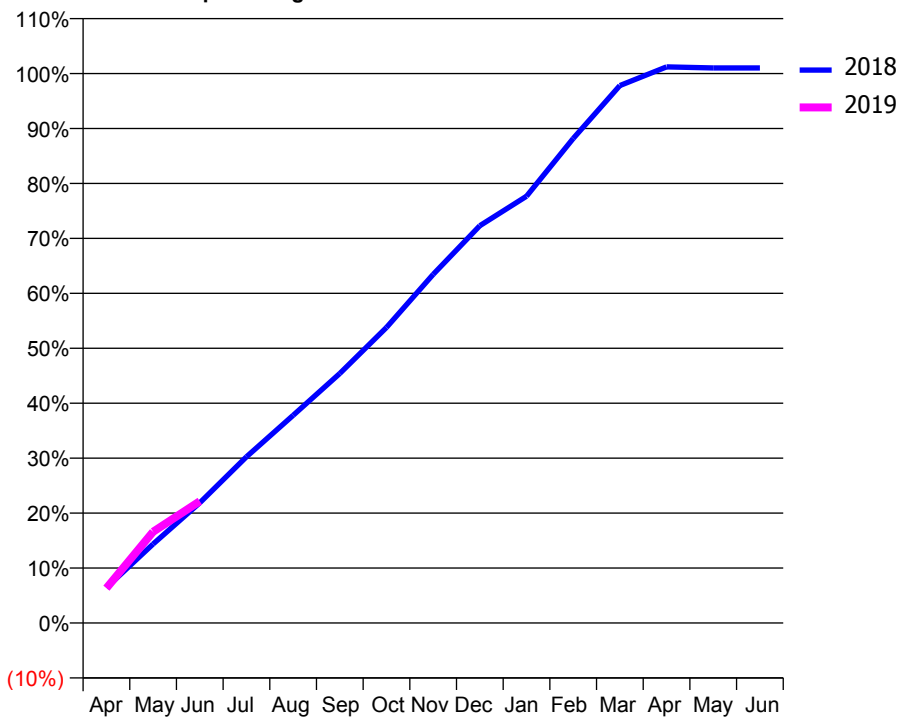
ACCESS*

Patients seen in 24 months	Total	Change since previous quarter
Quarter ending June 2017	2,986	
Quarter ending September 2017	2,961	→
Quarter ending December 2017	2,927	↓
Quarter ending March 2018	2,974	→
Quarter ending June 2018	2,948	→
Variance since June 2017	(1.3%)	↓



ACTIVITY

Cumulative percentage of contracted UDA delivered 2018 & 2019



Adjusted Scheduled Activity (UDA)

Month	2018	2019
April	466	458
May	1,039	1,201
June	1,580	1,602
July	2,186	
August	2,730	
September	3,282	
October	3,886	
November	4,584	
December	5,222	
January	5,610	
February	6,370	
March	7,066	
April	7,311	
May	7,298	
June	7,298	

QUALITY

	Quantity	Base Number	Contract	AT	Region	England
% of FP17s for the same patient ID Re-attending within 3 months - Children	11	280	3.9%	9.8%	11.5%	11.5%
% of FP17s for the same patient ID Re-attending within 3 months - Adults	51	497	10.3%	15.4%	16.6%	15.4%
% of FP17s for the same patient ID Re-attending between 3 & 9 months - Children	109	280	38.9%	49.2%	48.8%	58.9%
% of FP17s for the same patient ID Re-attending between 3 & 9 months - Adults	154	497	31.0%	39.1%	39.3%	51.6%
% of FP17s for Band 1 Urgent Courses	59	680	8.7%	10.0%	10.6%	8.9%
% of FP17s Relating to Free Repair or Replacements	3	680	0.4%	0.6%	0.5%	0.8%
% of FP17s Relating to Continuations	5	680	0.7%	0.9%	0.7%	0.9%
% of Patients satisfied with the dentistry they have received	1	1	N/A	91.6%	90.4%	93.2%
% of Patients satisfied with the time they had to wait for an appointment	1	1	N/A	88.0%	85.3%	88.8%

* This is based on patients treated on this contract for their most recent course of treatment. Figures in italics indicate the base number of FP17s or Patient Questionnaire responses are less than 100. N/A is shown where the base number of responses is less than 10 during the period. % is calculated as Quantity/Base number*100

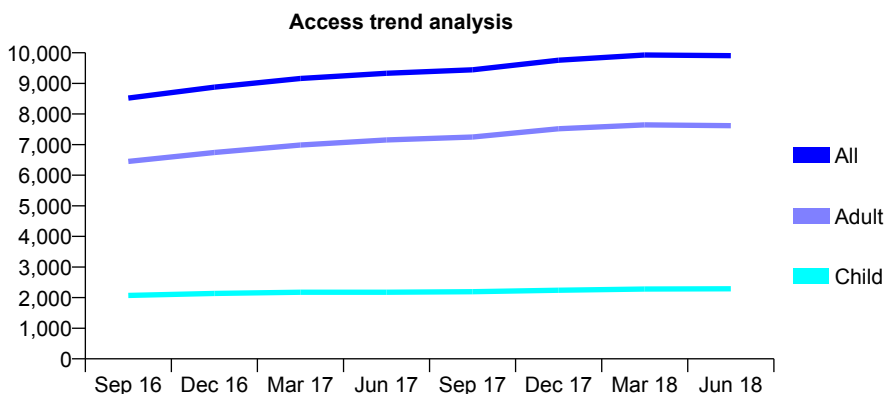
Q63 - Vital Signs At a Glance Contract Report for 762342/0001 - June 2018

Name or company name	MR D MOHAMMADI SOSHIK
Contract type name	GDS Contract
Purpose of contract	General
Contract start date	01/04/2006
Contract end date	

18/19 Contracted general activity (UDA)	32,064
Carry forward general activity (UDA)	0
18/19 Contracted orthodontic activity (UOA)	0
Carry forward orthodontic activity (UOA)	0
Baseline contract value	£895,564.79

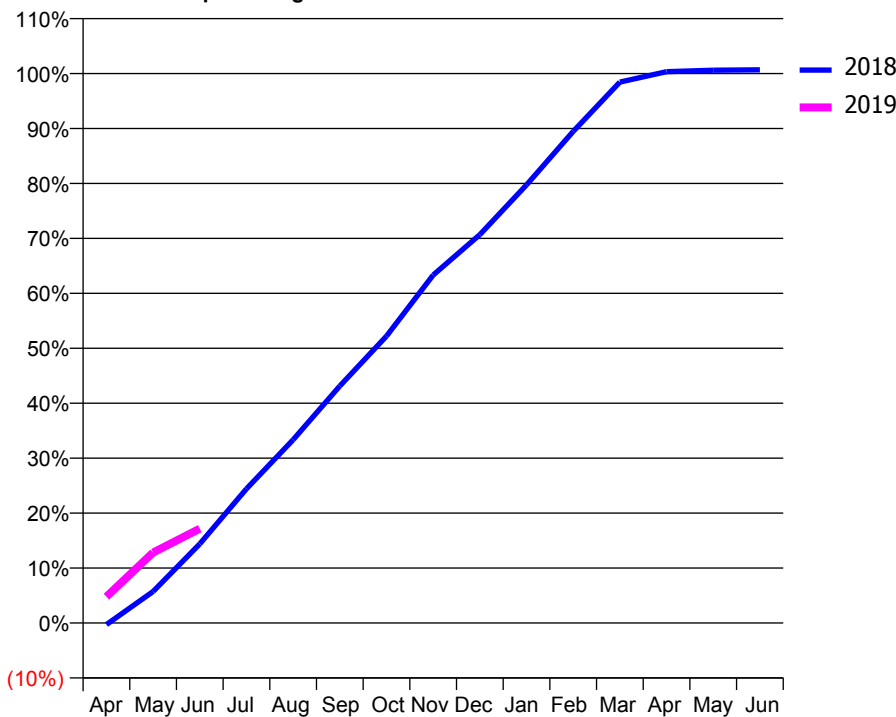
ACCESS*

Patients seen in 24 months	Total	Change since previous quarter
Quarter ending June 2017	9,329	
Quarter ending September 2017	9,445	→
Quarter ending December 2017	9,760	↑
Quarter ending March 2018	9,927	→
Quarter ending June 2018	9,908	→
Variance since June 2017	6.2%	↑



ACTIVITY

Cumulative percentage of contracted UDA delivered 2018 & 2019



Month	Adjusted Scheduled Activity (UDA)	
	2018	2019
April	-98	1,535
May	1,837	4,113
June	4,616	5,506
July	7,835	
August	10,694	
September	13,828	
October	16,741	
November	20,303	
December	22,660	
January	25,561	
February	28,684	
March	31,562	
April	32,171	
May	32,252	
June	32,282	

QUALITY

	Quantity	Base Number	Contract	AT	Region	England
% of FP17s for the same patient ID Re-attending within 3 months - Children	68	607	11.2%	9.8%	11.5%	11.5%
% of FP17s for the same patient ID Re-attending within 3 months - Adults	310	1,701	18.2%	15.4%	16.6%	15.4%
% of FP17s for the same patient ID Re-attending between 3 & 9 months - Children	255	607	42.0%	49.2%	48.8%	58.9%
% of FP17s for the same patient ID Re-attending between 3 & 9 months - Adults	636	1,701	37.4%	39.1%	39.3%	51.6%
% of FP17s for Band 1 Urgent Courses	376	2,011	18.7%	10.0%	10.6%	8.9%
% of FP17s Relating to Free Repair or Replacements	17	2,011	0.8%	0.6%	0.5%	0.8%
% of FP17s Relating to Continuations	19	2,011	0.9%	0.9%	0.7%	0.9%
% of Patients satisfied with the dentistry they have received	6	7	N/A	91.6%	90.4%	93.2%
% of Patients satisfied with the time they had to wait for an appointment	6	7	N/A	88.0%	85.3%	88.8%

* This is based on patients treated on this contract for their most recent course of treatment. Figures in italics indicate the base number of FP17s or Patient Questionnaire responses are less than 100. N/A is shown where the base number of responses is less than 10 during the period. % is calculated as Quantity/Base number*100

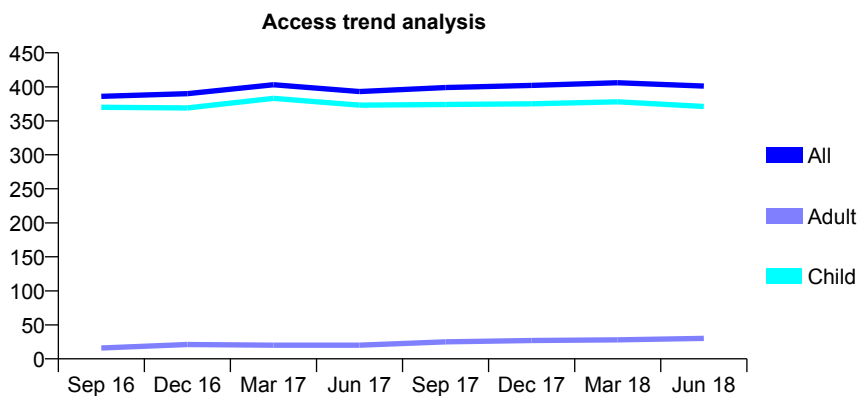
Q63 - Vital Signs At a Glance Contract Report for 764973/0001 - June 2018

Name or company name	MISS C PASE
Contract type name	GDS Contract
Purpose of contract	General
Contract start date	01/04/2006
Contract end date	

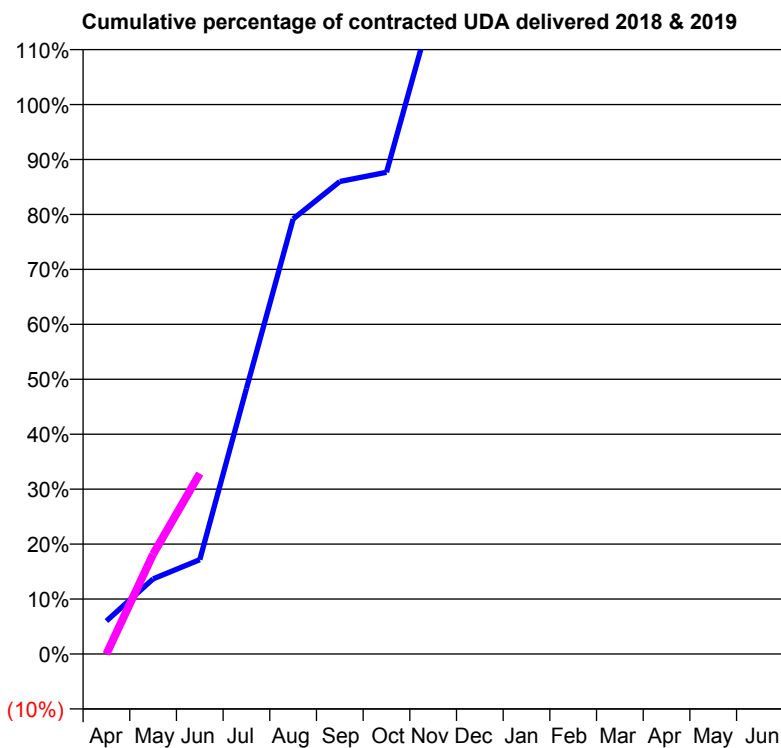
18/19 Contracted general activity (UDA)	600
Carry forward general activity (UDA)	0
18/19 Contracted orthodontic activity (UOA)	0
Carry forward orthodontic activity (UOA)	0
Baseline contract value	£14,190.54

ACCESS*

Patients seen in 24 months	Total	Change since previous quarter
Quarter ending June 2017	393	
Quarter ending September 2017	399	→
Quarter ending December 2017	402	→
Quarter ending March 2018	406	→
Quarter ending June 2018	401	↓
Variance since June 2017	2.0%	↑



ACTIVITY



Adjusted Scheduled Activity (UDA)		
Month	2018	2019
April	36	0
May	82	109
June	103	197
July	290	
August	475	
September	516	
October	526	
November	708	
December	739	
January	857	
February	857	
March	1,023	
April	1,102	
May	1,102	
June	1,102	

QUALITY

	Quantity	Base Number	Contract	AT	Region	England
% of FP17s for the same patient ID Re-attending within 3 months - Children	4	102	3.9%	9.8%	11.5%	11.5%
% of FP17s for the same patient ID Re-attending within 3 months - Adults	1	5	20.0%	15.4%	16.6%	15.4%
% of FP17s for the same patient ID Re-attending between 3 & 9 months - Children	44	102	43.1%	49.2%	48.8%	58.9%
% of FP17s for the same patient ID Re-attending between 3 & 9 months - Adults	2	5	40.0%	39.1%	39.3%	51.6%
% of FP17s for Band 1 Urgent Courses	0	77	0.0%	10.0%	10.6%	8.9%
% of FP17s Relating to Free Repair or Replacements	0	77	0.0%	0.6%	0.5%	0.8%
% of FP17s Relating to Continuations	0	77	0.0%	0.9%	0.7%	0.9%
% of Patients satisfied with the dentistry they have received	0	0	N/A	91.6%	90.4%	93.2%
% of Patients satisfied with the time they had to wait for an appointment	0	0	N/A	88.0%	85.3%	88.8%

* This is based on patients treated on this contract for their most recent course of treatment. Figures in italics indicate the base number of FP17s or Patient Questionnaire responses are less than 100. N/A is shown where the base number of responses is less than 10 during the period. % is calculated as Quantity/Base number*100

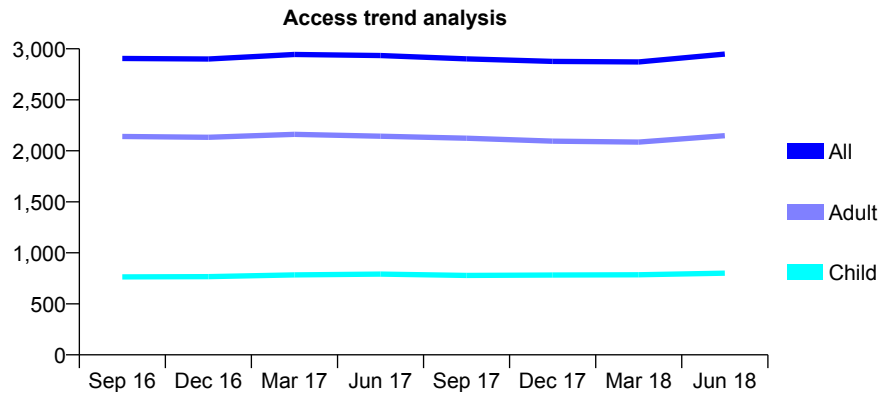
Q63 - Vital Signs At a Glance Contract Report for 766038/0002 - June 2018

Name or company name	MR VO AKINSOLA
Contract type name	GDS Contract
Purpose of contract	General
Contract start date	01/04/2006
Contract end date	

18/19 Contracted general activity (UDA)	12,000
Carry forward general activity (UDA)	0
18/19 Contracted orthodontic activity (UOA)	0
Carry forward orthodontic activity (UOA)	0
Baseline contract value	£382,628.74

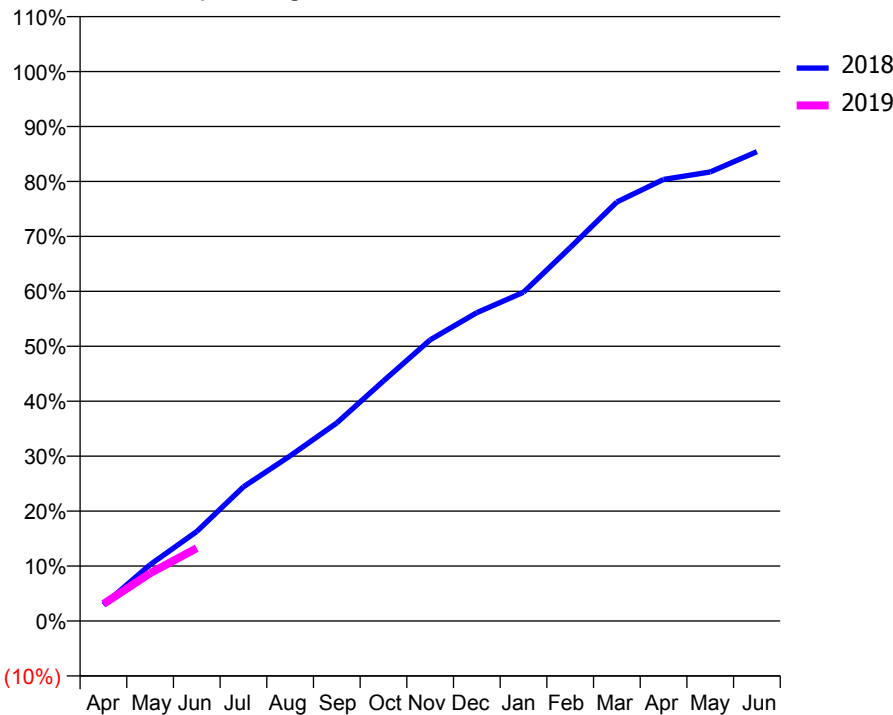
ACCESS*

Patients seen in 24 months	Total	Change since previous quarter
Quarter ending June 2017	2,934	
Quarter ending September 2017	2,901	↓
Quarter ending December 2017	2,877	→
Quarter ending March 2018	2,871	→
Quarter ending June 2018	2,948	↑
Variance since June 2017	0.5%	→



ACTIVITY

Cumulative percentage of contracted UDA delivered 2018 & 2019



Month	Adjusted Scheduled Activity (UDA)	
	2018	2019
April	350	370
May	1,230	1,044
June	1,956	1,592
July	2,932	
August	3,607	
September	4,327	
October	5,244	
November	6,140	
December	6,733	
January	7,181	
February	8,156	
March	9,152	
April	9,642	
May	9,806	
June	10,248	

QUALITY

	Quantity	Base Number	Contract	AT	Region	England
% of FP17s for the same patient ID Re-attending within 3 months - Children	17	201	8.5%	9.8%	11.5%	11.5%
% of FP17s for the same patient ID Re-attending within 3 months - Adults	68	517	13.2%	15.4%	16.6%	15.4%
% of FP17s for the same patient ID Re-attending between 3 & 9 months - Children	55	201	27.4%	49.2%	48.8%	58.9%
% of FP17s for the same patient ID Re-attending between 3 & 9 months - Adults	113	517	21.9%	39.1%	39.3%	51.6%
% of FP17s for Band 1 Urgent Courses	71	527	13.5%	10.0%	10.6%	8.9%
% of FP17s Relating to Free Repair or Replacements	3	527	0.6%	0.6%	0.5%	0.8%
% of FP17s Relating to Continuations	0	527	0.0%	0.9%	0.7%	0.9%
% of Patients satisfied with the dentistry they have received	1	1	N/A	91.6%	90.4%	93.2%
% of Patients satisfied with the time they had to wait for an appointment	1	1	N/A	88.0%	85.3%	88.8%

* This is based on patients treated on this contract for their most recent course of treatment. Figures in italics indicate the base number of FP17s or Patient Questionnaire responses are less than 100. N/A is shown where the base number of responses is less than 10 during the period. % is calculated as Quantity/Base number*100

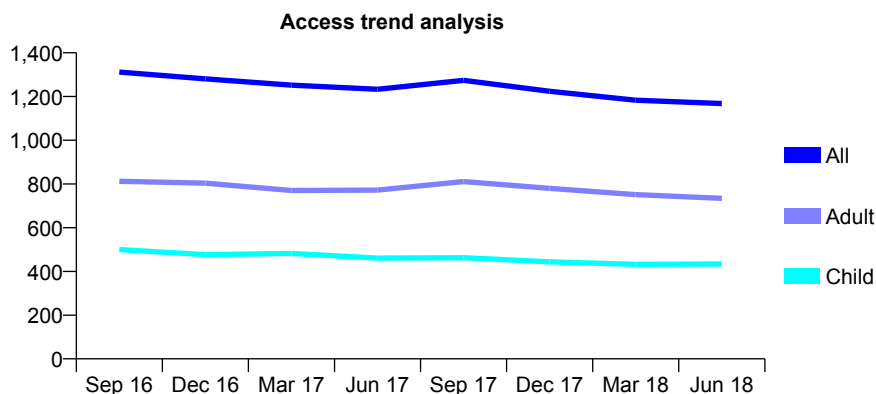
Q63 - Vital Signs At a Glance Contract Report for 766089/0001 - June 2018

Name or company name	MS G MOBAYEN
Contract type name	GDS Contract
Purpose of contract	General
Contract start date	01/04/2006
Contract end date	

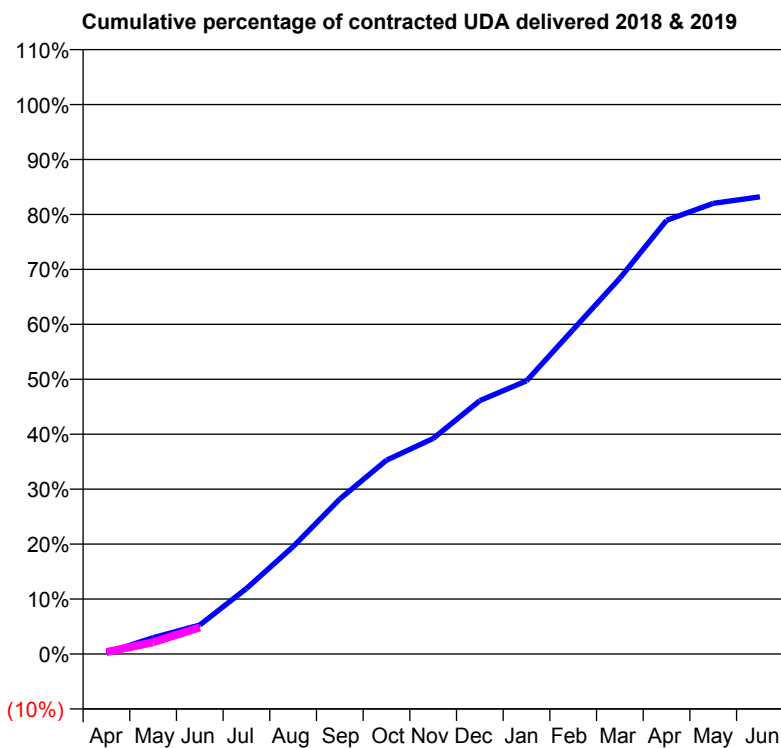
18/19 Contracted general activity (UDA)	7,689
Carry forward general activity (UDA)	0
18/19 Contracted orthodontic activity (UOA)	0
Carry forward orthodontic activity (UOA)	0
Baseline contract value	£223,799.90

ACCESS*

Patients seen in 24 months	Total	Change since previous quarter
Quarter ending June 2017	1,233	
Quarter ending September 2017	1,274	↑
Quarter ending December 2017	1,224	↓
Quarter ending March 2018	1,183	↓
Quarter ending June 2018	1,168	↓
Variance since June 2017	(5.3%)	↓



ACTIVITY



Month	Adjusted Scheduled Activity (UDA)	
	2018	2019
April	16	27
May	229	166
June	406	372
July	917	
August	1,503	
September	2,169	
October	2,711	
November	3,016	
December	3,546	
January	3,823	
February	4,540	
March	5,259	
April	6,069	
May	6,305	
June	6,397	

QUALITY

	Quantity	Base Number	Contract	AT	Region	England
% of FP17s for the same patient ID Re-attending within 3 months - Children	8	114	7.0%	9.8%	11.5%	11.5%
% of FP17s for the same patient ID Re-attending within 3 months - Adults	21	139	15.1%	15.4%	16.6%	15.4%
% of FP17s for the same patient ID Re-attending between 3 & 9 months - Children	24	114	21.1%	49.2%	48.8%	58.9%
% of FP17s for the same patient ID Re-attending between 3 & 9 months - Adults	25	139	18.0%	39.1%	39.3%	51.6%
% of FP17s for Band 1 Urgent Courses	21	95	22.1%	10.0%	10.6%	8.9%
% of FP17s Relating to Free Repair or Replacements	0	95	0.0%	0.6%	0.5%	0.8%
% of FP17s Relating to Continuations	1	95	1.1%	0.9%	0.7%	0.9%
% of Patients satisfied with the dentistry they have received	3	3	N/A	91.6%	90.4%	93.2%
% of Patients satisfied with the time they had to wait for an appointment	2	3	N/A	88.0%	85.3%	88.8%

* This is based on patients treated on this contract for their most recent course of treatment. Figures in italics indicate the base number of FP17s or Patient Questionnaire responses are less than 100. N/A is shown where the base number of responses is less than 10 during the period. % is calculated as Quantity/Base number*100

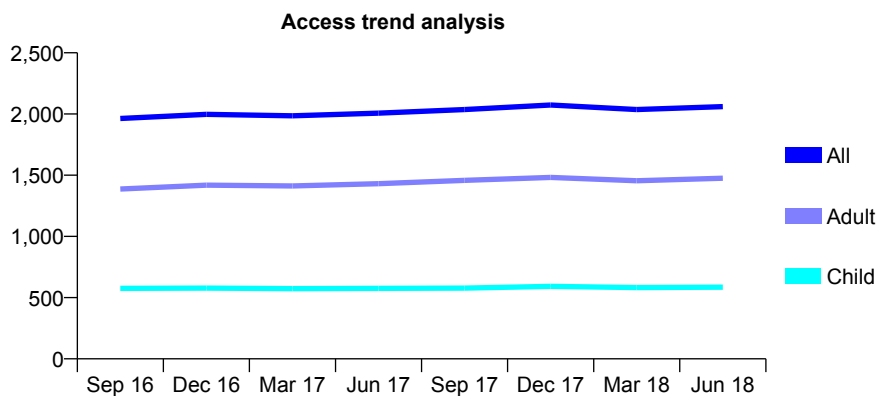
Q63 - Vital Signs At a Glance Contract Report for 766801/0001 - June 2018

Name or company name	MR D KOWLESSAR
Contract type name	GDS Contract
Purpose of contract	General
Contract start date	01/04/2006
Contract end date	

18/19 Contracted general activity (UDA)	7,250
Carry forward general activity (UDA)	0
18/19 Contracted orthodontic activity (UOA)	0
Carry forward orthodontic activity (UOA)	0
Baseline contract value	£195,351.71

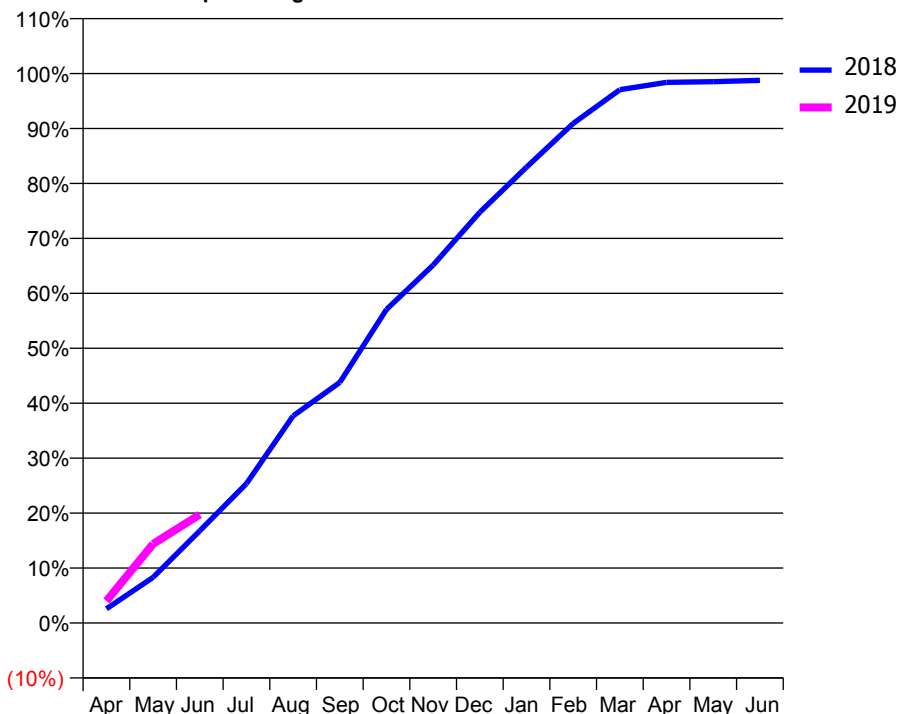
ACCESS*

Patients seen in 24 months	Total	Change since previous quarter
Quarter ending June 2017	2,007	
Quarter ending September 2017	2,036	→
Quarter ending December 2017	2,074	→
Quarter ending March 2018	2,037	↓
Quarter ending June 2018	2,060	→
Variance since June 2017	2.6%	↑



ACTIVITY

Cumulative percentage of contracted UDA delivered 2018 & 2019



Adjusted Scheduled Activity (UDA)

Month	2018	2019
April	188	291
May	602	1,045
June	1,217	1,431
July	1,839	
August	2,733	
September	3,175	
October	4,137	
November	4,723	
December	5,420	
January	6,014	
February	6,592	
March	7,037	
April	7,134	
May	7,142	
June	7,160	

QUALITY

	Quantity	Base Number	Contract	AT	Region	England
% of FP17s for the same patient ID Re-attending within 3 months - Children	9	191	4.7%	9.8%	11.5%	11.5%
% of FP17s for the same patient ID Re-attending within 3 months - Adults	39	323	12.1%	15.4%	16.6%	15.4%
% of FP17s for the same patient ID Re-attending between 3 & 9 months - Children	123	191	64.4%	49.2%	48.8%	58.9%
% of FP17s for the same patient ID Re-attending between 3 & 9 months - Adults	124	323	38.4%	39.1%	39.3%	51.6%
% of FP17s for Band 1 Urgent Courses	43	464	9.3%	10.0%	10.6%	8.9%
% of FP17s Relating to Free Repair or Replacements	2	464	0.4%	0.6%	0.5%	0.8%
% of FP17s Relating to Continuations	1	464	0.2%	0.9%	0.7%	0.9%
% of Patients satisfied with the dentistry they have received	2	2	N/A	91.6%	90.4%	93.2%
% of Patients satisfied with the time they had to wait for an appointment	2	2	N/A	88.0%	85.3%	88.8%

* This is based on patients treated on this contract for their most recent course of treatment. Figures in italics indicate the base number of FP17s or Patient Questionnaire responses are less than 100. N/A is shown where the base number of responses is less than 10 during the period. % is calculated as Quantity/Base number*100

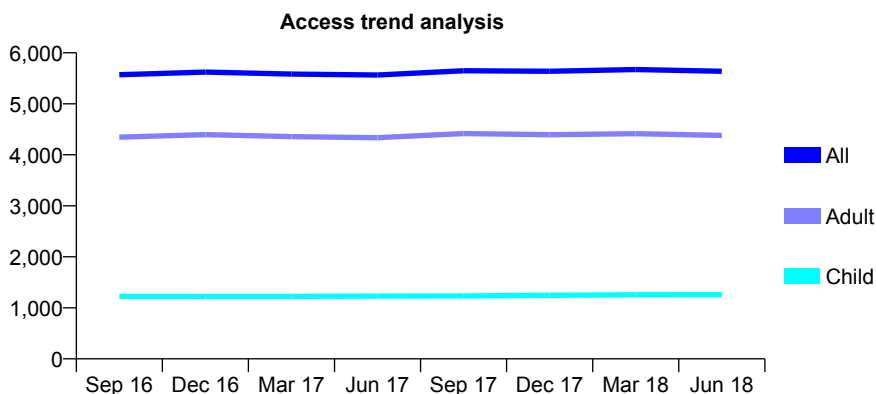
Q63 - Vital Signs At a Glance Contract Report for 767298/0001 - June 2018

Name or company name	MISS H KHAK-SERESHT
Contract type name	GDS Contract
Purpose of contract	General
Contract start date	01/04/2006
Contract end date	

18/19 Contracted general activity (UDA)	19,500
Carry forward general activity (UDA)	0
18/19 Contracted orthodontic activity (UOA)	0
Carry forward orthodontic activity (UOA)	0
Baseline contract value	£588,826.06

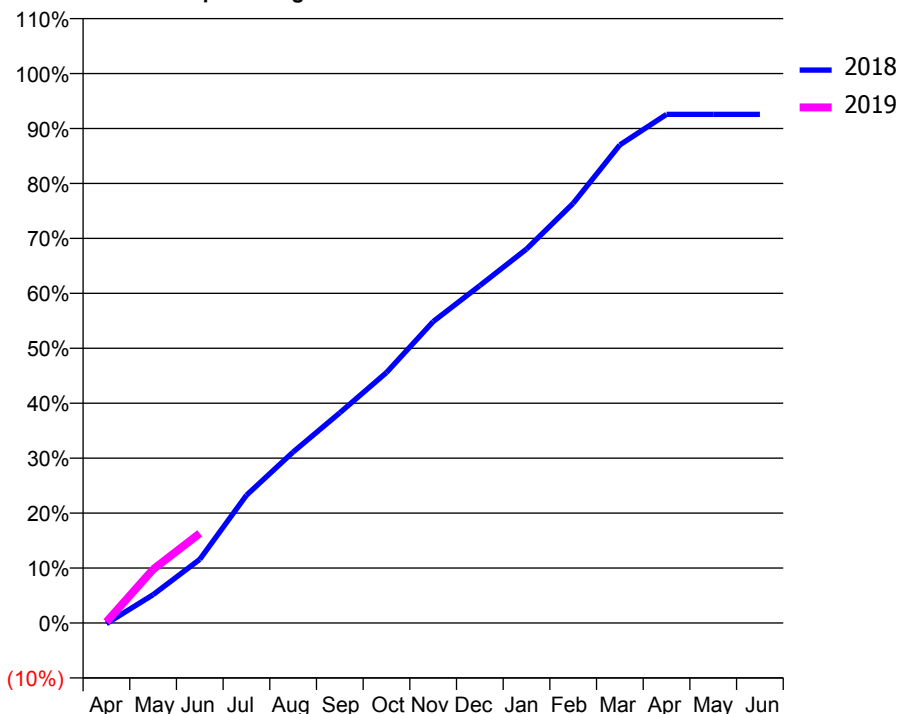
ACCESS*

Patients seen in 24 months	Total	Change since previous quarter
Quarter ending June 2017	5,566	
Quarter ending September 2017	5,648	→
Quarter ending December 2017	5,638	→
Quarter ending March 2018	5,671	→
Quarter ending June 2018	5,638	→
Variance since June 2017	1.3%	→



ACTIVITY

Cumulative percentage of contracted UDA delivered 2018 & 2019



Month	Adjusted Scheduled Activity (UDA)	
	2018	2019
April	-28	41
May	1,005	1,903
June	2,257	3,180
July	4,535	
August	6,067	
September	7,460	
October	8,888	
November	10,696	
December	11,972	
January	13,270	
February	14,895	
March	16,968	
April	18,052	
May	18,052	
June	18,052	

QUALITY

	Quantity	Base Number	Contract	AT	Region	England
% of FP17s for the same patient ID Re-attending within 3 months - Children	13	322	4.0%	9.8%	11.5%	11.5%
% of FP17s for the same patient ID Re-attending within 3 months - Adults	100	915	10.9%	15.4%	16.6%	15.4%
% of FP17s for the same patient ID Re-attending between 3 & 9 months - Children	132	322	41.0%	49.2%	48.8%	58.9%
% of FP17s for the same patient ID Re-attending between 3 & 9 months - Adults	299	915	32.7%	39.1%	39.3%	51.6%
% of FP17s for Band 1 Urgent Courses	86	1,017	8.5%	10.0%	10.6%	8.9%
% of FP17s Relating to Free Repair or Replacements	13	1,017	1.3%	0.6%	0.5%	0.8%
% of FP17s Relating to Continuations	13	1,017	1.3%	0.9%	0.7%	0.9%
% of Patients satisfied with the dentistry they have received	0	0	N/A	91.6%	90.4%	93.2%
% of Patients satisfied with the time they had to wait for an appointment	0	0	N/A	88.0%	85.3%	88.8%

* This is based on patients treated on this contract for their most recent course of treatment. Figures in italics indicate the base number of FP17s or Patient Questionnaire responses are less than 100. N/A is shown where the base number of responses is less than 10 during the period. % is calculated as Quantity/Base number*100

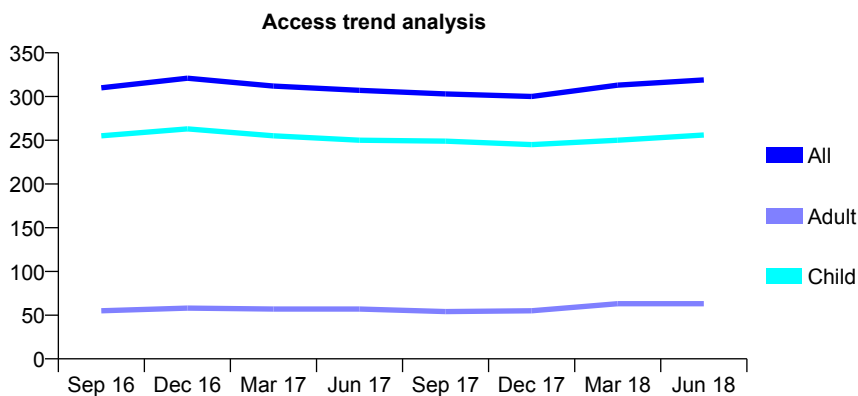
Q63 - Vital Signs At a Glance Contract Report for 771716/0001 - June 2018

Name or company name	MR JM METCALF
Contract type name	GDS Contract
Purpose of contract	General
Contract start date	01/04/2006
Contract end date	

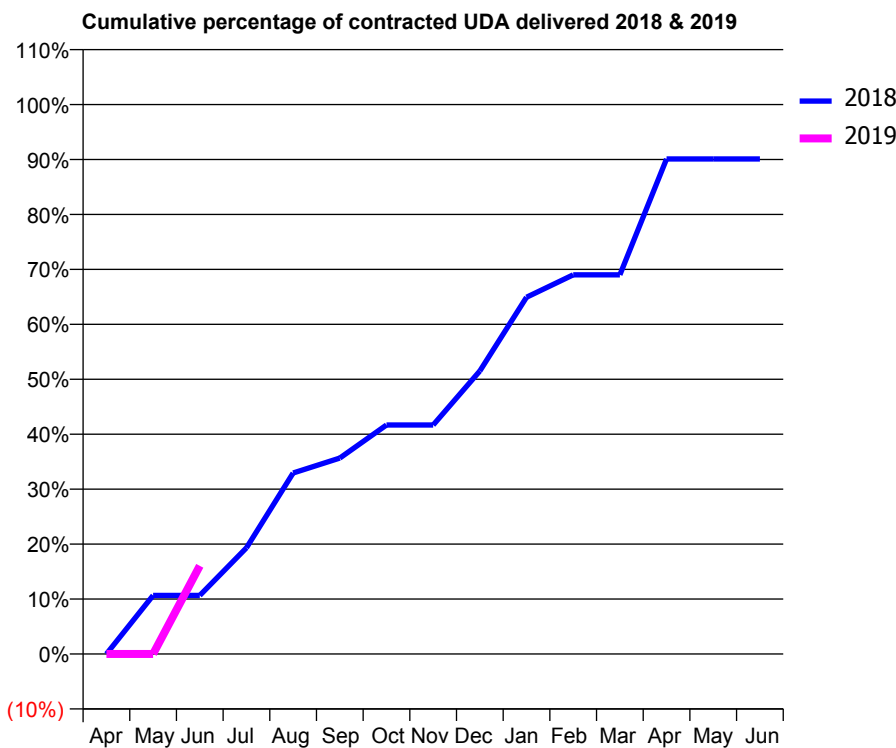
18/19 Contracted general activity (UDA)	1,031
Carry forward general activity (UDA)	0
18/19 Contracted orthodontic activity (UOA)	0
Carry forward orthodontic activity (UOA)	0
Baseline contract value	£28,437.44

ACCESS*

Patients seen in 24 months	Total	Change since previous quarter
Quarter ending June 2017	307	
Quarter ending September 2017	303	↓
Quarter ending December 2017	300	→
Quarter ending March 2018	313	↑
Quarter ending June 2018	319	→
Variance since June 2017	3.9%	↑



ACTIVITY



Adjusted Scheduled Activity (UDA)		
Month	2018	2019
April	0	0
May	110	0
June	110	165
July	199	
August	340	
September	368	
October	430	
November	430	
December	531	
January	669	
February	711	
March	711	
April	929	
May	929	
June	929	

QUALITY

	Quantity	Base Number	Contract	AT	Region	England
% of FP17s for the same patient ID Re-attending within 3 months - Children	5	105	4.8%	9.8%	11.5%	11.5%
% of FP17s for the same patient ID Re-attending within 3 months - Adults	1	23	4.3%	15.4%	16.6%	15.4%
% of FP17s for the same patient ID Re-attending between 3 & 9 months - Children	55	105	52.4%	49.2%	48.8%	58.9%
% of FP17s for the same patient ID Re-attending between 3 & 9 months - Adults	9	23	39.1%	39.1%	39.3%	51.6%
% of FP17s for Band 1 Urgent Courses	2	64	3.1%	10.0%	10.6%	8.9%
% of FP17s Relating to Free Repair or Replacements	0	64	0.0%	0.6%	0.5%	0.8%
% of FP17s Relating to Continuations	0	64	0.0%	0.9%	0.7%	0.9%
% of Patients satisfied with the dentistry they have received	1	1	N/A	91.6%	90.4%	93.2%
% of Patients satisfied with the time they had to wait for an appointment	1	1	N/A	88.0%	85.3%	88.8%

* This is based on patients treated on this contract for their most recent course of treatment. Figures in italics indicate the base number of FP17s or Patient Questionnaire responses are less than 100. N/A is shown where the base number of responses is less than 10 during the period. % is calculated as Quantity/Base number*100

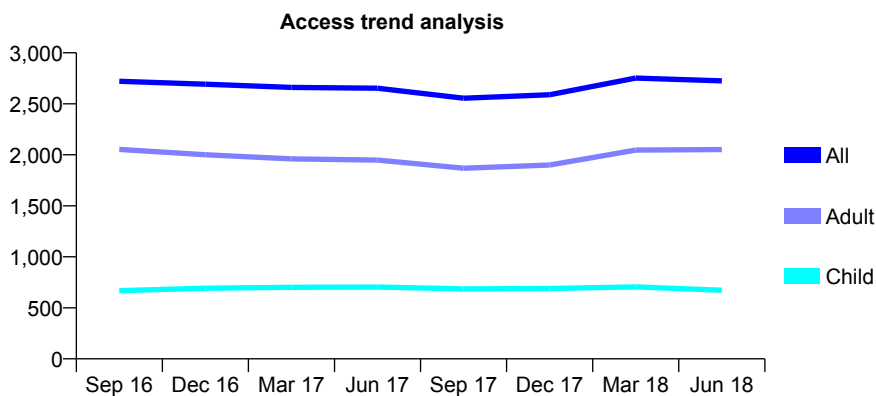
Q63 - Vital Signs At a Glance Contract Report for 771996/0003 - June 2018

Name or company name	MR H RAZBAN
Contract type name	GDS Contract
Purpose of contract	General
Contract start date	01/05/2013
Contract end date	

18/19 Contracted general activity (UDA)	6,700
Carry forward general activity (UDA)	0
18/19 Contracted orthodontic activity (UOA)	0
Carry forward orthodontic activity (UOA)	0
Baseline contract value	£160,744.41

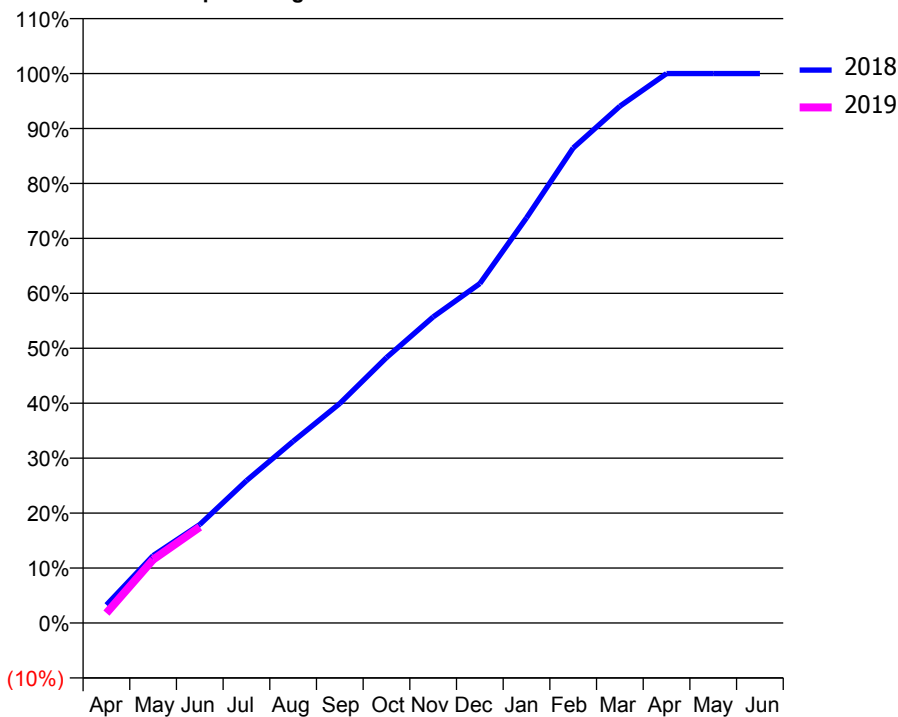
ACCESS*

Patients seen in 24 months	Total	Change since previous quarter
Quarter ending June 2017	2,653	
Quarter ending September 2017	2,555	↓
Quarter ending December 2017	2,589	→
Quarter ending March 2018	2,752	↑
Quarter ending June 2018	2,725	→
Variance since June 2017	2.7%	↑



ACTIVITY

Cumulative percentage of contracted UDA delivered 2018 & 2019



Month	Adjusted Scheduled Activity (UDA)	
	2018	2019
April	220	122
May	822	774
June	1,201	1,170
July	1,736	
August	2,216	
September	2,677	
October	3,237	
November	3,732	
December	4,139	
January	4,941	
February	5,793	
March	6,302	
April	6,700	
May	6,699	
June	6,699	

QUALITY

	Quantity	Base Number	Contract	AT	Region	England
% of FP17s for the same patient ID Re-attending within 3 months - Children	1	144	0.7%	9.8%	11.5%	11.5%
% of FP17s for the same patient ID Re-attending within 3 months - Adults	14	406	3.4%	15.4%	16.6%	15.4%
% of FP17s for the same patient ID Re-attending between 3 & 9 months - Children	53	144	36.8%	49.2%	48.8%	58.9%
% of FP17s for the same patient ID Re-attending between 3 & 9 months - Adults	113	406	27.8%	39.1%	39.3%	51.6%
% of FP17s for Band 1 Urgent Courses	21	455	4.6%	10.0%	10.6%	8.9%
% of FP17s Relating to Free Repair or Replacements	0	455	0.0%	0.6%	0.5%	0.8%
% of FP17s Relating to Continuations	1	455	0.2%	0.9%	0.7%	0.9%
% of Patients satisfied with the dentistry they have received	1	1	N/A	91.6%	90.4%	93.2%
% of Patients satisfied with the time they had to wait for an appointment	1	1	N/A	88.0%	85.3%	88.8%

* This is based on patients treated on this contract for their most recent course of treatment. Figures in italics indicate the base number of FP17s or Patient Questionnaire responses are less than 100. N/A is shown where the base number of responses is less than 10 during the period. % is calculated as Quantity/Base number*100

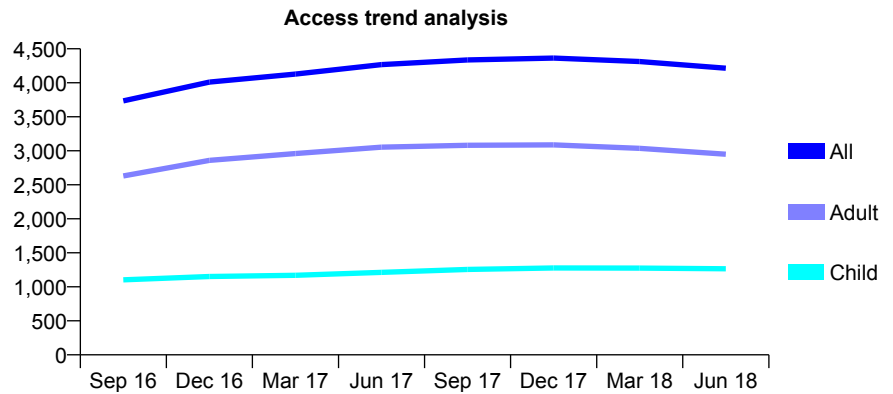
Q63 - Vital Signs At a Glance Contract Report for 772046/0001 - June 2018

Name or company name	MR A PATEL
Contract type name	GDS Contract
Purpose of contract	General
Contract start date	01/03/2015
Contract end date	

18/19 Contracted general activity (UDA)	8,500
Carry forward general activity (UDA)	0
18/19 Contracted orthodontic activity (UOA)	0
Carry forward orthodontic activity (UOA)	0
Baseline contract value	£225,492.55

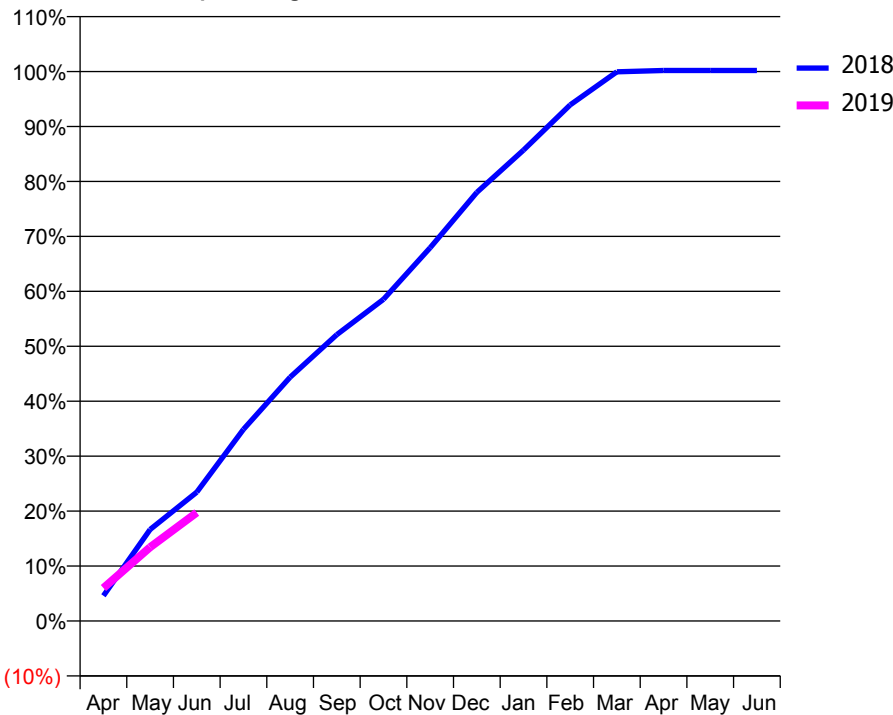
ACCESS*

Patients seen in 24 months	Total	Change since previous quarter
Quarter ending June 2017	4,267	
Quarter ending September 2017	4,337	→
Quarter ending December 2017	4,364	→
Quarter ending March 2018	4,313	↓
Quarter ending June 2018	4,215	↓
Variance since June 2017	(1.2%)	↓



ACTIVITY

Cumulative percentage of contracted UDA delivered 2018 & 2019



Month	Adjusted Scheduled Activity (UDA)	
	2018	2019
April	392	511
May	1,417	1,142
June	1,993	1,678
July	2,966	
August	3,771	
September	4,429	
October	4,977	
November	5,775	
December	6,631	
January	7,285	
February	7,984	
March	8,496	
April	8,516	
May	8,516	
June	8,516	

QUALITY

	Quantity	Base Number	Contract	AT	Region	England
% of FP17s for the same patient ID Re-attending within 3 months - Children	23	353	6.5%	9.8%	11.5%	11.5%
% of FP17s for the same patient ID Re-attending within 3 months - Adults	81	736	11.0%	15.4%	16.6%	15.4%
% of FP17s for the same patient ID Re-attending between 3 & 9 months - Children	200	353	56.7%	49.2%	48.8%	58.9%
% of FP17s for the same patient ID Re-attending between 3 & 9 months - Adults	352	736	47.8%	39.1%	39.3%	51.6%
% of FP17s for Band 1 Urgent Courses	155	1,075	14.4%	10.0%	10.6%	8.9%
% of FP17s Relating to Free Repair or Replacements	2	1,075	0.2%	0.6%	0.5%	0.8%
% of FP17s Relating to Continuations	7	1,075	0.7%	0.9%	0.7%	0.9%
% of Patients satisfied with the dentistry they have received	1	2	N/A	91.6%	90.4%	93.2%
% of Patients satisfied with the time they had to wait for an appointment	2	2	N/A	88.0%	85.3%	88.8%

* This is based on patients treated on this contract for their most recent course of treatment. Figures in italics indicate the base number of FP17s or Patient Questionnaire responses are less than 100. N/A is shown where the base number of responses is less than 10 during the period. % is calculated as Quantity/Base number*100

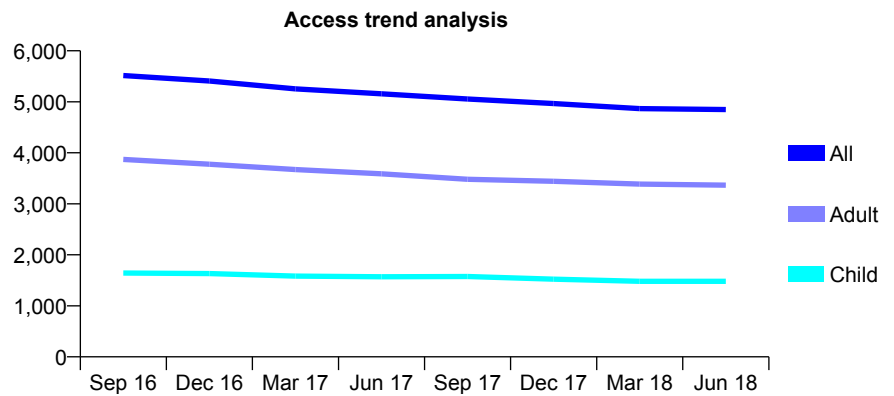
Q63 - Vital Signs At a Glance Contract Report for 772283/0001 - June 2018

Name or company name	Figges Marsh Dental Practice
Contract type name	GDS Contract
Purpose of contract	General
Contract start date	01/04/2006
Contract end date	

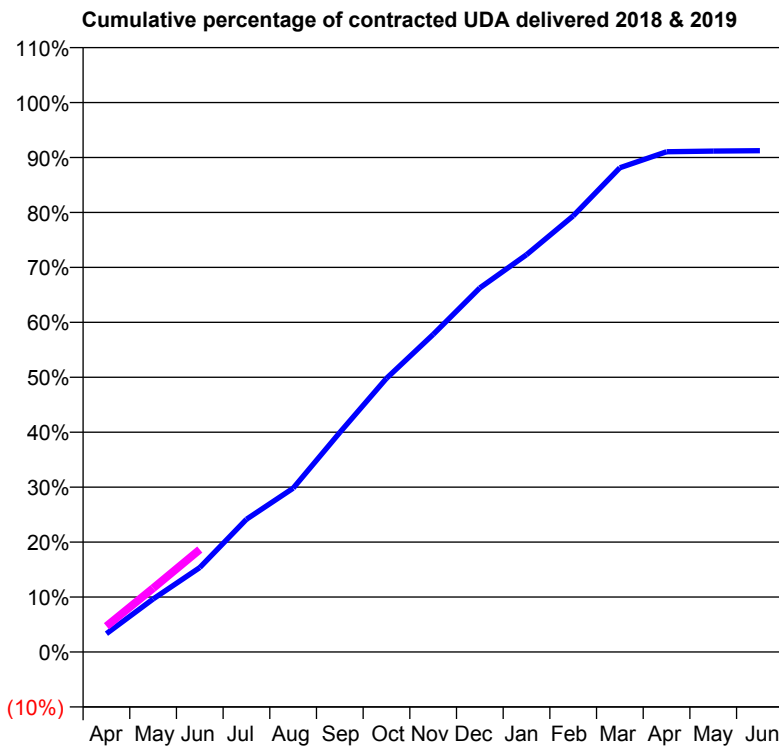
18/19 Contracted general activity (UDA)	17,000
Carry forward general activity (UDA)	0
18/19 Contracted orthodontic activity (UOA)	0
Carry forward orthodontic activity (UOA)	0
Baseline contract value	£432,434.07

ACCESS*

Patients seen in 24 months	Total	Change since previous quarter
Quarter ending June 2017	5,158	
Quarter ending September 2017	5,055	↓
Quarter ending December 2017	4,965	↓
Quarter ending March 2018	4,866	↓
Quarter ending June 2018	4,848	→
Variance since June 2017	(6.0%)	↓



ACTIVITY



Month	Adjusted Scheduled Activity (UDA)	
	2018	2019
April	567	798
May	1,641	1,974
June	2,615	3,172
July	4,108	
August	5,068	
September	6,794	
October	8,466	
November	9,825	
December	11,263	
January	12,290	
February	13,491	
March	14,982	
April	15,476	
May	15,496	
June	15,509	

QUALITY

	Quantity	Base Number	Contract	AT	Region	England
% of FP17s for the same patient ID Re-attending within 3 months - Children	31	412	7.5%	9.8%	11.5%	11.5%
% of FP17s for the same patient ID Re-attending within 3 months - Adults	143	862	16.6%	15.4%	16.6%	15.4%
% of FP17s for the same patient ID Re-attending between 3 & 9 months - Children	192	412	46.6%	49.2%	48.8%	58.9%
% of FP17s for the same patient ID Re-attending between 3 & 9 months - Adults	265	862	30.7%	39.1%	39.3%	51.6%
% of FP17s for Band 1 Urgent Courses	162	1,076	15.1%	10.0%	10.6%	8.9%
% of FP17s Relating to Free Repair or Replacements	3	1,076	0.3%	0.6%	0.5%	0.8%
% of FP17s Relating to Continuations	8	1,076	0.7%	0.9%	0.7%	0.9%
% of Patients satisfied with the dentistry they have received	2	2	N/A	91.6%	90.4%	93.2%
% of Patients satisfied with the time they had to wait for an appointment	2	2	N/A	88.0%	85.3%	88.8%

* This is based on patients treated on this contract for their most recent course of treatment. Figures in italics indicate the base number of FP17s or Patient Questionnaire responses are less than 100. N/A is shown where the base number of responses is less than 10 during the period. % is calculated as Quantity/Base number*100

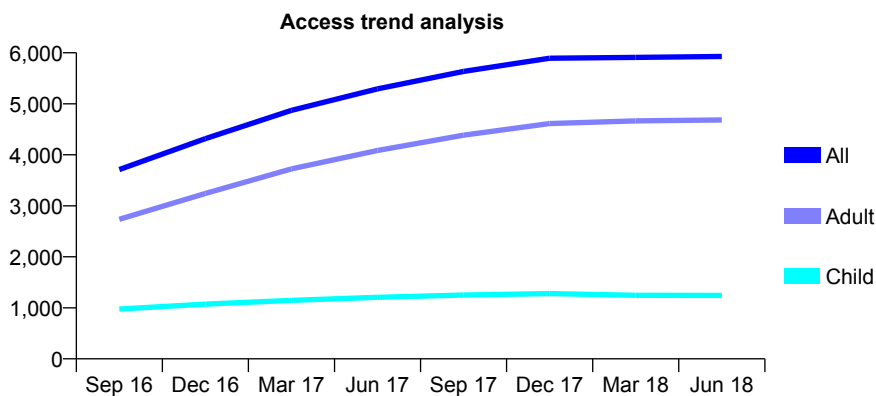
Q63 - Vital Signs At a Glance Contract Report for 775215/0010 - June 2018

Name or company name	MR C PATEL
Contract type name	GDS Contract
Purpose of contract	General and Orthodontic
Contract start date	01/01/2016
Contract end date	

18/19 Contracted general activity (UDA)	23,346
Carry forward general activity (UDA)	0
18/19 Contracted orthodontic activity (UOA)	326
Carry forward orthodontic activity (UOA)	0
Baseline contract value	£765,680.89

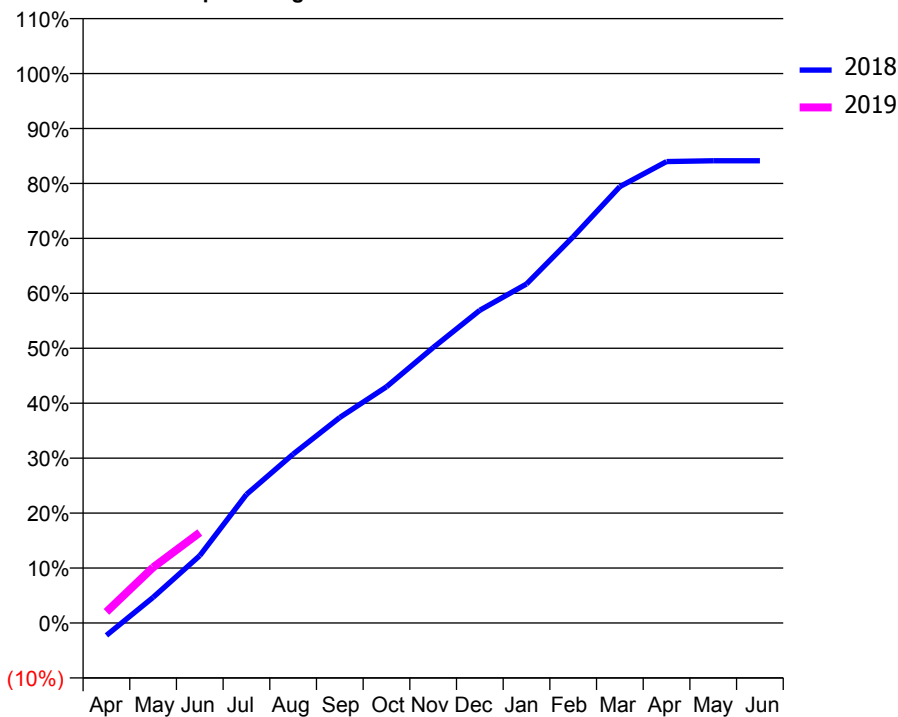
ACCESS*

Patients seen in 24 months	Total	Change since previous quarter
Quarter ending June 2017	5,292	
Quarter ending September 2017	5,636	↑
Quarter ending December 2017	5,893	↑
Quarter ending March 2018	5,911	→
Quarter ending June 2018	5,928	→
Variance since June 2017	12.0%	↑



ACTIVITY

Cumulative percentage of contracted UDA delivered 2018 & 2019



Month	Adjusted Scheduled Activity (UDA)	
	2018	2019
April	-527	472
May	1,092	2,368
June	2,865	3,844
July	5,466	
August	7,175	
September	8,736	
October	10,039	
November	11,701	
December	13,290	
January	14,402	
February	16,412	
March	18,539	
April	19,607	
May	19,638	
June	19,638	

QUALITY

	Quantity	Base Number	Contract	AT	Region	England
% of FP17s for the same patient ID Re-attending within 3 months - Children	30	386	7.8%	9.8%	11.5%	11.5%
% of FP17s for the same patient ID Re-attending within 3 months - Adults	160	1,260	12.7%	15.4%	16.6%	15.4%
% of FP17s for the same patient ID Re-attending between 3 & 9 months - Children	156	386	40.4%	49.2%	48.8%	58.9%
% of FP17s for the same patient ID Re-attending between 3 & 9 months - Adults	463	1,260	36.7%	39.1%	39.3%	51.6%
% of FP17s for Band 1 Urgent Courses	168	1,264	13.3%	10.0%	10.6%	8.9%
% of FP17s Relating to Free Repair or Replacements	4	1,264	0.3%	0.6%	0.5%	0.8%
% of FP17s Relating to Continuations	10	1,264	0.8%	0.9%	0.7%	0.9%
% of Patients satisfied with the dentistry they have received	1	2	N/A	91.6%	90.4%	93.2%
% of Patients satisfied with the time they had to wait for an appointment	1	2	N/A	88.0%	85.3%	88.8%

* This is based on patients treated on this contract for their most recent course of treatment. Figures in italics indicate the base number of FP17s or Patient Questionnaire responses are less than 100. N/A is shown where the base number of responses is less than 10 during the period. % is calculated as Quantity/Base number*100

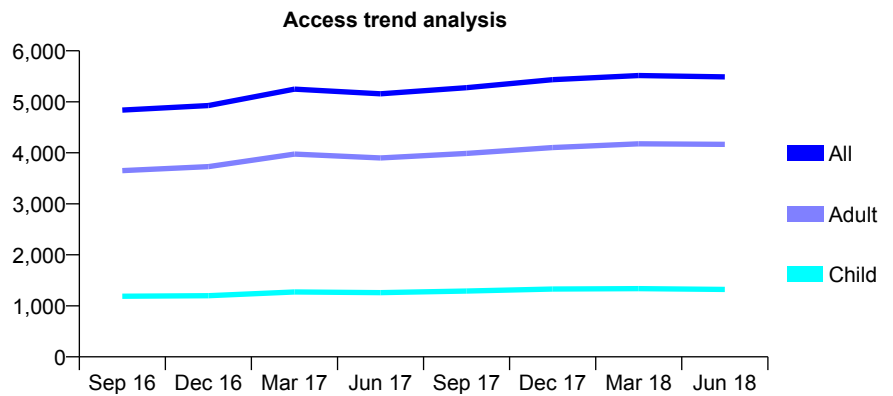
Q63 - Vital Signs At a Glance Contract Report for 775304/0001 - June 2018

Name or company name	Mrs Megha Deval
Contract type name	GDS Contract
Purpose of contract	General
Contract start date	19/04/2008
Contract end date	

18/19 Contracted general activity (UDA)	15,500
Carry forward general activity (UDA)	0
18/19 Contracted orthodontic activity (UOA)	0
Carry forward orthodontic activity (UOA)	0
Baseline contract value	£355,591.46

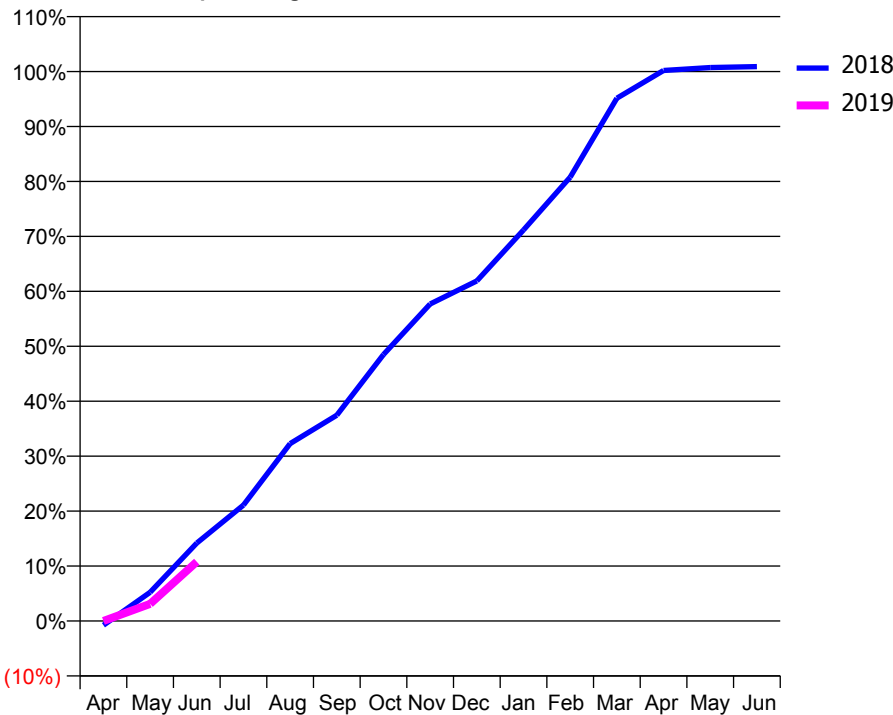
ACCESS*

Patients seen in 24 months	Total	Change since previous quarter
Quarter ending June 2017	5,158	
Quarter ending September 2017	5,277	↑
Quarter ending December 2017	5,433	↑
Quarter ending March 2018	5,515	→
Quarter ending June 2018	5,488	→
Variance since June 2017	6.4%	↑



ACTIVITY

Cumulative percentage of contracted UDA delivered 2018 & 2019



Month	Adjusted Scheduled Activity (UDA)	
	2018	2019
April	-124	0
May	810	482
June	2,197	1,672
July	3,269	
August	5,004	
September	5,807	
October	7,517	
November	8,944	
December	9,592	
January	11,029	
February	12,521	
March	14,748	
April	15,528	
May	15,610	
June	15,637	

QUALITY

	Quantity	Base Number	Contract	AT	Region	England
% of FP17s for the same patient ID Re-attending within 3 months - Children	19	234	8.1%	9.8%	11.5%	11.5%
% of FP17s for the same patient ID Re-attending within 3 months - Adults	102	675	15.1%	15.4%	16.6%	15.4%
% of FP17s for the same patient ID Re-attending between 3 & 9 months - Children	103	234	44.0%	49.2%	48.8%	58.9%
% of FP17s for the same patient ID Re-attending between 3 & 9 months - Adults	214	675	31.7%	39.1%	39.3%	51.6%
% of FP17s for Band 1 Urgent Courses	63	622	10.1%	10.0%	10.6%	8.9%
% of FP17s Relating to Free Repair or Replacements	6	622	1.0%	0.6%	0.5%	0.8%
% of FP17s Relating to Continuations	7	622	1.1%	0.9%	0.7%	0.9%
% of Patients satisfied with the dentistry they have received	4	4	N/A	91.6%	90.4%	93.2%
% of Patients satisfied with the time they had to wait for an appointment	4	4	N/A	88.0%	85.3%	88.8%

* This is based on patients treated on this contract for their most recent course of treatment. Figures in italics indicate the base number of FP17s or Patient Questionnaire responses are less than 100. N/A is shown where the base number of responses is less than 10 during the period. % is calculated as Quantity/Base number*100

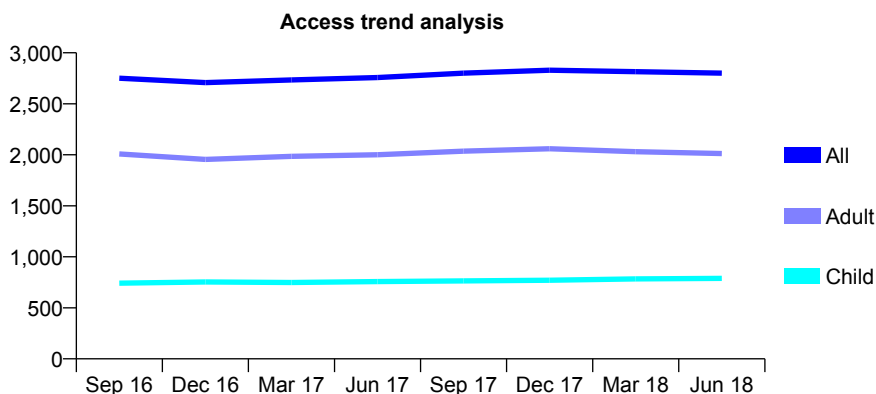
Q63 - Vital Signs At a Glance Contract Report for 776513/0002 - June 2018

Name or company name	MS P GUPTA
Contract type name	GDS Contract
Purpose of contract	General
Contract start date	09/03/2007
Contract end date	

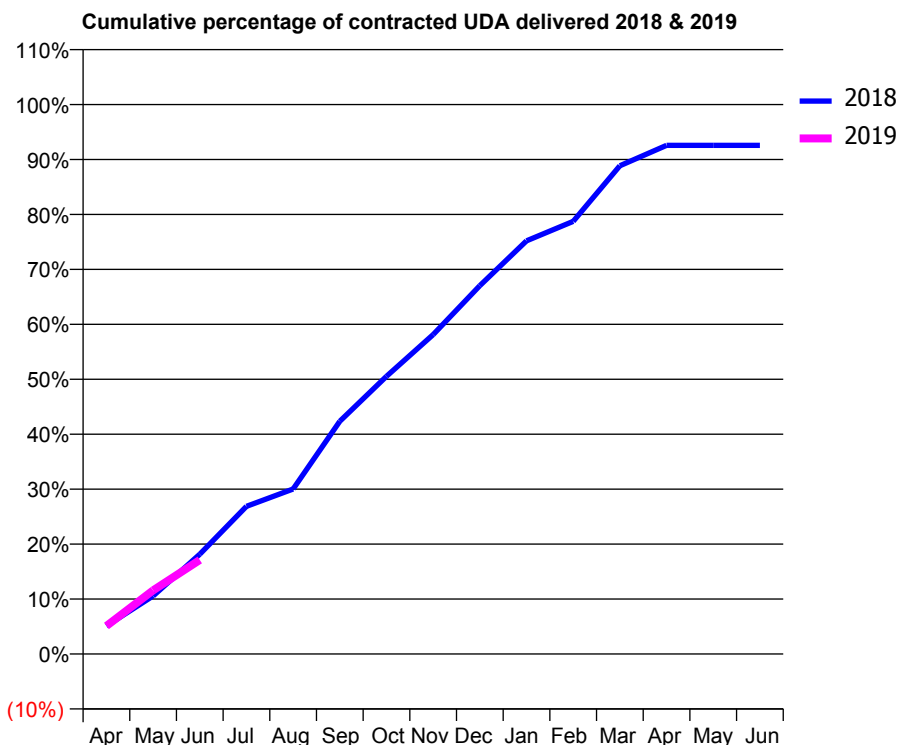
18/19 Contracted general activity (UDA)	7,716
Carry forward general activity (UDA)	0
18/19 Contracted orthodontic activity (UOA)	0
Carry forward orthodontic activity (UOA)	0
Baseline contract value	£201,163.91

ACCESS*

Patients seen in 24 months	Total	Change since previous quarter
Quarter ending June 2017	2,758	
Quarter ending September 2017	2,800	→
Quarter ending December 2017	2,830	→
Quarter ending March 2018	2,815	→
Quarter ending June 2018	2,801	→
Variance since June 2017	1.6%	→



ACTIVITY



Month	Adjusted Scheduled Activity (UDA)	
	2018	2019
April	395	394
May	815	894
June	1,402	1,321
July	2,074	
August	2,317	
September	3,268	
October	3,900	
November	4,485	
December	5,173	
January	5,801	
February	6,076	
March	6,857	
April	7,143	
May	7,142	
June	7,142	

QUALITY

	Quantity	Base Number	Contract	AT	Region	England
% of FP17s for the same patient ID Re-attending within 3 months - Children	19	250	7.6%	9.8%	11.5%	11.5%
% of FP17s for the same patient ID Re-attending within 3 months - Adults	104	602	17.3%	15.4%	16.6%	15.4%
% of FP17s for the same patient ID Re-attending between 3 & 9 months - Children	129	250	51.6%	49.2%	48.8%	58.9%
% of FP17s for the same patient ID Re-attending between 3 & 9 months - Adults	291	602	48.3%	39.1%	39.3%	51.6%
% of FP17s for Band 1 Urgent Courses	68	713	9.5%	10.0%	10.6%	8.9%
% of FP17s Relating to Free Repair or Replacements	11	713	1.5%	0.6%	0.5%	0.8%
% of FP17s Relating to Continuations	14	713	2.0%	0.9%	0.7%	0.9%
% of Patients satisfied with the dentistry they have received	1	1	N/A	91.6%	90.4%	93.2%
% of Patients satisfied with the time they had to wait for an appointment	1	1	N/A	88.0%	85.3%	88.8%

* This is based on patients treated on this contract for their most recent course of treatment. Figures in italics indicate the base number of FP17s or Patient Questionnaire responses are less than 100. N/A is shown where the base number of responses is less than 10 during the period. % is calculated as Quantity/Base number*100

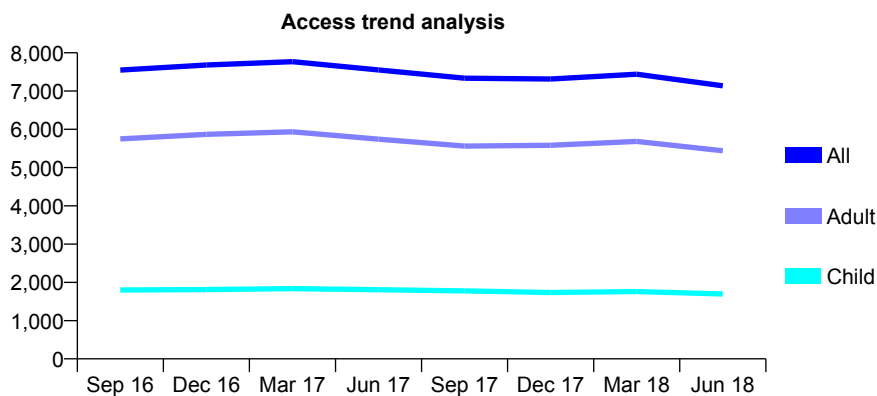
Q63 - Vital Signs At a Glance Contract Report for 781584/0001 - June 2018

Name or company name	MR M KANANI
Contract type name	GDS Contract
Purpose of contract	General
Contract start date	01/04/2007
Contract end date	

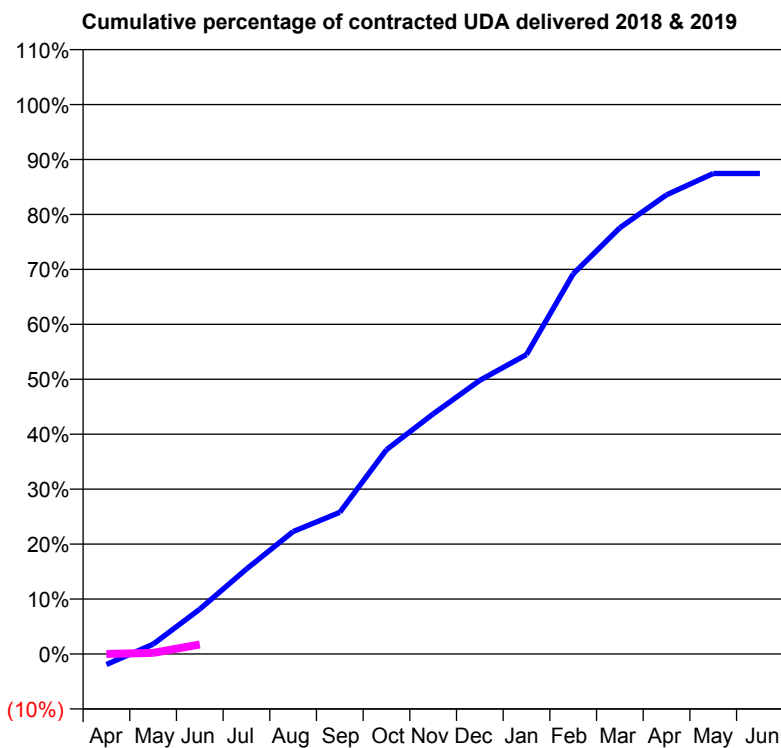
18/19 Contracted general activity (UDA)	26,302
Carry forward general activity (UDA)	0
18/19 Contracted orthodontic activity (UOA)	0
Carry forward orthodontic activity (UOA)	0
Baseline contract value	£704,893.16

ACCESS*

Patients seen in 24 months	Total	Change since previous quarter
Quarter ending June 2017	7,552	
Quarter ending September 2017	7,337	↓
Quarter ending December 2017	7,316	→
Quarter ending March 2018	7,439	→
Quarter ending June 2018	7,137	↓
Variance since June 2017	(5.5%)	↓



ACTIVITY



Adjusted Scheduled Activity (UDA)		
Month	2018	2019
April	-509	0
May	472	57
June	2,151	459
July	4,068	
August	5,864	
September	6,784	
October	9,779	
November	11,491	
December	13,101	
January	14,333	
February	18,191	
March	20,402	
April	21,976	
May	23,000	
June	23,000	

QUALITY

	Quantity	Base Number	Contract	AT	Region	England
% of FP17s for the same patient ID Re-attending within 3 months - Children	57	262	21.8%	9.8%	11.5%	11.5%
% of FP17s for the same patient ID Re-attending within 3 months - Adults	196	909	21.6%	15.4%	16.6%	15.4%
% of FP17s for the same patient ID Re-attending between 3 & 9 months - Children	61	262	23.3%	49.2%	48.8%	58.9%
% of FP17s for the same patient ID Re-attending between 3 & 9 months - Adults	206	909	22.7%	39.1%	39.3%	51.6%
% of FP17s for Band 1 Urgent Courses	49	150	32.7%	10.0%	10.6%	8.9%
% of FP17s Relating to Free Repair or Replacements	0	150	0.0%	0.6%	0.5%	0.8%
% of FP17s Relating to Continuations	1	150	0.7%	0.9%	0.7%	0.9%
% of Patients satisfied with the dentistry they have received	3	3	N/A	91.6%	90.4%	93.2%
% of Patients satisfied with the time they had to wait for an appointment	3	3	N/A	88.0%	85.3%	88.8%

* This is based on patients treated on this contract for their most recent course of treatment. Figures in italics indicate the base number of FP17s or Patient Questionnaire responses are less than 100. N/A is shown where the base number of responses is less than 10 during the period. % is calculated as Quantity/Base number*100

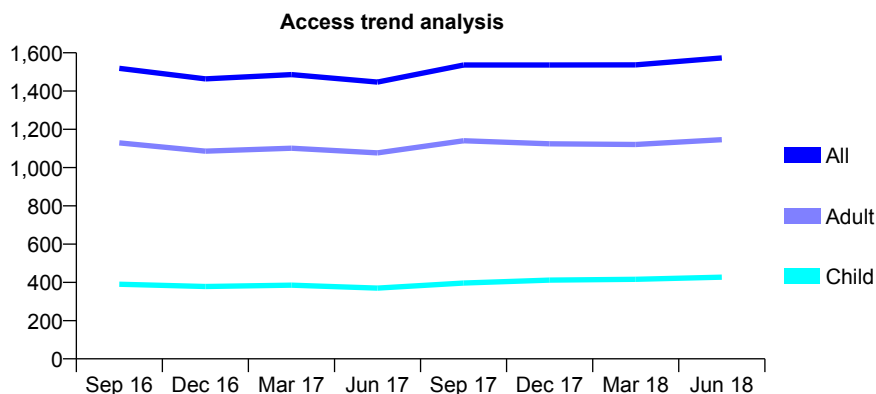
Q63 - Vital Signs At a Glance Contract Report for 781789/0001 - June 2018

Name or company name	L Haghogozar & Mohammed Najafi
Contract type name	GDS Contract
Purpose of contract	General
Contract start date	01/04/2006
Contract end date	

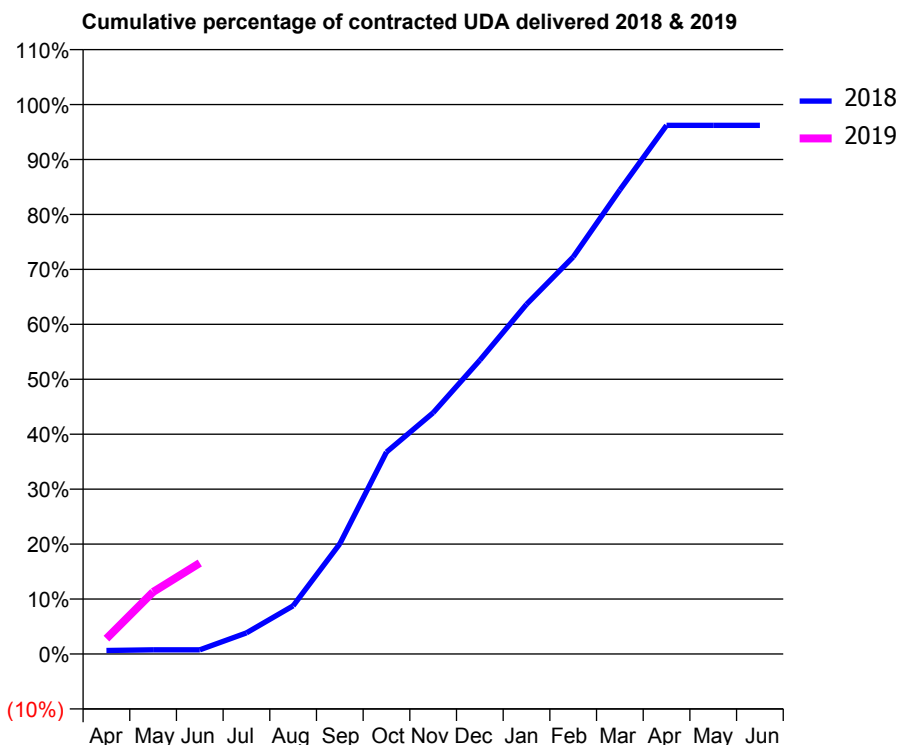
18/19 Contracted general activity (UDA)	5,596
Carry forward general activity (UDA)	0
18/19 Contracted orthodontic activity (UOA)	0
Carry forward orthodontic activity (UOA)	0
Baseline contract value	£159,120.43

ACCESS*

Patients seen in 24 months	Total	Change since previous quarter
Quarter ending June 2017	1,447	
Quarter ending September 2017	1,536	↑
Quarter ending December 2017	1,536	→
Quarter ending March 2018	1,537	→
Quarter ending June 2018	1,573	↑
Variance since June 2017	8.7%	↑



ACTIVITY



Month	Adjusted Scheduled Activity (UDA)	
	2018	2019
April	36	157
May	42	632
June	42	927
July	215	
August	491	
September	1,123	
October	2,057	
November	2,457	
December	2,992	
January	3,561	
February	4,043	
March	4,726	
April	5,384	
May	5,384	
June	5,384	

QUALITY

	Quantity	Base Number	Contract	AT	Region	England
% of FP17s for the same patient ID Re-attending within 3 months - Children	10	149	6.7%	9.8%	11.5%	11.5%
% of FP17s for the same patient ID Re-attending within 3 months - Adults	48	336	14.3%	15.4%	16.6%	15.4%
% of FP17s for the same patient ID Re-attending between 3 & 9 months - Children	57	149	38.3%	49.2%	48.8%	58.9%
% of FP17s for the same patient ID Re-attending between 3 & 9 months - Adults	123	336	36.6%	39.1%	39.3%	51.6%
% of FP17s for Band 1 Urgent Courses	44	340	12.9%	10.0%	10.6%	8.9%
% of FP17s Relating to Free Repair or Replacements	1	340	0.3%	0.6%	0.5%	0.8%
% of FP17s Relating to Continuations	0	340	0.0%	0.9%	0.7%	0.9%
% of Patients satisfied with the dentistry they have received	1	1	N/A	91.6%	90.4%	93.2%
% of Patients satisfied with the time they had to wait for an appointment	1	1	N/A	88.0%	85.3%	88.8%

* This is based on patients treated on this contract for their most recent course of treatment. Figures in italics indicate the base number of FP17s or Patient Questionnaire responses are less than 100. N/A is shown where the base number of responses is less than 10 during the period. % is calculated as Quantity/Base number*100

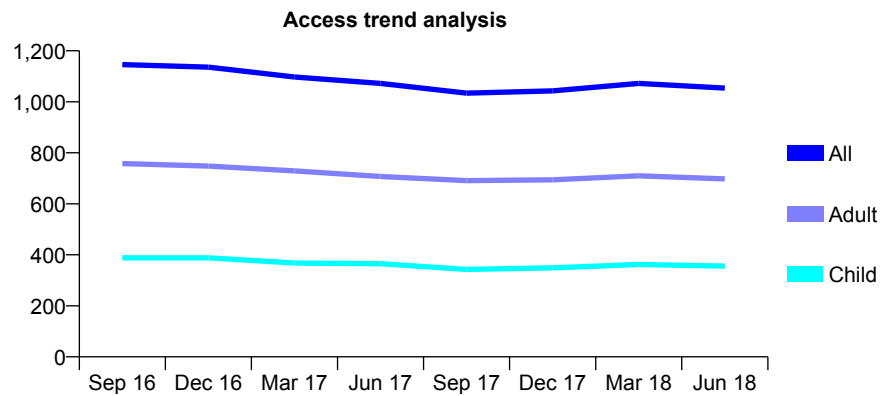
Q63 - Vital Signs At a Glance Contract Report for 781819/0001 - June 2018

Name or company name	MRS I AZENABOR
Contract type name	GDS Contract
Purpose of contract	General
Contract start date	01/04/2011
Contract end date	

18/19 Contracted general activity (UDA)	2,519
Carry forward general activity (UDA)	0
18/19 Contracted orthodontic activity (UOA)	0
Carry forward orthodontic activity (UOA)	0
Baseline contract value	£65,403.95

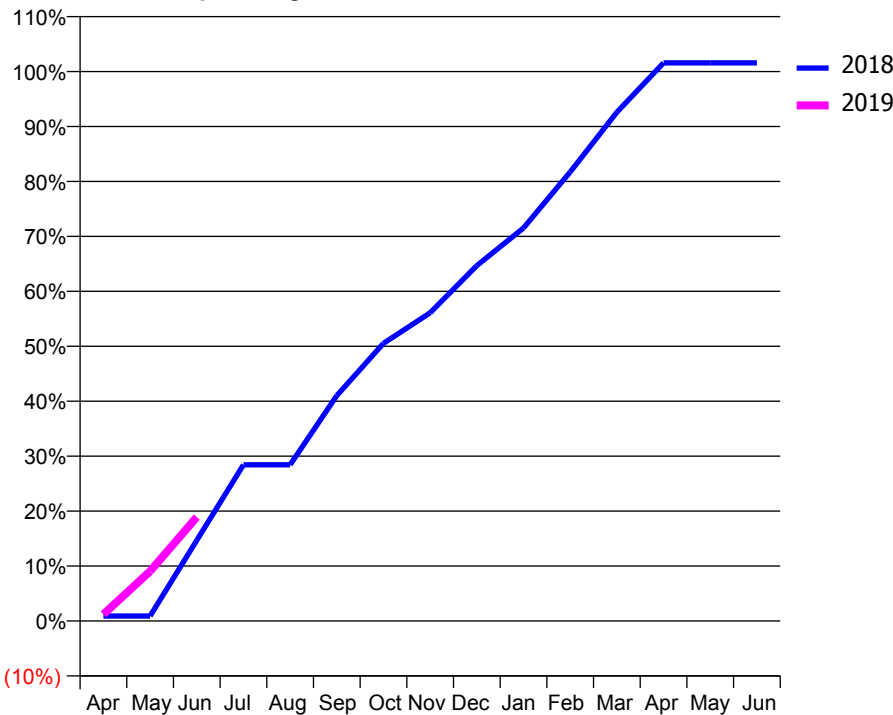
ACCESS*

Patients seen in 24 months	Total	Change since previous quarter
Quarter ending June 2017	1,072	
Quarter ending September 2017	1,034	↓
Quarter ending December 2017	1,043	→
Quarter ending March 2018	1,072	↑
Quarter ending June 2018	1,054	↓
Variance since June 2017	(1.7%)	↓



ACTIVITY

Cumulative percentage of contracted UDA delivered 2018 & 2019



Adjusted Scheduled Activity (UDA)		
Month	2018	2019
April	23	31
May	23	228
June	370	476
July	716	
August	716	
September	1,033	
October	1,273	
November	1,413	
December	1,630	
January	1,802	
February	2,059	
March	2,333	
April	2,558	
May	2,558	
June	2,558	

QUALITY

	Quantity	Base Number	Contract	AT	Region	England
% of FP17s for the same patient ID Re-attending within 3 months - Children	7	101	6.9%	9.8%	11.5%	11.5%
% of FP17s for the same patient ID Re-attending within 3 months - Adults	20	184	10.9%	15.4%	16.6%	15.4%
% of FP17s for the same patient ID Re-attending between 3 & 9 months - Children	51	101	50.5%	49.2%	48.8%	58.9%
% of FP17s for the same patient ID Re-attending between 3 & 9 months - Adults	77	184	41.8%	39.1%	39.3%	51.6%
% of FP17s for Band 1 Urgent Courses	21	215	9.8%	10.0%	10.6%	8.9%
% of FP17s Relating to Free Repair or Replacements	1	215	0.5%	0.6%	0.5%	0.8%
% of FP17s Relating to Continuations	1	215	0.5%	0.9%	0.7%	0.9%
% of Patients satisfied with the dentistry they have received	1	1	N/A	91.6%	90.4%	93.2%
% of Patients satisfied with the time they had to wait for an appointment	1	1	N/A	88.0%	85.3%	88.8%

* This is based on patients treated on this contract for their most recent course of treatment. Figures in italics indicate the base number of FP17s or Patient Questionnaire responses are less than 100. N/A is shown where the base number of responses is less than 10 during the period. % is calculated as Quantity/Base number*100

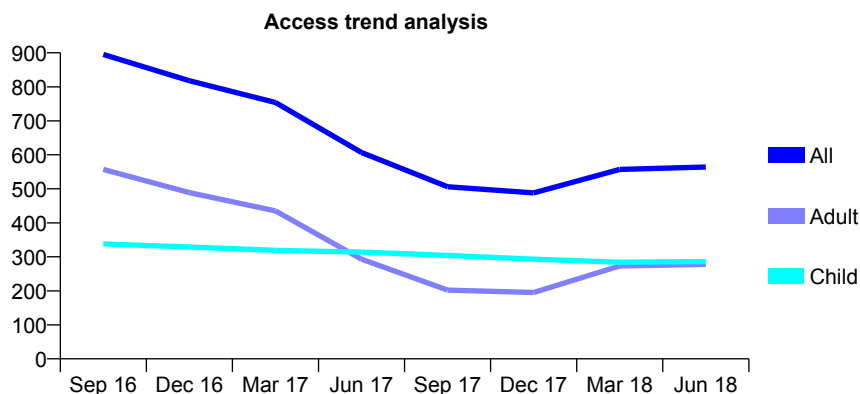
Q63 - Vital Signs At a Glance Contract Report for 794694/0001 - June 2018

Name or company name	Shirley Park Dental Surgery
Contract type name	GDS Contract
Purpose of contract	General
Contract start date	01/04/2006
Contract end date	

18/19 Contracted general activity (UDA)	1,344
Carry forward general activity (UDA)	0
18/19 Contracted orthodontic activity (UOA)	0
Carry forward orthodontic activity (UOA)	0
Baseline contract value	£30,318.09

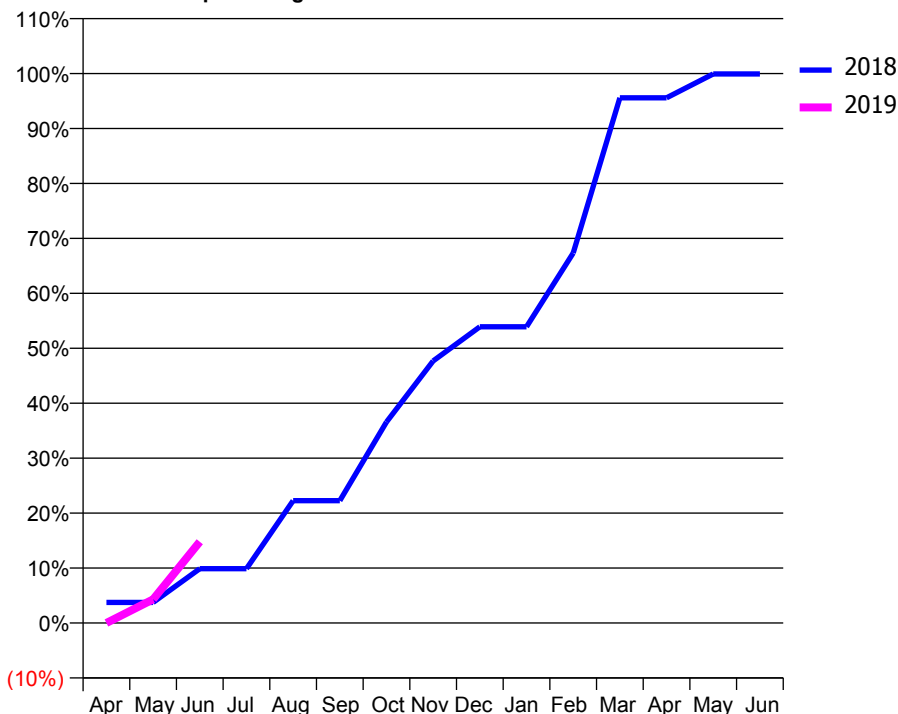
ACCESS*

Patients seen in 24 months	Total	Change since previous quarter
Quarter ending June 2017	607	
Quarter ending September 2017	506	↓
Quarter ending December 2017	488	↓
Quarter ending March 2018	557	↑
Quarter ending June 2018	564	→
Variance since June 2017	(7.1%)	↓



ACTIVITY

Cumulative percentage of contracted UDA delivered 2018 & 2019



Adjusted Scheduled Activity (UDA)

Month	2018	2019
April	50	0
May	50	58
June	133	199
July	133	
August	299	
September	299	
October	492	
November	641	
December	724	
January	724	
February	905	
March	1,285	
April	1,285	
May	1,343	
June	1,343	

QUALITY

	Quantity	Base Number	Contract	AT	Region	England
% of FP17s for the same patient ID Re-attending within 3 months - Children	13	94	13.8%	9.8%	11.5%	11.5%
% of FP17s for the same patient ID Re-attending within 3 months - Adults	7	39	17.9%	15.4%	16.6%	15.4%
% of FP17s for the same patient ID Re-attending between 3 & 9 months - Children	54	94	57.4%	49.2%	48.8%	58.9%
% of FP17s for the same patient ID Re-attending between 3 & 9 months - Adults	16	39	41.0%	39.1%	39.3%	51.6%
% of FP17s for Band 1 Urgent Courses	4	110	3.6%	10.0%	10.6%	8.9%
% of FP17s Relating to Free Repair or Replacements	1	110	0.9%	0.6%	0.5%	0.8%
% of FP17s Relating to Continuations	1	110	0.9%	0.9%	0.7%	0.9%
% of Patients satisfied with the dentistry they have received	0	0	N/A	91.6%	90.4%	93.2%
% of Patients satisfied with the time they had to wait for an appointment	0	0	N/A	88.0%	85.3%	88.8%

* This is based on patients treated on this contract for their most recent course of treatment. Figures in italics indicate the base number of FP17s or Patient Questionnaire responses are less than 100. N/A is shown where the base number of responses is less than 10 during the period. % is calculated as Quantity/Base number*100

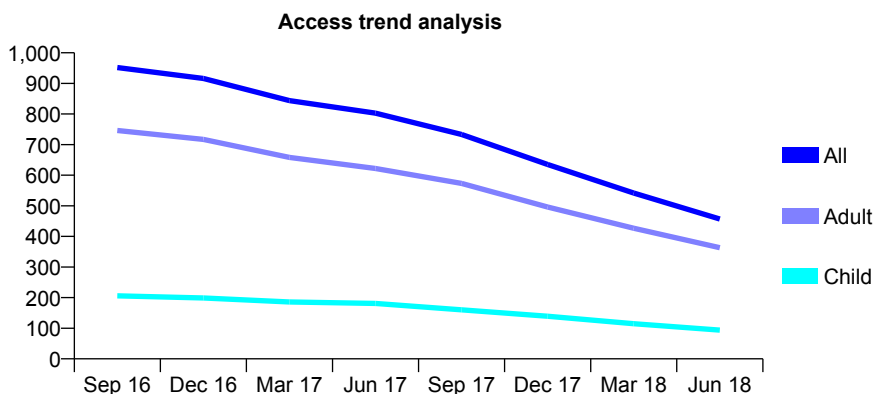
Q63 - Vital Signs At a Glance Contract Report for 795860/0001 - June 2018

Name or company name	MR S KHAN
Contract type name	GDS Contract
Purpose of contract	General
Contract start date	01/04/2006
Contract end date	01/05/2018

18/19 Contracted general activity (UDA)	344
Carry forward general activity (UDA)	0
18/19 Contracted orthodontic activity (UOA)	0
Carry forward orthodontic activity (UOA)	0
Baseline contract value	£8,349.70

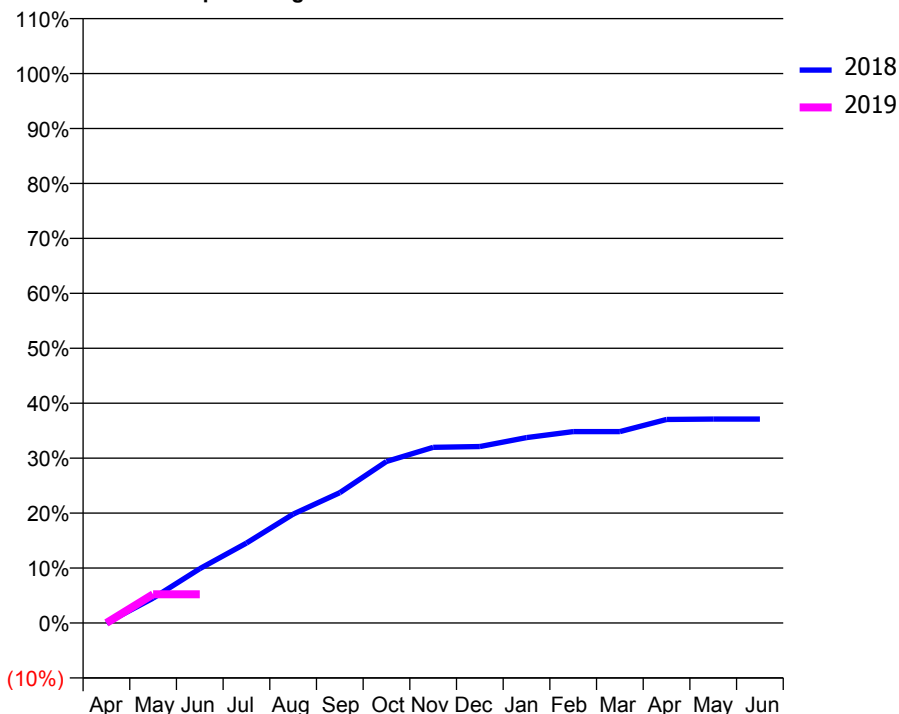
ACCESS*

Patients seen in 24 months	Total	Change since previous quarter
Quarter ending June 2017	803	
Quarter ending September 2017	733	↓
Quarter ending December 2017	635	↓
Quarter ending March 2018	542	↓
Quarter ending June 2018	457	↓
Variance since June 2017	(43.1%)	↓



ACTIVITY

Cumulative percentage of contracted UDA delivered 2018 & 2019



Month	Adjusted Scheduled Activity (UDA)	
	2018	2019
April	0	0
May	181	18
June	396	18
July	582	
August	793	
September	949	
October	1,176	
November	1,279	
December	1,285	
January	1,350	
February	1,393	
March	1,393	
April	1,482	
May	1,485	
June	1,485	

QUALITY

	Quantity	Base Number	Contract	AT	Region	England
% of FP17s for the same patient ID Re-attending within 3 months - Children	0	10	0.0%	9.8%	11.5%	11.5%
% of FP17s for the same patient ID Re-attending within 3 months - Adults	0	28	0.0%	15.4%	16.6%	15.4%
% of FP17s for the same patient ID Re-attending between 3 & 9 months - Children	6	10	60.0%	49.2%	48.8%	58.9%
% of FP17s for the same patient ID Re-attending between 3 & 9 months - Adults	12	28	42.9%	39.1%	39.3%	51.6%
% of FP17s for Band 1 Urgent Courses	0	6	0.0%	10.0%	10.6%	8.9%
% of FP17s Relating to Free Repair or Replacements	0	6	0.0%	0.6%	0.5%	0.8%
% of FP17s Relating to Continuations	0	6	0.0%	0.9%	0.7%	0.9%
% of Patients satisfied with the dentistry they have received	0	0	N/A	91.6%	90.4%	93.2%
% of Patients satisfied with the time they had to wait for an appointment	0	0	N/A	88.0%	85.3%	88.8%

* This is based on patients treated on this contract for their most recent course of treatment. Figures in italics indicate the base number of FP17s or Patient Questionnaire responses are less than 100. N/A is shown where the base number of responses is less than 10 during the period. % is calculated as Quantity/Base number*100

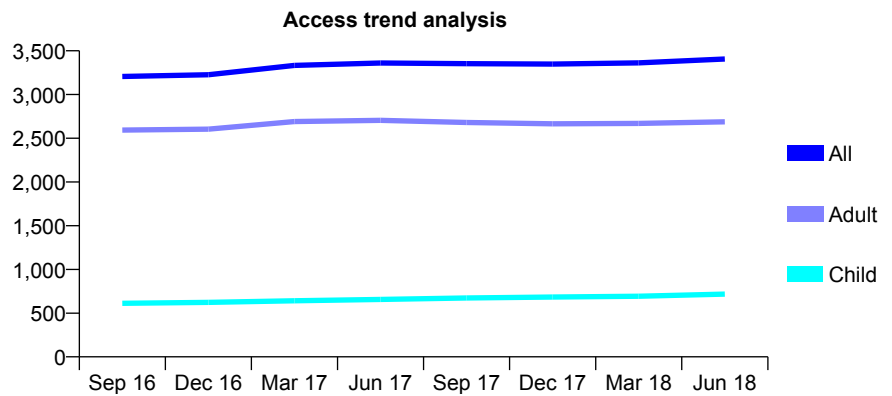
Q63 - Vital Signs At a Glance Contract Report for 801011/0001 - June 2018

Name or company name	MR H KELAY
Contract type name	GDS Contract
Purpose of contract	General
Contract start date	01/04/2006
Contract end date	

18/19 Contracted general activity (UDA)	11,000
Carry forward general activity (UDA)	0
18/19 Contracted orthodontic activity (UOA)	0
Carry forward orthodontic activity (UOA)	0
Baseline contract value	£253,640.97

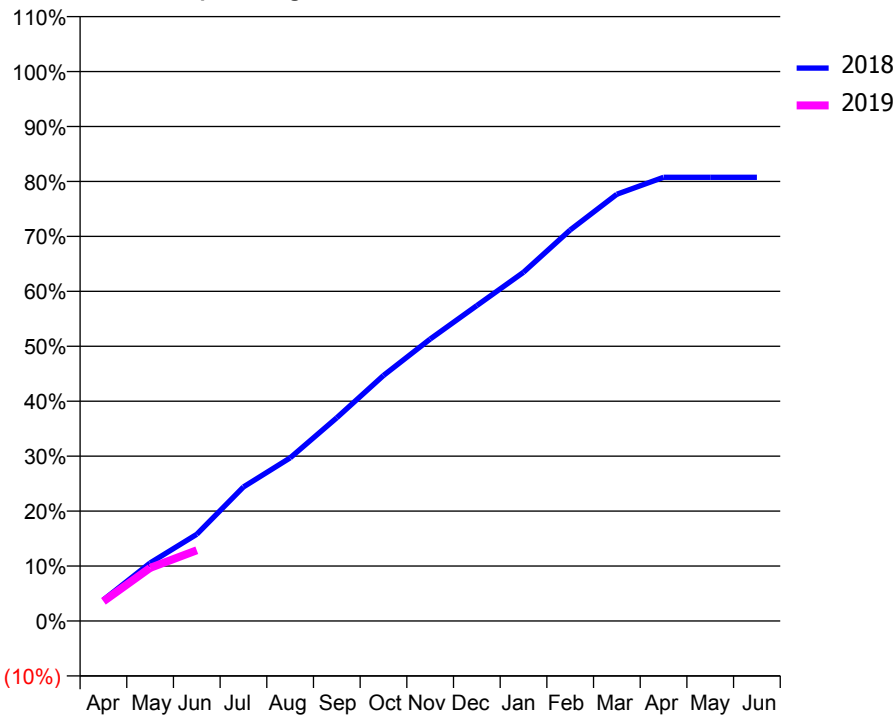
ACCESS*

Patients seen in 24 months	Total	Change since previous quarter
Quarter ending June 2017	3,360	
Quarter ending September 2017	3,353	→
Quarter ending December 2017	3,349	→
Quarter ending March 2018	3,362	→
Quarter ending June 2018	3,406	→
Variance since June 2017	1.4%	→



ACTIVITY

Cumulative percentage of contracted UDA delivered 2018 & 2019



Month	Adjusted Scheduled Activity (UDA)	
	2018	2019
April	423	393
May	1,162	1,063
June	1,738	1,416
July	2,683	
August	3,265	
September	4,070	
October	4,916	
November	5,645	
December	6,314	
January	6,983	
February	7,829	
March	8,544	
April	8,882	
May	8,882	
June	8,882	

QUALITY

	Quantity	Base Number	Contract	AT	Region	England
% of FP17s for the same patient ID Re-attending within 3 months - Children	19	170	11.2%	9.8%	11.5%	11.5%
% of FP17s for the same patient ID Re-attending within 3 months - Adults	94	650	14.5%	15.4%	16.6%	15.4%
% of FP17s for the same patient ID Re-attending between 3 & 9 months - Children	61	170	35.9%	49.2%	48.8%	58.9%
% of FP17s for the same patient ID Re-attending between 3 & 9 months - Adults	267	650	41.1%	39.1%	39.3%	51.6%
% of FP17s for Band 1 Urgent Courses	32	575	5.6%	10.0%	10.6%	8.9%
% of FP17s Relating to Free Repair or Replacements	1	575	0.2%	0.6%	0.5%	0.8%
% of FP17s Relating to Continuations	24	575	4.2%	0.9%	0.7%	0.9%
% of Patients satisfied with the dentistry they have received	0	0	N/A	91.6%	90.4%	93.2%
% of Patients satisfied with the time they had to wait for an appointment	0	0	N/A	88.0%	85.3%	88.8%

* This is based on patients treated on this contract for their most recent course of treatment. Figures in italics indicate the base number of FP17s or Patient Questionnaire responses are less than 100. N/A is shown where the base number of responses is less than 10 during the period. % is calculated as Quantity/Base number*100

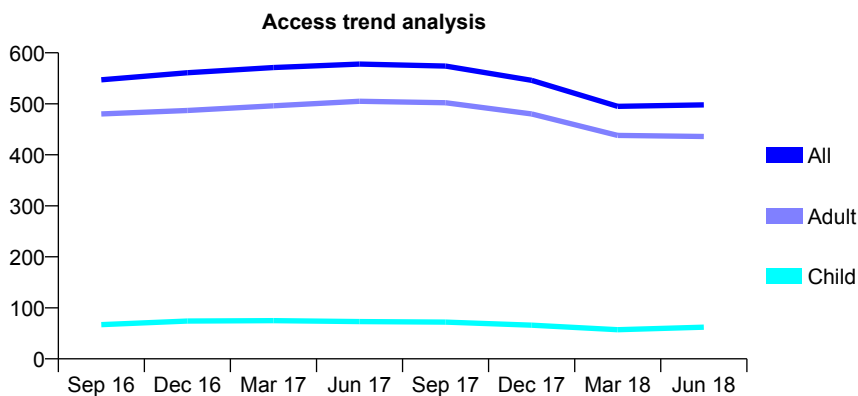
Q63 - Vital Signs At a Glance Contract Report for 801321/0002 - June 2018

Name or company name	MR AJ WEISS
Contract type name	GDS Contract
Purpose of contract	General
Contract start date	01/04/2006
Contract end date	

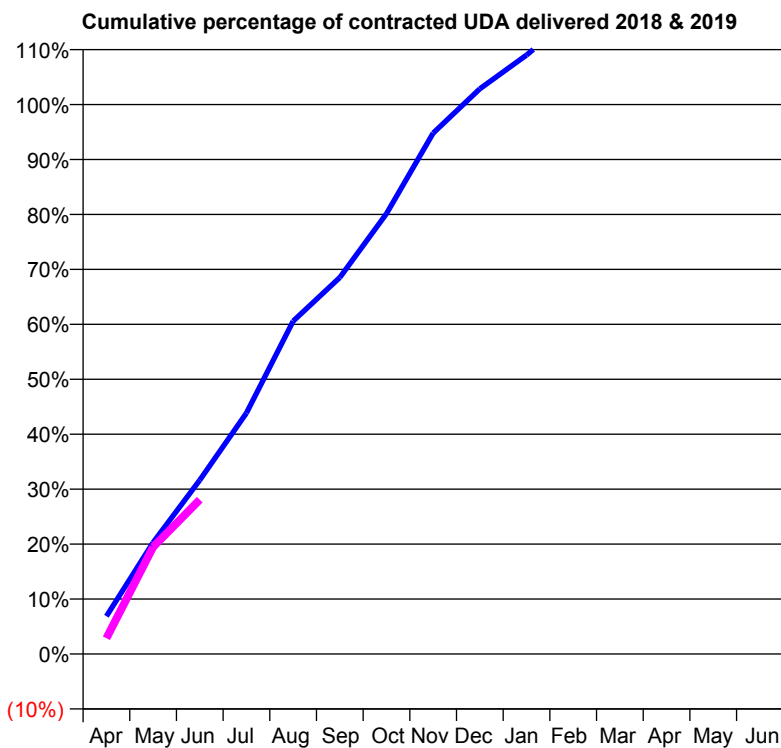
18/19 Contracted general activity (UDA)	1,200
Carry forward general activity (UDA)	0
18/19 Contracted orthodontic activity (UOA)	0
Carry forward orthodontic activity (UOA)	0
Baseline contract value	£24,989.67

ACCESS*

Patients seen in 24 months	Total	Change since previous quarter
Quarter ending June 2017	578	
Quarter ending September 2017	574	→
Quarter ending December 2017	546	↓
Quarter ending March 2018	495	↓
Quarter ending June 2018	498	→
Variance since June 2017	(13.8%)	↓



ACTIVITY



Month	Adjusted Scheduled Activity (UDA)	
	2018	2019
April	83	34
May	244	234
June	380	337
July	526	
August	727	
September	822	
October	962	
November	1,138	
December	1,234	
January	1,308	
February	1,392	
March	1,413	
April	1,418	
May	1,418	
June	1,418	

QUALITY

	Quantity	Base Number	Contract	AT	Region	England
% of FP17s for the same patient ID Re-attending within 3 months - Children	0	24	0.0%	9.8%	11.5%	11.5%
% of FP17s for the same patient ID Re-attending within 3 months - Adults	12	173	6.9%	15.4%	16.6%	15.4%
% of FP17s for the same patient ID Re-attending between 3 & 9 months - Children	16	24	66.7%	49.2%	48.8%	58.9%
% of FP17s for the same patient ID Re-attending between 3 & 9 months - Adults	125	173	72.3%	39.1%	39.3%	51.6%
% of FP17s for Band 1 Urgent Courses	10	193	5.2%	10.0%	10.6%	8.9%
% of FP17s Relating to Free Repair or Replacements	0	193	0.0%	0.6%	0.5%	0.8%
% of FP17s Relating to Continuations	0	193	0.0%	0.9%	0.7%	0.9%
% of Patients satisfied with the dentistry they have received	0	0	N/A	91.6%	90.4%	93.2%
% of Patients satisfied with the time they had to wait for an appointment	0	0	N/A	88.0%	85.3%	88.8%

* This is based on patients treated on this contract for their most recent course of treatment. Figures in italics indicate the base number of FP17s or Patient Questionnaire responses are less than 100. N/A is shown where the base number of responses is less than 10 during the period. % is calculated as Quantity/Base number*100

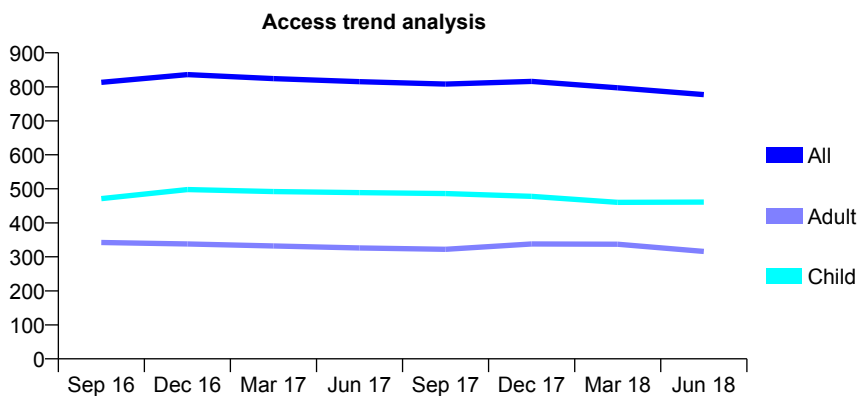
Q63 - Vital Signs At a Glance Contract Report for 801518/0001 - June 2018

Name or company name	MR DH KEEN
Contract type name	GDS Contract
Purpose of contract	General
Contract start date	01/04/2006
Contract end date	

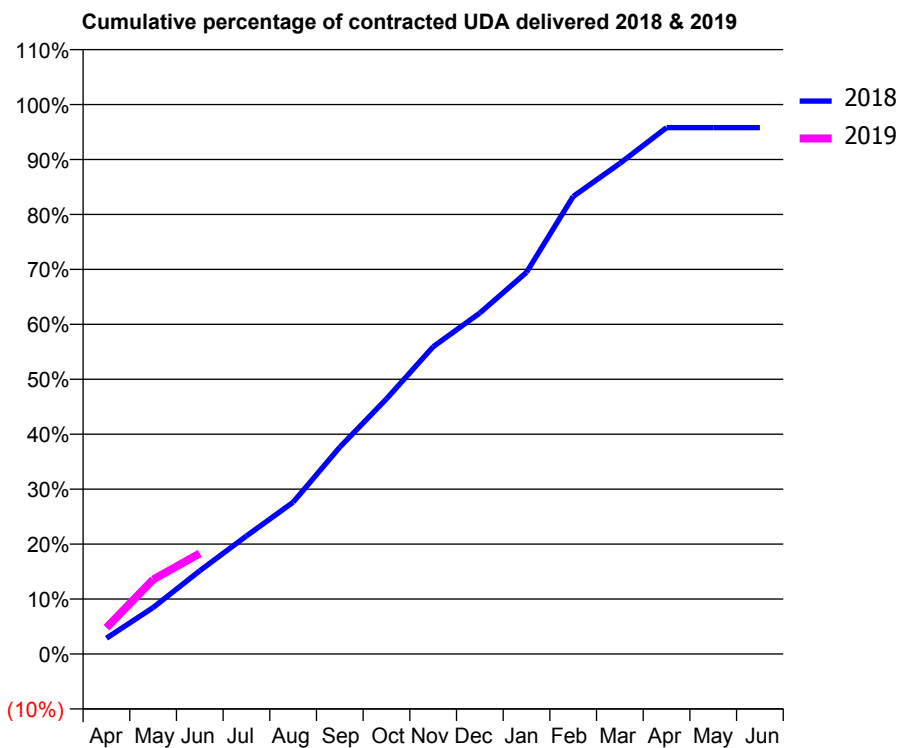
18/19 Contracted general activity (UDA)	2,287
Carry forward general activity (UDA)	0
18/19 Contracted orthodontic activity (UOA)	0
Carry forward orthodontic activity (UOA)	0
Baseline contract value	£59,547.62

ACCESS*

Patients seen in 24 months	Total	Change since previous quarter
Quarter ending June 2017	815	
Quarter ending September 2017	808	→
Quarter ending December 2017	816	→
Quarter ending March 2018	797	↓
Quarter ending June 2018	777	↓
Variance since June 2017	(4.7%)	↓



ACTIVITY



Adjusted Scheduled Activity (UDA)		
Month	2018	2019
April	66	109
May	194	310
June	347	419
July	492	
August	632	
September	861	
October	1,062	
November	1,279	
December	1,419	
January	1,589	
February	1,905	
March	2,042	
April	2,191	
May	2,191	
June	2,191	

QUALITY

	Quantity	Base Number	Contract	AT	Region	England
% of FP17s for the same patient ID Re-attending within 3 months - Children	21	167	12.6%	9.8%	11.5%	11.5%
% of FP17s for the same patient ID Re-attending within 3 months - Adults	17	93	18.3%	15.4%	16.6%	15.4%
% of FP17s for the same patient ID Re-attending between 3 & 9 months - Children	88	167	52.7%	49.2%	48.8%	58.9%
% of FP17s for the same patient ID Re-attending between 3 & 9 months - Adults	60	93	64.5%	39.1%	39.3%	51.6%
% of FP17s for Band 1 Urgent Courses	8	210	3.8%	10.0%	10.6%	8.9%
% of FP17s Relating to Free Repair or Replacements	0	210	0.0%	0.6%	0.5%	0.8%
% of FP17s Relating to Continuations	0	210	0.0%	0.9%	0.7%	0.9%
% of Patients satisfied with the dentistry they have received	0	0	N/A	91.6%	90.4%	93.2%
% of Patients satisfied with the time they had to wait for an appointment	0	0	N/A	88.0%	85.3%	88.8%

* This is based on patients treated on this contract for their most recent course of treatment. Figures in italics indicate the base number of FP17s or Patient Questionnaire responses are less than 100. N/A is shown where the base number of responses is less than 10 during the period. % is calculated as Quantity/Base number*100

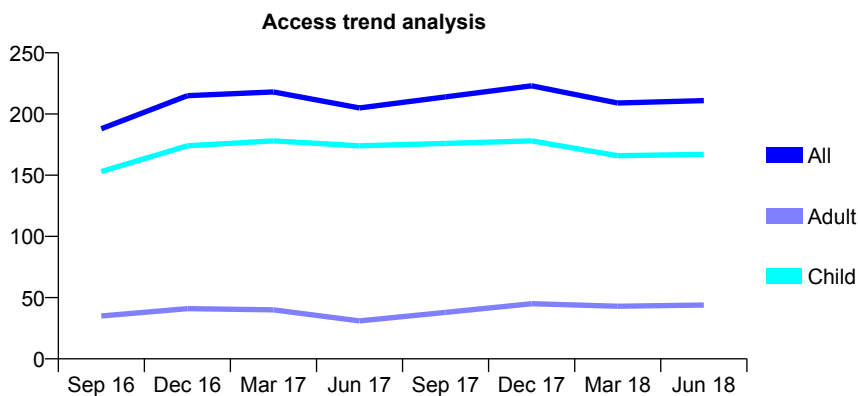
Q63 - Vital Signs At a Glance Contract Report for 801976/0001 - June 2018

Name or company name	MR BG GRUNDY
Contract type name	GDS Contract
Purpose of contract	General
Contract start date	01/04/2006
Contract end date	30/06/2018

18/19 Contracted general activity (UDA)	100
Carry forward general activity (UDA)	0
18/19 Contracted orthodontic activity (UOA)	0
Carry forward orthodontic activity (UOA)	0
Baseline contract value	£2,720.36

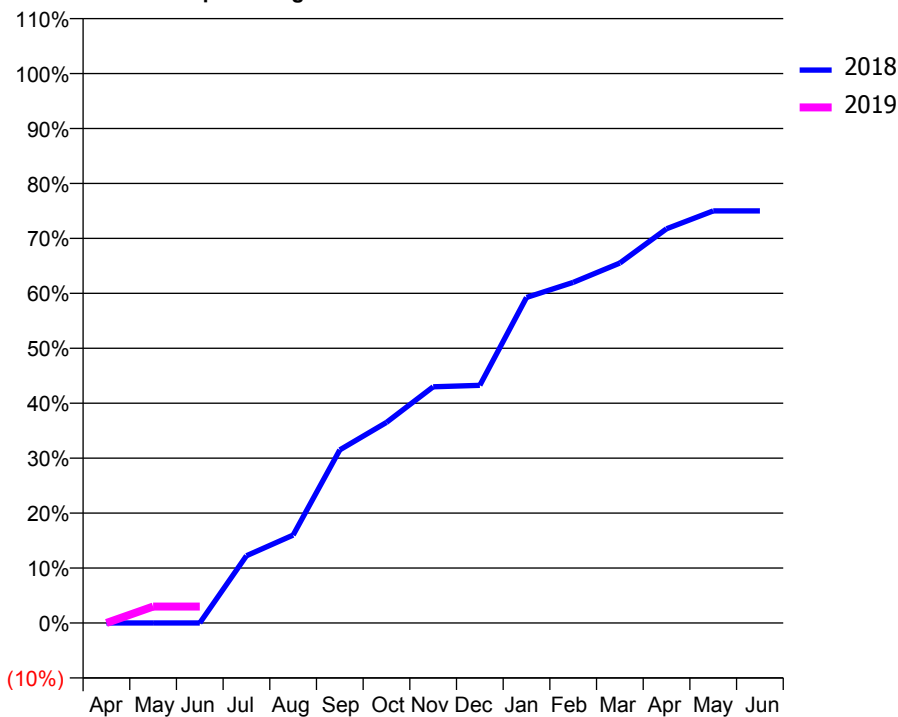
ACCESS*

Patients seen in 24 months	Total	Change since previous quarter
Quarter ending June 2017	205	
Quarter ending September 2017	214	↑
Quarter ending December 2017	223	↑
Quarter ending March 2018	209	↓
Quarter ending June 2018	211	→
Variance since June 2017	2.9%	↑



ACTIVITY

Cumulative percentage of contracted UDA delivered 2018 & 2019



Month	Adjusted Scheduled Activity (UDA)	
	2018	2019
April	0	0
May	0	3
June	0	3
July	49	
August	64	
September	126	
October	146	
November	172	
December	173	
January	237	
February	248	
March	262	
April	287	
May	300	
June	300	

QUALITY

	Quantity	Base Number	Contract	AT	Region	England
% of FP17s for the same patient ID Re-attending within 3 months - Children	1	20	5.0%	9.8%	11.5%	11.5%
% of FP17s for the same patient ID Re-attending within 3 months - Adults	0	3	0.0%	15.4%	16.6%	15.4%
% of FP17s for the same patient ID Re-attending between 3 & 9 months - Children	3	20	15.0%	49.2%	48.8%	58.9%
% of FP17s for the same patient ID Re-attending between 3 & 9 months - Adults	1	3	33.3%	39.1%	39.3%	51.6%
% of FP17s for Band 1 Urgent Courses	0	1	0.0%	10.0%	10.6%	8.9%
% of FP17s Relating to Free Repair or Replacements	0	1	0.0%	0.6%	0.5%	0.8%
% of FP17s Relating to Continuations	0	1	0.0%	0.9%	0.7%	0.9%
% of Patients satisfied with the dentistry they have received	0	0	N/A	91.6%	90.4%	93.2%
% of Patients satisfied with the time they had to wait for an appointment	0	0	N/A	88.0%	85.3%	88.8%

* This is based on patients treated on this contract for their most recent course of treatment. Figures in italics indicate the base number of FP17s or Patient Questionnaire responses are less than 100. N/A is shown where the base number of responses is less than 10 during the period. % is calculated as Quantity/Base number*100

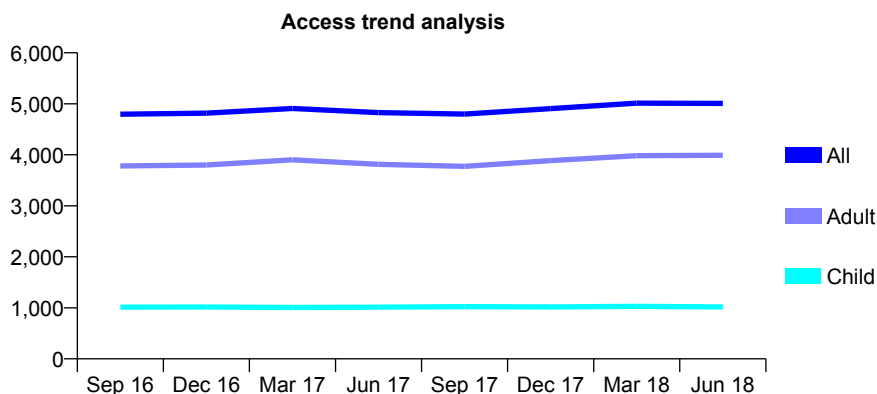
Q63 - Vital Signs At a Glance Contract Report for 803804/0001 - June 2018

Name or company name	Parvin Faramarzi
Contract type name	GDS Contract
Purpose of contract	General
Contract start date	01/04/2006
Contract end date	

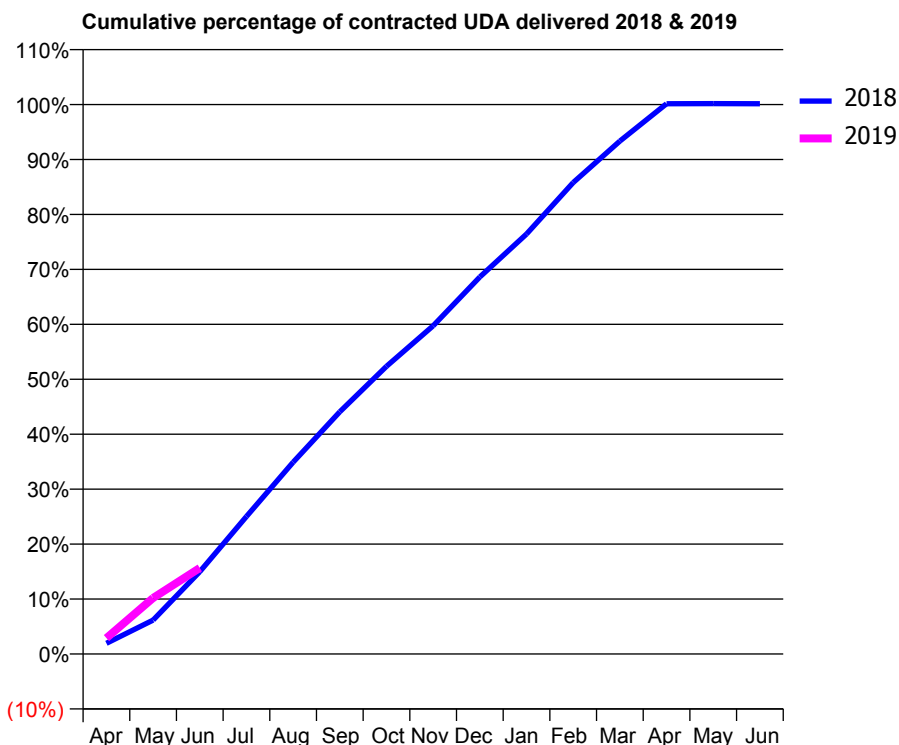
18/19 Contracted general activity (UDA)	13,632
Carry forward general activity (UDA)	0
18/19 Contracted orthodontic activity (UOA)	0
Carry forward orthodontic activity (UOA)	0
Baseline contract value	£356,030.12

ACCESS*

Patients seen in 24 months	Total	Change since previous quarter
Quarter ending June 2017	4,827	
Quarter ending September 2017	4,799	→
Quarter ending December 2017	4,905	↑
Quarter ending March 2018	5,012	↑
Quarter ending June 2018	5,008	→
Variance since June 2017	3.7%	↑



ACTIVITY



Month	Adjusted Scheduled Activity (UDA)	
	2018	2019
April	268	396
May	843	1,392
June	2,042	2,136
July	3,413	
August	4,759	
September	6,011	
October	7,138	
November	8,141	
December	9,354	
January	10,419	
February	11,697	
March	12,723	
April	13,652	
May	13,653	
June	13,650	

QUALITY

	Quantity	Base Number	Contract	AT	Region	England
% of FP17s for the same patient ID Re-attending within 3 months - Children	10	306	3.3%	9.8%	11.5%	11.5%
% of FP17s for the same patient ID Re-attending within 3 months - Adults	95	1,005	9.5%	15.4%	16.6%	15.4%
% of FP17s for the same patient ID Re-attending between 3 & 9 months - Children	118	306	38.6%	49.2%	48.8%	58.9%
% of FP17s for the same patient ID Re-attending between 3 & 9 months - Adults	291	1,005	29.0%	39.1%	39.3%	51.6%
% of FP17s for Band 1 Urgent Courses	95	1,023	9.3%	10.0%	10.6%	8.9%
% of FP17s Relating to Free Repair or Replacements	1	1,023	0.1%	0.6%	0.5%	0.8%
% of FP17s Relating to Continuations	5	1,023	0.5%	0.9%	0.7%	0.9%
% of Patients satisfied with the dentistry they have received	3	3	N/A	91.6%	90.4%	93.2%
% of Patients satisfied with the time they had to wait for an appointment	3	3	N/A	88.0%	85.3%	88.8%

* This is based on patients treated on this contract for their most recent course of treatment. Figures in italics indicate the base number of FP17s or Patient Questionnaire responses are less than 100. N/A is shown where the base number of responses is less than 10 during the period. % is calculated as Quantity/Base number*100

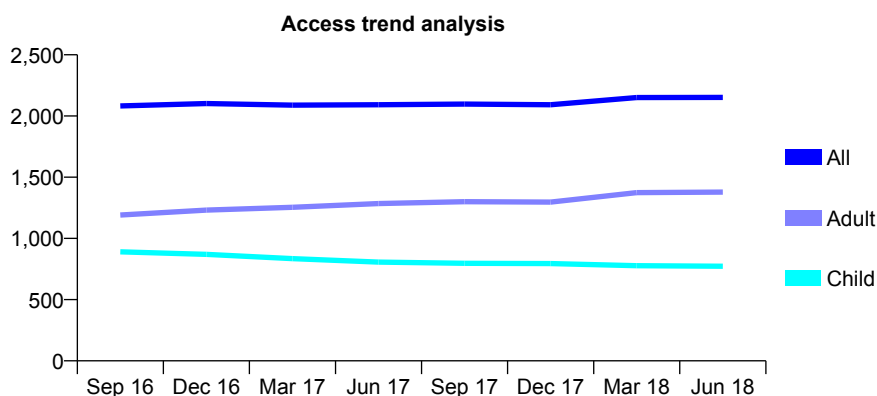
Q63 - Vital Signs At a Glance Contract Report for 808601/0001 - June 2018

Name or company name	MR GM BURR
Contract type name	GDS Contract
Purpose of contract	General
Contract start date	01/04/2006
Contract end date	

18/19 Contracted general activity (UDA)	4,000
Carry forward general activity (UDA)	0
18/19 Contracted orthodontic activity (UOA)	0
Carry forward orthodontic activity (UOA)	0
Baseline contract value	£104,150.01

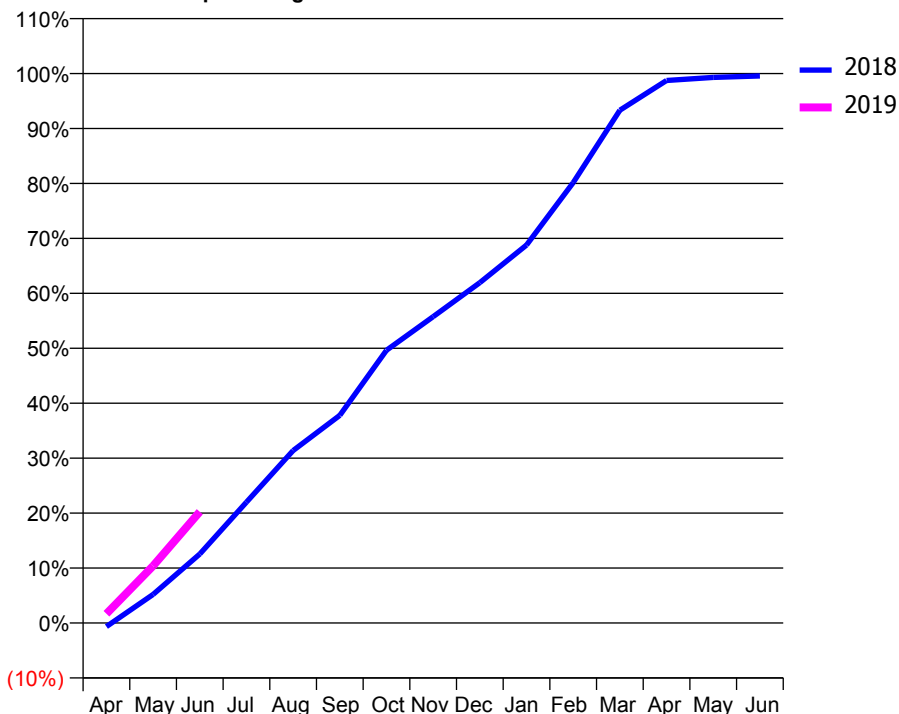
ACCESS*

Patients seen in 24 months	Total	Change since previous quarter
Quarter ending June 2017	2,092	
Quarter ending September 2017	2,097	→
Quarter ending December 2017	2,092	→
Quarter ending March 2018	2,151	↑
Quarter ending June 2018	2,152	→
Variance since June 2017	2.9%	↑



ACTIVITY

Cumulative percentage of contracted UDA delivered 2018 & 2019



Adjusted Scheduled Activity (UDA)

Month	2018	2019
April	-27	68
May	208	416
June	502	810
July	880	
August	1,255	
September	1,511	
October	1,986	
November	2,230	
December	2,478	
January	2,751	
February	3,206	
March	3,732	
April	3,949	
May	3,971	
June	3,982	

QUALITY

	Quantity	Base Number	Contract	AT	Region	England
% of FP17s for the same patient ID Re-attending within 3 months - Children	9	195	4.6%	9.8%	11.5%	11.5%
% of FP17s for the same patient ID Re-attending within 3 months - Adults	28	313	8.9%	15.4%	16.6%	15.4%
% of FP17s for the same patient ID Re-attending between 3 & 9 months - Children	71	195	36.4%	49.2%	48.8%	58.9%
% of FP17s for the same patient ID Re-attending between 3 & 9 months - Adults	81	313	25.9%	39.1%	39.3%	51.6%
% of FP17s for Band 1 Urgent Courses	18	387	4.7%	10.0%	10.6%	8.9%
% of FP17s Relating to Free Repair or Replacements	0	387	0.0%	0.6%	0.5%	0.8%
% of FP17s Relating to Continuations	0	387	0.0%	0.9%	0.7%	0.9%
% of Patients satisfied with the dentistry they have received	1	1	N/A	91.6%	90.4%	93.2%
% of Patients satisfied with the time they had to wait for an appointment	1	1	N/A	88.0%	85.3%	88.8%

* This is based on patients treated on this contract for their most recent course of treatment. Figures in italics indicate the base number of FP17s or Patient Questionnaire responses are less than 100. N/A is shown where the base number of responses is less than 10 during the period. % is calculated as Quantity/Base number*100

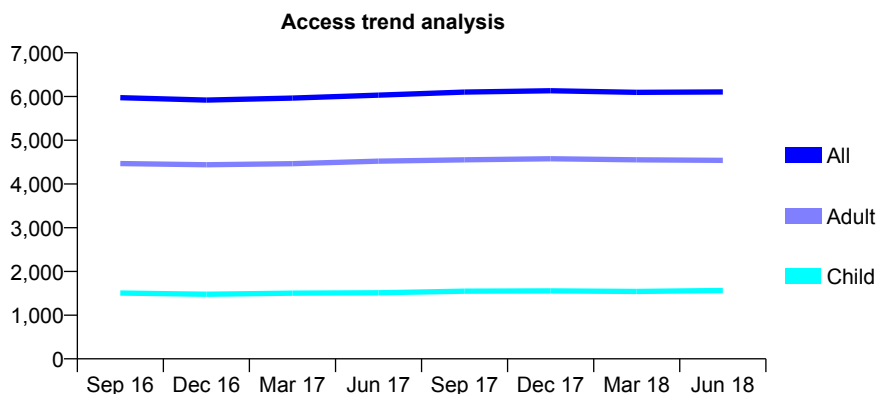
Q63 - Vital Signs At a Glance Contract Report for 809365/0001 - June 2018

Name or company name	MR CJ WETTON
Contract type name	GDS Contract
Purpose of contract	General
Contract start date	01/08/2012
Contract end date	

18/19 Contracted general activity (UDA)	14,364
Carry forward general activity (UDA)	0
18/19 Contracted orthodontic activity (UOA)	0
Carry forward orthodontic activity (UOA)	0
Baseline contract value	£373,452.62

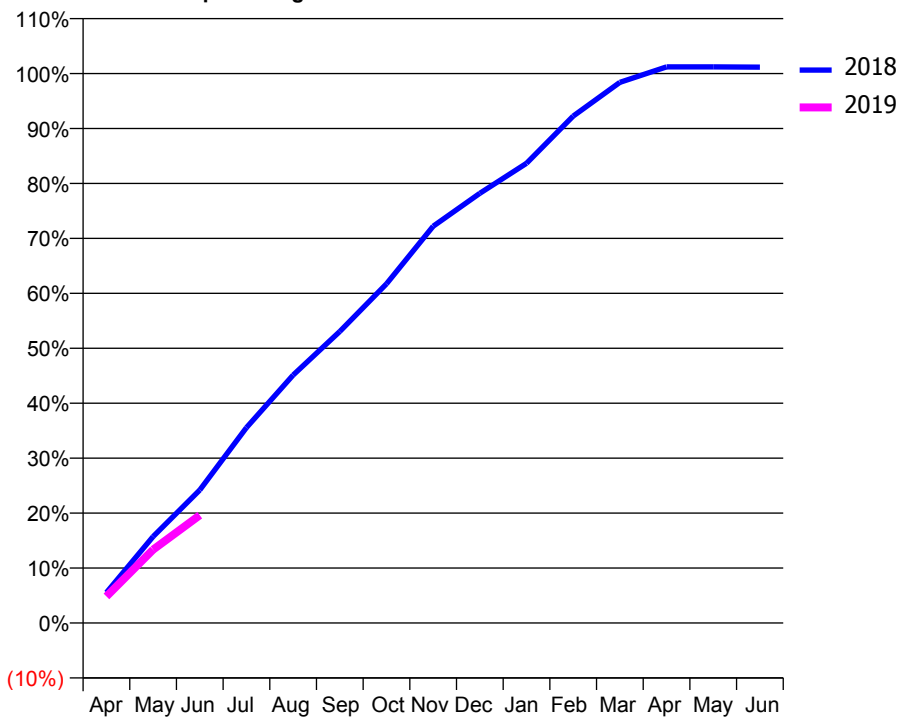
ACCESS*

Patients seen in 24 months	Total	Change since previous quarter
Quarter ending June 2017	6,032	
Quarter ending September 2017	6,102	→
Quarter ending December 2017	6,131	→
Quarter ending March 2018	6,096	→
Quarter ending June 2018	6,105	→
Variance since June 2017	1.2%	→



ACTIVITY

Cumulative percentage of contracted UDA delivered 2018 & 2019



Month	Adjusted Scheduled Activity (UDA)	
	2018	2019
April	797	695
May	2,259	1,917
June	3,476	2,819
July	5,107	
August	6,481	
September	7,620	
October	8,866	
November	10,370	
December	11,233	
January	12,017	
February	13,250	
March	14,133	
April	14,536	
May	14,536	
June	14,529	

QUALITY

	Quantity	Base Number	Contract	AT	Region	England
% of FP17s for the same patient ID Re-attending within 3 months - Children	21	531	4.0%	9.8%	11.5%	11.5%
% of FP17s for the same patient ID Re-attending within 3 months - Adults	107	1,357	7.9%	15.4%	16.6%	15.4%
% of FP17s for the same patient ID Re-attending between 3 & 9 months - Children	281	531	52.9%	49.2%	48.8%	58.9%
% of FP17s for the same patient ID Re-attending between 3 & 9 months - Adults	686	1,357	50.6%	39.1%	39.3%	51.6%
% of FP17s for Band 1 Urgent Courses	87	1,653	5.3%	10.0%	10.6%	8.9%
% of FP17s Relating to Free Repair or Replacements	8	1,653	0.5%	0.6%	0.5%	0.8%
% of FP17s Relating to Continuations	0	1,653	0.0%	0.9%	0.7%	0.9%
% of Patients satisfied with the dentistry they have received	1	1	N/A	91.6%	90.4%	93.2%
% of Patients satisfied with the time they had to wait for an appointment	1	1	N/A	88.0%	85.3%	88.8%

* This is based on patients treated on this contract for their most recent course of treatment. Figures in italics indicate the base number of FP17s or Patient Questionnaire responses are less than 100. N/A is shown where the base number of responses is less than 10 during the period. % is calculated as Quantity/Base number*100

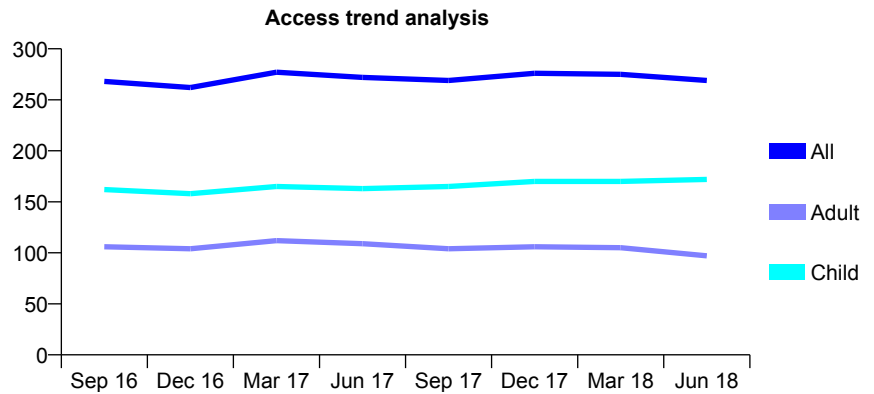
Q63 - Vital Signs At a Glance Contract Report for 810576/0001 - June 2018

Name or company name	MR RA PEREIRA
Contract type name	GDS Contract
Purpose of contract	General
Contract start date	01/04/2006
Contract end date	

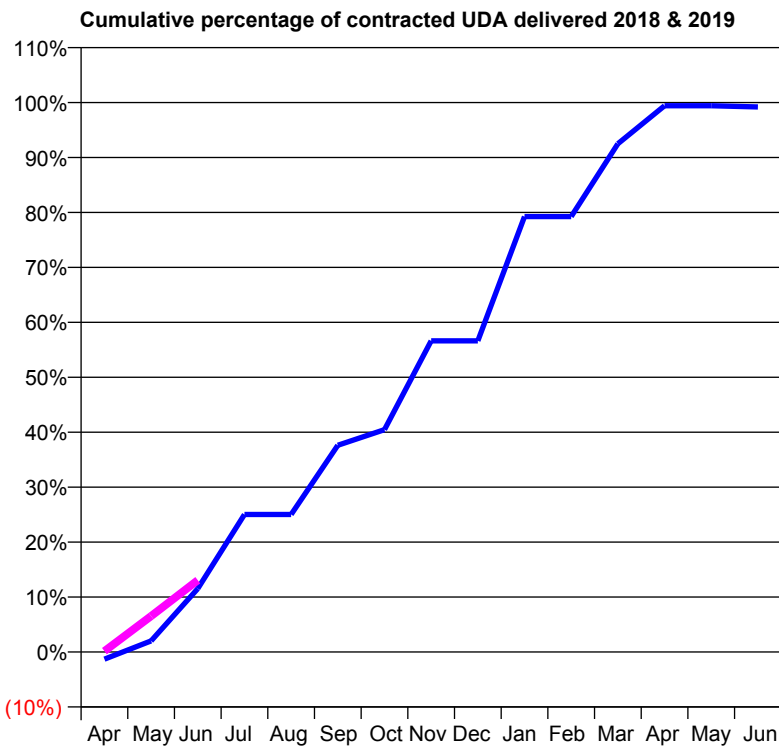
18/19 Contracted general activity (UDA)	600
Carry forward general activity (UDA)	0
18/19 Contracted orthodontic activity (UOA)	0
Carry forward orthodontic activity (UOA)	0
Baseline contract value	£16,385.56

ACCESS*

Patients seen in 24 months	Total	Change since previous quarter
Quarter ending June 2017	272	
Quarter ending September 2017	269	↓
Quarter ending December 2017	276	↑
Quarter ending March 2018	275	→
Quarter ending June 2018	269	↓
Variance since June 2017	(1.1%)	↓



ACTIVITY



Month	Adjusted Scheduled Activity (UDA)	
	2018	2019
April	-8	1
May	12	39
June	69	78
July	150	
August	150	
September	226	
October	243	
November	340	
December	340	
January	475	
February	475	
March	555	
April	596	
May	596	
June	595	

QUALITY

	Quantity	Base Number	Contract	AT	Region	England
% of FP17s for the same patient ID Re-attending within 3 months - Children	0	35	0.0%	9.8%	11.5%	11.5%
% of FP17s for the same patient ID Re-attending within 3 months - Adults	0	23	0.0%	15.4%	16.6%	15.4%
% of FP17s for the same patient ID Re-attending between 3 & 9 months - Children	12	35	34.3%	49.2%	48.8%	58.9%
% of FP17s for the same patient ID Re-attending between 3 & 9 months - Adults	9	23	39.1%	39.1%	39.3%	51.6%
% of FP17s for Band 1 Urgent Courses	2	39	5.1%	10.0%	10.6%	8.9%
% of FP17s Relating to Free Repair or Replacements	0	39	0.0%	0.6%	0.5%	0.8%
% of FP17s Relating to Continuations	0	39	0.0%	0.9%	0.7%	0.9%
% of Patients satisfied with the dentistry they have received	1	1	N/A	91.6%	90.4%	93.2%
% of Patients satisfied with the time they had to wait for an appointment	1	1	N/A	88.0%	85.3%	88.8%

* This is based on patients treated on this contract for their most recent course of treatment. Figures in italics indicate the base number of FP17s or Patient Questionnaire responses are less than 100. N/A is shown where the base number of responses is less than 10 during the period. % is calculated as Quantity/Base number*100

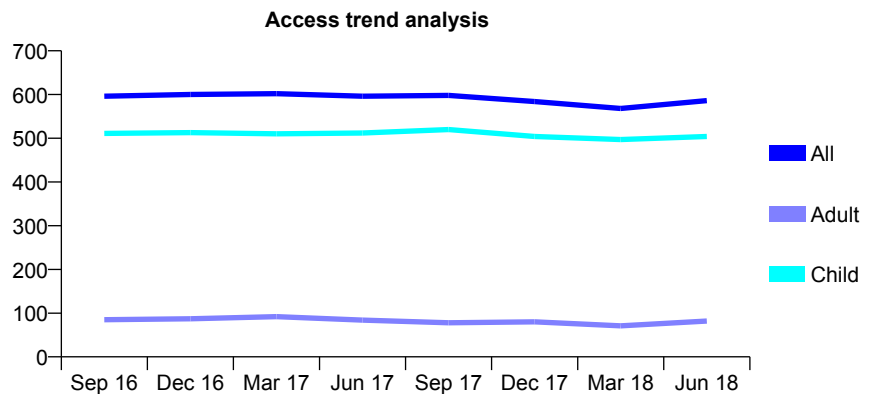
Q63 - Vital Signs At a Glance Contract Report for 813141/0001 - June 2018

Name or company name	Dental Surgery
Contract type name	GDS Contract
Purpose of contract	General
Contract start date	01/04/2006
Contract end date	

18/19 Contracted general activity (UDA)	1,261
Carry forward general activity (UDA)	0
18/19 Contracted orthodontic activity (UOA)	0
Carry forward orthodontic activity (UOA)	0
Baseline contract value	£43,279.52

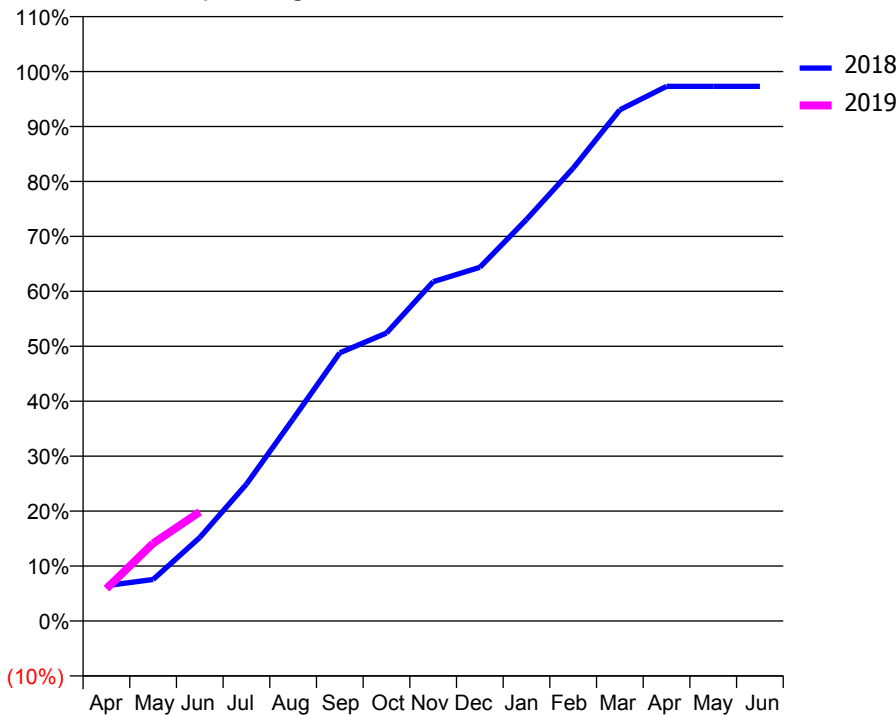
ACCESS*

Patients seen in 24 months	Total	Change since previous quarter
Quarter ending June 2017	596	
Quarter ending September 2017	598	→
Quarter ending December 2017	584	↓
Quarter ending March 2018	568	↓
Quarter ending June 2018	586	↑
Variance since June 2017	(1.7%)	↓



ACTIVITY

Cumulative percentage of contracted UDA delivered 2018 & 2019



Adjusted Scheduled Activity (UDA)		
Month	2018	2019
April	81	74
May	95	178
June	192	251
July	314	
August	464	
September	615	
October	661	
November	779	
December	812	
January	921	
February	1,039	
March	1,173	
April	1,227	
May	1,227	
June	1,227	

QUALITY

	Quantity	Base Number	Contract	AT	Region	England
% of FP17s for the same patient ID Re-attending within 3 months - Children	9	174	5.2%	9.8%	11.5%	11.5%
% of FP17s for the same patient ID Re-attending within 3 months - Adults	0	9	0.0%	15.4%	16.6%	15.4%
% of FP17s for the same patient ID Re-attending between 3 & 9 months - Children	91	174	52.3%	49.2%	48.8%	58.9%
% of FP17s for the same patient ID Re-attending between 3 & 9 months - Adults	6	9	66.7%	39.1%	39.3%	51.6%
% of FP17s for Band 1 Urgent Courses	8	157	5.1%	10.0%	10.6%	8.9%
% of FP17s Relating to Free Repair or Replacements	0	157	0.0%	0.6%	0.5%	0.8%
% of FP17s Relating to Continuations	0	157	0.0%	0.9%	0.7%	0.9%
% of Patients satisfied with the dentistry they have received	0	0	N/A	91.6%	90.4%	93.2%
% of Patients satisfied with the time they had to wait for an appointment	0	0	N/A	88.0%	85.3%	88.8%

* This is based on patients treated on this contract for their most recent course of treatment. Figures in italics indicate the base number of FP17s or Patient Questionnaire responses are less than 100. N/A is shown where the base number of responses is less than 10 during the period. % is calculated as Quantity/Base number*100

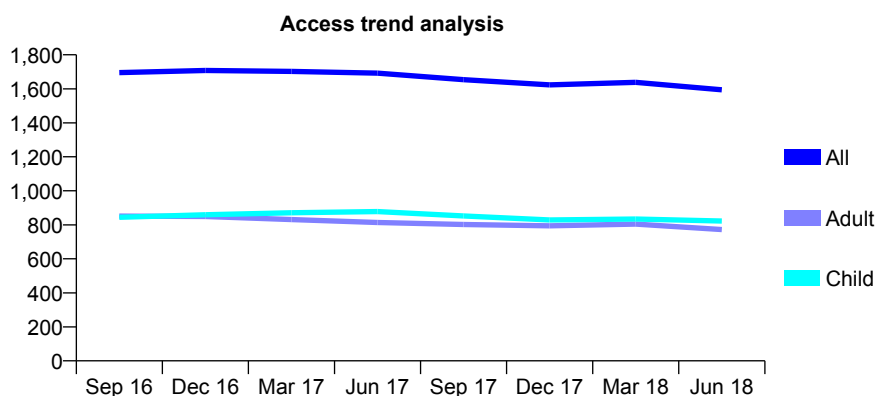
Q63 - Vital Signs At a Glance Contract Report for 813656/0001 - June 2018

Name or company name	MR KJ BROPHY
Contract type name	GDS Contract
Purpose of contract	General
Contract start date	01/04/2006
Contract end date	

18/19 Contracted general activity (UDA)	7,642
Carry forward general activity (UDA)	0
18/19 Contracted orthodontic activity (UOA)	0
Carry forward orthodontic activity (UOA)	0
Baseline contract value	£248,970.59

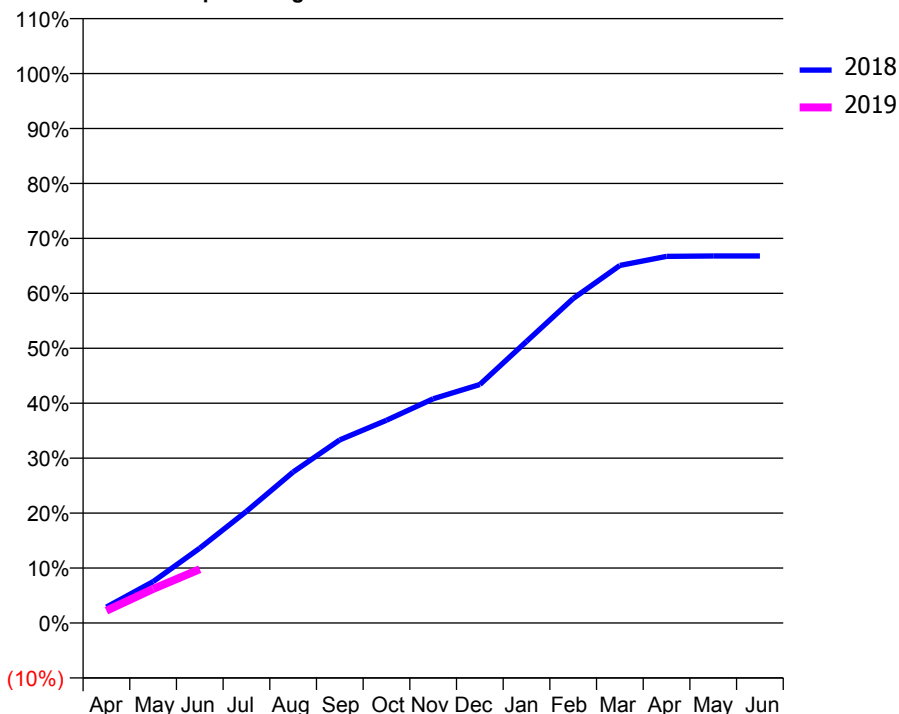
ACCESS*

Patients seen in 24 months	Total	Change since previous quarter
Quarter ending June 2017	1,692	
Quarter ending September 2017	1,654	↓
Quarter ending December 2017	1,623	↓
Quarter ending March 2018	1,638	→
Quarter ending June 2018	1,594	↓
Variance since June 2017	(5.8%)	↓



ACTIVITY

Cumulative percentage of contracted UDA delivered 2018 & 2019



Adjusted Scheduled Activity (UDA)

Month	2018	2019
April	221	172
May	576	474
June	1,041	749
July	1,552	
August	2,100	
September	2,548	
October	2,819	
November	3,118	
December	3,317	
January	3,915	
February	4,512	
March	4,973	
April	5,099	
May	5,104	
June	5,105	

QUALITY

	Quantity	Base Number	Contract	AT	Region	England
% of FP17s for the same patient ID Re-attending within 3 months - Children	7	220	3.2%	9.8%	11.5%	11.5%
% of FP17s for the same patient ID Re-attending within 3 months - Adults	31	173	17.9%	15.4%	16.6%	15.4%
% of FP17s for the same patient ID Re-attending between 3 & 9 months - Children	115	220	52.3%	49.2%	48.8%	58.9%
% of FP17s for the same patient ID Re-attending between 3 & 9 months - Adults	75	173	43.4%	39.1%	39.3%	51.6%
% of FP17s for Band 1 Urgent Courses	14	329	4.3%	10.0%	10.6%	8.9%
% of FP17s Relating to Free Repair or Replacements	4	329	1.2%	0.6%	0.5%	0.8%
% of FP17s Relating to Continuations	0	329	0.0%	0.9%	0.7%	0.9%
% of Patients satisfied with the dentistry they have received	0	0	N/A	91.6%	90.4%	93.2%
% of Patients satisfied with the time they had to wait for an appointment	0	0	N/A	88.0%	85.3%	88.8%

* This is based on patients treated on this contract for their most recent course of treatment. Figures in italics indicate the base number of FP17s or Patient Questionnaire responses are less than 100. N/A is shown where the base number of responses is less than 10 during the period. % is calculated as Quantity/Base number*100

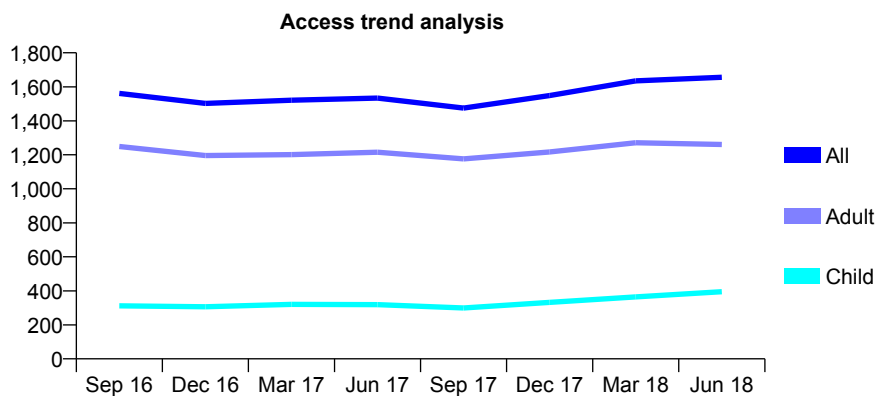
Q63 - Vital Signs At a Glance Contract Report for 819859/0001 - June 2018

Name or company name	MR CF MCCONNELL
Contract type name	GDS Contract
Purpose of contract	General
Contract start date	01/04/2006
Contract end date	

18/19 Contracted general activity (UDA)	5,369
Carry forward general activity (UDA)	0
18/19 Contracted orthodontic activity (UOA)	0
Carry forward orthodontic activity (UOA)	0
Baseline contract value	£142,334.34

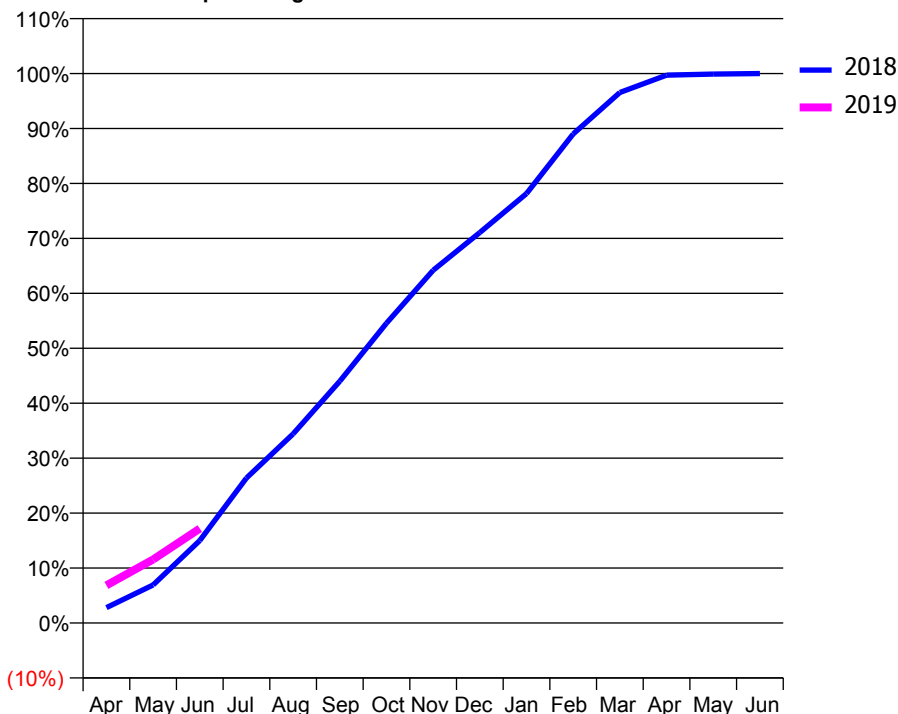
ACCESS*

Patients seen in 24 months	Total	Change since previous quarter
Quarter ending June 2017	1,534	
Quarter ending September 2017	1,475	↓
Quarter ending December 2017	1,549	↑
Quarter ending March 2018	1,635	↑
Quarter ending June 2018	1,656	→
Variance since June 2017	8.0%	↑



ACTIVITY

Cumulative percentage of contracted UDA delivered 2018 & 2019



Adjusted Scheduled Activity (UDA)

Month	2018	2019
April	150	368
May	371	620
June	805	923
July	1,416	
August	1,848	
September	2,363	
October	2,929	
November	3,447	
December	3,815	
January	4,196	
February	4,779	
March	5,184	
April	5,353	
May	5,364	
June	5,368	

QUALITY

	Quantity	Base Number	Contract	AT	Region	England
% of FP17s for the same patient ID Re-attending within 3 months - Children	0	124	0.0%	9.8%	11.5%	11.5%
% of FP17s for the same patient ID Re-attending within 3 months - Adults	12	383	3.1%	15.4%	16.6%	15.4%
% of FP17s for the same patient ID Re-attending between 3 & 9 months - Children	28	124	22.6%	49.2%	48.8%	58.9%
% of FP17s for the same patient ID Re-attending between 3 & 9 months - Adults	96	383	25.1%	39.1%	39.3%	51.6%
% of FP17s for Band 1 Urgent Courses	39	432	9.0%	10.0%	10.6%	8.9%
% of FP17s Relating to Free Repair or Replacements	1	432	0.2%	0.6%	0.5%	0.8%
% of FP17s Relating to Continuations	1	432	0.2%	0.9%	0.7%	0.9%
% of Patients satisfied with the dentistry they have received	3	3	N/A	91.6%	90.4%	93.2%
% of Patients satisfied with the time they had to wait for an appointment	3	3	N/A	88.0%	85.3%	88.8%

* This is based on patients treated on this contract for their most recent course of treatment. Figures in italics indicate the base number of FP17s or Patient Questionnaire responses are less than 100. N/A is shown where the base number of responses is less than 10 during the period. % is calculated as Quantity/Base number*100

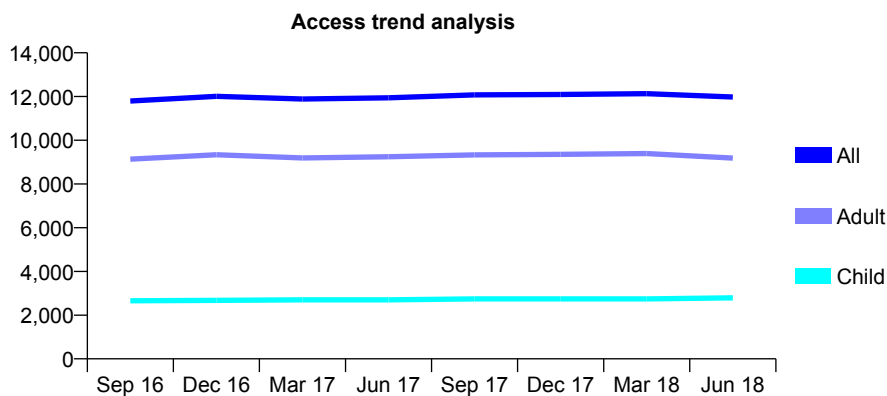
Q63 - Vital Signs At a Glance Contract Report for 825948/0006 - June 2018

Name or company name	MR JK KOTECHA
Contract type name	GDS Contract
Purpose of contract	General
Contract start date	01/04/2006
Contract end date	

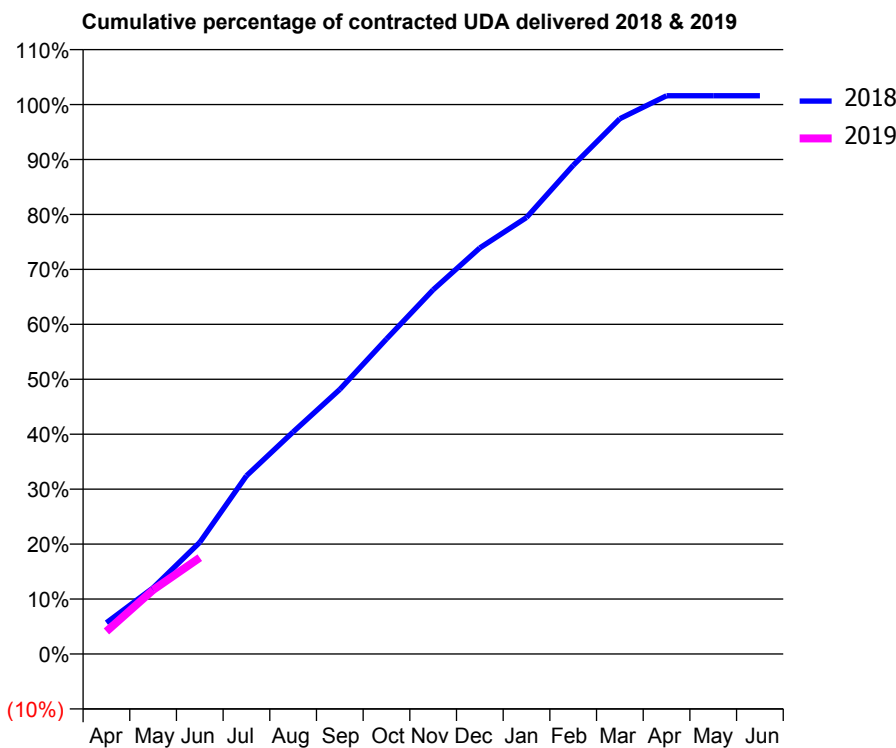
18/19 Contracted general activity (UDA)	36,391
Carry forward general activity (UDA)	0
18/19 Contracted orthodontic activity (UOA)	0
Carry forward orthodontic activity (UOA)	0
Baseline contract value	£1,235,334.28

ACCESS*

Patients seen in 24 months	Total	Change since previous quarter
Quarter ending June 2017	11,943	
Quarter ending September 2017	12,077	→
Quarter ending December 2017	12,096	→
Quarter ending March 2018	12,132	→
Quarter ending June 2018	11,976	↓
Variance since June 2017	0.3%	→



ACTIVITY



Month	Adjusted Scheduled Activity (UDA)	
	2018	2019
April	2,071	1,499
May	4,385	4,244
June	7,397	6,378
July	11,805	
August	14,705	
September	17,524	
October	20,866	
November	24,121	
December	26,893	
January	28,911	
February	32,362	
March	35,449	
April	36,974	
May	36,967	
June	36,968	

QUALITY

	Quantity	Base Number	Contract	AT	Region	England
% of FP17s for the same patient ID Re-attending within 3 months - Children	23	820	2.8%	9.8%	11.5%	11.5%
% of FP17s for the same patient ID Re-attending within 3 months - Adults	132	1,906	6.9%	15.4%	16.6%	15.4%
% of FP17s for the same patient ID Re-attending between 3 & 9 months - Children	434	820	52.9%	49.2%	48.8%	58.9%
% of FP17s for the same patient ID Re-attending between 3 & 9 months - Adults	785	1,906	41.2%	39.1%	39.3%	51.6%
% of FP17s for Band 1 Urgent Courses	77	2,269	3.4%	10.0%	10.6%	8.9%
% of FP17s Relating to Free Repair or Replacements	5	2,269	0.2%	0.6%	0.5%	0.8%
% of FP17s Relating to Continuations	0	2,269	0.0%	0.9%	0.7%	0.9%
% of Patients satisfied with the dentistry they have received	1	1	N/A	91.6%	90.4%	93.2%
% of Patients satisfied with the time they had to wait for an appointment	1	1	N/A	88.0%	85.3%	88.8%

* This is based on patients treated on this contract for their most recent course of treatment. Figures in italics indicate the base number of FP17s or Patient Questionnaire responses are less than 100. N/A is shown where the base number of responses is less than 10 during the period. % is calculated as Quantity/Base number*100

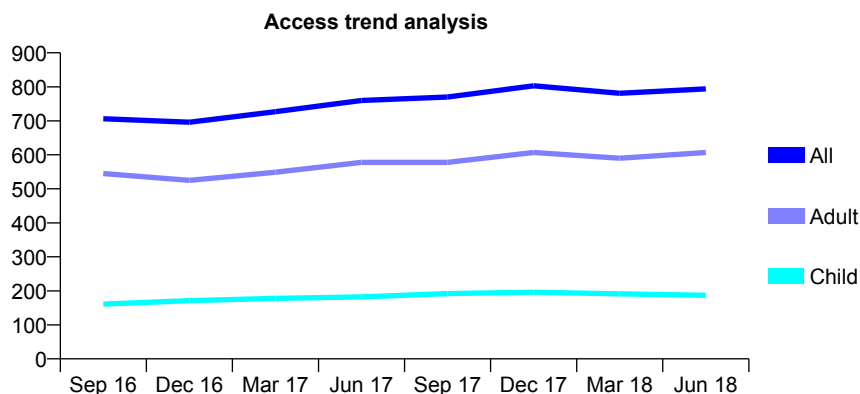
Q63 - Vital Signs At a Glance Contract Report for 825980/0001 - June 2018

Name or company name	MR KF D'SOUZA
Contract type name	GDS Contract
Purpose of contract	General
Contract start date	01/04/2006
Contract end date	

18/19 Contracted general activity (UDA)	2,000
Carry forward general activity (UDA)	0
18/19 Contracted orthodontic activity (UOA)	0
Carry forward orthodontic activity (UOA)	0
Baseline contract value	£81,596.65

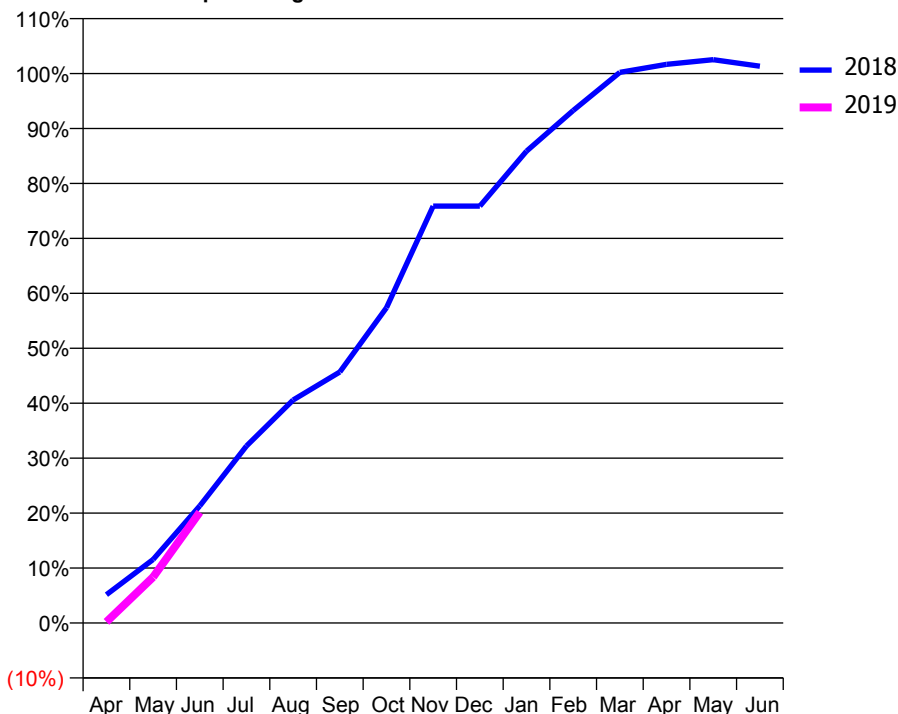
ACCESS*

Patients seen in 24 months	Total	Change since previous quarter
Quarter ending June 2017	760	
Quarter ending September 2017	770	→
Quarter ending December 2017	803	↑
Quarter ending March 2018	781	↓
Quarter ending June 2018	794	→
Variance since June 2017	4.5%	↑



ACTIVITY

Cumulative percentage of contracted UDA delivered 2018 & 2019



Month	Adjusted Scheduled Activity (UDA)	
	2018	2019
April	103	4
May	231	167
June	426	403
July	644	
August	812	
September	914	
October	1,148	
November	1,517	
December	1,517	
January	1,717	
February	1,865	
March	2,004	
April	2,033	
May	2,050	
June	2,026	

QUALITY

	Quantity	Base Number	Contract	AT	Region	England
% of FP17s for the same patient ID Re-attending within 3 months - Children	1	27	3.7%	9.8%	11.5%	11.5%
% of FP17s for the same patient ID Re-attending within 3 months - Adults	13	115	11.3%	15.4%	16.6%	15.4%
% of FP17s for the same patient ID Re-attending between 3 & 9 months - Children	5	27	18.5%	49.2%	48.8%	58.9%
% of FP17s for the same patient ID Re-attending between 3 & 9 months - Adults	14	115	12.2%	39.1%	39.3%	51.6%
% of FP17s for Band 1 Urgent Courses	12	121	9.9%	10.0%	10.6%	8.9%
% of FP17s Relating to Free Repair or Replacements	0	121	0.0%	0.6%	0.5%	0.8%
% of FP17s Relating to Continuations	1	121	0.8%	0.9%	0.7%	0.9%
% of Patients satisfied with the dentistry they have received	1	1	N/A	91.6%	90.4%	93.2%
% of Patients satisfied with the time they had to wait for an appointment	1	1	N/A	88.0%	85.3%	88.8%

* This is based on patients treated on this contract for their most recent course of treatment. Figures in italics indicate the base number of FP17s or Patient Questionnaire responses are less than 100. N/A is shown where the base number of responses is less than 10 during the period. % is calculated as Quantity/Base number*100

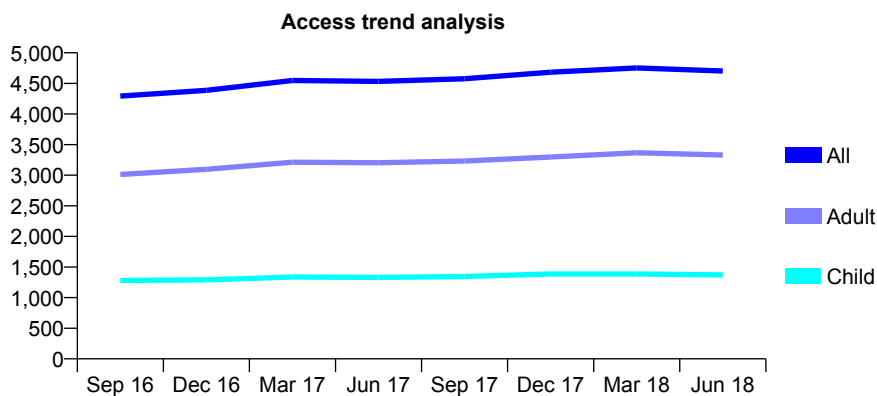
Q63 - Vital Signs At a Glance Contract Report for 829153/0001 - June 2018

Name or company name	MR GN BROWN
Contract type name	Pilot Contract
Purpose of contract	General
Contract start date	01/04/2006
Contract end date	

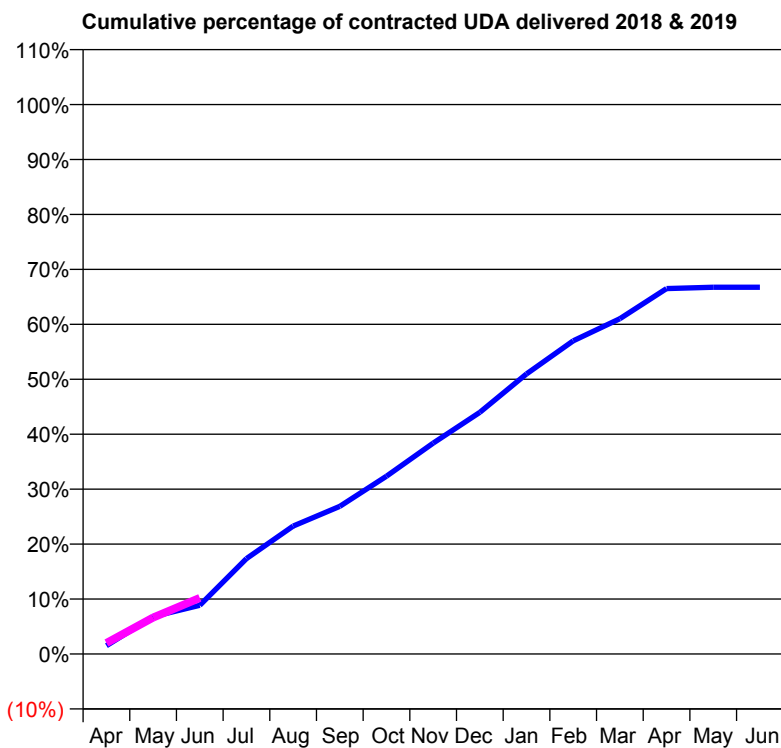
18/19 Contracted general activity (UDA)	14,148
Carry forward general activity (UDA)	0
18/19 Contracted orthodontic activity (UOA)	0
Carry forward orthodontic activity (UOA)	0
Baseline contract value	£444,765.87

ACCESS*

Patients seen in 24 months	Total	Change since previous quarter
Quarter ending June 2017	4,533	
Quarter ending September 2017	4,576	→
Quarter ending December 2017	4,684	↑
Quarter ending March 2018	4,753	→
Quarter ending June 2018	4,702	↓
Variance since June 2017	3.7%	↑



ACTIVITY



Month	Adjusted Scheduled Activity (UDA)	
	2018	2019
April	215	284
May	965	938
June	1,255	1,443
July	2,458	
August	3,294	
September	3,802	
October	4,577	
November	5,431	
December	6,223	
January	7,213	
February	8,065	
March	8,632	
April	9,407	
May	9,443	
June	9,442	

QUALITY

	Quantity	Base Number	Contract	AT	Region	England
% of FP17s for the same patient ID Re-attending within 3 months - Children	10	356	2.8%	9.8%	11.5%	11.5%
% of FP17s for the same patient ID Re-attending within 3 months - Adults	53	644	8.2%	15.4%	16.6%	15.4%
% of FP17s for the same patient ID Re-attending between 3 & 9 months - Children	96	356	27.0%	49.2%	48.8%	58.9%
% of FP17s for the same patient ID Re-attending between 3 & 9 months - Adults	125	644	19.4%	39.1%	39.3%	51.6%
% of FP17s for Band 1 Urgent Courses	37	606	6.1%	10.0%	10.6%	8.9%
% of FP17s Relating to Free Repair or Replacements	1	606	0.2%	0.6%	0.5%	0.8%
% of FP17s Relating to Continuations	1	606	0.2%	0.9%	0.7%	0.9%
% of Patients satisfied with the dentistry they have received	1	1	N/A	91.6%	90.4%	93.2%
% of Patients satisfied with the time they had to wait for an appointment	1	1	N/A	88.0%	85.3%	88.8%

* This is based on patients treated on this contract for their most recent course of treatment. Figures in italics indicate the base number of FP17s or Patient Questionnaire responses are less than 100. N/A is shown where the base number of responses is less than 10 during the period. % is calculated as Quantity/Base number*100

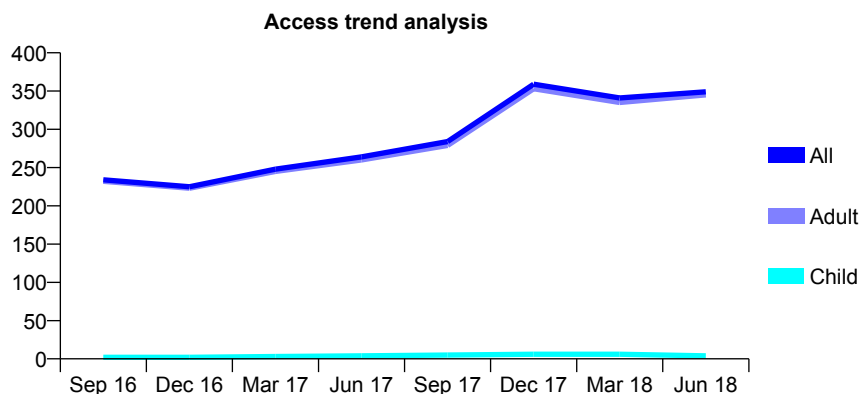
Q63 - Vital Signs At a Glance Contract Report for 829153/0003 - June 2018

Name or company name	MR GN BROWN
Contract type name	PDS Contract
Purpose of contract	General
Contract start date	01/01/2008
Contract end date	30/06/2018

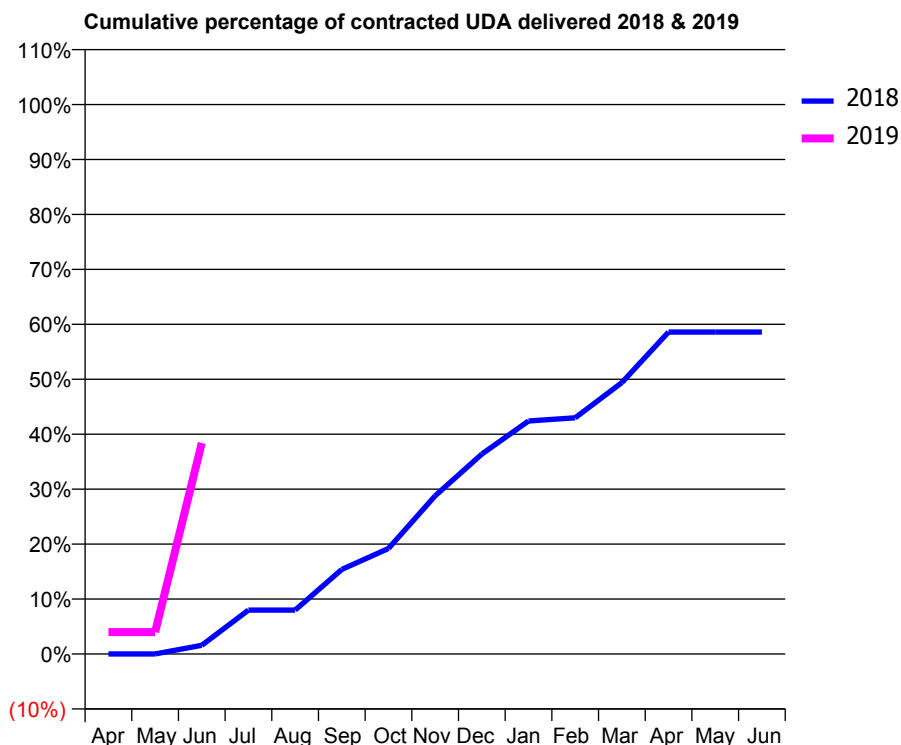
18/19 Contracted general activity (UDA)	375
Carry forward general activity (UDA)	0
18/19 Contracted orthodontic activity (UOA)	0
Carry forward orthodontic activity (UOA)	0
Baseline contract value	£17,469.42

ACCESS*

Patients seen in 24 months	Total	Change since previous quarter
Quarter ending June 2017	264	
Quarter ending September 2017	284	↑
Quarter ending December 2017	359	↑
Quarter ending March 2018	341	↓
Quarter ending June 2018	349	↑
Variance since June 2017	32.2%	↑



ACTIVITY



Month	Adjusted Scheduled Activity (UDA)	
	2018	2019
April	0	15
May	0	15
June	24	144
July	120	
August	120	
September	231	
October	288	
November	432	
December	546	
January	636	
February	645	
March	741	
April	879	
May	879	
June	879	

QUALITY

	Quantity	Base Number	Contract	AT	Region	England
% of FP17s for the same patient ID Re-attending within 3 months - Children	0	2	0.0%	9.8%	11.5%	11.5%
% of FP17s for the same patient ID Re-attending within 3 months - Adults	0	92	0.0%	15.4%	16.6%	15.4%
% of FP17s for the same patient ID Re-attending between 3 & 9 months - Children	0	2	0.0%	49.2%	48.8%	58.9%
% of FP17s for the same patient ID Re-attending between 3 & 9 months - Adults	0	92	0.0%	39.1%	39.3%	51.6%
% of FP17s for Band 1 Urgent Courses	0	48	0.0%	10.0%	10.6%	8.9%
% of FP17s Relating to Free Repair or Replacements	0	48	0.0%	0.6%	0.5%	0.8%
% of FP17s Relating to Continuations	0	48	0.0%	0.9%	0.7%	0.9%
% of Patients satisfied with the dentistry they have received	0	0	N/A	91.6%	90.4%	93.2%
% of Patients satisfied with the time they had to wait for an appointment	0	0	N/A	88.0%	85.3%	88.8%

* This is based on patients treated on this contract for their most recent course of treatment. Figures in italics indicate the base number of FP17s or Patient Questionnaire responses are less than 100. N/A is shown where the base number of responses is less than 10 during the period. % is calculated as Quantity/Base number*100

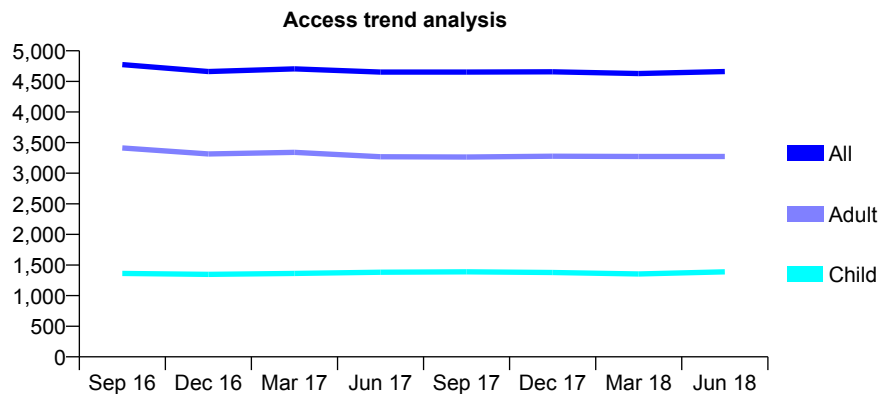
Q63 - Vital Signs At a Glance Contract Report for 829285/0002 - June 2018

Name or company name	MRS CO ADELOYE
Contract type name	GDS Contract
Purpose of contract	General
Contract start date	01/04/2006
Contract end date	

18/19 Contracted general activity (UDA)	15,503
Carry forward general activity (UDA)	0
18/19 Contracted orthodontic activity (UOA)	0
Carry forward orthodontic activity (UOA)	0
Baseline contract value	£377,975.64

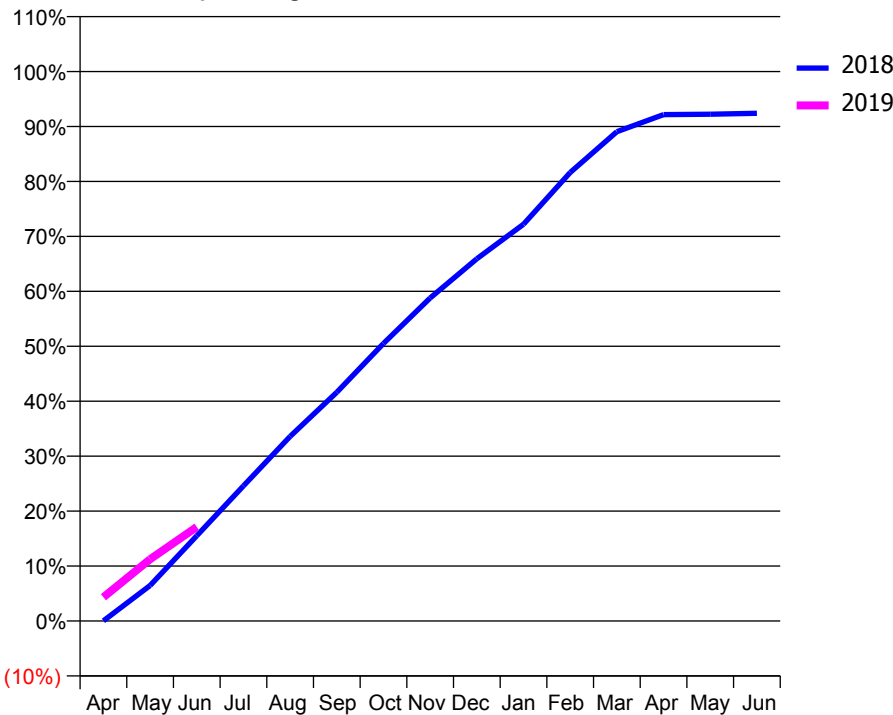
ACCESS*

Patients seen in 24 months	Total	Change since previous quarter
Quarter ending June 2017	4,653	
Quarter ending September 2017	4,653	→
Quarter ending December 2017	4,656	→
Quarter ending March 2018	4,629	→
Quarter ending June 2018	4,662	→
Variance since June 2017	0.2%	→



ACTIVITY

Cumulative percentage of contracted UDA delivered 2018 & 2019



Month	Adjusted Scheduled Activity (UDA)	
	2018	2019
April	7	671
May	1,004	1,743
June	2,405	2,655
July	3,812	
August	5,207	
September	6,452	
October	7,832	
November	9,114	
December	10,222	
January	11,196	
February	12,655	
March	13,804	
April	14,285	
May	14,298	
June	14,325	

QUALITY

	Quantity	Base Number	Contract	AT	Region	England
% of FP17s for the same patient ID Re-attending within 3 months - Children	24	412	5.8%	9.8%	11.5%	11.5%
% of FP17s for the same patient ID Re-attending within 3 months - Adults	153	825	18.5%	15.4%	16.6%	15.4%
% of FP17s for the same patient ID Re-attending between 3 & 9 months - Children	192	412	46.6%	49.2%	48.8%	58.9%
% of FP17s for the same patient ID Re-attending between 3 & 9 months - Adults	280	825	33.9%	39.1%	39.3%	51.6%
% of FP17s for Band 1 Urgent Courses	101	1,057	9.6%	10.0%	10.6%	8.9%
% of FP17s Relating to Free Repair or Replacements	8	1,057	0.8%	0.6%	0.5%	0.8%
% of FP17s Relating to Continuations	10	1,057	0.9%	0.9%	0.7%	0.9%
% of Patients satisfied with the dentistry they have received	3	3	N/A	91.6%	90.4%	93.2%
% of Patients satisfied with the time they had to wait for an appointment	3	3	N/A	88.0%	85.3%	88.8%

* This is based on patients treated on this contract for their most recent course of treatment. Figures in italics indicate the base number of FP17s or Patient Questionnaire responses are less than 100. N/A is shown where the base number of responses is less than 10 during the period. % is calculated as Quantity/Base number*100

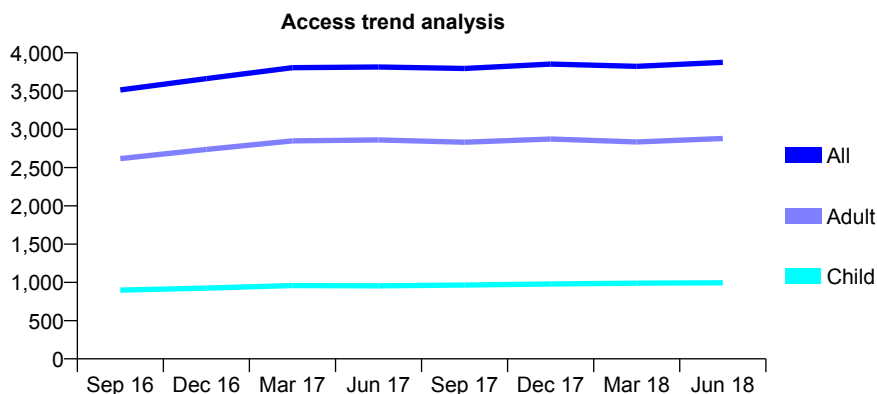
Q63 - Vital Signs At a Glance Contract Report for 829285/0006 - June 2018

Name or company name	MRS CO ADELOYE
Contract type name	GDS Contract
Purpose of contract	General
Contract start date	15/10/2009
Contract end date	

18/19 Contracted general activity (UDA)	10,500
Carry forward general activity (UDA)	0
18/19 Contracted orthodontic activity (UOA)	0
Carry forward orthodontic activity (UOA)	0
Baseline contract value	£299,962.31

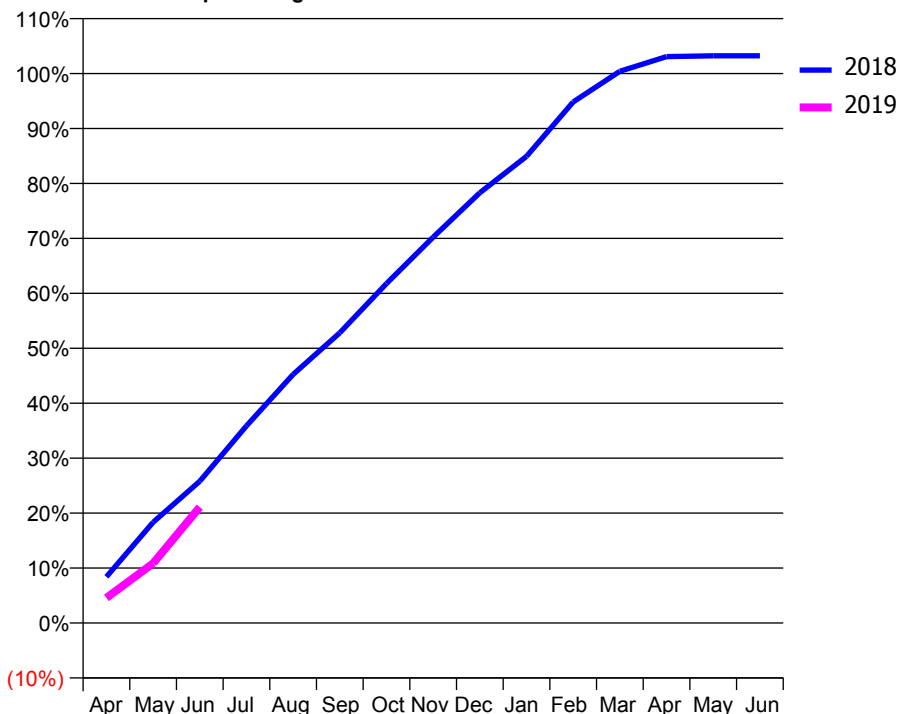
ACCESS*

Patients seen in 24 months	Total	Change since previous quarter
Quarter ending June 2017	3,815	
Quarter ending September 2017	3,796	→
Quarter ending December 2017	3,853	→
Quarter ending March 2018	3,823	→
Quarter ending June 2018	3,876	→
Variance since June 2017	1.6%	→



ACTIVITY

Cumulative percentage of contracted UDA delivered 2018 & 2019



Month	Adjusted Scheduled Activity (UDA)	
	2018	2019
April	882	481
May	1,924	1,139
June	2,709	2,216
July	3,767	
August	4,751	
September	5,545	
October	6,486	
November	7,373	
December	8,222	
January	8,916	
February	9,955	
March	10,542	
April	10,822	
May	10,839	
June	10,839	

QUALITY

	Quantity	Base Number	Contract	AT	Region	England
% of FP17s for the same patient ID Re-attending within 3 months - Children	12	257	4.7%	9.8%	11.5%	11.5%
% of FP17s for the same patient ID Re-attending within 3 months - Adults	76	673	11.3%	15.4%	16.6%	15.4%
% of FP17s for the same patient ID Re-attending between 3 & 9 months - Children	89	257	34.6%	49.2%	48.8%	58.9%
% of FP17s for the same patient ID Re-attending between 3 & 9 months - Adults	202	673	30.0%	39.1%	39.3%	51.6%
% of FP17s for Band 1 Urgent Courses	73	858	8.5%	10.0%	10.6%	8.9%
% of FP17s Relating to Free Repair or Replacements	8	858	0.9%	0.6%	0.5%	0.8%
% of FP17s Relating to Continuations	1	858	0.1%	0.9%	0.7%	0.9%
% of Patients satisfied with the dentistry they have received	1	1	N/A	91.6%	90.4%	93.2%
% of Patients satisfied with the time they had to wait for an appointment	1	1	N/A	88.0%	85.3%	88.8%

* This is based on patients treated on this contract for their most recent course of treatment. Figures in italics indicate the base number of FP17s or Patient Questionnaire responses are less than 100. N/A is shown where the base number of responses is less than 10 during the period. % is calculated as Quantity/Base number*100

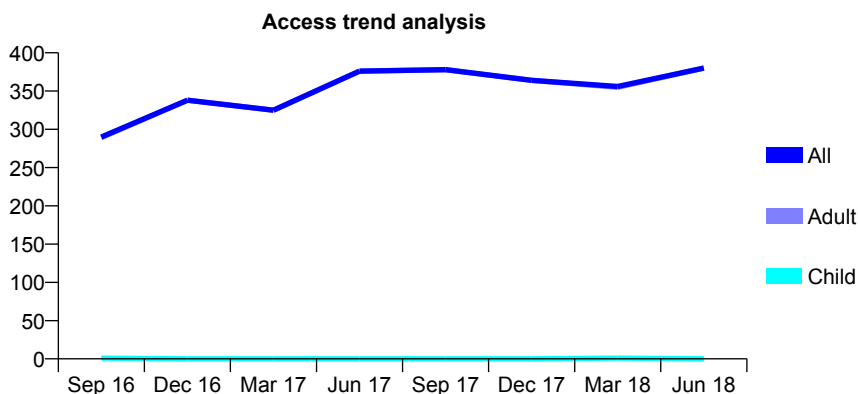
Q63 - Vital Signs At a Glance Contract Report for 835099/0002 - June 2018

Name or company name	MISS F PESSIAN HAGHIGHI
Contract type name	PDS Contract
Purpose of contract	General
Contract start date	01/06/2013
Contract end date	30/06/2018

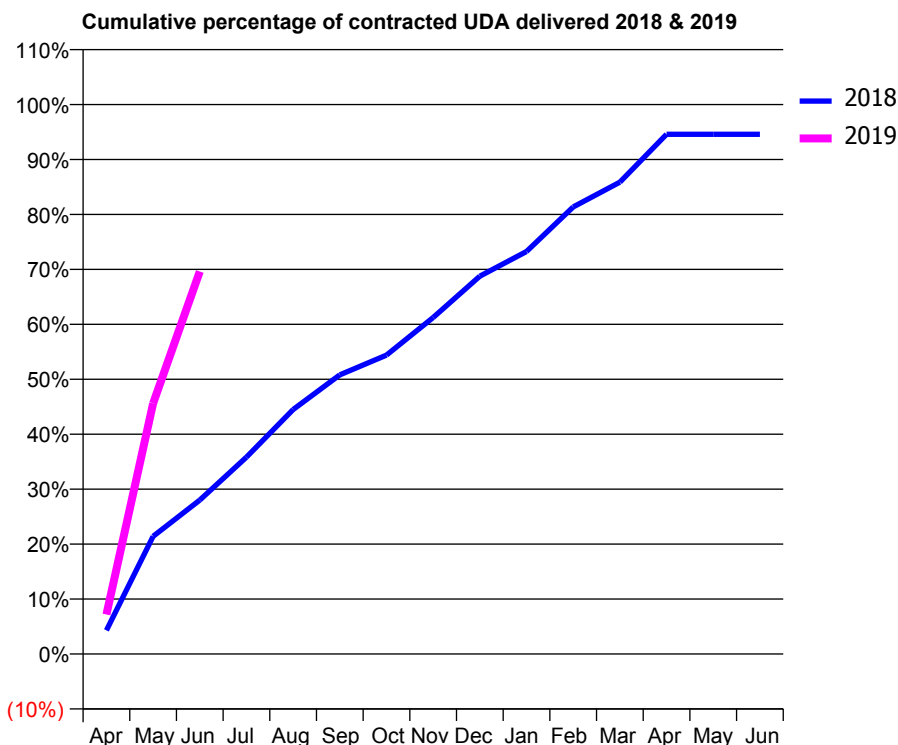
18/19 Contracted general activity (UDA)	250
Carry forward general activity (UDA)	0
18/19 Contracted orthodontic activity (UOA)	0
Carry forward orthodontic activity (UOA)	0
Baseline contract value	£13,282.96

ACCESS*

Patients seen in 24 months	Total	Change since previous quarter
Quarter ending June 2017	376	
Quarter ending September 2017	378	→
Quarter ending December 2017	364	↓
Quarter ending March 2018	356	↓
Quarter ending June 2018	380	↑
Variance since June 2017	1.1%	→



ACTIVITY



Month	Adjusted Scheduled Activity (UDA)	
	2018	2019
April	43	18
May	214	114
June	280	174
July	358	
August	444	
September	507	
October	543	
November	612	
December	687	
January	732	
February	813	
March	858	
April	945	
May	945	
June	945	

QUALITY

	Quantity	Base Number	Contract	AT	Region	England
% of FP17s for the same patient ID Re-attending within 3 months - Children	0	1	0.0%	9.8%	11.5%	11.5%
% of FP17s for the same patient ID Re-attending within 3 months - Adults	0	86	0.0%	15.4%	16.6%	15.4%
% of FP17s for the same patient ID Re-attending between 3 & 9 months - Children	0	1	0.0%	49.2%	48.8%	58.9%
% of FP17s for the same patient ID Re-attending between 3 & 9 months - Adults	0	86	0.0%	39.1%	39.3%	51.6%
% of FP17s for Band 1 Urgent Courses	0	58	0.0%	10.0%	10.6%	8.9%
% of FP17s Relating to Free Repair or Replacements	0	58	0.0%	0.6%	0.5%	0.8%
% of FP17s Relating to Continuations	0	58	0.0%	0.9%	0.7%	0.9%
% of Patients satisfied with the dentistry they have received	0	0	N/A	91.6%	90.4%	93.2%
% of Patients satisfied with the time they had to wait for an appointment	0	0	N/A	88.0%	85.3%	88.8%

* This is based on patients treated on this contract for their most recent course of treatment. Figures in italics indicate the base number of FP17s or Patient Questionnaire responses are less than 100. N/A is shown where the base number of responses is less than 10 during the period. % is calculated as Quantity/Base number*100

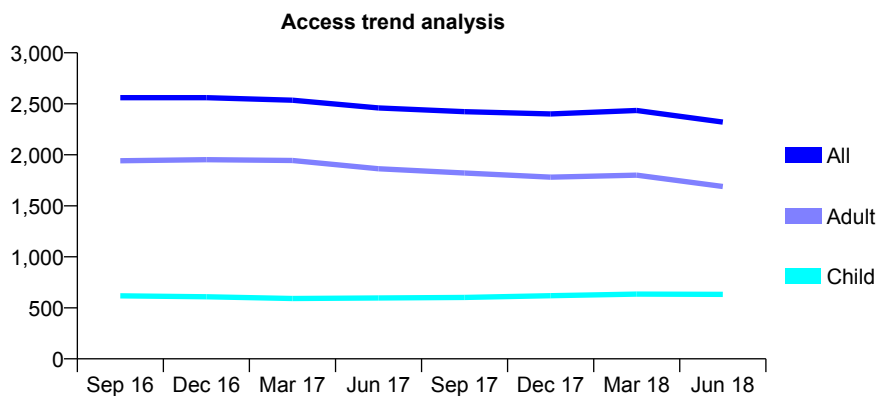
Q63 - Vital Signs At a Glance Contract Report for 839876/0001 - June 2018

Name or company name	MISS RN NATH
Contract type name	GDS Contract
Purpose of contract	General
Contract start date	01/04/2006
Contract end date	

18/19 Contracted general activity (UDA)	5,861
Carry forward general activity (UDA)	0
18/19 Contracted orthodontic activity (UOA)	0
Carry forward orthodontic activity (UOA)	0
Baseline contract value	£145,759.60

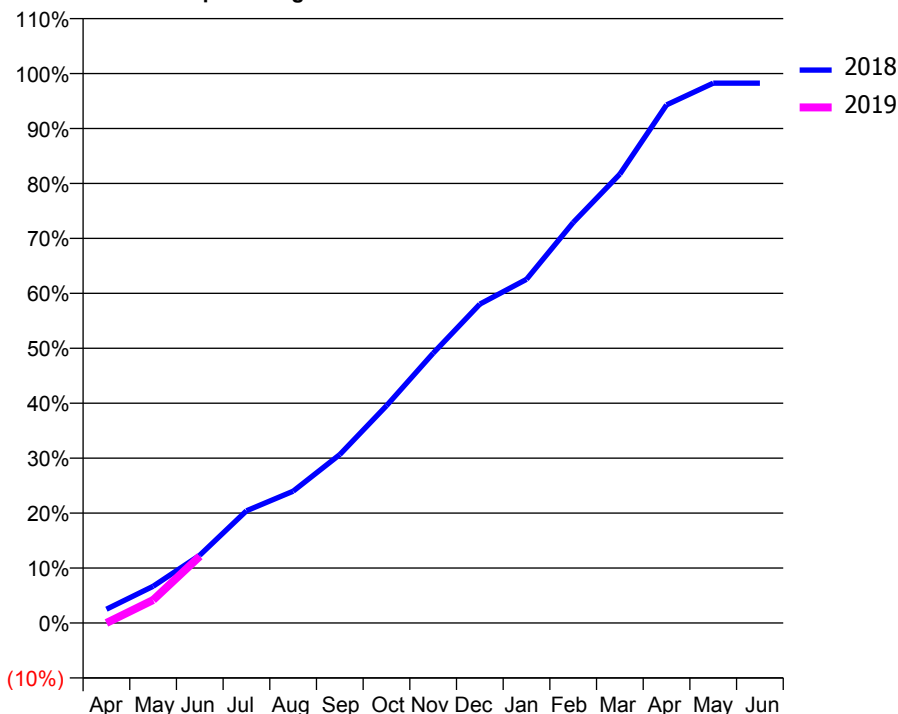
ACCESS*

Patients seen in 24 months	Total	Change since previous quarter
Quarter ending June 2017	2,460	
Quarter ending September 2017	2,423	↓
Quarter ending December 2017	2,400	→
Quarter ending March 2018	2,435	→
Quarter ending June 2018	2,321	↓
Variance since June 2017	(5.7%)	↓



ACTIVITY

Cumulative percentage of contracted UDA delivered 2018 & 2019



Adjusted Scheduled Activity (UDA)

Month	2018	2019
April	147	0
May	392	245
June	724	711
July	1,197	
August	1,406	
September	1,798	
October	2,318	
November	2,878	
December	3,401	
January	3,666	
February	4,271	
March	4,788	
April	5,527	
May	5,759	
June	5,759	

QUALITY

	Quantity	Base Number	Contract	AT	Region	England
% of FP17s for the same patient ID Re-attending within 3 months - Children	39	264	14.8%	9.8%	11.5%	11.5%
% of FP17s for the same patient ID Re-attending within 3 months - Adults	107	578	18.5%	15.4%	16.6%	15.4%
% of FP17s for the same patient ID Re-attending between 3 & 9 months - Children	122	264	46.2%	49.2%	48.8%	58.9%
% of FP17s for the same patient ID Re-attending between 3 & 9 months - Adults	203	578	35.1%	39.1%	39.3%	51.6%
% of FP17s for Band 1 Urgent Courses	27	306	8.8%	10.0%	10.6%	8.9%
% of FP17s Relating to Free Repair or Replacements	0	306	0.0%	0.6%	0.5%	0.8%
% of FP17s Relating to Continuations	4	306	1.3%	0.9%	0.7%	0.9%
% of Patients satisfied with the dentistry they have received	0	0	N/A	91.6%	90.4%	93.2%
% of Patients satisfied with the time they had to wait for an appointment	0	0	N/A	88.0%	85.3%	88.8%

* This is based on patients treated on this contract for their most recent course of treatment. Figures in italics indicate the base number of FP17s or Patient Questionnaire responses are less than 100. N/A is shown where the base number of responses is less than 10 during the period. % is calculated as Quantity/Base number*100

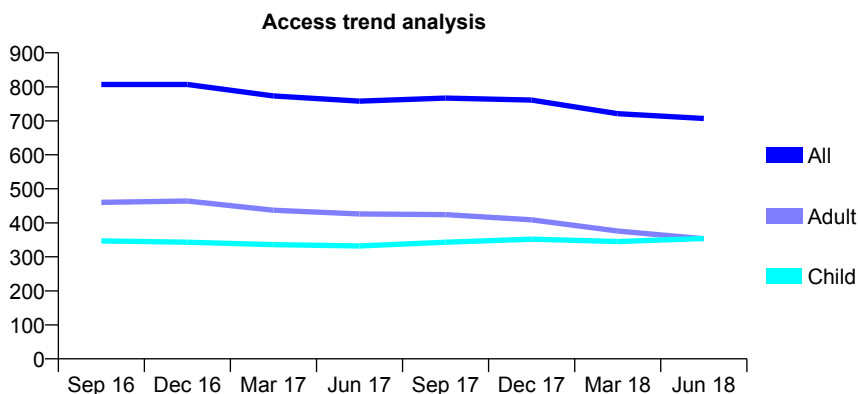
Q63 - Vital Signs At a Glance Contract Report for 842761/0001 - June 2018

Name or company name	MRS H SEBI
Contract type name	GDS Contract
Purpose of contract	General
Contract start date	01/04/2006
Contract end date	

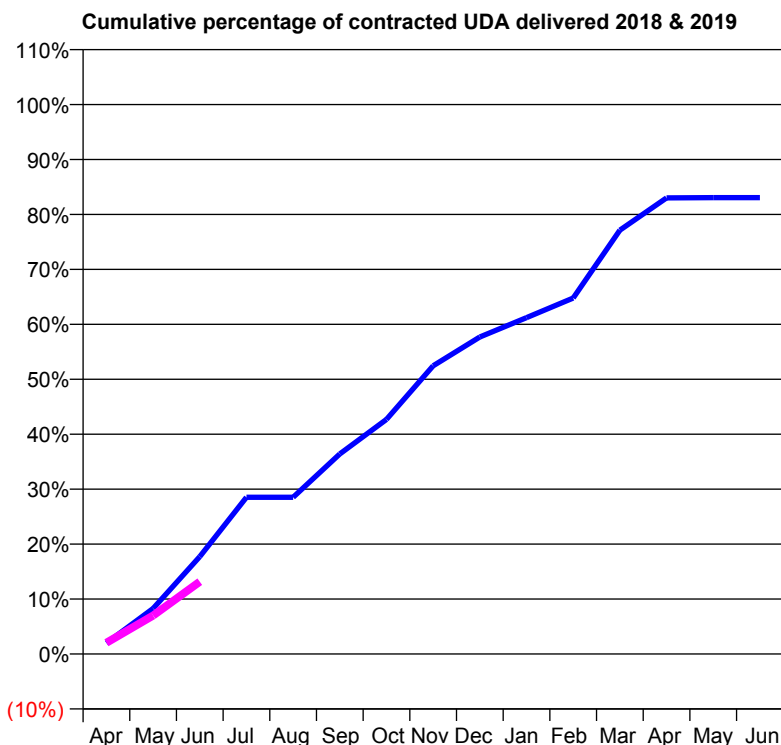
18/19 Contracted general activity (UDA)	1,704
Carry forward general activity (UDA)	0
18/19 Contracted orthodontic activity (UOA)	0
Carry forward orthodontic activity (UOA)	0
Baseline contract value	£43,128.64

ACCESS*

Patients seen in 24 months	Total	Change since previous quarter
Quarter ending June 2017	758	
Quarter ending September 2017	767	→
Quarter ending December 2017	761	→
Quarter ending March 2018	721	↓
Quarter ending June 2018	707	↓
Variance since June 2017	(6.7%)	↓



ACTIVITY



Adjusted Scheduled Activity (UDA)		
Month	2018	2019
April	34	35
May	141	119
June	302	224
July	486	
August	486	
September	620	
October	728	
November	894	
December	983	
January	1,043	
February	1,104	
March	1,314	
April	1,414	
May	1,415	
June	1,415	

QUALITY

	Quantity	Base Number	Contract	AT	Region	England
% of FP17s for the same patient ID Re-attending within 3 months - Children	1	91	1.1%	9.8%	11.5%	11.5%
% of FP17s for the same patient ID Re-attending within 3 months - Adults	2	60	3.3%	15.4%	16.6%	15.4%
% of FP17s for the same patient ID Re-attending between 3 & 9 months - Children	21	91	23.1%	49.2%	48.8%	58.9%
% of FP17s for the same patient ID Re-attending between 3 & 9 months - Adults	19	60	31.7%	39.1%	39.3%	51.6%
% of FP17s for Band 1 Urgent Courses	2	114	1.8%	10.0%	10.6%	8.9%
% of FP17s Relating to Free Repair or Replacements	0	114	0.0%	0.6%	0.5%	0.8%
% of FP17s Relating to Continuations	0	114	0.0%	0.9%	0.7%	0.9%
% of Patients satisfied with the dentistry they have received	0	0	N/A	91.6%	90.4%	93.2%
% of Patients satisfied with the time they had to wait for an appointment	0	0	N/A	88.0%	85.3%	88.8%

* This is based on patients treated on this contract for their most recent course of treatment. Figures in italics indicate the base number of FP17s or Patient Questionnaire responses are less than 100. N/A is shown where the base number of responses is less than 10 during the period. % is calculated as Quantity/Base number*100

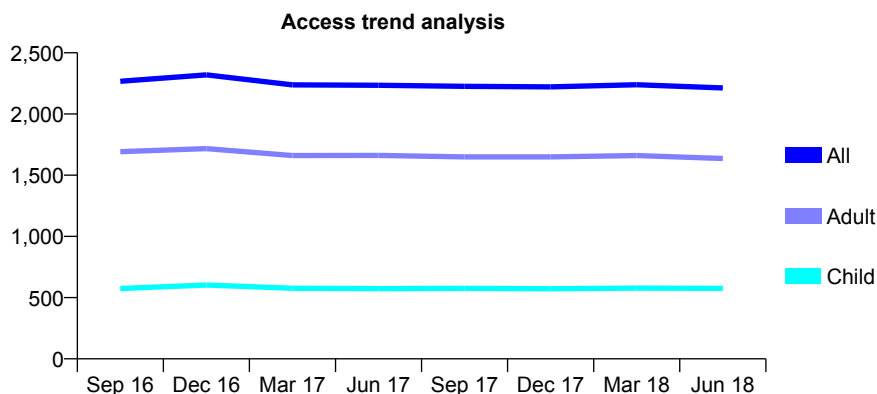
Q63 - Vital Signs At a Glance Contract Report for 843210/0001 - June 2018

Name or company name	MISS S HAMZEHNEJAD
Contract type name	GDS Contract
Purpose of contract	General
Contract start date	01/04/2006
Contract end date	

18/19 Contracted general activity (UDA)	8,228
Carry forward general activity (UDA)	0
18/19 Contracted orthodontic activity (UOA)	0
Carry forward orthodontic activity (UOA)	0
Baseline contract value	£222,271.18

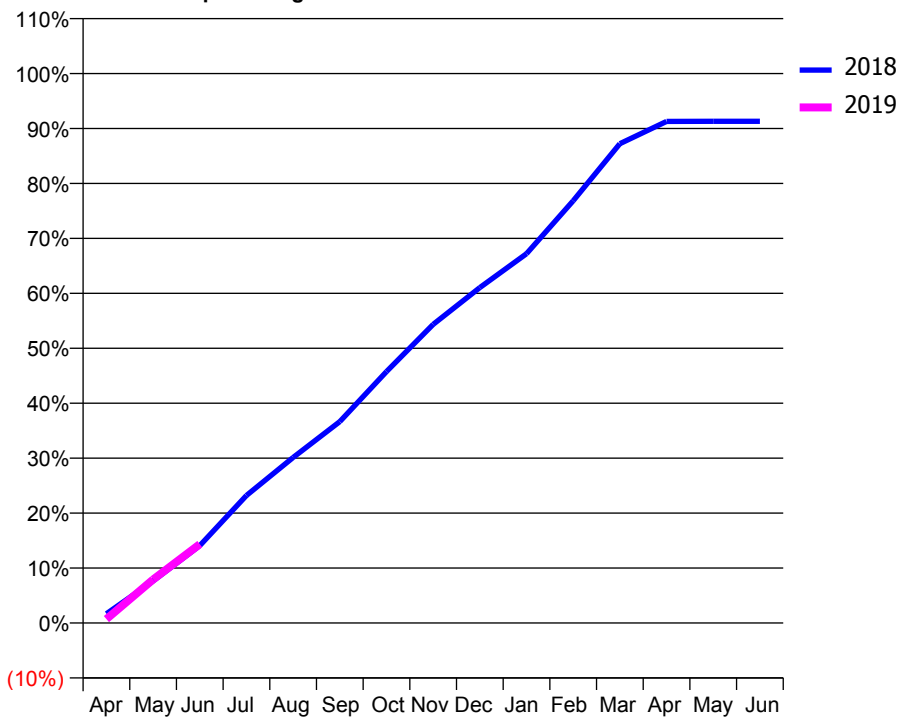
ACCESS*

Patients seen in 24 months	Total	Change since previous quarter
Quarter ending June 2017	2,235	
Quarter ending September 2017	2,226	→
Quarter ending December 2017	2,222	→
Quarter ending March 2018	2,239	→
Quarter ending June 2018	2,213	↓
Variance since June 2017	(1.0%)	→



ACTIVITY

Cumulative percentage of contracted UDA delivered 2018 & 2019



Adjusted Scheduled Activity (UDA)

Month	2018	2019
April	139	58
May	630	651
June	1,159	1,181
July	1,909	
August	2,478	
September	3,016	
October	3,764	
November	4,471	
December	5,023	
January	5,530	
February	6,323	
March	7,177	
April	7,510	
May	7,512	
June	7,512	

QUALITY

	Quantity	Base Number	Contract	AT	Region	England
% of FP17s for the same patient ID Re-attending within 3 months - Children	28	191	14.7%	9.8%	11.5%	11.5%
% of FP17s for the same patient ID Re-attending within 3 months - Adults	93	456	20.4%	15.4%	16.6%	15.4%
% of FP17s for the same patient ID Re-attending between 3 & 9 months - Children	87	191	45.5%	49.2%	48.8%	58.9%
% of FP17s for the same patient ID Re-attending between 3 & 9 months - Adults	201	456	44.1%	39.1%	39.3%	51.6%
% of FP17s for Band 1 Urgent Courses	45	489	9.2%	10.0%	10.6%	8.9%
% of FP17s Relating to Free Repair or Replacements	8	489	1.6%	0.6%	0.5%	0.8%
% of FP17s Relating to Continuations	13	489	2.7%	0.9%	0.7%	0.9%
% of Patients satisfied with the dentistry they have received	1	1	N/A	91.6%	90.4%	93.2%
% of Patients satisfied with the time they had to wait for an appointment	1	1	N/A	88.0%	85.3%	88.8%

* This is based on patients treated on this contract for their most recent course of treatment. Figures in italics indicate the base number of FP17s or Patient Questionnaire responses are less than 100. N/A is shown where the base number of responses is less than 10 during the period. % is calculated as Quantity/Base number*100

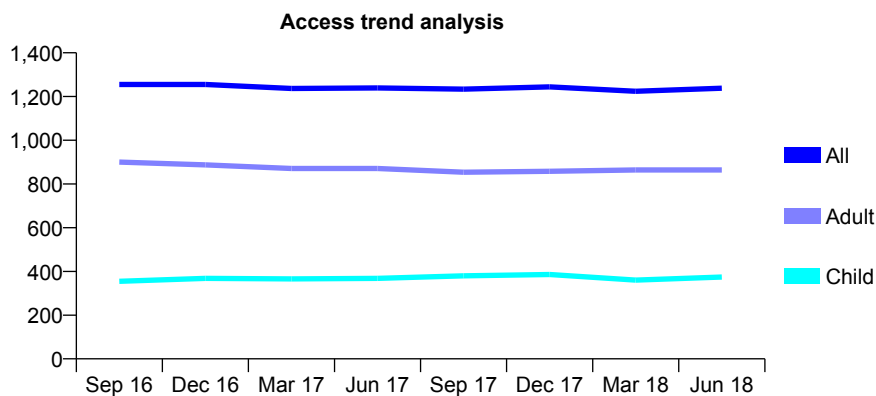
Q63 - Vital Signs At a Glance Contract Report for 843423/0001 - June 2018

Name or company name	MISS S RAHIMI-ATA
Contract type name	GDS Contract
Purpose of contract	General
Contract start date	01/04/2006
Contract end date	

18/19 Contracted general activity (UDA)	4,738
Carry forward general activity (UDA)	0
18/19 Contracted orthodontic activity (UOA)	0
Carry forward orthodontic activity (UOA)	0
Baseline contract value	£148,947.89

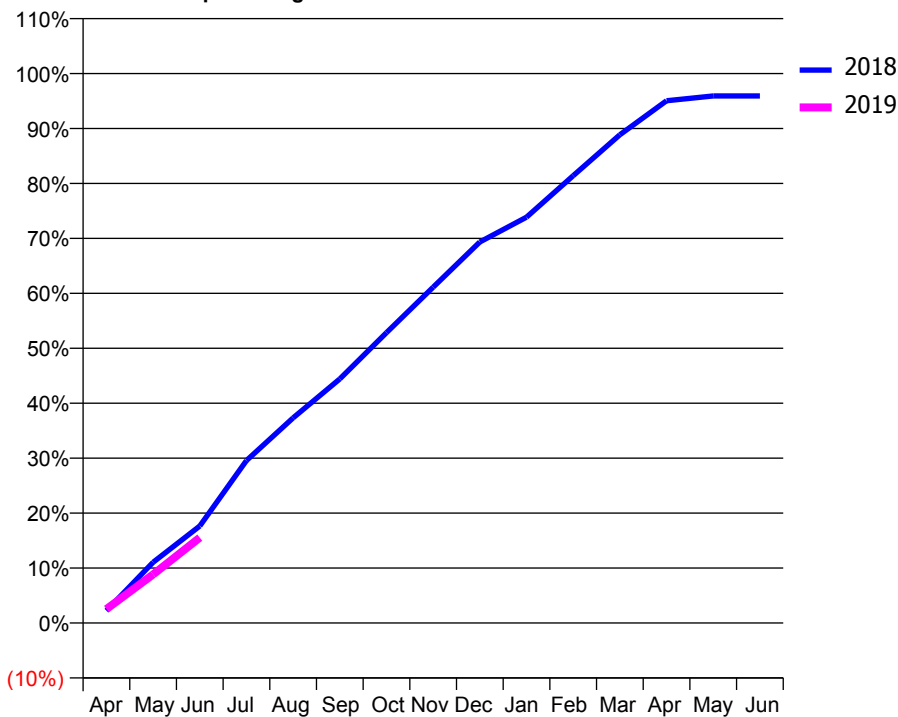
ACCESS*

Patients seen in 24 months	Total	Change since previous quarter
Quarter ending June 2017	1,239	
Quarter ending September 2017	1,234	→
Quarter ending December 2017	1,244	→
Quarter ending March 2018	1,224	↓
Quarter ending June 2018	1,238	→
Variance since June 2017	(0.1%)	→



ACTIVITY

Cumulative percentage of contracted UDA delivered 2018 & 2019



Adjusted Scheduled Activity (UDA)

Month	2018	2019
April	106	121
May	524	419
June	836	736
July	1,401	
August	1,769	
September	2,105	
October	2,504	
November	2,896	
December	3,286	
January	3,500	
February	3,856	
March	4,210	
April	4,503	
May	4,545	
June	4,545	

QUALITY

	Quantity	Base Number	Contract	AT	Region	England
% of FP17s for the same patient ID Re-attending within 3 months - Children	5	132	3.8%	9.8%	11.5%	11.5%
% of FP17s for the same patient ID Re-attending within 3 months - Adults	26	236	11.0%	15.4%	16.6%	15.4%
% of FP17s for the same patient ID Re-attending between 3 & 9 months - Children	84	132	63.6%	49.2%	48.8%	58.9%
% of FP17s for the same patient ID Re-attending between 3 & 9 months - Adults	106	236	44.9%	39.1%	39.3%	51.6%
% of FP17s for Band 1 Urgent Courses	11	278	4.0%	10.0%	10.6%	8.9%
% of FP17s Relating to Free Repair or Replacements	0	278	0.0%	0.6%	0.5%	0.8%
% of FP17s Relating to Continuations	0	278	0.0%	0.9%	0.7%	0.9%
% of Patients satisfied with the dentistry they have received	1	1	N/A	91.6%	90.4%	93.2%
% of Patients satisfied with the time they had to wait for an appointment	1	1	N/A	88.0%	85.3%	88.8%

* This is based on patients treated on this contract for their most recent course of treatment. Figures in italics indicate the base number of FP17s or Patient Questionnaire responses are less than 100. N/A is shown where the base number of responses is less than 10 during the period. % is calculated as Quantity/Base number*100

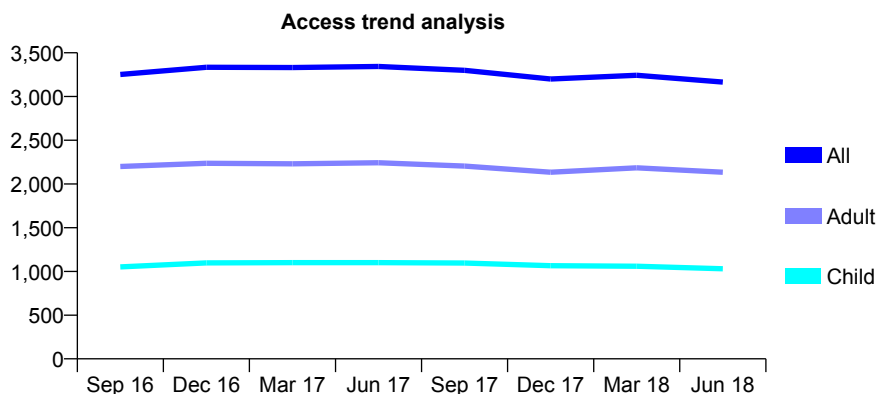
Q63 - Vital Signs At a Glance Contract Report for 844578/0001 - June 2018

Name or company name	MR PS PANESAR
Contract type name	GDS Contract
Purpose of contract	General
Contract start date	01/04/2006
Contract end date	

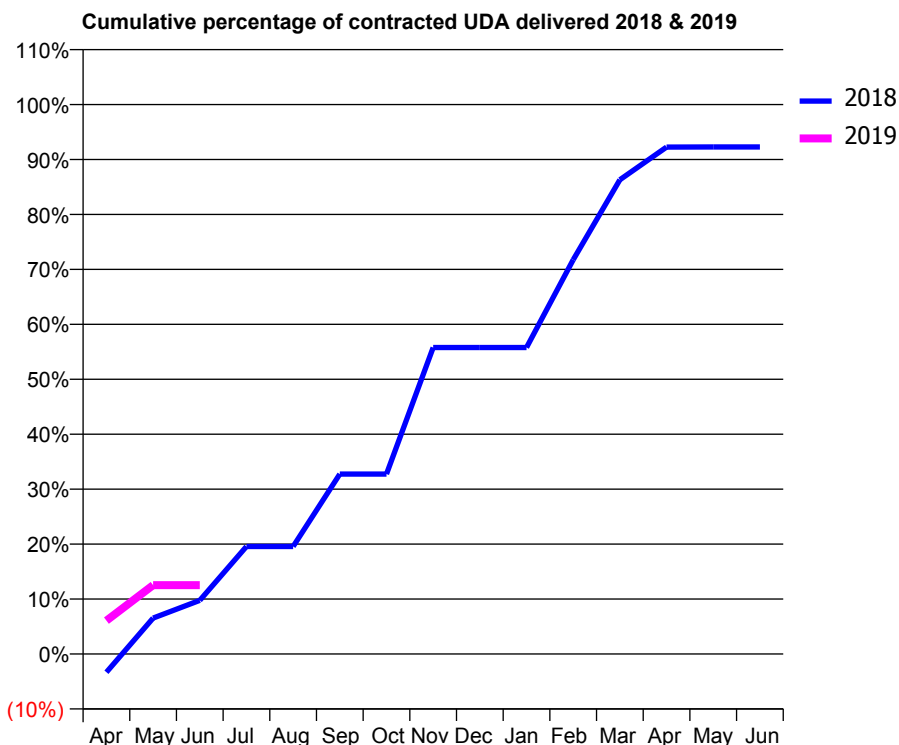
18/19 Contracted general activity (UDA)	5,350
Carry forward general activity (UDA)	0
18/19 Contracted orthodontic activity (UOA)	0
Carry forward orthodontic activity (UOA)	0
Baseline contract value	£148,991.10

ACCESS*

Patients seen in 24 months	Total	Change since previous quarter
Quarter ending June 2017	3,343	
Quarter ending September 2017	3,300	↓
Quarter ending December 2017	3,200	↓
Quarter ending March 2018	3,243	→
Quarter ending June 2018	3,165	↓
Variance since June 2017	(5.3%)	↓



ACTIVITY



Month	Adjusted Scheduled Activity (UDA)	
	2018	2019
April	-179	326
May	350	671
June	522	671
July	1,047	
August	1,047	
September	1,752	
October	1,752	
November	2,984	
December	2,984	
January	2,984	
February	3,838	
March	4,617	
April	4,936	
May	4,937	
June	4,937	

QUALITY

	Quantity	Base Number	Contract	AT	Region	England
% of FP17s for the same patient ID Re-attending within 3 months - Children	16	239	6.7%	9.8%	11.5%	11.5%
% of FP17s for the same patient ID Re-attending within 3 months - Adults	74	515	14.4%	15.4%	16.6%	15.4%
% of FP17s for the same patient ID Re-attending between 3 & 9 months - Children	127	239	53.1%	49.2%	48.8%	58.9%
% of FP17s for the same patient ID Re-attending between 3 & 9 months - Adults	153	515	29.7%	39.1%	39.3%	51.6%
% of FP17s for Band 1 Urgent Courses	36	385	9.4%	10.0%	10.6%	8.9%
% of FP17s Relating to Free Repair or Replacements	5	385	1.3%	0.6%	0.5%	0.8%
% of FP17s Relating to Continuations	0	385	0.0%	0.9%	0.7%	0.9%
% of Patients satisfied with the dentistry they have received	0	0	N/A	91.6%	90.4%	93.2%
% of Patients satisfied with the time they had to wait for an appointment	0	0	N/A	88.0%	85.3%	88.8%

* This is based on patients treated on this contract for their most recent course of treatment. Figures in italics indicate the base number of FP17s or Patient Questionnaire responses are less than 100. N/A is shown where the base number of responses is less than 10 during the period. % is calculated as Quantity/Base number*100

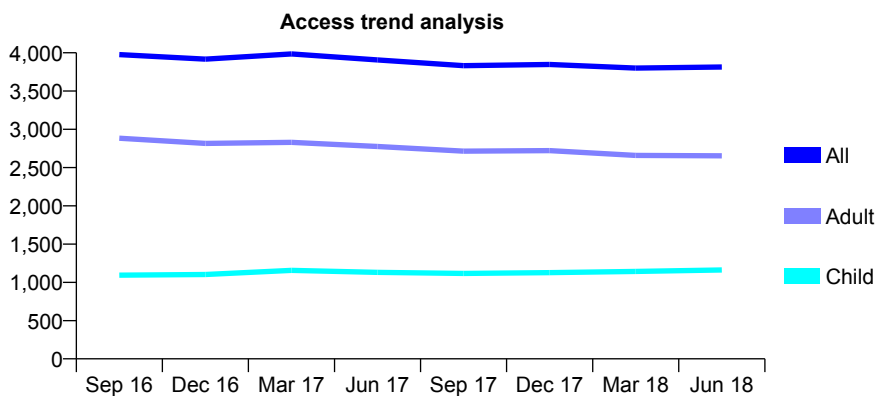
Q63 - Vital Signs At a Glance Contract Report for 844616/0001 - June 2018

Name or company name	MISS RY ISLAM
Contract type name	GDS Contract
Purpose of contract	General
Contract start date	01/04/2006
Contract end date	

18/19 Contracted general activity (UDA)	10,375
Carry forward general activity (UDA)	0
18/19 Contracted orthodontic activity (UOA)	0
Carry forward orthodontic activity (UOA)	0
Baseline contract value	£286,100.26

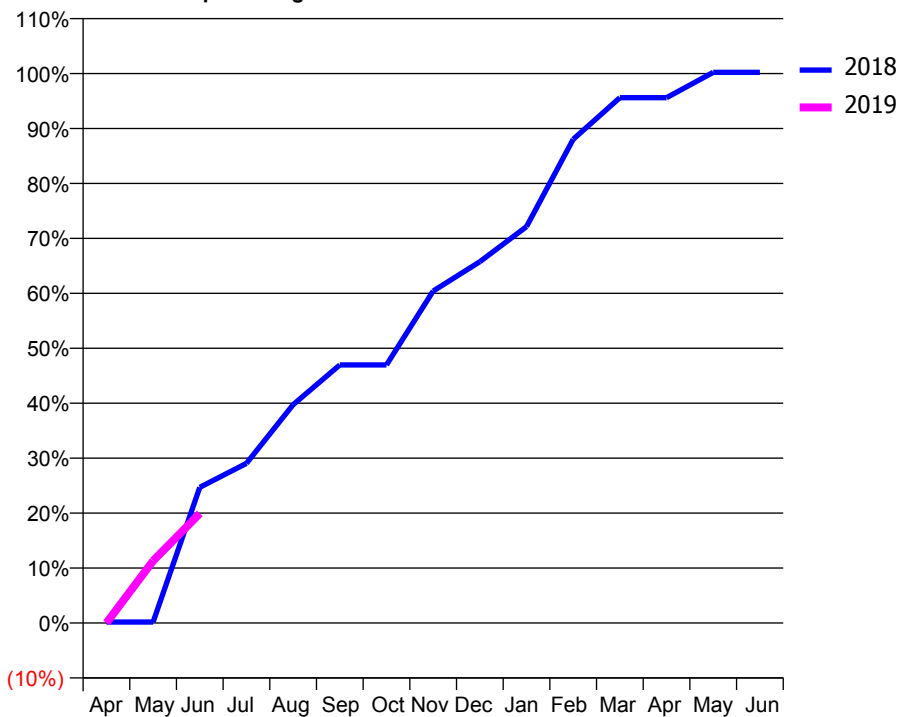
ACCESS*

Patients seen in 24 months	Total	Change since previous quarter
Quarter ending June 2017	3,906	
Quarter ending September 2017	3,831	↓
Quarter ending December 2017	3,848	→
Quarter ending March 2018	3,801	↓
Quarter ending June 2018	3,814	→
Variance since June 2017	(2.4%)	↓



ACTIVITY

Cumulative percentage of contracted UDA delivered 2018 & 2019



Month	Adjusted Scheduled Activity (UDA)	
	2018	2019
April	19	0
May	19	1,176
June	2,561	2,069
July	3,015	
August	4,123	
September	4,872	
October	4,872	
November	6,269	
December	6,822	
January	7,485	
February	9,134	
March	9,918	
April	9,918	
May	10,398	
June	10,398	

QUALITY

	Quantity	Base Number	Contract	AT	Region	England
% of FP17s for the same patient ID Re-attending within 3 months - Children	29	317	9.1%	9.8%	11.5%	11.5%
% of FP17s for the same patient ID Re-attending within 3 months - Adults	51	583	8.7%	15.4%	16.6%	15.4%
% of FP17s for the same patient ID Re-attending between 3 & 9 months - Children	133	317	42.0%	49.2%	48.8%	58.9%
% of FP17s for the same patient ID Re-attending between 3 & 9 months - Adults	180	583	30.9%	39.1%	39.3%	51.6%
% of FP17s for Band 1 Urgent Courses	32	616	5.2%	10.0%	10.6%	8.9%
% of FP17s Relating to Free Repair or Replacements	3	616	0.5%	0.6%	0.5%	0.8%
% of FP17s Relating to Continuations	4	616	0.6%	0.9%	0.7%	0.9%
% of Patients satisfied with the dentistry they have received	4	4	N/A	91.6%	90.4%	93.2%
% of Patients satisfied with the time they had to wait for an appointment	4	4	N/A	88.0%	85.3%	88.8%

* This is based on patients treated on this contract for their most recent course of treatment. Figures in italics indicate the base number of FP17s or Patient Questionnaire responses are less than 100. N/A is shown where the base number of responses is less than 10 during the period. % is calculated as Quantity/Base number*100

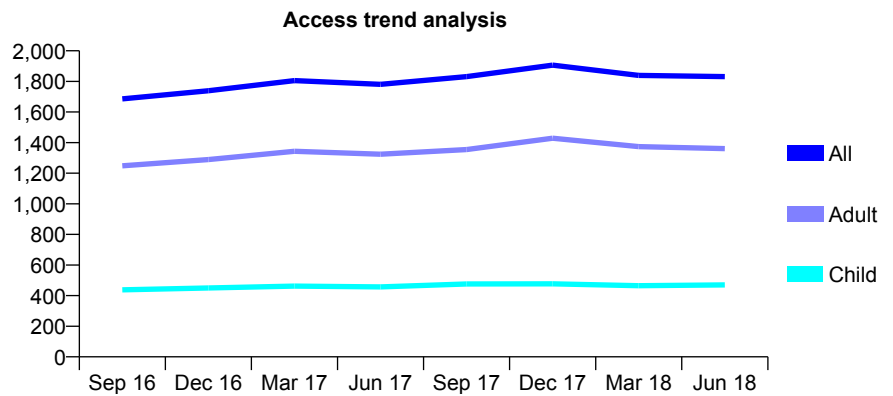
Q63 - Vital Signs At a Glance Contract Report for 846066/0001 - June 2018

Name or company name	MR A SYED
Contract type name	GDS Contract
Purpose of contract	General
Contract start date	01/04/2006
Contract end date	

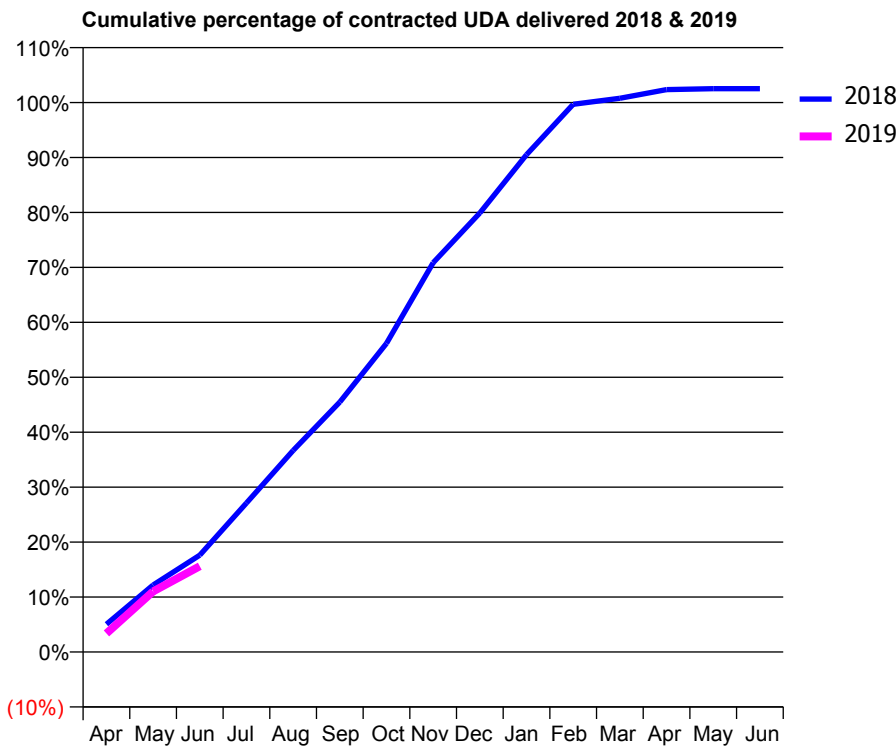
18/19 Contracted general activity (UDA)	5,478
Carry forward general activity (UDA)	0
18/19 Contracted orthodontic activity (UOA)	0
Carry forward orthodontic activity (UOA)	0
Baseline contract value	£222,644.31

ACCESS*

Patients seen in 24 months	Total	Change since previous quarter
Quarter ending June 2017	1,781	
Quarter ending September 2017	1,831	↑
Quarter ending December 2017	1,906	↑
Quarter ending March 2018	1,839	↓
Quarter ending June 2018	1,831	→
Variance since June 2017	2.8%	↑



ACTIVITY



Month	Adjusted Scheduled Activity (UDA)	
	2018	2019
April	277	186
May	668	604
June	966	856
July	1,485	
August	2,010	
September	2,492	
October	3,077	
November	3,881	
December	4,377	
January	4,958	
February	5,460	
March	5,520	
April	5,607	
May	5,616	
June	5,616	

QUALITY

	Quantity	Base Number	Contract	AT	Region	England
% of FP17s for the same patient ID Re-attending within 3 months - Children	1	158	0.6%	9.8%	11.5%	11.5%
% of FP17s for the same patient ID Re-attending within 3 months - Adults	22	235	9.4%	15.4%	16.6%	15.4%
% of FP17s for the same patient ID Re-attending between 3 & 9 months - Children	88	158	55.7%	49.2%	48.8%	58.9%
% of FP17s for the same patient ID Re-attending between 3 & 9 months - Adults	62	235	26.4%	39.1%	39.3%	51.6%
% of FP17s for Band 1 Urgent Courses	35	337	10.4%	10.0%	10.6%	8.9%
% of FP17s Relating to Free Repair or Replacements	0	337	0.0%	0.6%	0.5%	0.8%
% of FP17s Relating to Continuations	0	337	0.0%	0.9%	0.7%	0.9%
% of Patients satisfied with the dentistry they have received	0	0	N/A	91.6%	90.4%	93.2%
% of Patients satisfied with the time they had to wait for an appointment	0	0	N/A	88.0%	85.3%	88.8%

* This is based on patients treated on this contract for their most recent course of treatment. Figures in italics indicate the base number of FP17s or Patient Questionnaire responses are less than 100. N/A is shown where the base number of responses is less than 10 during the period. % is calculated as Quantity/Base number*100

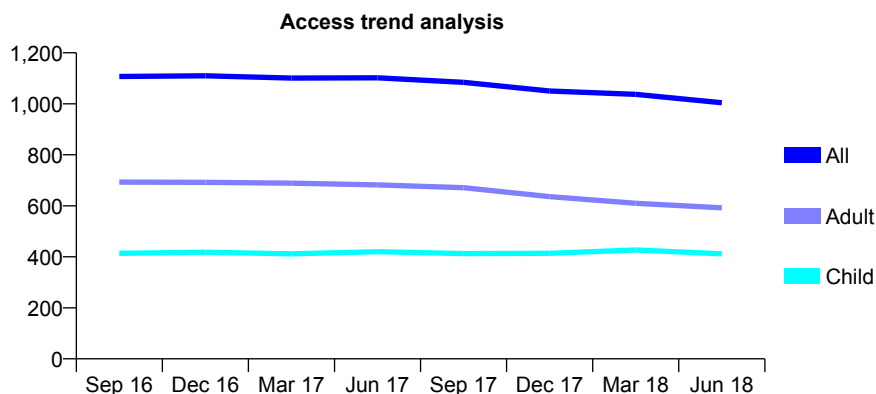
Q63 - Vital Signs At a Glance Contract Report for 847550/0001 - June 2018

Name or company name	MRS R SHERIFF
Contract type name	GDS Contract
Purpose of contract	General
Contract start date	01/06/2006
Contract end date	

18/19 Contracted general activity (UDA)	4,787
Carry forward general activity (UDA)	0
18/19 Contracted orthodontic activity (UOA)	0
Carry forward orthodontic activity (UOA)	0
Baseline contract value	£144,702.63

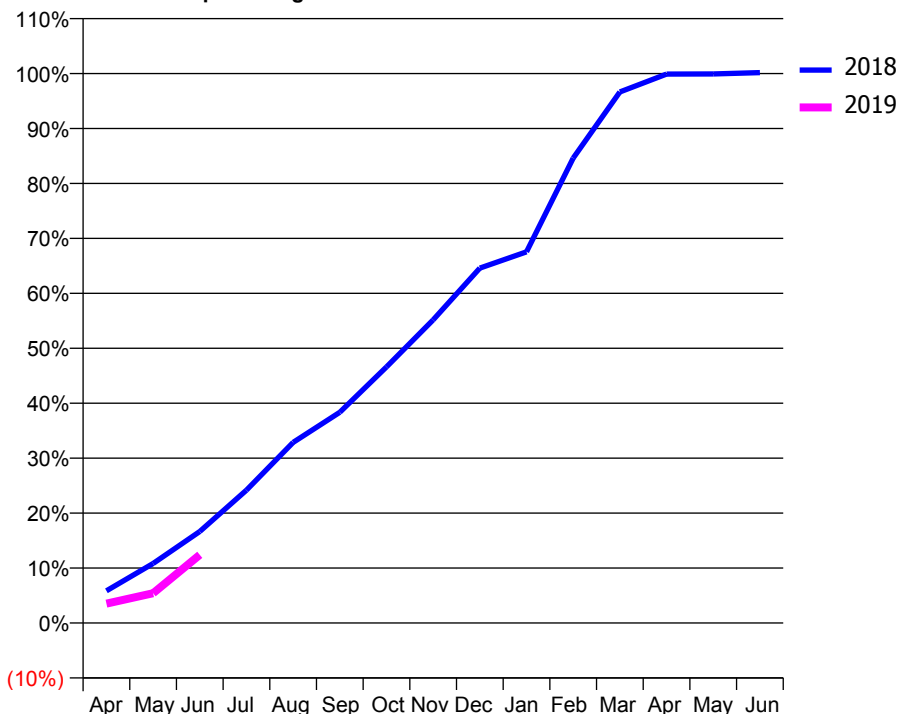
ACCESS*

Patients seen in 24 months	Total	Change since previous quarter
Quarter ending June 2017	1,102	
Quarter ending September 2017	1,084	↓
Quarter ending December 2017	1,050	↓
Quarter ending March 2018	1,037	↓
Quarter ending June 2018	1,004	↓
Variance since June 2017	(8.9%)	↓



ACTIVITY

Cumulative percentage of contracted UDA delivered 2018 & 2019



Adjusted Scheduled Activity (UDA)

Month	2018	2019
April	280	169
May	519	259
June	797	594
July	1,157	
August	1,574	
September	1,836	
October	2,231	
November	2,641	
December	3,091	
January	3,234	
February	4,050	
March	4,626	
April	4,782	
May	4,783	
June	4,794	

QUALITY

	Quantity	Base Number	Contract	AT	Region	England
% of FP17s for the same patient ID Re-attending within 3 months - Children	27	91	29.7%	9.8%	11.5%	11.5%
% of FP17s for the same patient ID Re-attending within 3 months - Adults	62	154	40.3%	15.4%	16.6%	15.4%
% of FP17s for the same patient ID Re-attending between 3 & 9 months - Children	39	91	42.9%	49.2%	48.8%	58.9%
% of FP17s for the same patient ID Re-attending between 3 & 9 months - Adults	40	154	26.0%	39.1%	39.3%	51.6%
% of FP17s for Band 1 Urgent Courses	12	196	6.1%	10.0%	10.6%	8.9%
% of FP17s Relating to Free Repair or Replacements	0	196	0.0%	0.6%	0.5%	0.8%
% of FP17s Relating to Continuations	32	196	16.3%	0.9%	0.7%	0.9%
% of Patients satisfied with the dentistry they have received	0	0	N/A	91.6%	90.4%	93.2%
% of Patients satisfied with the time they had to wait for an appointment	0	0	N/A	88.0%	85.3%	88.8%

* This is based on patients treated on this contract for their most recent course of treatment. Figures in italics indicate the base number of FP17s or Patient Questionnaire responses are less than 100. N/A is shown where the base number of responses is less than 10 during the period. % is calculated as Quantity/Base number*100

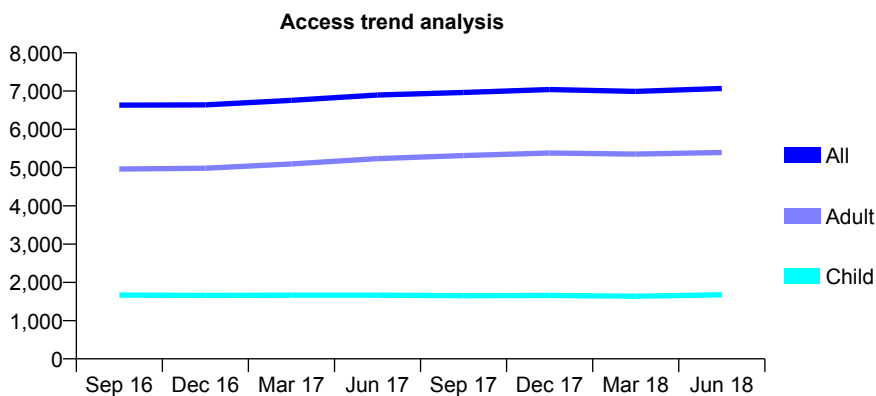
Q63 - Vital Signs At a Glance Contract Report for 848018/0001 - June 2018

Name or company name	MS F POURGHOBAD
Contract type name	GDS Contract
Purpose of contract	General
Contract start date	01/04/2006
Contract end date	

18/19 Contracted general activity (UDA)	16,817
Carry forward general activity (UDA)	0
18/19 Contracted orthodontic activity (UOA)	0
Carry forward orthodontic activity (UOA)	0
Baseline contract value	£495,436.57

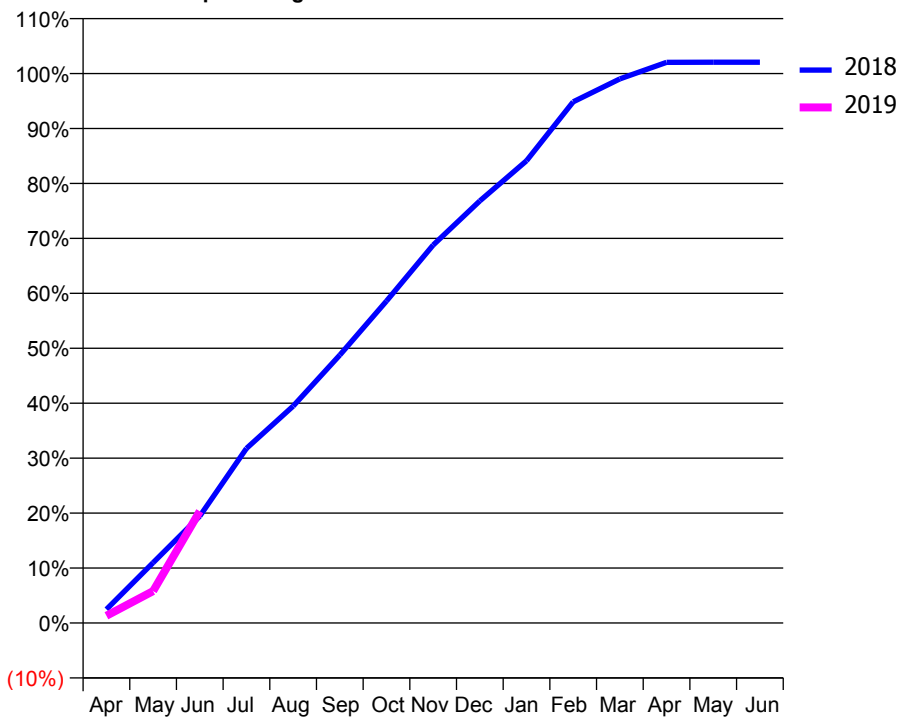
ACCESS*

Patients seen in 24 months	Total	Change since previous quarter
Quarter ending June 2017	6,898	
Quarter ending September 2017	6,964	→
Quarter ending December 2017	7,040	→
Quarter ending March 2018	6,992	→
Quarter ending June 2018	7,069	→
Variance since June 2017	2.5%	↑



ACTIVITY

Cumulative percentage of contracted UDA delivered 2018 & 2019



Month	Adjusted Scheduled Activity (UDA)	
	2018	2019
April	417	224
May	1,845	979
June	3,270	3,420
July	5,346	
August	6,636	
September	8,203	
October	9,855	
November	11,568	
December	12,918	
January	14,149	
February	15,952	
March	16,651	
April	17,160	
May	17,161	
June	17,161	

QUALITY

	Quantity	Base Number	Contract	AT	Region	England
% of FP17s for the same patient ID Re-attending within 3 months - Children	25	594	4.2%	9.8%	11.5%	11.5%
% of FP17s for the same patient ID Re-attending within 3 months - Adults	111	1,437	7.7%	15.4%	16.6%	15.4%
% of FP17s for the same patient ID Re-attending between 3 & 9 months - Children	223	594	37.5%	49.2%	48.8%	58.9%
% of FP17s for the same patient ID Re-attending between 3 & 9 months - Adults	561	1,437	39.0%	39.1%	39.3%	51.6%
% of FP17s for Band 1 Urgent Courses	115	1,811	6.4%	10.0%	10.6%	8.9%
% of FP17s Relating to Free Repair or Replacements	1	1,811	0.1%	0.6%	0.5%	0.8%
% of FP17s Relating to Continuations	4	1,811	0.2%	0.9%	0.7%	0.9%
% of Patients satisfied with the dentistry they have received	3	3	N/A	91.6%	90.4%	93.2%
% of Patients satisfied with the time they had to wait for an appointment	3	3	N/A	88.0%	85.3%	88.8%

* This is based on patients treated on this contract for their most recent course of treatment. Figures in italics indicate the base number of FP17s or Patient Questionnaire responses are less than 100. N/A is shown where the base number of responses is less than 10 during the period. % is calculated as Quantity/Base number*100

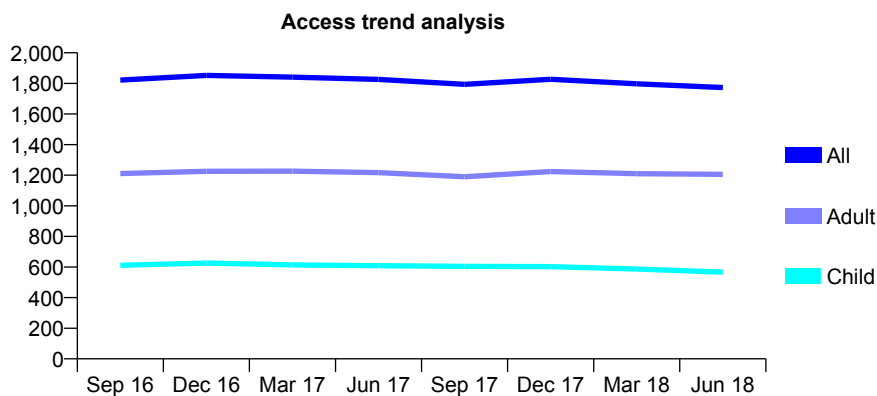
Q63 - Vital Signs At a Glance Contract Report for 849138/0002 - June 2018

Name or company name	Mr F K Banjo and Mrs D O Banjo
Contract type name	GDS Contract
Purpose of contract	General
Contract start date	01/04/2006
Contract end date	

18/19 Contracted general activity (UDA)	6,000
Carry forward general activity (UDA)	0
18/19 Contracted orthodontic activity (UOA)	0
Carry forward orthodontic activity (UOA)	0
Baseline contract value	£206,850.25

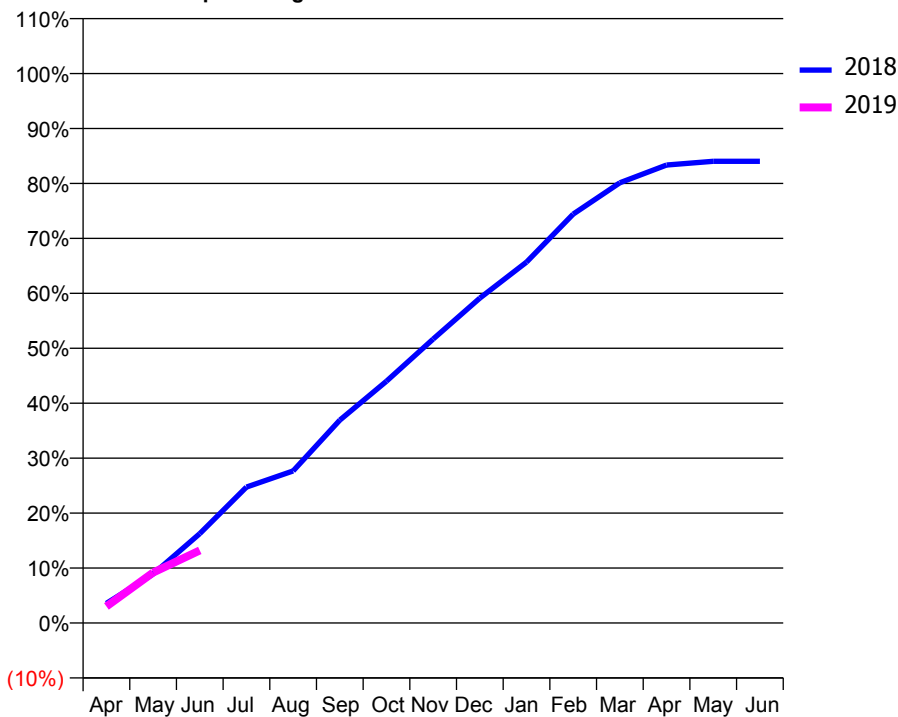
ACCESS*

Patients seen in 24 months	Total	Change since previous quarter
Quarter ending June 2017	1,826	
Quarter ending September 2017	1,794	↓
Quarter ending December 2017	1,827	→
Quarter ending March 2018	1,797	↓
Quarter ending June 2018	1,773	↓
Variance since June 2017	(2.9%)	↓



ACTIVITY

Cumulative percentage of contracted UDA delivered 2018 & 2019



Month	Adjusted Scheduled Activity (UDA)	
	2018	2019
April	215	182
May	535	551
June	976	793
July	1,484	
August	1,660	
September	2,215	
October	2,641	
November	3,100	
December	3,547	
January	3,940	
February	4,464	
March	4,807	
April	5,001	
May	5,042	
June	5,042	

QUALITY

	Quantity	Base Number	Contract	AT	Region	England
% of FP17s for the same patient ID Re-attending within 3 months - Children	12	128	9.4%	9.8%	11.5%	11.5%
% of FP17s for the same patient ID Re-attending within 3 months - Adults	34	287	11.8%	15.4%	16.6%	15.4%
% of FP17s for the same patient ID Re-attending between 3 & 9 months - Children	52	128	40.6%	49.2%	48.8%	58.9%
% of FP17s for the same patient ID Re-attending between 3 & 9 months - Adults	105	287	36.6%	39.1%	39.3%	51.6%
% of FP17s for Band 1 Urgent Courses	13	321	4.0%	10.0%	10.6%	8.9%
% of FP17s Relating to Free Repair or Replacements	0	321	0.0%	0.6%	0.5%	0.8%
% of FP17s Relating to Continuations	0	321	0.0%	0.9%	0.7%	0.9%
% of Patients satisfied with the dentistry they have received	0	0	N/A	91.6%	90.4%	93.2%
% of Patients satisfied with the time they had to wait for an appointment	0	0	N/A	88.0%	85.3%	88.8%

* This is based on patients treated on this contract for their most recent course of treatment. Figures in italics indicate the base number of FP17s or Patient Questionnaire responses are less than 100. N/A is shown where the base number of responses is less than 10 during the period. % is calculated as Quantity/Base number*100

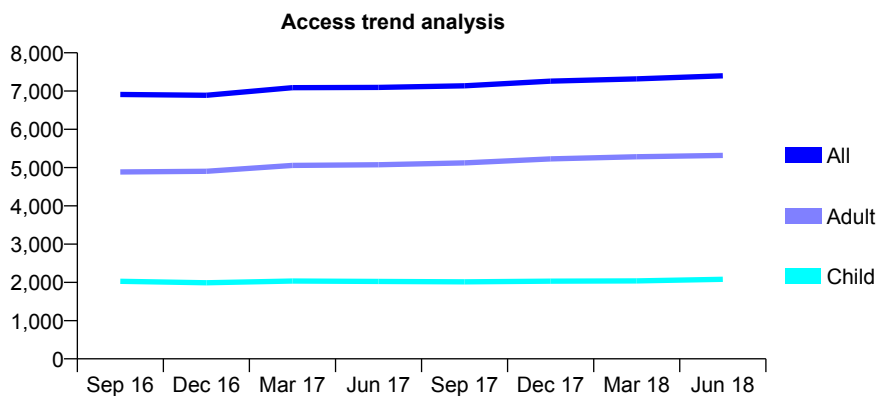
Q63 - Vital Signs At a Glance Contract Report for 853372/0001 - June 2018

Name or company name	Hook Lane Practice Limited
Contract type name	GDS Contract
Purpose of contract	General
Contract start date	19/04/2008
Contract end date	

18/19 Contracted general activity (UDA)	20,021
Carry forward general activity (UDA)	0
18/19 Contracted orthodontic activity (UOA)	0
Carry forward orthodontic activity (UOA)	0
Baseline contract value	£571,526.72

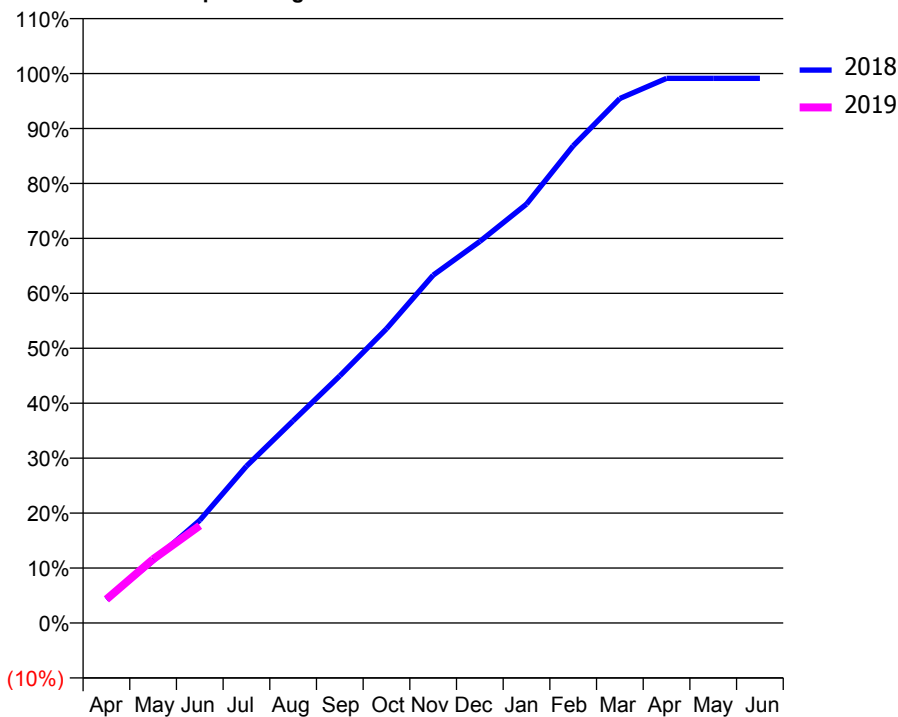
ACCESS*

Patients seen in 24 months	Total	Change since previous quarter
Quarter ending June 2017	7,095	
Quarter ending September 2017	7,138	→
Quarter ending December 2017	7,259	→
Quarter ending March 2018	7,320	→
Quarter ending June 2018	7,397	→
Variance since June 2017	4.3%	↑



ACTIVITY

Cumulative percentage of contracted UDA delivered 2018 & 2019



Month	Adjusted Scheduled Activity (UDA)	
	2018	2019
April	859	865
May	2,269	2,323
June	3,743	3,551
July	5,718	
August	7,369	
September	9,007	
October	10,718	
November	12,673	
December	13,902	
January	15,264	
February	17,386	
March	19,113	
April	19,843	
May	19,843	
June	19,843	

QUALITY

	Quantity	Base Number	Contract	AT	Region	England
% of FP17s for the same patient ID Re-attending within 3 months - Children	34	586	5.8%	9.8%	11.5%	11.5%
% of FP17s for the same patient ID Re-attending within 3 months - Adults	217	1,224	17.7%	15.4%	16.6%	15.4%
% of FP17s for the same patient ID Re-attending between 3 & 9 months - Children	238	586	40.6%	49.2%	48.8%	58.9%
% of FP17s for the same patient ID Re-attending between 3 & 9 months - Adults	413	1,224	33.7%	39.1%	39.3%	51.6%
% of FP17s for Band 1 Urgent Courses	96	1,433	6.7%	10.0%	10.6%	8.9%
% of FP17s Relating to Free Repair or Replacements	14	1,433	1.0%	0.6%	0.5%	0.8%
% of FP17s Relating to Continuations	60	1,433	4.2%	0.9%	0.7%	0.9%
% of Patients satisfied with the dentistry they have received	3	3	N/A	91.6%	90.4%	93.2%
% of Patients satisfied with the time they had to wait for an appointment	3	3	N/A	88.0%	85.3%	88.8%

* This is based on patients treated on this contract for their most recent course of treatment. Figures in italics indicate the base number of FP17s or Patient Questionnaire responses are less than 100. N/A is shown where the base number of responses is less than 10 during the period. % is calculated as Quantity/Base number*100

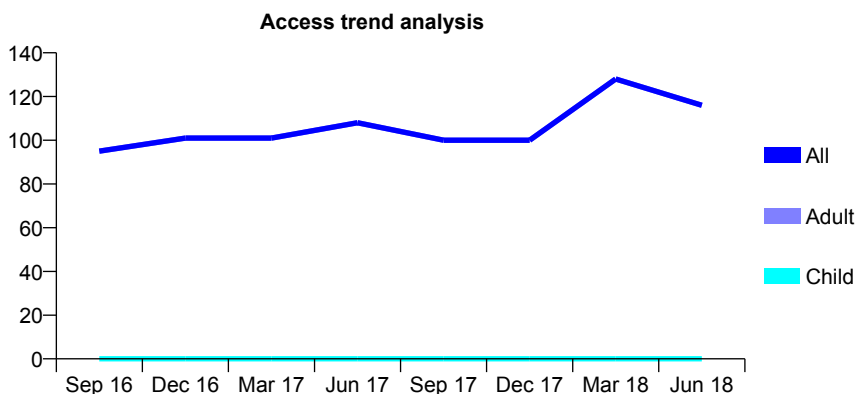
Q63 - Vital Signs At a Glance Contract Report for 853372/0003 - June 2018

Name or company name	Hook Lane Practice Limited
Contract type name	PDS Contract
Purpose of contract	General
Contract start date	01/06/2013
Contract end date	30/06/2018

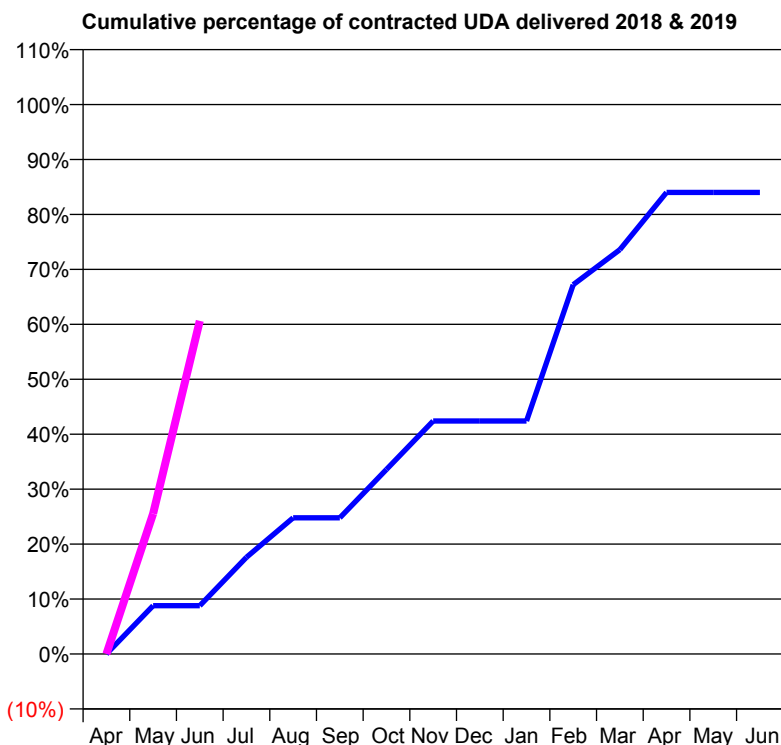
18/19 Contracted general activity (UDA)	94
Carry forward general activity (UDA)	0
18/19 Contracted orthodontic activity (UOA)	0
Carry forward orthodontic activity (UOA)	0
Baseline contract value	£5,096.13

ACCESS*

Patients seen in 24 months	Total	Change since previous quarter
Quarter ending June 2017	108	
Quarter ending September 2017	100	↓
Quarter ending December 2017	100	→
Quarter ending March 2018	128	↑
Quarter ending June 2018	116	↓
Variance since June 2017	7.4%	↑



ACTIVITY



Month	Adjusted Scheduled Activity (UDA)	
	2018	2019
April	0	0
May	33	24
June	33	57
July	66	
August	93	
September	93	
October	126	
November	159	
December	159	
January	159	
February	252	
March	276	
April	315	
May	315	
June	315	

QUALITY

	Quantity	Base Number	Contract	AT	Region	England
% of FP17s for the same patient ID Re-attending within 3 months - Children	0	0	N/A	9.8%	11.5%	11.5%
% of FP17s for the same patient ID Re-attending within 3 months - Adults	0	32	0.0%	15.4%	16.6%	15.4%
% of FP17s for the same patient ID Re-attending between 3 & 9 months - Children	0	0	N/A	49.2%	48.8%	58.9%
% of FP17s for the same patient ID Re-attending between 3 & 9 months - Adults	0	32	0.0%	39.1%	39.3%	51.6%
% of FP17s for Band 1 Urgent Courses	0	19	0.0%	10.0%	10.6%	8.9%
% of FP17s Relating to Free Repair or Replacements	0	19	0.0%	0.6%	0.5%	0.8%
% of FP17s Relating to Continuations	0	19	0.0%	0.9%	0.7%	0.9%
% of Patients satisfied with the dentistry they have received	0	0	N/A	91.6%	90.4%	93.2%
% of Patients satisfied with the time they had to wait for an appointment	0	0	N/A	88.0%	85.3%	88.8%

* This is based on patients treated on this contract for their most recent course of treatment. Figures in italics indicate the base number of FP17s or Patient Questionnaire responses are less than 100. N/A is shown where the base number of responses is less than 10 during the period. % is calculated as Quantity/Base number*100

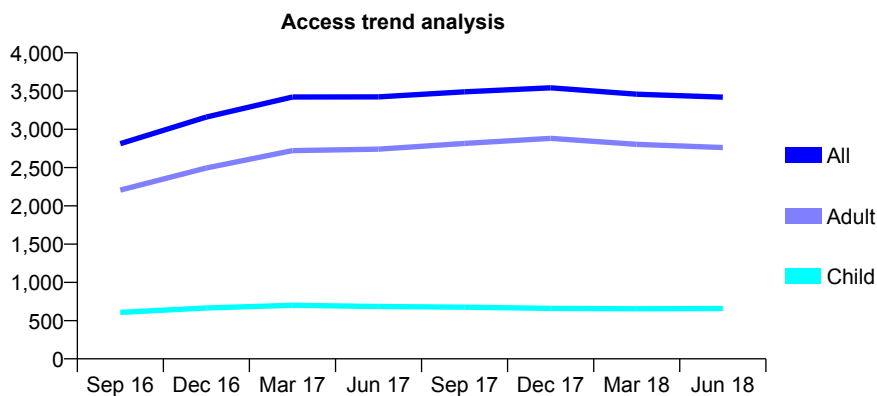
Q63 - Vital Signs At a Glance Contract Report for 854956/0003 - June 2018

Name or company name	MISS N AL-JUMAILY
Contract type name	GDS Contract
Purpose of contract	General
Contract start date	01/04/2015
Contract end date	

18/19 Contracted general activity (UDA)	6,973
Carry forward general activity (UDA)	0
18/19 Contracted orthodontic activity (UOA)	0
Carry forward orthodontic activity (UOA)	0
Baseline contract value	£279,914.95

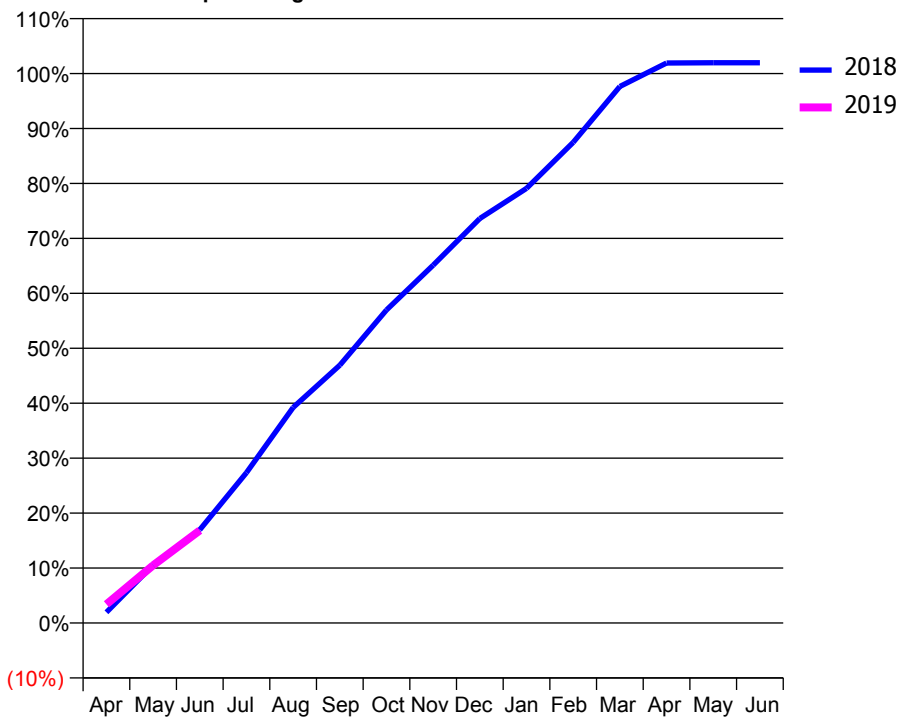
ACCESS*

Patients seen in 24 months	Total	Change since previous quarter
Quarter ending June 2017	3,424	
Quarter ending September 2017	3,491	→
Quarter ending December 2017	3,542	→
Quarter ending March 2018	3,458	↓
Quarter ending June 2018	3,420	↓
Variance since June 2017	(0.1%)	→



ACTIVITY

Cumulative percentage of contracted UDA delivered 2018 & 2019



Adjusted Scheduled Activity (UDA)		
Month	2018	2019
April	136	237
May	736	731
June	1,184	1,175
July	1,908	
August	2,735	
September	3,271	
October	3,973	
November	4,542	
December	5,134	
January	5,515	
February	6,100	
March	6,809	
April	7,106	
May	7,110	
June	7,110	

QUALITY

	Quantity	Base Number	Contract	AT	Region	England
% of FP17s for the same patient ID Re-attending within 3 months - Children	15	134	11.2%	9.8%	11.5%	11.5%
% of FP17s for the same patient ID Re-attending within 3 months - Adults	43	507	8.5%	15.4%	16.6%	15.4%
% of FP17s for the same patient ID Re-attending between 3 & 9 months - Children	38	134	28.4%	49.2%	48.8%	58.9%
% of FP17s for the same patient ID Re-attending between 3 & 9 months - Adults	122	507	24.1%	39.1%	39.3%	51.6%
% of FP17s for Band 1 Urgent Courses	51	527	9.7%	10.0%	10.6%	8.9%
% of FP17s Relating to Free Repair or Replacements	0	527	0.0%	0.6%	0.5%	0.8%
% of FP17s Relating to Continuations	0	527	0.0%	0.9%	0.7%	0.9%
% of Patients satisfied with the dentistry they have received	0	0	N/A	91.6%	90.4%	93.2%
% of Patients satisfied with the time they had to wait for an appointment	0	0	N/A	88.0%	85.3%	88.8%

* This is based on patients treated on this contract for their most recent course of treatment. Figures in italics indicate the base number of FP17s or Patient Questionnaire responses are less than 100. N/A is shown where the base number of responses is less than 10 during the period. % is calculated as Quantity/Base number*100

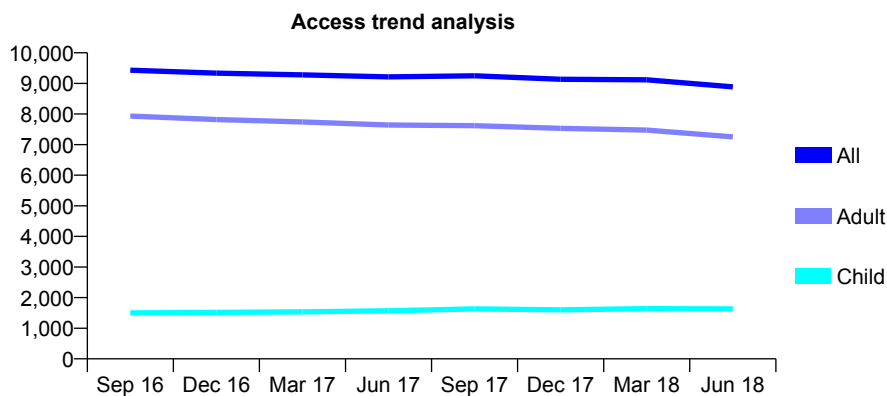
Q63 - Vital Signs At a Glance Contract Report for 855855/0001 - June 2018

Name or company name	MR F MIRZAI
Contract type name	GDS Contract
Purpose of contract	General
Contract start date	01/03/2008
Contract end date	

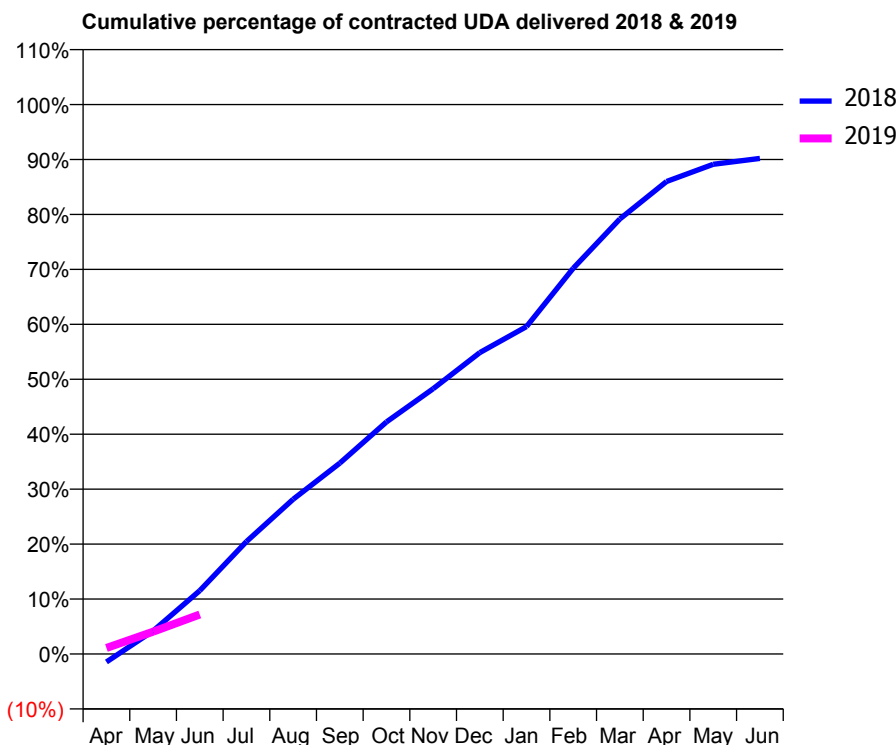
18/19 Contracted general activity (UDA)	31,000
Carry forward general activity (UDA)	0
18/19 Contracted orthodontic activity (UOA)	0
Carry forward orthodontic activity (UOA)	0
Baseline contract value	£935,282.32

ACCESS*

Patients seen in 24 months	Total	Change since previous quarter
Quarter ending June 2017	9,213	
Quarter ending September 2017	9,247	→
Quarter ending December 2017	9,133	↓
Quarter ending March 2018	9,116	→
Quarter ending June 2018	8,885	↓
Variance since June 2017	(3.6%)	↓



ACTIVITY



Month	Adjusted Scheduled Activity (UDA)	
	2018	2019
April	-453	343
May	1,304	1,260
June	3,580	2,228
July	6,347	
August	8,727	
September	10,768	
October	13,097	
November	14,964	
December	17,009	
January	18,476	
February	21,756	
March	24,542	
April	26,661	
May	27,630	
June	27,955	

QUALITY

	Quantity	Base Number	Contract	AT	Region	England
% of FP17s for the same patient ID Re-attending within 3 months - Children	14	349	4.0%	9.8%	11.5%	11.5%
% of FP17s for the same patient ID Re-attending within 3 months - Adults	143	1,353	10.6%	15.4%	16.6%	15.4%
% of FP17s for the same patient ID Re-attending between 3 & 9 months - Children	139	349	39.8%	49.2%	48.8%	58.9%
% of FP17s for the same patient ID Re-attending between 3 & 9 months - Adults	385	1,353	28.5%	39.1%	39.3%	51.6%
% of FP17s for Band 1 Urgent Courses	44	830	5.3%	10.0%	10.6%	8.9%
% of FP17s Relating to Free Repair or Replacements	15	830	1.8%	0.6%	0.5%	0.8%
% of FP17s Relating to Continuations	9	830	1.1%	0.9%	0.7%	0.9%
% of Patients satisfied with the dentistry they have received	2	2	N/A	91.6%	90.4%	93.2%
% of Patients satisfied with the time they had to wait for an appointment	2	2	N/A	88.0%	85.3%	88.8%

* This is based on patients treated on this contract for their most recent course of treatment. Figures in italics indicate the base number of FP17s or Patient Questionnaire responses are less than 100. N/A is shown where the base number of responses is less than 10 during the period. % is calculated as Quantity/Base number*100

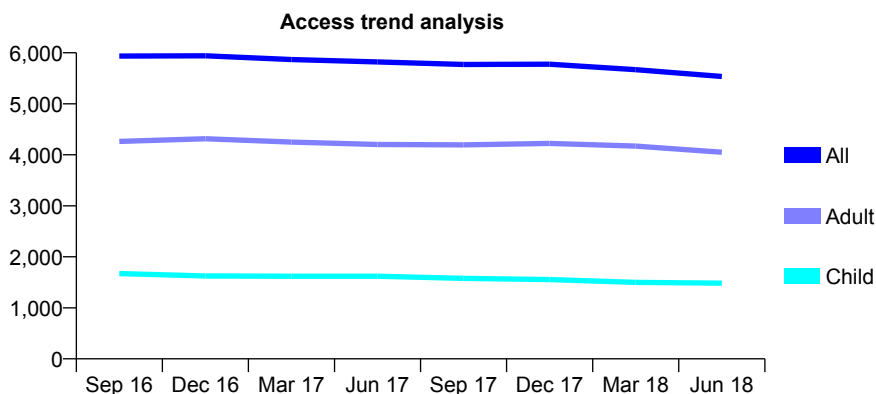
Q63 - Vital Signs At a Glance Contract Report for 858749/0001 - June 2018

Name or company name	MISS MR HARVEY
Contract type name	GDS Contract
Purpose of contract	General
Contract start date	11/09/2006
Contract end date	

18/19 Contracted general activity (UDA)	12,750
Carry forward general activity (UDA)	0
18/19 Contracted orthodontic activity (UOA)	0
Carry forward orthodontic activity (UOA)	0
Baseline contract value	£322,691.76

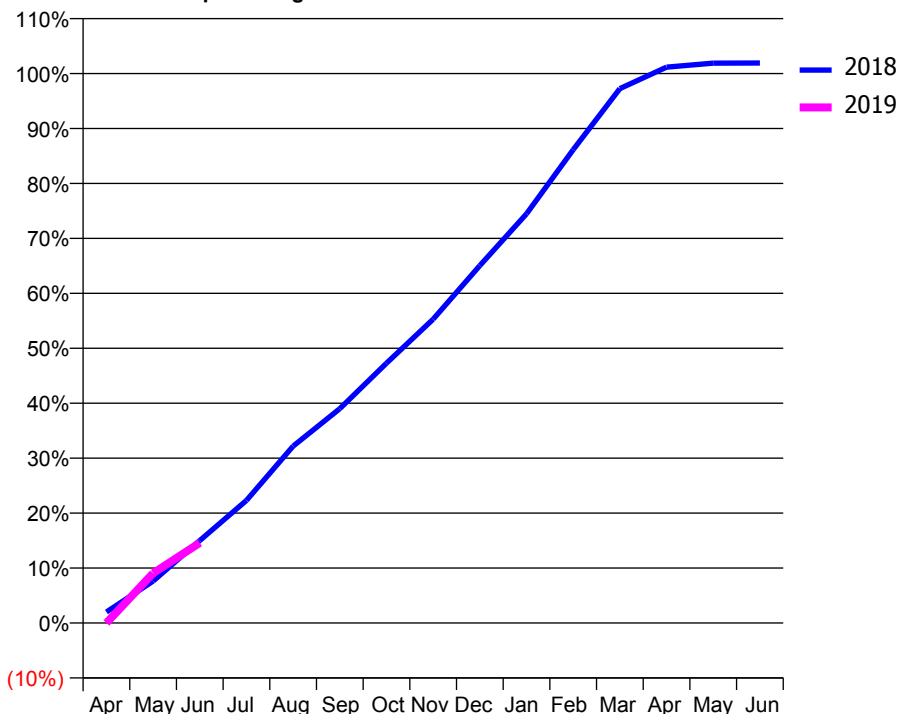
ACCESS*

Patients seen in 24 months	Total	Change since previous quarter
Quarter ending June 2017	5,822	
Quarter ending September 2017	5,772	→
Quarter ending December 2017	5,777	→
Quarter ending March 2018	5,670	↓
Quarter ending June 2018	5,536	↓
Variance since June 2017	(4.9%)	↓



ACTIVITY

Cumulative percentage of contracted UDA delivered 2018 & 2019



Month	Adjusted Scheduled Activity (UDA)	
	2018	2019
April	255	0
May	972	1,157
June	1,913	1,863
July	2,846	
August	4,105	
September	4,972	
October	6,029	
November	7,048	
December	8,293	
January	9,495	
February	10,983	
March	12,399	
April	12,898	
May	12,990	
June	12,994	

QUALITY

	Quantity	Base Number	Contract	AT	Region	England
% of FP17s for the same patient ID Re-attending within 3 months - Children	20	330	6.1%	9.8%	11.5%	11.5%
% of FP17s for the same patient ID Re-attending within 3 months - Adults	128	738	17.3%	15.4%	16.6%	15.4%
% of FP17s for the same patient ID Re-attending between 3 & 9 months - Children	95	330	28.8%	49.2%	48.8%	58.9%
% of FP17s for the same patient ID Re-attending between 3 & 9 months - Adults	212	738	28.7%	39.1%	39.3%	51.6%
% of FP17s for Band 1 Urgent Courses	98	818	12.0%	10.0%	10.6%	8.9%
% of FP17s Relating to Free Repair or Replacements	14	818	1.7%	0.6%	0.5%	0.8%
% of FP17s Relating to Continuations	2	818	0.2%	0.9%	0.7%	0.9%
% of Patients satisfied with the dentistry they have received	5	6	N/A	91.6%	90.4%	93.2%
% of Patients satisfied with the time they had to wait for an appointment	5	6	N/A	88.0%	85.3%	88.8%

* This is based on patients treated on this contract for their most recent course of treatment. Figures in italics indicate the base number of FP17s or Patient Questionnaire responses are less than 100. N/A is shown where the base number of responses is less than 10 during the period. % is calculated as Quantity/Base number*100

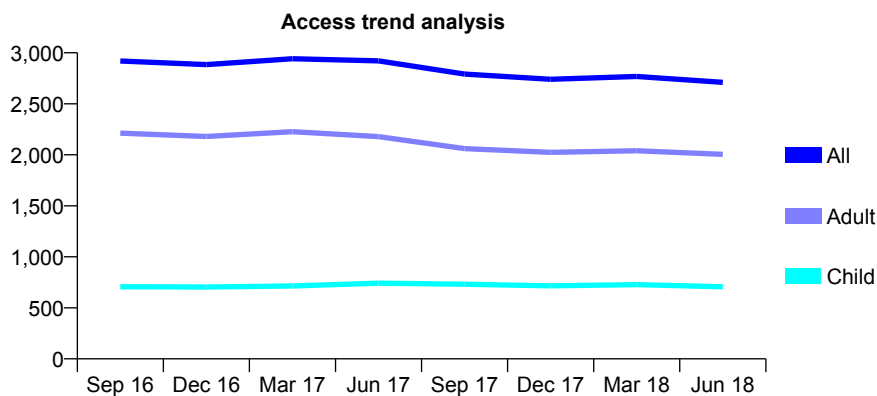
Q63 - Vital Signs At a Glance Contract Report for 859575/0001 - June 2018

Name or company name	Eltham Family Dental Practice
Contract type name	GDS Contract
Purpose of contract	General
Contract start date	17/07/2008
Contract end date	

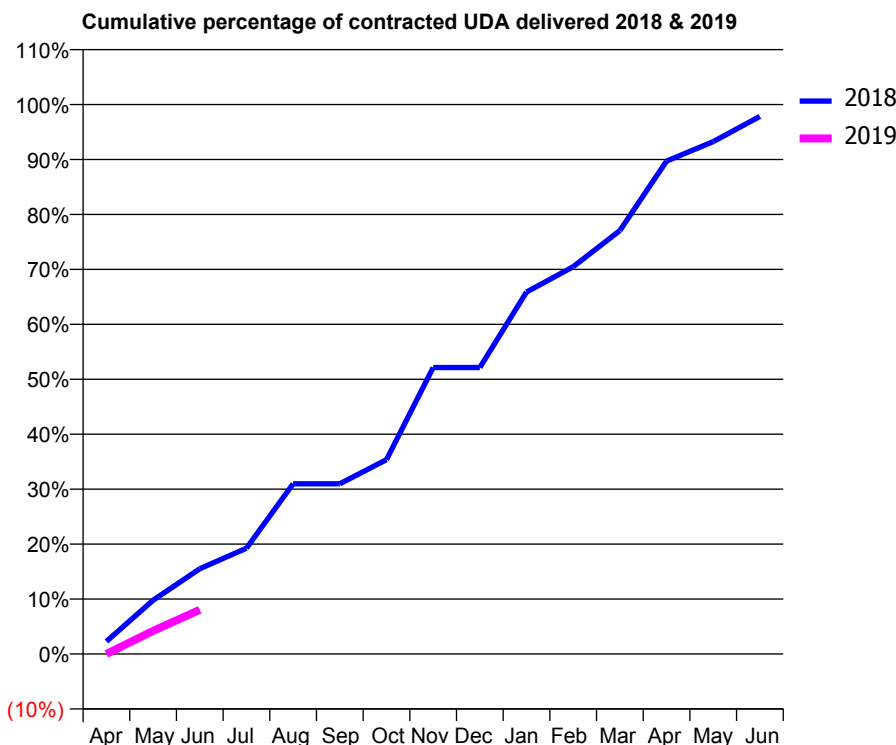
18/19 Contracted general activity (UDA)	8,000
Carry forward general activity (UDA)	0
18/19 Contracted orthodontic activity (UOA)	0
Carry forward orthodontic activity (UOA)	0
Baseline contract value	£214,830.34

ACCESS*

Patients seen in 24 months	Total	Change since previous quarter
Quarter ending June 2017	2,921	
Quarter ending September 2017	2,792	↓
Quarter ending December 2017	2,740	↓
Quarter ending March 2018	2,768	→
Quarter ending June 2018	2,710	↓
Variance since June 2017	(7.2%)	↓



ACTIVITY



Month	Adjusted Scheduled Activity (UDA)	
	2018	2019
April	184	0
May	784	337
June	1,242	643
July	1,541	
August	2,478	
September	2,478	
October	2,829	
November	4,172	
December	4,172	
January	5,269	
February	5,639	
March	6,165	
April	7,175	
May	7,460	
June	7,827	

QUALITY

	Quantity	Base Number	Contract	AT	Region	England
% of FP17s for the same patient ID Re-attending within 3 months - Children	16	210	7.6%	9.8%	11.5%	11.5%
% of FP17s for the same patient ID Re-attending within 3 months - Adults	90	649	13.9%	15.4%	16.6%	15.4%
% of FP17s for the same patient ID Re-attending between 3 & 9 months - Children	85	210	40.5%	49.2%	48.8%	58.9%
% of FP17s for the same patient ID Re-attending between 3 & 9 months - Adults	172	649	26.5%	39.1%	39.3%	51.6%
% of FP17s for Band 1 Urgent Courses	44	246	17.9%	10.0%	10.6%	8.9%
% of FP17s Relating to Free Repair or Replacements	0	246	0.0%	0.6%	0.5%	0.8%
% of FP17s Relating to Continuations	1	246	0.4%	0.9%	0.7%	0.9%
% of Patients satisfied with the dentistry they have received	0	0	N/A	91.6%	90.4%	93.2%
% of Patients satisfied with the time they had to wait for an appointment	0	0	N/A	88.0%	85.3%	88.8%

* This is based on patients treated on this contract for their most recent course of treatment. Figures in italics indicate the base number of FP17s or Patient Questionnaire responses are less than 100. N/A is shown where the base number of responses is less than 10 during the period. % is calculated as Quantity/Base number*100

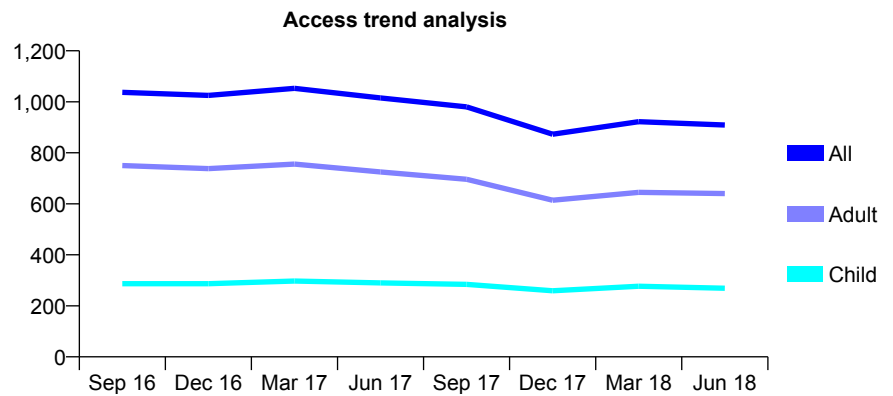
Q63 - Vital Signs At a Glance Contract Report for 863475/0001 - June 2018

Name or company name	MRS R SIVAKUMARAN
Contract type name	GDS Contract
Purpose of contract	General
Contract start date	01/04/2013
Contract end date	

18/19 Contracted general activity (UDA)	4,200
Carry forward general activity (UDA)	0
18/19 Contracted orthodontic activity (UOA)	0
Carry forward orthodontic activity (UOA)	0
Baseline contract value	£114,899.54

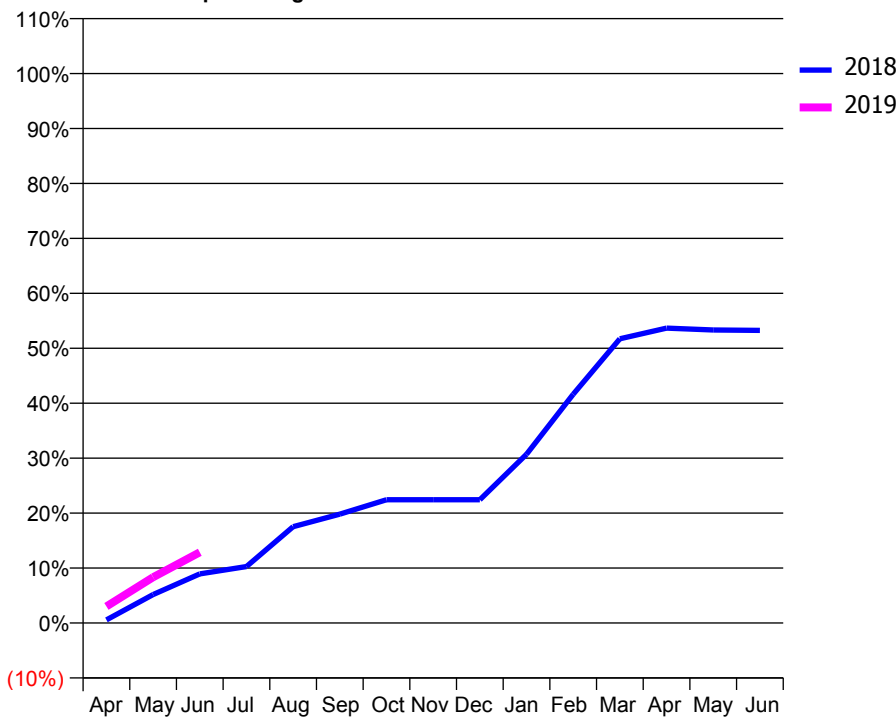
ACCESS*

Patients seen in 24 months	Total	Change since previous quarter
Quarter ending June 2017	1,015	
Quarter ending September 2017	980	↓
Quarter ending December 2017	873	↓
Quarter ending March 2018	922	↑
Quarter ending June 2018	909	↓
Variance since June 2017	(10.4%)	↓



ACTIVITY

Cumulative percentage of contracted UDA delivered 2018 & 2019



Month	Adjusted Scheduled Activity (UDA)	
	2018	2019
April	24	127
May	218	351
June	375	541
July	432	
August	736	
September	832	
October	943	
November	943	
December	943	
January	1,290	
February	1,748	
March	2,173	
April	2,254	
May	2,240	
June	2,237	

QUALITY

	Quantity	Base Number	Contract	AT	Region	England
% of FP17s for the same patient ID Re-attending within 3 months - Children	4	51	7.8%	9.8%	11.5%	11.5%
% of FP17s for the same patient ID Re-attending within 3 months - Adults	14	116	12.1%	15.4%	16.6%	15.4%
% of FP17s for the same patient ID Re-attending between 3 & 9 months - Children	15	51	29.4%	49.2%	48.8%	58.9%
% of FP17s for the same patient ID Re-attending between 3 & 9 months - Adults	16	116	13.8%	39.1%	39.3%	51.6%
% of FP17s for Band 1 Urgent Courses	14	139	10.1%	10.0%	10.6%	8.9%
% of FP17s Relating to Free Repair or Replacements	2	139	1.4%	0.6%	0.5%	0.8%
% of FP17s Relating to Continuations	1	139	0.7%	0.9%	0.7%	0.9%
% of Patients satisfied with the dentistry they have received	0	0	N/A	91.6%	90.4%	93.2%
% of Patients satisfied with the time they had to wait for an appointment	0	0	N/A	88.0%	85.3%	88.8%

* This is based on patients treated on this contract for their most recent course of treatment. Figures in italics indicate the base number of FP17s or Patient Questionnaire responses are less than 100. N/A is shown where the base number of responses is less than 10 during the period. % is calculated as Quantity/Base number*100

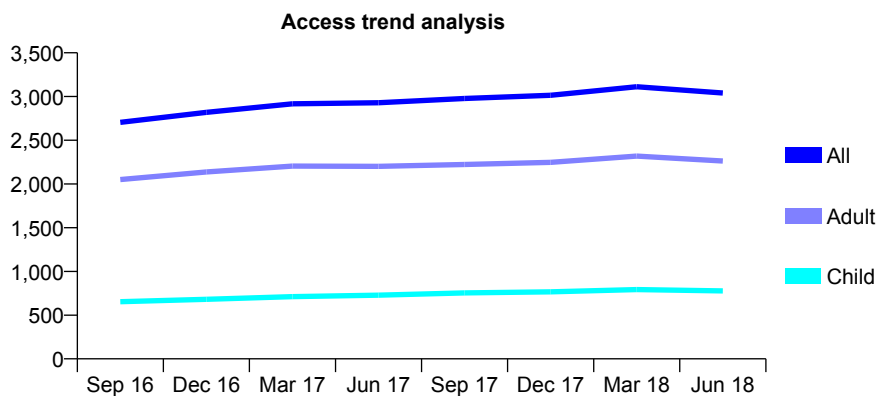
Q63 - Vital Signs At a Glance Contract Report for 875864/0001 - June 2018

Name or company name	MS MA KICZKA
Contract type name	GDS Contract
Purpose of contract	General
Contract start date	01/04/2013
Contract end date	

18/19 Contracted general activity (UDA)	9,300
Carry forward general activity (UDA)	0
18/19 Contracted orthodontic activity (UOA)	0
Carry forward orthodontic activity (UOA)	0
Baseline contract value	£224,382.58

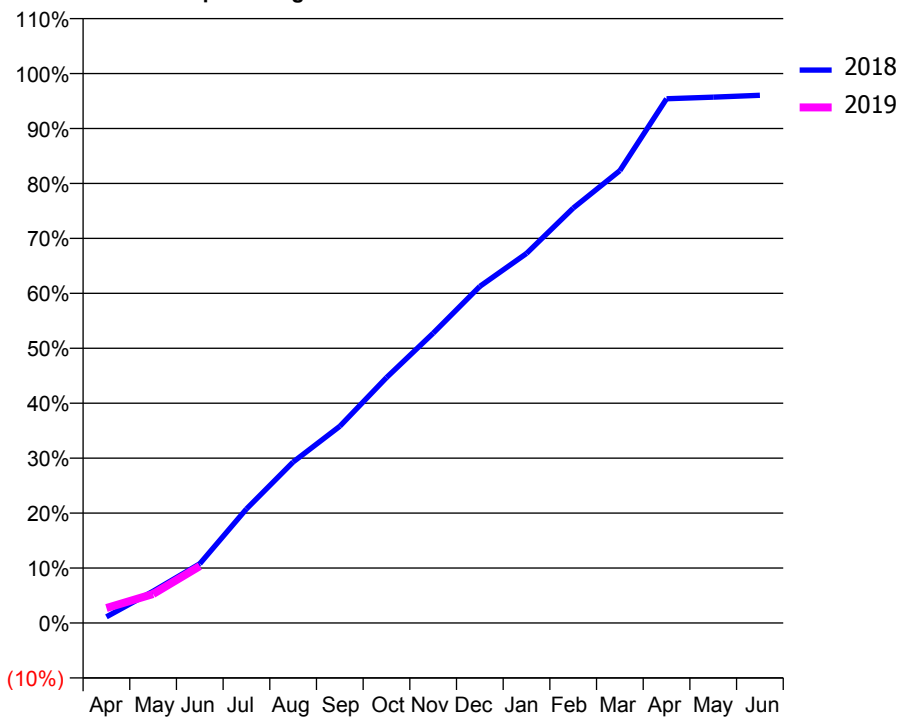
ACCESS*

Patients seen in 24 months	Total	Change since previous quarter
Quarter ending June 2017	2,929	
Quarter ending September 2017	2,977	→
Quarter ending December 2017	3,014	→
Quarter ending March 2018	3,112	↑
Quarter ending June 2018	3,040	↓
Variance since June 2017	3.8%	↑



ACTIVITY

Cumulative percentage of contracted UDA delivered 2018 & 2019



Adjusted Scheduled Activity (UDA)

Month	2018	2019
April	105	254
May	538	490
June	1,003	962
July	1,930	
August	2,724	
September	3,330	
October	4,154	
November	4,905	
December	5,697	
January	6,255	
February	7,022	
March	7,655	
April	8,873	
May	8,900	
June	8,931	

QUALITY

	Quantity	Base Number	Contract	AT	Region	England
% of FP17s for the same patient ID Re-attending within 3 months - Children	24	189	12.7%	9.8%	11.5%	11.5%
% of FP17s for the same patient ID Re-attending within 3 months - Adults	98	501	19.6%	15.4%	16.6%	15.4%
% of FP17s for the same patient ID Re-attending between 3 & 9 months - Children	51	189	27.0%	49.2%	48.8%	58.9%
% of FP17s for the same patient ID Re-attending between 3 & 9 months - Adults	104	501	20.8%	39.1%	39.3%	51.6%
% of FP17s for Band 1 Urgent Courses	112	380	29.5%	10.0%	10.6%	8.9%
% of FP17s Relating to Free Repair or Replacements	5	380	1.3%	0.6%	0.5%	0.8%
% of FP17s Relating to Continuations	3	380	0.8%	0.9%	0.7%	0.9%
% of Patients satisfied with the dentistry they have received	1	1	N/A	91.6%	90.4%	93.2%
% of Patients satisfied with the time they had to wait for an appointment	1	1	N/A	88.0%	85.3%	88.8%

* This is based on patients treated on this contract for their most recent course of treatment. Figures in italics indicate the base number of FP17s or Patient Questionnaire responses are less than 100. N/A is shown where the base number of responses is less than 10 during the period. % is calculated as Quantity/Base number*100

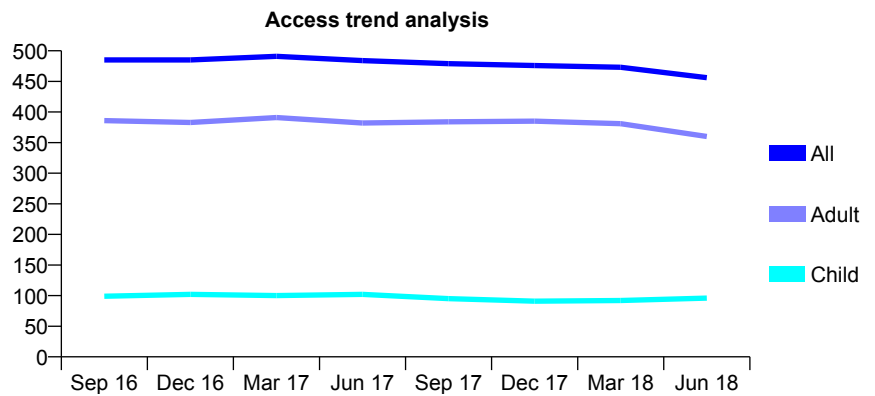
Q63 - Vital Signs At a Glance Contract Report for 890421/0001 - June 2018

Name or company name	MS M TADAION
Contract type name	GDS Contract
Purpose of contract	General
Contract start date	27/07/2011
Contract end date	

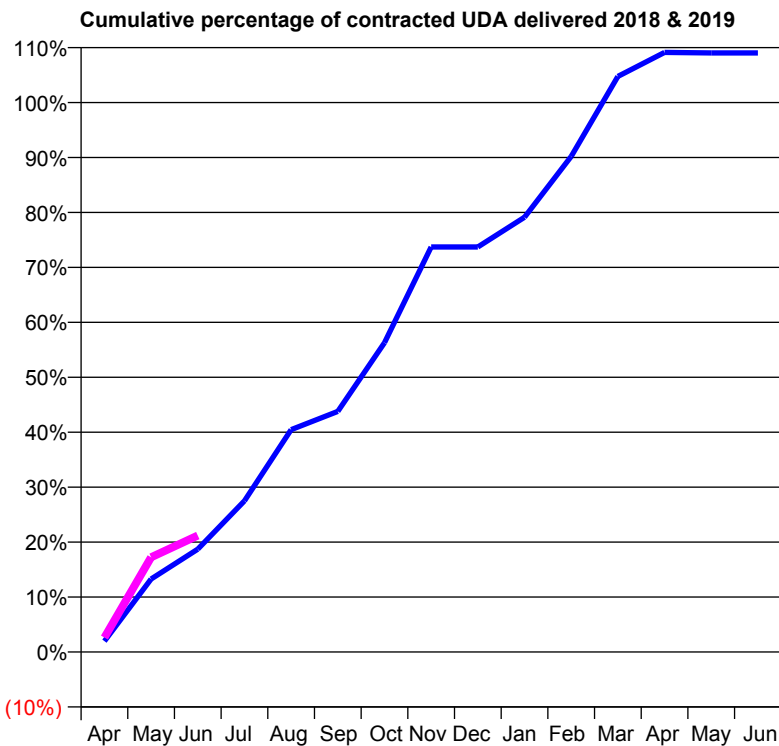
18/19 Contracted general activity (UDA)	910
Carry forward general activity (UDA)	0
18/19 Contracted orthodontic activity (UOA)	0
Carry forward orthodontic activity (UOA)	0
Baseline contract value	£25,388.17

ACCESS*

Patients seen in 24 months	Total	Change since previous quarter
Quarter ending June 2017	484	
Quarter ending September 2017	479	↓
Quarter ending December 2017	476	→
Quarter ending March 2018	473	→
Quarter ending June 2018	456	↓
Variance since June 2017	(5.8%)	↓



ACTIVITY



Adjusted Scheduled Activity (UDA)		
Month	2018	2019
April	18	24
May	121	157
June	170	193
July	250	
August	368	
September	398	
October	512	
November	671	
December	671	
January	720	
February	821	
March	953	
April	993	
May	992	
June	992	

QUALITY

	Quantity	Base Number	Contract	AT	Region	England
% of FP17s for the same patient ID Re-attending within 3 months - Children	1	32	3.1%	9.8%	11.5%	11.5%
% of FP17s for the same patient ID Re-attending within 3 months - Adults	5	71	7.0%	15.4%	16.6%	15.4%
% of FP17s for the same patient ID Re-attending between 3 & 9 months - Children	15	32	46.9%	49.2%	48.8%	58.9%
% of FP17s for the same patient ID Re-attending between 3 & 9 months - Adults	19	71	26.8%	39.1%	39.3%	51.6%
% of FP17s for Band 1 Urgent Courses	5	81	6.2%	10.0%	10.6%	8.9%
% of FP17s Relating to Free Repair or Replacements	0	81	0.0%	0.6%	0.5%	0.8%
% of FP17s Relating to Continuations	0	81	0.0%	0.9%	0.7%	0.9%
% of Patients satisfied with the dentistry they have received	0	0	N/A	91.6%	90.4%	93.2%
% of Patients satisfied with the time they had to wait for an appointment	0	0	N/A	88.0%	85.3%	88.8%

* This is based on patients treated on this contract for their most recent course of treatment. Figures in italics indicate the base number of FP17s or Patient Questionnaire responses are less than 100. N/A is shown where the base number of responses is less than 10 during the period. % is calculated as Quantity/Base number*100

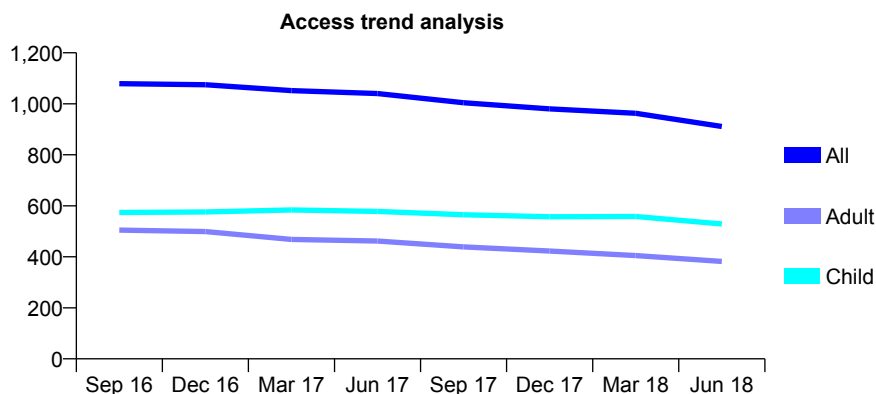
Q63 - Vital Signs At a Glance Contract Report for 905836/0001 - June 2018

Name or company name	MRS JB JONES
Contract type name	GDS Contract
Purpose of contract	General
Contract start date	01/04/2006
Contract end date	

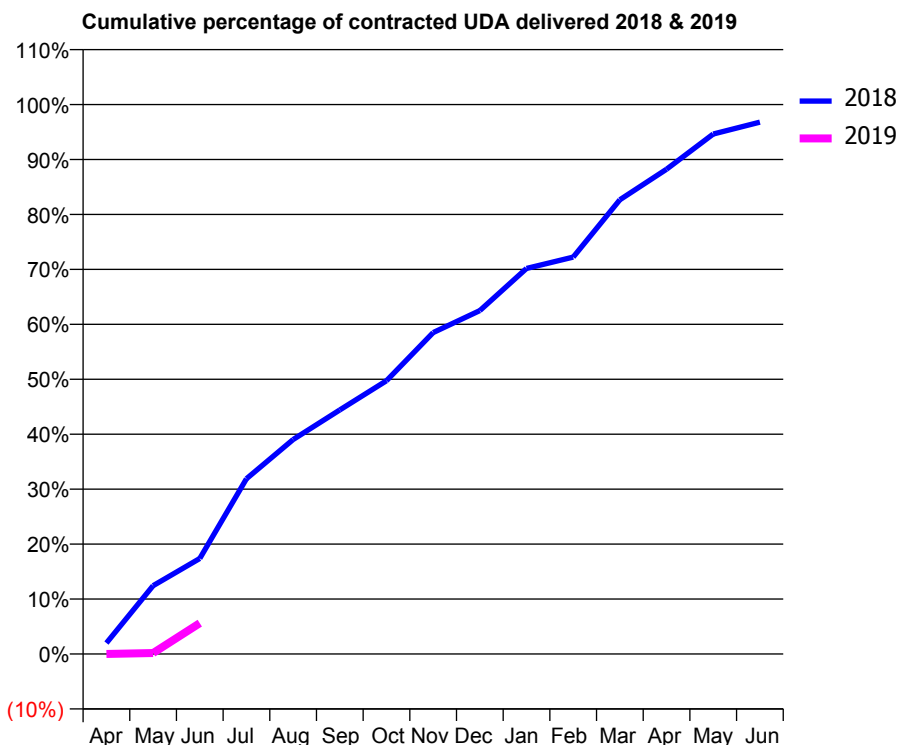
18/19 Contracted general activity (UDA)	2,250
Carry forward general activity (UDA)	0
18/19 Contracted orthodontic activity (UOA)	0
Carry forward orthodontic activity (UOA)	0
Baseline contract value	£59,635.99

ACCESS*

Patients seen in 24 months	Total	Change since previous quarter
Quarter ending June 2017	1,040	
Quarter ending September 2017	1,004	↓
Quarter ending December 2017	980	↓
Quarter ending March 2018	963	↓
Quarter ending June 2018	911	↓
Variance since June 2017	(12.4%)	↓



ACTIVITY



Adjusted Scheduled Activity (UDA)		
Month	2018	2019
April	45	0
May	280	4
June	391	127
July	718	
August	878	
September	999	
October	1,119	
November	1,316	
December	1,406	
January	1,579	
February	1,625	
March	1,860	
April	1,985	
May	2,129	
June	2,178	

QUALITY

	Quantity	Base Number	Contract	AT	Region	England
% of FP17s for the same patient ID Re-attending within 3 months - Children	14	161	8.7%	9.8%	11.5%	11.5%
% of FP17s for the same patient ID Re-attending within 3 months - Adults	11	65	16.9%	15.4%	16.6%	15.4%
% of FP17s for the same patient ID Re-attending between 3 & 9 months - Children	94	161	58.4%	49.2%	48.8%	58.9%
% of FP17s for the same patient ID Re-attending between 3 & 9 months - Adults	34	65	52.3%	39.1%	39.3%	51.6%
% of FP17s for Band 1 Urgent Courses	3	86	3.5%	10.0%	10.6%	8.9%
% of FP17s Relating to Free Repair or Replacements	0	86	0.0%	0.6%	0.5%	0.8%
% of FP17s Relating to Continuations	0	86	0.0%	0.9%	0.7%	0.9%
% of Patients satisfied with the dentistry they have received	0	0	N/A	91.6%	90.4%	93.2%
% of Patients satisfied with the time they had to wait for an appointment	0	0	N/A	88.0%	85.3%	88.8%

* This is based on patients treated on this contract for their most recent course of treatment. Figures in italics indicate the base number of FP17s or Patient Questionnaire responses are less than 100. N/A is shown where the base number of responses is less than 10 during the period. % is calculated as Quantity/Base number*100

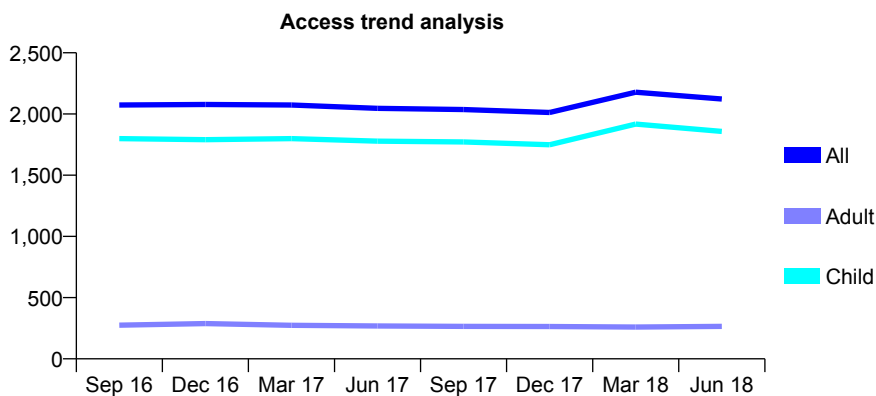
Q63 - Vital Signs At a Glance Contract Report for 908495/0001 - June 2018

Name or company name	Mr Sanjay Patel
Contract type name	GDS Contract
Purpose of contract	General
Contract start date	01/04/2006
Contract end date	

18/19 Contracted general activity (UDA)	4,427
Carry forward general activity (UDA)	0
18/19 Contracted orthodontic activity (UOA)	0
Carry forward orthodontic activity (UOA)	0
Baseline contract value	£105,953.64

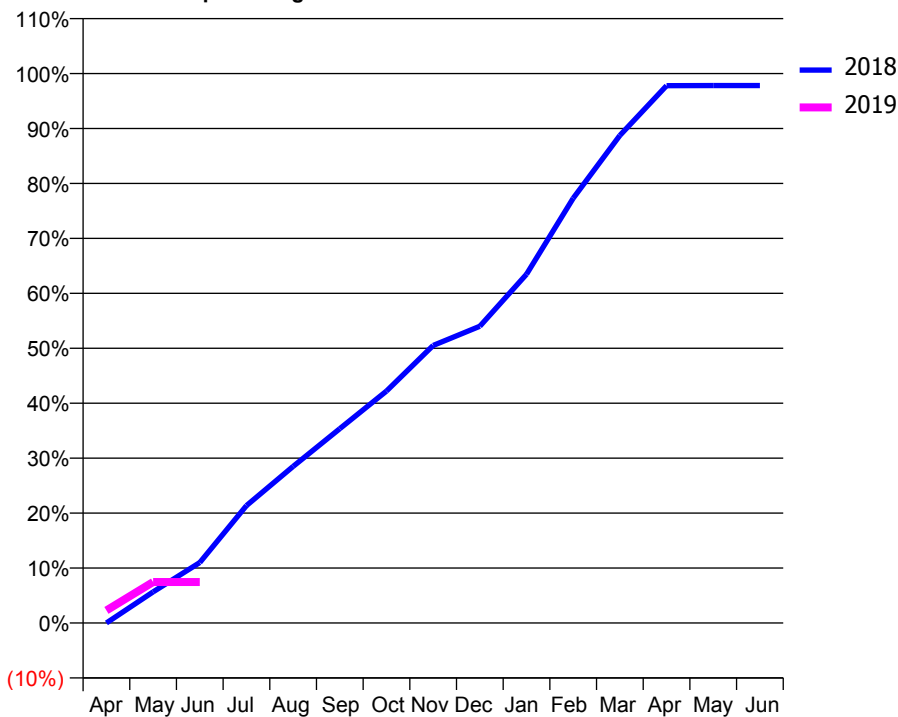
ACCESS*

Patients seen in 24 months	Total	Change since previous quarter
Quarter ending June 2017	2,046	
Quarter ending September 2017	2,037	→
Quarter ending December 2017	2,013	↓
Quarter ending March 2018	2,178	↑
Quarter ending June 2018	2,123	↓
Variance since June 2017	3.8%	↑



ACTIVITY

Cumulative percentage of contracted UDA delivered 2018 & 2019



Adjusted Scheduled Activity (UDA)

Month	2018	2019
April	0	101
May	251	331
June	487	331
July	946	
August	1,262	
September	1,566	
October	1,869	
November	2,236	
December	2,391	
January	2,810	
February	3,422	
March	3,928	
April	4,329	
May	4,330	
June	4,330	

QUALITY

	Quantity	Base Number	Contract	AT	Region	England
% of FP17s for the same patient ID Re-attending within 3 months - Children	42	509	8.3%	9.8%	11.5%	11.5%
% of FP17s for the same patient ID Re-attending within 3 months - Adults	5	22	22.7%	15.4%	16.6%	15.4%
% of FP17s for the same patient ID Re-attending between 3 & 9 months - Children	315	509	61.9%	49.2%	48.8%	58.9%
% of FP17s for the same patient ID Re-attending between 3 & 9 months - Adults	13	22	59.1%	39.1%	39.3%	51.6%
% of FP17s for Band 1 Urgent Courses	8	255	3.1%	10.0%	10.6%	8.9%
% of FP17s Relating to Free Repair or Replacements	0	255	0.0%	0.6%	0.5%	0.8%
% of FP17s Relating to Continuations	0	255	0.0%	0.9%	0.7%	0.9%
% of Patients satisfied with the dentistry they have received	2	2	N/A	91.6%	90.4%	93.2%
% of Patients satisfied with the time they had to wait for an appointment	1	2	N/A	88.0%	85.3%	88.8%

* This is based on patients treated on this contract for their most recent course of treatment. Figures in italics indicate the base number of FP17s or Patient Questionnaire responses are less than 100. N/A is shown where the base number of responses is less than 10 during the period. % is calculated as Quantity/Base number*100

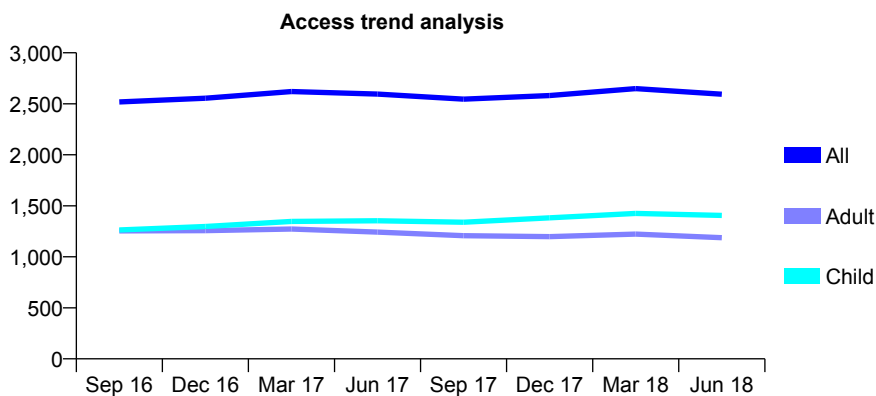
Q63 - Vital Signs At a Glance Contract Report for 909548/0001 - June 2018

Name or company name	MR HS KALSI
Contract type name	GDS Contract
Purpose of contract	General and Orthodontic
Contract start date	01/04/2006
Contract end date	

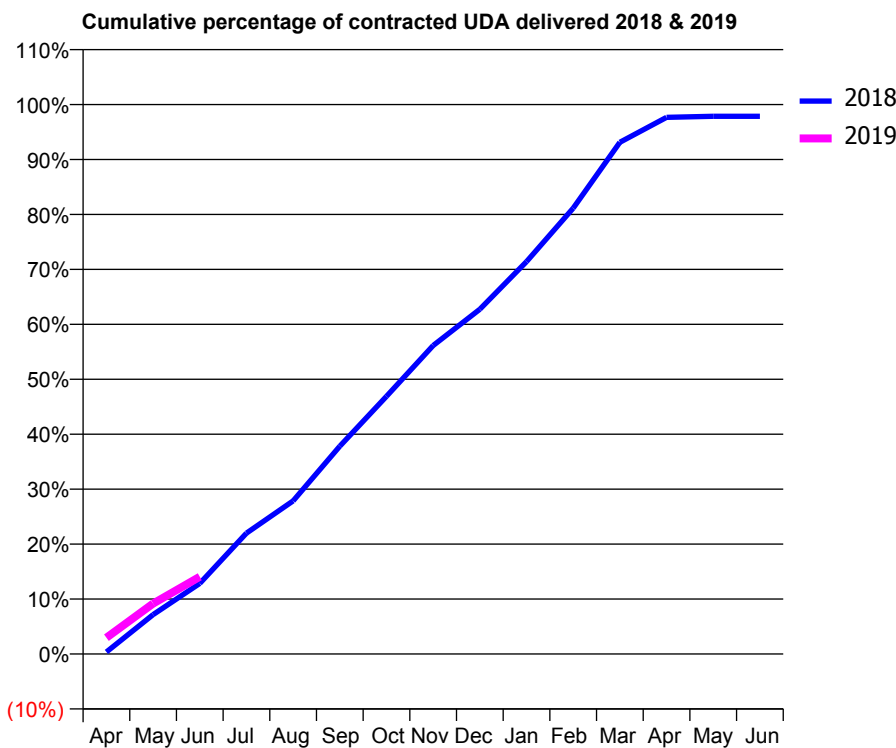
18/19 Contracted general activity (UDA)	7,537
Carry forward general activity (UDA)	0
18/19 Contracted orthodontic activity (UOA)	134
Carry forward orthodontic activity (UOA)	0
Baseline contract value	£210,763.24

ACCESS*

Patients seen in 24 months	Total	Change since previous quarter
Quarter ending June 2017	2,596	
Quarter ending September 2017	2,546	↓
Quarter ending December 2017	2,581	→
Quarter ending March 2018	2,649	↑
Quarter ending June 2018	2,594	↓
Variance since June 2017	(0.1%)	→



ACTIVITY



Adjusted Scheduled Activity (UDA)		
Month	2018	2019
April	29	224
May	540	692
June	968	1,059
July	1,659	
August	2,100	
September	2,851	
October	3,535	
November	4,232	
December	4,729	
January	5,382	
February	6,115	
March	7,019	
April	7,360	
May	7,376	
June	7,376	

QUALITY

	Quantity	Base Number	Contract	AT	Region	England
% of FP17s for the same patient ID Re-attending within 3 months - Children	52	446	11.7%	9.8%	11.5%	11.5%
% of FP17s for the same patient ID Re-attending within 3 months - Adults	47	293	16.0%	15.4%	16.6%	15.4%
% of FP17s for the same patient ID Re-attending between 3 & 9 months - Children	301	446	67.5%	49.2%	48.8%	58.9%
% of FP17s for the same patient ID Re-attending between 3 & 9 months - Adults	149	293	50.9%	39.1%	39.3%	51.6%
% of FP17s for Band 1 Urgent Courses	35	508	6.9%	10.0%	10.6%	8.9%
% of FP17s Relating to Free Repair or Replacements	2	508	0.4%	0.6%	0.5%	0.8%
% of FP17s Relating to Continuations	1	508	0.2%	0.9%	0.7%	0.9%
% of Patients satisfied with the dentistry they have received	0	0	N/A	91.6%	90.4%	93.2%
% of Patients satisfied with the time they had to wait for an appointment	0	0	N/A	88.0%	85.3%	88.8%

* This is based on patients treated on this contract for their most recent course of treatment. Figures in italics indicate the base number of FP17s or Patient Questionnaire responses are less than 100. N/A is shown where the base number of responses is less than 10 during the period. % is calculated as Quantity/Base number*100

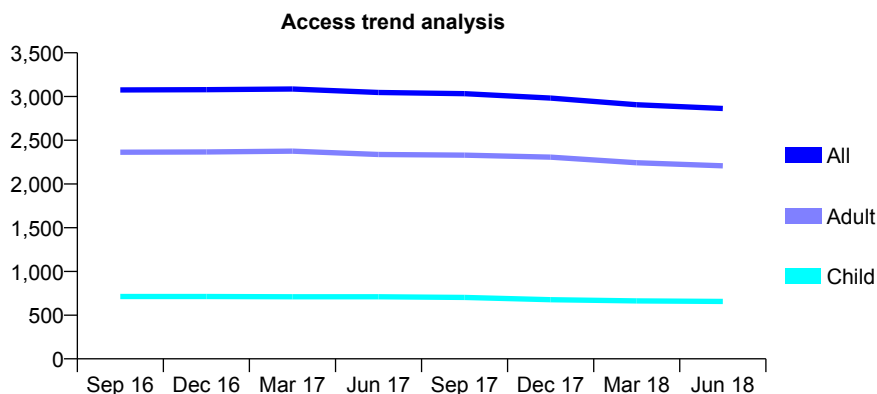
Q63 - Vital Signs At a Glance Contract Report for 910139/0001 - June 2018

Name or company name	Richard Milner, Nadeem Jawaid
Contract type name	GDS Contract
Purpose of contract	General
Contract start date	01/04/2006
Contract end date	

18/19 Contracted general activity (UDA)	7,000
Carry forward general activity (UDA)	0
18/19 Contracted orthodontic activity (UOA)	0
Carry forward orthodontic activity (UOA)	0
Baseline contract value	£169,915.46

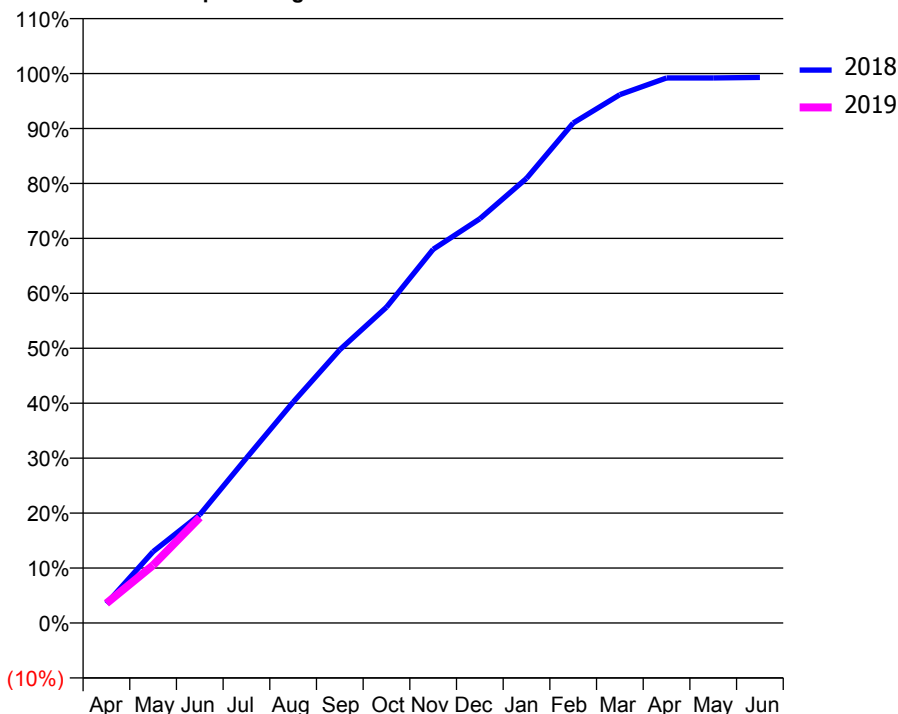
ACCESS*

Patients seen in 24 months	Total	Change since previous quarter
Quarter ending June 2017	3,047	
Quarter ending September 2017	3,032	→
Quarter ending December 2017	2,983	↓
Quarter ending March 2018	2,906	↓
Quarter ending June 2018	2,864	↓
Variance since June 2017	(6.0%)	↓



ACTIVITY

Cumulative percentage of contracted UDA delivered 2018 & 2019



Adjusted Scheduled Activity (UDA)

Month	2018	2019
April	247	250
May	909	737
June	1,381	1,344
July	2,103	
August	2,814	
September	3,481	
October	4,024	
November	4,760	
December	5,149	
January	5,664	
February	6,369	
March	6,730	
April	6,943	
May	6,943	
June	6,950	

QUALITY

	Quantity	Base Number	Contract	AT	Region	England
% of FP17s for the same patient ID Re-attending within 3 months - Children	6	231	2.6%	9.8%	11.5%	11.5%
% of FP17s for the same patient ID Re-attending within 3 months - Adults	89	698	12.8%	15.4%	16.6%	15.4%
% of FP17s for the same patient ID Re-attending between 3 & 9 months - Children	149	231	64.5%	49.2%	48.8%	58.9%
% of FP17s for the same patient ID Re-attending between 3 & 9 months - Adults	369	698	52.9%	39.1%	39.3%	51.6%
% of FP17s for Band 1 Urgent Courses	60	783	7.7%	10.0%	10.6%	8.9%
% of FP17s Relating to Free Repair or Replacements	7	783	0.9%	0.6%	0.5%	0.8%
% of FP17s Relating to Continuations	2	783	0.3%	0.9%	0.7%	0.9%
% of Patients satisfied with the dentistry they have received	1	1	N/A	91.6%	90.4%	93.2%
% of Patients satisfied with the time they had to wait for an appointment	0	1	N/A	88.0%	85.3%	88.8%

* This is based on patients treated on this contract for their most recent course of treatment. Figures in italics indicate the base number of FP17s or Patient Questionnaire responses are less than 100. N/A is shown where the base number of responses is less than 10 during the period. % is calculated as Quantity/Base number*100

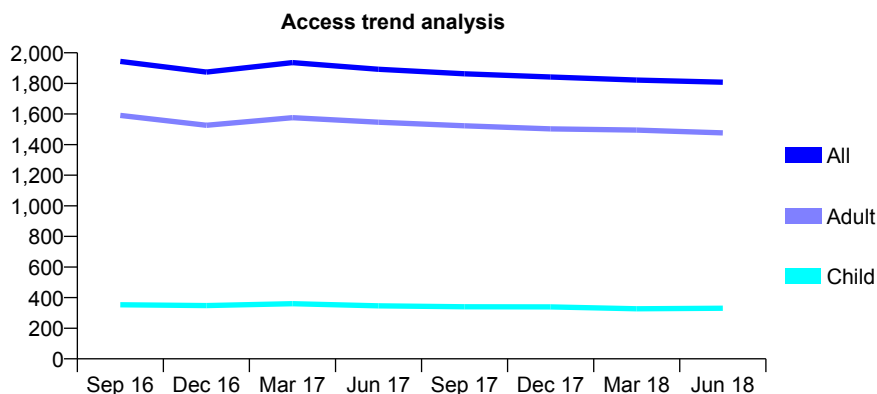
Q63 - Vital Signs At a Glance Contract Report for 913944/0001 - June 2018

Name or company name	MR MT WONG
Contract type name	GDS Contract
Purpose of contract	General
Contract start date	01/04/2006
Contract end date	

18/19 Contracted general activity (UDA)	4,300
Carry forward general activity (UDA)	0
18/19 Contracted orthodontic activity (UOA)	0
Carry forward orthodontic activity (UOA)	0
Baseline contract value	£122,554.30

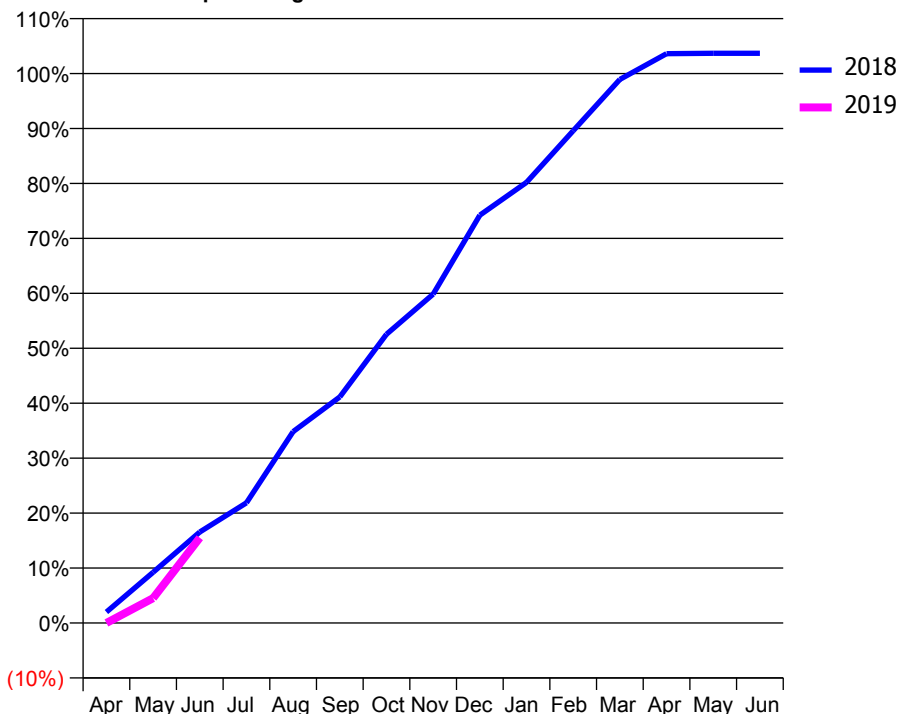
ACCESS*

Patients seen in 24 months	Total	Change since previous quarter
Quarter ending June 2017	1,892	
Quarter ending September 2017	1,863	↓
Quarter ending December 2017	1,842	↓
Quarter ending March 2018	1,822	↓
Quarter ending June 2018	1,808	→
Variance since June 2017	(4.4%)	↓



ACTIVITY

Cumulative percentage of contracted UDA delivered 2018 & 2019



Month	Adjusted Scheduled Activity (UDA)	
	2018	2019
April	86	0
May	397	194
June	713	668
July	941	
August	1,498	
September	1,769	
October	2,259	
November	2,574	
December	3,191	
January	3,449	
February	3,852	
March	4,253	
April	4,455	
May	4,458	
June	4,458	

QUALITY

	Quantity	Base Number	Contract	AT	Region	England
% of FP17s for the same patient ID Re-attending within 3 months - Children	3	82	3.7%	9.8%	11.5%	11.5%
% of FP17s for the same patient ID Re-attending within 3 months - Adults	22	311	7.1%	15.4%	16.6%	15.4%
% of FP17s for the same patient ID Re-attending between 3 & 9 months - Children	31	82	37.8%	49.2%	48.8%	58.9%
% of FP17s for the same patient ID Re-attending between 3 & 9 months - Adults	141	311	45.3%	39.1%	39.3%	51.6%
% of FP17s for Band 1 Urgent Courses	4	310	1.3%	10.0%	10.6%	8.9%
% of FP17s Relating to Free Repair or Replacements	3	310	1.0%	0.6%	0.5%	0.8%
% of FP17s Relating to Continuations	0	310	0.0%	0.9%	0.7%	0.9%
% of Patients satisfied with the dentistry they have received	1	2	N/A	91.6%	90.4%	93.2%
% of Patients satisfied with the time they had to wait for an appointment	2	2	N/A	88.0%	85.3%	88.8%

* This is based on patients treated on this contract for their most recent course of treatment. Figures in italics indicate the base number of FP17s or Patient Questionnaire responses are less than 100. N/A is shown where the base number of responses is less than 10 during the period. % is calculated as Quantity/Base number*100

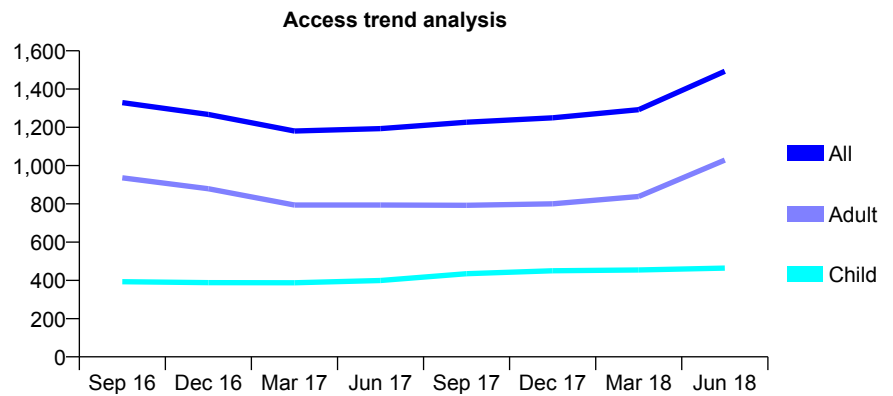
Q63 - Vital Signs At a Glance Contract Report for 914967/0001 - June 2018

Name or company name	Blue Dental
Contract type name	GDS Contract
Purpose of contract	General
Contract start date	01/04/2006
Contract end date	

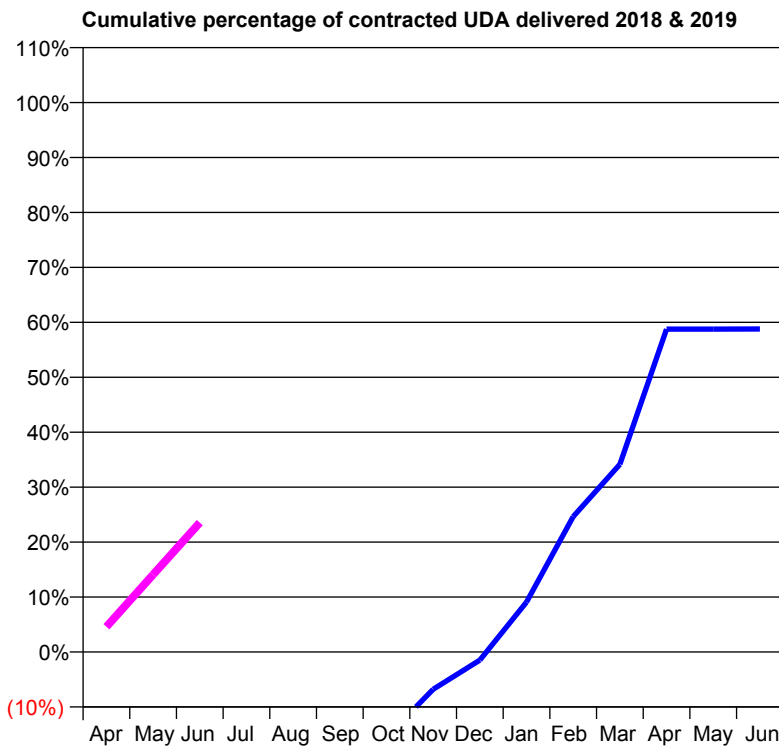
18/19 Contracted general activity (UDA)	6,166
Carry forward general activity (UDA)	0
18/19 Contracted orthodontic activity (UOA)	0
Carry forward orthodontic activity (UOA)	0
Baseline contract value	£179,568.64

ACCESS*

Patients seen in 24 months	Total	Change since previous quarter
Quarter ending June 2017	1,193	
Quarter ending September 2017	1,227	↑
Quarter ending December 2017	1,250	→
Quarter ending March 2018	1,292	↑
Quarter ending June 2018	1,493	↑
Variance since June 2017	25.1%	↑



ACTIVITY



Adjusted Scheduled Activity (UDA)		
Month	2018	2019
April	-2,582	284
May	-2,576	869
June	-2,492	1,453
July	-2,315	
August	-1,924	
September	-1,402	
October	-959	
November	-420	
December	-92	
January	561	
February	1,519	
March	2,106	
April	3,623	
May	3,623	
June	3,624	

QUALITY

	Quantity	Base Number	Contract	AT	Region	England
% of FP17s for the same patient ID Re-attending within 3 months - Children	37	249	14.9%	9.8%	11.5%	11.5%
% of FP17s for the same patient ID Re-attending within 3 months - Adults	95	530	17.9%	15.4%	16.6%	15.4%
% of FP17s for the same patient ID Re-attending between 3 & 9 months - Children	153	249	61.4%	49.2%	48.8%	58.9%
% of FP17s for the same patient ID Re-attending between 3 & 9 months - Adults	170	530	32.1%	39.1%	39.3%	51.6%
% of FP17s for Band 1 Urgent Courses	23	543	4.2%	10.0%	10.6%	8.9%
% of FP17s Relating to Free Repair or Replacements	6	543	1.1%	0.6%	0.5%	0.8%
% of FP17s Relating to Continuations	2	543	0.4%	0.9%	0.7%	0.9%
% of Patients satisfied with the dentistry they have received	0	1	N/A	91.6%	90.4%	93.2%
% of Patients satisfied with the time they had to wait for an appointment	1	1	N/A	88.0%	85.3%	88.8%

* This is based on patients treated on this contract for their most recent course of treatment. Figures in italics indicate the base number of FP17s or Patient Questionnaire responses are less than 100. N/A is shown where the base number of responses is less than 10 during the period. % is calculated as Quantity/Base number*100

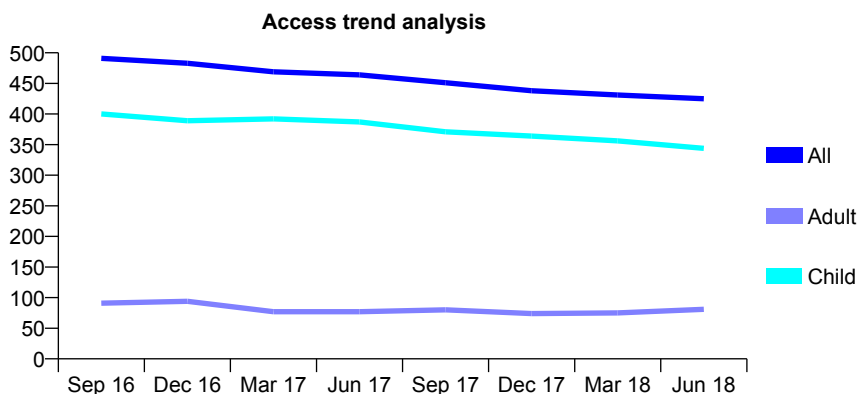
Q63 - Vital Signs At a Glance Contract Report for 917583/0001 - June 2018

Name or company name	MR A KERSCHBAUMER
Contract type name	GDS Contract
Purpose of contract	General
Contract start date	01/04/2006
Contract end date	

18/19 Contracted general activity (UDA)	1,279
Carry forward general activity (UDA)	0
18/19 Contracted orthodontic activity (UOA)	0
Carry forward orthodontic activity (UOA)	0
Baseline contract value	£27,417.05

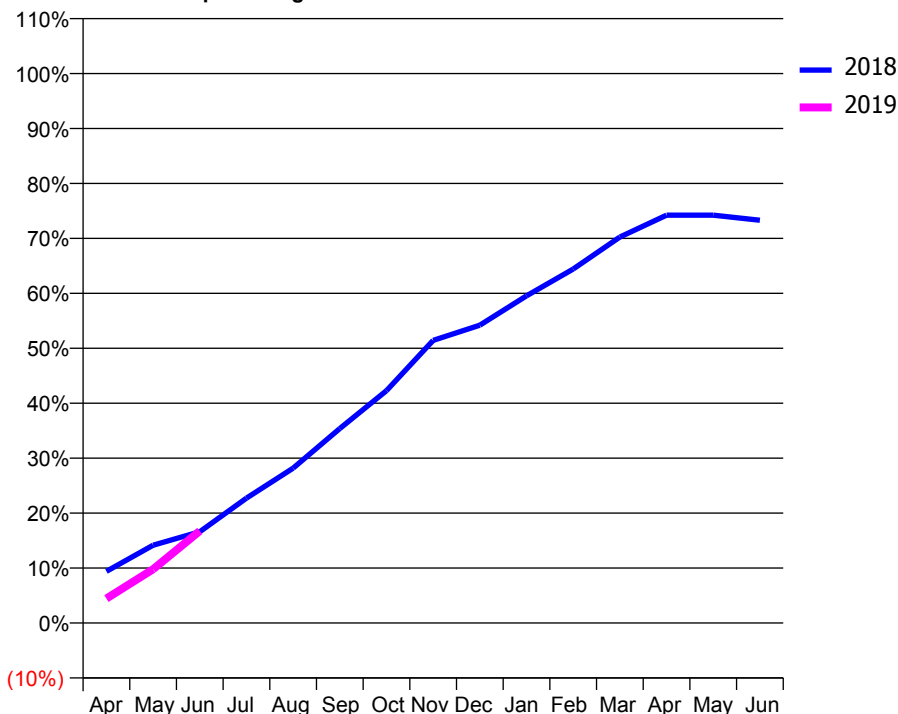
ACCESS*

Patients seen in 24 months	Total	Change since previous quarter
Quarter ending June 2017	464	
Quarter ending September 2017	451	↓
Quarter ending December 2017	438	↓
Quarter ending March 2018	431	↓
Quarter ending June 2018	425	↓
Variance since June 2017	(8.4%)	↓



ACTIVITY

Cumulative percentage of contracted UDA delivered 2018 & 2019



Adjusted Scheduled Activity (UDA)

Month	2018	2019
April	120	57
May	181	125
June	212	214
July	291	
August	361	
September	453	
October	541	
November	658	
December	693	
January	761	
February	824	
March	898	
April	949	
May	949	
June	937	

QUALITY

	Quantity	Base Number	Contract	AT	Region	England
% of FP17s for the same patient ID Re-attending within 3 months - Children	13	143	9.1%	9.8%	11.5%	11.5%
% of FP17s for the same patient ID Re-attending within 3 months - Adults	0	12	0.0%	15.4%	16.6%	15.4%
% of FP17s for the same patient ID Re-attending between 3 & 9 months - Children	87	143	60.8%	49.2%	48.8%	58.9%
% of FP17s for the same patient ID Re-attending between 3 & 9 months - Adults	8	12	66.7%	39.1%	39.3%	51.6%
% of FP17s for Band 1 Urgent Courses	2	132	1.5%	10.0%	10.6%	8.9%
% of FP17s Relating to Free Repair or Replacements	0	132	0.0%	0.6%	0.5%	0.8%
% of FP17s Relating to Continuations	2	132	1.5%	0.9%	0.7%	0.9%
% of Patients satisfied with the dentistry they have received	1	1	N/A	91.6%	90.4%	93.2%
% of Patients satisfied with the time they had to wait for an appointment	1	1	N/A	88.0%	85.3%	88.8%

* This is based on patients treated on this contract for their most recent course of treatment. Figures in italics indicate the base number of FP17s or Patient Questionnaire responses are less than 100. N/A is shown where the base number of responses is less than 10 during the period. % is calculated as Quantity/Base number*100

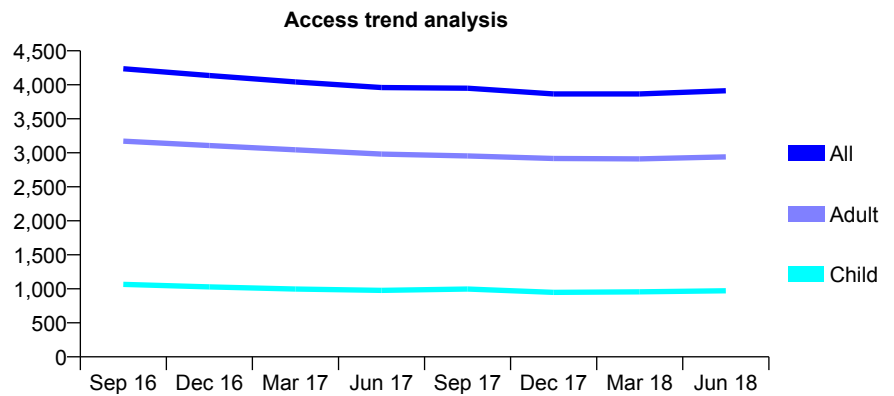
Q63 - Vital Signs At a Glance Contract Report for 917737/0001 - June 2018

Name or company name	MR JC HEALY
Contract type name	GDS Contract
Purpose of contract	General
Contract start date	01/04/2006
Contract end date	

18/19 Contracted general activity (UDA)	13,000
Carry forward general activity (UDA)	0
18/19 Contracted orthodontic activity (UOA)	0
Carry forward orthodontic activity (UOA)	0
Baseline contract value	£304,666.75

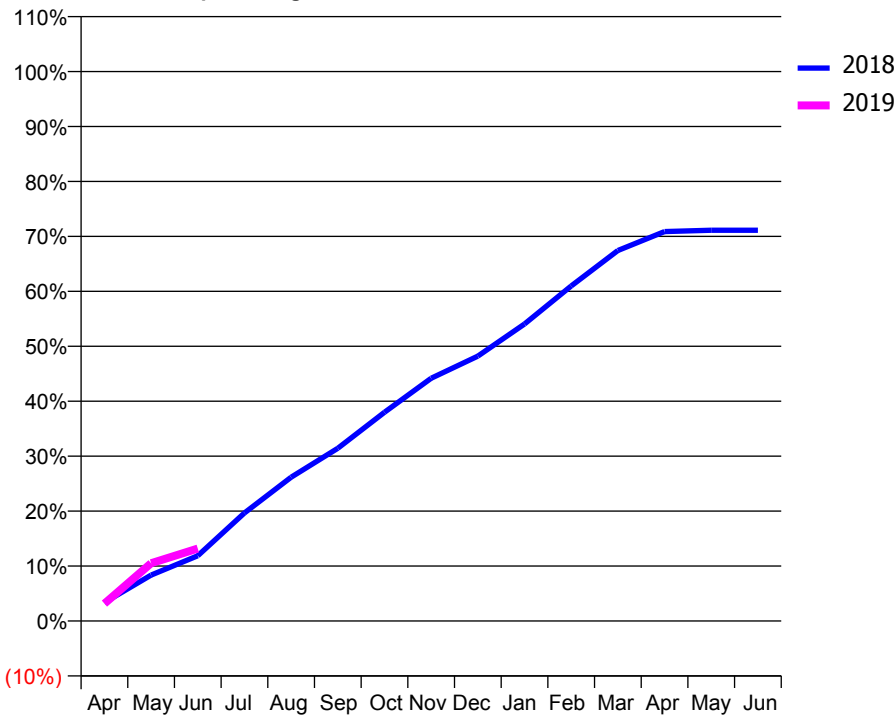
ACCESS*

Patients seen in 24 months	Total	Change since previous quarter
Quarter ending June 2017	3,959	
Quarter ending September 2017	3,950	→
Quarter ending December 2017	3,865	↓
Quarter ending March 2018	3,866	→
Quarter ending June 2018	3,912	→
Variance since June 2017	(1.2%)	↓



ACTIVITY

Cumulative percentage of contracted UDA delivered 2018 & 2019



Month	Adjusted Scheduled Activity (UDA)	
	2018	2019
April	437	411
May	1,087	1,367
June	1,545	1,716
July	2,557	
August	3,402	
September	4,087	
October	4,938	
November	5,742	
December	6,266	
January	7,028	
February	7,925	
March	8,767	
April	9,213	
May	9,245	
June	9,245	

QUALITY

	Quantity	Base Number	Contract	AT	Region	England
% of FP17s for the same patient ID Re-attending within 3 months - Children	10	279	3.6%	9.8%	11.5%	11.5%
% of FP17s for the same patient ID Re-attending within 3 months - Adults	119	844	14.1%	15.4%	16.6%	15.4%
% of FP17s for the same patient ID Re-attending between 3 & 9 months - Children	85	279	30.5%	49.2%	48.8%	58.9%
% of FP17s for the same patient ID Re-attending between 3 & 9 months - Adults	354	844	41.9%	39.1%	39.3%	51.6%
% of FP17s for Band 1 Urgent Courses	13	882	1.5%	10.0%	10.6%	8.9%
% of FP17s Relating to Free Repair or Replacements	13	882	1.5%	0.6%	0.5%	0.8%
% of FP17s Relating to Continuations	53	882	6.0%	0.9%	0.7%	0.9%
% of Patients satisfied with the dentistry they have received	3	3	N/A	91.6%	90.4%	93.2%
% of Patients satisfied with the time they had to wait for an appointment	3	3	N/A	88.0%	85.3%	88.8%

* This is based on patients treated on this contract for their most recent course of treatment. Figures in italics indicate the base number of FP17s or Patient Questionnaire responses are less than 100. N/A is shown where the base number of responses is less than 10 during the period. % is calculated as Quantity/Base number*100

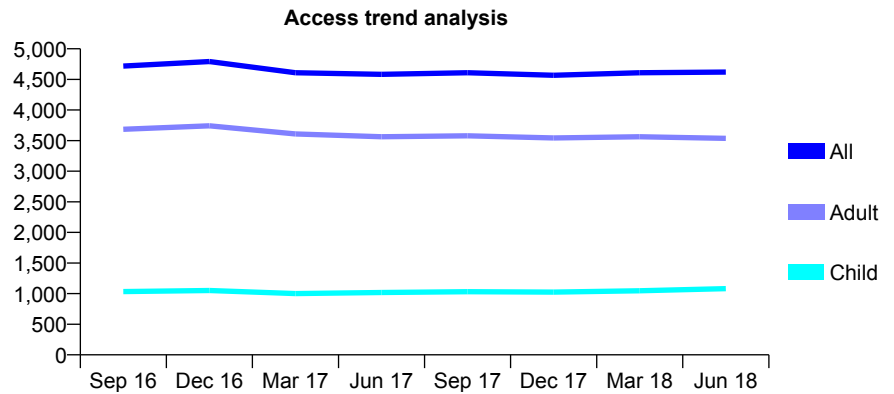
Q63 - Vital Signs At a Glance Contract Report for 919101/0003 - June 2018

Name or company name	MR S MIRFENDERESKI
Contract type name	GDS Contract
Purpose of contract	General
Contract start date	08/04/2009
Contract end date	

18/19 Contracted general activity (UDA)	13,200
Carry forward general activity (UDA)	0
18/19 Contracted orthodontic activity (UOA)	0
Carry forward orthodontic activity (UOA)	0
Baseline contract value	£328,751.86

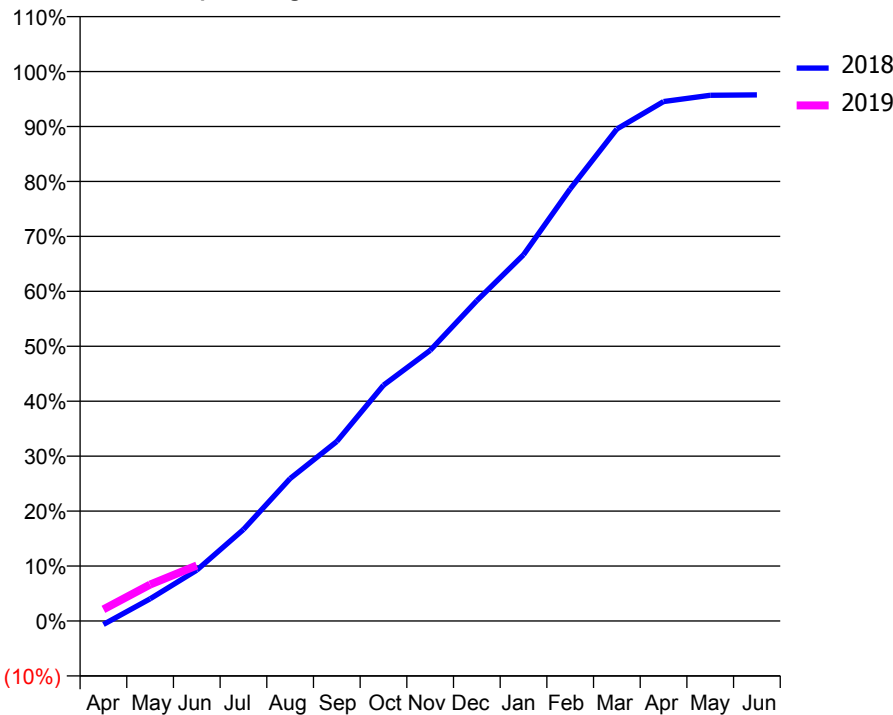
ACCESS*

Patients seen in 24 months	Total	Change since previous quarter
Quarter ending June 2017	4,582	
Quarter ending September 2017	4,609	→
Quarter ending December 2017	4,568	→
Quarter ending March 2018	4,610	→
Quarter ending June 2018	4,619	→
Variance since June 2017	0.8%	→



ACTIVITY

Cumulative percentage of contracted UDA delivered 2018 & 2019



Month	Adjusted Scheduled Activity (UDA)	
	2018	2019
April	-86	281
May	534	877
June	1,222	1,335
July	2,200	
August	3,423	
September	4,314	
October	5,666	
November	6,502	
December	7,697	
January	8,798	
February	10,381	
March	11,817	
April	12,478	
May	12,629	
June	12,639	

QUALITY

	Quantity	Base Number	Contract	AT	Region	England
% of FP17s for the same patient ID Re-attending within 3 months - Children	8	256	3.1%	9.8%	11.5%	11.5%
% of FP17s for the same patient ID Re-attending within 3 months - Adults	27	561	4.8%	15.4%	16.6%	15.4%
% of FP17s for the same patient ID Re-attending between 3 & 9 months - Children	127	256	49.6%	49.2%	48.8%	58.9%
% of FP17s for the same patient ID Re-attending between 3 & 9 months - Adults	180	561	32.1%	39.1%	39.3%	51.6%
% of FP17s for Band 1 Urgent Courses	26	582	4.5%	10.0%	10.6%	8.9%
% of FP17s Relating to Free Repair or Replacements	1	582	0.2%	0.6%	0.5%	0.8%
% of FP17s Relating to Continuations	1	582	0.2%	0.9%	0.7%	0.9%
% of Patients satisfied with the dentistry they have received	0	0	N/A	91.6%	90.4%	93.2%
% of Patients satisfied with the time they had to wait for an appointment	0	0	N/A	88.0%	85.3%	88.8%

* This is based on patients treated on this contract for their most recent course of treatment. Figures in italics indicate the base number of FP17s or Patient Questionnaire responses are less than 100. N/A is shown where the base number of responses is less than 10 during the period. % is calculated as Quantity/Base number*100

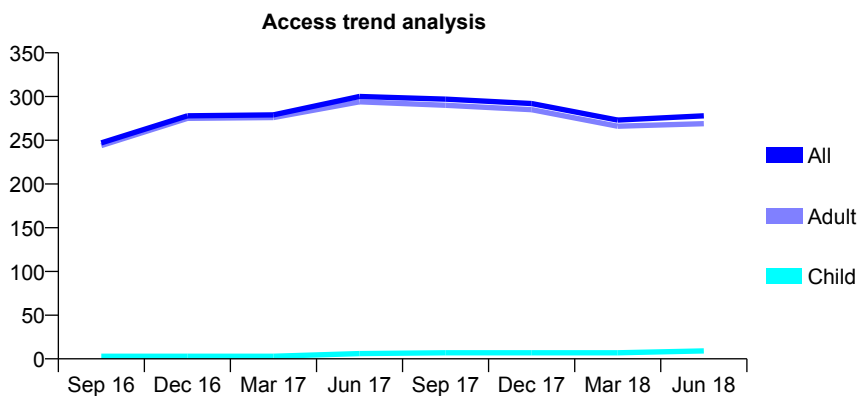
Q63 - Vital Signs At a Glance Contract Report for 919101/0004 - June 2018

Name or company name	MR S MIRFENDERESKI
Contract type name	PDS Contract
Purpose of contract	General
Contract start date	01/09/2010
Contract end date	30/06/2018

18/19 Contracted general activity (UDA)	150
Carry forward general activity (UDA)	0
18/19 Contracted orthodontic activity (UOA)	0
Carry forward orthodontic activity (UOA)	0
Baseline contract value	£7,390.91

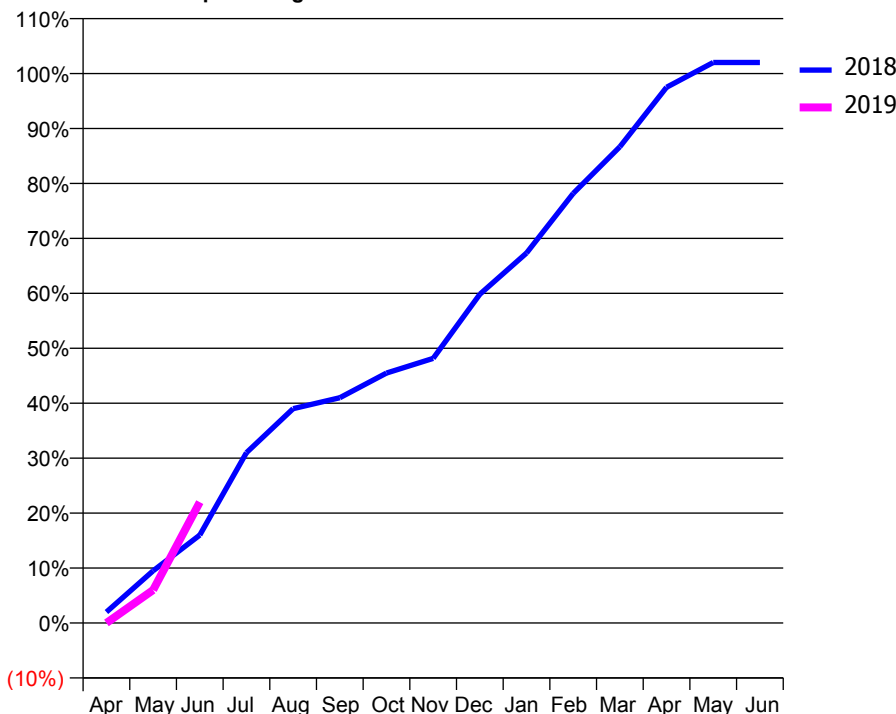
ACCESS*

Patients seen in 24 months	Total	Change since previous quarter
Quarter ending June 2017	300	
Quarter ending September 2017	297	↓
Quarter ending December 2017	292	↓
Quarter ending March 2018	273	↓
Quarter ending June 2018	278	→
Variance since June 2017	(7.3%)	↓



ACTIVITY

Cumulative percentage of contracted UDA delivered 2018 & 2019



Adjusted Scheduled Activity (UDA)

Month	2018	2019
April	12	0
May	57	9
June	96	33
July	186	
August	234	
September	246	
October	273	
November	289	
December	359	
January	404	
February	469	
March	520	
April	585	
May	612	
June	612	

QUALITY

	Quantity	Base Number	Contract	AT	Region	England
% of FP17s for the same patient ID Re-attending within 3 months - Children	0	1	0.0%	9.8%	11.5%	11.5%
% of FP17s for the same patient ID Re-attending within 3 months - Adults	0	43	0.0%	15.4%	16.6%	15.4%
% of FP17s for the same patient ID Re-attending between 3 & 9 months - Children	0	1	0.0%	49.2%	48.8%	58.9%
% of FP17s for the same patient ID Re-attending between 3 & 9 months - Adults	0	43	0.0%	39.1%	39.3%	51.6%
% of FP17s for Band 1 Urgent Courses	0	11	0.0%	10.0%	10.6%	8.9%
% of FP17s Relating to Free Repair or Replacements	0	11	0.0%	0.6%	0.5%	0.8%
% of FP17s Relating to Continuations	0	11	0.0%	0.9%	0.7%	0.9%
% of Patients satisfied with the dentistry they have received	0	0	N/A	91.6%	90.4%	93.2%
% of Patients satisfied with the time they had to wait for an appointment	0	0	N/A	88.0%	85.3%	88.8%

* This is based on patients treated on this contract for their most recent course of treatment. Figures in italics indicate the base number of FP17s or Patient Questionnaire responses are less than 100. N/A is shown where the base number of responses is less than 10 during the period. % is calculated as Quantity/Base number*100

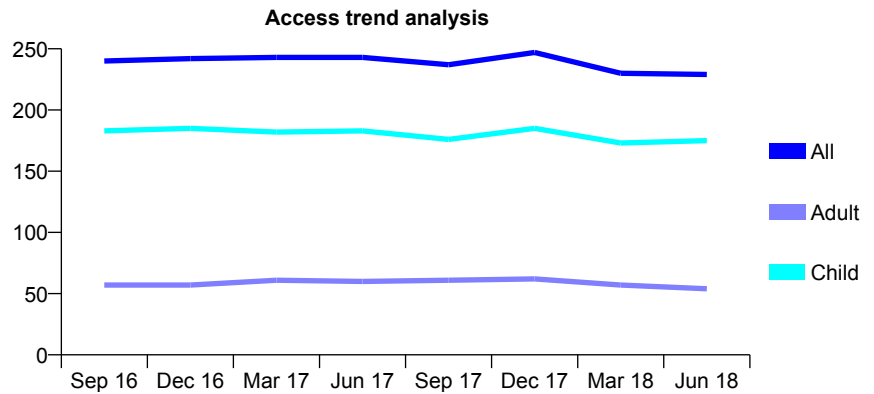
Q63 - Vital Signs At a Glance Contract Report for 920126/0001 - June 2018

Name or company name	MR MA SULIEMAN
Contract type name	GDS Contract
Purpose of contract	General
Contract start date	01/04/2006
Contract end date	

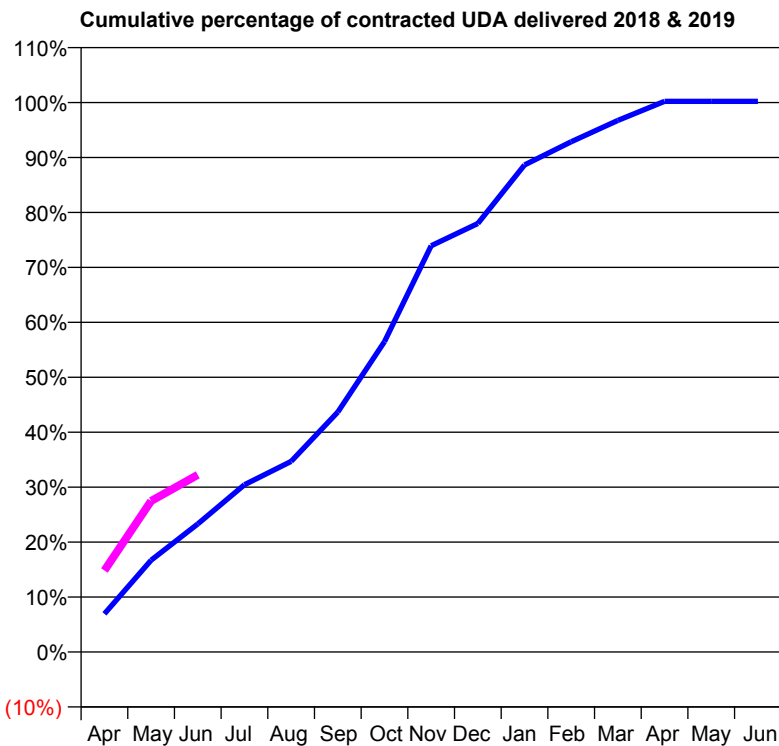
18/19 Contracted general activity (UDA)	546
Carry forward general activity (UDA)	0
18/19 Contracted orthodontic activity (UOA)	0
Carry forward orthodontic activity (UOA)	0
Baseline contract value	£12,470.19

ACCESS*

Patients seen in 24 months	Total	Change since previous quarter
Quarter ending June 2017	243	
Quarter ending September 2017	237	↓
Quarter ending December 2017	247	↑
Quarter ending March 2018	230	↓
Quarter ending June 2018	229	→
Variance since June 2017	(5.8%)	↓



ACTIVITY



Month	Adjusted Scheduled Activity (UDA)	
	2018	2019
April	38	81
May	91	150
June	127	176
July	166	
August	189	
September	238	
October	308	
November	404	
December	426	
January	484	
February	507	
March	528	
April	547	
May	547	
June	547	

QUALITY

	Quantity	Base Number	Contract	AT	Region	England
% of FP17s for the same patient ID Re-attending within 3 months - Children	3	86	3.5%	9.8%	11.5%	11.5%
% of FP17s for the same patient ID Re-attending within 3 months - Adults	0	5	0.0%	15.4%	16.6%	15.4%
% of FP17s for the same patient ID Re-attending between 3 & 9 months - Children	60	86	69.8%	49.2%	48.8%	58.9%
% of FP17s for the same patient ID Re-attending between 3 & 9 months - Adults	4	5	80.0%	39.1%	39.3%	51.6%
% of FP17s for Band 1 Urgent Courses	0	81	0.0%	10.0%	10.6%	8.9%
% of FP17s Relating to Free Repair or Replacements	0	81	0.0%	0.6%	0.5%	0.8%
% of FP17s Relating to Continuations	0	81	0.0%	0.9%	0.7%	0.9%
% of Patients satisfied with the dentistry they have received	0	0	N/A	91.6%	90.4%	93.2%
% of Patients satisfied with the time they had to wait for an appointment	0	0	N/A	88.0%	85.3%	88.8%

* This is based on patients treated on this contract for their most recent course of treatment. Figures in italics indicate the base number of FP17s or Patient Questionnaire responses are less than 100. N/A is shown where the base number of responses is less than 10 during the period. % is calculated as Quantity/Base number*100

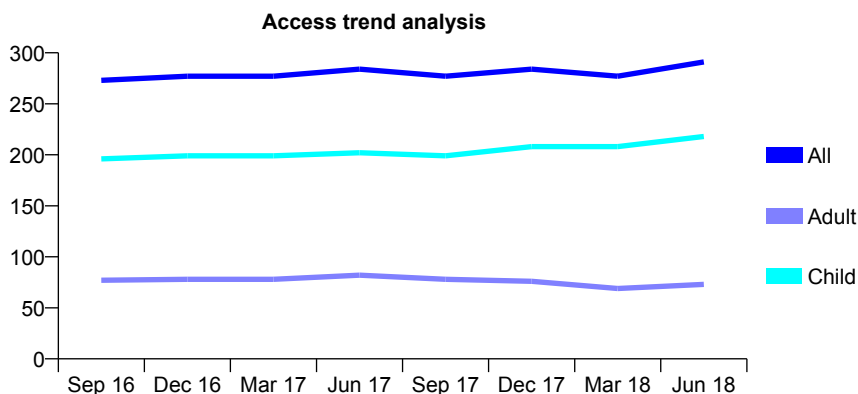
Q63 - Vital Signs At a Glance Contract Report for 920509/0001 - June 2018

Name or company name	MR KS SIHRA
Contract type name	GDS Contract
Purpose of contract	General
Contract start date	01/04/2006
Contract end date	

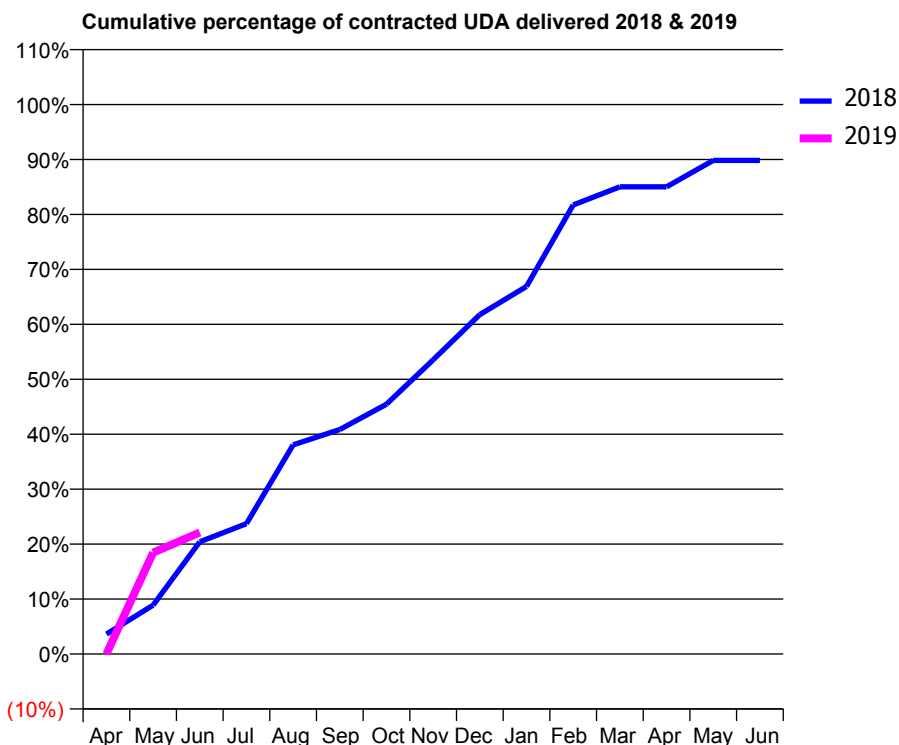
18/19 Contracted general activity (UDA)	607
Carry forward general activity (UDA)	0
18/19 Contracted orthodontic activity (UOA)	0
Carry forward orthodontic activity (UOA)	0
Baseline contract value	£15,132.80

ACCESS*

Patients seen in 24 months	Total	Change since previous quarter
Quarter ending June 2017	284	
Quarter ending September 2017	277	↓
Quarter ending December 2017	284	↑
Quarter ending March 2018	277	↓
Quarter ending June 2018	291	↑
Variance since June 2017	2.5%	↑



ACTIVITY



Month	Adjusted Scheduled Activity (UDA)	
	2018	2019
April	22	0
May	54	112
June	124	134
July	144	
August	231	
September	248	
October	276	
November	325	
December	375	
January	406	
February	496	
March	516	
April	516	
May	545	
June	545	

QUALITY

	Quantity	Base Number	Contract	AT	Region	England
% of FP17s for the same patient ID Re-attending within 3 months - Children	2	82	2.4%	9.8%	11.5%	11.5%
% of FP17s for the same patient ID Re-attending within 3 months - Adults	3	22	13.6%	15.4%	16.6%	15.4%
% of FP17s for the same patient ID Re-attending between 3 & 9 months - Children	47	82	57.3%	49.2%	48.8%	58.9%
% of FP17s for the same patient ID Re-attending between 3 & 9 months - Adults	8	22	36.4%	39.1%	39.3%	51.6%
% of FP17s for Band 1 Urgent Courses	1	91	1.1%	10.0%	10.6%	8.9%
% of FP17s Relating to Free Repair or Replacements	0	91	0.0%	0.6%	0.5%	0.8%
% of FP17s Relating to Continuations	0	91	0.0%	0.9%	0.7%	0.9%
% of Patients satisfied with the dentistry they have received	0	0	N/A	91.6%	90.4%	93.2%
% of Patients satisfied with the time they had to wait for an appointment	0	0	N/A	88.0%	85.3%	88.8%

* This is based on patients treated on this contract for their most recent course of treatment. Figures in italics indicate the base number of FP17s or Patient Questionnaire responses are less than 100. N/A is shown where the base number of responses is less than 10 during the period. % is calculated as Quantity/Base number*100

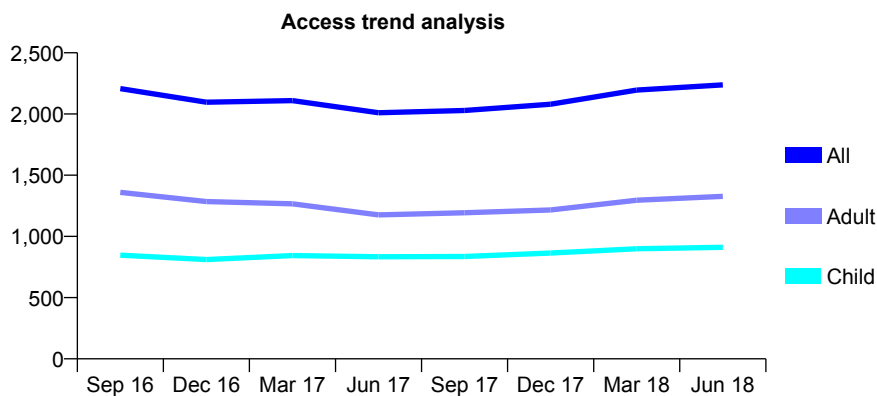
Q63 - Vital Signs At a Glance Contract Report for 921742/0001 - June 2018

Name or company name	MR AA OJETUNDE
Contract type name	GDS Contract
Purpose of contract	General
Contract start date	01/04/2006
Contract end date	

18/19 Contracted general activity (UDA)	11,195
Carry forward general activity (UDA)	0
18/19 Contracted orthodontic activity (UOA)	0
Carry forward orthodontic activity (UOA)	0
Baseline contract value	£299,113.07

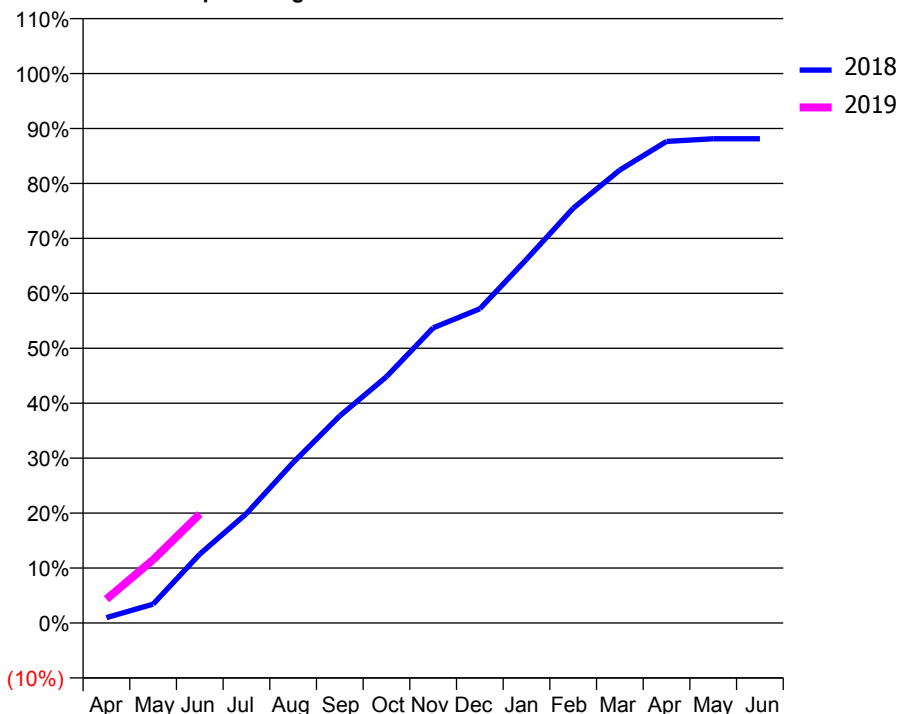
ACCESS*

Patients seen in 24 months	Total	Change since previous quarter
Quarter ending June 2017	2,010	
Quarter ending September 2017	2,029	→
Quarter ending December 2017	2,080	↑
Quarter ending March 2018	2,195	↑
Quarter ending June 2018	2,238	→
Variance since June 2017	11.3%	↑



ACTIVITY

Cumulative percentage of contracted UDA delivered 2018 & 2019



Adjusted Scheduled Activity (UDA)

Month	2018	2019
April	111	486
May	385	1,290
June	1,403	2,221
July	2,229	
August	3,269	
September	4,220	
October	5,019	
November	6,013	
December	6,401	
January	7,409	
February	8,450	
March	9,229	
April	9,811	
May	9,867	
June	9,867	

QUALITY

	Quantity	Base Number	Contract	AT	Region	England
% of FP17s for the same patient ID Re-attending within 3 months - Children	29	320	9.1%	9.8%	11.5%	11.5%
% of FP17s for the same patient ID Re-attending within 3 months - Adults	47	379	12.4%	15.4%	16.6%	15.4%
% of FP17s for the same patient ID Re-attending between 3 & 9 months - Children	168	320	52.5%	49.2%	48.8%	58.9%
% of FP17s for the same patient ID Re-attending between 3 & 9 months - Adults	120	379	31.7%	39.1%	39.3%	51.6%
% of FP17s for Band 1 Urgent Courses	58	562	10.3%	10.0%	10.6%	8.9%
% of FP17s Relating to Free Repair or Replacements	2	562	0.4%	0.6%	0.5%	0.8%
% of FP17s Relating to Continuations	6	562	1.1%	0.9%	0.7%	0.9%
% of Patients satisfied with the dentistry they have received	1	1	N/A	91.6%	90.4%	93.2%
% of Patients satisfied with the time they had to wait for an appointment	1	1	N/A	88.0%	85.3%	88.8%

* This is based on patients treated on this contract for their most recent course of treatment. Figures in italics indicate the base number of FP17s or Patient Questionnaire responses are less than 100. N/A is shown where the base number of responses is less than 10 during the period. % is calculated as Quantity/Base number*100

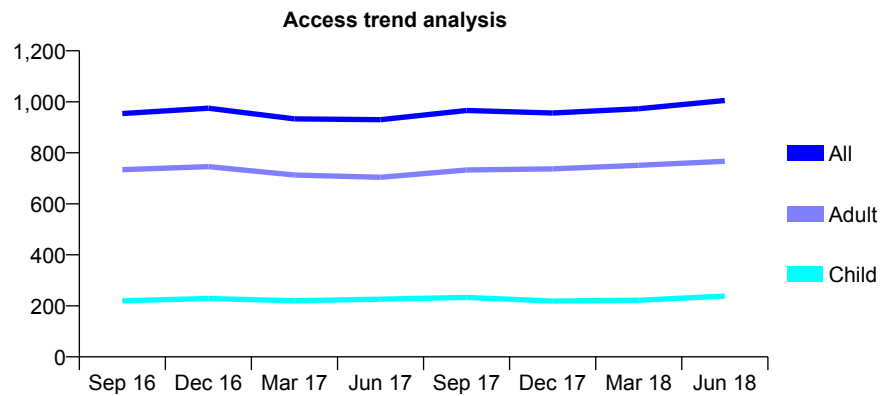
Q63 - Vital Signs At a Glance Contract Report for 921742/0003 - June 2018

Name or company name	MR AA OJETUNDE
Contract type name	GDS Contract
Purpose of contract	General
Contract start date	01/04/2006
Contract end date	

18/19 Contracted general activity (UDA)	4,795
Carry forward general activity (UDA)	0
18/19 Contracted orthodontic activity (UOA)	0
Carry forward orthodontic activity (UOA)	0
Baseline contract value	£137,965.69

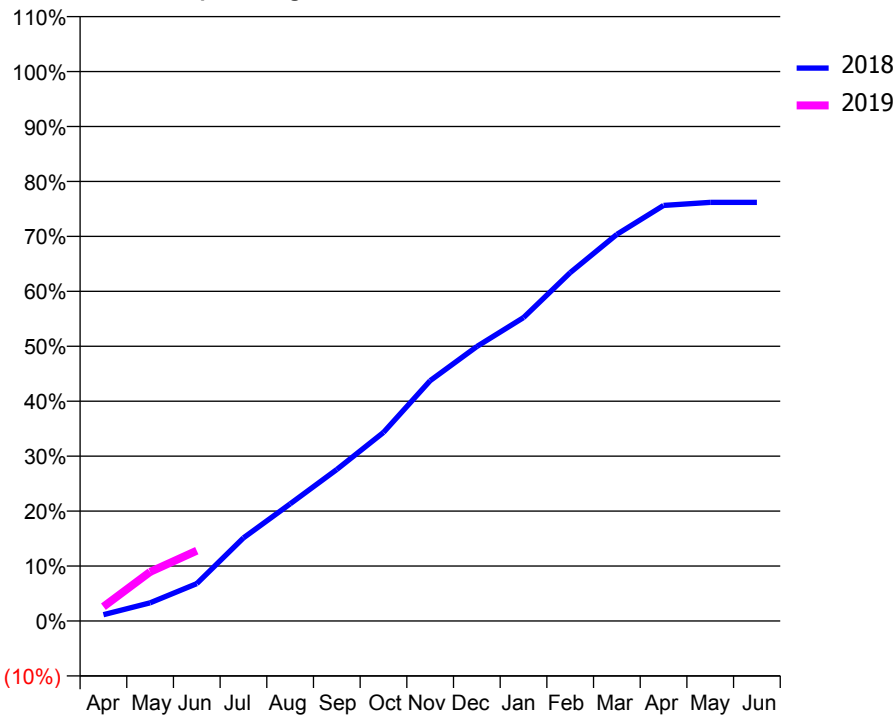
ACCESS*

Patients seen in 24 months	Total	Change since previous quarter
Quarter ending June 2017	930	
Quarter ending September 2017	966	↑
Quarter ending December 2017	956	↓
Quarter ending March 2018	973	→
Quarter ending June 2018	1,005	↑
Variance since June 2017	8.1%	↑



ACTIVITY

Cumulative percentage of contracted UDA delivered 2018 & 2019



Month	Adjusted Scheduled Activity (UDA)	
	2018	2019
April	55	125
May	159	429
June	326	614
July	726	
August	1,022	
September	1,322	
October	1,646	
November	2,097	
December	2,395	
January	2,648	
February	3,040	
March	3,374	
April	3,626	
May	3,653	
June	3,653	

QUALITY

	Quantity	Base Number	Contract	AT	Region	England
% of FP17s for the same patient ID Re-attending within 3 months - Children	8	77	10.4%	9.8%	11.5%	11.5%
% of FP17s for the same patient ID Re-attending within 3 months - Adults	32	201	15.9%	15.4%	16.6%	15.4%
% of FP17s for the same patient ID Re-attending between 3 & 9 months - Children	32	77	41.6%	49.2%	48.8%	58.9%
% of FP17s for the same patient ID Re-attending between 3 & 9 months - Adults	75	201	37.3%	39.1%	39.3%	51.6%
% of FP17s for Band 1 Urgent Courses	23	208	11.1%	10.0%	10.6%	8.9%
% of FP17s Relating to Free Repair or Replacements	3	208	1.4%	0.6%	0.5%	0.8%
% of FP17s Relating to Continuations	2	208	1.0%	0.9%	0.7%	0.9%
% of Patients satisfied with the dentistry they have received	0	0	N/A	91.6%	90.4%	93.2%
% of Patients satisfied with the time they had to wait for an appointment	0	0	N/A	88.0%	85.3%	88.8%

* This is based on patients treated on this contract for their most recent course of treatment. Figures in italics indicate the base number of FP17s or Patient Questionnaire responses are less than 100. N/A is shown where the base number of responses is less than 10 during the period. % is calculated as Quantity/Base number*100

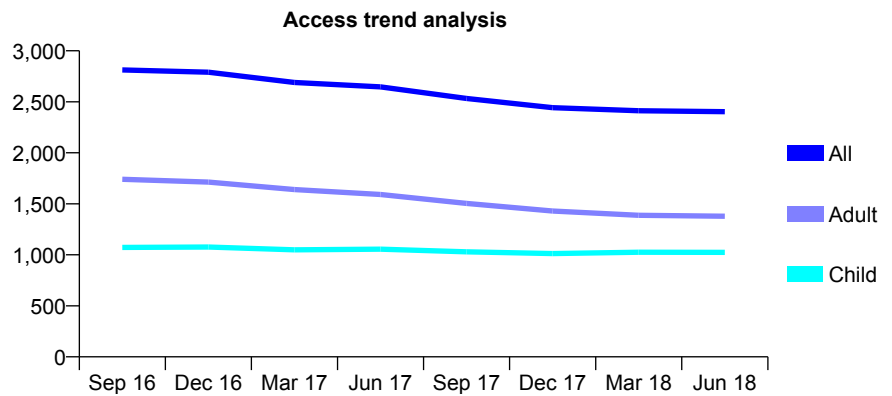
Q63 - Vital Signs At a Glance Contract Report for 929654/0001 - June 2018

Name or company name	MR MR CHOUDHURY
Contract type name	GDS Contract
Purpose of contract	General
Contract start date	01/04/2006
Contract end date	

18/19 Contracted general activity (UDA)	6,740
Carry forward general activity (UDA)	0
18/19 Contracted orthodontic activity (UOA)	0
Carry forward orthodontic activity (UOA)	0
Baseline contract value	£198,385.60

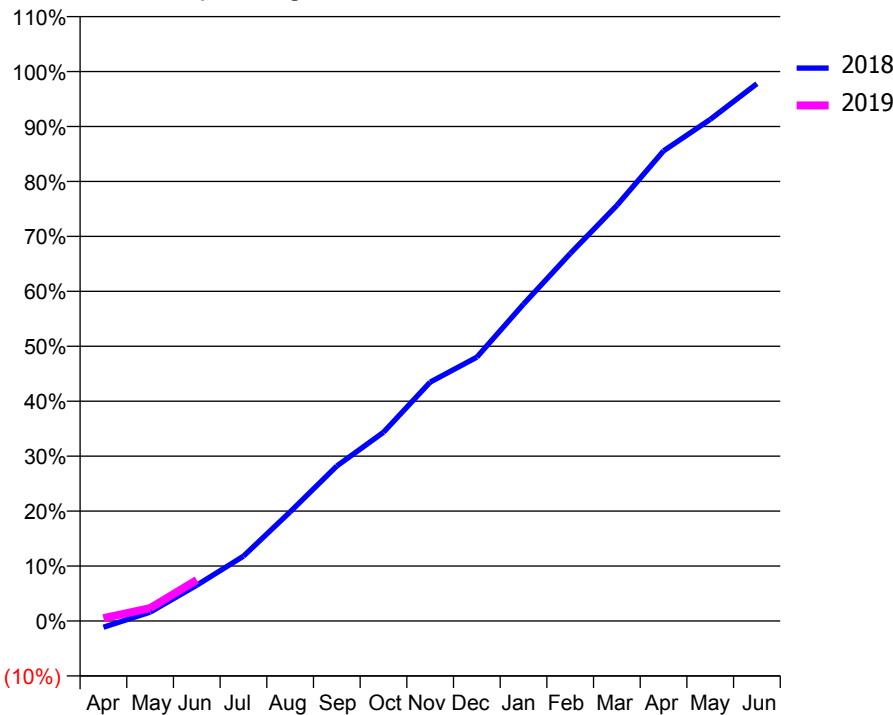
ACCESS*

Patients seen in 24 months	Total	Change since previous quarter
Quarter ending June 2017	2,647	
Quarter ending September 2017	2,533	↓
Quarter ending December 2017	2,442	↓
Quarter ending March 2018	2,413	↓
Quarter ending June 2018	2,403	→
Variance since June 2017	(9.2%)	↓



ACTIVITY

Cumulative percentage of contracted UDA delivered 2018 & 2019



Adjusted Scheduled Activity (UDA)		
Month	2018	2019
April	-77	34
May	108	158
June	439	503
July	795	
August	1,339	
September	1,902	
October	2,316	
November	2,931	
December	3,236	
January	3,887	
February	4,506	
March	5,098	
April	5,766	
May	6,152	
June	6,590	

QUALITY

	Quantity	Base Number	Contract	AT	Region	England
% of FP17s for the same patient ID Re-attending within 3 months - Children	24	316	7.6%	9.8%	11.5%	11.5%
% of FP17s for the same patient ID Re-attending within 3 months - Adults	80	420	19.0%	15.4%	16.6%	15.4%
% of FP17s for the same patient ID Re-attending between 3 & 9 months - Children	141	316	44.6%	49.2%	48.8%	58.9%
% of FP17s for the same patient ID Re-attending between 3 & 9 months - Adults	156	420	37.1%	39.1%	39.3%	51.6%
% of FP17s for Band 1 Urgent Courses	36	270	13.3%	10.0%	10.6%	8.9%
% of FP17s Relating to Free Repair or Replacements	2	270	0.7%	0.6%	0.5%	0.8%
% of FP17s Relating to Continuations	0	270	0.0%	0.9%	0.7%	0.9%
% of Patients satisfied with the dentistry they have received	11	14	78.6%	91.6%	90.4%	93.2%
% of Patients satisfied with the time they had to wait for an appointment	13	14	92.9%	88.0%	85.3%	88.8%

* This is based on patients treated on this contract for their most recent course of treatment. Figures in italics indicate the base number of FP17s or Patient Questionnaire responses are less than 100. N/A is shown where the base number of responses is less than 10 during the period. % is calculated as Quantity/Base number*100

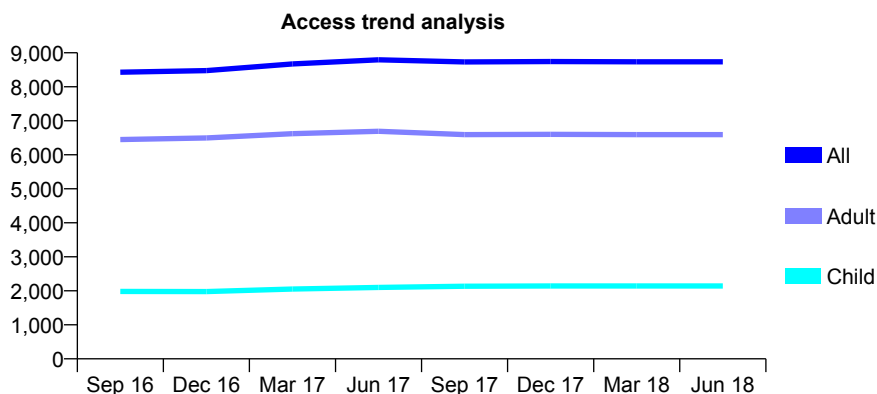
Q63 - Vital Signs At a Glance Contract Report for 931403/0001 - June 2018

Name or company name	MR AK PATEL
Contract type name	GDS Contract
Purpose of contract	General
Contract start date	01/04/2006
Contract end date	

18/19 Contracted general activity (UDA)	21,449
Carry forward general activity (UDA)	0
18/19 Contracted orthodontic activity (UOA)	0
Carry forward orthodontic activity (UOA)	0
Baseline contract value	£693,583.37

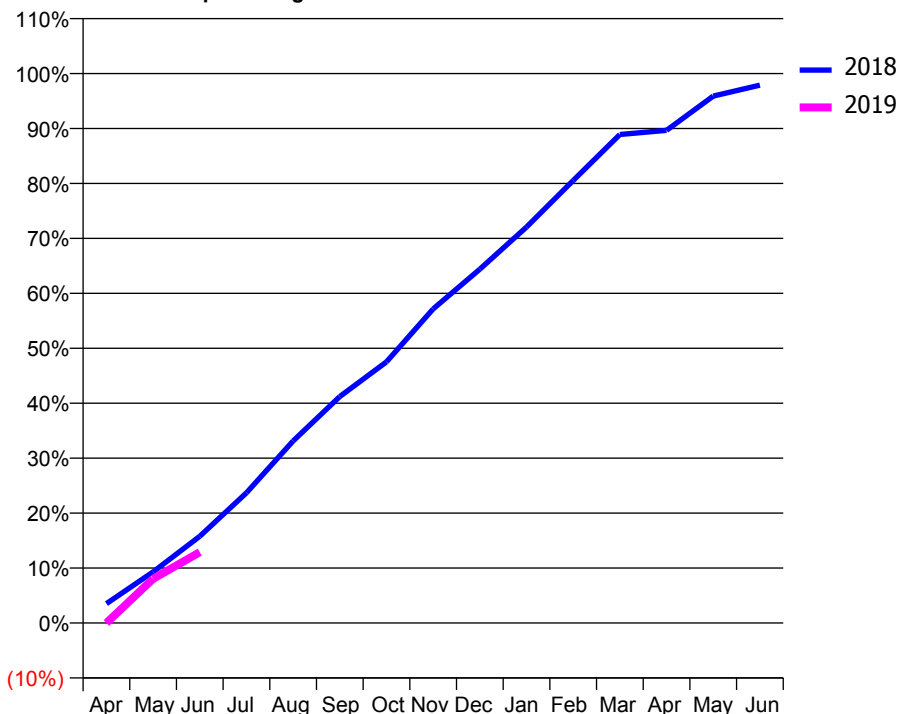
ACCESS*

Patients seen in 24 months	Total	Change since previous quarter
Quarter ending June 2017	8,794	
Quarter ending September 2017	8,732	→
Quarter ending December 2017	8,744	→
Quarter ending March 2018	8,737	→
Quarter ending June 2018	8,735	→
Variance since June 2017	(0.7%)	→



ACTIVITY

Cumulative percentage of contracted UDA delivered 2018 & 2019



Adjusted Scheduled Activity (UDA)

Month	2018	2019
April	758	0
May	1,998	1,726
June	3,387	2,767
July	5,081	
August	7,105	
September	8,840	
October	10,196	
November	12,260	
December	13,811	
January	15,458	
February	17,273	
March	19,068	
April	19,230	
May	20,568	
June	20,997	

QUALITY

	Quantity	Base Number	Contract	AT	Region	England
% of FP17s for the same patient ID Re-attending within 3 months - Children	45	563	8.0%	9.8%	11.5%	11.5%
% of FP17s for the same patient ID Re-attending within 3 months - Adults	237	1,586	14.9%	15.4%	16.6%	15.4%
% of FP17s for the same patient ID Re-attending between 3 & 9 months - Children	185	563	32.9%	49.2%	48.8%	58.9%
% of FP17s for the same patient ID Re-attending between 3 & 9 months - Adults	424	1,586	26.7%	39.1%	39.3%	51.6%
% of FP17s for Band 1 Urgent Courses	185	1,400	13.2%	10.0%	10.6%	8.9%
% of FP17s Relating to Free Repair or Replacements	23	1,400	1.6%	0.6%	0.5%	0.8%
% of FP17s Relating to Continuations	15	1,400	1.1%	0.9%	0.7%	0.9%
% of Patients satisfied with the dentistry they have received	4	5	N/A	91.6%	90.4%	93.2%
% of Patients satisfied with the time they had to wait for an appointment	5	5	N/A	88.0%	85.3%	88.8%

* This is based on patients treated on this contract for their most recent course of treatment. Figures in italics indicate the base number of FP17s or Patient Questionnaire responses are less than 100. N/A is shown where the base number of responses is less than 10 during the period. % is calculated as Quantity/Base number*100

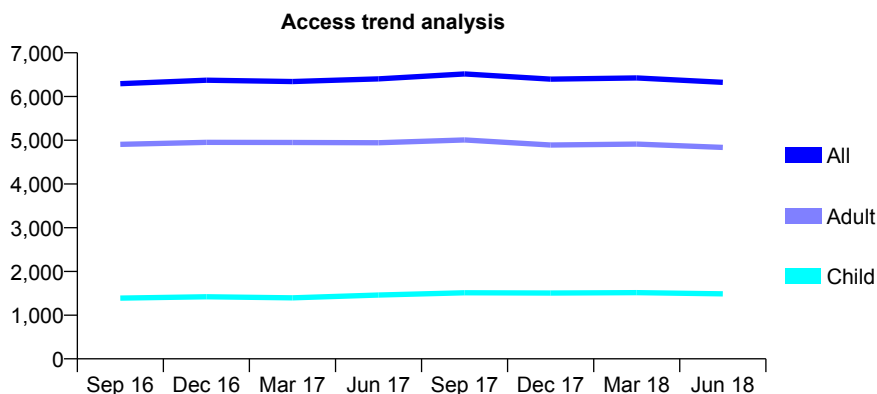
Q63 - Vital Signs At a Glance Contract Report for 932884/0001 - June 2018

Name or company name	MR HS BASSI
Contract type name	GDS Contract
Purpose of contract	General
Contract start date	01/04/2006
Contract end date	

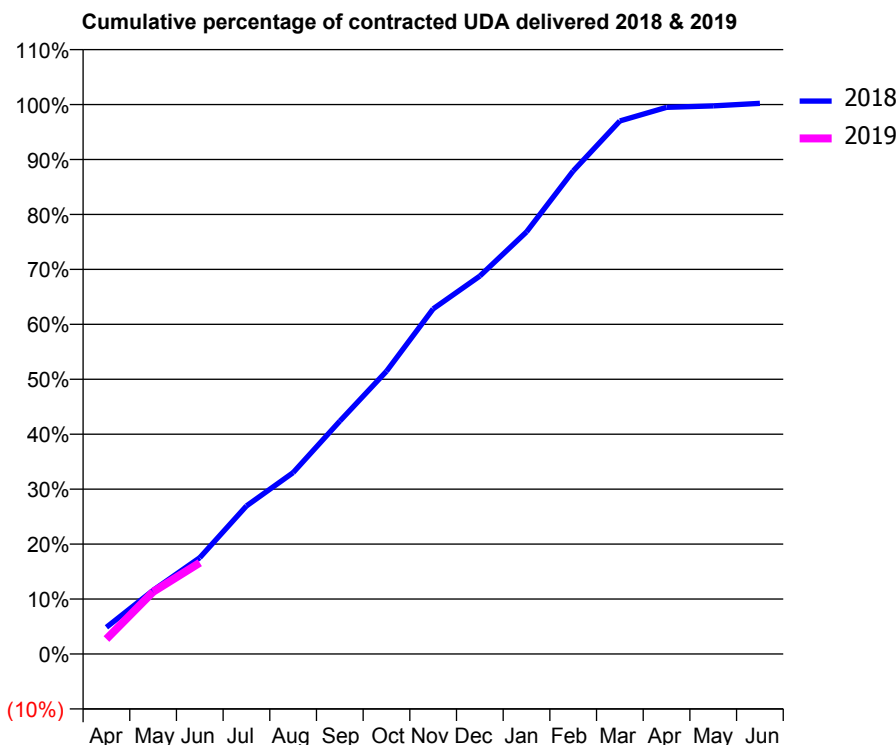
18/19 Contracted general activity (UDA)	16,913
Carry forward general activity (UDA)	0
18/19 Contracted orthodontic activity (UOA)	0
Carry forward orthodontic activity (UOA)	0
Baseline contract value	£442,236.53

ACCESS*

Patients seen in 24 months	Total	Change since previous quarter
Quarter ending June 2017	6,403	
Quarter ending September 2017	6,518	→
Quarter ending December 2017	6,397	↓
Quarter ending March 2018	6,426	→
Quarter ending June 2018	6,323	↓
Variance since June 2017	(1.2%)	↓



ACTIVITY



Adjusted Scheduled Activity (UDA)		
Month	2018	2019
April	823	462
May	1,960	1,914
June	2,964	2,810
July	4,557	
August	5,582	
September	7,169	
October	8,705	
November	10,625	
December	11,634	
January	12,993	
February	14,868	
March	16,409	
April	16,824	
May	16,873	
June	16,951	

QUALITY

	Quantity	Base Number	Contract	AT	Region	England
% of FP17s for the same patient ID Re-attending within 3 months - Children	9	378	2.4%	9.8%	11.5%	11.5%
% of FP17s for the same patient ID Re-attending within 3 months - Adults	123	1,377	8.9%	15.4%	16.6%	15.4%
% of FP17s for the same patient ID Re-attending between 3 & 9 months - Children	160	378	42.3%	49.2%	48.8%	58.9%
% of FP17s for the same patient ID Re-attending between 3 & 9 months - Adults	634	1,377	46.0%	39.1%	39.3%	51.6%
% of FP17s for Band 1 Urgent Courses	105	1,346	7.8%	10.0%	10.6%	8.9%
% of FP17s Relating to Free Repair or Replacements	6	1,346	0.4%	0.6%	0.5%	0.8%
% of FP17s Relating to Continuations	3	1,346	0.2%	0.9%	0.7%	0.9%
% of Patients satisfied with the dentistry they have received	2	2	N/A	91.6%	90.4%	93.2%
% of Patients satisfied with the time they had to wait for an appointment	2	2	N/A	88.0%	85.3%	88.8%

* This is based on patients treated on this contract for their most recent course of treatment. Figures in italics indicate the base number of FP17s or Patient Questionnaire responses are less than 100. N/A is shown where the base number of responses is less than 10 during the period. % is calculated as Quantity/Base number*100

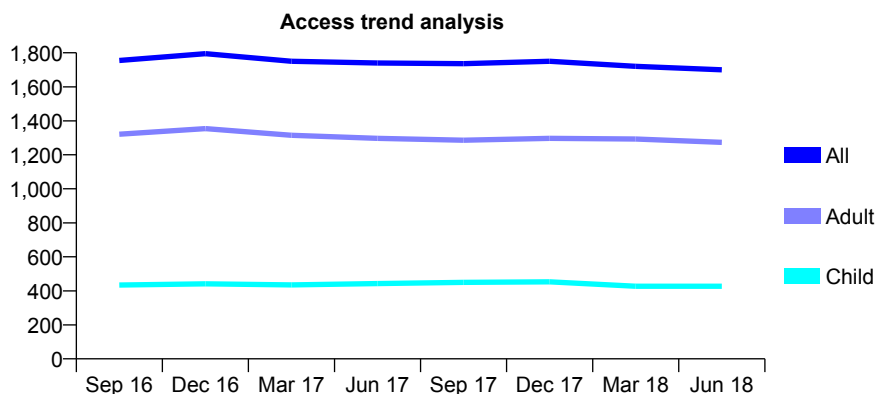
Q63 - Vital Signs At a Glance Contract Report for 933074/0001 - June 2018

Name or company name	MR M MAZAHERI
Contract type name	GDS Contract
Purpose of contract	General
Contract start date	01/04/2006
Contract end date	

18/19 Contracted general activity (UDA)	10,543
Carry forward general activity (UDA)	0
18/19 Contracted orthodontic activity (UOA)	0
Carry forward orthodontic activity (UOA)	0
Baseline contract value	£337,108.28

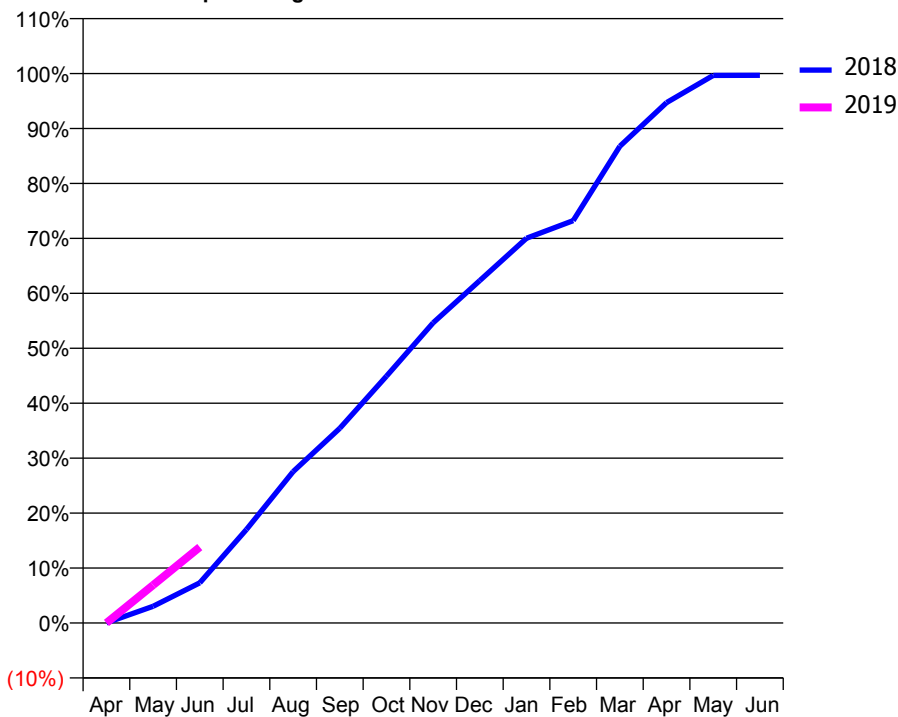
ACCESS*

Patients seen in 24 months	Total	Change since previous quarter
Quarter ending June 2017	1,740	
Quarter ending September 2017	1,736	→
Quarter ending December 2017	1,750	→
Quarter ending March 2018	1,720	↓
Quarter ending June 2018	1,700	↓
Variance since June 2017	(2.3%)	↓



ACTIVITY

Cumulative percentage of contracted UDA delivered 2018 & 2019



Month	Adjusted Scheduled Activity (UDA)	
	2018	2019
April	5	0
May	321	729
June	771	1,458
July	1,794	
August	2,906	
September	3,737	
October	4,737	
November	5,760	
December	6,571	
January	7,382	
February	7,719	
March	9,148	
April	9,984	
May	10,507	
June	10,508	

QUALITY

	Quantity	Base Number	Contract	AT	Region	England
% of FP17s for the same patient ID Re-attending within 3 months - Children	9	120	7.5%	9.8%	11.5%	11.5%
% of FP17s for the same patient ID Re-attending within 3 months - Adults	40	297	13.5%	15.4%	16.6%	15.4%
% of FP17s for the same patient ID Re-attending between 3 & 9 months - Children	53	120	44.2%	49.2%	48.8%	58.9%
% of FP17s for the same patient ID Re-attending between 3 & 9 months - Adults	106	297	35.7%	39.1%	39.3%	51.6%
% of FP17s for Band 1 Urgent Courses	5	233	2.1%	10.0%	10.6%	8.9%
% of FP17s Relating to Free Repair or Replacements	0	233	0.0%	0.6%	0.5%	0.8%
% of FP17s Relating to Continuations	5	233	2.1%	0.9%	0.7%	0.9%
% of Patients satisfied with the dentistry they have received	2	2	N/A	91.6%	90.4%	93.2%
% of Patients satisfied with the time they had to wait for an appointment	2	2	N/A	88.0%	85.3%	88.8%

* This is based on patients treated on this contract for their most recent course of treatment. Figures in italics indicate the base number of FP17s or Patient Questionnaire responses are less than 100. N/A is shown where the base number of responses is less than 10 during the period. % is calculated as Quantity/Base number*100

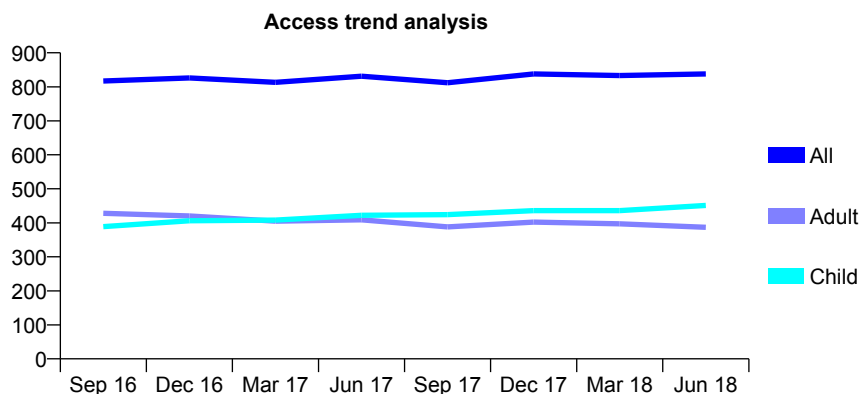
Q63 - Vital Signs At a Glance Contract Report for 933422/0001 - June 2018

Name or company name	MR A SOMASUNDARARAJAH
Contract type name	GDS Contract
Purpose of contract	General
Contract start date	01/04/2006
Contract end date	

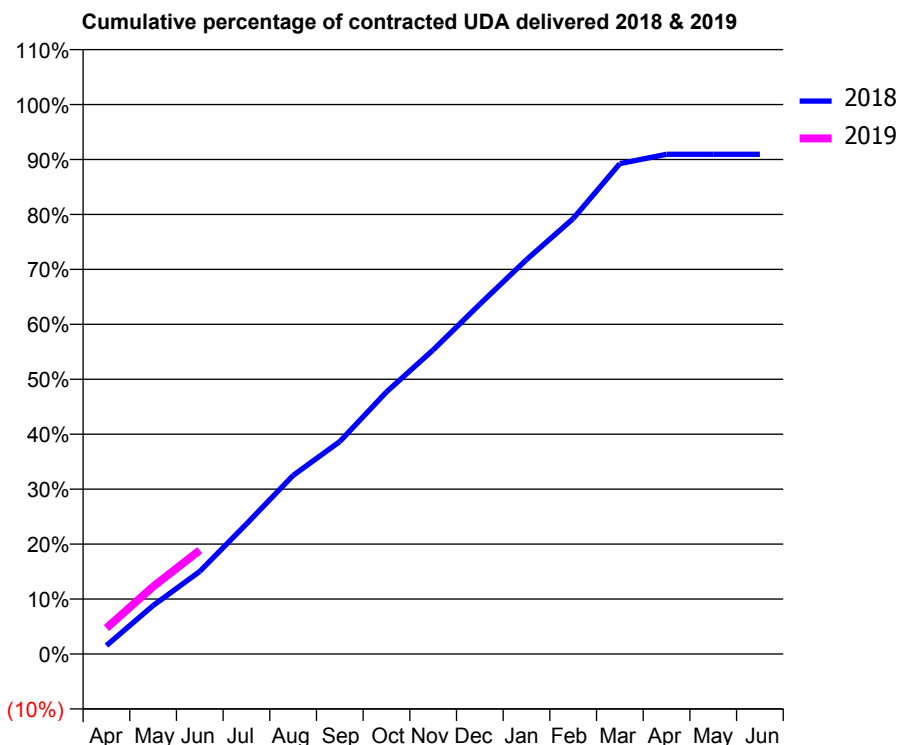
18/19 Contracted general activity (UDA)	3,377
Carry forward general activity (UDA)	0
18/19 Contracted orthodontic activity (UOA)	0
Carry forward orthodontic activity (UOA)	0
Baseline contract value	£98,104.55

ACCESS*

Patients seen in 24 months	Total	Change since previous quarter
Quarter ending June 2017	831	
Quarter ending September 2017	812	↓
Quarter ending December 2017	838	↑
Quarter ending March 2018	833	→
Quarter ending June 2018	838	→
Variance since June 2017	0.8%	→



ACTIVITY



Adjusted Scheduled Activity (UDA)		
Month	2018	2019
April	52	159
May	298	414
June	508	638
July	799	
August	1,097	
September	1,306	
October	1,610	
November	1,869	
December	2,150	
January	2,424	
February	2,676	
March	3,014	
April	3,071	
May	3,071	
June	3,071	

QUALITY

	Quantity	Base Number	Contract	AT	Region	England
% of FP17s for the same patient ID Re-attending within 3 months - Children	6	147	4.1%	9.8%	11.5%	11.5%
% of FP17s for the same patient ID Re-attending within 3 months - Adults	12	91	13.2%	15.4%	16.6%	15.4%
% of FP17s for the same patient ID Re-attending between 3 & 9 months - Children	67	147	45.6%	49.2%	48.8%	58.9%
% of FP17s for the same patient ID Re-attending between 3 & 9 months - Adults	37	91	40.7%	39.1%	39.3%	51.6%
% of FP17s for Band 1 Urgent Courses	8	221	3.6%	10.0%	10.6%	8.9%
% of FP17s Relating to Free Repair or Replacements	0	221	0.0%	0.6%	0.5%	0.8%
% of FP17s Relating to Continuations	4	221	1.8%	0.9%	0.7%	0.9%
% of Patients satisfied with the dentistry they have received	1	1	N/A	91.6%	90.4%	93.2%
% of Patients satisfied with the time they had to wait for an appointment	0	1	N/A	88.0%	85.3%	88.8%

* This is based on patients treated on this contract for their most recent course of treatment. Figures in italics indicate the base number of FP17s or Patient Questionnaire responses are less than 100. N/A is shown where the base number of responses is less than 10 during the period. % is calculated as Quantity/Base number*100

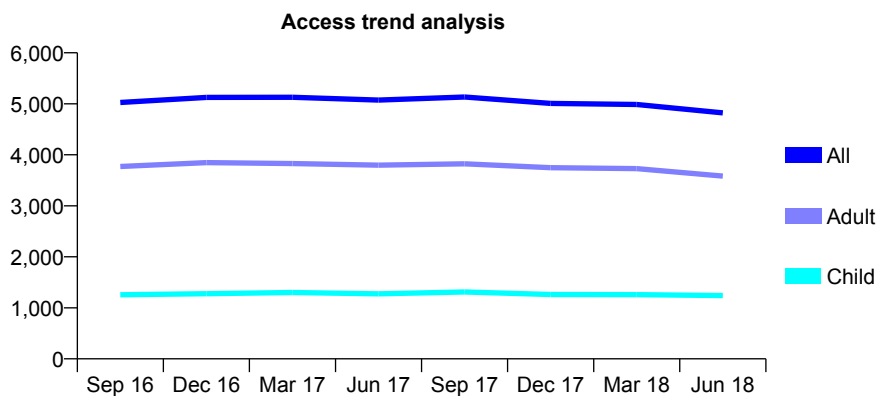
Q63 - Vital Signs At a Glance Contract Report for 936812/0001 - June 2018

Name or company name	MS M AZARI
Contract type name	GDS Contract
Purpose of contract	General
Contract start date	01/11/2014
Contract end date	

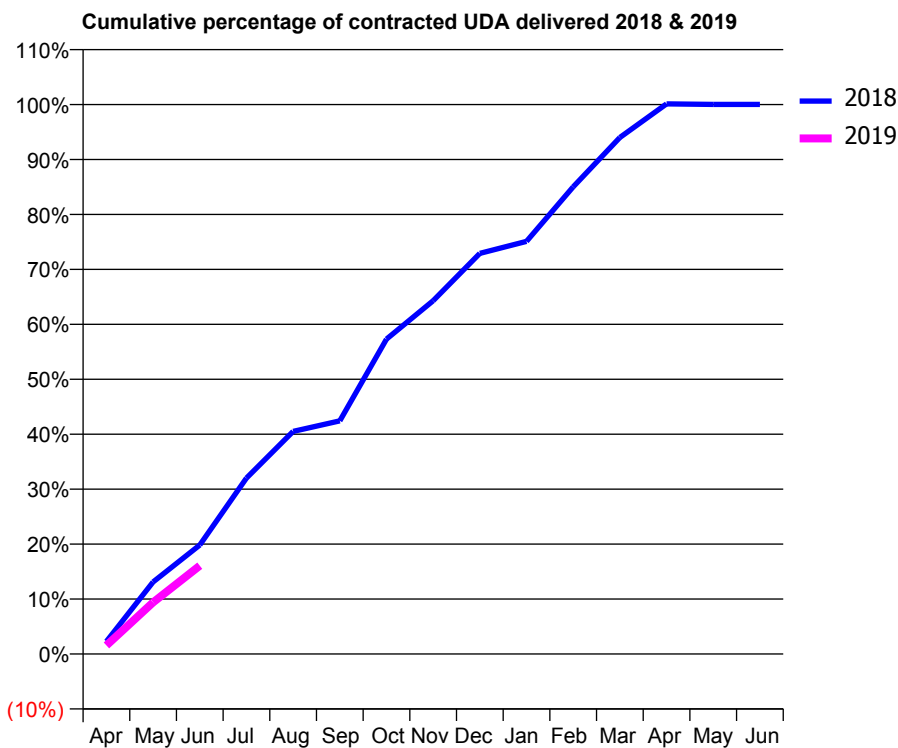
18/19 Contracted general activity (UDA)	17,648
Carry forward general activity (UDA)	0
18/19 Contracted orthodontic activity (UOA)	0
Carry forward orthodontic activity (UOA)	0
Baseline contract value	£661,000.38

ACCESS*

Patients seen in 24 months	Total	Change since previous quarter
Quarter ending June 2017	5,072	
Quarter ending September 2017	5,133	→
Quarter ending December 2017	5,008	↓
Quarter ending March 2018	4,988	→
Quarter ending June 2018	4,823	↓
Variance since June 2017	(4.9%)	↓



ACTIVITY



Month	Adjusted Scheduled Activity (UDA)	
	2018	2019
April	404	276
May	2,316	1,659
June	3,502	2,838
July	5,650	
August	7,151	
September	7,490	
October	10,115	
November	11,346	
December	12,867	
January	13,252	
February	15,005	
March	16,589	
April	17,667	
May	17,651	
June	17,650	

QUALITY

	Quantity	Base Number	Contract	AT	Region	England
% of FP17s for the same patient ID Re-attending within 3 months - Children	25	319	7.8%	9.8%	11.5%	11.5%
% of FP17s for the same patient ID Re-attending within 3 months - Adults	101	838	12.1%	15.4%	16.6%	15.4%
% of FP17s for the same patient ID Re-attending between 3 & 9 months - Children	142	319	44.5%	49.2%	48.8%	58.9%
% of FP17s for the same patient ID Re-attending between 3 & 9 months - Adults	329	838	39.3%	39.1%	39.3%	51.6%
% of FP17s for Band 1 Urgent Courses	88	877	10.0%	10.0%	10.6%	8.9%
% of FP17s Relating to Free Repair or Replacements	2	877	0.2%	0.6%	0.5%	0.8%
% of FP17s Relating to Continuations	2	877	0.2%	0.9%	0.7%	0.9%
% of Patients satisfied with the dentistry they have received	2	2	N/A	91.6%	90.4%	93.2%
% of Patients satisfied with the time they had to wait for an appointment	2	2	N/A	88.0%	85.3%	88.8%

* This is based on patients treated on this contract for their most recent course of treatment. Figures in italics indicate the base number of FP17s or Patient Questionnaire responses are less than 100. N/A is shown where the base number of responses is less than 10 during the period. % is calculated as Quantity/Base number*100

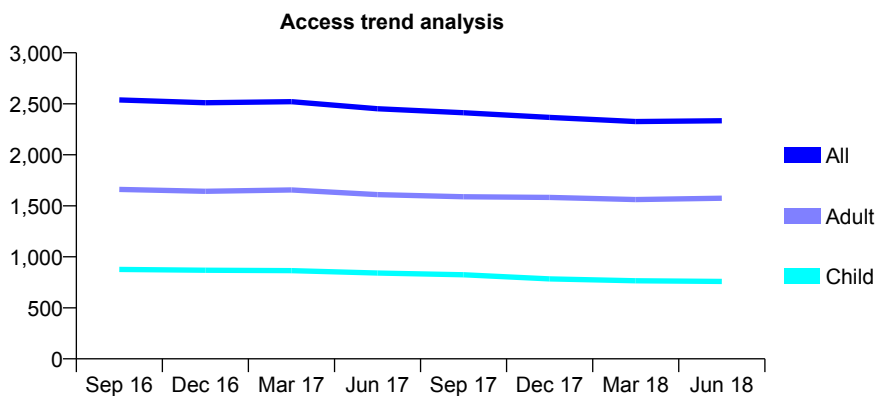
Q63 - Vital Signs At a Glance Contract Report for 941409/0002 - June 2018

Name or company name	MISS R ILATY
Contract type name	GDS Contract
Purpose of contract	General
Contract start date	30/06/2008
Contract end date	

18/19 Contracted general activity (UDA)	8,400
Carry forward general activity (UDA)	0
18/19 Contracted orthodontic activity (UOA)	0
Carry forward orthodontic activity (UOA)	0
Baseline contract value	£193,343.01

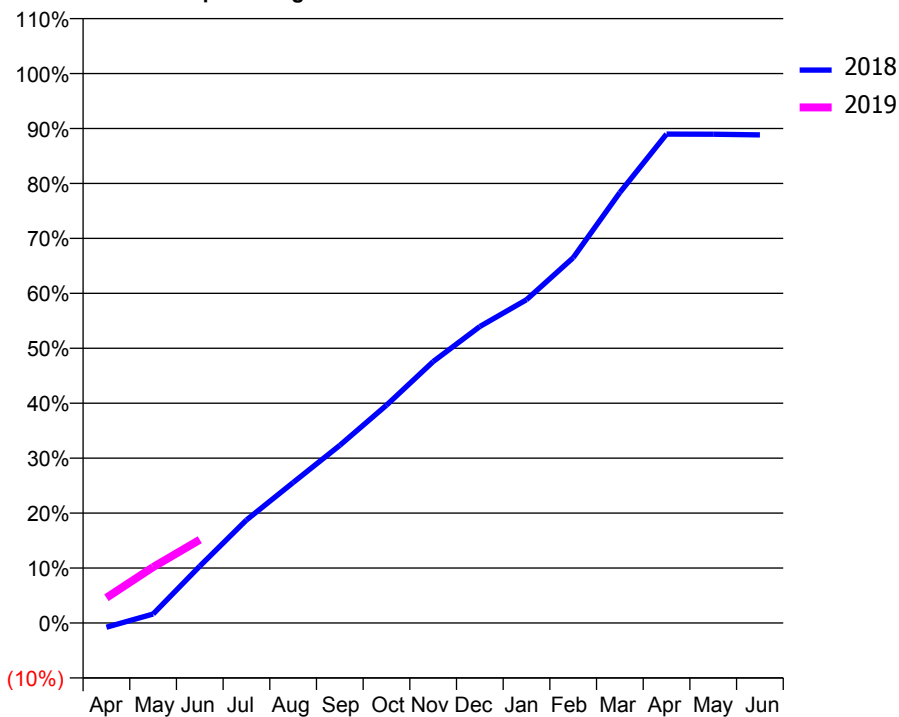
ACCESS*

Patients seen in 24 months	Total	Change since previous quarter
Quarter ending June 2017	2,451	
Quarter ending September 2017	2,413	↓
Quarter ending December 2017	2,367	↓
Quarter ending March 2018	2,326	↓
Quarter ending June 2018	2,334	→
Variance since June 2017	(4.8%)	↓



ACTIVITY

Cumulative percentage of contracted UDA delivered 2018 & 2019



Adjusted Scheduled Activity (UDA)

Month	2018	2019
April	-67	387
May	138	854
June	870	1,272
July	1,576	
August	2,147	
September	2,716	
October	3,329	
November	3,997	
December	4,533	
January	4,942	
February	5,584	
March	6,581	
April	7,474	
May	7,473	
June	7,461	

QUALITY

	Quantity	Base Number	Contract	AT	Region	England
% of FP17s for the same patient ID Re-attending within 3 months - Children	27	293	9.2%	9.8%	11.5%	11.5%
% of FP17s for the same patient ID Re-attending within 3 months - Adults	74	527	14.0%	15.4%	16.6%	15.4%
% of FP17s for the same patient ID Re-attending between 3 & 9 months - Children	172	293	58.7%	49.2%	48.8%	58.9%
% of FP17s for the same patient ID Re-attending between 3 & 9 months - Adults	240	527	45.5%	39.1%	39.3%	51.6%
% of FP17s for Band 1 Urgent Courses	32	559	5.7%	10.0%	10.6%	8.9%
% of FP17s Relating to Free Repair or Replacements	4	559	0.7%	0.6%	0.5%	0.8%
% of FP17s Relating to Continuations	0	559	0.0%	0.9%	0.7%	0.9%
% of Patients satisfied with the dentistry they have received	2	2	N/A	91.6%	90.4%	93.2%
% of Patients satisfied with the time they had to wait for an appointment	2	2	N/A	88.0%	85.3%	88.8%

* This is based on patients treated on this contract for their most recent course of treatment. Figures in italics indicate the base number of FP17s or Patient Questionnaire responses are less than 100. N/A is shown where the base number of responses is less than 10 during the period. % is calculated as Quantity/Base number*100

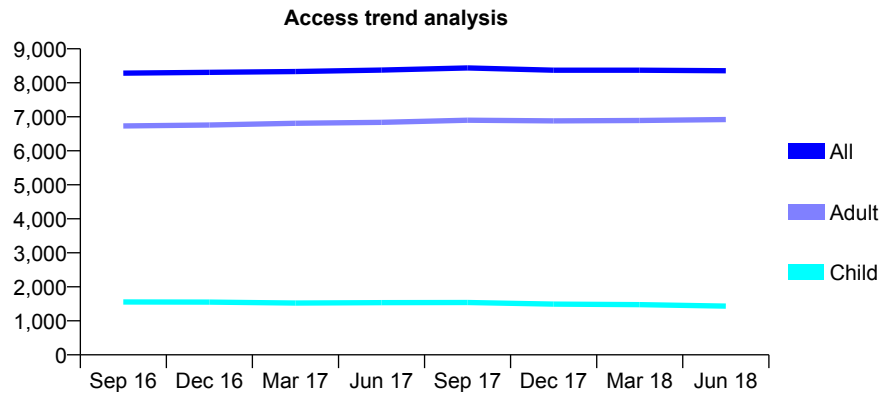
Q63 - Vital Signs At a Glance Contract Report for 943622/0001 - June 2018

Name or company name	MR H TORKZABAN
Contract type name	GDS Contract
Purpose of contract	General
Contract start date	01/04/2006
Contract end date	

18/19 Contracted general activity (UDA)	29,538
Carry forward general activity (UDA)	0
18/19 Contracted orthodontic activity (UOA)	0
Carry forward orthodontic activity (UOA)	0
Baseline contract value	£905,593.48

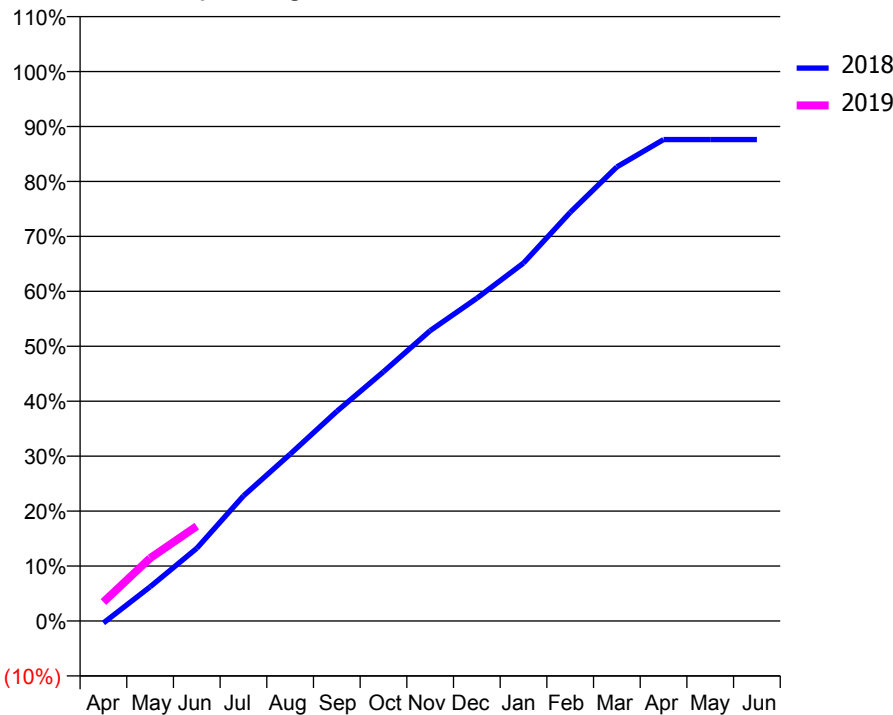
ACCESS*

Patients seen in 24 months	Total	Change since previous quarter
Quarter ending June 2017	8,373	
Quarter ending September 2017	8,439	→
Quarter ending December 2017	8,371	→
Quarter ending March 2018	8,369	→
Quarter ending June 2018	8,353	→
Variance since June 2017	(0.2%)	→



ACTIVITY

Cumulative percentage of contracted UDA delivered 2018 & 2019



Month	Adjusted Scheduled Activity (UDA)	
	2018	2019
April	-108	1,021
May	1,838	3,377
June	3,912	5,098
July	6,730	
August	8,971	
September	11,271	
October	13,399	
November	15,609	
December	17,348	
January	19,241	
February	21,967	
March	24,408	
April	25,881	
May	25,881	
June	25,881	

QUALITY

	Quantity	Base Number	Contract	AT	Region	England
% of FP17s for the same patient ID Re-attending within 3 months - Children	13	307	4.2%	9.8%	11.5%	11.5%
% of FP17s for the same patient ID Re-attending within 3 months - Adults	141	1,474	9.6%	15.4%	16.6%	15.4%
% of FP17s for the same patient ID Re-attending between 3 & 9 months - Children	127	307	41.4%	49.2%	48.8%	58.9%
% of FP17s for the same patient ID Re-attending between 3 & 9 months - Adults	389	1,474	26.4%	39.1%	39.3%	51.6%
% of FP17s for Band 1 Urgent Courses	128	1,501	8.5%	10.0%	10.6%	8.9%
% of FP17s Relating to Free Repair or Replacements	9	1,501	0.6%	0.6%	0.5%	0.8%
% of FP17s Relating to Continuations	11	1,501	0.7%	0.9%	0.7%	0.9%
% of Patients satisfied with the dentistry they have received	5	5	N/A	91.6%	90.4%	93.2%
% of Patients satisfied with the time they had to wait for an appointment	5	5	N/A	88.0%	85.3%	88.8%

* This is based on patients treated on this contract for their most recent course of treatment. Figures in italics indicate the base number of FP17s or Patient Questionnaire responses are less than 100. N/A is shown where the base number of responses is less than 10 during the period. % is calculated as Quantity/Base number*100

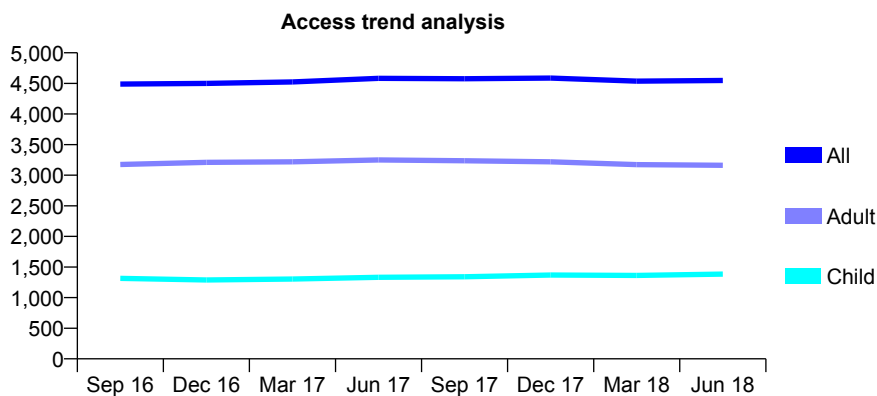
Q63 - Vital Signs At a Glance Contract Report for 943746/0001 - June 2018

Name or company name	Perfect Smile Earlsfield Partnersership
Contract type name	GDS Contract
Purpose of contract	General
Contract start date	01/04/2006
Contract end date	

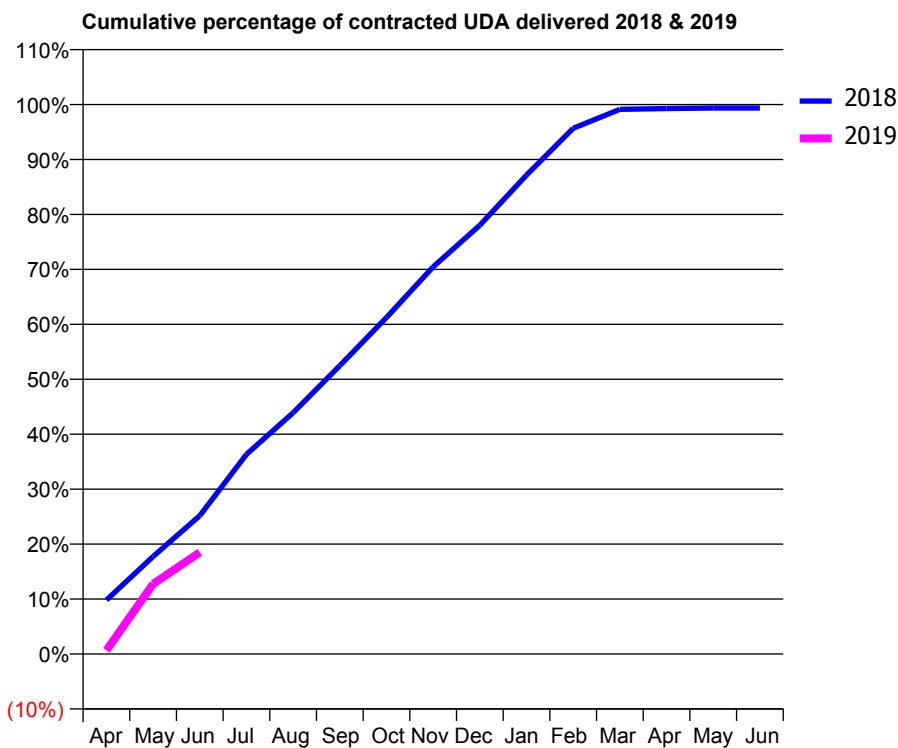
18/19 Contracted general activity (UDA)	8,866
Carry forward general activity (UDA)	0
18/19 Contracted orthodontic activity (UOA)	0
Carry forward orthodontic activity (UOA)	0
Baseline contract value	£259,434.69

ACCESS*

Patients seen in 24 months	Total	Change since previous quarter
Quarter ending June 2017	4,583	
Quarter ending September 2017	4,576	→
Quarter ending December 2017	4,587	→
Quarter ending March 2018	4,536	↓
Quarter ending June 2018	4,548	→
Variance since June 2017	(0.8%)	→



ACTIVITY



Month	Adjusted Scheduled Activity (UDA)	
	2018	2019
April	870	59
May	1,575	1,130
June	2,231	1,641
July	3,223	
August	3,893	
September	4,653	
October	5,430	
November	6,247	
December	6,919	
January	7,727	
February	8,483	
March	8,787	
April	8,802	
May	8,810	
June	8,810	

QUALITY

	Quantity	Base Number	Contract	AT	Region	England
% of FP17s for the same patient ID Re-attending within 3 months - Children	22	424	5.2%	9.8%	11.5%	11.5%
% of FP17s for the same patient ID Re-attending within 3 months - Adults	110	730	15.1%	15.4%	16.6%	15.4%
% of FP17s for the same patient ID Re-attending between 3 & 9 months - Children	219	424	51.7%	49.2%	48.8%	58.9%
% of FP17s for the same patient ID Re-attending between 3 & 9 months - Adults	204	730	27.9%	39.1%	39.3%	51.6%
% of FP17s for Band 1 Urgent Courses	66	820	8.0%	10.0%	10.6%	8.9%
% of FP17s Relating to Free Repair or Replacements	7	820	0.9%	0.6%	0.5%	0.8%
% of FP17s Relating to Continuations	13	820	1.6%	0.9%	0.7%	0.9%
% of Patients satisfied with the dentistry they have received	1	1	N/A	91.6%	90.4%	93.2%
% of Patients satisfied with the time they had to wait for an appointment	1	1	N/A	88.0%	85.3%	88.8%

* This is based on patients treated on this contract for their most recent course of treatment. Figures in italics indicate the base number of FP17s or Patient Questionnaire responses are less than 100. N/A is shown where the base number of responses is less than 10 during the period. % is calculated as Quantity/Base number*100

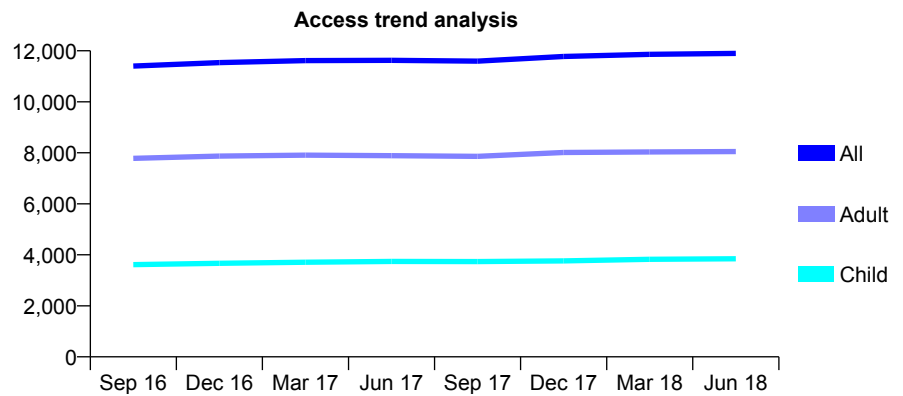
Q63 - Vital Signs At a Glance Contract Report for 943967/0001 - June 2018

Name or company name	MR JL UBEROI
Contract type name	GDS Contract
Purpose of contract	General
Contract start date	18/12/2009
Contract end date	

18/19 Contracted general activity (UDA)	32,120
Carry forward general activity (UDA)	0
18/19 Contracted orthodontic activity (UOA)	0
Carry forward orthodontic activity (UOA)	0
Baseline contract value	£766,919.39

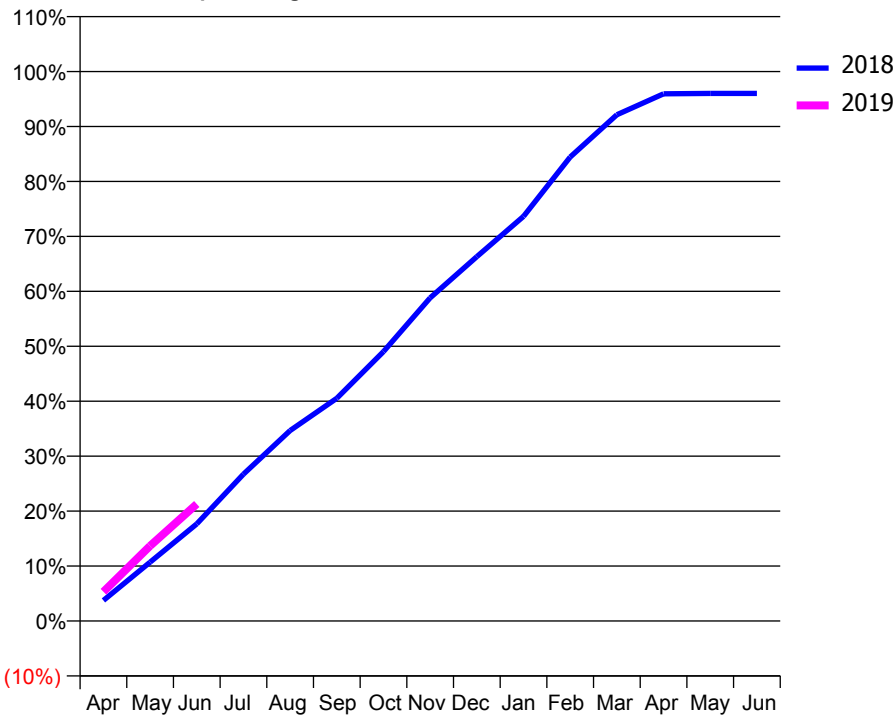
ACCESS*

Patients seen in 24 months	Total	Change since previous quarter
Quarter ending June 2017	11,627	
Quarter ending September 2017	11,595	→
Quarter ending December 2017	11,778	→
Quarter ending March 2018	11,859	→
Quarter ending June 2018	11,896	→
Variance since June 2017	2.3%	↑



ACTIVITY

Cumulative percentage of contracted UDA delivered 2018 & 2019



Month	Adjusted Scheduled Activity (UDA)	
	2018	2019
April	1,205	1,714
May	3,438	4,394
June	5,682	6,837
July	8,586	
August	11,132	
September	13,019	
October	15,747	
November	18,888	
December	21,300	
January	23,652	
February	27,120	
March	29,594	
April	30,814	
May	30,841	
June	30,841	

QUALITY

	Quantity	Base Number	Contract	AT	Region	England
% of FP17s for the same patient ID Re-attending within 3 months - Children	167	1,350	12.4%	9.8%	11.5%	11.5%
% of FP17s for the same patient ID Re-attending within 3 months - Adults	343	2,147	16.0%	15.4%	16.6%	15.4%
% of FP17s for the same patient ID Re-attending between 3 & 9 months - Children	614	1,350	45.5%	49.2%	48.8%	58.9%
% of FP17s for the same patient ID Re-attending between 3 & 9 months - Adults	745	2,147	34.7%	39.1%	39.3%	51.6%
% of FP17s for Band 1 Urgent Courses	378	2,982	12.7%	10.0%	10.6%	8.9%
% of FP17s Relating to Free Repair or Replacements	46	2,982	1.5%	0.6%	0.5%	0.8%
% of FP17s Relating to Continuations	56	2,982	1.9%	0.9%	0.7%	0.9%
% of Patients satisfied with the dentistry they have received	9	9	N/A	91.6%	90.4%	93.2%
% of Patients satisfied with the time they had to wait for an appointment	9	9	N/A	88.0%	85.3%	88.8%

* This is based on patients treated on this contract for their most recent course of treatment. Figures in italics indicate the base number of FP17s or Patient Questionnaire responses are less than 100. N/A is shown where the base number of responses is less than 10 during the period. % is calculated as Quantity/Base number*100

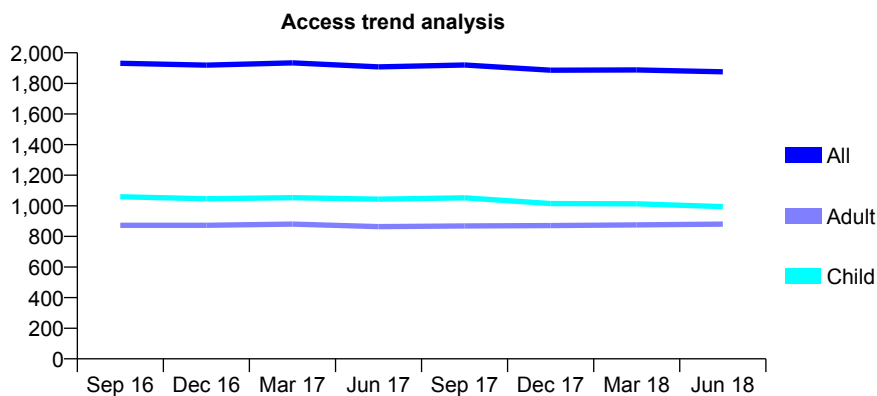
Q63 - Vital Signs At a Glance Contract Report for 952982/0005 - June 2018

Name or company name	MR PC COLEY
Contract type name	GDS Contract
Purpose of contract	General
Contract start date	02/04/2013
Contract end date	

18/19 Contracted general activity (UDA)	4,762
Carry forward general activity (UDA)	0
18/19 Contracted orthodontic activity (UOA)	0
Carry forward orthodontic activity (UOA)	0
Baseline contract value	£109,554.25

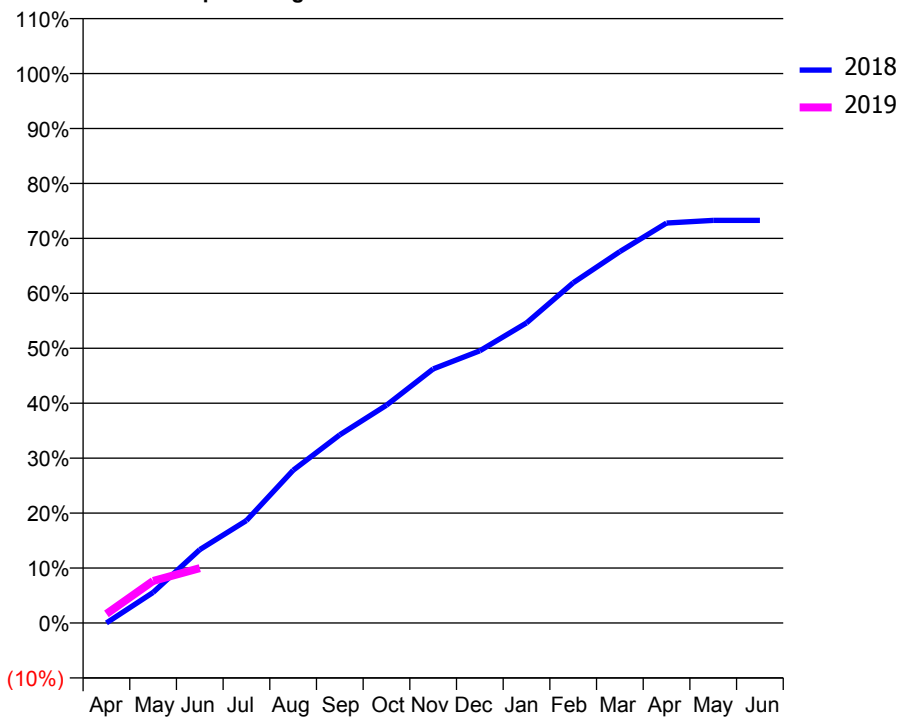
ACCESS*

Patients seen in 24 months	Total	Change since previous quarter
Quarter ending June 2017	1,908	
Quarter ending September 2017	1,920	→
Quarter ending December 2017	1,886	↓
Quarter ending March 2018	1,888	→
Quarter ending June 2018	1,876	→
Variance since June 2017	(1.7%)	↓



ACTIVITY

Cumulative percentage of contracted UDA delivered 2018 & 2019



Month	Adjusted Scheduled Activity (UDA)	
	2018	2019
April	0	79
May	265	364
June	636	475
July	888	
August	1,324	
September	1,631	
October	1,888	
November	2,202	
December	2,360	
January	2,600	
February	2,948	
March	3,219	
April	3,467	
May	3,489	
June	3,489	

QUALITY

	Quantity	Base Number	Contract	AT	Region	England
% of FP17s for the same patient ID Re-attending within 3 months - Children	22	335	6.6%	9.8%	11.5%	11.5%
% of FP17s for the same patient ID Re-attending within 3 months - Adults	11	216	5.1%	15.4%	16.6%	15.4%
% of FP17s for the same patient ID Re-attending between 3 & 9 months - Children	227	335	67.8%	49.2%	48.8%	58.9%
% of FP17s for the same patient ID Re-attending between 3 & 9 months - Adults	150	216	69.4%	39.1%	39.3%	51.6%
% of FP17s for Band 1 Urgent Courses	6	363	1.7%	10.0%	10.6%	8.9%
% of FP17s Relating to Free Repair or Replacements	0	363	0.0%	0.6%	0.5%	0.8%
% of FP17s Relating to Continuations	0	363	0.0%	0.9%	0.7%	0.9%
% of Patients satisfied with the dentistry they have received	0	0	N/A	91.6%	90.4%	93.2%
% of Patients satisfied with the time they had to wait for an appointment	0	0	N/A	88.0%	85.3%	88.8%

* This is based on patients treated on this contract for their most recent course of treatment. Figures in italics indicate the base number of FP17s or Patient Questionnaire responses are less than 100. N/A is shown where the base number of responses is less than 10 during the period. % is calculated as Quantity/Base number*100

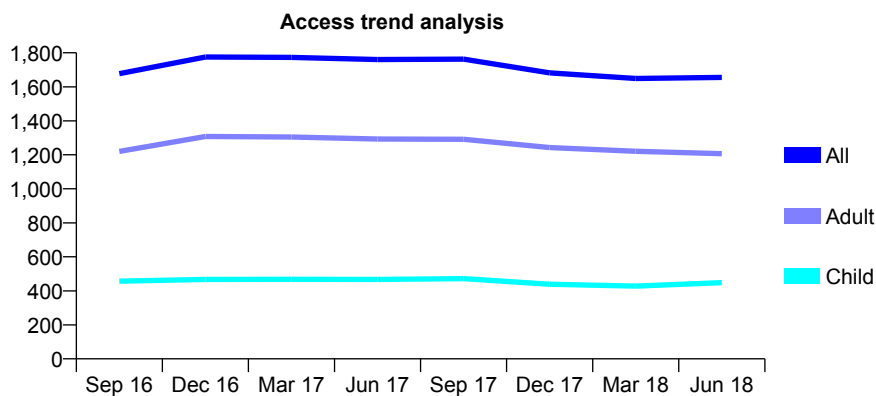
Q63 - Vital Signs At a Glance Contract Report for 990418/0001 - June 2018

Name or company name	MR D SHAH
Contract type name	GDS Contract
Purpose of contract	General
Contract start date	01/04/2006
Contract end date	

18/19 Contracted general activity (UDA)	9,011
Carry forward general activity (UDA)	0
18/19 Contracted orthodontic activity (UOA)	0
Carry forward orthodontic activity (UOA)	0
Baseline contract value	£298,441.44

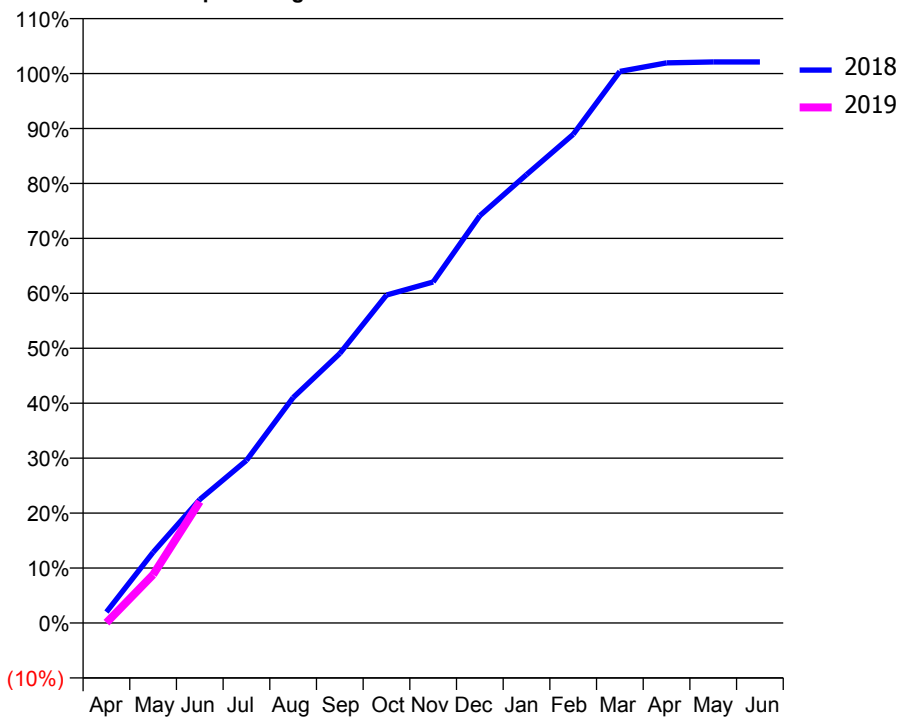
ACCESS*

Patients seen in 24 months	Total	Change since previous quarter
Quarter ending June 2017	1,760	
Quarter ending September 2017	1,763	→
Quarter ending December 2017	1,682	↓
Quarter ending March 2018	1,649	↓
Quarter ending June 2018	1,655	→
Variance since June 2017	(6.0%)	↓



ACTIVITY

Cumulative percentage of contracted UDA delivered 2018 & 2019



Adjusted Scheduled Activity (UDA)

Month	2018	2019
April	180	6
May	1,161	793
June	2,026	1,992
July	2,667	
August	3,697	
September	4,421	
October	5,377	
November	5,591	
December	6,679	
January	7,353	
February	8,014	
March	9,044	
April	9,184	
May	9,200	
June	9,200	

QUALITY

	Quantity	Base Number	Contract	AT	Region	England
% of FP17s for the same patient ID Re-attending within 3 months - Children	15	133	11.3%	9.8%	11.5%	11.5%
% of FP17s for the same patient ID Re-attending within 3 months - Adults	32	249	12.9%	15.4%	16.6%	15.4%
% of FP17s for the same patient ID Re-attending between 3 & 9 months - Children	30	133	22.6%	49.2%	48.8%	58.9%
% of FP17s for the same patient ID Re-attending between 3 & 9 months - Adults	71	249	28.5%	39.1%	39.3%	51.6%
% of FP17s for Band 1 Urgent Courses	0	356	0.0%	10.0%	10.6%	8.9%
% of FP17s Relating to Free Repair or Replacements	0	356	0.0%	0.6%	0.5%	0.8%
% of FP17s Relating to Continuations	0	356	0.0%	0.9%	0.7%	0.9%
% of Patients satisfied with the dentistry they have received	1	1	N/A	91.6%	90.4%	93.2%
% of Patients satisfied with the time they had to wait for an appointment	1	1	N/A	88.0%	85.3%	88.8%

* This is based on patients treated on this contract for their most recent course of treatment. Figures in italics indicate the base number of FP17s or Patient Questionnaire responses are less than 100. N/A is shown where the base number of responses is less than 10 during the period. % is calculated as Quantity/Base number*100

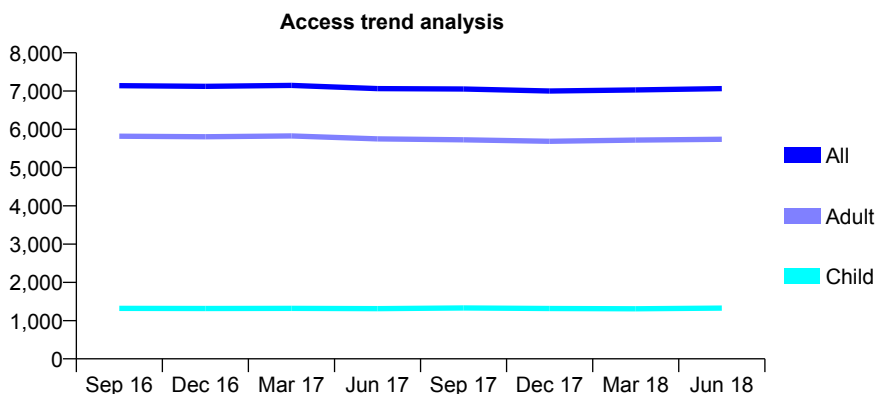
Q63 - Vital Signs At a Glance Contract Report for 990914/0001 - June 2018

Name or company name	MISS AM MANJI
Contract type name	GDS Contract
Purpose of contract	General
Contract start date	27/11/2013
Contract end date	

18/19 Contracted general activity (UDA)	20,500
Carry forward general activity (UDA)	0
18/19 Contracted orthodontic activity (UOA)	0
Carry forward orthodontic activity (UOA)	0
Baseline contract value	£432,309.57

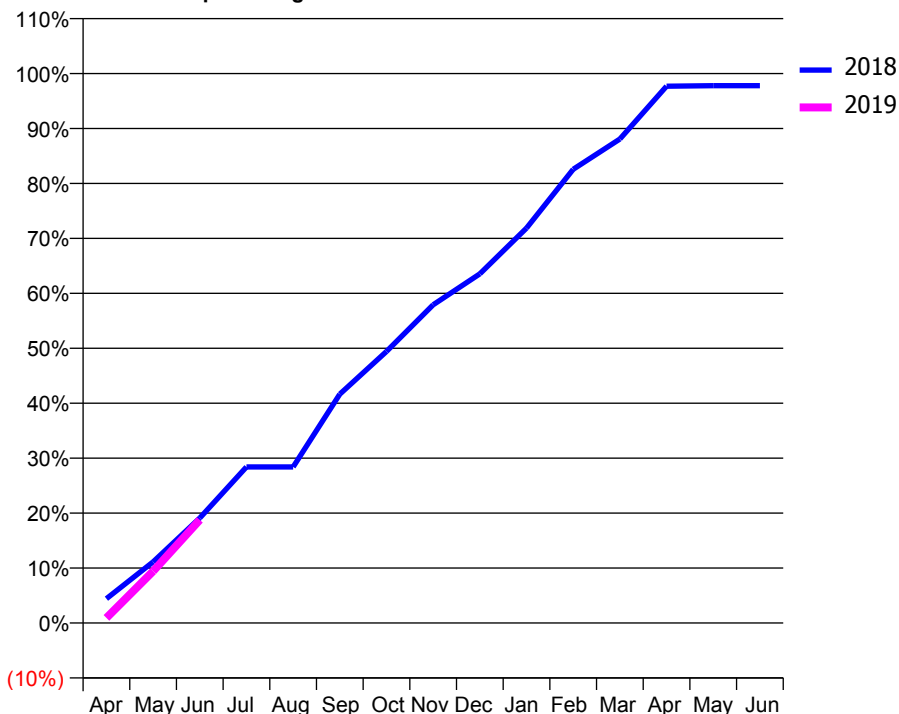
ACCESS*

Patients seen in 24 months	Total	Change since previous quarter
Quarter ending June 2017	7,064	
Quarter ending September 2017	7,053	→
Quarter ending December 2017	7,002	→
Quarter ending March 2018	7,028	→
Quarter ending June 2018	7,065	→
Variance since June 2017	0.0%	→



ACTIVITY

Cumulative percentage of contracted UDA delivered 2018 & 2019



Month	Adjusted Scheduled Activity (UDA)	
	2018	2019
April	910	193
May	2,279	1,933
June	3,916	3,847
July	5,825	
August	5,825	
September	8,539	
October	10,133	
November	11,870	
December	13,027	
January	14,733	
February	16,924	
March	18,057	
April	20,028	
May	20,047	
June	20,047	

QUALITY

	Quantity	Base Number	Contract	AT	Region	England
% of FP17s for the same patient ID Re-attending within 3 months - Children	21	598	3.5%	9.8%	11.5%	11.5%
% of FP17s for the same patient ID Re-attending within 3 months - Adults	383	2,452	15.6%	15.4%	16.6%	15.4%
% of FP17s for the same patient ID Re-attending between 3 & 9 months - Children	388	598	64.9%	49.2%	48.8%	58.9%
% of FP17s for the same patient ID Re-attending between 3 & 9 months - Adults	1,271	2,452	51.8%	39.1%	39.3%	51.6%
% of FP17s for Band 1 Urgent Courses	147	2,082	7.1%	10.0%	10.6%	8.9%
% of FP17s Relating to Free Repair or Replacements	20	2,082	1.0%	0.6%	0.5%	0.8%
% of FP17s Relating to Continuations	54	2,082	2.6%	0.9%	0.7%	0.9%
% of Patients satisfied with the dentistry they have received	4	4	N/A	91.6%	90.4%	93.2%
% of Patients satisfied with the time they had to wait for an appointment	4	4	N/A	88.0%	85.3%	88.8%

* This is based on patients treated on this contract for their most recent course of treatment. Figures in italics indicate the base number of FP17s or Patient Questionnaire responses are less than 100. N/A is shown where the base number of responses is less than 10 during the period. % is calculated as Quantity/Base number*100

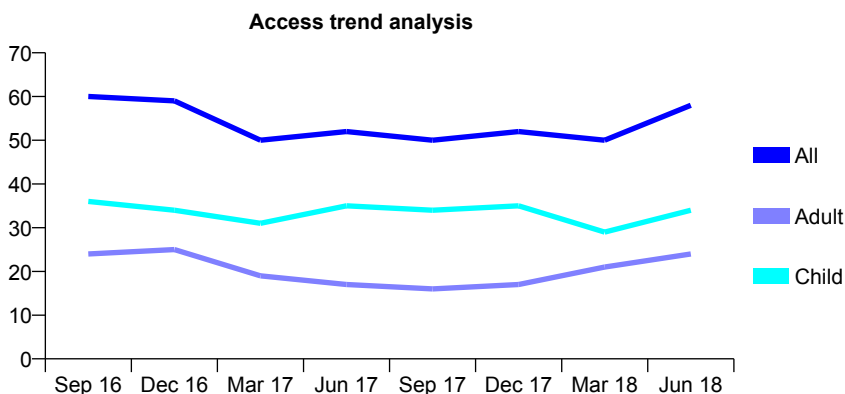
Q63 - Vital Signs At a Glance Contract Report for 998419/0001 - June 2018

Name or company name	MR AJ RUPAREL
Contract type name	GDS Contract
Purpose of contract	General
Contract start date	01/04/2006
Contract end date	

18/19 Contracted general activity (UDA)	100
Carry forward general activity (UDA)	0
18/19 Contracted orthodontic activity (UOA)	0
Carry forward orthodontic activity (UOA)	0
Baseline contract value	£2,549.65

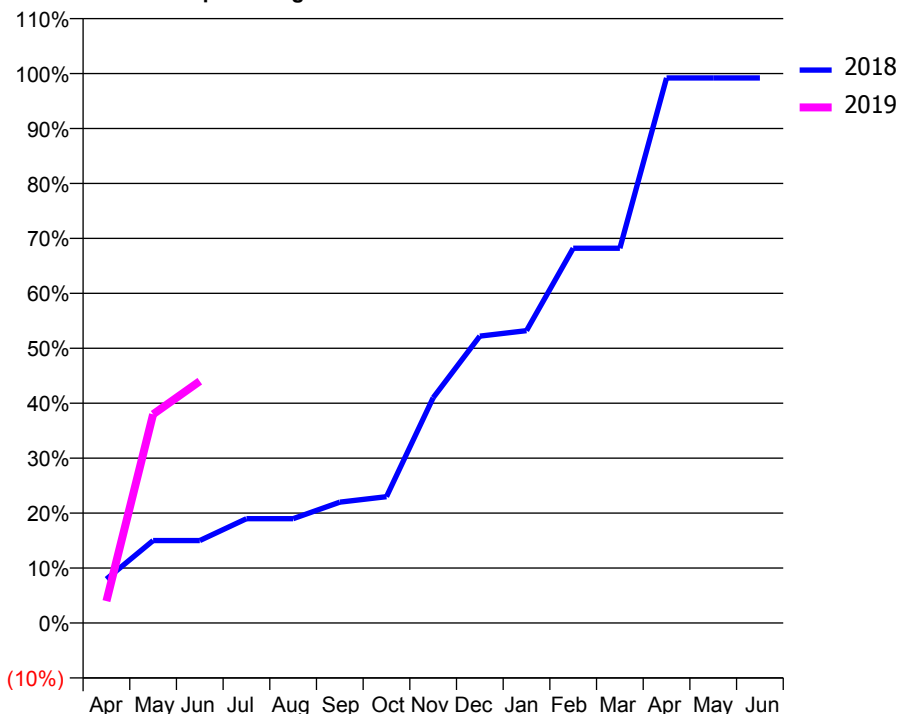
ACCESS*

Patients seen in 24 months	Total	Change since previous quarter
Quarter ending June 2017	52	
Quarter ending September 2017	50	↓
Quarter ending December 2017	52	↑
Quarter ending March 2018	50	↓
Quarter ending June 2018	58	↑
Variance since June 2017	11.5%	↑



ACTIVITY

Cumulative percentage of contracted UDA delivered 2018 & 2019



Month	Adjusted Scheduled Activity (UDA)	
	2018	2019
April	8	4
May	15	38
June	15	44
July	19	
August	19	
September	22	
October	23	
November	41	
December	52	
January	53	
February	68	
March	68	
April	99	
May	99	
June	99	

QUALITY

	Quantity	Base Number	Contract	AT	Region	England
% of FP17s for the same patient ID Re-attending within 3 months - Children	0	21	0.0%	9.8%	11.5%	11.5%
% of FP17s for the same patient ID Re-attending within 3 months - Adults	1	8	12.5%	15.4%	16.6%	15.4%
% of FP17s for the same patient ID Re-attending between 3 & 9 months - Children	4	21	19.0%	49.2%	48.8%	58.9%
% of FP17s for the same patient ID Re-attending between 3 & 9 months - Adults	2	8	25.0%	39.1%	39.3%	51.6%
% of FP17s for Band 1 Urgent Courses	0	21	0.0%	10.0%	10.6%	8.9%
% of FP17s Relating to Free Repair or Replacements	0	21	0.0%	0.6%	0.5%	0.8%
% of FP17s Relating to Continuations	0	21	0.0%	0.9%	0.7%	0.9%
% of Patients satisfied with the dentistry they have received	0	0	N/A	91.6%	90.4%	93.2%
% of Patients satisfied with the time they had to wait for an appointment	0	0	N/A	88.0%	85.3%	88.8%

* This is based on patients treated on this contract for their most recent course of treatment. Figures in italics indicate the base number of FP17s or Patient Questionnaire responses are less than 100. N/A is shown where the base number of responses is less than 10 during the period. % is calculated as Quantity/Base number*100