

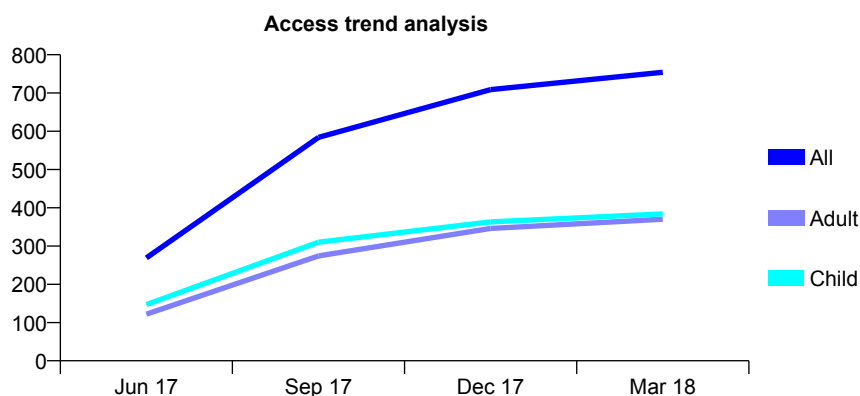
Q64 - Vital Signs At a Glance Contract Report for 100268/0000 - Year end March 2018

Name or company name	Xeon Smiles UK Ltd
Contract type name	GDS Contract
Purpose of contract	General
Contract start date	01/04/2017
Contract end date	

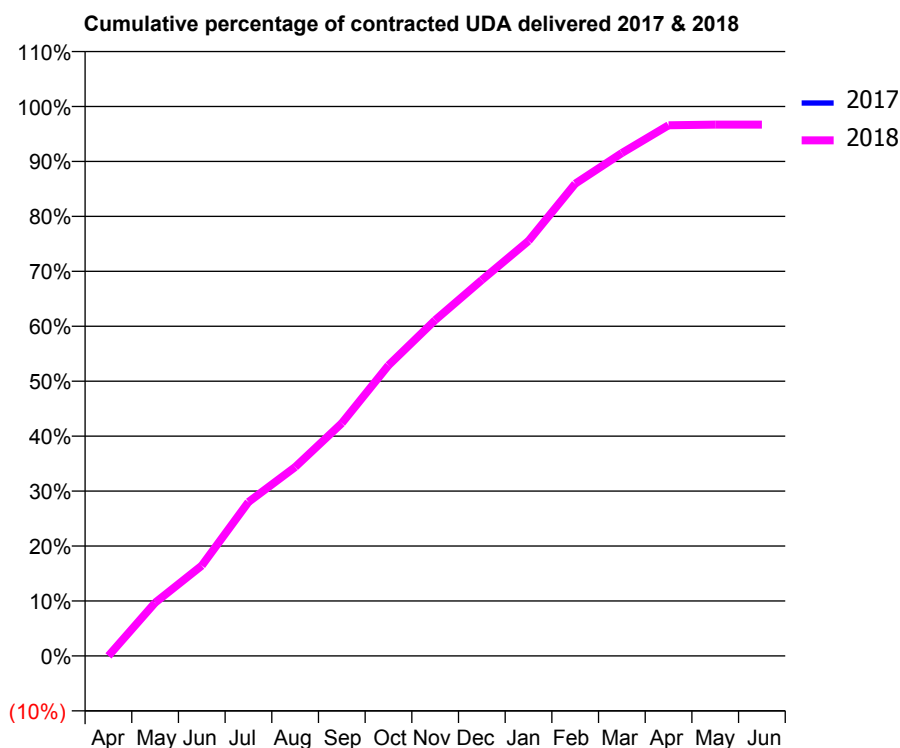
17/18 Contracted general activity (UDA)	2,000
Carry forward general activity (UDA)	0
17/18 Contracted orthodontic activity (UOA)	0
Carry forward orthodontic activity (UOA)	0
Baseline contract value	£43,539.20

ACCESS*

Patients seen in 24 months	Total	Change since previous quarter
Quarter ending March 2017	0	
Quarter ending June 2017	269	↑
Quarter ending September 2017	584	↑
Quarter ending December 2017	709	↑
Quarter ending March 2018	754	↑
Variance since March 2017	N/A	



ACTIVITY



Month	Adjusted Scheduled Activity (UDA)	
	2017	2018
April	0	0
May	0	194
June	0	329
July	0	560
August	0	688
September	0	847
October	0	1,058
November	0	1,222
December	0	1,369
January	0	1,511
February	0	1,719
March	0	1,831
April	0	1,932
May	0	1,934
June	0	1,934

QUALITY

	Quantity	Base Number	Contract	AT	Region	England
% of FP17s for the same patient ID Re-attending within 3 months - Children	17	642	2.6%	9.1%	11.5%	11.9%
% of FP17s for the same patient ID Re-attending within 3 months - Adults	22	546	4.0%	13.5%	15.9%	16.0%
% of FP17s for the same patient ID Re-attending between 3 & 9 months - Children	195	642	30.4%	61.7%	60.6%	58.3%
% of FP17s for the same patient ID Re-attending between 3 & 9 months - Adults	145	546	26.6%	51.8%	51.6%	50.3%
% of FP17s for Band 1 Urgent Courses	45	1,243	3.6%	8.1%	9.5%	9.1%
% of FP17s Relating to Free Repair or Replacements	0	1,243	0.0%	0.7%	0.7%	0.8%
% of FP17s Relating to Continuations	0	1,243	0.0%	1.0%	1.0%	1.0%
% of Patients satisfied with the dentistry they have received	0	0	N/A	92.8%	92.0%	91.5%
% of Patients satisfied with the time they had to wait for an appointment	0	0	N/A	88.4%	88.1%	87.9%

* This is based on patients treated on this contract for their most recent course of treatment. Figures in italics indicate the base number of FP17s or Patient Questionnaire responses are less than 100. N/A is shown where the base number of responses is less than 10 during the period. % is calculated as Quantity/Base number*100

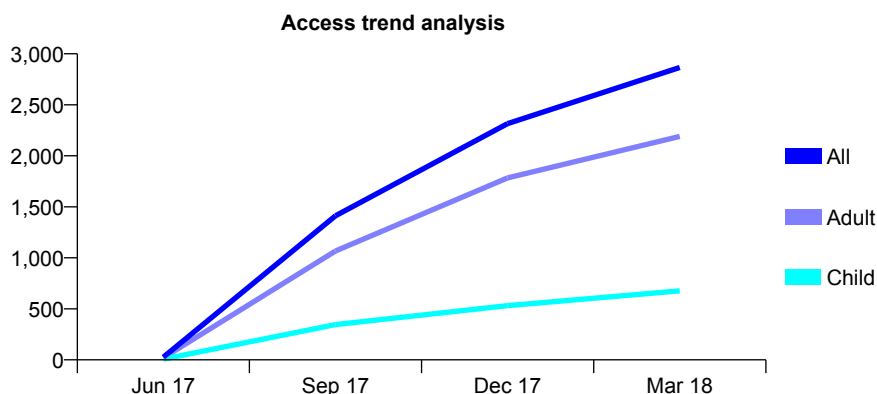
Q64 - Vital Signs At a Glance Contract Report for 100426/0000 - Year end March 2018

Name or company name	OASIS DENTAL CARE LTD
Contract type name	PDS Contract
Purpose of contract	General
Contract start date	01/04/2017
Contract end date	31/03/2022

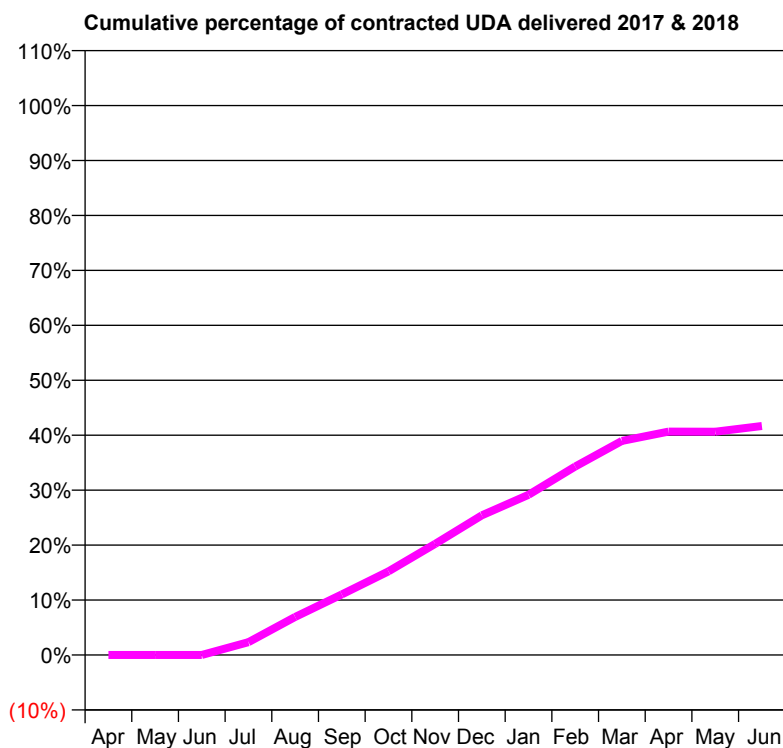
17/18 Contracted general activity (UDA)	22,359
Carry forward general activity (UDA)	0
17/18 Contracted orthodontic activity (UOA)	0
Carry forward orthodontic activity (UOA)	0
Baseline contract value	£530,985.00

ACCESS*

Patients seen in 24 months	Total	Change since previous quarter
Quarter ending March 2017	0	
Quarter ending June 2017	27	↑
Quarter ending September 2017	1,413	↑
Quarter ending December 2017	2,316	↑
Quarter ending March 2018	2,866	↑
Variance since March 2017	N/A	



ACTIVITY



Month	Adjusted Scheduled Activity (UDA)	
	2017	2018
April	0	0
May	0	0
June	0	0
July	0	526
August	0	1,547
September	0	2,466
October	0	3,406
November	0	4,524
December	0	5,683
January	0	6,517
February	0	7,671
March	0	8,711
April	0	9,089
May	0	9,083
June	0	9,320

QUALITY

	Quantity	Base Number	Contract	AT	Region	England
% of FP17s for the same patient ID Re-attending within 3 months - Children	55	947	5.8%	9.1%	11.5%	11.9%
% of FP17s for the same patient ID Re-attending within 3 months - Adults	361	3,162	11.4%	13.5%	15.9%	16.0%
% of FP17s for the same patient ID Re-attending between 3 & 9 months - Children	177	947	18.7%	61.7%	60.6%	58.3%
% of FP17s for the same patient ID Re-attending between 3 & 9 months - Adults	495	3,162	15.7%	51.8%	51.6%	50.3%
% of FP17s for Band 1 Urgent Courses	447	4,282	10.4%	8.1%	9.5%	9.1%
% of FP17s Relating to Free Repair or Replacements	4	4,282	0.1%	0.7%	0.7%	0.8%
% of FP17s Relating to Continuations	47	4,282	1.1%	1.0%	1.0%	1.0%
% of Patients satisfied with the dentistry they have received	4	5	N/A	92.8%	92.0%	91.5%
% of Patients satisfied with the time they had to wait for an appointment	5	5	N/A	88.4%	88.1%	87.9%

* This is based on patients treated on this contract for their most recent course of treatment. Figures in italics indicate the base number of FP17s or Patient Questionnaire responses are less than 100. N/A is shown where the base number of responses is less than 10 during the period. % is calculated as Quantity/Base number*100

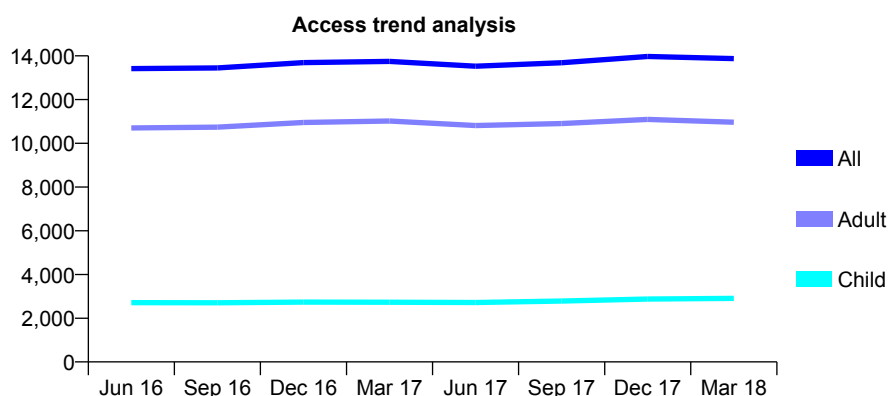
Q64 - Vital Signs At a Glance Contract Report for 101192/0008 - Year end March 2018

Name or company name	Community Dental Centres Ltd
Contract type name	GDS Contract
Purpose of contract	General
Contract start date	01/04/2006
Contract end date	

17/18 Contracted general activity (UDA)	35,500
Carry forward general activity (UDA)	-264
17/18 Contracted orthodontic activity (UOA)	0
Carry forward orthodontic activity (UOA)	0
Baseline contract value	£849,666.77

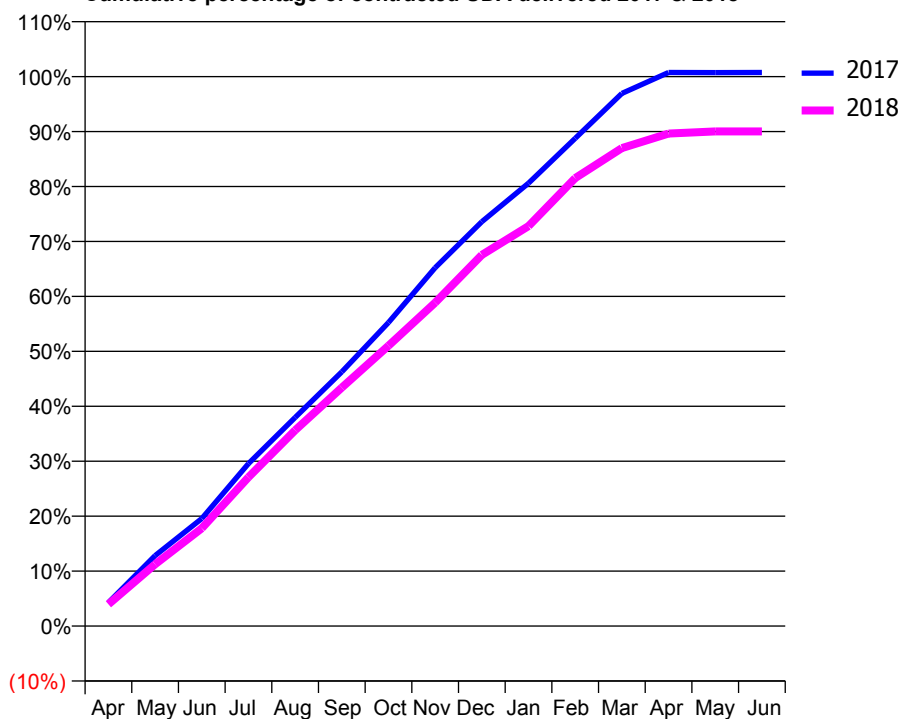
ACCESS*

Patients seen in 24 months	Total	Change since previous quarter
Quarter ending March 2017	13,747	
Quarter ending June 2017	13,529	↓
Quarter ending September 2017	13,688	→
Quarter ending December 2017	13,970	↑
Quarter ending March 2018	13,874	→
Variance since March 2017	0.9%	→



ACTIVITY

Cumulative percentage of contracted UDA delivered 2017 & 2018



Adjusted Scheduled Activity (UDA)

Month	2017	2018
April	1,522	1,412
May	4,550	3,995
June	6,944	6,315
July	10,494	9,616
August	13,476	12,649
September	16,426	15,411
October	19,611	18,111
November	23,155	20,894
December	26,127	23,979
January	28,610	25,839
February	31,504	28,941
March	34,416	30,876
April	35,761	31,820
May	35,759	31,957
June	35,764	31,957

QUALITY

	Quantity	Base Number	Contract	AT	Region	England
% of FP17s for the same patient ID Re-attending within 3 months - Children	180	3,798	4.7%	9.1%	11.5%	11.9%
% of FP17s for the same patient ID Re-attending within 3 months - Adults	1,448	12,226	11.8%	13.5%	15.9%	16.0%
% of FP17s for the same patient ID Re-attending between 3 & 9 months - Children	2,151	3,798	56.6%	61.7%	60.6%	58.3%
% of FP17s for the same patient ID Re-attending between 3 & 9 months - Adults	5,584	12,226	45.7%	51.8%	51.6%	50.3%
% of FP17s for Band 1 Urgent Courses	1,407	16,020	8.8%	8.1%	9.5%	9.1%
% of FP17s Relating to Free Repair or Replacements	80	16,020	0.5%	0.7%	0.7%	0.8%
% of FP17s Relating to Continuations	210	16,020	1.3%	1.0%	1.0%	1.0%
% of Patients satisfied with the dentistry they have received	10	11	90.9%	92.8%	92.0%	91.5%
% of Patients satisfied with the time they had to wait for an appointment	10	11	90.9%	88.4%	88.1%	87.9%

* This is based on patients treated on this contract for their most recent course of treatment. Figures in italics indicate the base number of FP17s or Patient Questionnaire responses are less than 100. N/A is shown where the base number of responses is less than 10 during the period. % is calculated as Quantity/Base number*100

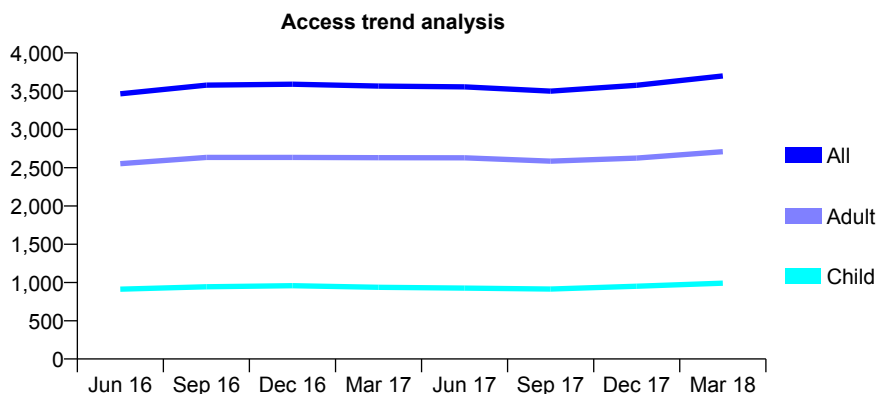
Q64 - Vital Signs At a Glance Contract Report for 101192/0010 - Year end March 2018

Name or company name	Community Dental Centres Ltd
Contract type name	GDS Contract
Purpose of contract	General
Contract start date	01/11/2008
Contract end date	

17/18 Contracted general activity (UDA)	12,044
Carry forward general activity (UDA)	0
17/18 Contracted orthodontic activity (UOA)	0
Carry forward orthodontic activity (UOA)	0
Baseline contract value	£286,286.20

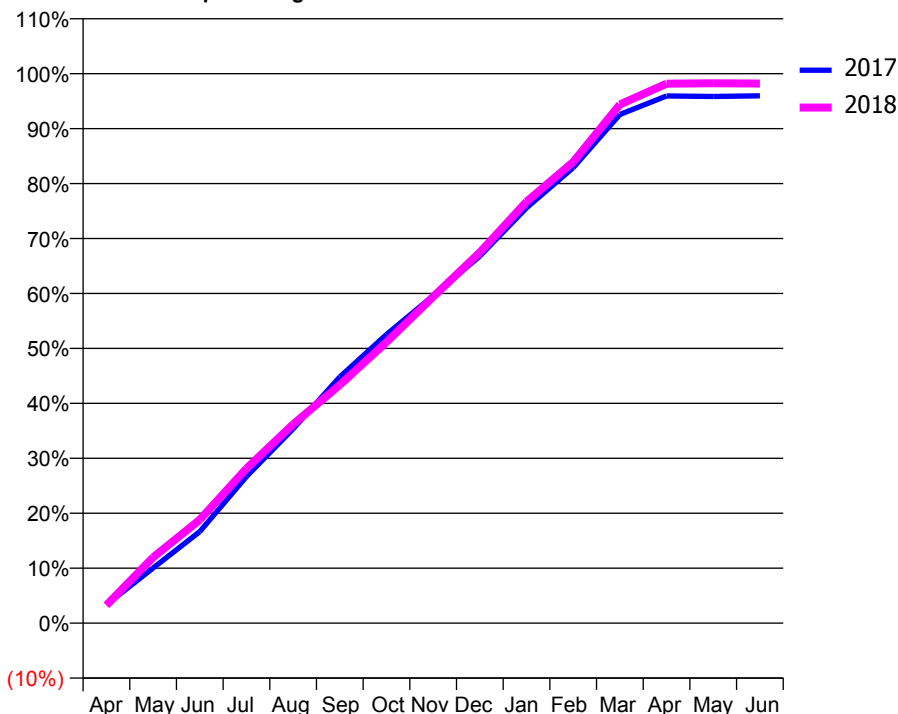
ACCESS*

Patients seen in 24 months	Total	Change since previous quarter
Quarter ending March 2017	3,567	
Quarter ending June 2017	3,556	→
Quarter ending September 2017	3,501	↓
Quarter ending December 2017	3,577	↑
Quarter ending March 2018	3,700	↑
Variance since March 2017	3.7%	↑



ACTIVITY

Cumulative percentage of contracted UDA delivered 2017 & 2018



Month	Adjusted Scheduled Activity (UDA)	
	2017	2018
April	404	393
May	1,209	1,442
June	2,007	2,268
July	3,215	3,389
August	4,260	4,359
September	5,397	5,222
October	6,328	6,160
November	7,178	7,154
December	8,044	8,126
January	9,103	9,237
February	9,983	10,108
March	11,149	11,367
April	11,554	11,825
May	11,544	11,832
June	11,557	11,826

QUALITY

	Quantity	Base Number	Contract	AT	Region	England
% of FP17s for the same patient ID Re-attending within 3 months - Children	85	1,266	6.7%	9.1%	11.5%	11.9%
% of FP17s for the same patient ID Re-attending within 3 months - Adults	460	3,228	14.3%	13.5%	15.9%	16.0%
% of FP17s for the same patient ID Re-attending between 3 & 9 months - Children	697	1,266	55.1%	61.7%	60.6%	58.3%
% of FP17s for the same patient ID Re-attending between 3 & 9 months - Adults	1,520	3,228	47.1%	51.8%	51.6%	50.3%
% of FP17s for Band 1 Urgent Courses	469	4,519	10.4%	8.1%	9.5%	9.1%
% of FP17s Relating to Free Repair or Replacements	10	4,519	0.2%	0.7%	0.7%	0.8%
% of FP17s Relating to Continuations	55	4,519	1.2%	1.0%	1.0%	1.0%
% of Patients satisfied with the dentistry they have received	9	9	N/A	92.8%	92.0%	91.5%
% of Patients satisfied with the time they had to wait for an appointment	9	9	N/A	88.4%	88.1%	87.9%

* This is based on patients treated on this contract for their most recent course of treatment. Figures in italics indicate the base number of FP17s or Patient Questionnaire responses are less than 100. N/A is shown where the base number of responses is less than 10 during the period. % is calculated as Quantity/Base number*100

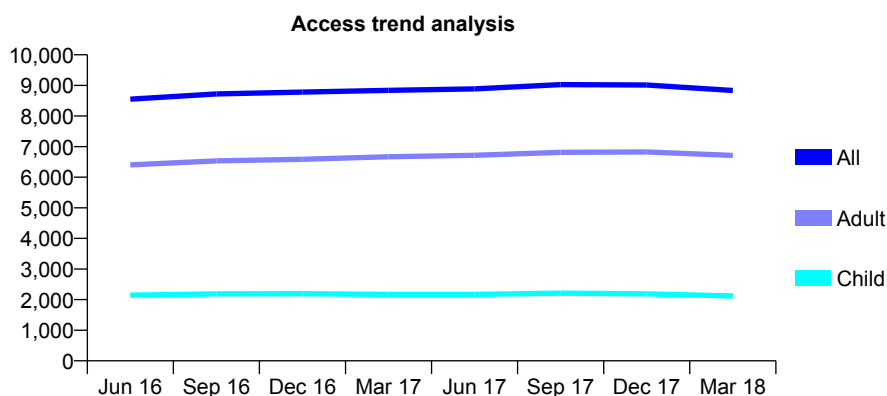
Q64 - Vital Signs At a Glance Contract Report for 101281/0022 - Year end March 2018

Name or company name	OASIS DENTAL CARE LTD
Contract type name	PDS Contract
Purpose of contract	General
Contract start date	01/04/2006
Contract end date	17/05/2020

17/18 Contracted general activity (UDA)	26,000
Carry forward general activity (UDA)	67
17/18 Contracted orthodontic activity (UOA)	0
Carry forward orthodontic activity (UOA)	0
Baseline contract value	£607,598.21

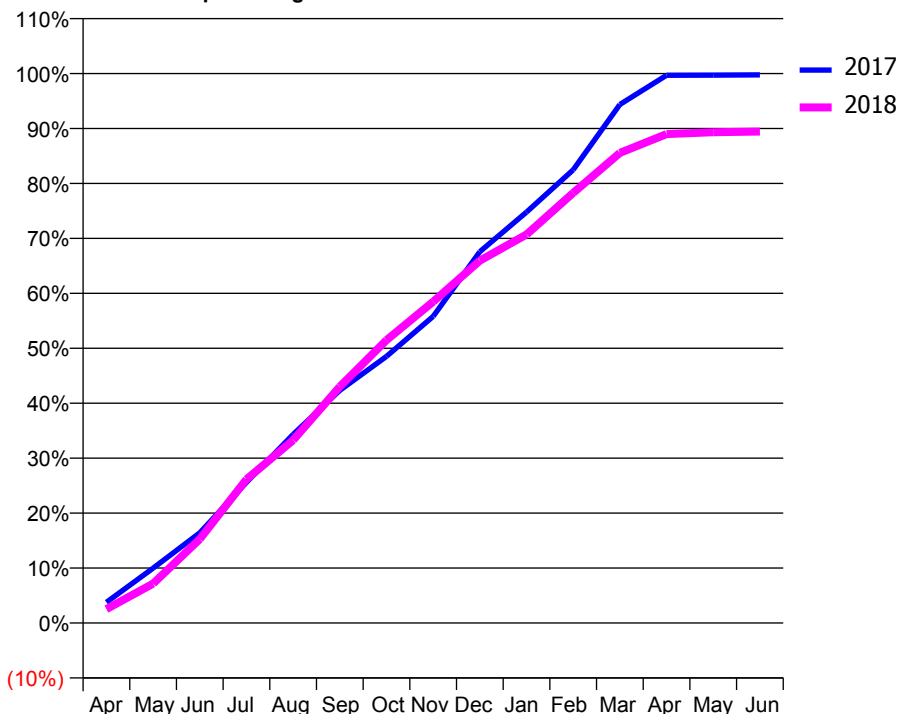
ACCESS*

Patients seen in 24 months	Total	Change since previous quarter
Quarter ending March 2017	8,839	
Quarter ending June 2017	8,888	→
Quarter ending September 2017	9,025	→
Quarter ending December 2017	9,015	→
Quarter ending March 2018	8,835	↓
Variance since March 2017	(0.0%)	→



ACTIVITY

Cumulative percentage of contracted UDA delivered 2017 & 2018



Month	Adjusted Scheduled Activity (UDA)	
	2017	2018
April	981	659
May	2,596	1,863
June	4,268	3,973
July	6,654	6,797
August	8,922	8,651
September	11,007	11,183
October	12,616	13,383
November	14,511	15,201
December	17,568	17,144
January	19,440	18,381
February	21,445	20,352
March	24,536	22,245
April	25,917	23,135
May	25,921	23,225
June	25,933	23,256

QUALITY

	Quantity	Base Number	Contract	AT	Region	England
% of FP17s for the same patient ID Re-attending within 3 months - Children	207	2,930	7.1%	9.1%	11.5%	11.9%
% of FP17s for the same patient ID Re-attending within 3 months - Adults	1,403	8,844	15.9%	13.5%	15.9%	16.0%
% of FP17s for the same patient ID Re-attending between 3 & 9 months - Children	1,735	2,930	59.2%	61.7%	60.6%	58.3%
% of FP17s for the same patient ID Re-attending between 3 & 9 months - Adults	4,655	8,844	52.6%	51.8%	51.6%	50.3%
% of FP17s for Band 1 Urgent Courses	1,362	11,632	11.7%	8.1%	9.5%	9.1%
% of FP17s Relating to Free Repair or Replacements	62	11,632	0.5%	0.7%	0.7%	0.8%
% of FP17s Relating to Continuations	96	11,632	0.8%	1.0%	1.0%	1.0%
% of Patients satisfied with the dentistry they have received	20	20	100.0%	92.8%	92.0%	91.5%
% of Patients satisfied with the time they had to wait for an appointment	18	20	90.0%	88.4%	88.1%	87.9%

* This is based on patients treated on this contract for their most recent course of treatment. Figures in italics indicate the base number of FP17s or Patient Questionnaire responses are less than 100. N/A is shown where the base number of responses is less than 10 during the period. % is calculated as Quantity/Base number*100

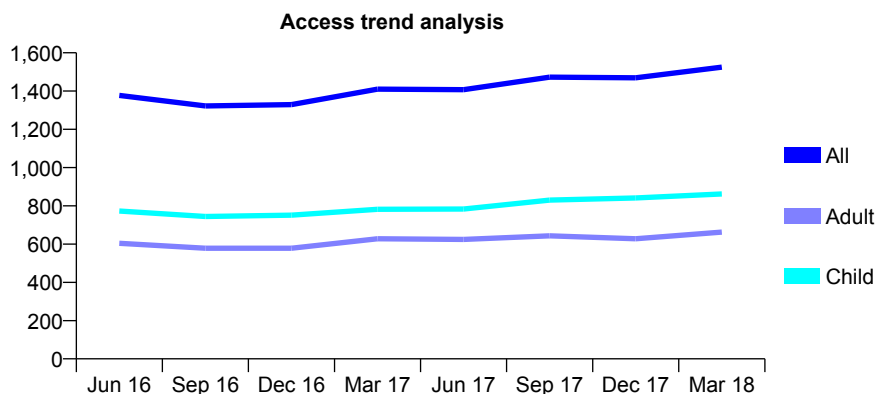
Q64 - Vital Signs At a Glance Contract Report for 101281/0110 - Year end March 2018

Name or company name	OASIS DENTAL CARE LTD
Contract type name	PDS Contract
Purpose of contract	General
Contract start date	01/04/2006
Contract end date	30/09/2018

17/18 Contracted general activity (UDA)	3,915
Carry forward general activity (UDA)	-78
17/18 Contracted orthodontic activity (UOA)	0
Carry forward orthodontic activity (UOA)	0
Baseline contract value	£91,542.23

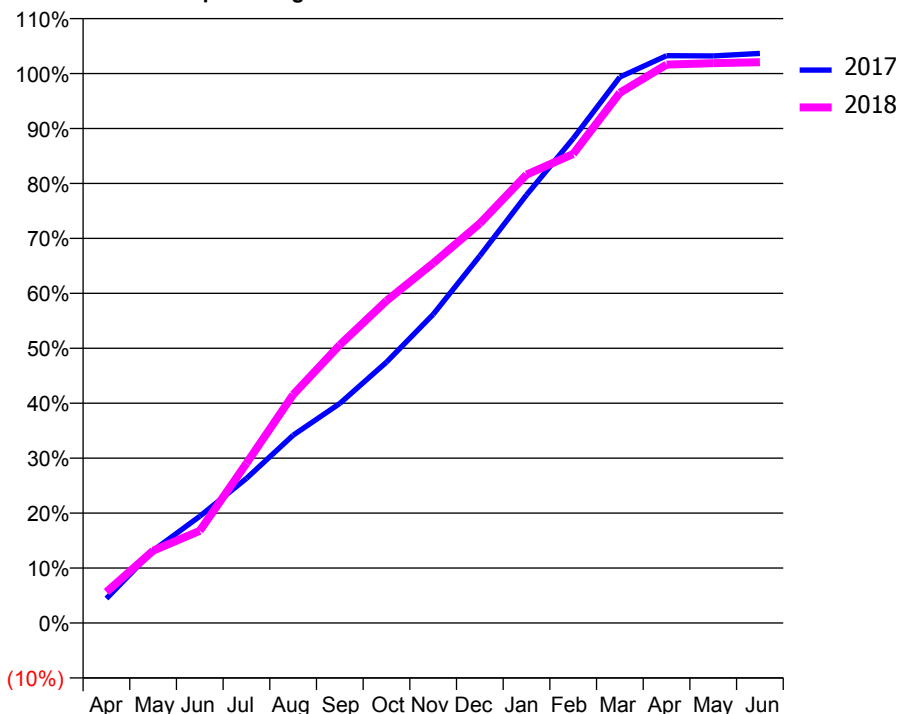
ACCESS*

Patients seen in 24 months	Total	Change since previous quarter
Quarter ending March 2017	1,410	
Quarter ending June 2017	1,407	→
Quarter ending September 2017	1,473	↑
Quarter ending December 2017	1,469	→
Quarter ending March 2018	1,525	↑
Variance since March 2017	8.2%	↑



ACTIVITY

Cumulative percentage of contracted UDA delivered 2017 & 2018



Month	Adjusted Scheduled Activity (UDA)	
	2017	2018
April	175	221
May	516	516
June	761	657
July	1,031	1,138
August	1,339	1,627
September	1,564	1,982
October	1,859	2,296
November	2,199	2,564
December	2,616	2,847
January	3,050	3,194
February	3,452	3,342
March	3,890	3,778
April	4,042	3,979
May	4,040	3,989
June	4,058	3,996

QUALITY

	Quantity	Base Number	Contract	AT	Region	England
% of FP17s for the same patient ID Re-attending within 3 months - Children	106	1,228	8.6%	9.1%	11.5%	11.9%
% of FP17s for the same patient ID Re-attending within 3 months - Adults	146	792	18.4%	13.5%	15.9%	16.0%
% of FP17s for the same patient ID Re-attending between 3 & 9 months - Children	682	1,228	55.5%	61.7%	60.6%	58.3%
% of FP17s for the same patient ID Re-attending between 3 & 9 months - Adults	360	792	45.5%	51.8%	51.6%	50.3%
% of FP17s for Band 1 Urgent Courses	225	2,044	11.0%	8.1%	9.5%	9.1%
% of FP17s Relating to Free Repair or Replacements	13	2,044	0.6%	0.7%	0.7%	0.8%
% of FP17s Relating to Continuations	0	2,044	0.0%	1.0%	1.0%	1.0%
% of Patients satisfied with the dentistry they have received	0	0	N/A	92.8%	92.0%	91.5%
% of Patients satisfied with the time they had to wait for an appointment	0	0	N/A	88.4%	88.1%	87.9%

* This is based on patients treated on this contract for their most recent course of treatment. Figures in italics indicate the base number of FP17s or Patient Questionnaire responses are less than 100. N/A is shown where the base number of responses is less than 10 during the period. % is calculated as Quantity/Base number*100

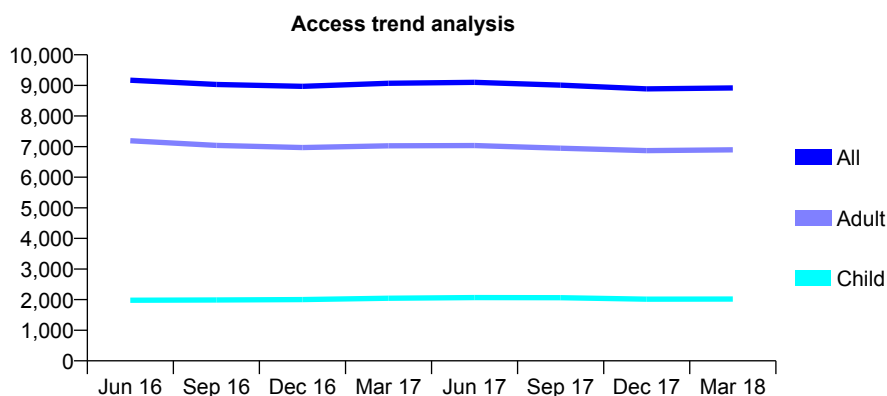
Q64 - Vital Signs At a Glance Contract Report for 101281/0188 - Year end March 2018

Name or company name	OASIS DENTAL CARE LTD
Contract type name	GDS Contract
Purpose of contract	General
Contract start date	23/10/2008
Contract end date	

17/18 Contracted general activity (UDA)	32,000
Carry forward general activity (UDA)	0
17/18 Contracted orthodontic activity (UOA)	0
Carry forward orthodontic activity (UOA)	0
Baseline contract value	£755,296.07

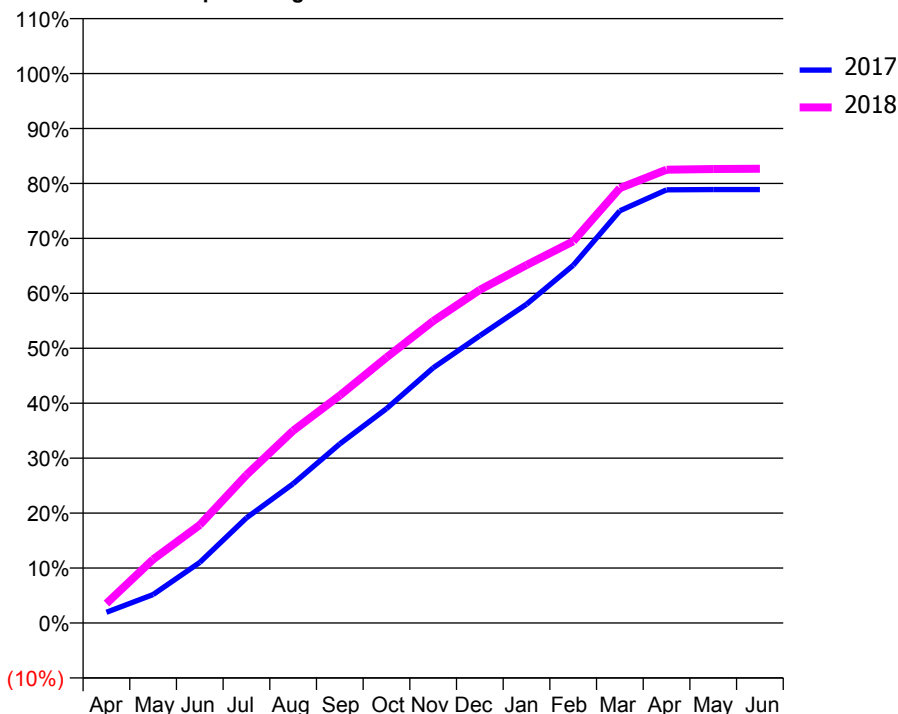
ACCESS*

Patients seen in 24 months	Total	Change since previous quarter
Quarter ending March 2017	9,070	
Quarter ending June 2017	9,102	→
Quarter ending September 2017	9,010	↓
Quarter ending December 2017	8,885	↓
Quarter ending March 2018	8,918	→
Variance since March 2017	(1.7%)	↓



ACTIVITY

Cumulative percentage of contracted UDA delivered 2017 & 2018



Month	Adjusted Scheduled Activity (UDA)	
	2017	2018
April	627	1,140
May	1,656	3,711
June	3,526	5,709
July	6,126	8,620
August	8,109	11,201
September	10,436	13,251
October	12,481	15,467
November	14,860	17,584
December	16,729	19,399
January	18,560	20,847
February	20,834	22,230
March	24,010	25,323
April	25,226	26,398
May	25,244	26,439
June	25,244	26,455

QUALITY

	Quantity	Base Number	Contract	AT	Region	England
% of FP17s for the same patient ID Re-attending within 3 months - Children	274	3,018	9.1%	9.1%	11.5%	11.9%
% of FP17s for the same patient ID Re-attending within 3 months - Adults	1,662	10,395	16.0%	13.5%	15.9%	16.0%
% of FP17s for the same patient ID Re-attending between 3 & 9 months - Children	1,866	3,018	61.8%	61.7%	60.6%	58.3%
% of FP17s for the same patient ID Re-attending between 3 & 9 months - Adults	6,196	10,395	59.6%	51.8%	51.6%	50.3%
% of FP17s for Band 1 Urgent Courses	1,130	13,375	8.4%	8.1%	9.5%	9.1%
% of FP17s Relating to Free Repair or Replacements	301	13,375	2.3%	0.7%	0.7%	0.8%
% of FP17s Relating to Continuations	275	13,375	2.1%	1.0%	1.0%	1.0%
% of Patients satisfied with the dentistry they have received	20	26	76.9%	92.8%	92.0%	91.5%
% of Patients satisfied with the time they had to wait for an appointment	22	26	84.6%	88.4%	88.1%	87.9%

* This is based on patients treated on this contract for their most recent course of treatment. Figures in italics indicate the base number of FP17s or Patient Questionnaire responses are less than 100. N/A is shown where the base number of responses is less than 10 during the period. % is calculated as Quantity/Base number*100

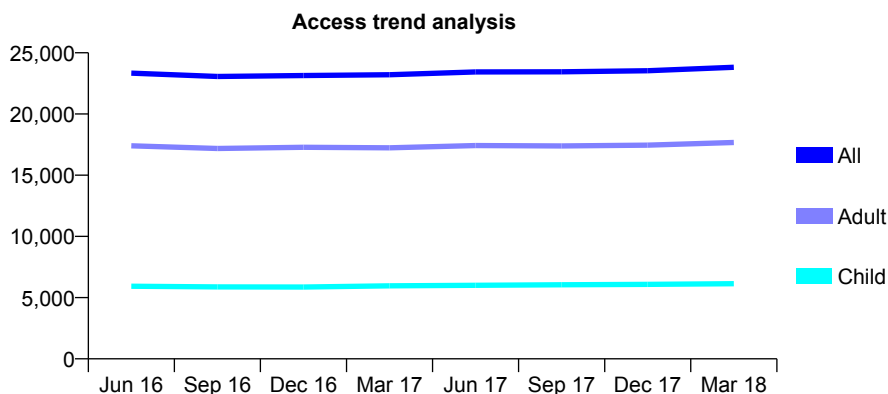
Q64 - Vital Signs At a Glance Contract Report for 101338/0028 - Year end March 2018

Name or company name	Whitecross Dental Care Limited
Contract type name	GDS Contract
Purpose of contract	General
Contract start date	01/04/2006
Contract end date	

17/18 Contracted general activity (UDA)	64,500
Carry forward general activity (UDA)	-137
17/18 Contracted orthodontic activity (UOA)	0
Carry forward orthodontic activity (UOA)	0
Baseline contract value	£1,496,865.31

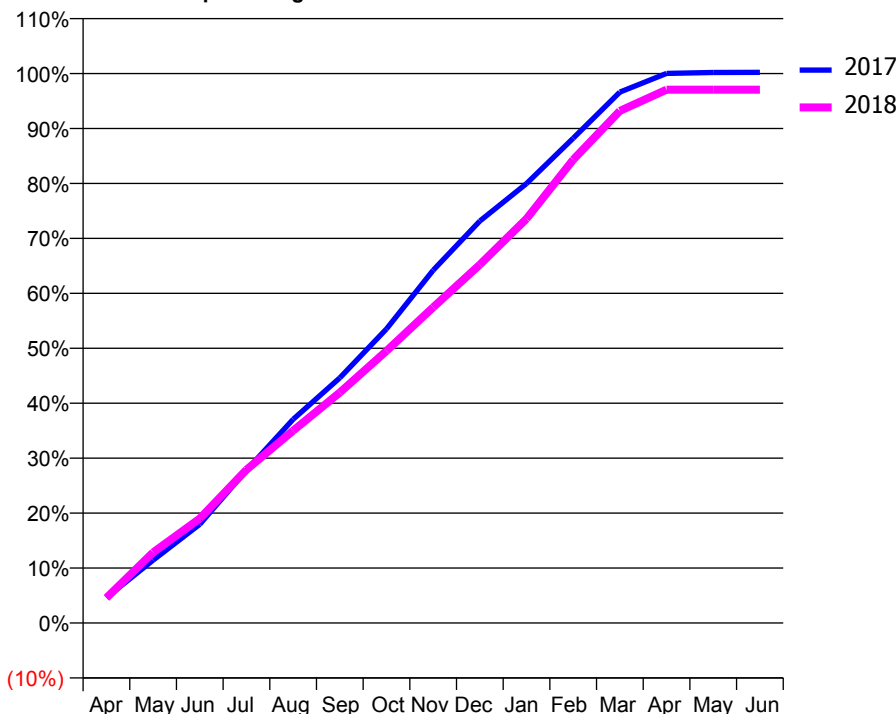
ACCESS*

Patients seen in 24 months	Total	Change since previous quarter
Quarter ending March 2017	23,203	
Quarter ending June 2017	23,435	→
Quarter ending September 2017	23,447	→
Quarter ending December 2017	23,538	→
Quarter ending March 2018	23,813	→
Variance since March 2017	2.6%	↑



ACTIVITY

Cumulative percentage of contracted UDA delivered 2017 & 2018



Month	Adjusted Scheduled Activity (UDA)	
	2017	2018
April	2,987	2,954
May	7,386	8,289
June	11,596	12,257
July	17,926	17,989
August	23,904	22,582
September	28,780	27,053
October	34,527	31,935
November	41,415	37,055
December	47,177	42,060
January	51,587	47,451
February	56,897	54,380
March	62,326	60,117
April	64,508	62,607
May	64,615	62,604
June	64,637	62,605

QUALITY

	Quantity	Base Number	Contract	AT	Region	England
% of FP17s for the same patient ID Re-attending within 3 months - Children	577	8,917	6.5%	9.1%	11.5%	11.9%
% of FP17s for the same patient ID Re-attending within 3 months - Adults	1,900	19,894	9.6%	13.5%	15.9%	16.0%
% of FP17s for the same patient ID Re-attending between 3 & 9 months - Children	5,271	8,917	59.1%	61.7%	60.6%	58.3%
% of FP17s for the same patient ID Re-attending between 3 & 9 months - Adults	9,143	19,894	46.0%	51.8%	51.6%	50.3%
% of FP17s for Band 1 Urgent Courses	1,176	28,875	4.1%	8.1%	9.5%	9.1%
% of FP17s Relating to Free Repair or Replacements	191	28,875	0.7%	0.7%	0.7%	0.8%
% of FP17s Relating to Continuations	464	28,875	1.6%	1.0%	1.0%	1.0%
% of Patients satisfied with the dentistry they have received	34	38	89.5%	92.8%	92.0%	91.5%
% of Patients satisfied with the time they had to wait for an appointment	34	38	89.5%	88.4%	88.1%	87.9%

* This is based on patients treated on this contract for their most recent course of treatment. Figures in italics indicate the base number of FP17s or Patient Questionnaire responses are less than 100. N/A is shown where the base number of responses is less than 10 during the period. % is calculated as Quantity/Base number*100

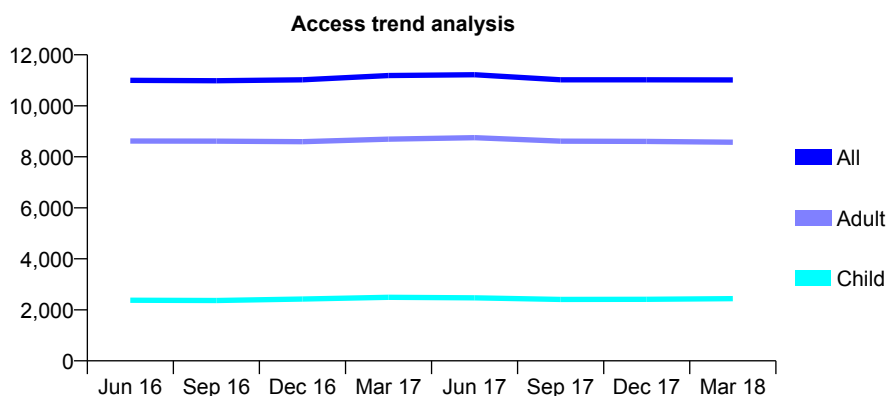
Q64 - Vital Signs At a Glance Contract Report for 101338/0031 - Year end March 2018

Name or company name	Whitecross Dental Care Limited
Contract type name	GDS Contract
Purpose of contract	General
Contract start date	01/04/2006
Contract end date	

17/18 Contracted general activity (UDA)	33,300
Carry forward general activity (UDA)	920
17/18 Contracted orthodontic activity (UOA)	0
Carry forward orthodontic activity (UOA)	0
Baseline contract value	£798,873.43

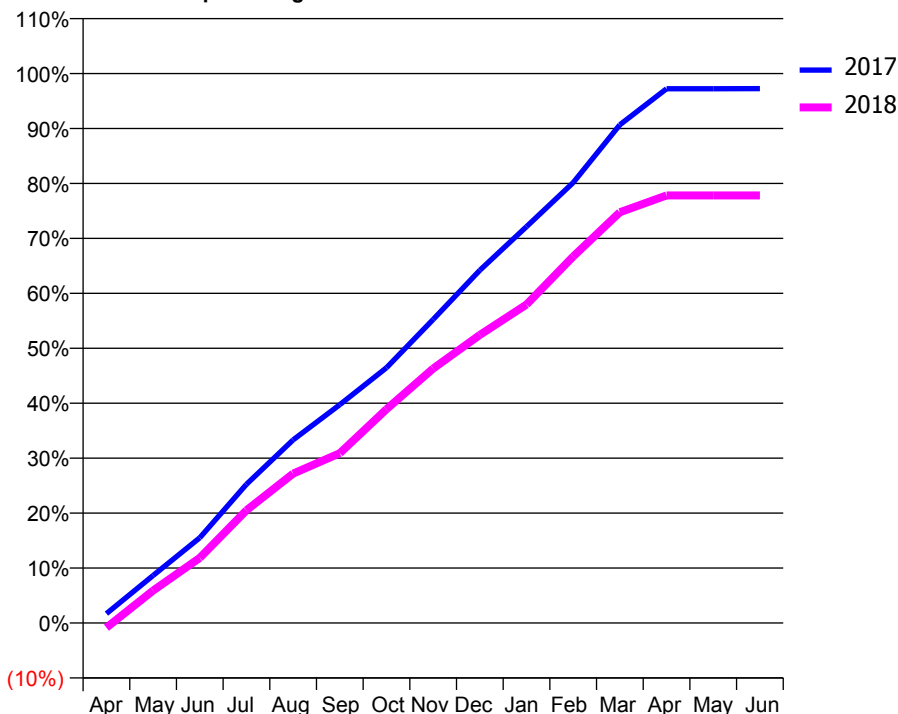
ACCESS*

Patients seen in 24 months	Total	Change since previous quarter
Quarter ending March 2017	11,187	
Quarter ending June 2017	11,220	→
Quarter ending September 2017	11,020	↓
Quarter ending December 2017	11,017	→
Quarter ending March 2018	11,014	→
Variance since March 2017	(1.5%)	↓



ACTIVITY

Cumulative percentage of contracted UDA delivered 2017 & 2018



Month	Adjusted Scheduled Activity (UDA)	
	2017	2018
April	571	-286
May	2,878	1,968
June	5,164	3,949
July	8,405	6,835
August	11,102	9,052
September	13,229	10,288
October	15,470	12,959
November	18,399	15,424
December	21,376	17,458
January	24,024	19,302
February	26,686	22,211
March	30,196	24,894
April	32,377	25,910
May	32,378	25,913
June	32,380	25,913

QUALITY

	Quantity	Base Number	Contract	AT	Region	England
% of FP17s for the same patient ID Re-attending within 3 months - Children	204	2,645	7.7%	9.1%	11.5%	11.9%
% of FP17s for the same patient ID Re-attending within 3 months - Adults	1,093	8,869	12.3%	13.5%	15.9%	16.0%
% of FP17s for the same patient ID Re-attending between 3 & 9 months - Children	895	2,645	33.8%	61.7%	60.6%	58.3%
% of FP17s for the same patient ID Re-attending between 3 & 9 months - Adults	2,870	8,869	32.4%	51.8%	51.6%	50.3%
% of FP17s for Band 1 Urgent Courses	798	11,322	7.0%	8.1%	9.5%	9.1%
% of FP17s Relating to Free Repair or Replacements	191	11,322	1.7%	0.7%	0.7%	0.8%
% of FP17s Relating to Continuations	238	11,322	2.1%	1.0%	1.0%	1.0%
% of Patients satisfied with the dentistry they have received	14	14	100.0%	92.8%	92.0%	91.5%
% of Patients satisfied with the time they had to wait for an appointment	13	14	92.9%	88.4%	88.1%	87.9%

* This is based on patients treated on this contract for their most recent course of treatment. Figures in italics indicate the base number of FP17s or Patient Questionnaire responses are less than 100. N/A is shown where the base number of responses is less than 10 during the period. % is calculated as Quantity/Base number*100

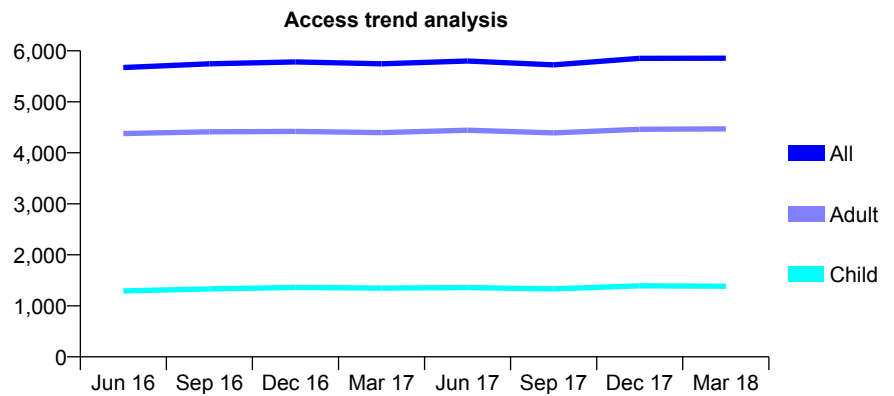
Q64 - Vital Signs At a Glance Contract Report for 101338/0109 - Year end March 2018

Name or company name	Whitecross Dental Care Limited
Contract type name	GDS Contract
Purpose of contract	General
Contract start date	18/01/2010
Contract end date	

17/18 Contracted general activity (UDA)	13,023
Carry forward general activity (UDA)	-261
17/18 Contracted orthodontic activity (UOA)	0
Carry forward orthodontic activity (UOA)	0
Baseline contract value	£343,221.36

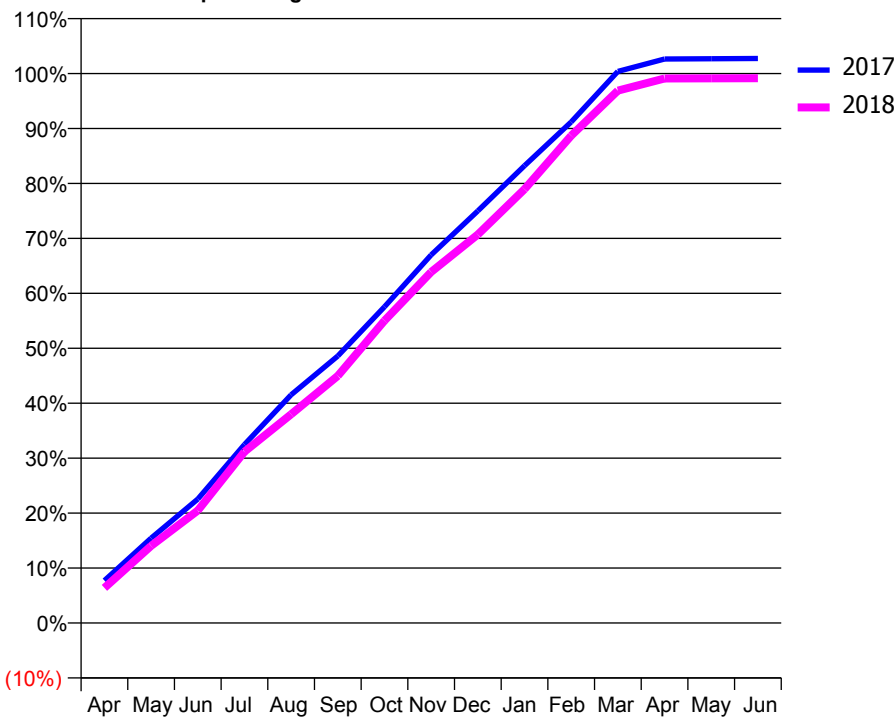
ACCESS*

Patients seen in 24 months	Total	Change since previous quarter
Quarter ending March 2017	5,746	
Quarter ending June 2017	5,799	→
Quarter ending September 2017	5,723	↓
Quarter ending December 2017	5,852	↑
Quarter ending March 2018	5,854	→
Variance since March 2017	1.9%	→



ACTIVITY

Cumulative percentage of contracted UDA delivered 2017 & 2018



Month	Adjusted Scheduled Activity (UDA)	
	2017	2018
April	1,006	832
May	2,010	1,827
June	2,938	2,665
July	4,231	4,059
August	5,409	4,948
September	6,329	5,858
October	7,493	7,165
November	8,725	8,320
December	9,768	9,207
January	10,837	10,281
February	11,874	11,549
March	13,072	12,617
April	13,365	12,904
May	13,374	12,908
June	13,378	12,911

QUALITY

	Quantity	Base Number	Contract	AT	Region	England
% of FP17s for the same patient ID Re-attending within 3 months - Children	127	2,079	6.1%	9.1%	11.5%	11.9%
% of FP17s for the same patient ID Re-attending within 3 months - Adults	687	5,584	12.3%	13.5%	15.9%	16.0%
% of FP17s for the same patient ID Re-attending between 3 & 9 months - Children	1,364	2,079	65.6%	61.7%	60.6%	58.3%
% of FP17s for the same patient ID Re-attending between 3 & 9 months - Adults	1,929	5,584	34.5%	51.8%	51.6%	50.3%
% of FP17s for Band 1 Urgent Courses	546	7,652	7.1%	8.1%	9.5%	9.1%
% of FP17s Relating to Free Repair or Replacements	46	7,652	0.6%	0.7%	0.7%	0.8%
% of FP17s Relating to Continuations	172	7,652	2.2%	1.0%	1.0%	1.0%
% of Patients satisfied with the dentistry they have received	18	18	100.0%	92.8%	92.0%	91.5%
% of Patients satisfied with the time they had to wait for an appointment	18	18	100.0%	88.4%	88.1%	87.9%

* This is based on patients treated on this contract for their most recent course of treatment. Figures in italics indicate the base number of FP17s or Patient Questionnaire responses are less than 100. N/A is shown where the base number of responses is less than 10 during the period. % is calculated as Quantity/Base number*100

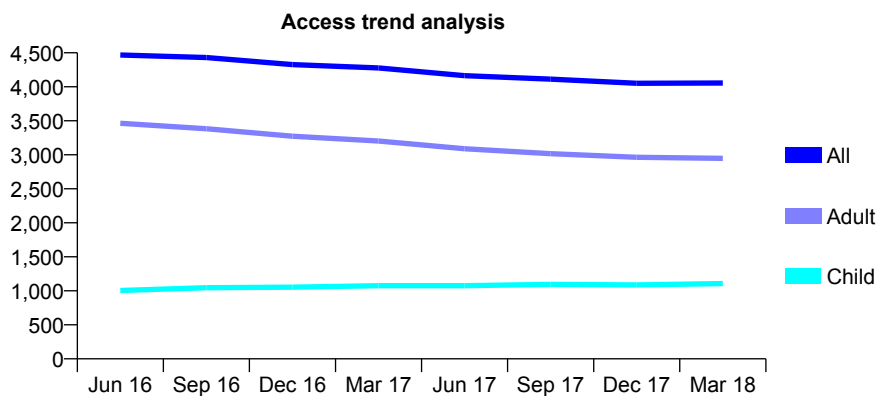
Q64 - Vital Signs At a Glance Contract Report for 101338/0110 - Year end March 2018

Name or company name	Whitecross Dental Care Limited
Contract type name	GDS Contract
Purpose of contract	General
Contract start date	18/01/2010
Contract end date	

17/18 Contracted general activity (UDA)	11,079
Carry forward general activity (UDA)	0
17/18 Contracted orthodontic activity (UOA)	0
Carry forward orthodontic activity (UOA)	0
Baseline contract value	£291,978.81

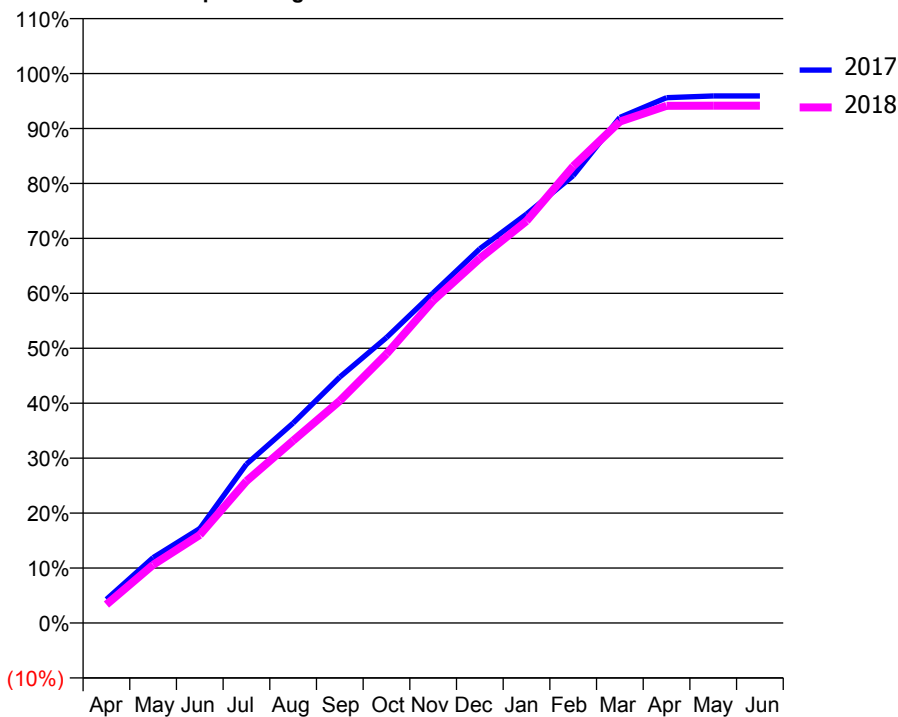
ACCESS*

Patients seen in 24 months	Total	Change since previous quarter
Quarter ending March 2017	4,277	
Quarter ending June 2017	4,164	↓
Quarter ending September 2017	4,112	↓
Quarter ending December 2017	4,052	↓
Quarter ending March 2018	4,055	→
Variance since March 2017	(5.2%)	↓



ACTIVITY

Cumulative percentage of contracted UDA delivered 2017 & 2018



Month	Adjusted Scheduled Activity (UDA)	
	2017	2018
April	478	373
May	1,320	1,174
June	1,906	1,776
July	3,204	2,861
August	4,032	3,676
September	4,959	4,480
October	5,754	5,425
November	6,655	6,499
December	7,546	7,351
January	8,245	8,103
February	9,019	9,210
March	10,192	10,110
April	10,591	10,426
May	10,627	10,431
June	10,627	10,431

QUALITY

	Quantity	Base Number	Contract	AT	Region	England
% of FP17s for the same patient ID Re-attending within 3 months - Children	79	1,613	4.9%	9.1%	11.5%	11.9%
% of FP17s for the same patient ID Re-attending within 3 months - Adults	357	4,173	8.6%	13.5%	15.9%	16.0%
% of FP17s for the same patient ID Re-attending between 3 & 9 months - Children	954	1,613	59.1%	61.7%	60.6%	58.3%
% of FP17s for the same patient ID Re-attending between 3 & 9 months - Adults	2,655	4,173	63.6%	51.8%	51.6%	50.3%
% of FP17s for Band 1 Urgent Courses	96	5,794	1.7%	8.1%	9.5%	9.1%
% of FP17s Relating to Free Repair or Replacements	10	5,794	0.2%	0.7%	0.7%	0.8%
% of FP17s Relating to Continuations	104	5,794	1.8%	1.0%	1.0%	1.0%
% of Patients satisfied with the dentistry they have received	30	30	100.0%	92.8%	92.0%	91.5%
% of Patients satisfied with the time they had to wait for an appointment	27	30	90.0%	88.4%	88.1%	87.9%

* This is based on patients treated on this contract for their most recent course of treatment. Figures in italics indicate the base number of FP17s or Patient Questionnaire responses are less than 100. N/A is shown where the base number of responses is less than 10 during the period. % is calculated as Quantity/Base number*100

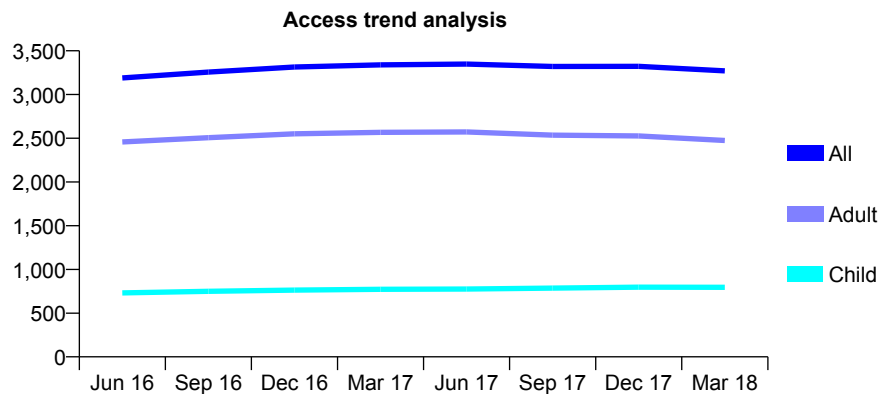
Q64 - Vital Signs At a Glance Contract Report for 101338/0112 - Year end March 2018

Name or company name	Whitecross Dental Care Limited
Contract type name	GDS Contract
Purpose of contract	General
Contract start date	23/02/2010
Contract end date	

17/18 Contracted general activity (UDA)	8,000
Carry forward general activity (UDA)	0
17/18 Contracted orthodontic activity (UOA)	0
Carry forward orthodontic activity (UOA)	0
Baseline contract value	£210,868.94

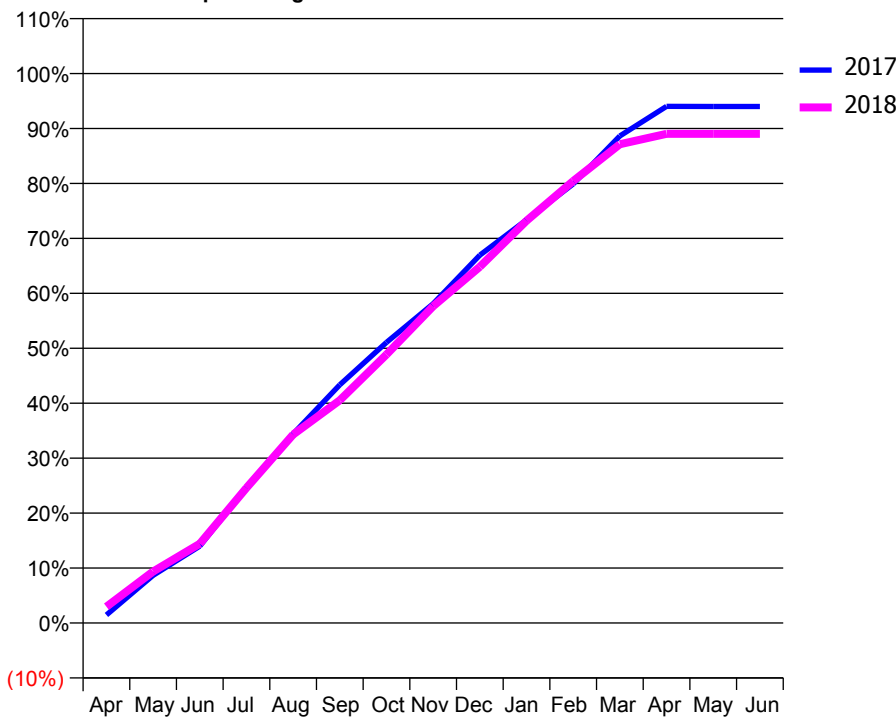
ACCESS*

Patients seen in 24 months	Total	Change since previous quarter
Quarter ending March 2017	3,339	
Quarter ending June 2017	3,348	→
Quarter ending September 2017	3,321	→
Quarter ending December 2017	3,323	→
Quarter ending March 2018	3,270	↓
Variance since March 2017	(2.1%)	↓



ACTIVITY

Cumulative percentage of contracted UDA delivered 2017 & 2018



Month	Adjusted Scheduled Activity (UDA)	
	2017	2018
April	118	238
May	695	750
June	1,119	1,155
July	1,971	1,968
August	2,754	2,744
September	3,469	3,244
October	4,086	3,908
November	4,648	4,612
December	5,355	5,187
January	5,869	5,856
February	6,392	6,435
March	7,091	6,971
April	7,522	7,121
May	7,521	7,121
June	7,521	7,121

QUALITY

	Quantity	Base Number	Contract	AT	Region	England
% of FP17s for the same patient ID Re-attending within 3 months - Children	55	1,080	5.1%	9.1%	11.5%	11.9%
% of FP17s for the same patient ID Re-attending within 3 months - Adults	373	3,244	11.5%	13.5%	15.9%	16.0%
% of FP17s for the same patient ID Re-attending between 3 & 9 months - Children	602	1,080	55.7%	61.7%	60.6%	58.3%
% of FP17s for the same patient ID Re-attending between 3 & 9 months - Adults	1,795	3,244	55.3%	51.8%	51.6%	50.3%
% of FP17s for Band 1 Urgent Courses	377	4,234	8.9%	8.1%	9.5%	9.1%
% of FP17s Relating to Free Repair or Replacements	5	4,234	0.1%	0.7%	0.7%	0.8%
% of FP17s Relating to Continuations	54	4,234	1.3%	1.0%	1.0%	1.0%
% of Patients satisfied with the dentistry they have received	2	2	N/A	92.8%	92.0%	91.5%
% of Patients satisfied with the time they had to wait for an appointment	2	2	N/A	88.4%	88.1%	87.9%

* This is based on patients treated on this contract for their most recent course of treatment. Figures in italics indicate the base number of FP17s or Patient Questionnaire responses are less than 100. N/A is shown where the base number of responses is less than 10 during the period. % is calculated as Quantity/Base number*100

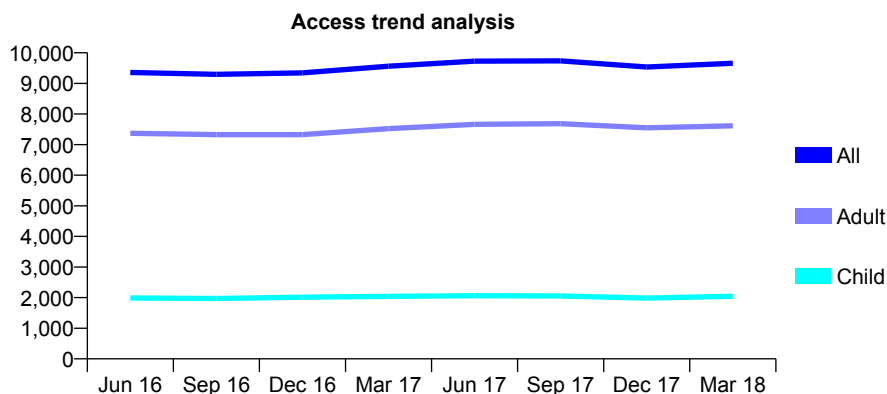
Q64 - Vital Signs At a Glance Contract Report for 101362/0040 - Year end March 2018

Name or company name	Rodericks Dental Limited
Contract type name	PDS Plus Contract
Purpose of contract	General
Contract start date	12/09/2011
Contract end date	31/03/2018

17/18 Contracted general activity (UDA)	24,000
Carry forward general activity (UDA)	-243
17/18 Contracted orthodontic activity (UOA)	0
Carry forward orthodontic activity (UOA)	0
Baseline contract value	£320,779.52

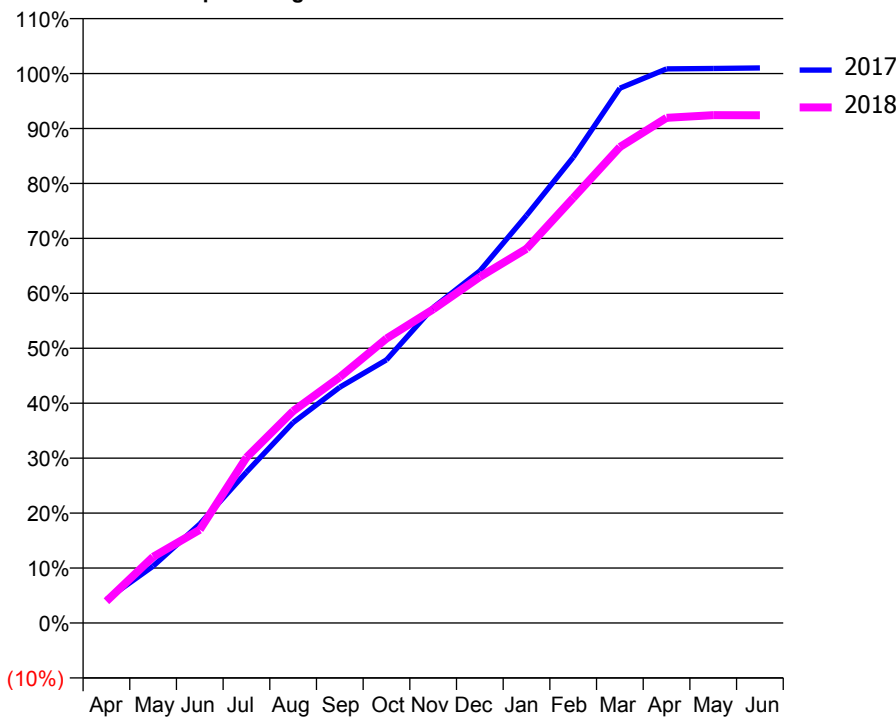
ACCESS*

Patients seen in 24 months	Total	Change since previous quarter
Quarter ending March 2017	9,563	
Quarter ending June 2017	9,728	→
Quarter ending September 2017	9,736	→
Quarter ending December 2017	9,534	↓
Quarter ending March 2018	9,658	→
Variance since March 2017	1.0%	→



ACTIVITY

Cumulative percentage of contracted UDA delivered 2017 & 2018



Month	Adjusted Scheduled Activity (UDA)	
	2017	2018
April	1,028	955
May	2,484	2,893
June	4,325	4,072
July	6,590	7,233
August	8,757	9,259
September	10,301	10,740
October	11,492	12,428
November	13,776	13,698
December	15,380	15,114
January	17,801	16,347
February	20,338	18,562
March	23,359	20,792
April	24,200	22,067
May	24,217	22,180
June	24,243	22,176

QUALITY

	Quantity	Base Number	Contract	AT	Region	England
% of FP17s for the same patient ID Re-attending within 3 months - Children	95	2,417	3.9%	9.1%	11.5%	11.9%
% of FP17s for the same patient ID Re-attending within 3 months - Adults	917	7,878	11.6%	13.5%	15.9%	16.0%
% of FP17s for the same patient ID Re-attending between 3 & 9 months - Children	1,046	2,417	43.3%	61.7%	60.6%	58.3%
% of FP17s for the same patient ID Re-attending between 3 & 9 months - Adults	2,153	7,878	27.3%	51.8%	51.6%	50.3%
% of FP17s for Band 1 Urgent Courses	1,283	10,563	12.1%	8.1%	9.5%	9.1%
% of FP17s Relating to Free Repair or Replacements	135	10,563	1.3%	0.7%	0.7%	0.8%
% of FP17s Relating to Continuations	30	10,563	0.3%	1.0%	1.0%	1.0%
% of Patients satisfied with the dentistry they have received	8	10	80.0%	92.8%	92.0%	91.5%
% of Patients satisfied with the time they had to wait for an appointment	10	10	100.0%	88.4%	88.1%	87.9%

* This is based on patients treated on this contract for their most recent course of treatment. Figures in italics indicate the base number of FP17s or Patient Questionnaire responses are less than 100. N/A is shown where the base number of responses is less than 10 during the period. % is calculated as Quantity/Base number*100

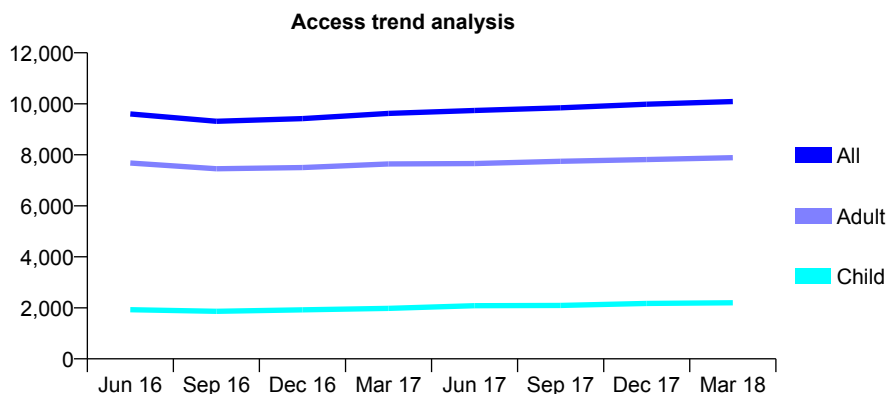
Q64 - Vital Signs At a Glance Contract Report for 101362/0042 - Year end March 2018

Name or company name	Rodericks Dental Limited
Contract type name	PDS Plus Contract
Purpose of contract	General
Contract start date	03/01/2012
Contract end date	31/03/2018

17/18 Contracted general activity (UDA)	24,000
Carry forward general activity (UDA)	943
17/18 Contracted orthodontic activity (UOA)	0
Carry forward orthodontic activity (UOA)	0
Baseline contract value	£320,779.52

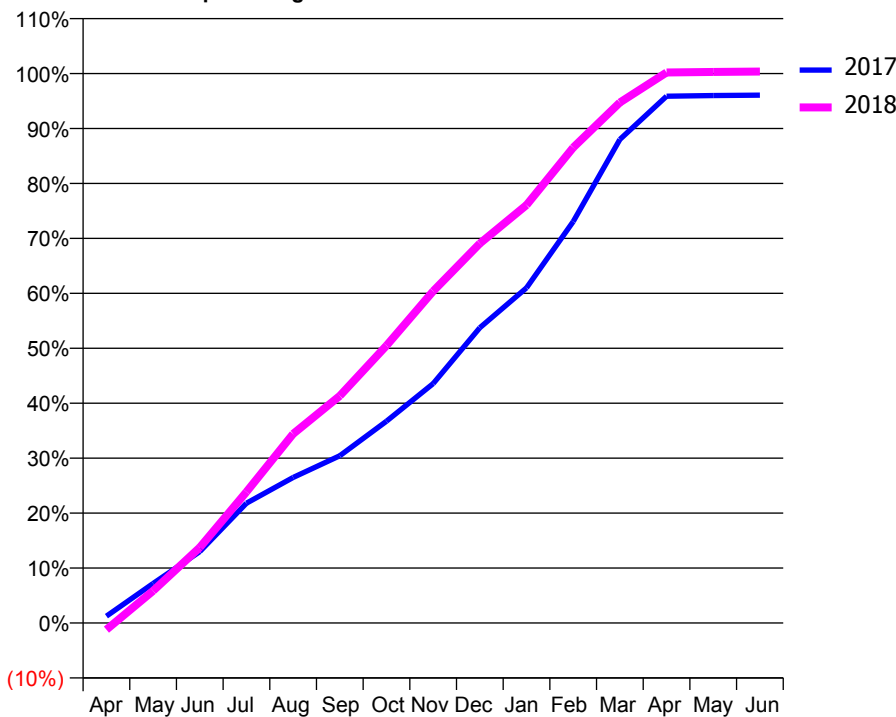
ACCESS*

Patients seen in 24 months	Total	Change since previous quarter
Quarter ending March 2017	9,624	
Quarter ending June 2017	9,740	→
Quarter ending September 2017	9,842	→
Quarter ending December 2017	9,986	→
Quarter ending March 2018	10,087	→
Variance since March 2017	4.8%	↑



ACTIVITY

Cumulative percentage of contracted UDA delivered 2017 & 2018



Month	Adjusted Scheduled Activity (UDA)	
	2017	2018
April	298	-292
May	1,728	1,407
June	3,116	3,301
July	5,233	5,725
August	6,355	8,262
September	7,305	9,920
October	8,814	12,117
November	10,459	14,493
December	12,899	16,579
January	14,639	18,258
February	17,534	20,766
March	21,124	22,732
April	23,009	24,044
May	23,036	24,071
June	23,057	24,084

QUALITY

	Quantity	Base Number	Contract	AT	Region	England
% of FP17s for the same patient ID Re-attending within 3 months - Children	221	2,986	7.4%	9.1%	11.5%	11.9%
% of FP17s for the same patient ID Re-attending within 3 months - Adults	1,387	8,784	15.8%	13.5%	15.9%	16.0%
% of FP17s for the same patient ID Re-attending between 3 & 9 months - Children	1,517	2,986	50.8%	61.7%	60.6%	58.3%
% of FP17s for the same patient ID Re-attending between 3 & 9 months - Adults	2,382	8,784	27.1%	51.8%	51.6%	50.3%
% of FP17s for Band 1 Urgent Courses	1,939	11,149	17.4%	8.1%	9.5%	9.1%
% of FP17s Relating to Free Repair or Replacements	109	11,149	1.0%	0.7%	0.7%	0.8%
% of FP17s Relating to Continuations	78	11,149	0.7%	1.0%	1.0%	1.0%
% of Patients satisfied with the dentistry they have received	13	14	92.9%	92.8%	92.0%	91.5%
% of Patients satisfied with the time they had to wait for an appointment	11	14	78.6%	88.4%	88.1%	87.9%

* This is based on patients treated on this contract for their most recent course of treatment. Figures in italics indicate the base number of FP17s or Patient Questionnaire responses are less than 100. N/A is shown where the base number of responses is less than 10 during the period. % is calculated as Quantity/Base number*100

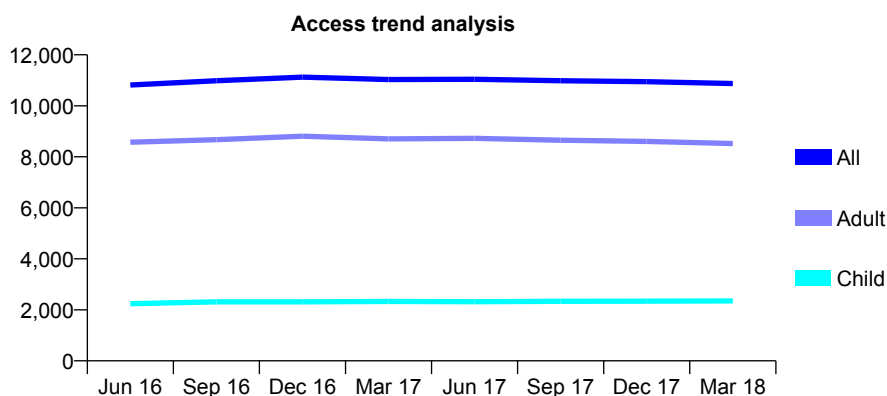
Q64 - Vital Signs At a Glance Contract Report for 101370/0075 - Year end March 2018

Name or company name	Petrie Tucker & Partners Ltd
Contract type name	GDS Contract
Purpose of contract	General
Contract start date	01/04/2007
Contract end date	

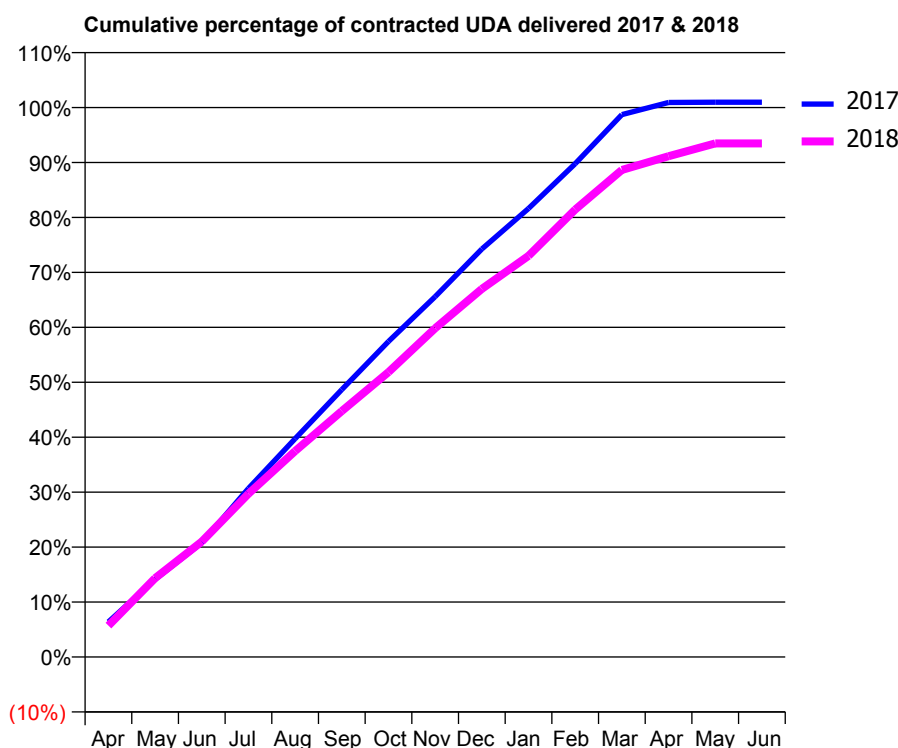
17/18 Contracted general activity (UDA)	32,500
Carry forward general activity (UDA)	-309
17/18 Contracted orthodontic activity (UOA)	0
Carry forward orthodontic activity (UOA)	0
Baseline contract value	£692,776.19

ACCESS*

Patients seen in 24 months	Total	Change since previous quarter
Quarter ending March 2017	11,031	
Quarter ending June 2017	11,042	→
Quarter ending September 2017	10,984	→
Quarter ending December 2017	10,945	→
Quarter ending March 2018	10,873	→
Variance since March 2017	(1.4%)	↓



ACTIVITY



Month	Adjusted Scheduled Activity (UDA)	
	2017	2018
April	2,075	1,855
May	4,591	4,663
June	6,759	6,822
July	9,973	9,660
August	12,915	12,178
September	15,813	14,544
October	18,662	16,851
November	21,318	19,444
December	24,130	21,772
January	26,524	23,724
February	29,178	26,465
March	32,080	28,808
April	32,793	29,618
May	32,809	30,374
June	32,809	30,375

QUALITY

	Quantity	Base Number	Contract	AT	Region	England
% of FP17s for the same patient ID Re-attending within 3 months - Children	137	3,158	4.3%	9.1%	11.5%	11.9%
% of FP17s for the same patient ID Re-attending within 3 months - Adults	1,075	10,338	10.4%	13.5%	15.9%	16.0%
% of FP17s for the same patient ID Re-attending between 3 & 9 months - Children	1,852	3,158	58.6%	61.7%	60.6%	58.3%
% of FP17s for the same patient ID Re-attending between 3 & 9 months - Adults	4,642	10,338	44.9%	51.8%	51.6%	50.3%
% of FP17s for Band 1 Urgent Courses	362	13,559	2.7%	8.1%	9.5%	9.1%
% of FP17s Relating to Free Repair or Replacements	51	13,559	0.4%	0.7%	0.7%	0.8%
% of FP17s Relating to Continuations	274	13,559	2.0%	1.0%	1.0%	1.0%
% of Patients satisfied with the dentistry they have received	28	33	84.8%	92.8%	92.0%	91.5%
% of Patients satisfied with the time they had to wait for an appointment	24	33	72.7%	88.4%	88.1%	87.9%

* This is based on patients treated on this contract for their most recent course of treatment. Figures in italics indicate the base number of FP17s or Patient Questionnaire responses are less than 100. N/A is shown where the base number of responses is less than 10 during the period. % is calculated as Quantity/Base number*100

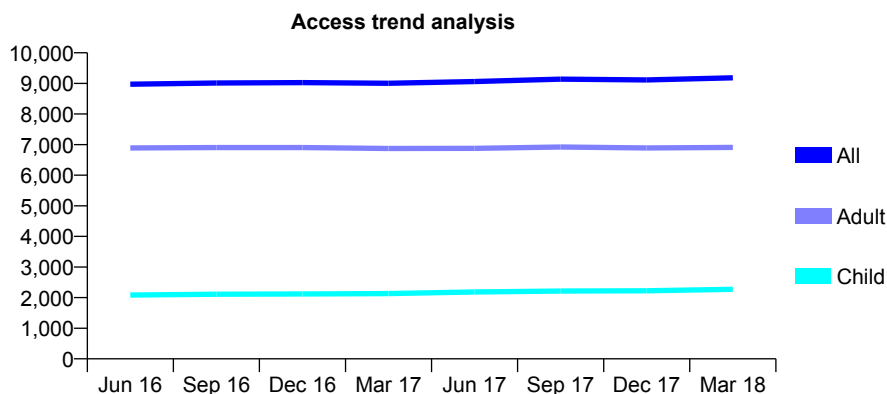
Q64 - Vital Signs At a Glance Contract Report for 101435/0034 - Year end March 2018

Name or company name	IDH Limited
Contract type name	GDS Contract
Purpose of contract	General
Contract start date	01/04/2006
Contract end date	

17/18 Contracted general activity (UDA)	27,180
Carry forward general activity (UDA)	0
17/18 Contracted orthodontic activity (UOA)	0
Carry forward orthodontic activity (UOA)	0
Baseline contract value	£627,533.14

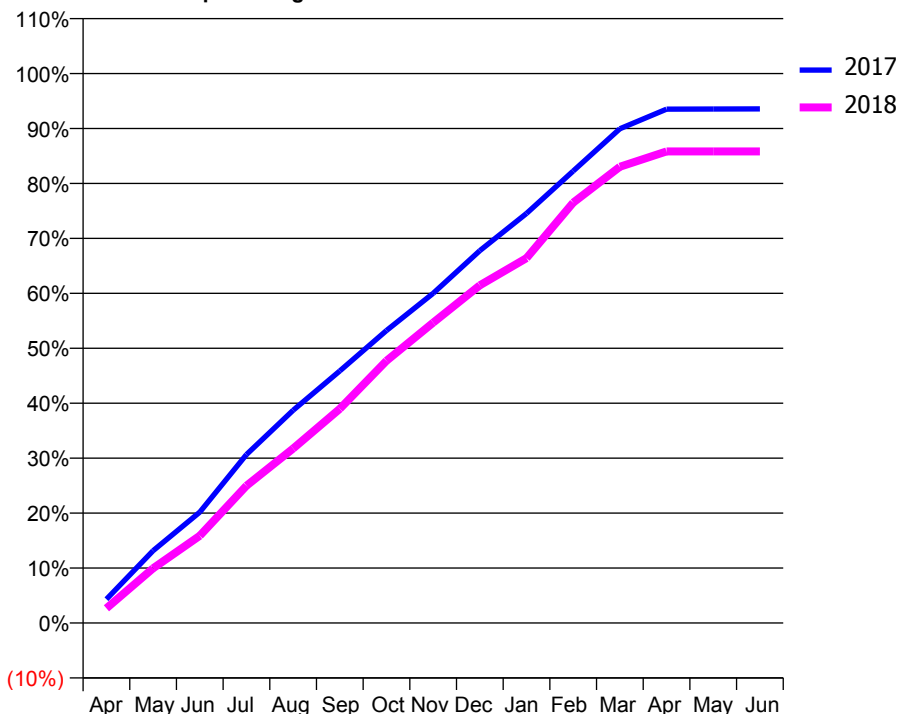
ACCESS*

Patients seen in 24 months	Total	Change since previous quarter
Quarter ending March 2017	9,003	
Quarter ending June 2017	9,062	→
Quarter ending September 2017	9,139	→
Quarter ending December 2017	9,112	→
Quarter ending March 2018	9,184	→
Variance since March 2017	2.0%	↑



ACTIVITY

Cumulative percentage of contracted UDA delivered 2017 & 2018



Month	Adjusted Scheduled Activity (UDA)	
	2017	2018
April	1,178	726
May	3,577	2,708
June	5,484	4,318
July	8,335	6,791
August	10,526	8,628
September	12,470	10,593
October	14,466	12,968
November	16,310	14,857
December	18,416	16,704
January	20,256	18,047
February	22,357	20,795
March	24,447	22,568
April	25,415	23,326
May	25,424	23,327
June	25,427	23,325

QUALITY

	Quantity	Base Number	Contract	AT	Region	England
% of FP17s for the same patient ID Re-attending within 3 months - Children	132	2,764	4.8%	9.1%	11.5%	11.9%
% of FP17s for the same patient ID Re-attending within 3 months - Adults	733	7,806	9.4%	13.5%	15.9%	16.0%
% of FP17s for the same patient ID Re-attending between 3 & 9 months - Children	1,335	2,764	48.3%	61.7%	60.6%	58.3%
% of FP17s for the same patient ID Re-attending between 3 & 9 months - Adults	3,511	7,806	45.0%	51.8%	51.6%	50.3%
% of FP17s for Band 1 Urgent Courses	441	10,530	4.2%	8.1%	9.5%	9.1%
% of FP17s Relating to Free Repair or Replacements	29	10,530	0.3%	0.7%	0.7%	0.8%
% of FP17s Relating to Continuations	157	10,530	1.5%	1.0%	1.0%	1.0%
% of Patients satisfied with the dentistry they have received	14	16	87.5%	92.8%	92.0%	91.5%
% of Patients satisfied with the time they had to wait for an appointment	14	16	87.5%	88.4%	88.1%	87.9%

* This is based on patients treated on this contract for their most recent course of treatment. Figures in italics indicate the base number of FP17s or Patient Questionnaire responses are less than 100. N/A is shown where the base number of responses is less than 10 during the period. % is calculated as Quantity/Base number*100

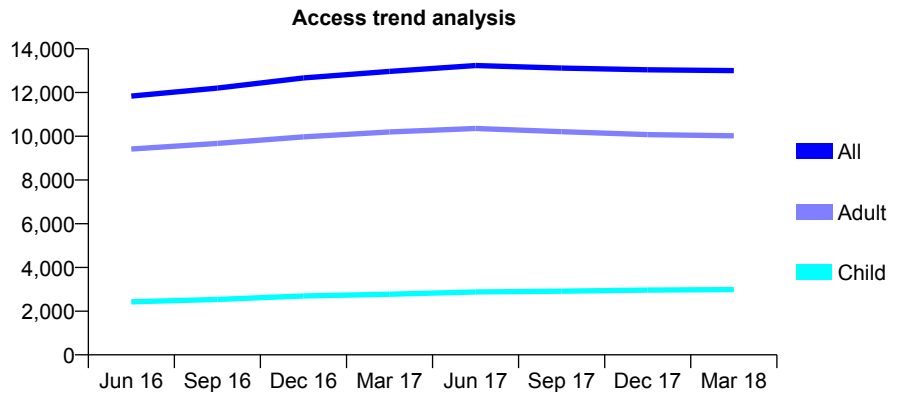
Q64 - Vital Signs At a Glance Contract Report for 101435/0068 - Year end March 2018

Name or company name	IDH Limited
Contract type name	GDS Contract
Purpose of contract	General
Contract start date	20/08/2007
Contract end date	

17/18 Contracted general activity (UDA)	32,000
Carry forward general activity (UDA)	360
17/18 Contracted orthodontic activity (UOA)	0
Carry forward orthodontic activity (UOA)	0
Baseline contract value	£641,669.42

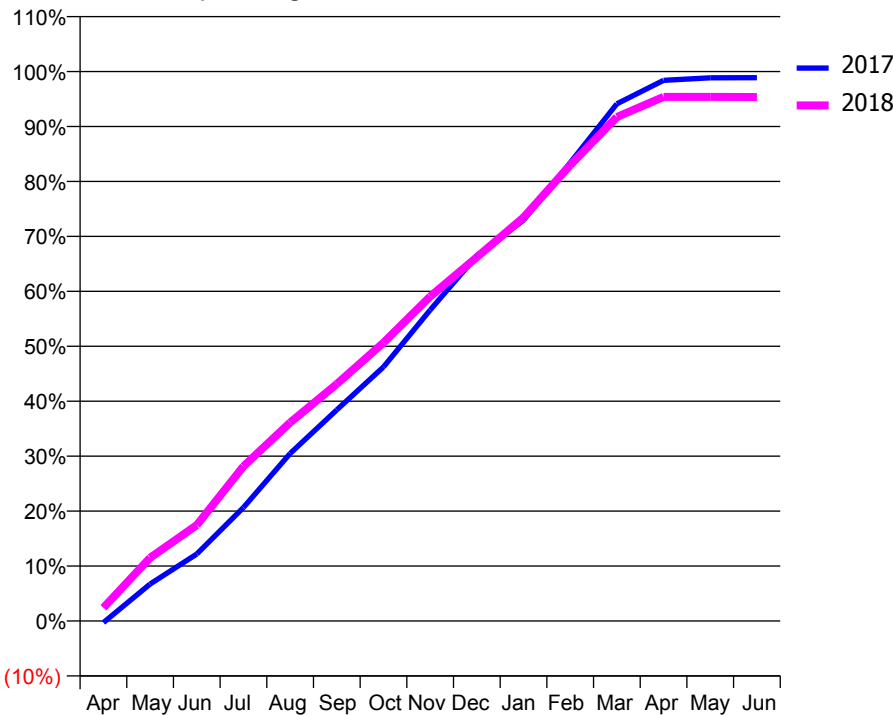
ACCESS*

Patients seen in 24 months	Total	Change since previous quarter
Quarter ending March 2017	12,968	
Quarter ending June 2017	13,232	↑
Quarter ending September 2017	13,116	→
Quarter ending December 2017	13,037	→
Quarter ending March 2018	13,004	→
Variance since March 2017	0.3%	→



ACTIVITY

Cumulative percentage of contracted UDA delivered 2017 & 2018



Month	Adjusted Scheduled Activity (UDA)	
	2017	2018
April	-97	769
May	2,155	3,681
June	3,905	5,585
July	6,610	9,014
August	9,756	11,562
September	12,300	13,805
October	14,801	16,213
November	18,115	18,895
December	21,274	21,184
January	23,350	23,503
February	26,682	26,544
March	30,122	29,350
April	31,487	30,524
May	31,634	30,524
June	31,640	30,512

QUALITY

	Quantity	Base Number	Contract	AT	Region	England
% of FP17s for the same patient ID Re-attending within 3 months - Children	208	3,431	6.1%	9.1%	11.5%	11.9%
% of FP17s for the same patient ID Re-attending within 3 months - Adults	1,189	10,663	11.2%	13.5%	15.9%	16.0%
% of FP17s for the same patient ID Re-attending between 3 & 9 months - Children	1,531	3,431	44.6%	61.7%	60.6%	58.3%
% of FP17s for the same patient ID Re-attending between 3 & 9 months - Adults	4,480	10,663	42.0%	51.8%	51.6%	50.3%
% of FP17s for Band 1 Urgent Courses	1,148	14,013	8.2%	8.1%	9.5%	9.1%
% of FP17s Relating to Free Repair or Replacements	74	14,013	0.5%	0.7%	0.7%	0.8%
% of FP17s Relating to Continuations	173	14,013	1.2%	1.0%	1.0%	1.0%
% of Patients satisfied with the dentistry they have received	28	29	96.6%	92.8%	92.0%	91.5%
% of Patients satisfied with the time they had to wait for an appointment	25	29	86.2%	88.4%	88.1%	87.9%

* This is based on patients treated on this contract for their most recent course of treatment. Figures in italics indicate the base number of FP17s or Patient Questionnaire responses are less than 100. N/A is shown where the base number of responses is less than 10 during the period. % is calculated as Quantity/Base number*100

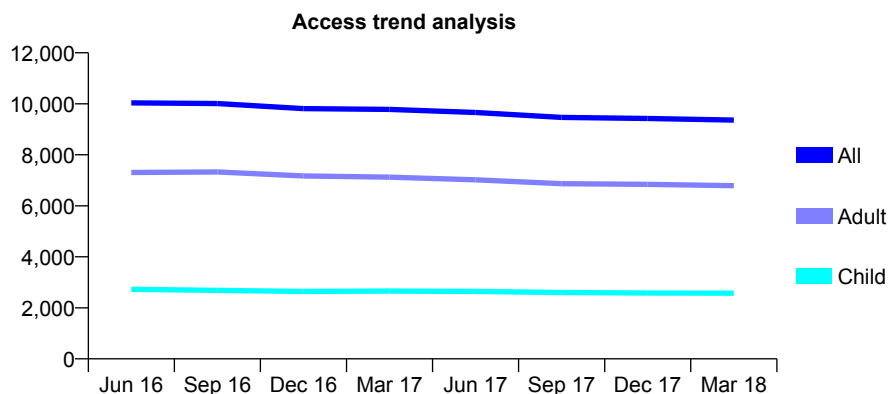
Q64 - Vital Signs At a Glance Contract Report for 101435/0145 - Year end March 2018

Name or company name	IDH Limited
Contract type name	GDS Contract
Purpose of contract	General
Contract start date	01/08/2014
Contract end date	

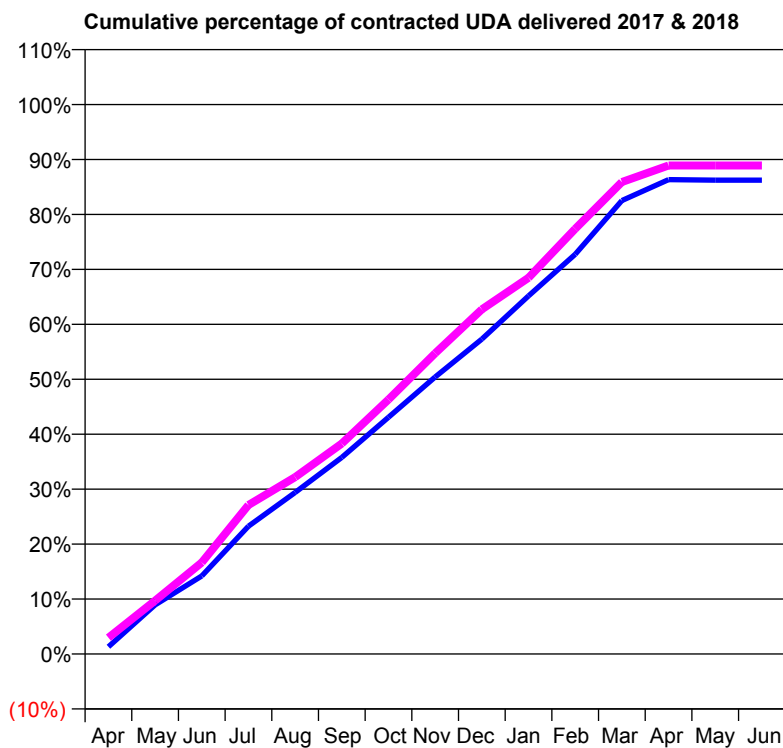
17/18 Contracted general activity (UDA)	27,780
Carry forward general activity (UDA)	0
17/18 Contracted orthodontic activity (UOA)	0
Carry forward orthodontic activity (UOA)	0
Baseline contract value	£773,153.53

ACCESS*

Patients seen in 24 months	Total	Change since previous quarter
Quarter ending March 2017	9,782	
Quarter ending June 2017	9,662	↓
Quarter ending September 2017	9,467	↓
Quarter ending December 2017	9,423	→
Quarter ending March 2018	9,363	→
Variance since March 2017	(4.3%)	↓



ACTIVITY



Month	Adjusted Scheduled Activity (UDA)	
	2017	2018
April	368	825
May	2,484	2,702
June	3,944	4,625
July	6,461	7,537
August	8,165	8,943
September	9,943	10,641
October	11,969	12,869
November	14,006	15,205
December	15,921	17,424
January	18,104	19,019
February	20,208	21,492
March	22,922	23,861
April	23,979	24,695
May	23,958	24,699
June	23,953	24,699

QUALITY

	Quantity	Base Number	Contract	AT	Region	England
% of FP17s for the same patient ID Re-attending within 3 months - Children	195	3,561	5.5%	9.1%	11.5%	11.9%
% of FP17s for the same patient ID Re-attending within 3 months - Adults	928	8,409	11.0%	13.5%	15.9%	16.0%
% of FP17s for the same patient ID Re-attending between 3 & 9 months - Children	2,104	3,561	59.1%	61.7%	60.6%	58.3%
% of FP17s for the same patient ID Re-attending between 3 & 9 months - Adults	4,496	8,409	53.5%	51.8%	51.6%	50.3%
% of FP17s for Band 1 Urgent Courses	657	11,877	5.5%	8.1%	9.5%	9.1%
% of FP17s Relating to Free Repair or Replacements	96	11,877	0.8%	0.7%	0.7%	0.8%
% of FP17s Relating to Continuations	200	11,877	1.7%	1.0%	1.0%	1.0%
% of Patients satisfied with the dentistry they have received	11	13	84.6%	92.8%	92.0%	91.5%
% of Patients satisfied with the time they had to wait for an appointment	12	13	92.3%	88.4%	88.1%	87.9%

* This is based on patients treated on this contract for their most recent course of treatment. Figures in italics indicate the base number of FP17s or Patient Questionnaire responses are less than 100. N/A is shown where the base number of responses is less than 10 during the period. % is calculated as Quantity/Base number*100

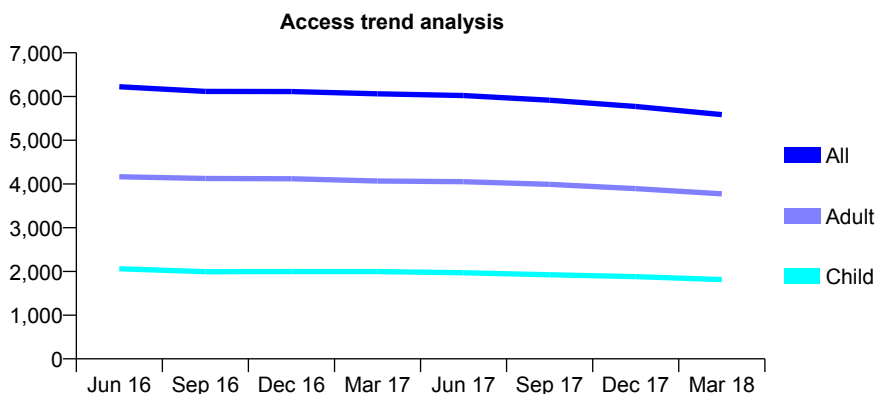
Q64 - Vital Signs At a Glance Contract Report for 101958/0001 - Year end March 2018

Name or company name	Priory Road Dental Practice
Contract type name	GDS Contract
Purpose of contract	General
Contract start date	01/08/2010
Contract end date	

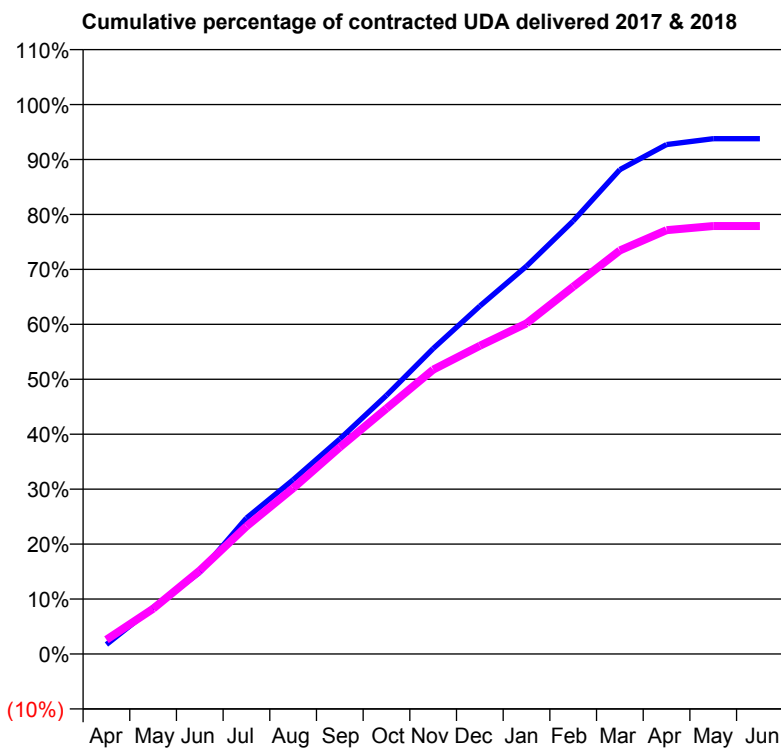
17/18 Contracted general activity (UDA)	22,667
Carry forward general activity (UDA)	0
17/18 Contracted orthodontic activity (UOA)	0
Carry forward orthodontic activity (UOA)	0
Baseline contract value	£627,869.37

ACCESS*

Patients seen in 24 months	Total	Change since previous quarter
Quarter ending March 2017	6,063	
Quarter ending June 2017	6,021	→
Quarter ending September 2017	5,915	↓
Quarter ending December 2017	5,773	↓
Quarter ending March 2018	5,585	↓
Variance since March 2017	(7.9%)	↓



ACTIVITY



Month	Adjusted Scheduled Activity (UDA)	
	2017	2018
April	392	590
May	1,919	1,870
June	3,371	3,448
July	5,610	5,266
August	7,185	6,841
September	8,870	8,528
October	10,667	10,132
November	12,598	11,732
December	14,355	12,717
January	15,997	13,641
February	17,862	15,149
March	19,981	16,650
April	21,017	17,485
May	21,259	17,653
June	21,259	17,653

QUALITY

	Quantity	Base Number	Contract	AT	Region	England
% of FP17s for the same patient ID Re-attending within 3 months - Children	169	2,879	5.9%	9.1%	11.5%	11.9%
% of FP17s for the same patient ID Re-attending within 3 months - Adults	632	5,704	11.1%	13.5%	15.9%	16.0%
% of FP17s for the same patient ID Re-attending between 3 & 9 months - Children	2,283	2,879	79.3%	61.7%	60.6%	58.3%
% of FP17s for the same patient ID Re-attending between 3 & 9 months - Adults	3,962	5,704	69.5%	51.8%	51.6%	50.3%
% of FP17s for Band 1 Urgent Courses	328	8,641	3.8%	8.1%	9.5%	9.1%
% of FP17s Relating to Free Repair or Replacements	38	8,641	0.4%	0.7%	0.7%	0.8%
% of FP17s Relating to Continuations	52	8,641	0.6%	1.0%	1.0%	1.0%
% of Patients satisfied with the dentistry they have received	10	12	83.3%	92.8%	92.0%	91.5%
% of Patients satisfied with the time they had to wait for an appointment	11	12	91.7%	88.4%	88.1%	87.9%

* This is based on patients treated on this contract for their most recent course of treatment. Figures in italics indicate the base number of FP17s or Patient Questionnaire responses are less than 100. N/A is shown where the base number of responses is less than 10 during the period. % is calculated as Quantity/Base number*100

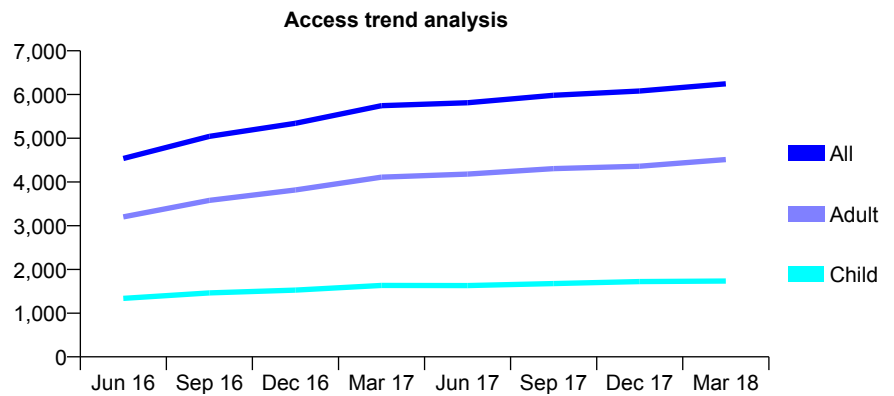
Q64 - Vital Signs At a Glance Contract Report for 105783/0001 - Year end March 2018

Name or company name	Fisherton House Partnership
Contract type name	GDS Contract
Purpose of contract	General
Contract start date	01/04/2015
Contract end date	

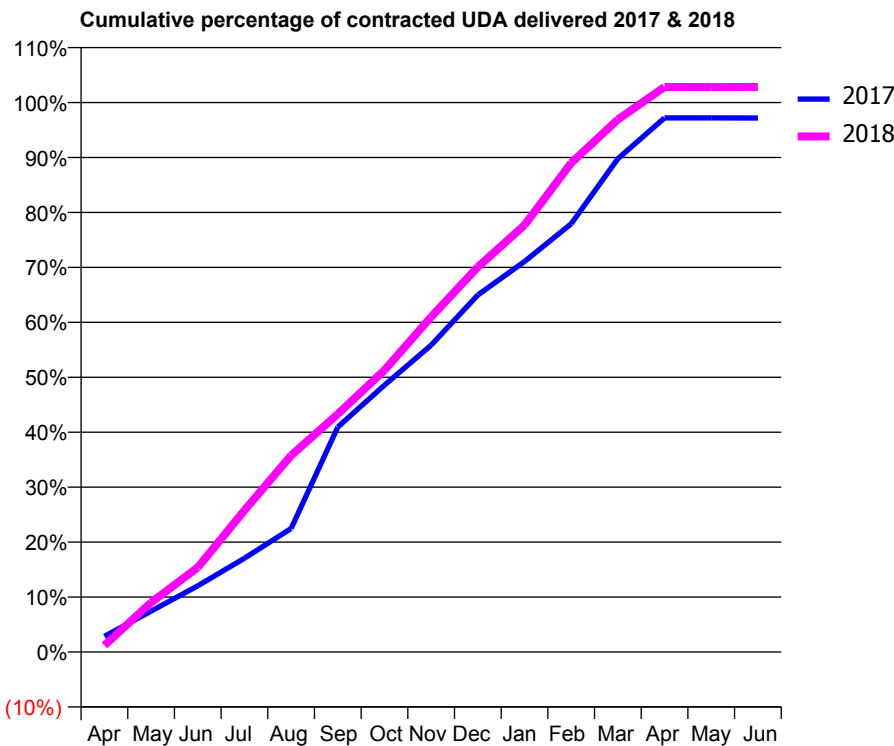
17/18 Contracted general activity (UDA)	15,102
Carry forward general activity (UDA)	426
17/18 Contracted orthodontic activity (UOA)	0
Carry forward orthodontic activity (UOA)	0
Baseline contract value	£382,242.22

ACCESS*

Patients seen in 24 months	Total	Change since previous quarter
Quarter ending March 2017	5,745	
Quarter ending June 2017	5,812	→
Quarter ending September 2017	5,983	↑
Quarter ending December 2017	6,080	→
Quarter ending March 2018	6,246	↑
Variance since March 2017	8.7%	↑



ACTIVITY



Month	Adjusted Scheduled Activity (UDA)	
	2017	2018
April	430	182
May	1,122	1,363
June	1,818	2,325
July	2,579	3,895
August	3,395	5,404
September	6,185	6,540
October	7,334	7,745
November	8,436	9,211
December	9,812	10,582
January	10,734	11,732
February	11,769	13,441
March	13,559	14,636
April	14,680	15,528
May	14,679	15,526
June	14,676	15,530

QUALITY

	Quantity	Base Number	Contract	AT	Region	England
% of FP17s for the same patient ID Re-attending within 3 months - Children	200	2,739	7.3%	9.1%	11.5%	11.9%
% of FP17s for the same patient ID Re-attending within 3 months - Adults	636	6,172	10.3%	13.5%	15.9%	16.0%
% of FP17s for the same patient ID Re-attending between 3 & 9 months - Children	1,640	2,739	59.9%	61.7%	60.6%	58.3%
% of FP17s for the same patient ID Re-attending between 3 & 9 months - Adults	3,547	6,172	57.5%	51.8%	51.6%	50.3%
% of FP17s for Band 1 Urgent Courses	301	8,745	3.4%	8.1%	9.5%	9.1%
% of FP17s Relating to Free Repair or Replacements	94	8,745	1.1%	0.7%	0.7%	0.8%
% of FP17s Relating to Continuations	33	8,745	0.4%	1.0%	1.0%	1.0%
% of Patients satisfied with the dentistry they have received	17	20	85.0%	92.8%	92.0%	91.5%
% of Patients satisfied with the time they had to wait for an appointment	16	20	80.0%	88.4%	88.1%	87.9%

* This is based on patients treated on this contract for their most recent course of treatment. Figures in italics indicate the base number of FP17s or Patient Questionnaire responses are less than 100. N/A is shown where the base number of responses is less than 10 during the period. % is calculated as Quantity/Base number*100

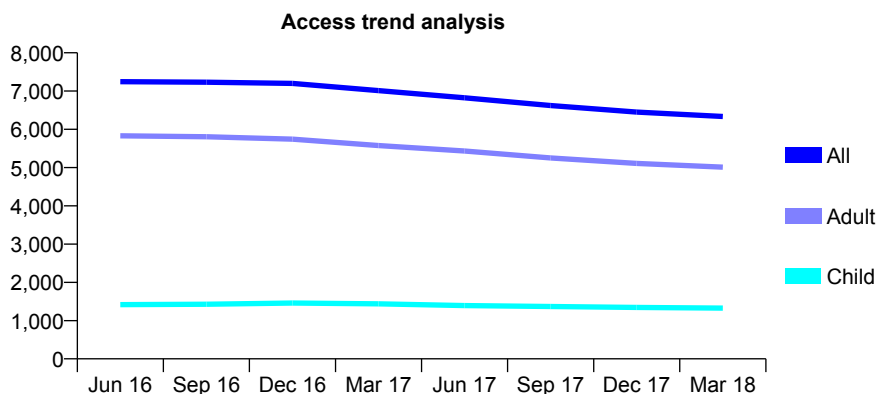
Q64 - Vital Signs At a Glance Contract Report for 107115/0001 - Year end March 2018

Name or company name	IDH 324 & 325 Ltd
Contract type name	GDS Contract
Purpose of contract	General
Contract start date	01/10/2008
Contract end date	

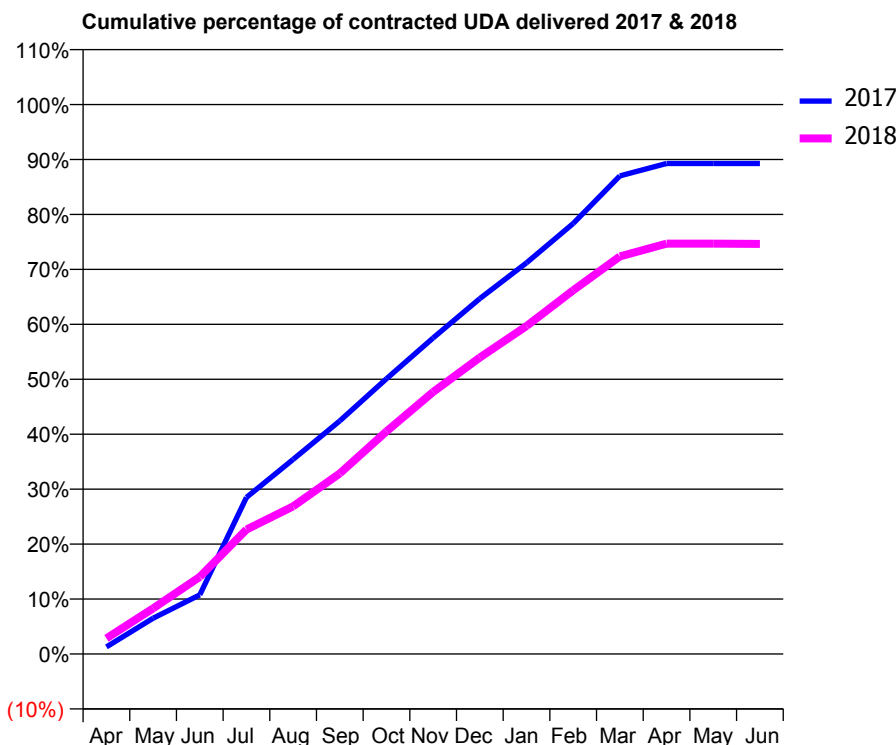
17/18 Contracted general activity (UDA)	22,226
Carry forward general activity (UDA)	0
17/18 Contracted orthodontic activity (UOA)	0
Carry forward orthodontic activity (UOA)	0
Baseline contract value	£630,659.35

ACCESS*

Patients seen in 24 months	Total	Change since previous quarter
Quarter ending March 2017	7,012	
Quarter ending June 2017	6,825	↓
Quarter ending September 2017	6,620	↓
Quarter ending December 2017	6,452	↓
Quarter ending March 2018	6,336	↓
Variance since March 2017	(9.6%)	↓



ACTIVITY



Month	Adjusted Scheduled Activity (UDA)	
	2017	2018
April	290	635
May	1,448	1,845
June	2,392	3,121
July	6,333	5,034
August	7,870	5,976
September	9,429	7,308
October	11,134	9,003
November	12,786	10,601
December	14,374	11,991
January	15,824	13,265
February	17,415	14,709
March	19,338	16,080
April	19,840	16,597
May	19,839	16,598
June	19,843	16,586

QUALITY

	Quantity	Base Number	Contract	AT	Region	England
% of FP17s for the same patient ID Re-attending within 3 months - Children	91	1,900	4.8%	9.1%	11.5%	11.9%
% of FP17s for the same patient ID Re-attending within 3 months - Adults	932	7,377	12.6%	13.5%	15.9%	16.0%
% of FP17s for the same patient ID Re-attending between 3 & 9 months - Children	1,242	1,900	65.4%	61.7%	60.6%	58.3%
% of FP17s for the same patient ID Re-attending between 3 & 9 months - Adults	4,780	7,377	64.8%	51.8%	51.6%	50.3%
% of FP17s for Band 1 Urgent Courses	761	9,324	8.2%	8.1%	9.5%	9.1%
% of FP17s Relating to Free Repair or Replacements	30	9,324	0.3%	0.7%	0.7%	0.8%
% of FP17s Relating to Continuations	55	9,324	0.6%	1.0%	1.0%	1.0%
% of Patients satisfied with the dentistry they have received	11	12	91.7%	92.8%	92.0%	91.5%
% of Patients satisfied with the time they had to wait for an appointment	9	12	75.0%	88.4%	88.1%	87.9%

* This is based on patients treated on this contract for their most recent course of treatment. Figures in italics indicate the base number of FP17s or Patient Questionnaire responses are less than 100. N/A is shown where the base number of responses is less than 10 during the period. % is calculated as Quantity/Base number*100

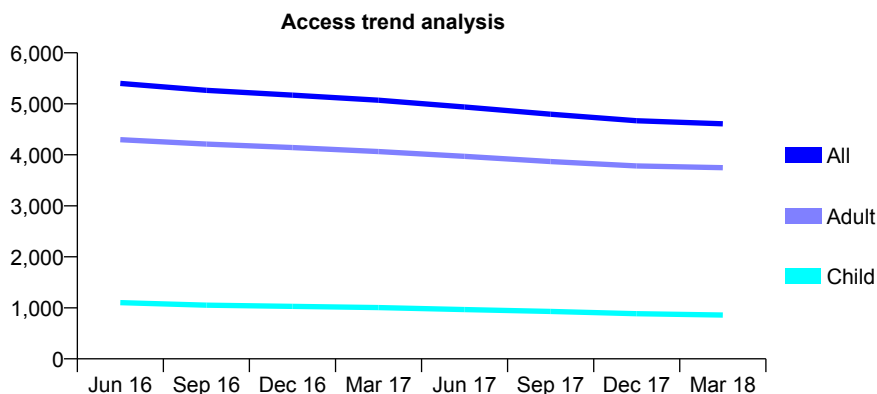
Q64 - Vital Signs At a Glance Contract Report for 107115/0002 - Year end March 2018

Name or company name	IDH 324 & 325 Ltd
Contract type name	GDS Contract
Purpose of contract	General
Contract start date	01/10/2008
Contract end date	

17/18 Contracted general activity (UDA)	15,000
Carry forward general activity (UDA)	0
17/18 Contracted orthodontic activity (UOA)	0
Carry forward orthodontic activity (UOA)	0
Baseline contract value	£389,750.60

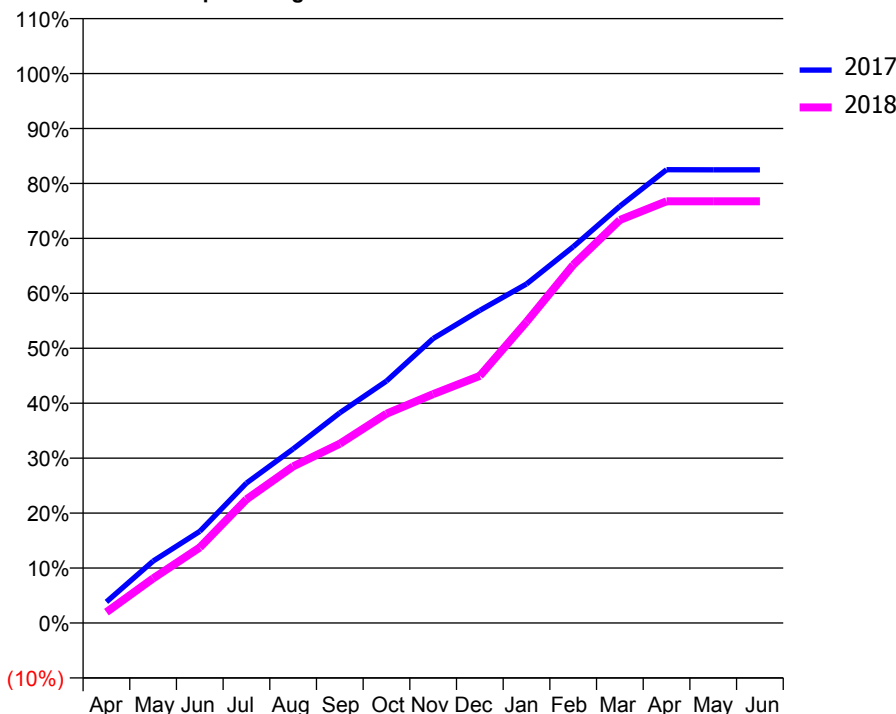
ACCESS*

Patients seen in 24 months	Total	Change since previous quarter
Quarter ending March 2017	5,070	
Quarter ending June 2017	4,937	↓
Quarter ending September 2017	4,797	↓
Quarter ending December 2017	4,669	↓
Quarter ending March 2018	4,607	↓
Variance since March 2017	(9.1%)	↓



ACTIVITY

Cumulative percentage of contracted UDA delivered 2017 & 2018



Month	Adjusted Scheduled Activity (UDA)	
	2017	2018
April	576	295
May	1,690	1,218
June	2,501	2,062
July	3,821	3,375
August	4,751	4,274
September	5,738	4,894
October	6,604	5,713
November	7,765	6,248
December	8,533	6,748
January	9,255	8,220
February	10,271	9,774
March	11,378	11,001
April	12,373	11,511
May	12,371	11,512
June	12,370	11,512

QUALITY

	Quantity	Base Number	Contract	AT	Region	England
% of FP17s for the same patient ID Re-attending within 3 months - Children	79	1,274	6.2%	9.1%	11.5%	11.9%
% of FP17s for the same patient ID Re-attending within 3 months - Adults	725	5,204	13.9%	13.5%	15.9%	16.0%
% of FP17s for the same patient ID Re-attending between 3 & 9 months - Children	683	1,274	53.6%	61.7%	60.6%	58.3%
% of FP17s for the same patient ID Re-attending between 3 & 9 months - Adults	2,577	5,204	49.5%	51.8%	51.6%	50.3%
% of FP17s for Band 1 Urgent Courses	450	6,198	7.3%	8.1%	9.5%	9.1%
% of FP17s Relating to Free Repair or Replacements	59	6,198	1.0%	0.7%	0.7%	0.8%
% of FP17s Relating to Continuations	135	6,198	2.2%	1.0%	1.0%	1.0%
% of Patients satisfied with the dentistry they have received	11	14	78.6%	92.8%	92.0%	91.5%
% of Patients satisfied with the time they had to wait for an appointment	9	14	64.3%	88.4%	88.1%	87.9%

* This is based on patients treated on this contract for their most recent course of treatment. Figures in italics indicate the base number of FP17s or Patient Questionnaire responses are less than 100. N/A is shown where the base number of responses is less than 10 during the period. % is calculated as Quantity/Base number*100

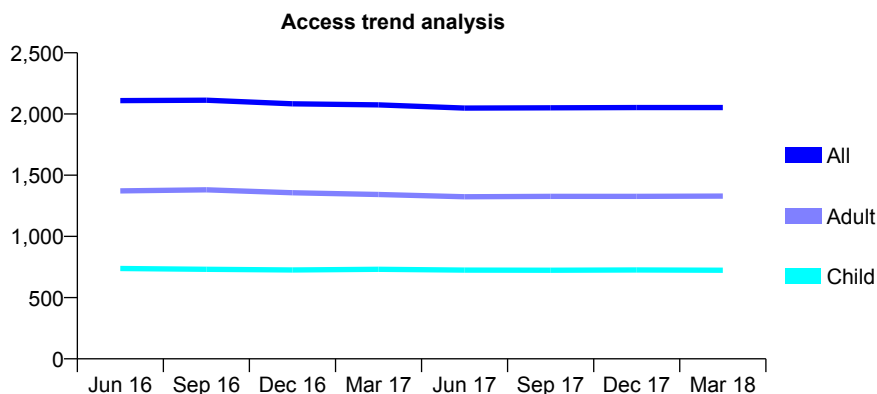
Q64 - Vital Signs At a Glance Contract Report for 108448/0001 - Year end March 2018

Name or company name	Lyndhurst Dental Practice
Contract type name	GDS Contract
Purpose of contract	General
Contract start date	01/04/2006
Contract end date	

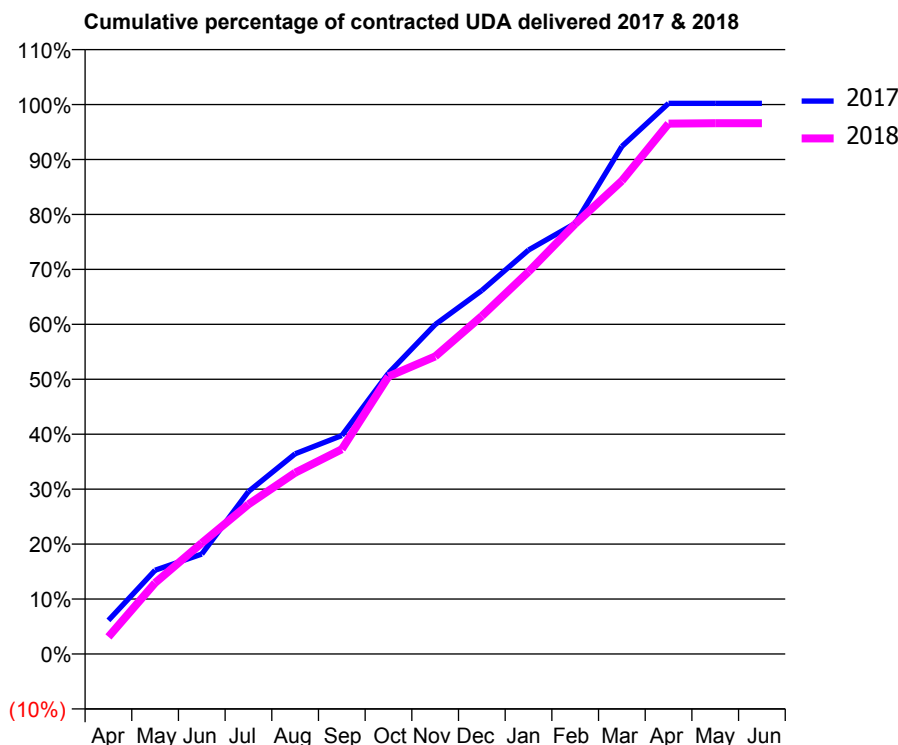
17/18 Contracted general activity (UDA)	4,400
Carry forward general activity (UDA)	-10
17/18 Contracted orthodontic activity (UOA)	0
Carry forward orthodontic activity (UOA)	0
Baseline contract value	£94,234.59

ACCESS*

Patients seen in 24 months	Total	Change since previous quarter
Quarter ending March 2017	2,075	
Quarter ending June 2017	2,049	↓
Quarter ending September 2017	2,051	→
Quarter ending December 2017	2,053	→
Quarter ending March 2018	2,053	→
Variance since March 2017	(1.1%)	↓



ACTIVITY



Month	Adjusted Scheduled Activity (UDA)	
	2017	2018
April	309	137
May	769	570
June	917	889
July	1,492	1,199
August	1,838	1,451
September	2,005	1,639
October	2,578	2,222
November	3,024	2,382
December	3,337	2,706
January	3,709	3,061
February	3,953	3,444
March	4,659	3,789
April	5,054	4,247
May	5,054	4,250
June	5,054	4,250

QUALITY

	Quantity	Base Number	Contract	AT	Region	England
% of FP17s for the same patient ID Re-attending within 3 months - Children	48	1,092	4.4%	9.1%	11.5%	11.9%
% of FP17s for the same patient ID Re-attending within 3 months - Adults	111	1,684	6.6%	13.5%	15.9%	16.0%
% of FP17s for the same patient ID Re-attending between 3 & 9 months - Children	721	1,092	66.0%	61.7%	60.6%	58.3%
% of FP17s for the same patient ID Re-attending between 3 & 9 months - Adults	1,094	1,684	65.0%	51.8%	51.6%	50.3%
% of FP17s for Band 1 Urgent Courses	147	2,830	5.2%	8.1%	9.5%	9.1%
% of FP17s Relating to Free Repair or Replacements	0	2,830	0.0%	0.7%	0.7%	0.8%
% of FP17s Relating to Continuations	0	2,830	0.0%	1.0%	1.0%	1.0%
% of Patients satisfied with the dentistry they have received	0	0	N/A	92.8%	92.0%	91.5%
% of Patients satisfied with the time they had to wait for an appointment	0	0	N/A	88.4%	88.1%	87.9%

* This is based on patients treated on this contract for their most recent course of treatment. Figures in italics indicate the base number of FP17s or Patient Questionnaire responses are less than 100. N/A is shown where the base number of responses is less than 10 during the period. % is calculated as Quantity/Base number*100

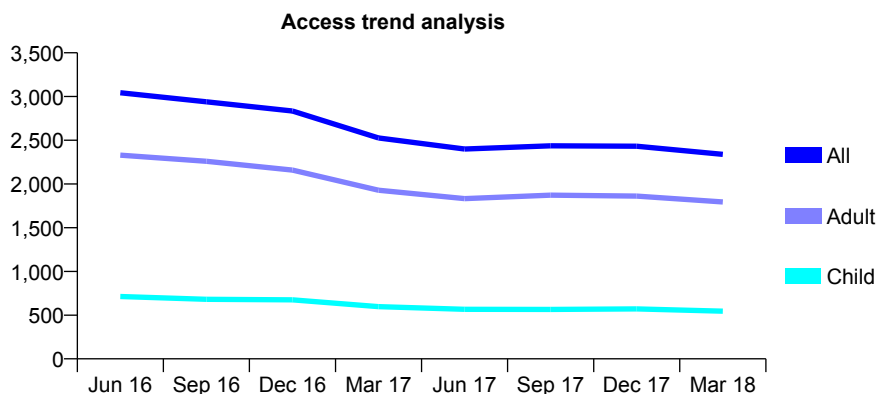
Q64 - Vital Signs At a Glance Contract Report for 108898/0001 - Year end March 2018

Name or company name	MA Surgeries Limited
Contract type name	GDS Contract
Purpose of contract	General
Contract start date	01/04/2013
Contract end date	

17/18 Contracted general activity (UDA)	9,900
Carry forward general activity (UDA)	0
17/18 Contracted orthodontic activity (UOA)	0
Carry forward orthodontic activity (UOA)	0
Baseline contract value	£233,781.42

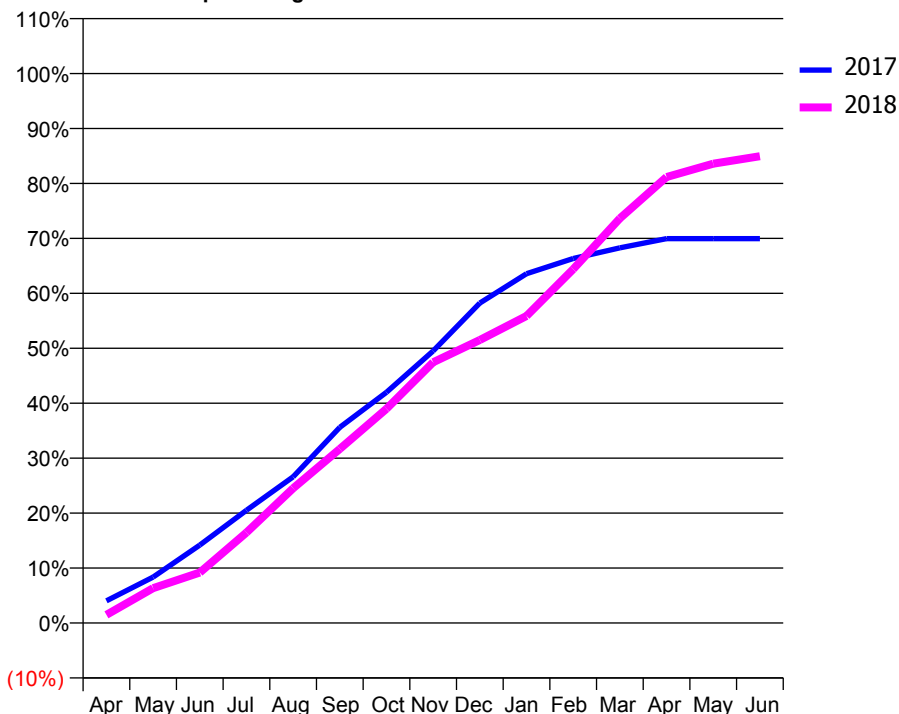
ACCESS*

Patients seen in 24 months	Total	Change since previous quarter
Quarter ending March 2017	2,526	
Quarter ending June 2017	2,399	↓
Quarter ending September 2017	2,437	→
Quarter ending December 2017	2,432	→
Quarter ending March 2018	2,339	↓
Variance since March 2017	(7.4%)	↓



ACTIVITY

Cumulative percentage of contracted UDA delivered 2017 & 2018



Month	Adjusted Scheduled Activity (UDA)	
	2017	2018
April	399	148
May	827	629
June	1,404	909
July	2,030	1,629
August	2,635	2,427
September	3,525	3,136
October	4,157	3,859
November	4,903	4,697
December	5,764	5,100
January	6,292	5,532
February	6,567	6,375
March	6,758	7,289
April	6,925	8,035
May	6,925	8,276
June	6,925	8,409

QUALITY

	Quantity	Base Number	Contract	AT	Region	England
% of FP17s for the same patient ID Re-attending within 3 months - Children	49	858	5.7%	9.1%	11.5%	11.9%
% of FP17s for the same patient ID Re-attending within 3 months - Adults	360	2,722	13.2%	13.5%	15.9%	16.0%
% of FP17s for the same patient ID Re-attending between 3 & 9 months - Children	484	858	56.4%	61.7%	60.6%	58.3%
% of FP17s for the same patient ID Re-attending between 3 & 9 months - Adults	1,448	2,722	53.2%	51.8%	51.6%	50.3%
% of FP17s for Band 1 Urgent Courses	156	4,097	3.8%	8.1%	9.5%	9.1%
% of FP17s Relating to Free Repair or Replacements	12	4,097	0.3%	0.7%	0.7%	0.8%
% of FP17s Relating to Continuations	87	4,097	2.1%	1.0%	1.0%	1.0%
% of Patients satisfied with the dentistry they have received	4	4	N/A	92.8%	92.0%	91.5%
% of Patients satisfied with the time they had to wait for an appointment	4	4	N/A	88.4%	88.1%	87.9%

* This is based on patients treated on this contract for their most recent course of treatment. Figures in italics indicate the base number of FP17s or Patient Questionnaire responses are less than 100. N/A is shown where the base number of responses is less than 10 during the period. % is calculated as Quantity/Base number*100

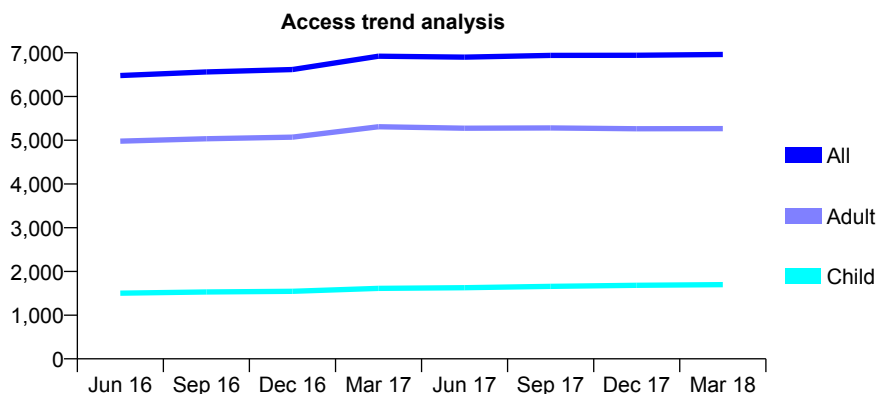
Q64 - Vital Signs At a Glance Contract Report for 108936/0001 - Year end March 2018

Name or company name	The Health Centre Dental Practice
Contract type name	GDS Contract
Purpose of contract	General
Contract start date	01/08/2012
Contract end date	

17/18 Contracted general activity (UDA)	20,000
Carry forward general activity (UDA)	-236
17/18 Contracted orthodontic activity (UOA)	0
Carry forward orthodontic activity (UOA)	0
Baseline contract value	£527,622.59

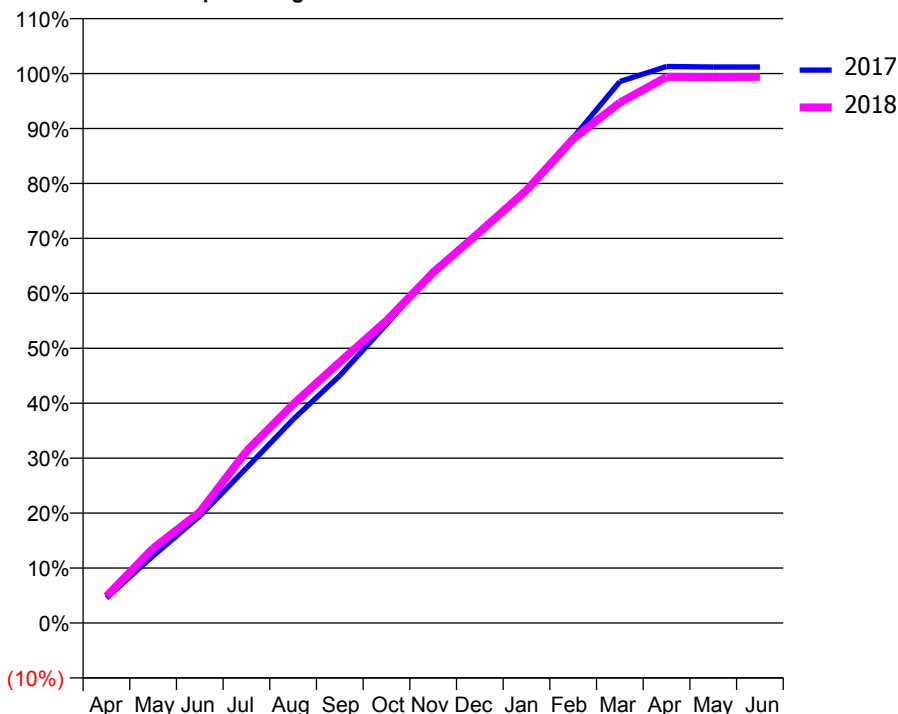
ACCESS*

Patients seen in 24 months	Total	Change since previous quarter
Quarter ending March 2017	6,922	
Quarter ending June 2017	6,900	→
Quarter ending September 2017	6,939	→
Quarter ending December 2017	6,943	→
Quarter ending March 2018	6,963	→
Variance since March 2017	0.6%	→



ACTIVITY

Cumulative percentage of contracted UDA delivered 2017 & 2018



Month	Adjusted Scheduled Activity (UDA)	
	2017	2018
April	912	973
May	2,442	2,719
June	3,893	4,042
July	5,640	6,253
August	7,413	7,960
September	9,005	9,499
October	10,876	11,006
November	12,820	12,756
December	14,209	14,240
January	15,723	15,752
February	17,665	17,618
March	19,708	18,942
April	20,255	19,875
May	20,235	19,874
June	20,236	19,878

QUALITY

	Quantity	Base Number	Contract	AT	Region	England
% of FP17s for the same patient ID Re-attending within 3 months - Children	136	2,639	5.2%	9.1%	11.5%	11.9%
% of FP17s for the same patient ID Re-attending within 3 months - Adults	958	7,829	12.2%	13.5%	15.9%	16.0%
% of FP17s for the same patient ID Re-attending between 3 & 9 months - Children	1,811	2,639	68.6%	61.7%	60.6%	58.3%
% of FP17s for the same patient ID Re-attending between 3 & 9 months - Adults	5,131	7,829	65.5%	51.8%	51.6%	50.3%
% of FP17s for Band 1 Urgent Courses	562	10,650	5.3%	8.1%	9.5%	9.1%
% of FP17s Relating to Free Repair or Replacements	56	10,650	0.5%	0.7%	0.7%	0.8%
% of FP17s Relating to Continuations	55	10,650	0.5%	1.0%	1.0%	1.0%
% of Patients satisfied with the dentistry they have received	19	20	95.0%	92.8%	92.0%	91.5%
% of Patients satisfied with the time they had to wait for an appointment	18	20	90.0%	88.4%	88.1%	87.9%

* This is based on patients treated on this contract for their most recent course of treatment. Figures in italics indicate the base number of FP17s or Patient Questionnaire responses are less than 100. N/A is shown where the base number of responses is less than 10 during the period. % is calculated as Quantity/Base number*100

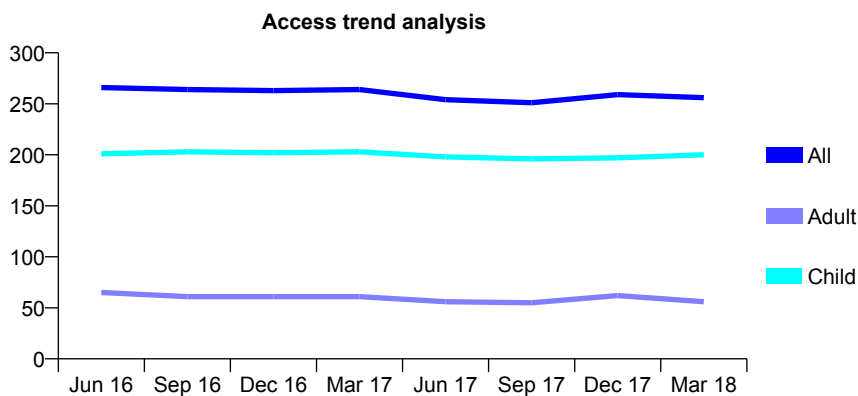
Q64 - Vital Signs At a Glance Contract Report for 109002/0001 - Year end March 2018

Name or company name	Dr Dominic Killian Ltd
Contract type name	GDS Contract
Purpose of contract	General
Contract start date	01/10/2008
Contract end date	

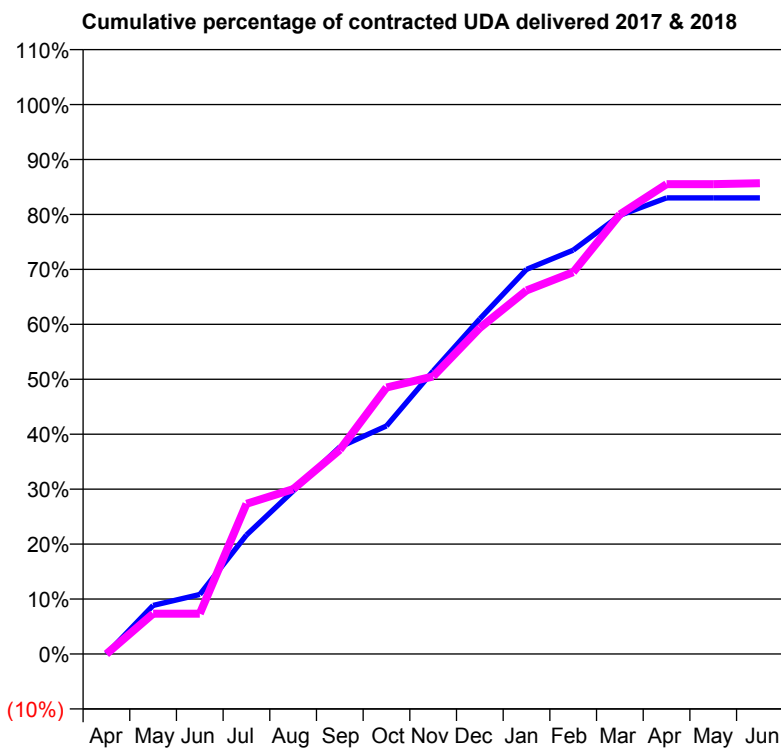
17/18 Contracted general activity (UDA)	600
Carry forward general activity (UDA)	0
17/18 Contracted orthodontic activity (UOA)	0
Carry forward orthodontic activity (UOA)	0
Baseline contract value	£16,516.10

ACCESS*

Patients seen in 24 months	Total	Change since previous quarter
Quarter ending March 2017	264	
Quarter ending June 2017	254	↓
Quarter ending September 2017	251	↓
Quarter ending December 2017	259	↑
Quarter ending March 2018	256	↓
Variance since March 2017	(3.0%)	↓



ACTIVITY



Month	Adjusted Scheduled Activity (UDA)	
	2017	2018
April	0	0
May	53	44
June	65	44
July	130	164
August	178	180
September	226	223
October	249	291
November	309	303
December	366	356
January	420	397
February	441	417
March	479	480
April	498	513
May	498	513
June	498	514

QUALITY

	Quantity	Base Number	Contract	AT	Region	England
% of FP17s for the same patient ID Re-attending within 3 months - Children	14	335	4.2%	9.1%	11.5%	11.9%
% of FP17s for the same patient ID Re-attending within 3 months - Adults	0	24	0.0%	13.5%	15.9%	16.0%
% of FP17s for the same patient ID Re-attending between 3 & 9 months - Children	227	335	67.8%	61.7%	60.6%	58.3%
% of FP17s for the same patient ID Re-attending between 3 & 9 months - Adults	19	24	79.2%	51.8%	51.6%	50.3%
% of FP17s for Band 1 Urgent Courses	0	367	0.0%	8.1%	9.5%	9.1%
% of FP17s Relating to Free Repair or Replacements	0	367	0.0%	0.7%	0.7%	0.8%
% of FP17s Relating to Continuations	0	367	0.0%	1.0%	1.0%	1.0%
% of Patients satisfied with the dentistry they have received	0	0	N/A	92.8%	92.0%	91.5%
% of Patients satisfied with the time they had to wait for an appointment	0	0	N/A	88.4%	88.1%	87.9%

* This is based on patients treated on this contract for their most recent course of treatment. Figures in italics indicate the base number of FP17s or Patient Questionnaire responses are less than 100. N/A is shown where the base number of responses is less than 10 during the period. % is calculated as Quantity/Base number*100

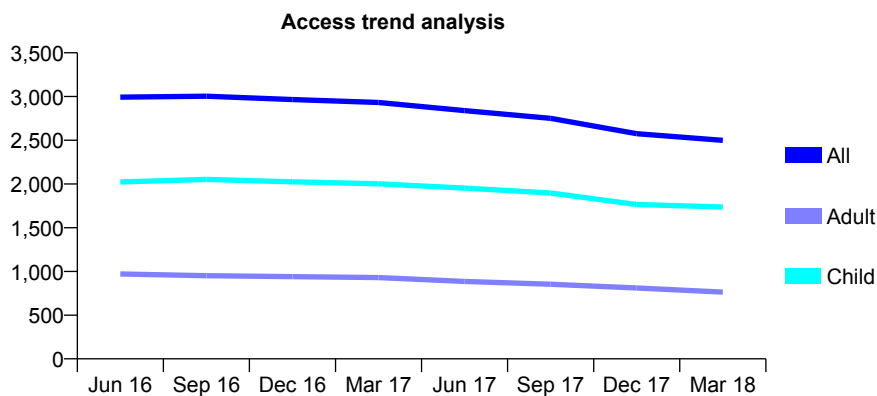
Q64 - Vital Signs At a Glance Contract Report for 113387/0001 - Year end March 2018

Name or company name	Hanlon, Gardner Dental Surgeons
Contract type name	GDS Contract
Purpose of contract	General and Orthodontic
Contract start date	01/04/2006
Contract end date	

17/18 Contracted general activity (UDA)	5,483
Carry forward general activity (UDA)	0
17/18 Contracted orthodontic activity (UOA)	896
Carry forward orthodontic activity (UOA)	0
Baseline contract value	£179,473.63

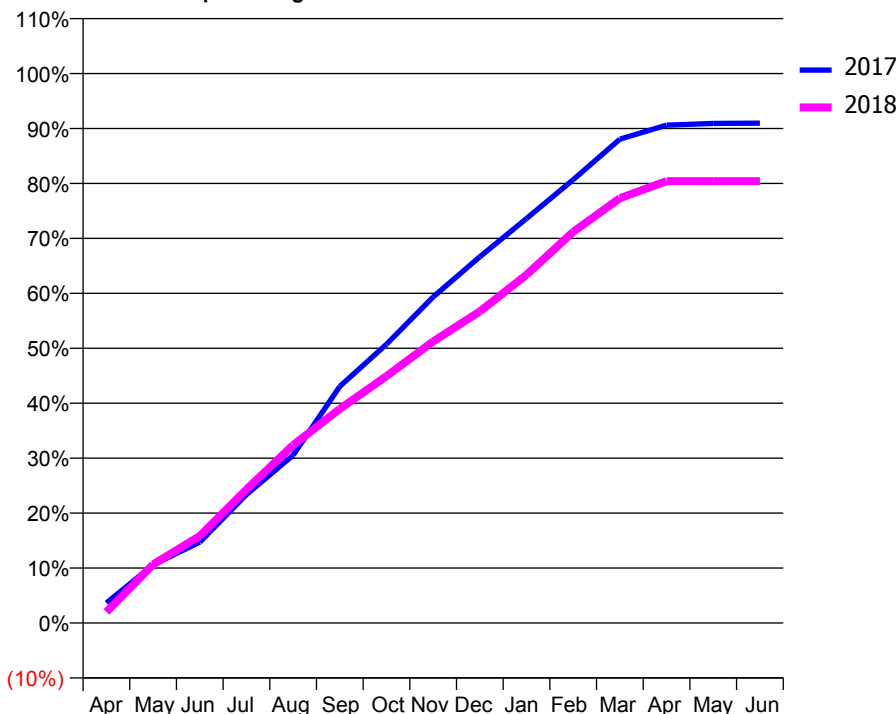
ACCESS*

Patients seen in 24 months	Total	Change since previous quarter
Quarter ending March 2017	2,932	
Quarter ending June 2017	2,839	↓
Quarter ending September 2017	2,750	↓
Quarter ending December 2017	2,575	↓
Quarter ending March 2018	2,499	↓
Variance since March 2017	(14.8%)	↓



ACTIVITY

Cumulative percentage of contracted UDA delivered 2017 & 2018



Month	Adjusted Scheduled Activity (UDA)	
	2017	2018
April	220	111
May	636	585
June	883	869
July	1,403	1,333
August	1,833	1,776
September	2,584	2,137
October	3,044	2,463
November	3,561	2,809
December	3,999	3,109
January	4,416	3,474
February	4,841	3,904
March	5,283	4,239
April	5,435	4,409
May	5,454	4,409
June	5,457	4,409

QUALITY

	Quantity	Base Number	Contract	AT	Region	England
% of FP17s for the same patient ID Re-attending within 3 months - Children	384	2,725	14.1%	9.1%	11.5%	11.9%
% of FP17s for the same patient ID Re-attending within 3 months - Adults	108	720	15.0%	13.5%	15.9%	16.0%
% of FP17s for the same patient ID Re-attending between 3 & 9 months - Children	1,698	2,725	62.3%	61.7%	60.6%	58.3%
% of FP17s for the same patient ID Re-attending between 3 & 9 months - Adults	410	720	56.9%	51.8%	51.6%	50.3%
% of FP17s for Band 1 Urgent Courses	146	3,342	4.4%	8.1%	9.5%	9.1%
% of FP17s Relating to Free Repair or Replacements	0	3,342	0.0%	0.7%	0.7%	0.8%
% of FP17s Relating to Continuations	97	3,342	2.9%	1.0%	1.0%	1.0%
% of Patients satisfied with the dentistry they have received	4	5	N/A	92.8%	92.0%	91.5%
% of Patients satisfied with the time they had to wait for an appointment	5	5	N/A	88.4%	88.1%	87.9%

* This is based on patients treated on this contract for their most recent course of treatment. Figures in italics indicate the base number of FP17s or Patient Questionnaire responses are less than 100. N/A is shown where the base number of responses is less than 10 during the period. % is calculated as Quantity/Base number*100

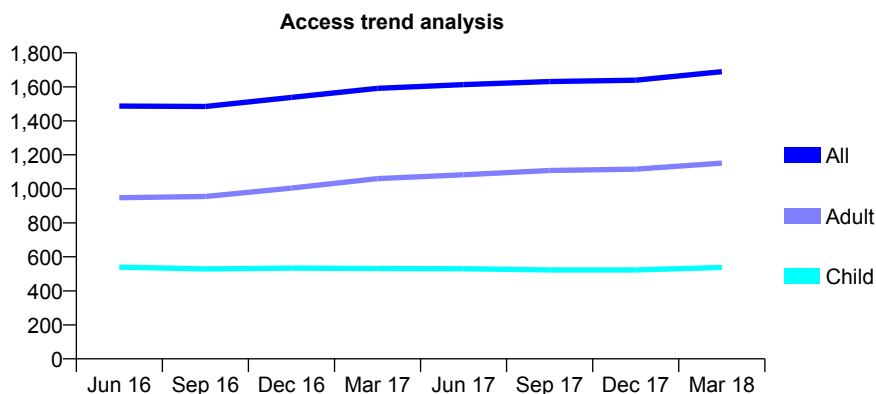
Q64 - Vital Signs At a Glance Contract Report for 114588/0001 - Year end March 2018

Name or company name	Ferndale Dental Clinic Limited
Contract type name	GDS Contract
Purpose of contract	General
Contract start date	01/04/2008
Contract end date	

17/18 Contracted general activity (UDA)	6,764
Carry forward general activity (UDA)	0
17/18 Contracted orthodontic activity (UOA)	0
Carry forward orthodontic activity (UOA)	0
Baseline contract value	£165,327.52

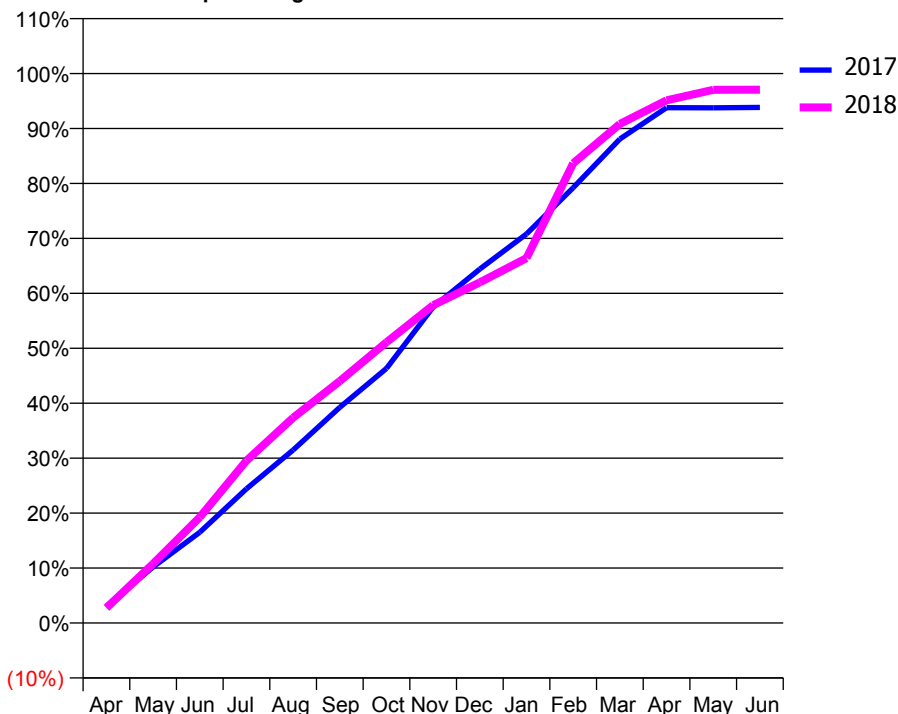
ACCESS*

Patients seen in 24 months	Total	Change since previous quarter
Quarter ending March 2017	1,591	
Quarter ending June 2017	1,613	→
Quarter ending September 2017	1,631	→
Quarter ending December 2017	1,639	→
Quarter ending March 2018	1,689	↑
Variance since March 2017	6.2%	↑



ACTIVITY

Cumulative percentage of contracted UDA delivered 2017 & 2018



Month	Adjusted Scheduled Activity (UDA)	
	2017	2018
April	205	186
May	689	730
June	1,118	1,303
July	1,652	1,998
August	2,129	2,527
September	2,656	2,978
October	3,134	3,455
November	3,889	3,913
December	4,358	4,193
January	4,789	4,492
February	5,359	5,659
March	5,958	6,144
April	6,343	6,434
May	6,341	6,562
June	6,346	6,565

QUALITY

	Quantity	Base Number	Contract	AT	Region	England
% of FP17s for the same patient ID Re-attending within 3 months - Children	52	960	5.4%	9.1%	11.5%	11.9%
% of FP17s for the same patient ID Re-attending within 3 months - Adults	217	1,822	11.9%	13.5%	15.9%	16.0%
% of FP17s for the same patient ID Re-attending between 3 & 9 months - Children	731	960	76.1%	61.7%	60.6%	58.3%
% of FP17s for the same patient ID Re-attending between 3 & 9 months - Adults	1,174	1,822	64.4%	51.8%	51.6%	50.3%
% of FP17s for Band 1 Urgent Courses	142	2,754	5.2%	8.1%	9.5%	9.1%
% of FP17s Relating to Free Repair or Replacements	11	2,754	0.4%	0.7%	0.7%	0.8%
% of FP17s Relating to Continuations	13	2,754	0.5%	1.0%	1.0%	1.0%
% of Patients satisfied with the dentistry they have received	6	6	N/A	92.8%	92.0%	91.5%
% of Patients satisfied with the time they had to wait for an appointment	6	6	N/A	88.4%	88.1%	87.9%

* This is based on patients treated on this contract for their most recent course of treatment. Figures in italics indicate the base number of FP17s or Patient Questionnaire responses are less than 100. N/A is shown where the base number of responses is less than 10 during the period. % is calculated as Quantity/Base number*100

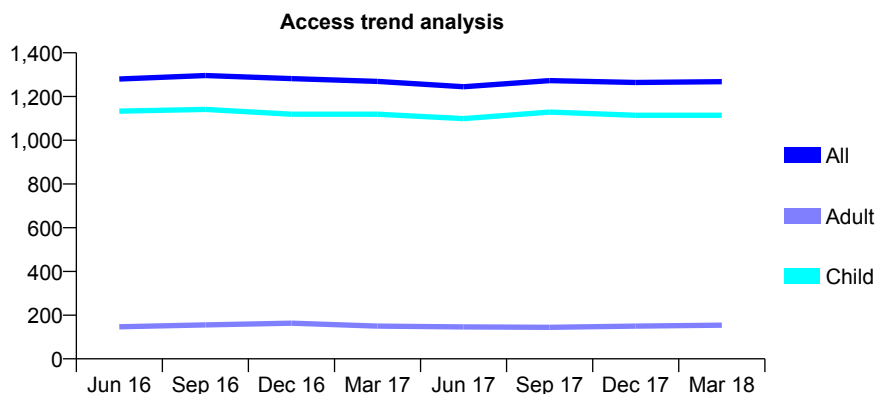
Q64 - Vital Signs At a Glance Contract Report for 117617/0001 - Year end March 2018

Name or company name	Barley Mow Dental Care
Contract type name	GDS Contract
Purpose of contract	General
Contract start date	01/04/2006
Contract end date	

17/18 Contracted general activity (UDA)	3,100
Carry forward general activity (UDA)	0
17/18 Contracted orthodontic activity (UOA)	0
Carry forward orthodontic activity (UOA)	0
Baseline contract value	£74,670.61

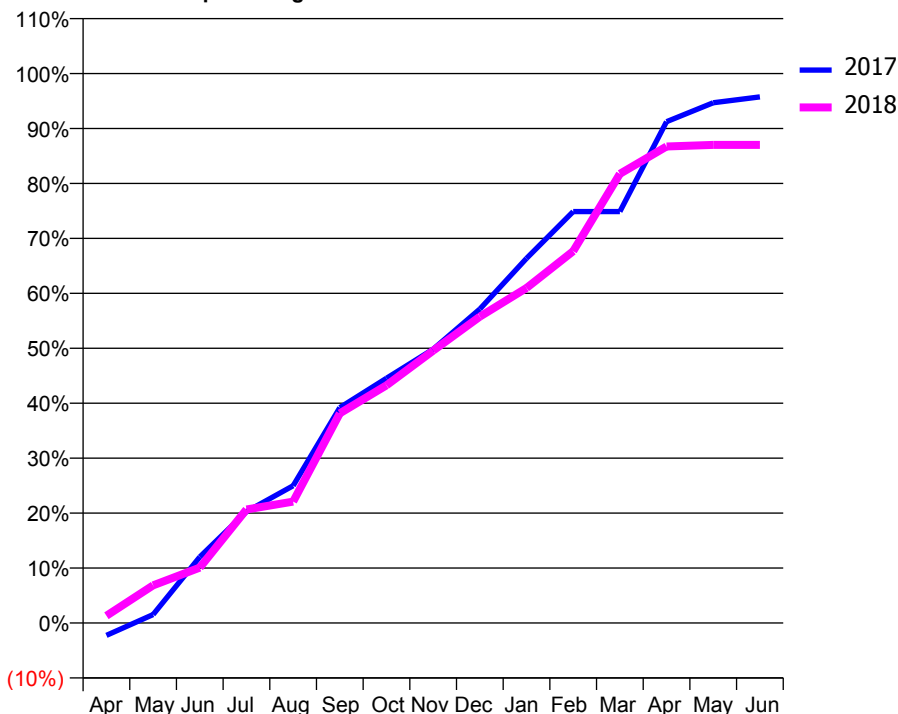
ACCESS*

Patients seen in 24 months	Total	Change since previous quarter
Quarter ending March 2017	1,269	
Quarter ending June 2017	1,245	↓
Quarter ending September 2017	1,273	↑
Quarter ending December 2017	1,264	→
Quarter ending March 2018	1,268	→
Variance since March 2017	(0.1%)	→



ACTIVITY

Cumulative percentage of contracted UDA delivered 2017 & 2018



Month	Adjusted Scheduled Activity (UDA)	
	2017	2018
April	-71	41
May	48	212
June	372	313
July	629	641
August	774	685
September	1,215	1,183
October	1,381	1,341
November	1,545	1,537
December	1,771	1,728
January	2,057	1,890
February	2,321	2,098
March	2,321	2,534
April	2,828	2,688
May	2,935	2,697
June	2,968	2,697

QUALITY

	Quantity	Base Number	Contract	AT	Region	England
% of FP17s for the same patient ID Re-attending within 3 months - Children	245	2,323	10.5%	9.1%	11.5%	11.9%
% of FP17s for the same patient ID Re-attending within 3 months - Adults	6	95	6.3%	13.5%	15.9%	16.0%
% of FP17s for the same patient ID Re-attending between 3 & 9 months - Children	1,428	2,323	61.5%	61.7%	60.6%	58.3%
% of FP17s for the same patient ID Re-attending between 3 & 9 months - Adults	54	95	56.8%	51.8%	51.6%	50.3%
% of FP17s for Band 1 Urgent Courses	43	2,053	2.1%	8.1%	9.5%	9.1%
% of FP17s Relating to Free Repair or Replacements	0	2,053	0.0%	0.7%	0.7%	0.8%
% of FP17s Relating to Continuations	0	2,053	0.0%	1.0%	1.0%	1.0%
% of Patients satisfied with the dentistry they have received	2	2	N/A	92.8%	92.0%	91.5%
% of Patients satisfied with the time they had to wait for an appointment	2	2	N/A	88.4%	88.1%	87.9%

* This is based on patients treated on this contract for their most recent course of treatment. Figures in italics indicate the base number of FP17s or Patient Questionnaire responses are less than 100. N/A is shown where the base number of responses is less than 10 during the period. % is calculated as Quantity/Base number*100

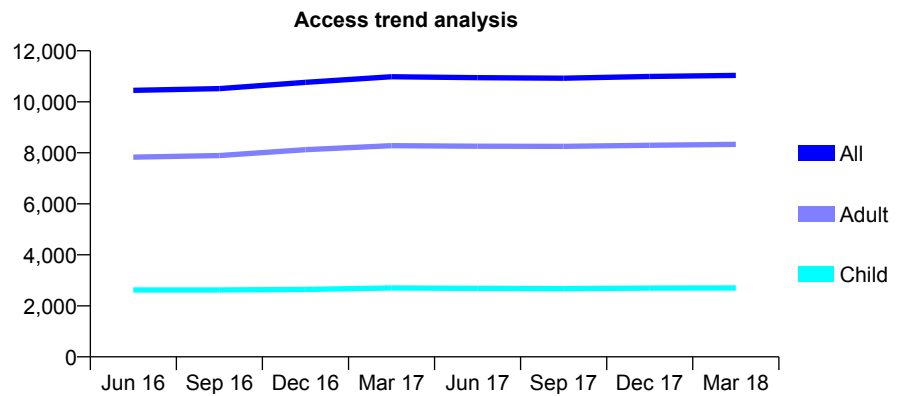
Q64 - Vital Signs At a Glance Contract Report for 117811/0001 - Year end March 2018

Name or company name	Chipping Manor Dental Practice Ltd.
Contract type name	GDS Contract
Purpose of contract	General
Contract start date	01/04/2008
Contract end date	

17/18 Contracted general activity (UDA)	33,004
Carry forward general activity (UDA)	-549
17/18 Contracted orthodontic activity (UOA)	0
Carry forward orthodontic activity (UOA)	0
Baseline contract value	£904,756.99

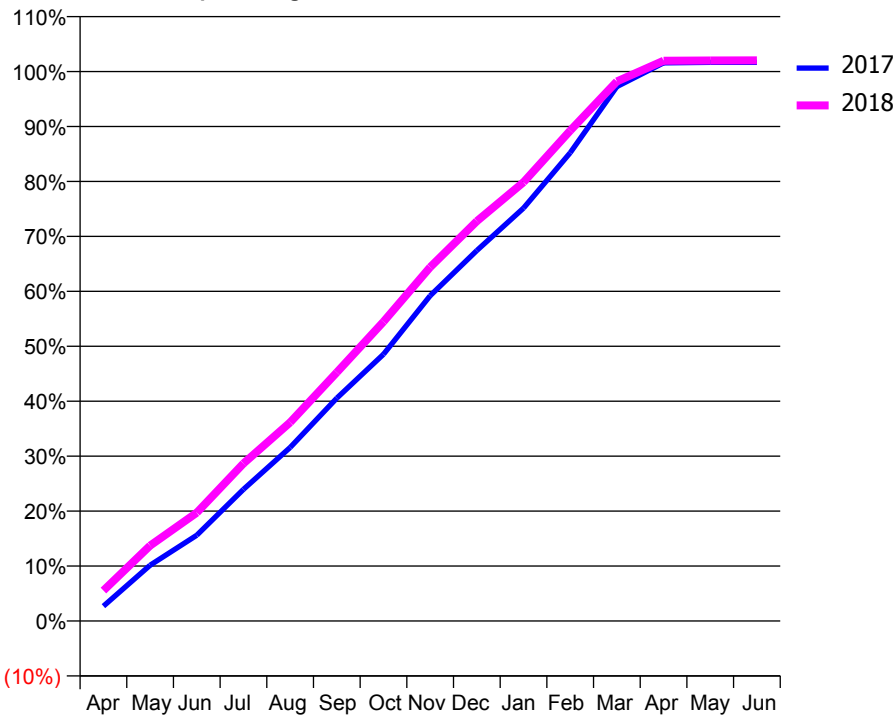
ACCESS*

Patients seen in 24 months	Total	Change since previous quarter
Quarter ending March 2017	10,981	
Quarter ending June 2017	10,944	→
Quarter ending September 2017	10,924	→
Quarter ending December 2017	10,991	→
Quarter ending March 2018	11,033	→
Variance since March 2017	0.5%	→



ACTIVITY

Cumulative percentage of contracted UDA delivered 2017 & 2018



QUALITY

	Quantity	Base Number	Contract	AT	Region	England
% of FP17s for the same patient ID Re-attending within 3 months - Children	283	4,290	6.6%	9.1%	11.5%	11.9%
% of FP17s for the same patient ID Re-attending within 3 months - Adults	1,678	11,475	14.6%	13.5%	15.9%	16.0%
% of FP17s for the same patient ID Re-attending between 3 & 9 months - Children	2,868	4,290	66.9%	61.7%	60.6%	58.3%
% of FP17s for the same patient ID Re-attending between 3 & 9 months - Adults	5,677	11,475	49.5%	51.8%	51.6%	50.3%
% of FP17s for Band 1 Urgent Courses	1,521	14,934	10.2%	8.1%	9.5%	9.1%
% of FP17s Relating to Free Repair or Replacements	242	14,934	1.6%	0.7%	0.7%	0.8%
% of FP17s Relating to Continuations	96	14,934	0.6%	1.0%	1.0%	1.0%
% of Patients satisfied with the dentistry they have received	22	23	95.7%	92.8%	92.0%	91.5%
% of Patients satisfied with the time they had to wait for an appointment	14	23	60.9%	88.4%	88.1%	87.9%

* This is based on patients treated on this contract for their most recent course of treatment. Figures in italics indicate the base number of FP17s or Patient Questionnaire responses are less than 100. N/A is shown where the base number of responses is less than 10 during the period. % is calculated as Quantity/Base number*100

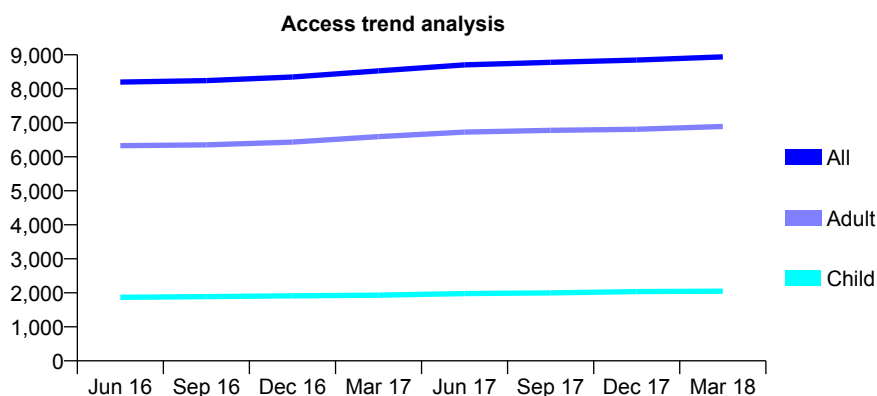
Q64 - Vital Signs At a Glance Contract Report for 117811/0002 - Year end March 2018

Name or company name	Chipping Manor Dental Practice Ltd.
Contract type name	GDS Contract
Purpose of contract	General
Contract start date	17/09/2008
Contract end date	

17/18 Contracted general activity (UDA)	26,100
Carry forward general activity (UDA)	-326
17/18 Contracted orthodontic activity (UOA)	0
Carry forward orthodontic activity (UOA)	0
Baseline contract value	£683,910.14

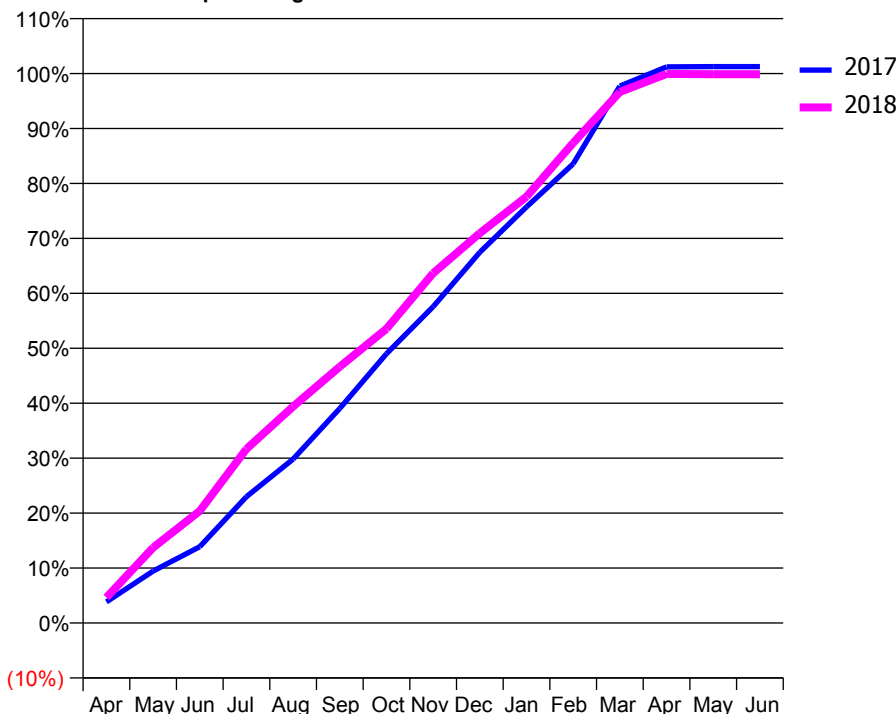
ACCESS*

Patients seen in 24 months	Total	Change since previous quarter
Quarter ending March 2017	8,529	
Quarter ending June 2017	8,705	↑
Quarter ending September 2017	8,779	→
Quarter ending December 2017	8,846	→
Quarter ending March 2018	8,939	→
Variance since March 2017	4.8%	↑



ACTIVITY

Cumulative percentage of contracted UDA delivered 2017 & 2018



Month	Adjusted Scheduled Activity (UDA)	
	2017	2018
April	1,006	1,212
May	2,468	3,584
June	3,629	5,323
July	5,999	8,268
August	7,790	10,283
September	10,191	12,178
October	12,791	13,978
November	15,027	16,616
December	17,608	18,516
January	19,762	20,251
February	21,808	22,804
March	25,506	25,222
April	26,417	26,082
May	26,429	26,065
June	26,426	26,066

QUALITY

	Quantity	Base Number	Contract	AT	Region	England
% of FP17s for the same patient ID Re-attending within 3 months - Children	198	3,202	6.2%	9.1%	11.5%	11.9%
% of FP17s for the same patient ID Re-attending within 3 months - Adults	1,079	9,475	11.4%	13.5%	15.9%	16.0%
% of FP17s for the same patient ID Re-attending between 3 & 9 months - Children	2,250	3,202	70.3%	61.7%	60.6%	58.3%
% of FP17s for the same patient ID Re-attending between 3 & 9 months - Adults	4,781	9,475	50.5%	51.8%	51.6%	50.3%
% of FP17s for Band 1 Urgent Courses	605	12,652	4.8%	8.1%	9.5%	9.1%
% of FP17s Relating to Free Repair or Replacements	282	12,652	2.2%	0.7%	0.7%	0.8%
% of FP17s Relating to Continuations	160	12,652	1.3%	1.0%	1.0%	1.0%
% of Patients satisfied with the dentistry they have received	15	15	100.0%	92.8%	92.0%	91.5%
% of Patients satisfied with the time they had to wait for an appointment	15	15	100.0%	88.4%	88.1%	87.9%

* This is based on patients treated on this contract for their most recent course of treatment. Figures in italics indicate the base number of FP17s or Patient Questionnaire responses are less than 100. N/A is shown where the base number of responses is less than 10 during the period. % is calculated as Quantity/Base number*100

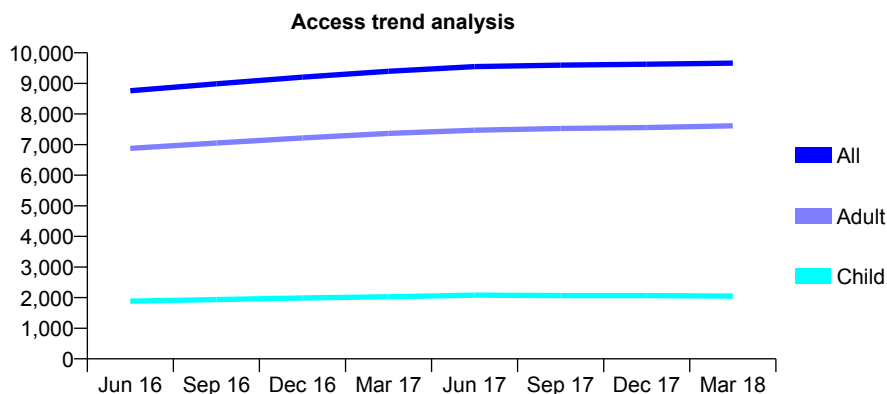
Q64 - Vital Signs At a Glance Contract Report for 118060/0029 - Year end March 2018

Name or company name	Genix Healthcare Ltd
Contract type name	PDS Plus Contract
Purpose of contract	General
Contract start date	15/09/2011
Contract end date	31/03/2018

17/18 Contracted general activity (UDA)	24,000
Carry forward general activity (UDA)	-480
17/18 Contracted orthodontic activity (UOA)	0
Carry forward orthodontic activity (UOA)	0
Baseline contract value	£333,872.56

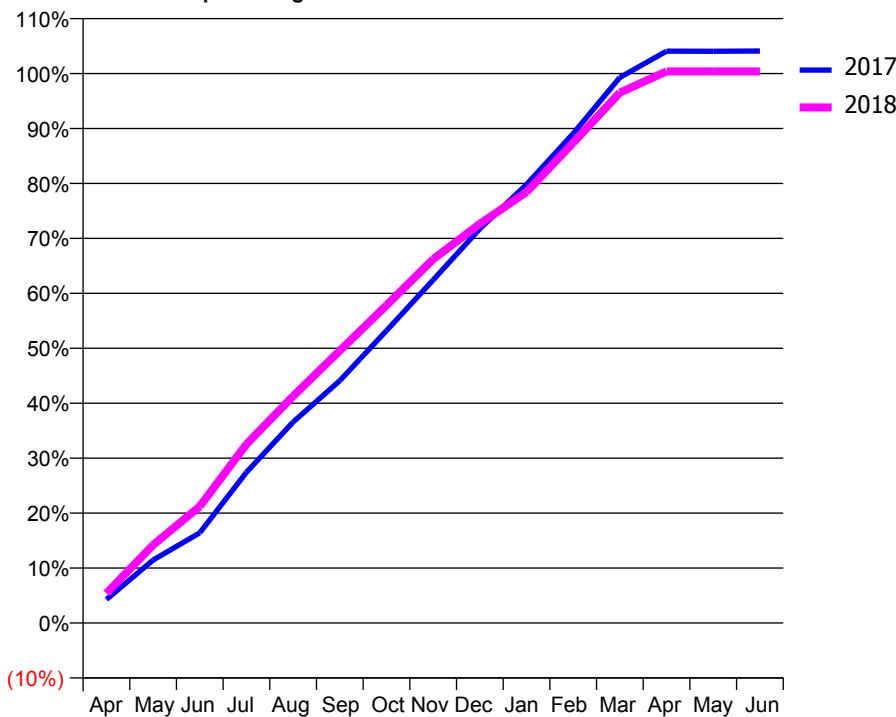
ACCESS*

Patients seen in 24 months	Total	Change since previous quarter
Quarter ending March 2017	9,398	
Quarter ending June 2017	9,550	→
Quarter ending September 2017	9,597	→
Quarter ending December 2017	9,626	→
Quarter ending March 2018	9,663	→
Variance since March 2017	2.8%	↑



ACTIVITY

Cumulative percentage of contracted UDA delivered 2017 & 2018



Month	Adjusted Scheduled Activity (UDA)	
	2017	2018
April	1,028	1,297
May	2,751	3,412
June	3,938	5,094
July	6,582	7,815
August	8,780	9,908
September	10,585	11,897
October	12,767	13,874
November	14,981	15,889
December	17,218	17,437
January	19,153	18,818
February	21,375	20,976
March	23,830	23,166
April	24,974	24,090
May	24,973	24,092
June	24,981	24,092

QUALITY

	Quantity	Base Number	Contract	AT	Region	England
% of FP17s for the same patient ID Re-attending within 3 months - Children	123	2,827	4.4%	9.1%	11.5%	11.9%
% of FP17s for the same patient ID Re-attending within 3 months - Adults	1,079	9,503	11.4%	13.5%	15.9%	16.0%
% of FP17s for the same patient ID Re-attending between 3 & 9 months - Children	1,841	2,827	65.1%	61.7%	60.6%	58.3%
% of FP17s for the same patient ID Re-attending between 3 & 9 months - Adults	4,308	9,503	45.3%	51.8%	51.6%	50.3%
% of FP17s for Band 1 Urgent Courses	640	12,257	5.2%	8.1%	9.5%	9.1%
% of FP17s Relating to Free Repair or Replacements	105	12,257	0.9%	0.7%	0.7%	0.8%
% of FP17s Relating to Continuations	149	12,257	1.2%	1.0%	1.0%	1.0%
% of Patients satisfied with the dentistry they have received	20	20	100.0%	92.8%	92.0%	91.5%
% of Patients satisfied with the time they had to wait for an appointment	20	20	100.0%	88.4%	88.1%	87.9%

* This is based on patients treated on this contract for their most recent course of treatment. Figures in italics indicate the base number of FP17s or Patient Questionnaire responses are less than 100. N/A is shown where the base number of responses is less than 10 during the period. % is calculated as Quantity/Base number*100

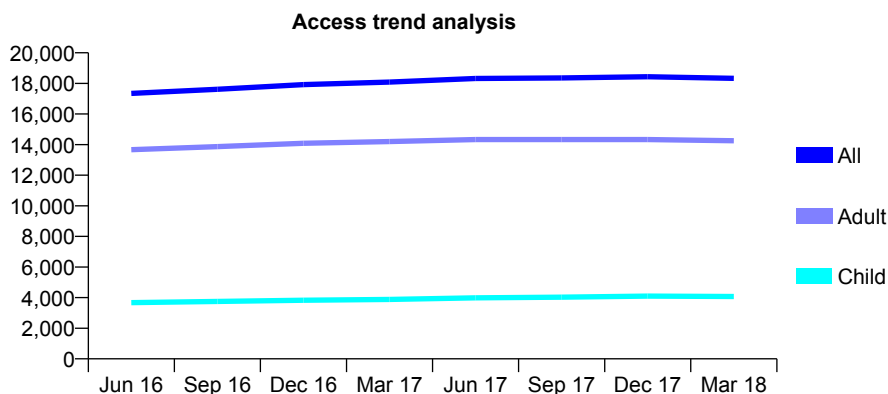
Q64 - Vital Signs At a Glance Contract Report for 118060/0030 - Year end March 2018

Name or company name	Genix Healthcare Ltd
Contract type name	PDS Plus Contract
Purpose of contract	General
Contract start date	03/11/2011
Contract end date	31/03/2018

17/18 Contracted general activity (UDA)	58,000
Carry forward general activity (UDA)	0
17/18 Contracted orthodontic activity (UOA)	0
Carry forward orthodontic activity (UOA)	0
Baseline contract value	£743,575.66

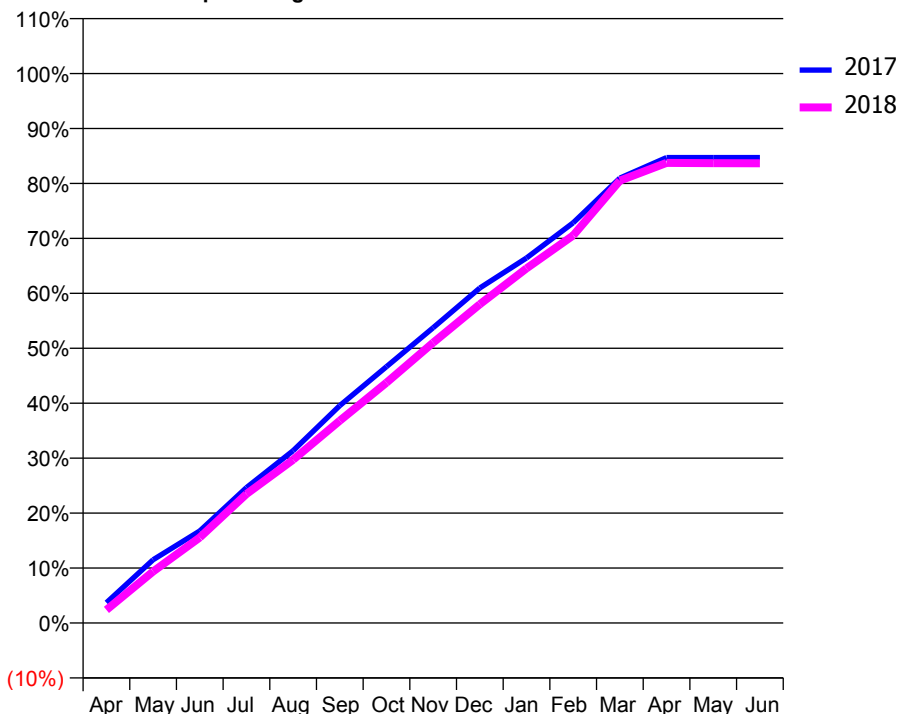
ACCESS*

Patients seen in 24 months	Total	Change since previous quarter
Quarter ending March 2017	18,083	
Quarter ending June 2017	18,320	→
Quarter ending September 2017	18,357	→
Quarter ending December 2017	18,432	→
Quarter ending March 2018	18,330	→
Variance since March 2017	1.4%	→



ACTIVITY

Cumulative percentage of contracted UDA delivered 2017 & 2018



Month	Adjusted Scheduled Activity (UDA)	
	2017	2018
April	2,150	1,392
May	6,676	5,439
June	9,726	9,032
July	14,288	13,613
August	18,190	17,230
September	22,950	21,353
October	27,054	25,371
November	31,169	29,593
December	35,370	33,641
January	38,524	37,428
February	42,248	40,911
March	46,960	46,697
April	49,128	48,560
May	49,127	48,536
June	49,123	48,521

QUALITY

	Quantity	Base Number	Contract	AT	Region	England
% of FP17s for the same patient ID Re-attending within 3 months - Children	426	5,442	7.8%	9.1%	11.5%	11.9%
% of FP17s for the same patient ID Re-attending within 3 months - Adults	2,098	16,684	12.6%	13.5%	15.9%	16.0%
% of FP17s for the same patient ID Re-attending between 3 & 9 months - Children	3,040	5,442	55.9%	61.7%	60.6%	58.3%
% of FP17s for the same patient ID Re-attending between 3 & 9 months - Adults	8,032	16,684	48.1%	51.8%	51.6%	50.3%
% of FP17s for Band 1 Urgent Courses	2,414	21,923	11.0%	8.1%	9.5%	9.1%
% of FP17s Relating to Free Repair or Replacements	173	21,923	0.8%	0.7%	0.7%	0.8%
% of FP17s Relating to Continuations	65	21,923	0.3%	1.0%	1.0%	1.0%
% of Patients satisfied with the dentistry they have received	31	33	93.9%	92.8%	92.0%	91.5%
% of Patients satisfied with the time they had to wait for an appointment	32	33	97.0%	88.4%	88.1%	87.9%

* This is based on patients treated on this contract for their most recent course of treatment. Figures in italics indicate the base number of FP17s or Patient Questionnaire responses are less than 100. N/A is shown where the base number of responses is less than 10 during the period. % is calculated as Quantity/Base number*100

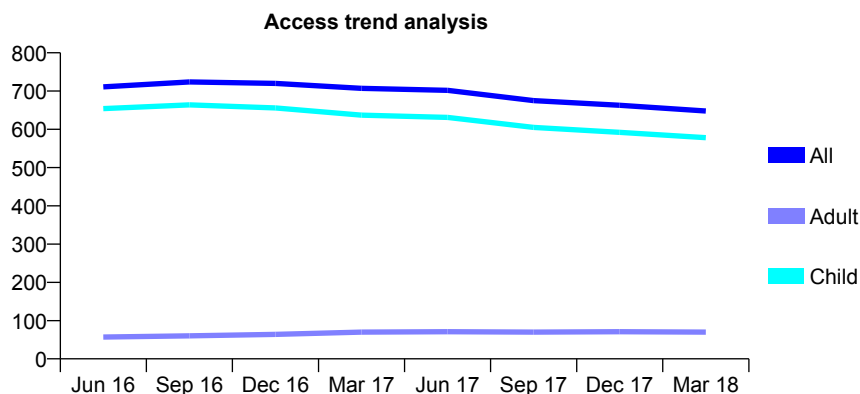
Q64 - Vital Signs At a Glance Contract Report for 118222/0002 - Year end March 2018

Name or company name	Long Street Dental
Contract type name	GDS Contract
Purpose of contract	General
Contract start date	01/05/2006
Contract end date	

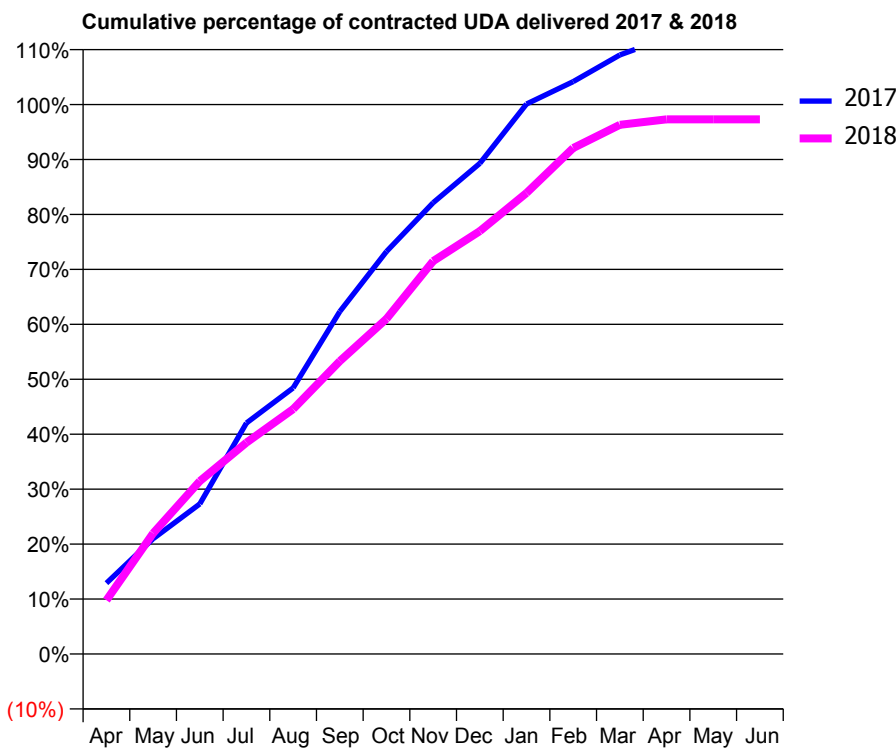
17/18 Contracted general activity (UDA)	1,300
Carry forward general activity (UDA)	-26
17/18 Contracted orthodontic activity (UOA)	0
Carry forward orthodontic activity (UOA)	0
Baseline contract value	£34,477.66

ACCESS*

Patients seen in 24 months	Total	Change since previous quarter
Quarter ending March 2017	707	
Quarter ending June 2017	702	→
Quarter ending September 2017	675	↓
Quarter ending December 2017	663	↓
Quarter ending March 2018	648	↓
Variance since March 2017	(8.3%)	↓



ACTIVITY



Month	Adjusted Scheduled Activity (UDA)	
	2017	2018
April	168	127
May	273	286
June	355	409
July	547	500
August	630	579
September	810	693
October	952	793
November	1,068	930
December	1,161	1,000
January	1,301	1,091
February	1,354	1,197
March	1,417	1,252
April	1,457	1,265
May	1,461	1,265
June	1,462	1,265

QUALITY

	Quantity	Base Number	Contract	AT	Region	England
% of FP17s for the same patient ID Re-attending within 3 months - Children	59	1,069	5.5%	9.1%	11.5%	11.9%
% of FP17s for the same patient ID Re-attending within 3 months - Adults	0	0	N/A	13.5%	15.9%	16.0%
% of FP17s for the same patient ID Re-attending between 3 & 9 months - Children	849	1,069	79.4%	61.7%	60.6%	58.3%
% of FP17s for the same patient ID Re-attending between 3 & 9 months - Adults	0	0	N/A	51.8%	51.6%	50.3%
% of FP17s for Band 1 Urgent Courses	25	1,046	2.4%	8.1%	9.5%	9.1%
% of FP17s Relating to Free Repair or Replacements	0	1,046	0.0%	0.7%	0.7%	0.8%
% of FP17s Relating to Continuations	12	1,046	1.1%	1.0%	1.0%	1.0%
% of Patients satisfied with the dentistry they have received	2	2	N/A	92.8%	92.0%	91.5%
% of Patients satisfied with the time they had to wait for an appointment	1	2	N/A	88.4%	88.1%	87.9%

* This is based on patients treated on this contract for their most recent course of treatment. Figures in italics indicate the base number of FP17s or Patient Questionnaire responses are less than 100. N/A is shown where the base number of responses is less than 10 during the period. % is calculated as Quantity/Base number*100

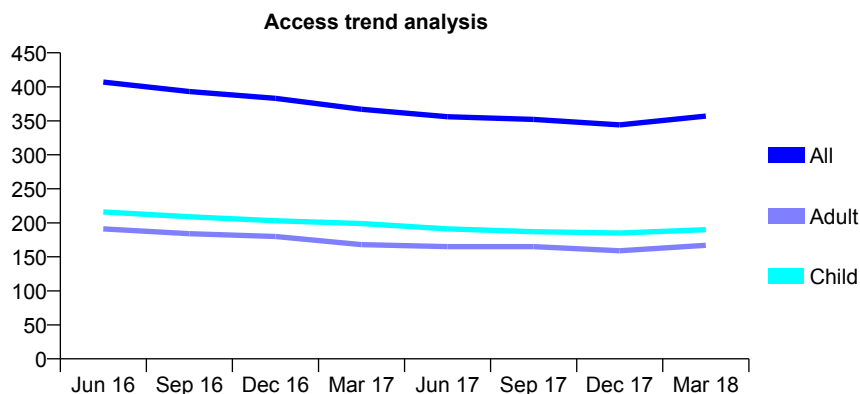
Q64 - Vital Signs At a Glance Contract Report for 119504/0001 - Year end March 2018

Name or company name	Mr CS Lambert-Rose
Contract type name	GDS Contract
Purpose of contract	General
Contract start date	18/05/2012
Contract end date	

17/18 Contracted general activity (UDA)	650
Carry forward general activity (UDA)	-6
17/18 Contracted orthodontic activity (UOA)	0
Carry forward orthodontic activity (UOA)	0
Baseline contract value	£14,451.72

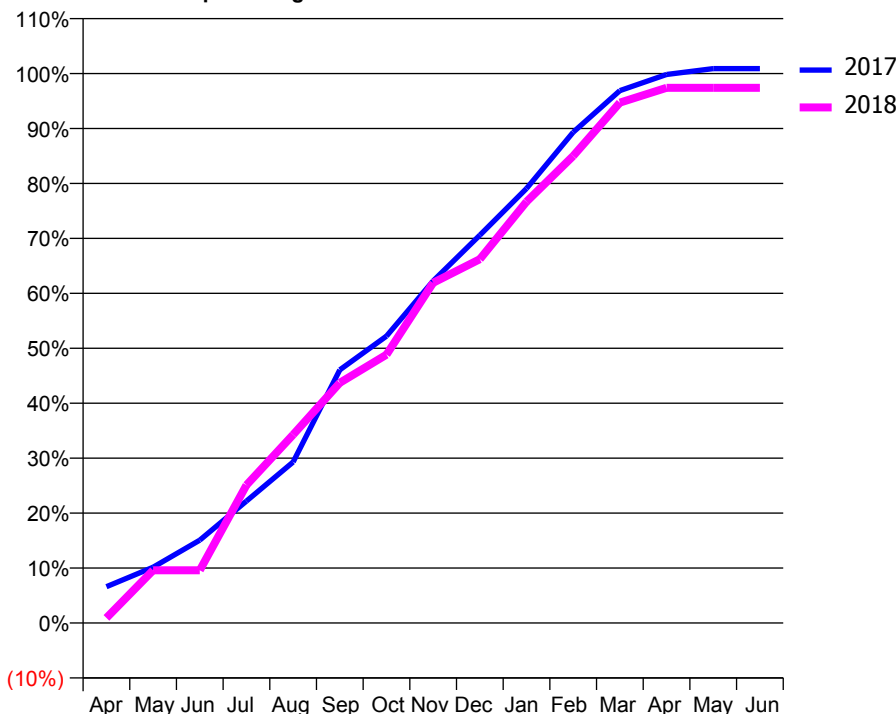
ACCESS*

Patients seen in 24 months	Total	Change since previous quarter
Quarter ending March 2017	367	
Quarter ending June 2017	356	↓
Quarter ending September 2017	352	↓
Quarter ending December 2017	344	↓
Quarter ending March 2018	357	↑
Variance since March 2017	(2.7%)	↓



ACTIVITY

Cumulative percentage of contracted UDA delivered 2017 & 2018



Adjusted Scheduled Activity (UDA)

Month	2017	2018
April	43	6
May	66	62
June	98	62
July	144	163
August	190	223
September	299	284
October	339	317
November	405	402
December	459	430
January	514	498
February	581	552
March	630	616
April	649	633
May	656	633
June	656	633

QUALITY

	Quantity	Base Number	Contract	AT	Region	England
% of FP17s for the same patient ID Re-attending within 3 months - Children	5	260	1.9%	9.1%	11.5%	11.9%
% of FP17s for the same patient ID Re-attending within 3 months - Adults	13	172	7.6%	13.5%	15.9%	16.0%
% of FP17s for the same patient ID Re-attending between 3 & 9 months - Children	81	260	31.2%	61.7%	60.6%	58.3%
% of FP17s for the same patient ID Re-attending between 3 & 9 months - Adults	50	172	29.1%	51.8%	51.6%	50.3%
% of FP17s for Band 1 Urgent Courses	25	429	5.8%	8.1%	9.5%	9.1%
% of FP17s Relating to Free Repair or Replacements	0	429	0.0%	0.7%	0.7%	0.8%
% of FP17s Relating to Continuations	4	429	0.9%	1.0%	1.0%	1.0%
% of Patients satisfied with the dentistry they have received	2	2	N/A	92.8%	92.0%	91.5%
% of Patients satisfied with the time they had to wait for an appointment	2	2	N/A	88.4%	88.1%	87.9%

* This is based on patients treated on this contract for their most recent course of treatment. Figures in italics indicate the base number of FP17s or Patient Questionnaire responses are less than 100. N/A is shown where the base number of responses is less than 10 during the period. % is calculated as Quantity/Base number*100

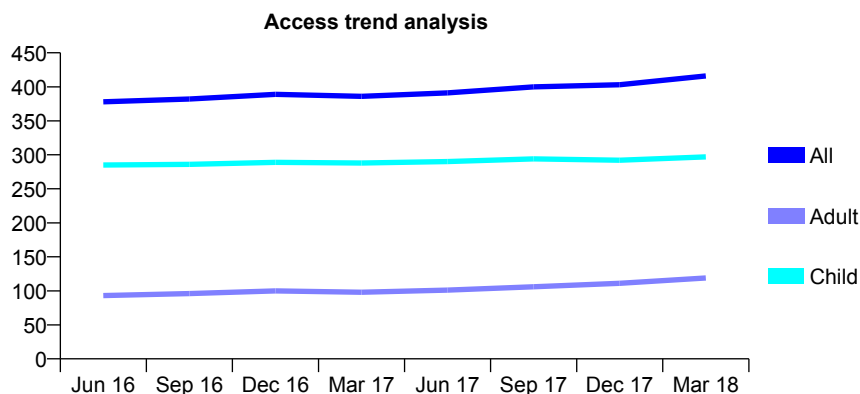
Q64 - Vital Signs At a Glance Contract Report for 119733/0001 - Year end March 2018

Name or company name	CD Rosser Dental Practice Ltd
Contract type name	GDS Contract
Purpose of contract	General
Contract start date	01/07/2012
Contract end date	

17/18 Contracted general activity (UDA)	1,187
Carry forward general activity (UDA)	0
17/18 Contracted orthodontic activity (UOA)	0
Carry forward orthodontic activity (UOA)	0
Baseline contract value	£26,834.13

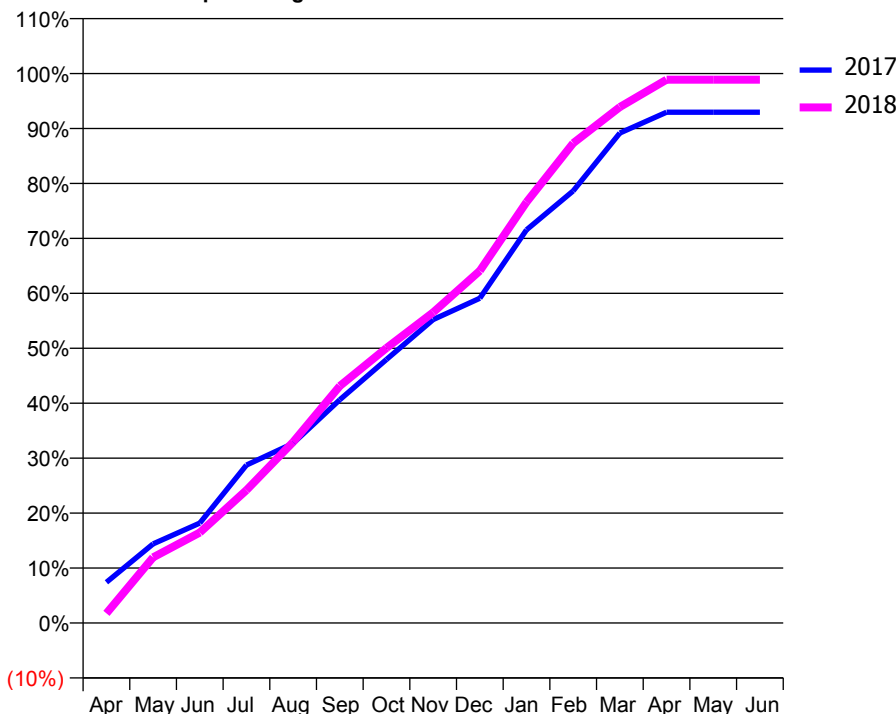
ACCESS*

Patients seen in 24 months	Total	Change since previous quarter
Quarter ending March 2017	386	
Quarter ending June 2017	391	→
Quarter ending September 2017	400	↑
Quarter ending December 2017	403	→
Quarter ending March 2018	416	↑
Variance since March 2017	7.8%	↑



ACTIVITY

Cumulative percentage of contracted UDA delivered 2017 & 2018



Month	Adjusted Scheduled Activity (UDA)	
	2017	2018
April	88	21
May	171	142
June	216	195
July	341	287
August	388	391
September	482	512
October	569	594
November	655	671
December	701	761
January	849	909
February	933	1,036
March	1,058	1,115
April	1,103	1,174
May	1,103	1,174
June	1,103	1,174

QUALITY

	Quantity	Base Number	Contract	AT	Region	England
% of FP17s for the same patient ID Re-attending within 3 months - Children	27	504	5.4%	9.1%	11.5%	11.9%
% of FP17s for the same patient ID Re-attending within 3 months - Adults	24	134	17.9%	13.5%	15.9%	16.0%
% of FP17s for the same patient ID Re-attending between 3 & 9 months - Children	350	504	69.4%	61.7%	60.6%	58.3%
% of FP17s for the same patient ID Re-attending between 3 & 9 months - Adults	85	134	63.4%	51.8%	51.6%	50.3%
% of FP17s for Band 1 Urgent Courses	8	646	1.2%	8.1%	9.5%	9.1%
% of FP17s Relating to Free Repair or Replacements	0	646	0.0%	0.7%	0.7%	0.8%
% of FP17s Relating to Continuations	1	646	0.2%	1.0%	1.0%	1.0%
% of Patients satisfied with the dentistry they have received	0	0	N/A	92.8%	92.0%	91.5%
% of Patients satisfied with the time they had to wait for an appointment	0	0	N/A	88.4%	88.1%	87.9%

* This is based on patients treated on this contract for their most recent course of treatment. Figures in italics indicate the base number of FP17s or Patient Questionnaire responses are less than 100. N/A is shown where the base number of responses is less than 10 during the period. % is calculated as Quantity/Base number*100

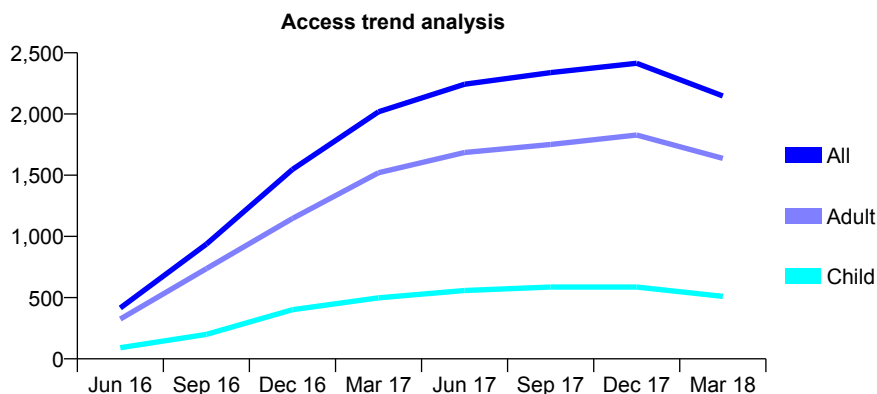
Q64 - Vital Signs At a Glance Contract Report for 121851/0001 - Year end March 2018

Name or company name	Dharwar Moller Partnership
Contract type name	GDS Contract
Purpose of contract	General
Contract start date	01/02/2016
Contract end date	

17/18 Contracted general activity (UDA)	6,500
Carry forward general activity (UDA)	162
17/18 Contracted orthodontic activity (UOA)	0
Carry forward orthodontic activity (UOA)	0
Baseline contract value	£137,128.44

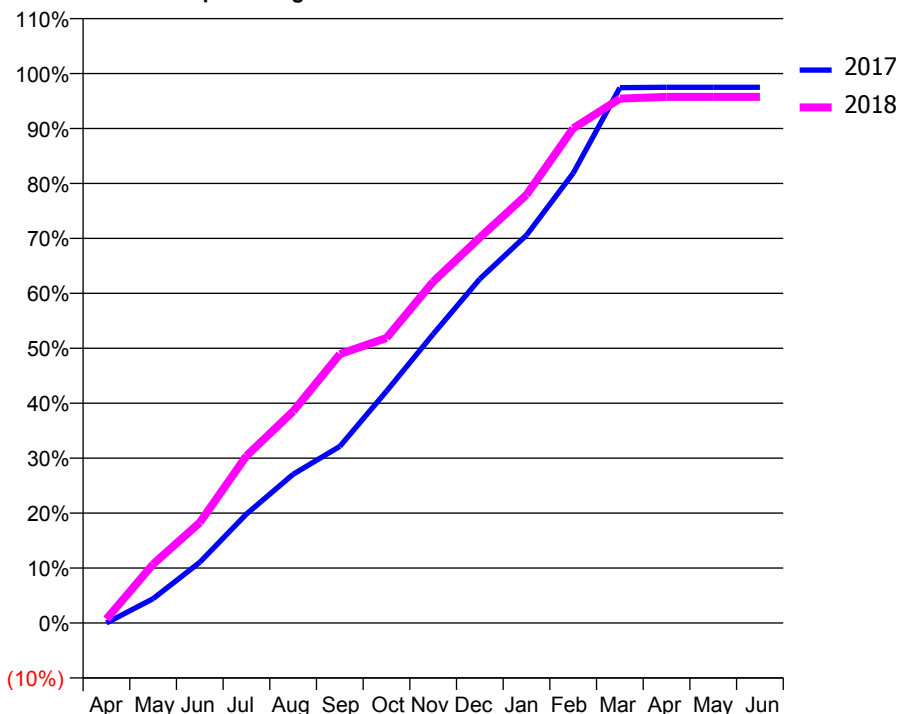
ACCESS*

Patients seen in 24 months	Total	Change since previous quarter
Quarter ending March 2017	2,018	
Quarter ending June 2017	2,244	↑
Quarter ending September 2017	2,338	↑
Quarter ending December 2017	2,415	↑
Quarter ending March 2018	2,148	↓
Variance since March 2017	6.4%	↑



ACTIVITY

Cumulative percentage of contracted UDA delivered 2017 & 2018



Adjusted Scheduled Activity (UDA)

Month	2017	2018
April	0	47
May	287	697
June	718	1,189
July	1,290	1,977
August	1,759	2,504
September	2,089	3,180
October	2,742	3,372
November	3,418	4,037
December	4,071	4,559
January	4,588	5,066
February	5,321	5,851
March	6,333	6,204
April	6,338	6,224
May	6,338	6,224
June	6,338	6,224

QUALITY

	Quantity	Base Number	Contract	AT	Region	England
% of FP17s for the same patient ID Re-attending within 3 months - Children	62	862	7.2%	9.1%	11.5%	11.9%
% of FP17s for the same patient ID Re-attending within 3 months - Adults	348	2,736	12.7%	13.5%	15.9%	16.0%
% of FP17s for the same patient ID Re-attending between 3 & 9 months - Children	468	862	54.3%	61.7%	60.6%	58.3%
% of FP17s for the same patient ID Re-attending between 3 & 9 months - Adults	1,517	2,736	55.4%	51.8%	51.6%	50.3%
% of FP17s for Band 1 Urgent Courses	253	3,605	7.0%	8.1%	9.5%	9.1%
% of FP17s Relating to Free Repair or Replacements	56	3,605	1.6%	0.7%	0.7%	0.8%
% of FP17s Relating to Continuations	35	3,605	1.0%	1.0%	1.0%	1.0%
% of Patients satisfied with the dentistry they have received	5	5	N/A	92.8%	92.0%	91.5%
% of Patients satisfied with the time they had to wait for an appointment	5	5	N/A	88.4%	88.1%	87.9%

* This is based on patients treated on this contract for their most recent course of treatment. Figures in italics indicate the base number of FP17s or Patient Questionnaire responses are less than 100. N/A is shown where the base number of responses is less than 10 during the period. % is calculated as Quantity/Base number*100

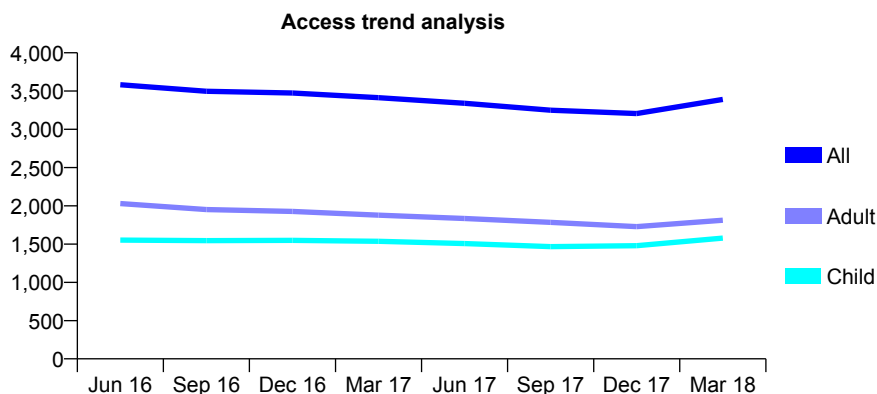
Q64 - Vital Signs At a Glance Contract Report for 122157/0001 - Year end March 2018

Name or company name	Care Dental
Contract type name	GDS Contract
Purpose of contract	General
Contract start date	01/04/2013
Contract end date	

17/18 Contracted general activity (UDA)	9,000
Carry forward general activity (UDA)	-50
17/18 Contracted orthodontic activity (UOA)	0
Carry forward orthodontic activity (UOA)	0
Baseline contract value	£239,668.18

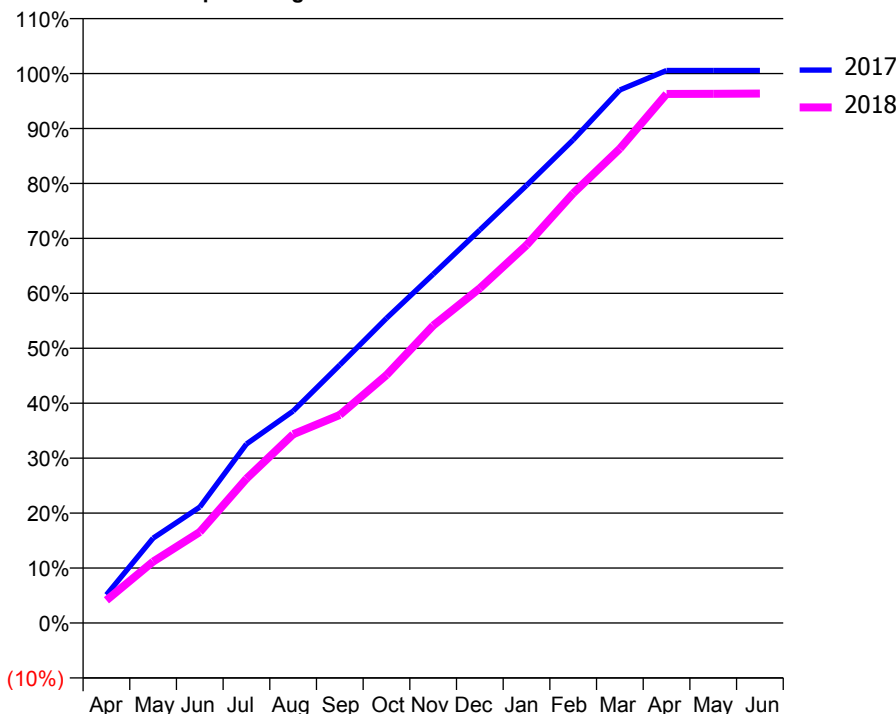
ACCESS*

Patients seen in 24 months	Total	Change since previous quarter
Quarter ending March 2017	3,414	
Quarter ending June 2017	3,340	↓
Quarter ending September 2017	3,250	↓
Quarter ending December 2017	3,206	↓
Quarter ending March 2018	3,390	↑
Variance since March 2017	(0.7%)	→



ACTIVITY

Cumulative percentage of contracted UDA delivered 2017 & 2018



Month	Adjusted Scheduled Activity (UDA)	
	2017	2018
April	462	373
May	1,390	1,005
June	1,899	1,490
July	2,931	2,364
August	3,471	3,092
September	4,227	3,409
October	4,992	4,061
November	5,713	4,871
December	6,438	5,483
January	7,167	6,188
February	7,913	7,038
March	8,731	7,769
April	9,050	8,666
May	9,050	8,667
June	9,050	8,672

QUALITY

	Quantity	Base Number	Contract	AT	Region	England
% of FP17s for the same patient ID Re-attending within 3 months - Children	68	2,015	3.4%	9.1%	11.5%	11.9%
% of FP17s for the same patient ID Re-attending within 3 months - Adults	155	2,048	7.6%	13.5%	15.9%	16.0%
% of FP17s for the same patient ID Re-attending between 3 & 9 months - Children	1,287	2,015	63.9%	61.7%	60.6%	58.3%
% of FP17s for the same patient ID Re-attending between 3 & 9 months - Adults	1,164	2,048	56.8%	51.8%	51.6%	50.3%
% of FP17s for Band 1 Urgent Courses	139	4,297	3.2%	8.1%	9.5%	9.1%
% of FP17s Relating to Free Repair or Replacements	3	4,297	0.1%	0.7%	0.7%	0.8%
% of FP17s Relating to Continuations	39	4,297	0.9%	1.0%	1.0%	1.0%
% of Patients satisfied with the dentistry they have received	4	5	N/A	92.8%	92.0%	91.5%
% of Patients satisfied with the time they had to wait for an appointment	4	5	N/A	88.4%	88.1%	87.9%

* This is based on patients treated on this contract for their most recent course of treatment. Figures in italics indicate the base number of FP17s or Patient Questionnaire responses are less than 100. N/A is shown where the base number of responses is less than 10 during the period. % is calculated as Quantity/Base number*100

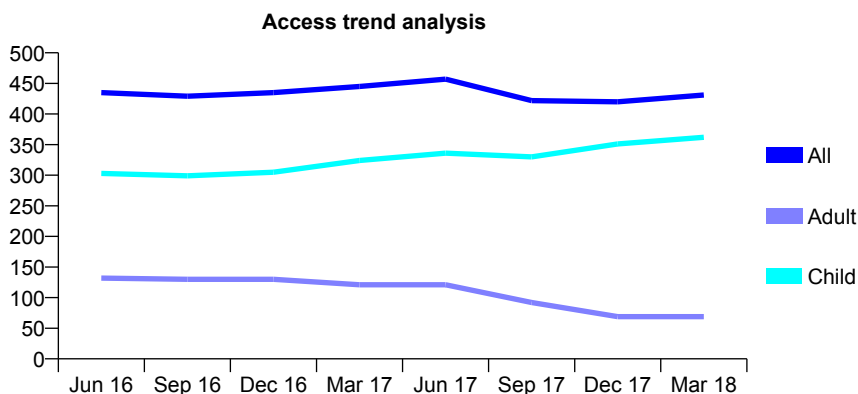
Q64 - Vital Signs At a Glance Contract Report for 123455/0001 - Year end March 2018

Name or company name	The Corsham Dental Partnership
Contract type name	GDS Contract
Purpose of contract	General
Contract start date	29/08/2014
Contract end date	

17/18 Contracted general activity (UDA)	1,085
Carry forward general activity (UDA)	0
17/18 Contracted orthodontic activity (UOA)	0
Carry forward orthodontic activity (UOA)	0
Baseline contract value	£23,278.91

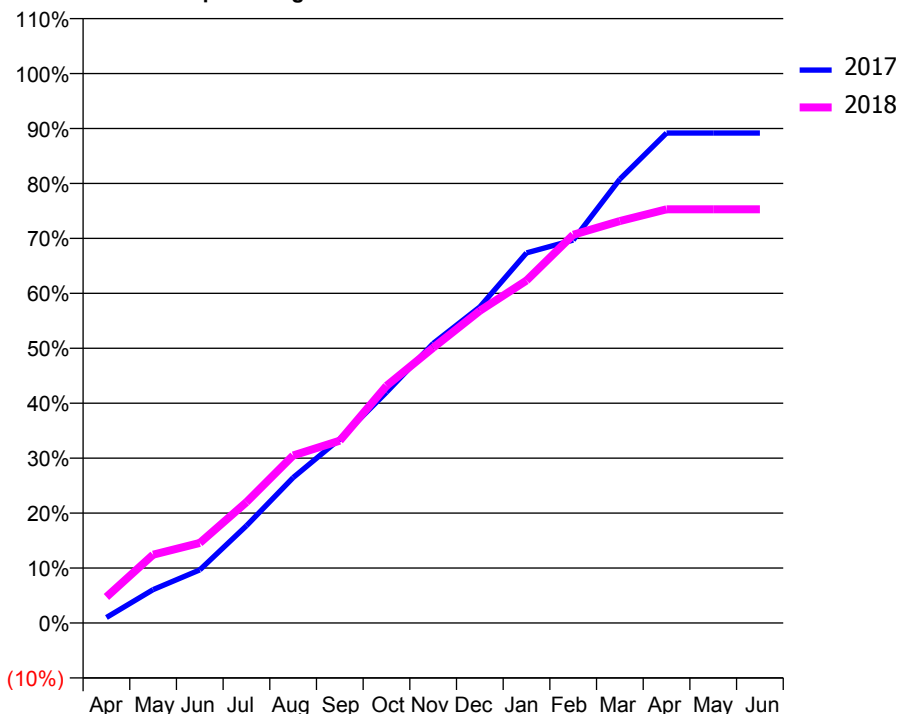
ACCESS*

Patients seen in 24 months	Total	Change since previous quarter
Quarter ending March 2017	445	
Quarter ending June 2017	457	↑
Quarter ending September 2017	422	↓
Quarter ending December 2017	420	→
Quarter ending March 2018	431	↑
Variance since March 2017	(3.1%)	↓



ACTIVITY

Cumulative percentage of contracted UDA delivered 2017 & 2018



Month	Adjusted Scheduled Activity (UDA)	
	2017	2018
April	11	51
May	66	135
June	105	158
July	192	239
August	287	331
September	363	360
October	456	468
November	552	544
December	624	616
January	731	676
February	756	767
March	876	794
April	967	817
May	967	817
June	967	817

QUALITY

	Quantity	Base Number	Contract	AT	Region	England
% of FP17s for the same patient ID Re-attending within 3 months - Children	36	570	6.3%	9.1%	11.5%	11.9%
% of FP17s for the same patient ID Re-attending within 3 months - Adults	2	35	5.7%	13.5%	15.9%	16.0%
% of FP17s for the same patient ID Re-attending between 3 & 9 months - Children	374	570	65.6%	61.7%	60.6%	58.3%
% of FP17s for the same patient ID Re-attending between 3 & 9 months - Adults	26	35	74.3%	51.8%	51.6%	50.3%
% of FP17s for Band 1 Urgent Courses	24	579	4.1%	8.1%	9.5%	9.1%
% of FP17s Relating to Free Repair or Replacements	1	579	0.2%	0.7%	0.7%	0.8%
% of FP17s Relating to Continuations	6	579	1.0%	1.0%	1.0%	1.0%
% of Patients satisfied with the dentistry they have received	2	2	N/A	92.8%	92.0%	91.5%
% of Patients satisfied with the time they had to wait for an appointment	2	2	N/A	88.4%	88.1%	87.9%

* This is based on patients treated on this contract for their most recent course of treatment. Figures in italics indicate the base number of FP17s or Patient Questionnaire responses are less than 100. N/A is shown where the base number of responses is less than 10 during the period. % is calculated as Quantity/Base number*100

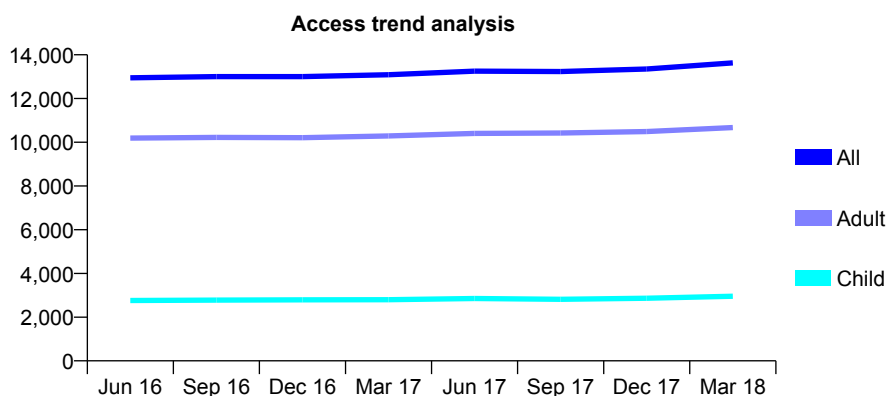
Q64 - Vital Signs At a Glance Contract Report for 125385/0001 - Year end March 2018

Name or company name	Dr Michael Frain Ltd
Contract type name	GDS Contract
Purpose of contract	General
Contract start date	01/04/2008
Contract end date	

17/18 Contracted general activity (UDA)	35,732
Carry forward general activity (UDA)	898
17/18 Contracted orthodontic activity (UOA)	0
Carry forward orthodontic activity (UOA)	0
Baseline contract value	£808,552.76

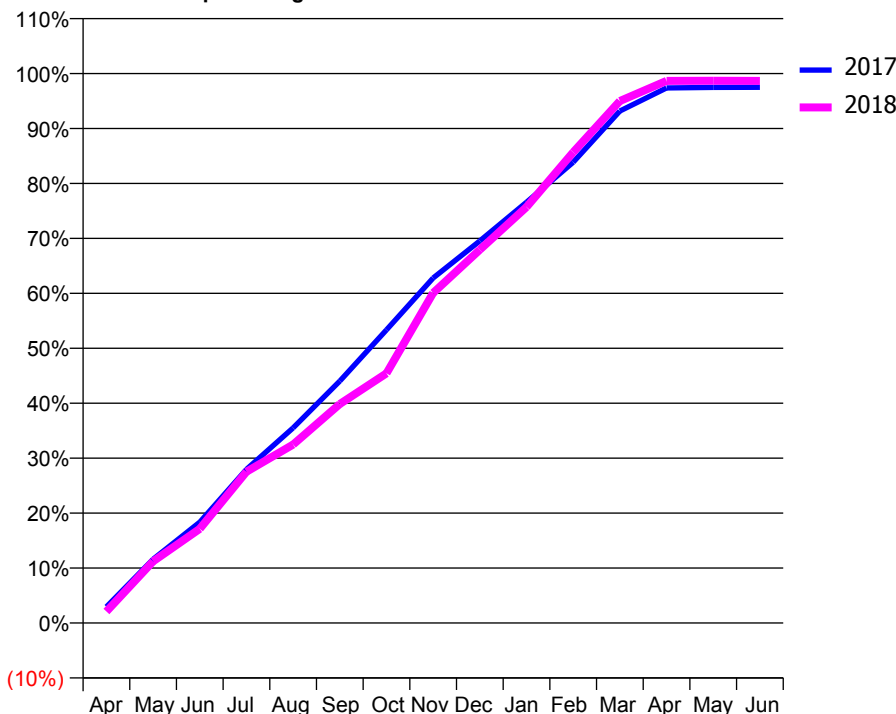
ACCESS*

Patients seen in 24 months	Total	Change since previous quarter
Quarter ending March 2017	13,086	
Quarter ending June 2017	13,255	→
Quarter ending September 2017	13,236	→
Quarter ending December 2017	13,351	→
Quarter ending March 2018	13,631	↑
Variance since March 2017	4.2%	↑



ACTIVITY

Cumulative percentage of contracted UDA delivered 2017 & 2018



Month	Adjusted Scheduled Activity (UDA)	
	2017	2018
April	1,058	754
May	4,145	4,012
June	6,558	6,124
July	9,995	9,836
August	12,689	11,608
September	15,732	14,240
October	19,064	16,241
November	22,439	21,463
December	24,843	24,271
January	27,361	27,053
February	29,962	30,611
March	33,296	33,941
April	34,794	35,253
May	34,831	35,257
June	34,834	35,252

QUALITY

	Quantity	Base Number	Contract	AT	Region	England
% of FP17s for the same patient ID Re-attending within 3 months - Children	246	4,613	5.3%	9.1%	11.5%	11.9%
% of FP17s for the same patient ID Re-attending within 3 months - Adults	1,779	15,887	11.2%	13.5%	15.9%	16.0%
% of FP17s for the same patient ID Re-attending between 3 & 9 months - Children	2,924	4,613	63.4%	61.7%	60.6%	58.3%
% of FP17s for the same patient ID Re-attending between 3 & 9 months - Adults	9,440	15,887	59.4%	51.8%	51.6%	50.3%
% of FP17s for Band 1 Urgent Courses	566	20,371	2.8%	8.1%	9.5%	9.1%
% of FP17s Relating to Free Repair or Replacements	317	20,371	1.6%	0.7%	0.7%	0.8%
% of FP17s Relating to Continuations	201	20,371	1.0%	1.0%	1.0%	1.0%
% of Patients satisfied with the dentistry they have received	39	40	97.5%	92.8%	92.0%	91.5%
% of Patients satisfied with the time they had to wait for an appointment	32	40	80.0%	88.4%	88.1%	87.9%

* This is based on patients treated on this contract for their most recent course of treatment. Figures in italics indicate the base number of FP17s or Patient Questionnaire responses are less than 100. N/A is shown where the base number of responses is less than 10 during the period. % is calculated as Quantity/Base number*100

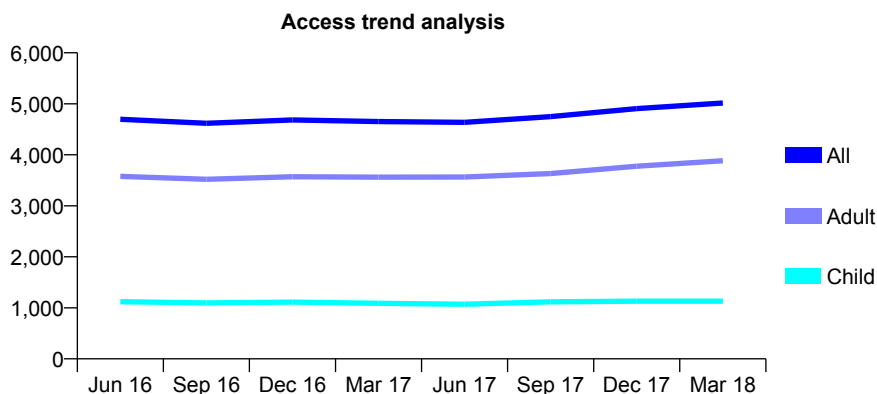
Q64 - Vital Signs At a Glance Contract Report for 125385/0002 - Year end March 2018

Name or company name	Dr Michael Frain Ltd
Contract type name	GDS Contract
Purpose of contract	General and Orthodontic
Contract start date	01/04/2008
Contract end date	

17/18 Contracted general activity (UDA)	14,500
Carry forward general activity (UDA)	-21
17/18 Contracted orthodontic activity (UOA)	5,228
Carry forward orthodontic activity (UOA)	1
Baseline contract value	£677,456.33

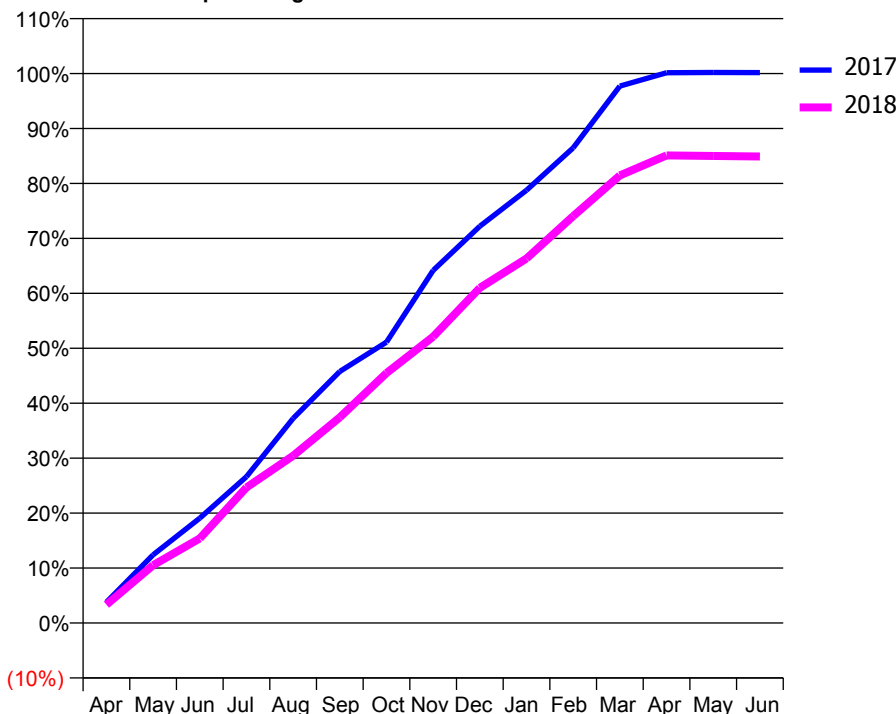
ACCESS*

Patients seen in 24 months	Total	Change since previous quarter
Quarter ending March 2017	4,652	
Quarter ending June 2017	4,636	→
Quarter ending September 2017	4,750	↑
Quarter ending December 2017	4,907	↑
Quarter ending March 2018	5,015	↑
Variance since March 2017	7.8%	↑



ACTIVITY

Cumulative percentage of contracted UDA delivered 2017 & 2018



Adjusted Scheduled Activity (UDA)

Month	2017	2018
April	474	483
May	1,551	1,524
June	2,387	2,234
July	3,330	3,577
August	4,654	4,415
September	5,721	5,427
October	6,391	6,594
November	8,022	7,558
December	9,027	8,843
January	9,846	9,618
February	10,810	10,739
March	12,213	11,811
April	12,517	12,338
May	12,522	12,325
June	12,521	12,311

QUALITY

	Quantity	Base Number	Contract	AT	Region	England
% of FP17s for the same patient ID Re-attending within 3 months - Children	358	2,365	15.1%	9.1%	11.5%	11.9%
% of FP17s for the same patient ID Re-attending within 3 months - Adults	538	5,616	9.6%	13.5%	15.9%	16.0%
% of FP17s for the same patient ID Re-attending between 3 & 9 months - Children	978	2,365	41.4%	61.7%	60.6%	58.3%
% of FP17s for the same patient ID Re-attending between 3 & 9 months - Adults	3,284	5,616	58.5%	51.8%	51.6%	50.3%
% of FP17s for Band 1 Urgent Courses	325	7,272	4.5%	8.1%	9.5%	9.1%
% of FP17s Relating to Free Repair or Replacements	72	7,272	1.0%	0.7%	0.7%	0.8%
% of FP17s Relating to Continuations	25	7,272	0.3%	1.0%	1.0%	1.0%
% of Patients satisfied with the dentistry they have received	16	16	100.0%	92.8%	92.0%	91.5%
% of Patients satisfied with the time they had to wait for an appointment	15	16	93.8%	88.4%	88.1%	87.9%

* This is based on patients treated on this contract for their most recent course of treatment. Figures in italics indicate the base number of FP17s or Patient Questionnaire responses are less than 100. N/A is shown where the base number of responses is less than 10 during the period. % is calculated as Quantity/Base number*100

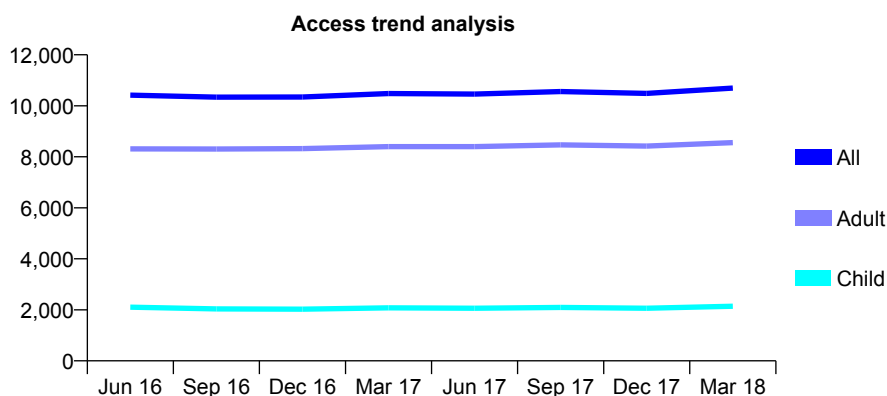
Q64 - Vital Signs At a Glance Contract Report for 125385/0003 - Year end March 2018

Name or company name	Dr Michael Frain Ltd
Contract type name	GDS Contract
Purpose of contract	General
Contract start date	01/04/2008
Contract end date	

17/18 Contracted general activity (UDA)	32,680
Carry forward general activity (UDA)	0
17/18 Contracted orthodontic activity (UOA)	0
Carry forward orthodontic activity (UOA)	0
Baseline contract value	£907,853.19

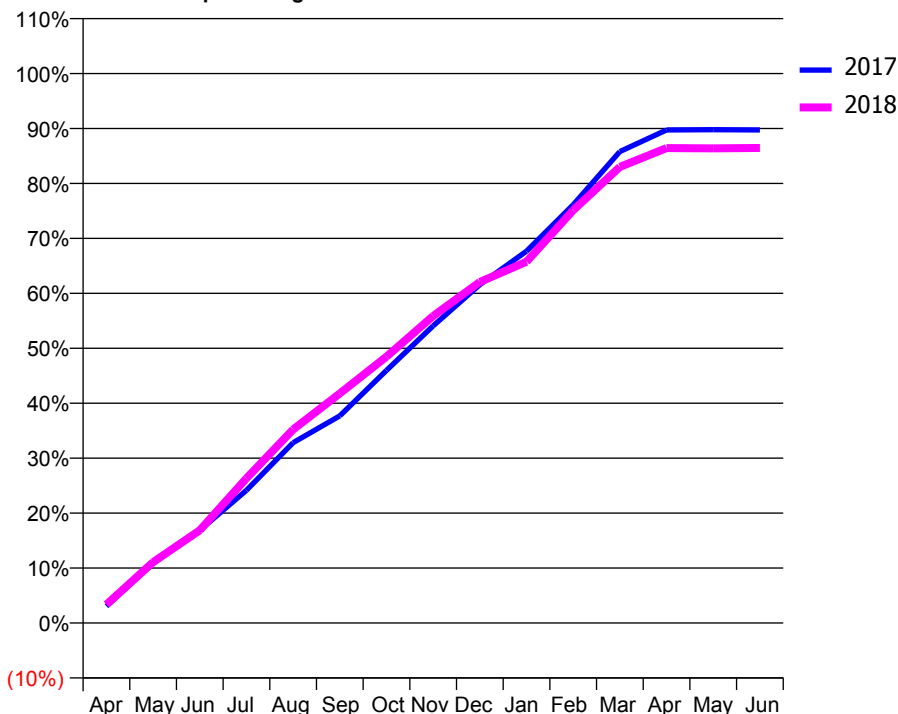
ACCESS*

Patients seen in 24 months	Total	Change since previous quarter
Quarter ending March 2017	10,480	
Quarter ending June 2017	10,460	→
Quarter ending September 2017	10,561	→
Quarter ending December 2017	10,487	→
Quarter ending March 2018	10,697	↑
Variance since March 2017	2.1%	↑



ACTIVITY

Cumulative percentage of contracted UDA delivered 2017 & 2018



Month	Adjusted Scheduled Activity (UDA)	
	2017	2018
April	1,007	1,095
May	3,576	3,623
June	5,512	5,519
July	7,893	8,608
August	10,727	11,508
September	12,319	13,653
October	15,023	15,841
November	17,673	18,263
December	20,123	20,283
January	22,111	21,486
February	24,873	24,547
March	28,034	27,124
April	29,326	28,242
May	29,340	28,230
June	29,320	28,252

QUALITY

	Quantity	Base Number	Contract	AT	Region	England
% of FP17s for the same patient ID Re-attending within 3 months - Children	130	3,087	4.2%	9.1%	11.5%	11.9%
% of FP17s for the same patient ID Re-attending within 3 months - Adults	1,601	12,110	13.2%	13.5%	15.9%	16.0%
% of FP17s for the same patient ID Re-attending between 3 & 9 months - Children	1,775	3,087	57.5%	61.7%	60.6%	58.3%
% of FP17s for the same patient ID Re-attending between 3 & 9 months - Adults	5,101	12,110	42.1%	51.8%	51.6%	50.3%
% of FP17s for Band 1 Urgent Courses	1,246	15,196	8.2%	8.1%	9.5%	9.1%
% of FP17s Relating to Free Repair or Replacements	177	15,196	1.2%	0.7%	0.7%	0.8%
% of FP17s Relating to Continuations	142	15,196	0.9%	1.0%	1.0%	1.0%
% of Patients satisfied with the dentistry they have received	18	19	94.7%	92.8%	92.0%	91.5%
% of Patients satisfied with the time they had to wait for an appointment	17	19	89.5%	88.4%	88.1%	87.9%

* This is based on patients treated on this contract for their most recent course of treatment. Figures in italics indicate the base number of FP17s or Patient Questionnaire responses are less than 100. N/A is shown where the base number of responses is less than 10 during the period. % is calculated as Quantity/Base number*100

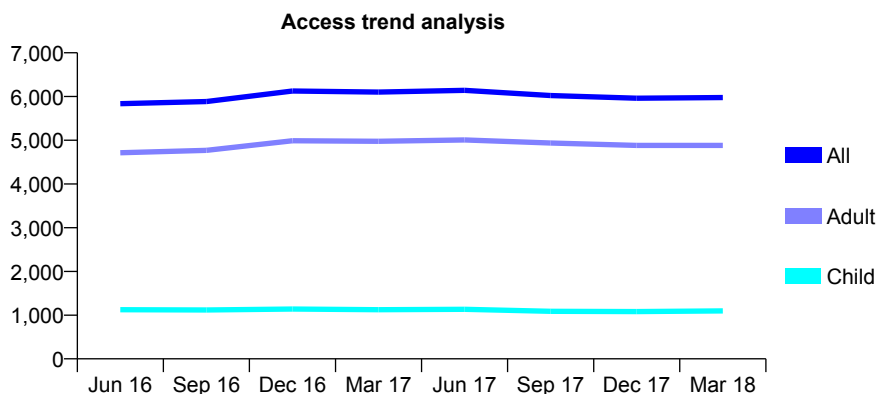
Q64 - Vital Signs At a Glance Contract Report for 125385/0004 - Year end March 2018

Name or company name	Dr Michael Frain Ltd
Contract type name	GDS Contract
Purpose of contract	General
Contract start date	01/04/2008
Contract end date	

17/18 Contracted general activity (UDA)	19,937
Carry forward general activity (UDA)	-340
17/18 Contracted orthodontic activity (UOA)	0
Carry forward orthodontic activity (UOA)	0
Baseline contract value	£531,328.83

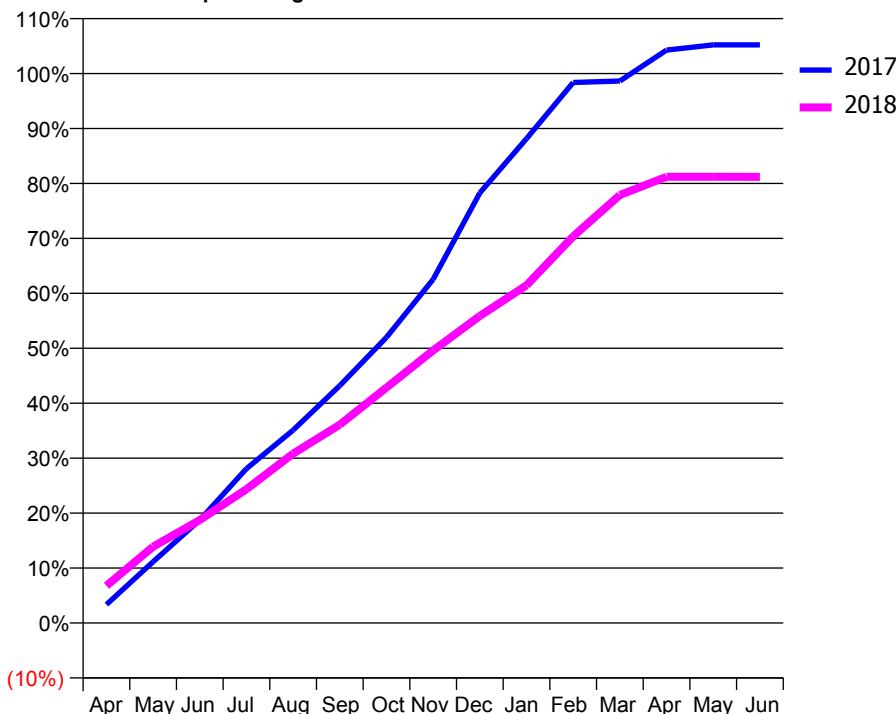
ACCESS*

Patients seen in 24 months	Total	Change since previous quarter
Quarter ending March 2017	6,101	
Quarter ending June 2017	6,140	→
Quarter ending September 2017	6,023	↓
Quarter ending December 2017	5,961	↓
Quarter ending March 2018	5,976	→
Variance since March 2017	(2.0%)	↓



ACTIVITY

Cumulative percentage of contracted UDA delivered 2017 & 2018



Month	Adjusted Scheduled Activity (UDA)	
	2017	2018
April	573	1,351
May	1,896	2,768
June	3,185	3,738
July	4,775	4,855
August	5,966	6,144
September	7,345	7,199
October	8,840	8,541
November	10,634	9,894
December	13,308	11,139
January	14,984	12,251
February	16,721	14,026
March	16,766	15,527
April	17,726	16,190
May	17,884	16,190
June	17,884	16,188

QUALITY

	Quantity	Base Number	Contract	AT	Region	England
% of FP17s for the same patient ID Re-attending within 3 months - Children	112	1,727	6.5%	9.1%	11.5%	11.9%
% of FP17s for the same patient ID Re-attending within 3 months - Adults	1,079	7,220	14.9%	13.5%	15.9%	16.0%
% of FP17s for the same patient ID Re-attending between 3 & 9 months - Children	1,023	1,727	59.2%	61.7%	60.6%	58.3%
% of FP17s for the same patient ID Re-attending between 3 & 9 months - Adults	3,526	7,220	48.8%	51.8%	51.6%	50.3%
% of FP17s for Band 1 Urgent Courses	877	8,827	9.9%	8.1%	9.5%	9.1%
% of FP17s Relating to Free Repair or Replacements	202	8,827	2.3%	0.7%	0.7%	0.8%
% of FP17s Relating to Continuations	13	8,827	0.1%	1.0%	1.0%	1.0%
% of Patients satisfied with the dentistry they have received	7	9	N/A	92.8%	92.0%	91.5%
% of Patients satisfied with the time they had to wait for an appointment	7	9	N/A	88.4%	88.1%	87.9%

* This is based on patients treated on this contract for their most recent course of treatment. Figures in italics indicate the base number of FP17s or Patient Questionnaire responses are less than 100. N/A is shown where the base number of responses is less than 10 during the period. % is calculated as Quantity/Base number*100

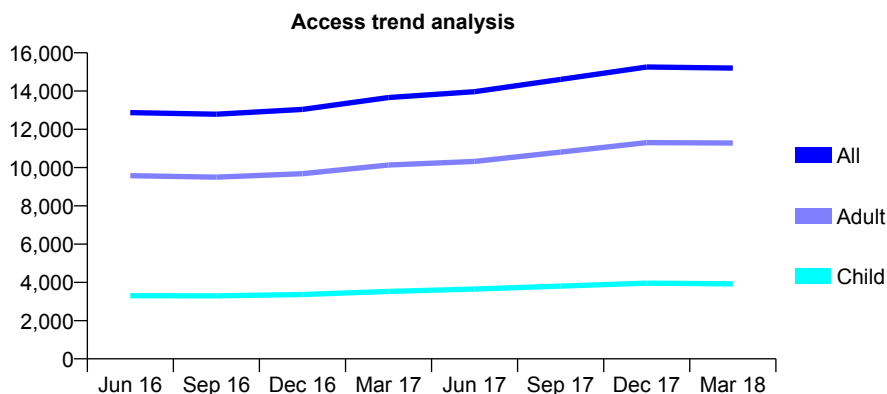
Q64 - Vital Signs At a Glance Contract Report for 125385/0007 - Year end March 2018

Name or company name	Dr Michael Frain Ltd
Contract type name	GDS Contract
Purpose of contract	General
Contract start date	01/01/2010
Contract end date	

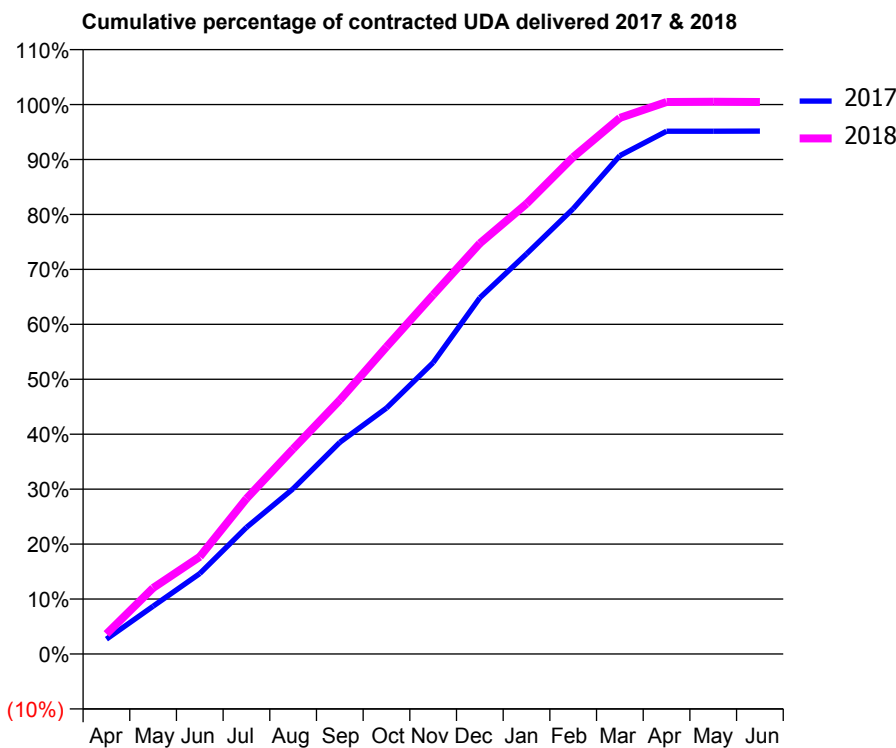
17/18 Contracted general activity (UDA)	40,927
Carry forward general activity (UDA)	0
17/18 Contracted orthodontic activity (UOA)	0
Carry forward orthodontic activity (UOA)	0
Baseline contract value	£1,202,883.30

ACCESS*

Patients seen in 24 months	Total	Change since previous quarter
Quarter ending March 2017	13,659	
Quarter ending June 2017	13,969	↑
Quarter ending September 2017	14,611	↑
Quarter ending December 2017	15,260	↑
Quarter ending March 2018	15,203	→
Variance since March 2017	11.3%	↑



ACTIVITY



Month	Adjusted Scheduled Activity (UDA)	
	2017	2018
April	1,107	1,499
May	3,562	4,922
June	5,996	7,249
July	9,431	11,577
August	12,313	15,276
September	15,769	18,917
October	18,322	22,875
November	21,705	26,753
December	26,534	30,581
January	29,801	33,531
February	33,170	37,008
March	37,117	39,935
April	38,935	41,116
May	38,942	41,130
June	38,948	41,116

QUALITY

	Quantity	Base Number	Contract	AT	Region	England
% of FP17s for the same patient ID Re-attending within 3 months - Children	361	6,034	6.0%	9.1%	11.5%	11.9%
% of FP17s for the same patient ID Re-attending within 3 months - Adults	1,540	15,078	10.2%	13.5%	15.9%	16.0%
% of FP17s for the same patient ID Re-attending between 3 & 9 months - Children	3,672	6,034	60.9%	61.7%	60.6%	58.3%
% of FP17s for the same patient ID Re-attending between 3 & 9 months - Adults	7,146	15,078	47.4%	51.8%	51.6%	50.3%
% of FP17s for Band 1 Urgent Courses	1,087	20,942	5.2%	8.1%	9.5%	9.1%
% of FP17s Relating to Free Repair or Replacements	165	20,942	0.8%	0.7%	0.7%	0.8%
% of FP17s Relating to Continuations	82	20,942	0.4%	1.0%	1.0%	1.0%
% of Patients satisfied with the dentistry they have received	45	49	91.8%	92.8%	92.0%	91.5%
% of Patients satisfied with the time they had to wait for an appointment	47	49	95.9%	88.4%	88.1%	87.9%

* This is based on patients treated on this contract for their most recent course of treatment. Figures in italics indicate the base number of FP17s or Patient Questionnaire responses are less than 100. N/A is shown where the base number of responses is less than 10 during the period. % is calculated as Quantity/Base number*100

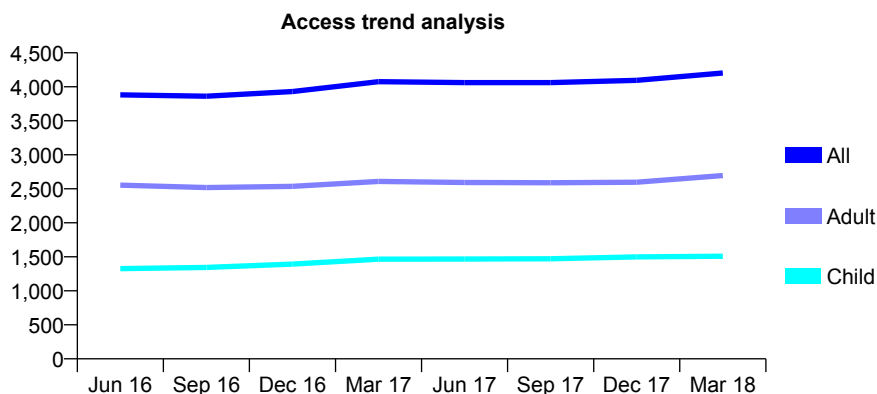
Q64 - Vital Signs At a Glance Contract Report for 125601/0001 - Year end March 2018

Name or company name	Amesbury Dental Care
Contract type name	GDS Contract
Purpose of contract	General
Contract start date	01/04/2013
Contract end date	

17/18 Contracted general activity (UDA)	10,000
Carry forward general activity (UDA)	-144
17/18 Contracted orthodontic activity (UOA)	0
Carry forward orthodontic activity (UOA)	0
Baseline contract value	£263,586.17

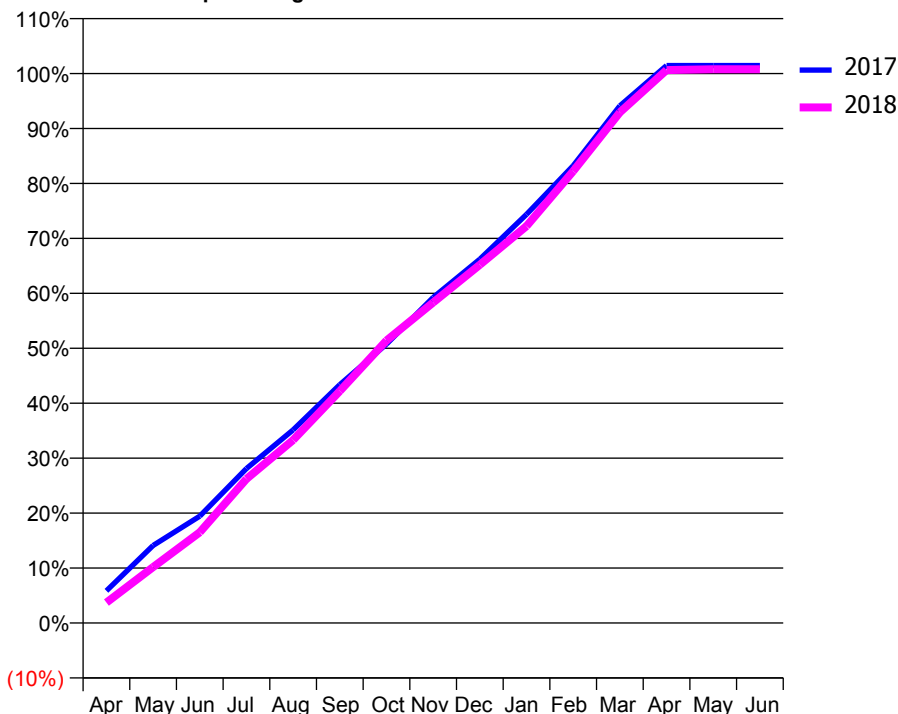
ACCESS*

Patients seen in 24 months	Total	Change since previous quarter
Quarter ending March 2017	4,075	
Quarter ending June 2017	4,061	→
Quarter ending September 2017	4,061	→
Quarter ending December 2017	4,096	→
Quarter ending March 2018	4,203	↑
Variance since March 2017	3.1%	↑



ACTIVITY

Cumulative percentage of contracted UDA delivered 2017 & 2018



Month	Adjusted Scheduled Activity (UDA)	
	2017	2018
April	586	373
May	1,411	1,017
June	1,946	1,651
July	2,810	2,622
August	3,516	3,331
September	4,339	4,220
October	5,075	5,141
November	5,925	5,833
December	6,621	6,519
January	7,437	7,223
February	8,323	8,224
March	9,411	9,292
April	10,144	10,061
May	10,144	10,076
June	10,144	10,076

QUALITY

	Quantity	Base Number	Contract	AT	Region	England
% of FP17s for the same patient ID Re-attending within 3 months - Children	69	1,988	3.5%	9.1%	11.5%	11.9%
% of FP17s for the same patient ID Re-attending within 3 months - Adults	174	2,746	6.3%	13.5%	15.9%	16.0%
% of FP17s for the same patient ID Re-attending between 3 & 9 months - Children	1,219	1,988	61.3%	61.7%	60.6%	58.3%
% of FP17s for the same patient ID Re-attending between 3 & 9 months - Adults	944	2,746	34.4%	51.8%	51.6%	50.3%
% of FP17s for Band 1 Urgent Courses	116	4,810	2.4%	8.1%	9.5%	9.1%
% of FP17s Relating to Free Repair or Replacements	12	4,810	0.2%	0.7%	0.7%	0.8%
% of FP17s Relating to Continuations	46	4,810	1.0%	1.0%	1.0%	1.0%
% of Patients satisfied with the dentistry they have received	4	4	N/A	92.8%	92.0%	91.5%
% of Patients satisfied with the time they had to wait for an appointment	4	4	N/A	88.4%	88.1%	87.9%

* This is based on patients treated on this contract for their most recent course of treatment. Figures in italics indicate the base number of FP17s or Patient Questionnaire responses are less than 100. N/A is shown where the base number of responses is less than 10 during the period. % is calculated as Quantity/Base number*100

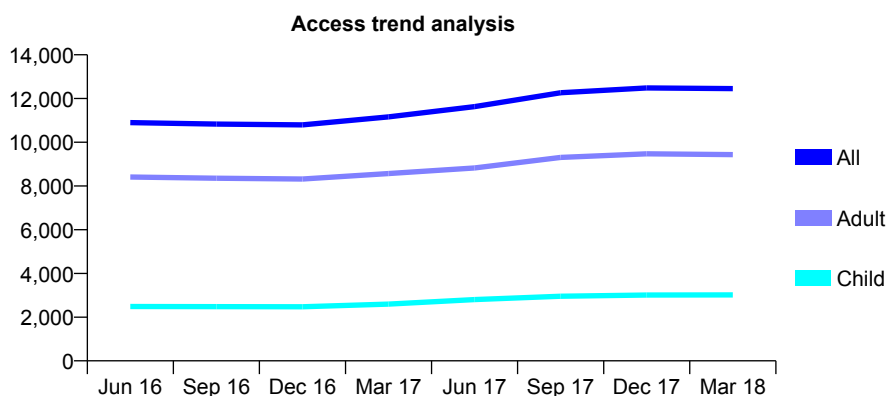
Q64 - Vital Signs At a Glance Contract Report for 126004/0001 - Year end March 2018

Name or company name	Rodericks Dental Ltd
Contract type name	GDS Contract
Purpose of contract	General
Contract start date	23/10/2008
Contract end date	

17/18 Contracted general activity (UDA)	32,000
Carry forward general activity (UDA)	987
17/18 Contracted orthodontic activity (UOA)	0
Carry forward orthodontic activity (UOA)	0
Baseline contract value	£737,312.85

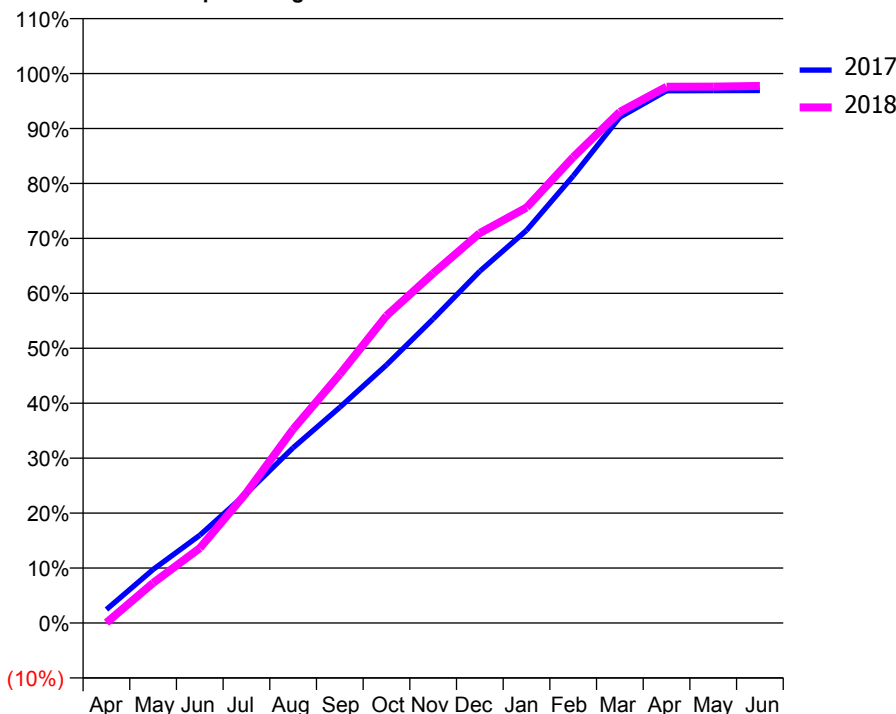
ACCESS*

Patients seen in 24 months	Total	Change since previous quarter
Quarter ending March 2017	11,162	
Quarter ending June 2017	11,630	↑
Quarter ending September 2017	12,263	↑
Quarter ending December 2017	12,483	→
Quarter ending March 2018	12,454	→
Variance since March 2017	11.6%	↑



ACTIVITY

Cumulative percentage of contracted UDA delivered 2017 & 2018



Month	Adjusted Scheduled Activity (UDA)	
	2017	2018
April	785	23
May	3,117	2,332
June	5,117	4,357
July	7,549	7,587
August	10,211	11,289
September	12,563	14,490
October	15,030	17,898
November	17,709	20,362
December	20,490	22,709
January	22,863	24,194
February	26,031	27,130
March	29,457	29,771
April	30,996	31,232
May	31,006	31,239
June	31,013	31,275

QUALITY

	Quantity	Base Number	Contract	AT	Region	England
% of FP17s for the same patient ID Re-attending within 3 months - Children	346	4,340	8.0%	9.1%	11.5%	11.9%
% of FP17s for the same patient ID Re-attending within 3 months - Adults	1,868	12,502	14.9%	13.5%	15.9%	16.0%
% of FP17s for the same patient ID Re-attending between 3 & 9 months - Children	2,375	4,340	54.7%	61.7%	60.6%	58.3%
% of FP17s for the same patient ID Re-attending between 3 & 9 months - Adults	5,890	12,502	47.1%	51.8%	51.6%	50.3%
% of FP17s for Band 1 Urgent Courses	2,250	16,935	13.3%	8.1%	9.5%	9.1%
% of FP17s Relating to Free Repair or Replacements	135	16,935	0.8%	0.7%	0.7%	0.8%
% of FP17s Relating to Continuations	44	16,935	0.3%	1.0%	1.0%	1.0%
% of Patients satisfied with the dentistry they have received	18	18	100.0%	92.8%	92.0%	91.5%
% of Patients satisfied with the time they had to wait for an appointment	15	18	83.3%	88.4%	88.1%	87.9%

* This is based on patients treated on this contract for their most recent course of treatment. Figures in italics indicate the base number of FP17s or Patient Questionnaire responses are less than 100. N/A is shown where the base number of responses is less than 10 during the period. % is calculated as Quantity/Base number*100

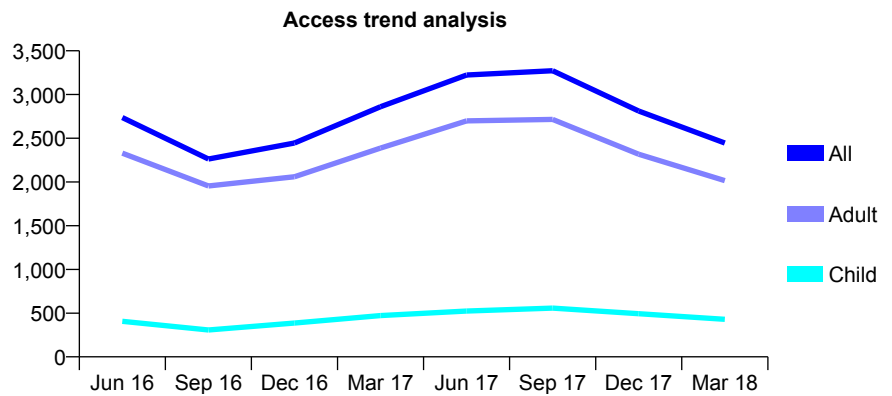
Q64 - Vital Signs At a Glance Contract Report for 126888/0001 - Year end March 2018

Name or company name	Mr Jiten Doshi
Contract type name	GDS Contract
Purpose of contract	General
Contract start date	01/05/2013
Contract end date	

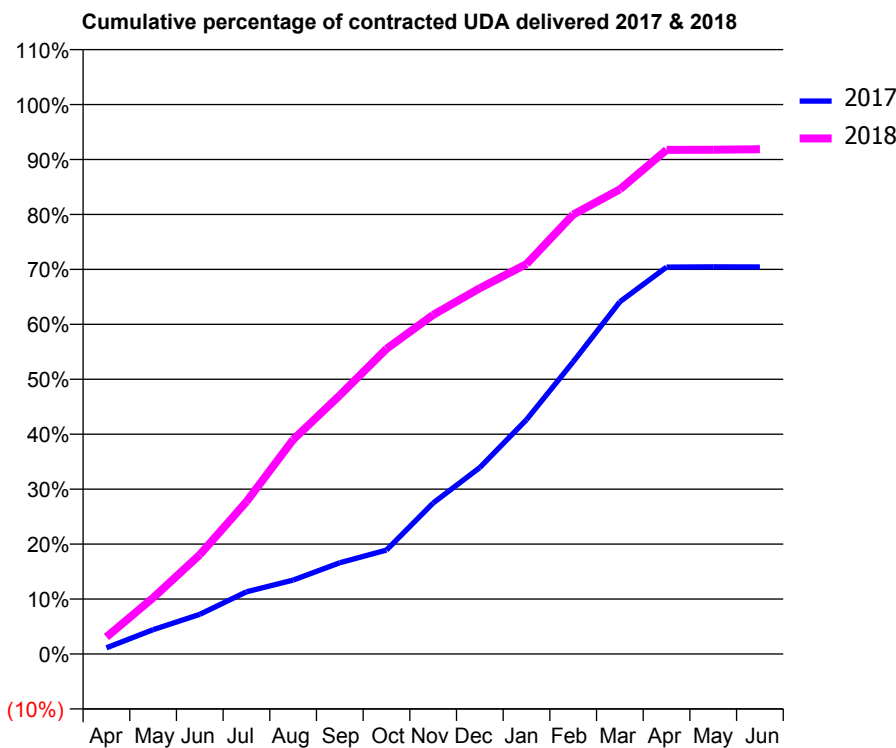
17/18 Contracted general activity (UDA)	8,294
Carry forward general activity (UDA)	0
17/18 Contracted orthodontic activity (UOA)	0
Carry forward orthodontic activity (UOA)	0
Baseline contract value	£177,632.93

ACCESS*

Patients seen in 24 months	Total	Change since previous quarter
Quarter ending March 2017	2,860	
Quarter ending June 2017	3,223	↑
Quarter ending September 2017	3,272	→
Quarter ending December 2017	2,811	↓
Quarter ending March 2018	2,446	↓
Variance since March 2017	(14.5%)	↓



ACTIVITY



Month	Adjusted Scheduled Activity (UDA)	
	2017	2018
April	93	257
May	367	848
June	599	1,498
July	938	2,299
August	1,117	3,236
September	1,379	3,906
October	1,569	4,605
November	2,279	5,119
December	2,814	5,523
January	3,538	5,886
February	4,410	6,632
March	5,317	7,013
April	5,839	7,610
May	5,844	7,611
June	5,842	7,619

QUALITY

	Quantity	Base Number	Contract	AT	Region	England
% of FP17s for the same patient ID Re-attending within 3 months - Children	41	771	5.3%	9.1%	11.5%	11.9%
% of FP17s for the same patient ID Re-attending within 3 months - Adults	399	3,558	11.2%	13.5%	15.9%	16.0%
% of FP17s for the same patient ID Re-attending between 3 & 9 months - Children	270	771	35.0%	61.7%	60.6%	58.3%
% of FP17s for the same patient ID Re-attending between 3 & 9 months - Adults	1,012	3,558	28.4%	51.8%	51.6%	50.3%
% of FP17s for Band 1 Urgent Courses	598	4,351	13.7%	8.1%	9.5%	9.1%
% of FP17s Relating to Free Repair or Replacements	8	4,351	0.2%	0.7%	0.7%	0.8%
% of FP17s Relating to Continuations	2	4,351	0.0%	1.0%	1.0%	1.0%
% of Patients satisfied with the dentistry they have received	8	8	N/A	92.8%	92.0%	91.5%
% of Patients satisfied with the time they had to wait for an appointment	8	8	N/A	88.4%	88.1%	87.9%

* This is based on patients treated on this contract for their most recent course of treatment. Figures in italics indicate the base number of FP17s or Patient Questionnaire responses are less than 100. N/A is shown where the base number of responses is less than 10 during the period. % is calculated as Quantity/Base number*100

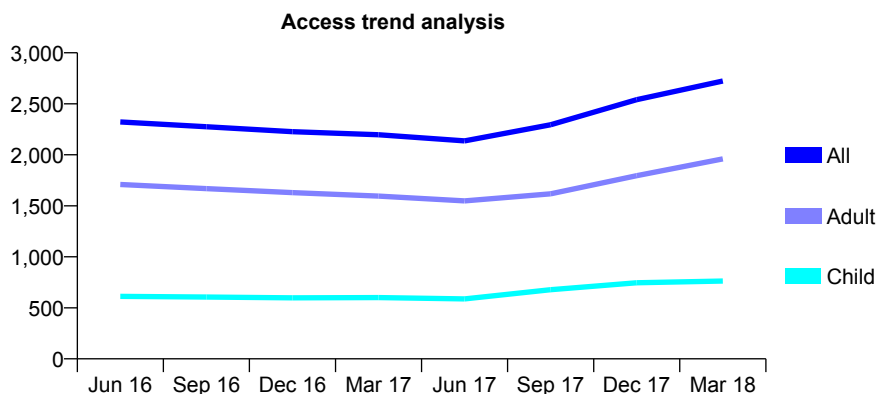
Q64 - Vital Signs At a Glance Contract Report for 132578/0001 - Year end March 2018

Name or company name	The White Horse Dental Practice
Contract type name	PDS Contract
Purpose of contract	General
Contract start date	01/07/2009
Contract end date	26/06/2019

17/18 Contracted general activity (UDA)	9,483
Carry forward general activity (UDA)	0
17/18 Contracted orthodontic activity (UOA)	0
Carry forward orthodontic activity (UOA)	0
Baseline contract value	£239,180.04

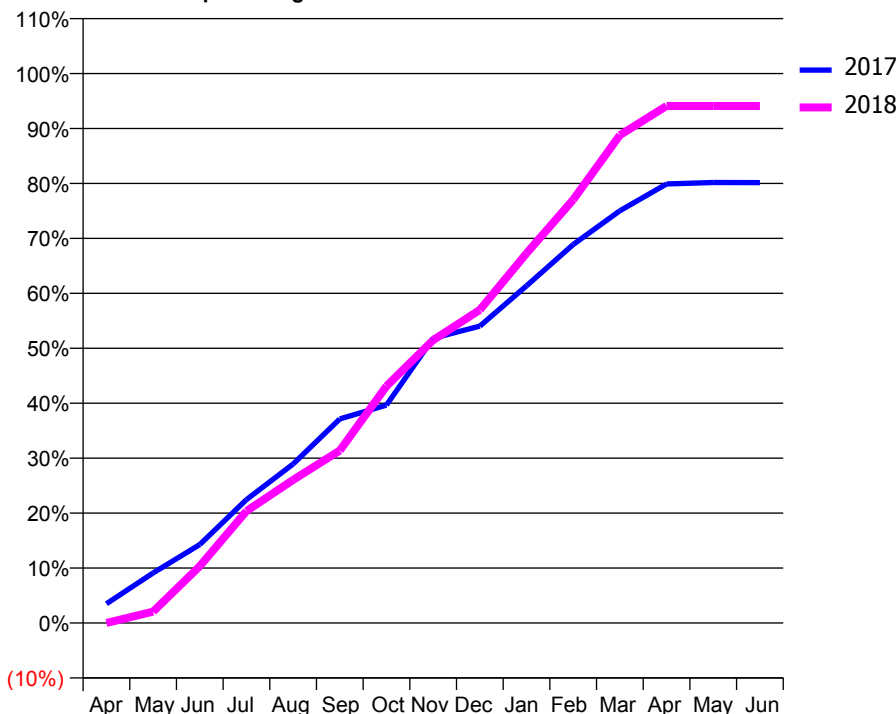
ACCESS*

Patients seen in 24 months	Total	Change since previous quarter
Quarter ending March 2017	2,197	
Quarter ending June 2017	2,137	↓
Quarter ending September 2017	2,295	↑
Quarter ending December 2017	2,541	↑
Quarter ending March 2018	2,723	↑
Variance since March 2017	23.9%	↑



ACTIVITY

Cumulative percentage of contracted UDA delivered 2017 & 2018



Month	Adjusted Scheduled Activity (UDA)	
	2017	2018
April	342	0
May	887	198
June	1,388	982
July	2,183	1,933
August	2,815	2,470
September	3,613	2,976
October	3,857	4,087
November	5,040	4,881
December	5,255	5,405
January	5,966	6,379
February	6,698	7,306
March	7,296	8,418
April	7,768	8,923
May	7,795	8,923
June	7,792	8,923

QUALITY

	Quantity	Base Number	Contract	AT	Region	England
% of FP17s for the same patient ID Re-attending within 3 months - Children	78	1,141	6.8%	9.1%	11.5%	11.9%
% of FP17s for the same patient ID Re-attending within 3 months - Adults	437	2,751	15.9%	13.5%	15.9%	16.0%
% of FP17s for the same patient ID Re-attending between 3 & 9 months - Children	605	1,141	53.0%	61.7%	60.6%	58.3%
% of FP17s for the same patient ID Re-attending between 3 & 9 months - Adults	1,315	2,751	47.8%	51.8%	51.6%	50.3%
% of FP17s for Band 1 Urgent Courses	261	3,898	6.7%	8.1%	9.5%	9.1%
% of FP17s Relating to Free Repair or Replacements	13	3,898	0.3%	0.7%	0.7%	0.8%
% of FP17s Relating to Continuations	14	3,898	0.4%	1.0%	1.0%	1.0%
% of Patients satisfied with the dentistry they have received	11	11	100.0%	92.8%	92.0%	91.5%
% of Patients satisfied with the time they had to wait for an appointment	10	11	90.9%	88.4%	88.1%	87.9%

* This is based on patients treated on this contract for their most recent course of treatment. Figures in italics indicate the base number of FP17s or Patient Questionnaire responses are less than 100. N/A is shown where the base number of responses is less than 10 during the period. % is calculated as Quantity/Base number*100

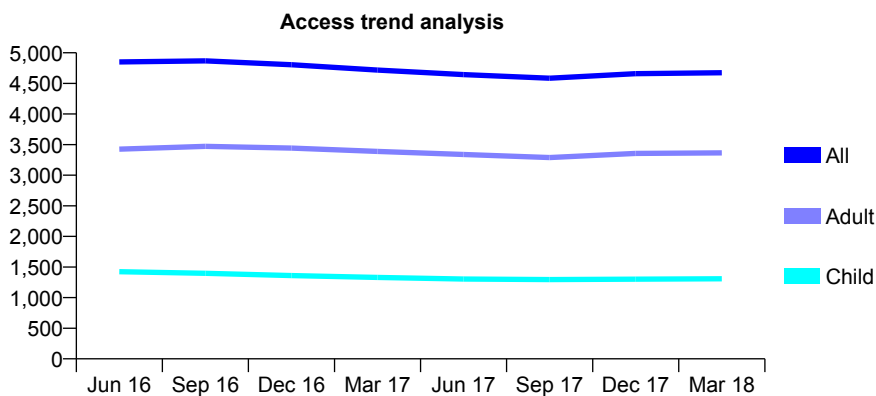
Q64 - Vital Signs At a Glance Contract Report for 134333/0001 - Year end March 2018

Name or company name	Chantry Dental Practice
Contract type name	GDS Contract
Purpose of contract	General
Contract start date	01/04/2006
Contract end date	

17/18 Contracted general activity (UDA)	13,445
Carry forward general activity (UDA)	0
17/18 Contracted orthodontic activity (UOA)	0
Carry forward orthodontic activity (UOA)	0
Baseline contract value	£361,911.76

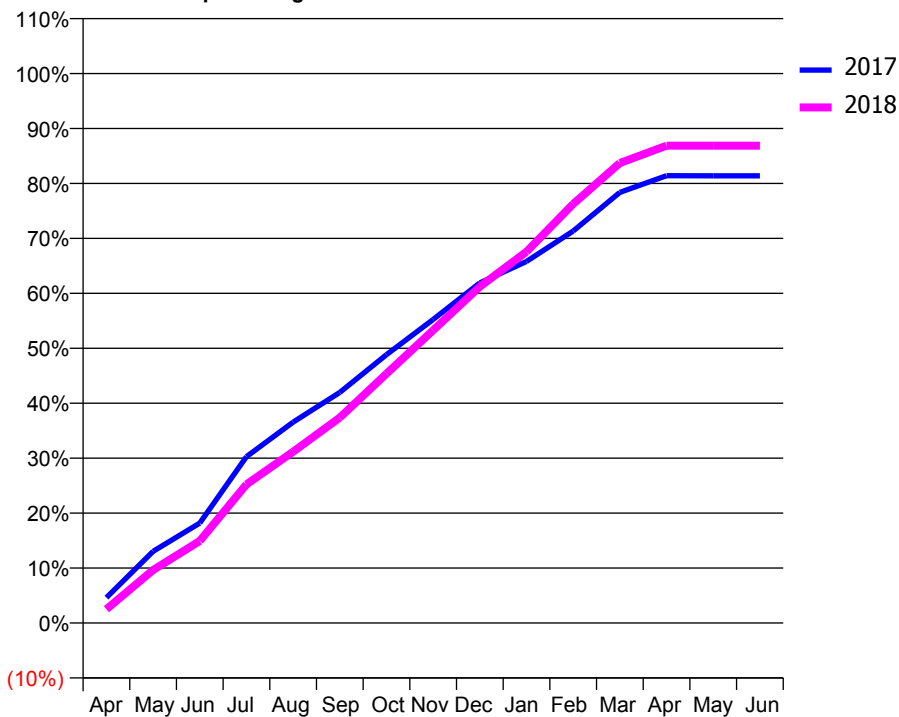
ACCESS*

Patients seen in 24 months	Total	Change since previous quarter
Quarter ending March 2017	4,718	
Quarter ending June 2017	4,643	↓
Quarter ending September 2017	4,584	↓
Quarter ending December 2017	4,658	→
Quarter ending March 2018	4,675	→
Variance since March 2017	(0.9%)	→



ACTIVITY

Cumulative percentage of contracted UDA delivered 2017 & 2018



Month	Adjusted Scheduled Activity (UDA)	
	2017	2018
April	623	338
May	1,754	1,297
June	2,444	2,010
July	4,070	3,391
August	4,914	4,192
September	5,644	5,025
October	6,566	6,099
November	7,427	7,164
December	8,321	8,231
January	8,847	9,085
February	9,591	10,252
March	10,537	11,255
April	10,943	11,679
May	10,940	11,679
June	10,940	11,679

QUALITY

	Quantity	Base Number	Contract	AT	Region	England
% of FP17s for the same patient ID Re-attending within 3 months - Children	106	1,822	5.8%	9.1%	11.5%	11.9%
% of FP17s for the same patient ID Re-attending within 3 months - Adults	495	4,045	12.2%	13.5%	15.9%	16.0%
% of FP17s for the same patient ID Re-attending between 3 & 9 months - Children	958	1,822	52.6%	61.7%	60.6%	58.3%
% of FP17s for the same patient ID Re-attending between 3 & 9 months - Adults	1,643	4,045	40.6%	51.8%	51.6%	50.3%
% of FP17s for Band 1 Urgent Courses	437	5,887	7.4%	8.1%	9.5%	9.1%
% of FP17s Relating to Free Repair or Replacements	32	5,887	0.5%	0.7%	0.7%	0.8%
% of FP17s Relating to Continuations	114	5,887	1.9%	1.0%	1.0%	1.0%
% of Patients satisfied with the dentistry they have received	21	21	100.0%	92.8%	92.0%	91.5%
% of Patients satisfied with the time they had to wait for an appointment	20	21	95.2%	88.4%	88.1%	87.9%

* This is based on patients treated on this contract for their most recent course of treatment. Figures in italics indicate the base number of FP17s or Patient Questionnaire responses are less than 100. N/A is shown where the base number of responses is less than 10 during the period. % is calculated as Quantity/Base number*100

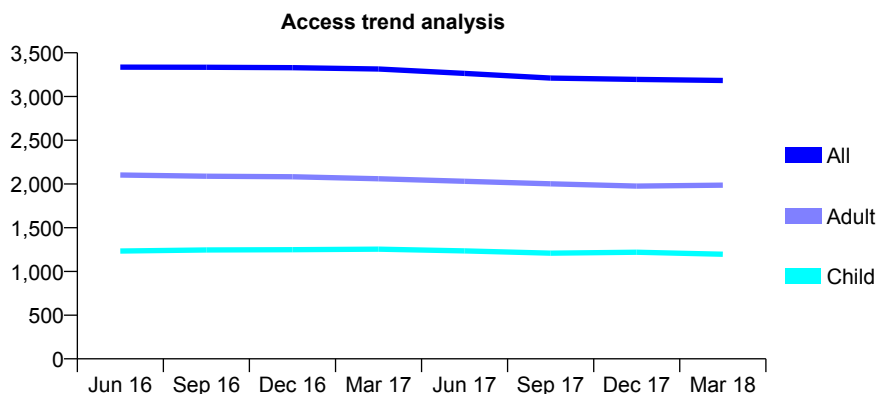
Q64 - Vital Signs At a Glance Contract Report for 135011/0001 - Year end March 2018

Name or company name	Wyllye Valley Dentistry Limited
Contract type name	GDS Contract
Purpose of contract	General
Contract start date	01/04/2008
Contract end date	

17/18 Contracted general activity (UDA)	7,374
Carry forward general activity (UDA)	27
17/18 Contracted orthodontic activity (UOA)	0
Carry forward orthodontic activity (UOA)	0
Baseline contract value	£171,050.40

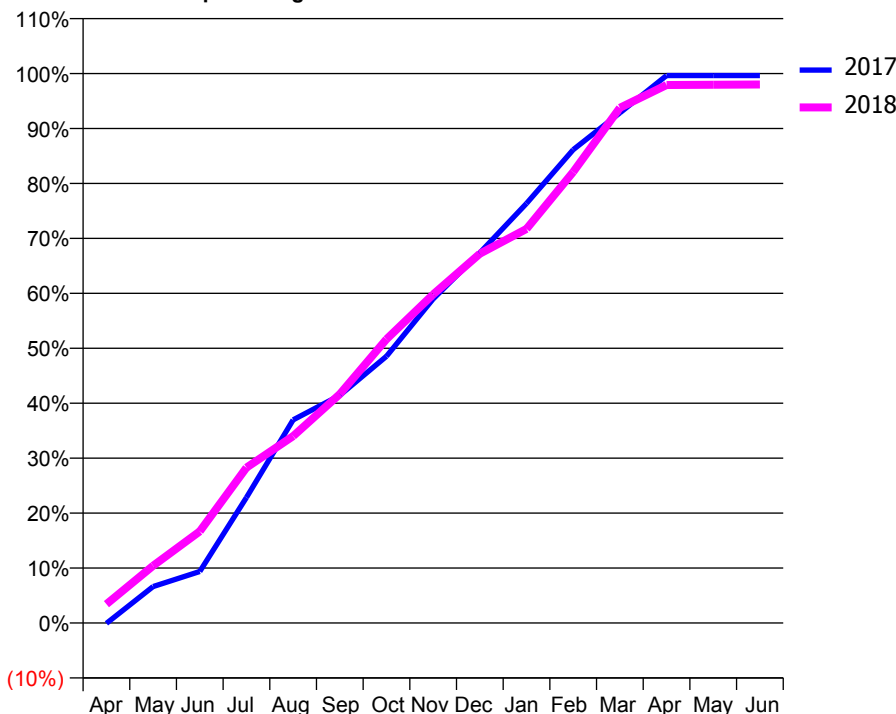
ACCESS*

Patients seen in 24 months	Total	Change since previous quarter
Quarter ending March 2017	3,314	
Quarter ending June 2017	3,264	↓
Quarter ending September 2017	3,211	↓
Quarter ending December 2017	3,195	→
Quarter ending March 2018	3,183	→
Variance since March 2017	(4.0%)	↓



ACTIVITY

Cumulative percentage of contracted UDA delivered 2017 & 2018



Adjusted Scheduled Activity (UDA)

Month	2017	2018
April	-6	254
May	490	769
June	691	1,230
July	1,684	2,085
August	2,727	2,508
September	3,055	3,072
October	3,579	3,808
November	4,350	4,410
December	4,969	4,956
January	5,630	5,288
February	6,352	6,054
March	6,846	6,913
April	7,347	7,219
May	7,347	7,223
June	7,347	7,226

QUALITY

	Quantity	Base Number	Contract	AT	Region	England
% of FP17s for the same patient ID Re-attending within 3 months - Children	244	2,166	11.3%	9.1%	11.5%	11.9%
% of FP17s for the same patient ID Re-attending within 3 months - Adults	413	3,075	13.4%	13.5%	15.9%	16.0%
% of FP17s for the same patient ID Re-attending between 3 & 9 months - Children	1,448	2,166	66.9%	61.7%	60.6%	58.3%
% of FP17s for the same patient ID Re-attending between 3 & 9 months - Adults	2,098	3,075	68.2%	51.8%	51.6%	50.3%
% of FP17s for Band 1 Urgent Courses	253	4,014	6.3%	8.1%	9.5%	9.1%
% of FP17s Relating to Free Repair or Replacements	18	4,014	0.4%	0.7%	0.7%	0.8%
% of FP17s Relating to Continuations	25	4,014	0.6%	1.0%	1.0%	1.0%
% of Patients satisfied with the dentistry they have received	6	6	N/A	92.8%	92.0%	91.5%
% of Patients satisfied with the time they had to wait for an appointment	6	6	N/A	88.4%	88.1%	87.9%

* This is based on patients treated on this contract for their most recent course of treatment. Figures in italics indicate the base number of FP17s or Patient Questionnaire responses are less than 100. N/A is shown where the base number of responses is less than 10 during the period. % is calculated as Quantity/Base number*100

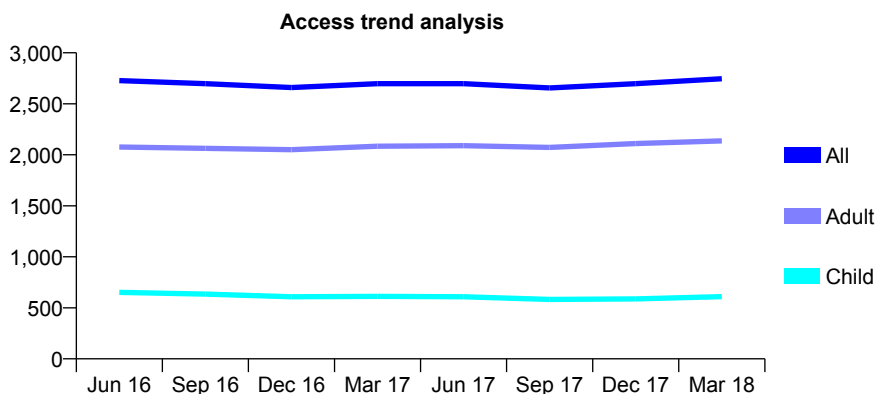
Q64 - Vital Signs At a Glance Contract Report for 135232/0001 - Year end March 2018

Name or company name	Kennet River Dental Practice
Contract type name	PDS Contract
Purpose of contract	General
Contract start date	01/01/2009
Contract end date	01/01/2019

17/18 Contracted general activity (UDA)	7,696
Carry forward general activity (UDA)	153
17/18 Contracted orthodontic activity (UOA)	0
Carry forward orthodontic activity (UOA)	0
Baseline contract value	£176,326.93

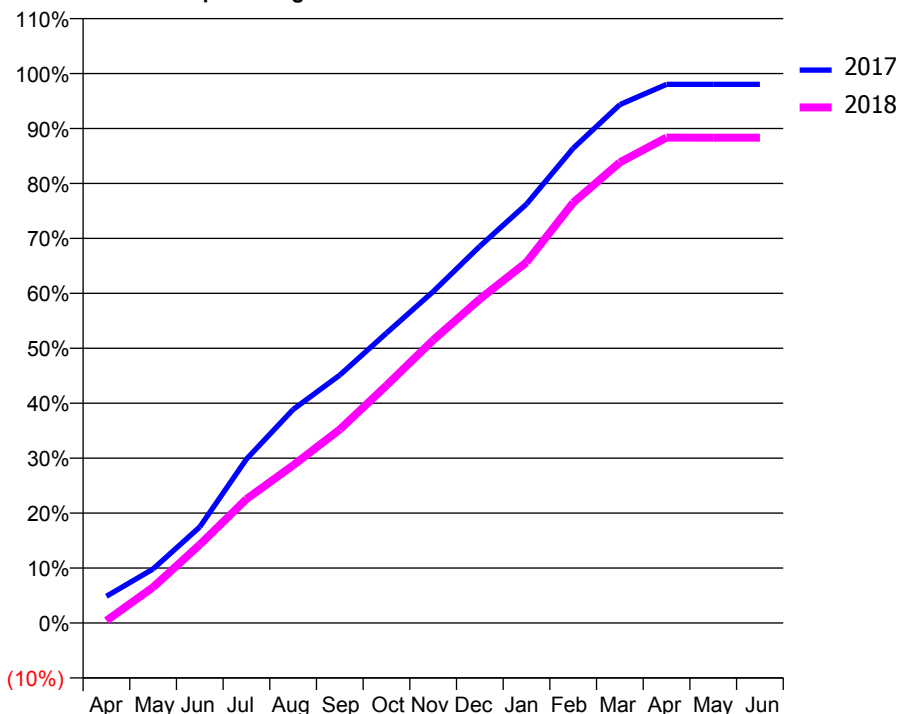
ACCESS*

Patients seen in 24 months	Total	Change since previous quarter
Quarter ending March 2017	2,697	
Quarter ending June 2017	2,698	→
Quarter ending September 2017	2,656	↓
Quarter ending December 2017	2,697	→
Quarter ending March 2018	2,746	→
Variance since March 2017	1.8%	→



ACTIVITY

Cumulative percentage of contracted UDA delivered 2017 & 2018



Adjusted Scheduled Activity (UDA)

Month	2017	2018
April	374	33
May	758	501
June	1,346	1,097
July	2,297	1,736
August	2,992	2,209
September	3,472	2,710
October	4,061	3,328
November	4,641	3,962
December	5,277	4,536
January	5,867	5,054
February	6,650	5,887
March	7,260	6,451
April	7,544	6,798
May	7,543	6,797
June	7,543	6,797

QUALITY

	Quantity	Base Number	Contract	AT	Region	England
% of FP17s for the same patient ID Re-attending within 3 months - Children	65	988	6.6%	9.1%	11.5%	11.9%
% of FP17s for the same patient ID Re-attending within 3 months - Adults	318	2,884	11.0%	13.5%	15.9%	16.0%
% of FP17s for the same patient ID Re-attending between 3 & 9 months - Children	721	988	73.0%	61.7%	60.6%	58.3%
% of FP17s for the same patient ID Re-attending between 3 & 9 months - Adults	1,598	2,884	55.4%	51.8%	51.6%	50.3%
% of FP17s for Band 1 Urgent Courses	293	3,912	7.5%	8.1%	9.5%	9.1%
% of FP17s Relating to Free Repair or Replacements	34	3,912	0.9%	0.7%	0.7%	0.8%
% of FP17s Relating to Continuations	2	3,912	0.1%	1.0%	1.0%	1.0%
% of Patients satisfied with the dentistry they have received	4	4	N/A	92.8%	92.0%	91.5%
% of Patients satisfied with the time they had to wait for an appointment	3	4	N/A	88.4%	88.1%	87.9%

* This is based on patients treated on this contract for their most recent course of treatment. Figures in italics indicate the base number of FP17s or Patient Questionnaire responses are less than 100. N/A is shown where the base number of responses is less than 10 during the period. % is calculated as Quantity/Base number*100

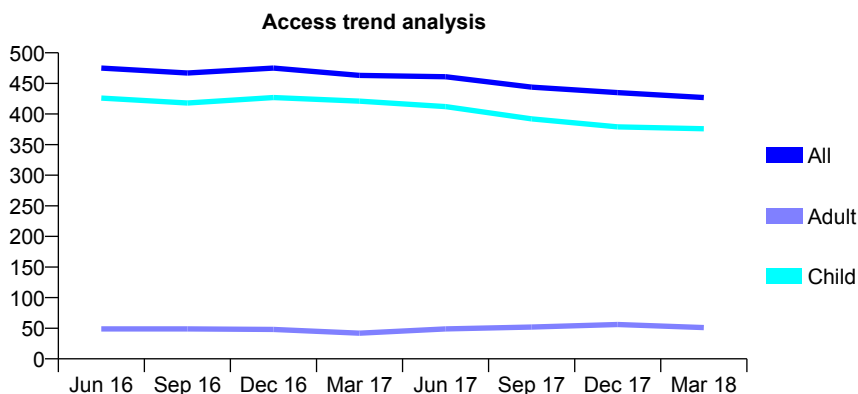
Q64 - Vital Signs At a Glance Contract Report for 135240/0001 - Year end March 2018

Name or company name	Old College Dental Surgery
Contract type name	GDS Contract
Purpose of contract	General
Contract start date	01/04/2006
Contract end date	

17/18 Contracted general activity (UDA)	1,111
Carry forward general activity (UDA)	9
17/18 Contracted orthodontic activity (UOA)	0
Carry forward orthodontic activity (UOA)	0
Baseline contract value	£25,094.98

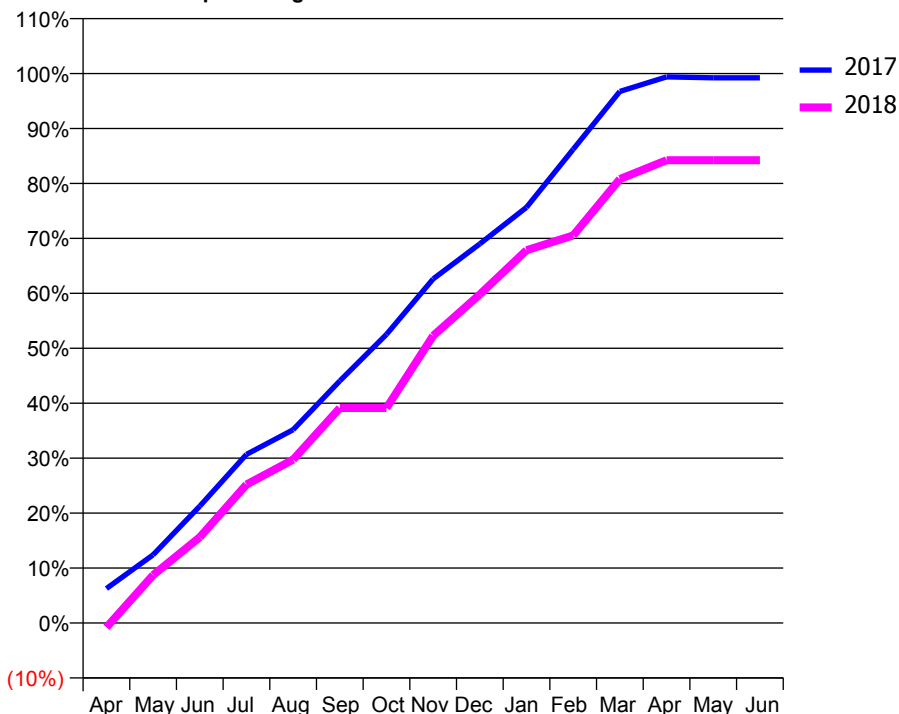
ACCESS*

Patients seen in 24 months	Total	Change since previous quarter
Quarter ending March 2017	463	
Quarter ending June 2017	461	→
Quarter ending September 2017	444	↓
Quarter ending December 2017	435	↓
Quarter ending March 2018	427	↓
Variance since March 2017	(7.8%)	↓



ACTIVITY

Cumulative percentage of contracted UDA delivered 2017 & 2018



Month	Adjusted Scheduled Activity (UDA)	
	2017	2018
April	70	-9
May	138	97
June	236	174
July	341	280
August	391	330
September	489	435
October	584	435
November	696	581
December	767	664
January	840	754
February	958	784
March	1,075	898
April	1,104	936
May	1,102	936
June	1,102	936

QUALITY

	Quantity	Base Number	Contract	AT	Region	England
% of FP17s for the same patient ID Re-attending within 3 months - Children	47	751	6.3%	9.1%	11.5%	11.9%
% of FP17s for the same patient ID Re-attending within 3 months - Adults	0	2	0.0%	13.5%	15.9%	16.0%
% of FP17s for the same patient ID Re-attending between 3 & 9 months - Children	595	751	79.2%	61.7%	60.6%	58.3%
% of FP17s for the same patient ID Re-attending between 3 & 9 months - Adults	2	2	100.0%	51.8%	51.6%	50.3%
% of FP17s for Band 1 Urgent Courses	34	762	4.5%	8.1%	9.5%	9.1%
% of FP17s Relating to Free Repair or Replacements	0	762	0.0%	0.7%	0.7%	0.8%
% of FP17s Relating to Continuations	0	762	0.0%	1.0%	1.0%	1.0%
% of Patients satisfied with the dentistry they have received	1	1	N/A	92.8%	92.0%	91.5%
% of Patients satisfied with the time they had to wait for an appointment	1	1	N/A	88.4%	88.1%	87.9%

* This is based on patients treated on this contract for their most recent course of treatment. Figures in italics indicate the base number of FP17s or Patient Questionnaire responses are less than 100. N/A is shown where the base number of responses is less than 10 during the period. % is calculated as Quantity/Base number*100

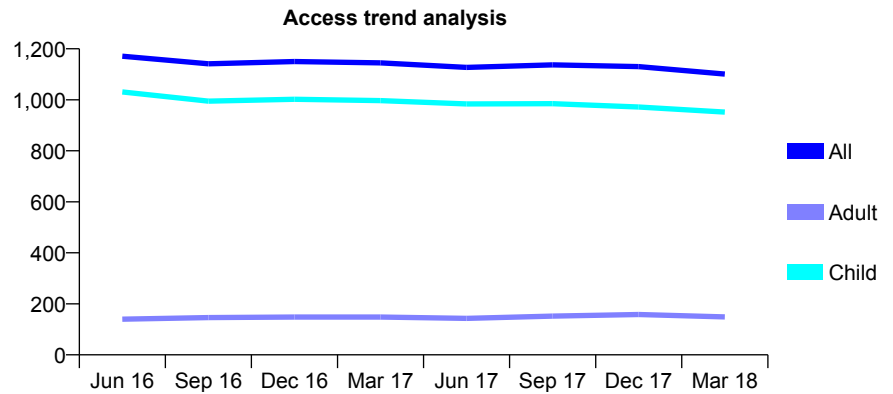
Q64 - Vital Signs At a Glance Contract Report for 135801/0001 - Year end March 2018

Name or company name	Williams & Sanghera Dental Practice
Contract type name	GDS Contract
Purpose of contract	General
Contract start date	01/04/2006
Contract end date	

17/18 Contracted general activity (UDA)	2,487
Carry forward general activity (UDA)	0
17/18 Contracted orthodontic activity (UOA)	0
Carry forward orthodontic activity (UOA)	0
Baseline contract value	£60,132.45

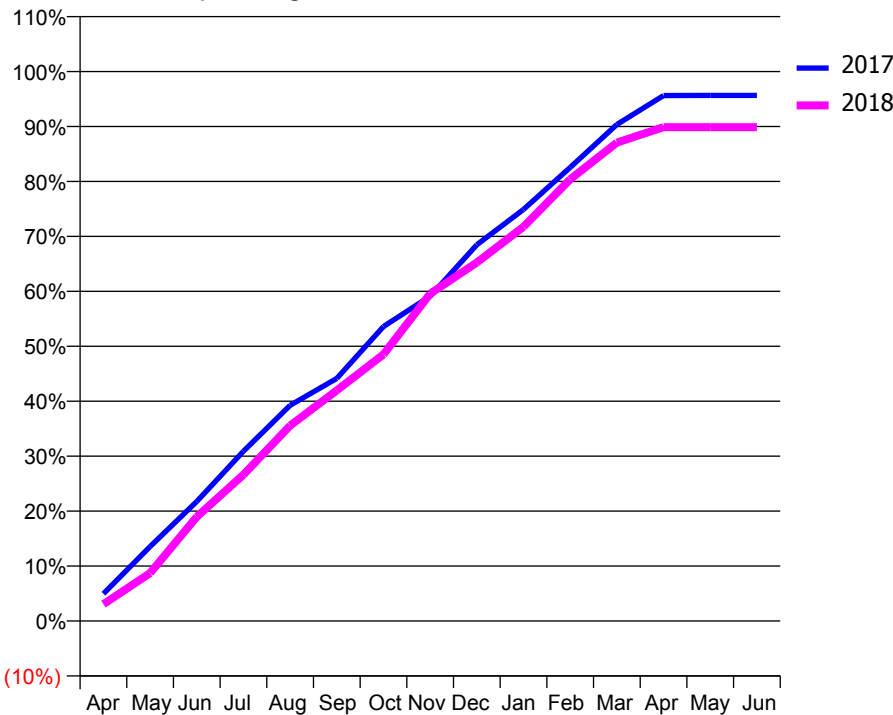
ACCESS*

Patients seen in 24 months	Total	Change since previous quarter
Quarter ending March 2017	1,145	
Quarter ending June 2017	1,127	↓
Quarter ending September 2017	1,137	→
Quarter ending December 2017	1,130	→
Quarter ending March 2018	1,101	↓
Variance since March 2017	(3.8%)	↓



ACTIVITY

Cumulative percentage of contracted UDA delivered 2017 & 2018



Month	Adjusted Scheduled Activity (UDA)	
	2017	2018
April	123	76
May	337	217
June	541	472
July	769	662
August	976	884
September	1,098	1,044
October	1,333	1,207
November	1,470	1,481
December	1,703	1,623
January	1,863	1,784
February	2,053	1,999
March	2,247	2,165
April	2,378	2,235
May	2,379	2,235
June	2,379	2,235

QUALITY

	Quantity	Base Number	Contract	AT	Region	England
% of FP17s for the same patient ID Re-attending within 3 months - Children	105	1,698	6.2%	9.1%	11.5%	11.9%
% of FP17s for the same patient ID Re-attending within 3 months - Adults	0	0	N/A	13.5%	15.9%	16.0%
% of FP17s for the same patient ID Re-attending between 3 & 9 months - Children	1,189	1,698	70.0%	61.7%	60.6%	58.3%
% of FP17s for the same patient ID Re-attending between 3 & 9 months - Adults	0	0	N/A	51.8%	51.6%	50.3%
% of FP17s for Band 1 Urgent Courses	42	1,659	2.5%	8.1%	9.5%	9.1%
% of FP17s Relating to Free Repair or Replacements	0	1,659	0.0%	0.7%	0.7%	0.8%
% of FP17s Relating to Continuations	0	1,659	0.0%	1.0%	1.0%	1.0%
% of Patients satisfied with the dentistry they have received	0	1	N/A	92.8%	92.0%	91.5%
% of Patients satisfied with the time they had to wait for an appointment	0	1	N/A	88.4%	88.1%	87.9%

* This is based on patients treated on this contract for their most recent course of treatment. Figures in italics indicate the base number of FP17s or Patient Questionnaire responses are less than 100. N/A is shown where the base number of responses is less than 10 during the period. % is calculated as Quantity/Base number*100

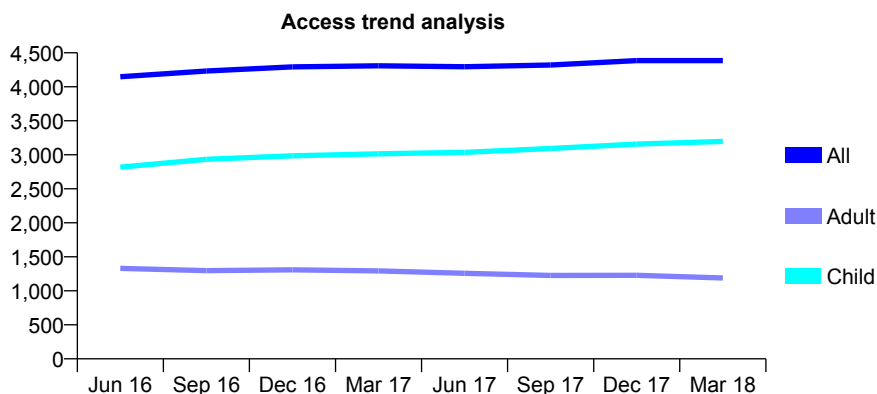
Q64 - Vital Signs At a Glance Contract Report for 136441/0001 - Year end March 2018

Name or company name	Priory Vale Partnership
Contract type name	GDS Contract
Purpose of contract	General
Contract start date	01/03/2013
Contract end date	

17/18 Contracted general activity (UDA)	10,467
Carry forward general activity (UDA)	167
17/18 Contracted orthodontic activity (UOA)	0
Carry forward orthodontic activity (UOA)	0
Baseline contract value	£259,481.38

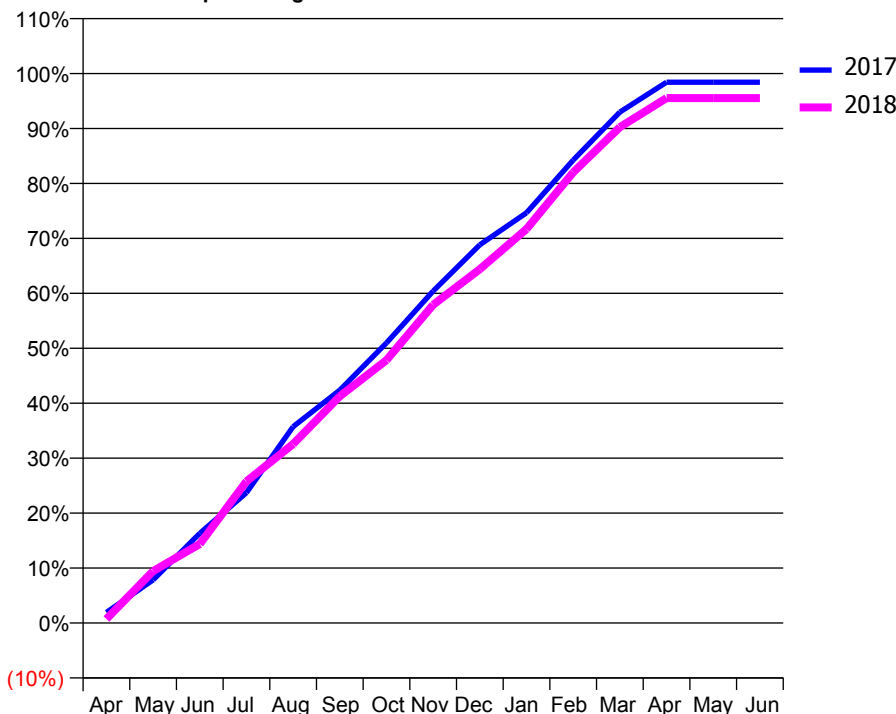
ACCESS*

Patients seen in 24 months	Total	Change since previous quarter
Quarter ending March 2017	4,309	
Quarter ending June 2017	4,295	→
Quarter ending September 2017	4,320	→
Quarter ending December 2017	4,385	→
Quarter ending March 2018	4,386	→
Variance since March 2017	1.8%	→



ACTIVITY

Cumulative percentage of contracted UDA delivered 2017 & 2018



Adjusted Scheduled Activity (UDA)

Month	2017	2018
April	203	78
May	821	990
June	1,707	1,505
July	2,484	2,698
August	3,741	3,411
September	4,435	4,319
October	5,336	5,009
November	6,325	6,061
December	7,204	6,740
January	7,815	7,505
February	8,817	8,583
March	9,732	9,445
April	10,301	9,999
May	10,300	10,000
June	10,300	10,000

QUALITY

	Quantity	Base Number	Contract	AT	Region	England
% of FP17s for the same patient ID Re-attending within 3 months - Children	242	4,265	5.7%	9.1%	11.5%	11.9%
% of FP17s for the same patient ID Re-attending within 3 months - Adults	212	1,188	17.8%	13.5%	15.9%	16.0%
% of FP17s for the same patient ID Re-attending between 3 & 9 months - Children	2,464	4,265	57.8%	61.7%	60.6%	58.3%
% of FP17s for the same patient ID Re-attending between 3 & 9 months - Adults	492	1,188	41.4%	51.8%	51.6%	50.3%
% of FP17s for Band 1 Urgent Courses	445	5,413	8.2%	8.1%	9.5%	9.1%
% of FP17s Relating to Free Repair or Replacements	0	5,413	0.0%	0.7%	0.7%	0.8%
% of FP17s Relating to Continuations	0	5,413	0.0%	1.0%	1.0%	1.0%
% of Patients satisfied with the dentistry they have received	5	7	N/A	92.8%	92.0%	91.5%
% of Patients satisfied with the time they had to wait for an appointment	6	7	N/A	88.4%	88.1%	87.9%

* This is based on patients treated on this contract for their most recent course of treatment. Figures in italics indicate the base number of FP17s or Patient Questionnaire responses are less than 100. N/A is shown where the base number of responses is less than 10 during the period. % is calculated as Quantity/Base number*100

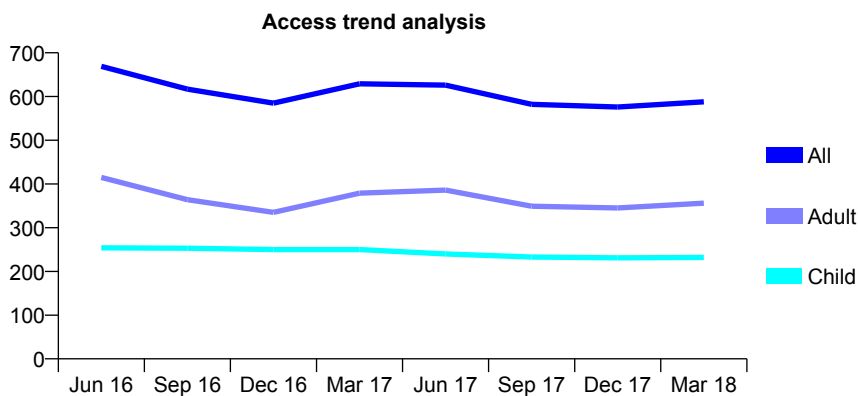
Q64 - Vital Signs At a Glance Contract Report for 136522/0001 - Year end March 2018

Name or company name	Mr MJ Brown, Salford Dental Practice
Contract type name	GDS Contract
Purpose of contract	General
Contract start date	30/05/2014
Contract end date	

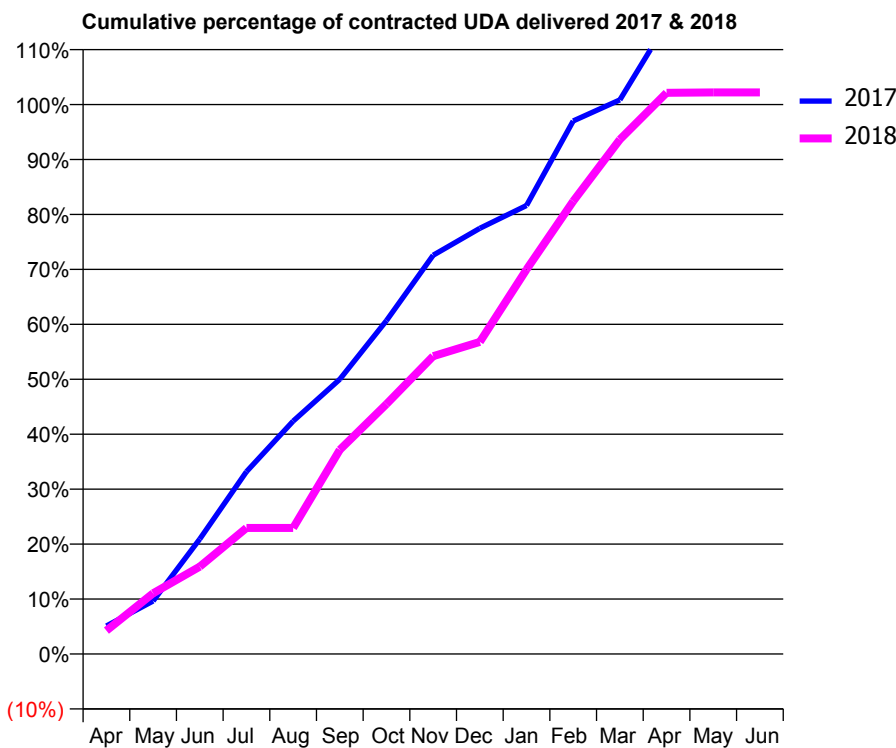
17/18 Contracted general activity (UDA)	1,040
Carry forward general activity (UDA)	-20
17/18 Contracted orthodontic activity (UOA)	0
Carry forward orthodontic activity (UOA)	0
Baseline contract value	£26,928.70

ACCESS*

Patients seen in 24 months	Total	Change since previous quarter
Quarter ending March 2017	629	
Quarter ending June 2017	626	→
Quarter ending September 2017	582	↓
Quarter ending December 2017	576	↓
Quarter ending March 2018	588	↑
Variance since March 2017	(6.5%)	↓



ACTIVITY



Month	Adjusted Scheduled Activity (UDA)	
	2017	2018
April	52	44
May	98	115
June	212	165
July	336	239
August	430	239
September	507	387
October	615	473
November	736	564
December	786	591
January	828	728
February	984	857
March	1,023	974
April	1,164	1,062
May	1,170	1,063
June	1,171	1,063

QUALITY

	Quantity	Base Number	Contract	AT	Region	England
% of FP17s for the same patient ID Re-attending within 3 months - Children	14	366	3.8%	9.1%	11.5%	11.9%
% of FP17s for the same patient ID Re-attending within 3 months - Adults	25	330	7.6%	13.5%	15.9%	16.0%
% of FP17s for the same patient ID Re-attending between 3 & 9 months - Children	234	366	63.9%	61.7%	60.6%	58.3%
% of FP17s for the same patient ID Re-attending between 3 & 9 months - Adults	147	330	44.5%	51.8%	51.6%	50.3%
% of FP17s for Band 1 Urgent Courses	30	637	4.7%	8.1%	9.5%	9.1%
% of FP17s Relating to Free Repair or Replacements	0	637	0.0%	0.7%	0.7%	0.8%
% of FP17s Relating to Continuations	1	637	0.2%	1.0%	1.0%	1.0%
% of Patients satisfied with the dentistry they have received	6	6	N/A	92.8%	92.0%	91.5%
% of Patients satisfied with the time they had to wait for an appointment	5	6	N/A	88.4%	88.1%	87.9%

* This is based on patients treated on this contract for their most recent course of treatment. Figures in italics indicate the base number of FP17s or Patient Questionnaire responses are less than 100. N/A is shown where the base number of responses is less than 10 during the period. % is calculated as Quantity/Base number*100

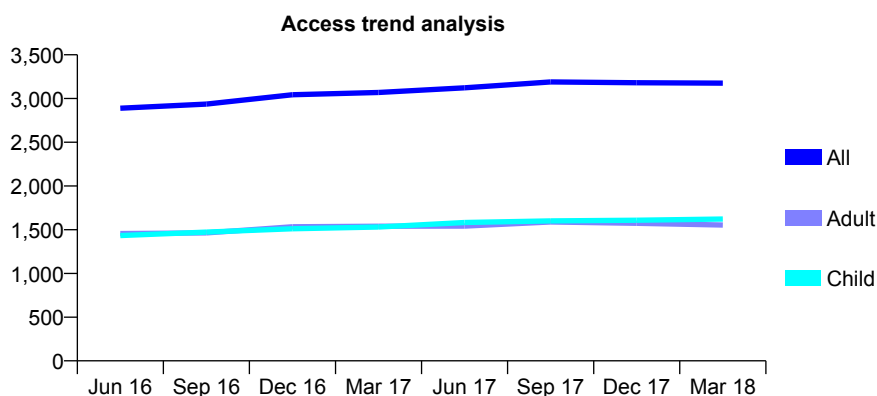
Q64 - Vital Signs At a Glance Contract Report for 137995/0001 - Year end March 2018

Name or company name	Nelson Street Dental Practice Partnership
Contract type name	GDS Contract
Purpose of contract	General
Contract start date	01/04/2014
Contract end date	

17/18 Contracted general activity (UDA)	8,023
Carry forward general activity (UDA)	-86
17/18 Contracted orthodontic activity (UOA)	0
Carry forward orthodontic activity (UOA)	0
Baseline contract value	£187,355.52

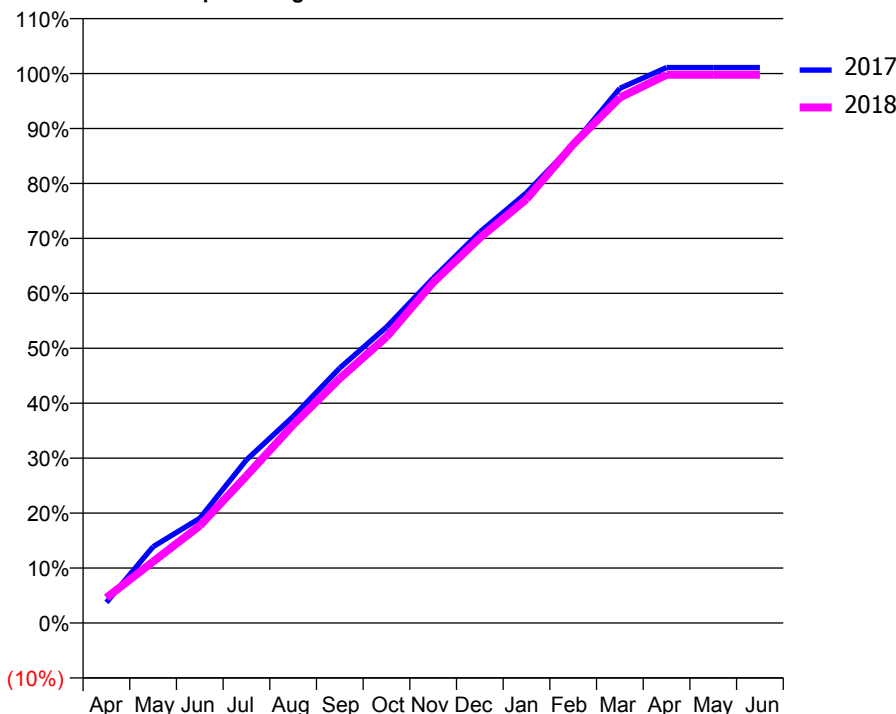
ACCESS*

Patients seen in 24 months	Total	Change since previous quarter
Quarter ending March 2017	3,069	
Quarter ending June 2017	3,123	→
Quarter ending September 2017	3,190	↑
Quarter ending December 2017	3,181	→
Quarter ending March 2018	3,176	→
Variance since March 2017	3.5%	↑



ACTIVITY

Cumulative percentage of contracted UDA delivered 2017 & 2018



Month	Adjusted Scheduled Activity (UDA)	
	2017	2018
April	301	368
May	1,114	897
June	1,529	1,420
July	2,382	2,148
August	3,015	2,893
September	3,724	3,573
October	4,321	4,176
November	5,034	4,972
December	5,707	5,624
January	6,282	6,188
February	6,986	6,989
March	7,807	7,672
April	8,109	8,005
May	8,109	8,005
June	8,109	8,005

QUALITY

	Quantity	Base Number	Contract	AT	Region	England
% of FP17s for the same patient ID Re-attending within 3 months - Children	155	2,570	6.0%	9.1%	11.5%	11.9%
% of FP17s for the same patient ID Re-attending within 3 months - Adults	359	1,890	19.0%	13.5%	15.9%	16.0%
% of FP17s for the same patient ID Re-attending between 3 & 9 months - Children	1,799	2,570	70.0%	61.7%	60.6%	58.3%
% of FP17s for the same patient ID Re-attending between 3 & 9 months - Adults	954	1,890	50.5%	51.8%	51.6%	50.3%
% of FP17s for Band 1 Urgent Courses	222	3,792	5.9%	8.1%	9.5%	9.1%
% of FP17s Relating to Free Repair or Replacements	0	3,792	0.0%	0.7%	0.7%	0.8%
% of FP17s Relating to Continuations	53	3,792	1.4%	1.0%	1.0%	1.0%
% of Patients satisfied with the dentistry they have received	2	2	N/A	92.8%	92.0%	91.5%
% of Patients satisfied with the time they had to wait for an appointment	2	2	N/A	88.4%	88.1%	87.9%

* This is based on patients treated on this contract for their most recent course of treatment. Figures in italics indicate the base number of FP17s or Patient Questionnaire responses are less than 100. N/A is shown where the base number of responses is less than 10 during the period. % is calculated as Quantity/Base number*100

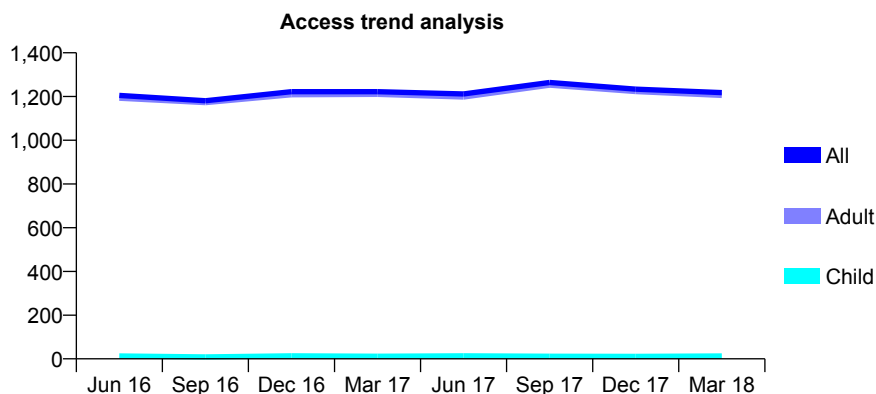
Q64 - Vital Signs At a Glance Contract Report for 138843/0001 - Year end March 2018

Name or company name	BASDAC LLP
Contract type name	GDS Contract
Purpose of contract	General
Contract start date	01/04/2013
Contract end date	

17/18 Contracted general activity (UDA)	3,339
Carry forward general activity (UDA)	0
17/18 Contracted orthodontic activity (UOA)	0
Carry forward orthodontic activity (UOA)	0
Baseline contract value	£201,974.33

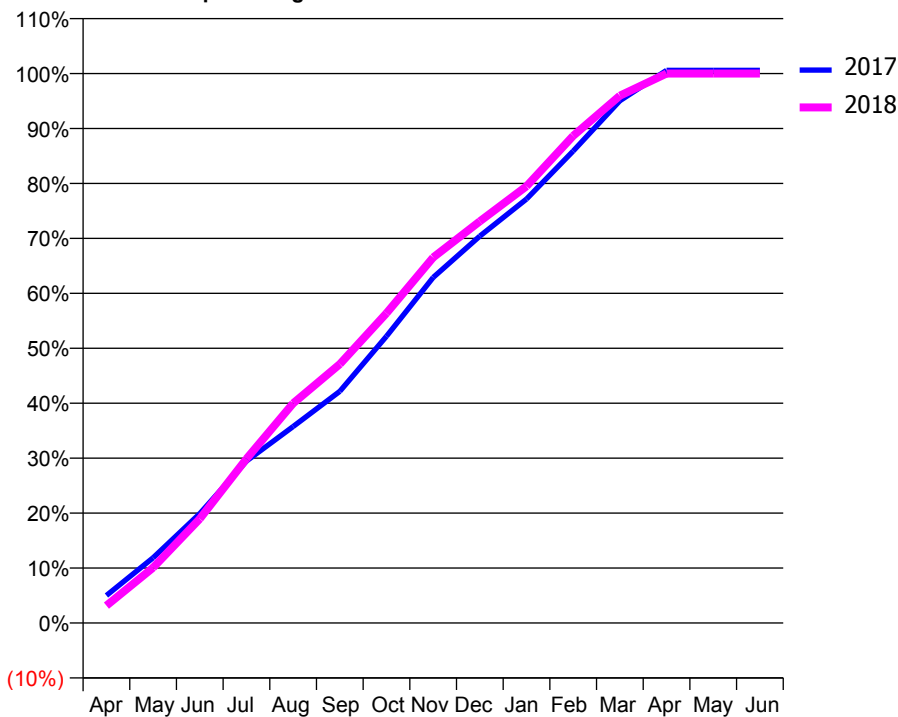
ACCESS*

Patients seen in 24 months	Total	Change since previous quarter
Quarter ending March 2017	1,222	
Quarter ending June 2017	1,212	→
Quarter ending September 2017	1,264	↑
Quarter ending December 2017	1,234	↓
Quarter ending March 2018	1,218	↓
Variance since March 2017	(0.3%)	→



ACTIVITY

Cumulative percentage of contracted UDA delivered 2017 & 2018



QUALITY

	Quantity	Base Number	Contract	AT	Region	England
% of FP17s for the same patient ID Re-attending within 3 months - Children	0	15	0.0%	9.1%	11.5%	11.9%
% of FP17s for the same patient ID Re-attending within 3 months - Adults	2	1,132	0.2%	13.5%	15.9%	16.0%
% of FP17s for the same patient ID Re-attending between 3 & 9 months - Children	0	15	0.0%	61.7%	60.6%	58.3%
% of FP17s for the same patient ID Re-attending between 3 & 9 months - Adults	6	1,132	0.5%	51.8%	51.6%	50.3%
% of FP17s for Band 1 Urgent Courses	0	1,129	0.0%	8.1%	9.5%	9.1%
% of FP17s Relating to Free Repair or Replacements	0	1,129	0.0%	0.7%	0.7%	0.8%
% of FP17s Relating to Continuations	1	1,129	0.1%	1.0%	1.0%	1.0%
% of Patients satisfied with the dentistry they have received	3	3	N/A	92.8%	92.0%	91.5%
% of Patients satisfied with the time they had to wait for an appointment	2	3	N/A	88.4%	88.1%	87.9%

* This is based on patients treated on this contract for their most recent course of treatment. Figures in italics indicate the base number of FP17s or Patient Questionnaire responses are less than 100. N/A is shown where the base number of responses is less than 10 during the period. % is calculated as Quantity/Base number*100

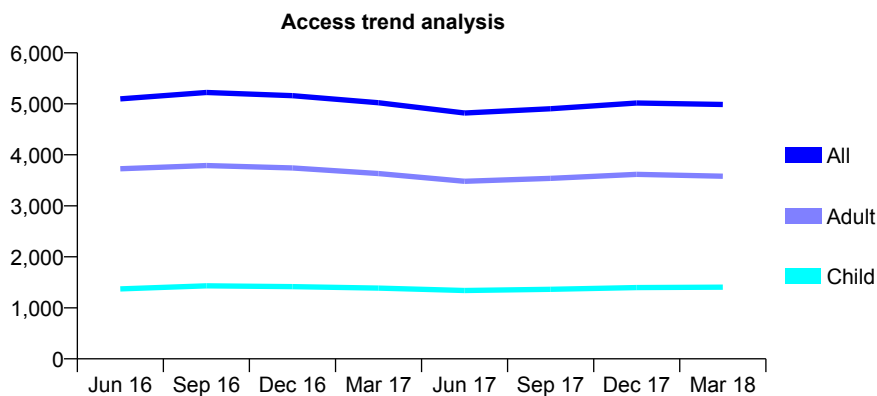
Q64 - Vital Signs At a Glance Contract Report for 141909/0001 - Year end March 2018

Name or company name	Halton House Dental Centre
Contract type name	GDS Contract
Purpose of contract	General
Contract start date	01/04/2013
Contract end date	

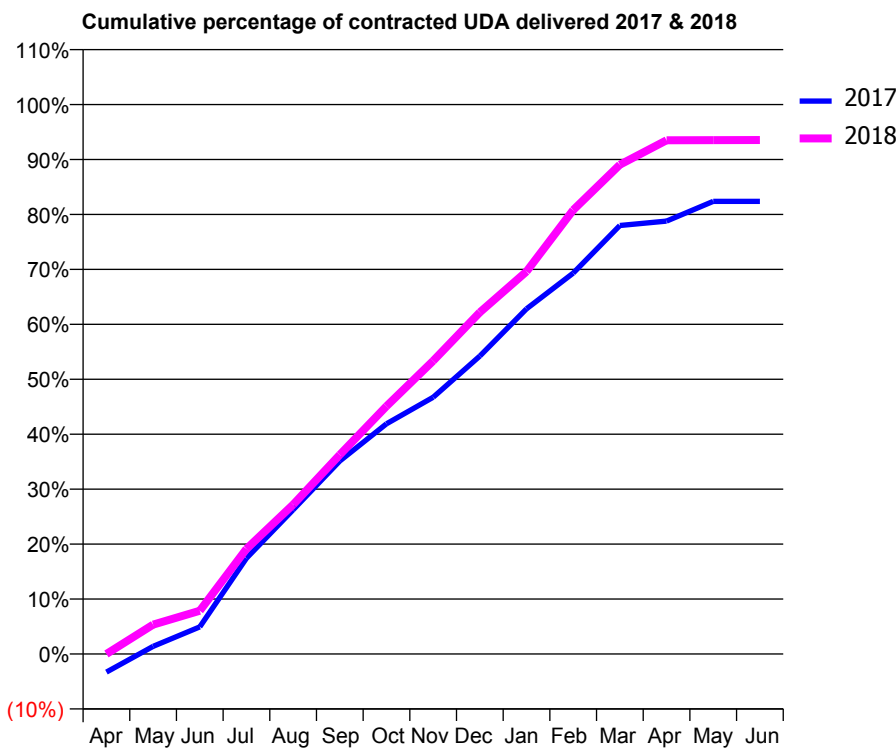
17/18 Contracted general activity (UDA)	14,628
Carry forward general activity (UDA)	0
17/18 Contracted orthodontic activity (UOA)	0
Carry forward orthodontic activity (UOA)	0
Baseline contract value	£384,015.63

ACCESS*

Patients seen in 24 months	Total	Change since previous quarter
Quarter ending March 2017	5,021	
Quarter ending June 2017	4,820	↓
Quarter ending September 2017	4,902	→
Quarter ending December 2017	5,016	↑
Quarter ending March 2018	4,986	→
Variance since March 2017	(0.7%)	→



ACTIVITY



Month	Adjusted Scheduled Activity (UDA)	
	2017	2018
April	-486	0
May	204	784
June	721	1,152
July	2,551	2,800
August	3,840	3,979
September	5,137	5,306
October	6,127	6,598
November	6,835	7,805
December	7,933	9,095
January	9,190	10,184
February	10,139	11,819
March	11,407	13,025
April	11,524	13,675
May	12,049	13,678
June	12,049	13,682

QUALITY

	Quantity	Base Number	Contract	AT	Region	England
% of FP17s for the same patient ID Re-attending within 3 months - Children	130	2,010	6.5%	9.1%	11.5%	11.9%
% of FP17s for the same patient ID Re-attending within 3 months - Adults	600	4,702	12.8%	13.5%	15.9%	16.0%
% of FP17s for the same patient ID Re-attending between 3 & 9 months - Children	1,121	2,010	55.8%	61.7%	60.6%	58.3%
% of FP17s for the same patient ID Re-attending between 3 & 9 months - Adults	2,342	4,702	49.8%	51.8%	51.6%	50.3%
% of FP17s for Band 1 Urgent Courses	574	6,730	8.5%	8.1%	9.5%	9.1%
% of FP17s Relating to Free Repair or Replacements	30	6,730	0.4%	0.7%	0.7%	0.8%
% of FP17s Relating to Continuations	71	6,730	1.1%	1.0%	1.0%	1.0%
% of Patients satisfied with the dentistry they have received	10	11	90.9%	92.8%	92.0%	91.5%
% of Patients satisfied with the time they had to wait for an appointment	9	11	81.8%	88.4%	88.1%	87.9%

* This is based on patients treated on this contract for their most recent course of treatment. Figures in italics indicate the base number of FP17s or Patient Questionnaire responses are less than 100. N/A is shown where the base number of responses is less than 10 during the period. % is calculated as Quantity/Base number*100

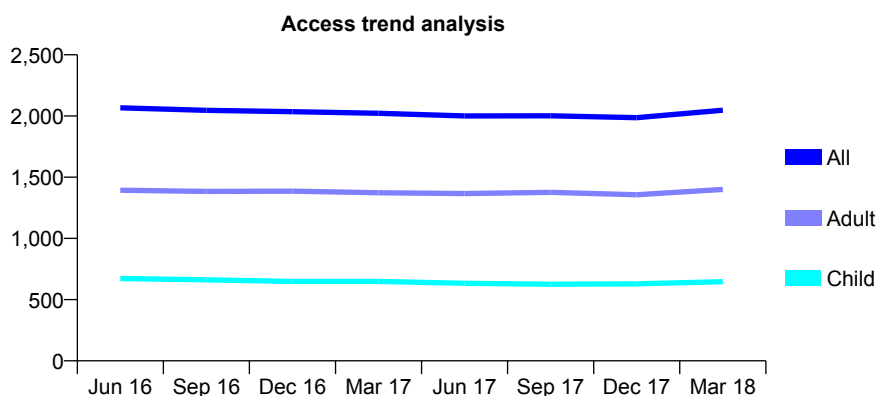
Q64 - Vital Signs At a Glance Contract Report for 146420/0001 - Year end March 2018

Name or company name	North Way Dental Practice Ltd
Contract type name	GDS Contract
Purpose of contract	General
Contract start date	01/07/2012
Contract end date	

17/18 Contracted general activity (UDA)	6,184
Carry forward general activity (UDA)	0
17/18 Contracted orthodontic activity (UOA)	0
Carry forward orthodontic activity (UOA)	0
Baseline contract value	£223,604.32

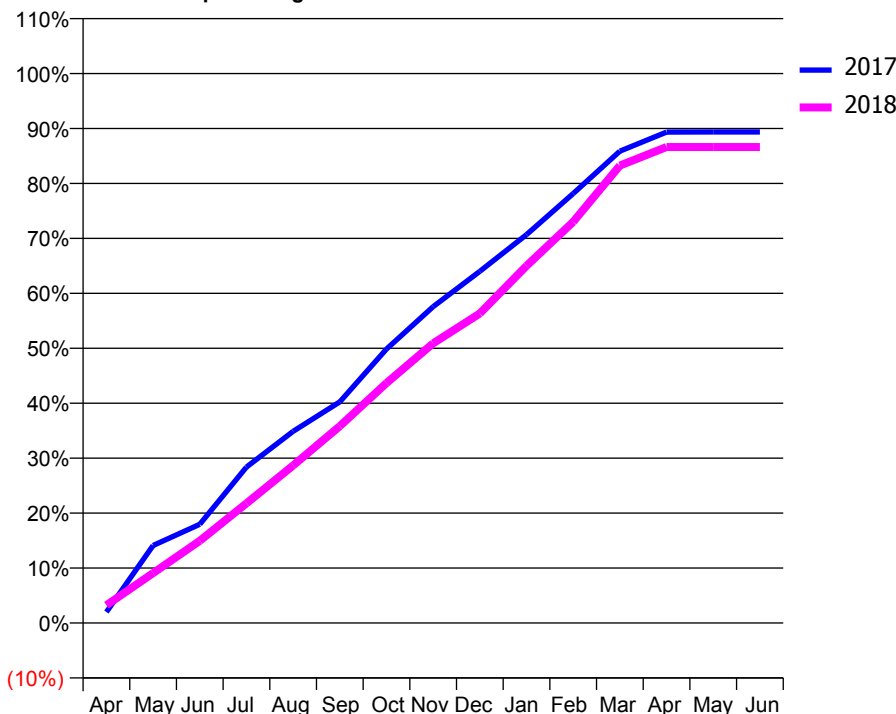
ACCESS*

Patients seen in 24 months	Total	Change since previous quarter
Quarter ending March 2017	2,022	
Quarter ending June 2017	2,000	↓
Quarter ending September 2017	2,002	→
Quarter ending December 2017	1,986	→
Quarter ending March 2018	2,047	↑
Variance since March 2017	1.2%	→



ACTIVITY

Cumulative percentage of contracted UDA delivered 2017 & 2018



Adjusted Scheduled Activity (UDA)

Month	2017	2018
April	124	200
May	872	562
June	1,111	925
July	1,755	1,347
August	2,157	1,773
September	2,489	2,216
October	3,083	2,701
November	3,561	3,147
December	3,957	3,484
January	4,370	4,019
February	4,832	4,515
March	5,310	5,148
April	5,525	5,356
May	5,526	5,356
June	5,527	5,356

QUALITY

	Quantity	Base Number	Contract	AT	Region	England
% of FP17s for the same patient ID Re-attending within 3 months - Children	68	1,029	6.6%	9.1%	11.5%	11.9%
% of FP17s for the same patient ID Re-attending within 3 months - Adults	267	2,113	12.6%	13.5%	15.9%	16.0%
% of FP17s for the same patient ID Re-attending between 3 & 9 months - Children	703	1,029	68.3%	61.7%	60.6%	58.3%
% of FP17s for the same patient ID Re-attending between 3 & 9 months - Adults	1,378	2,113	65.2%	51.8%	51.6%	50.3%
% of FP17s for Band 1 Urgent Courses	102	3,142	3.2%	8.1%	9.5%	9.1%
% of FP17s Relating to Free Repair or Replacements	6	3,142	0.2%	0.7%	0.7%	0.8%
% of FP17s Relating to Continuations	15	3,142	0.5%	1.0%	1.0%	1.0%
% of Patients satisfied with the dentistry they have received	0	1	N/A	92.8%	92.0%	91.5%
% of Patients satisfied with the time they had to wait for an appointment	0	1	N/A	88.4%	88.1%	87.9%

* This is based on patients treated on this contract for their most recent course of treatment. Figures in italics indicate the base number of FP17s or Patient Questionnaire responses are less than 100. N/A is shown where the base number of responses is less than 10 during the period. % is calculated as Quantity/Base number*100

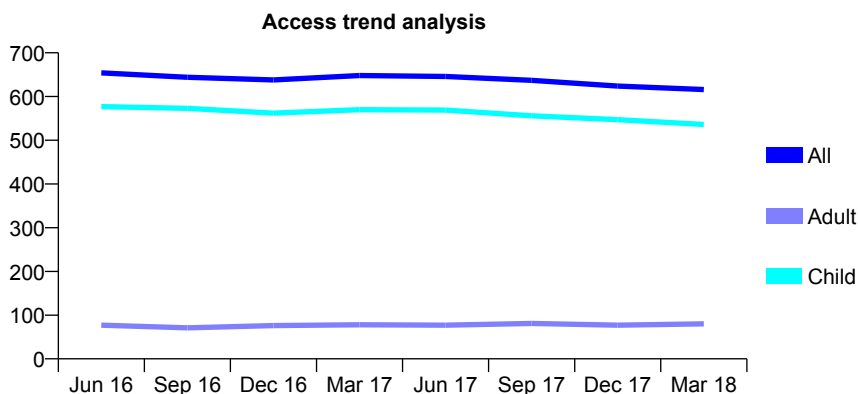
Q64 - Vital Signs At a Glance Contract Report for 147567/0001 - Year end March 2018

Name or company name	Stonehouse Dental Practice
Contract type name	GDS Contract
Purpose of contract	General
Contract start date	01/11/2012
Contract end date	

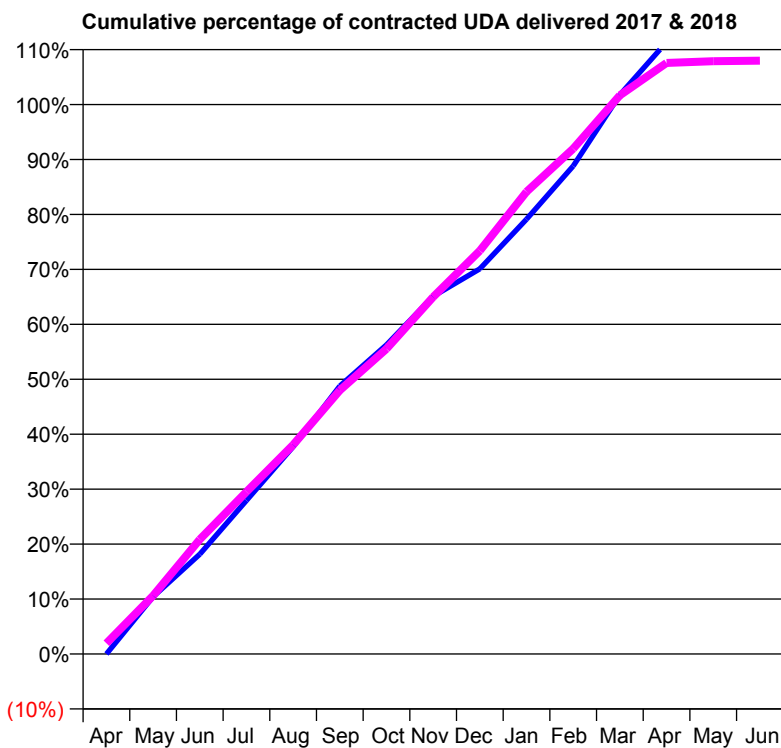
17/18 Contracted general activity (UDA)	970
Carry forward general activity (UDA)	-19
17/18 Contracted orthodontic activity (UOA)	0
Carry forward orthodontic activity (UOA)	0
Baseline contract value	£22,169.05

ACCESS*

Patients seen in 24 months	Total	Change since previous quarter
Quarter ending March 2017	648	
Quarter ending June 2017	646	→
Quarter ending September 2017	637	↓
Quarter ending December 2017	624	↓
Quarter ending March 2018	616	↓
Variance since March 2017	(4.9%)	↓



ACTIVITY



Month	Adjusted Scheduled Activity (UDA)	
	2017	2018
April	0	19
May	101	103
June	176	202
July	271	286
August	366	369
September	473	465
October	546	539
November	631	630
December	680	712
January	768	816
February	861	892
March	987	986
April	1,080	1,043
May	1,089	1,046
June	1,089	1,047

QUALITY

	Quantity	Base Number	Contract	AT	Region	England
% of FP17s for the same patient ID Re-attending within 3 months - Children	47	793	5.9%	9.1%	11.5%	11.9%
% of FP17s for the same patient ID Re-attending within 3 months - Adults	2	42	4.8%	13.5%	15.9%	16.0%
% of FP17s for the same patient ID Re-attending between 3 & 9 months - Children	491	793	61.9%	61.7%	60.6%	58.3%
% of FP17s for the same patient ID Re-attending between 3 & 9 months - Adults	28	42	66.7%	51.8%	51.6%	50.3%
% of FP17s for Band 1 Urgent Courses	15	807	1.9%	8.1%	9.5%	9.1%
% of FP17s Relating to Free Repair or Replacements	0	807	0.0%	0.7%	0.7%	0.8%
% of FP17s Relating to Continuations	0	807	0.0%	1.0%	1.0%	1.0%
% of Patients satisfied with the dentistry they have received	1	1	N/A	92.8%	92.0%	91.5%
% of Patients satisfied with the time they had to wait for an appointment	1	1	N/A	88.4%	88.1%	87.9%

* This is based on patients treated on this contract for their most recent course of treatment. Figures in italics indicate the base number of FP17s or Patient Questionnaire responses are less than 100. N/A is shown where the base number of responses is less than 10 during the period. % is calculated as Quantity/Base number*100

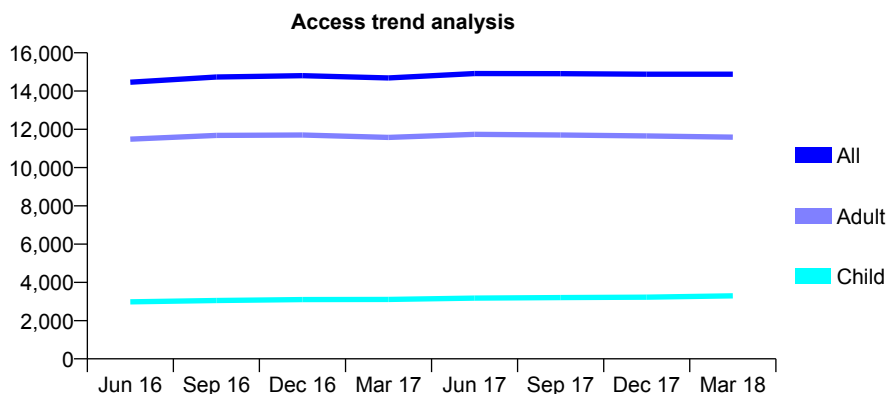
Q64 - Vital Signs At a Glance Contract Report for 147575/0001 - Year end March 2018

Name or company name	Oriel Villas Dental Surgery
Contract type name	GDS Contract
Purpose of contract	General
Contract start date	01/09/2010
Contract end date	

17/18 Contracted general activity (UDA)	35,818
Carry forward general activity (UDA)	412
17/18 Contracted orthodontic activity (UOA)	0
Carry forward orthodontic activity (UOA)	0
Baseline contract value	£859,772.03

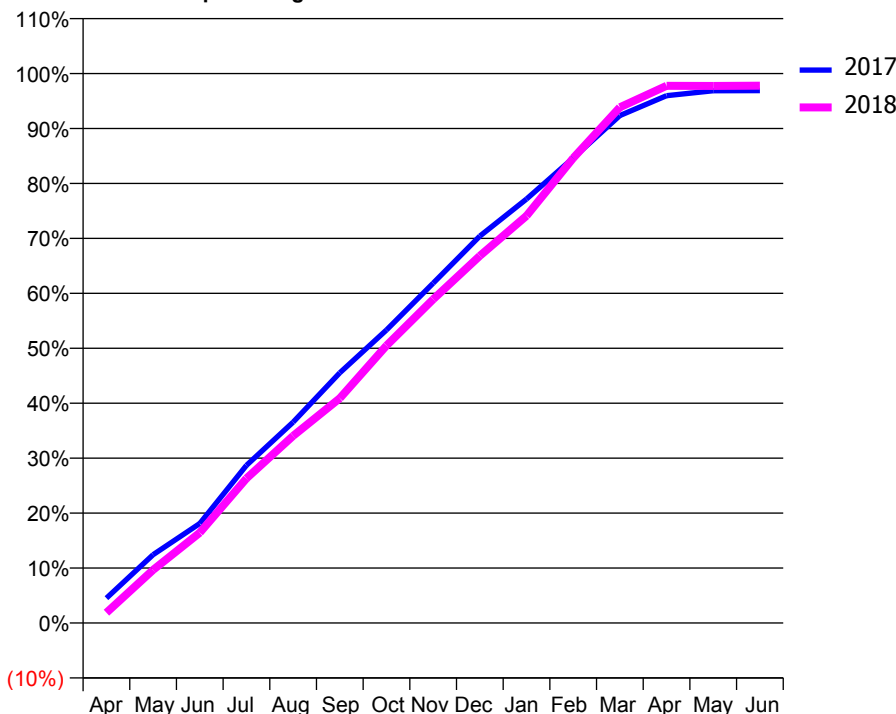
ACCESS*

Patients seen in 24 months	Total	Change since previous quarter
Quarter ending March 2017	14,687	
Quarter ending June 2017	14,913	→
Quarter ending September 2017	14,909	→
Quarter ending December 2017	14,880	→
Quarter ending March 2018	14,882	→
Variance since March 2017	1.3%	→



ACTIVITY

Cumulative percentage of contracted UDA delivered 2017 & 2018



Adjusted Scheduled Activity (UDA)

Month	2017	2018
April	1,625	677
May	4,456	3,466
June	6,487	5,889
July	10,275	9,427
August	13,094	12,198
September	16,310	14,654
October	19,097	18,083
November	22,154	21,101
December	25,223	23,933
January	27,632	26,542
February	30,313	30,300
March	33,073	33,614
April	34,373	35,015
May	34,690	35,004
June	34,706	35,021

QUALITY

	Quantity	Base Number	Contract	AT	Region	England
% of FP17s for the same patient ID Re-attending within 3 months - Children	230	4,291	5.4%	9.1%	11.5%	11.9%
% of FP17s for the same patient ID Re-attending within 3 months - Adults	1,340	13,699	9.8%	13.5%	15.9%	16.0%
% of FP17s for the same patient ID Re-attending between 3 & 9 months - Children	2,279	4,291	53.1%	61.7%	60.6%	58.3%
% of FP17s for the same patient ID Re-attending between 3 & 9 months - Adults	6,253	13,699	45.6%	51.8%	51.6%	50.3%
% of FP17s for Band 1 Urgent Courses	915	17,241	5.3%	8.1%	9.5%	9.1%
% of FP17s Relating to Free Repair or Replacements	152	17,241	0.9%	0.7%	0.7%	0.8%
% of FP17s Relating to Continuations	72	17,241	0.4%	1.0%	1.0%	1.0%
% of Patients satisfied with the dentistry they have received	21	22	95.5%	92.8%	92.0%	91.5%
% of Patients satisfied with the time they had to wait for an appointment	19	22	86.4%	88.4%	88.1%	87.9%

* This is based on patients treated on this contract for their most recent course of treatment. Figures in italics indicate the base number of FP17s or Patient Questionnaire responses are less than 100. N/A is shown where the base number of responses is less than 10 during the period. % is calculated as Quantity/Base number*100

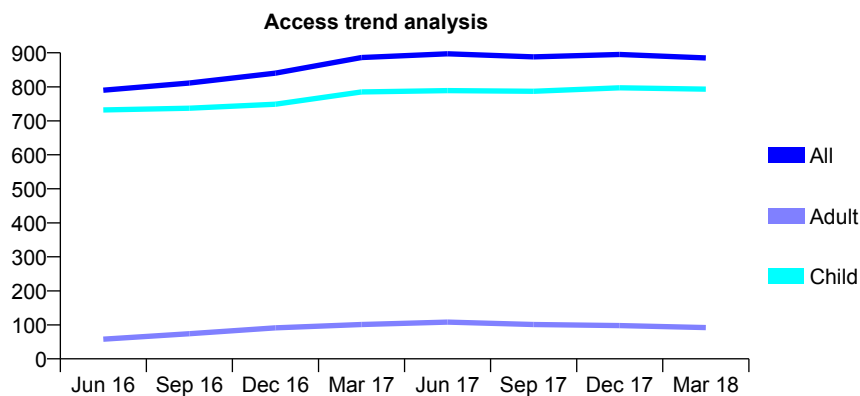
Q64 - Vital Signs At a Glance Contract Report for 148210/0001 - Year end March 2018

Name or company name	Clarence House Partnership
Contract type name	GDS Contract
Purpose of contract	General
Contract start date	07/04/2015
Contract end date	

17/18 Contracted general activity (UDA)	3,051
Carry forward general activity (UDA)	0
17/18 Contracted orthodontic activity (UOA)	0
Carry forward orthodontic activity (UOA)	0
Baseline contract value	£80,172.49

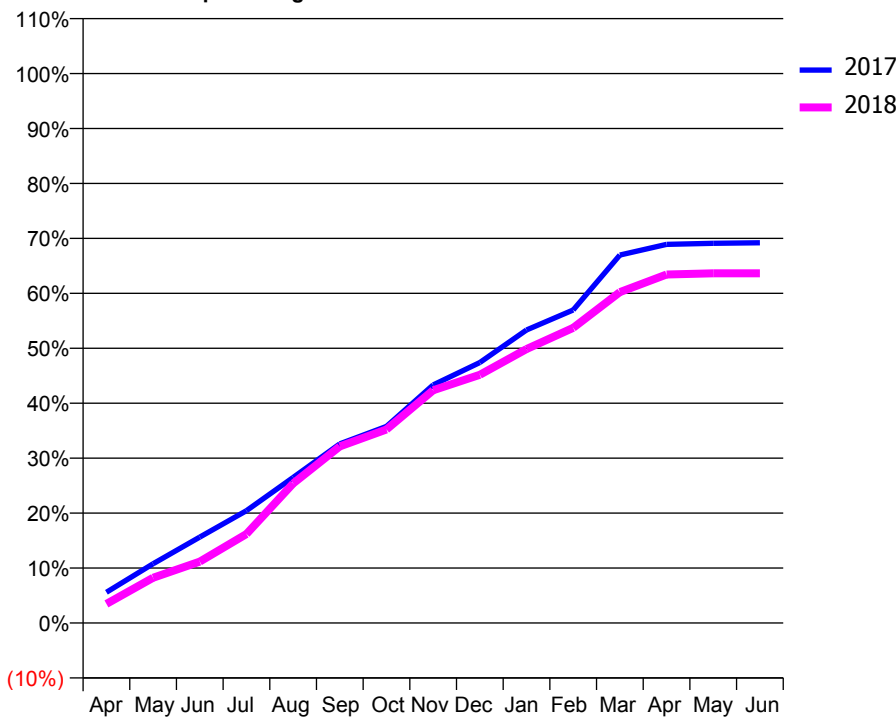
ACCESS*

Patients seen in 24 months	Total	Change since previous quarter
Quarter ending March 2017	886	
Quarter ending June 2017	897	→
Quarter ending September 2017	888	↓
Quarter ending December 2017	895	→
Quarter ending March 2018	885	↓
Variance since March 2017	(0.1%)	→



ACTIVITY

Cumulative percentage of contracted UDA delivered 2017 & 2018



Month	Adjusted Scheduled Activity (UDA)	
	2017	2018
April	171	106
May	329	251
June	477	341
July	624	494
August	808	775
September	995	981
October	1,092	1,075
November	1,322	1,292
December	1,446	1,378
January	1,627	1,521
February	1,738	1,639
March	2,043	1,837
April	2,102	1,935
May	2,108	1,942
June	2,111	1,942

QUALITY

	Quantity	Base Number	Contract	AT	Region	England
% of FP17s for the same patient ID Re-attending within 3 months - Children	74	1,137	6.5%	9.1%	11.5%	11.9%
% of FP17s for the same patient ID Re-attending within 3 months - Adults	0	1	0.0%	13.5%	15.9%	16.0%
% of FP17s for the same patient ID Re-attending between 3 & 9 months - Children	701	1,137	61.7%	61.7%	60.6%	58.3%
% of FP17s for the same patient ID Re-attending between 3 & 9 months - Adults	1	1	100.0%	51.8%	51.6%	50.3%
% of FP17s for Band 1 Urgent Courses	0	1,157	0.0%	8.1%	9.5%	9.1%
% of FP17s Relating to Free Repair or Replacements	0	1,157	0.0%	0.7%	0.7%	0.8%
% of FP17s Relating to Continuations	0	1,157	0.0%	1.0%	1.0%	1.0%
% of Patients satisfied with the dentistry they have received	1	1	N/A	92.8%	92.0%	91.5%
% of Patients satisfied with the time they had to wait for an appointment	1	1	N/A	88.4%	88.1%	87.9%

* This is based on patients treated on this contract for their most recent course of treatment. Figures in italics indicate the base number of FP17s or Patient Questionnaire responses are less than 100. N/A is shown where the base number of responses is less than 10 during the period. % is calculated as Quantity/Base number*100

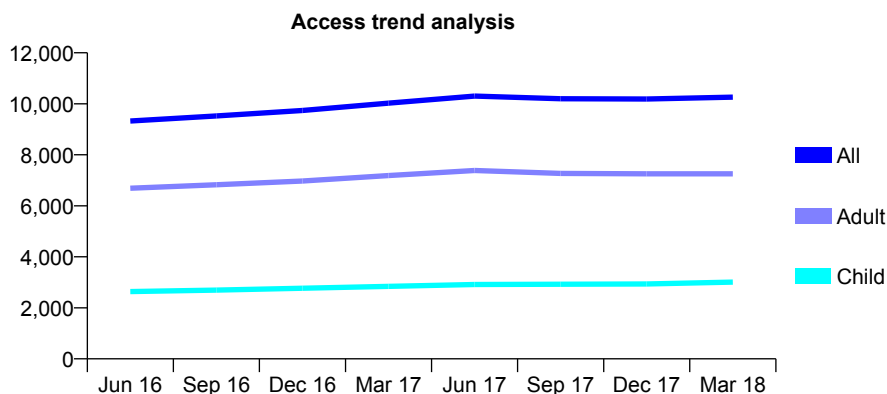
Q64 - Vital Signs At a Glance Contract Report for 150401/0001 - Year end March 2018

Name or company name	Whitecross Dental care Ltd
Contract type name	GDS Contract
Purpose of contract	General
Contract start date	13/10/2010
Contract end date	

17/18 Contracted general activity (UDA)	25,000
Carry forward general activity (UDA)	-328
17/18 Contracted orthodontic activity (UOA)	0
Carry forward orthodontic activity (UOA)	0
Baseline contract value	£622,180.22

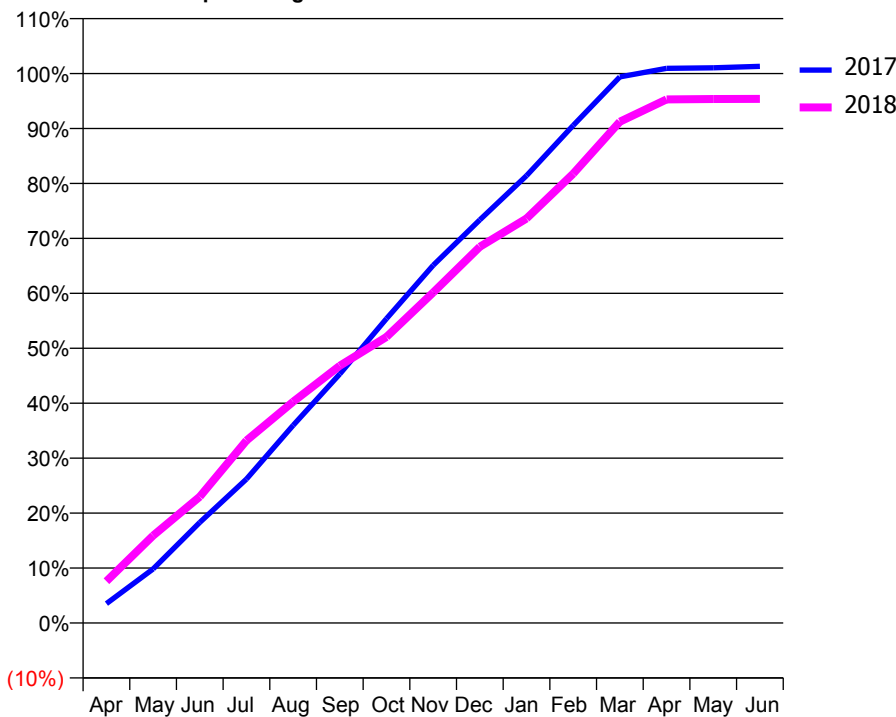
ACCESS*

Patients seen in 24 months	Total	Change since previous quarter
Quarter ending March 2017	10,028	
Quarter ending June 2017	10,302	↑
Quarter ending September 2017	10,197	↓
Quarter ending December 2017	10,190	→
Quarter ending March 2018	10,264	→
Variance since March 2017	2.4%	↑



ACTIVITY

Cumulative percentage of contracted UDA delivered 2017 & 2018



Month	Adjusted Scheduled Activity (UDA)	
	2017	2018
April	885	1,900
May	2,460	3,979
June	4,575	5,745
July	6,548	8,304
August	8,994	10,067
September	11,332	11,703
October	13,849	13,019
November	16,271	15,039
December	18,341	17,115
January	20,351	18,403
February	22,639	20,440
March	24,844	22,810
April	25,237	23,818
May	25,260	23,841
June	25,328	23,848

QUALITY

	Quantity	Base Number	Contract	AT	Region	England
% of FP17s for the same patient ID Re-attending within 3 months - Children	270	3,927	6.9%	9.1%	11.5%	11.9%
% of FP17s for the same patient ID Re-attending within 3 months - Adults	682	7,134	9.6%	13.5%	15.9%	16.0%
% of FP17s for the same patient ID Re-attending between 3 & 9 months - Children	2,306	3,927	58.7%	61.7%	60.6%	58.3%
% of FP17s for the same patient ID Re-attending between 3 & 9 months - Adults	2,888	7,134	40.5%	51.8%	51.6%	50.3%
% of FP17s for Band 1 Urgent Courses	236	11,286	2.1%	8.1%	9.5%	9.1%
% of FP17s Relating to Free Repair or Replacements	31	11,286	0.3%	0.7%	0.7%	0.8%
% of FP17s Relating to Continuations	238	11,286	2.1%	1.0%	1.0%	1.0%
% of Patients satisfied with the dentistry they have received	17	19	89.5%	92.8%	92.0%	91.5%
% of Patients satisfied with the time they had to wait for an appointment	15	19	78.9%	88.4%	88.1%	87.9%

* This is based on patients treated on this contract for their most recent course of treatment. Figures in italics indicate the base number of FP17s or Patient Questionnaire responses are less than 100. N/A is shown where the base number of responses is less than 10 during the period. % is calculated as Quantity/Base number*100

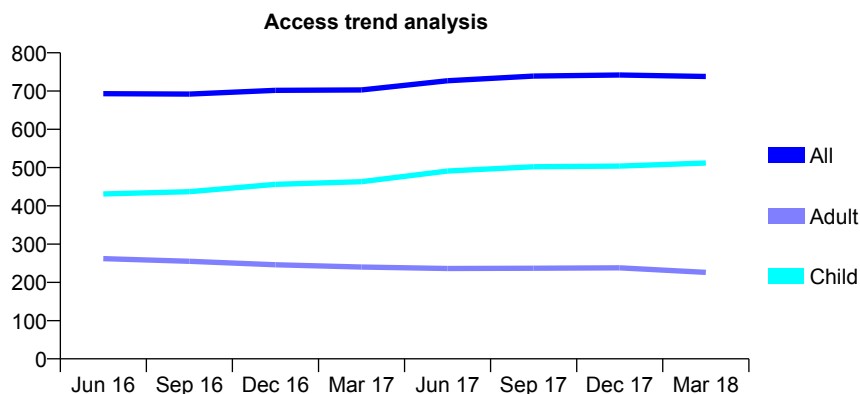
Q64 - Vital Signs At a Glance Contract Report for 152021/0001 - Year end March 2018

Name or company name	Hartree Dental Surgery
Contract type name	GDS Contract
Purpose of contract	General
Contract start date	01/04/2006
Contract end date	

17/18 Contracted general activity (UDA)	1,646
Carry forward general activity (UDA)	-33
17/18 Contracted orthodontic activity (UOA)	0
Carry forward orthodontic activity (UOA)	0
Baseline contract value	£39,657.55

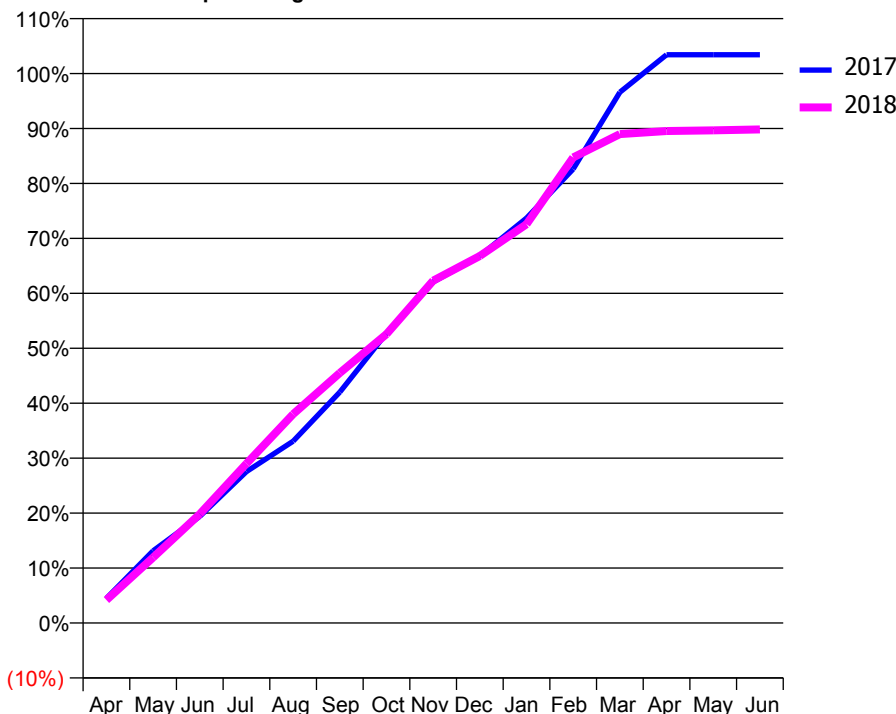
ACCESS*

Patients seen in 24 months	Total	Change since previous quarter
Quarter ending March 2017	703	
Quarter ending June 2017	727	↑
Quarter ending September 2017	739	→
Quarter ending December 2017	742	→
Quarter ending March 2018	738	→
Variance since March 2017	5.0%	↑



ACTIVITY

Cumulative percentage of contracted UDA delivered 2017 & 2018



Month	Adjusted Scheduled Activity (UDA)	
	2017	2018
April	74	69
May	216	196
June	319	327
July	453	477
August	545	626
September	692	749
October	868	865
November	1,022	1,026
December	1,100	1,100
January	1,213	1,195
February	1,360	1,395
March	1,590	1,464
April	1,702	1,474
May	1,702	1,476
June	1,702	1,479

QUALITY

	Quantity	Base Number	Contract	AT	Region	England
% of FP17s for the same patient ID Re-attending within 3 months - Children	64	871	7.3%	9.1%	11.5%	11.9%
% of FP17s for the same patient ID Re-attending within 3 months - Adults	26	165	15.8%	13.5%	15.9%	16.0%
% of FP17s for the same patient ID Re-attending between 3 & 9 months - Children	583	871	66.9%	61.7%	60.6%	58.3%
% of FP17s for the same patient ID Re-attending between 3 & 9 months - Adults	87	165	52.7%	51.8%	51.6%	50.3%
% of FP17s for Band 1 Urgent Courses	18	1,000	1.8%	8.1%	9.5%	9.1%
% of FP17s Relating to Free Repair or Replacements	0	1,000	0.0%	0.7%	0.7%	0.8%
% of FP17s Relating to Continuations	19	1,000	1.9%	1.0%	1.0%	1.0%
% of Patients satisfied with the dentistry they have received	0	0	N/A	92.8%	92.0%	91.5%
% of Patients satisfied with the time they had to wait for an appointment	0	0	N/A	88.4%	88.1%	87.9%

* This is based on patients treated on this contract for their most recent course of treatment. Figures in italics indicate the base number of FP17s or Patient Questionnaire responses are less than 100. N/A is shown where the base number of responses is less than 10 during the period. % is calculated as Quantity/Base number*100

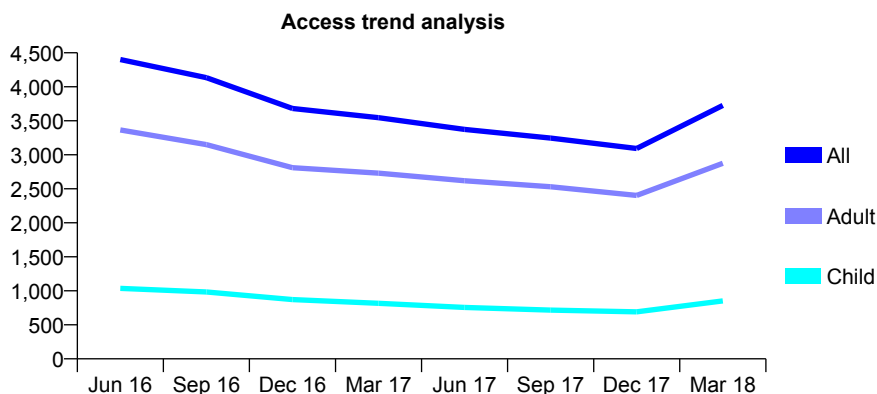
Q64 - Vital Signs At a Glance Contract Report for 153052/0001 - Year end March 2018

Name or company name	Dentalcare (Southern) Limited
Contract type name	GDS Contract
Purpose of contract	General
Contract start date	01/08/2012
Contract end date	

17/18 Contracted general activity (UDA)	12,257
Carry forward general activity (UDA)	0
17/18 Contracted orthodontic activity (UOA)	0
Carry forward orthodontic activity (UOA)	0
Baseline contract value	£306,580.92

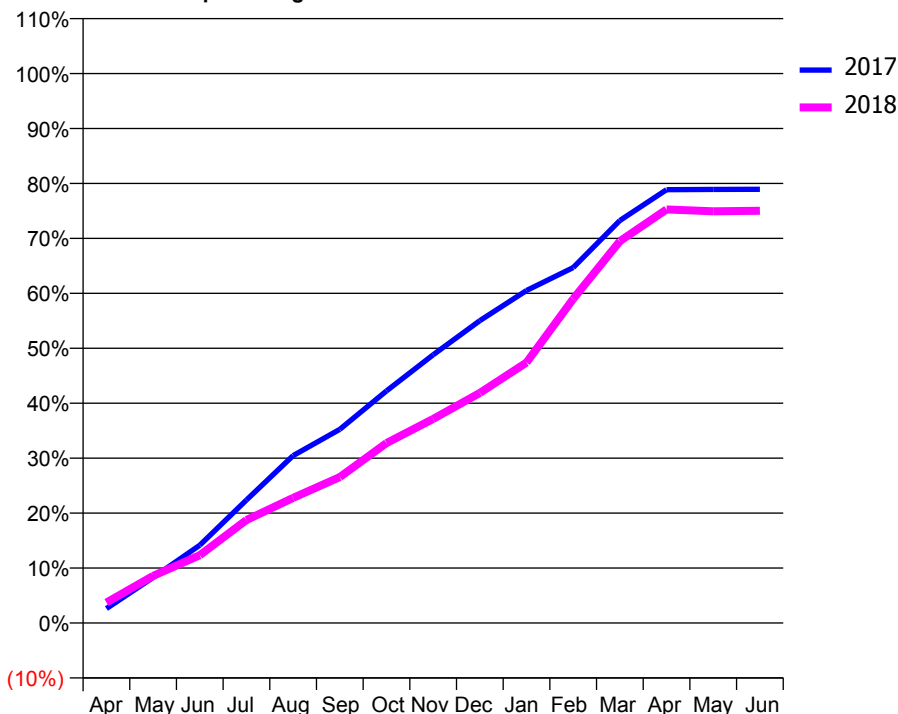
ACCESS*

Patients seen in 24 months	Total	Change since previous quarter
Quarter ending March 2017	3,547	
Quarter ending June 2017	3,374	↓
Quarter ending September 2017	3,247	↓
Quarter ending December 2017	3,094	↓
Quarter ending March 2018	3,727	↑
Variance since March 2017	5.1%	↑



ACTIVITY

Cumulative percentage of contracted UDA delivered 2017 & 2018



Month	Adjusted Scheduled Activity (UDA)	
	2017	2018
April	322	457
May	1,017	1,050
June	1,735	1,512
July	2,743	2,297
August	3,734	2,791
September	4,320	3,256
October	5,178	4,015
November	5,983	4,553
December	6,744	5,132
January	7,416	5,812
February	7,929	7,230
March	8,979	8,517
April	9,665	9,224
May	9,670	9,183
June	9,673	9,194

QUALITY

	Quantity	Base Number	Contract	AT	Region	England
% of FP17s for the same patient ID Re-attending within 3 months - Children	36	1,105	3.3%	9.1%	11.5%	11.9%
% of FP17s for the same patient ID Re-attending within 3 months - Adults	318	3,871	8.2%	13.5%	15.9%	16.0%
% of FP17s for the same patient ID Re-attending between 3 & 9 months - Children	482	1,105	43.6%	61.7%	60.6%	58.3%
% of FP17s for the same patient ID Re-attending between 3 & 9 months - Adults	1,781	3,871	46.0%	51.8%	51.6%	50.3%
% of FP17s for Band 1 Urgent Courses	246	4,886	5.0%	8.1%	9.5%	9.1%
% of FP17s Relating to Free Repair or Replacements	44	4,886	0.9%	0.7%	0.7%	0.8%
% of FP17s Relating to Continuations	13	4,886	0.3%	1.0%	1.0%	1.0%
% of Patients satisfied with the dentistry they have received	9	14	64.3%	92.8%	92.0%	91.5%
% of Patients satisfied with the time they had to wait for an appointment	10	14	71.4%	88.4%	88.1%	87.9%

* This is based on patients treated on this contract for their most recent course of treatment. Figures in italics indicate the base number of FP17s or Patient Questionnaire responses are less than 100. N/A is shown where the base number of responses is less than 10 during the period. % is calculated as Quantity/Base number*100

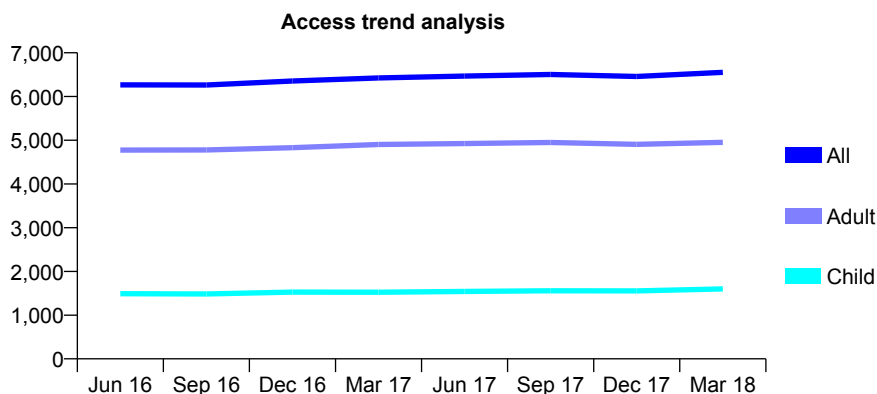
Q64 - Vital Signs At a Glance Contract Report for 155594/0001 - Year end March 2018

Name or company name	The Parks Dental Practice
Contract type name	GDS Contract
Purpose of contract	General
Contract start date	21/03/2013
Contract end date	

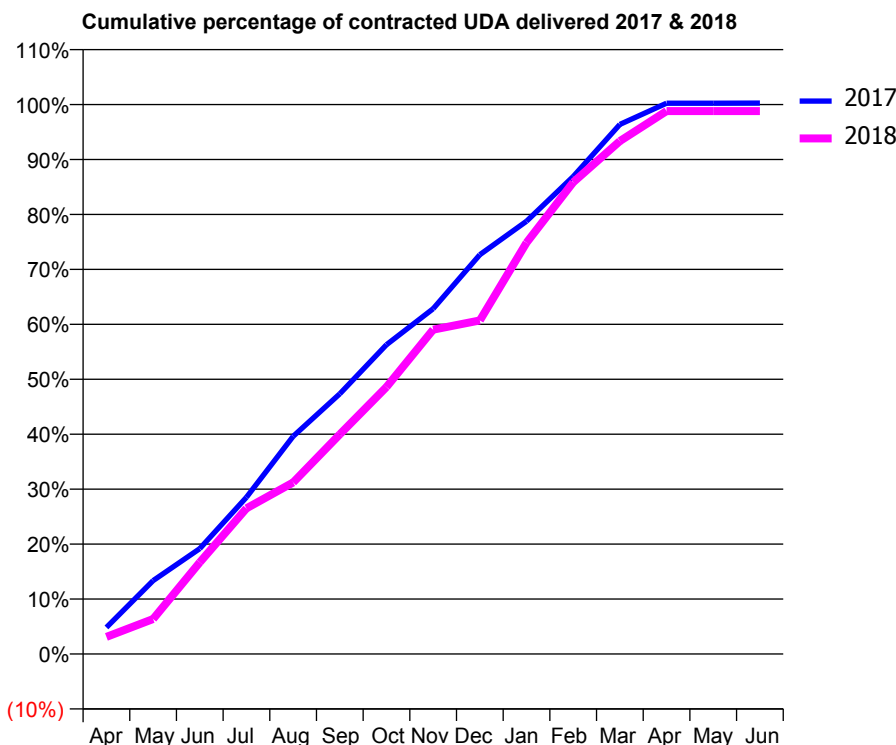
17/18 Contracted general activity (UDA)	17,442
Carry forward general activity (UDA)	-43
17/18 Contracted orthodontic activity (UOA)	0
Carry forward orthodontic activity (UOA)	0
Baseline contract value	£431,080.34

ACCESS*

Patients seen in 24 months	Total	Change since previous quarter
Quarter ending March 2017	6,425	
Quarter ending June 2017	6,467	→
Quarter ending September 2017	6,505	→
Quarter ending December 2017	6,460	→
Quarter ending March 2018	6,552	→
Variance since March 2017	2.0%	→



ACTIVITY



Month	Adjusted Scheduled Activity (UDA)	
	2017	2018
April	823	546
May	2,272	1,110
June	3,263	2,909
July	4,851	4,625
August	6,736	5,446
September	8,050	6,972
October	9,567	8,477
November	10,684	10,294
December	12,354	10,587
January	13,389	13,055
February	14,772	14,974
March	16,382	16,280
April	17,040	17,233
May	17,041	17,234
June	17,043	17,234

QUALITY

	Quantity	Base Number	Contract	AT	Region	England
% of FP17s for the same patient ID Re-attending within 3 months - Children	288	2,676	10.8%	9.1%	11.5%	11.9%
% of FP17s for the same patient ID Re-attending within 3 months - Adults	966	6,805	14.2%	13.5%	15.9%	16.0%
% of FP17s for the same patient ID Re-attending between 3 & 9 months - Children	1,761	2,676	65.8%	61.7%	60.6%	58.3%
% of FP17s for the same patient ID Re-attending between 3 & 9 months - Adults	3,509	6,805	51.6%	51.8%	51.6%	50.3%
% of FP17s for Band 1 Urgent Courses	1,129	9,598	11.8%	8.1%	9.5%	9.1%
% of FP17s Relating to Free Repair or Replacements	128	9,598	1.3%	0.7%	0.7%	0.8%
% of FP17s Relating to Continuations	65	9,598	0.7%	1.0%	1.0%	1.0%
% of Patients satisfied with the dentistry they have received	8	10	80.0%	92.8%	92.0%	91.5%
% of Patients satisfied with the time they had to wait for an appointment	8	10	80.0%	88.4%	88.1%	87.9%

* This is based on patients treated on this contract for their most recent course of treatment. Figures in italics indicate the base number of FP17s or Patient Questionnaire responses are less than 100. N/A is shown where the base number of responses is less than 10 during the period. % is calculated as Quantity/Base number*100

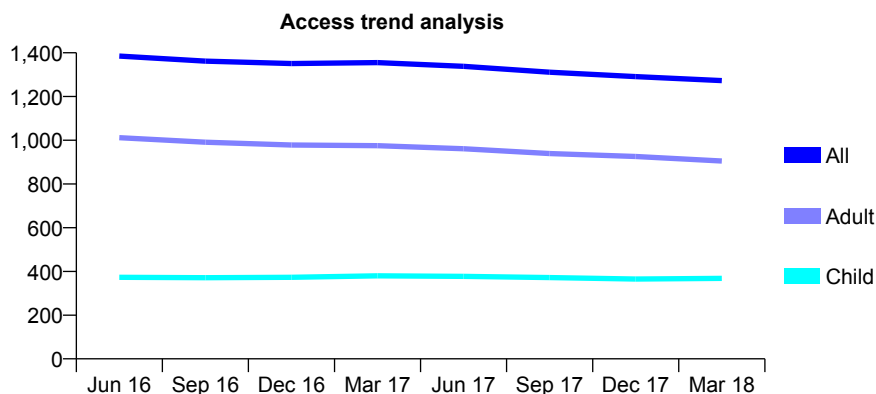
Q64 - Vital Signs At a Glance Contract Report for 155918/0001 - Year end March 2018

Name or company name	Laser-Dent Ltd
Contract type name	GDS Contract
Purpose of contract	General
Contract start date	01/05/2011
Contract end date	

17/18 Contracted general activity (UDA)	5,100
Carry forward general activity (UDA)	-53
17/18 Contracted orthodontic activity (UOA)	0
Carry forward orthodontic activity (UOA)	0
Baseline contract value	£122,458.45

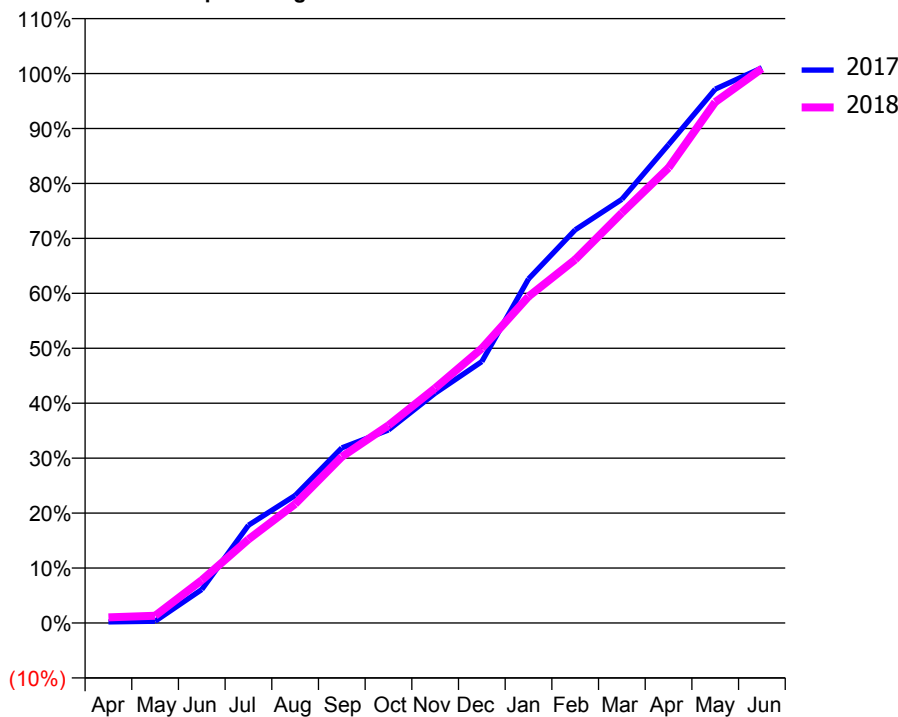
ACCESS*

Patients seen in 24 months	Total	Change since previous quarter
Quarter ending March 2017	1,355	
Quarter ending June 2017	1,338	↓
Quarter ending September 2017	1,311	↓
Quarter ending December 2017	1,291	↓
Quarter ending March 2018	1,273	↓
Variance since March 2017	(6.1%)	↓



ACTIVITY

Cumulative percentage of contracted UDA delivered 2017 & 2018



Month	Adjusted Scheduled Activity (UDA)	
	2017	2018
April	11	53
May	17	68
June	311	398
July	907	776
August	1,183	1,105
September	1,626	1,543
October	1,791	1,835
November	2,133	2,181
December	2,426	2,549
January	3,193	3,031
February	3,650	3,374
March	3,933	3,806
April	4,440	4,224
May	4,955	4,835
June	5,153	5,146

QUALITY

	Quantity	Base Number	Contract	AT	Region	England
% of FP17s for the same patient ID Re-attending within 3 months - Children	55	606	9.1%	9.1%	11.5%	11.9%
% of FP17s for the same patient ID Re-attending within 3 months - Adults	299	1,597	18.7%	13.5%	15.9%	16.0%
% of FP17s for the same patient ID Re-attending between 3 & 9 months - Children	360	606	59.4%	61.7%	60.6%	58.3%
% of FP17s for the same patient ID Re-attending between 3 & 9 months - Adults	965	1,597	60.4%	51.8%	51.6%	50.3%
% of FP17s for Band 1 Urgent Courses	161	2,143	7.5%	8.1%	9.5%	9.1%
% of FP17s Relating to Free Repair or Replacements	11	2,143	0.5%	0.7%	0.7%	0.8%
% of FP17s Relating to Continuations	13	2,143	0.6%	1.0%	1.0%	1.0%
% of Patients satisfied with the dentistry they have received	10	10	100.0%	92.8%	92.0%	91.5%
% of Patients satisfied with the time they had to wait for an appointment	10	10	100.0%	88.4%	88.1%	87.9%

* This is based on patients treated on this contract for their most recent course of treatment. Figures in italics indicate the base number of FP17s or Patient Questionnaire responses are less than 100. N/A is shown where the base number of responses is less than 10 during the period. % is calculated as Quantity/Base number*100

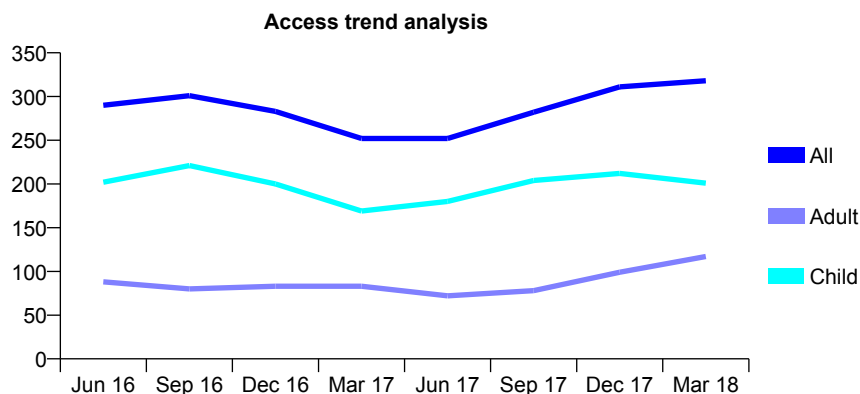
Q64 - Vital Signs At a Glance Contract Report for 156701/0001 - Year end March 2018

Name or company name	Phoenix Orthodontics
Contract type name	GDS Contract
Purpose of contract	General and Orthodontic
Contract start date	01/06/2011
Contract end date	31/03/2019

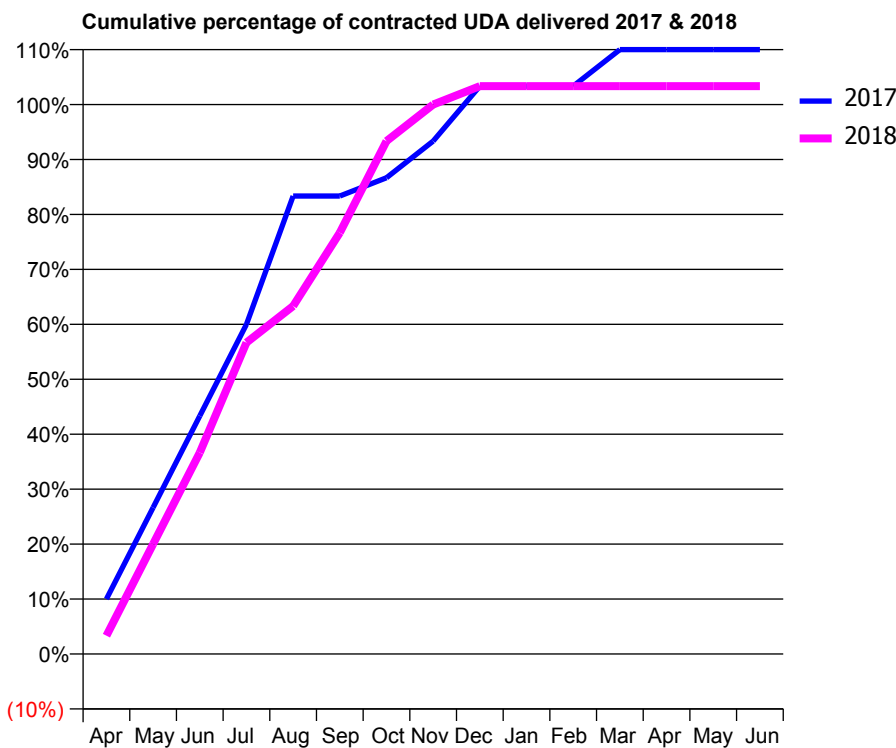
17/18 Contracted general activity (UDA)	30
Carry forward general activity (UDA)	-1
17/18 Contracted orthodontic activity (UOA)	8,888
Carry forward orthodontic activity (UOA)	15
Baseline contract value	£595,481.33

ACCESS*

Patients seen in 24 months	Total	Change since previous quarter
Quarter ending March 2017	252	
Quarter ending June 2017	252	→
Quarter ending September 2017	282	↑
Quarter ending December 2017	311	↑
Quarter ending March 2018	318	↑
Variance since March 2017	26.2%	↑



ACTIVITY



Month	Adjusted Scheduled Activity (UDA)	
	2017	2018
April	3	1
May	8	6
June	13	11
July	18	17
August	25	19
September	25	23
October	26	28
November	28	30
December	31	31
January	31	31
February	31	31
March	33	31
April	33	31
May	33	31
June	33	31

QUALITY

	Quantity	Base Number	Contract	AT	Region	England
% of FP17s for the same patient ID Re-attending within 3 months - Children	2	880	0.2%	9.1%	11.5%	11.9%
% of FP17s for the same patient ID Re-attending within 3 months - Adults	0	103	0.0%	13.5%	15.9%	16.0%
% of FP17s for the same patient ID Re-attending between 3 & 9 months - Children	8	880	0.9%	61.7%	60.6%	58.3%
% of FP17s for the same patient ID Re-attending between 3 & 9 months - Adults	0	103	0.0%	51.8%	51.6%	50.3%
% of FP17s for Band 1 Urgent Courses	0	30	0.0%	8.1%	9.5%	9.1%
% of FP17s Relating to Free Repair or Replacements	0	30	0.0%	0.7%	0.7%	0.8%
% of FP17s Relating to Continuations	0	30	0.0%	1.0%	1.0%	1.0%
% of Patients satisfied with the dentistry they have received	0	0	N/A	92.8%	92.0%	91.5%
% of Patients satisfied with the time they had to wait for an appointment	0	0	N/A	88.4%	88.1%	87.9%

* This is based on patients treated on this contract for their most recent course of treatment. Figures in italics indicate the base number of FP17s or Patient Questionnaire responses are less than 100. N/A is shown where the base number of responses is less than 10 during the period. % is calculated as Quantity/Base number*100

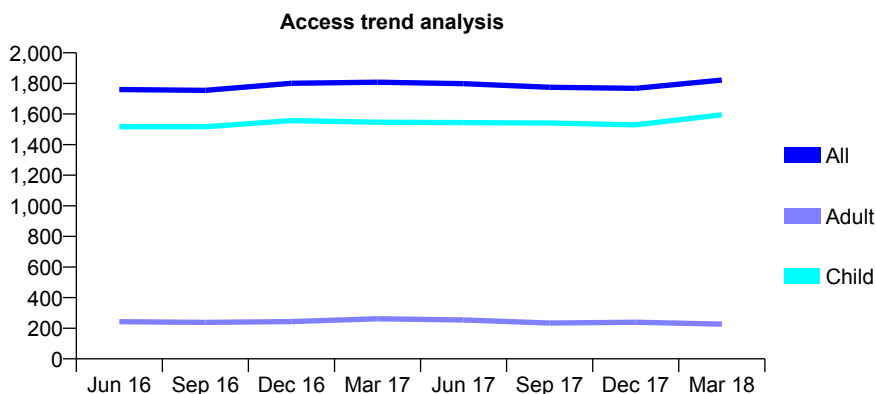
Q64 - Vital Signs At a Glance Contract Report for 157724/0001 - Year end March 2018

Name or company name	MR AF WOOD
Contract type name	GDS Contract
Purpose of contract	General
Contract start date	23/12/2011
Contract end date	

17/18 Contracted general activity (UDA)	3,680
Carry forward general activity (UDA)	-17
17/18 Contracted orthodontic activity (UOA)	0
Carry forward orthodontic activity (UOA)	0
Baseline contract value	£85,926.95

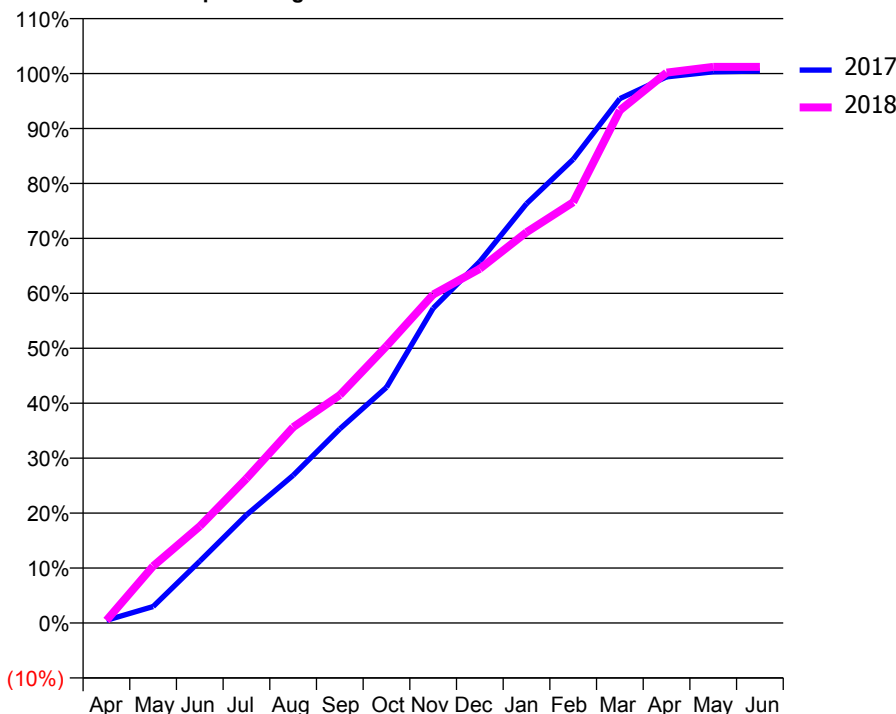
ACCESS*

Patients seen in 24 months	Total	Change since previous quarter
Quarter ending March 2017	1,808	
Quarter ending June 2017	1,798	→
Quarter ending September 2017	1,775	↓
Quarter ending December 2017	1,768	→
Quarter ending March 2018	1,822	↑
Variance since March 2017	0.8%	→



ACTIVITY

Cumulative percentage of contracted UDA delivered 2017 & 2018



Month	Adjusted Scheduled Activity (UDA)	
	2017	2018
April	18	17
May	110	381
June	414	648
July	724	968
August	989	1,312
September	1,300	1,527
October	1,578	1,855
November	2,108	2,200
December	2,422	2,372
January	2,808	2,617
February	3,106	2,818
March	3,511	3,433
April	3,657	3,686
May	3,692	3,724
June	3,697	3,724

QUALITY

	Quantity	Base Number	Contract	AT	Region	England
% of FP17s for the same patient ID Re-attending within 3 months - Children	129	2,081	6.2%	9.1%	11.5%	11.9%
% of FP17s for the same patient ID Re-attending within 3 months - Adults	5	101	5.0%	13.5%	15.9%	16.0%
% of FP17s for the same patient ID Re-attending between 3 & 9 months - Children	1,104	2,081	53.1%	61.7%	60.6%	58.3%
% of FP17s for the same patient ID Re-attending between 3 & 9 months - Adults	71	101	70.3%	51.8%	51.6%	50.3%
% of FP17s for Band 1 Urgent Courses	85	2,247	3.8%	8.1%	9.5%	9.1%
% of FP17s Relating to Free Repair or Replacements	0	2,247	0.0%	0.7%	0.7%	0.8%
% of FP17s Relating to Continuations	0	2,247	0.0%	1.0%	1.0%	1.0%
% of Patients satisfied with the dentistry they have received	5	5	N/A	92.8%	92.0%	91.5%
% of Patients satisfied with the time they had to wait for an appointment	5	5	N/A	88.4%	88.1%	87.9%

* This is based on patients treated on this contract for their most recent course of treatment. Figures in italics indicate the base number of FP17s or Patient Questionnaire responses are less than 100. N/A is shown where the base number of responses is less than 10 during the period. % is calculated as Quantity/Base number*100

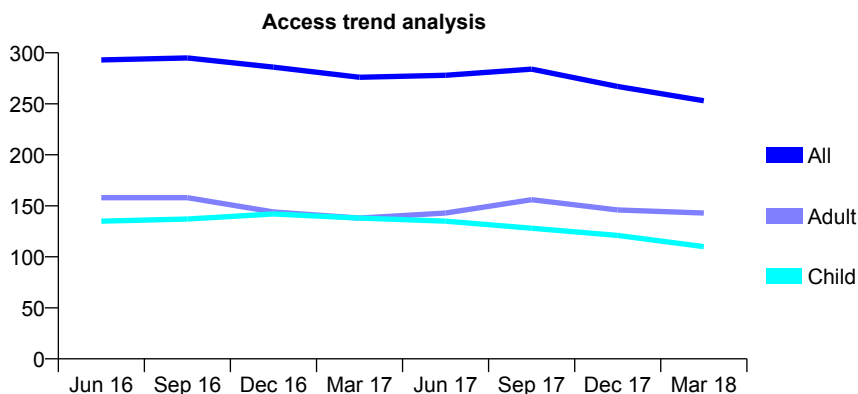
Q64 - Vital Signs At a Glance Contract Report for 158542/0001 - Year end March 2018

Name or company name	Mr CS Lambert-Rose and Miss SL Watt
Contract type name	GDS Contract
Purpose of contract	General and Orthodontic
Contract start date	18/05/2012
Contract end date	

17/18 Contracted general activity (UDA)	680
Carry forward general activity (UDA)	0
17/18 Contracted orthodontic activity (UOA)	767
Carry forward orthodontic activity (UOA)	16
Baseline contract value	£88,836.96

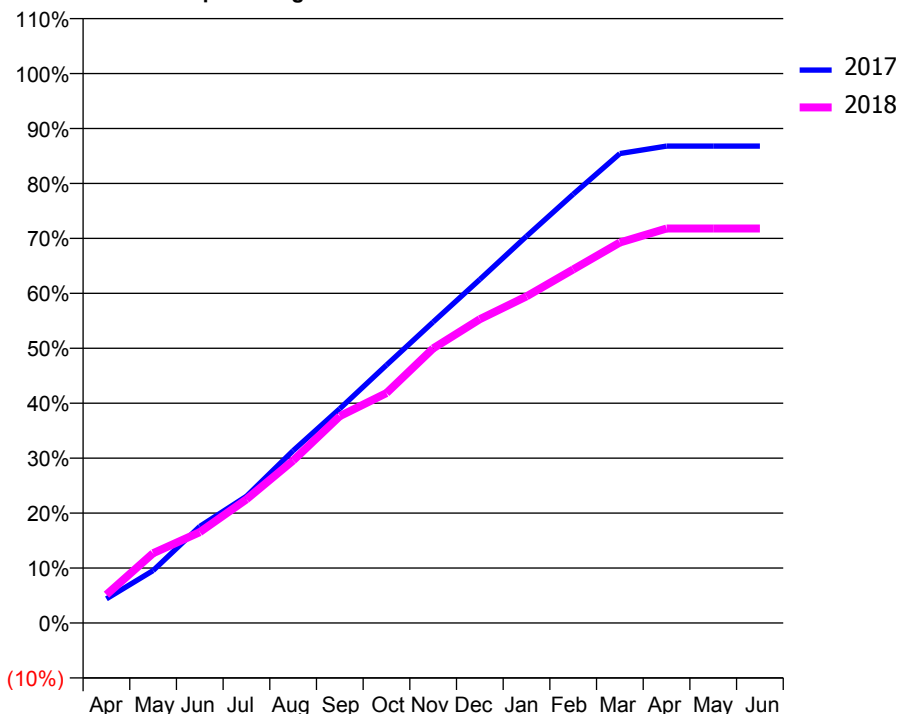
ACCESS*

Patients seen in 24 months	Total	Change since previous quarter
Quarter ending March 2017	276	
Quarter ending June 2017	278	→
Quarter ending September 2017	284	↑
Quarter ending December 2017	267	↓
Quarter ending March 2018	253	↓
Variance since March 2017	(8.3%)	↓



ACTIVITY

Cumulative percentage of contracted UDA delivered 2017 & 2018



Month	Adjusted Scheduled Activity (UDA)	
	2017	2018
April	30	35
May	65	86
June	120	112
July	157	153
August	213	201
September	265	256
October	319	285
November	373	340
December	425	376
January	479	404
February	531	438
March	581	471
April	590	488
May	590	488
June	590	488

QUALITY

	Quantity	Base Number	Contract	AT	Region	England
% of FP17s for the same patient ID Re-attending within 3 months - Children	13	265	4.9%	9.1%	11.5%	11.9%
% of FP17s for the same patient ID Re-attending within 3 months - Adults	13	149	8.7%	13.5%	15.9%	16.0%
% of FP17s for the same patient ID Re-attending between 3 & 9 months - Children	136	265	51.3%	61.7%	60.6%	58.3%
% of FP17s for the same patient ID Re-attending between 3 & 9 months - Adults	64	149	43.0%	51.8%	51.6%	50.3%
% of FP17s for Band 1 Urgent Courses	16	321	5.0%	8.1%	9.5%	9.1%
% of FP17s Relating to Free Repair or Replacements	0	321	0.0%	0.7%	0.7%	0.8%
% of FP17s Relating to Continuations	5	321	1.6%	1.0%	1.0%	1.0%
% of Patients satisfied with the dentistry they have received	0	0	N/A	92.8%	92.0%	91.5%
% of Patients satisfied with the time they had to wait for an appointment	0	0	N/A	88.4%	88.1%	87.9%

* This is based on patients treated on this contract for their most recent course of treatment. Figures in italics indicate the base number of FP17s or Patient Questionnaire responses are less than 100. N/A is shown where the base number of responses is less than 10 during the period. % is calculated as Quantity/Base number*100

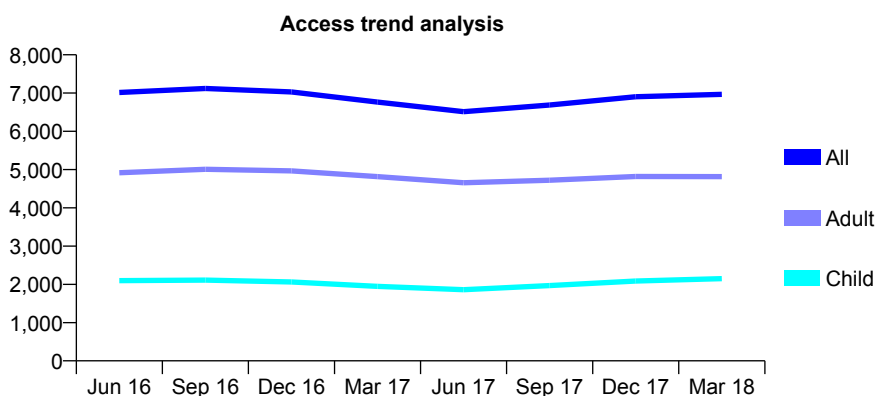
Q64 - Vital Signs At a Glance Contract Report for 160385/0001 - Year end March 2018

Name or company name	S Cowley, R Ingham and J Angelo
Contract type name	GDS Contract
Purpose of contract	General
Contract start date	03/11/2014
Contract end date	

17/18 Contracted general activity (UDA)	19,081
Carry forward general activity (UDA)	0
17/18 Contracted orthodontic activity (UOA)	0
Carry forward orthodontic activity (UOA)	0
Baseline contract value	£450,278.09

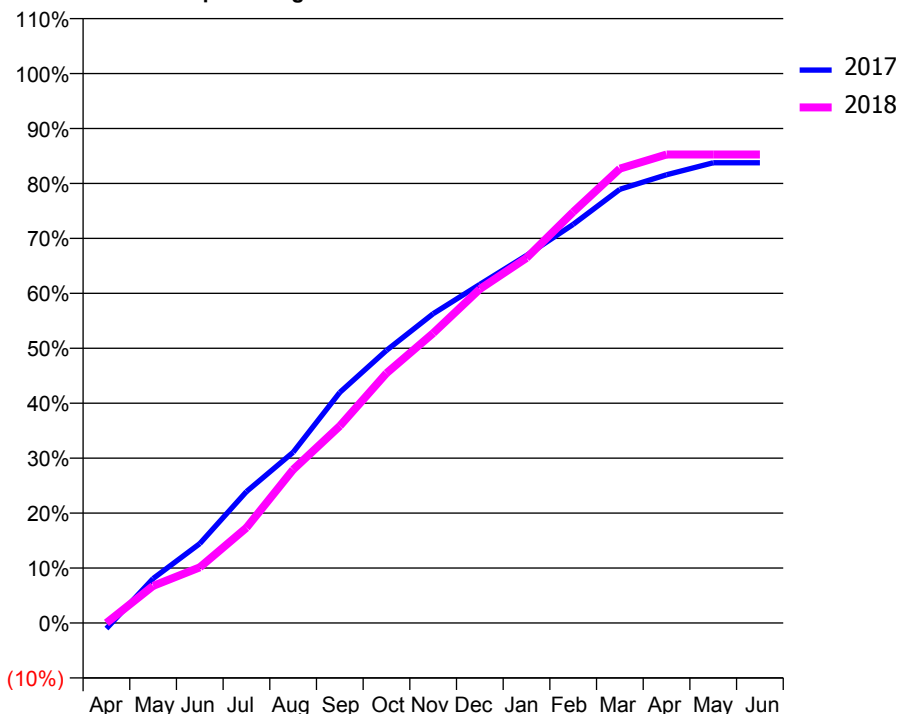
ACCESS*

Patients seen in 24 months	Total	Change since previous quarter
Quarter ending March 2017	6,763	
Quarter ending June 2017	6,515	↓
Quarter ending September 2017	6,689	↑
Quarter ending December 2017	6,905	↑
Quarter ending March 2018	6,965	→
Variance since March 2017	3.0%	↑



ACTIVITY

Cumulative percentage of contracted UDA delivered 2017 & 2018



Month	Adjusted Scheduled Activity (UDA)	
	2017	2018
April	-198	0
May	1,542	1,292
June	2,758	1,934
July	4,564	3,309
August	5,931	5,327
September	8,010	6,842
October	9,465	8,675
November	10,740	10,065
December	11,759	11,597
January	12,765	12,674
February	13,842	14,273
March	15,059	15,777
April	15,567	16,270
May	15,981	16,270
June	15,981	16,270

QUALITY

	Quantity	Base Number	Contract	AT	Region	England
% of FP17s for the same patient ID Re-attending within 3 months - Children	218	3,116	7.0%	9.1%	11.5%	11.9%
% of FP17s for the same patient ID Re-attending within 3 months - Adults	896	6,614	13.5%	13.5%	15.9%	16.0%
% of FP17s for the same patient ID Re-attending between 3 & 9 months - Children	1,501	3,116	48.2%	61.7%	60.6%	58.3%
% of FP17s for the same patient ID Re-attending between 3 & 9 months - Adults	3,007	6,614	45.5%	51.8%	51.6%	50.3%
% of FP17s for Band 1 Urgent Courses	690	9,446	7.3%	8.1%	9.5%	9.1%
% of FP17s Relating to Free Repair or Replacements	72	9,446	0.8%	0.7%	0.7%	0.8%
% of FP17s Relating to Continuations	148	9,446	1.6%	1.0%	1.0%	1.0%
% of Patients satisfied with the dentistry they have received	6	6	N/A	92.8%	92.0%	91.5%
% of Patients satisfied with the time they had to wait for an appointment	4	6	N/A	88.4%	88.1%	87.9%

* This is based on patients treated on this contract for their most recent course of treatment. Figures in italics indicate the base number of FP17s or Patient Questionnaire responses are less than 100. N/A is shown where the base number of responses is less than 10 during the period. % is calculated as Quantity/Base number*100

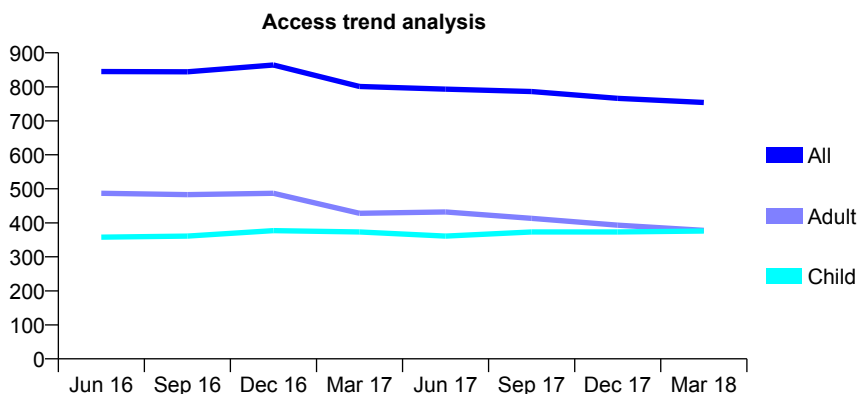
Q64 - Vital Signs At a Glance Contract Report for 160431/0001 - Year end March 2018

Name or company name	Urchfont Dental Care
Contract type name	GDS Contract
Purpose of contract	General
Contract start date	17/02/2014
Contract end date	

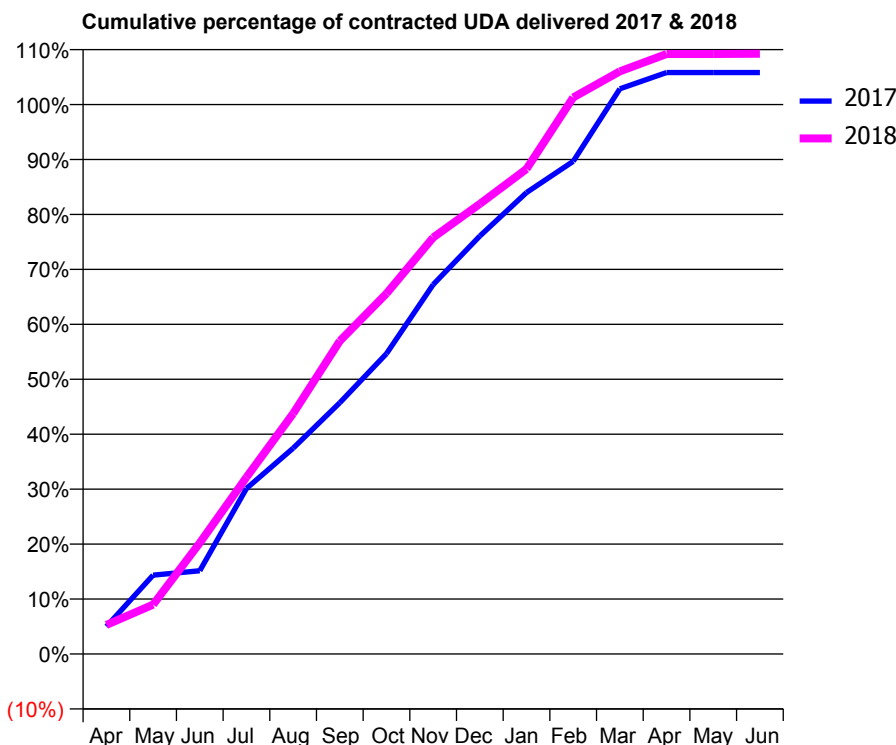
17/18 Contracted general activity (UDA)	2,051
Carry forward general activity (UDA)	-40
17/18 Contracted orthodontic activity (UOA)	0
Carry forward orthodontic activity (UOA)	0
Baseline contract value	£47,412.09

ACCESS*

Patients seen in 24 months	Total	Change since previous quarter
Quarter ending March 2017	801	
Quarter ending June 2017	793	→
Quarter ending September 2017	786	→
Quarter ending December 2017	766	↓
Quarter ending March 2018	754	↓
Variance since March 2017	(5.9%)	↓



ACTIVITY



Month	Adjusted Scheduled Activity (UDA)	
	2017	2018
April	100	109
May	287	185
June	303	415
July	603	660
August	749	897
September	915	1,169
October	1,093	1,346
November	1,345	1,555
December	1,521	1,680
January	1,679	1,810
February	1,793	2,077
March	2,057	2,175
April	2,116	2,239
May	2,116	2,239
June	2,116	2,240

QUALITY

	Quantity	Base Number	Contract	AT	Region	England
% of FP17s for the same patient ID Re-attending within 3 months - Children	75	667	11.2%	9.1%	11.5%	11.9%
% of FP17s for the same patient ID Re-attending within 3 months - Adults	111	525	21.1%	13.5%	15.9%	16.0%
% of FP17s for the same patient ID Re-attending between 3 & 9 months - Children	435	667	65.2%	61.7%	60.6%	58.3%
% of FP17s for the same patient ID Re-attending between 3 & 9 months - Adults	295	525	56.2%	51.8%	51.6%	50.3%
% of FP17s for Band 1 Urgent Courses	77	1,201	6.4%	8.1%	9.5%	9.1%
% of FP17s Relating to Free Repair or Replacements	5	1,201	0.4%	0.7%	0.7%	0.8%
% of FP17s Relating to Continuations	7	1,201	0.6%	1.0%	1.0%	1.0%
% of Patients satisfied with the dentistry they have received	0	0	N/A	92.8%	92.0%	91.5%
% of Patients satisfied with the time they had to wait for an appointment	0	0	N/A	88.4%	88.1%	87.9%

* This is based on patients treated on this contract for their most recent course of treatment. Figures in italics indicate the base number of FP17s or Patient Questionnaire responses are less than 100. N/A is shown where the base number of responses is less than 10 during the period. % is calculated as Quantity/Base number*100

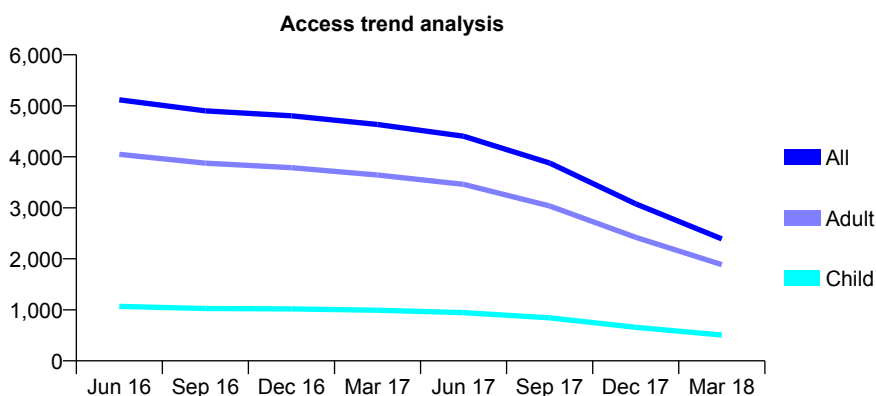
Q64 - Vital Signs At a Glance Contract Report for 160733/0001 - Year end March 2018

Name or company name	Whitecross Dental Care Ltd
Contract type name	GDS Contract
Purpose of contract	General
Contract start date	01/10/2012
Contract end date	30/09/2017

17/18 Contracted general activity (UDA)	7,400
Carry forward general activity (UDA)	0
17/18 Contracted orthodontic activity (UOA)	0
Carry forward orthodontic activity (UOA)	0
Baseline contract value	£178,994.39

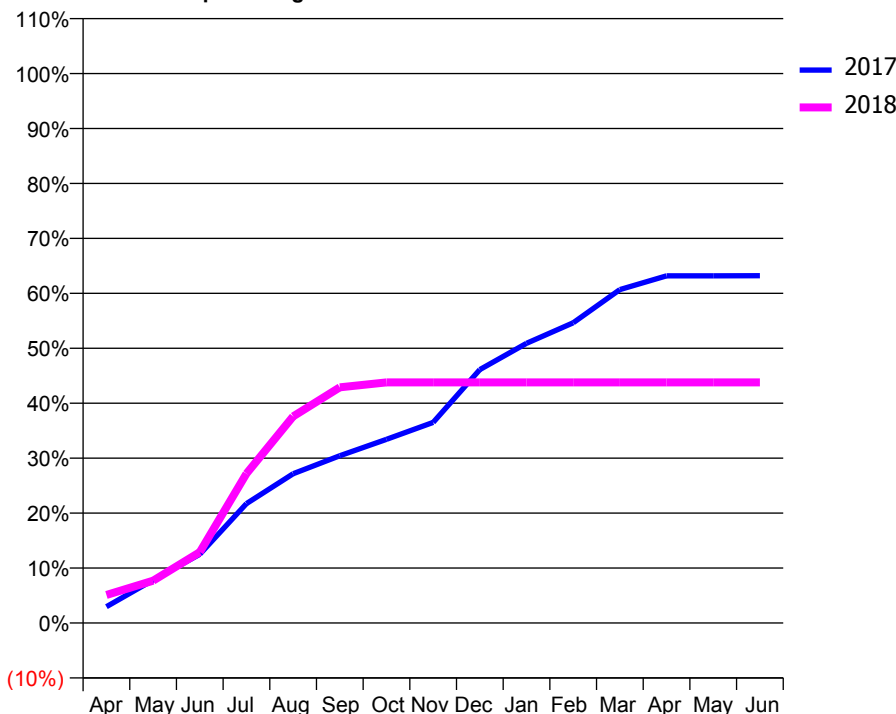
ACCESS*

Patients seen in 24 months	Total	Change since previous quarter
Quarter ending March 2017	4,635	
Quarter ending June 2017	4,403	↓
Quarter ending September 2017	3,878	↓
Quarter ending December 2017	3,079	↓
Quarter ending March 2018	2,392	↓
Variance since March 2017	(48.4%)	↓



ACTIVITY

Cumulative percentage of contracted UDA delivered 2017 & 2018



Month	Adjusted Scheduled Activity (UDA)	
	2017	2018
April	440	377
May	1,158	570
June	1,850	955
July	3,218	2,013
August	4,022	2,783
September	4,505	3,174
October	4,946	3,240
November	5,403	3,240
December	6,825	3,240
January	7,534	3,240
February	8,086	3,240
March	8,982	3,240
April	9,349	3,240
May	9,352	3,240
June	9,353	3,240

QUALITY

	Quantity	Base Number	Contract	AT	Region	England
% of FP17s for the same patient ID Re-attending within 3 months - Children	19	405	4.7%	9.1%	11.5%	11.9%
% of FP17s for the same patient ID Re-attending within 3 months - Adults	172	1,453	11.8%	13.5%	15.9%	16.0%
% of FP17s for the same patient ID Re-attending between 3 & 9 months - Children	233	405	57.5%	61.7%	60.6%	58.3%
% of FP17s for the same patient ID Re-attending between 3 & 9 months - Adults	731	1,453	50.3%	51.8%	51.6%	50.3%
% of FP17s for Band 1 Urgent Courses	89	1,652	5.4%	8.1%	9.5%	9.1%
% of FP17s Relating to Free Repair or Replacements	9	1,652	0.5%	0.7%	0.7%	0.8%
% of FP17s Relating to Continuations	38	1,652	2.3%	1.0%	1.0%	1.0%
% of Patients satisfied with the dentistry they have received	3	4	N/A	92.8%	92.0%	91.5%
% of Patients satisfied with the time they had to wait for an appointment	3	4	N/A	88.4%	88.1%	87.9%

* This is based on patients treated on this contract for their most recent course of treatment. Figures in italics indicate the base number of FP17s or Patient Questionnaire responses are less than 100. N/A is shown where the base number of responses is less than 10 during the period. % is calculated as Quantity/Base number*100

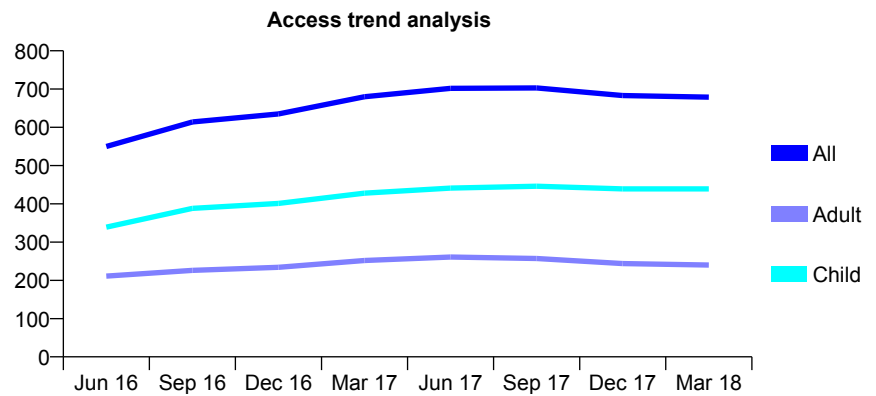
Q64 - Vital Signs At a Glance Contract Report for 162264/0001 - Year end March 2018

Name or company name	Sarum Dental Centre
Contract type name	GDS Contract
Purpose of contract	General
Contract start date	01/07/2015
Contract end date	

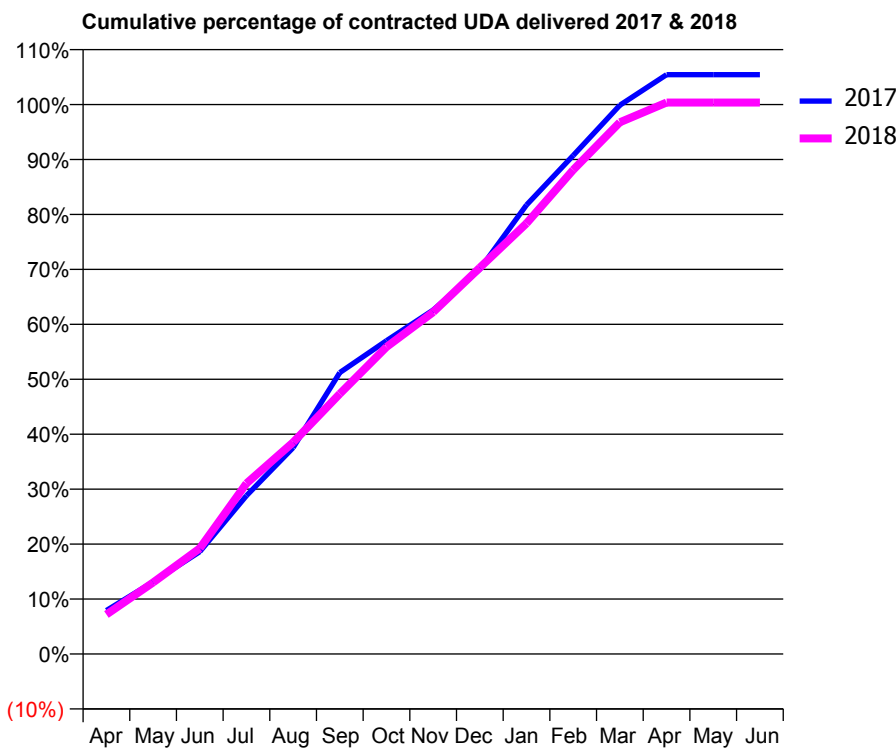
17/18 Contracted general activity (UDA)	1,699
Carry forward general activity (UDA)	-34
17/18 Contracted orthodontic activity (UOA)	0
Carry forward orthodontic activity (UOA)	0
Baseline contract value	£46,016.11

ACCESS*

Patients seen in 24 months	Total	Change since previous quarter
Quarter ending March 2017	680	
Quarter ending June 2017	702	↑
Quarter ending September 2017	703	→
Quarter ending December 2017	683	↓
Quarter ending March 2018	679	→
Variance since March 2017	(0.1%)	→



ACTIVITY



Month	Adjusted Scheduled Activity (UDA)	
	2017	2018
April	135	122
May	223	221
June	316	327
July	490	528
August	638	655
September	870	804
October	969	949
November	1,064	1,057
December	1,190	1,195
January	1,388	1,331
February	1,541	1,497
March	1,697	1,644
April	1,791	1,705
May	1,791	1,705
June	1,791	1,705

QUALITY

	Quantity	Base Number	Contract	AT	Region	England
% of FP17s for the same patient ID Re-attending within 3 months - Children	81	734	11.0%	9.1%	11.5%	11.9%
% of FP17s for the same patient ID Re-attending within 3 months - Adults	42	289	14.5%	13.5%	15.9%	16.0%
% of FP17s for the same patient ID Re-attending between 3 & 9 months - Children	485	734	66.1%	61.7%	60.6%	58.3%
% of FP17s for the same patient ID Re-attending between 3 & 9 months - Adults	172	289	59.5%	51.8%	51.6%	50.3%
% of FP17s for Band 1 Urgent Courses	51	1,014	5.0%	8.1%	9.5%	9.1%
% of FP17s Relating to Free Repair or Replacements	0	1,014	0.0%	0.7%	0.7%	0.8%
% of FP17s Relating to Continuations	3	1,014	0.3%	1.0%	1.0%	1.0%
% of Patients satisfied with the dentistry they have received	2	2	N/A	92.8%	92.0%	91.5%
% of Patients satisfied with the time they had to wait for an appointment	2	2	N/A	88.4%	88.1%	87.9%

* This is based on patients treated on this contract for their most recent course of treatment. Figures in italics indicate the base number of FP17s or Patient Questionnaire responses are less than 100. N/A is shown where the base number of responses is less than 10 during the period. % is calculated as Quantity/Base number*100

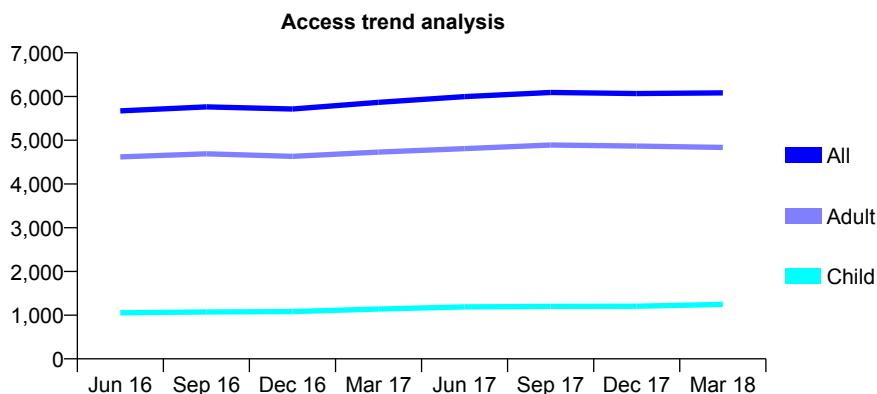
Q64 - Vital Signs At a Glance Contract Report for 165425/0001 - Year end March 2018

Name or company name	Messenger Dental Practice
Contract type name	GDS Contract
Purpose of contract	General
Contract start date	01/12/2010
Contract end date	

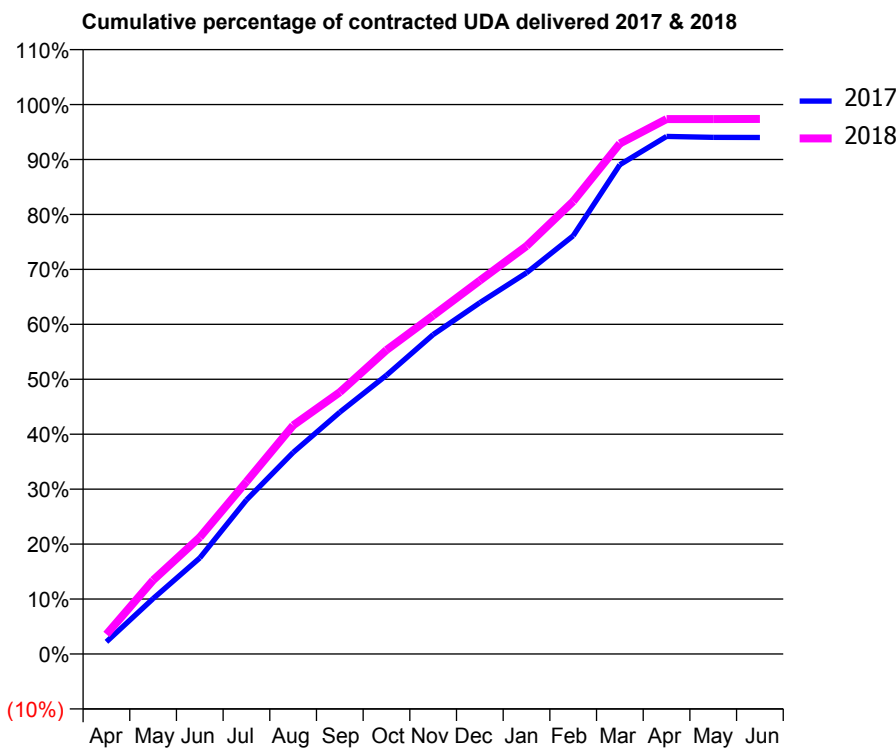
17/18 Contracted general activity (UDA)	16,034
Carry forward general activity (UDA)	0
17/18 Contracted orthodontic activity (UOA)	0
Carry forward orthodontic activity (UOA)	0
Baseline contract value	£446,895.78

ACCESS*

Patients seen in 24 months	Total	Change since previous quarter
Quarter ending March 2017	5,867	
Quarter ending June 2017	5,997	↑
Quarter ending September 2017	6,092	→
Quarter ending December 2017	6,069	→
Quarter ending March 2018	6,084	→
Variance since March 2017	3.7%	↑



ACTIVITY



Month	Adjusted Scheduled Activity (UDA)	
	2017	2018
April	356	574
May	1,618	2,155
June	2,803	3,406
July	4,494	5,030
August	5,882	6,671
September	7,058	7,641
October	8,135	8,871
November	9,321	9,879
December	10,250	10,896
January	11,123	11,903
February	12,206	13,208
March	14,276	14,895
April	15,101	15,609
May	15,074	15,610
June	15,071	15,611

QUALITY

	Quantity	Base Number	Contract	AT	Region	England
% of FP17s for the same patient ID Re-attending within 3 months - Children	154	1,864	8.3%	9.1%	11.5%	11.9%
% of FP17s for the same patient ID Re-attending within 3 months - Adults	789	6,169	12.8%	13.5%	15.9%	16.0%
% of FP17s for the same patient ID Re-attending between 3 & 9 months - Children	1,152	1,864	61.8%	61.7%	60.6%	58.3%
% of FP17s for the same patient ID Re-attending between 3 & 9 months - Adults	2,609	6,169	42.3%	51.8%	51.6%	50.3%
% of FP17s for Band 1 Urgent Courses	564	8,032	7.0%	8.1%	9.5%	9.1%
% of FP17s Relating to Free Repair or Replacements	57	8,032	0.7%	0.7%	0.7%	0.8%
% of FP17s Relating to Continuations	64	8,032	0.8%	1.0%	1.0%	1.0%
% of Patients satisfied with the dentistry they have received	12	14	85.7%	92.8%	92.0%	91.5%
% of Patients satisfied with the time they had to wait for an appointment	12	14	85.7%	88.4%	88.1%	87.9%

* This is based on patients treated on this contract for their most recent course of treatment. Figures in italics indicate the base number of FP17s or Patient Questionnaire responses are less than 100. N/A is shown where the base number of responses is less than 10 during the period. % is calculated as Quantity/Base number*100

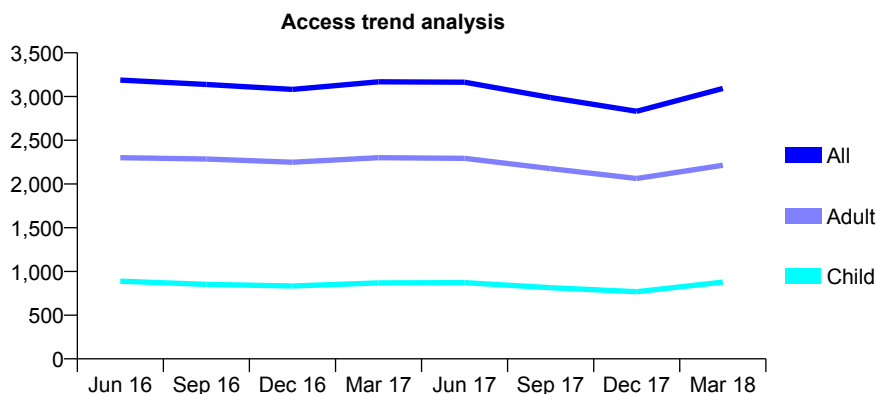
Q64 - Vital Signs At a Glance Contract Report for 167061/0001 - Year end March 2018

Name or company name	Dentalcare Limited
Contract type name	GDS Contract
Purpose of contract	General
Contract start date	01/08/2009
Contract end date	

17/18 Contracted general activity (UDA)	9,000
Carry forward general activity (UDA)	0
17/18 Contracted orthodontic activity (UOA)	0
Carry forward orthodontic activity (UOA)	0
Baseline contract value	£234,689.33

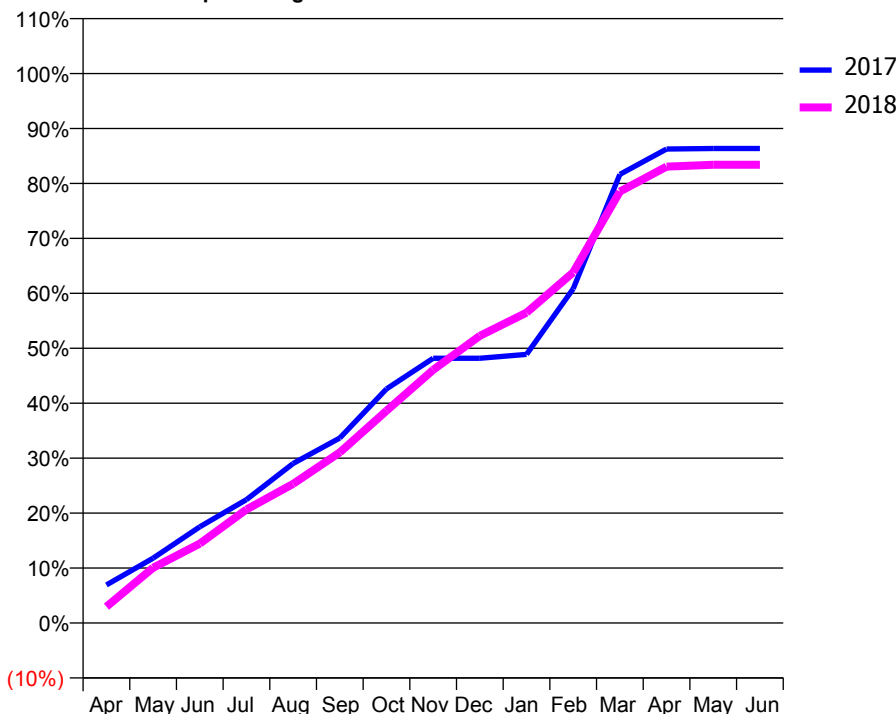
ACCESS*

Patients seen in 24 months	Total	Change since previous quarter
Quarter ending March 2017	3,168	
Quarter ending June 2017	3,164	→
Quarter ending September 2017	2,988	↓
Quarter ending December 2017	2,831	↓
Quarter ending March 2018	3,092	↑
Variance since March 2017	(2.4%)	↓



ACTIVITY

Cumulative percentage of contracted UDA delivered 2017 & 2018



Month	Adjusted Scheduled Activity (UDA)	
	2017	2018
April	624	268
May	1,063	905
June	1,577	1,300
July	2,022	1,860
August	2,614	2,279
September	3,030	2,795
October	3,835	3,476
November	4,337	4,146
December	4,337	4,702
January	4,400	5,083
February	5,474	5,743
March	7,348	7,067
April	7,764	7,475
May	7,772	7,506
June	7,773	7,506

QUALITY

	Quantity	Base Number	Contract	AT	Region	England
% of FP17s for the same patient ID Re-attending within 3 months - Children	78	1,251	6.2%	9.1%	11.5%	11.9%
% of FP17s for the same patient ID Re-attending within 3 months - Adults	413	3,122	13.2%	13.5%	15.9%	16.0%
% of FP17s for the same patient ID Re-attending between 3 & 9 months - Children	670	1,251	53.6%	61.7%	60.6%	58.3%
% of FP17s for the same patient ID Re-attending between 3 & 9 months - Adults	1,693	3,122	54.2%	51.8%	51.6%	50.3%
% of FP17s for Band 1 Urgent Courses	465	4,283	10.9%	8.1%	9.5%	9.1%
% of FP17s Relating to Free Repair or Replacements	28	4,283	0.7%	0.7%	0.7%	0.8%
% of FP17s Relating to Continuations	2	4,283	0.0%	1.0%	1.0%	1.0%
% of Patients satisfied with the dentistry they have received	6	6	N/A	92.8%	92.0%	91.5%
% of Patients satisfied with the time they had to wait for an appointment	6	6	N/A	88.4%	88.1%	87.9%

* This is based on patients treated on this contract for their most recent course of treatment. Figures in italics indicate the base number of FP17s or Patient Questionnaire responses are less than 100. N/A is shown where the base number of responses is less than 10 during the period. % is calculated as Quantity/Base number*100

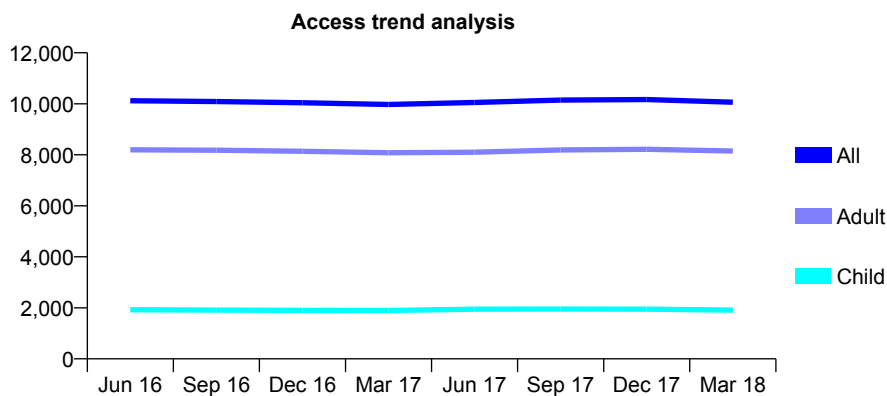
Q64 - Vital Signs At a Glance Contract Report for 168092/0001 - Year end March 2018

Name or company name	Archway Dental Limited
Contract type name	GDS Contract
Purpose of contract	General
Contract start date	02/08/2010
Contract end date	

17/18 Contracted general activity (UDA)	24,200
Carry forward general activity (UDA)	429
17/18 Contracted orthodontic activity (UOA)	0
Carry forward orthodontic activity (UOA)	0
Baseline contract value	£546,336.05

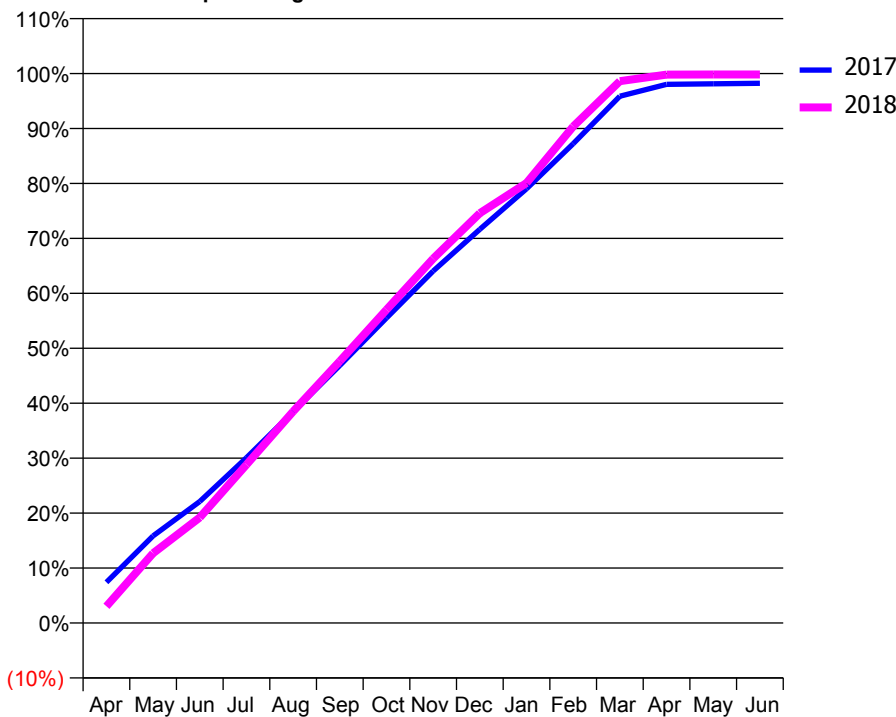
ACCESS*

Patients seen in 24 months	Total	Change since previous quarter
Quarter ending March 2017	9,975	
Quarter ending June 2017	10,054	→
Quarter ending September 2017	10,145	→
Quarter ending December 2017	10,166	→
Quarter ending March 2018	10,062	↓
Variance since March 2017	0.9%	→



ACTIVITY

Cumulative percentage of contracted UDA delivered 2017 & 2018



Month	Adjusted Scheduled Activity (UDA)	
	2017	2018
April	1,793	736
May	3,835	3,074
June	5,353	4,649
July	7,282	6,976
August	9,303	9,319
September	11,341	11,531
October	13,433	13,796
November	15,498	16,046
December	17,338	18,048
January	19,123	19,379
February	21,109	21,869
March	23,199	23,863
April	23,724	24,152
May	23,747	24,157
June	23,771	24,157

QUALITY

	Quantity	Base Number	Contract	AT	Region	England
% of FP17s for the same patient ID Re-attending within 3 months - Children	230	3,337	6.9%	9.1%	11.5%	11.9%
% of FP17s for the same patient ID Re-attending within 3 months - Adults	1,573	13,117	12.0%	13.5%	15.9%	16.0%
% of FP17s for the same patient ID Re-attending between 3 & 9 months - Children	2,426	3,337	72.7%	61.7%	60.6%	58.3%
% of FP17s for the same patient ID Re-attending between 3 & 9 months - Adults	8,197	13,117	62.5%	51.8%	51.6%	50.3%
% of FP17s for Band 1 Urgent Courses	885	15,842	5.6%	8.1%	9.5%	9.1%
% of FP17s Relating to Free Repair or Replacements	187	15,842	1.2%	0.7%	0.7%	0.8%
% of FP17s Relating to Continuations	196	15,842	1.2%	1.0%	1.0%	1.0%
% of Patients satisfied with the dentistry they have received	18	18	100.0%	92.8%	92.0%	91.5%
% of Patients satisfied with the time they had to wait for an appointment	14	18	77.8%	88.4%	88.1%	87.9%

* This is based on patients treated on this contract for their most recent course of treatment. Figures in italics indicate the base number of FP17s or Patient Questionnaire responses are less than 100. N/A is shown where the base number of responses is less than 10 during the period. % is calculated as Quantity/Base number*100

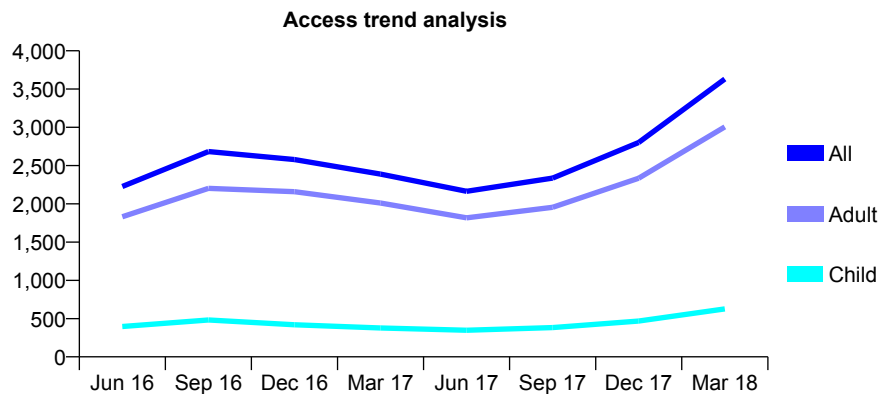
Q64 - Vital Signs At a Glance Contract Report for 168874/0001 - Year end March 2018

Name or company name	Mr Jiten Doshi
Contract type name	GDS Contract
Purpose of contract	General
Contract start date	01/05/2013
Contract end date	

17/18 Contracted general activity (UDA)	8,940
Carry forward general activity (UDA)	0
17/18 Contracted orthodontic activity (UOA)	0
Carry forward orthodontic activity (UOA)	0
Baseline contract value	£188,638.24

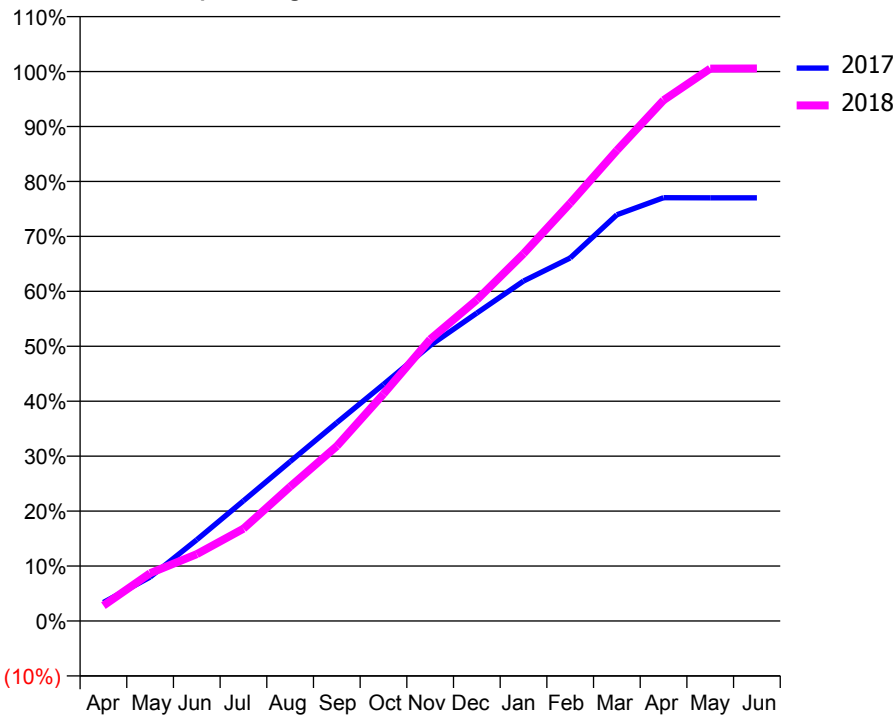
ACCESS*

Patients seen in 24 months	Total	Change since previous quarter
Quarter ending March 2017	2,389	
Quarter ending June 2017	2,164	↓
Quarter ending September 2017	2,337	↑
Quarter ending December 2017	2,802	↑
Quarter ending March 2018	3,632	↑
Variance since March 2017	52.0%	↑



ACTIVITY

Cumulative percentage of contracted UDA delivered 2017 & 2018



Month	Adjusted Scheduled Activity (UDA)	
	2017	2018
April	303	251
May	715	777
June	1,321	1,089
July	1,956	1,503
August	2,593	2,185
September	3,228	2,844
October	3,849	3,693
November	4,482	4,582
December	5,010	5,225
January	5,530	5,975
February	5,905	6,799
March	6,609	7,657
April	6,887	8,474
May	6,885	8,987
June	6,886	8,990

QUALITY

	Quantity	Base Number	Contract	AT	Region	England
% of FP17s for the same patient ID Re-attending within 3 months - Children	37	772	4.8%	9.1%	11.5%	11.9%
% of FP17s for the same patient ID Re-attending within 3 months - Adults	395	3,786	10.4%	13.5%	15.9%	16.0%
% of FP17s for the same patient ID Re-attending between 3 & 9 months - Children	172	772	22.3%	61.7%	60.6%	58.3%
% of FP17s for the same patient ID Re-attending between 3 & 9 months - Adults	786	3,786	20.8%	51.8%	51.6%	50.3%
% of FP17s for Band 1 Urgent Courses	677	4,972	13.6%	8.1%	9.5%	9.1%
% of FP17s Relating to Free Repair or Replacements	18	4,972	0.4%	0.7%	0.7%	0.8%
% of FP17s Relating to Continuations	1	4,972	0.0%	1.0%	1.0%	1.0%
% of Patients satisfied with the dentistry they have received	4	4	N/A	92.8%	92.0%	91.5%
% of Patients satisfied with the time they had to wait for an appointment	4	4	N/A	88.4%	88.1%	87.9%

* This is based on patients treated on this contract for their most recent course of treatment. Figures in italics indicate the base number of FP17s or Patient Questionnaire responses are less than 100. N/A is shown where the base number of responses is less than 10 during the period. % is calculated as Quantity/Base number*100

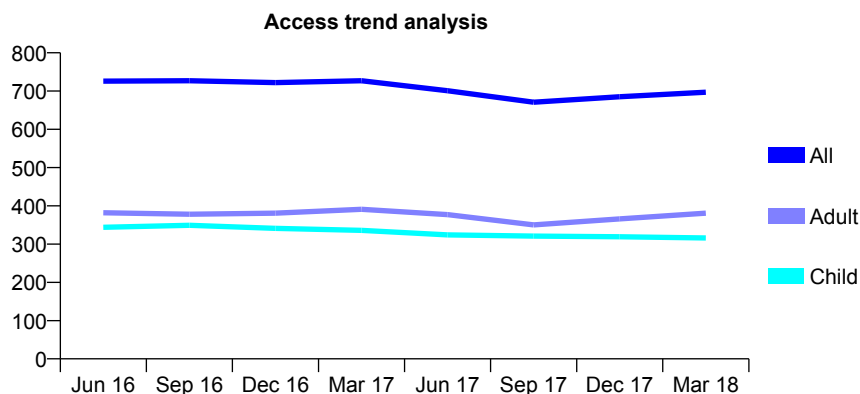
Q64 - Vital Signs At a Glance Contract Report for 168882/0001 - Year end March 2018

Name or company name	Mr N Parson & Mr A Godara
Contract type name	GDS Contract
Purpose of contract	General
Contract start date	01/08/2012
Contract end date	

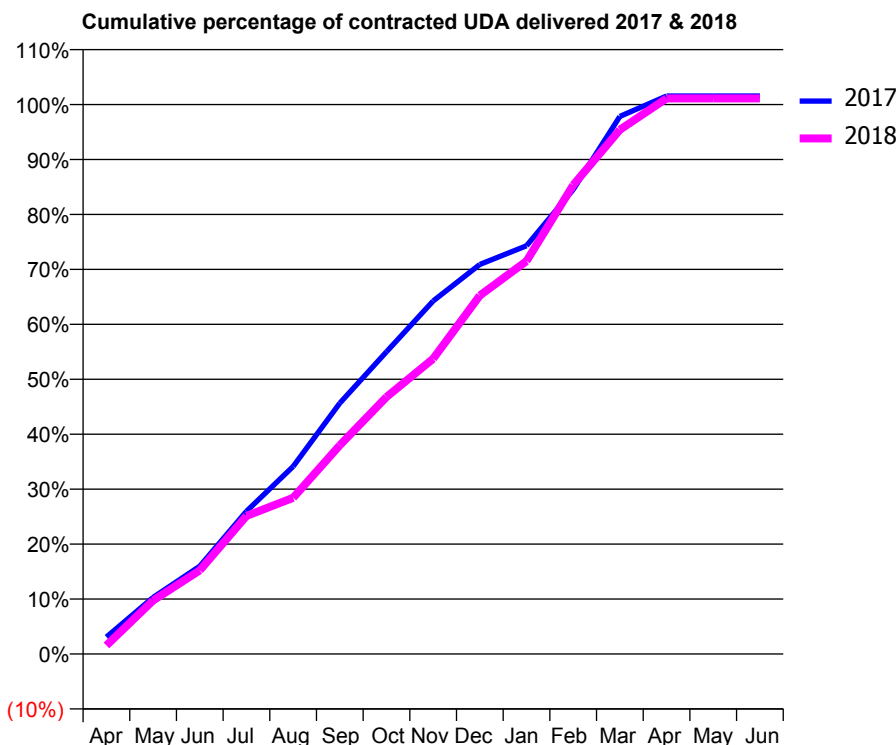
17/18 Contracted general activity (UDA)	2,100
Carry forward general activity (UDA)	-33
17/18 Contracted orthodontic activity (UOA)	0
Carry forward orthodontic activity (UOA)	0
Baseline contract value	£52,775.77

ACCESS*

Patients seen in 24 months	Total	Change since previous quarter
Quarter ending March 2017	727	
Quarter ending June 2017	701	↓
Quarter ending September 2017	671	↓
Quarter ending December 2017	685	↑
Quarter ending March 2018	697	→
Variance since March 2017	(4.1%)	↓



ACTIVITY



Month	Adjusted Scheduled Activity (UDA)	
	2017	2018
April	65	33
May	216	204
June	335	320
July	545	528
August	717	597
September	959	798
October	1,155	982
November	1,349	1,128
December	1,489	1,370
January	1,560	1,502
February	1,775	1,792
March	2,054	2,003
April	2,133	2,123
May	2,133	2,123
June	2,133	2,123

QUALITY

	Quantity	Base Number	Contract	AT	Region	England
% of FP17s for the same patient ID Re-attending within 3 months - Children	26	509	5.1%	9.1%	11.5%	11.9%
% of FP17s for the same patient ID Re-attending within 3 months - Adults	45	473	9.5%	13.5%	15.9%	16.0%
% of FP17s for the same patient ID Re-attending between 3 & 9 months - Children	346	509	68.0%	61.7%	60.6%	58.3%
% of FP17s for the same patient ID Re-attending between 3 & 9 months - Adults	258	473	54.5%	51.8%	51.6%	50.3%
% of FP17s for Band 1 Urgent Courses	27	1,005	2.7%	8.1%	9.5%	9.1%
% of FP17s Relating to Free Repair or Replacements	1	1,005	0.1%	0.7%	0.7%	0.8%
% of FP17s Relating to Continuations	7	1,005	0.7%	1.0%	1.0%	1.0%
% of Patients satisfied with the dentistry they have received	2	2	N/A	92.8%	92.0%	91.5%
% of Patients satisfied with the time they had to wait for an appointment	1	2	N/A	88.4%	88.1%	87.9%

* This is based on patients treated on this contract for their most recent course of treatment. Figures in italics indicate the base number of FP17s or Patient Questionnaire responses are less than 100. N/A is shown where the base number of responses is less than 10 during the period. % is calculated as Quantity/Base number*100

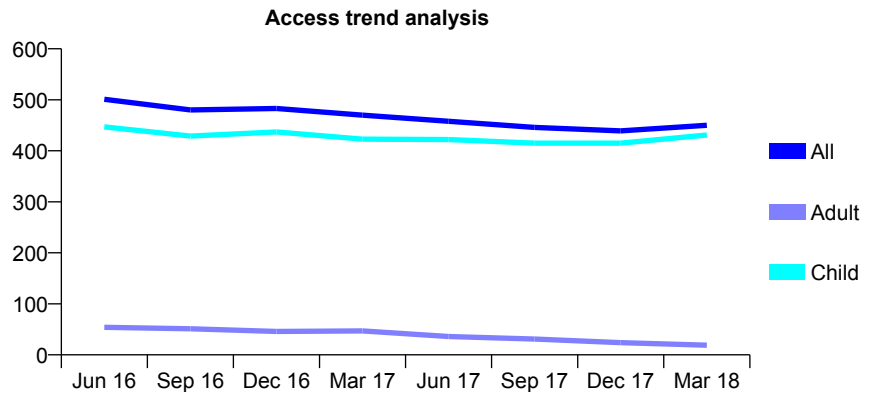
Q64 - Vital Signs At a Glance Contract Report for 168920/0001 - Year end March 2018

Name or company name	Katherine Price
Contract type name	GDS Contract
Purpose of contract	General
Contract start date	01/03/2013
Contract end date	

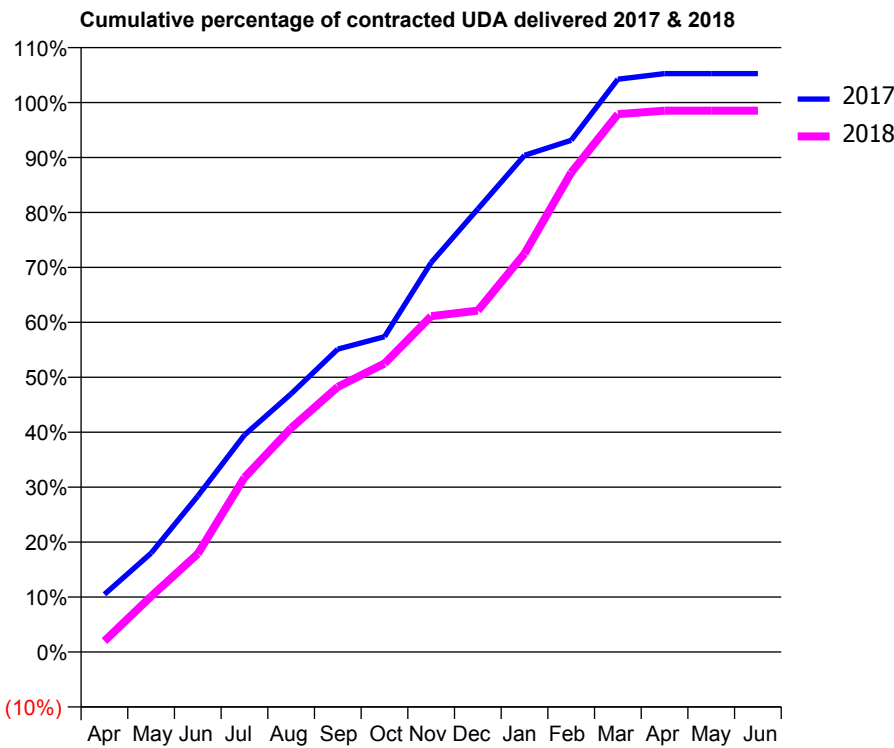
17/18 Contracted general activity (UDA)	800
Carry forward general activity (UDA)	-16
17/18 Contracted orthodontic activity (UOA)	0
Carry forward orthodontic activity (UOA)	0
Baseline contract value	£17,029.94

ACCESS*

Patients seen in 24 months	Total	Change since previous quarter
Quarter ending March 2017	470	
Quarter ending June 2017	458	↓
Quarter ending September 2017	446	↓
Quarter ending December 2017	439	↓
Quarter ending March 2018	450	↑
Variance since March 2017	(4.3%)	↓



ACTIVITY



Month	Adjusted Scheduled Activity (UDA)	
	2017	2018
April	84	16
May	144	81
June	227	143
July	316	254
August	376	326
September	441	386
October	459	420
November	567	489
December	645	497
January	723	580
February	745	698
March	834	783
April	842	788
May	842	788
June	842	788

QUALITY

	Quantity	Base Number	Contract	AT	Region	England
% of FP17s for the same patient ID Re-attending within 3 months - Children	46	613	7.5%	9.1%	11.5%	11.9%
% of FP17s for the same patient ID Re-attending within 3 months - Adults	0	0	N/A	13.5%	15.9%	16.0%
% of FP17s for the same patient ID Re-attending between 3 & 9 months - Children	353	613	57.6%	61.7%	60.6%	58.3%
% of FP17s for the same patient ID Re-attending between 3 & 9 months - Adults	0	0	N/A	51.8%	51.6%	50.3%
% of FP17s for Band 1 Urgent Courses	0	608	0.0%	8.1%	9.5%	9.1%
% of FP17s Relating to Free Repair or Replacements	0	608	0.0%	0.7%	0.7%	0.8%
% of FP17s Relating to Continuations	0	608	0.0%	1.0%	1.0%	1.0%
% of Patients satisfied with the dentistry they have received	2	2	N/A	92.8%	92.0%	91.5%
% of Patients satisfied with the time they had to wait for an appointment	2	2	N/A	88.4%	88.1%	87.9%

* This is based on patients treated on this contract for their most recent course of treatment. Figures in italics indicate the base number of FP17s or Patient Questionnaire responses are less than 100. N/A is shown where the base number of responses is less than 10 during the period. % is calculated as Quantity/Base number*100

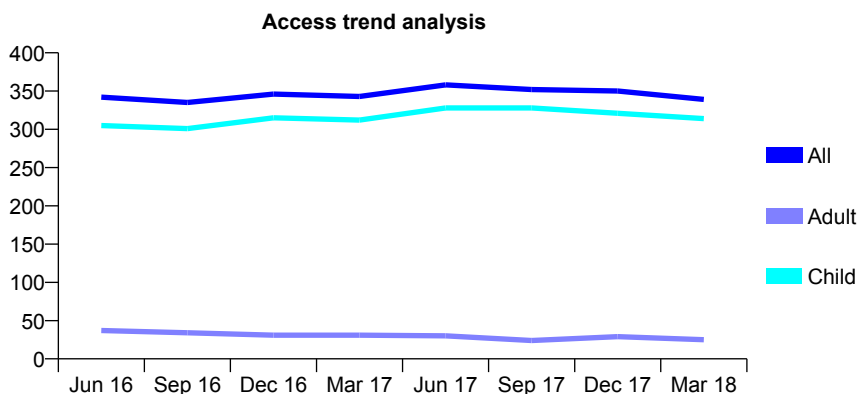
Q64 - Vital Signs At a Glance Contract Report for 171522/0001 - Year end March 2018

Name or company name	Lechlade Dental Practice
Contract type name	GDS Contract
Purpose of contract	General
Contract start date	01/04/2014
Contract end date	

17/18 Contracted general activity (UDA)	800
Carry forward general activity (UDA)	0
17/18 Contracted orthodontic activity (UOA)	0
Carry forward orthodontic activity (UOA)	0
Baseline contract value	£18,296.31

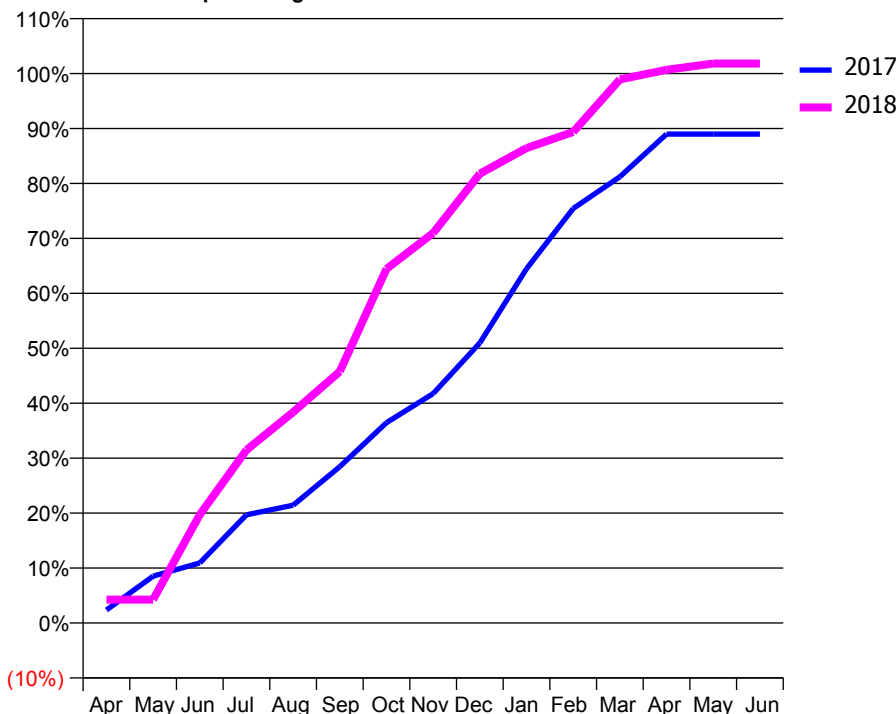
ACCESS*

Patients seen in 24 months	Total	Change since previous quarter
Quarter ending March 2017	343	
Quarter ending June 2017	358	↑
Quarter ending September 2017	352	↓
Quarter ending December 2017	350	→
Quarter ending March 2018	339	↓
Variance since March 2017	(1.2%)	↓



ACTIVITY

Cumulative percentage of contracted UDA delivered 2017 & 2018



Month	Adjusted Scheduled Activity (UDA)	
	2017	2018
April	19	34
May	68	34
June	87	158
July	158	252
August	172	307
September	228	366
October	292	516
November	334	568
December	408	654
January	516	691
February	603	715
March	650	791
April	712	805
May	712	814
June	712	814

QUALITY

	Quantity	Base Number	Contract	AT	Region	England
% of FP17s for the same patient ID Re-attending within 3 months - Children	17	438	3.9%	9.1%	11.5%	11.9%
% of FP17s for the same patient ID Re-attending within 3 months - Adults	2	13	15.4%	13.5%	15.9%	16.0%
% of FP17s for the same patient ID Re-attending between 3 & 9 months - Children	267	438	61.0%	61.7%	60.6%	58.3%
% of FP17s for the same patient ID Re-attending between 3 & 9 months - Adults	7	13	53.8%	51.8%	51.6%	50.3%
% of FP17s for Band 1 Urgent Courses	24	433	5.5%	8.1%	9.5%	9.1%
% of FP17s Relating to Free Repair or Replacements	0	433	0.0%	0.7%	0.7%	0.8%
% of FP17s Relating to Continuations	0	433	0.0%	1.0%	1.0%	1.0%
% of Patients satisfied with the dentistry they have received	0	0	N/A	92.8%	92.0%	91.5%
% of Patients satisfied with the time they had to wait for an appointment	0	0	N/A	88.4%	88.1%	87.9%

* This is based on patients treated on this contract for their most recent course of treatment. Figures in italics indicate the base number of FP17s or Patient Questionnaire responses are less than 100. N/A is shown where the base number of responses is less than 10 during the period. % is calculated as Quantity/Base number*100

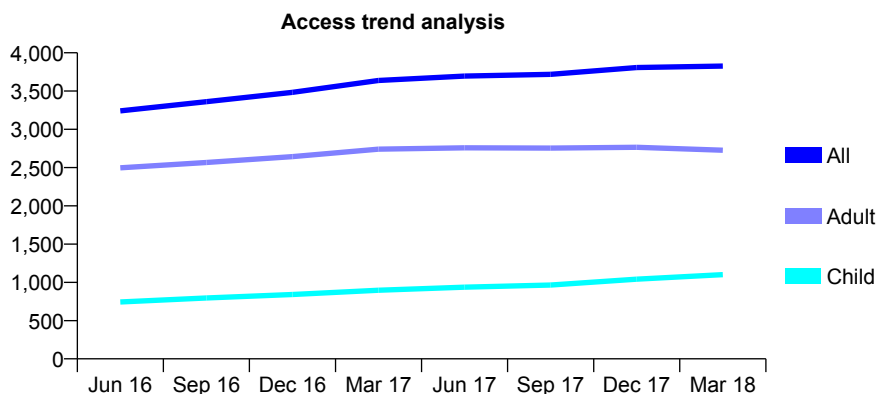
Q64 - Vital Signs At a Glance Contract Report for 172138/0001 - Year end March 2018

Name or company name	Mr Georgios Mexias
Contract type name	GDS Contract
Purpose of contract	General
Contract start date	01/12/2013
Contract end date	

17/18 Contracted general activity (UDA)	10,407
Carry forward general activity (UDA)	-151
17/18 Contracted orthodontic activity (UOA)	0
Carry forward orthodontic activity (UOA)	0
Baseline contract value	£220,398.49

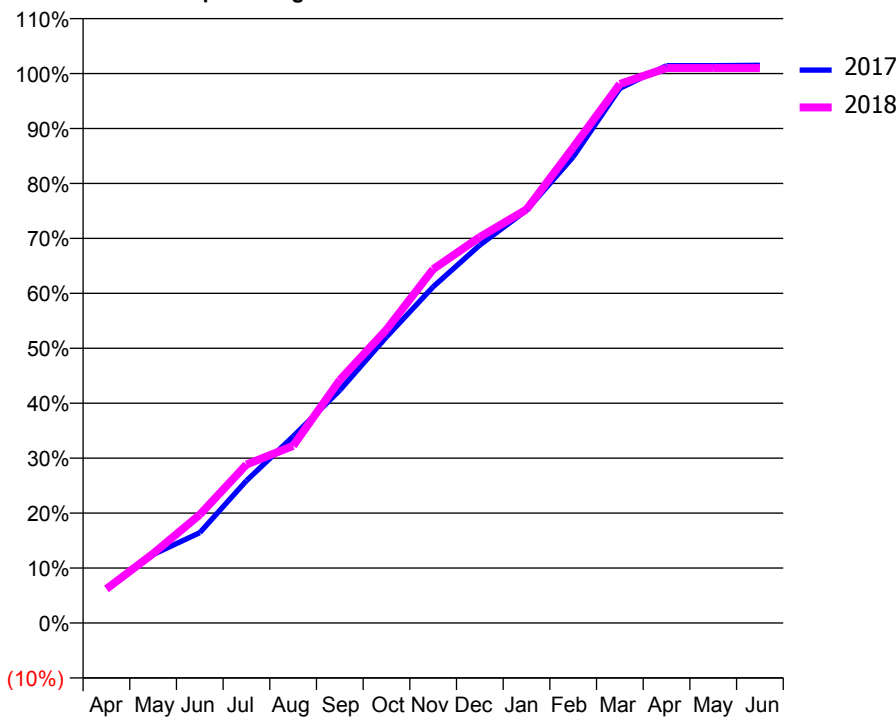
ACCESS*

Patients seen in 24 months	Total	Change since previous quarter
Quarter ending March 2017	3,638	
Quarter ending June 2017	3,695	→
Quarter ending September 2017	3,718	→
Quarter ending December 2017	3,807	↑
Quarter ending March 2018	3,827	→
Variance since March 2017	5.2%	↑



ACTIVITY

Cumulative percentage of contracted UDA delivered 2017 & 2018



Month	Adjusted Scheduled Activity (UDA)	
	2017	2018
April	648	645
May	1,264	1,314
June	1,667	2,051
July	2,629	3,000
August	3,444	3,354
September	4,297	4,602
October	5,281	5,558
November	6,206	6,702
December	6,978	7,310
January	7,619	7,832
February	8,603	9,008
March	9,869	10,210
April	10,288	10,511
May	10,287	10,510
June	10,294	10,510

QUALITY

	Quantity	Base Number	Contract	AT	Region	England
% of FP17s for the same patient ID Re-attending within 3 months - Children	90	1,639	5.5%	9.1%	11.5%	11.9%
% of FP17s for the same patient ID Re-attending within 3 months - Adults	550	4,138	13.3%	13.5%	15.9%	16.0%
% of FP17s for the same patient ID Re-attending between 3 & 9 months - Children	983	1,639	60.0%	61.7%	60.6%	58.3%
% of FP17s for the same patient ID Re-attending between 3 & 9 months - Adults	2,630	4,138	63.6%	51.8%	51.6%	50.3%
% of FP17s for Band 1 Urgent Courses	353	5,702	6.2%	8.1%	9.5%	9.1%
% of FP17s Relating to Free Repair or Replacements	30	5,702	0.5%	0.7%	0.7%	0.8%
% of FP17s Relating to Continuations	32	5,702	0.6%	1.0%	1.0%	1.0%
% of Patients satisfied with the dentistry they have received	15	16	93.8%	92.8%	92.0%	91.5%
% of Patients satisfied with the time they had to wait for an appointment	16	16	100.0%	88.4%	88.1%	87.9%

* This is based on patients treated on this contract for their most recent course of treatment. Figures in italics indicate the base number of FP17s or Patient Questionnaire responses are less than 100. N/A is shown where the base number of responses is less than 10 during the period. % is calculated as Quantity/Base number*100

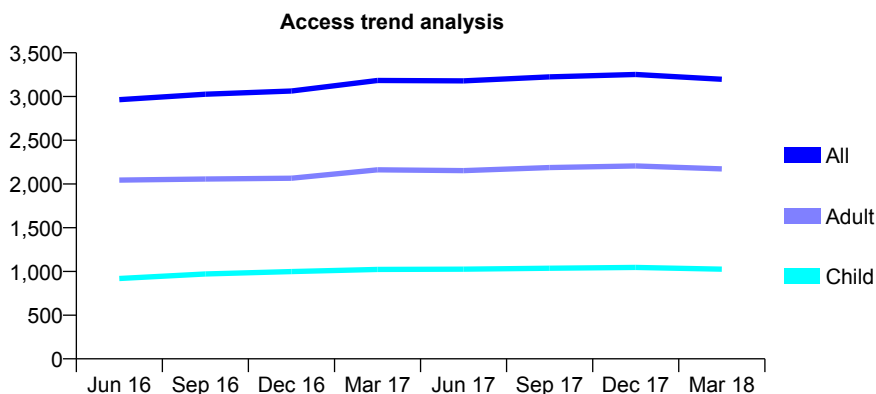
Q64 - Vital Signs At a Glance Contract Report for 173371/0001 - Year end March 2018

Name or company name	The Parks Dental Practice
Contract type name	GDS Contract
Purpose of contract	General
Contract start date	21/03/2013
Contract end date	

17/18 Contracted general activity (UDA)	7,182
Carry forward general activity (UDA)	33
17/18 Contracted orthodontic activity (UOA)	0
Carry forward orthodontic activity (UOA)	0
Baseline contract value	£175,284.82

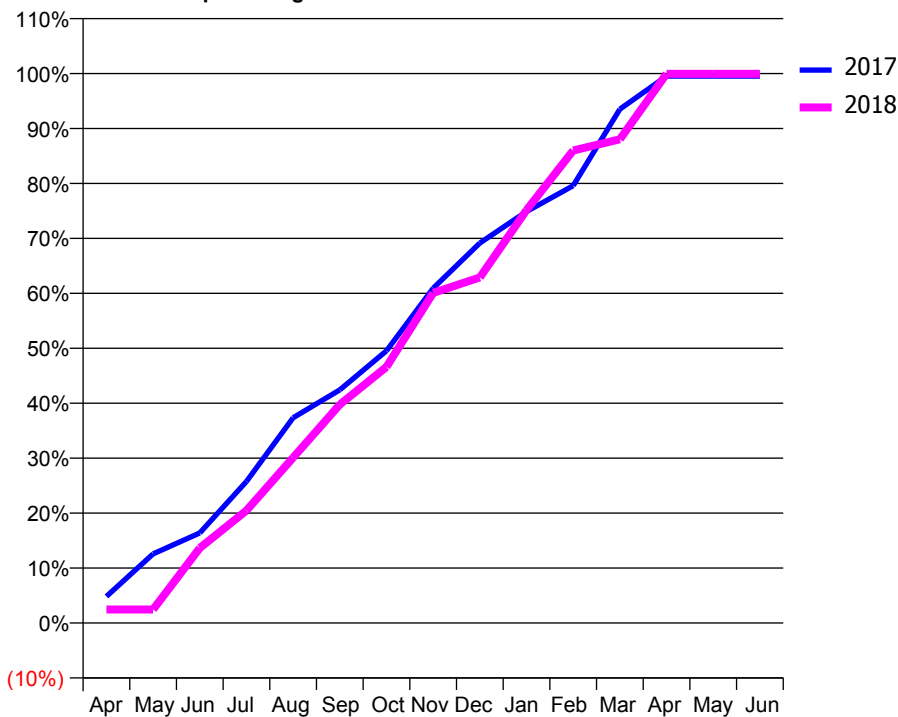
ACCESS*

Patients seen in 24 months	Total	Change since previous quarter
Quarter ending March 2017	3,184	
Quarter ending June 2017	3,179	→
Quarter ending September 2017	3,224	→
Quarter ending December 2017	3,252	→
Quarter ending March 2018	3,197	↓
Variance since March 2017	0.4%	→



ACTIVITY

Cumulative percentage of contracted UDA delivered 2017 & 2018



Month	Adjusted Scheduled Activity (UDA)	
	2017	2018
April	339	176
May	880	176
June	1,147	980
July	1,804	1,471
August	2,615	2,161
September	2,971	2,856
October	3,468	3,347
November	4,264	4,315
December	4,841	4,517
January	5,241	5,396
February	5,570	6,176
March	6,546	6,321
April	6,967	7,178
May	6,967	7,179
June	6,967	7,179

QUALITY

	Quantity	Base Number	Contract	AT	Region	England
% of FP17s for the same patient ID Re-attending within 3 months - Children	151	1,667	9.1%	9.1%	11.5%	11.9%
% of FP17s for the same patient ID Re-attending within 3 months - Adults	325	2,351	13.8%	13.5%	15.9%	16.0%
% of FP17s for the same patient ID Re-attending between 3 & 9 months - Children	1,132	1,667	67.9%	61.7%	60.6%	58.3%
% of FP17s for the same patient ID Re-attending between 3 & 9 months - Adults	830	2,351	35.3%	51.8%	51.6%	50.3%
% of FP17s for Band 1 Urgent Courses	564	4,259	13.2%	8.1%	9.5%	9.1%
% of FP17s Relating to Free Repair or Replacements	39	4,259	0.9%	0.7%	0.7%	0.8%
% of FP17s Relating to Continuations	11	4,259	0.3%	1.0%	1.0%	1.0%
% of Patients satisfied with the dentistry they have received	4	4	N/A	92.8%	92.0%	91.5%
% of Patients satisfied with the time they had to wait for an appointment	3	4	N/A	88.4%	88.1%	87.9%

* This is based on patients treated on this contract for their most recent course of treatment. Figures in italics indicate the base number of FP17s or Patient Questionnaire responses are less than 100. N/A is shown where the base number of responses is less than 10 during the period. % is calculated as Quantity/Base number*100

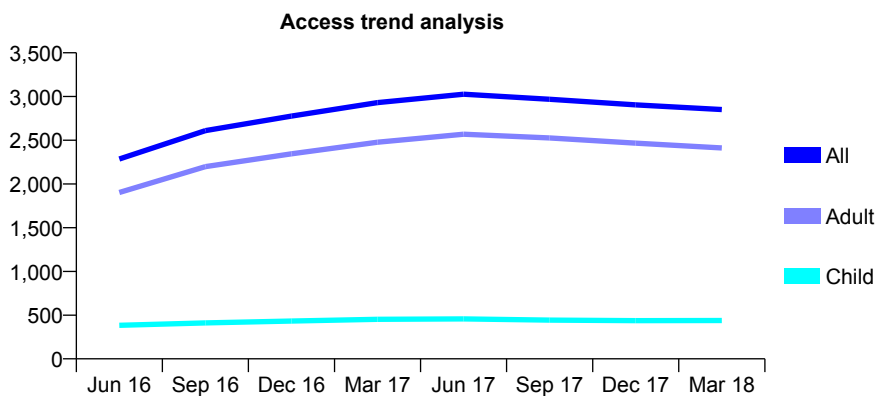
Q64 - Vital Signs At a Glance Contract Report for 178152/0001 - Year end March 2018

Name or company name	PW & SM Phillips
Contract type name	GDS Contract
Purpose of contract	General
Contract start date	01/07/2015
Contract end date	

17/18 Contracted general activity (UDA)	9,000
Carry forward general activity (UDA)	0
17/18 Contracted orthodontic activity (UOA)	0
Carry forward orthodontic activity (UOA)	0
Baseline contract value	£213,666.88

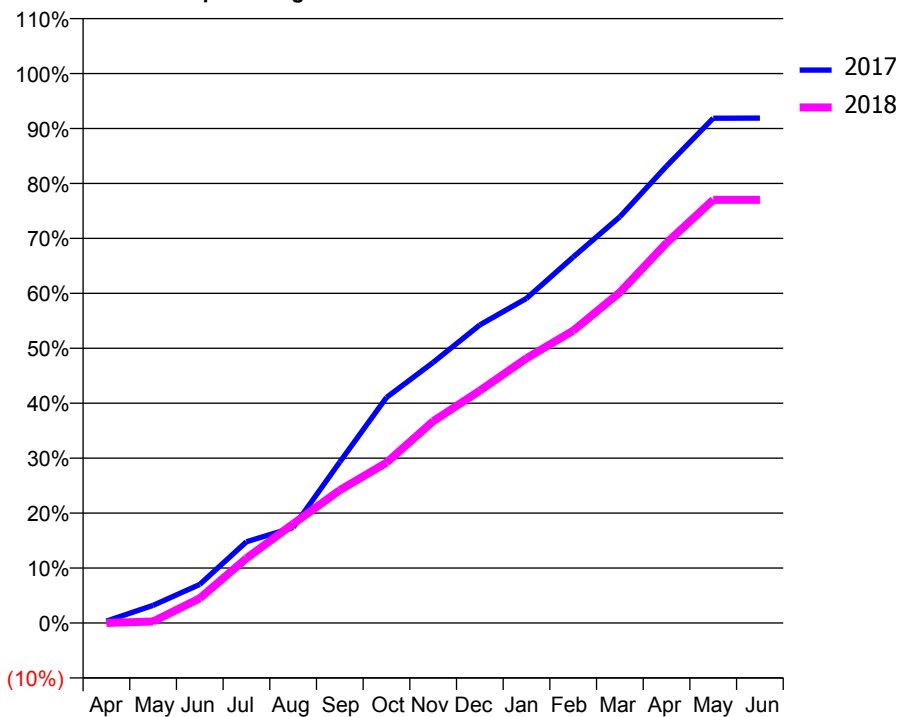
ACCESS*

Patients seen in 24 months	Total	Change since previous quarter
Quarter ending March 2017	2,930	
Quarter ending June 2017	3,026	↑
Quarter ending September 2017	2,969	↓
Quarter ending December 2017	2,904	↓
Quarter ending March 2018	2,851	↓
Variance since March 2017	(2.7%)	↓



ACTIVITY

Cumulative percentage of contracted UDA delivered 2017 & 2018



Month	Adjusted Scheduled Activity (UDA)	
	2017	2018
April	32	0
May	290	25
June	633	406
July	1,332	1,060
August	1,564	1,623
September	2,637	2,177
October	3,695	2,626
November	4,269	3,306
December	4,882	3,805
January	5,318	4,337
February	5,994	4,789
March	6,653	5,416
April	7,485	6,226
May	8,267	6,931
June	8,270	6,931

QUALITY

	Quantity	Base Number	Contract	AT	Region	England
% of FP17s for the same patient ID Re-attending within 3 months - Children	25	632	4.0%	9.1%	11.5%	11.9%
% of FP17s for the same patient ID Re-attending within 3 months - Adults	433	3,070	14.1%	13.5%	15.9%	16.0%
% of FP17s for the same patient ID Re-attending between 3 & 9 months - Children	345	632	54.6%	61.7%	60.6%	58.3%
% of FP17s for the same patient ID Re-attending between 3 & 9 months - Adults	1,355	3,070	44.1%	51.8%	51.6%	50.3%
% of FP17s for Band 1 Urgent Courses	580	3,643	15.9%	8.1%	9.5%	9.1%
% of FP17s Relating to Free Repair or Replacements	70	3,643	1.9%	0.7%	0.7%	0.8%
% of FP17s Relating to Continuations	1	3,643	0.0%	1.0%	1.0%	1.0%
% of Patients satisfied with the dentistry they have received	10	14	71.4%	92.8%	92.0%	91.5%
% of Patients satisfied with the time they had to wait for an appointment	11	14	78.6%	88.4%	88.1%	87.9%

* This is based on patients treated on this contract for their most recent course of treatment. Figures in italics indicate the base number of FP17s or Patient Questionnaire responses are less than 100. N/A is shown where the base number of responses is less than 10 during the period. % is calculated as Quantity/Base number*100

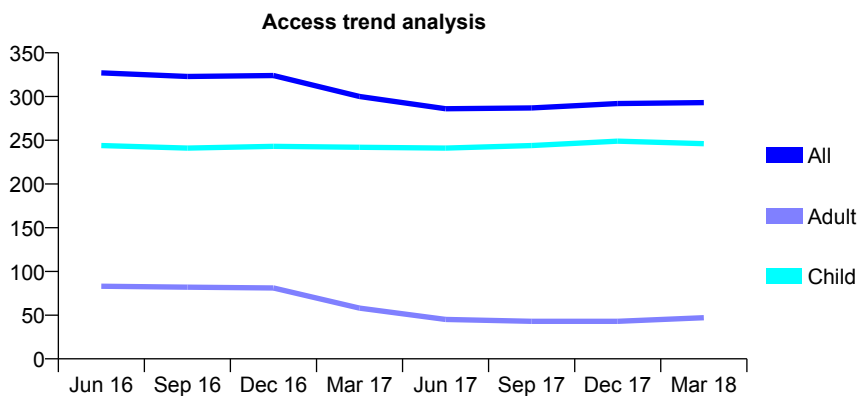
Q64 - Vital Signs At a Glance Contract Report for 179442/0001 - Year end March 2018

Name or company name	Mr Carl Stuart Sainsbury Roberts
Contract type name	GDS Contract
Purpose of contract	General and Orthodontic
Contract start date	01/04/2014
Contract end date	

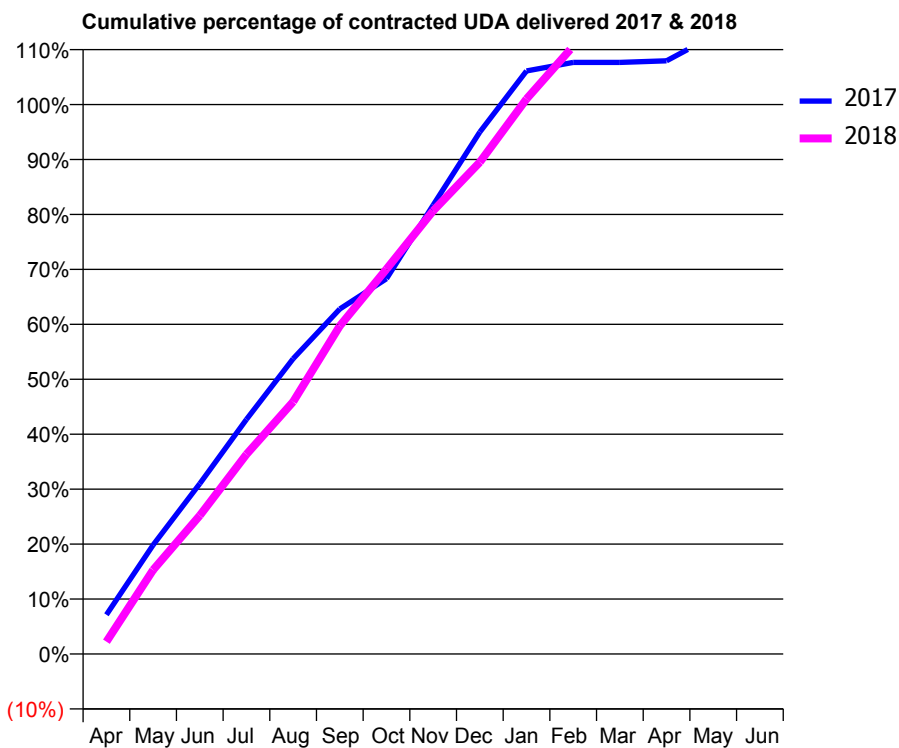
17/18 Contracted general activity (UDA)	400
Carry forward general activity (UDA)	-8
17/18 Contracted orthodontic activity (UOA)	0
Carry forward orthodontic activity (UOA)	0
Baseline contract value	£9,927.55

ACCESS*

Patients seen in 24 months	Total	Change since previous quarter
Quarter ending March 2017	300	
Quarter ending June 2017	286	↓
Quarter ending September 2017	287	→
Quarter ending December 2017	292	→
Quarter ending March 2018	293	→
Variance since March 2017	(2.3%)	↓



ACTIVITY



Month	Adjusted Scheduled Activity (UDA)	
	2017	2018
April	29	9
May	79	61
June	124	101
July	171	145
August	215	184
September	251	239
October	273	280
November	327	323
December	380	358
January	424	404
February	431	442
March	431	473
April	432	481
May	450	482
June	450	482

QUALITY

	Quantity	Base Number	Contract	AT	Region	England
% of FP17s for the same patient ID Re-attending within 3 months - Children	21	348	6.0%	9.1%	11.5%	11.9%
% of FP17s for the same patient ID Re-attending within 3 months - Adults	4	21	19.0%	13.5%	15.9%	16.0%
% of FP17s for the same patient ID Re-attending between 3 & 9 months - Children	148	348	42.5%	61.7%	60.6%	58.3%
% of FP17s for the same patient ID Re-attending between 3 & 9 months - Adults	5	21	23.8%	51.8%	51.6%	50.3%
% of FP17s for Band 1 Urgent Courses	17	365	4.7%	8.1%	9.5%	9.1%
% of FP17s Relating to Free Repair or Replacements	0	365	0.0%	0.7%	0.7%	0.8%
% of FP17s Relating to Continuations	0	365	0.0%	1.0%	1.0%	1.0%
% of Patients satisfied with the dentistry they have received	0	0	N/A	92.8%	92.0%	91.5%
% of Patients satisfied with the time they had to wait for an appointment	0	0	N/A	88.4%	88.1%	87.9%

* This is based on patients treated on this contract for their most recent course of treatment. Figures in italics indicate the base number of FP17s or Patient Questionnaire responses are less than 100. N/A is shown where the base number of responses is less than 10 during the period. % is calculated as Quantity/Base number*100

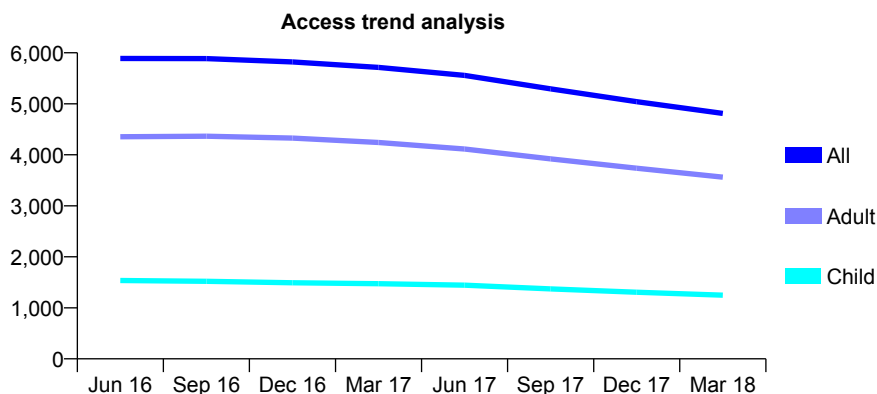
Q64 - Vital Signs At a Glance Contract Report for 181110/0001 - Year end March 2018

Name or company name	IDH Limited
Contract type name	GDS Contract
Purpose of contract	General
Contract start date	01/03/2008
Contract end date	

17/18 Contracted general activity (UDA)	15,100
Carry forward general activity (UDA)	0
17/18 Contracted orthodontic activity (UOA)	0
Carry forward orthodontic activity (UOA)	0
Baseline contract value	£407,332.22

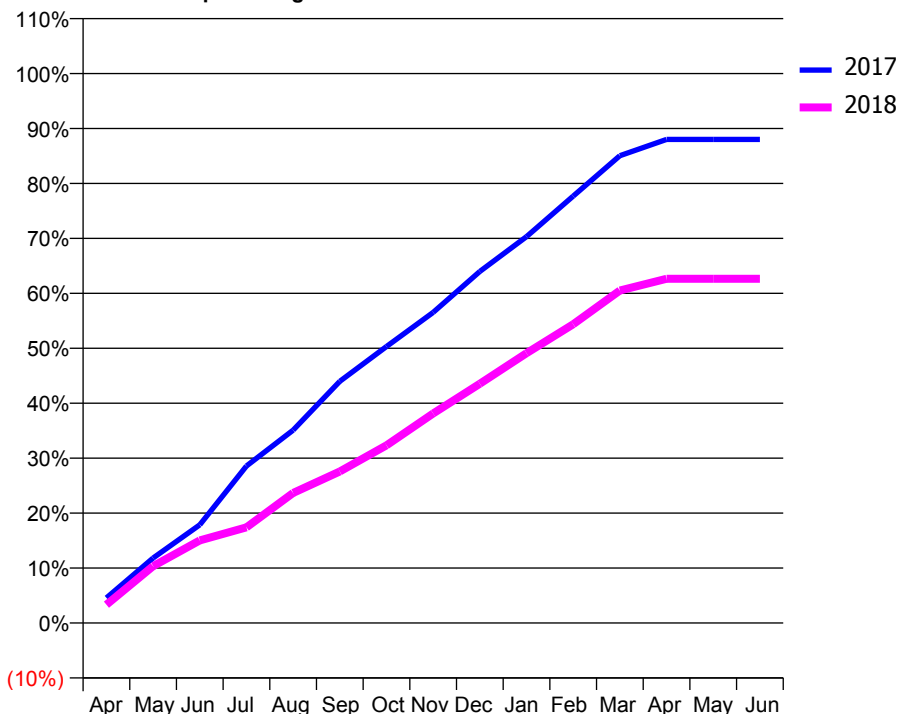
ACCESS*

Patients seen in 24 months	Total	Change since previous quarter
Quarter ending March 2017	5,713	
Quarter ending June 2017	5,558	↓
Quarter ending September 2017	5,292	↓
Quarter ending December 2017	5,042	↓
Quarter ending March 2018	4,812	↓
Variance since March 2017	(15.8%)	↓



ACTIVITY

Cumulative percentage of contracted UDA delivered 2017 & 2018



Month	Adjusted Scheduled Activity (UDA)	
	2017	2018
April	692	505
May	1,785	1,563
June	2,700	2,271
July	4,316	2,627
August	5,299	3,575
September	6,643	4,165
October	7,597	4,884
November	8,538	5,759
December	9,661	6,575
January	10,618	7,413
February	11,730	8,211
March	12,840	9,135
April	13,289	9,461
May	13,289	9,461
June	13,289	9,458

QUALITY

	Quantity	Base Number	Contract	AT	Region	England
% of FP17s for the same patient ID Re-attending within 3 months - Children	96	1,358	7.1%	9.1%	11.5%	11.9%
% of FP17s for the same patient ID Re-attending within 3 months - Adults	572	3,652	15.7%	13.5%	15.9%	16.0%
% of FP17s for the same patient ID Re-attending between 3 & 9 months - Children	492	1,358	36.2%	61.7%	60.6%	58.3%
% of FP17s for the same patient ID Re-attending between 3 & 9 months - Adults	1,094	3,652	30.0%	51.8%	51.6%	50.3%
% of FP17s for Band 1 Urgent Courses	591	4,907	12.0%	8.1%	9.5%	9.1%
% of FP17s Relating to Free Repair or Replacements	51	4,907	1.0%	0.7%	0.7%	0.8%
% of FP17s Relating to Continuations	128	4,907	2.6%	1.0%	1.0%	1.0%
% of Patients satisfied with the dentistry they have received	8	9	N/A	92.8%	92.0%	91.5%
% of Patients satisfied with the time they had to wait for an appointment	3	9	N/A	88.4%	88.1%	87.9%

* This is based on patients treated on this contract for their most recent course of treatment. Figures in italics indicate the base number of FP17s or Patient Questionnaire responses are less than 100. N/A is shown where the base number of responses is less than 10 during the period. % is calculated as Quantity/Base number*100

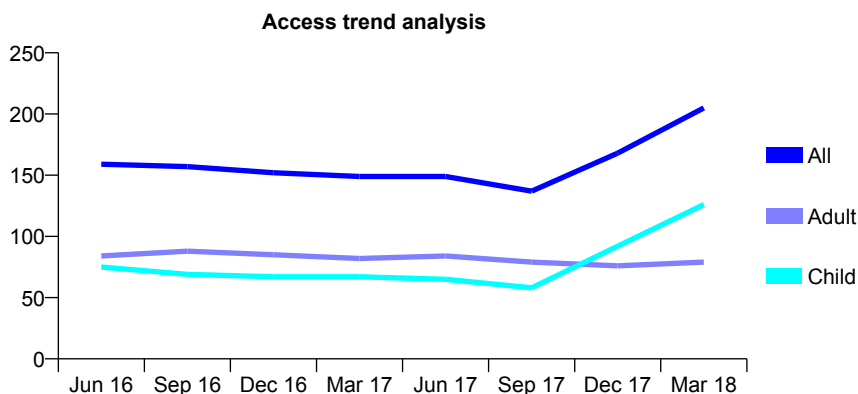
Q64 - Vital Signs At a Glance Contract Report for 181420/0001 - Year end March 2018

Name or company name	The Cottage Dental & Implant Clinic Limited
Contract type name	GDS Contract
Purpose of contract	General
Contract start date	01/12/2008
Contract end date	

17/18 Contracted general activity (UDA)	650
Carry forward general activity (UDA)	-6
17/18 Contracted orthodontic activity (UOA)	0
Carry forward orthodontic activity (UOA)	0
Baseline contract value	£15,631.57

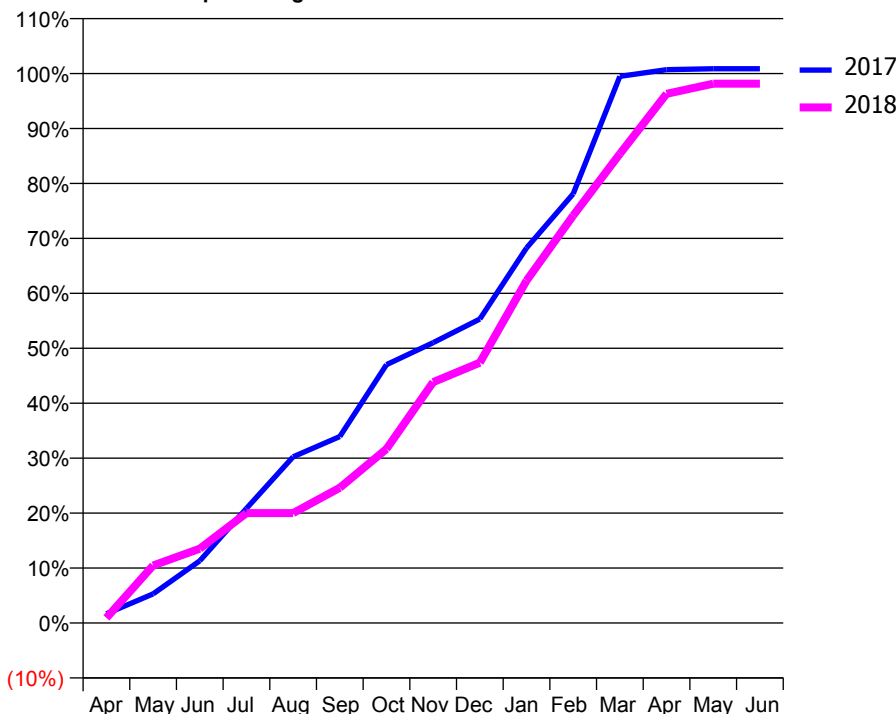
ACCESS*

Patients seen in 24 months	Total	Change since previous quarter
Quarter ending March 2017	149	
Quarter ending June 2017	149	→
Quarter ending September 2017	137	↓
Quarter ending December 2017	168	↑
Quarter ending March 2018	205	↑
Variance since March 2017	37.6%	↑



ACTIVITY

Cumulative percentage of contracted UDA delivered 2017 & 2018



Adjusted Scheduled Activity (UDA)

Month	2017	2018
April	11	6
May	34	68
June	74	88
July	136	130
August	197	130
September	221	160
October	306	206
November	332	285
December	360	308
January	444	405
February	508	482
March	647	555
April	655	626
May	656	638
June	656	638

QUALITY

	Quantity	Base Number	Contract	AT	Region	England
% of FP17s for the same patient ID Re-attending within 3 months - Children	10	151	6.6%	9.1%	11.5%	11.9%
% of FP17s for the same patient ID Re-attending within 3 months - Adults	10	85	11.8%	13.5%	15.9%	16.0%
% of FP17s for the same patient ID Re-attending between 3 & 9 months - Children	48	151	31.8%	61.7%	60.6%	58.3%
% of FP17s for the same patient ID Re-attending between 3 & 9 months - Adults	55	85	64.7%	51.8%	51.6%	50.3%
% of FP17s for Band 1 Urgent Courses	0	240	0.0%	8.1%	9.5%	9.1%
% of FP17s Relating to Free Repair or Replacements	0	240	0.0%	0.7%	0.7%	0.8%
% of FP17s Relating to Continuations	6	240	2.5%	1.0%	1.0%	1.0%
% of Patients satisfied with the dentistry they have received	1	1	N/A	92.8%	92.0%	91.5%
% of Patients satisfied with the time they had to wait for an appointment	1	1	N/A	88.4%	88.1%	87.9%

* This is based on patients treated on this contract for their most recent course of treatment. Figures in italics indicate the base number of FP17s or Patient Questionnaire responses are less than 100. N/A is shown where the base number of responses is less than 10 during the period. % is calculated as Quantity/Base number*100

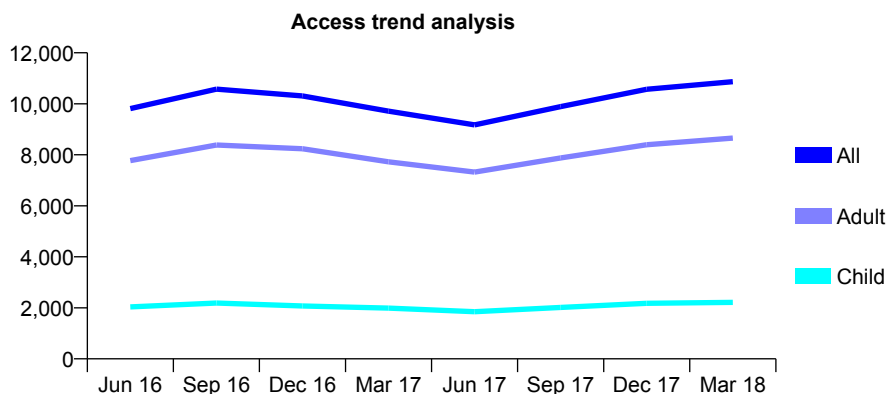
Q64 - Vital Signs At a Glance Contract Report for 182869/0001 - Year end March 2018

Name or company name	Market Place Dental Practice Ltd
Contract type name	GDS Contract
Purpose of contract	General
Contract start date	01/04/2007
Contract end date	

17/18 Contracted general activity (UDA)	25,000
Carry forward general activity (UDA)	258
17/18 Contracted orthodontic activity (UOA)	0
Carry forward orthodontic activity (UOA)	0
Baseline contract value	£641,908.33

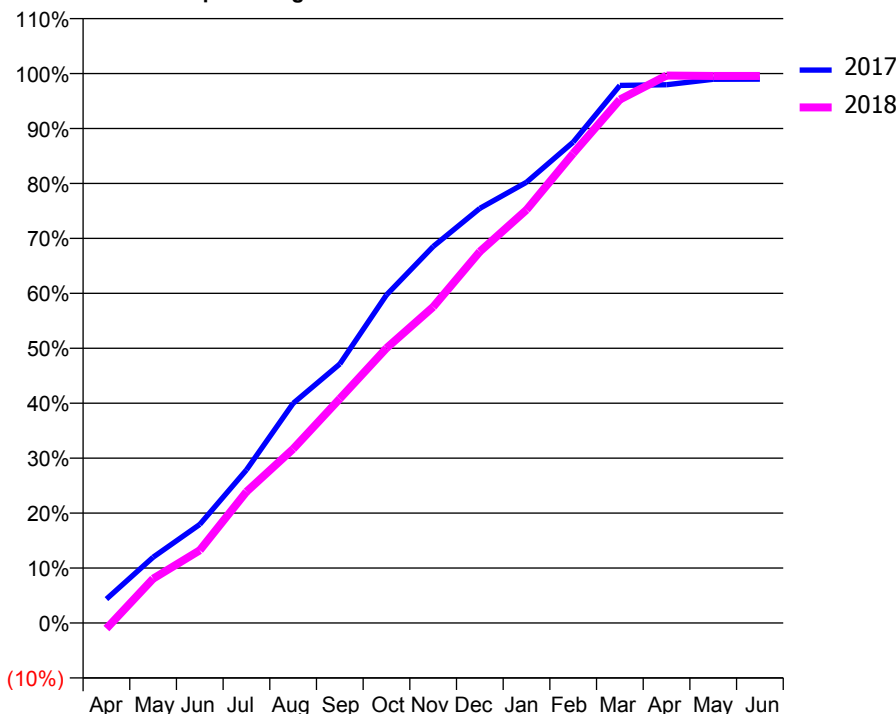
ACCESS*

Patients seen in 24 months	Total	Change since previous quarter
Quarter ending March 2017	9,714	
Quarter ending June 2017	9,173	↓
Quarter ending September 2017	9,891	↑
Quarter ending December 2017	10,571	↑
Quarter ending March 2018	10,868	↑
Variance since March 2017	11.9%	↑



ACTIVITY

Cumulative percentage of contracted UDA delivered 2017 & 2018



Month	Adjusted Scheduled Activity (UDA)	
	2017	2018
April	1,092	-258
May	2,996	2,019
June	4,489	3,312
July	6,967	5,971
August	9,998	7,919
September	11,782	10,209
October	14,925	12,506
November	17,128	14,381
December	18,867	16,901
January	20,054	18,797
February	21,878	21,362
March	24,459	23,814
April	24,490	24,908
May	24,738	24,887
June	24,742	24,891

QUALITY

	Quantity	Base Number	Contract	AT	Region	England
% of FP17s for the same patient ID Re-attending within 3 months - Children	117	2,763	4.2%	9.1%	11.5%	11.9%
% of FP17s for the same patient ID Re-attending within 3 months - Adults	1,239	11,207	11.1%	13.5%	15.9%	16.0%
% of FP17s for the same patient ID Re-attending between 3 & 9 months - Children	1,181	2,763	42.7%	61.7%	60.6%	58.3%
% of FP17s for the same patient ID Re-attending between 3 & 9 months - Adults	4,942	11,207	44.1%	51.8%	51.6%	50.3%
% of FP17s for Band 1 Urgent Courses	1,098	14,364	7.6%	8.1%	9.5%	9.1%
% of FP17s Relating to Free Repair or Replacements	76	14,364	0.5%	0.7%	0.7%	0.8%
% of FP17s Relating to Continuations	230	14,364	1.6%	1.0%	1.0%	1.0%
% of Patients satisfied with the dentistry they have received	10	11	90.9%	92.8%	92.0%	91.5%
% of Patients satisfied with the time they had to wait for an appointment	9	11	81.8%	88.4%	88.1%	87.9%

* This is based on patients treated on this contract for their most recent course of treatment. Figures in italics indicate the base number of FP17s or Patient Questionnaire responses are less than 100. N/A is shown where the base number of responses is less than 10 during the period. % is calculated as Quantity/Base number*100

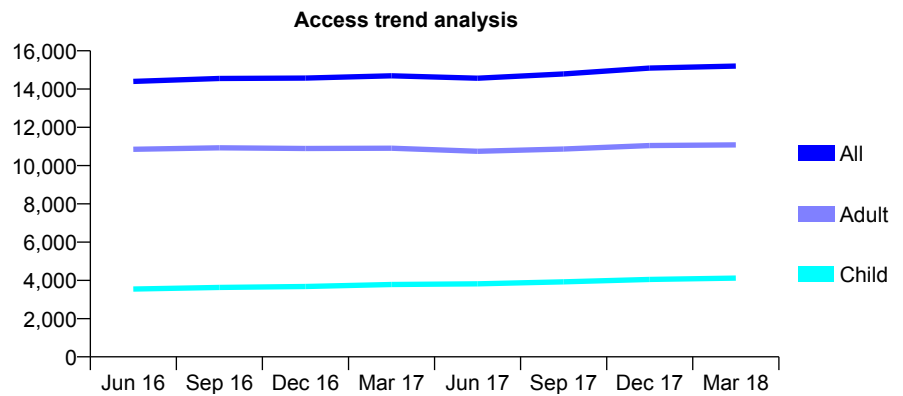
Q64 - Vital Signs At a Glance Contract Report for 182877/0002 - Year end March 2018

Name or company name	Smileright Limited
Contract type name	GDS Contract
Purpose of contract	General
Contract start date	01/04/2011
Contract end date	

17/18 Contracted general activity (UDA)	50,008
Carry forward general activity (UDA)	801
17/18 Contracted orthodontic activity (UOA)	0
Carry forward orthodontic activity (UOA)	0
Baseline contract value	£1,192,608.25

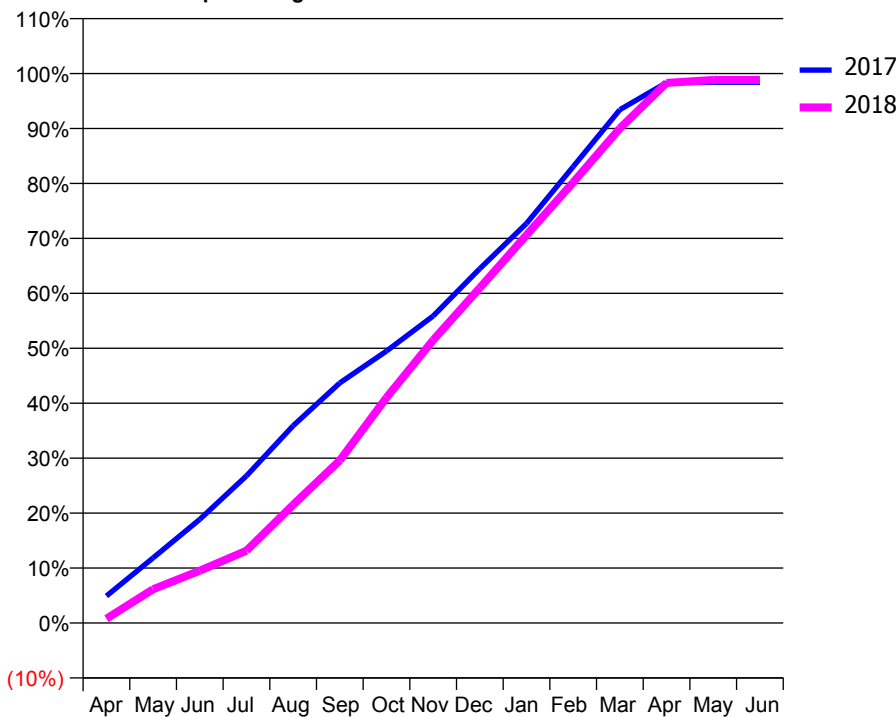
ACCESS*

Patients seen in 24 months	Total	Change since previous quarter
Quarter ending March 2017	14,694	
Quarter ending June 2017	14,567	→
Quarter ending September 2017	14,787	→
Quarter ending December 2017	15,095	↑
Quarter ending March 2018	15,201	→
Variance since March 2017	3.5%	↑



ACTIVITY

Cumulative percentage of contracted UDA delivered 2017 & 2018



Month	Adjusted Scheduled Activity (UDA)	
	2017	2018
April	2,457	390
May	5,923	3,072
June	9,436	4,763
July	13,388	6,584
August	17,954	10,758
September	21,844	14,794
October	24,754	20,515
November	27,937	25,745
December	32,256	30,504
January	36,362	35,310
February	41,537	40,099
March	46,716	45,018
April	49,184	49,156
May	49,207	49,417
June	49,207	49,417

QUALITY

	Quantity	Base Number	Contract	AT	Region	England
% of FP17s for the same patient ID Re-attending within 3 months - Children	296	4,699	6.3%	9.1%	11.5%	11.9%
% of FP17s for the same patient ID Re-attending within 3 months - Adults	1,062	11,284	9.4%	13.5%	15.9%	16.0%
% of FP17s for the same patient ID Re-attending between 3 & 9 months - Children	2,186	4,699	46.5%	61.7%	60.6%	58.3%
% of FP17s for the same patient ID Re-attending between 3 & 9 months - Adults	4,700	11,284	41.7%	51.8%	51.6%	50.3%
% of FP17s for Band 1 Urgent Courses	565	16,862	3.4%	8.1%	9.5%	9.1%
% of FP17s Relating to Free Repair or Replacements	152	16,862	0.9%	0.7%	0.7%	0.8%
% of FP17s Relating to Continuations	133	16,862	0.8%	1.0%	1.0%	1.0%
% of Patients satisfied with the dentistry they have received	18	20	90.0%	92.8%	92.0%	91.5%
% of Patients satisfied with the time they had to wait for an appointment	19	20	95.0%	88.4%	88.1%	87.9%

* This is based on patients treated on this contract for their most recent course of treatment. Figures in italics indicate the base number of FP17s or Patient Questionnaire responses are less than 100. N/A is shown where the base number of responses is less than 10 during the period. % is calculated as Quantity/Base number*100

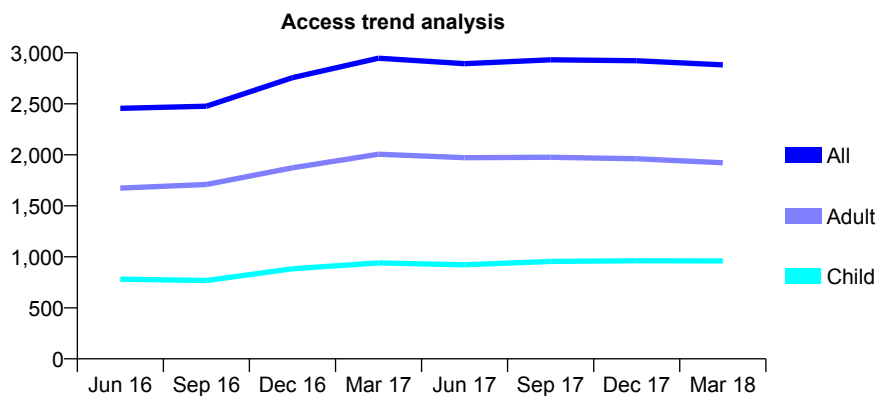
Q64 - Vital Signs At a Glance Contract Report for 184209/0001 - Year end March 2018

Name or company name	Smilecare Swindon Limited
Contract type name	PDS Plus Contract
Purpose of contract	General
Contract start date	01/04/2013
Contract end date	30/06/2018

17/18 Contracted general activity (UDA)	16,000
Carry forward general activity (UDA)	0
17/18 Contracted orthodontic activity (UOA)	0
Carry forward orthodontic activity (UOA)	0
Baseline contract value	£196,809.03

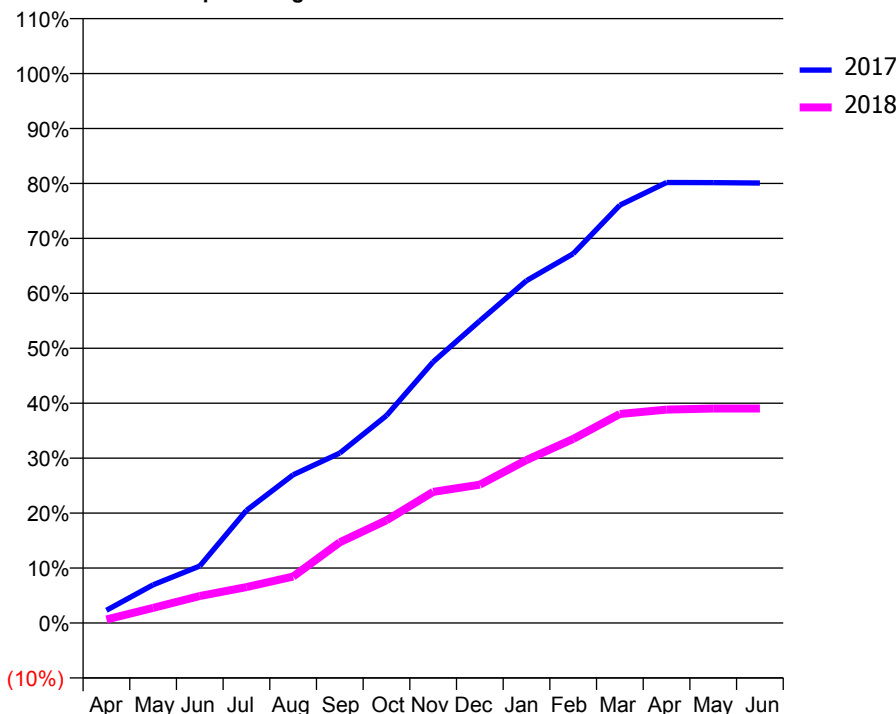
ACCESS*

Patients seen in 24 months	Total	Change since previous quarter
Quarter ending March 2017	2,947	
Quarter ending June 2017	2,894	↓
Quarter ending September 2017	2,931	→
Quarter ending December 2017	2,922	→
Quarter ending March 2018	2,882	↓
Variance since March 2017	(2.2%)	↓



ACTIVITY

Cumulative percentage of contracted UDA delivered 2017 & 2018



Month	Adjusted Scheduled Activity (UDA)	
	2017	2018
April	279	102
May	835	440
June	1,244	784
July	2,459	1,045
August	3,237	1,352
September	3,711	2,353
October	4,529	2,992
November	5,702	3,819
December	6,599	4,029
January	7,478	4,747
February	8,066	5,359
March	9,125	6,085
April	9,621	6,213
May	9,618	6,245
June	9,608	6,244

QUALITY

	Quantity	Base Number	Contract	AT	Region	England
% of FP17s for the same patient ID Re-attending within 3 months - Children	59	1,029	5.7%	9.1%	11.5%	11.9%
% of FP17s for the same patient ID Re-attending within 3 months - Adults	271	2,110	12.8%	13.5%	15.9%	16.0%
% of FP17s for the same patient ID Re-attending between 3 & 9 months - Children	521	1,029	50.6%	61.7%	60.6%	58.3%
% of FP17s for the same patient ID Re-attending between 3 & 9 months - Adults	1,013	2,110	48.0%	51.8%	51.6%	50.3%
% of FP17s for Band 1 Urgent Courses	321	3,173	10.1%	8.1%	9.5%	9.1%
% of FP17s Relating to Free Repair or Replacements	38	3,173	1.2%	0.7%	0.7%	0.8%
% of FP17s Relating to Continuations	8	3,173	0.3%	1.0%	1.0%	1.0%
% of Patients satisfied with the dentistry they have received	4	5	N/A	92.8%	92.0%	91.5%
% of Patients satisfied with the time they had to wait for an appointment	4	5	N/A	88.4%	88.1%	87.9%

* This is based on patients treated on this contract for their most recent course of treatment. Figures in italics indicate the base number of FP17s or Patient Questionnaire responses are less than 100. N/A is shown where the base number of responses is less than 10 during the period. % is calculated as Quantity/Base number*100

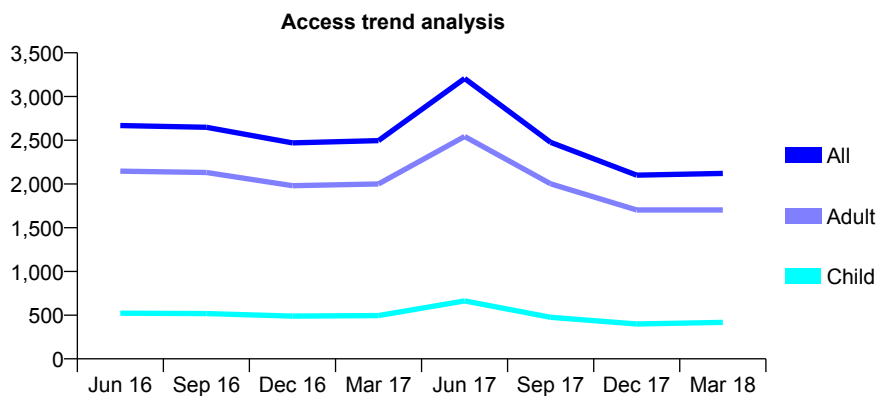
Q64 - Vital Signs At a Glance Contract Report for 184381/0002 - Year end March 2018

Name or company name	Tetbury Dental Practice
Contract type name	GDS Contract
Purpose of contract	General
Contract start date	01/04/2012
Contract end date	

17/18 Contracted general activity (UDA)	6,131
Carry forward general activity (UDA)	0
17/18 Contracted orthodontic activity (UOA)	0
Carry forward orthodontic activity (UOA)	0
Baseline contract value	£127,192.26

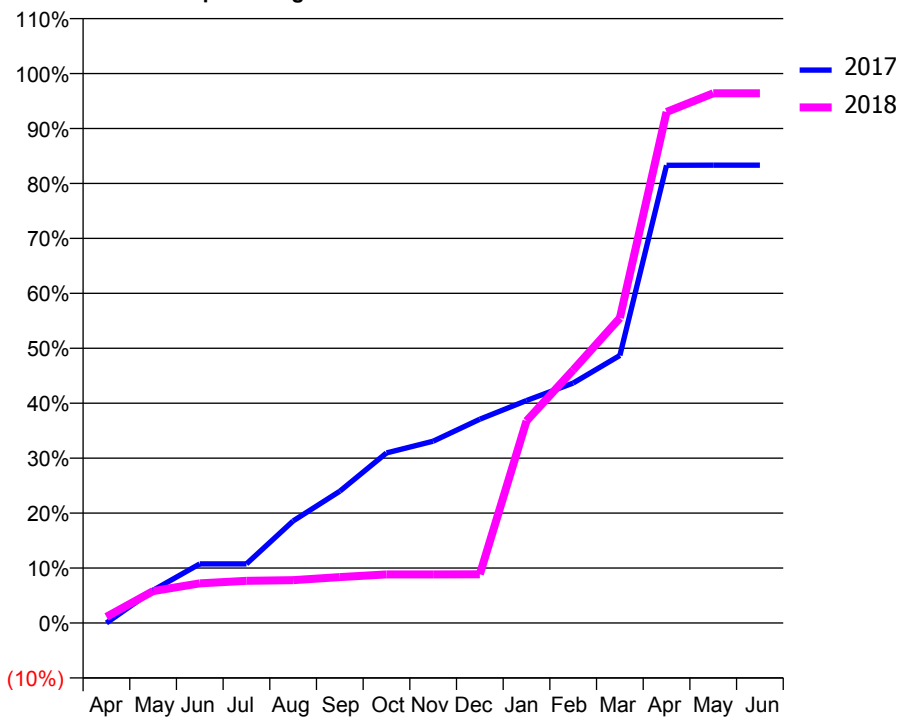
ACCESS*

Patients seen in 24 months	Total	Change since previous quarter
Quarter ending March 2017	2,495	
Quarter ending June 2017	3,206	↑
Quarter ending September 2017	2,476	↓
Quarter ending December 2017	2,101	↓
Quarter ending March 2018	2,120	→
Variance since March 2017	(15.0%)	↓



ACTIVITY

Cumulative percentage of contracted UDA delivered 2017 & 2018



QUALITY

	Quantity	Base Number	Contract	AT	Region	England
% of FP17s for the same patient ID Re-attending within 3 months - Children	27	833	3.2%	9.1%	11.5%	11.9%
% of FP17s for the same patient ID Re-attending within 3 months - Adults	187	2,873	6.5%	13.5%	15.9%	16.0%
% of FP17s for the same patient ID Re-attending between 3 & 9 months - Children	269	833	32.3%	61.7%	60.6%	58.3%
% of FP17s for the same patient ID Re-attending between 3 & 9 months - Adults	565	2,873	19.7%	51.8%	51.6%	50.3%
% of FP17s for Band 1 Urgent Courses	321	2,955	10.9%	8.1%	9.5%	9.1%
% of FP17s Relating to Free Repair or Replacements	22	2,955	0.7%	0.7%	0.7%	0.8%
% of FP17s Relating to Continuations	48	2,955	1.6%	1.0%	1.0%	1.0%
% of Patients satisfied with the dentistry they have received	1	1	N/A	92.8%	92.0%	91.5%
% of Patients satisfied with the time they had to wait for an appointment	1	1	N/A	88.4%	88.1%	87.9%

* This is based on patients treated on this contract for their most recent course of treatment. Figures in italics indicate the base number of FP17s or Patient Questionnaire responses are less than 100. N/A is shown where the base number of responses is less than 10 during the period. % is calculated as Quantity/Base number*100

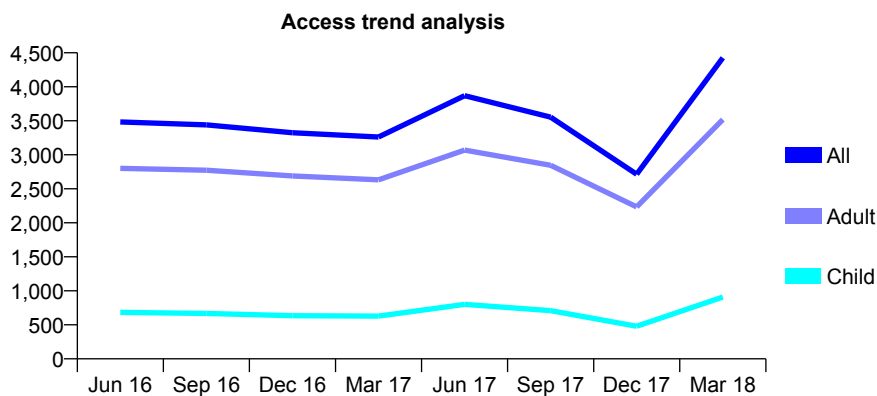
Q64 - Vital Signs At a Glance Contract Report for 184381/0003 - Year end March 2018

Name or company name	Tetbury Dental Practice
Contract type name	GDS Contract
Purpose of contract	General
Contract start date	01/04/2012
Contract end date	

17/18 Contracted general activity (UDA)	11,640
Carry forward general activity (UDA)	0
17/18 Contracted orthodontic activity (UOA)	0
Carry forward orthodontic activity (UOA)	0
Baseline contract value	£241,240.38

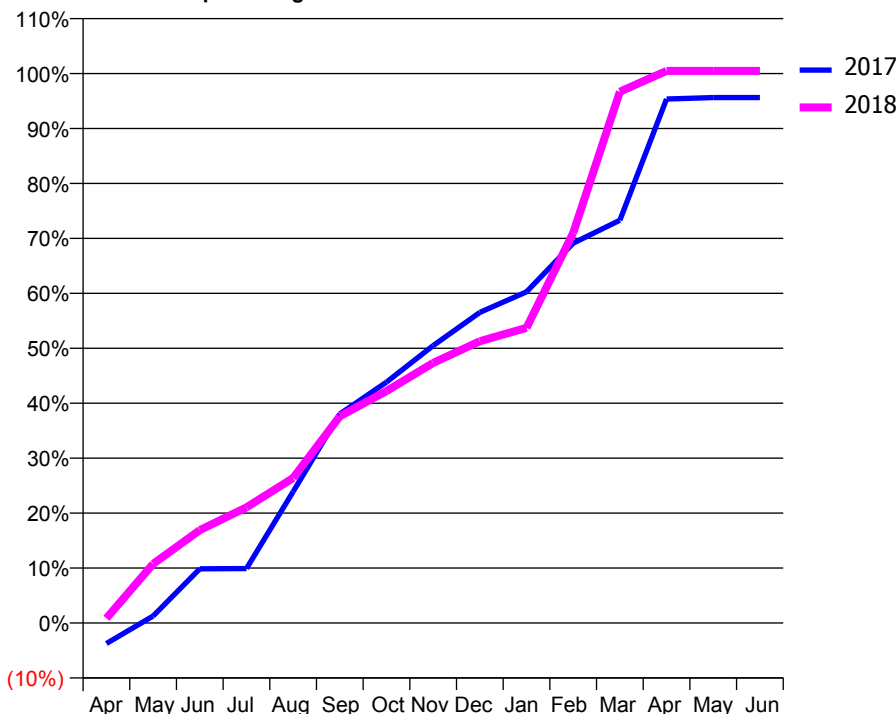
ACCESS*

Patients seen in 24 months	Total	Change since previous quarter
Quarter ending March 2017	3,262	
Quarter ending June 2017	3,869	↑
Quarter ending September 2017	3,554	↓
Quarter ending December 2017	2,715	↓
Quarter ending March 2018	4,426	↑
Variance since March 2017	35.7%	↑



ACTIVITY

Cumulative percentage of contracted UDA delivered 2017 & 2018



Month	Adjusted Scheduled Activity (UDA)	
	2017	2018
April	-437	99
May	148	1,252
June	1,148	1,968
July	1,153	2,451
August	2,785	3,072
September	4,427	4,379
October	5,103	4,913
November	5,876	5,510
December	6,580	5,970
January	7,016	6,251
February	8,046	8,263
March	8,532	11,254
April	11,099	11,696
May	11,130	11,696
June	11,131	11,696

QUALITY

	Quantity	Base Number	Contract	AT	Region	England
% of FP17s for the same patient ID Re-attending within 3 months - Children	53	1,546	3.4%	9.1%	11.5%	11.9%
% of FP17s for the same patient ID Re-attending within 3 months - Adults	374	5,743	6.5%	13.5%	15.9%	16.0%
% of FP17s for the same patient ID Re-attending between 3 & 9 months - Children	574	1,546	37.1%	61.7%	60.6%	58.3%
% of FP17s for the same patient ID Re-attending between 3 & 9 months - Adults	2,237	5,743	39.0%	51.8%	51.6%	50.3%
% of FP17s for Band 1 Urgent Courses	512	6,227	8.2%	8.1%	9.5%	9.1%
% of FP17s Relating to Free Repair or Replacements	37	6,227	0.6%	0.7%	0.7%	0.8%
% of FP17s Relating to Continuations	60	6,227	1.0%	1.0%	1.0%	1.0%
% of Patients satisfied with the dentistry they have received	8	8	N/A	92.8%	92.0%	91.5%
% of Patients satisfied with the time they had to wait for an appointment	8	8	N/A	88.4%	88.1%	87.9%

* This is based on patients treated on this contract for their most recent course of treatment. Figures in italics indicate the base number of FP17s or Patient Questionnaire responses are less than 100. N/A is shown where the base number of responses is less than 10 during the period. % is calculated as Quantity/Base number*100

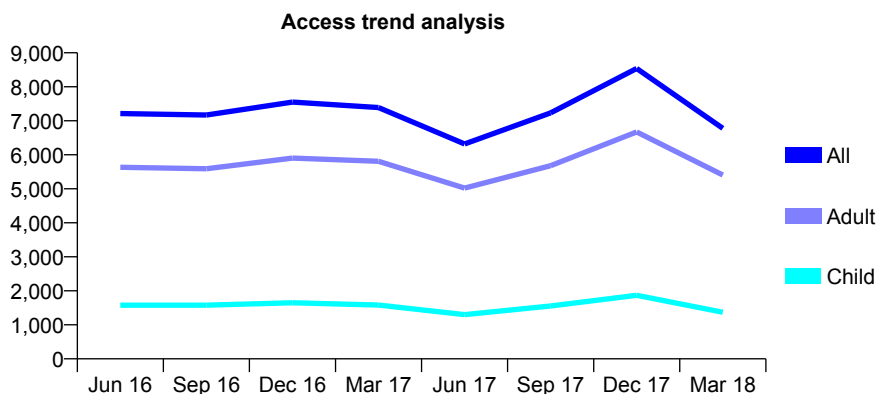
Q64 - Vital Signs At a Glance Contract Report for 184381/0004 - Year end March 2018

Name or company name	Tetbury Dental Practice
Contract type name	GDS Contract
Purpose of contract	General
Contract start date	01/04/2012
Contract end date	

17/18 Contracted general activity (UDA)	18,740
Carry forward general activity (UDA)	606
17/18 Contracted orthodontic activity (UOA)	0
Carry forward orthodontic activity (UOA)	0
Baseline contract value	£397,268.21

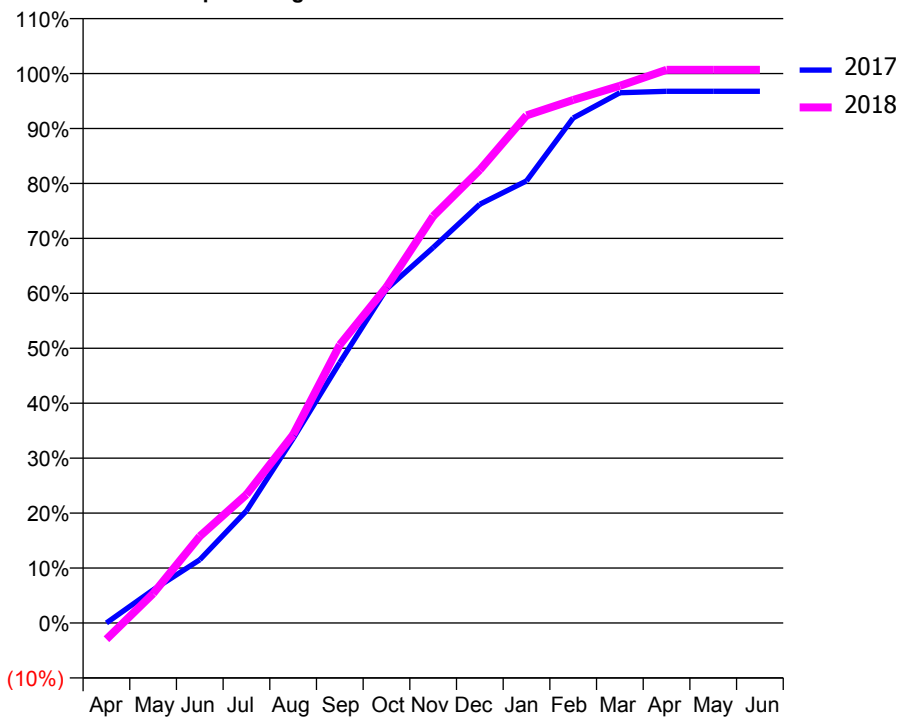
ACCESS*

Patients seen in 24 months	Total	Change since previous quarter
Quarter ending March 2017	7,390	
Quarter ending June 2017	6,321	↓
Quarter ending September 2017	7,234	↑
Quarter ending December 2017	8,540	↑
Quarter ending March 2018	6,777	↓
Variance since March 2017	(8.3%)	↓



ACTIVITY

Cumulative percentage of contracted UDA delivered 2017 & 2018



Month	Adjusted Scheduled Activity (UDA)	
	2017	2018
April	0	-555
May	1,129	1,002
June	2,159	2,958
July	3,825	4,381
August	6,293	6,425
September	8,885	9,488
October	11,390	11,456
November	12,806	13,873
December	14,281	15,454
January	15,076	17,312
February	17,223	17,839
March	18,085	18,322
April	18,132	18,864
May	18,133	18,866
June	18,134	18,864

QUALITY

	Quantity	Base Number	Contract	AT	Region	England
% of FP17s for the same patient ID Re-attending within 3 months - Children	68	2,331	2.9%	9.1%	11.5%	11.9%
% of FP17s for the same patient ID Re-attending within 3 months - Adults	785	8,193	9.6%	13.5%	15.9%	16.0%
% of FP17s for the same patient ID Re-attending between 3 & 9 months - Children	1,059	2,331	45.4%	61.7%	60.6%	58.3%
% of FP17s for the same patient ID Re-attending between 3 & 9 months - Adults	3,023	8,193	36.9%	51.8%	51.6%	50.3%
% of FP17s for Band 1 Urgent Courses	886	10,782	8.2%	8.1%	9.5%	9.1%
% of FP17s Relating to Free Repair or Replacements	77	10,782	0.7%	0.7%	0.7%	0.8%
% of FP17s Relating to Continuations	123	10,782	1.1%	1.0%	1.0%	1.0%
% of Patients satisfied with the dentistry they have received	6	6	N/A	92.8%	92.0%	91.5%
% of Patients satisfied with the time they had to wait for an appointment	5	6	N/A	88.4%	88.1%	87.9%

* This is based on patients treated on this contract for their most recent course of treatment. Figures in italics indicate the base number of FP17s or Patient Questionnaire responses are less than 100. N/A is shown where the base number of responses is less than 10 during the period. % is calculated as Quantity/Base number*100

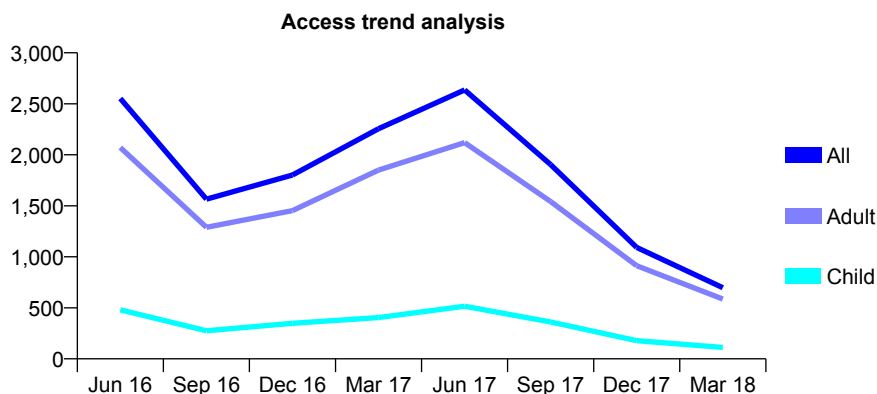
Q64 - Vital Signs At a Glance Contract Report for 186503/0001 - Year end March 2018

Name or company name	The Market Place Dental Practice Partnersl
Contract type name	GDS Contract
Purpose of contract	General
Contract start date	01/10/2012
Contract end date	

17/18 Contracted general activity (UDA)	7,022
Carry forward general activity (UDA)	0
17/18 Contracted orthodontic activity (UOA)	0
Carry forward orthodontic activity (UOA)	0
Baseline contract value	£158,018.93

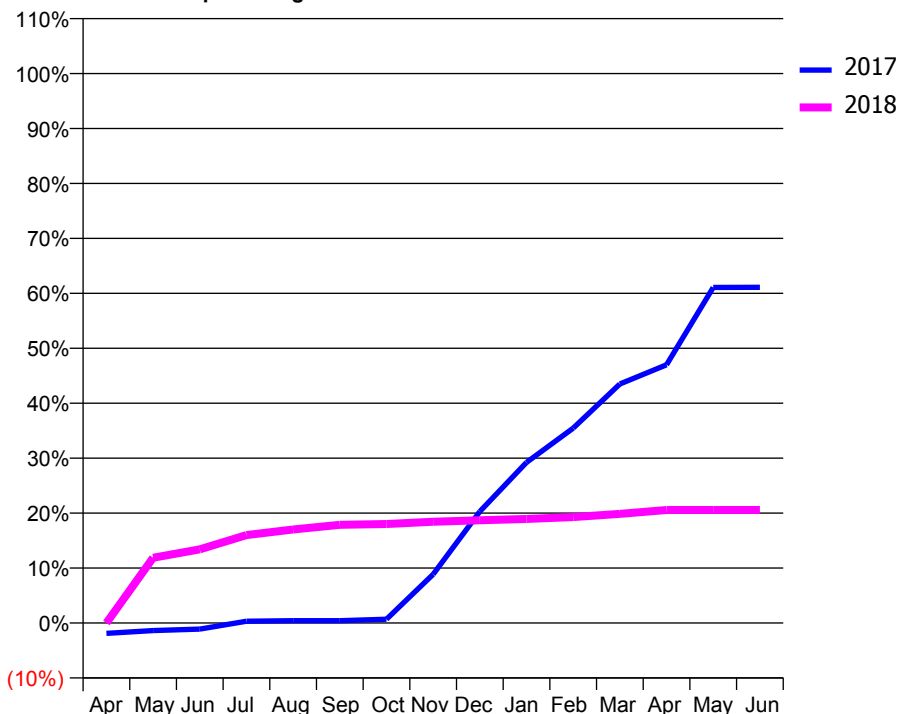
ACCESS*

Patients seen in 24 months	Total	Change since previous quarter
Quarter ending March 2017	2,255	
Quarter ending June 2017	2,636	↑
Quarter ending September 2017	1,904	↓
Quarter ending December 2017	1,092	↓
Quarter ending March 2018	698	↓
Variance since March 2017	(69.0%)	↓



ACTIVITY

Cumulative percentage of contracted UDA delivered 2017 & 2018



Month	Adjusted Scheduled Activity (UDA)	
	2017	2018
April	-134	0
May	-99	834
June	-80	942
July	24	1,124
August	29	1,195
September	29	1,254
October	48	1,265
November	623	1,295
December	1,426	1,314
January	2,052	1,330
February	2,490	1,354
March	3,054	1,395
April	3,299	1,444
May	4,289	1,444
June	4,290	1,444

QUALITY

	Quantity	Base Number	Contract	AT	Region	England
% of FP17s for the same patient ID Re-attending within 3 months - Children	2	265	0.8%	9.1%	11.5%	11.9%
% of FP17s for the same patient ID Re-attending within 3 months - Adults	40	1,083	3.7%	13.5%	15.9%	16.0%
% of FP17s for the same patient ID Re-attending between 3 & 9 months - Children	3	265	1.1%	61.7%	60.6%	58.3%
% of FP17s for the same patient ID Re-attending between 3 & 9 months - Adults	37	1,083	3.4%	51.8%	51.6%	50.3%
% of FP17s for Band 1 Urgent Courses	44	675	6.5%	8.1%	9.5%	9.1%
% of FP17s Relating to Free Repair or Replacements	2	675	0.3%	0.7%	0.7%	0.8%
% of FP17s Relating to Continuations	7	675	1.0%	1.0%	1.0%	1.0%
% of Patients satisfied with the dentistry they have received	3	3	N/A	92.8%	92.0%	91.5%
% of Patients satisfied with the time they had to wait for an appointment	2	3	N/A	88.4%	88.1%	87.9%

* This is based on patients treated on this contract for their most recent course of treatment. Figures in italics indicate the base number of FP17s or Patient Questionnaire responses are less than 100. N/A is shown where the base number of responses is less than 10 during the period. % is calculated as Quantity/Base number*100

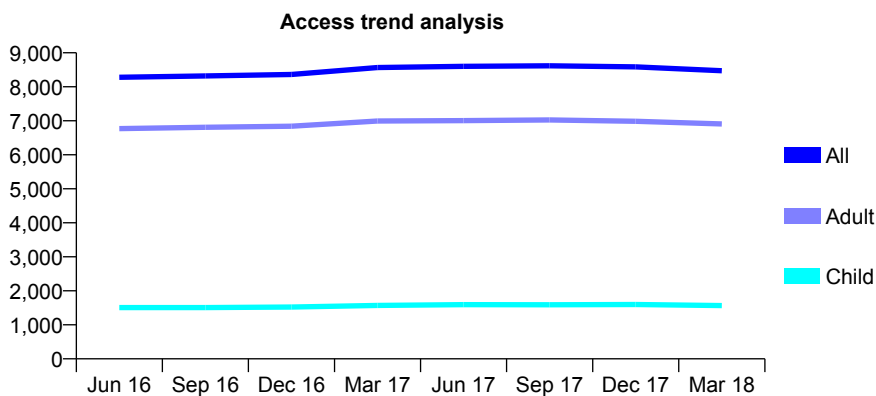
Q64 - Vital Signs At a Glance Contract Report for 187089/0001 - Year end March 2018

Name or company name	Execudent Limited
Contract type name	GDS Contract
Purpose of contract	General
Contract start date	01/04/2012
Contract end date	

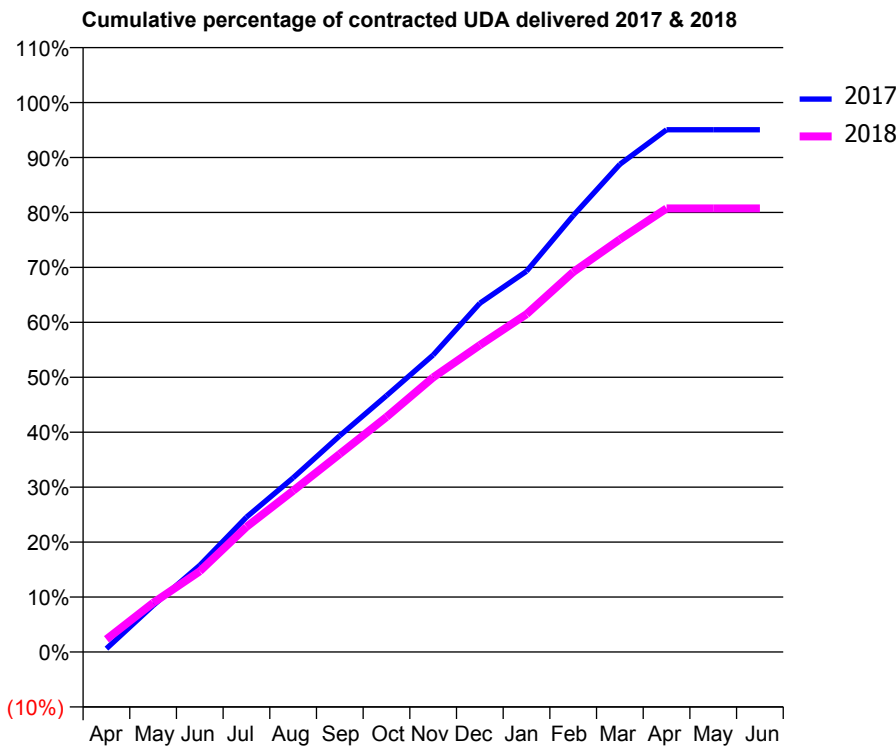
17/18 Contracted general activity (UDA)	29,491
Carry forward general activity (UDA)	0
17/18 Contracted orthodontic activity (UOA)	0
Carry forward orthodontic activity (UOA)	0
Baseline contract value	£605,755.90

ACCESS*

Patients seen in 24 months	Total	Change since previous quarter
Quarter ending March 2017	8,566	
Quarter ending June 2017	8,601	→
Quarter ending September 2017	8,618	→
Quarter ending December 2017	8,585	→
Quarter ending March 2018	8,474	↓
Variance since March 2017	(1.1%)	↓



ACTIVITY



Month	Adjusted Scheduled Activity (UDA)	
	2017	2018
April	179	683
May	2,495	2,637
June	4,653	4,336
July	7,238	6,717
August	9,350	8,656
September	11,613	10,631
October	13,758	12,615
November	15,941	14,740
December	18,717	16,468
January	20,434	18,132
February	23,423	20,396
March	26,177	22,144
April	28,027	23,805
May	28,027	23,805
June	28,027	23,805

QUALITY

	Quantity	Base Number	Contract	AT	Region	England
% of FP17s for the same patient ID Re-attending within 3 months - Children	84	2,026	4.1%	9.1%	11.5%	11.9%
% of FP17s for the same patient ID Re-attending within 3 months - Adults	719	8,767	8.2%	13.5%	15.9%	16.0%
% of FP17s for the same patient ID Re-attending between 3 & 9 months - Children	1,023	2,026	50.5%	61.7%	60.6%	58.3%
% of FP17s for the same patient ID Re-attending between 3 & 9 months - Adults	4,370	8,767	49.8%	51.8%	51.6%	50.3%
% of FP17s for Band 1 Urgent Courses	466	10,639	4.4%	8.1%	9.5%	9.1%
% of FP17s Relating to Free Repair or Replacements	56	10,639	0.5%	0.7%	0.7%	0.8%
% of FP17s Relating to Continuations	57	10,639	0.5%	1.0%	1.0%	1.0%
% of Patients satisfied with the dentistry they have received	19	19	100.0%	92.8%	92.0%	91.5%
% of Patients satisfied with the time they had to wait for an appointment	19	19	100.0%	88.4%	88.1%	87.9%

* This is based on patients treated on this contract for their most recent course of treatment. Figures in italics indicate the base number of FP17s or Patient Questionnaire responses are less than 100. N/A is shown where the base number of responses is less than 10 during the period. % is calculated as Quantity/Base number*100

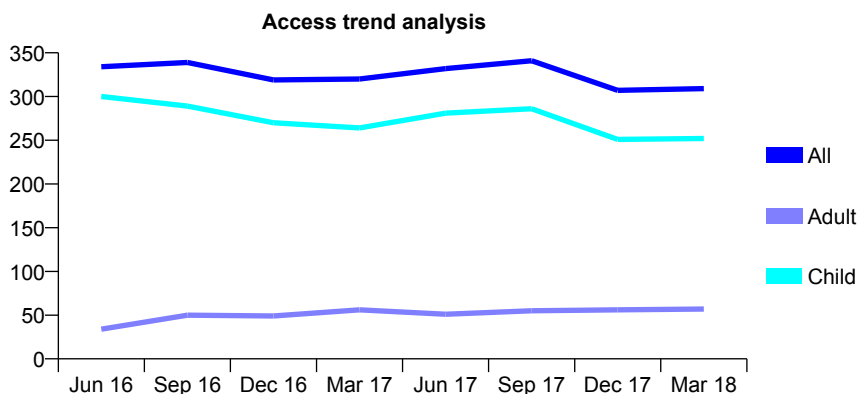
Q64 - Vital Signs At a Glance Contract Report for 191221/0001 - Year end March 2018

Name or company name	Mid Wessex Orthodontic Clinic
Contract type name	GDS Contract
Purpose of contract	General and Orthodontic
Contract start date	01/03/2013
Contract end date	

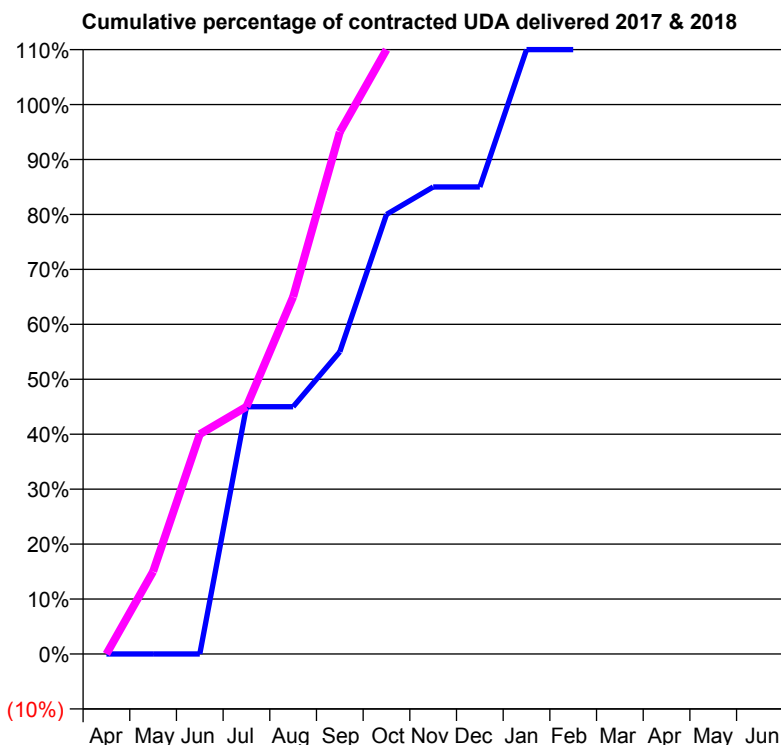
17/18 Contracted general activity (UDA)	20
Carry forward general activity (UDA)	0
17/18 Contracted orthodontic activity (UOA)	4,252
Carry forward orthodontic activity (UOA)	82
Baseline contract value	£282,529.42

ACCESS*

Patients seen in 24 months	Total	Change since previous quarter
Quarter ending March 2017	320	
Quarter ending June 2017	332	↑
Quarter ending September 2017	341	↑
Quarter ending December 2017	307	↓
Quarter ending March 2018	309	→
Variance since March 2017	(3.4%)	↓



ACTIVITY



Month	Adjusted Scheduled Activity (UDA)	
	2017	2018
April	0	0
May	0	3
June	0	8
July	9	9
August	9	13
September	11	19
October	16	22
November	17	25
December	17	26
January	22	30
February	22	31
March	24	31
April	24	31
May	24	31
June	24	31

QUALITY

	Quantity	Base Number	Contract	AT	Region	England
% of FP17s for the same patient ID Re-attending within 3 months - Children	2	569	0.4%	9.1%	11.5%	11.9%
% of FP17s for the same patient ID Re-attending within 3 months - Adults	0	54	0.0%	13.5%	15.9%	16.0%
% of FP17s for the same patient ID Re-attending between 3 & 9 months - Children	5	569	0.9%	61.7%	60.6%	58.3%
% of FP17s for the same patient ID Re-attending between 3 & 9 months - Adults	1	54	1.9%	51.8%	51.6%	50.3%
% of FP17s for Band 1 Urgent Courses	0	31	0.0%	8.1%	9.5%	9.1%
% of FP17s Relating to Free Repair or Replacements	0	31	0.0%	0.7%	0.7%	0.8%
% of FP17s Relating to Continuations	0	31	0.0%	1.0%	1.0%	1.0%
% of Patients satisfied with the dentistry they have received	0	0	N/A	92.8%	92.0%	91.5%
% of Patients satisfied with the time they had to wait for an appointment	0	0	N/A	88.4%	88.1%	87.9%

* This is based on patients treated on this contract for their most recent course of treatment. Figures in italics indicate the base number of FP17s or Patient Questionnaire responses are less than 100. N/A is shown where the base number of responses is less than 10 during the period. % is calculated as Quantity/Base number*100

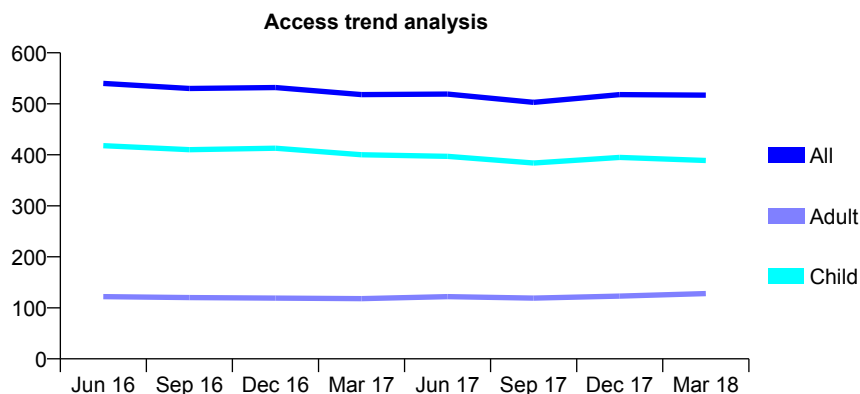
Q64 - Vital Signs At a Glance Contract Report for 193046/0001 - Year end March 2018

Name or company name	Mr Ahmed Giaziri
Contract type name	GDS Contract
Purpose of contract	General
Contract start date	20/11/2013
Contract end date	

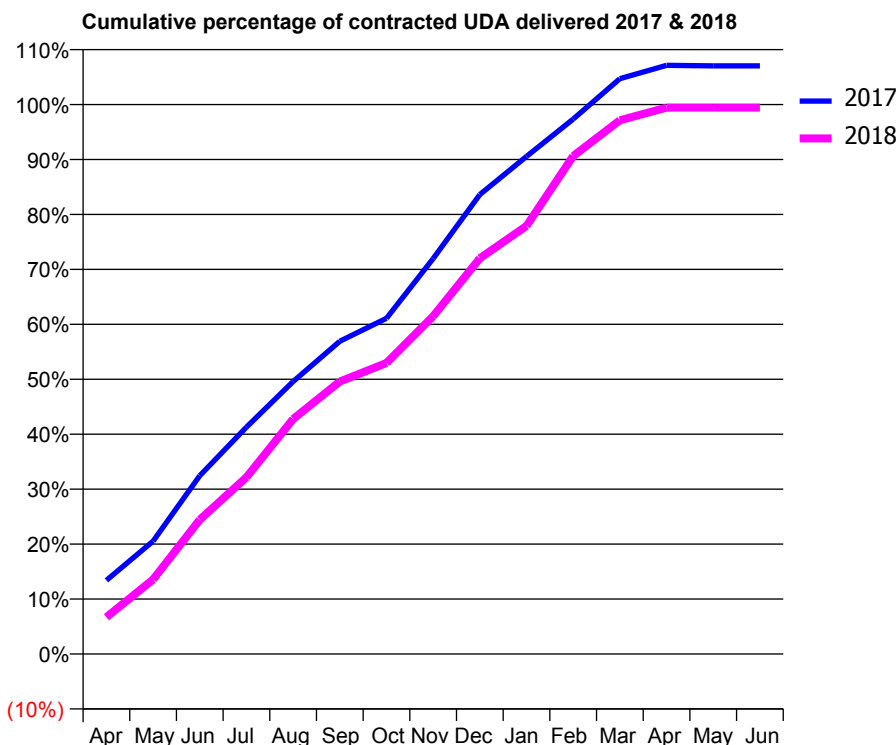
17/18 Contracted general activity (UDA)	1,000
Carry forward general activity (UDA)	-20
17/18 Contracted orthodontic activity (UOA)	0
Carry forward orthodontic activity (UOA)	0
Baseline contract value	£24,052.59

ACCESS*

Patients seen in 24 months	Total	Change since previous quarter
Quarter ending March 2017	518	
Quarter ending June 2017	519	→
Quarter ending September 2017	503	↓
Quarter ending December 2017	518	↑
Quarter ending March 2018	517	→
Variance since March 2017	(0.2%)	→



ACTIVITY



Month	Adjusted Scheduled Activity (UDA)	
	2017	2018
April	134	67
May	205	136
June	325	245
July	413	322
August	496	428
September	569	496
October	611	530
November	720	615
December	836	720
January	905	779
February	973	906
March	1,047	971
April	1,071	994
May	1,070	994
June	1,070	994

QUALITY

	Quantity	Base Number	Contract	AT	Region	England
% of FP17s for the same patient ID Re-attending within 3 months - Children	23	588	3.9%	9.1%	11.5%	11.9%
% of FP17s for the same patient ID Re-attending within 3 months - Adults	15	122	12.3%	13.5%	15.9%	16.0%
% of FP17s for the same patient ID Re-attending between 3 & 9 months - Children	390	588	66.3%	61.7%	60.6%	58.3%
% of FP17s for the same patient ID Re-attending between 3 & 9 months - Adults	78	122	63.9%	51.8%	51.6%	50.3%
% of FP17s for Band 1 Urgent Courses	27	707	3.8%	8.1%	9.5%	9.1%
% of FP17s Relating to Free Repair or Replacements	0	707	0.0%	0.7%	0.7%	0.8%
% of FP17s Relating to Continuations	0	707	0.0%	1.0%	1.0%	1.0%
% of Patients satisfied with the dentistry they have received	2	2	N/A	92.8%	92.0%	91.5%
% of Patients satisfied with the time they had to wait for an appointment	2	2	N/A	88.4%	88.1%	87.9%

* This is based on patients treated on this contract for their most recent course of treatment. Figures in italics indicate the base number of FP17s or Patient Questionnaire responses are less than 100. N/A is shown where the base number of responses is less than 10 during the period. % is calculated as Quantity/Base number*100

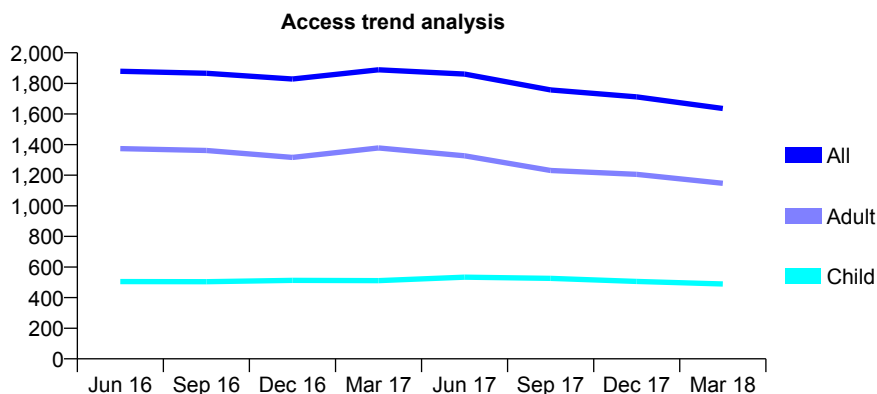
Q64 - Vital Signs At a Glance Contract Report for 194360/0001 - Year end March 2018

Name or company name	Dr M Alizadeh
Contract type name	GDS Contract
Purpose of contract	General
Contract start date	01/11/2010
Contract end date	

17/18 Contracted general activity (UDA)	7,052
Carry forward general activity (UDA)	0
17/18 Contracted orthodontic activity (UOA)	0
Carry forward orthodontic activity (UOA)	0
Baseline contract value	£166,374.94

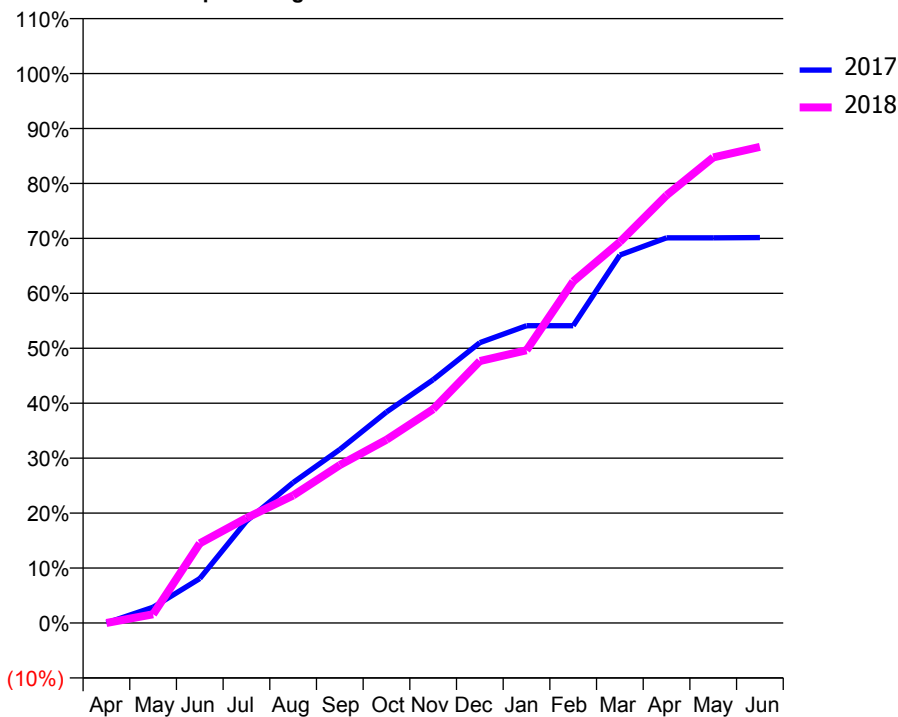
ACCESS*

Patients seen in 24 months	Total	Change since previous quarter
Quarter ending March 2017	1,889	
Quarter ending June 2017	1,861	↓
Quarter ending September 2017	1,757	↓
Quarter ending December 2017	1,712	↓
Quarter ending March 2018	1,636	↓
Variance since March 2017	(13.4%)	↓



ACTIVITY

Cumulative percentage of contracted UDA delivered 2017 & 2018



Month	Adjusted Scheduled Activity (UDA)	
	2017	2018
April	0	0
May	204	112
June	571	1,022
July	1,309	1,348
August	1,803	1,637
September	2,228	2,027
October	2,708	2,353
November	3,123	2,744
December	3,598	3,362
January	3,816	3,501
February	3,816	4,383
March	4,722	4,891
April	4,943	5,489
May	4,943	5,976
June	4,946	6,111

QUALITY

	Quantity	Base Number	Contract	AT	Region	England
% of FP17s for the same patient ID Re-attending within 3 months - Children	56	761	7.4%	9.1%	11.5%	11.9%
% of FP17s for the same patient ID Re-attending within 3 months - Adults	250	1,701	14.7%	13.5%	15.9%	16.0%
% of FP17s for the same patient ID Re-attending between 3 & 9 months - Children	386	761	50.7%	61.7%	60.6%	58.3%
% of FP17s for the same patient ID Re-attending between 3 & 9 months - Adults	783	1,701	46.0%	51.8%	51.6%	50.3%
% of FP17s for Band 1 Urgent Courses	140	2,867	4.9%	8.1%	9.5%	9.1%
% of FP17s Relating to Free Repair or Replacements	30	2,867	1.0%	0.7%	0.7%	0.8%
% of FP17s Relating to Continuations	131	2,867	4.6%	1.0%	1.0%	1.0%
% of Patients satisfied with the dentistry they have received	1	1	N/A	92.8%	92.0%	91.5%
% of Patients satisfied with the time they had to wait for an appointment	1	1	N/A	88.4%	88.1%	87.9%

* This is based on patients treated on this contract for their most recent course of treatment. Figures in italics indicate the base number of FP17s or Patient Questionnaire responses are less than 100. N/A is shown where the base number of responses is less than 10 during the period. % is calculated as Quantity/Base number*100

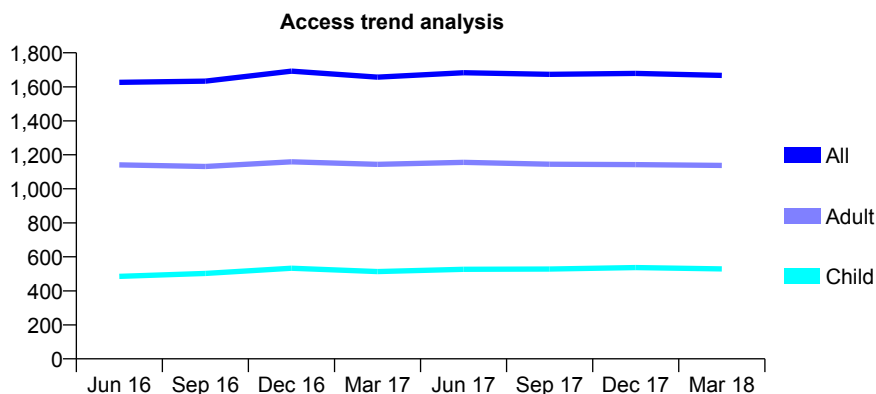
Q64 - Vital Signs At a Glance Contract Report for 198013/0001 - Year end March 2018

Name or company name	Mr M Monsef
Contract type name	GDS Contract
Purpose of contract	General
Contract start date	01/01/2012
Contract end date	

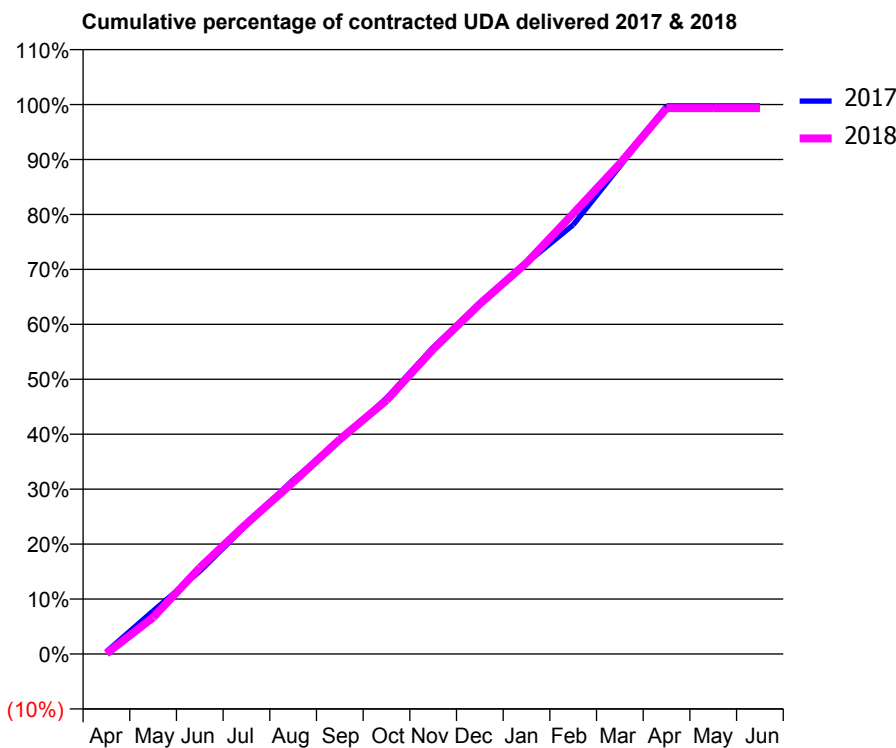
17/18 Contracted general activity (UDA)	6,000
Carry forward general activity (UDA)	15
17/18 Contracted orthodontic activity (UOA)	0
Carry forward orthodontic activity (UOA)	0
Baseline contract value	£141,609.33

ACCESS*

Patients seen in 24 months	Total	Change since previous quarter
Quarter ending March 2017	1,657	
Quarter ending June 2017	1,683	→
Quarter ending September 2017	1,673	→
Quarter ending December 2017	1,679	→
Quarter ending March 2018	1,667	→
Variance since March 2017	0.6%	→



ACTIVITY



Month	Adjusted Scheduled Activity (UDA)	
	2017	2018
April	26	5
May	471	399
June	903	943
July	1,408	1,423
August	1,902	1,876
September	2,330	2,344
October	2,795	2,770
November	3,348	3,328
December	3,831	3,823
January	4,270	4,271
February	4,686	4,809
March	5,326	5,354
April	5,985	5,961
May	5,985	5,961
June	5,985	5,961

QUALITY

	Quantity	Base Number	Contract	AT	Region	England
% of FP17s for the same patient ID Re-attending within 3 months - Children	44	807	5.5%	9.1%	11.5%	11.9%
% of FP17s for the same patient ID Re-attending within 3 months - Adults	150	1,711	8.8%	13.5%	15.9%	16.0%
% of FP17s for the same patient ID Re-attending between 3 & 9 months - Children	543	807	67.3%	61.7%	60.6%	58.3%
% of FP17s for the same patient ID Re-attending between 3 & 9 months - Adults	1,201	1,711	70.2%	51.8%	51.6%	50.3%
% of FP17s for Band 1 Urgent Courses	102	2,508	4.1%	8.1%	9.5%	9.1%
% of FP17s Relating to Free Repair or Replacements	5	2,508	0.2%	0.7%	0.7%	0.8%
% of FP17s Relating to Continuations	8	2,508	0.3%	1.0%	1.0%	1.0%
% of Patients satisfied with the dentistry they have received	7	7	N/A	92.8%	92.0%	91.5%
% of Patients satisfied with the time they had to wait for an appointment	7	7	N/A	88.4%	88.1%	87.9%

* This is based on patients treated on this contract for their most recent course of treatment. Figures in italics indicate the base number of FP17s or Patient Questionnaire responses are less than 100. N/A is shown where the base number of responses is less than 10 during the period. % is calculated as Quantity/Base number*100

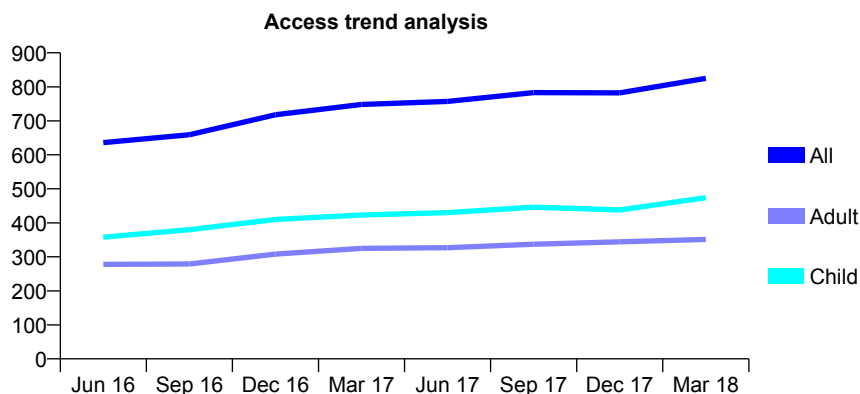
Q64 - Vital Signs At a Glance Contract Report for 198137/0001 - Year end March 2018

Name or company name	London Road Dental Practice
Contract type name	GDS Contract
Purpose of contract	General
Contract start date	01/10/2012
Contract end date	

17/18 Contracted general activity (UDA)	1,673
Carry forward general activity (UDA)	-31
17/18 Contracted orthodontic activity (UOA)	0
Carry forward orthodontic activity (UOA)	0
Baseline contract value	£35,791.92

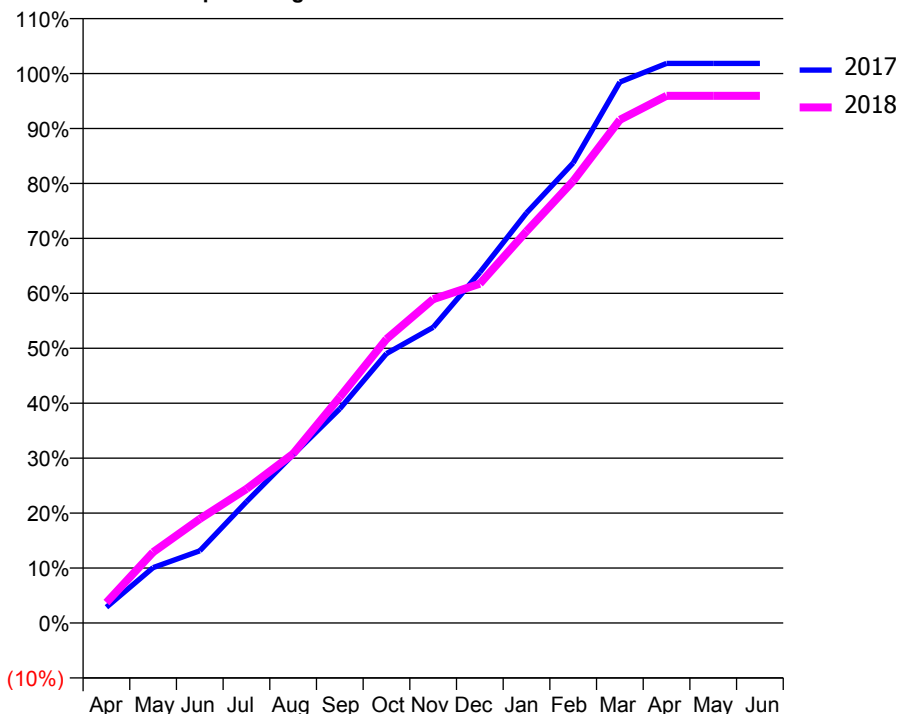
ACCESS*

Patients seen in 24 months	Total	Change since previous quarter
Quarter ending March 2017	748	
Quarter ending June 2017	757	→
Quarter ending September 2017	783	↑
Quarter ending December 2017	782	→
Quarter ending March 2018	825	↑
Variance since March 2017	10.3%	↑



ACTIVITY

Cumulative percentage of contracted UDA delivered 2017 & 2018



Month	Adjusted Scheduled Activity (UDA)	
	2017	2018
April	48	62
May	169	216
June	220	317
July	369	408
August	512	515
September	652	688
October	820	865
November	900	986
December	1,068	1,033
January	1,249	1,192
February	1,401	1,346
March	1,647	1,532
April	1,704	1,605
May	1,704	1,605
June	1,704	1,605

QUALITY

	Quantity	Base Number	Contract	AT	Region	England
% of FP17s for the same patient ID Re-attending within 3 months - Children	31	804	3.9%	9.1%	11.5%	11.9%
% of FP17s for the same patient ID Re-attending within 3 months - Adults	18	377	4.8%	13.5%	15.9%	16.0%
% of FP17s for the same patient ID Re-attending between 3 & 9 months - Children	576	804	71.6%	61.7%	60.6%	58.3%
% of FP17s for the same patient ID Re-attending between 3 & 9 months - Adults	256	377	67.9%	51.8%	51.6%	50.3%
% of FP17s for Band 1 Urgent Courses	52	1,195	4.4%	8.1%	9.5%	9.1%
% of FP17s Relating to Free Repair or Replacements	0	1,195	0.0%	0.7%	0.7%	0.8%
% of FP17s Relating to Continuations	0	1,195	0.0%	1.0%	1.0%	1.0%
% of Patients satisfied with the dentistry they have received	1	1	N/A	92.8%	92.0%	91.5%
% of Patients satisfied with the time they had to wait for an appointment	1	1	N/A	88.4%	88.1%	87.9%

* This is based on patients treated on this contract for their most recent course of treatment. Figures in italics indicate the base number of FP17s or Patient Questionnaire responses are less than 100. N/A is shown where the base number of responses is less than 10 during the period. % is calculated as Quantity/Base number*100

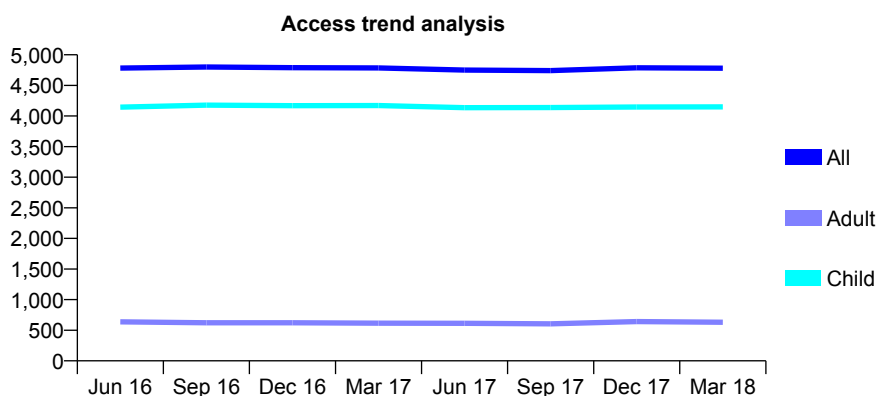
Q64 - Vital Signs At a Glance Contract Report for 198846/0001 - Year end March 2018

Name or company name	St James Dental - Quedgeley
Contract type name	GDS Contract
Purpose of contract	General
Contract start date	01/04/2014
Contract end date	

17/18 Contracted general activity (UDA)	13,750
Carry forward general activity (UDA)	0
17/18 Contracted orthodontic activity (UOA)	0
Carry forward orthodontic activity (UOA)	0
Baseline contract value	£321,954.20

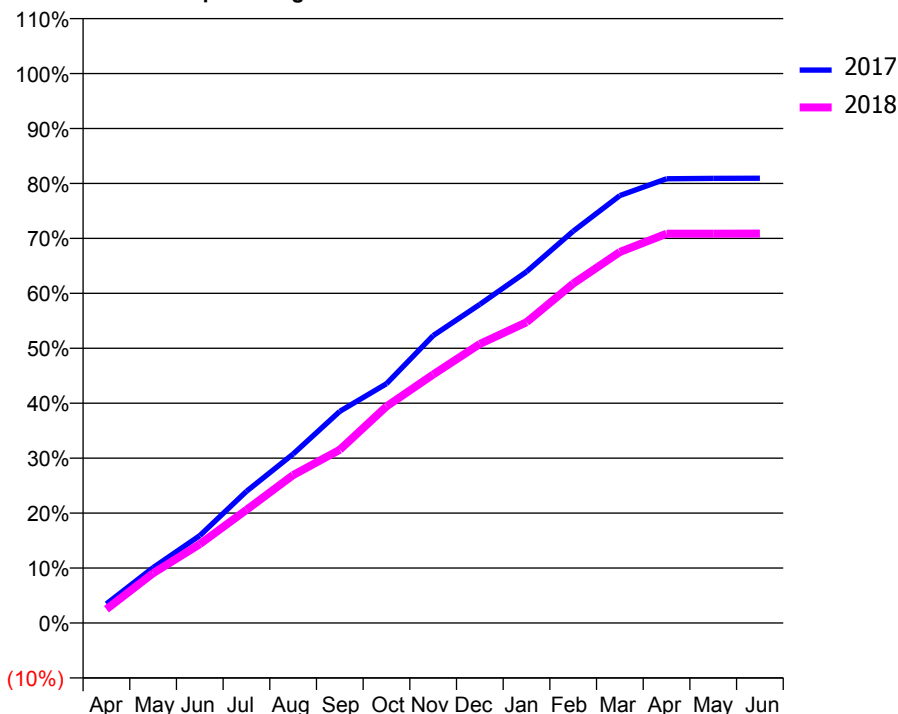
ACCESS*

Patients seen in 24 months	Total	Change since previous quarter
Quarter ending March 2017	4,786	
Quarter ending June 2017	4,750	→
Quarter ending September 2017	4,742	→
Quarter ending December 2017	4,788	→
Quarter ending March 2018	4,780	→
Variance since March 2017	(0.1%)	→



ACTIVITY

Cumulative percentage of contracted UDA delivered 2017 & 2018



Adjusted Scheduled Activity (UDA)

Month	2017	2018
April	479	345
May	1,388	1,246
June	2,187	1,975
July	3,296	2,831
August	4,228	3,701
September	5,297	4,336
October	5,986	5,421
November	7,193	6,220
December	7,973	6,981
January	8,789	7,526
February	9,806	8,493
March	10,697	9,283
April	11,117	9,742
May	11,128	9,742
June	11,130	9,744

QUALITY

	Quantity	Base Number	Contract	AT	Region	England
% of FP17s for the same patient ID Re-attending within 3 months - Children	881	7,352	12.0%	9.1%	11.5%	11.9%
% of FP17s for the same patient ID Re-attending within 3 months - Adults	30	303	9.9%	13.5%	15.9%	16.0%
% of FP17s for the same patient ID Re-attending between 3 & 9 months - Children	5,102	7,352	69.4%	61.7%	60.6%	58.3%
% of FP17s for the same patient ID Re-attending between 3 & 9 months - Adults	217	303	71.6%	51.8%	51.6%	50.3%
% of FP17s for Band 1 Urgent Courses	439	7,658	5.7%	8.1%	9.5%	9.1%
% of FP17s Relating to Free Repair or Replacements	5	7,658	0.1%	0.7%	0.7%	0.8%
% of FP17s Relating to Continuations	5	7,658	0.1%	1.0%	1.0%	1.0%
% of Patients satisfied with the dentistry they have received	6	6	N/A	92.8%	92.0%	91.5%
% of Patients satisfied with the time they had to wait for an appointment	5	6	N/A	88.4%	88.1%	87.9%

* This is based on patients treated on this contract for their most recent course of treatment. Figures in italics indicate the base number of FP17s or Patient Questionnaire responses are less than 100. N/A is shown where the base number of responses is less than 10 during the period. % is calculated as Quantity/Base number*100

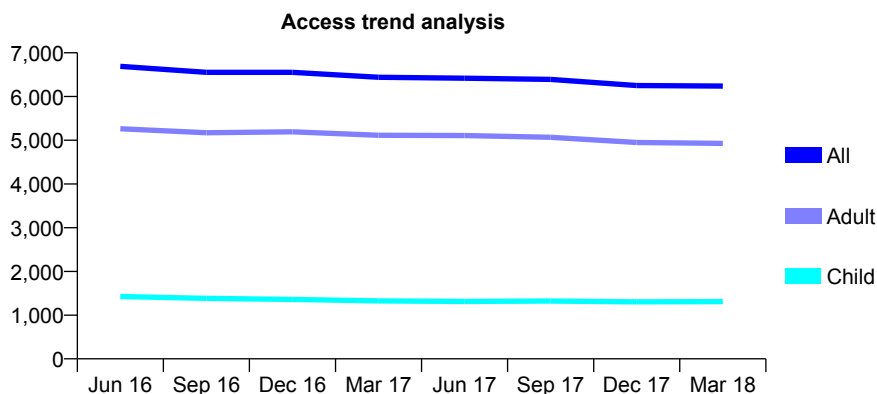
Q64 - Vital Signs At a Glance Contract Report for 198854/0001 - Year end March 2018

Name or company name	Thomas, Huws & Associates
Contract type name	GDS Contract
Purpose of contract	General
Contract start date	01/04/2014
Contract end date	

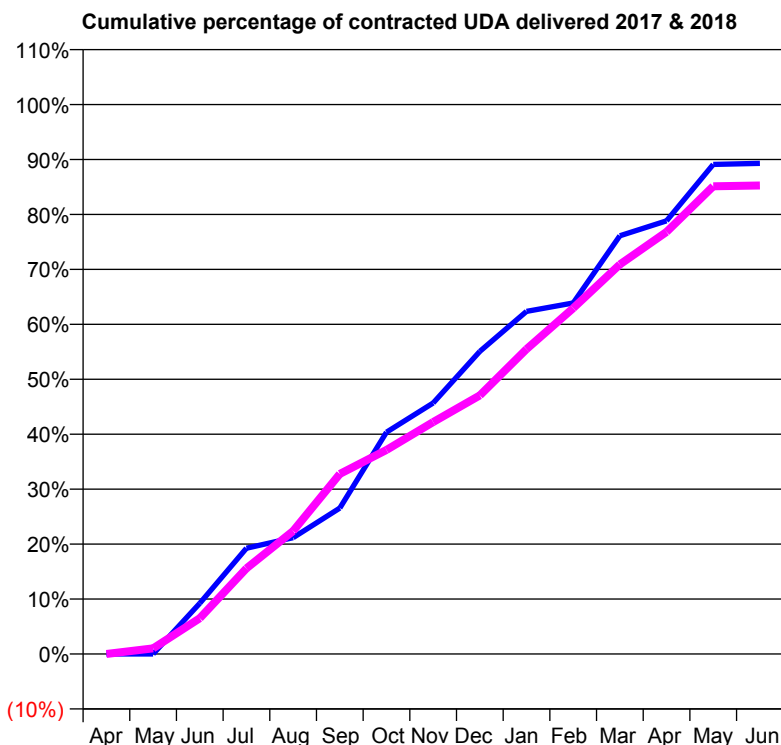
17/18 Contracted general activity (UDA)	17,471
Carry forward general activity (UDA)	0
17/18 Contracted orthodontic activity (UOA)	0
Carry forward orthodontic activity (UOA)	0
Baseline contract value	£376,334.06

ACCESS*

Patients seen in 24 months	Total	Change since previous quarter
Quarter ending March 2017	6,440	
Quarter ending June 2017	6,420	→
Quarter ending September 2017	6,391	→
Quarter ending December 2017	6,252	↓
Quarter ending March 2018	6,238	→
Variance since March 2017	(3.1%)	↓



ACTIVITY



Month	Adjusted Scheduled Activity (UDA)	
	2017	2018
April	0	0
May	0	182
June	1,613	1,138
July	3,363	2,726
August	3,698	3,913
September	4,640	5,724
October	7,052	6,489
November	7,981	7,374
December	9,624	8,221
January	10,895	9,693
February	11,161	10,994
March	13,300	12,384
April	13,774	13,422
May	15,566	14,872
June	15,599	14,897

QUALITY

	Quantity	Base Number	Contract	AT	Region	England
% of FP17s for the same patient ID Re-attending within 3 months - Children	110	1,649	6.7%	9.1%	11.5%	11.9%
% of FP17s for the same patient ID Re-attending within 3 months - Adults	799	6,362	12.6%	13.5%	15.9%	16.0%
% of FP17s for the same patient ID Re-attending between 3 & 9 months - Children	879	1,649	53.3%	61.7%	60.6%	58.3%
% of FP17s for the same patient ID Re-attending between 3 & 9 months - Adults	3,551	6,362	55.8%	51.8%	51.6%	50.3%
% of FP17s for Band 1 Urgent Courses	368	8,229	4.5%	8.1%	9.5%	9.1%
% of FP17s Relating to Free Repair or Replacements	64	8,229	0.8%	0.7%	0.7%	0.8%
% of FP17s Relating to Continuations	54	8,229	0.7%	1.0%	1.0%	1.0%
% of Patients satisfied with the dentistry they have received	28	28	100.0%	92.8%	92.0%	91.5%
% of Patients satisfied with the time they had to wait for an appointment	26	28	92.9%	88.4%	88.1%	87.9%

* This is based on patients treated on this contract for their most recent course of treatment. Figures in italics indicate the base number of FP17s or Patient Questionnaire responses are less than 100. N/A is shown where the base number of responses is less than 10 during the period. % is calculated as Quantity/Base number*100

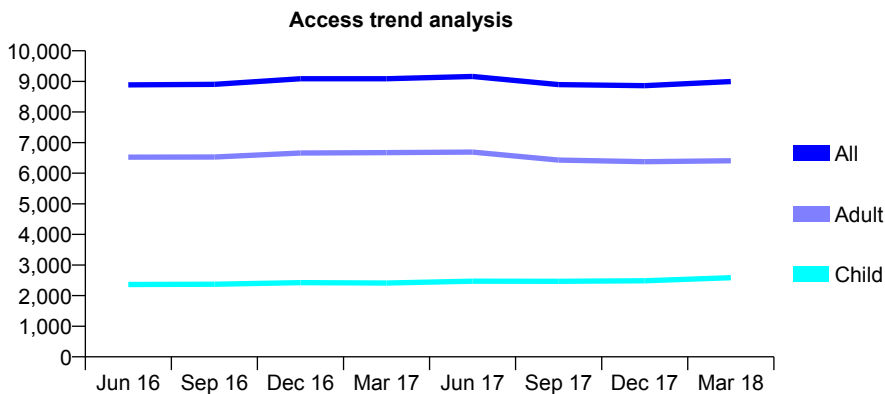
Q64 - Vital Signs At a Glance Contract Report for 199648/0001 - Year end March 2018

Name or company name	opaley & middlefell ltd
Contract type name	GDS Contract
Purpose of contract	General
Contract start date	06/09/2010
Contract end date	

17/18 Contracted general activity (UDA)	24,624
Carry forward general activity (UDA)	-480
17/18 Contracted orthodontic activity (UOA)	0
Carry forward orthodontic activity (UOA)	0
Baseline contract value	£619,881.79

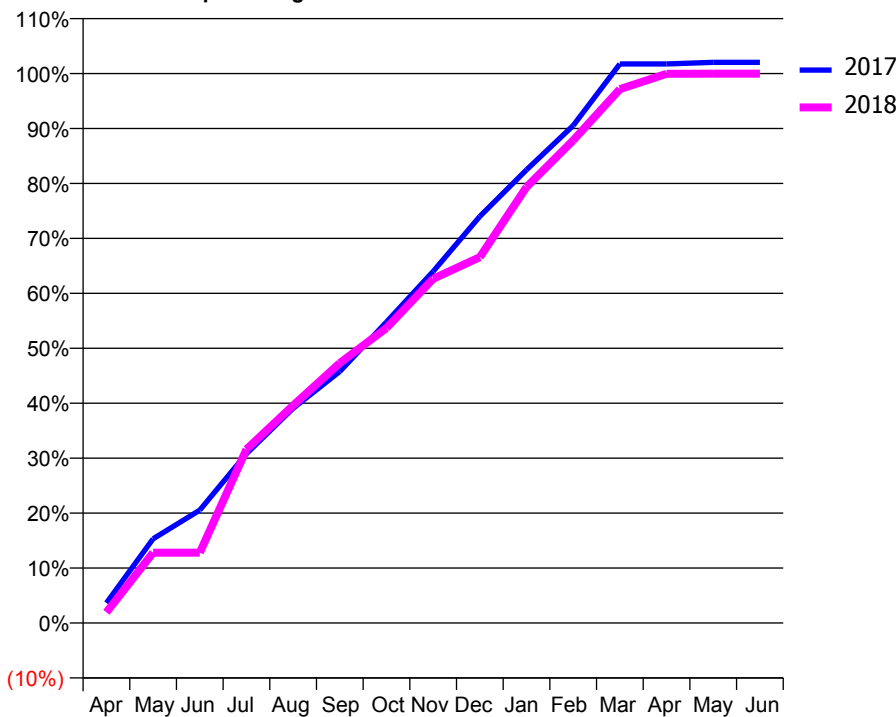
ACCESS*

Patients seen in 24 months	Total	Change since previous quarter
Quarter ending March 2017	9,088	
Quarter ending June 2017	9,163	→
Quarter ending September 2017	8,895	↓
Quarter ending December 2017	8,861	→
Quarter ending March 2018	8,994	→
Variance since March 2017	(1.0%)	↓



ACTIVITY

Cumulative percentage of contracted UDA delivered 2017 & 2018



Month	Adjusted Scheduled Activity (UDA)	
	2017	2018
April	874	480
May	3,676	3,153
June	4,930	3,153
July	7,393	7,781
August	9,379	9,747
September	10,987	11,652
October	13,146	13,219
November	15,353	15,427
December	17,762	16,394
January	19,793	19,538
February	21,725	21,629
March	24,417	23,925
April	24,417	24,611
May	24,490	24,614
June	24,490	24,614

QUALITY

	Quantity	Base Number	Contract	AT	Region	England
% of FP17s for the same patient ID Re-attending within 3 months - Children	246	3,822	6.4%	9.1%	11.5%	11.9%
% of FP17s for the same patient ID Re-attending within 3 months - Adults	1,159	6,963	16.6%	13.5%	15.9%	16.0%
% of FP17s for the same patient ID Re-attending between 3 & 9 months - Children	2,439	3,822	63.8%	61.7%	60.6%	58.3%
% of FP17s for the same patient ID Re-attending between 3 & 9 months - Adults	2,899	6,963	41.6%	51.8%	51.6%	50.3%
% of FP17s for Band 1 Urgent Courses	1,152	11,118	10.4%	8.1%	9.5%	9.1%
% of FP17s Relating to Free Repair or Replacements	94	11,118	0.8%	0.7%	0.7%	0.8%
% of FP17s Relating to Continuations	215	11,118	1.9%	1.0%	1.0%	1.0%
% of Patients satisfied with the dentistry they have received	16	18	88.9%	92.8%	92.0%	91.5%
% of Patients satisfied with the time they had to wait for an appointment	17	18	94.4%	88.4%	88.1%	87.9%

* This is based on patients treated on this contract for their most recent course of treatment. Figures in italics indicate the base number of FP17s or Patient Questionnaire responses are less than 100. N/A is shown where the base number of responses is less than 10 during the period. % is calculated as Quantity/Base number*100

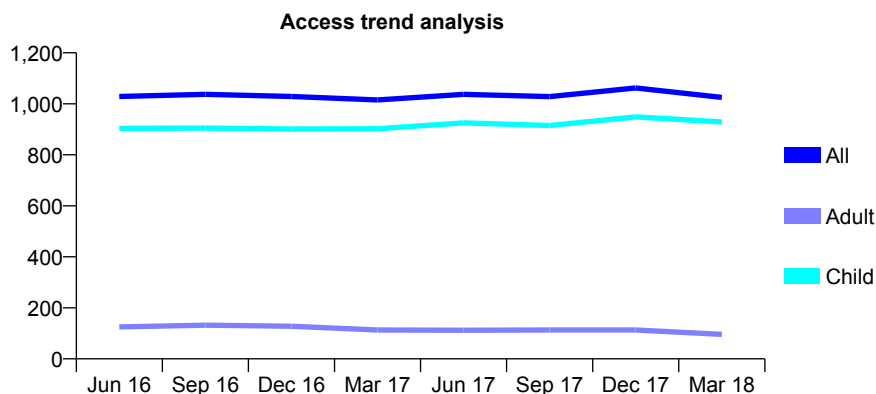
Q64 - Vital Signs At a Glance Contract Report for 233544/0001 - Year end March 2018

Name or company name	MR D LYONS
Contract type name	GDS Contract
Purpose of contract	General and Orthodontic
Contract start date	01/03/2008
Contract end date	

17/18 Contracted general activity (UDA)	1,909
Carry forward general activity (UDA)	-38
17/18 Contracted orthodontic activity (UOA)	1,102
Carry forward orthodontic activity (UOA)	0
Baseline contract value	£120,544.69

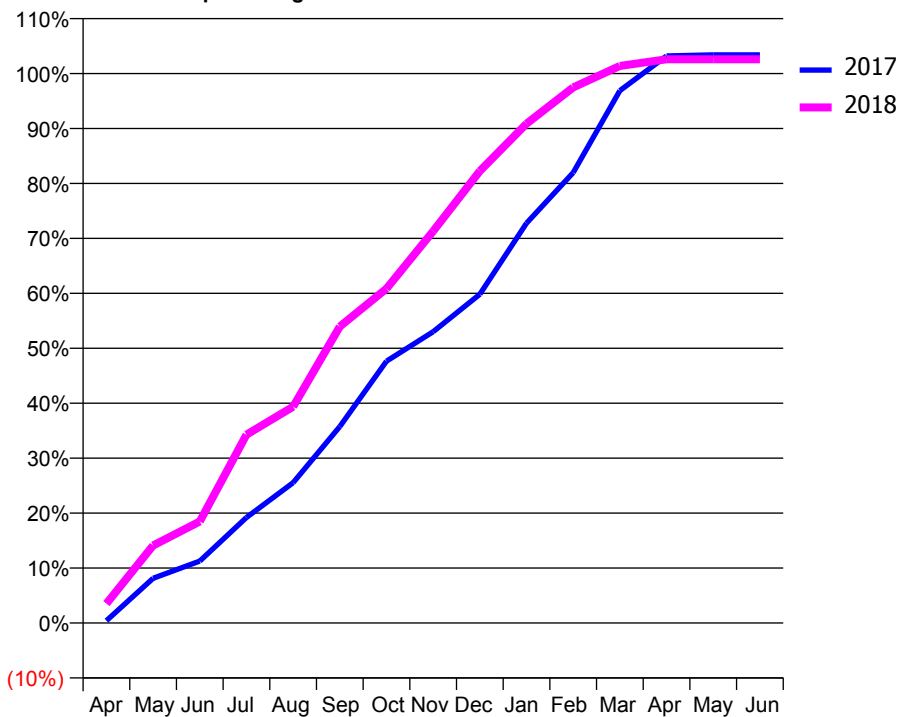
ACCESS*

Patients seen in 24 months	Total	Change since previous quarter
Quarter ending March 2017	1,015	
Quarter ending June 2017	1,037	↑
Quarter ending September 2017	1,028	→
Quarter ending December 2017	1,062	↑
Quarter ending March 2018	1,025	↓
Variance since March 2017	1.0%	→



ACTIVITY

Cumulative percentage of contracted UDA delivered 2017 & 2018



Month	Adjusted Scheduled Activity (UDA)	
	2017	2018
April	8	67
May	155	270
June	215	353
July	367	654
August	488	752
September	682	1,030
October	910	1,162
November	1,012	1,361
December	1,142	1,570
January	1,389	1,735
February	1,565	1,861
March	1,849	1,935
April	1,970	1,959
May	1,974	1,959
June	1,974	1,959

QUALITY

	Quantity	Base Number	Contract	AT	Region	England
% of FP17s for the same patient ID Re-attending within 3 months - Children	132	1,476	8.9%	9.1%	11.5%	11.9%
% of FP17s for the same patient ID Re-attending within 3 months - Adults	3	34	8.8%	13.5%	15.9%	16.0%
% of FP17s for the same patient ID Re-attending between 3 & 9 months - Children	733	1,476	49.7%	61.7%	60.6%	58.3%
% of FP17s for the same patient ID Re-attending between 3 & 9 months - Adults	16	34	47.1%	51.8%	51.6%	50.3%
% of FP17s for Band 1 Urgent Courses	68	1,262	5.4%	8.1%	9.5%	9.1%
% of FP17s Relating to Free Repair or Replacements	0	1,262	0.0%	0.7%	0.7%	0.8%
% of FP17s Relating to Continuations	10	1,262	0.8%	1.0%	1.0%	1.0%
% of Patients satisfied with the dentistry they have received	2	2	N/A	92.8%	92.0%	91.5%
% of Patients satisfied with the time they had to wait for an appointment	2	2	N/A	88.4%	88.1%	87.9%

* This is based on patients treated on this contract for their most recent course of treatment. Figures in italics indicate the base number of FP17s or Patient Questionnaire responses are less than 100. N/A is shown where the base number of responses is less than 10 during the period. % is calculated as Quantity/Base number*100

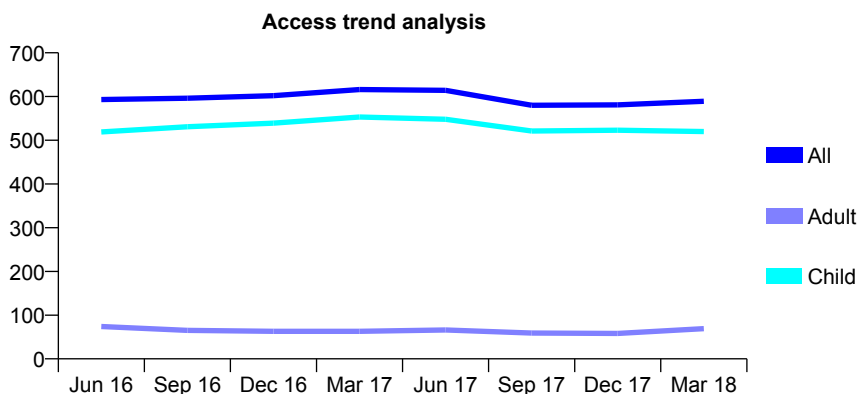
Q64 - Vital Signs At a Glance Contract Report for 235997/0001 - Year end March 2018

Name or company name	MR MJ BASSETT-CROSS
Contract type name	GDS Contract
Purpose of contract	General and Orthodontic
Contract start date	01/04/2006
Contract end date	

17/18 Contracted general activity (UDA)	1,350
Carry forward general activity (UDA)	6
17/18 Contracted orthodontic activity (UOA)	837
Carry forward orthodontic activity (UOA)	0
Baseline contract value	£88,372.85

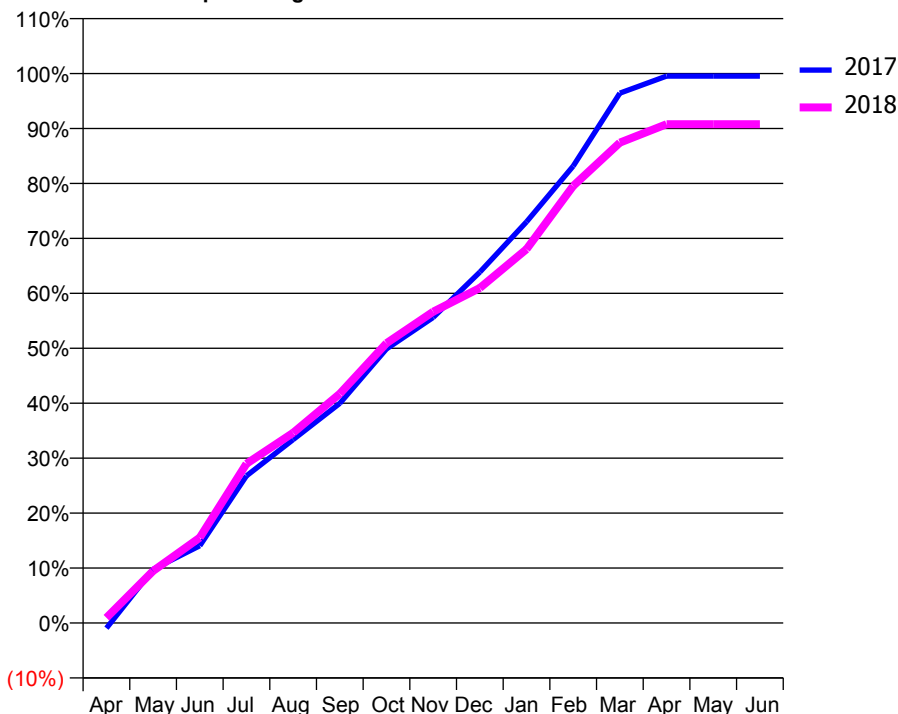
ACCESS*

Patients seen in 24 months	Total	Change since previous quarter
Quarter ending March 2017	616	
Quarter ending June 2017	614	→
Quarter ending September 2017	580	↓
Quarter ending December 2017	581	→
Quarter ending March 2018	589	→
Variance since March 2017	(4.4%)	↓



ACTIVITY

Cumulative percentage of contracted UDA delivered 2017 & 2018



Adjusted Scheduled Activity (UDA)

Month	2017	2018
April	-13	13
May	132	128
June	190	210
July	361	391
August	451	467
September	540	563
October	673	687
November	751	765
December	862	823
January	986	918
February	1,123	1,074
March	1,302	1,180
April	1,344	1,225
May	1,344	1,225
June	1,344	1,225

QUALITY

	Quantity	Base Number	Contract	AT	Region	England
% of FP17s for the same patient ID Re-attending within 3 months - Children	73	993	7.4%	9.1%	11.5%	11.9%
% of FP17s for the same patient ID Re-attending within 3 months - Adults	0	0	N/A	13.5%	15.9%	16.0%
% of FP17s for the same patient ID Re-attending between 3 & 9 months - Children	507	993	51.1%	61.7%	60.6%	58.3%
% of FP17s for the same patient ID Re-attending between 3 & 9 months - Adults	0	0	N/A	51.8%	51.6%	50.3%
% of FP17s for Band 1 Urgent Courses	27	913	3.0%	8.1%	9.5%	9.1%
% of FP17s Relating to Free Repair or Replacements	0	913	0.0%	0.7%	0.7%	0.8%
% of FP17s Relating to Continuations	4	913	0.4%	1.0%	1.0%	1.0%
% of Patients satisfied with the dentistry they have received	8	8	N/A	92.8%	92.0%	91.5%
% of Patients satisfied with the time they had to wait for an appointment	7	8	N/A	88.4%	88.1%	87.9%

* This is based on patients treated on this contract for their most recent course of treatment. Figures in italics indicate the base number of FP17s or Patient Questionnaire responses are less than 100. N/A is shown where the base number of responses is less than 10 during the period. % is calculated as Quantity/Base number*100

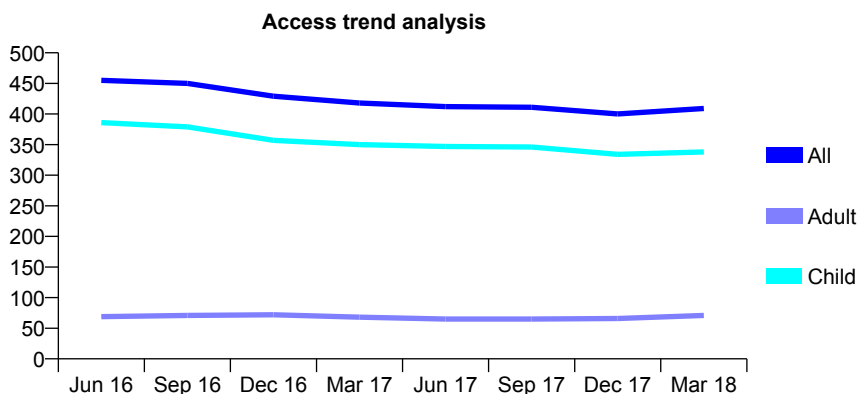
Q64 - Vital Signs At a Glance Contract Report for 237876/0001 - Year end March 2018

Name or company name	MRS L JAMES
Contract type name	GDS Contract
Purpose of contract	General
Contract start date	01/04/2006
Contract end date	

17/18 Contracted general activity (UDA)	870
Carry forward general activity (UDA)	4
17/18 Contracted orthodontic activity (UOA)	0
Carry forward orthodontic activity (UOA)	0
Baseline contract value	£21,371.57

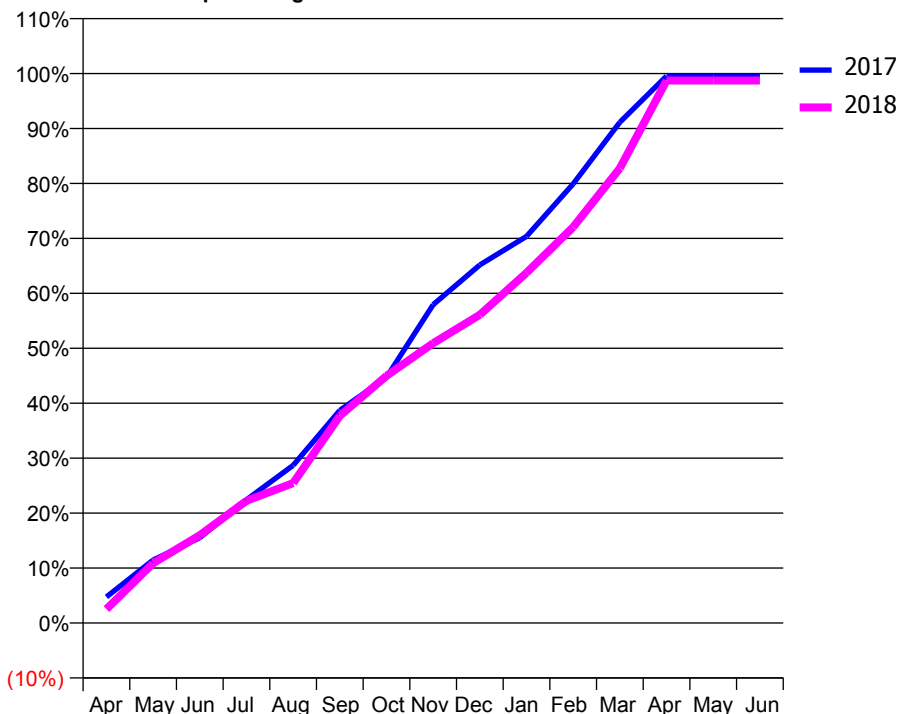
ACCESS*

Patients seen in 24 months	Total	Change since previous quarter
Quarter ending March 2017	418	
Quarter ending June 2017	412	↓
Quarter ending September 2017	411	→
Quarter ending December 2017	400	↓
Quarter ending March 2018	409	↑
Variance since March 2017	(2.2%)	↓



ACTIVITY

Cumulative percentage of contracted UDA delivered 2017 & 2018



Month	Adjusted Scheduled Activity (UDA)	
	2017	2018
April	41	22
May	100	95
June	135	139
July	195	193
August	250	222
September	337	328
October	389	391
November	504	443
December	567	488
January	612	555
February	695	627
March	793	720
April	866	859
May	866	859
June	866	859

QUALITY

	Quantity	Base Number	Contract	AT	Region	England
% of FP17s for the same patient ID Re-attending within 3 months - Children	30	526	5.7%	9.1%	11.5%	11.9%
% of FP17s for the same patient ID Re-attending within 3 months - Adults	1	31	3.2%	13.5%	15.9%	16.0%
% of FP17s for the same patient ID Re-attending between 3 & 9 months - Children	358	526	68.1%	61.7%	60.6%	58.3%
% of FP17s for the same patient ID Re-attending between 3 & 9 months - Adults	17	31	54.8%	51.8%	51.6%	50.3%
% of FP17s for Band 1 Urgent Courses	25	579	4.3%	8.1%	9.5%	9.1%
% of FP17s Relating to Free Repair or Replacements	0	579	0.0%	0.7%	0.7%	0.8%
% of FP17s Relating to Continuations	1	579	0.2%	1.0%	1.0%	1.0%
% of Patients satisfied with the dentistry they have received	0	0	N/A	92.8%	92.0%	91.5%
% of Patients satisfied with the time they had to wait for an appointment	0	0	N/A	88.4%	88.1%	87.9%

* This is based on patients treated on this contract for their most recent course of treatment. Figures in italics indicate the base number of FP17s or Patient Questionnaire responses are less than 100. N/A is shown where the base number of responses is less than 10 during the period. % is calculated as Quantity/Base number*100

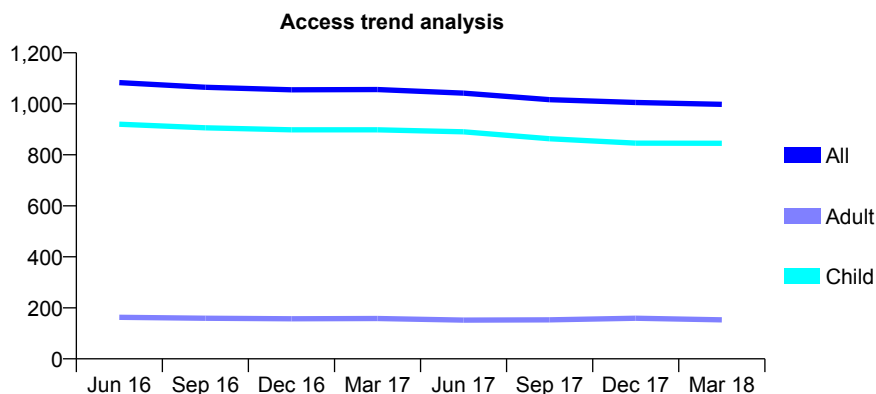
Q64 - Vital Signs At a Glance Contract Report for 239488/0001 - Year end March 2018

Name or company name	MR JC HOUSE
Contract type name	GDS Contract
Purpose of contract	General
Contract start date	01/04/2006
Contract end date	

17/18 Contracted general activity (UDA)	2,500
Carry forward general activity (UDA)	0
17/18 Contracted orthodontic activity (UOA)	0
Carry forward orthodontic activity (UOA)	0
Baseline contract value	£52,604.48

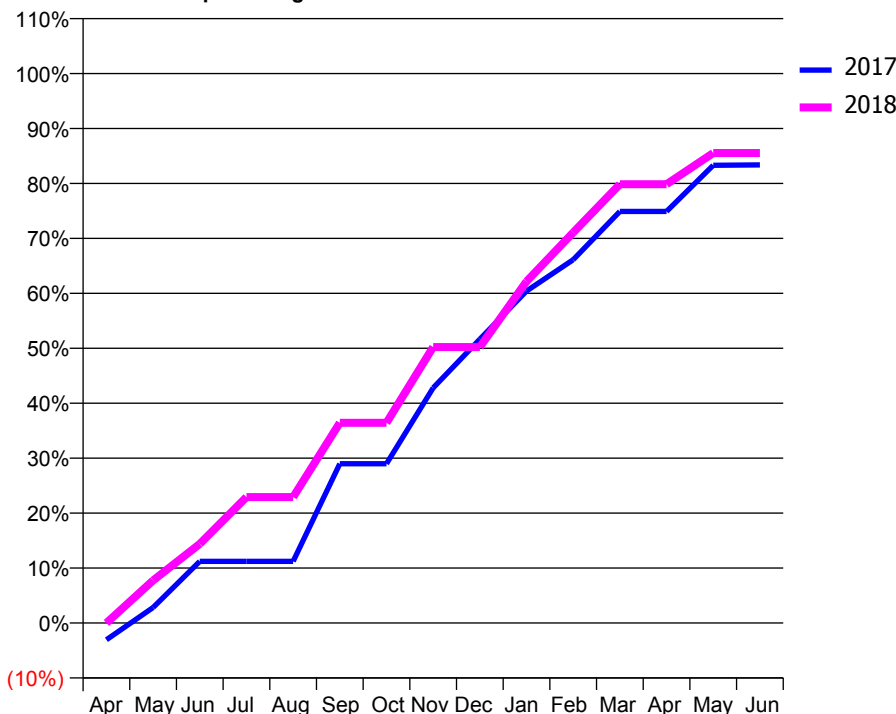
ACCESS*

Patients seen in 24 months	Total	Change since previous quarter
Quarter ending March 2017	1,056	
Quarter ending June 2017	1,042	↓
Quarter ending September 2017	1,016	↓
Quarter ending December 2017	1,005	↓
Quarter ending March 2018	998	→
Variance since March 2017	(5.5%)	↓



ACTIVITY

Cumulative percentage of contracted UDA delivered 2017 & 2018



Month	Adjusted Scheduled Activity (UDA)	
	2017	2018
April	-77	0
May	70	194
June	281	360
July	281	573
August	281	573
September	724	911
October	724	911
November	1,070	1,256
December	1,291	1,256
January	1,510	1,554
February	1,653	1,777
March	1,873	1,996
April	1,873	1,996
May	2,082	2,138
June	2,084	2,138

QUALITY

	Quantity	Base Number	Contract	AT	Region	England
% of FP17s for the same patient ID Re-attending within 3 months - Children	116	1,527	7.6%	9.1%	11.5%	11.9%
% of FP17s for the same patient ID Re-attending within 3 months - Adults	3	67	4.5%	13.5%	15.9%	16.0%
% of FP17s for the same patient ID Re-attending between 3 & 9 months - Children	1,086	1,527	71.1%	61.7%	60.6%	58.3%
% of FP17s for the same patient ID Re-attending between 3 & 9 months - Adults	44	67	65.7%	51.8%	51.6%	50.3%
% of FP17s for Band 1 Urgent Courses	40	1,549	2.6%	8.1%	9.5%	9.1%
% of FP17s Relating to Free Repair or Replacements	0	1,549	0.0%	0.7%	0.7%	0.8%
% of FP17s Relating to Continuations	0	1,549	0.0%	1.0%	1.0%	1.0%
% of Patients satisfied with the dentistry they have received	0	0	N/A	92.8%	92.0%	91.5%
% of Patients satisfied with the time they had to wait for an appointment	0	0	N/A	88.4%	88.1%	87.9%

* This is based on patients treated on this contract for their most recent course of treatment. Figures in italics indicate the base number of FP17s or Patient Questionnaire responses are less than 100. N/A is shown where the base number of responses is less than 10 during the period. % is calculated as Quantity/Base number*100

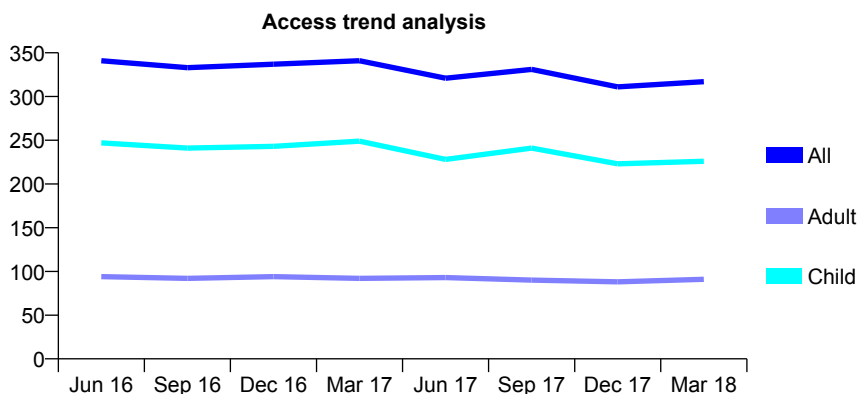
Q64 - Vital Signs At a Glance Contract Report for 246247/0001 - Year end March 2018

Name or company name	MR JA ANDERSON
Contract type name	GDS Contract
Purpose of contract	General
Contract start date	01/04/2006
Contract end date	

17/18 Contracted general activity (UDA)	600
Carry forward general activity (UDA)	0
17/18 Contracted orthodontic activity (UOA)	0
Carry forward orthodontic activity (UOA)	0
Baseline contract value	£13,761.70

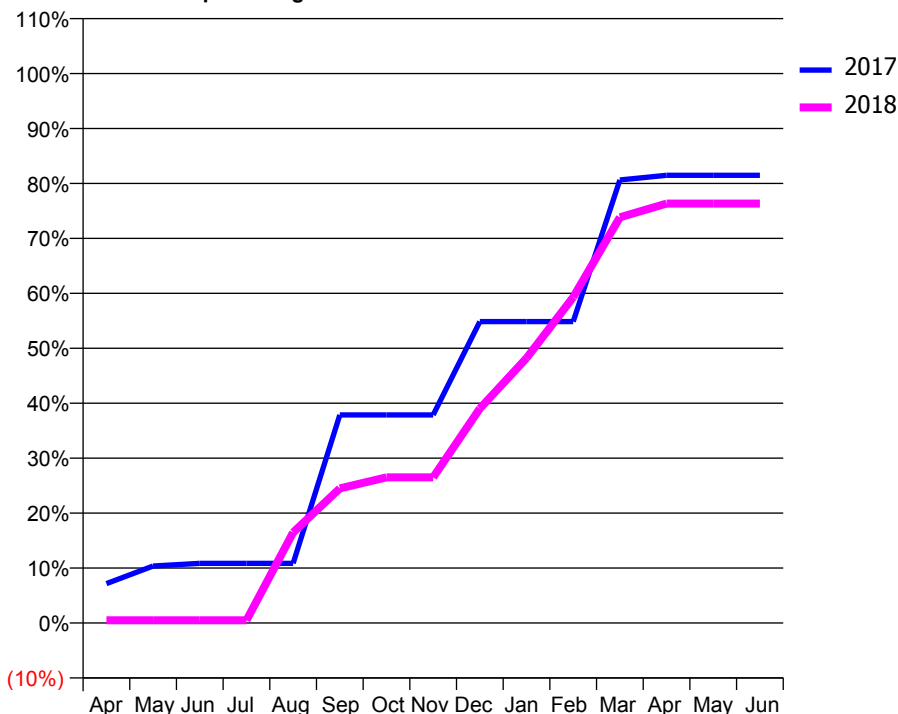
ACCESS*

Patients seen in 24 months	Total	Change since previous quarter
Quarter ending March 2017	341	
Quarter ending June 2017	321	↓
Quarter ending September 2017	331	↑
Quarter ending December 2017	311	↓
Quarter ending March 2018	317	→
Variance since March 2017	(7.0%)	↓



ACTIVITY

Cumulative percentage of contracted UDA delivered 2017 & 2018



Month	Adjusted Scheduled Activity (UDA)	
	2017	2018
April	43	3
May	62	3
June	65	3
July	65	3
August	65	99
September	227	147
October	227	159
November	227	159
December	329	234
January	329	289
February	329	356
March	484	443
April	489	458
May	489	458
June	489	458

QUALITY

	Quantity	Base Number	Contract	AT	Region	England
% of FP17s for the same patient ID Re-attending within 3 months - Children	18	320	5.6%	9.1%	11.5%	11.9%
% of FP17s for the same patient ID Re-attending within 3 months - Adults	14	99	14.1%	13.5%	15.9%	16.0%
% of FP17s for the same patient ID Re-attending between 3 & 9 months - Children	143	320	44.7%	61.7%	60.6%	58.3%
% of FP17s for the same patient ID Re-attending between 3 & 9 months - Adults	39	99	39.4%	51.8%	51.6%	50.3%
% of FP17s for Band 1 Urgent Courses	5	398	1.3%	8.1%	9.5%	9.1%
% of FP17s Relating to Free Repair or Replacements	0	398	0.0%	0.7%	0.7%	0.8%
% of FP17s Relating to Continuations	0	398	0.0%	1.0%	1.0%	1.0%
% of Patients satisfied with the dentistry they have received	0	0	N/A	92.8%	92.0%	91.5%
% of Patients satisfied with the time they had to wait for an appointment	0	0	N/A	88.4%	88.1%	87.9%

* This is based on patients treated on this contract for their most recent course of treatment. Figures in italics indicate the base number of FP17s or Patient Questionnaire responses are less than 100. N/A is shown where the base number of responses is less than 10 during the period. % is calculated as Quantity/Base number*100

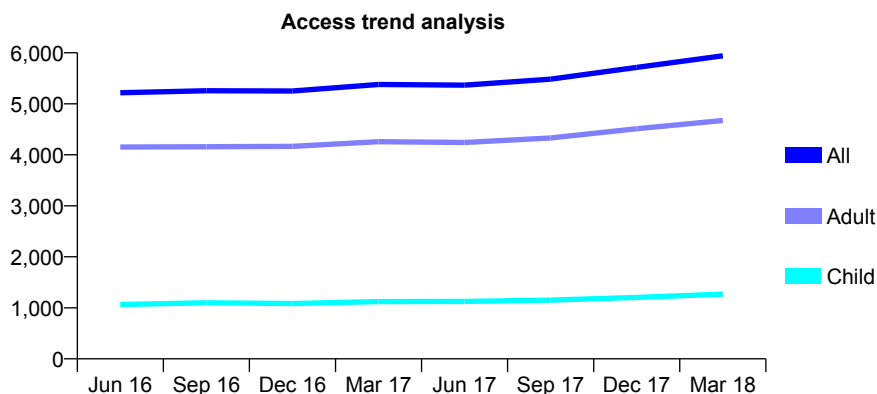
Q64 - Vital Signs At a Glance Contract Report for 258784/0001 - Year end March 2018

Name or company name	MR SS SANGHERA
Contract type name	GDS Contract
Purpose of contract	General
Contract start date	01/12/2007
Contract end date	

17/18 Contracted general activity (UDA)	17,500
Carry forward general activity (UDA)	64
17/18 Contracted orthodontic activity (UOA)	0
Carry forward orthodontic activity (UOA)	0
Baseline contract value	£423,292.67

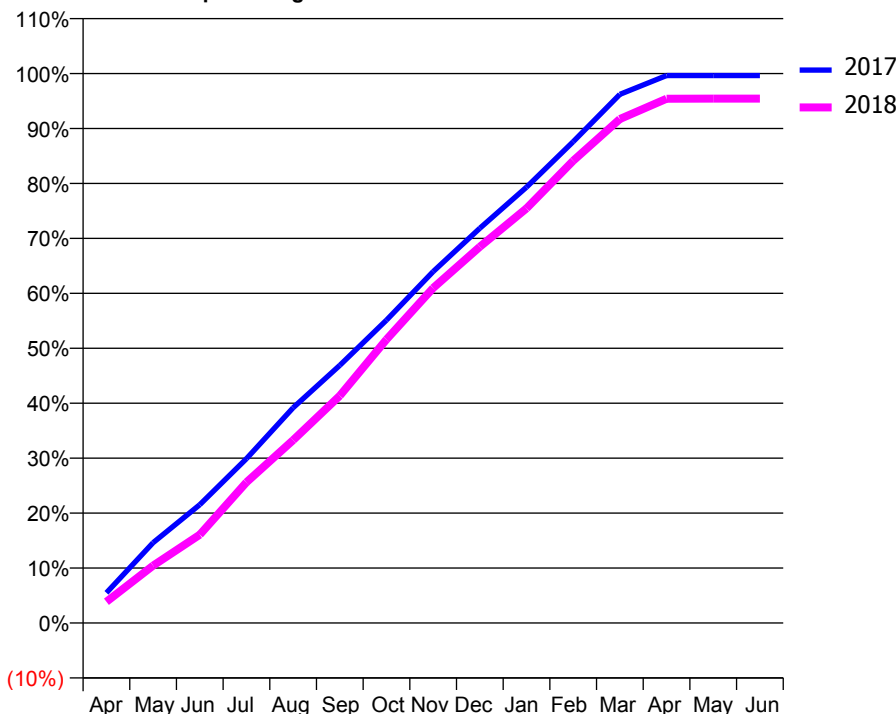
ACCESS*

Patients seen in 24 months	Total	Change since previous quarter
Quarter ending March 2017	5,379	
Quarter ending June 2017	5,367	→
Quarter ending September 2017	5,483	↑
Quarter ending December 2017	5,715	↑
Quarter ending March 2018	5,942	↑
Variance since March 2017	10.5%	↑



ACTIVITY

Cumulative percentage of contracted UDA delivered 2017 & 2018



Adjusted Scheduled Activity (UDA)

Month	2017	2018
April	961	677
May	2,557	1,828
June	3,767	2,812
July	5,233	4,483
August	6,855	5,823
September	8,207	7,240
October	9,646	9,030
November	11,192	10,670
December	12,572	11,984
January	13,879	13,205
February	15,330	14,721
March	16,834	16,049
April	17,435	16,697
May	17,436	16,699
June	17,436	16,702

QUALITY

	Quantity	Base Number	Contract	AT	Region	England
% of FP17s for the same patient ID Re-attending within 3 months - Children	113	1,842	6.1%	9.1%	11.5%	11.9%
% of FP17s for the same patient ID Re-attending within 3 months - Adults	840	6,872	12.2%	13.5%	15.9%	16.0%
% of FP17s for the same patient ID Re-attending between 3 & 9 months - Children	1,155	1,842	62.7%	61.7%	60.6%	58.3%
% of FP17s for the same patient ID Re-attending between 3 & 9 months - Adults	4,219	6,872	61.4%	51.8%	51.6%	50.3%
% of FP17s for Band 1 Urgent Courses	548	8,763	6.3%	8.1%	9.5%	9.1%
% of FP17s Relating to Free Repair or Replacements	18	8,763	0.2%	0.7%	0.7%	0.8%
% of FP17s Relating to Continuations	161	8,763	1.8%	1.0%	1.0%	1.0%
% of Patients satisfied with the dentistry they have received	13	14	92.9%	92.8%	92.0%	91.5%
% of Patients satisfied with the time they had to wait for an appointment	13	14	92.9%	88.4%	88.1%	87.9%

* This is based on patients treated on this contract for their most recent course of treatment. Figures in italics indicate the base number of FP17s or Patient Questionnaire responses are less than 100. N/A is shown where the base number of responses is less than 10 during the period. % is calculated as Quantity/Base number*100

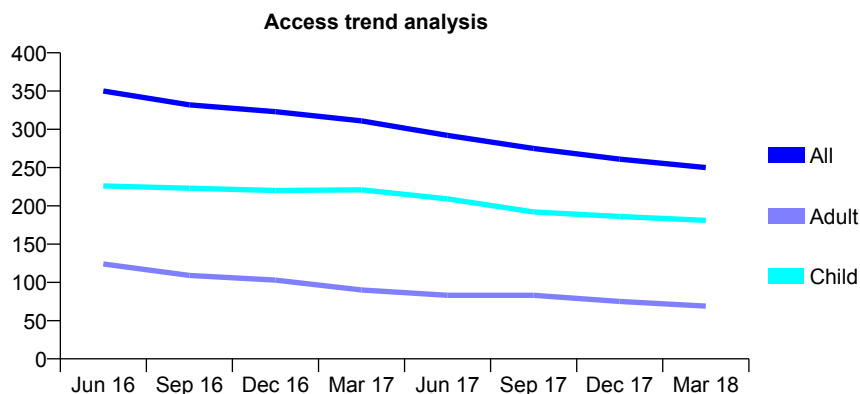
Q64 - Vital Signs At a Glance Contract Report for 262579/0001 - Year end March 2018

Name or company name	MR M OTHMAN
Contract type name	GDS Contract
Purpose of contract	General
Contract start date	10/09/2007
Contract end date	

17/18 Contracted general activity (UDA)	600
Carry forward general activity (UDA)	0
17/18 Contracted orthodontic activity (UOA)	0
Carry forward orthodontic activity (UOA)	0
Baseline contract value	£14,930.99

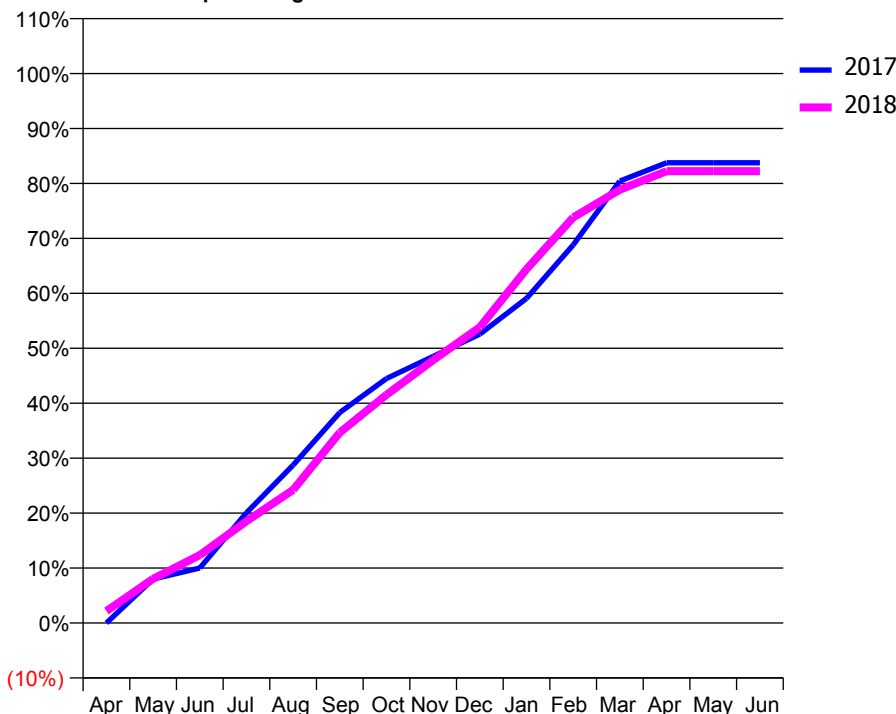
ACCESS*

Patients seen in 24 months	Total	Change since previous quarter
Quarter ending March 2017	311	
Quarter ending June 2017	292	↓
Quarter ending September 2017	275	↓
Quarter ending December 2017	261	↓
Quarter ending March 2018	250	↓
Variance since March 2017	(19.6%)	↓



ACTIVITY

Cumulative percentage of contracted UDA delivered 2017 & 2018



Adjusted Scheduled Activity (UDA)

Month	2017	2018
April	0	13
May	48	48
June	60	74
July	120	111
August	172	145
September	230	208
October	267	249
November	291	287
December	315	323
January	354	386
February	413	443
March	483	473
April	503	493
May	503	493
June	503	493

QUALITY

	Quantity	Base Number	Contract	AT	Region	England
% of FP17s for the same patient ID Re-attending within 3 months - Children	24	290	8.3%	9.1%	11.5%	11.9%
% of FP17s for the same patient ID Re-attending within 3 months - Adults	6	60	10.0%	13.5%	15.9%	16.0%
% of FP17s for the same patient ID Re-attending between 3 & 9 months - Children	201	290	69.3%	61.7%	60.6%	58.3%
% of FP17s for the same patient ID Re-attending between 3 & 9 months - Adults	39	60	65.0%	51.8%	51.6%	50.3%
% of FP17s for Band 1 Urgent Courses	17	350	4.9%	8.1%	9.5%	9.1%
% of FP17s Relating to Free Repair or Replacements	0	350	0.0%	0.7%	0.7%	0.8%
% of FP17s Relating to Continuations	0	350	0.0%	1.0%	1.0%	1.0%
% of Patients satisfied with the dentistry they have received	1	1	N/A	92.8%	92.0%	91.5%
% of Patients satisfied with the time they had to wait for an appointment	1	1	N/A	88.4%	88.1%	87.9%

* This is based on patients treated on this contract for their most recent course of treatment. Figures in italics indicate the base number of FP17s or Patient Questionnaire responses are less than 100. N/A is shown where the base number of responses is less than 10 during the period. % is calculated as Quantity/Base number*100

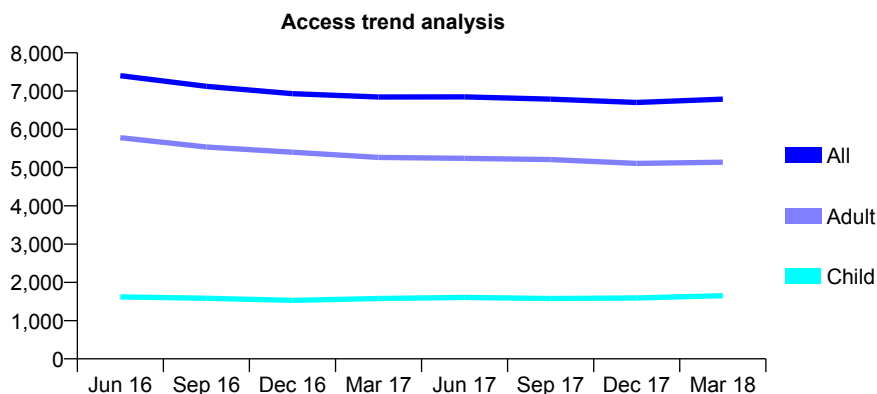
Q64 - Vital Signs At a Glance Contract Report for 270563/0003 - Year end March 2018

Name or company name	MR RS DHARWAR
Contract type name	GDS Contract
Purpose of contract	General and Orthodontic
Contract start date	01/02/2014
Contract end date	

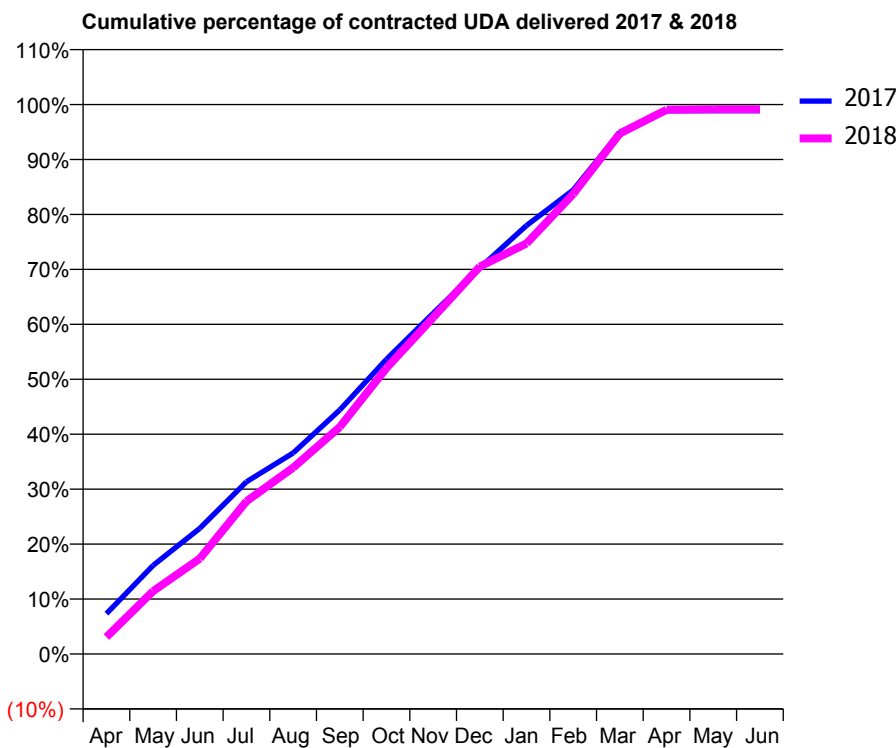
17/18 Contracted general activity (UDA)	19,451
Carry forward general activity (UDA)	217
17/18 Contracted orthodontic activity (UOA)	5,915
Carry forward orthodontic activity (UOA)	-26
Baseline contract value	£839,839.85

ACCESS*

Patients seen in 24 months	Total	Change since previous quarter
Quarter ending March 2017	6,845	
Quarter ending June 2017	6,847	→
Quarter ending September 2017	6,790	→
Quarter ending December 2017	6,702	↓
Quarter ending March 2018	6,789	→
Variance since March 2017	(0.8%)	→



ACTIVITY



Month	Adjusted Scheduled Activity (UDA)	
	2017	2018
April	1,426	602
May	3,135	2,223
June	4,448	3,379
July	6,098	5,405
August	7,116	6,596
September	8,638	8,037
October	10,434	10,124
November	12,063	11,912
December	13,667	13,715
January	15,168	14,530
February	16,422	16,280
March	18,469	18,425
April	19,232	19,266
May	19,234	19,283
June	19,234	19,283

QUALITY

	Quantity	Base Number	Contract	AT	Region	England
% of FP17s for the same patient ID Re-attending within 3 months - Children	178	2,593	6.9%	9.1%	11.5%	11.9%
% of FP17s for the same patient ID Re-attending within 3 months - Adults	931	7,847	11.9%	13.5%	15.9%	16.0%
% of FP17s for the same patient ID Re-attending between 3 & 9 months - Children	1,563	2,593	60.3%	61.7%	60.6%	58.3%
% of FP17s for the same patient ID Re-attending between 3 & 9 months - Adults	5,255	7,847	67.0%	51.8%	51.6%	50.3%
% of FP17s for Band 1 Urgent Courses	902	10,345	8.7%	8.1%	9.5%	9.1%
% of FP17s Relating to Free Repair or Replacements	56	10,345	0.5%	0.7%	0.7%	0.8%
% of FP17s Relating to Continuations	31	10,345	0.3%	1.0%	1.0%	1.0%
% of Patients satisfied with the dentistry they have received	12	13	92.3%	92.8%	92.0%	91.5%
% of Patients satisfied with the time they had to wait for an appointment	12	13	92.3%	88.4%	88.1%	87.9%

* This is based on patients treated on this contract for their most recent course of treatment. Figures in italics indicate the base number of FP17s or Patient Questionnaire responses are less than 100. N/A is shown where the base number of responses is less than 10 during the period. % is calculated as Quantity/Base number*100

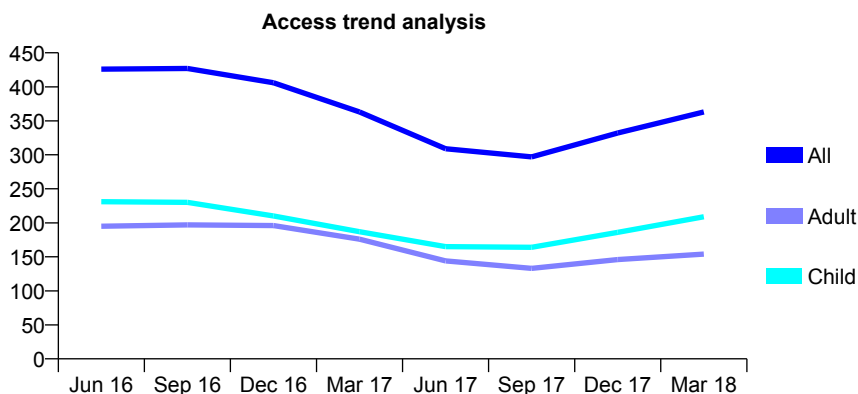
Q64 - Vital Signs At a Glance Contract Report for 272760/0001 - Year end March 2018

Name or company name	MR BY CHAN
Contract type name	GDS Contract
Purpose of contract	General
Contract start date	16/12/2010
Contract end date	

17/18 Contracted general activity (UDA)	850
Carry forward general activity (UDA)	-17
17/18 Contracted orthodontic activity (UOA)	0
Carry forward orthodontic activity (UOA)	0
Baseline contract value	£17,785.56

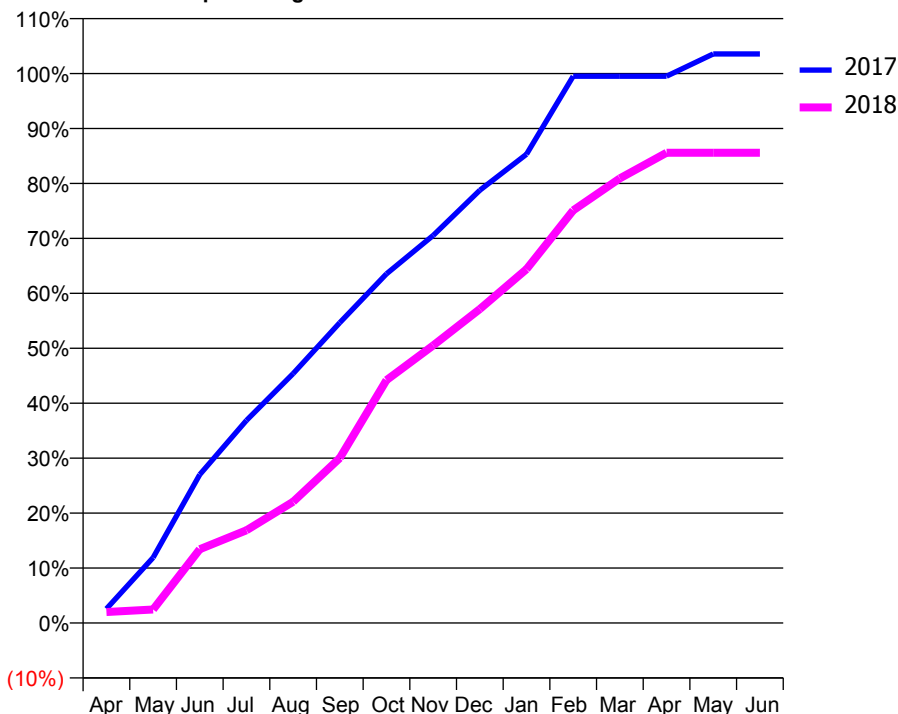
ACCESS*

Patients seen in 24 months	Total	Change since previous quarter
Quarter ending March 2017	363	
Quarter ending June 2017	309	↓
Quarter ending September 2017	297	↓
Quarter ending December 2017	332	↑
Quarter ending March 2018	363	↑
Variance since March 2017	0.0%	→



ACTIVITY

Cumulative percentage of contracted UDA delivered 2017 & 2018



Month	Adjusted Scheduled Activity (UDA)	
	2017	2018
April	22	17
May	101	21
June	230	114
July	313	143
August	386	188
September	465	255
October	540	376
November	600	429
December	669	486
January	725	547
February	846	638
March	846	688
April	846	727
May	880	727
June	880	727

QUALITY

	Quantity	Base Number	Contract	AT	Region	England
% of FP17s for the same patient ID Re-attending within 3 months - Children	8	267	3.0%	9.1%	11.5%	11.9%
% of FP17s for the same patient ID Re-attending within 3 months - Adults	17	161	10.6%	13.5%	15.9%	16.0%
% of FP17s for the same patient ID Re-attending between 3 & 9 months - Children	80	267	30.0%	61.7%	60.6%	58.3%
% of FP17s for the same patient ID Re-attending between 3 & 9 months - Adults	32	161	19.9%	51.8%	51.6%	50.3%
% of FP17s for Band 1 Urgent Courses	37	420	8.8%	8.1%	9.5%	9.1%
% of FP17s Relating to Free Repair or Replacements	1	420	0.2%	0.7%	0.7%	0.8%
% of FP17s Relating to Continuations	6	420	1.4%	1.0%	1.0%	1.0%
% of Patients satisfied with the dentistry they have received	0	0	N/A	92.8%	92.0%	91.5%
% of Patients satisfied with the time they had to wait for an appointment	0	0	N/A	88.4%	88.1%	87.9%

* This is based on patients treated on this contract for their most recent course of treatment. Figures in italics indicate the base number of FP17s or Patient Questionnaire responses are less than 100. N/A is shown where the base number of responses is less than 10 during the period. % is calculated as Quantity/Base number*100

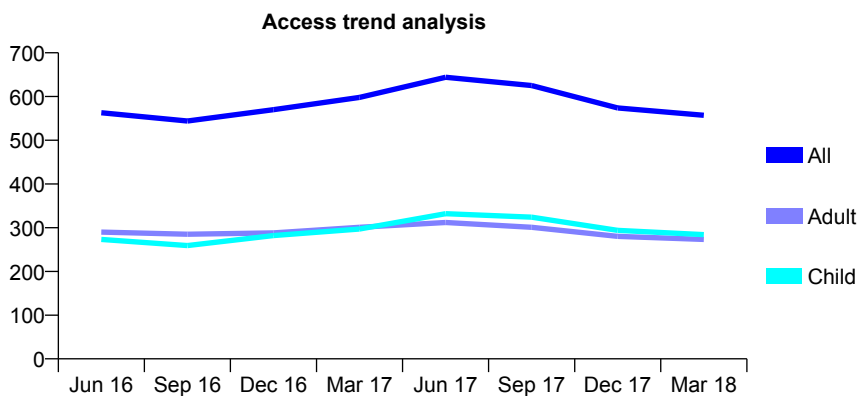
Q64 - Vital Signs At a Glance Contract Report for 272760/0002 - Year end March 2018

Name or company name	MR BY CHAN
Contract type name	GDS Contract
Purpose of contract	General
Contract start date	16/12/2010
Contract end date	

17/18 Contracted general activity (UDA)	1,300
Carry forward general activity (UDA)	13
17/18 Contracted orthodontic activity (UOA)	0
Carry forward orthodontic activity (UOA)	0
Baseline contract value	£31,374.35

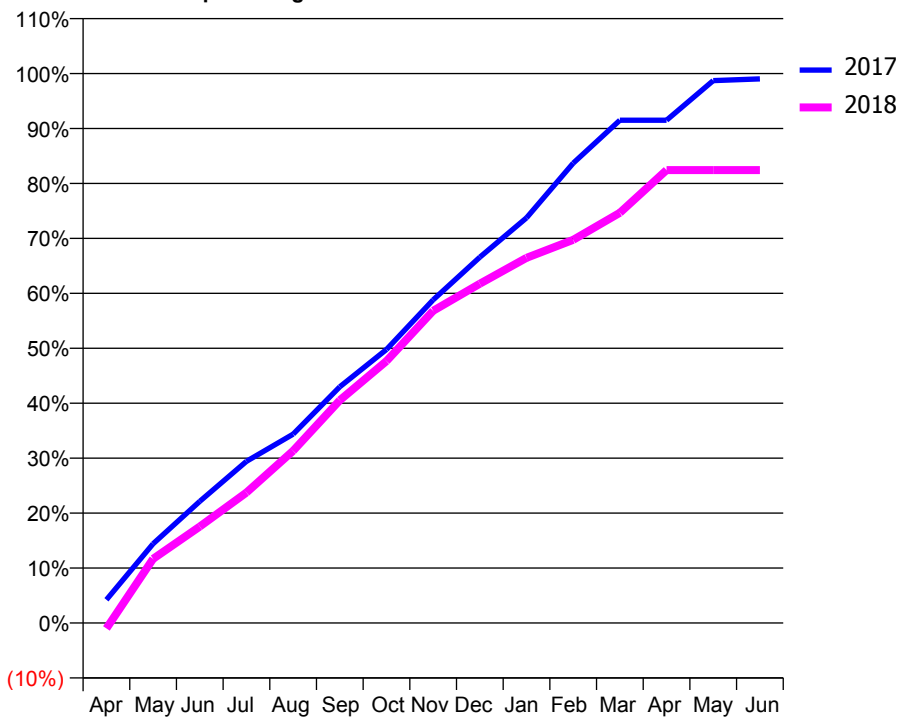
ACCESS*

Patients seen in 24 months	Total	Change since previous quarter
Quarter ending March 2017	598	
Quarter ending June 2017	644	↑
Quarter ending September 2017	625	↓
Quarter ending December 2017	574	↓
Quarter ending March 2018	557	↓
Variance since March 2017	(6.9%)	↓



ACTIVITY

Cumulative percentage of contracted UDA delivered 2017 & 2018



Month	Adjusted Scheduled Activity (UDA)	
	2017	2018
April	55	-13
May	188	152
June	288	228
July	383	309
August	447	407
September	559	527
October	647	620
November	764	739
December	866	803
January	958	864
February	1,088	906
March	1,189	970
April	1,189	1,072
May	1,283	1,072
June	1,287	1,072

QUALITY

	Quantity	Base Number	Contract	AT	Region	England
% of FP17s for the same patient ID Re-attending within 3 months - Children	8	398	2.0%	9.1%	11.5%	11.9%
% of FP17s for the same patient ID Re-attending within 3 months - Adults	28	287	9.8%	13.5%	15.9%	16.0%
% of FP17s for the same patient ID Re-attending between 3 & 9 months - Children	173	398	43.5%	61.7%	60.6%	58.3%
% of FP17s for the same patient ID Re-attending between 3 & 9 months - Adults	103	287	35.9%	51.8%	51.6%	50.3%
% of FP17s for Band 1 Urgent Courses	38	671	5.7%	8.1%	9.5%	9.1%
% of FP17s Relating to Free Repair or Replacements	3	671	0.4%	0.7%	0.7%	0.8%
% of FP17s Relating to Continuations	3	671	0.4%	1.0%	1.0%	1.0%
% of Patients satisfied with the dentistry they have received	1	1	N/A	92.8%	92.0%	91.5%
% of Patients satisfied with the time they had to wait for an appointment	1	1	N/A	88.4%	88.1%	87.9%

* This is based on patients treated on this contract for their most recent course of treatment. Figures in italics indicate the base number of FP17s or Patient Questionnaire responses are less than 100. N/A is shown where the base number of responses is less than 10 during the period. % is calculated as Quantity/Base number*100

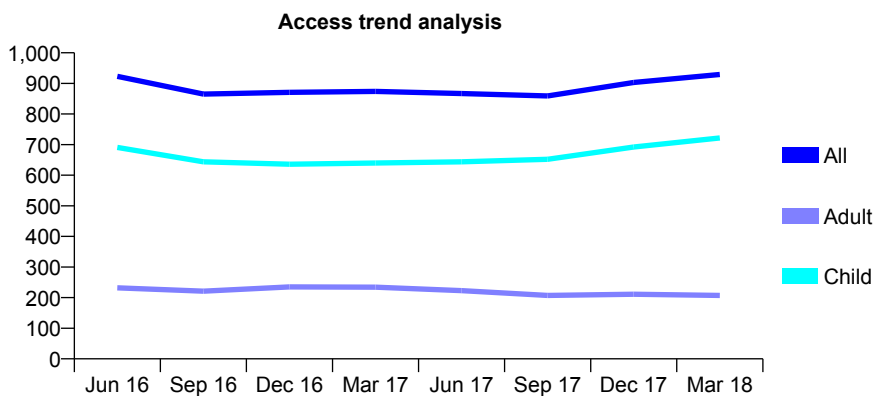
Q64 - Vital Signs At a Glance Contract Report for 272795/0001 - Year end March 2018

Name or company name	MR MF ISAACS
Contract type name	GDS Contract
Purpose of contract	General
Contract start date	07/02/2007
Contract end date	

17/18 Contracted general activity (UDA)	2,000
Carry forward general activity (UDA)	52
17/18 Contracted orthodontic activity (UOA)	0
Carry forward orthodontic activity (UOA)	0
Baseline contract value	£39,819.48

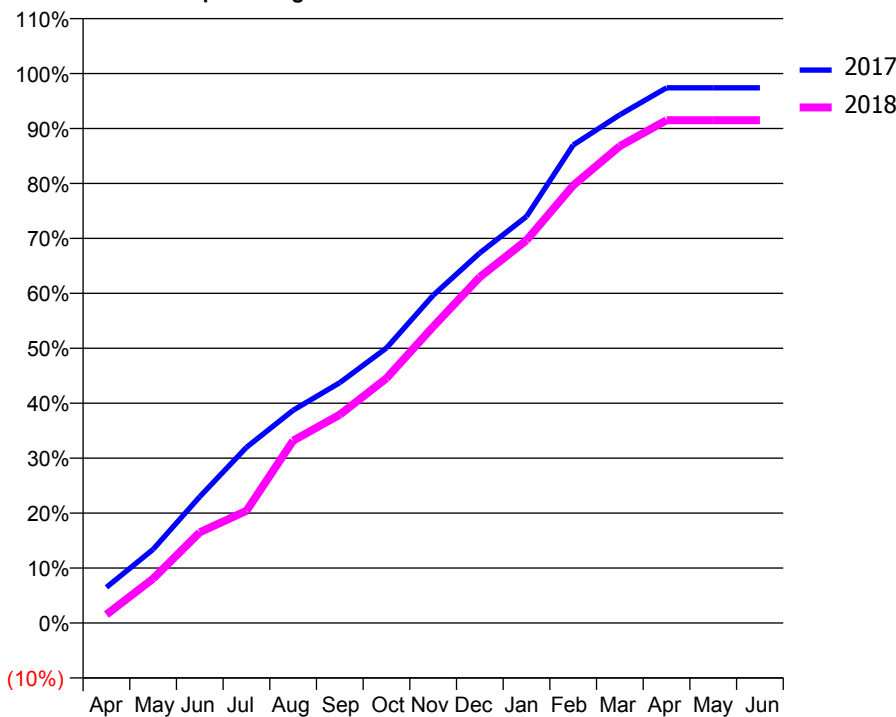
ACCESS*

Patients seen in 24 months	Total	Change since previous quarter
Quarter ending March 2017	874	
Quarter ending June 2017	867	→
Quarter ending September 2017	859	→
Quarter ending December 2017	903	↑
Quarter ending March 2018	929	↑
Variance since March 2017	6.3%	↑



ACTIVITY

Cumulative percentage of contracted UDA delivered 2017 & 2018



Month	Adjusted Scheduled Activity (UDA)	
	2017	2018
April	130	31
May	268	161
June	460	330
July	639	409
August	774	664
September	875	758
October	1,001	891
November	1,193	1,079
December	1,347	1,259
January	1,479	1,393
February	1,740	1,593
March	1,850	1,736
April	1,948	1,830
May	1,948	1,830
June	1,948	1,830

QUALITY

	Quantity	Base Number	Contract	AT	Region	England
% of FP17s for the same patient ID Re-attending within 3 months - Children	87	1,085	8.0%	9.1%	11.5%	11.9%
% of FP17s for the same patient ID Re-attending within 3 months - Adults	23	185	12.4%	13.5%	15.9%	16.0%
% of FP17s for the same patient ID Re-attending between 3 & 9 months - Children	602	1,085	55.5%	61.7%	60.6%	58.3%
% of FP17s for the same patient ID Re-attending between 3 & 9 months - Adults	92	185	49.7%	51.8%	51.6%	50.3%
% of FP17s for Band 1 Urgent Courses	100	1,267	7.9%	8.1%	9.5%	9.1%
% of FP17s Relating to Free Repair or Replacements	0	1,267	0.0%	0.7%	0.7%	0.8%
% of FP17s Relating to Continuations	15	1,267	1.2%	1.0%	1.0%	1.0%
% of Patients satisfied with the dentistry they have received	1	1	N/A	92.8%	92.0%	91.5%
% of Patients satisfied with the time they had to wait for an appointment	1	1	N/A	88.4%	88.1%	87.9%

* This is based on patients treated on this contract for their most recent course of treatment. Figures in italics indicate the base number of FP17s or Patient Questionnaire responses are less than 100. N/A is shown where the base number of responses is less than 10 during the period. % is calculated as Quantity/Base number*100

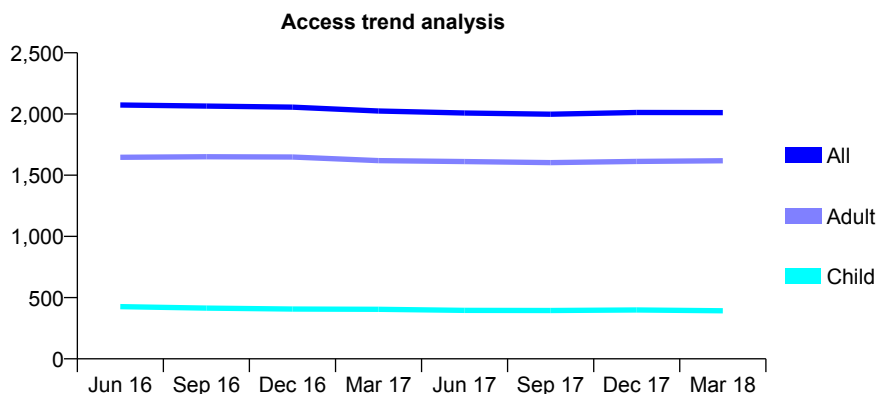
Q64 - Vital Signs At a Glance Contract Report for 303828/0001 - Year end March 2018

Name or company name	MR J ROBSON
Contract type name	GDS Contract
Purpose of contract	General
Contract start date	01/04/2006
Contract end date	

17/18 Contracted general activity (UDA)	6,039
Carry forward general activity (UDA)	-47
17/18 Contracted orthodontic activity (UOA)	0
Carry forward orthodontic activity (UOA)	0
Baseline contract value	£167,890.63

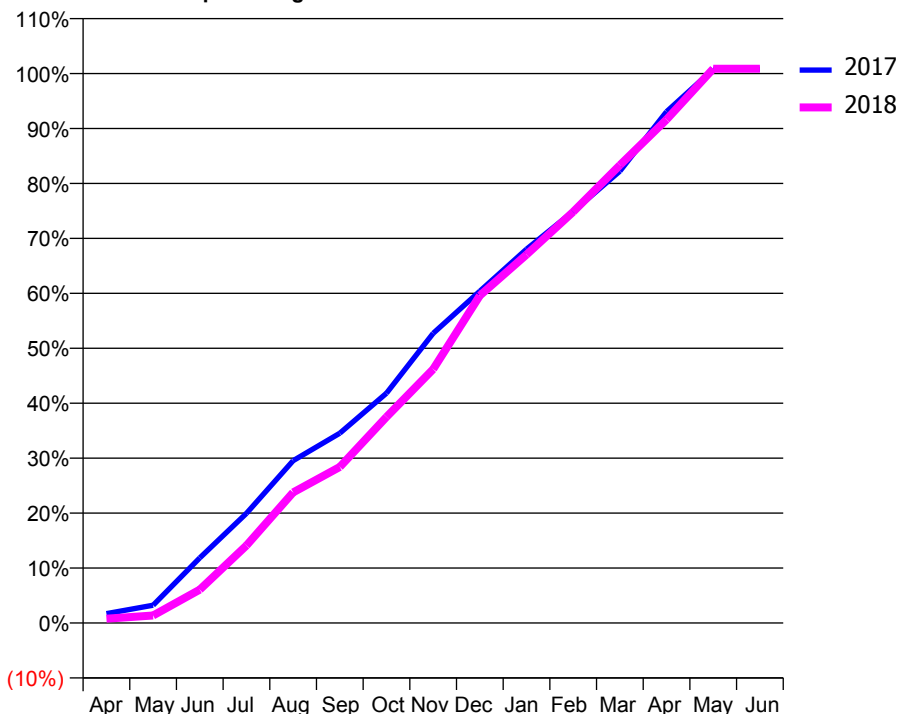
ACCESS*

Patients seen in 24 months	Total	Change since previous quarter
Quarter ending March 2017	2,024	
Quarter ending June 2017	2,008	→
Quarter ending September 2017	1,998	→
Quarter ending December 2017	2,012	→
Quarter ending March 2018	2,011	→
Variance since March 2017	(0.6%)	→



ACTIVITY

Cumulative percentage of contracted UDA delivered 2017 & 2018



Month	Adjusted Scheduled Activity (UDA)	
	2017	2018
April	103	47
May	196	83
June	716	367
July	1,206	852
August	1,785	1,436
September	2,087	1,716
October	2,526	2,265
November	3,184	2,789
December	3,646	3,599
January	4,108	4,049
February	4,523	4,518
March	4,966	5,031
April	5,619	5,533
May	6,086	6,092
June	6,086	6,092

QUALITY

	Quantity	Base Number	Contract	AT	Region	England
% of FP17s for the same patient ID Re-attending within 3 months - Children	28	649	4.3%	9.1%	11.5%	11.9%
% of FP17s for the same patient ID Re-attending within 3 months - Adults	426	2,854	14.9%	13.5%	15.9%	16.0%
% of FP17s for the same patient ID Re-attending between 3 & 9 months - Children	424	649	65.3%	61.7%	60.6%	58.3%
% of FP17s for the same patient ID Re-attending between 3 & 9 months - Adults	1,837	2,854	64.4%	51.8%	51.6%	50.3%
% of FP17s for Band 1 Urgent Courses	328	3,433	9.6%	8.1%	9.5%	9.1%
% of FP17s Relating to Free Repair or Replacements	42	3,433	1.2%	0.7%	0.7%	0.8%
% of FP17s Relating to Continuations	30	3,433	0.9%	1.0%	1.0%	1.0%
% of Patients satisfied with the dentistry they have received	4	4	N/A	92.8%	92.0%	91.5%
% of Patients satisfied with the time they had to wait for an appointment	4	4	N/A	88.4%	88.1%	87.9%

* This is based on patients treated on this contract for their most recent course of treatment. Figures in italics indicate the base number of FP17s or Patient Questionnaire responses are less than 100. N/A is shown where the base number of responses is less than 10 during the period. % is calculated as Quantity/Base number*100

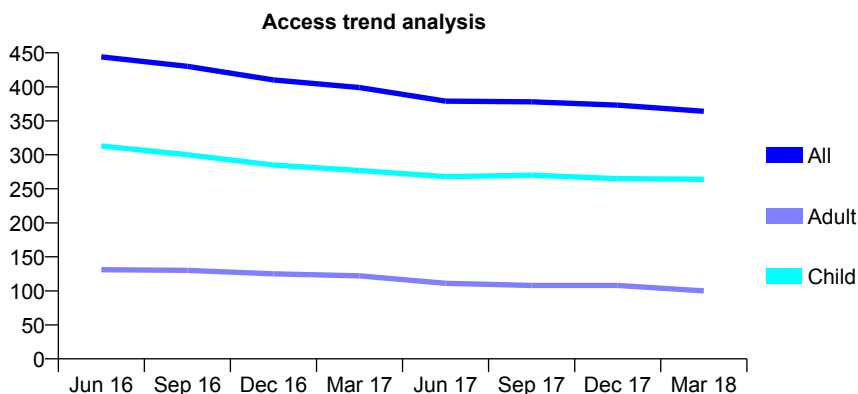
Q64 - Vital Signs At a Glance Contract Report for 308951/0001 - Year end March 2018

Name or company name	MR DM MEDCALF
Contract type name	GDS Contract
Purpose of contract	General
Contract start date	01/04/2006
Contract end date	

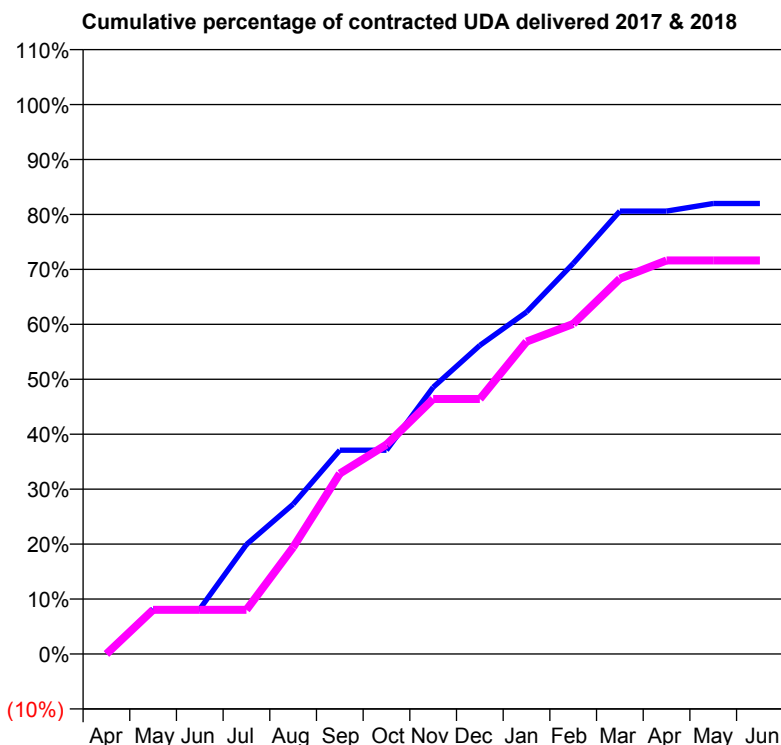
17/18 Contracted general activity (UDA)	723
Carry forward general activity (UDA)	0
17/18 Contracted orthodontic activity (UOA)	0
Carry forward orthodontic activity (UOA)	0
Baseline contract value	£15,441.49

ACCESS*

Patients seen in 24 months	Total	Change since previous quarter
Quarter ending March 2017	399	
Quarter ending June 2017	379	↓
Quarter ending September 2017	378	→
Quarter ending December 2017	373	↓
Quarter ending March 2018	364	↓
Variance since March 2017	(8.8%)	↓



ACTIVITY



Month	Adjusted Scheduled Activity (UDA)	
	2017	2018
April	1	0
May	59	58
June	59	58
July	144	58
August	197	140
September	268	237
October	268	276
November	351	336
December	406	336
January	450	411
February	514	434
March	583	494
April	583	518
May	593	518
June	593	518

QUALITY

	Quantity	Base Number	Contract	AT	Region	England
% of FP17s for the same patient ID Re-attending within 3 months - Children	7	322	2.2%	9.1%	11.5%	11.9%
% of FP17s for the same patient ID Re-attending within 3 months - Adults	9	78	11.5%	13.5%	15.9%	16.0%
% of FP17s for the same patient ID Re-attending between 3 & 9 months - Children	186	322	57.8%	61.7%	60.6%	58.3%
% of FP17s for the same patient ID Re-attending between 3 & 9 months - Adults	36	78	46.2%	51.8%	51.6%	50.3%
% of FP17s for Band 1 Urgent Courses	9	412	2.2%	8.1%	9.5%	9.1%
% of FP17s Relating to Free Repair or Replacements	0	412	0.0%	0.7%	0.7%	0.8%
% of FP17s Relating to Continuations	0	412	0.0%	1.0%	1.0%	1.0%
% of Patients satisfied with the dentistry they have received	0	0	N/A	92.8%	92.0%	91.5%
% of Patients satisfied with the time they had to wait for an appointment	0	0	N/A	88.4%	88.1%	87.9%

* This is based on patients treated on this contract for their most recent course of treatment. Figures in italics indicate the base number of FP17s or Patient Questionnaire responses are less than 100. N/A is shown where the base number of responses is less than 10 during the period. % is calculated as Quantity/Base number*100

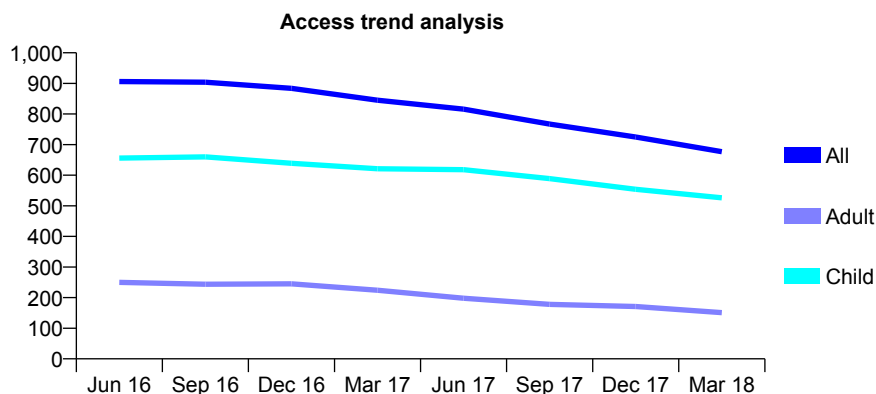
Q64 - Vital Signs At a Glance Contract Report for 320072/0001 - Year end March 2018

Name or company name	Larkhall Dental Rooms
Contract type name	GDS Contract
Purpose of contract	General
Contract start date	01/04/2006
Contract end date	

17/18 Contracted general activity (UDA)	2,630
Carry forward general activity (UDA)	0
17/18 Contracted orthodontic activity (UOA)	0
Carry forward orthodontic activity (UOA)	0
Baseline contract value	£84,349.17

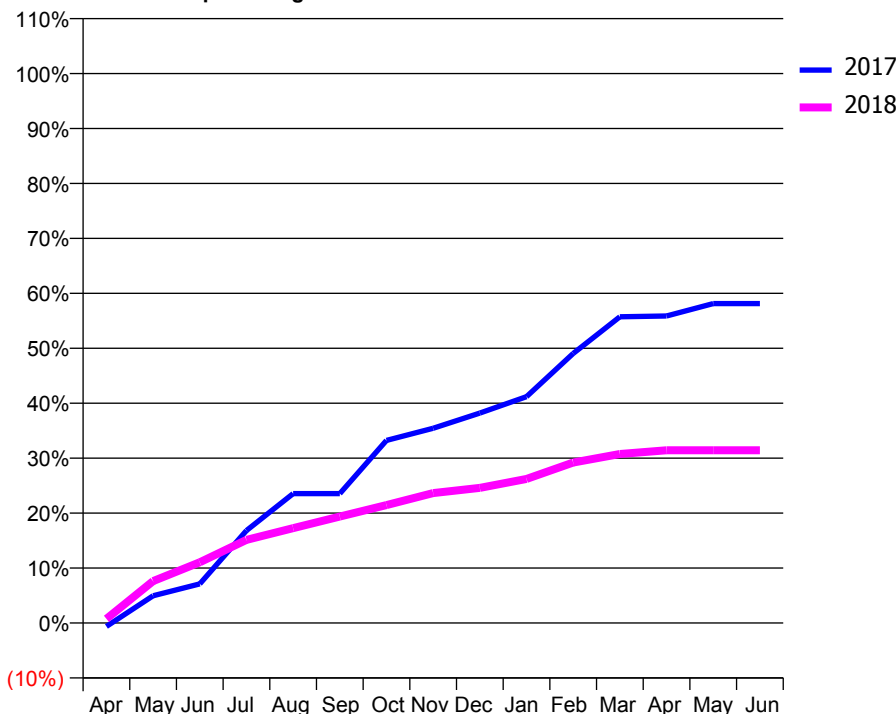
ACCESS*

Patients seen in 24 months	Total	Change since previous quarter
Quarter ending March 2017	845	
Quarter ending June 2017	816	↓
Quarter ending September 2017	767	↓
Quarter ending December 2017	725	↓
Quarter ending March 2018	677	↓
Variance since March 2017	(19.9%)	↓



ACTIVITY

Cumulative percentage of contracted UDA delivered 2017 & 2018



Adjusted Scheduled Activity (UDA)

Month	2017	2018
April	-17	20
May	131	201
June	188	291
July	442	398
August	619	454
September	619	510
October	874	565
November	932	622
December	1,005	647
January	1,083	690
February	1,290	768
March	1,466	809
April	1,470	827
May	1,529	827
June	1,529	827

QUALITY

	Quantity	Base Number	Contract	AT	Region	England
% of FP17s for the same patient ID Re-attending within 3 months - Children	13	523	2.5%	9.1%	11.5%	11.9%
% of FP17s for the same patient ID Re-attending within 3 months - Adults	10	82	12.2%	13.5%	15.9%	16.0%
% of FP17s for the same patient ID Re-attending between 3 & 9 months - Children	265	523	50.7%	61.7%	60.6%	58.3%
% of FP17s for the same patient ID Re-attending between 3 & 9 months - Adults	47	82	57.3%	51.8%	51.6%	50.3%
% of FP17s for Band 1 Urgent Courses	23	573	4.0%	8.1%	9.5%	9.1%
% of FP17s Relating to Free Repair or Replacements	0	573	0.0%	0.7%	0.7%	0.8%
% of FP17s Relating to Continuations	0	573	0.0%	1.0%	1.0%	1.0%
% of Patients satisfied with the dentistry they have received	1	1	N/A	92.8%	92.0%	91.5%
% of Patients satisfied with the time they had to wait for an appointment	1	1	N/A	88.4%	88.1%	87.9%

* This is based on patients treated on this contract for their most recent course of treatment. Figures in italics indicate the base number of FP17s or Patient Questionnaire responses are less than 100. N/A is shown where the base number of responses is less than 10 during the period. % is calculated as Quantity/Base number*100

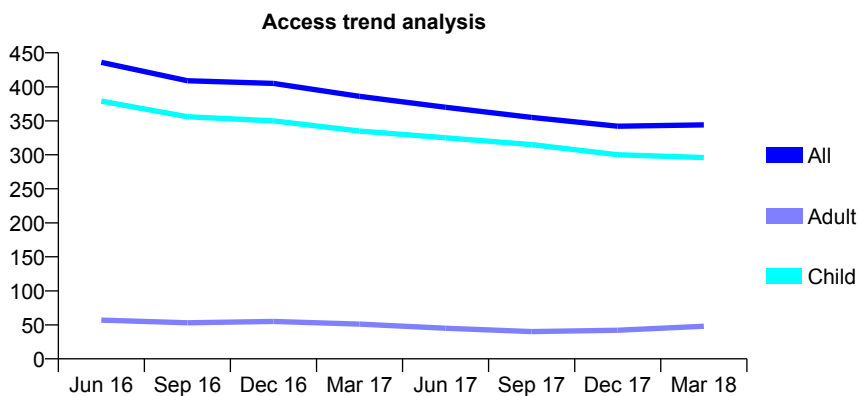
Q64 - Vital Signs At a Glance Contract Report for 325058/0001 - Year end March 2018

Name or company name	Batheaston Dental Rooms Partnership
Contract type name	GDS Contract
Purpose of contract	General
Contract start date	01/04/2006
Contract end date	

17/18 Contracted general activity (UDA)	600
Carry forward general activity (UDA)	1
17/18 Contracted orthodontic activity (UOA)	0
Carry forward orthodontic activity (UOA)	0
Baseline contract value	£16,026.88

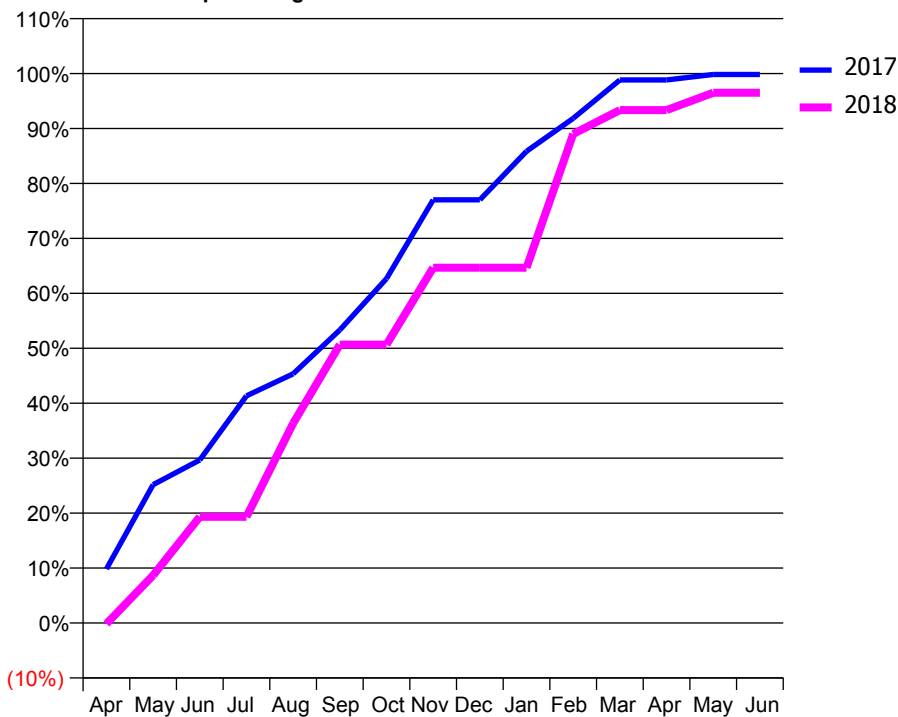
ACCESS*

Patients seen in 24 months	Total	Change since previous quarter
Quarter ending March 2017	386	
Quarter ending June 2017	370	↓
Quarter ending September 2017	355	↓
Quarter ending December 2017	342	↓
Quarter ending March 2018	344	→
Variance since March 2017	(10.9%)	↓



ACTIVITY

Cumulative percentage of contracted UDA delivered 2017 & 2018



Month	Adjusted Scheduled Activity (UDA)	
	2017	2018
April	59	-1
May	151	52
June	178	116
July	248	116
August	272	218
September	320	304
October	376	304
November	462	388
December	462	388
January	515	388
February	551	534
March	593	560
April	593	560
May	599	579
June	599	579

QUALITY

	Quantity	Base Number	Contract	AT	Region	England
% of FP17s for the same patient ID Re-attending within 3 months - Children	18	419	4.3%	9.1%	11.5%	11.9%
% of FP17s for the same patient ID Re-attending within 3 months - Adults	1	21	4.8%	13.5%	15.9%	16.0%
% of FP17s for the same patient ID Re-attending between 3 & 9 months - Children	249	419	59.4%	61.7%	60.6%	58.3%
% of FP17s for the same patient ID Re-attending between 3 & 9 months - Adults	10	21	47.6%	51.8%	51.6%	50.3%
% of FP17s for Band 1 Urgent Courses	0	451	0.0%	8.1%	9.5%	9.1%
% of FP17s Relating to Free Repair or Replacements	0	451	0.0%	0.7%	0.7%	0.8%
% of FP17s Relating to Continuations	6	451	1.3%	1.0%	1.0%	1.0%
% of Patients satisfied with the dentistry they have received	1	1	N/A	92.8%	92.0%	91.5%
% of Patients satisfied with the time they had to wait for an appointment	0	1	N/A	88.4%	88.1%	87.9%

* This is based on patients treated on this contract for their most recent course of treatment. Figures in italics indicate the base number of FP17s or Patient Questionnaire responses are less than 100. N/A is shown where the base number of responses is less than 10 during the period. % is calculated as Quantity/Base number*100

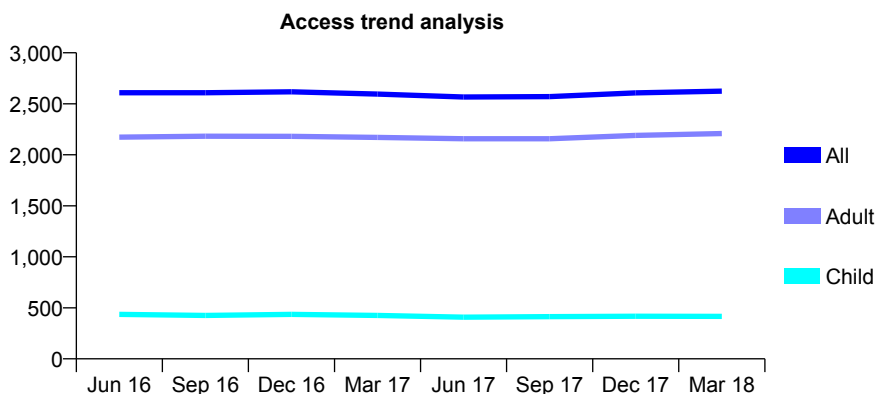
Q64 - Vital Signs At a Glance Contract Report for 325899/0001 - Year end March 2018

Name or company name	MR ID STORRAR
Contract type name	GDS Contract
Purpose of contract	General
Contract start date	01/04/2006
Contract end date	

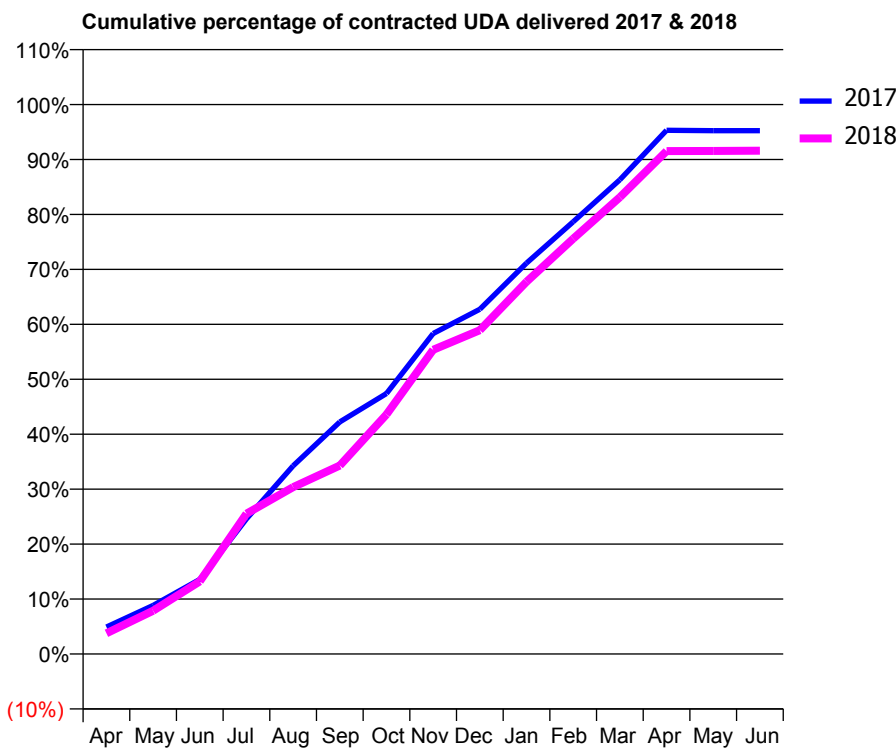
17/18 Contracted general activity (UDA)	7,900
Carry forward general activity (UDA)	0
17/18 Contracted orthodontic activity (UOA)	0
Carry forward orthodontic activity (UOA)	0
Baseline contract value	£165,688.91

ACCESS*

Patients seen in 24 months	Total	Change since previous quarter
Quarter ending March 2017	2,595	
Quarter ending June 2017	2,567	↓
Quarter ending September 2017	2,571	→
Quarter ending December 2017	2,607	→
Quarter ending March 2018	2,624	→
Variance since March 2017	1.1%	→



ACTIVITY



Month	Adjusted Scheduled Activity (UDA)	
	2017	2018
April	388	297
May	698	622
June	1,073	1,044
July	1,943	2,019
August	2,707	2,400
September	3,336	2,710
October	3,744	3,444
November	4,607	4,374
December	4,957	4,656
January	5,620	5,352
February	6,214	5,971
March	6,817	6,568
April	7,529	7,231
May	7,524	7,233
June	7,524	7,236

QUALITY

	Quantity	Base Number	Contract	AT	Region	England
% of FP17s for the same patient ID Re-attending within 3 months - Children	60	718	8.4%	9.1%	11.5%	11.9%
% of FP17s for the same patient ID Re-attending within 3 months - Adults	509	3,290	15.5%	13.5%	15.9%	16.0%
% of FP17s for the same patient ID Re-attending between 3 & 9 months - Children	431	718	60.0%	61.7%	60.6%	58.3%
% of FP17s for the same patient ID Re-attending between 3 & 9 months - Adults	1,680	3,290	51.1%	51.8%	51.6%	50.3%
% of FP17s for Band 1 Urgent Courses	300	3,976	7.5%	8.1%	9.5%	9.1%
% of FP17s Relating to Free Repair or Replacements	101	3,976	2.5%	0.7%	0.7%	0.8%
% of FP17s Relating to Continuations	91	3,976	2.3%	1.0%	1.0%	1.0%
% of Patients satisfied with the dentistry they have received	13	16	81.3%	92.8%	92.0%	91.5%
% of Patients satisfied with the time they had to wait for an appointment	12	16	75.0%	88.4%	88.1%	87.9%

* This is based on patients treated on this contract for their most recent course of treatment. Figures in italics indicate the base number of FP17s or Patient Questionnaire responses are less than 100. N/A is shown where the base number of responses is less than 10 during the period. % is calculated as Quantity/Base number*100

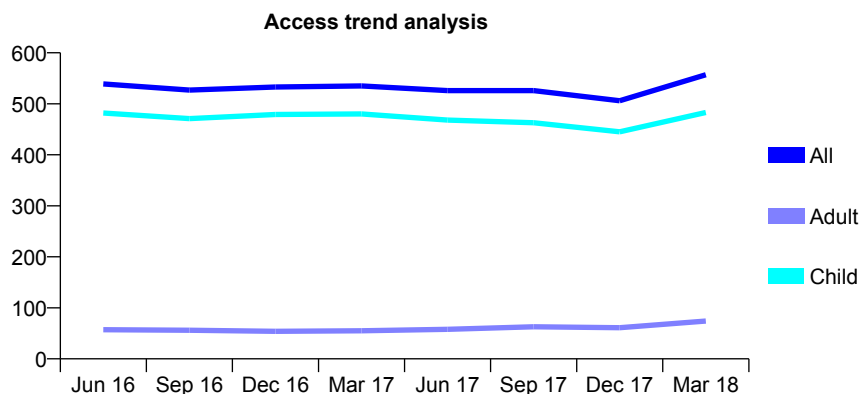
Q64 - Vital Signs At a Glance Contract Report for 334219/0001 - Year end March 2018

Name or company name	MR NM HARRIS
Contract type name	GDS Contract
Purpose of contract	General
Contract start date	01/04/2006
Contract end date	

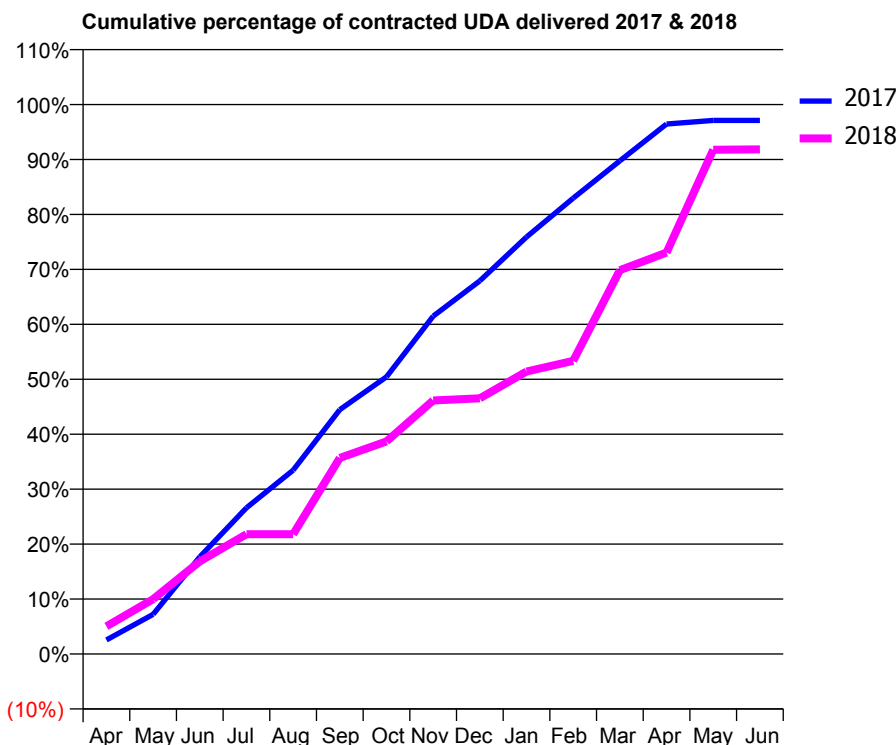
17/18 Contracted general activity (UDA)	1,850
Carry forward general activity (UDA)	54
17/18 Contracted orthodontic activity (UOA)	0
Carry forward orthodontic activity (UOA)	0
Baseline contract value	£62,178.19

ACCESS*

Patients seen in 24 months	Total	Change since previous quarter
Quarter ending March 2017	535	
Quarter ending June 2017	526	↓
Quarter ending September 2017	526	→
Quarter ending December 2017	506	↓
Quarter ending March 2018	557	↑
Variance since March 2017	4.1%	↑



ACTIVITY



Month	Adjusted Scheduled Activity (UDA)	
	2017	2018
April	47	93
May	133	185
June	327	312
July	492	403
August	619	403
September	823	660
October	933	716
November	1,138	854
December	1,256	861
January	1,404	951
February	1,535	987
March	1,660	1,292
April	1,784	1,351
May	1,796	1,698
June	1,796	1,699

QUALITY

	Quantity	Base Number	Contract	AT	Region	England
% of FP17s for the same patient ID Re-attending within 3 months - Children	63	890	7.1%	9.1%	11.5%	11.9%
% of FP17s for the same patient ID Re-attending within 3 months - Adults	1	31	3.2%	13.5%	15.9%	16.0%
% of FP17s for the same patient ID Re-attending between 3 & 9 months - Children	667	890	74.9%	61.7%	60.6%	58.3%
% of FP17s for the same patient ID Re-attending between 3 & 9 months - Adults	25	31	80.6%	51.8%	51.6%	50.3%
% of FP17s for Band 1 Urgent Courses	44	895	4.9%	8.1%	9.5%	9.1%
% of FP17s Relating to Free Repair or Replacements	0	895	0.0%	0.7%	0.7%	0.8%
% of FP17s Relating to Continuations	0	895	0.0%	1.0%	1.0%	1.0%
% of Patients satisfied with the dentistry they have received	1	1	N/A	92.8%	92.0%	91.5%
% of Patients satisfied with the time they had to wait for an appointment	1	1	N/A	88.4%	88.1%	87.9%

* This is based on patients treated on this contract for their most recent course of treatment. Figures in italics indicate the base number of FP17s or Patient Questionnaire responses are less than 100. N/A is shown where the base number of responses is less than 10 during the period. % is calculated as Quantity/Base number*100

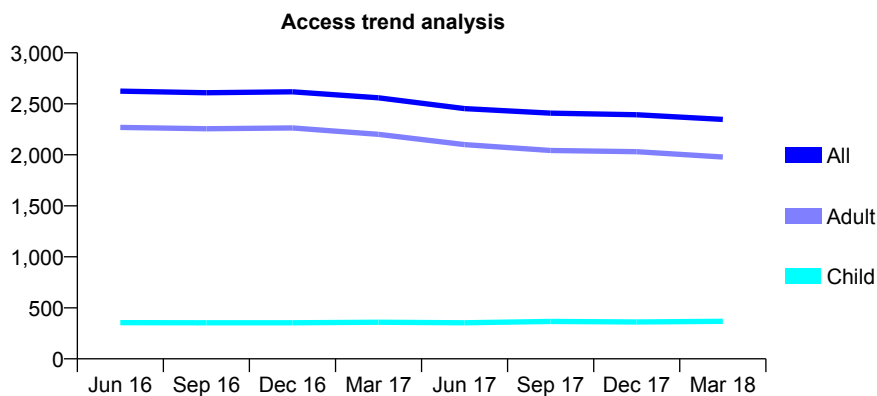
Q64 - Vital Signs At a Glance Contract Report for 335193/0001 - Year end March 2018

Name or company name	MISS KJ TIMOTHY
Contract type name	GDS Contract
Purpose of contract	General
Contract start date	01/04/2006
Contract end date	

17/18 Contracted general activity (UDA)	6,535
Carry forward general activity (UDA)	0
17/18 Contracted orthodontic activity (UOA)	0
Carry forward orthodontic activity (UOA)	0
Baseline contract value	£189,507.13

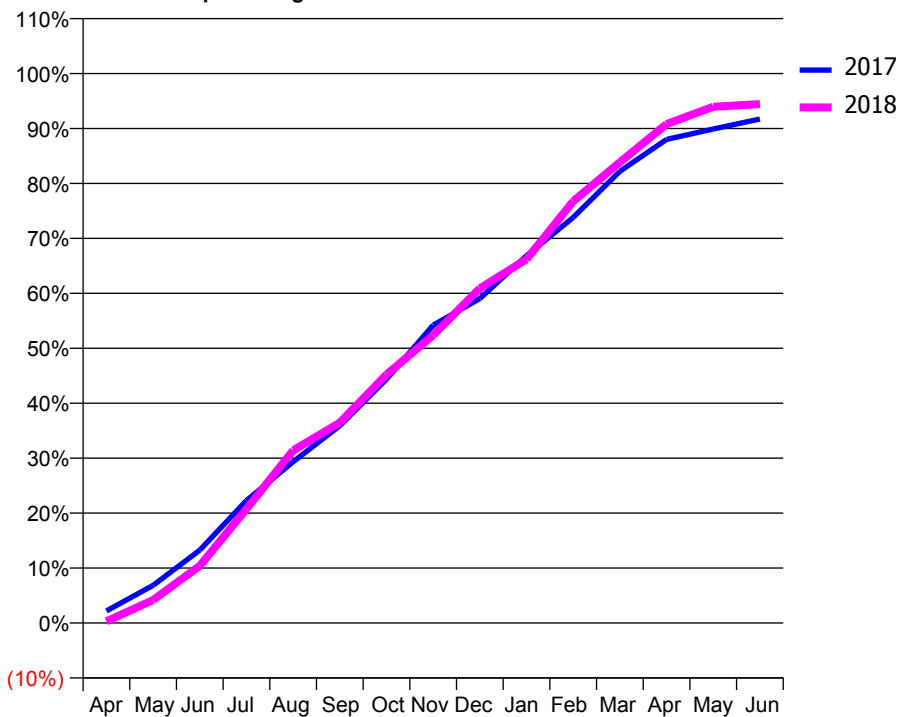
ACCESS*

Patients seen in 24 months	Total	Change since previous quarter
Quarter ending March 2017	2,559	
Quarter ending June 2017	2,453	↓
Quarter ending September 2017	2,409	↓
Quarter ending December 2017	2,393	→
Quarter ending March 2018	2,347	↓
Variance since March 2017	(8.3%)	↓



ACTIVITY

Cumulative percentage of contracted UDA delivered 2017 & 2018



Month	Adjusted Scheduled Activity (UDA)	
	2017	2018
April	143	20
May	447	273
June	867	680
July	1,457	1,356
August	1,919	2,053
September	2,347	2,383
October	2,900	2,956
November	3,542	3,424
December	3,859	3,979
January	4,368	4,326
February	4,824	5,015
March	5,372	5,480
April	5,751	5,934
May	5,875	6,140
June	5,994	6,172

QUALITY

	Quantity	Base Number	Contract	AT	Region	England
% of FP17s for the same patient ID Re-attending within 3 months - Children	48	600	8.0%	9.1%	11.5%	11.9%
% of FP17s for the same patient ID Re-attending within 3 months - Adults	398	2,742	14.5%	13.5%	15.9%	16.0%
% of FP17s for the same patient ID Re-attending between 3 & 9 months - Children	381	600	63.5%	61.7%	60.6%	58.3%
% of FP17s for the same patient ID Re-attending between 3 & 9 months - Adults	1,422	2,742	51.9%	51.8%	51.6%	50.3%
% of FP17s for Band 1 Urgent Courses	237	3,354	7.1%	8.1%	9.5%	9.1%
% of FP17s Relating to Free Repair or Replacements	22	3,354	0.7%	0.7%	0.7%	0.8%
% of FP17s Relating to Continuations	90	3,354	2.7%	1.0%	1.0%	1.0%
% of Patients satisfied with the dentistry they have received	2	2	N/A	92.8%	92.0%	91.5%
% of Patients satisfied with the time they had to wait for an appointment	2	2	N/A	88.4%	88.1%	87.9%

* This is based on patients treated on this contract for their most recent course of treatment. Figures in italics indicate the base number of FP17s or Patient Questionnaire responses are less than 100. N/A is shown where the base number of responses is less than 10 during the period. % is calculated as Quantity/Base number*100

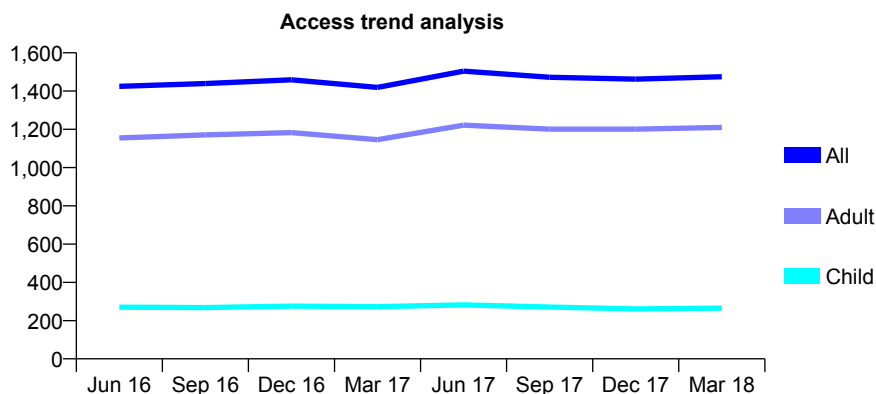
Q64 - Vital Signs At a Glance Contract Report for 335649/0001 - Year end March 2018

Name or company name	MR GS SOLKER
Contract type name	GDS Contract
Purpose of contract	General
Contract start date	12/06/2006
Contract end date	

17/18 Contracted general activity (UDA)	3,861
Carry forward general activity (UDA)	72
17/18 Contracted orthodontic activity (UOA)	0
Carry forward orthodontic activity (UOA)	0
Baseline contract value	£89,384.54

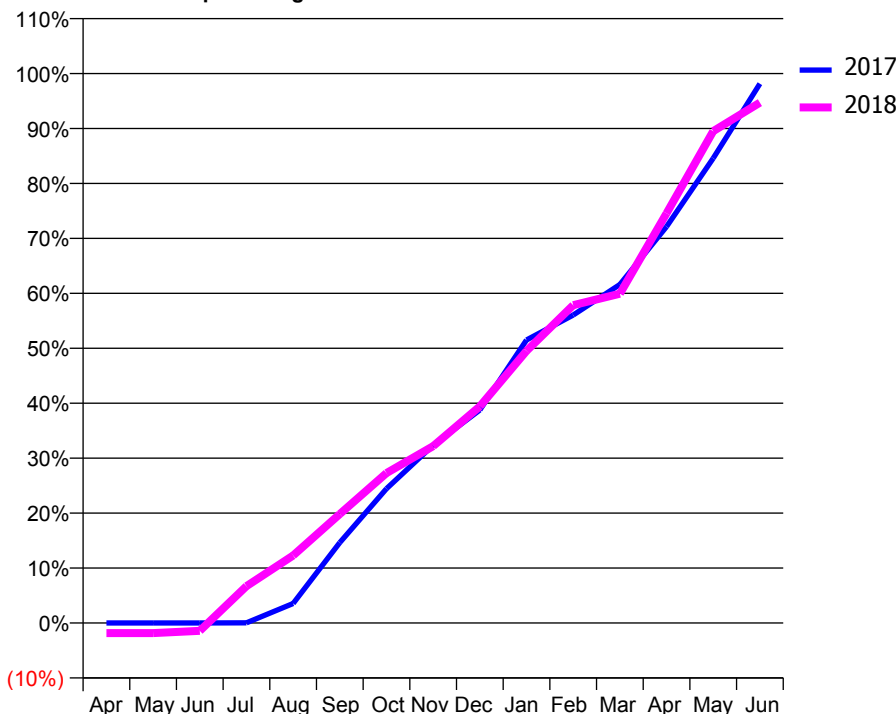
ACCESS*

Patients seen in 24 months	Total	Change since previous quarter
Quarter ending March 2017	1,419	
Quarter ending June 2017	1,504	↑
Quarter ending September 2017	1,472	↓
Quarter ending December 2017	1,462	→
Quarter ending March 2018	1,475	→
Variance since March 2017	3.9%	↑



ACTIVITY

Cumulative percentage of contracted UDA delivered 2017 & 2018



Month	Adjusted Scheduled Activity (UDA)	
	2017	2018
April	0	-72
May	0	-72
June	0	-56
July	1	259
August	137	475
September	565	766
October	944	1,054
November	1,250	1,243
December	1,497	1,522
January	1,989	1,912
February	2,164	2,233
March	2,378	2,314
April	2,785	2,879
May	3,265	3,456
June	3,789	3,656

QUALITY

	Quantity	Base Number	Contract	AT	Region	England
% of FP17s for the same patient ID Re-attending within 3 months - Children	6	384	1.6%	9.1%	11.5%	11.9%
% of FP17s for the same patient ID Re-attending within 3 months - Adults	88	1,571	5.6%	13.5%	15.9%	16.0%
% of FP17s for the same patient ID Re-attending between 3 & 9 months - Children	236	384	61.5%	61.7%	60.6%	58.3%
% of FP17s for the same patient ID Re-attending between 3 & 9 months - Adults	859	1,571	54.7%	51.8%	51.6%	50.3%
% of FP17s for Band 1 Urgent Courses	0	2,070	0.0%	8.1%	9.5%	9.1%
% of FP17s Relating to Free Repair or Replacements	4	2,070	0.2%	0.7%	0.7%	0.8%
% of FP17s Relating to Continuations	0	2,070	0.0%	1.0%	1.0%	1.0%
% of Patients satisfied with the dentistry they have received	4	4	N/A	92.8%	92.0%	91.5%
% of Patients satisfied with the time they had to wait for an appointment	4	4	N/A	88.4%	88.1%	87.9%

* This is based on patients treated on this contract for their most recent course of treatment. Figures in italics indicate the base number of FP17s or Patient Questionnaire responses are less than 100. N/A is shown where the base number of responses is less than 10 during the period. % is calculated as Quantity/Base number*100

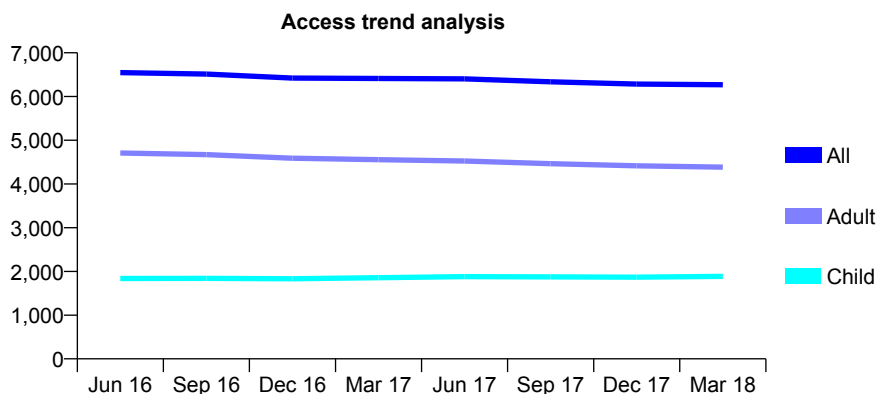
Q64 - Vital Signs At a Glance Contract Report for 344354/0001 - Year end March 2018

Name or company name	MR CS FULLAWAY
Contract type name	GDS Contract
Purpose of contract	General
Contract start date	01/04/2006
Contract end date	

17/18 Contracted general activity (UDA)	12,742
Carry forward general activity (UDA)	71
17/18 Contracted orthodontic activity (UOA)	0
Carry forward orthodontic activity (UOA)	0
Baseline contract value	£344,455.34

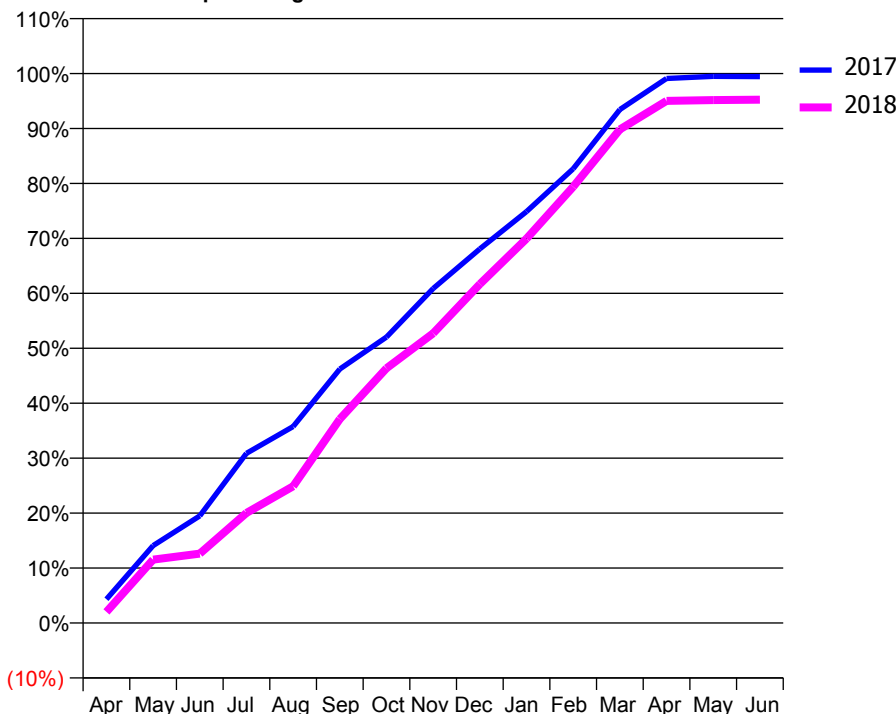
ACCESS*

Patients seen in 24 months	Total	Change since previous quarter
Quarter ending March 2017	6,413	
Quarter ending June 2017	6,405	→
Quarter ending September 2017	6,338	↓
Quarter ending December 2017	6,284	→
Quarter ending March 2018	6,271	→
Variance since March 2017	(2.2%)	↓



ACTIVITY

Cumulative percentage of contracted UDA delivered 2017 & 2018



Adjusted Scheduled Activity (UDA)

Month	2017	2018
April	551	259
May	1,795	1,472
June	2,484	1,608
July	3,936	2,553
August	4,555	3,171
September	5,890	4,730
October	6,631	5,906
November	7,757	6,718
December	8,675	7,858
January	9,542	8,913
February	10,533	10,115
March	11,907	11,445
April	12,627	12,108
May	12,677	12,125
June	12,671	12,134

QUALITY

	Quantity	Base Number	Contract	AT	Region	England
% of FP17s for the same patient ID Re-attending within 3 months - Children	148	2,589	5.7%	9.1%	11.5%	11.9%
% of FP17s for the same patient ID Re-attending within 3 months - Adults	838	5,412	15.5%	13.5%	15.9%	16.0%
% of FP17s for the same patient ID Re-attending between 3 & 9 months - Children	1,389	2,589	53.7%	61.7%	60.6%	58.3%
% of FP17s for the same patient ID Re-attending between 3 & 9 months - Adults	2,490	5,412	46.0%	51.8%	51.6%	50.3%
% of FP17s for Band 1 Urgent Courses	790	6,726	11.7%	8.1%	9.5%	9.1%
% of FP17s Relating to Free Repair or Replacements	72	6,726	1.1%	0.7%	0.7%	0.8%
% of FP17s Relating to Continuations	80	6,726	1.2%	1.0%	1.0%	1.0%
% of Patients satisfied with the dentistry they have received	14	16	87.5%	92.8%	92.0%	91.5%
% of Patients satisfied with the time they had to wait for an appointment	13	16	81.3%	88.4%	88.1%	87.9%

* This is based on patients treated on this contract for their most recent course of treatment. Figures in italics indicate the base number of FP17s or Patient Questionnaire responses are less than 100. N/A is shown where the base number of responses is less than 10 during the period. % is calculated as Quantity/Base number*100

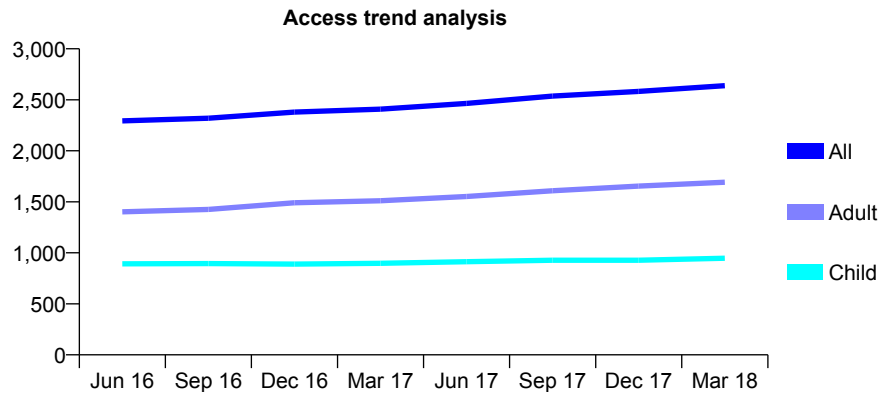
Q64 - Vital Signs At a Glance Contract Report for 354198/0001 - Year end March 2018

Name or company name	MR F ABBASSIAN
Contract type name	GDS Contract
Purpose of contract	General
Contract start date	01/04/2006
Contract end date	

17/18 Contracted general activity (UDA)	8,643
Carry forward general activity (UDA)	284
17/18 Contracted orthodontic activity (UOA)	0
Carry forward orthodontic activity (UOA)	0
Baseline contract value	£214,948.27

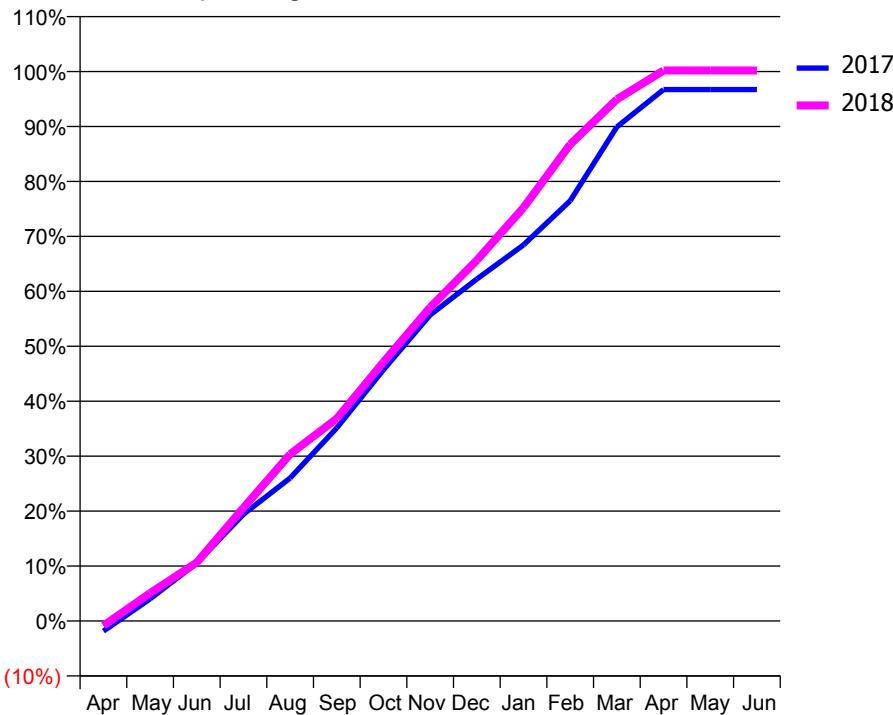
ACCESS*

Patients seen in 24 months	Total	Change since previous quarter
Quarter ending March 2017	2,408	
Quarter ending June 2017	2,465	↑
Quarter ending September 2017	2,537	↑
Quarter ending December 2017	2,582	→
Quarter ending March 2018	2,639	↑
Variance since March 2017	9.6%	↑



ACTIVITY

Cumulative percentage of contracted UDA delivered 2017 & 2018



Month	Adjusted Scheduled Activity (UDA)	
	2017	2018
April	-160	-75
May	349	440
June	913	922
July	1,678	1,783
August	2,249	2,624
September	3,038	3,186
October	3,952	4,074
November	4,814	4,935
December	5,380	5,674
January	5,916	6,503
February	6,611	7,497
March	7,773	8,206
April	8,359	8,660
May	8,359	8,660
June	8,359	8,660

QUALITY

	Quantity	Base Number	Contract	AT	Region	England
% of FP17s for the same patient ID Re-attending within 3 months - Children	84	1,395	6.0%	9.1%	11.5%	11.9%
% of FP17s for the same patient ID Re-attending within 3 months - Adults	308	2,085	14.8%	13.5%	15.9%	16.0%
% of FP17s for the same patient ID Re-attending between 3 & 9 months - Children	871	1,395	62.4%	61.7%	60.6%	58.3%
% of FP17s for the same patient ID Re-attending between 3 & 9 months - Adults	979	2,085	47.0%	51.8%	51.6%	50.3%
% of FP17s for Band 1 Urgent Courses	248	3,512	7.1%	8.1%	9.5%	9.1%
% of FP17s Relating to Free Repair or Replacements	8	3,512	0.2%	0.7%	0.7%	0.8%
% of FP17s Relating to Continuations	56	3,512	1.6%	1.0%	1.0%	1.0%
% of Patients satisfied with the dentistry they have received	4	4	N/A	92.8%	92.0%	91.5%
% of Patients satisfied with the time they had to wait for an appointment	3	4	N/A	88.4%	88.1%	87.9%

* This is based on patients treated on this contract for their most recent course of treatment. Figures in italics indicate the base number of FP17s or Patient Questionnaire responses are less than 100. N/A is shown where the base number of responses is less than 10 during the period. % is calculated as Quantity/Base number*100

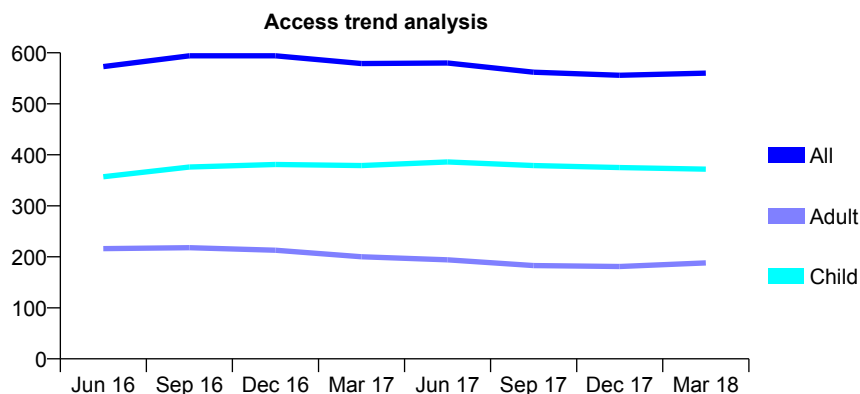
Q64 - Vital Signs At a Glance Contract Report for 354821/0001 - Year end March 2018

Name or company name	MRS EM MARCHANT
Contract type name	GDS Contract
Purpose of contract	General
Contract start date	08/03/2010
Contract end date	

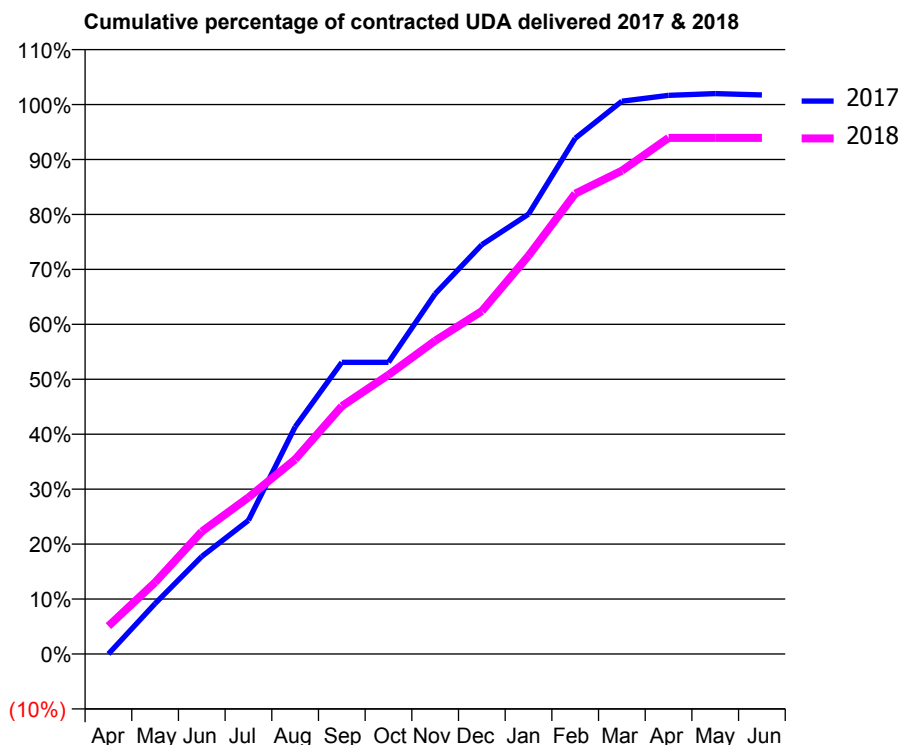
17/18 Contracted general activity (UDA)	1,319
Carry forward general activity (UDA)	-23
17/18 Contracted orthodontic activity (UOA)	0
Carry forward orthodontic activity (UOA)	0
Baseline contract value	£27,989.33

ACCESS*

Patients seen in 24 months	Total	Change since previous quarter
Quarter ending March 2017	579	
Quarter ending June 2017	580	→
Quarter ending September 2017	562	↓
Quarter ending December 2017	556	↓
Quarter ending March 2018	560	→
Variance since March 2017	(3.3%)	↓



ACTIVITY



Month	Adjusted Scheduled Activity (UDA)	
	2017	2018
April	0	67
May	121	172
June	234	294
July	321	376
August	545	467
September	700	595
October	700	670
November	865	752
December	983	823
January	1,056	956
February	1,238	1,105
March	1,327	1,160
April	1,341	1,239
May	1,345	1,239
June	1,342	1,239

QUALITY

	Quantity	Base Number	Contract	AT	Region	England
% of FP17s for the same patient ID Re-attending within 3 months - Children	27	555	4.9%	9.1%	11.5%	11.9%
% of FP17s for the same patient ID Re-attending within 3 months - Adults	14	162	8.6%	13.5%	15.9%	16.0%
% of FP17s for the same patient ID Re-attending between 3 & 9 months - Children	368	555	66.3%	61.7%	60.6%	58.3%
% of FP17s for the same patient ID Re-attending between 3 & 9 months - Adults	97	162	59.9%	51.8%	51.6%	50.3%
% of FP17s for Band 1 Urgent Courses	0	749	0.0%	8.1%	9.5%	9.1%
% of FP17s Relating to Free Repair or Replacements	0	749	0.0%	0.7%	0.7%	0.8%
% of FP17s Relating to Continuations	0	749	0.0%	1.0%	1.0%	1.0%
% of Patients satisfied with the dentistry they have received	1	1	N/A	92.8%	92.0%	91.5%
% of Patients satisfied with the time they had to wait for an appointment	1	1	N/A	88.4%	88.1%	87.9%

* This is based on patients treated on this contract for their most recent course of treatment. Figures in italics indicate the base number of FP17s or Patient Questionnaire responses are less than 100. N/A is shown where the base number of responses is less than 10 during the period. % is calculated as Quantity/Base number*100

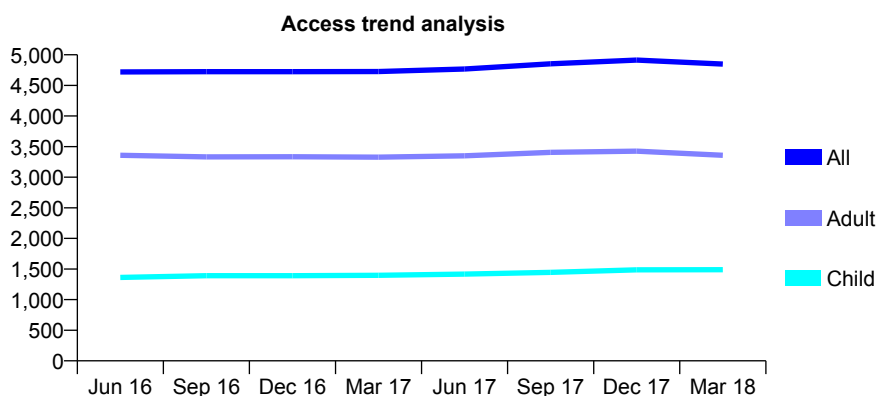
Q64 - Vital Signs At a Glance Contract Report for 363782/0001 - Year end March 2018

Name or company name	MR UH OGUIKE
Contract type name	GDS Contract
Purpose of contract	General
Contract start date	01/10/2008
Contract end date	

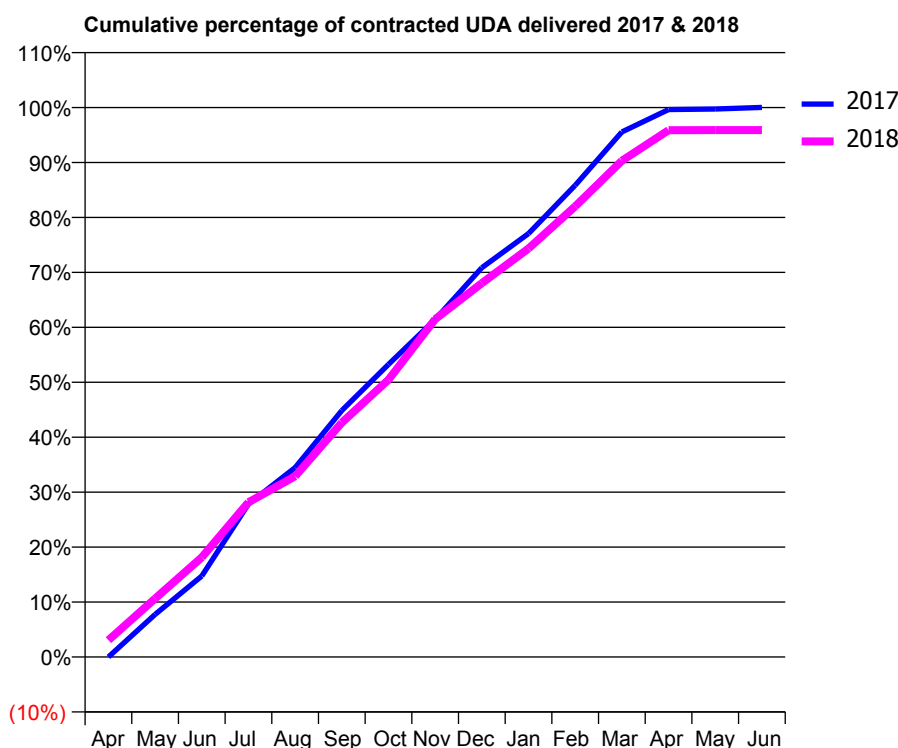
17/18 Contracted general activity (UDA)	13,965
Carry forward general activity (UDA)	-2
17/18 Contracted orthodontic activity (UOA)	0
Carry forward orthodontic activity (UOA)	0
Baseline contract value	£332,643.33

ACCESS*

Patients seen in 24 months	Total	Change since previous quarter
Quarter ending March 2017	4,726	
Quarter ending June 2017	4,767	→
Quarter ending September 2017	4,852	→
Quarter ending December 2017	4,913	→
Quarter ending March 2018	4,849	↓
Variance since March 2017	2.6%	↑



ACTIVITY



Month	Adjusted Scheduled Activity (UDA)	
	2017	2018
April	0	430
May	1,044	1,485
June	1,984	2,532
July	3,750	3,933
August	4,643	4,594
September	6,041	5,957
October	7,170	7,047
November	8,271	8,586
December	9,539	9,501
January	10,375	10,381
February	11,558	11,453
March	12,867	12,610
April	13,415	13,388
May	13,429	13,391
June	13,467	13,391

QUALITY

	Quantity	Base Number	Contract	AT	Region	England
% of FP17s for the same patient ID Re-attending within 3 months - Children	132	2,037	6.5%	9.1%	11.5%	11.9%
% of FP17s for the same patient ID Re-attending within 3 months - Adults	567	4,340	13.1%	13.5%	15.9%	16.0%
% of FP17s for the same patient ID Re-attending between 3 & 9 months - Children	1,148	2,037	56.4%	61.7%	60.6%	58.3%
% of FP17s for the same patient ID Re-attending between 3 & 9 months - Adults	2,351	4,340	54.2%	51.8%	51.6%	50.3%
% of FP17s for Band 1 Urgent Courses	355	6,446	5.5%	8.1%	9.5%	9.1%
% of FP17s Relating to Free Repair or Replacements	20	6,446	0.3%	0.7%	0.7%	0.8%
% of FP17s Relating to Continuations	79	6,446	1.2%	1.0%	1.0%	1.0%
% of Patients satisfied with the dentistry they have received	5	5	N/A	92.8%	92.0%	91.5%
% of Patients satisfied with the time they had to wait for an appointment	5	5	N/A	88.4%	88.1%	87.9%

* This is based on patients treated on this contract for their most recent course of treatment. Figures in italics indicate the base number of FP17s or Patient Questionnaire responses are less than 100. N/A is shown where the base number of responses is less than 10 during the period. % is calculated as Quantity/Base number*100

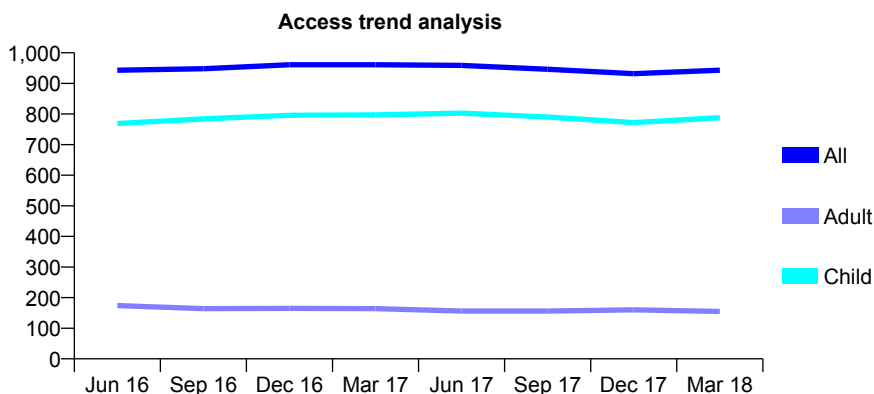
Q64 - Vital Signs At a Glance Contract Report for 386782/0001 - Year end March 2018

Name or company name	MR AA REED
Contract type name	GDS Contract
Purpose of contract	General
Contract start date	01/04/2006
Contract end date	

17/18 Contracted general activity (UDA)	2,000
Carry forward general activity (UDA)	-24
17/18 Contracted orthodontic activity (UOA)	0
Carry forward orthodontic activity (UOA)	0
Baseline contract value	£42,874.58

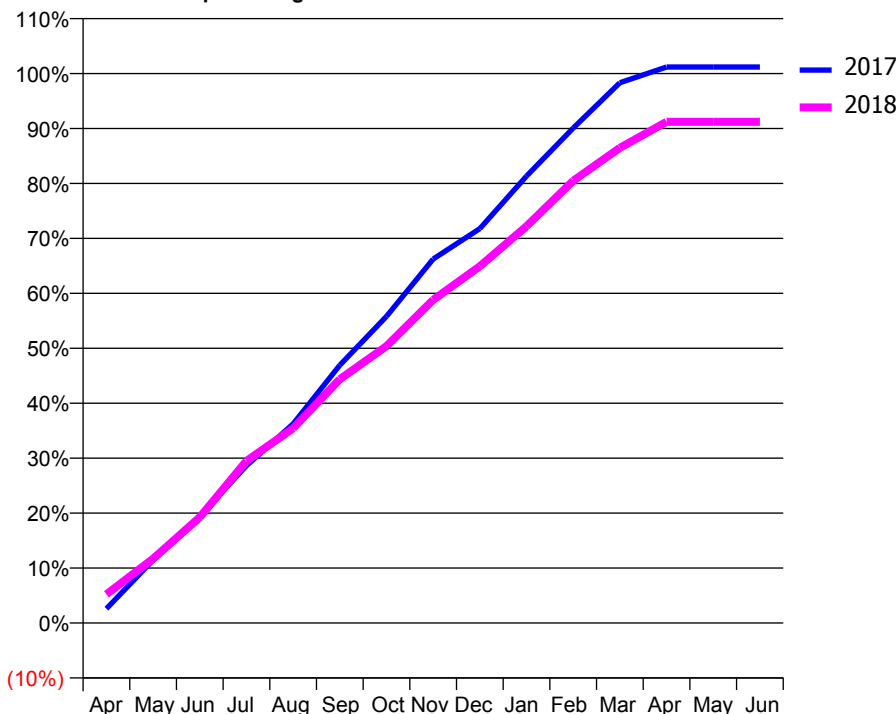
ACCESS*

Patients seen in 24 months	Total	Change since previous quarter
Quarter ending March 2017	961	
Quarter ending June 2017	959	→
Quarter ending September 2017	946	↓
Quarter ending December 2017	932	↓
Quarter ending March 2018	943	→
Variance since March 2017	(1.9%)	↓



ACTIVITY

Cumulative percentage of contracted UDA delivered 2017 & 2018



Month	Adjusted Scheduled Activity (UDA)	
	2017	2018
April	52	104
May	229	234
June	389	385
July	573	590
August	725	709
September	939	888
October	1,116	1,008
November	1,325	1,176
December	1,435	1,299
January	1,627	1,444
February	1,801	1,609
March	1,966	1,730
April	2,024	1,824
May	2,024	1,824
June	2,024	1,824

QUALITY

	Quantity	Base Number	Contract	AT	Region	England
% of FP17s for the same patient ID Re-attending within 3 months - Children	38	869	4.4%	9.1%	11.5%	11.9%
% of FP17s for the same patient ID Re-attending within 3 months - Adults	30	146	20.5%	13.5%	15.9%	16.0%
% of FP17s for the same patient ID Re-attending between 3 & 9 months - Children	438	869	50.4%	61.7%	60.6%	58.3%
% of FP17s for the same patient ID Re-attending between 3 & 9 months - Adults	70	146	47.9%	51.8%	51.6%	50.3%
% of FP17s for Band 1 Urgent Courses	55	1,035	5.3%	8.1%	9.5%	9.1%
% of FP17s Relating to Free Repair or Replacements	0	1,035	0.0%	0.7%	0.7%	0.8%
% of FP17s Relating to Continuations	0	1,035	0.0%	1.0%	1.0%	1.0%
% of Patients satisfied with the dentistry they have received	0	0	N/A	92.8%	92.0%	91.5%
% of Patients satisfied with the time they had to wait for an appointment	0	0	N/A	88.4%	88.1%	87.9%

* This is based on patients treated on this contract for their most recent course of treatment. Figures in italics indicate the base number of FP17s or Patient Questionnaire responses are less than 100. N/A is shown where the base number of responses is less than 10 during the period. % is calculated as Quantity/Base number*100

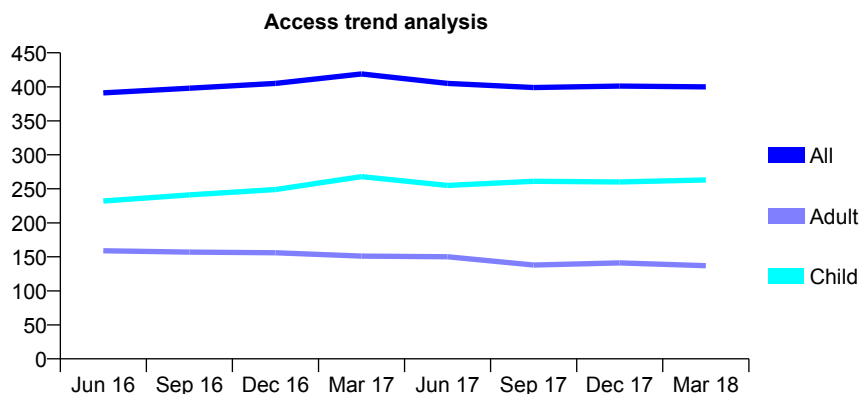
Q64 - Vital Signs At a Glance Contract Report for 559598/0001 - Year end March 2018

Name or company name	MISS RA EVANS
Contract type name	GDS Contract
Purpose of contract	General
Contract start date	01/04/2006
Contract end date	

17/18 Contracted general activity (UDA)	900
Carry forward general activity (UDA)	-4
17/18 Contracted orthodontic activity (UOA)	0
Carry forward orthodontic activity (UOA)	0
Baseline contract value	£24,044.14

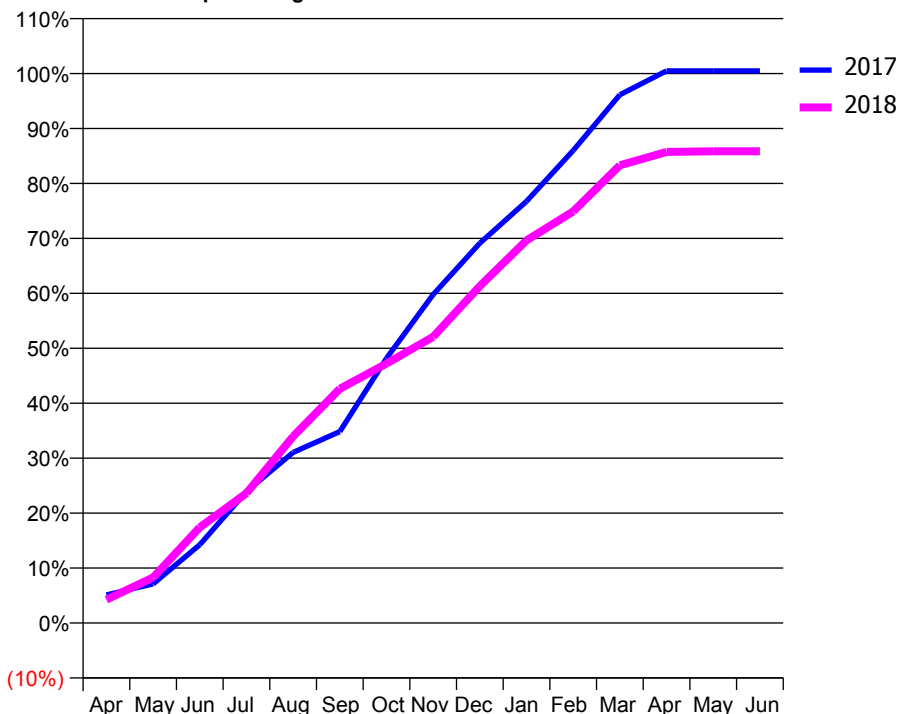
ACCESS*

Patients seen in 24 months	Total	Change since previous quarter
Quarter ending March 2017	419	
Quarter ending June 2017	405	↓
Quarter ending September 2017	399	↓
Quarter ending December 2017	401	→
Quarter ending March 2018	400	→
Variance since March 2017	(4.5%)	↓



ACTIVITY

Cumulative percentage of contracted UDA delivered 2017 & 2018



Month	Adjusted Scheduled Activity (UDA)	
	2017	2018
April	46	38
May	64	75
June	128	157
July	215	213
August	279	306
September	314	384
October	434	425
November	538	469
December	622	552
January	691	627
February	774	674
March	865	750
April	904	772
May	904	773
June	904	773

QUALITY

	Quantity	Base Number	Contract	AT	Region	England
% of FP17s for the same patient ID Re-attending within 3 months - Children	12	374	3.2%	9.1%	11.5%	11.9%
% of FP17s for the same patient ID Re-attending within 3 months - Adults	25	150	16.7%	13.5%	15.9%	16.0%
% of FP17s for the same patient ID Re-attending between 3 & 9 months - Children	154	374	41.2%	61.7%	60.6%	58.3%
% of FP17s for the same patient ID Re-attending between 3 & 9 months - Adults	76	150	50.7%	51.8%	51.6%	50.3%
% of FP17s for Band 1 Urgent Courses	9	519	1.7%	8.1%	9.5%	9.1%
% of FP17s Relating to Free Repair or Replacements	0	519	0.0%	0.7%	0.7%	0.8%
% of FP17s Relating to Continuations	9	519	1.7%	1.0%	1.0%	1.0%
% of Patients satisfied with the dentistry they have received	0	0	N/A	92.8%	92.0%	91.5%
% of Patients satisfied with the time they had to wait for an appointment	0	0	N/A	88.4%	88.1%	87.9%

* This is based on patients treated on this contract for their most recent course of treatment. Figures in italics indicate the base number of FP17s or Patient Questionnaire responses are less than 100. N/A is shown where the base number of responses is less than 10 during the period. % is calculated as Quantity/Base number*100

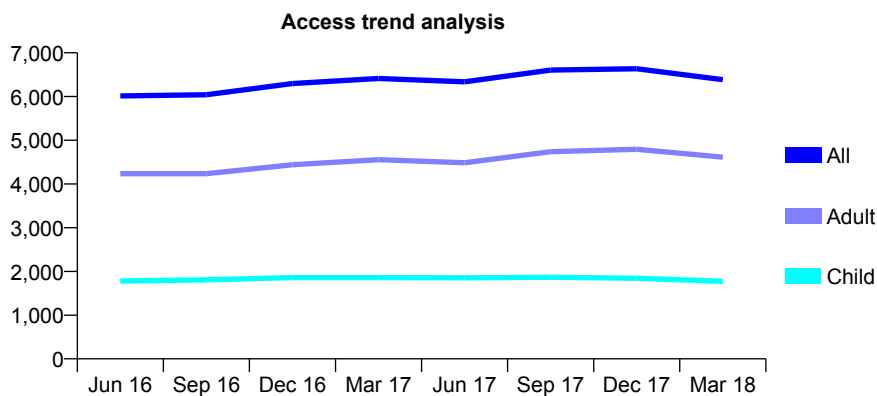
Q64 - Vital Signs At a Glance Contract Report for 564028/0001 - Year end March 2018

Name or company name	Westbury Dental Surgery Partnership
Contract type name	GDS Contract
Purpose of contract	General
Contract start date	01/04/2006
Contract end date	

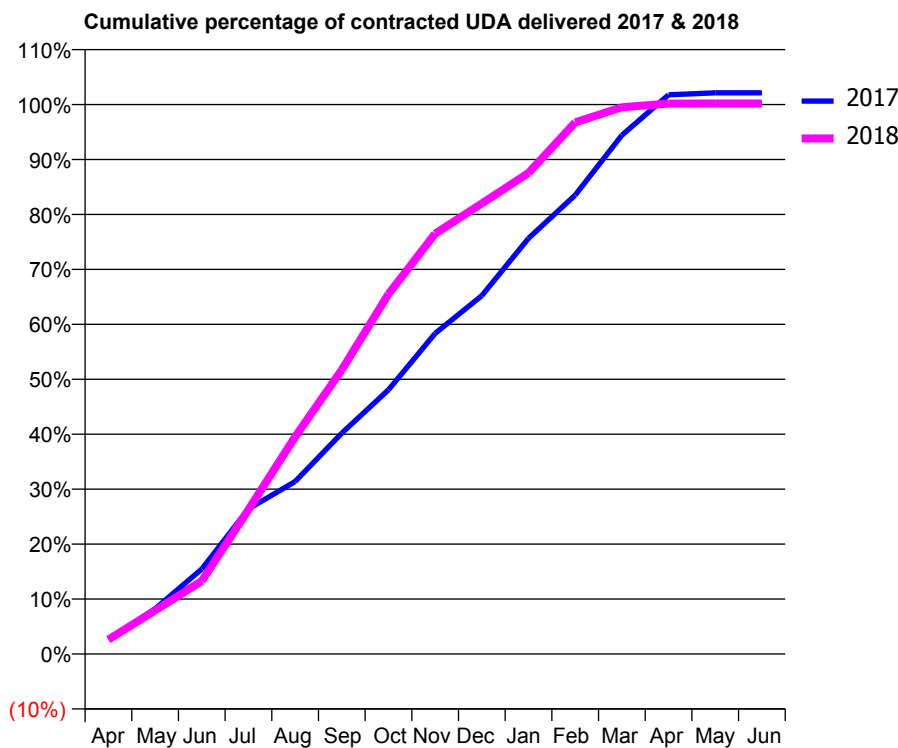
17/18 Contracted general activity (UDA)	16,372
Carry forward general activity (UDA)	-327
17/18 Contracted orthodontic activity (UOA)	0
Carry forward orthodontic activity (UOA)	0
Baseline contract value	£426,461.96

ACCESS*

Patients seen in 24 months	Total	Change since previous quarter
Quarter ending March 2017	6,413	
Quarter ending June 2017	6,338	↓
Quarter ending September 2017	6,605	↑
Quarter ending December 2017	6,637	→
Quarter ending March 2018	6,386	↓
Variance since March 2017	(0.4%)	→



ACTIVITY



Month	Adjusted Scheduled Activity (UDA)	
	2017	2018
April	426	430
May	1,348	1,298
June	2,533	2,177
July	4,325	4,301
August	5,137	6,469
September	6,580	8,470
October	7,873	10,725
November	9,553	12,526
December	10,679	13,421
January	12,385	14,331
February	13,671	15,838
March	15,458	16,291
April	16,659	16,398
May	16,719	16,402
June	16,721	16,404

QUALITY

	Quantity	Base Number	Contract	AT	Region	England
% of FP17s for the same patient ID Re-attending within 3 months - Children	186	2,301	8.1%	9.1%	11.5%	11.9%
% of FP17s for the same patient ID Re-attending within 3 months - Adults	522	4,729	11.0%	13.5%	15.9%	16.0%
% of FP17s for the same patient ID Re-attending between 3 & 9 months - Children	1,277	2,301	55.5%	61.7%	60.6%	58.3%
% of FP17s for the same patient ID Re-attending between 3 & 9 months - Adults	1,548	4,729	32.7%	51.8%	51.6%	50.3%
% of FP17s for Band 1 Urgent Courses	500	6,573	7.6%	8.1%	9.5%	9.1%
% of FP17s Relating to Free Repair or Replacements	8	6,573	0.1%	0.7%	0.7%	0.8%
% of FP17s Relating to Continuations	25	6,573	0.4%	1.0%	1.0%	1.0%
% of Patients satisfied with the dentistry they have received	19	21	90.5%	92.8%	92.0%	91.5%
% of Patients satisfied with the time they had to wait for an appointment	21	21	100.0%	88.4%	88.1%	87.9%

* This is based on patients treated on this contract for their most recent course of treatment. Figures in italics indicate the base number of FP17s or Patient Questionnaire responses are less than 100. N/A is shown where the base number of responses is less than 10 during the period. % is calculated as Quantity/Base number*100

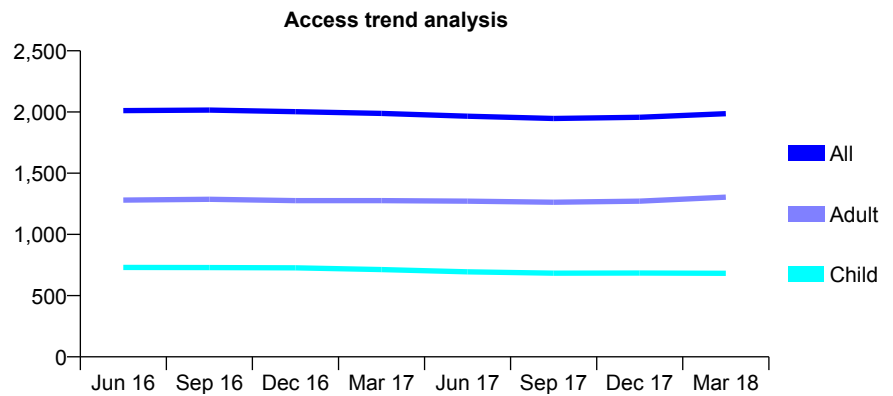
Q64 - Vital Signs At a Glance Contract Report for 573396/0001 - Year end March 2018

Name or company name	MR JR THORNTON
Contract type name	GDS Contract
Purpose of contract	General
Contract start date	01/04/2006
Contract end date	

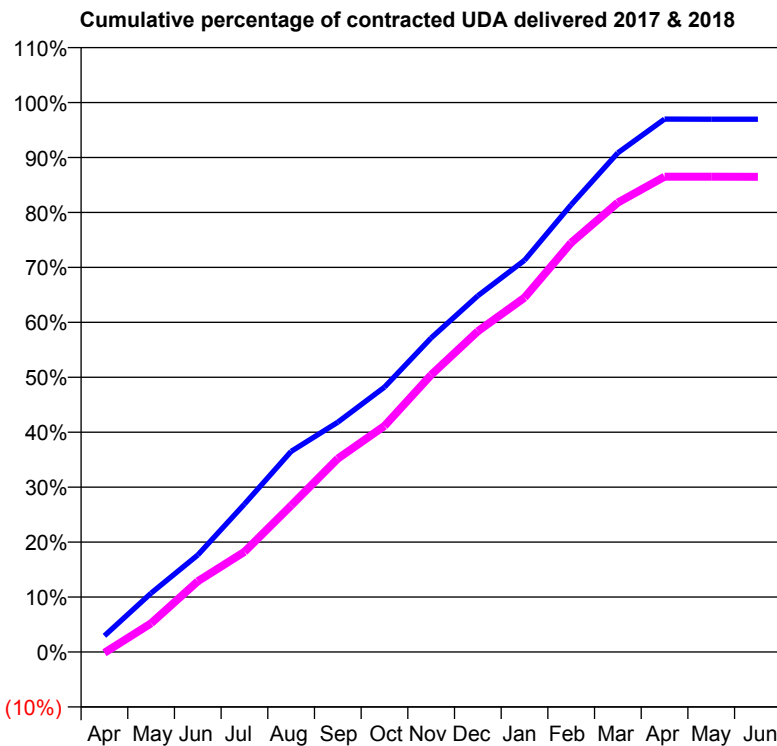
17/18 Contracted general activity (UDA)	5,500
Carry forward general activity (UDA)	168
17/18 Contracted orthodontic activity (UOA)	0
Carry forward orthodontic activity (UOA)	0
Baseline contract value	£121,589.98

ACCESS*

Patients seen in 24 months	Total	Change since previous quarter
Quarter ending March 2017	1,989	
Quarter ending June 2017	1,966	↓
Quarter ending September 2017	1,947	→
Quarter ending December 2017	1,957	→
Quarter ending March 2018	1,986	→
Variance since March 2017	(0.2%)	→



ACTIVITY



Month	Adjusted Scheduled Activity (UDA)	
	2017	2018
April	162	-9
May	590	288
June	971	708
July	1,480	1,004
August	2,007	1,466
September	2,301	1,936
October	2,652	2,264
November	3,143	2,774
December	3,566	3,210
January	3,921	3,546
February	4,477	4,097
March	4,996	4,499
April	5,334	4,757
May	5,332	4,757
June	5,332	4,756

QUALITY

	Quantity	Base Number	Contract	AT	Region	England
% of FP17s for the same patient ID Re-attending within 3 months - Children	68	975	7.0%	9.1%	11.5%	11.9%
% of FP17s for the same patient ID Re-attending within 3 months - Adults	196	1,674	11.7%	13.5%	15.9%	16.0%
% of FP17s for the same patient ID Re-attending between 3 & 9 months - Children	583	975	59.8%	61.7%	60.6%	58.3%
% of FP17s for the same patient ID Re-attending between 3 & 9 months - Adults	921	1,674	55.0%	51.8%	51.6%	50.3%
% of FP17s for Band 1 Urgent Courses	67	2,609	2.6%	8.1%	9.5%	9.1%
% of FP17s Relating to Free Repair or Replacements	19	2,609	0.7%	0.7%	0.7%	0.8%
% of FP17s Relating to Continuations	0	2,609	0.0%	1.0%	1.0%	1.0%
% of Patients satisfied with the dentistry they have received	0	0	N/A	92.8%	92.0%	91.5%
% of Patients satisfied with the time they had to wait for an appointment	0	0	N/A	88.4%	88.1%	87.9%

* This is based on patients treated on this contract for their most recent course of treatment. Figures in italics indicate the base number of FP17s or Patient Questionnaire responses are less than 100. N/A is shown where the base number of responses is less than 10 during the period. % is calculated as Quantity/Base number*100

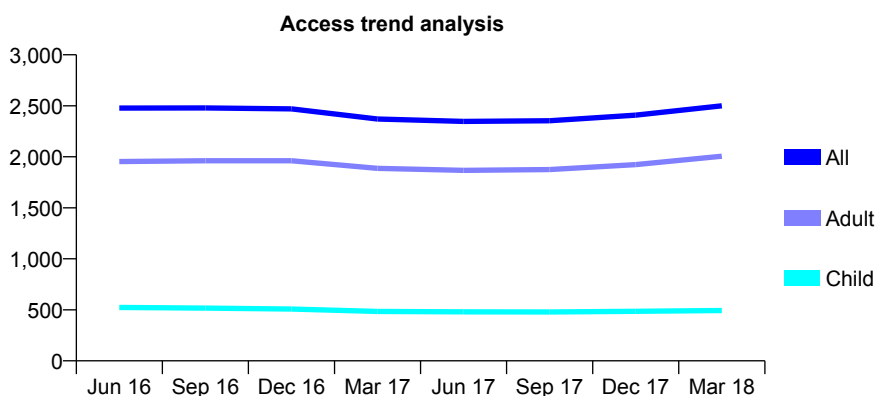
Q64 - Vital Signs At a Glance Contract Report for 573892/0001 - Year end March 2018

Name or company name	MR JA SETON
Contract type name	GDS Contract
Purpose of contract	General
Contract start date	01/04/2006
Contract end date	

17/18 Contracted general activity (UDA)	7,618
Carry forward general activity (UDA)	234
17/18 Contracted orthodontic activity (UOA)	0
Carry forward orthodontic activity (UOA)	0
Baseline contract value	£158,337.10

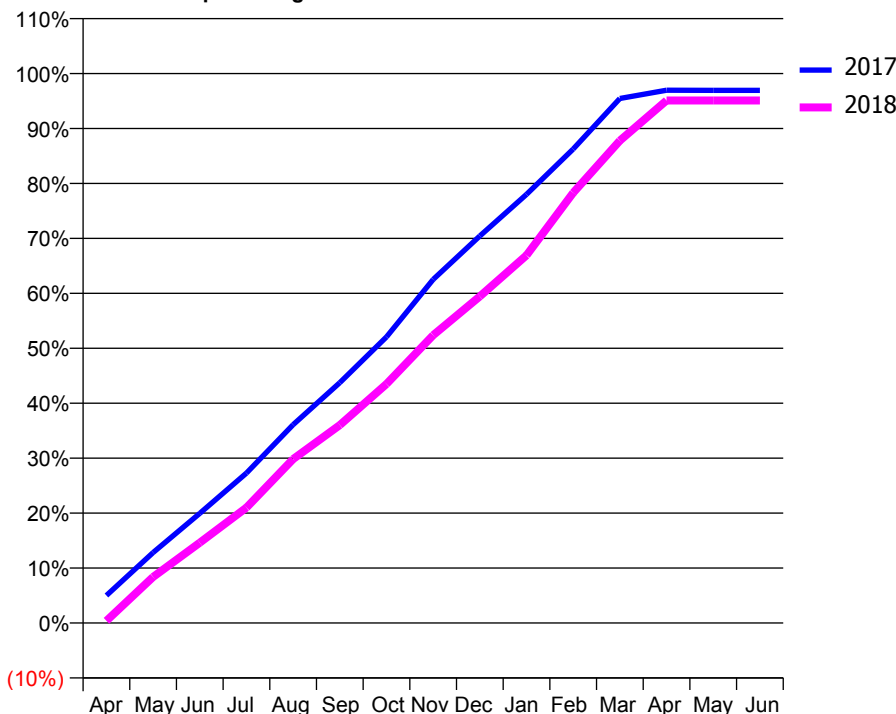
ACCESS*

Patients seen in 24 months	Total	Change since previous quarter
Quarter ending March 2017	2,371	
Quarter ending June 2017	2,347	↓
Quarter ending September 2017	2,354	→
Quarter ending December 2017	2,408	↑
Quarter ending March 2018	2,500	↑
Variance since March 2017	5.4%	↑



ACTIVITY

Cumulative percentage of contracted UDA delivered 2017 & 2018



Month	Adjusted Scheduled Activity (UDA)	
	2017	2018
April	382	31
May	976	638
June	1,520	1,114
July	2,079	1,599
August	2,749	2,272
September	3,333	2,744
October	3,966	3,313
November	4,764	3,990
December	5,365	4,528
January	5,943	5,097
February	6,570	5,965
March	7,273	6,688
April	7,386	7,245
May	7,384	7,245
June	7,384	7,245

QUALITY

	Quantity	Base Number	Contract	AT	Region	England
% of FP17s for the same patient ID Re-attending within 3 months - Children	41	767	5.3%	9.1%	11.5%	11.9%
% of FP17s for the same patient ID Re-attending within 3 months - Adults	311	3,027	10.3%	13.5%	15.9%	16.0%
% of FP17s for the same patient ID Re-attending between 3 & 9 months - Children	506	767	66.0%	61.7%	60.6%	58.3%
% of FP17s for the same patient ID Re-attending between 3 & 9 months - Adults	1,925	3,027	63.6%	51.8%	51.6%	50.3%
% of FP17s for Band 1 Urgent Courses	254	3,940	6.4%	8.1%	9.5%	9.1%
% of FP17s Relating to Free Repair or Replacements	53	3,940	1.3%	0.7%	0.7%	0.8%
% of FP17s Relating to Continuations	32	3,940	0.8%	1.0%	1.0%	1.0%
% of Patients satisfied with the dentistry they have received	14	15	93.3%	92.8%	92.0%	91.5%
% of Patients satisfied with the time they had to wait for an appointment	14	15	93.3%	88.4%	88.1%	87.9%

* This is based on patients treated on this contract for their most recent course of treatment. Figures in italics indicate the base number of FP17s or Patient Questionnaire responses are less than 100. N/A is shown where the base number of responses is less than 10 during the period. % is calculated as Quantity/Base number*100

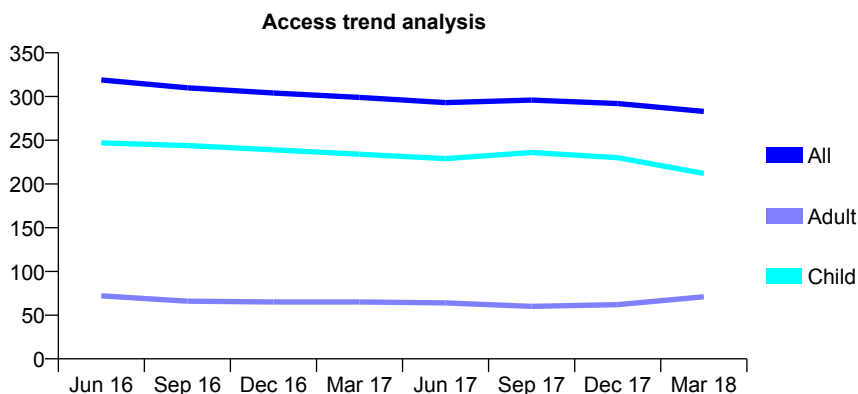
Q64 - Vital Signs At a Glance Contract Report for 620173/0001 - Year end March 2018

Name or company name	MR JP MACAULAY
Contract type name	GDS Contract
Purpose of contract	General
Contract start date	01/04/2008
Contract end date	

17/18 Contracted general activity (UDA)	502
Carry forward general activity (UDA)	-10
17/18 Contracted orthodontic activity (UOA)	0
Carry forward orthodontic activity (UOA)	0
Baseline contract value	£10,721.48

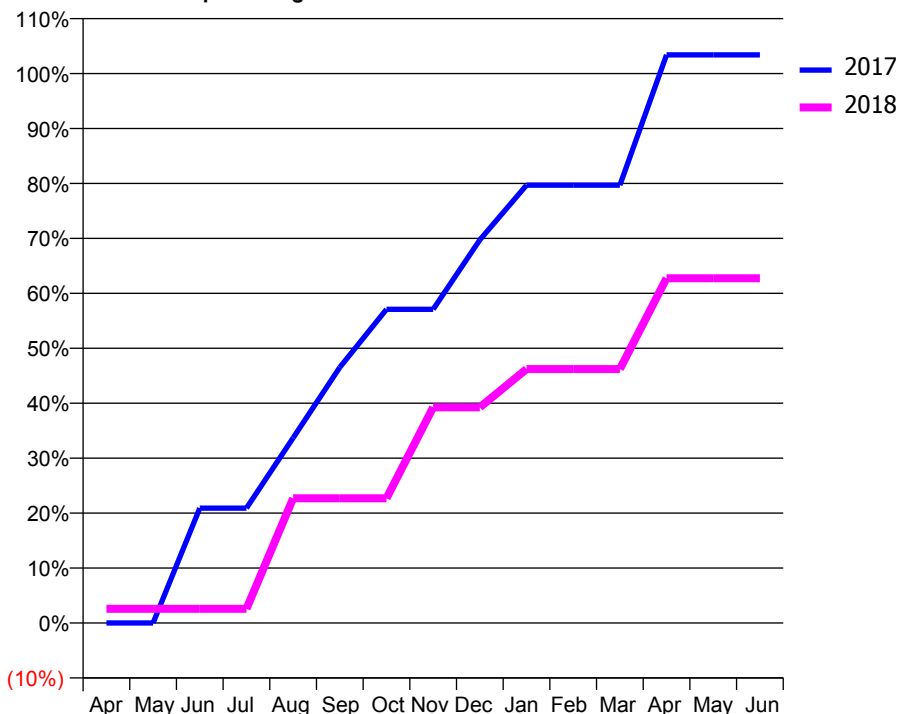
ACCESS*

Patients seen in 24 months	Total	Change since previous quarter
Quarter ending March 2017	299	
Quarter ending June 2017	293	↓
Quarter ending September 2017	296	→
Quarter ending December 2017	292	↓
Quarter ending March 2018	283	↓
Variance since March 2017	(5.4%)	↓



ACTIVITY

Cumulative percentage of contracted UDA delivered 2017 & 2018



Adjusted Scheduled Activity (UDA)

Month	2017	2018
April	0	13
May	0	13
June	105	13
July	105	13
August	169	114
September	234	114
October	287	114
November	287	197
December	350	197
January	400	232
February	400	232
March	400	232
April	519	315
May	519	315
June	519	315

QUALITY

	Quantity	Base Number	Contract	AT	Region	England
% of FP17s for the same patient ID Re-attending within 3 months - Children	8	337	2.4%	9.1%	11.5%	11.9%
% of FP17s for the same patient ID Re-attending within 3 months - Adults	1	41	2.4%	13.5%	15.9%	16.0%
% of FP17s for the same patient ID Re-attending between 3 & 9 months - Children	226	337	67.1%	61.7%	60.6%	58.3%
% of FP17s for the same patient ID Re-attending between 3 & 9 months - Adults	32	41	78.0%	51.8%	51.6%	50.3%
% of FP17s for Band 1 Urgent Courses	4	398	1.0%	8.1%	9.5%	9.1%
% of FP17s Relating to Free Repair or Replacements	0	398	0.0%	0.7%	0.7%	0.8%
% of FP17s Relating to Continuations	0	398	0.0%	1.0%	1.0%	1.0%
% of Patients satisfied with the dentistry they have received	1	1	N/A	92.8%	92.0%	91.5%
% of Patients satisfied with the time they had to wait for an appointment	1	1	N/A	88.4%	88.1%	87.9%

* This is based on patients treated on this contract for their most recent course of treatment. Figures in italics indicate the base number of FP17s or Patient Questionnaire responses are less than 100. N/A is shown where the base number of responses is less than 10 during the period. % is calculated as Quantity/Base number*100

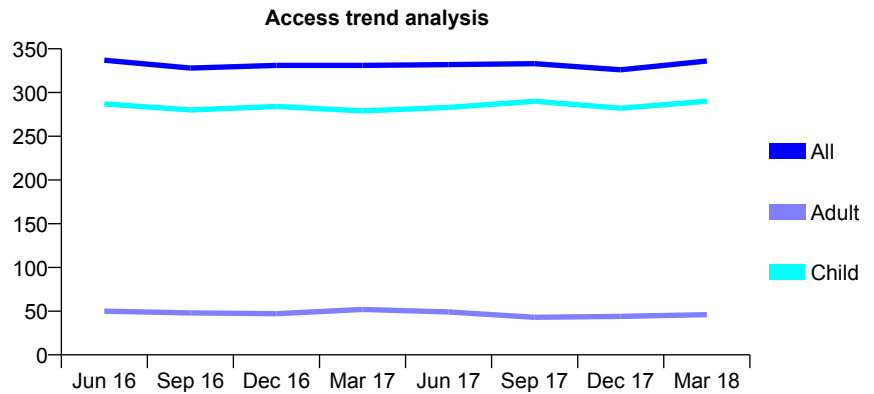
Q64 - Vital Signs At a Glance Contract Report for 623229/0001 - Year end March 2018

Name or company name	MR PJ JAMES
Contract type name	GDS Contract
Purpose of contract	General
Contract start date	01/04/2006
Contract end date	

17/18 Contracted general activity (UDA)	700
Carry forward general activity (UDA)	0
17/18 Contracted orthodontic activity (UOA)	0
Carry forward orthodontic activity (UOA)	0
Baseline contract value	£17,580.99

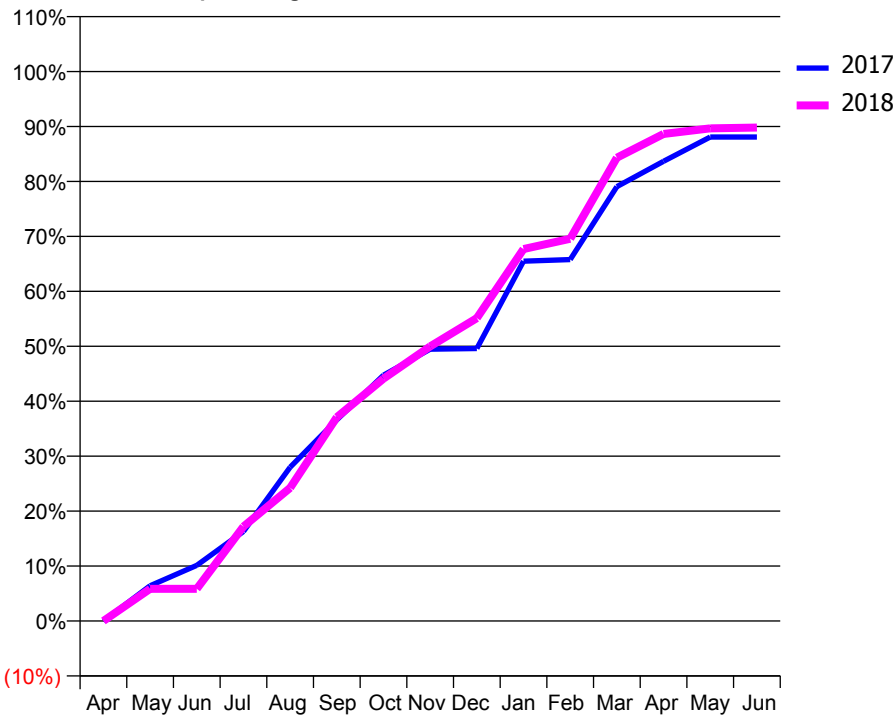
ACCESS*

Patients seen in 24 months	Total	Change since previous quarter
Quarter ending March 2017	331	
Quarter ending June 2017	332	→
Quarter ending September 2017	333	→
Quarter ending December 2017	326	↓
Quarter ending March 2018	336	↑
Variance since March 2017	1.5%	→



ACTIVITY

Cumulative percentage of contracted UDA delivered 2017 & 2018



Month	Adjusted Scheduled Activity (UDA)	
	2017	2018
April	0	0
May	45	41
June	71	41
July	114	120
August	196	170
September	256	260
October	313	309
November	346	350
December	347	386
January	458	474
February	460	487
March	553	590
April	586	620
May	617	628
June	617	629

QUALITY

	Quantity	Base Number	Contract	AT	Region	England
% of FP17s for the same patient ID Re-attending within 3 months - Children	23	467	4.9%	9.1%	11.5%	11.9%
% of FP17s for the same patient ID Re-attending within 3 months - Adults	0	17	0.0%	13.5%	15.9%	16.0%
% of FP17s for the same patient ID Re-attending between 3 & 9 months - Children	298	467	63.8%	61.7%	60.6%	58.3%
% of FP17s for the same patient ID Re-attending between 3 & 9 months - Adults	9	17	52.9%	51.8%	51.6%	50.3%
% of FP17s for Band 1 Urgent Courses	8	467	1.7%	8.1%	9.5%	9.1%
% of FP17s Relating to Free Repair or Replacements	0	467	0.0%	0.7%	0.7%	0.8%
% of FP17s Relating to Continuations	0	467	0.0%	1.0%	1.0%	1.0%
% of Patients satisfied with the dentistry they have received	0	0	N/A	92.8%	92.0%	91.5%
% of Patients satisfied with the time they had to wait for an appointment	0	0	N/A	88.4%	88.1%	87.9%

* This is based on patients treated on this contract for their most recent course of treatment. Figures in italics indicate the base number of FP17s or Patient Questionnaire responses are less than 100. N/A is shown where the base number of responses is less than 10 during the period. % is calculated as Quantity/Base number*100

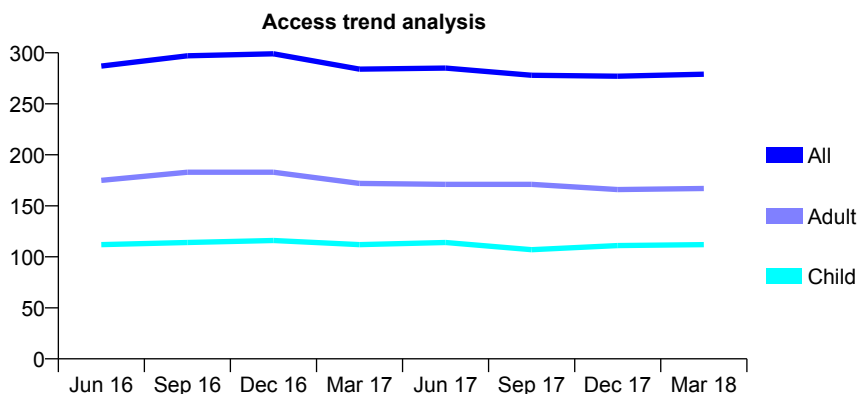
Q64 - Vital Signs At a Glance Contract Report for 630020/0001 - Year end March 2018

Name or company name	MR RC BEVAN
Contract type name	GDS Contract
Purpose of contract	General
Contract start date	01/04/2006
Contract end date	

17/18 Contracted general activity (UDA)	737
Carry forward general activity (UDA)	-5
17/18 Contracted orthodontic activity (UOA)	0
Carry forward orthodontic activity (UOA)	0
Baseline contract value	£19,012.91

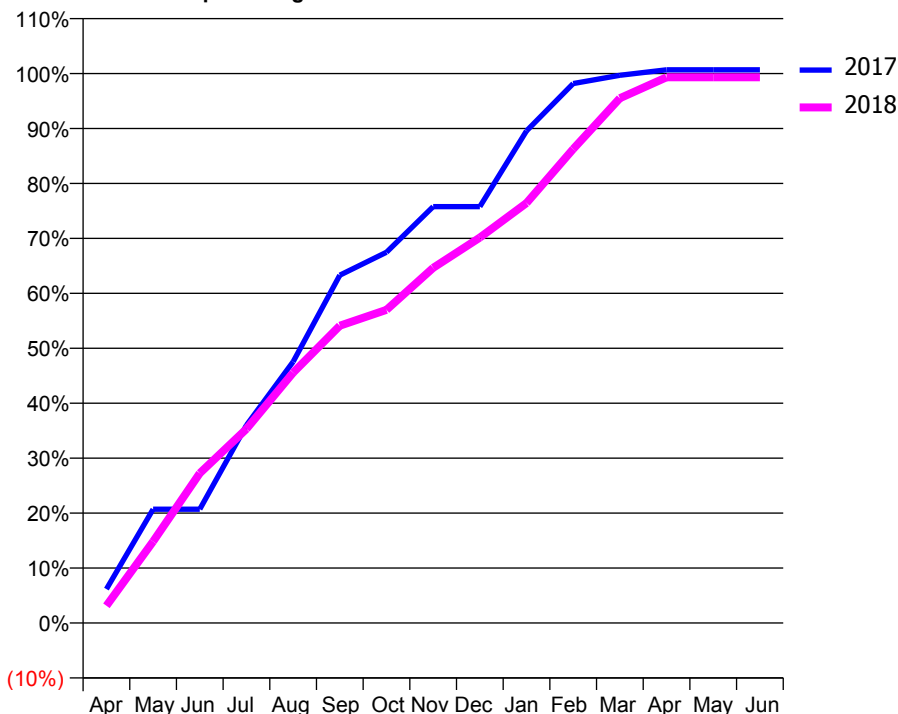
ACCESS*

Patients seen in 24 months	Total	Change since previous quarter
Quarter ending March 2017	284	
Quarter ending June 2017	285	→
Quarter ending September 2017	278	↓
Quarter ending December 2017	277	→
Quarter ending March 2018	279	→
Variance since March 2017	(1.8%)	↓



ACTIVITY

Cumulative percentage of contracted UDA delivered 2017 & 2018



Month	Adjusted Scheduled Activity (UDA)	
	2017	2018
April	46	23
May	153	109
June	153	201
July	265	260
August	350	336
September	467	399
October	497	420
November	558	476
December	558	517
January	660	563
February	724	636
March	735	704
April	742	732
May	742	732
June	742	732

QUALITY

	Quantity	Base Number	Contract	AT	Region	England
% of FP17s for the same patient ID Re-attending within 3 months - Children	7	151	4.6%	9.1%	11.5%	11.9%
% of FP17s for the same patient ID Re-attending within 3 months - Adults	17	195	8.7%	13.5%	15.9%	16.0%
% of FP17s for the same patient ID Re-attending between 3 & 9 months - Children	65	151	43.0%	61.7%	60.6%	58.3%
% of FP17s for the same patient ID Re-attending between 3 & 9 months - Adults	91	195	46.7%	51.8%	51.6%	50.3%
% of FP17s for Band 1 Urgent Courses	25	355	7.0%	8.1%	9.5%	9.1%
% of FP17s Relating to Free Repair or Replacements	0	355	0.0%	0.7%	0.7%	0.8%
% of FP17s Relating to Continuations	2	355	0.6%	1.0%	1.0%	1.0%
% of Patients satisfied with the dentistry they have received	0	0	N/A	92.8%	92.0%	91.5%
% of Patients satisfied with the time they had to wait for an appointment	0	0	N/A	88.4%	88.1%	87.9%

* This is based on patients treated on this contract for their most recent course of treatment. Figures in italics indicate the base number of FP17s or Patient Questionnaire responses are less than 100. N/A is shown where the base number of responses is less than 10 during the period. % is calculated as Quantity/Base number*100

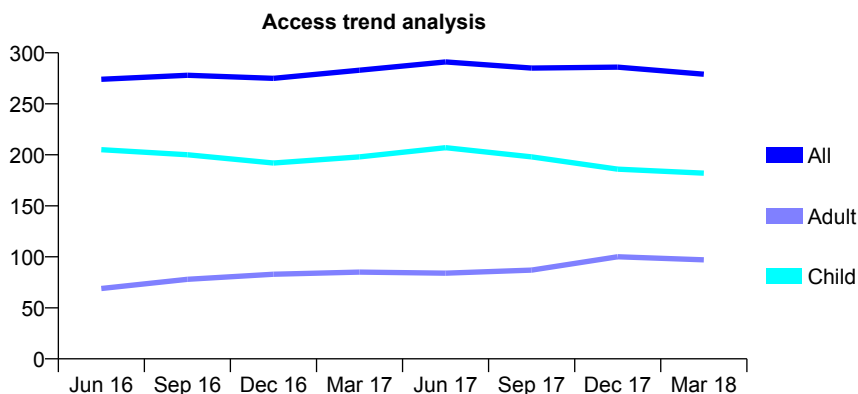
Q64 - Vital Signs At a Glance Contract Report for 630489/0003 - Year end March 2018

Name or company name	MR CA DANNHAUSER
Contract type name	GDS Contract
Purpose of contract	General
Contract start date	01/04/2006
Contract end date	01/04/2018

17/18 Contracted general activity (UDA)	550
Carry forward general activity (UDA)	21
17/18 Contracted orthodontic activity (UOA)	0
Carry forward orthodontic activity (UOA)	0
Baseline contract value	£12,635.88

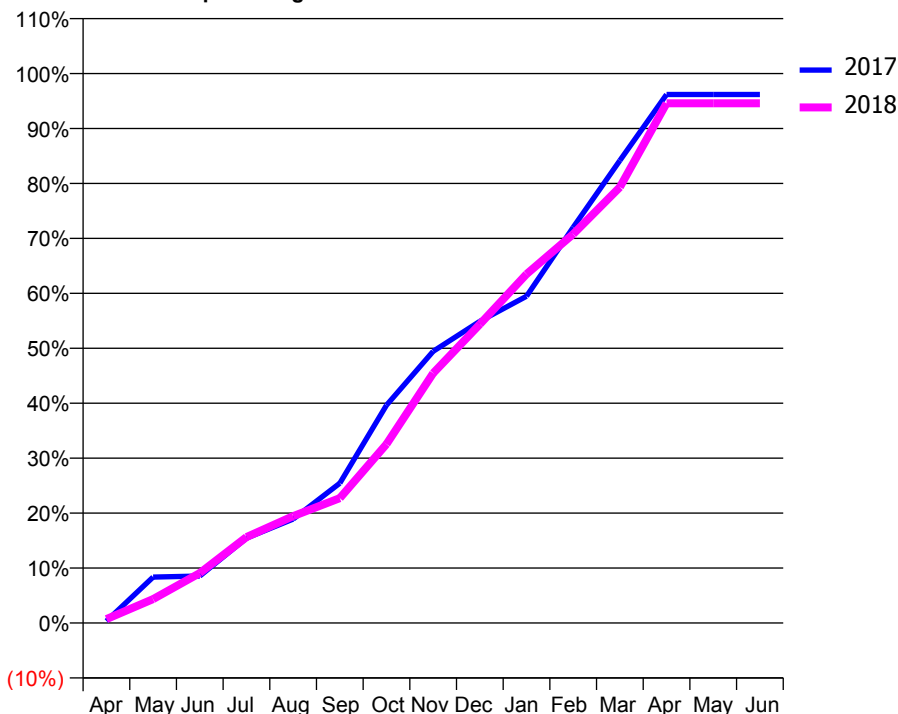
ACCESS*

Patients seen in 24 months	Total	Change since previous quarter
Quarter ending March 2017	283	
Quarter ending June 2017	291	↑
Quarter ending September 2017	285	↓
Quarter ending December 2017	286	→
Quarter ending March 2018	279	↓
Variance since March 2017	(1.4%)	↓



ACTIVITY

Cumulative percentage of contracted UDA delivered 2017 & 2018



Month	2017	2018
April	2	4
May	46	24
June	47	50
July	85	86
August	104	107
September	140	125
October	218	179
November	272	250
December	302	299
January	327	349
February	396	389
March	463	436
April	529	520
May	529	520
June	529	520

QUALITY

	Quantity	Base Number	Contract	AT	Region	England
% of FP17s for the same patient ID Re-attending within 3 months - Children	8	239	3.3%	9.1%	11.5%	11.9%
% of FP17s for the same patient ID Re-attending within 3 months - Adults	3	73	4.1%	13.5%	15.9%	16.0%
% of FP17s for the same patient ID Re-attending between 3 & 9 months - Children	136	239	56.9%	61.7%	60.6%	58.3%
% of FP17s for the same patient ID Re-attending between 3 & 9 months - Adults	25	73	34.2%	51.8%	51.6%	50.3%
% of FP17s for Band 1 Urgent Courses	1	328	0.3%	8.1%	9.5%	9.1%
% of FP17s Relating to Free Repair or Replacements	0	328	0.0%	0.7%	0.7%	0.8%
% of FP17s Relating to Continuations	2	328	0.6%	1.0%	1.0%	1.0%
% of Patients satisfied with the dentistry they have received	0	0	N/A	92.8%	92.0%	91.5%
% of Patients satisfied with the time they had to wait for an appointment	0	0	N/A	88.4%	88.1%	87.9%

* This is based on patients treated on this contract for their most recent course of treatment. Figures in italics indicate the base number of FP17s or Patient Questionnaire responses are less than 100. N/A is shown where the base number of responses is less than 10 during the period. % is calculated as Quantity/Base number*100

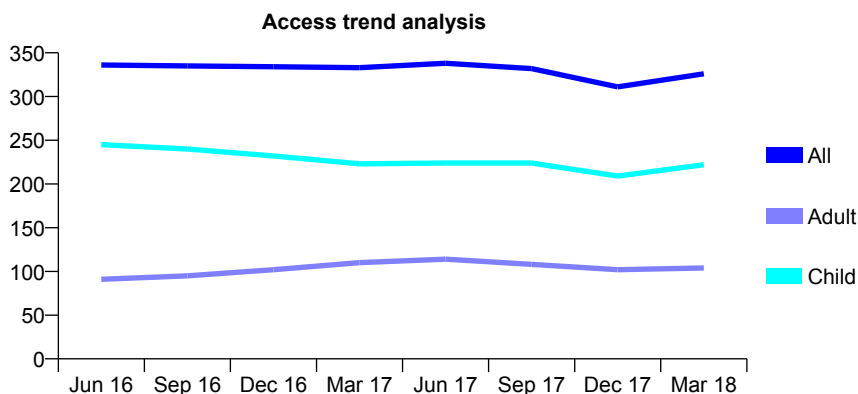
Q64 - Vital Signs At a Glance Contract Report for 632171/0001 - Year end March 2018

Name or company name	MR CJ RUSHFORTH
Contract type name	GDS Contract
Purpose of contract	General
Contract start date	01/04/2006
Contract end date	

17/18 Contracted general activity (UDA)	550
Carry forward general activity (UDA)	-11
17/18 Contracted orthodontic activity (UOA)	0
Carry forward orthodontic activity (UOA)	0
Baseline contract value	£15,856.89

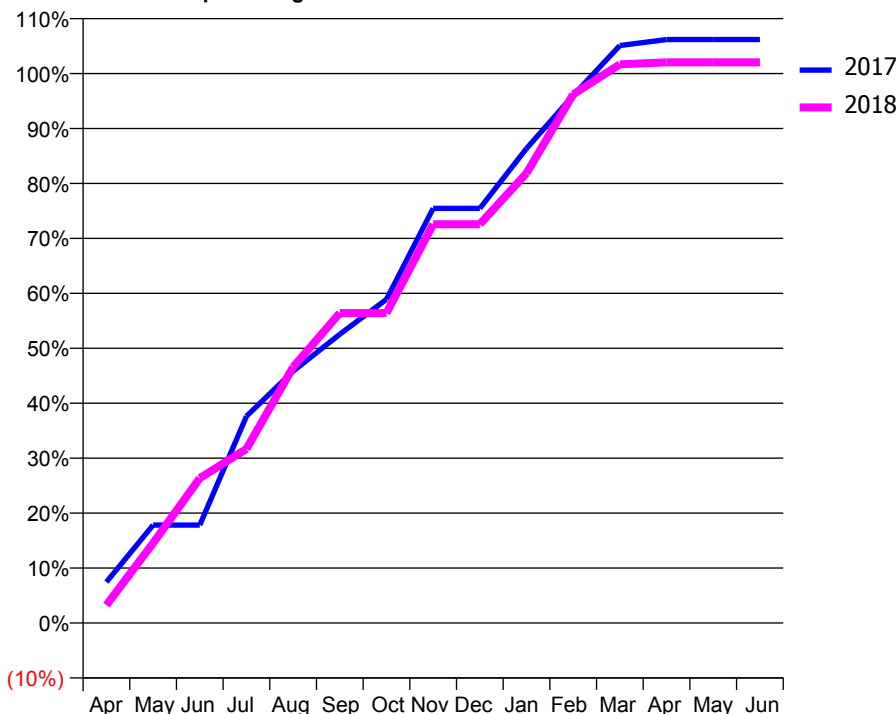
ACCESS*

Patients seen in 24 months	Total	Change since previous quarter
Quarter ending March 2017	333	
Quarter ending June 2017	338	→
Quarter ending September 2017	332	↓
Quarter ending December 2017	311	↓
Quarter ending March 2018	326	↑
Variance since March 2017	(2.1%)	↓



ACTIVITY

Cumulative percentage of contracted UDA delivered 2017 & 2018



Month	Adjusted Scheduled Activity (UDA)	
	2017	2018
April	41	18
May	98	80
June	98	145
July	207	174
August	252	256
September	289	310
October	324	310
November	415	399
December	415	399
January	475	450
February	528	529
March	578	559
April	584	561
May	584	561
June	584	561

QUALITY

	Quantity	Base Number	Contract	AT	Region	England
% of FP17s for the same patient ID Re-attending within 3 months - Children	13	340	3.8%	9.1%	11.5%	11.9%
% of FP17s for the same patient ID Re-attending within 3 months - Adults	7	97	7.2%	13.5%	15.9%	16.0%
% of FP17s for the same patient ID Re-attending between 3 & 9 months - Children	221	340	65.0%	61.7%	60.6%	58.3%
% of FP17s for the same patient ID Re-attending between 3 & 9 months - Adults	50	97	51.5%	51.8%	51.6%	50.3%
% of FP17s for Band 1 Urgent Courses	1	431	0.2%	8.1%	9.5%	9.1%
% of FP17s Relating to Free Repair or Replacements	0	431	0.0%	0.7%	0.7%	0.8%
% of FP17s Relating to Continuations	0	431	0.0%	1.0%	1.0%	1.0%
% of Patients satisfied with the dentistry they have received	1	1	N/A	92.8%	92.0%	91.5%
% of Patients satisfied with the time they had to wait for an appointment	1	1	N/A	88.4%	88.1%	87.9%

* This is based on patients treated on this contract for their most recent course of treatment. Figures in italics indicate the base number of FP17s or Patient Questionnaire responses are less than 100. N/A is shown where the base number of responses is less than 10 during the period. % is calculated as Quantity/Base number*100

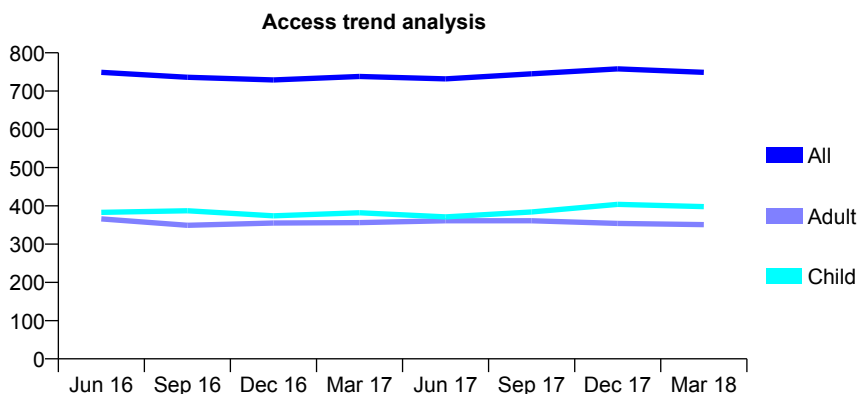
Q64 - Vital Signs At a Glance Contract Report for 636479/0001 - Year end March 2018

Name or company name	MR MA SALIBA
Contract type name	GDS Contract
Purpose of contract	General
Contract start date	01/04/2006
Contract end date	

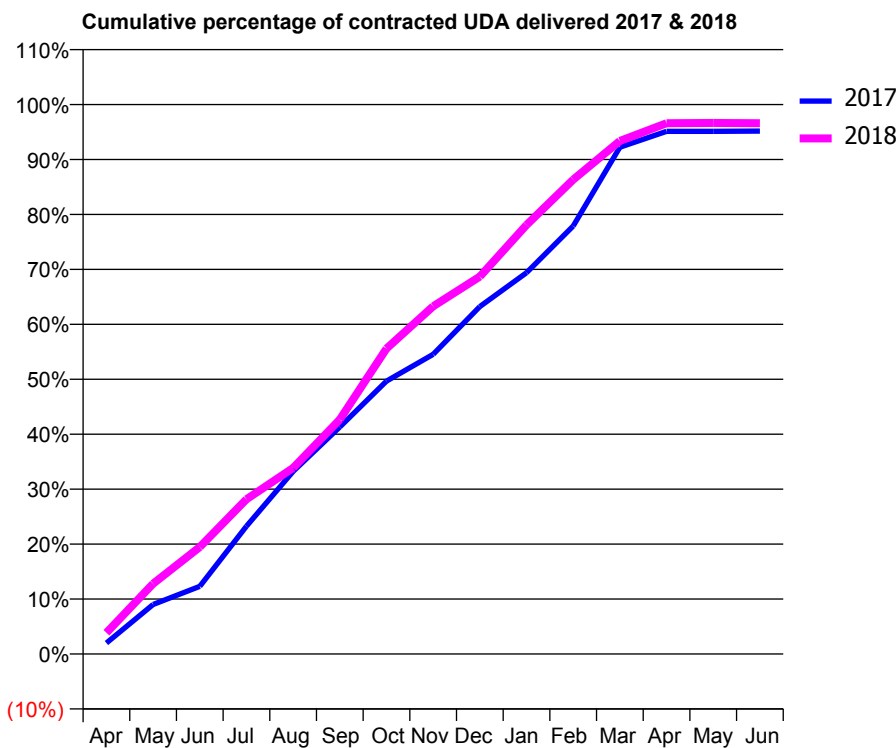
17/18 Contracted general activity (UDA)	2,500
Carry forward general activity (UDA)	0
17/18 Contracted orthodontic activity (UOA)	0
Carry forward orthodontic activity (UOA)	0
Baseline contract value	£69,340.52

ACCESS*

Patients seen in 24 months	Total	Change since previous quarter
Quarter ending March 2017	738	
Quarter ending June 2017	732	→
Quarter ending September 2017	745	→
Quarter ending December 2017	758	→
Quarter ending March 2018	749	↓
Variance since March 2017	1.5%	→



ACTIVITY



Month	Adjusted Scheduled Activity (UDA)	
	2017	2018
April	50	97
May	226	320
June	308	487
July	581	704
August	831	846
September	1,033	1,067
October	1,242	1,390
November	1,364	1,582
December	1,581	1,717
January	1,735	1,952
February	1,947	2,158
March	2,306	2,334
April	2,378	2,415
May	2,378	2,416
June	2,379	2,415

QUALITY

	Quantity	Base Number	Contract	AT	Region	England
% of FP17s for the same patient ID Re-attending within 3 months - Children	77	693	11.1%	9.1%	11.5%	11.9%
% of FP17s for the same patient ID Re-attending within 3 months - Adults	102	481	21.2%	13.5%	15.9%	16.0%
% of FP17s for the same patient ID Re-attending between 3 & 9 months - Children	484	693	69.8%	61.7%	60.6%	58.3%
% of FP17s for the same patient ID Re-attending between 3 & 9 months - Adults	278	481	57.8%	51.8%	51.6%	50.3%
% of FP17s for Band 1 Urgent Courses	44	1,178	3.7%	8.1%	9.5%	9.1%
% of FP17s Relating to Free Repair or Replacements	17	1,178	1.4%	0.7%	0.7%	0.8%
% of FP17s Relating to Continuations	8	1,178	0.7%	1.0%	1.0%	1.0%
% of Patients satisfied with the dentistry they have received	0	1	N/A	92.8%	92.0%	91.5%
% of Patients satisfied with the time they had to wait for an appointment	0	1	N/A	88.4%	88.1%	87.9%

* This is based on patients treated on this contract for their most recent course of treatment. Figures in italics indicate the base number of FP17s or Patient Questionnaire responses are less than 100. N/A is shown where the base number of responses is less than 10 during the period. % is calculated as Quantity/Base number*100

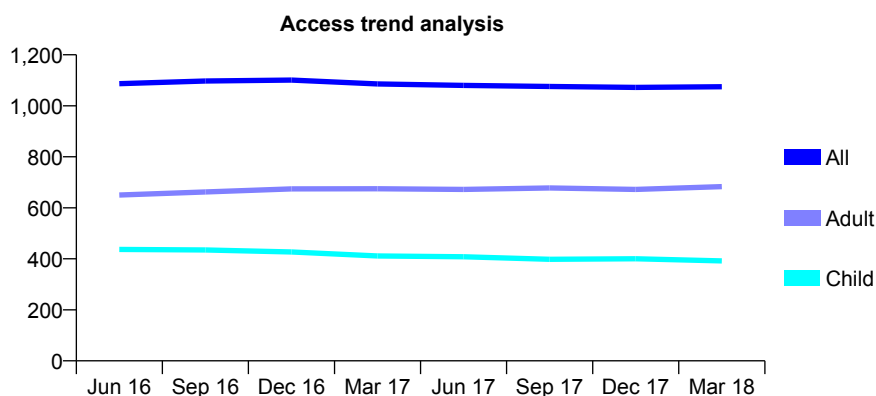
Q64 - Vital Signs At a Glance Contract Report for 636975/0001 - Year end March 2018

Name or company name	MR PS SMITHSON
Contract type name	GDS Contract
Purpose of contract	General
Contract start date	01/04/2006
Contract end date	

17/18 Contracted general activity (UDA)	3,666
Carry forward general activity (UDA)	0
17/18 Contracted orthodontic activity (UOA)	0
Carry forward orthodontic activity (UOA)	0
Baseline contract value	£84,545.10

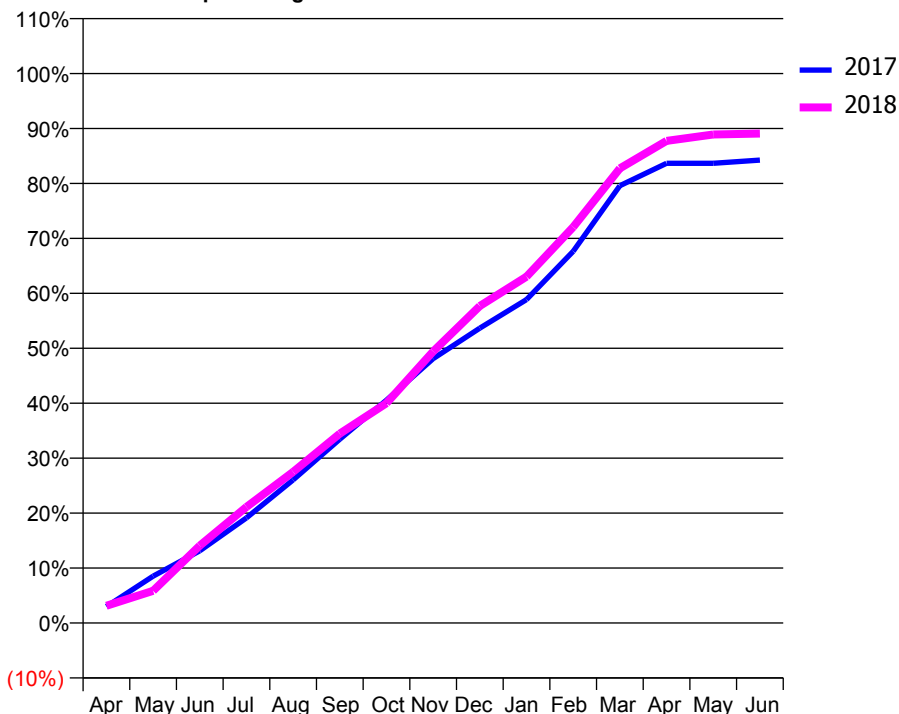
ACCESS*

Patients seen in 24 months	Total	Change since previous quarter
Quarter ending March 2017	1,086	
Quarter ending June 2017	1,080	→
Quarter ending September 2017	1,076	→
Quarter ending December 2017	1,072	→
Quarter ending March 2018	1,075	→
Variance since March 2017	(1.0%)	↓



ACTIVITY

Cumulative percentage of contracted UDA delivered 2017 & 2018



Month	Adjusted Scheduled Activity (UDA)	
	2017	2018
April	110	115
May	312	214
June	481	517
July	701	775
August	955	1,008
September	1,226	1,263
October	1,487	1,467
November	1,763	1,811
December	1,967	2,115
January	2,158	2,311
February	2,480	2,641
March	2,918	3,033
April	3,067	3,216
May	3,067	3,259
June	3,088	3,265

QUALITY

	Quantity	Base Number	Contract	AT	Region	England
% of FP17s for the same patient ID Re-attending within 3 months - Children	39	588	6.6%	9.1%	11.5%	11.9%
% of FP17s for the same patient ID Re-attending within 3 months - Adults	99	863	11.5%	13.5%	15.9%	16.0%
% of FP17s for the same patient ID Re-attending between 3 & 9 months - Children	307	588	52.2%	61.7%	60.6%	58.3%
% of FP17s for the same patient ID Re-attending between 3 & 9 months - Adults	477	863	55.3%	51.8%	51.6%	50.3%
% of FP17s for Band 1 Urgent Courses	25	1,451	1.7%	8.1%	9.5%	9.1%
% of FP17s Relating to Free Repair or Replacements	11	1,451	0.8%	0.7%	0.7%	0.8%
% of FP17s Relating to Continuations	1	1,451	0.1%	1.0%	1.0%	1.0%
% of Patients satisfied with the dentistry they have received	0	1	N/A	92.8%	92.0%	91.5%
% of Patients satisfied with the time they had to wait for an appointment	1	1	N/A	88.4%	88.1%	87.9%

* This is based on patients treated on this contract for their most recent course of treatment. Figures in italics indicate the base number of FP17s or Patient Questionnaire responses are less than 100. N/A is shown where the base number of responses is less than 10 during the period. % is calculated as Quantity/Base number*100

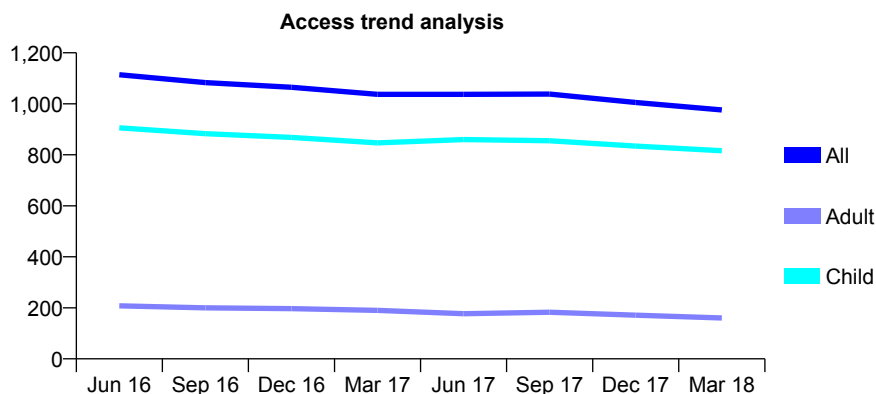
Q64 - Vital Signs At a Glance Contract Report for 642231/0001 - Year end March 2018

Name or company name	MR RO COLEMAN
Contract type name	GDS Contract
Purpose of contract	General
Contract start date	01/04/2006
Contract end date	

17/18 Contracted general activity (UDA)	2,400
Carry forward general activity (UDA)	0
17/18 Contracted orthodontic activity (UOA)	0
Carry forward orthodontic activity (UOA)	0
Baseline contract value	£51,013.62

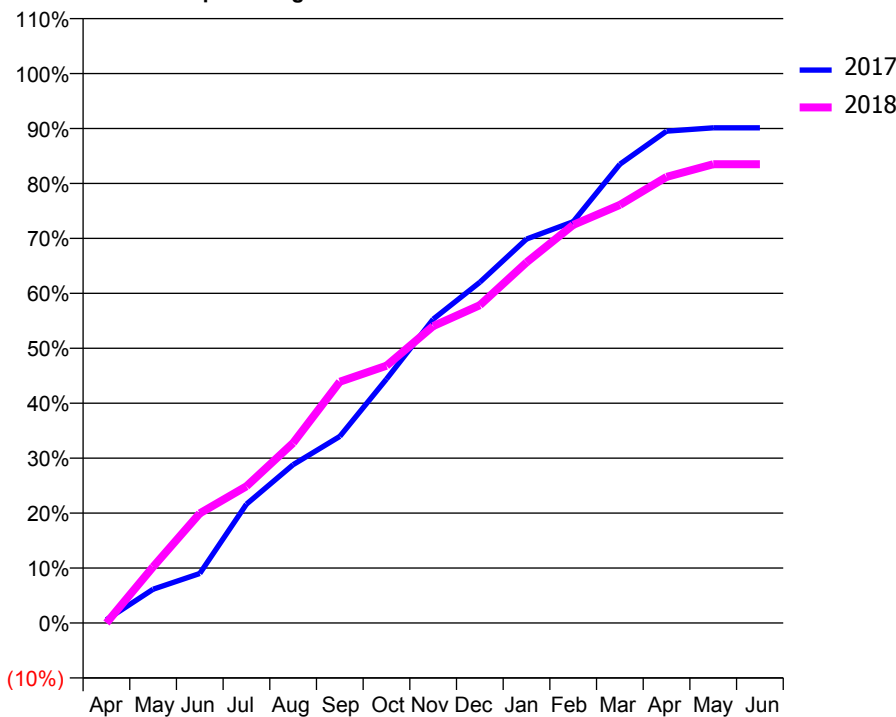
ACCESS*

Patients seen in 24 months	Total	Change since previous quarter
Quarter ending March 2017	1,037	
Quarter ending June 2017	1,037	→
Quarter ending September 2017	1,038	→
Quarter ending December 2017	1,005	↓
Quarter ending March 2018	976	↓
Variance since March 2017	(5.9%)	↓



ACTIVITY

Cumulative percentage of contracted UDA delivered 2017 & 2018



Month	Adjusted Scheduled Activity (UDA)	
	2017	2018
April	14	0
May	147	246
June	217	479
July	519	597
August	692	787
September	815	1,054
October	1,066	1,124
November	1,327	1,297
December	1,489	1,388
January	1,677	1,575
February	1,753	1,739
March	2,004	1,826
April	2,148	1,949
May	2,163	2,004
June	2,163	2,004

QUALITY

	Quantity	Base Number	Contract	AT	Region	England
% of FP17s for the same patient ID Re-attending within 3 months - Children	71	1,054	6.7%	9.1%	11.5%	11.9%
% of FP17s for the same patient ID Re-attending within 3 months - Adults	4	61	6.6%	13.5%	15.9%	16.0%
% of FP17s for the same patient ID Re-attending between 3 & 9 months - Children	552	1,054	52.4%	61.7%	60.6%	58.3%
% of FP17s for the same patient ID Re-attending between 3 & 9 months - Adults	29	61	47.5%	51.8%	51.6%	50.3%
% of FP17s for Band 1 Urgent Courses	34	1,113	3.1%	8.1%	9.5%	9.1%
% of FP17s Relating to Free Repair or Replacements	1	1,113	0.1%	0.7%	0.7%	0.8%
% of FP17s Relating to Continuations	0	1,113	0.0%	1.0%	1.0%	1.0%
% of Patients satisfied with the dentistry they have received	1	1	N/A	92.8%	92.0%	91.5%
% of Patients satisfied with the time they had to wait for an appointment	1	1	N/A	88.4%	88.1%	87.9%

* This is based on patients treated on this contract for their most recent course of treatment. Figures in italics indicate the base number of FP17s or Patient Questionnaire responses are less than 100. N/A is shown where the base number of responses is less than 10 during the period. % is calculated as Quantity/Base number*100

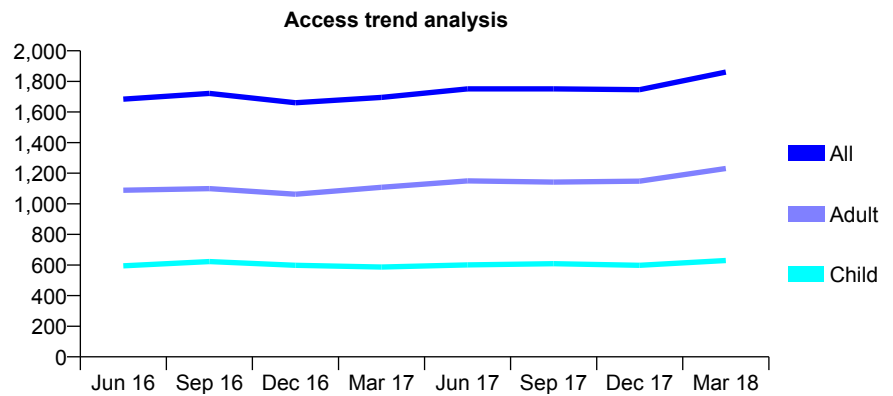
Q64 - Vital Signs At a Glance Contract Report for 643297/0001 - Year end March 2018

Name or company name	Savernake Dental Partners
Contract type name	GDS Contract
Purpose of contract	General
Contract start date	01/04/2006
Contract end date	

17/18 Contracted general activity (UDA)	3,738
Carry forward general activity (UDA)	-75
17/18 Contracted orthodontic activity (UOA)	0
Carry forward orthodontic activity (UOA)	0
Baseline contract value	£79,506.39

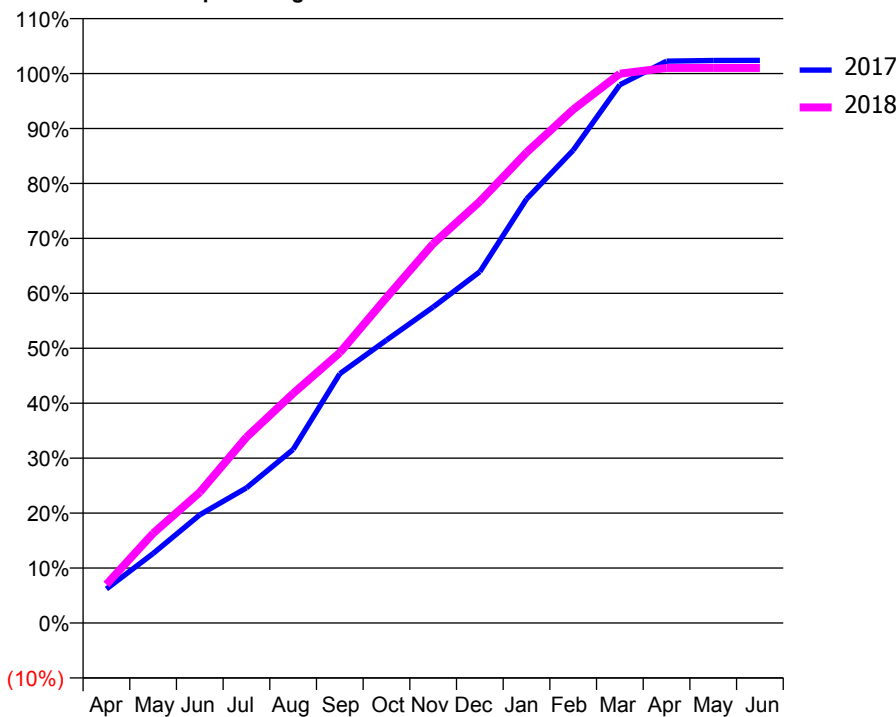
ACCESS*

Patients seen in 24 months	Total	Change since previous quarter
Quarter ending March 2017	1,695	
Quarter ending June 2017	1,751	↑
Quarter ending September 2017	1,751	→
Quarter ending December 2017	1,746	→
Quarter ending March 2018	1,861	↑
Variance since March 2017	9.8%	↑



ACTIVITY

Cumulative percentage of contracted UDA delivered 2017 & 2018



Month	Adjusted Scheduled Activity (UDA)	
	2017	2018
April	231	263
May	473	610
June	736	889
July	919	1,264
August	1,180	1,562
September	1,696	1,839
October	1,925	2,213
November	2,150	2,580
December	2,390	2,868
January	2,884	3,200
February	3,216	3,493
March	3,661	3,737
April	3,822	3,776
May	3,826	3,776
June	3,827	3,776

QUALITY

	Quantity	Base Number	Contract	AT	Region	England
% of FP17s for the same patient ID Re-attending within 3 months - Children	47	1,072	4.4%	9.1%	11.5%	11.9%
% of FP17s for the same patient ID Re-attending within 3 months - Adults	173	1,813	9.5%	13.5%	15.9%	16.0%
% of FP17s for the same patient ID Re-attending between 3 & 9 months - Children	537	1,072	50.1%	61.7%	60.6%	58.3%
% of FP17s for the same patient ID Re-attending between 3 & 9 months - Adults	661	1,813	36.5%	51.8%	51.6%	50.3%
% of FP17s for Band 1 Urgent Courses	125	1,936	6.5%	8.1%	9.5%	9.1%
% of FP17s Relating to Free Repair or Replacements	0	1,936	0.0%	0.7%	0.7%	0.8%
% of FP17s Relating to Continuations	20	1,936	1.0%	1.0%	1.0%	1.0%
% of Patients satisfied with the dentistry they have received	4	5	N/A	92.8%	92.0%	91.5%
% of Patients satisfied with the time they had to wait for an appointment	5	5	N/A	88.4%	88.1%	87.9%

* This is based on patients treated on this contract for their most recent course of treatment. Figures in italics indicate the base number of FP17s or Patient Questionnaire responses are less than 100. N/A is shown where the base number of responses is less than 10 during the period. % is calculated as Quantity/Base number*100

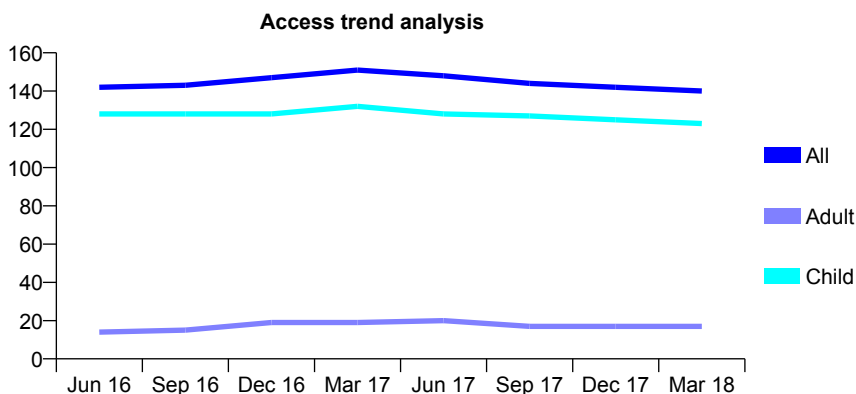
Q64 - Vital Signs At a Glance Contract Report for 650455/0001 - Year end March 2018

Name or company name	MR JC KILLICK
Contract type name	GDS Contract
Purpose of contract	General
Contract start date	01/04/2006
Contract end date	

17/18 Contracted general activity (UDA)	300
Carry forward general activity (UDA)	-5
17/18 Contracted orthodontic activity (UOA)	0
Carry forward orthodontic activity (UOA)	0
Baseline contract value	£7,131.39

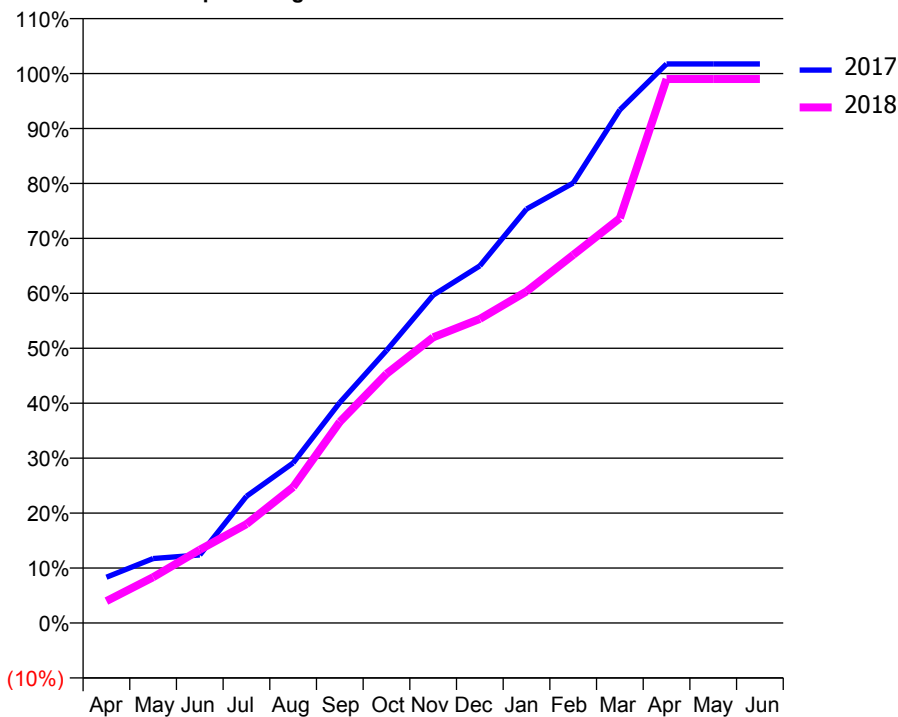
ACCESS*

Patients seen in 24 months	Total	Change since previous quarter
Quarter ending March 2017	151	
Quarter ending June 2017	148	↓
Quarter ending September 2017	144	↓
Quarter ending December 2017	142	↓
Quarter ending March 2018	140	↓
Variance since March 2017	(7.3%)	↓



ACTIVITY

Cumulative percentage of contracted UDA delivered 2017 & 2018



Month	Adjusted Scheduled Activity (UDA)	
	2017	2018
April	25	12
May	35	25
June	37	40
July	69	54
August	87	74
September	120	110
October	149	136
November	179	156
December	195	166
January	226	181
February	240	201
March	280	221
April	305	297
May	305	297
June	305	297

QUALITY

	Quantity	Base Number	Contract	AT	Region	England
% of FP17s for the same patient ID Re-attending within 3 months - Children	1	185	0.5%	9.1%	11.5%	11.9%
% of FP17s for the same patient ID Re-attending within 3 months - Adults	0	9	0.0%	13.5%	15.9%	16.0%
% of FP17s for the same patient ID Re-attending between 3 & 9 months - Children	147	185	79.5%	61.7%	60.6%	58.3%
% of FP17s for the same patient ID Re-attending between 3 & 9 months - Adults	8	9	88.9%	51.8%	51.6%	50.3%
% of FP17s for Band 1 Urgent Courses	5	206	2.4%	8.1%	9.5%	9.1%
% of FP17s Relating to Free Repair or Replacements	0	206	0.0%	0.7%	0.7%	0.8%
% of FP17s Relating to Continuations	0	206	0.0%	1.0%	1.0%	1.0%
% of Patients satisfied with the dentistry they have received	0	0	N/A	92.8%	92.0%	91.5%
% of Patients satisfied with the time they had to wait for an appointment	0	0	N/A	88.4%	88.1%	87.9%

* This is based on patients treated on this contract for their most recent course of treatment. Figures in italics indicate the base number of FP17s or Patient Questionnaire responses are less than 100. N/A is shown where the base number of responses is less than 10 during the period. % is calculated as Quantity/Base number*100

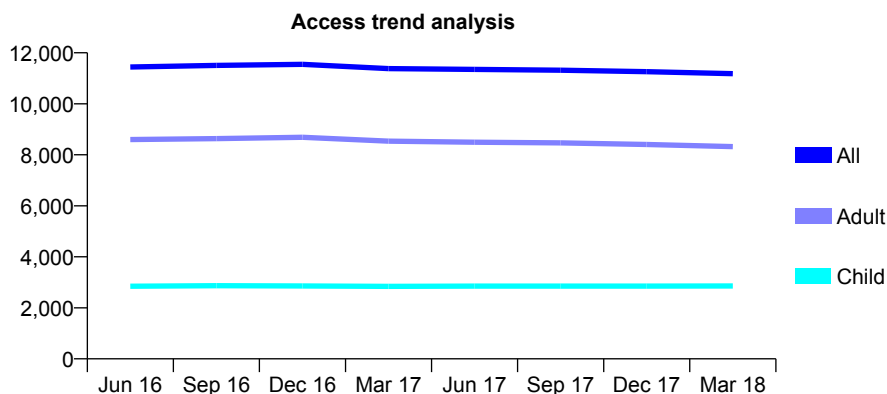
Q64 - Vital Signs At a Glance Contract Report for 651796/0001 - Year end March 2018

Name or company name	MISS PA RISELEY-PRICHARD
Contract type name	Pilot Contract
Purpose of contract	General
Contract start date	01/04/2006
Contract end date	

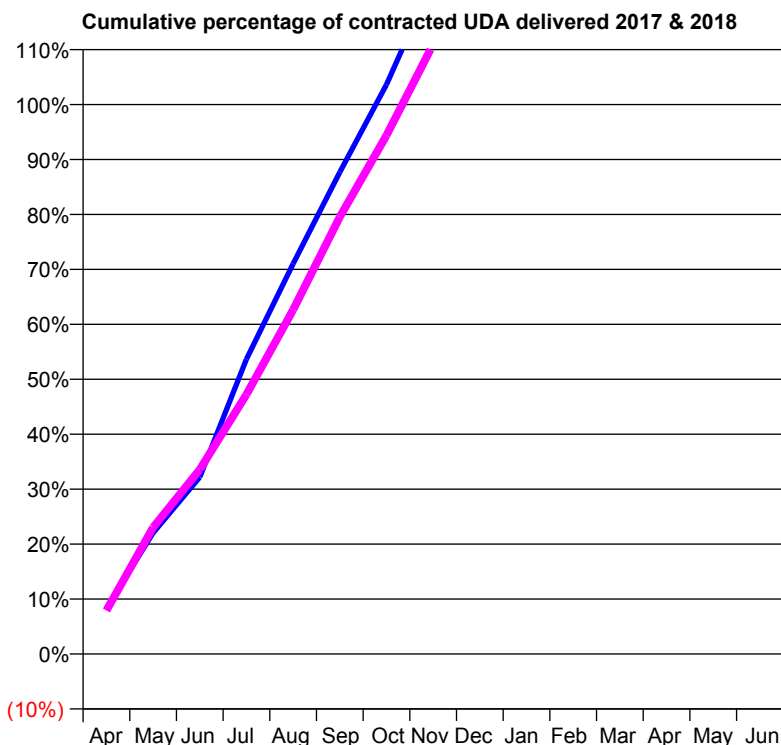
17/18 Contracted general activity (UDA)	10,292
Carry forward general activity (UDA)	0
17/18 Contracted orthodontic activity (UOA)	0
Carry forward orthodontic activity (UOA)	0
Baseline contract value	£811,601.31

ACCESS*

Patients seen in 24 months	Total	Change since previous quarter
Quarter ending March 2017	11,380	
Quarter ending June 2017	11,349	→
Quarter ending September 2017	11,320	→
Quarter ending December 2017	11,258	→
Quarter ending March 2018	11,180	→
Variance since March 2017	(1.8%)	↓



ACTIVITY



Month	Adjusted Scheduled Activity (UDA)	
	2017	2018
April	858	816
May	2,268	2,371
June	3,312	3,456
July	5,524	4,861
August	7,309	6,446
September	9,024	8,187
October	10,667	9,714
November	12,622	11,420
December	14,299	12,820
January	15,772	14,266
February	17,253	16,122
March	18,564	17,515
April	19,097	18,102
May	19,250	18,146
June	19,368	18,161

QUALITY

	Quantity	Base Number	Contract	AT	Region	England
% of FP17s for the same patient ID Re-attending within 3 months - Children	125	4,115	3.0%	9.1%	11.5%	11.9%
% of FP17s for the same patient ID Re-attending within 3 months - Adults	562	7,639	7.4%	13.5%	15.9%	16.0%
% of FP17s for the same patient ID Re-attending between 3 & 9 months - Children	2,859	4,115	69.5%	61.7%	60.6%	58.3%
% of FP17s for the same patient ID Re-attending between 3 & 9 months - Adults	2,372	7,639	31.1%	51.8%	51.6%	50.3%
% of FP17s for Band 1 Urgent Courses	804	11,157	7.2%	8.1%	9.5%	9.1%
% of FP17s Relating to Free Repair or Replacements	41	11,157	0.4%	0.7%	0.7%	0.8%
% of FP17s Relating to Continuations	49	11,157	0.4%	1.0%	1.0%	1.0%
% of Patients satisfied with the dentistry they have received	16	16	100.0%	92.8%	92.0%	91.5%
% of Patients satisfied with the time they had to wait for an appointment	13	16	81.3%	88.4%	88.1%	87.9%

* This is based on patients treated on this contract for their most recent course of treatment. Figures in italics indicate the base number of FP17s or Patient Questionnaire responses are less than 100. N/A is shown where the base number of responses is less than 10 during the period. % is calculated as Quantity/Base number*100

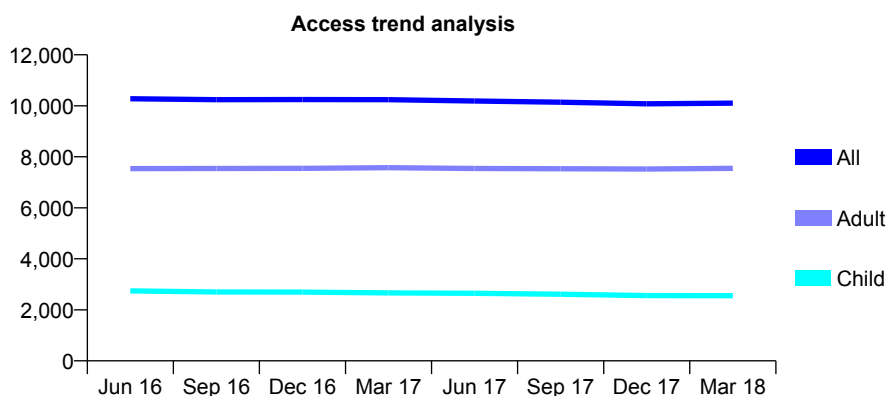
Q64 - Vital Signs At a Glance Contract Report for 652296/0001 - Year end March 2018

Name or company name	MR MS INMAN
Contract type name	GDS Contract
Purpose of contract	General
Contract start date	01/04/2006
Contract end date	

17/18 Contracted general activity (UDA)	25,241
Carry forward general activity (UDA)	362
17/18 Contracted orthodontic activity (UOA)	0
Carry forward orthodontic activity (UOA)	0
Baseline contract value	£648,492.81

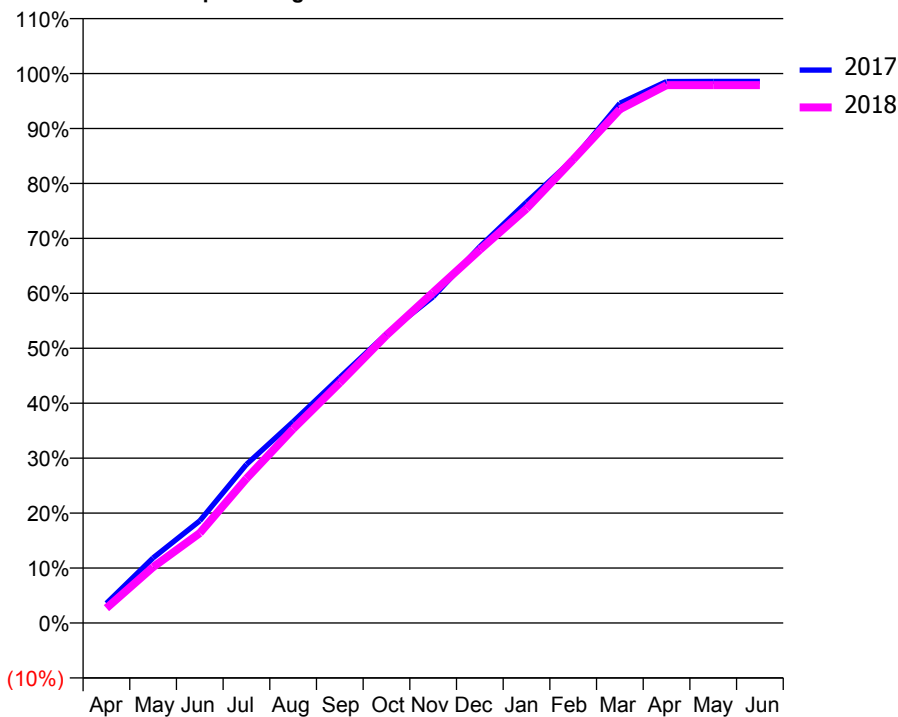
ACCESS*

Patients seen in 24 months	Total	Change since previous quarter
Quarter ending March 2017	10,241	
Quarter ending June 2017	10,189	→
Quarter ending September 2017	10,142	→
Quarter ending December 2017	10,080	→
Quarter ending March 2018	10,102	→
Variance since March 2017	(1.4%)	↓



ACTIVITY

Cumulative percentage of contracted UDA delivered 2017 & 2018



Month	Adjusted Scheduled Activity (UDA)	
	2017	2018
April	906	680
May	2,992	2,567
June	4,692	4,130
July	7,285	6,635
August	9,248	8,914
September	11,280	11,033
October	13,284	13,220
November	14,985	15,185
December	17,285	17,140
January	19,330	19,035
February	21,303	21,290
March	23,872	23,598
April	24,872	24,707
May	24,876	24,708
June	24,879	24,708

QUALITY

	Quantity	Base Number	Contract	AT	Region	England
% of FP17s for the same patient ID Re-attending within 3 months - Children	457	4,284	10.7%	9.1%	11.5%	11.9%
% of FP17s for the same patient ID Re-attending within 3 months - Adults	1,373	10,818	12.7%	13.5%	15.9%	16.0%
% of FP17s for the same patient ID Re-attending between 3 & 9 months - Children	2,830	4,284	66.1%	61.7%	60.6%	58.3%
% of FP17s for the same patient ID Re-attending between 3 & 9 months - Adults	6,074	10,818	56.1%	51.8%	51.6%	50.3%
% of FP17s for Band 1 Urgent Courses	1,067	14,235	7.5%	8.1%	9.5%	9.1%
% of FP17s Relating to Free Repair or Replacements	83	14,235	0.6%	0.7%	0.7%	0.8%
% of FP17s Relating to Continuations	100	14,235	0.7%	1.0%	1.0%	1.0%
% of Patients satisfied with the dentistry they have received	11	12	91.7%	92.8%	92.0%	91.5%
% of Patients satisfied with the time they had to wait for an appointment	11	12	91.7%	88.4%	88.1%	87.9%

* This is based on patients treated on this contract for their most recent course of treatment. Figures in italics indicate the base number of FP17s or Patient Questionnaire responses are less than 100. N/A is shown where the base number of responses is less than 10 during the period. % is calculated as Quantity/Base number*100

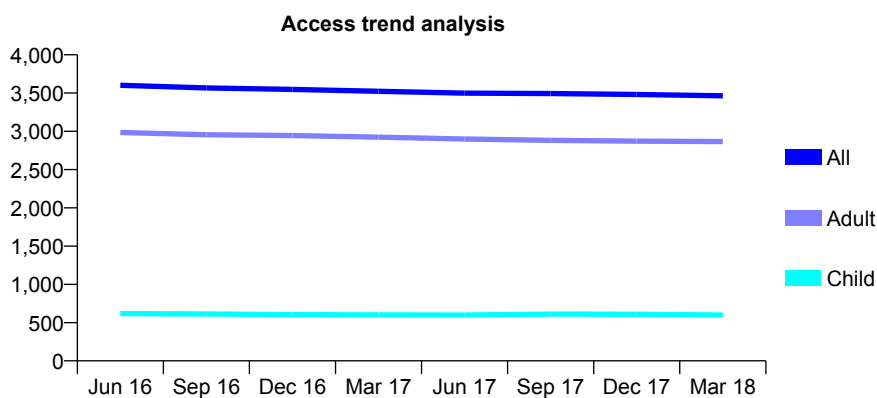
Q64 - Vital Signs At a Glance Contract Report for 672904/0002 - Year end March 2018

Name or company name	MR DV BOWLES
Contract type name	GDS Contract
Purpose of contract	General
Contract start date	05/09/2012
Contract end date	

17/18 Contracted general activity (UDA)	8,803
Carry forward general activity (UDA)	0
17/18 Contracted orthodontic activity (UOA)	0
Carry forward orthodontic activity (UOA)	0
Baseline contract value	£192,528.49

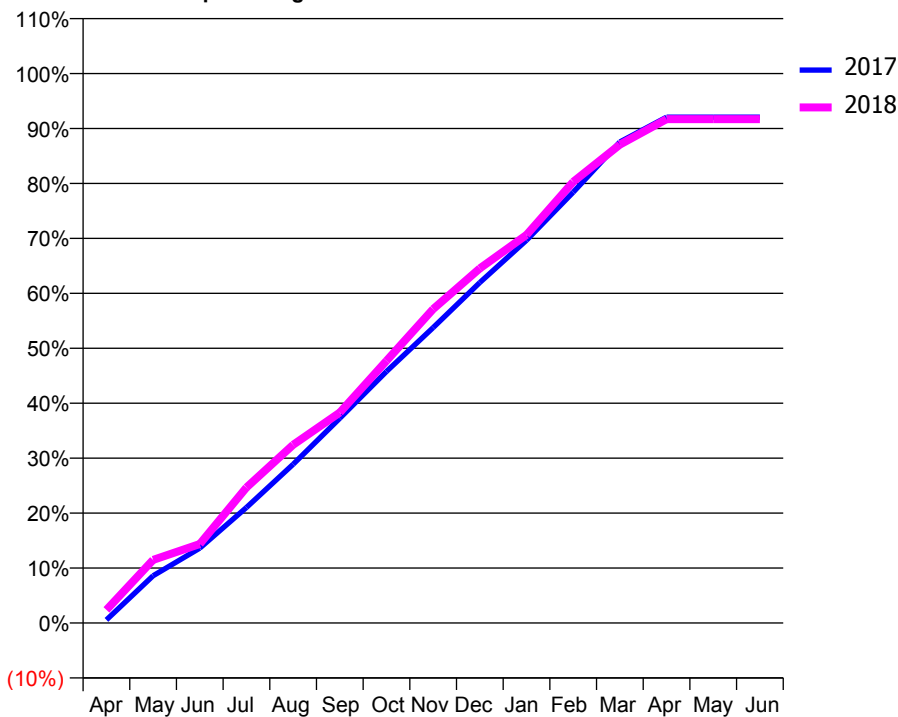
ACCESS*

Patients seen in 24 months	Total	Change since previous quarter
Quarter ending March 2017	3,524	
Quarter ending June 2017	3,499	→
Quarter ending September 2017	3,493	→
Quarter ending December 2017	3,482	→
Quarter ending March 2018	3,464	→
Variance since March 2017	(1.7%)	↓



ACTIVITY

Cumulative percentage of contracted UDA delivered 2017 & 2018



Month	Adjusted Scheduled Activity (UDA)	
	2017	2018
April	51	210
May	758	1,012
June	1,199	1,266
July	1,852	2,172
August	2,542	2,855
September	3,280	3,372
October	4,031	4,200
November	4,732	5,029
December	5,455	5,681
January	6,133	6,218
February	6,901	7,067
March	7,706	7,664
April	8,104	8,071
May	8,104	8,072
June	8,104	8,072

QUALITY

	Quantity	Base Number	Contract	AT	Region	England
% of FP17s for the same patient ID Re-attending within 3 months - Children	13	585	2.2%	9.1%	11.5%	11.9%
% of FP17s for the same patient ID Re-attending within 3 months - Adults	364	3,177	11.5%	13.5%	15.9%	16.0%
% of FP17s for the same patient ID Re-attending between 3 & 9 months - Children	63	585	10.8%	61.7%	60.6%	58.3%
% of FP17s for the same patient ID Re-attending between 3 & 9 months - Adults	917	3,177	28.9%	51.8%	51.6%	50.3%
% of FP17s for Band 1 Urgent Courses	95	3,767	2.5%	8.1%	9.5%	9.1%
% of FP17s Relating to Free Repair or Replacements	34	3,767	0.9%	0.7%	0.7%	0.8%
% of FP17s Relating to Continuations	107	3,767	2.8%	1.0%	1.0%	1.0%
% of Patients satisfied with the dentistry they have received	7	9	N/A	92.8%	92.0%	91.5%
% of Patients satisfied with the time they had to wait for an appointment	8	9	N/A	88.4%	88.1%	87.9%

* This is based on patients treated on this contract for their most recent course of treatment. Figures in italics indicate the base number of FP17s or Patient Questionnaire responses are less than 100. N/A is shown where the base number of responses is less than 10 during the period. % is calculated as Quantity/Base number*100

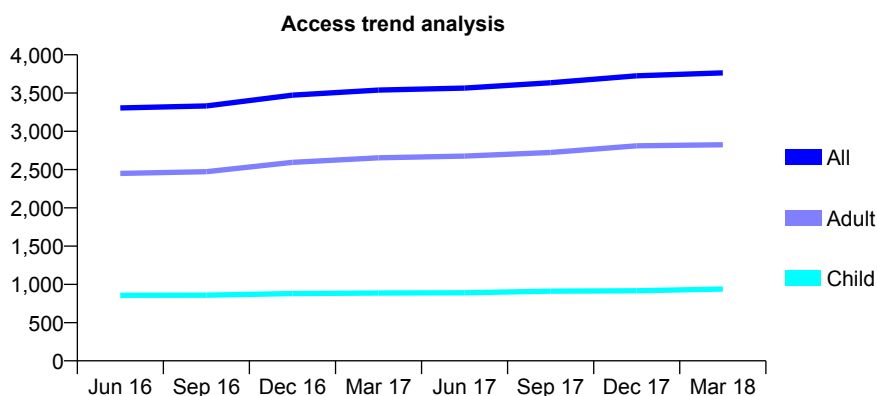
Q64 - Vital Signs At a Glance Contract Report for 674133/0001 - Year end March 2018

Name or company name	Avon House Dental Practice
Contract type name	GDS Contract
Purpose of contract	General
Contract start date	04/12/2008
Contract end date	

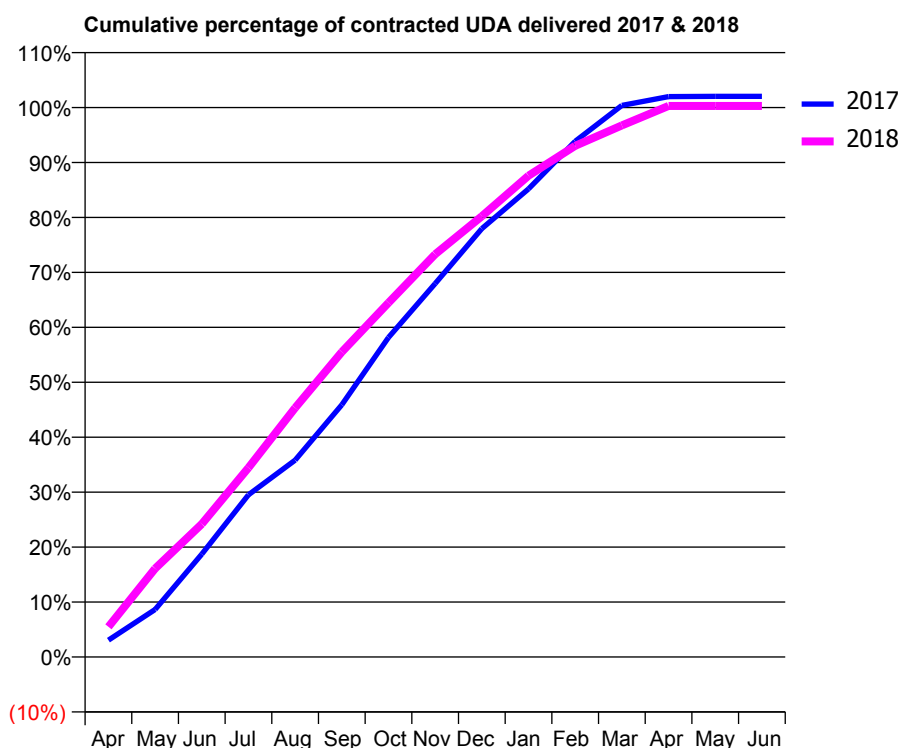
17/18 Contracted general activity (UDA)	7,339
Carry forward general activity (UDA)	-143
17/18 Contracted orthodontic activity (UOA)	0
Carry forward orthodontic activity (UOA)	0
Baseline contract value	£171,899.44

ACCESS*

Patients seen in 24 months	Total	Change since previous quarter
Quarter ending March 2017	3,539	
Quarter ending June 2017	3,565	→
Quarter ending September 2017	3,635	→
Quarter ending December 2017	3,726	↑
Quarter ending March 2018	3,763	→
Variance since March 2017	6.3%	↑



ACTIVITY



Month	Adjusted Scheduled Activity (UDA)	
	2017	2018
April	220	403
May	618	1,181
June	1,340	1,777
July	2,112	2,527
August	2,563	3,327
September	3,284	4,074
October	4,160	4,731
November	4,860	5,379
December	5,576	5,887
January	6,094	6,429
February	6,713	6,828
March	7,179	7,100
April	7,294	7,359
May	7,297	7,359
June	7,297	7,359

QUALITY

	Quantity	Base Number	Contract	AT	Region	England
% of FP17s for the same patient ID Re-attending within 3 months - Children	76	1,343	5.7%	9.1%	11.5%	11.9%
% of FP17s for the same patient ID Re-attending within 3 months - Adults	400	3,640	11.0%	13.5%	15.9%	16.0%
% of FP17s for the same patient ID Re-attending between 3 & 9 months - Children	829	1,343	61.7%	61.7%	60.6%	58.3%
% of FP17s for the same patient ID Re-attending between 3 & 9 months - Adults	2,033	3,640	55.9%	51.8%	51.6%	50.3%
% of FP17s for Band 1 Urgent Courses	374	4,769	7.8%	8.1%	9.5%	9.1%
% of FP17s Relating to Free Repair or Replacements	23	4,769	0.5%	0.7%	0.7%	0.8%
% of FP17s Relating to Continuations	22	4,769	0.5%	1.0%	1.0%	1.0%
% of Patients satisfied with the dentistry they have received	9	10	90.0%	92.8%	92.0%	91.5%
% of Patients satisfied with the time they had to wait for an appointment	8	10	80.0%	88.4%	88.1%	87.9%

* This is based on patients treated on this contract for their most recent course of treatment. Figures in italics indicate the base number of FP17s or Patient Questionnaire responses are less than 100. N/A is shown where the base number of responses is less than 10 during the period. % is calculated as Quantity/Base number*100

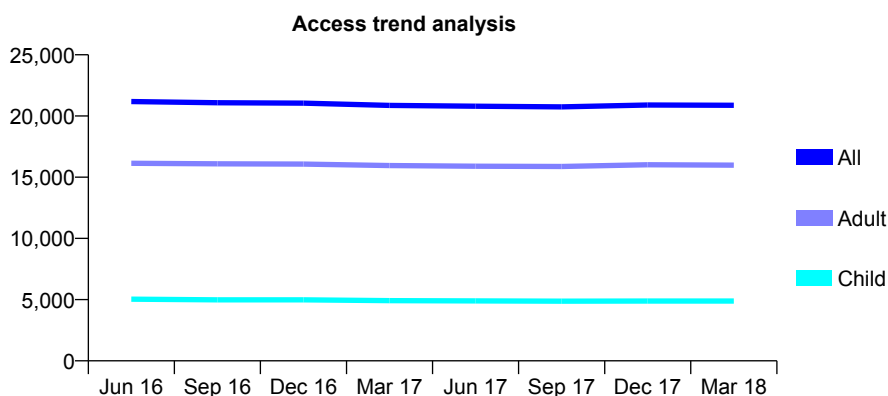
Q64 - Vital Signs At a Glance Contract Report for 674893/0001 - Year end March 2018

Name or company name	Euro Dental Surgery
Contract type name	GDS Contract
Purpose of contract	General
Contract start date	01/04/2006
Contract end date	

17/18 Contracted general activity (UDA)	58,705
Carry forward general activity (UDA)	-80
17/18 Contracted orthodontic activity (UOA)	0
Carry forward orthodontic activity (UOA)	0
Baseline contract value	£1,360,461.80

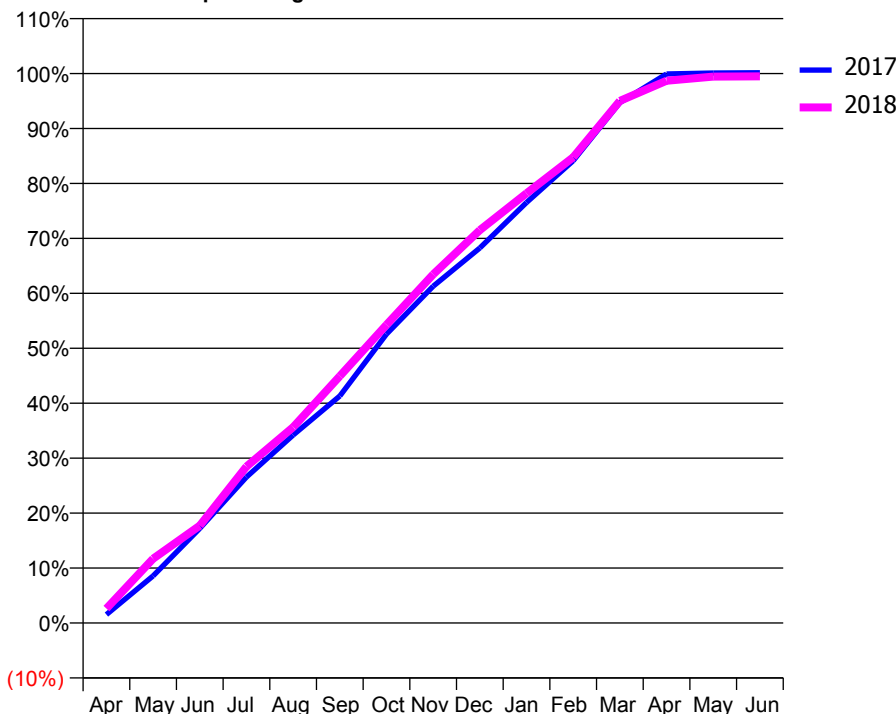
ACCESS*

Patients seen in 24 months	Total	Change since previous quarter
Quarter ending March 2017	20,871	
Quarter ending June 2017	20,797	→
Quarter ending September 2017	20,743	→
Quarter ending December 2017	20,899	→
Quarter ending March 2018	20,875	→
Variance since March 2017	0.0%	→



ACTIVITY

Cumulative percentage of contracted UDA delivered 2017 & 2018



Month	Adjusted Scheduled Activity (UDA)	
	2017	2018
April	899	1,543
May	5,038	6,868
June	10,111	10,400
July	15,595	16,720
August	20,081	20,917
September	24,248	26,373
October	30,862	31,856
November	35,979	37,246
December	40,073	41,975
January	44,920	45,901
February	49,379	49,754
March	55,596	55,775
April	58,654	57,925
May	58,752	58,375
June	58,785	58,398

QUALITY

	Quantity	Base Number	Contract	AT	Region	England
% of FP17s for the same patient ID Re-attending within 3 months - Children	672	7,388	9.1%	9.1%	11.5%	11.9%
% of FP17s for the same patient ID Re-attending within 3 months - Adults	3,195	22,297	14.3%	13.5%	15.9%	16.0%
% of FP17s for the same patient ID Re-attending between 3 & 9 months - Children	4,355	7,388	58.9%	61.7%	60.6%	58.3%
% of FP17s for the same patient ID Re-attending between 3 & 9 months - Adults	12,471	22,297	55.9%	51.8%	51.6%	50.3%
% of FP17s for Band 1 Urgent Courses	2,839	29,469	9.6%	8.1%	9.5%	9.1%
% of FP17s Relating to Free Repair or Replacements	203	29,469	0.7%	0.7%	0.7%	0.8%
% of FP17s Relating to Continuations	405	29,469	1.4%	1.0%	1.0%	1.0%
% of Patients satisfied with the dentistry they have received	37	39	94.9%	92.8%	92.0%	91.5%
% of Patients satisfied with the time they had to wait for an appointment	37	39	94.9%	88.4%	88.1%	87.9%

* This is based on patients treated on this contract for their most recent course of treatment. Figures in italics indicate the base number of FP17s or Patient Questionnaire responses are less than 100. N/A is shown where the base number of responses is less than 10 during the period. % is calculated as Quantity/Base number*100

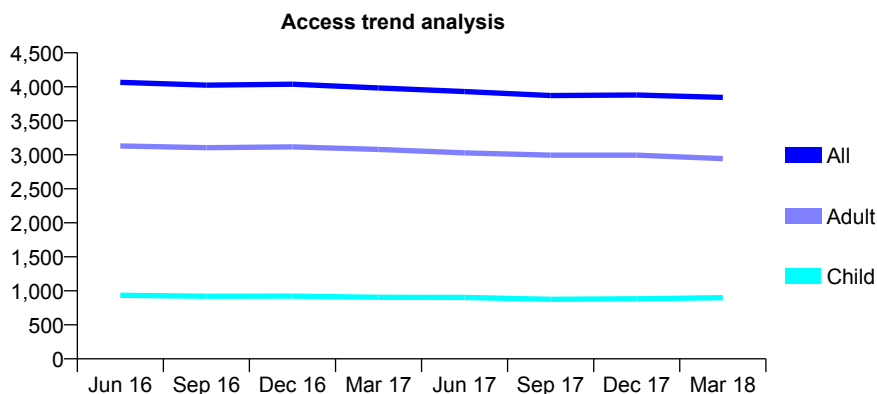
Q64 - Vital Signs At a Glance Contract Report for 676381/0001 - Year end March 2018

Name or company name	Syed & Mekala
Contract type name	GDS Contract
Purpose of contract	General
Contract start date	01/04/2006
Contract end date	

17/18 Contracted general activity (UDA)	13,000
Carry forward general activity (UDA)	170
17/18 Contracted orthodontic activity (UOA)	0
Carry forward orthodontic activity (UOA)	0
Baseline contract value	£299,079.57

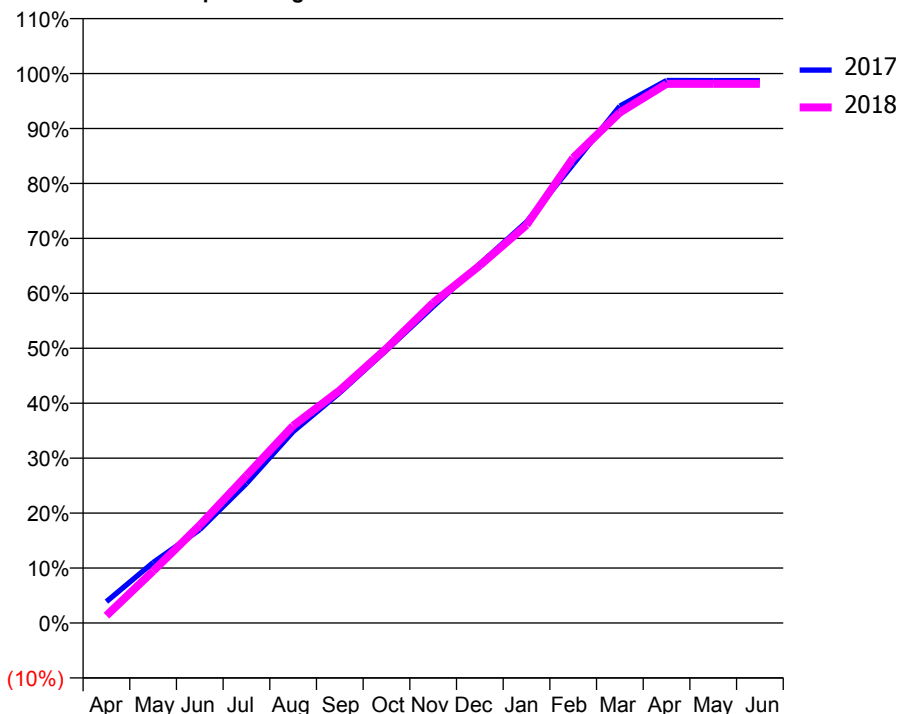
ACCESS*

Patients seen in 24 months	Total	Change since previous quarter
Quarter ending March 2017	3,983	
Quarter ending June 2017	3,931	↓
Quarter ending September 2017	3,871	↓
Quarter ending December 2017	3,880	→
Quarter ending March 2018	3,844	→
Variance since March 2017	(3.5%)	↓



ACTIVITY

Cumulative percentage of contracted UDA delivered 2017 & 2018



Month	Adjusted Scheduled Activity (UDA)	
	2017	2018
April	507	176
May	1,430	1,229
June	2,211	2,313
July	3,301	3,488
August	4,527	4,668
September	5,451	5,506
October	6,457	6,496
November	7,488	7,575
December	8,493	8,459
January	9,489	9,415
February	10,854	11,006
March	12,229	12,078
April	12,833	12,757
May	12,830	12,757
June	12,830	12,757

QUALITY

	Quantity	Base Number	Contract	AT	Region	England
% of FP17s for the same patient ID Re-attending within 3 months - Children	112	1,493	7.5%	9.1%	11.5%	11.9%
% of FP17s for the same patient ID Re-attending within 3 months - Adults	729	4,604	15.8%	13.5%	15.9%	16.0%
% of FP17s for the same patient ID Re-attending between 3 & 9 months - Children	1,040	1,493	69.7%	61.7%	60.6%	58.3%
% of FP17s for the same patient ID Re-attending between 3 & 9 months - Adults	2,856	4,604	62.0%	51.8%	51.6%	50.3%
% of FP17s for Band 1 Urgent Courses	514	6,072	8.5%	8.1%	9.5%	9.1%
% of FP17s Relating to Free Repair or Replacements	39	6,072	0.6%	0.7%	0.7%	0.8%
% of FP17s Relating to Continuations	32	6,072	0.5%	1.0%	1.0%	1.0%
% of Patients satisfied with the dentistry they have received	10	12	83.3%	92.8%	92.0%	91.5%
% of Patients satisfied with the time they had to wait for an appointment	9	12	75.0%	88.4%	88.1%	87.9%

* This is based on patients treated on this contract for their most recent course of treatment. Figures in italics indicate the base number of FP17s or Patient Questionnaire responses are less than 100. N/A is shown where the base number of responses is less than 10 during the period. % is calculated as Quantity/Base number*100

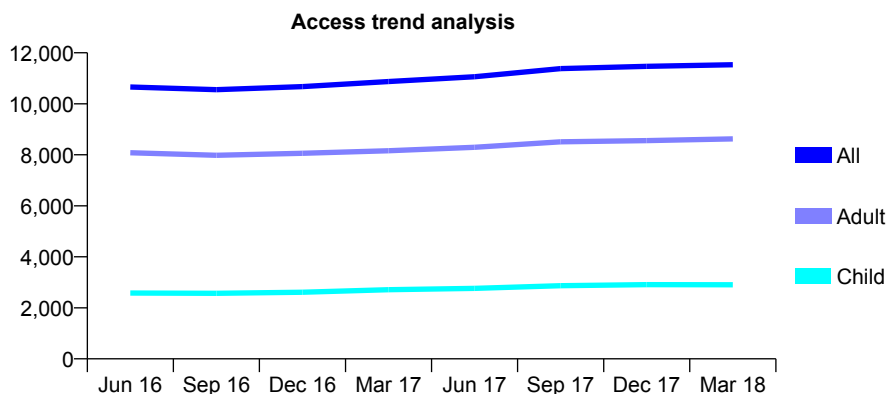
Q64 - Vital Signs At a Glance Contract Report for 678570/0001 - Year end March 2018

Name or company name	MISS EL FOX
Contract type name	GDS Contract
Purpose of contract	General
Contract start date	01/06/2008
Contract end date	

17/18 Contracted general activity (UDA)	30,315
Carry forward general activity (UDA)	-518
17/18 Contracted orthodontic activity (UOA)	0
Carry forward orthodontic activity (UOA)	0
Baseline contract value	£757,113.26

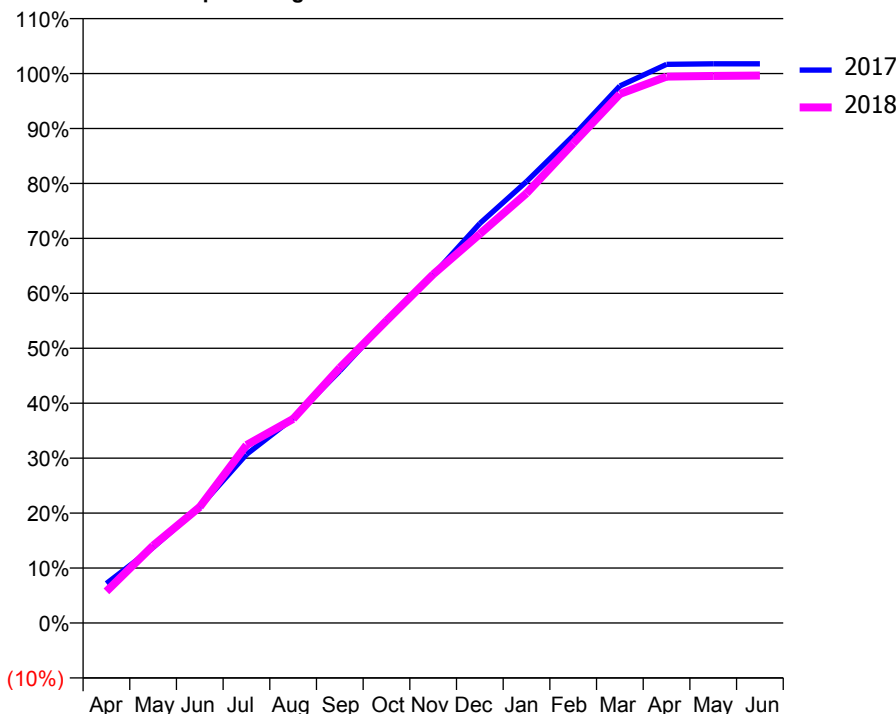
ACCESS*

Patients seen in 24 months	Total	Change since previous quarter
Quarter ending March 2017	10,872	
Quarter ending June 2017	11,062	→
Quarter ending September 2017	11,378	↑
Quarter ending December 2017	11,468	→
Quarter ending March 2018	11,531	→
Variance since March 2017	6.1%	↑



ACTIVITY

Cumulative percentage of contracted UDA delivered 2017 & 2018



Month	Adjusted Scheduled Activity (UDA)	
	2017	2018
April	2,123	1,746
May	4,059	4,271
June	6,242	6,403
July	9,067	9,814
August	11,011	11,257
September	13,557	14,085
October	16,259	16,680
November	18,728	19,231
December	21,486	21,462
January	23,738	23,705
February	26,196	26,459
March	28,876	29,188
April	30,042	30,140
May	30,065	30,177
June	30,065	30,202

QUALITY

	Quantity	Base Number	Contract	AT	Region	England
% of FP17s for the same patient ID Re-attending within 3 months - Children	310	4,737	6.5%	9.1%	11.5%	11.9%
% of FP17s for the same patient ID Re-attending within 3 months - Adults	1,463	11,878	12.3%	13.5%	15.9%	16.0%
% of FP17s for the same patient ID Re-attending between 3 & 9 months - Children	3,147	4,737	66.4%	61.7%	60.6%	58.3%
% of FP17s for the same patient ID Re-attending between 3 & 9 months - Adults	6,026	11,878	50.7%	51.8%	51.6%	50.3%
% of FP17s for Band 1 Urgent Courses	1,476	16,517	8.9%	8.1%	9.5%	9.1%
% of FP17s Relating to Free Repair or Replacements	92	16,517	0.6%	0.7%	0.7%	0.8%
% of FP17s Relating to Continuations	51	16,517	0.3%	1.0%	1.0%	1.0%
% of Patients satisfied with the dentistry they have received	28	29	96.6%	92.8%	92.0%	91.5%
% of Patients satisfied with the time they had to wait for an appointment	23	29	79.3%	88.4%	88.1%	87.9%

* This is based on patients treated on this contract for their most recent course of treatment. Figures in italics indicate the base number of FP17s or Patient Questionnaire responses are less than 100. N/A is shown where the base number of responses is less than 10 during the period. % is calculated as Quantity/Base number*100

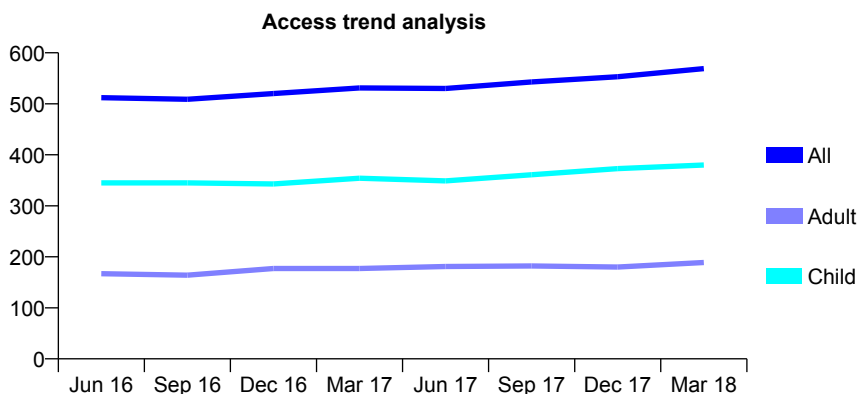
Q64 - Vital Signs At a Glance Contract Report for 682586/0003 - Year end March 2018

Name or company name	MR EJ LOCKE
Contract type name	GDS Contract
Purpose of contract	General
Contract start date	01/02/2014
Contract end date	

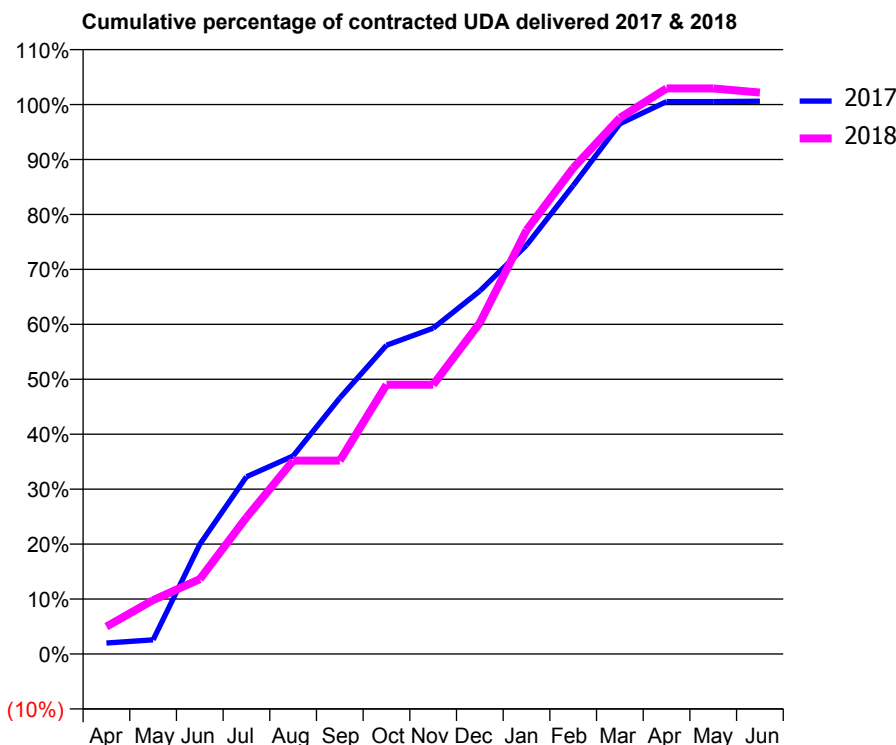
17/18 Contracted general activity (UDA)	1,350
Carry forward general activity (UDA)	-8
17/18 Contracted orthodontic activity (UOA)	0
Carry forward orthodontic activity (UOA)	0
Baseline contract value	£41,482.56

ACCESS*

Patients seen in 24 months	Total	Change since previous quarter
Quarter ending March 2017	531	
Quarter ending June 2017	530	→
Quarter ending September 2017	543	↑
Quarter ending December 2017	553	→
Quarter ending March 2018	569	↑
Variance since March 2017	7.2%	↑



ACTIVITY



Month	Adjusted Scheduled Activity (UDA)	
	2017	2018
April	27	67
May	35	132
June	270	184
July	436	336
August	487	475
September	629	475
October	759	662
November	801	662
December	892	814
January	1,004	1,041
February	1,151	1,194
March	1,303	1,317
April	1,357	1,389
May	1,357	1,389
June	1,358	1,379

QUALITY

	Quantity	Base Number	Contract	AT	Region	England
% of FP17s for the same patient ID Re-attending within 3 months - Children	39	584	6.7%	9.1%	11.5%	11.9%
% of FP17s for the same patient ID Re-attending within 3 months - Adults	48	230	20.9%	13.5%	15.9%	16.0%
% of FP17s for the same patient ID Re-attending between 3 & 9 months - Children	370	584	63.4%	61.7%	60.6%	58.3%
% of FP17s for the same patient ID Re-attending between 3 & 9 months - Adults	94	230	40.9%	51.8%	51.6%	50.3%
% of FP17s for Band 1 Urgent Courses	73	832	8.8%	8.1%	9.5%	9.1%
% of FP17s Relating to Free Repair or Replacements	0	832	0.0%	0.7%	0.7%	0.8%
% of FP17s Relating to Continuations	0	832	0.0%	1.0%	1.0%	1.0%
% of Patients satisfied with the dentistry they have received	3	3	N/A	92.8%	92.0%	91.5%
% of Patients satisfied with the time they had to wait for an appointment	3	3	N/A	88.4%	88.1%	87.9%

* This is based on patients treated on this contract for their most recent course of treatment. Figures in italics indicate the base number of FP17s or Patient Questionnaire responses are less than 100. N/A is shown where the base number of responses is less than 10 during the period. % is calculated as Quantity/Base number*100

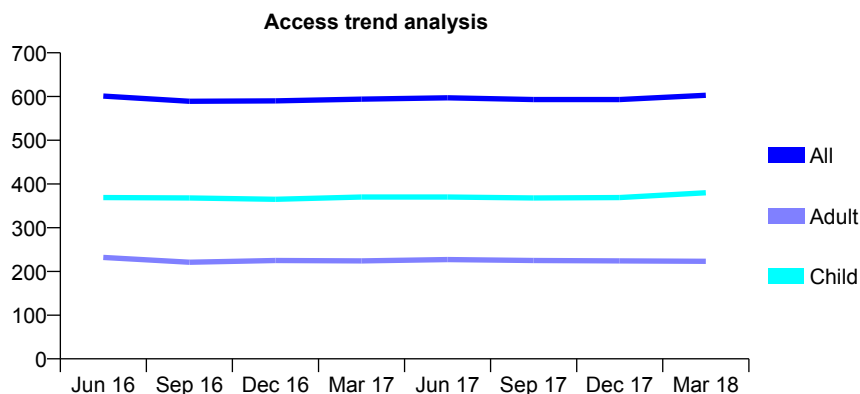
Q64 - Vital Signs At a Glance Contract Report for 685046/0001 - Year end March 2018

Name or company name	MR DJ MORLEY
Contract type name	GDS Contract
Purpose of contract	General
Contract start date	01/04/2006
Contract end date	

17/18 Contracted general activity (UDA)	1,750
Carry forward general activity (UDA)	0
17/18 Contracted orthodontic activity (UOA)	0
Carry forward orthodontic activity (UOA)	0
Baseline contract value	£39,393.73

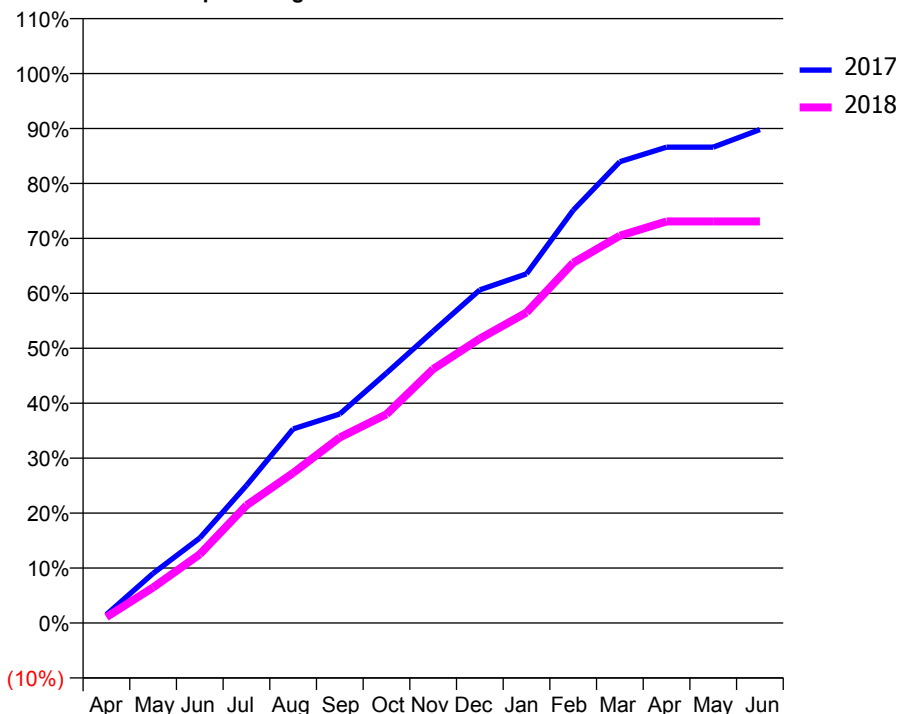
ACCESS*

Patients seen in 24 months	Total	Change since previous quarter
Quarter ending March 2017	594	
Quarter ending June 2017	597	→
Quarter ending September 2017	593	→
Quarter ending December 2017	593	→
Quarter ending March 2018	603	→
Variance since March 2017	1.5%	→



ACTIVITY

Cumulative percentage of contracted UDA delivered 2017 & 2018



Month	Adjusted Scheduled Activity (UDA)	
	2017	2018
April	27	19
May	158	113
June	271	219
July	438	375
August	618	478
September	666	591
October	796	665
November	929	809
December	1,061	906
January	1,112	989
February	1,314	1,147
March	1,469	1,234
April	1,515	1,279
May	1,515	1,279
June	1,572	1,279

QUALITY

	Quantity	Base Number	Contract	AT	Region	England
% of FP17s for the same patient ID Re-attending within 3 months - Children	21	596	3.5%	9.1%	11.5%	11.9%
% of FP17s for the same patient ID Re-attending within 3 months - Adults	26	224	11.6%	13.5%	15.9%	16.0%
% of FP17s for the same patient ID Re-attending between 3 & 9 months - Children	407	596	68.3%	61.7%	60.6%	58.3%
% of FP17s for the same patient ID Re-attending between 3 & 9 months - Adults	131	224	58.5%	51.8%	51.6%	50.3%
% of FP17s for Band 1 Urgent Courses	29	817	3.5%	8.1%	9.5%	9.1%
% of FP17s Relating to Free Repair or Replacements	1	817	0.1%	0.7%	0.7%	0.8%
% of FP17s Relating to Continuations	0	817	0.0%	1.0%	1.0%	1.0%
% of Patients satisfied with the dentistry they have received	1	1	N/A	92.8%	92.0%	91.5%
% of Patients satisfied with the time they had to wait for an appointment	1	1	N/A	88.4%	88.1%	87.9%

* This is based on patients treated on this contract for their most recent course of treatment. Figures in italics indicate the base number of FP17s or Patient Questionnaire responses are less than 100. N/A is shown where the base number of responses is less than 10 during the period. % is calculated as Quantity/Base number*100

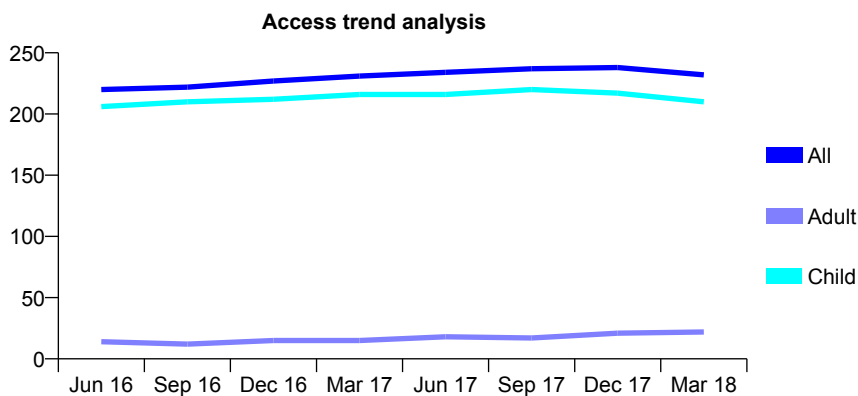
Q64 - Vital Signs At a Glance Contract Report for 685240/0001 - Year end March 2018

Name or company name	MR OC GUY
Contract type name	GDS Contract
Purpose of contract	General
Contract start date	01/04/2006
Contract end date	

17/18 Contracted general activity (UDA)	440
Carry forward general activity (UDA)	11
17/18 Contracted orthodontic activity (UOA)	0
Carry forward orthodontic activity (UOA)	0
Baseline contract value	£10,439.35

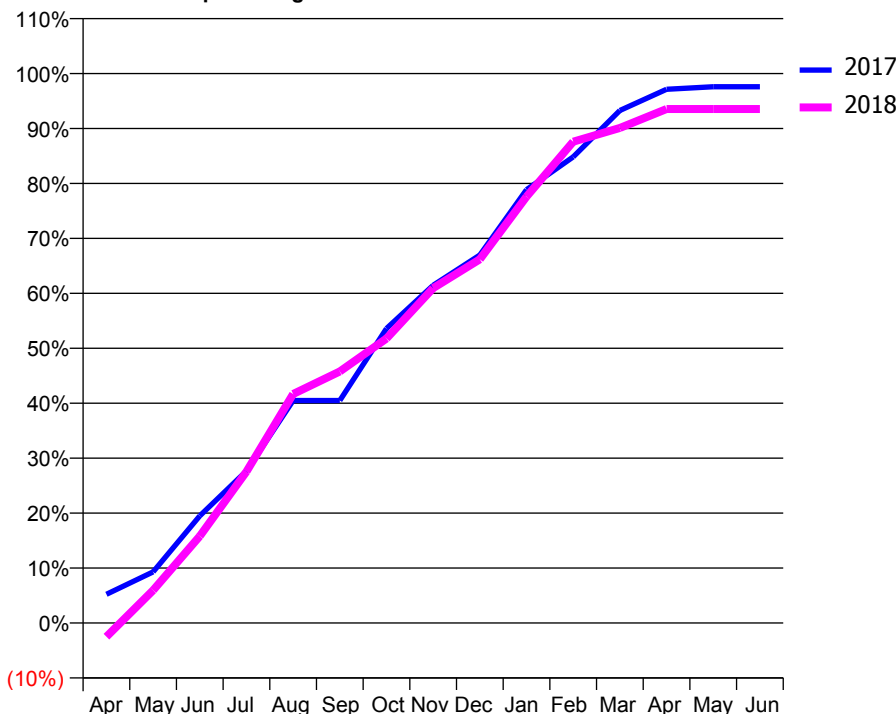
ACCESS*

Patients seen in 24 months	Total	Change since previous quarter
Quarter ending March 2017	231	
Quarter ending June 2017	234	→
Quarter ending September 2017	237	→
Quarter ending December 2017	238	→
Quarter ending March 2018	232	↓
Variance since March 2017	0.4%	→



ACTIVITY

Cumulative percentage of contracted UDA delivered 2017 & 2018



Month	Adjusted Scheduled Activity (UDA)	
	2017	2018
April	23	-11
May	41	26
June	86	70
July	122	121
August	178	183
September	178	201
October	236	228
November	270	268
December	295	291
January	347	341
February	373	385
March	410	396
April	427	412
May	429	412
June	429	412

QUALITY

	Quantity	Base Number	Contract	AT	Region	England
% of FP17s for the same patient ID Re-attending within 3 months - Children	11	333	3.3%	9.1%	11.5%	11.9%
% of FP17s for the same patient ID Re-attending within 3 months - Adults	0	9	0.0%	13.5%	15.9%	16.0%
% of FP17s for the same patient ID Re-attending between 3 & 9 months - Children	246	333	73.9%	61.7%	60.6%	58.3%
% of FP17s for the same patient ID Re-attending between 3 & 9 months - Adults	8	9	88.9%	51.8%	51.6%	50.3%
% of FP17s for Band 1 Urgent Courses	13	341	3.8%	8.1%	9.5%	9.1%
% of FP17s Relating to Free Repair or Replacements	0	341	0.0%	0.7%	0.7%	0.8%
% of FP17s Relating to Continuations	1	341	0.3%	1.0%	1.0%	1.0%
% of Patients satisfied with the dentistry they have received	0	0	N/A	92.8%	92.0%	91.5%
% of Patients satisfied with the time they had to wait for an appointment	0	0	N/A	88.4%	88.1%	87.9%

* This is based on patients treated on this contract for their most recent course of treatment. Figures in italics indicate the base number of FP17s or Patient Questionnaire responses are less than 100. N/A is shown where the base number of responses is less than 10 during the period. % is calculated as Quantity/Base number*100

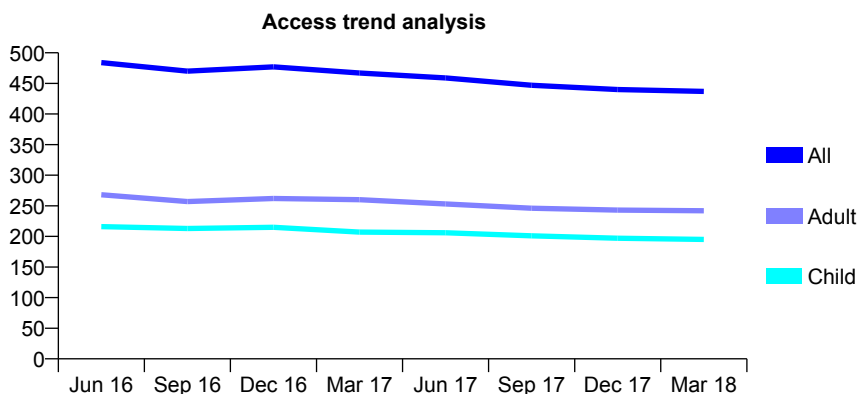
Q64 - Vital Signs At a Glance Contract Report for 725676/0003 - Year end March 2018

Name or company name	MRS MN PICKARD
Contract type name	GDS Contract
Purpose of contract	General
Contract start date	02/04/2010
Contract end date	

17/18 Contracted general activity (UDA)	1,700
Carry forward general activity (UDA)	0
17/18 Contracted orthodontic activity (UOA)	0
Carry forward orthodontic activity (UOA)	0
Baseline contract value	£35,553.44

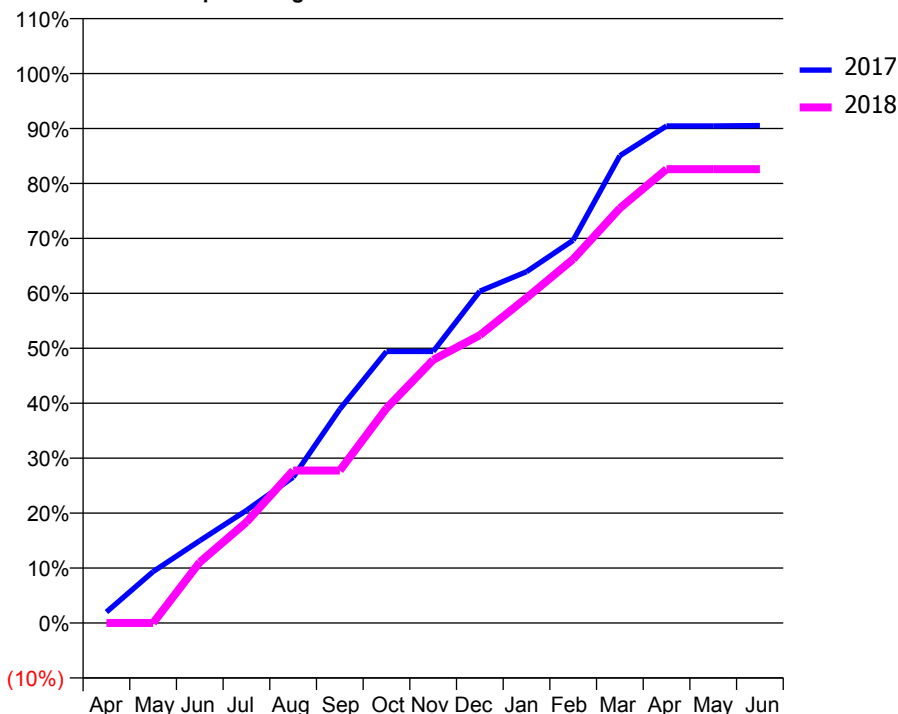
ACCESS*

Patients seen in 24 months	Total	Change since previous quarter
Quarter ending March 2017	467	
Quarter ending June 2017	459	↓
Quarter ending September 2017	447	↓
Quarter ending December 2017	440	↓
Quarter ending March 2018	437	→
Variance since March 2017	(6.4%)	↓



ACTIVITY

Cumulative percentage of contracted UDA delivered 2017 & 2018



Month	Adjusted Scheduled Activity (UDA)	
	2017	2018
April	34	0
May	159	0
June	255	188
July	348	312
August	451	472
September	661	472
October	840	664
November	840	814
December	1,027	890
January	1,087	1,006
February	1,184	1,126
March	1,446	1,283
April	1,538	1,404
May	1,538	1,404
June	1,539	1,404

QUALITY

	Quantity	Base Number	Contract	AT	Region	England
% of FP17s for the same patient ID Re-attending within 3 months - Children	35	371	9.4%	9.1%	11.5%	11.9%
% of FP17s for the same patient ID Re-attending within 3 months - Adults	86	342	25.1%	13.5%	15.9%	16.0%
% of FP17s for the same patient ID Re-attending between 3 & 9 months - Children	249	371	67.1%	61.7%	60.6%	58.3%
% of FP17s for the same patient ID Re-attending between 3 & 9 months - Adults	187	342	54.7%	51.8%	51.6%	50.3%
% of FP17s for Band 1 Urgent Courses	46	738	6.2%	8.1%	9.5%	9.1%
% of FP17s Relating to Free Repair or Replacements	0	738	0.0%	0.7%	0.7%	0.8%
% of FP17s Relating to Continuations	0	738	0.0%	1.0%	1.0%	1.0%
% of Patients satisfied with the dentistry they have received	0	0	N/A	92.8%	92.0%	91.5%
% of Patients satisfied with the time they had to wait for an appointment	0	0	N/A	88.4%	88.1%	87.9%

* This is based on patients treated on this contract for their most recent course of treatment. Figures in italics indicate the base number of FP17s or Patient Questionnaire responses are less than 100. N/A is shown where the base number of responses is less than 10 during the period. % is calculated as Quantity/Base number*100

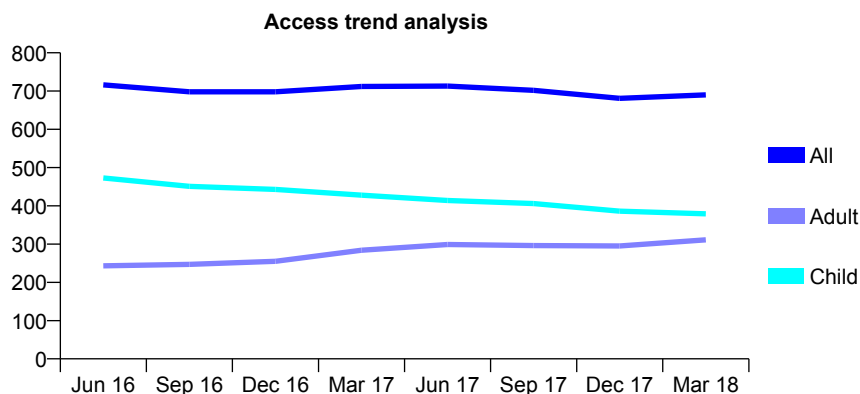
Q64 - Vital Signs At a Glance Contract Report for 731633/0001 - Year end March 2018

Name or company name	MR PJ COOKE
Contract type name	GDS Contract
Purpose of contract	General and Orthodontic
Contract start date	01/04/2006
Contract end date	

17/18 Contracted general activity (UDA)	1,285
Carry forward general activity (UDA)	29
17/18 Contracted orthodontic activity (UOA)	1,305
Carry forward orthodontic activity (UOA)	-105
Baseline contract value	£111,945.16

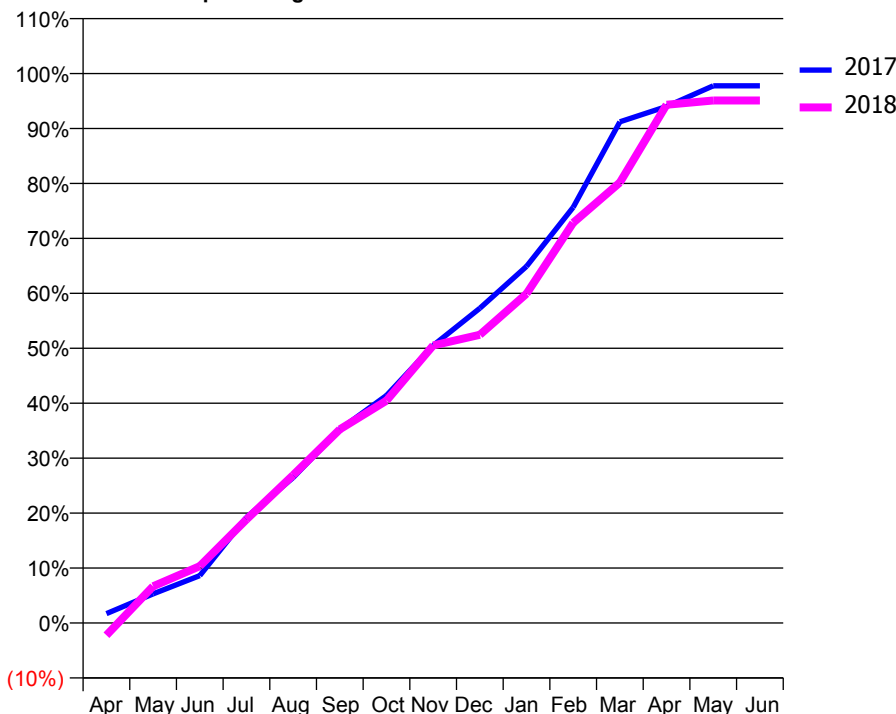
ACCESS*

Patients seen in 24 months	Total	Change since previous quarter
Quarter ending March 2017	712	
Quarter ending June 2017	713	→
Quarter ending September 2017	702	↓
Quarter ending December 2017	681	↓
Quarter ending March 2018	690	→
Variance since March 2017	(3.1%)	↓



ACTIVITY

Cumulative percentage of contracted UDA delivered 2017 & 2018



Adjusted Scheduled Activity (UDA)

Month	2017	2018
April	22	-29
May	68	86
June	111	133
July	247	242
August	340	346
September	453	453
October	532	520
November	649	649
December	736	674
January	834	770
February	972	936
March	1,172	1,030
April	1,208	1,212
May	1,256	1,222
June	1,256	1,222

QUALITY

	Quantity	Base Number	Contract	AT	Region	England
% of FP17s for the same patient ID Re-attending within 3 months - Children	50	622	8.0%	9.1%	11.5%	11.9%
% of FP17s for the same patient ID Re-attending within 3 months - Adults	9	234	3.8%	13.5%	15.9%	16.0%
% of FP17s for the same patient ID Re-attending between 3 & 9 months - Children	339	622	54.5%	61.7%	60.6%	58.3%
% of FP17s for the same patient ID Re-attending between 3 & 9 months - Adults	73	234	31.2%	51.8%	51.6%	50.3%
% of FP17s for Band 1 Urgent Courses	0	833	0.0%	8.1%	9.5%	9.1%
% of FP17s Relating to Free Repair or Replacements	0	833	0.0%	0.7%	0.7%	0.8%
% of FP17s Relating to Continuations	11	833	1.3%	1.0%	1.0%	1.0%
% of Patients satisfied with the dentistry they have received	1	1	N/A	92.8%	92.0%	91.5%
% of Patients satisfied with the time they had to wait for an appointment	1	1	N/A	88.4%	88.1%	87.9%

* This is based on patients treated on this contract for their most recent course of treatment. Figures in italics indicate the base number of FP17s or Patient Questionnaire responses are less than 100. N/A is shown where the base number of responses is less than 10 during the period. % is calculated as Quantity/Base number*100

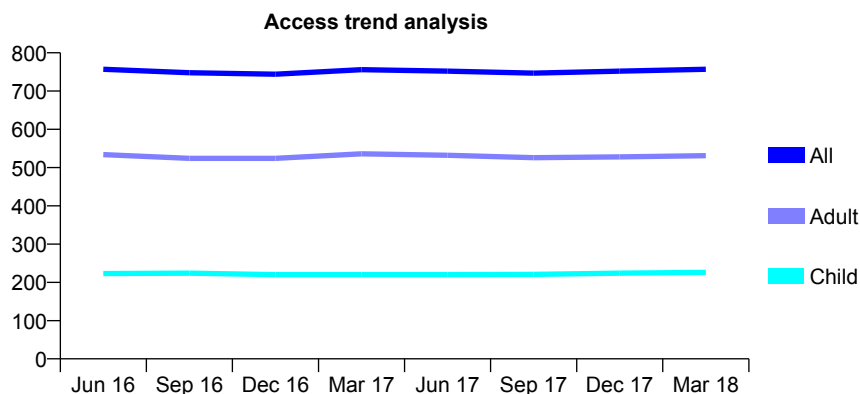
Q64 - Vital Signs At a Glance Contract Report for 736716/0001 - Year end March 2018

Name or company name	MRS J ROBSON
Contract type name	GDS Contract
Purpose of contract	General
Contract start date	01/04/2006
Contract end date	

17/18 Contracted general activity (UDA)	1,800
Carry forward general activity (UDA)	-16
17/18 Contracted orthodontic activity (UOA)	0
Carry forward orthodontic activity (UOA)	0
Baseline contract value	£48,797.52

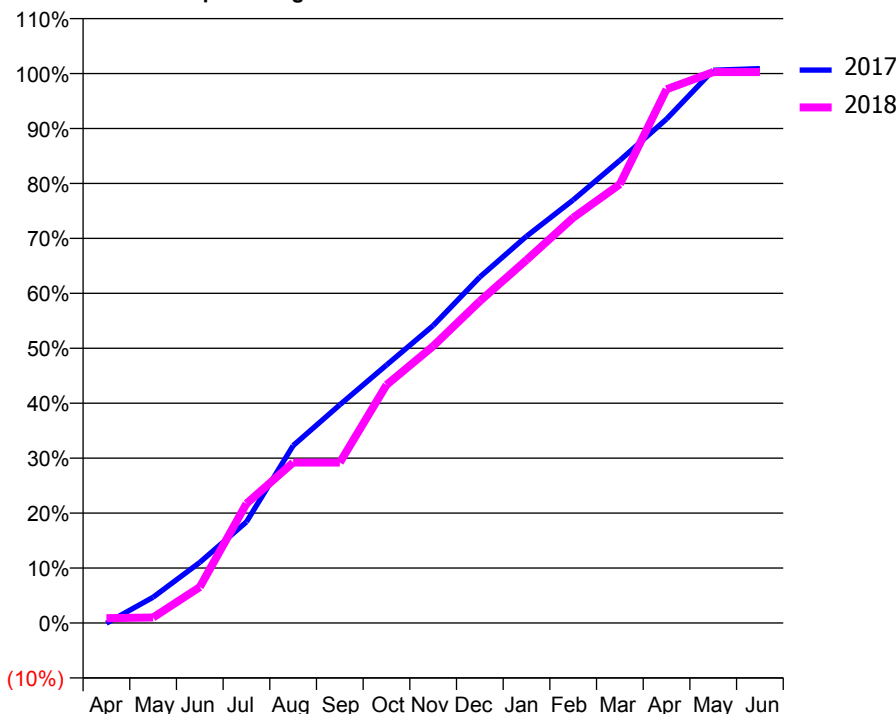
ACCESS*

Patients seen in 24 months	Total	Change since previous quarter
Quarter ending March 2017	756	
Quarter ending June 2017	752	→
Quarter ending September 2017	747	→
Quarter ending December 2017	752	→
Quarter ending March 2018	757	→
Variance since March 2017	0.1%	→



ACTIVITY

Cumulative percentage of contracted UDA delivered 2017 & 2018



Month	Adjusted Scheduled Activity (UDA)	
	2017	2018
April	-1	16
May	85	18
June	199	118
July	331	391
August	581	526
September	715	526
October	845	780
November	974	907
December	1,133	1,054
January	1,267	1,189
February	1,386	1,328
March	1,516	1,437
April	1,651	1,748
May	1,811	1,805
June	1,816	1,805

QUALITY

	Quantity	Base Number	Contract	AT	Region	England
% of FP17s for the same patient ID Re-attending within 3 months - Children	19	373	5.1%	9.1%	11.5%	11.9%
% of FP17s for the same patient ID Re-attending within 3 months - Adults	67	791	8.5%	13.5%	15.9%	16.0%
% of FP17s for the same patient ID Re-attending between 3 & 9 months - Children	263	373	70.5%	61.7%	60.6%	58.3%
% of FP17s for the same patient ID Re-attending between 3 & 9 months - Adults	566	791	71.6%	51.8%	51.6%	50.3%
% of FP17s for Band 1 Urgent Courses	49	1,197	4.1%	8.1%	9.5%	9.1%
% of FP17s Relating to Free Repair or Replacements	0	1,197	0.0%	0.7%	0.7%	0.8%
% of FP17s Relating to Continuations	4	1,197	0.3%	1.0%	1.0%	1.0%
% of Patients satisfied with the dentistry they have received	3	3	N/A	92.8%	92.0%	91.5%
% of Patients satisfied with the time they had to wait for an appointment	3	3	N/A	88.4%	88.1%	87.9%

* This is based on patients treated on this contract for their most recent course of treatment. Figures in italics indicate the base number of FP17s or Patient Questionnaire responses are less than 100. N/A is shown where the base number of responses is less than 10 during the period. % is calculated as Quantity/Base number*100

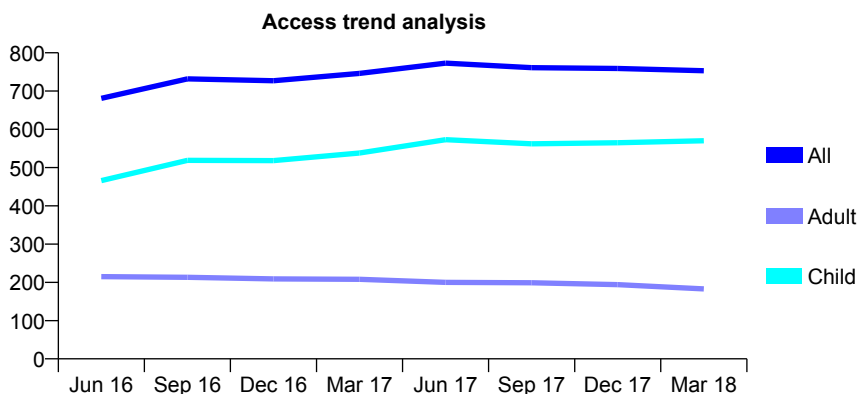
Q64 - Vital Signs At a Glance Contract Report for 737704/0002 - Year end March 2018

Name or company name	MR AC MILLER
Contract type name	GDS Contract
Purpose of contract	General
Contract start date	01/04/2006
Contract end date	

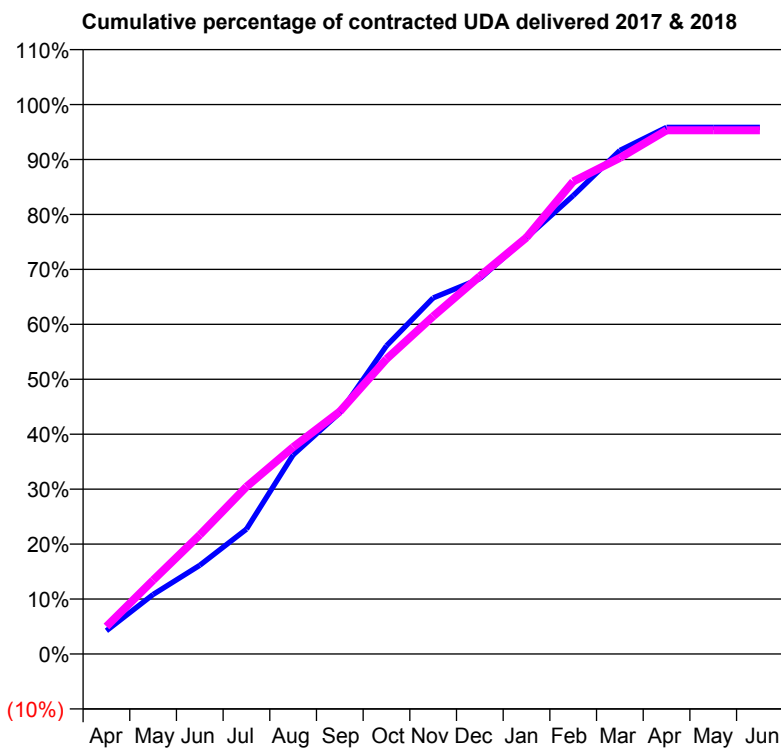
17/18 Contracted general activity (UDA)	1,435
Carry forward general activity (UDA)	0
17/18 Contracted orthodontic activity (UOA)	0
Carry forward orthodontic activity (UOA)	0
Baseline contract value	£31,700.34

ACCESS*

Patients seen in 24 months	Total	Change since previous quarter
Quarter ending March 2017	746	
Quarter ending June 2017	773	↑
Quarter ending September 2017	761	↓
Quarter ending December 2017	759	→
Quarter ending March 2018	753	→
Variance since March 2017	0.9%	→



ACTIVITY



Month	Adjusted Scheduled Activity (UDA)	
	2017	2018
April	61	72
May	156	193
June	232	311
July	326	437
August	520	540
September	630	633
October	805	770
November	930	882
December	980	987
January	1,087	1,088
February	1,197	1,234
March	1,315	1,296
April	1,375	1,368
May	1,375	1,368
June	1,375	1,368

QUALITY

	Quantity	Base Number	Contract	AT	Region	England
% of FP17s for the same patient ID Re-attending within 3 months - Children	67	861	7.8%	9.1%	11.5%	11.9%
% of FP17s for the same patient ID Re-attending within 3 months - Adults	19	181	10.5%	13.5%	15.9%	16.0%
% of FP17s for the same patient ID Re-attending between 3 & 9 months - Children	450	861	52.3%	61.7%	60.6%	58.3%
% of FP17s for the same patient ID Re-attending between 3 & 9 months - Adults	97	181	53.6%	51.8%	51.6%	50.3%
% of FP17s for Band 1 Urgent Courses	68	1,049	6.5%	8.1%	9.5%	9.1%
% of FP17s Relating to Free Repair or Replacements	0	1,049	0.0%	0.7%	0.7%	0.8%
% of FP17s Relating to Continuations	15	1,049	1.4%	1.0%	1.0%	1.0%
% of Patients satisfied with the dentistry they have received	0	0	N/A	92.8%	92.0%	91.5%
% of Patients satisfied with the time they had to wait for an appointment	0	0	N/A	88.4%	88.1%	87.9%

* This is based on patients treated on this contract for their most recent course of treatment. Figures in italics indicate the base number of FP17s or Patient Questionnaire responses are less than 100. N/A is shown where the base number of responses is less than 10 during the period. % is calculated as Quantity/Base number*100

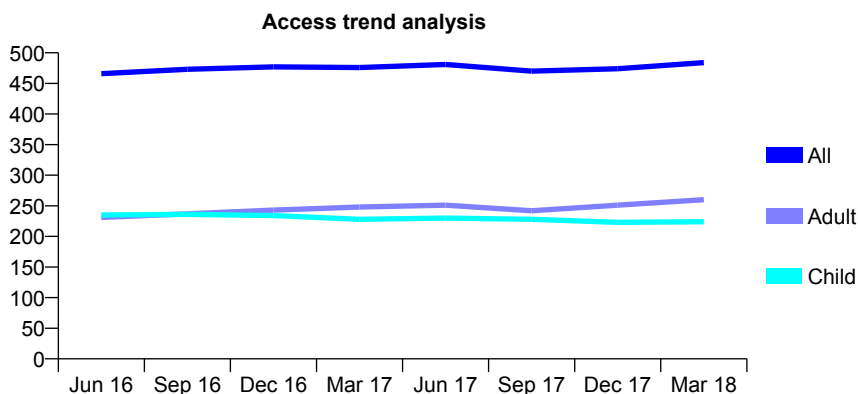
Q64 - Vital Signs At a Glance Contract Report for 740594/0001 - Year end March 2018

Name or company name	MISS JM HAYES
Contract type name	GDS Contract
Purpose of contract	General
Contract start date	01/04/2006
Contract end date	

17/18 Contracted general activity (UDA)	998
Carry forward general activity (UDA)	-20
17/18 Contracted orthodontic activity (UOA)	0
Carry forward orthodontic activity (UOA)	0
Baseline contract value	£21,004.23

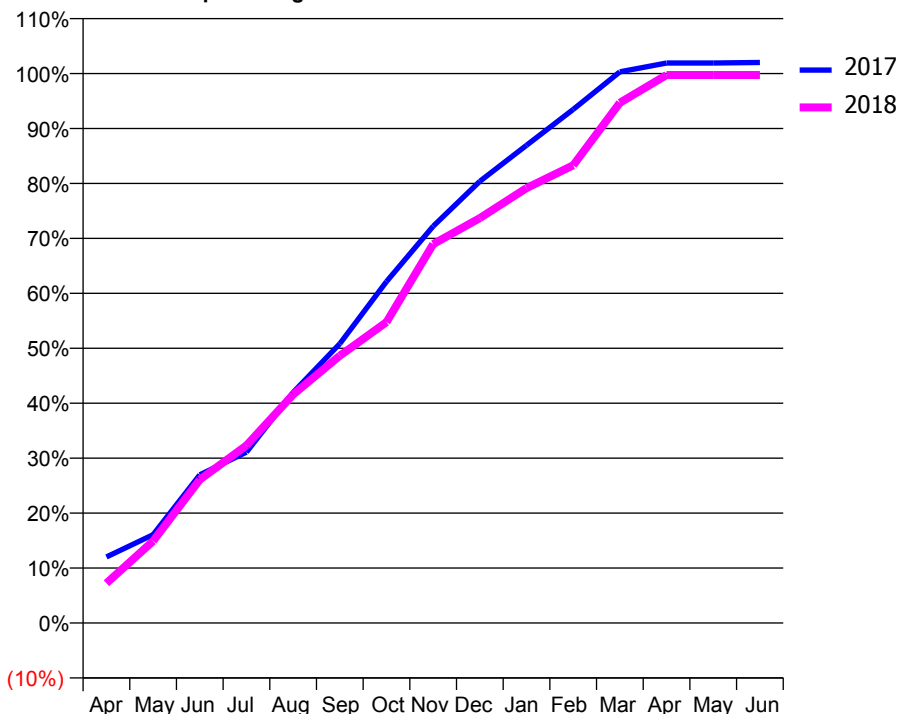
ACCESS*

Patients seen in 24 months	Total	Change since previous quarter
Quarter ending March 2017	476	
Quarter ending June 2017	481	→
Quarter ending September 2017	470	↓
Quarter ending December 2017	474	→
Quarter ending March 2018	484	↑
Variance since March 2017	1.7%	→



ACTIVITY

Cumulative percentage of contracted UDA delivered 2017 & 2018



Month	Adjusted Scheduled Activity (UDA)	
	2017	2018
April	120	72
May	160	149
June	269	260
July	310	322
August	419	415
September	507	485
October	620	547
November	721	688
December	802	735
January	868	790
February	933	831
March	1,001	945
April	1,017	995
May	1,017	995
June	1,018	995

QUALITY

	Quantity	Base Number	Contract	AT	Region	England
% of FP17s for the same patient ID Re-attending within 3 months - Children	5	277	1.8%	9.1%	11.5%	11.9%
% of FP17s for the same patient ID Re-attending within 3 months - Adults	30	359	8.4%	13.5%	15.9%	16.0%
% of FP17s for the same patient ID Re-attending between 3 & 9 months - Children	141	277	50.9%	61.7%	60.6%	58.3%
% of FP17s for the same patient ID Re-attending between 3 & 9 months - Adults	213	359	59.3%	51.8%	51.6%	50.3%
% of FP17s for Band 1 Urgent Courses	26	655	4.0%	8.1%	9.5%	9.1%
% of FP17s Relating to Free Repair or Replacements	0	655	0.0%	0.7%	0.7%	0.8%
% of FP17s Relating to Continuations	0	655	0.0%	1.0%	1.0%	1.0%
% of Patients satisfied with the dentistry they have received	2	2	N/A	92.8%	92.0%	91.5%
% of Patients satisfied with the time they had to wait for an appointment	2	2	N/A	88.4%	88.1%	87.9%

* This is based on patients treated on this contract for their most recent course of treatment. Figures in italics indicate the base number of FP17s or Patient Questionnaire responses are less than 100. N/A is shown where the base number of responses is less than 10 during the period. % is calculated as Quantity/Base number*100

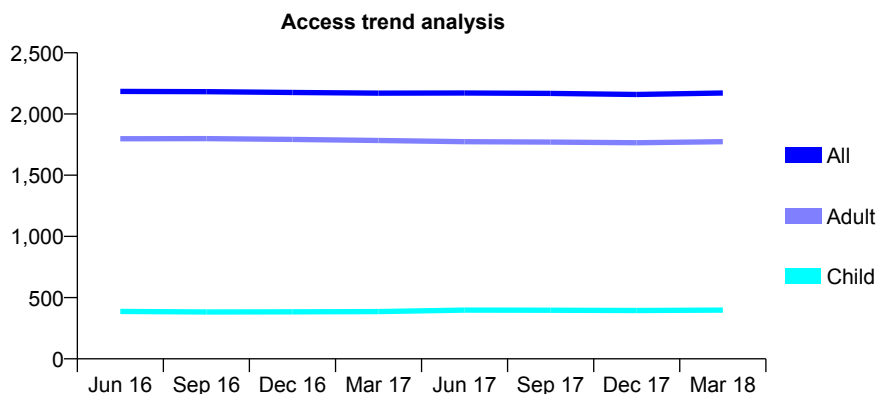
Q64 - Vital Signs At a Glance Contract Report for 746363/0001 - Year end March 2018

Name or company name	MR DM REID
Contract type name	GDS Contract
Purpose of contract	General
Contract start date	01/04/2006
Contract end date	

17/18 Contracted general activity (UDA)	6,136
Carry forward general activity (UDA)	145
17/18 Contracted orthodontic activity (UOA)	0
Carry forward orthodontic activity (UOA)	0
Baseline contract value	£206,175.18

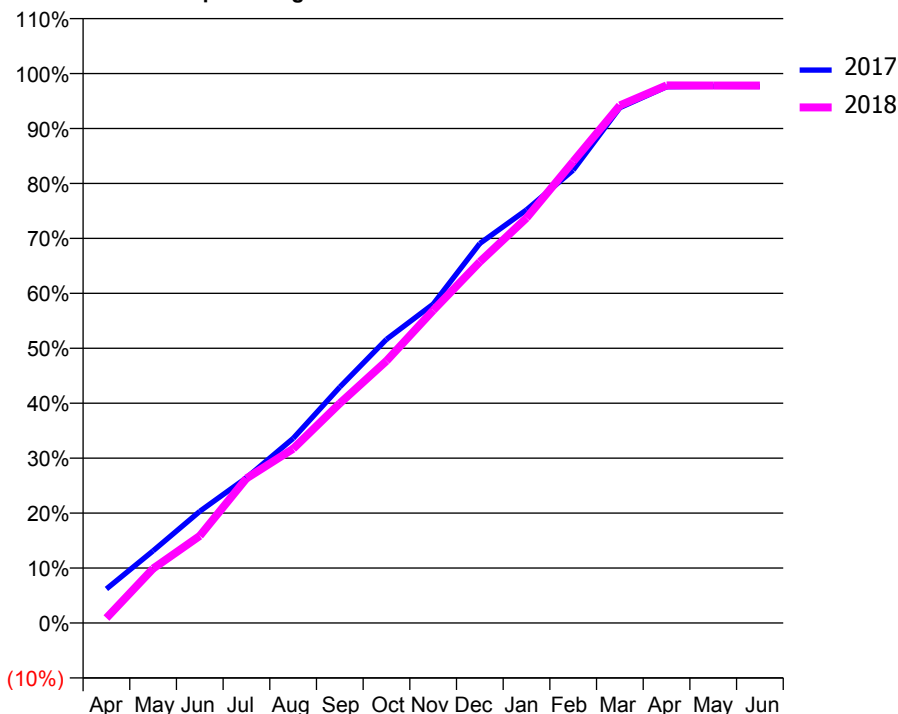
ACCESS*

Patients seen in 24 months	Total	Change since previous quarter
Quarter ending March 2017	2,170	
Quarter ending June 2017	2,172	→
Quarter ending September 2017	2,168	→
Quarter ending December 2017	2,160	→
Quarter ending March 2018	2,172	→
Variance since March 2017	0.1%	→



ACTIVITY

Cumulative percentage of contracted UDA delivered 2017 & 2018



Month	Adjusted Scheduled Activity (UDA)	
	2017	2018
April	380	56
May	806	609
June	1,247	972
July	1,622	1,615
August	2,062	1,945
September	2,635	2,454
October	3,167	2,926
November	3,561	3,491
December	4,238	4,032
January	4,613	4,523
February	5,058	5,152
March	5,754	5,780
April	5,987	6,003
May	5,992	6,002
June	5,991	6,002

QUALITY

	Quantity	Base Number	Contract	AT	Region	England
% of FP17s for the same patient ID Re-attending within 3 months - Children	69	685	10.1%	9.1%	11.5%	11.9%
% of FP17s for the same patient ID Re-attending within 3 months - Adults	398	2,693	14.8%	13.5%	15.9%	16.0%
% of FP17s for the same patient ID Re-attending between 3 & 9 months - Children	423	685	61.8%	61.7%	60.6%	58.3%
% of FP17s for the same patient ID Re-attending between 3 & 9 months - Adults	1,344	2,693	49.9%	51.8%	51.6%	50.3%
% of FP17s for Band 1 Urgent Courses	317	3,371	9.4%	8.1%	9.5%	9.1%
% of FP17s Relating to Free Repair or Replacements	30	3,371	0.9%	0.7%	0.7%	0.8%
% of FP17s Relating to Continuations	43	3,371	1.3%	1.0%	1.0%	1.0%
% of Patients satisfied with the dentistry they have received	6	6	N/A	92.8%	92.0%	91.5%
% of Patients satisfied with the time they had to wait for an appointment	6	6	N/A	88.4%	88.1%	87.9%

* This is based on patients treated on this contract for their most recent course of treatment. Figures in italics indicate the base number of FP17s or Patient Questionnaire responses are less than 100. N/A is shown where the base number of responses is less than 10 during the period. % is calculated as Quantity/Base number*100

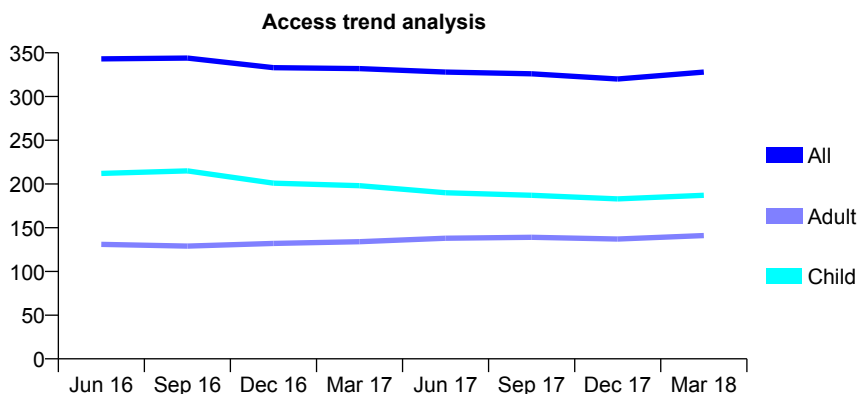
Q64 - Vital Signs At a Glance Contract Report for 750050/0001 - Year end March 2018

Name or company name	MR SJ GOODE
Contract type name	GDS Contract
Purpose of contract	General
Contract start date	01/04/2006
Contract end date	

17/18 Contracted general activity (UDA)	1,125
Carry forward general activity (UDA)	44
17/18 Contracted orthodontic activity (UOA)	0
Carry forward orthodontic activity (UOA)	0
Baseline contract value	£30,409.95

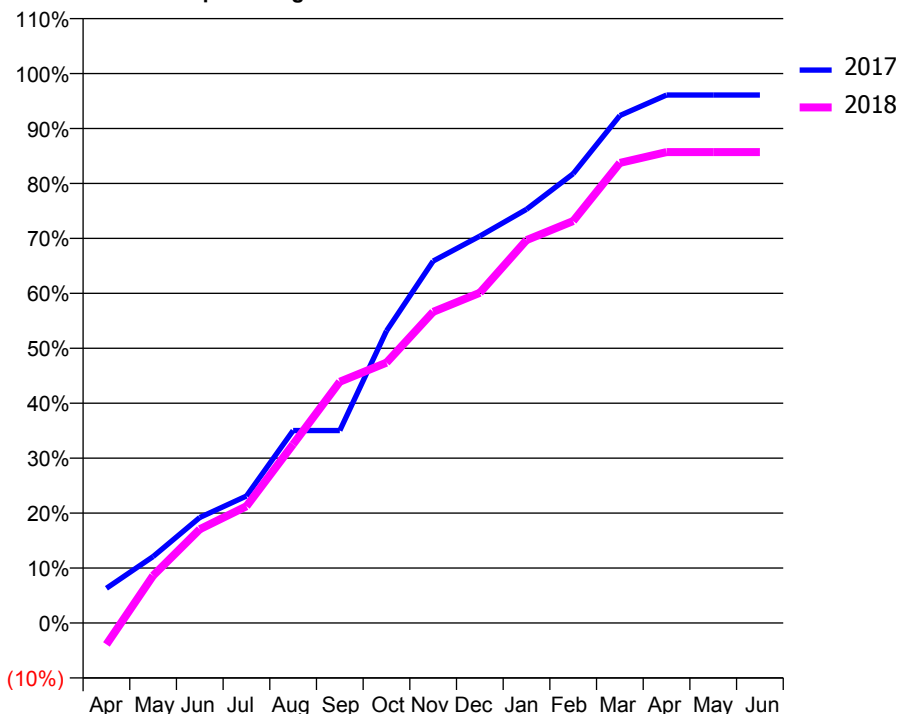
ACCESS*

Patients seen in 24 months	Total	Change since previous quarter
Quarter ending March 2017	332	
Quarter ending June 2017	328	↓
Quarter ending September 2017	326	→
Quarter ending December 2017	320	↓
Quarter ending March 2018	328	↑
Variance since March 2017	(1.2%)	↓



ACTIVITY

Cumulative percentage of contracted UDA delivered 2017 & 2018



Adjusted Scheduled Activity (UDA)

Month	2017	2018
April	71	-44
May	136	97
June	216	192
July	260	239
August	394	366
September	394	494
October	598	533
November	741	637
December	792	676
January	847	784
February	920	823
March	1,039	942
April	1,081	964
May	1,081	964
June	1,081	964

QUALITY

	Quantity	Base Number	Contract	AT	Region	England
% of FP17s for the same patient ID Re-attending within 3 months - Children	13	273	4.8%	9.1%	11.5%	11.9%
% of FP17s for the same patient ID Re-attending within 3 months - Adults	10	131	7.6%	13.5%	15.9%	16.0%
% of FP17s for the same patient ID Re-attending between 3 & 9 months - Children	170	273	62.3%	61.7%	60.6%	58.3%
% of FP17s for the same patient ID Re-attending between 3 & 9 months - Adults	70	131	53.4%	51.8%	51.6%	50.3%
% of FP17s for Band 1 Urgent Courses	0	394	0.0%	8.1%	9.5%	9.1%
% of FP17s Relating to Free Repair or Replacements	0	394	0.0%	0.7%	0.7%	0.8%
% of FP17s Relating to Continuations	10	394	2.5%	1.0%	1.0%	1.0%
% of Patients satisfied with the dentistry they have received	1	1	N/A	92.8%	92.0%	91.5%
% of Patients satisfied with the time they had to wait for an appointment	1	1	N/A	88.4%	88.1%	87.9%

* This is based on patients treated on this contract for their most recent course of treatment. Figures in italics indicate the base number of FP17s or Patient Questionnaire responses are less than 100. N/A is shown where the base number of responses is less than 10 during the period. % is calculated as Quantity/Base number*100

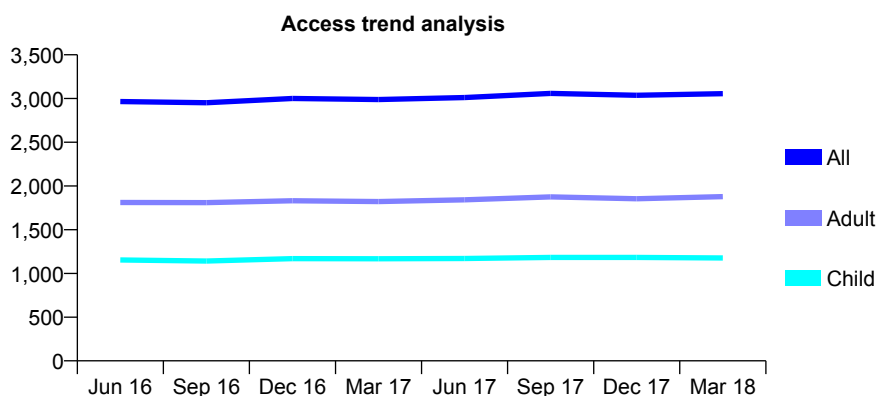
Q64 - Vital Signs At a Glance Contract Report for 755567/0001 - Year end March 2018

Name or company name	MRS S SUTHAGAR
Contract type name	GDS Contract
Purpose of contract	General
Contract start date	20/10/2011
Contract end date	

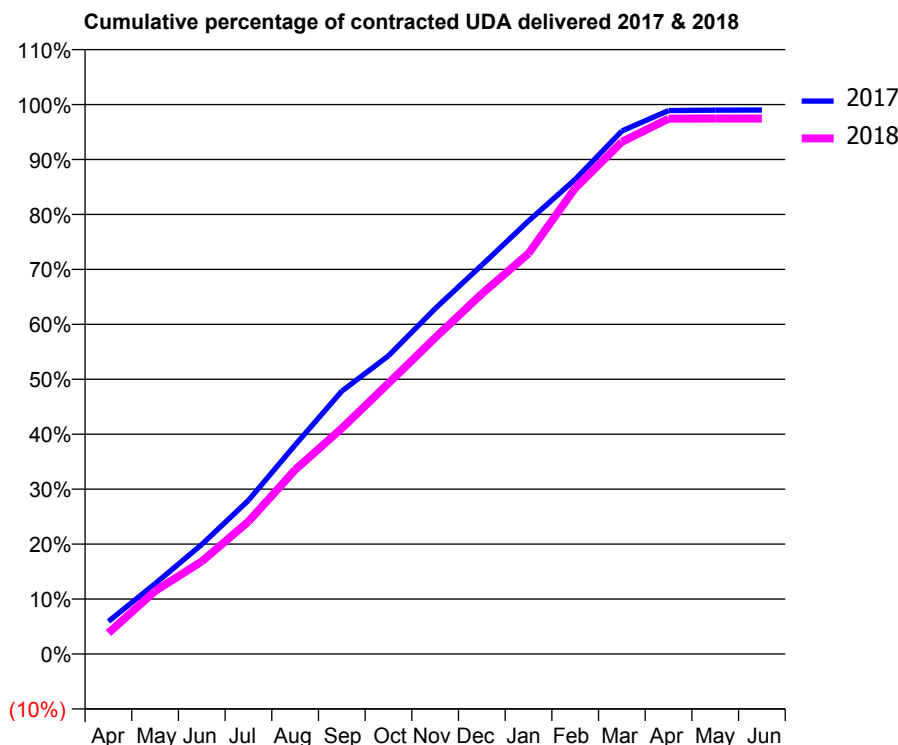
17/18 Contracted general activity (UDA)	8,000
Carry forward general activity (UDA)	80
17/18 Contracted orthodontic activity (UOA)	0
Carry forward orthodontic activity (UOA)	0
Baseline contract value	£215,599.16

ACCESS*

Patients seen in 24 months	Total	Change since previous quarter
Quarter ending March 2017	2,989	
Quarter ending June 2017	3,011	→
Quarter ending September 2017	3,058	→
Quarter ending December 2017	3,037	→
Quarter ending March 2018	3,055	→
Variance since March 2017	2.2%	↑



ACTIVITY



Month	Adjusted Scheduled Activity (UDA)	
	2017	2018
April	475	307
May	1,025	918
June	1,595	1,348
July	2,238	1,928
August	3,043	2,682
September	3,827	3,286
October	4,341	3,941
November	5,029	4,603
December	5,662	5,245
January	6,304	5,830
February	6,910	6,783
March	7,614	7,455
April	7,912	7,793
May	7,917	7,795
June	7,920	7,796

QUALITY

	Quantity	Base Number	Contract	AT	Region	England
% of FP17s for the same patient ID Re-attending within 3 months - Children	134	1,882	7.1%	9.1%	11.5%	11.9%
% of FP17s for the same patient ID Re-attending within 3 months - Adults	335	2,582	13.0%	13.5%	15.9%	16.0%
% of FP17s for the same patient ID Re-attending between 3 & 9 months - Children	1,244	1,882	66.1%	61.7%	60.6%	58.3%
% of FP17s for the same patient ID Re-attending between 3 & 9 months - Adults	1,488	2,582	57.6%	51.8%	51.6%	50.3%
% of FP17s for Band 1 Urgent Courses	177	3,918	4.5%	8.1%	9.5%	9.1%
% of FP17s Relating to Free Repair or Replacements	22	3,918	0.6%	0.7%	0.7%	0.8%
% of FP17s Relating to Continuations	6	3,918	0.2%	1.0%	1.0%	1.0%
% of Patients satisfied with the dentistry they have received	6	7	N/A	92.8%	92.0%	91.5%
% of Patients satisfied with the time they had to wait for an appointment	7	7	N/A	88.4%	88.1%	87.9%

* This is based on patients treated on this contract for their most recent course of treatment. Figures in italics indicate the base number of FP17s or Patient Questionnaire responses are less than 100. N/A is shown where the base number of responses is less than 10 during the period. % is calculated as Quantity/Base number*100

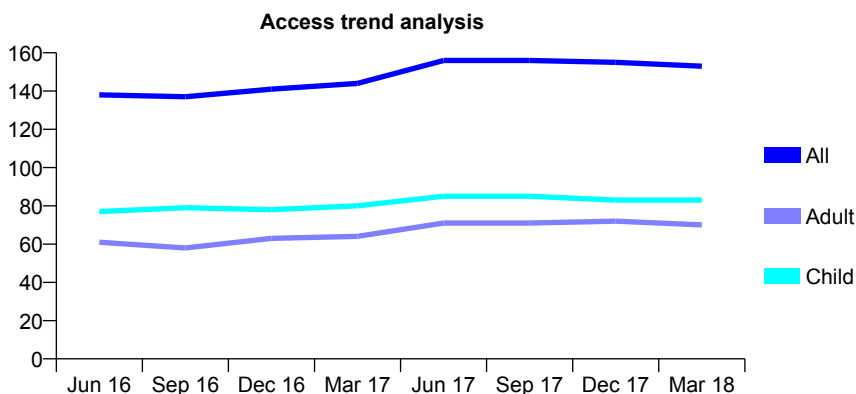
Q64 - Vital Signs At a Glance Contract Report for 760811/0001 - Year end March 2018

Name or company name	MR GC MULLER
Contract type name	GDS Contract
Purpose of contract	General
Contract start date	01/02/2011
Contract end date	

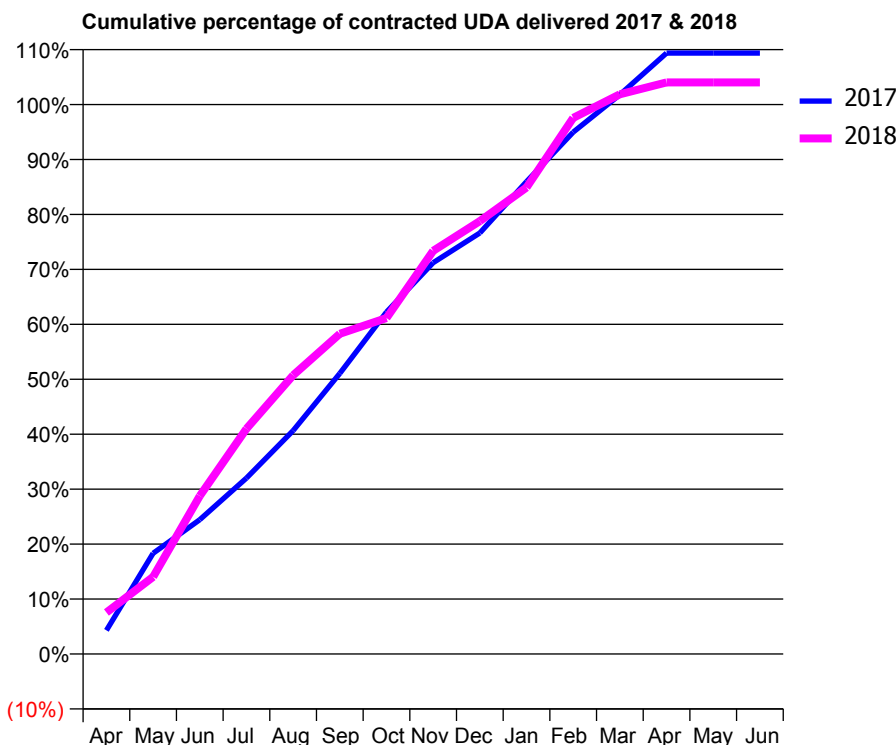
17/18 Contracted general activity (UDA)	278
Carry forward general activity (UDA)	-6
17/18 Contracted orthodontic activity (UOA)	0
Carry forward orthodontic activity (UOA)	0
Baseline contract value	£6,784.15

ACCESS*

Patients seen in 24 months	Total	Change since previous quarter
Quarter ending March 2017	144	
Quarter ending June 2017	156	↑
Quarter ending September 2017	156	→
Quarter ending December 2017	155	→
Quarter ending March 2018	153	↓
Variance since March 2017	6.3%	↑



ACTIVITY



Month	Adjusted Scheduled Activity (UDA)	
	2017	2018
April	12	21
May	51	39
June	68	80
July	89	114
August	113	141
September	142	162
October	173	170
November	198	204
December	213	219
January	239	236
February	264	271
March	283	283
April	304	289
May	304	289
June	304	289

QUALITY

	Quantity	Base Number	Contract	AT	Region	England
% of FP17s for the same patient ID Re-attending within 3 months - Children	2	129	1.6%	9.1%	11.5%	11.9%
% of FP17s for the same patient ID Re-attending within 3 months - Adults	10	104	9.6%	13.5%	15.9%	16.0%
% of FP17s for the same patient ID Re-attending between 3 & 9 months - Children	82	129	63.6%	61.7%	60.6%	58.3%
% of FP17s for the same patient ID Re-attending between 3 & 9 months - Adults	64	104	61.5%	51.8%	51.6%	50.3%
% of FP17s for Band 1 Urgent Courses	1	225	0.4%	8.1%	9.5%	9.1%
% of FP17s Relating to Free Repair or Replacements	0	225	0.0%	0.7%	0.7%	0.8%
% of FP17s Relating to Continuations	0	225	0.0%	1.0%	1.0%	1.0%
% of Patients satisfied with the dentistry they have received	0	0	N/A	92.8%	92.0%	91.5%
% of Patients satisfied with the time they had to wait for an appointment	0	0	N/A	88.4%	88.1%	87.9%

* This is based on patients treated on this contract for their most recent course of treatment. Figures in italics indicate the base number of FP17s or Patient Questionnaire responses are less than 100. N/A is shown where the base number of responses is less than 10 during the period. % is calculated as Quantity/Base number*100

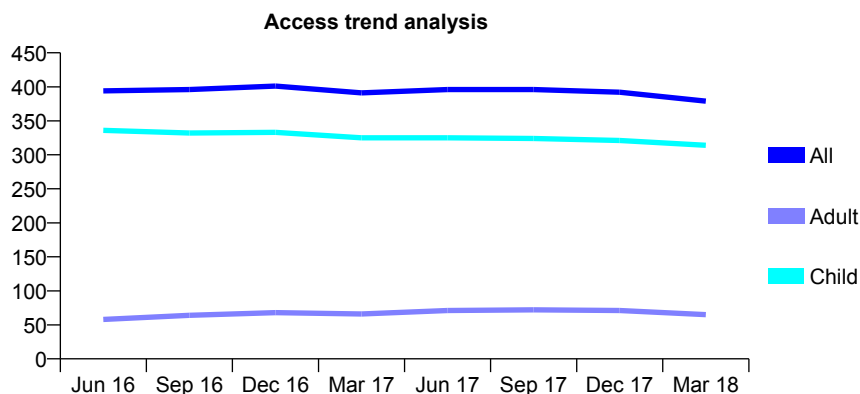
Q64 - Vital Signs At a Glance Contract Report for 761095/0001 - Year end March 2018

Name or company name	MR PJ TOWNES
Contract type name	GDS Contract
Purpose of contract	General
Contract start date	01/04/2006
Contract end date	

17/18 Contracted general activity (UDA)	1,000
Carry forward general activity (UDA)	32
17/18 Contracted orthodontic activity (UOA)	0
Carry forward orthodontic activity (UOA)	0
Baseline contract value	£21,971.49

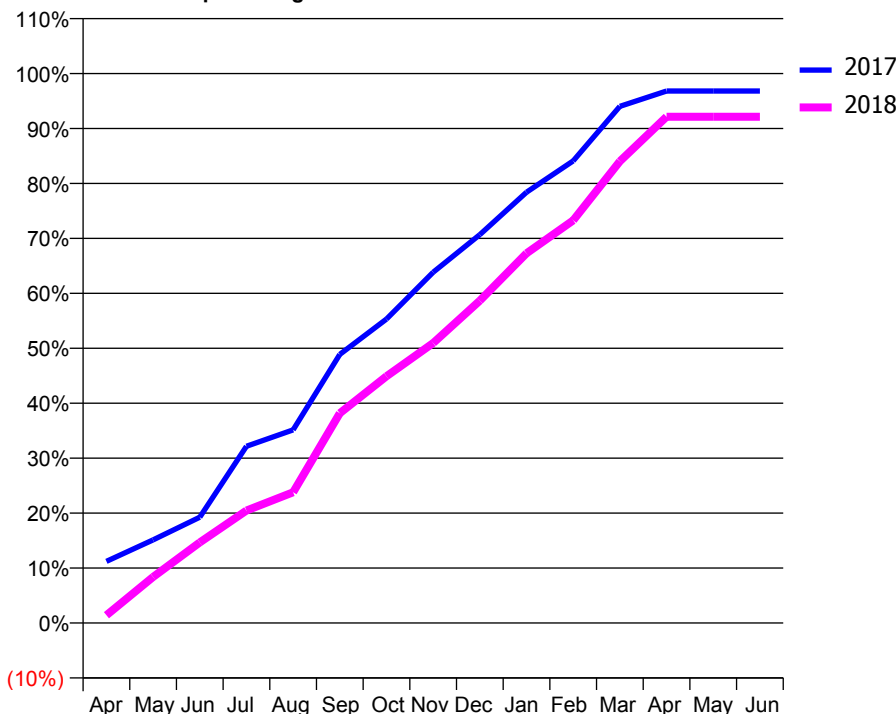
ACCESS*

Patients seen in 24 months	Total	Change since previous quarter
Quarter ending March 2017	391	
Quarter ending June 2017	396	→
Quarter ending September 2017	396	→
Quarter ending December 2017	392	↓
Quarter ending March 2018	379	↓
Variance since March 2017	(3.1%)	↓



ACTIVITY

Cumulative percentage of contracted UDA delivered 2017 & 2018



Adjusted Scheduled Activity (UDA)

Month	2017	2018
April	112	14
May	151	84
June	193	147
July	322	205
August	352	238
September	489	382
October	553	449
November	638	509
December	707	587
January	784	673
February	841	733
March	940	840
April	968	921
May	968	921
June	968	921

QUALITY

	Quantity	Base Number	Contract	AT	Region	England
% of FP17s for the same patient ID Re-attending within 3 months - Children	33	585	5.6%	9.1%	11.5%	11.9%
% of FP17s for the same patient ID Re-attending within 3 months - Adults	5	34	14.7%	13.5%	15.9%	16.0%
% of FP17s for the same patient ID Re-attending between 3 & 9 months - Children	456	585	77.9%	61.7%	60.6%	58.3%
% of FP17s for the same patient ID Re-attending between 3 & 9 months - Adults	27	34	79.4%	51.8%	51.6%	50.3%
% of FP17s for Band 1 Urgent Courses	17	652	2.6%	8.1%	9.5%	9.1%
% of FP17s Relating to Free Repair or Replacements	0	652	0.0%	0.7%	0.7%	0.8%
% of FP17s Relating to Continuations	0	652	0.0%	1.0%	1.0%	1.0%
% of Patients satisfied with the dentistry they have received	0	0	N/A	92.8%	92.0%	91.5%
% of Patients satisfied with the time they had to wait for an appointment	0	0	N/A	88.4%	88.1%	87.9%

* This is based on patients treated on this contract for their most recent course of treatment. Figures in italics indicate the base number of FP17s or Patient Questionnaire responses are less than 100. N/A is shown where the base number of responses is less than 10 during the period. % is calculated as Quantity/Base number*100

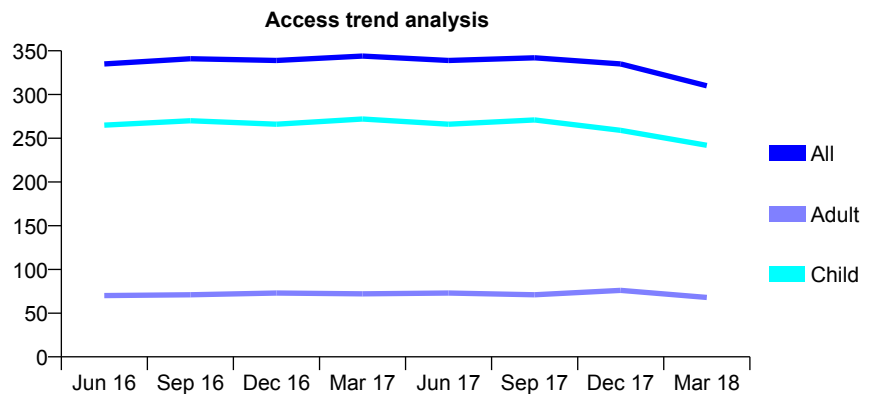
Q64 - Vital Signs At a Glance Contract Report for 787639/0001 - Year end March 2018

Name or company name	MR CF DA ROCHA O'NEILL
Contract type name	GDS Contract
Purpose of contract	General
Contract start date	01/04/2008
Contract end date	

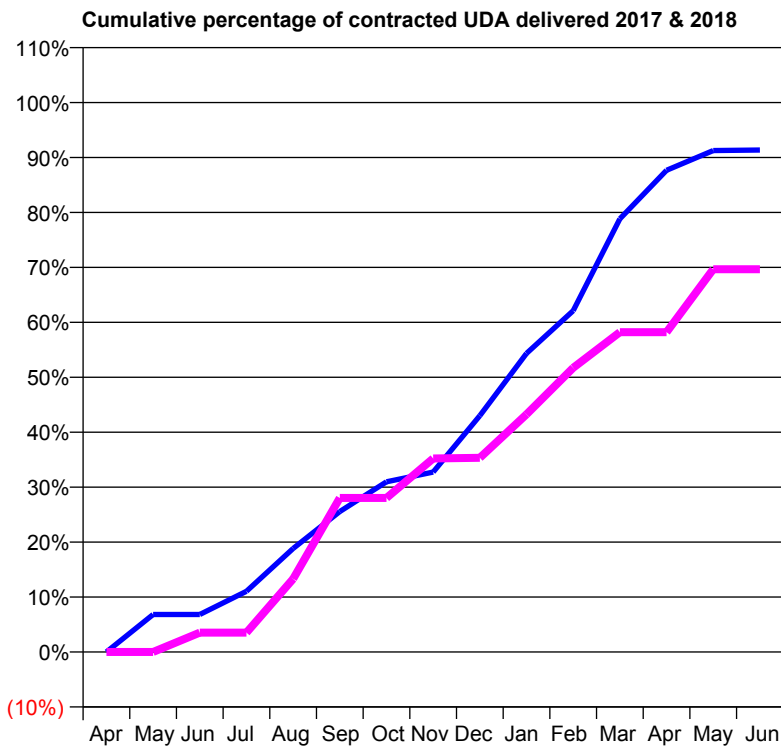
17/18 Contracted general activity (UDA)	850
Carry forward general activity (UDA)	0
17/18 Contracted orthodontic activity (UOA)	0
Carry forward orthodontic activity (UOA)	0
Baseline contract value	£18,153.89

ACCESS*

Patients seen in 24 months	Total	Change since previous quarter
Quarter ending March 2017	344	
Quarter ending June 2017	339	↓
Quarter ending September 2017	342	→
Quarter ending December 2017	335	↓
Quarter ending March 2018	310	↓
Variance since March 2017	(9.9%)	↓



ACTIVITY



Month	Adjusted Scheduled Activity (UDA)	
	2017	2018
April	0	0
May	58	0
June	58	30
July	94	30
August	160	113
September	217	238
October	263	238
November	278	299
December	366	300
January	462	368
February	528	440
March	670	495
April	745	495
May	776	592
June	777	592

QUALITY

	Quantity	Base Number	Contract	AT	Region	England
% of FP17s for the same patient ID Re-attending within 3 months - Children	14	314	4.5%	9.1%	11.5%	11.9%
% of FP17s for the same patient ID Re-attending within 3 months - Adults	3	42	7.1%	13.5%	15.9%	16.0%
% of FP17s for the same patient ID Re-attending between 3 & 9 months - Children	170	314	54.1%	61.7%	60.6%	58.3%
% of FP17s for the same patient ID Re-attending between 3 & 9 months - Adults	27	42	64.3%	51.8%	51.6%	50.3%
% of FP17s for Band 1 Urgent Courses	5	351	1.4%	8.1%	9.5%	9.1%
% of FP17s Relating to Free Repair or Replacements	0	351	0.0%	0.7%	0.7%	0.8%
% of FP17s Relating to Continuations	0	351	0.0%	1.0%	1.0%	1.0%
% of Patients satisfied with the dentistry they have received	0	0	N/A	92.8%	92.0%	91.5%
% of Patients satisfied with the time they had to wait for an appointment	0	0	N/A	88.4%	88.1%	87.9%

* This is based on patients treated on this contract for their most recent course of treatment. Figures in italics indicate the base number of FP17s or Patient Questionnaire responses are less than 100. N/A is shown where the base number of responses is less than 10 during the period. % is calculated as Quantity/Base number*100

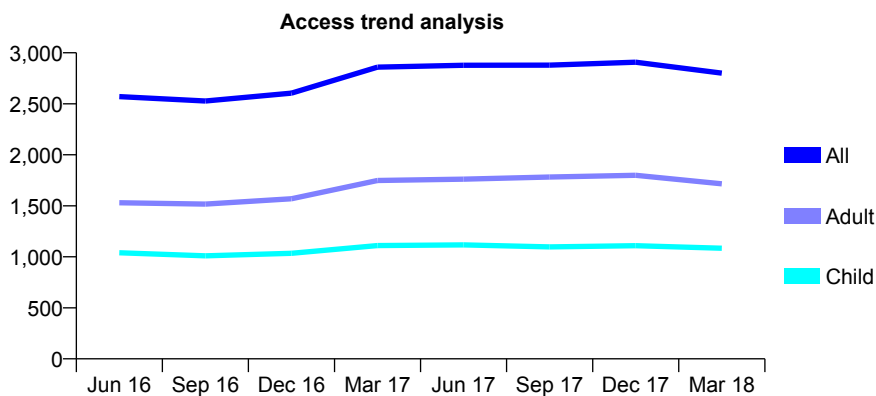
Q64 - Vital Signs At a Glance Contract Report for 802085/0001 - Year end March 2018

Name or company name	Savernake Dental Partners
Contract type name	GDS Contract
Purpose of contract	General
Contract start date	01/04/2006
Contract end date	

17/18 Contracted general activity (UDA)	6,362
Carry forward general activity (UDA)	-127
17/18 Contracted orthodontic activity (UOA)	0
Carry forward orthodontic activity (UOA)	0
Baseline contract value	£141,670.17

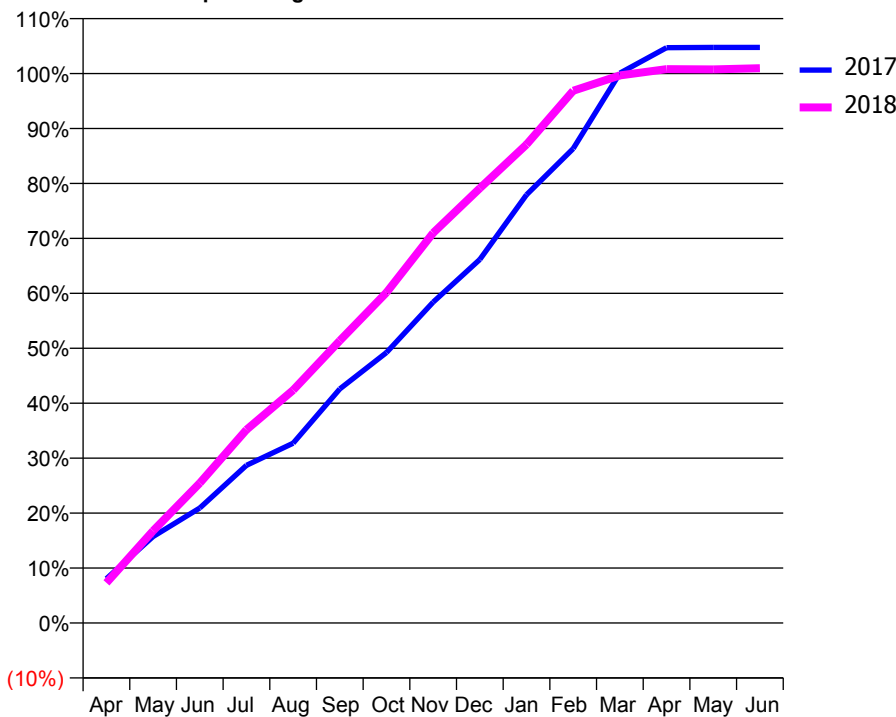
ACCESS*

Patients seen in 24 months	Total	Change since previous quarter
Quarter ending March 2017	2,859	
Quarter ending June 2017	2,878	→
Quarter ending September 2017	2,879	→
Quarter ending December 2017	2,908	→
Quarter ending March 2018	2,800	↓
Variance since March 2017	(2.1%)	↓



ACTIVITY

Cumulative percentage of contracted UDA delivered 2017 & 2018



Month	Adjusted Scheduled Activity (UDA)	
	2017	2018
April	513	465
May	1,001	1,068
June	1,332	1,621
July	1,826	2,239
August	2,082	2,696
September	2,710	3,269
October	3,132	3,827
November	3,715	4,516
December	4,209	5,034
January	4,958	5,540
February	5,493	6,162
March	6,366	6,340
April	6,661	6,412
May	6,663	6,410
June	6,663	6,424

QUALITY

	Quantity	Base Number	Contract	AT	Region	England
% of FP17s for the same patient ID Re-attending within 3 months - Children	88	1,758	5.0%	9.1%	11.5%	11.9%
% of FP17s for the same patient ID Re-attending within 3 months - Adults	287	2,634	10.9%	13.5%	15.9%	16.0%
% of FP17s for the same patient ID Re-attending between 3 & 9 months - Children	993	1,758	56.5%	61.7%	60.6%	58.3%
% of FP17s for the same patient ID Re-attending between 3 & 9 months - Adults	1,204	2,634	45.7%	51.8%	51.6%	50.3%
% of FP17s for Band 1 Urgent Courses	232	3,563	6.5%	8.1%	9.5%	9.1%
% of FP17s Relating to Free Repair or Replacements	2	3,563	0.1%	0.7%	0.7%	0.8%
% of FP17s Relating to Continuations	39	3,563	1.1%	1.0%	1.0%	1.0%
% of Patients satisfied with the dentistry they have received	2	3	N/A	92.8%	92.0%	91.5%
% of Patients satisfied with the time they had to wait for an appointment	2	3	N/A	88.4%	88.1%	87.9%

* This is based on patients treated on this contract for their most recent course of treatment. Figures in italics indicate the base number of FP17s or Patient Questionnaire responses are less than 100. N/A is shown where the base number of responses is less than 10 during the period. % is calculated as Quantity/Base number*100

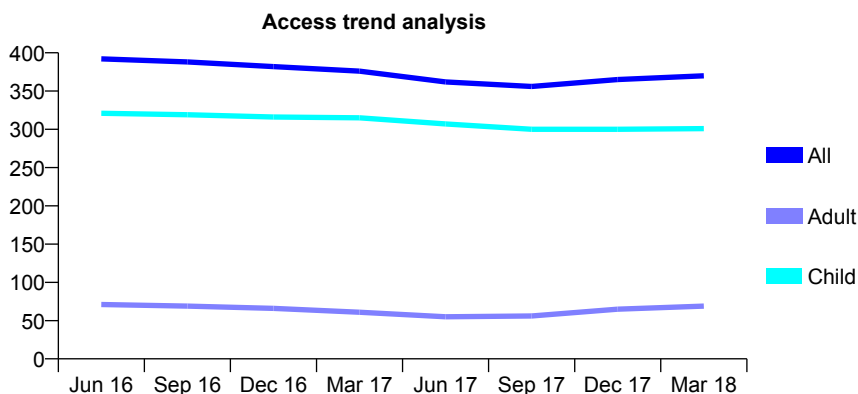
Q64 - Vital Signs At a Glance Contract Report for 811939/0001 - Year end March 2018

Name or company name	MR JN PATON
Contract type name	GDS Contract
Purpose of contract	General
Contract start date	01/04/2006
Contract end date	

17/18 Contracted general activity (UDA)	750
Carry forward general activity (UDA)	-13
17/18 Contracted orthodontic activity (UOA)	0
Carry forward orthodontic activity (UOA)	0
Baseline contract value	£15,361.22

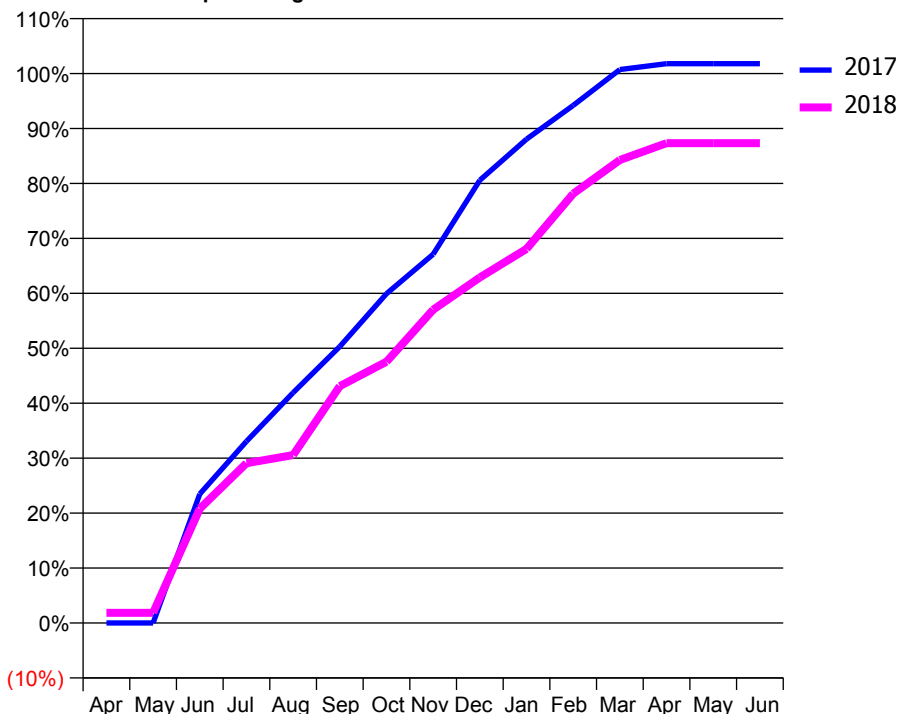
ACCESS*

Patients seen in 24 months	Total	Change since previous quarter
Quarter ending March 2017	376	
Quarter ending June 2017	362	↓
Quarter ending September 2017	356	↓
Quarter ending December 2017	365	↑
Quarter ending March 2018	370	→
Variance since March 2017	(1.6%)	↓



ACTIVITY

Cumulative percentage of contracted UDA delivered 2017 & 2018



Month	Adjusted Scheduled Activity (UDA)	
	2017	2018
April	0	14
May	0	14
June	176	156
July	248	218
August	314	229
September	377	323
October	449	357
November	503	428
December	604	472
January	660	511
February	706	586
March	755	632
April	763	655
May	763	655
June	763	655

QUALITY

	Quantity	Base Number	Contract	AT	Region	England
% of FP17s for the same patient ID Re-attending within 3 months - Children	13	448	2.9%	9.1%	11.5%	11.9%
% of FP17s for the same patient ID Re-attending within 3 months - Adults	0	31	0.0%	13.5%	15.9%	16.0%
% of FP17s for the same patient ID Re-attending between 3 & 9 months - Children	295	448	65.8%	61.7%	60.6%	58.3%
% of FP17s for the same patient ID Re-attending between 3 & 9 months - Adults	24	31	77.4%	51.8%	51.6%	50.3%
% of FP17s for Band 1 Urgent Courses	5	485	1.0%	8.1%	9.5%	9.1%
% of FP17s Relating to Free Repair or Replacements	0	485	0.0%	0.7%	0.7%	0.8%
% of FP17s Relating to Continuations	0	485	0.0%	1.0%	1.0%	1.0%
% of Patients satisfied with the dentistry they have received	0	0	N/A	92.8%	92.0%	91.5%
% of Patients satisfied with the time they had to wait for an appointment	0	0	N/A	88.4%	88.1%	87.9%

* This is based on patients treated on this contract for their most recent course of treatment. Figures in italics indicate the base number of FP17s or Patient Questionnaire responses are less than 100. N/A is shown where the base number of responses is less than 10 during the period. % is calculated as Quantity/Base number*100

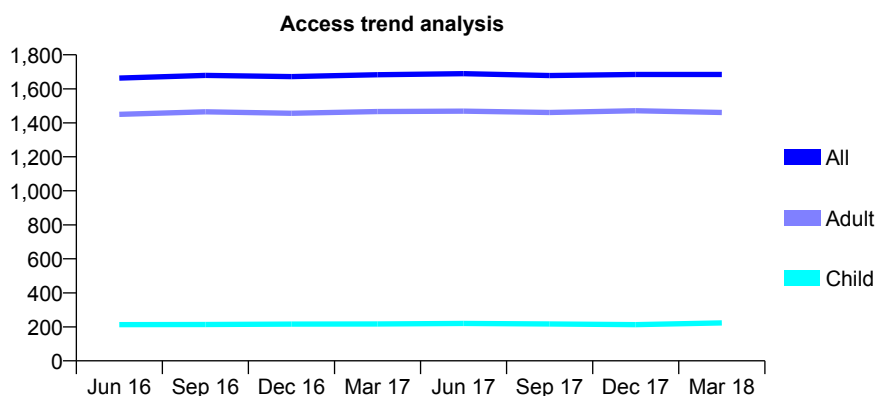
Q64 - Vital Signs At a Glance Contract Report for 814008/0001 - Year end March 2018

Name or company name	MR IM MIDGLEY
Contract type name	GDS Contract
Purpose of contract	General
Contract start date	01/04/2006
Contract end date	

17/18 Contracted general activity (UDA)	7,460
Carry forward general activity (UDA)	31
17/18 Contracted orthodontic activity (UOA)	0
Carry forward orthodontic activity (UOA)	0
Baseline contract value	£188,640.86

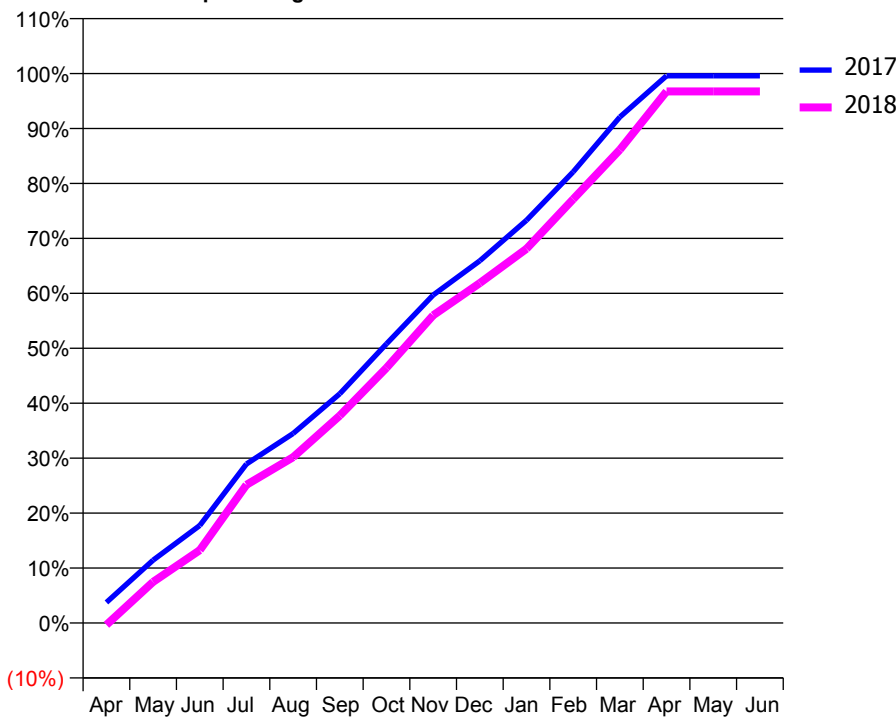
ACCESS*

Patients seen in 24 months	Total	Change since previous quarter
Quarter ending March 2017	1,683	
Quarter ending June 2017	1,689	→
Quarter ending September 2017	1,678	→
Quarter ending December 2017	1,684	→
Quarter ending March 2018	1,684	→
Variance since March 2017	0.1%	→



ACTIVITY

Cumulative percentage of contracted UDA delivered 2017 & 2018



Adjusted Scheduled Activity (UDA)

Month	2017	2018
April	279	-26
May	854	559
June	1,324	990
July	2,159	1,877
August	2,573	2,252
September	3,113	2,816
October	3,789	3,464
November	4,452	4,178
December	4,918	4,615
January	5,467	5,080
February	6,125	5,754
March	6,870	6,425
April	7,429	7,216
May	7,429	7,216
June	7,429	7,216

QUALITY

	Quantity	Base Number	Contract	AT	Region	England
% of FP17s for the same patient ID Re-attending within 3 months - Children	35	399	8.8%	9.1%	11.5%	11.9%
% of FP17s for the same patient ID Re-attending within 3 months - Adults	507	2,613	19.4%	13.5%	15.9%	16.0%
% of FP17s for the same patient ID Re-attending between 3 & 9 months - Children	280	399	70.2%	61.7%	60.6%	58.3%
% of FP17s for the same patient ID Re-attending between 3 & 9 months - Adults	1,736	2,613	66.4%	51.8%	51.6%	50.3%
% of FP17s for Band 1 Urgent Courses	722	3,072	23.5%	8.1%	9.5%	9.1%
% of FP17s Relating to Free Repair or Replacements	104	3,072	3.4%	0.7%	0.7%	0.8%
% of FP17s Relating to Continuations	83	3,072	2.7%	1.0%	1.0%	1.0%
% of Patients satisfied with the dentistry they have received	5	6	N/A	92.8%	92.0%	91.5%
% of Patients satisfied with the time they had to wait for an appointment	6	6	N/A	88.4%	88.1%	87.9%

* This is based on patients treated on this contract for their most recent course of treatment. Figures in italics indicate the base number of FP17s or Patient Questionnaire responses are less than 100. N/A is shown where the base number of responses is less than 10 during the period. % is calculated as Quantity/Base number*100

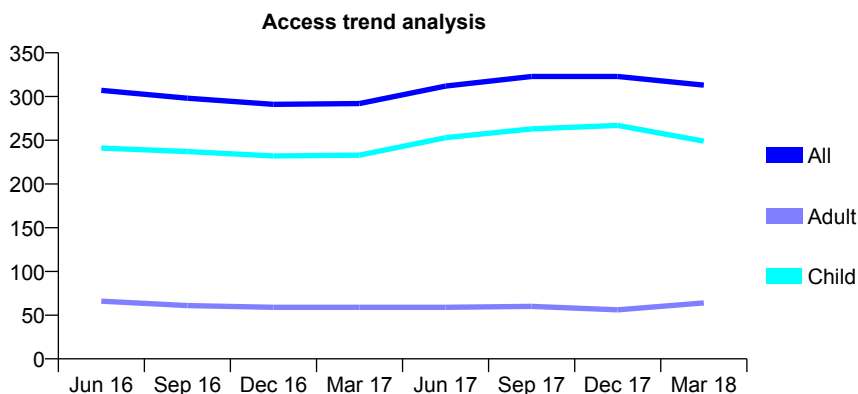
Q64 - Vital Signs At a Glance Contract Report for 820059/0001 - Year end March 2018

Name or company name	MR AJ SMITH
Contract type name	PDS Contract
Purpose of contract	General and Orthodontic
Contract start date	01/04/2006
Contract end date	31/03/2019

17/18 Contracted general activity (UDA)	800
Carry forward general activity (UDA)	-16
17/18 Contracted orthodontic activity (UOA)	500
Carry forward orthodontic activity (UOA)	0
Baseline contract value	£59,862.75

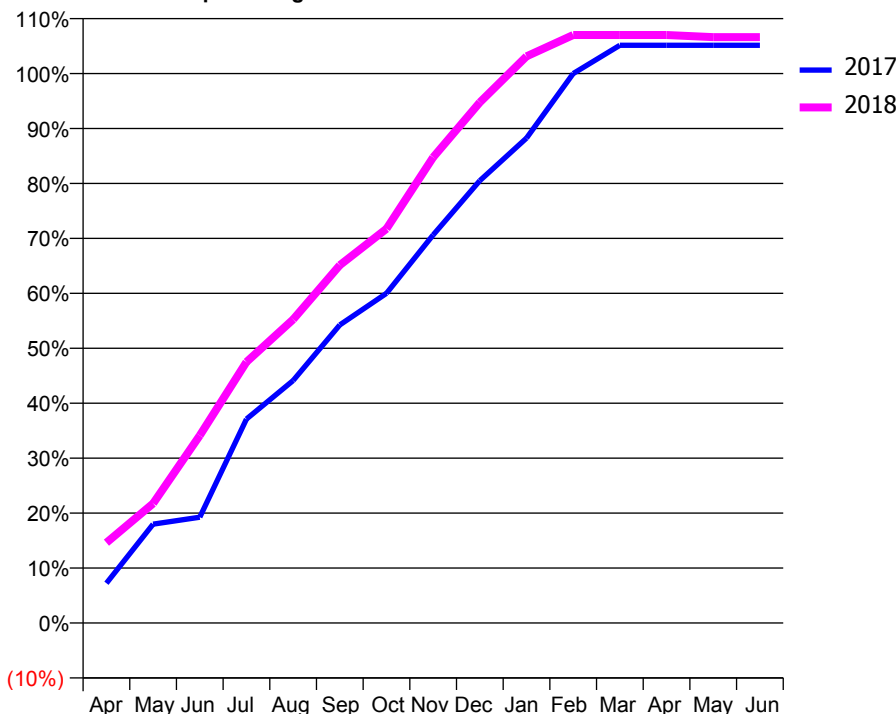
ACCESS*

Patients seen in 24 months	Total	Change since previous quarter
Quarter ending March 2017	292	
Quarter ending June 2017	312	↑
Quarter ending September 2017	323	↑
Quarter ending December 2017	323	→
Quarter ending March 2018	313	↓
Variance since March 2017	7.2%	↑



ACTIVITY

Cumulative percentage of contracted UDA delivered 2017 & 2018



Month	Adjusted Scheduled Activity (UDA)	
	2017	2018
April	58	117
May	144	174
June	154	273
July	297	380
August	353	442
September	434	521
October	480	574
November	565	678
December	644	758
January	706	825
February	800	856
March	841	856
April	841	856
May	841	853
June	841	853

QUALITY

	Quantity	Base Number	Contract	AT	Region	England
% of FP17s for the same patient ID Re-attending within 3 months - Children	38	383	9.9%	9.1%	11.5%	11.9%
% of FP17s for the same patient ID Re-attending within 3 months - Adults	5	37	13.5%	13.5%	15.9%	16.0%
% of FP17s for the same patient ID Re-attending between 3 & 9 months - Children	123	383	32.1%	61.7%	60.6%	58.3%
% of FP17s for the same patient ID Re-attending between 3 & 9 months - Adults	12	37	32.4%	51.8%	51.6%	50.3%
% of FP17s for Band 1 Urgent Courses	0	380	0.0%	8.1%	9.5%	9.1%
% of FP17s Relating to Free Repair or Replacements	0	380	0.0%	0.7%	0.7%	0.8%
% of FP17s Relating to Continuations	2	380	0.5%	1.0%	1.0%	1.0%
% of Patients satisfied with the dentistry they have received	0	0	N/A	92.8%	92.0%	91.5%
% of Patients satisfied with the time they had to wait for an appointment	0	0	N/A	88.4%	88.1%	87.9%

* This is based on patients treated on this contract for their most recent course of treatment. Figures in italics indicate the base number of FP17s or Patient Questionnaire responses are less than 100. N/A is shown where the base number of responses is less than 10 during the period. % is calculated as Quantity/Base number*100

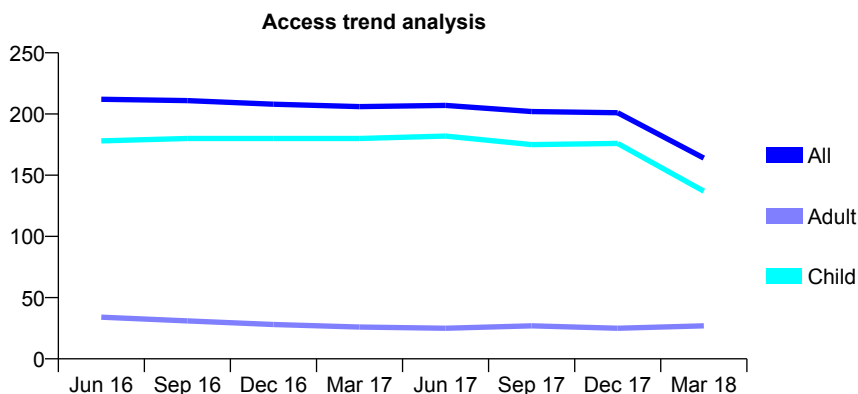
Q64 - Vital Signs At a Glance Contract Report for 820318/0001 - Year end March 2018

Name or company name	MR DS HOLEYMAN
Contract type name	GDS Contract
Purpose of contract	General
Contract start date	01/04/2006
Contract end date	30/11/2017

17/18 Contracted general activity (UDA)	231
Carry forward general activity (UDA)	7
17/18 Contracted orthodontic activity (UOA)	0
Carry forward orthodontic activity (UOA)	0
Baseline contract value	£5,248.07

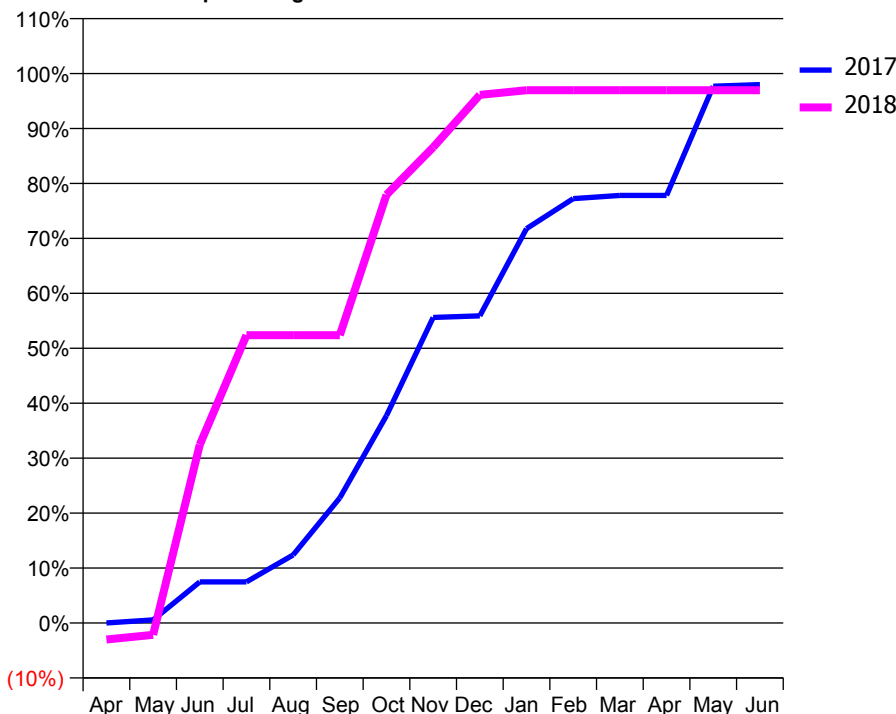
ACCESS*

Patients seen in 24 months	Total	Change since previous quarter
Quarter ending March 2017	206	
Quarter ending June 2017	207	→
Quarter ending September 2017	202	↓
Quarter ending December 2017	201	→
Quarter ending March 2018	164	↓
Variance since March 2017	(20.4%)	↓



ACTIVITY

Cumulative percentage of contracted UDA delivered 2017 & 2018



Month	Adjusted Scheduled Activity (UDA)	
	2017	2018
April	0	-7
May	2	-5
June	26	75
July	26	121
August	43	121
September	79	121
October	131	180
November	193	200
December	194	222
January	249	224
February	268	224
March	270	224
April	270	224
May	339	224
June	340	224

QUALITY

	Quantity	Base Number	Contract	AT	Region	England
% of FP17s for the same patient ID Re-attending within 3 months - Children	4	187	2.1%	9.1%	11.5%	11.9%
% of FP17s for the same patient ID Re-attending within 3 months - Adults	0	10	0.0%	13.5%	15.9%	16.0%
% of FP17s for the same patient ID Re-attending between 3 & 9 months - Children	120	187	64.2%	61.7%	60.6%	58.3%
% of FP17s for the same patient ID Re-attending between 3 & 9 months - Adults	7	10	70.0%	51.8%	51.6%	50.3%
% of FP17s for Band 1 Urgent Courses	0	151	0.0%	8.1%	9.5%	9.1%
% of FP17s Relating to Free Repair or Replacements	0	151	0.0%	0.7%	0.7%	0.8%
% of FP17s Relating to Continuations	0	151	0.0%	1.0%	1.0%	1.0%
% of Patients satisfied with the dentistry they have received	0	0	N/A	92.8%	92.0%	91.5%
% of Patients satisfied with the time they had to wait for an appointment	0	0	N/A	88.4%	88.1%	87.9%

* This is based on patients treated on this contract for their most recent course of treatment. Figures in italics indicate the base number of FP17s or Patient Questionnaire responses are less than 100. N/A is shown where the base number of responses is less than 10 during the period. % is calculated as Quantity/Base number*100

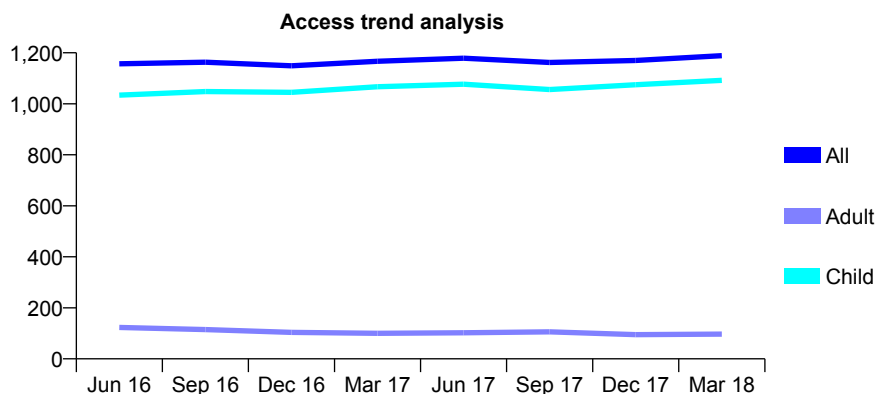
Q64 - Vital Signs At a Glance Contract Report for 820423/0001 - Year end March 2018

Name or company name	MRS SA MCDOWALL
Contract type name	GDS Contract
Purpose of contract	General
Contract start date	01/04/2006
Contract end date	

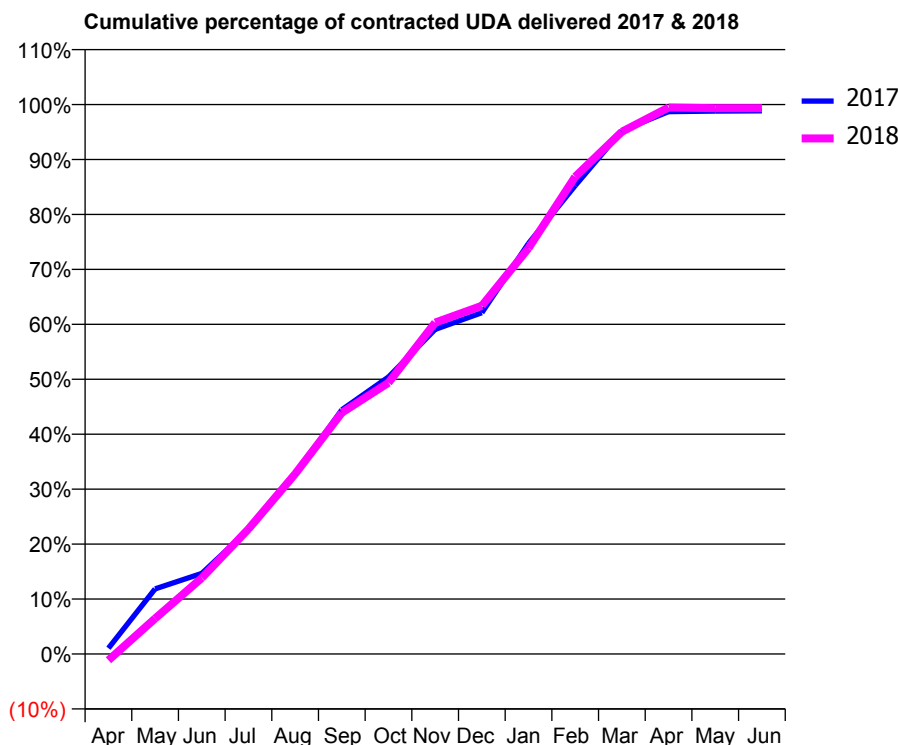
17/18 Contracted general activity (UDA)	2,630
Carry forward general activity (UDA)	30
17/18 Contracted orthodontic activity (UOA)	0
Carry forward orthodontic activity (UOA)	0
Baseline contract value	£64,444.61

ACCESS*

Patients seen in 24 months	Total	Change since previous quarter
Quarter ending March 2017	1,167	
Quarter ending June 2017	1,179	→
Quarter ending September 2017	1,162	↓
Quarter ending December 2017	1,170	→
Quarter ending March 2018	1,189	→
Variance since March 2017	1.9%	→



ACTIVITY



Month	Adjusted Scheduled Activity (UDA)	
	2017	2018
April	28	-30
May	312	170
June	386	364
July	595	598
August	858	862
September	1,169	1,155
October	1,326	1,298
November	1,554	1,586
December	1,634	1,667
January	1,966	1,942
February	2,242	2,285
March	2,505	2,500
April	2,596	2,616
May	2,599	2,613
June	2,600	2,613

QUALITY

	Quantity	Base Number	Contract	AT	Region	England
% of FP17s for the same patient ID Re-attending within 3 months - Children	125	1,888	6.6%	9.1%	11.5%	11.9%
% of FP17s for the same patient ID Re-attending within 3 months - Adults	0	0	N/A	13.5%	15.9%	16.0%
% of FP17s for the same patient ID Re-attending between 3 & 9 months - Children	1,388	1,888	73.5%	61.7%	60.6%	58.3%
% of FP17s for the same patient ID Re-attending between 3 & 9 months - Adults	0	0	N/A	51.8%	51.6%	50.3%
% of FP17s for Band 1 Urgent Courses	91	1,887	4.8%	8.1%	9.5%	9.1%
% of FP17s Relating to Free Repair or Replacements	0	1,887	0.0%	0.7%	0.7%	0.8%
% of FP17s Relating to Continuations	0	1,887	0.0%	1.0%	1.0%	1.0%
% of Patients satisfied with the dentistry they have received	7	7	N/A	92.8%	92.0%	91.5%
% of Patients satisfied with the time they had to wait for an appointment	7	7	N/A	88.4%	88.1%	87.9%

* This is based on patients treated on this contract for their most recent course of treatment. Figures in italics indicate the base number of FP17s or Patient Questionnaire responses are less than 100. N/A is shown where the base number of responses is less than 10 during the period. % is calculated as Quantity/Base number*100

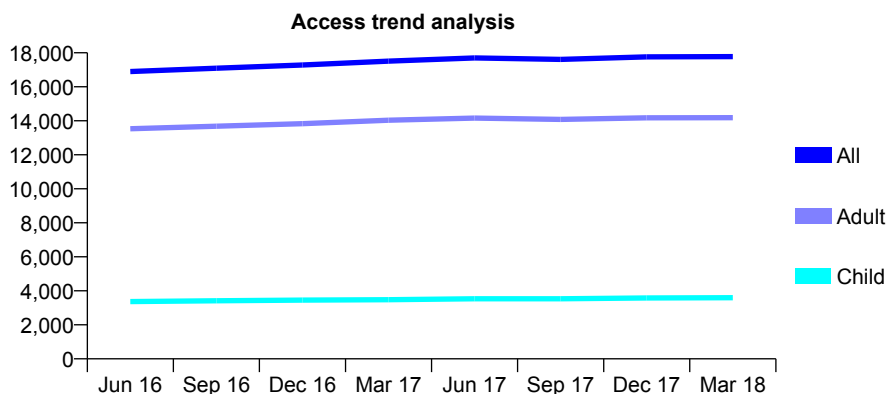
Q64 - Vital Signs At a Glance Contract Report for 826901/0001 - Year end March 2018

Name or company name	MR SJ CLARKE
Contract type name	GDS Contract
Purpose of contract	General
Contract start date	01/04/2006
Contract end date	

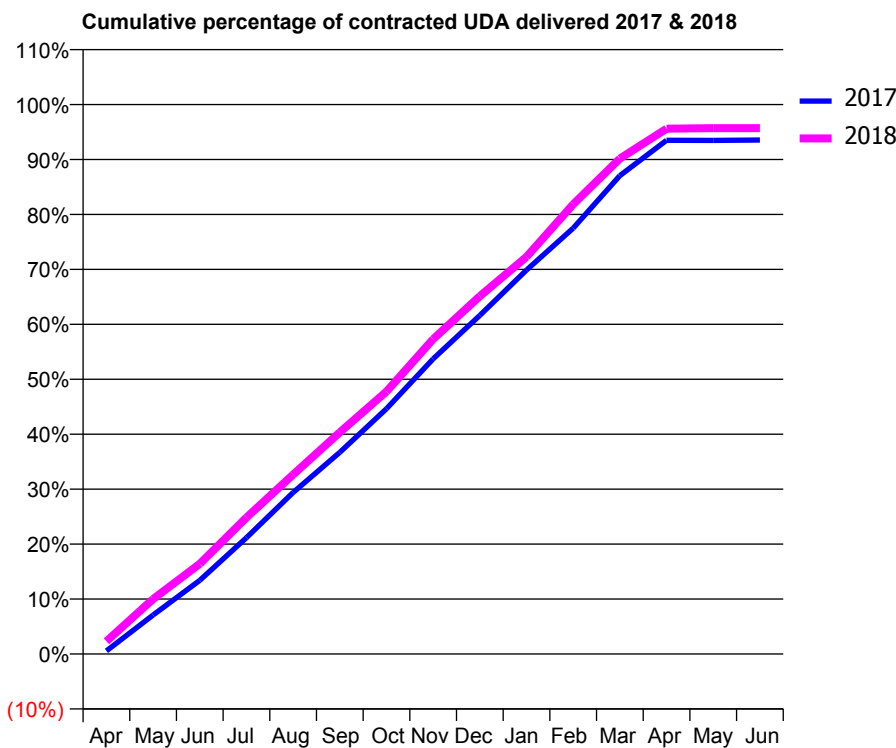
17/18 Contracted general activity (UDA)	52,698
Carry forward general activity (UDA)	0
17/18 Contracted orthodontic activity (UOA)	0
Carry forward orthodontic activity (UOA)	0
Baseline contract value	£1,373,040.31

ACCESS*

Patients seen in 24 months	Total	Change since previous quarter
Quarter ending March 2017	17,510	
Quarter ending June 2017	17,696	→
Quarter ending September 2017	17,613	→
Quarter ending December 2017	17,764	→
Quarter ending March 2018	17,778	→
Variance since March 2017	1.5%	→



ACTIVITY



Month	Adjusted Scheduled Activity (UDA)	
	2017	2018
April	296	1,226
May	3,739	5,270
June	7,066	8,652
July	11,157	13,094
August	15,498	17,206
September	19,337	21,264
October	23,524	25,172
November	28,313	30,195
December	32,477	34,321
January	36,826	38,094
February	40,835	43,125
March	45,881	47,517
April	49,271	50,375
May	49,258	50,436
June	49,296	50,436

QUALITY

	Quantity	Base Number	Contract	AT	Region	England
% of FP17s for the same patient ID Re-attending within 3 months - Children	622	6,138	10.1%	9.1%	11.5%	11.9%
% of FP17s for the same patient ID Re-attending within 3 months - Adults	3,651	23,436	15.6%	13.5%	15.9%	16.0%
% of FP17s for the same patient ID Re-attending between 3 & 9 months - Children	4,003	6,138	65.2%	61.7%	60.6%	58.3%
% of FP17s for the same patient ID Re-attending between 3 & 9 months - Adults	14,919	23,436	63.7%	51.8%	51.6%	50.3%
% of FP17s for Band 1 Urgent Courses	1,454	28,442	5.1%	8.1%	9.5%	9.1%
% of FP17s Relating to Free Repair or Replacements	362	28,442	1.3%	0.7%	0.7%	0.8%
% of FP17s Relating to Continuations	411	28,442	1.4%	1.0%	1.0%	1.0%
% of Patients satisfied with the dentistry they have received	42	43	97.7%	92.8%	92.0%	91.5%
% of Patients satisfied with the time they had to wait for an appointment	41	43	95.3%	88.4%	88.1%	87.9%

* This is based on patients treated on this contract for their most recent course of treatment. Figures in italics indicate the base number of FP17s or Patient Questionnaire responses are less than 100. N/A is shown where the base number of responses is less than 10 during the period. % is calculated as Quantity/Base number*100

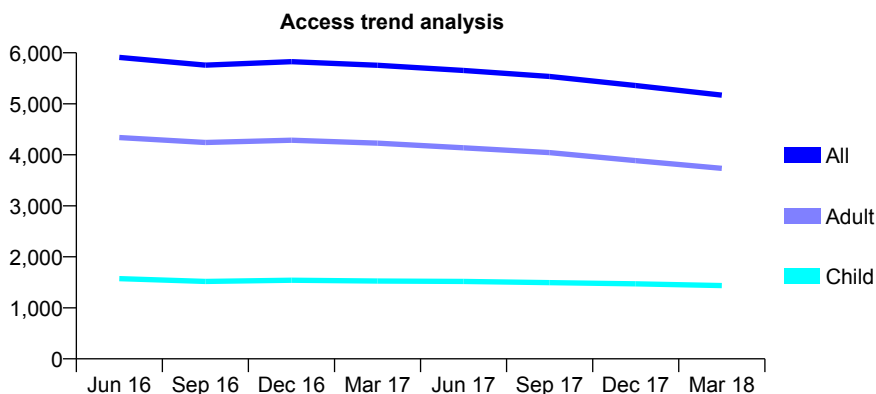
Q64 - Vital Signs At a Glance Contract Report for 829471/0007 - Year end March 2018

Name or company name	MR JS DHARIWAL
Contract type name	GDS Contract
Purpose of contract	General
Contract start date	15/07/2010
Contract end date	

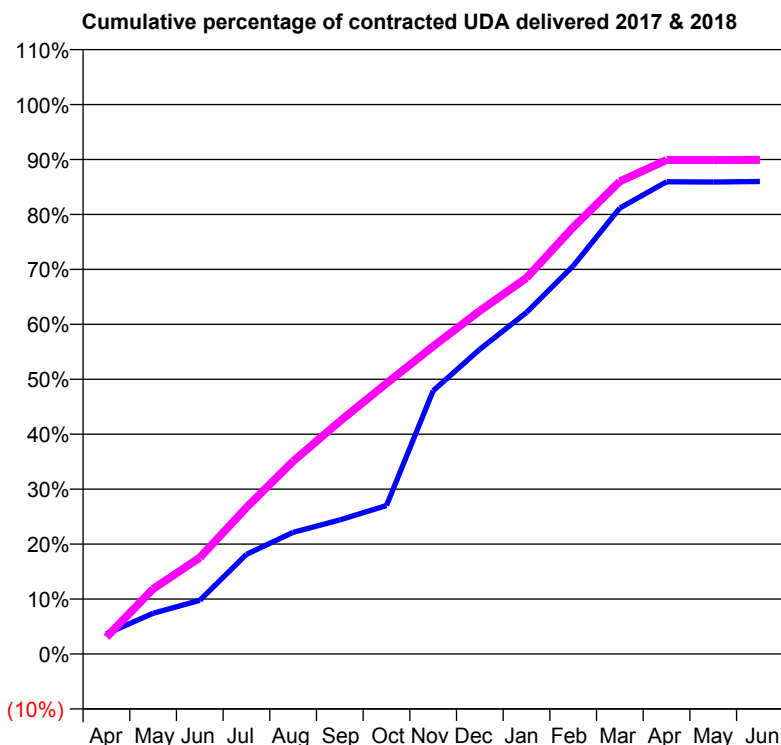
17/18 Contracted general activity (UDA)	15,000
Carry forward general activity (UDA)	0
17/18 Contracted orthodontic activity (UOA)	0
Carry forward orthodontic activity (UOA)	0
Baseline contract value	£354,763.67

ACCESS*

Patients seen in 24 months	Total	Change since previous quarter
Quarter ending March 2017	5,755	
Quarter ending June 2017	5,653	↓
Quarter ending September 2017	5,537	↓
Quarter ending December 2017	5,357	↓
Quarter ending March 2018	5,171	↓
Variance since March 2017	(10.1%)	↓



ACTIVITY



Month	Adjusted Scheduled Activity (UDA)	
	2017	2018
April	551	461
May	1,114	1,779
June	1,467	2,630
July	2,720	3,997
August	3,323	5,262
September	3,659	6,355
October	4,052	7,389
November	7,186	8,400
December	8,319	9,369
January	9,324	10,267
February	10,593	11,651
March	12,175	12,901
April	12,891	13,484
May	12,885	13,485
June	12,900	13,487

QUALITY

	Quantity	Base Number	Contract	AT	Region	England
% of FP17s for the same patient ID Re-attending within 3 months - Children	116	1,879	6.2%	9.1%	11.5%	11.9%
% of FP17s for the same patient ID Re-attending within 3 months - Adults	424	4,388	9.7%	13.5%	15.9%	16.0%
% of FP17s for the same patient ID Re-attending between 3 & 9 months - Children	987	1,879	52.5%	61.7%	60.6%	58.3%
% of FP17s for the same patient ID Re-attending between 3 & 9 months - Adults	2,142	4,388	48.8%	51.8%	51.6%	50.3%
% of FP17s for Band 1 Urgent Courses	369	6,198	6.0%	8.1%	9.5%	9.1%
% of FP17s Relating to Free Repair or Replacements	74	6,198	1.2%	0.7%	0.7%	0.8%
% of FP17s Relating to Continuations	26	6,198	0.4%	1.0%	1.0%	1.0%
% of Patients satisfied with the dentistry they have received	13	13	100.0%	92.8%	92.0%	91.5%
% of Patients satisfied with the time they had to wait for an appointment	11	13	84.6%	88.4%	88.1%	87.9%

* This is based on patients treated on this contract for their most recent course of treatment. Figures in italics indicate the base number of FP17s or Patient Questionnaire responses are less than 100. N/A is shown where the base number of responses is less than 10 during the period. % is calculated as Quantity/Base number*100

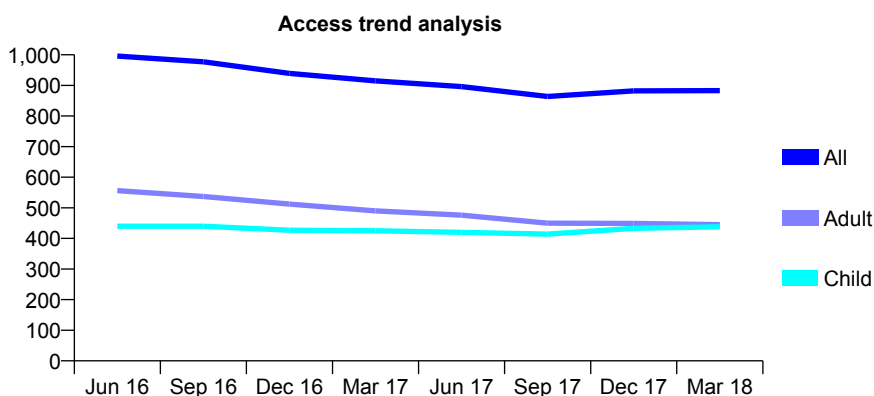
Q64 - Vital Signs At a Glance Contract Report for 831921/0002 - Year end March 2018

Name or company name	MR TS ESAU
Contract type name	GDS Contract
Purpose of contract	General
Contract start date	01/05/2006
Contract end date	

17/18 Contracted general activity (UDA)	4,000
Carry forward general activity (UDA)	141
17/18 Contracted orthodontic activity (UOA)	0
Carry forward orthodontic activity (UOA)	0
Baseline contract value	£98,927.46

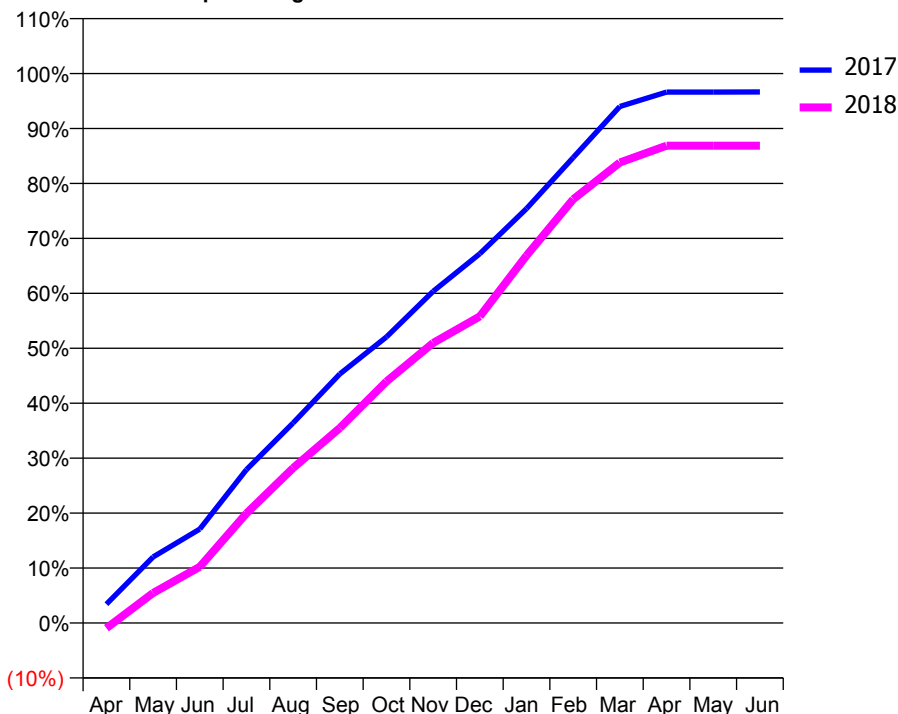
ACCESS*

Patients seen in 24 months	Total	Change since previous quarter
Quarter ending March 2017	915	
Quarter ending June 2017	896	↓
Quarter ending September 2017	864	↓
Quarter ending December 2017	882	↑
Quarter ending March 2018	883	→
Variance since March 2017	(3.5%)	↓



ACTIVITY

Cumulative percentage of contracted UDA delivered 2017 & 2018



Month	2017	2018
April	144	-38
May	505	219
June	718	409
July	1,173	798
August	1,530	1,128
September	1,903	1,420
October	2,187	1,758
November	2,535	2,039
December	2,823	2,232
January	3,167	2,675
February	3,558	3,084
March	3,948	3,352
April	4,058	3,474
May	4,058	3,474
June	4,059	3,474

QUALITY

	Quantity	Base Number	Contract	AT	Region	England
% of FP17s for the same patient ID Re-attending within 3 months - Children	151	925	16.3%	9.1%	11.5%	11.9%
% of FP17s for the same patient ID Re-attending within 3 months - Adults	122	561	21.7%	13.5%	15.9%	16.0%
% of FP17s for the same patient ID Re-attending between 3 & 9 months - Children	637	925	68.9%	61.7%	60.6%	58.3%
% of FP17s for the same patient ID Re-attending between 3 & 9 months - Adults	321	561	57.2%	51.8%	51.6%	50.3%
% of FP17s for Band 1 Urgent Courses	81	1,476	5.5%	8.1%	9.5%	9.1%
% of FP17s Relating to Free Repair or Replacements	0	1,476	0.0%	0.7%	0.7%	0.8%
% of FP17s Relating to Continuations	11	1,476	0.7%	1.0%	1.0%	1.0%
% of Patients satisfied with the dentistry they have received	3	3	N/A	92.8%	92.0%	91.5%
% of Patients satisfied with the time they had to wait for an appointment	3	3	N/A	88.4%	88.1%	87.9%

* This is based on patients treated on this contract for their most recent course of treatment. Figures in italics indicate the base number of FP17s or Patient Questionnaire responses are less than 100. N/A is shown where the base number of responses is less than 10 during the period. % is calculated as Quantity/Base number*100

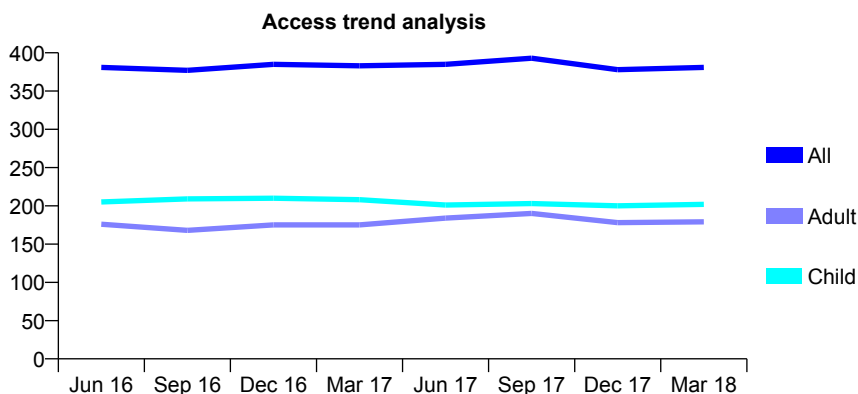
Q64 - Vital Signs At a Glance Contract Report for 833282/0001 - Year end March 2018

Name or company name	MR GP HOOD
Contract type name	GDS Contract
Purpose of contract	General
Contract start date	01/04/2006
Contract end date	

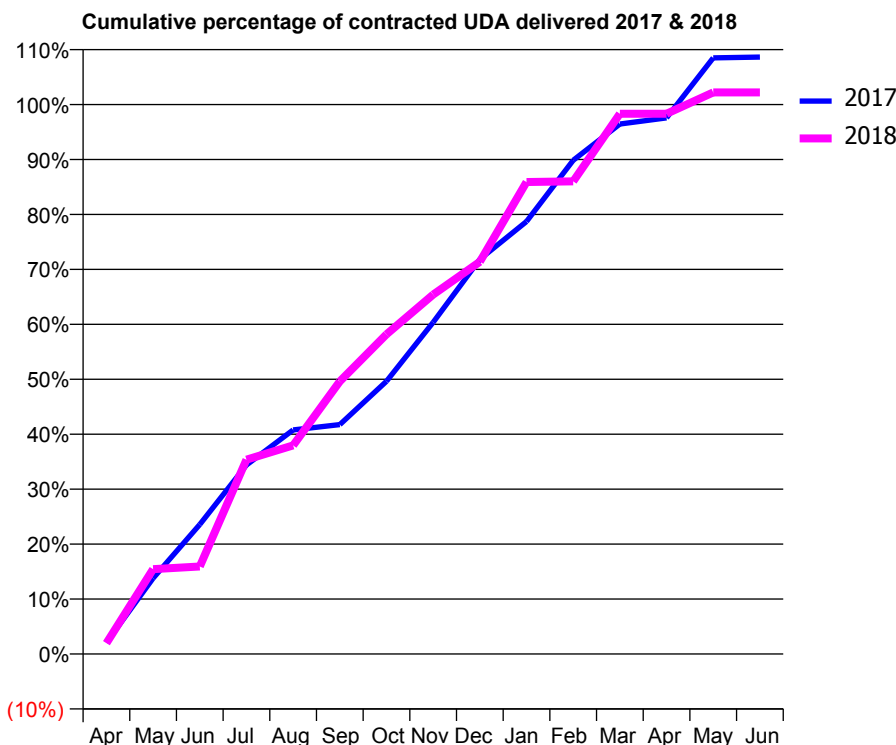
17/18 Contracted general activity (UDA)	806
Carry forward general activity (UDA)	-16
17/18 Contracted orthodontic activity (UOA)	0
Carry forward orthodontic activity (UOA)	0
Baseline contract value	£18,035.05

ACCESS*

Patients seen in 24 months	Total	Change since previous quarter
Quarter ending March 2017	383	
Quarter ending June 2017	385	→
Quarter ending September 2017	393	↑
Quarter ending December 2017	378	↓
Quarter ending March 2018	381	→
Variance since March 2017	(0.5%)	→



ACTIVITY



Month	Adjusted Scheduled Activity (UDA)	
	2017	2018
April	17	16
May	111	124
June	190	128
July	277	285
August	329	306
September	337	400
October	400	469
November	487	527
December	579	575
January	634	692
February	724	693
March	777	792
April	786	792
May	874	824
June	876	824

QUALITY

	Quantity	Base Number	Contract	AT	Region	England
% of FP17s for the same patient ID Re-attending within 3 months - Children	11	319	3.4%	9.1%	11.5%	11.9%
% of FP17s for the same patient ID Re-attending within 3 months - Adults	13	165	7.9%	13.5%	15.9%	16.0%
% of FP17s for the same patient ID Re-attending between 3 & 9 months - Children	191	319	59.9%	61.7%	60.6%	58.3%
% of FP17s for the same patient ID Re-attending between 3 & 9 months - Adults	79	165	47.9%	51.8%	51.6%	50.3%
% of FP17s for Band 1 Urgent Courses	26	454	5.7%	8.1%	9.5%	9.1%
% of FP17s Relating to Free Repair or Replacements	0	454	0.0%	0.7%	0.7%	0.8%
% of FP17s Relating to Continuations	0	454	0.0%	1.0%	1.0%	1.0%
% of Patients satisfied with the dentistry they have received	0	0	N/A	92.8%	92.0%	91.5%
% of Patients satisfied with the time they had to wait for an appointment	0	0	N/A	88.4%	88.1%	87.9%

* This is based on patients treated on this contract for their most recent course of treatment. Figures in italics indicate the base number of FP17s or Patient Questionnaire responses are less than 100. N/A is shown where the base number of responses is less than 10 during the period. % is calculated as Quantity/Base number*100

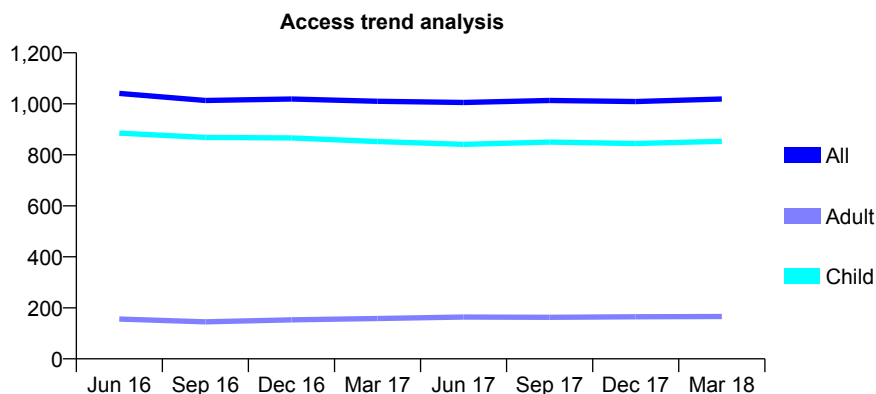
Q64 - Vital Signs At a Glance Contract Report for 839329/0004 - Year end March 2018

Name or company name	MR SJ MCELROY
Contract type name	GDS Contract
Purpose of contract	General
Contract start date	01/04/2006
Contract end date	

17/18 Contracted general activity (UDA)	3,000
Carry forward general activity (UDA)	0
17/18 Contracted orthodontic activity (UOA)	0
Carry forward orthodontic activity (UOA)	0
Baseline contract value	£75,896.76

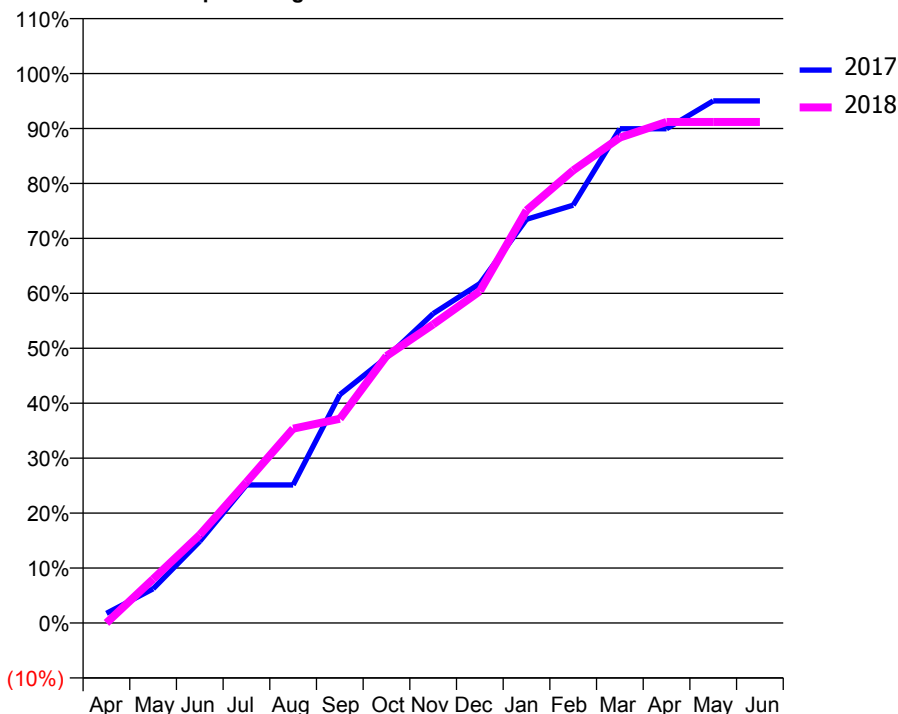
ACCESS*

Patients seen in 24 months	Total	Change since previous quarter
Quarter ending March 2017	1,010	
Quarter ending June 2017	1,005	→
Quarter ending September 2017	1,013	→
Quarter ending December 2017	1,009	→
Quarter ending March 2018	1,019	→
Variance since March 2017	0.9%	→



ACTIVITY

Cumulative percentage of contracted UDA delivered 2017 & 2018



Month	Adjusted Scheduled Activity (UDA)	
	2017	2018
April	53	0
May	186	240
June	446	481
July	754	769
August	754	1,061
September	1,246	1,115
October	1,450	1,458
November	1,690	1,630
December	1,853	1,812
January	2,204	2,253
February	2,281	2,471
March	2,698	2,650
April	2,698	2,736
May	2,851	2,736
June	2,851	2,736

QUALITY

	Quantity	Base Number	Contract	AT	Region	England
% of FP17s for the same patient ID Re-attending within 3 months - Children	86	1,407	6.1%	9.1%	11.5%	11.9%
% of FP17s for the same patient ID Re-attending within 3 months - Adults	5	90	5.6%	13.5%	15.9%	16.0%
% of FP17s for the same patient ID Re-attending between 3 & 9 months - Children	1,000	1,407	71.1%	61.7%	60.6%	58.3%
% of FP17s for the same patient ID Re-attending between 3 & 9 months - Adults	62	90	68.9%	51.8%	51.6%	50.3%
% of FP17s for Band 1 Urgent Courses	47	1,480	3.2%	8.1%	9.5%	9.1%
% of FP17s Relating to Free Repair or Replacements	0	1,480	0.0%	0.7%	0.7%	0.8%
% of FP17s Relating to Continuations	0	1,480	0.0%	1.0%	1.0%	1.0%
% of Patients satisfied with the dentistry they have received	1	2	N/A	92.8%	92.0%	91.5%
% of Patients satisfied with the time they had to wait for an appointment	1	2	N/A	88.4%	88.1%	87.9%

* This is based on patients treated on this contract for their most recent course of treatment. Figures in italics indicate the base number of FP17s or Patient Questionnaire responses are less than 100. N/A is shown where the base number of responses is less than 10 during the period. % is calculated as Quantity/Base number*100

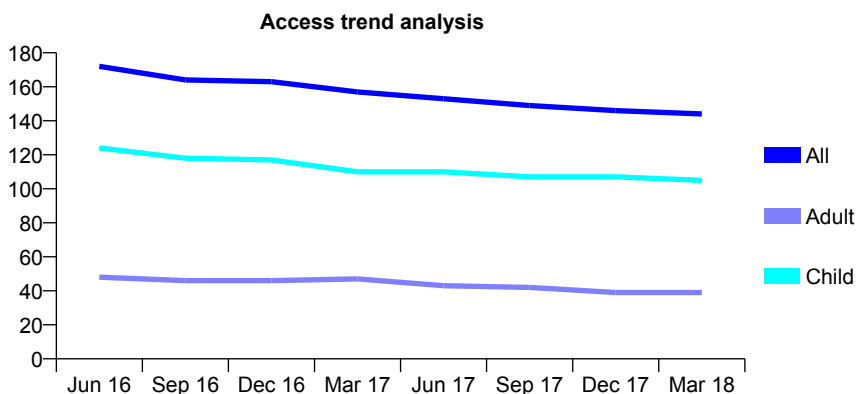
Q64 - Vital Signs At a Glance Contract Report for 841048/0003 - Year end March 2018

Name or company name	MR CG HARDMAN
Contract type name	GDS Contract
Purpose of contract	General
Contract start date	01/04/2009
Contract end date	

17/18 Contracted general activity (UDA)	355
Carry forward general activity (UDA)	0
17/18 Contracted orthodontic activity (UOA)	0
Carry forward orthodontic activity (UOA)	0
Baseline contract value	£8,435.20

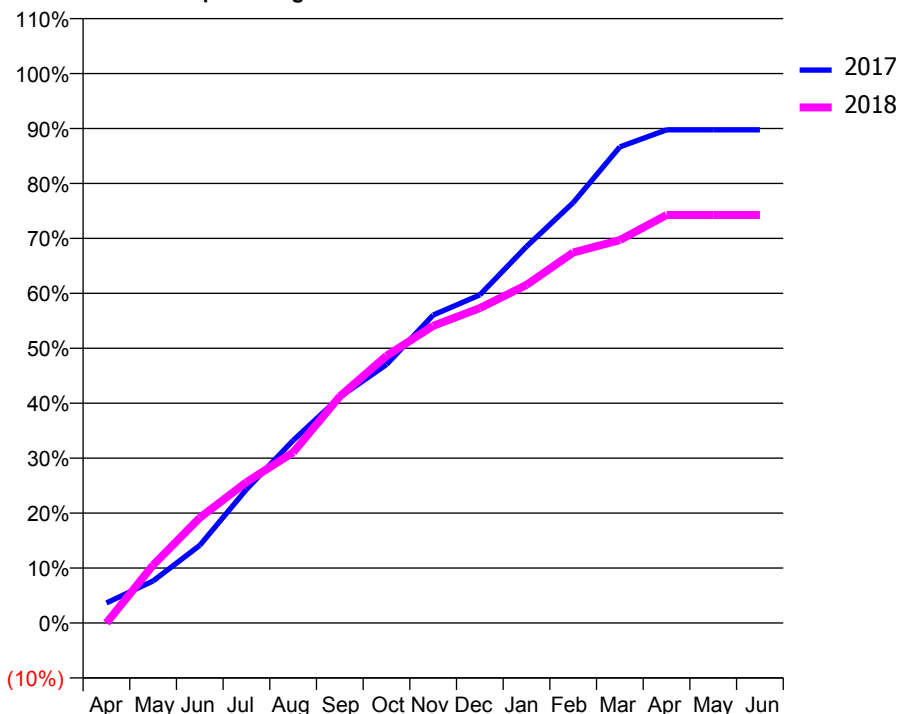
ACCESS*

Patients seen in 24 months	Total	Change since previous quarter
Quarter ending March 2017	157	
Quarter ending June 2017	153	↓
Quarter ending September 2017	149	↓
Quarter ending December 2017	146	↓
Quarter ending March 2018	144	↓
Variance since March 2017	(8.3%)	↓



ACTIVITY

Cumulative percentage of contracted UDA delivered 2017 & 2018



Month	Adjusted Scheduled Activity (UDA)	
	2017	2018
April	13	0
May	27	37
June	50	68
July	86	91
August	118	110
September	146	146
October	167	173
November	199	192
December	212	203
January	243	218
February	272	239
March	308	247
April	319	264
May	319	264
June	319	264

QUALITY

	Quantity	Base Number	Contract	AT	Region	England
% of FP17s for the same patient ID Re-attending within 3 months - Children	5	161	3.1%	9.1%	11.5%	11.9%
% of FP17s for the same patient ID Re-attending within 3 months - Adults	3	25	12.0%	13.5%	15.9%	16.0%
% of FP17s for the same patient ID Re-attending between 3 & 9 months - Children	104	161	64.6%	61.7%	60.6%	58.3%
% of FP17s for the same patient ID Re-attending between 3 & 9 months - Adults	19	25	76.0%	51.8%	51.6%	50.3%
% of FP17s for Band 1 Urgent Courses	13	187	7.0%	8.1%	9.5%	9.1%
% of FP17s Relating to Free Repair or Replacements	0	187	0.0%	0.7%	0.7%	0.8%
% of FP17s Relating to Continuations	1	187	0.5%	1.0%	1.0%	1.0%
% of Patients satisfied with the dentistry they have received	0	0	N/A	92.8%	92.0%	91.5%
% of Patients satisfied with the time they had to wait for an appointment	0	0	N/A	88.4%	88.1%	87.9%

* This is based on patients treated on this contract for their most recent course of treatment. Figures in italics indicate the base number of FP17s or Patient Questionnaire responses are less than 100. N/A is shown where the base number of responses is less than 10 during the period. % is calculated as Quantity/Base number*100

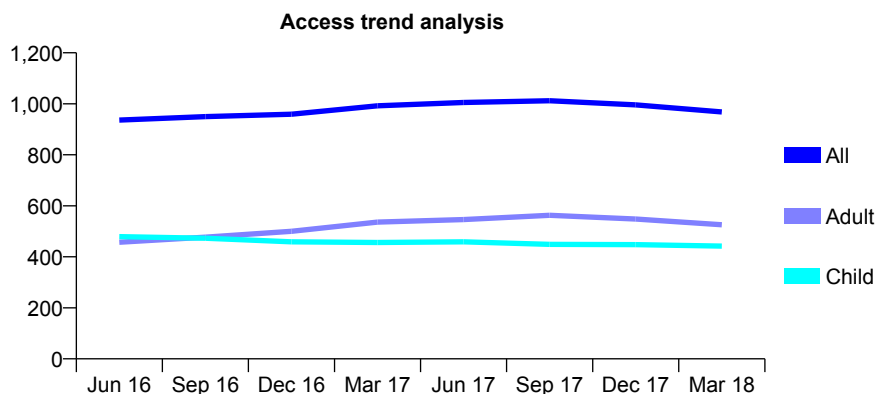
Q64 - Vital Signs At a Glance Contract Report for 842915/0001 - Year end March 2018

Name or company name	MR P DIBA
Contract type name	GDS Contract
Purpose of contract	General
Contract start date	01/04/2006
Contract end date	

17/18 Contracted general activity (UDA)	3,994
Carry forward general activity (UDA)	0
17/18 Contracted orthodontic activity (UOA)	0
Carry forward orthodontic activity (UOA)	0
Baseline contract value	£98,748.62

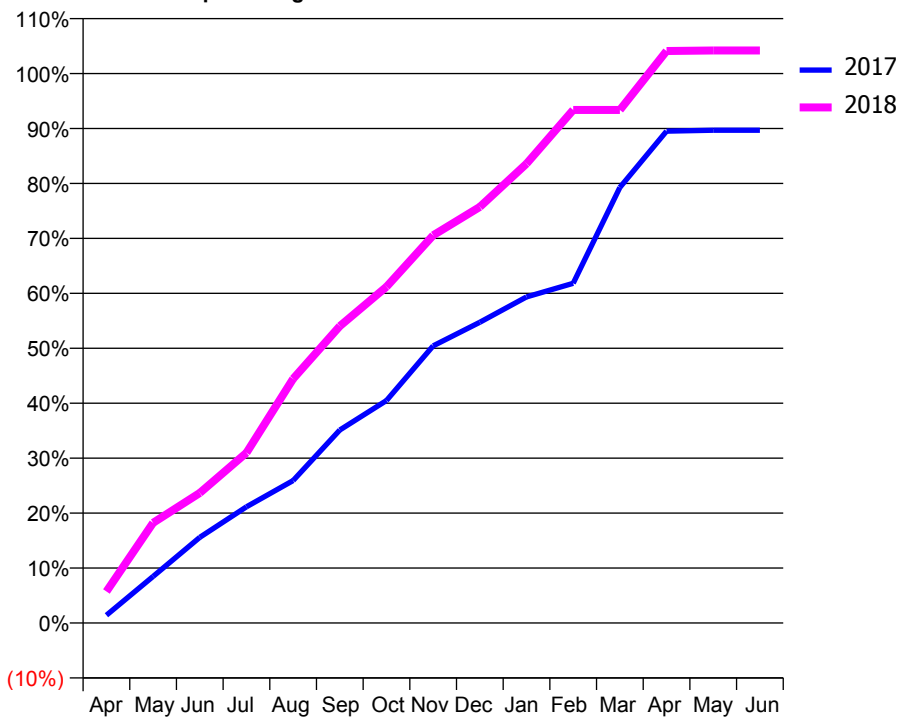
ACCESS*

Patients seen in 24 months	Total	Change since previous quarter
Quarter ending March 2017	992	
Quarter ending June 2017	1,005	→
Quarter ending September 2017	1,012	→
Quarter ending December 2017	996	↓
Quarter ending March 2018	968	↓
Variance since March 2017	(2.4%)	↓



ACTIVITY

Cumulative percentage of contracted UDA delivered 2017 & 2018



Month	Adjusted Scheduled Activity (UDA)	
	2017	2018
April	56	229
May	339	729
June	623	946
July	844	1,237
August	1,035	1,775
September	1,403	2,158
October	1,618	2,444
November	2,015	2,818
December	2,186	3,024
January	2,371	3,339
February	2,469	3,729
March	3,166	3,729
April	3,575	4,158
May	3,582	4,162
June	3,582	4,162

QUALITY

	Quantity	Base Number	Contract	AT	Region	England
% of FP17s for the same patient ID Re-attending within 3 months - Children	131	852	15.4%	9.1%	11.5%	11.9%
% of FP17s for the same patient ID Re-attending within 3 months - Adults	201	741	27.1%	13.5%	15.9%	16.0%
% of FP17s for the same patient ID Re-attending between 3 & 9 months - Children	579	852	68.0%	61.7%	60.6%	58.3%
% of FP17s for the same patient ID Re-attending between 3 & 9 months - Adults	364	741	49.1%	51.8%	51.6%	50.3%
% of FP17s for Band 1 Urgent Courses	109	1,714	6.4%	8.1%	9.5%	9.1%
% of FP17s Relating to Free Repair or Replacements	3	1,714	0.2%	0.7%	0.7%	0.8%
% of FP17s Relating to Continuations	0	1,714	0.0%	1.0%	1.0%	1.0%
% of Patients satisfied with the dentistry they have received	3	3	N/A	92.8%	92.0%	91.5%
% of Patients satisfied with the time they had to wait for an appointment	3	3	N/A	88.4%	88.1%	87.9%

* This is based on patients treated on this contract for their most recent course of treatment. Figures in italics indicate the base number of FP17s or Patient Questionnaire responses are less than 100. N/A is shown where the base number of responses is less than 10 during the period. % is calculated as Quantity/Base number*100

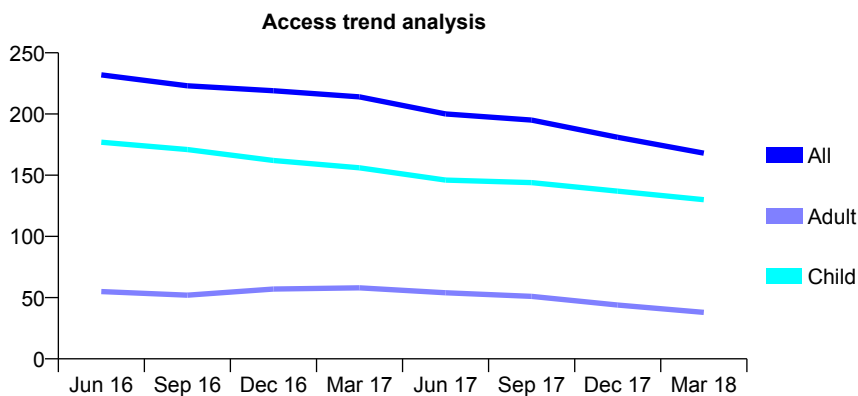
Q64 - Vital Signs At a Glance Contract Report for 855162/0001 - Year end March 2018

Name or company name	MR M ABRISHAMI
Contract type name	GDS Contract
Purpose of contract	General
Contract start date	01/04/2006
Contract end date	

17/18 Contracted general activity (UDA)	662
Carry forward general activity (UDA)	0
17/18 Contracted orthodontic activity (UOA)	0
Carry forward orthodontic activity (UOA)	0
Baseline contract value	£14,177.83

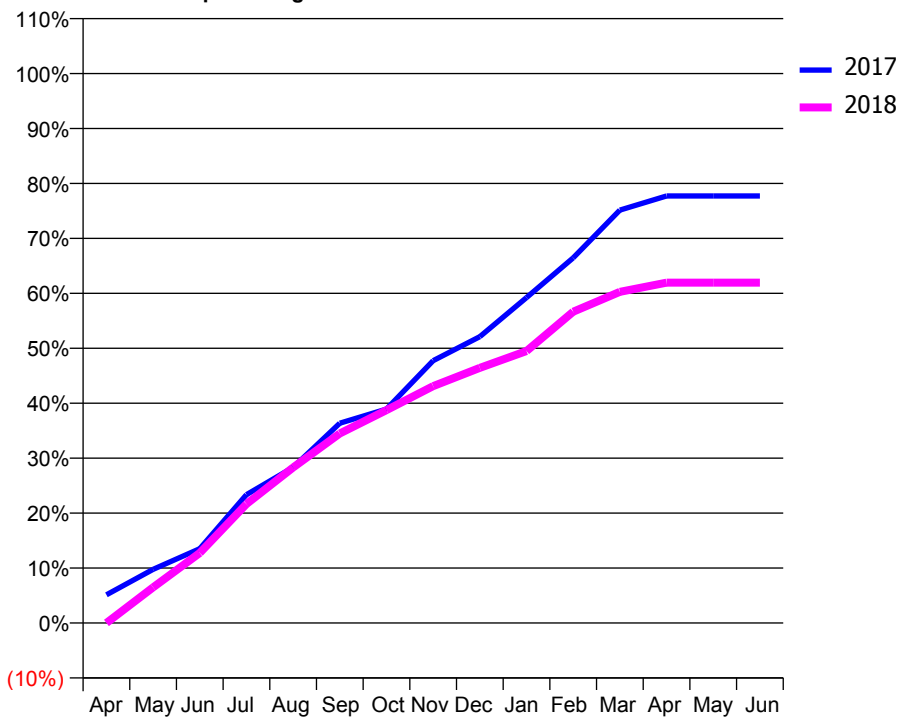
ACCESS*

Patients seen in 24 months	Total	Change since previous quarter
Quarter ending March 2017	214	
Quarter ending June 2017	200	↓
Quarter ending September 2017	195	↓
Quarter ending December 2017	181	↓
Quarter ending March 2018	168	↓
Variance since March 2017	(21.5%)	↓



ACTIVITY

Cumulative percentage of contracted UDA delivered 2017 & 2018



Month	Adjusted Scheduled Activity (UDA)	
	2017	2018
April	34	0
May	65	43
June	90	84
July	155	143
August	188	187
September	241	228
October	258	256
November	316	285
December	345	307
January	392	328
February	440	375
March	497	399
April	514	410
May	514	410
June	514	410

QUALITY

	Quantity	Base Number	Contract	AT	Region	England
% of FP17s for the same patient ID Re-attending within 3 months - Children	11	298	3.7%	9.1%	11.5%	11.9%
% of FP17s for the same patient ID Re-attending within 3 months - Adults	0	30	0.0%	13.5%	15.9%	16.0%
% of FP17s for the same patient ID Re-attending between 3 & 9 months - Children	259	298	86.9%	61.7%	60.6%	58.3%
% of FP17s for the same patient ID Re-attending between 3 & 9 months - Adults	25	30	83.3%	51.8%	51.6%	50.3%
% of FP17s for Band 1 Urgent Courses	5	321	1.6%	8.1%	9.5%	9.1%
% of FP17s Relating to Free Repair or Replacements	0	321	0.0%	0.7%	0.7%	0.8%
% of FP17s Relating to Continuations	0	321	0.0%	1.0%	1.0%	1.0%
% of Patients satisfied with the dentistry they have received	1	1	N/A	92.8%	92.0%	91.5%
% of Patients satisfied with the time they had to wait for an appointment	1	1	N/A	88.4%	88.1%	87.9%

* This is based on patients treated on this contract for their most recent course of treatment. Figures in italics indicate the base number of FP17s or Patient Questionnaire responses are less than 100. N/A is shown where the base number of responses is less than 10 during the period. % is calculated as Quantity/Base number*100

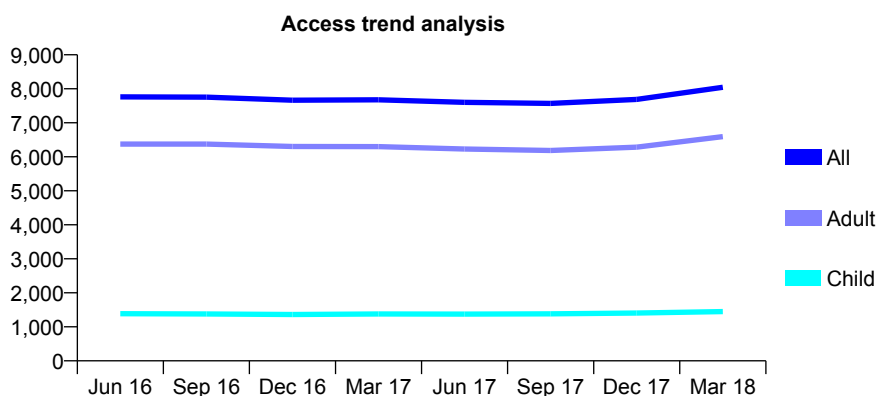
Q64 - Vital Signs At a Glance Contract Report for 894362/0001 - Year end March 2018

Name or company name	MR T SUNNAR
Contract type name	GDS Contract
Purpose of contract	General
Contract start date	28/07/2010
Contract end date	

17/18 Contracted general activity (UDA)	23,164
Carry forward general activity (UDA)	33
17/18 Contracted orthodontic activity (UOA)	0
Carry forward orthodontic activity (UOA)	0
Baseline contract value	£489,322.59

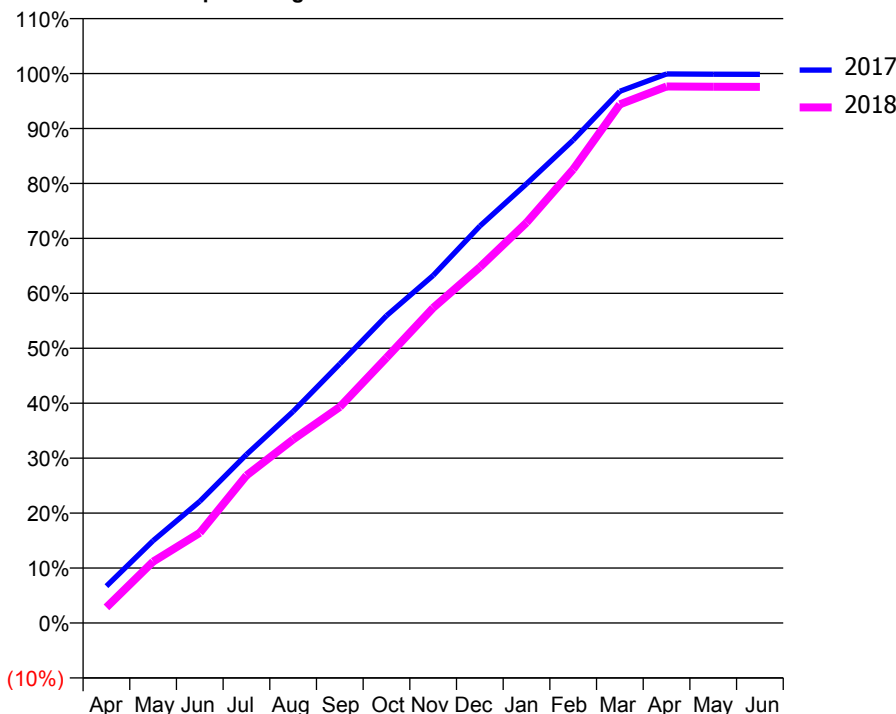
ACCESS*

Patients seen in 24 months	Total	Change since previous quarter
Quarter ending March 2017	7,677	
Quarter ending June 2017	7,602	→
Quarter ending September 2017	7,571	→
Quarter ending December 2017	7,690	→
Quarter ending March 2018	8,046	↑
Variance since March 2017	4.8%	↑



ACTIVITY

Cumulative percentage of contracted UDA delivered 2017 & 2018



Month	Adjusted Scheduled Activity (UDA)	
	2017	2018
April	1,552	660
May	3,469	2,589
June	5,132	3,802
July	7,100	6,220
August	8,920	7,736
September	10,925	9,109
October	12,952	11,184
November	14,653	13,283
December	16,729	15,002
January	18,516	16,879
February	20,355	19,127
March	22,413	21,866
April	23,143	22,614
May	23,132	22,603
June	23,131	22,597

QUALITY

	Quantity	Base Number	Contract	AT	Region	England
% of FP17s for the same patient ID Re-attending within 3 months - Children	146	2,351	6.2%	9.1%	11.5%	11.9%
% of FP17s for the same patient ID Re-attending within 3 months - Adults	569	9,160	6.2%	13.5%	15.9%	16.0%
% of FP17s for the same patient ID Re-attending between 3 & 9 months - Children	1,631	2,351	69.4%	61.7%	60.6%	58.3%
% of FP17s for the same patient ID Re-attending between 3 & 9 months - Adults	5,864	9,160	64.0%	51.8%	51.6%	50.3%
% of FP17s for Band 1 Urgent Courses	226	11,480	2.0%	8.1%	9.5%	9.1%
% of FP17s Relating to Free Repair or Replacements	97	11,480	0.8%	0.7%	0.7%	0.8%
% of FP17s Relating to Continuations	46	11,480	0.4%	1.0%	1.0%	1.0%
% of Patients satisfied with the dentistry they have received	55	58	94.8%	92.8%	92.0%	91.5%
% of Patients satisfied with the time they had to wait for an appointment	55	58	94.8%	88.4%	88.1%	87.9%

* This is based on patients treated on this contract for their most recent course of treatment. Figures in italics indicate the base number of FP17s or Patient Questionnaire responses are less than 100. N/A is shown where the base number of responses is less than 10 during the period. % is calculated as Quantity/Base number*100

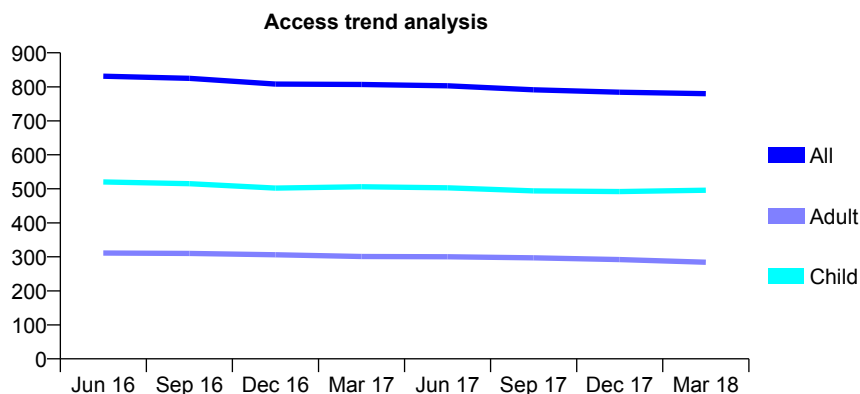
Q64 - Vital Signs At a Glance Contract Report for 909335/0001 - Year end March 2018

Name or company name	MR MD MILNTHORPE
Contract type name	GDS Contract
Purpose of contract	General
Contract start date	01/04/2006
Contract end date	

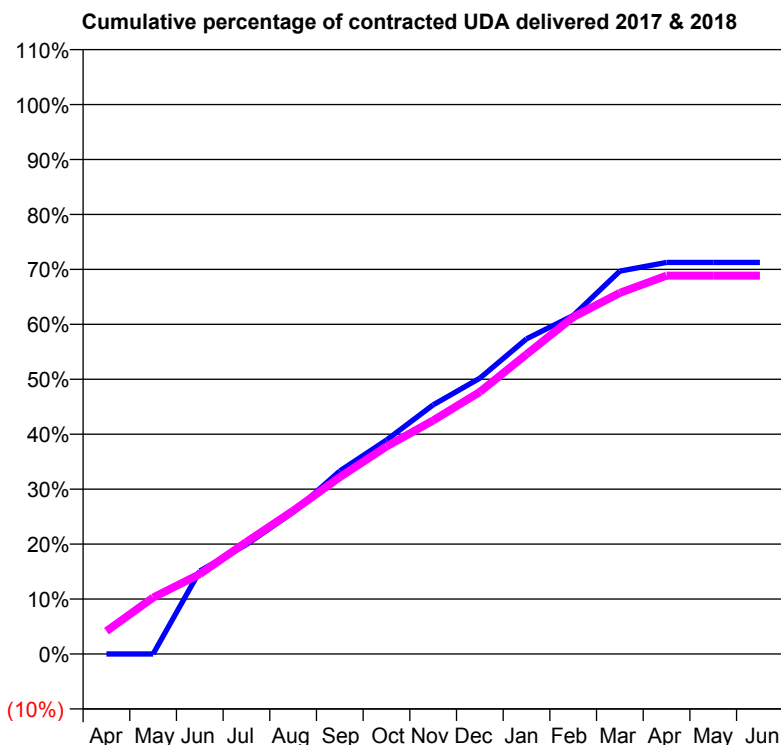
17/18 Contracted general activity (UDA)	2,100
Carry forward general activity (UDA)	0
17/18 Contracted orthodontic activity (UOA)	0
Carry forward orthodontic activity (UOA)	0
Baseline contract value	£45,804.66

ACCESS*

Patients seen in 24 months	Total	Change since previous quarter
Quarter ending March 2017	807	
Quarter ending June 2017	803	→
Quarter ending September 2017	791	↓
Quarter ending December 2017	784	→
Quarter ending March 2018	780	→
Variance since March 2017	(3.3%)	↓



ACTIVITY



Month	Adjusted Scheduled Activity (UDA)	
	2017	2018
April	0	87
May	0	216
June	317	305
July	418	428
August	542	548
September	700	676
October	818	793
November	952	892
December	1,054	1,002
January	1,205	1,145
February	1,294	1,288
March	1,463	1,380
April	1,496	1,446
May	1,496	1,446
June	1,496	1,446

QUALITY

	Quantity	Base Number	Contract	AT	Region	England
% of FP17s for the same patient ID Re-attending within 3 months - Children	30	801	3.7%	9.1%	11.5%	11.9%
% of FP17s for the same patient ID Re-attending within 3 months - Adults	17	250	6.8%	13.5%	15.9%	16.0%
% of FP17s for the same patient ID Re-attending between 3 & 9 months - Children	554	801	69.2%	61.7%	60.6%	58.3%
% of FP17s for the same patient ID Re-attending between 3 & 9 months - Adults	119	250	47.6%	51.8%	51.6%	50.3%
% of FP17s for Band 1 Urgent Courses	35	1,079	3.2%	8.1%	9.5%	9.1%
% of FP17s Relating to Free Repair or Replacements	0	1,079	0.0%	0.7%	0.7%	0.8%
% of FP17s Relating to Continuations	0	1,079	0.0%	1.0%	1.0%	1.0%
% of Patients satisfied with the dentistry they have received	0	0	N/A	92.8%	92.0%	91.5%
% of Patients satisfied with the time they had to wait for an appointment	0	0	N/A	88.4%	88.1%	87.9%

* This is based on patients treated on this contract for their most recent course of treatment. Figures in italics indicate the base number of FP17s or Patient Questionnaire responses are less than 100. N/A is shown where the base number of responses is less than 10 during the period. % is calculated as Quantity/Base number*100

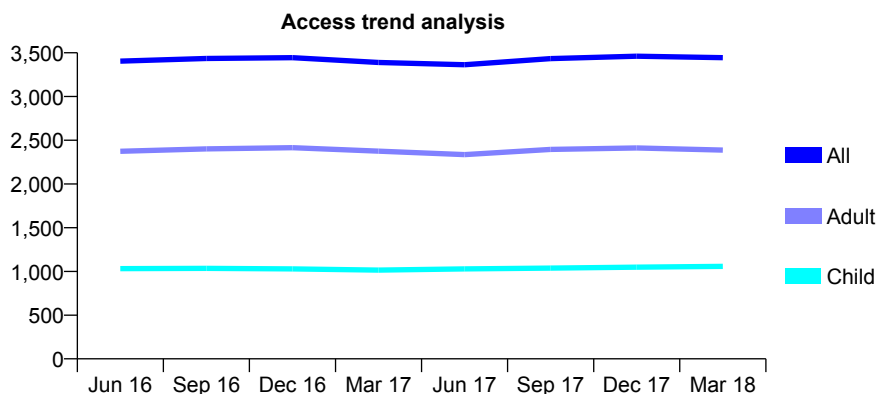
Q64 - Vital Signs At a Glance Contract Report for 911402/0001 - Year end March 2018

Name or company name	MR CP MACPHERSON
Contract type name	GDS Contract
Purpose of contract	General
Contract start date	01/04/2006
Contract end date	

17/18 Contracted general activity (UDA)	10,642
Carry forward general activity (UDA)	-113
17/18 Contracted orthodontic activity (UOA)	0
Carry forward orthodontic activity (UOA)	0
Baseline contract value	£291,402.87

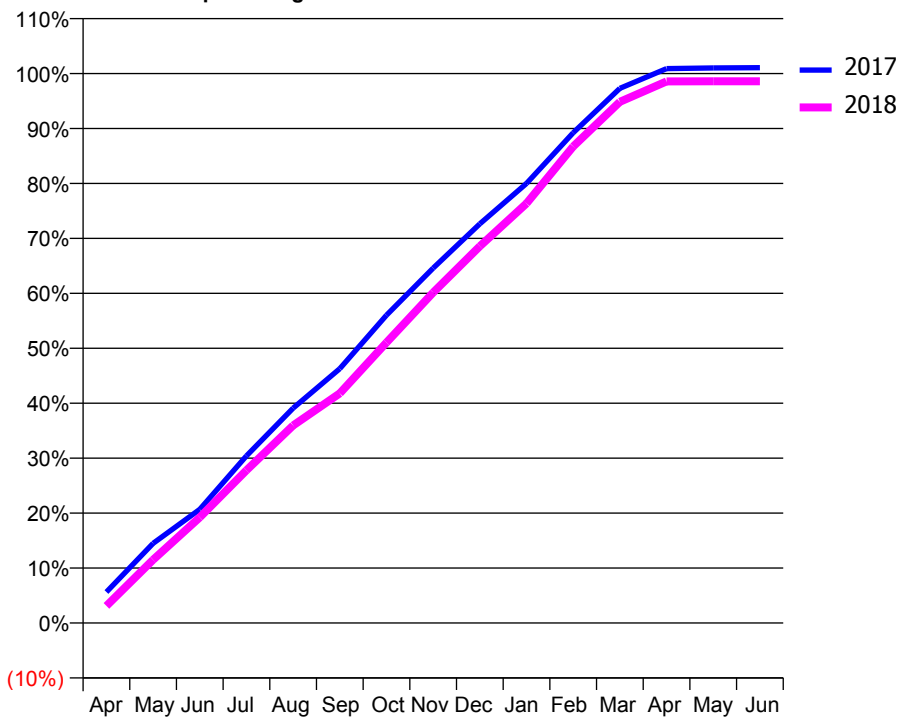
ACCESS*

Patients seen in 24 months	Total	Change since previous quarter
Quarter ending March 2017	3,390	
Quarter ending June 2017	3,364	→
Quarter ending September 2017	3,433	↑
Quarter ending December 2017	3,461	→
Quarter ending March 2018	3,444	→
Variance since March 2017	1.6%	→



ACTIVITY

Cumulative percentage of contracted UDA delivered 2017 & 2018



Adjusted Scheduled Activity (UDA)

Month	2017	2018
April	602	333
May	1,543	1,224
June	2,202	2,047
July	3,237	2,959
August	4,161	3,825
September	4,926	4,450
October	5,962	5,433
November	6,874	6,401
December	7,731	7,296
January	8,513	8,125
February	9,495	9,229
March	10,353	10,094
April	10,737	10,488
May	10,751	10,491
June	10,755	10,492

QUALITY

	Quantity	Base Number	Contract	AT	Region	England
% of FP17s for the same patient ID Re-attending within 3 months - Children	137	1,739	7.9%	9.1%	11.5%	11.9%
% of FP17s for the same patient ID Re-attending within 3 months - Adults	506	3,626	14.0%	13.5%	15.9%	16.0%
% of FP17s for the same patient ID Re-attending between 3 & 9 months - Children	1,168	1,739	67.2%	61.7%	60.6%	58.3%
% of FP17s for the same patient ID Re-attending between 3 & 9 months - Adults	2,326	3,626	64.1%	51.8%	51.6%	50.3%
% of FP17s for Band 1 Urgent Courses	293	5,325	5.5%	8.1%	9.5%	9.1%
% of FP17s Relating to Free Repair or Replacements	31	5,325	0.6%	0.7%	0.7%	0.8%
% of FP17s Relating to Continuations	35	5,325	0.7%	1.0%	1.0%	1.0%
% of Patients satisfied with the dentistry they have received	6	6	N/A	92.8%	92.0%	91.5%
% of Patients satisfied with the time they had to wait for an appointment	6	6	N/A	88.4%	88.1%	87.9%

* This is based on patients treated on this contract for their most recent course of treatment. Figures in italics indicate the base number of FP17s or Patient Questionnaire responses are less than 100. N/A is shown where the base number of responses is less than 10 during the period. % is calculated as Quantity/Base number*100

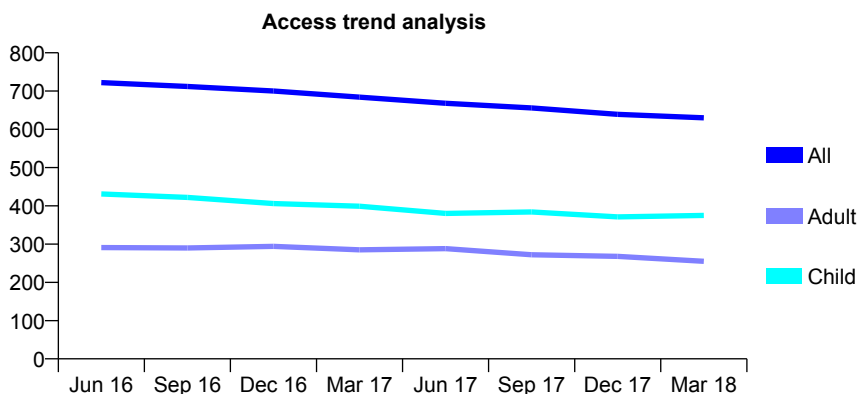
Q64 - Vital Signs At a Glance Contract Report for 912018/0002 - Year end March 2018

Name or company name	MR JC MOORE
Contract type name	GDS Contract
Purpose of contract	General
Contract start date	01/04/2006
Contract end date	

17/18 Contracted general activity (UDA)	1,882
Carry forward general activity (UDA)	0
17/18 Contracted orthodontic activity (UOA)	0
Carry forward orthodontic activity (UOA)	0
Baseline contract value	£40,034.81

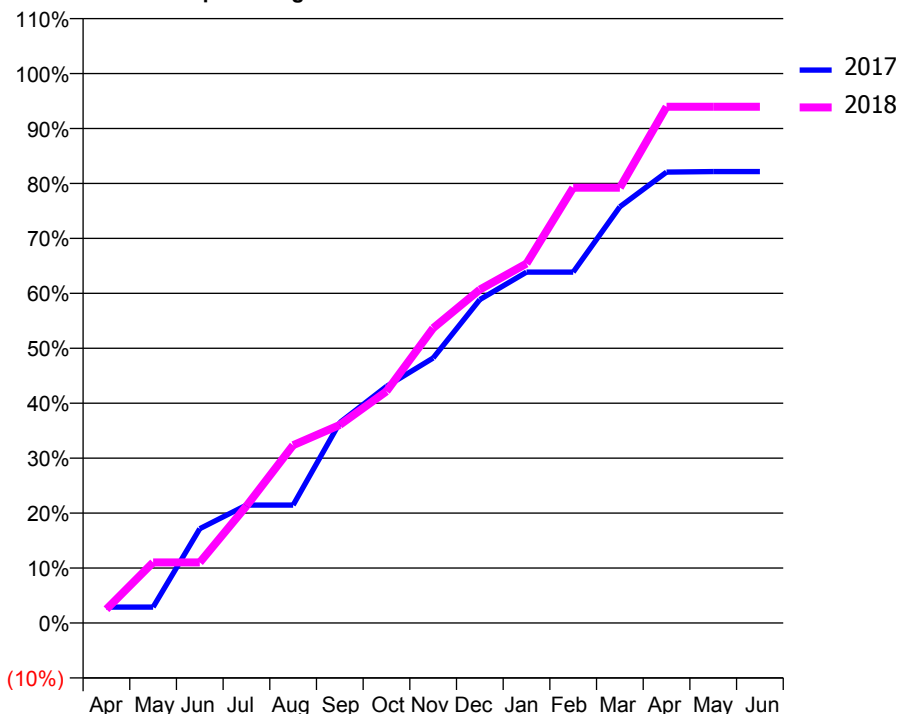
ACCESS*

Patients seen in 24 months	Total	Change since previous quarter
Quarter ending March 2017	684	
Quarter ending June 2017	668	↓
Quarter ending September 2017	656	↓
Quarter ending December 2017	639	↓
Quarter ending March 2018	630	↓
Variance since March 2017	(7.9%)	↓



ACTIVITY

Cumulative percentage of contracted UDA delivered 2017 & 2018



Month	Adjusted Scheduled Activity (UDA)	
	2017	2018
April	54	47
May	54	208
June	323	208
July	404	401
August	404	609
September	687	678
October	811	794
November	908	1,010
December	1,108	1,142
January	1,202	1,231
February	1,202	1,491
March	1,426	1,491
April	1,544	1,768
May	1,546	1,768
June	1,546	1,768

QUALITY

	Quantity	Base Number	Contract	AT	Region	England
% of FP17s for the same patient ID Re-attending within 3 months - Children	49	593	8.3%	9.1%	11.5%	11.9%
% of FP17s for the same patient ID Re-attending within 3 months - Adults	68	332	20.5%	13.5%	15.9%	16.0%
% of FP17s for the same patient ID Re-attending between 3 & 9 months - Children	383	593	64.6%	61.7%	60.6%	58.3%
% of FP17s for the same patient ID Re-attending between 3 & 9 months - Adults	179	332	53.9%	51.8%	51.6%	50.3%
% of FP17s for Band 1 Urgent Courses	26	1,005	2.6%	8.1%	9.5%	9.1%
% of FP17s Relating to Free Repair or Replacements	0	1,005	0.0%	0.7%	0.7%	0.8%
% of FP17s Relating to Continuations	0	1,005	0.0%	1.0%	1.0%	1.0%
% of Patients satisfied with the dentistry they have received	0	0	N/A	92.8%	92.0%	91.5%
% of Patients satisfied with the time they had to wait for an appointment	0	0	N/A	88.4%	88.1%	87.9%

* This is based on patients treated on this contract for their most recent course of treatment. Figures in italics indicate the base number of FP17s or Patient Questionnaire responses are less than 100. N/A is shown where the base number of responses is less than 10 during the period. % is calculated as Quantity/Base number*100

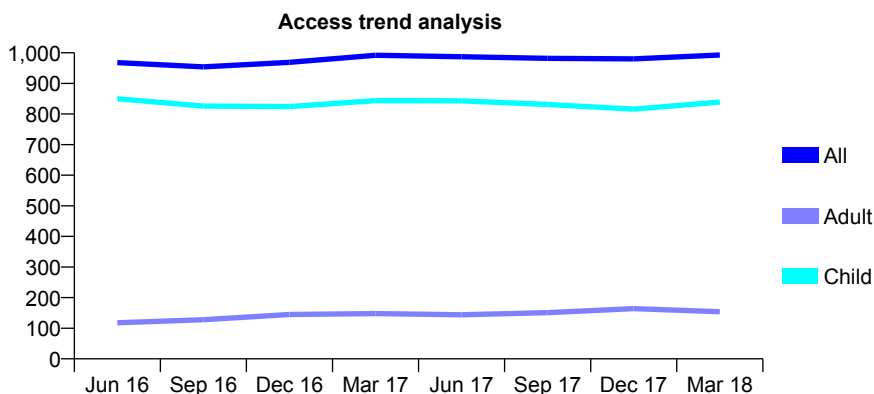
Q64 - Vital Signs At a Glance Contract Report for 914312/0001 - Year end March 2018

Name or company name	MR IP SPEECHLEY
Contract type name	GDS Contract
Purpose of contract	General
Contract start date	01/04/2006
Contract end date	

17/18 Contracted general activity (UDA)	2,200
Carry forward general activity (UDA)	42
17/18 Contracted orthodontic activity (UOA)	0
Carry forward orthodontic activity (UOA)	0
Baseline contract value	£49,750.61

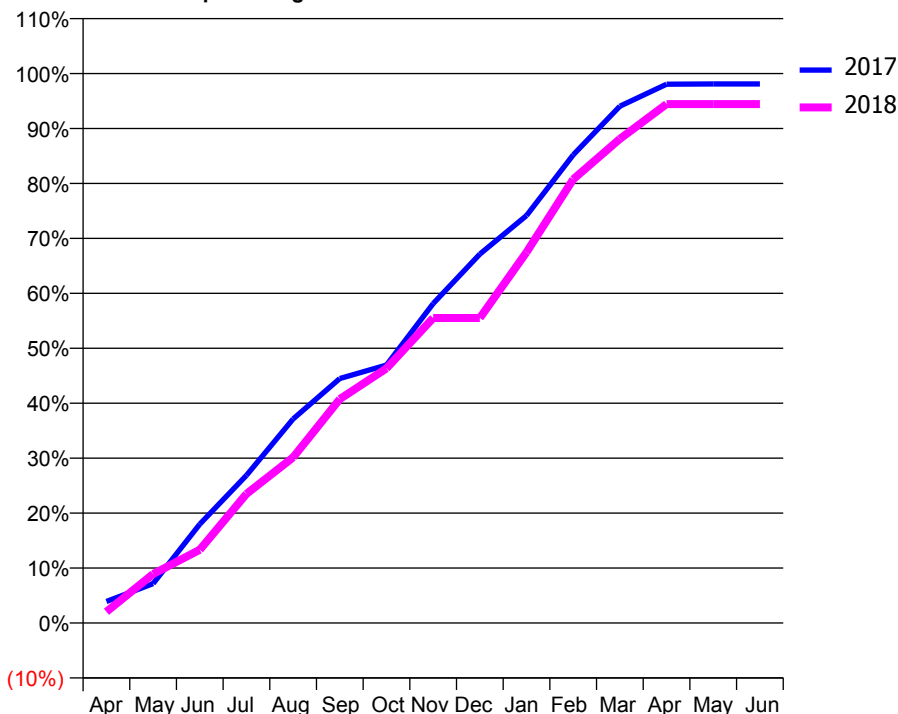
ACCESS*

Patients seen in 24 months	Total	Change since previous quarter
Quarter ending March 2017	992	
Quarter ending June 2017	987	→
Quarter ending September 2017	982	→
Quarter ending December 2017	980	→
Quarter ending March 2018	993	→
Variance since March 2017	0.1%	→



ACTIVITY

Cumulative percentage of contracted UDA delivered 2017 & 2018



Adjusted Scheduled Activity (UDA)

Month	2017	2018
April	86	45
May	158	196
June	396	293
July	591	517
August	817	663
September	979	896
October	1,033	1,019
November	1,279	1,221
December	1,477	1,221
January	1,631	1,484
February	1,874	1,776
March	2,069	1,938
April	2,157	2,077
May	2,158	2,077
June	2,158	2,077

QUALITY

	Quantity	Base Number	Contract	AT	Region	England
% of FP17s for the same patient ID Re-attending within 3 months - Children	74	1,246	5.9%	9.1%	11.5%	11.9%
% of FP17s for the same patient ID Re-attending within 3 months - Adults	1	70	1.4%	13.5%	15.9%	16.0%
% of FP17s for the same patient ID Re-attending between 3 & 9 months - Children	811	1,246	65.1%	61.7%	60.6%	58.3%
% of FP17s for the same patient ID Re-attending between 3 & 9 months - Adults	58	70	82.9%	51.8%	51.6%	50.3%
% of FP17s for Band 1 Urgent Courses	2	1,339	0.1%	8.1%	9.5%	9.1%
% of FP17s Relating to Free Repair or Replacements	0	1,339	0.0%	0.7%	0.7%	0.8%
% of FP17s Relating to Continuations	0	1,339	0.0%	1.0%	1.0%	1.0%
% of Patients satisfied with the dentistry they have received	5	5	N/A	92.8%	92.0%	91.5%
% of Patients satisfied with the time they had to wait for an appointment	4	5	N/A	88.4%	88.1%	87.9%

* This is based on patients treated on this contract for their most recent course of treatment. Figures in italics indicate the base number of FP17s or Patient Questionnaire responses are less than 100. N/A is shown where the base number of responses is less than 10 during the period. % is calculated as Quantity/Base number*100

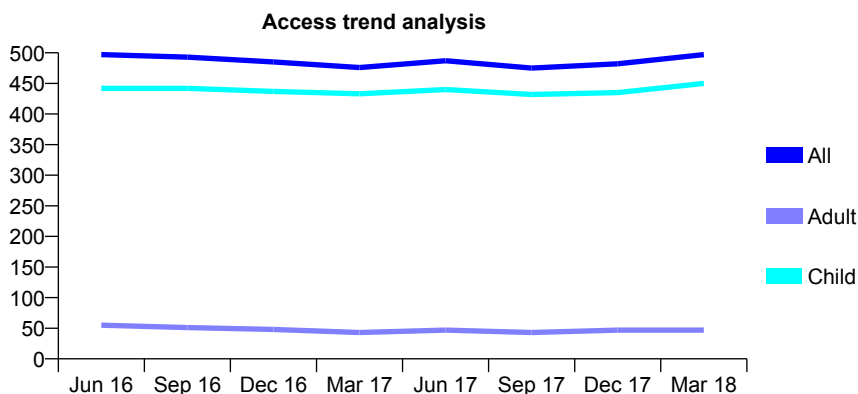
Q64 - Vital Signs At a Glance Contract Report for 914843/0001 - Year end March 2018

Name or company name	MR RM BAKER
Contract type name	GDS Contract
Purpose of contract	General
Contract start date	01/04/2006
Contract end date	

17/18 Contracted general activity (UDA)	1,036
Carry forward general activity (UDA)	0
17/18 Contracted orthodontic activity (UOA)	0
Carry forward orthodontic activity (UOA)	0
Baseline contract value	£27,566.14

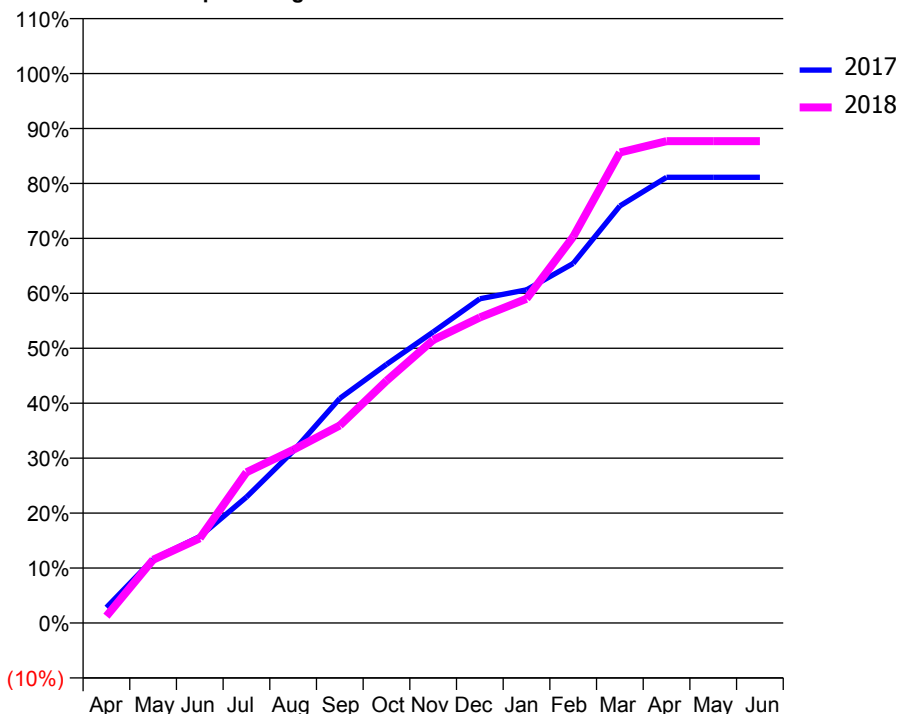
ACCESS*

Patients seen in 24 months	Total	Change since previous quarter
Quarter ending March 2017	476	
Quarter ending June 2017	487	↑
Quarter ending September 2017	475	↓
Quarter ending December 2017	482	→
Quarter ending March 2018	497	↑
Variance since March 2017	4.4%	↑



ACTIVITY

Cumulative percentage of contracted UDA delivered 2017 & 2018



Adjusted Scheduled Activity (UDA)

Month	2017	2018
April	29	13
May	120	119
June	163	160
July	237	284
August	324	326
September	424	372
October	488	457
November	549	534
December	611	576
January	628	611
February	678	728
March	786	887
April	840	908
May	840	908
June	840	908

QUALITY

	Quantity	Base Number	Contract	AT	Region	England
% of FP17s for the same patient ID Re-attending within 3 months - Children	47	647	7.3%	9.1%	11.5%	11.9%
% of FP17s for the same patient ID Re-attending within 3 months - Adults	1	14	7.1%	13.5%	15.9%	16.0%
% of FP17s for the same patient ID Re-attending between 3 & 9 months - Children	278	647	43.0%	61.7%	60.6%	58.3%
% of FP17s for the same patient ID Re-attending between 3 & 9 months - Adults	4	14	28.6%	51.8%	51.6%	50.3%
% of FP17s for Band 1 Urgent Courses	12	644	1.9%	8.1%	9.5%	9.1%
% of FP17s Relating to Free Repair or Replacements	0	644	0.0%	0.7%	0.7%	0.8%
% of FP17s Relating to Continuations	14	644	2.2%	1.0%	1.0%	1.0%
% of Patients satisfied with the dentistry they have received	0	0	N/A	92.8%	92.0%	91.5%
% of Patients satisfied with the time they had to wait for an appointment	0	0	N/A	88.4%	88.1%	87.9%

* This is based on patients treated on this contract for their most recent course of treatment. Figures in italics indicate the base number of FP17s or Patient Questionnaire responses are less than 100. N/A is shown where the base number of responses is less than 10 during the period. % is calculated as Quantity/Base number*100

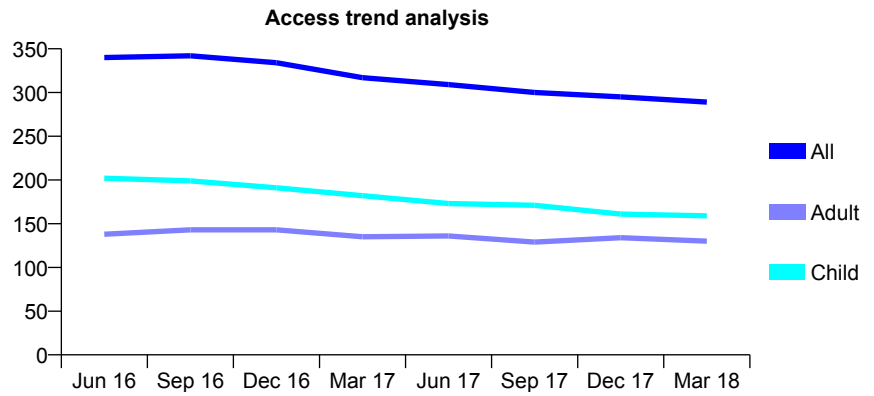
Q64 - Vital Signs At a Glance Contract Report for 915203/0001 - Year end March 2018

Name or company name	MISS SL WATT
Contract type name	GDS Contract
Purpose of contract	General
Contract start date	01/04/2006
Contract end date	

17/18 Contracted general activity (UDA)	790
Carry forward general activity (UDA)	0
17/18 Contracted orthodontic activity (UOA)	0
Carry forward orthodontic activity (UOA)	0
Baseline contract value	£16,886.54

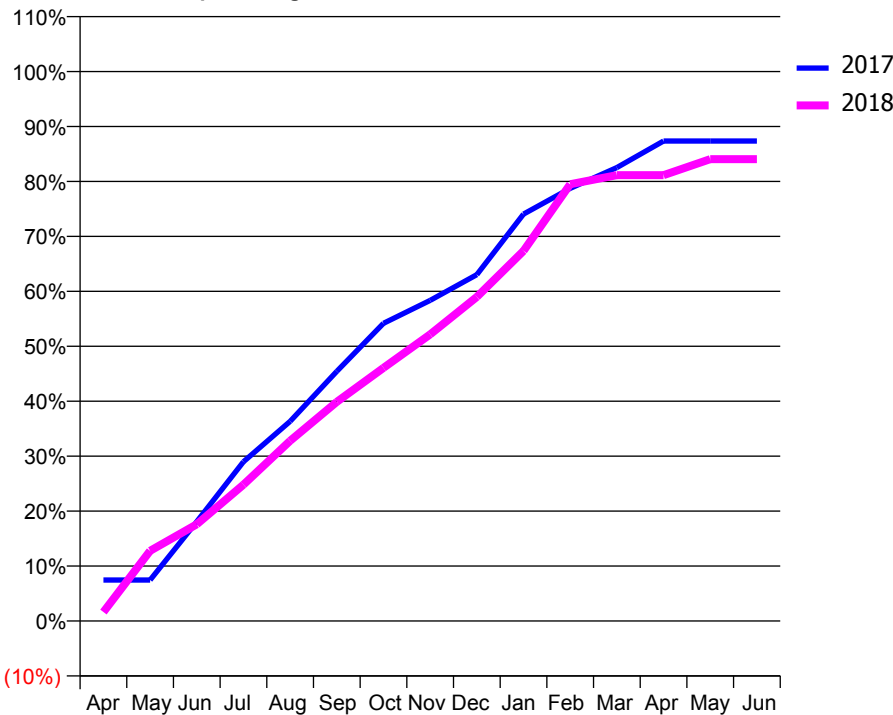
ACCESS*

Patients seen in 24 months	Total	Change since previous quarter
Quarter ending March 2017	317	
Quarter ending June 2017	309	↓
Quarter ending September 2017	300	↓
Quarter ending December 2017	295	↓
Quarter ending March 2018	289	↓
Variance since March 2017	(8.8%)	↓



ACTIVITY

Cumulative percentage of contracted UDA delivered 2017 & 2018



Month	Adjusted Scheduled Activity (UDA)	
	2017	2018
April	59	13
May	59	101
June	143	139
July	229	196
August	287	259
September	359	315
October	428	364
November	461	412
December	498	466
January	585	532
February	622	628
March	652	641
April	690	641
May	690	664
June	690	664

QUALITY

	Quantity	Base Number	Contract	AT	Region	England
% of FP17s for the same patient ID Re-attending within 3 months - Children	18	290	6.2%	9.1%	11.5%	11.9%
% of FP17s for the same patient ID Re-attending within 3 months - Adults	9	143	6.3%	13.5%	15.9%	16.0%
% of FP17s for the same patient ID Re-attending between 3 & 9 months - Children	215	290	74.1%	61.7%	60.6%	58.3%
% of FP17s for the same patient ID Re-attending between 3 & 9 months - Adults	88	143	61.5%	51.8%	51.6%	50.3%
% of FP17s for Band 1 Urgent Courses	0	423	0.0%	8.1%	9.5%	9.1%
% of FP17s Relating to Free Repair or Replacements	0	423	0.0%	0.7%	0.7%	0.8%
% of FP17s Relating to Continuations	11	423	2.6%	1.0%	1.0%	1.0%
% of Patients satisfied with the dentistry they have received	0	0	N/A	92.8%	92.0%	91.5%
% of Patients satisfied with the time they had to wait for an appointment	0	0	N/A	88.4%	88.1%	87.9%

* This is based on patients treated on this contract for their most recent course of treatment. Figures in italics indicate the base number of FP17s or Patient Questionnaire responses are less than 100. N/A is shown where the base number of responses is less than 10 during the period. % is calculated as Quantity/Base number*100

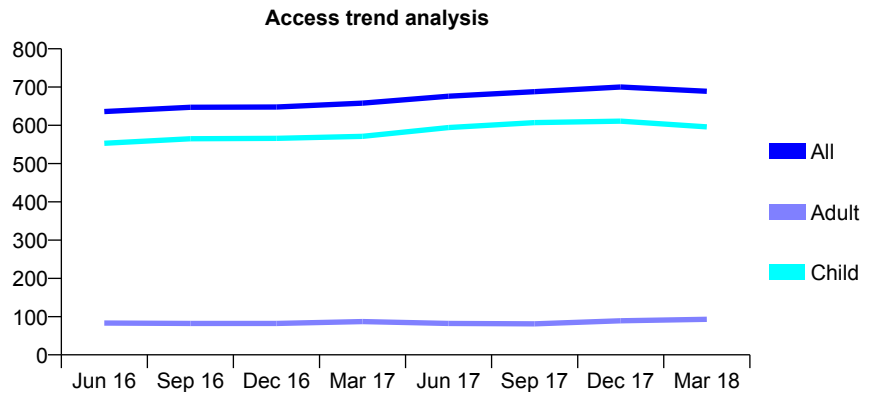
Q64 - Vital Signs At a Glance Contract Report for 917532/0001 - Year end March 2018

Name or company name	MR RD SWINSON
Contract type name	GDS Contract
Purpose of contract	General
Contract start date	01/04/2006
Contract end date	

17/18 Contracted general activity (UDA)	1,450
Carry forward general activity (UDA)	0
17/18 Contracted orthodontic activity (UOA)	0
Carry forward orthodontic activity (UOA)	0
Baseline contract value	£33,729.45

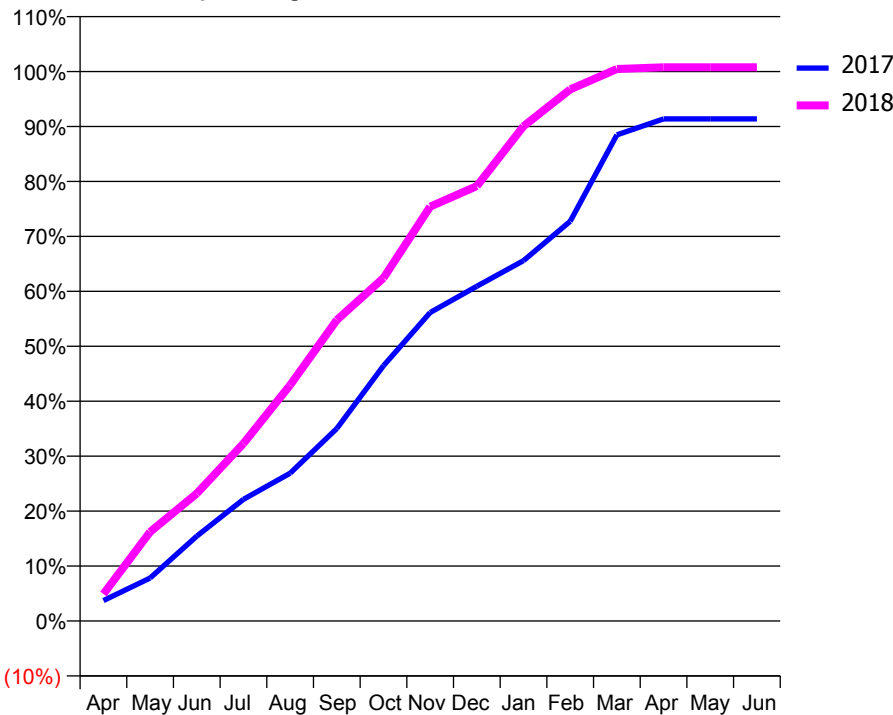
ACCESS*

Patients seen in 24 months	Total	Change since previous quarter
Quarter ending March 2017	658	
Quarter ending June 2017	676	↑
Quarter ending September 2017	688	→
Quarter ending December 2017	700	→
Quarter ending March 2018	689	↓
Variance since March 2017	4.7%	↑



ACTIVITY

Cumulative percentage of contracted UDA delivered 2017 & 2018



Month	Adjusted Scheduled Activity (UDA)	
	2017	2018
April	54	71
May	114	235
June	224	336
July	321	468
August	390	623
September	508	794
October	674	905
November	814	1,094
December	883	1,148
January	951	1,306
February	1,055	1,403
March	1,283	1,457
April	1,325	1,461
May	1,325	1,461
June	1,325	1,461

QUALITY

	Quantity	Base Number	Contract	AT	Region	England
% of FP17s for the same patient ID Re-attending within 3 months - Children	64	1,006	6.4%	9.1%	11.5%	11.9%
% of FP17s for the same patient ID Re-attending within 3 months - Adults	0	35	0.0%	13.5%	15.9%	16.0%
% of FP17s for the same patient ID Re-attending between 3 & 9 months - Children	701	1,006	69.7%	61.7%	60.6%	58.3%
% of FP17s for the same patient ID Re-attending between 3 & 9 months - Adults	28	35	80.0%	51.8%	51.6%	50.3%
% of FP17s for Band 1 Urgent Courses	25	1,015	2.5%	8.1%	9.5%	9.1%
% of FP17s Relating to Free Repair or Replacements	0	1,015	0.0%	0.7%	0.7%	0.8%
% of FP17s Relating to Continuations	0	1,015	0.0%	1.0%	1.0%	1.0%
% of Patients satisfied with the dentistry they have received	0	0	N/A	92.8%	92.0%	91.5%
% of Patients satisfied with the time they had to wait for an appointment	0	0	N/A	88.4%	88.1%	87.9%

* This is based on patients treated on this contract for their most recent course of treatment. Figures in italics indicate the base number of FP17s or Patient Questionnaire responses are less than 100. N/A is shown where the base number of responses is less than 10 during the period. % is calculated as Quantity/Base number*100

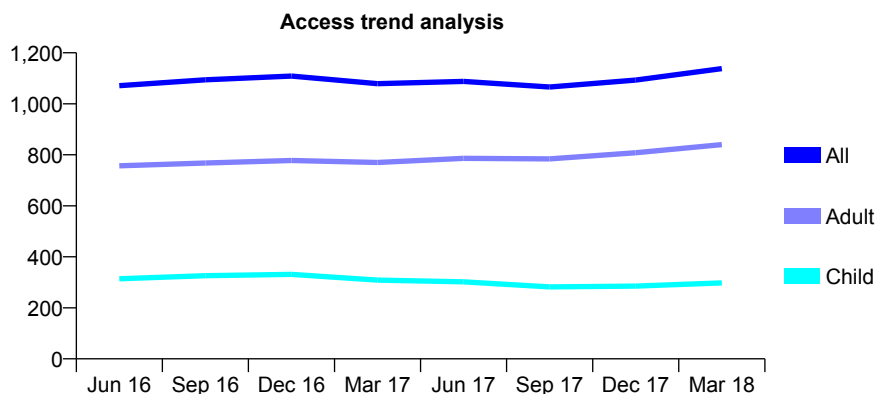
Q64 - Vital Signs At a Glance Contract Report for 917591/0001 - Year end March 2018

Name or company name	MISS JE TIDMARSH
Contract type name	GDS Contract
Purpose of contract	General
Contract start date	01/04/2006
Contract end date	

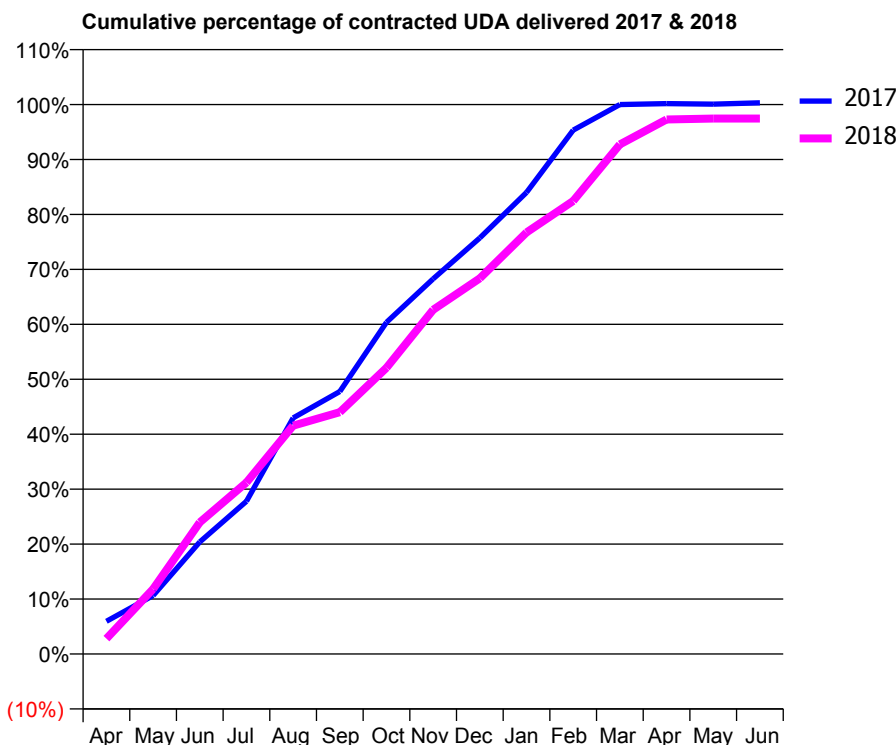
17/18 Contracted general activity (UDA)	1,190
Carry forward general activity (UDA)	-4
17/18 Contracted orthodontic activity (UOA)	0
Carry forward orthodontic activity (UOA)	0
Baseline contract value	£28,438.30

ACCESS*

Patients seen in 24 months	Total	Change since previous quarter
Quarter ending March 2017	1,079	
Quarter ending June 2017	1,088	→
Quarter ending September 2017	1,066	↓
Quarter ending December 2017	1,093	↑
Quarter ending March 2018	1,138	↑
Variance since March 2017	5.5%	↑



ACTIVITY



Month	Adjusted Scheduled Activity (UDA)	
	2017	2018
April	71	33
May	127	141
June	243	285
July	331	372
August	511	494
September	568	524
October	718	620
November	813	745
December	901	814
January	1,000	913
February	1,134	981
March	1,190	1,104
April	1,192	1,158
May	1,191	1,160
June	1,194	1,160

QUALITY

	Quantity	Base Number	Contract	AT	Region	England
% of FP17s for the same patient ID Re-attending within 3 months - Children	21	405	5.2%	9.1%	11.5%	11.9%
% of FP17s for the same patient ID Re-attending within 3 months - Adults	141	1,125	12.5%	13.5%	15.9%	16.0%
% of FP17s for the same patient ID Re-attending between 3 & 9 months - Children	206	405	50.9%	61.7%	60.6%	58.3%
% of FP17s for the same patient ID Re-attending between 3 & 9 months - Adults	588	1,125	52.3%	51.8%	51.6%	50.3%
% of FP17s for Band 1 Urgent Courses	53	671	7.9%	8.1%	9.5%	9.1%
% of FP17s Relating to Free Repair or Replacements	4	671	0.6%	0.7%	0.7%	0.8%
% of FP17s Relating to Continuations	2	671	0.3%	1.0%	1.0%	1.0%
% of Patients satisfied with the dentistry they have received	1	2	N/A	92.8%	92.0%	91.5%
% of Patients satisfied with the time they had to wait for an appointment	1	2	N/A	88.4%	88.1%	87.9%

* This is based on patients treated on this contract for their most recent course of treatment. Figures in italics indicate the base number of FP17s or Patient Questionnaire responses are less than 100. N/A is shown where the base number of responses is less than 10 during the period. % is calculated as Quantity/Base number*100

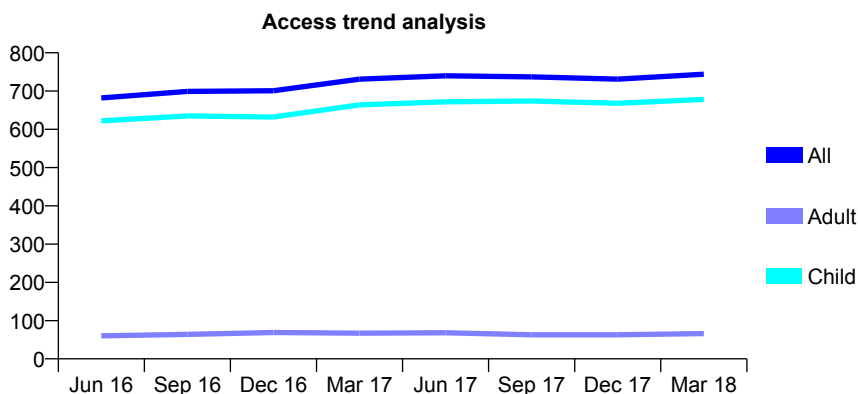
Q64 - Vital Signs At a Glance Contract Report for 917869/0001 - Year end March 2018

Name or company name	MR PM MCVEIGH
Contract type name	GDS Contract
Purpose of contract	General
Contract start date	01/04/2006
Contract end date	

17/18 Contracted general activity (UDA)	2,100
Carry forward general activity (UDA)	66
17/18 Contracted orthodontic activity (UOA)	0
Carry forward orthodontic activity (UOA)	0
Baseline contract value	£43,803.33

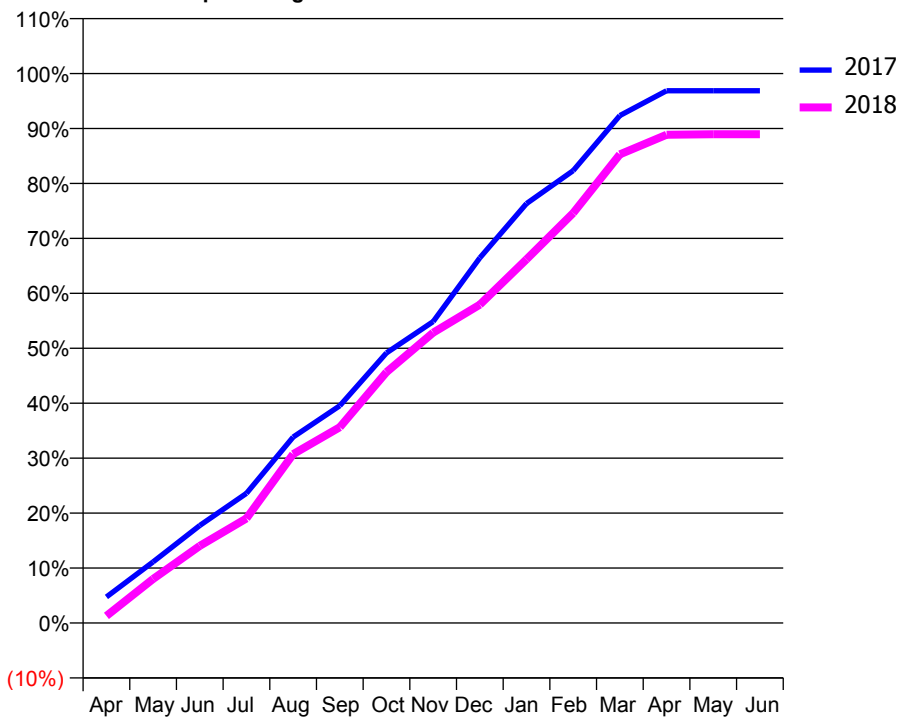
ACCESS*

Patients seen in 24 months	Total	Change since previous quarter
Quarter ending March 2017	731	
Quarter ending June 2017	740	→
Quarter ending September 2017	737	→
Quarter ending December 2017	731	→
Quarter ending March 2018	744	→
Variance since March 2017	1.8%	→



ACTIVITY

Cumulative percentage of contracted UDA delivered 2017 & 2018



Month	Adjusted Scheduled Activity (UDA)	
	2017	2018
April	100	27
May	233	168
June	373	295
July	496	400
August	711	645
September	830	748
October	1,032	959
November	1,152	1,110
December	1,395	1,217
January	1,603	1,390
February	1,729	1,567
March	1,939	1,791
April	2,034	1,866
May	2,034	1,868
June	2,034	1,868

QUALITY

	Quantity	Base Number	Contract	AT	Region	England
% of FP17s for the same patient ID Re-attending within 3 months - Children	60	1,186	5.1%	9.1%	11.5%	11.9%
% of FP17s for the same patient ID Re-attending within 3 months - Adults	0	0	N/A	13.5%	15.9%	16.0%
% of FP17s for the same patient ID Re-attending between 3 & 9 months - Children	866	1,186	73.0%	61.7%	60.6%	58.3%
% of FP17s for the same patient ID Re-attending between 3 & 9 months - Adults	0	0	N/A	51.8%	51.6%	50.3%
% of FP17s for Band 1 Urgent Courses	40	1,164	3.4%	8.1%	9.5%	9.1%
% of FP17s Relating to Free Repair or Replacements	0	1,164	0.0%	0.7%	0.7%	0.8%
% of FP17s Relating to Continuations	0	1,164	0.0%	1.0%	1.0%	1.0%
% of Patients satisfied with the dentistry they have received	0	0	N/A	92.8%	92.0%	91.5%
% of Patients satisfied with the time they had to wait for an appointment	0	0	N/A	88.4%	88.1%	87.9%

* This is based on patients treated on this contract for their most recent course of treatment. Figures in italics indicate the base number of FP17s or Patient Questionnaire responses are less than 100. N/A is shown where the base number of responses is less than 10 during the period. % is calculated as Quantity/Base number*100

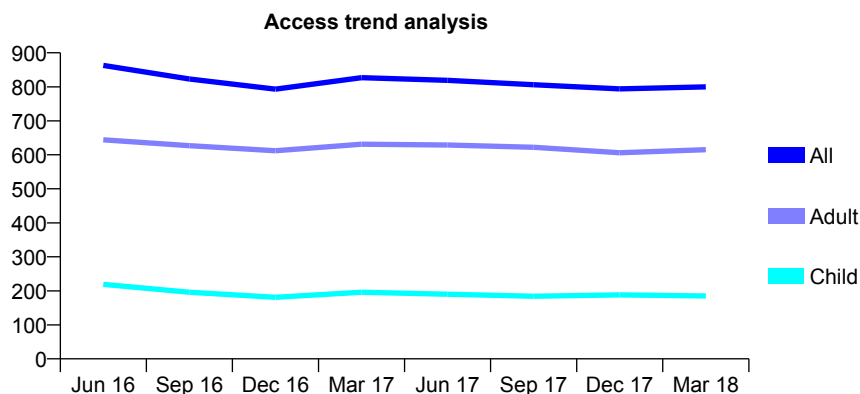
Q64 - Vital Signs At a Glance Contract Report for 918636/0001 - Year end March 2018

Name or company name	MR KH GEORGE
Contract type name	GDS Contract
Purpose of contract	General
Contract start date	01/04/2006
Contract end date	

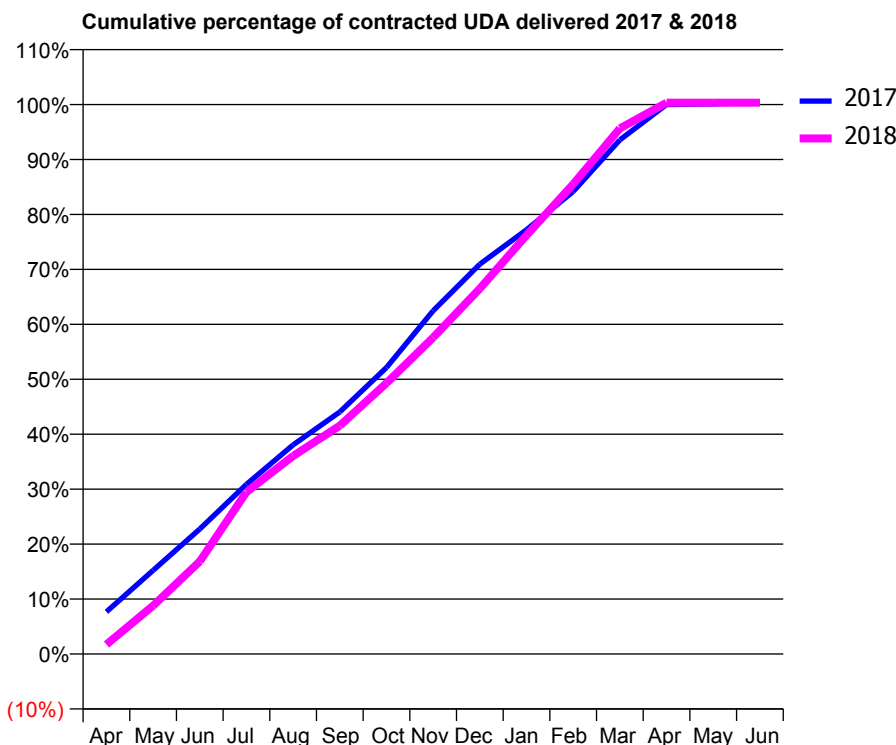
17/18 Contracted general activity (UDA)	2,646
Carry forward general activity (UDA)	-9
17/18 Contracted orthodontic activity (UOA)	0
Carry forward orthodontic activity (UOA)	0
Baseline contract value	£62,118.34

ACCESS*

Patients seen in 24 months	Total	Change since previous quarter
Quarter ending March 2017	827	
Quarter ending June 2017	819	→
Quarter ending September 2017	806	↓
Quarter ending December 2017	794	↓
Quarter ending March 2018	800	→
Variance since March 2017	(3.3%)	↓



ACTIVITY



Month	Adjusted Scheduled Activity (UDA)	
	2017	2018
April	203	46
May	403	233
June	602	446
July	817	780
August	1,007	954
September	1,166	1,099
October	1,380	1,305
November	1,653	1,524
December	1,877	1,760
January	2,043	2,017
February	2,227	2,263
March	2,475	2,531
April	2,646	2,655
May	2,649	2,655
June	2,655	2,655

QUALITY

	Quantity	Base Number	Contract	AT	Region	England
% of FP17s for the same patient ID Re-attending within 3 months - Children	35	323	10.8%	9.1%	11.5%	11.9%
% of FP17s for the same patient ID Re-attending within 3 months - Adults	220	1,026	21.4%	13.5%	15.9%	16.0%
% of FP17s for the same patient ID Re-attending between 3 & 9 months - Children	171	323	52.9%	61.7%	60.6%	58.3%
% of FP17s for the same patient ID Re-attending between 3 & 9 months - Adults	510	1,026	49.7%	51.8%	51.6%	50.3%
% of FP17s for Band 1 Urgent Courses	130	1,318	9.9%	8.1%	9.5%	9.1%
% of FP17s Relating to Free Repair or Replacements	8	1,318	0.6%	0.7%	0.7%	0.8%
% of FP17s Relating to Continuations	14	1,318	1.1%	1.0%	1.0%	1.0%
% of Patients satisfied with the dentistry they have received	4	4	N/A	92.8%	92.0%	91.5%
% of Patients satisfied with the time they had to wait for an appointment	4	4	N/A	88.4%	88.1%	87.9%

* This is based on patients treated on this contract for their most recent course of treatment. Figures in italics indicate the base number of FP17s or Patient Questionnaire responses are less than 100. N/A is shown where the base number of responses is less than 10 during the period. % is calculated as Quantity/Base number*100

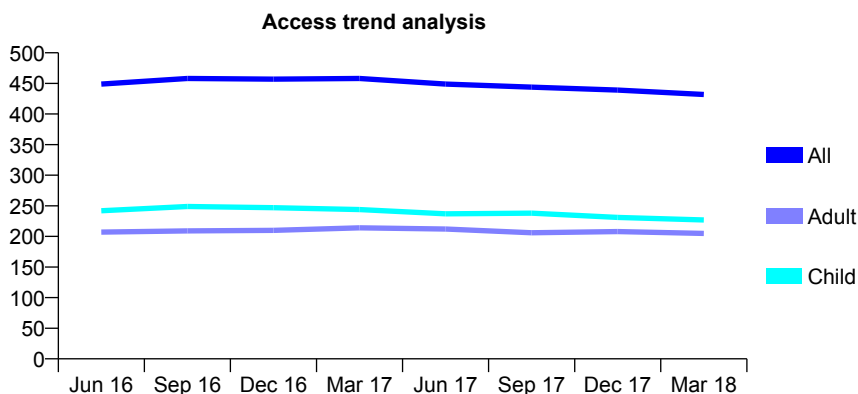
Q64 - Vital Signs At a Glance Contract Report for 919748/0001 - Year end March 2018

Name or company name	MR RJ SMILLIE
Contract type name	GDS Contract
Purpose of contract	General
Contract start date	01/04/2006
Contract end date	

17/18 Contracted general activity (UDA)	2,240
Carry forward general activity (UDA)	0
17/18 Contracted orthodontic activity (UOA)	0
Carry forward orthodontic activity (UOA)	0
Baseline contract value	£52,858.72

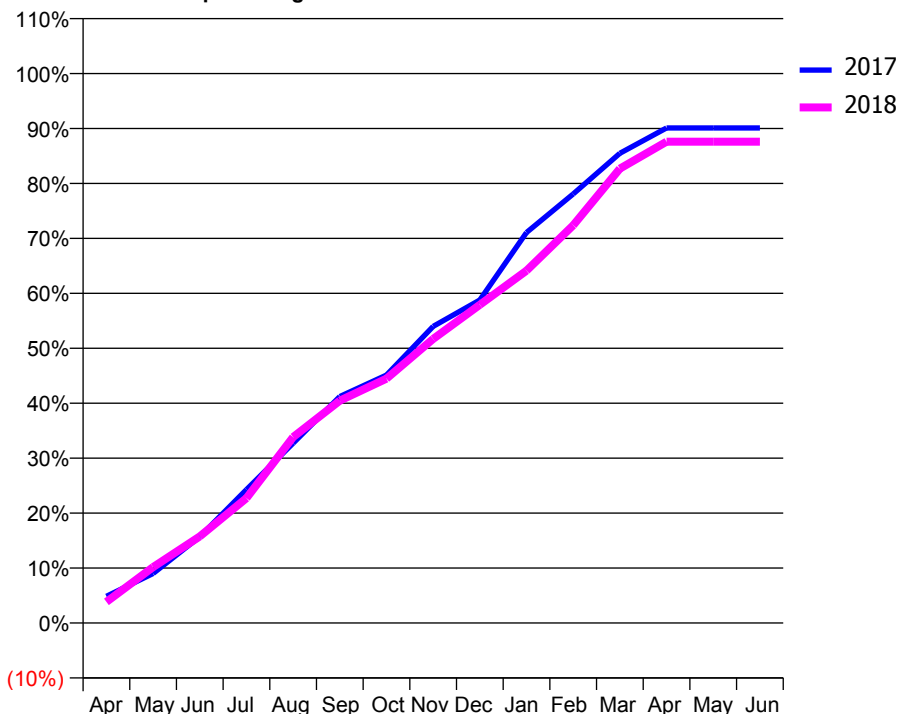
ACCESS*

Patients seen in 24 months	Total	Change since previous quarter
Quarter ending March 2017	458	
Quarter ending June 2017	449	↓
Quarter ending September 2017	444	↓
Quarter ending December 2017	439	↓
Quarter ending March 2018	432	↓
Variance since March 2017	(5.7%)	↓



ACTIVITY

Cumulative percentage of contracted UDA delivered 2017 & 2018



Month	Adjusted Scheduled Activity (UDA)	
	2017	2018
April	109	86
May	202	228
June	352	353
July	544	509
August	733	758
September	923	906
October	1,011	996
November	1,209	1,158
December	1,317	1,297
January	1,592	1,436
February	1,749	1,621
March	1,915	1,852
April	2,018	1,962
May	2,018	1,962
June	2,018	1,962

QUALITY

	Quantity	Base Number	Contract	AT	Region	England
% of FP17s for the same patient ID Re-attending within 3 months - Children	28	429	6.5%	9.1%	11.5%	11.9%
% of FP17s for the same patient ID Re-attending within 3 months - Adults	71	324	21.9%	13.5%	15.9%	16.0%
% of FP17s for the same patient ID Re-attending between 3 & 9 months - Children	299	429	69.7%	61.7%	60.6%	58.3%
% of FP17s for the same patient ID Re-attending between 3 & 9 months - Adults	190	324	58.6%	51.8%	51.6%	50.3%
% of FP17s for Band 1 Urgent Courses	1	757	0.1%	8.1%	9.5%	9.1%
% of FP17s Relating to Free Repair or Replacements	0	757	0.0%	0.7%	0.7%	0.8%
% of FP17s Relating to Continuations	0	757	0.0%	1.0%	1.0%	1.0%
% of Patients satisfied with the dentistry they have received	1	1	N/A	92.8%	92.0%	91.5%
% of Patients satisfied with the time they had to wait for an appointment	1	1	N/A	88.4%	88.1%	87.9%

* This is based on patients treated on this contract for their most recent course of treatment. Figures in italics indicate the base number of FP17s or Patient Questionnaire responses are less than 100. N/A is shown where the base number of responses is less than 10 during the period. % is calculated as Quantity/Base number*100

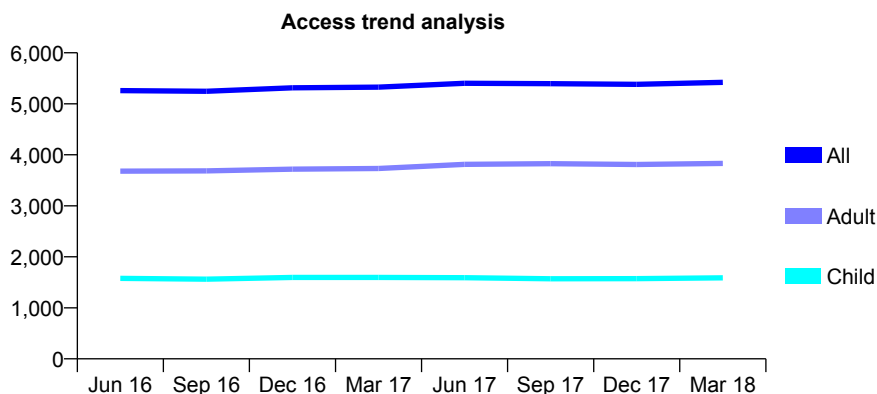
Q64 - Vital Signs At a Glance Contract Report for 921092/0001 - Year end March 2018

Name or company name	MR AM WILSON
Contract type name	GDS Contract
Purpose of contract	General
Contract start date	01/04/2006
Contract end date	

17/18 Contracted general activity (UDA)	12,500
Carry forward general activity (UDA)	0
17/18 Contracted orthodontic activity (UOA)	0
Carry forward orthodontic activity (UOA)	0
Baseline contract value	£299,007.42

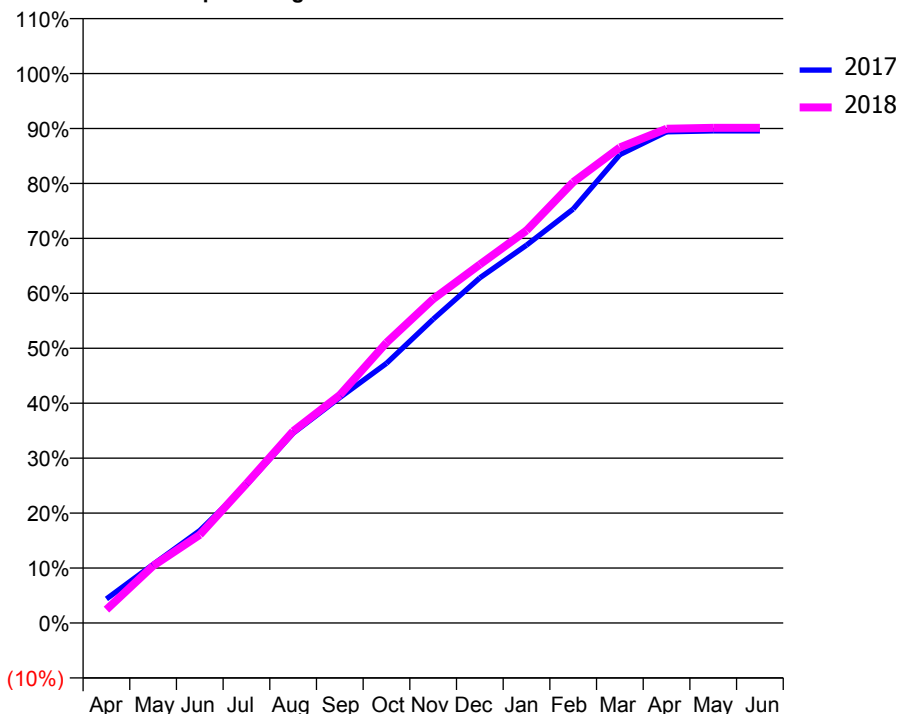
ACCESS*

Patients seen in 24 months	Total	Change since previous quarter
Quarter ending March 2017	5,327	
Quarter ending June 2017	5,403	→
Quarter ending September 2017	5,396	→
Quarter ending December 2017	5,382	→
Quarter ending March 2018	5,420	→
Variance since March 2017	1.7%	→



ACTIVITY

Cumulative percentage of contracted UDA delivered 2017 & 2018



Adjusted Scheduled Activity (UDA)

Month	2017	2018
April	547	304
May	1,334	1,301
June	2,103	2,007
July	3,140	3,170
August	4,317	4,364
September	5,129	5,184
October	5,906	6,378
November	6,913	7,370
December	7,852	8,156
January	8,594	8,930
February	9,418	10,029
March	10,654	10,820
April	11,173	11,243
May	11,195	11,263
June	11,196	11,265

QUALITY

	Quantity	Base Number	Contract	AT	Region	England
% of FP17s for the same patient ID Re-attending within 3 months - Children	167	2,459	6.8%	9.1%	11.5%	11.9%
% of FP17s for the same patient ID Re-attending within 3 months - Adults	850	5,725	14.8%	13.5%	15.9%	16.0%
% of FP17s for the same patient ID Re-attending between 3 & 9 months - Children	1,555	2,459	63.2%	61.7%	60.6%	58.3%
% of FP17s for the same patient ID Re-attending between 3 & 9 months - Adults	3,357	5,725	58.6%	51.8%	51.6%	50.3%
% of FP17s for Band 1 Urgent Courses	507	6,906	7.3%	8.1%	9.5%	9.1%
% of FP17s Relating to Free Repair or Replacements	48	6,906	0.7%	0.7%	0.7%	0.8%
% of FP17s Relating to Continuations	50	6,906	0.7%	1.0%	1.0%	1.0%
% of Patients satisfied with the dentistry they have received	7	8	N/A	92.8%	92.0%	91.5%
% of Patients satisfied with the time they had to wait for an appointment	7	8	N/A	88.4%	88.1%	87.9%

* This is based on patients treated on this contract for their most recent course of treatment. Figures in italics indicate the base number of FP17s or Patient Questionnaire responses are less than 100. N/A is shown where the base number of responses is less than 10 during the period. % is calculated as Quantity/Base number*100

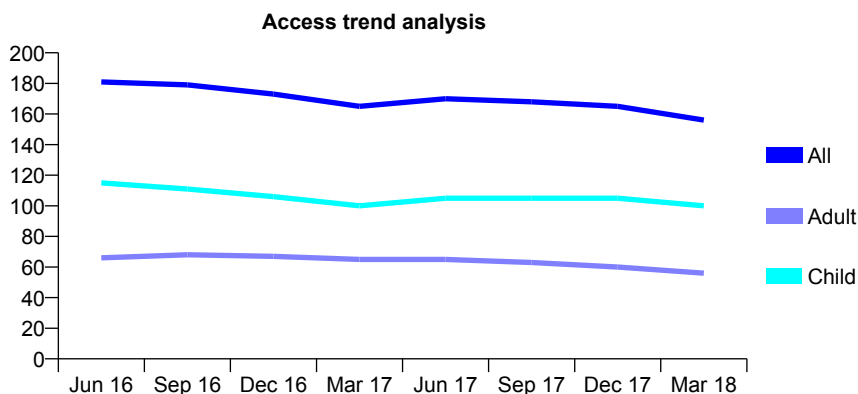
Q64 - Vital Signs At a Glance Contract Report for 923257/0002 - Year end March 2018

Name or company name	MISS LD BREEZE
Contract type name	GDS Contract
Purpose of contract	General
Contract start date	08/05/2007
Contract end date	

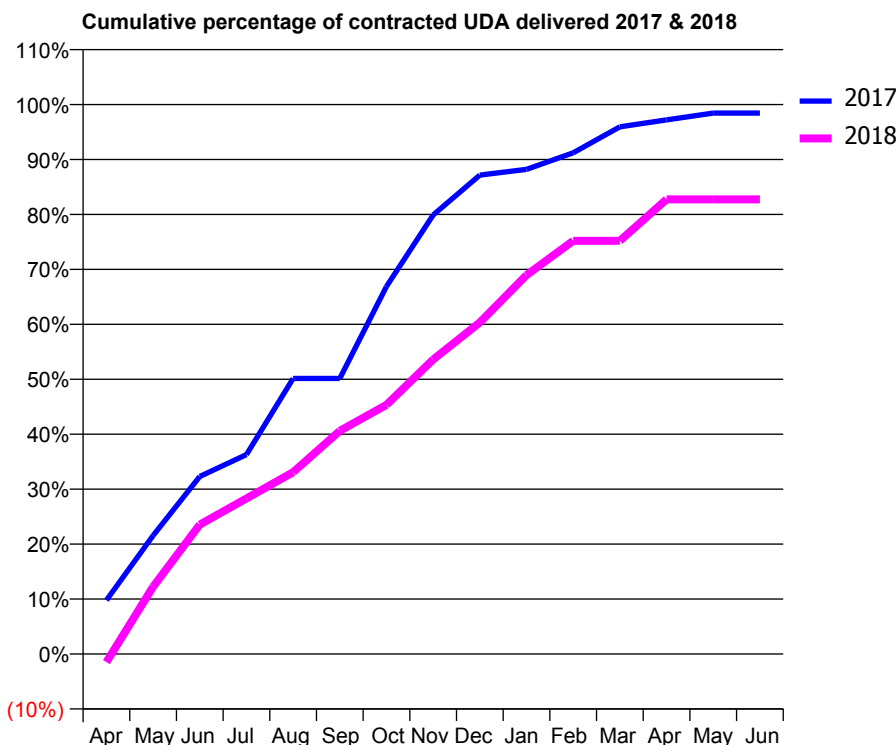
17/18 Contracted general activity (UDA)	400
Carry forward general activity (UDA)	6
17/18 Contracted orthodontic activity (UOA)	0
Carry forward orthodontic activity (UOA)	0
Baseline contract value	£11,377.26

ACCESS*

Patients seen in 24 months	Total	Change since previous quarter
Quarter ending March 2017	165	
Quarter ending June 2017	170	↑
Quarter ending September 2017	168	↓
Quarter ending December 2017	165	↓
Quarter ending March 2018	156	↓
Variance since March 2017	(5.5%)	↓



ACTIVITY



Month	Adjusted Scheduled Activity (UDA)	
	2017	2018
April	39	-6
May	86	49
June	129	94
July	145	113
August	201	132
September	201	162
October	268	181
November	320	214
December	349	241
January	353	276
February	365	301
March	384	301
April	389	331
May	394	331
June	394	331

QUALITY

	Quantity	Base Number	Contract	AT	Region	England
% of FP17s for the same patient ID Re-attending within 3 months - Children	6	159	3.8%	9.1%	11.5%	11.9%
% of FP17s for the same patient ID Re-attending within 3 months - Adults	8	54	14.8%	13.5%	15.9%	16.0%
% of FP17s for the same patient ID Re-attending between 3 & 9 months - Children	95	159	59.7%	61.7%	60.6%	58.3%
% of FP17s for the same patient ID Re-attending between 3 & 9 months - Adults	29	54	53.7%	51.8%	51.6%	50.3%
% of FP17s for Band 1 Urgent Courses	5	240	2.1%	8.1%	9.5%	9.1%
% of FP17s Relating to Free Repair or Replacements	0	240	0.0%	0.7%	0.7%	0.8%
% of FP17s Relating to Continuations	0	240	0.0%	1.0%	1.0%	1.0%
% of Patients satisfied with the dentistry they have received	0	0	N/A	92.8%	92.0%	91.5%
% of Patients satisfied with the time they had to wait for an appointment	0	0	N/A	88.4%	88.1%	87.9%

* This is based on patients treated on this contract for their most recent course of treatment. Figures in italics indicate the base number of FP17s or Patient Questionnaire responses are less than 100. N/A is shown where the base number of responses is less than 10 during the period. % is calculated as Quantity/Base number*100

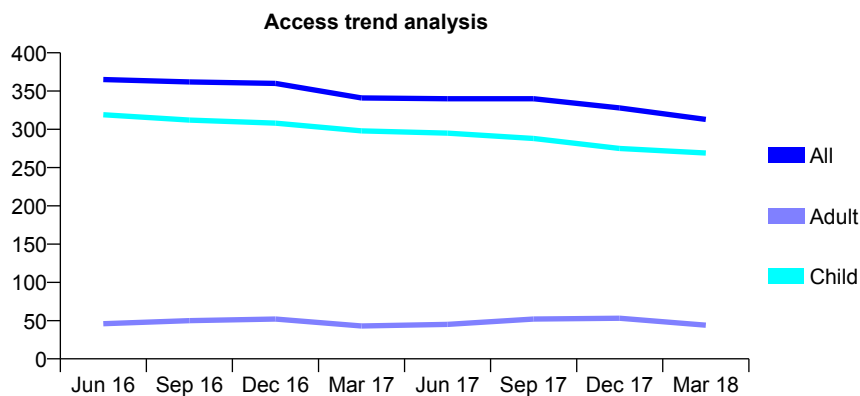
Q64 - Vital Signs At a Glance Contract Report for 933082/0001 - Year end March 2018

Name or company name	MR RJ ELSEY
Contract type name	GDS Contract
Purpose of contract	General
Contract start date	01/04/2006
Contract end date	

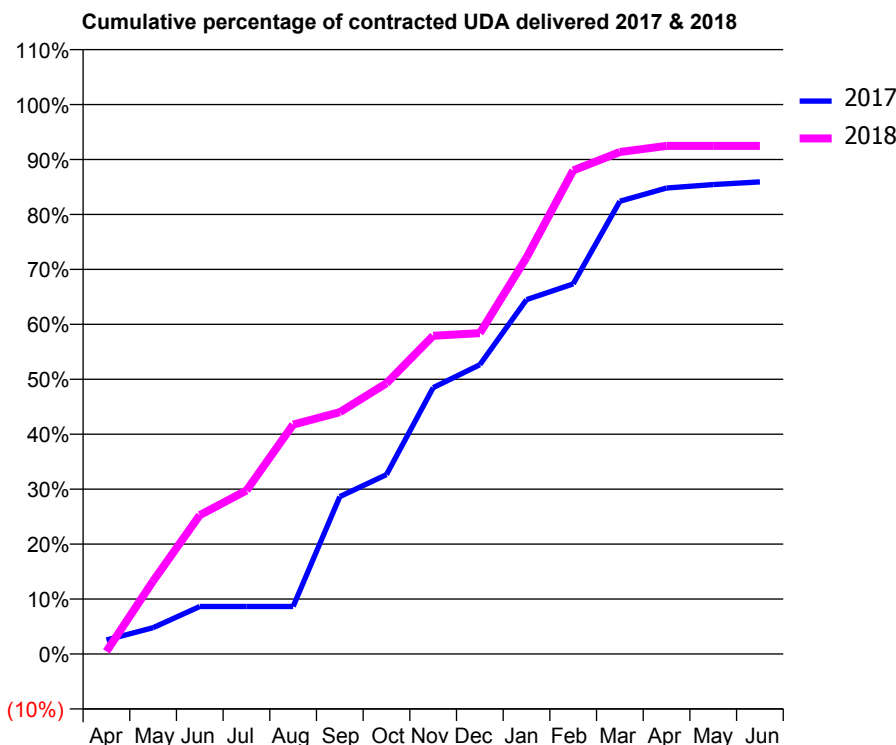
17/18 Contracted general activity (UDA)	625
Carry forward general activity (UDA)	0
17/18 Contracted orthodontic activity (UOA)	0
Carry forward orthodontic activity (UOA)	0
Baseline contract value	£14,119.28

ACCESS*

Patients seen in 24 months	Total	Change since previous quarter
Quarter ending March 2017	341	
Quarter ending June 2017	340	→
Quarter ending September 2017	340	→
Quarter ending December 2017	328	↓
Quarter ending March 2018	313	↓
Variance since March 2017	(8.2%)	↓



ACTIVITY



Month	Adjusted Scheduled Activity (UDA)	
	2017	2018
April	16	3
May	30	83
June	54	158
July	54	186
August	54	261
September	179	275
October	204	308
November	303	362
December	329	365
January	403	451
February	421	550
March	515	571
April	530	578
May	534	578
June	537	578

QUALITY

	Quantity	Base Number	Contract	AT	Region	England
% of FP17s for the same patient ID Re-attending within 3 months - Children	25	422	5.9%	9.1%	11.5%	11.9%
% of FP17s for the same patient ID Re-attending within 3 months - Adults	0	18	0.0%	13.5%	15.9%	16.0%
% of FP17s for the same patient ID Re-attending between 3 & 9 months - Children	271	422	64.2%	61.7%	60.6%	58.3%
% of FP17s for the same patient ID Re-attending between 3 & 9 months - Adults	10	18	55.6%	51.8%	51.6%	50.3%
% of FP17s for Band 1 Urgent Courses	0	434	0.0%	8.1%	9.5%	9.1%
% of FP17s Relating to Free Repair or Replacements	0	434	0.0%	0.7%	0.7%	0.8%
% of FP17s Relating to Continuations	0	434	0.0%	1.0%	1.0%	1.0%
% of Patients satisfied with the dentistry they have received	1	1	N/A	92.8%	92.0%	91.5%
% of Patients satisfied with the time they had to wait for an appointment	1	1	N/A	88.4%	88.1%	87.9%

* This is based on patients treated on this contract for their most recent course of treatment. Figures in italics indicate the base number of FP17s or Patient Questionnaire responses are less than 100. N/A is shown where the base number of responses is less than 10 during the period. % is calculated as Quantity/Base number*100

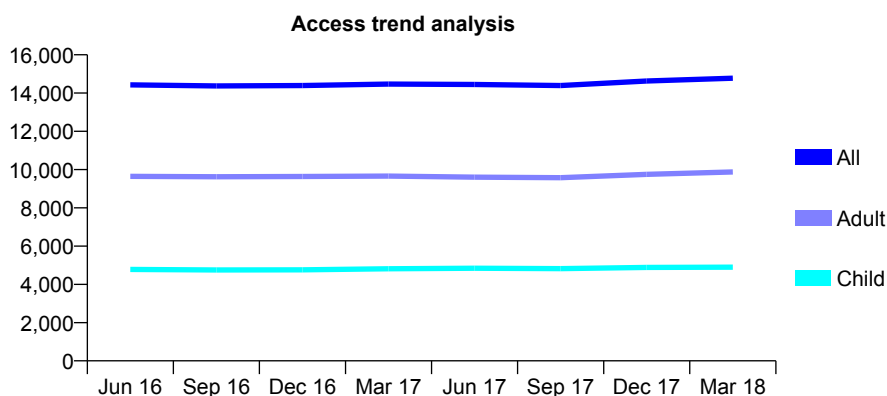
Q64 - Vital Signs At a Glance Contract Report for 936944/0001 - Year end March 2018

Name or company name	MRS S IRAVANI
Contract type name	GDS Contract
Purpose of contract	General
Contract start date	01/04/2006
Contract end date	

17/18 Contracted general activity (UDA)	37,752
Carry forward general activity (UDA)	158
17/18 Contracted orthodontic activity (UOA)	0
Carry forward orthodontic activity (UOA)	0
Baseline contract value	£1,050,554.99

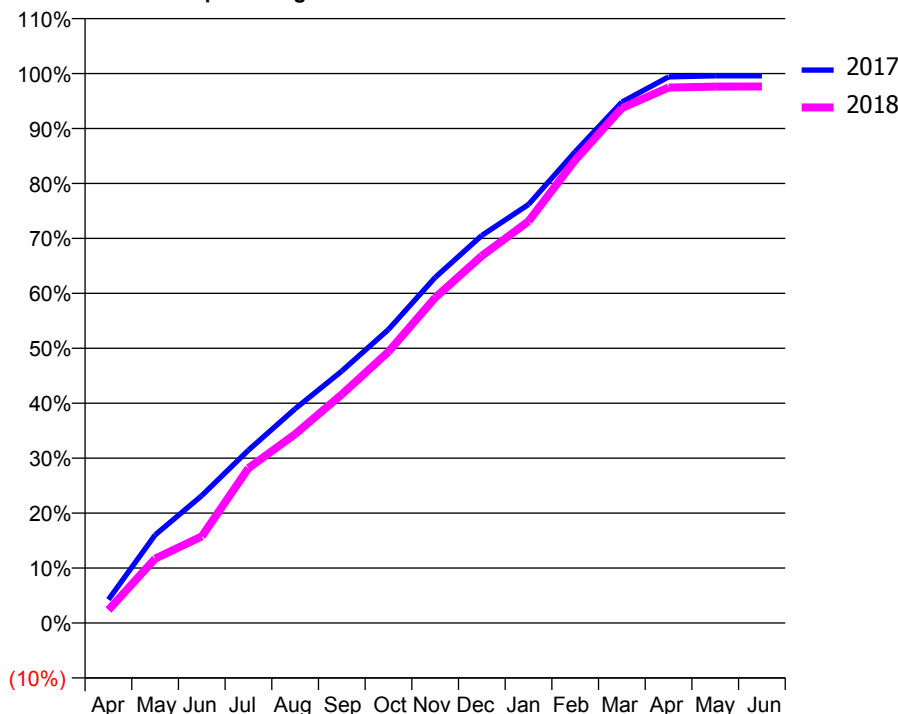
ACCESS*

Patients seen in 24 months	Total	Change since previous quarter
Quarter ending March 2017	14,472	
Quarter ending June 2017	14,446	→
Quarter ending September 2017	14,396	→
Quarter ending December 2017	14,630	→
Quarter ending March 2018	14,774	→
Variance since March 2017	2.1%	↑



ACTIVITY

Cumulative percentage of contracted UDA delivered 2017 & 2018



Adjusted Scheduled Activity (UDA)

Month	2017	2018
April	1,605	890
May	6,047	4,420
June	8,750	5,949
July	11,879	10,636
August	14,717	12,977
September	17,311	15,707
October	20,169	18,637
November	23,739	22,352
December	26,625	25,221
January	28,751	27,597
February	32,382	31,799
March	35,790	35,374
April	37,517	36,787
May	37,591	36,853
June	37,594	36,863

QUALITY

	Quantity	Base Number	Contract	AT	Region	England
% of FP17s for the same patient ID Re-attending within 3 months - Children	576	7,575	7.6%	9.1%	11.5%	11.9%
% of FP17s for the same patient ID Re-attending within 3 months - Adults	1,849	14,662	12.6%	13.5%	15.9%	16.0%
% of FP17s for the same patient ID Re-attending between 3 & 9 months - Children	4,913	7,575	64.9%	61.7%	60.6%	58.3%
% of FP17s for the same patient ID Re-attending between 3 & 9 months - Adults	9,112	14,662	62.1%	51.8%	51.6%	50.3%
% of FP17s for Band 1 Urgent Courses	1,583	22,133	7.2%	8.1%	9.5%	9.1%
% of FP17s Relating to Free Repair or Replacements	114	22,133	0.5%	0.7%	0.7%	0.8%
% of FP17s Relating to Continuations	387	22,133	1.7%	1.0%	1.0%	1.0%
% of Patients satisfied with the dentistry they have received	26	27	96.3%	92.8%	92.0%	91.5%
% of Patients satisfied with the time they had to wait for an appointment	26	27	96.3%	88.4%	88.1%	87.9%

* This is based on patients treated on this contract for their most recent course of treatment. Figures in italics indicate the base number of FP17s or Patient Questionnaire responses are less than 100. N/A is shown where the base number of responses is less than 10 during the period. % is calculated as Quantity/Base number*100

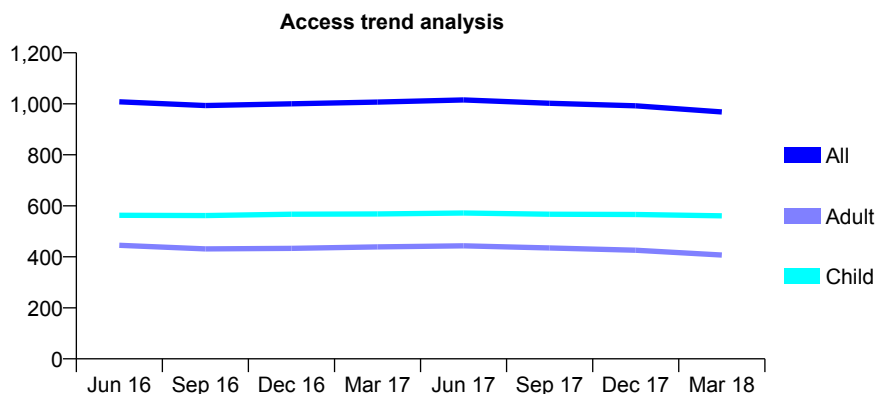
Q64 - Vital Signs At a Glance Contract Report for 944947/0001 - Year end March 2018

Name or company name	MR PA SHOEBRIDGE
Contract type name	GDS Contract
Purpose of contract	General
Contract start date	01/04/2006
Contract end date	

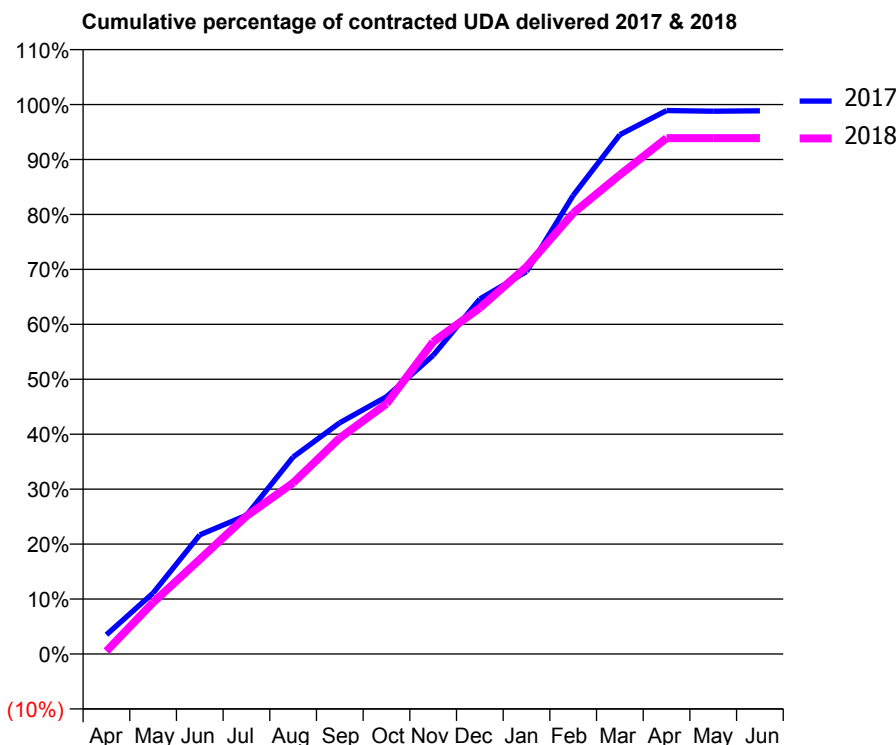
17/18 Contracted general activity (UDA)	2,703
Carry forward general activity (UDA)	31
17/18 Contracted orthodontic activity (UOA)	0
Carry forward orthodontic activity (UOA)	0
Baseline contract value	£60,316.36

ACCESS*

Patients seen in 24 months	Total	Change since previous quarter
Quarter ending March 2017	1,007	
Quarter ending June 2017	1,015	→
Quarter ending September 2017	1,002	↓
Quarter ending December 2017	992	→
Quarter ending March 2018	968	↓
Variance since March 2017	(3.9%)	↓



ACTIVITY



Month	Adjusted Scheduled Activity (UDA)	
	2017	2018
April	95	14
May	300	253
June	586	465
July	682	679
August	969	842
September	1,137	1,063
October	1,266	1,231
November	1,469	1,536
December	1,746	1,703
January	1,882	1,904
February	2,256	2,169
March	2,555	2,357
April	2,673	2,537
May	2,670	2,537
June	2,672	2,537

QUALITY

	Quantity	Base Number	Contract	AT	Region	England
% of FP17s for the same patient ID Re-attending within 3 months - Children	116	977	11.9%	9.1%	11.5%	11.9%
% of FP17s for the same patient ID Re-attending within 3 months - Adults	53	461	11.5%	13.5%	15.9%	16.0%
% of FP17s for the same patient ID Re-attending between 3 & 9 months - Children	619	977	63.4%	61.7%	60.6%	58.3%
% of FP17s for the same patient ID Re-attending between 3 & 9 months - Adults	239	461	51.8%	51.8%	51.6%	50.3%
% of FP17s for Band 1 Urgent Courses	74	1,476	5.0%	8.1%	9.5%	9.1%
% of FP17s Relating to Free Repair or Replacements	0	1,476	0.0%	0.7%	0.7%	0.8%
% of FP17s Relating to Continuations	2	1,476	0.1%	1.0%	1.0%	1.0%
% of Patients satisfied with the dentistry they have received	3	3	N/A	92.8%	92.0%	91.5%
% of Patients satisfied with the time they had to wait for an appointment	3	3	N/A	88.4%	88.1%	87.9%

* This is based on patients treated on this contract for their most recent course of treatment. Figures in italics indicate the base number of FP17s or Patient Questionnaire responses are less than 100. N/A is shown where the base number of responses is less than 10 during the period. % is calculated as Quantity/Base number*100

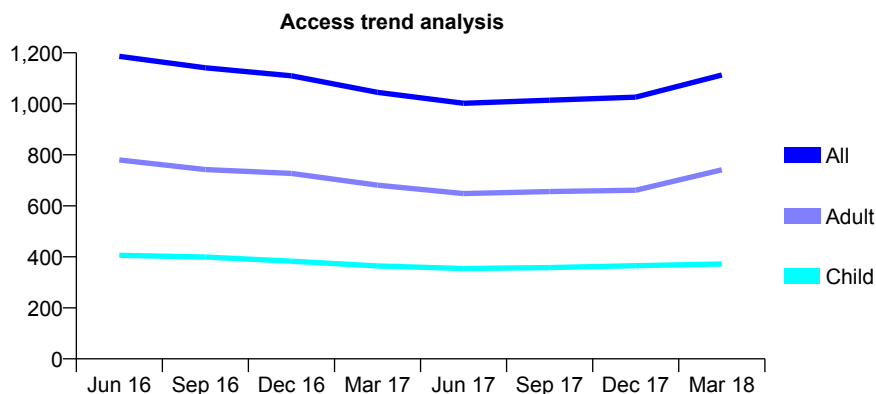
Q64 - Vital Signs At a Glance Contract Report for 963194/0001 - Year end March 2018

Name or company name	MR TO BAALACK
Contract type name	GDS Contract
Purpose of contract	General
Contract start date	22/12/2011
Contract end date	

17/18 Contracted general activity (UDA)	3,906
Carry forward general activity (UDA)	-11
17/18 Contracted orthodontic activity (UOA)	0
Carry forward orthodontic activity (UOA)	0
Baseline contract value	£101,314.56

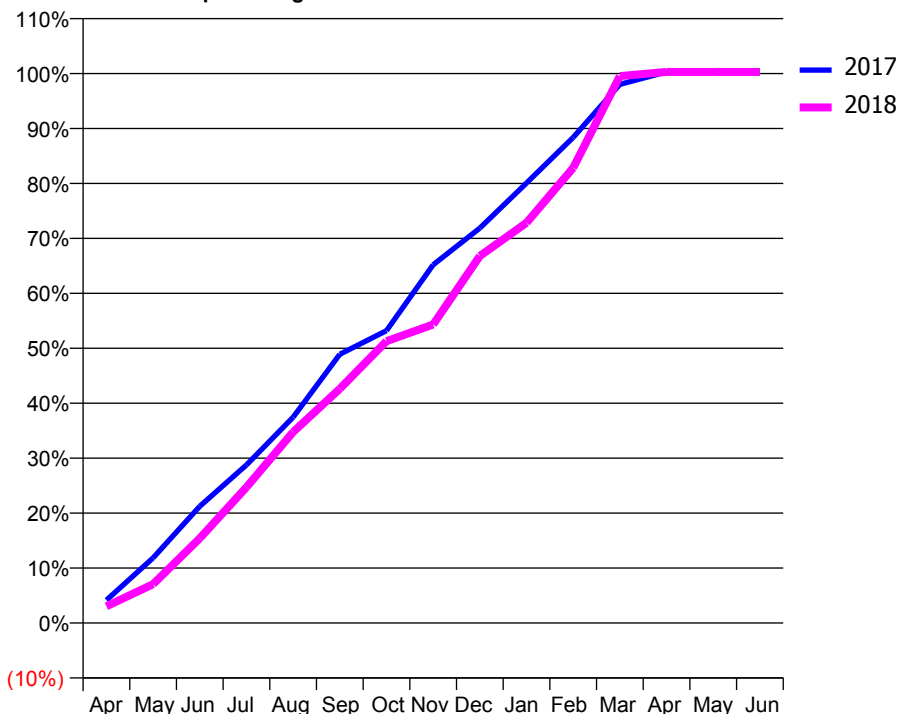
ACCESS*

Patients seen in 24 months	Total	Change since previous quarter
Quarter ending March 2017	1,045	
Quarter ending June 2017	1,002	↓
Quarter ending September 2017	1,014	→
Quarter ending December 2017	1,026	→
Quarter ending March 2018	1,113	↑
Variance since March 2017	6.5%	↑



ACTIVITY

Cumulative percentage of contracted UDA delivered 2017 & 2018



Month	Adjusted Scheduled Activity (UDA)	
	2017	2018
April	163	119
May	463	277
June	830	603
July	1,124	965
August	1,463	1,358
September	1,910	1,665
October	2,078	2,004
November	2,546	2,122
December	2,807	2,609
January	3,127	2,845
February	3,451	3,236
March	3,829	3,888
April	3,917	3,917
May	3,917	3,917
June	3,917	3,917

QUALITY

	Quantity	Base Number	Contract	AT	Region	England
% of FP17s for the same patient ID Re-attending within 3 months - Children	34	568	6.0%	9.1%	11.5%	11.9%
% of FP17s for the same patient ID Re-attending within 3 months - Adults	162	1,023	15.8%	13.5%	15.9%	16.0%
% of FP17s for the same patient ID Re-attending between 3 & 9 months - Children	384	568	67.6%	61.7%	60.6%	58.3%
% of FP17s for the same patient ID Re-attending between 3 & 9 months - Adults	535	1,023	52.3%	51.8%	51.6%	50.3%
% of FP17s for Band 1 Urgent Courses	112	1,547	7.2%	8.1%	9.5%	9.1%
% of FP17s Relating to Free Repair or Replacements	1	1,547	0.1%	0.7%	0.7%	0.8%
% of FP17s Relating to Continuations	2	1,547	0.1%	1.0%	1.0%	1.0%
% of Patients satisfied with the dentistry they have received	2	2	N/A	92.8%	92.0%	91.5%
% of Patients satisfied with the time they had to wait for an appointment	2	2	N/A	88.4%	88.1%	87.9%

* This is based on patients treated on this contract for their most recent course of treatment. Figures in italics indicate the base number of FP17s or Patient Questionnaire responses are less than 100. N/A is shown where the base number of responses is less than 10 during the period. % is calculated as Quantity/Base number*100

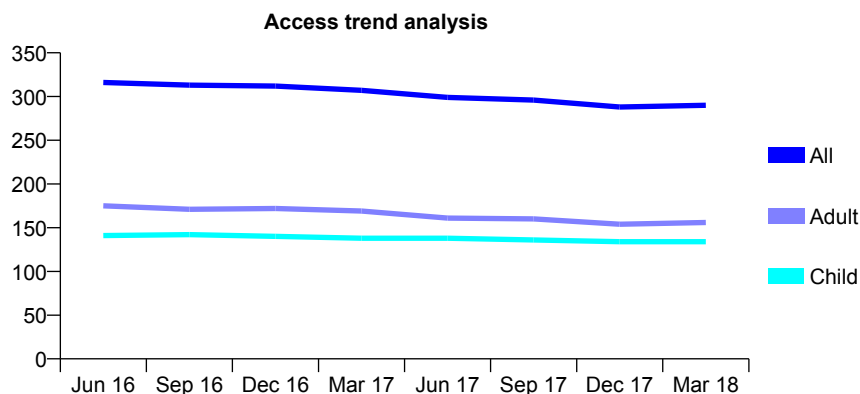
Q64 - Vital Signs At a Glance Contract Report for 982733/0001 - Year end March 2018

Name or company name	MR SL PIMM
Contract type name	GDS Contract
Purpose of contract	General
Contract start date	01/04/2006
Contract end date	

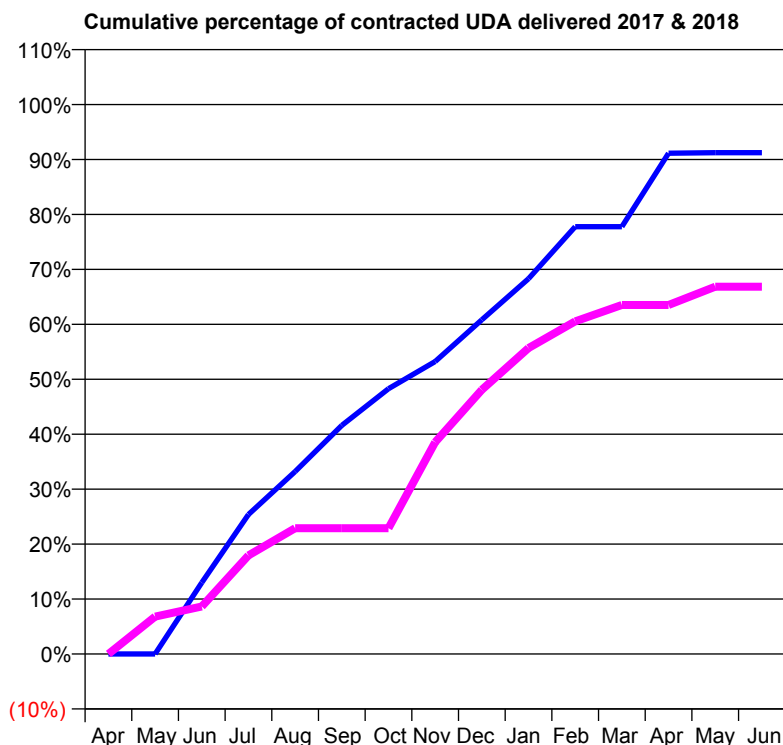
17/18 Contracted general activity (UDA)	870
Carry forward general activity (UDA)	0
17/18 Contracted orthodontic activity (UOA)	0
Carry forward orthodontic activity (UOA)	0
Baseline contract value	£20,167.97

ACCESS*

Patients seen in 24 months	Total	Change since previous quarter
Quarter ending March 2017	307	
Quarter ending June 2017	299	↓
Quarter ending September 2017	296	↓
Quarter ending December 2017	288	↓
Quarter ending March 2018	290	→
Variance since March 2017	(5.5%)	↓



ACTIVITY



Month	Adjusted Scheduled Activity (UDA)	
	2017	2018
April	0	0
May	0	59
June	113	75
July	221	156
August	289	199
September	362	199
October	420	199
November	463	335
December	529	418
January	594	484
February	677	527
March	677	553
April	793	553
May	794	582
June	794	582

QUALITY

	Quantity	Base Number	Contract	AT	Region	England
% of FP17s for the same patient ID Re-attending within 3 months - Children	10	238	4.2%	9.1%	11.5%	11.9%
% of FP17s for the same patient ID Re-attending within 3 months - Adults	10	182	5.5%	13.5%	15.9%	16.0%
% of FP17s for the same patient ID Re-attending between 3 & 9 months - Children	160	238	67.2%	61.7%	60.6%	58.3%
% of FP17s for the same patient ID Re-attending between 3 & 9 months - Adults	122	182	67.0%	51.8%	51.6%	50.3%
% of FP17s for Band 1 Urgent Courses	3	405	0.7%	8.1%	9.5%	9.1%
% of FP17s Relating to Free Repair or Replacements	0	405	0.0%	0.7%	0.7%	0.8%
% of FP17s Relating to Continuations	0	405	0.0%	1.0%	1.0%	1.0%
% of Patients satisfied with the dentistry they have received	0	0	N/A	92.8%	92.0%	91.5%
% of Patients satisfied with the time they had to wait for an appointment	0	0	N/A	88.4%	88.1%	87.9%

* This is based on patients treated on this contract for their most recent course of treatment. Figures in italics indicate the base number of FP17s or Patient Questionnaire responses are less than 100. N/A is shown where the base number of responses is less than 10 during the period. % is calculated as Quantity/Base number*100

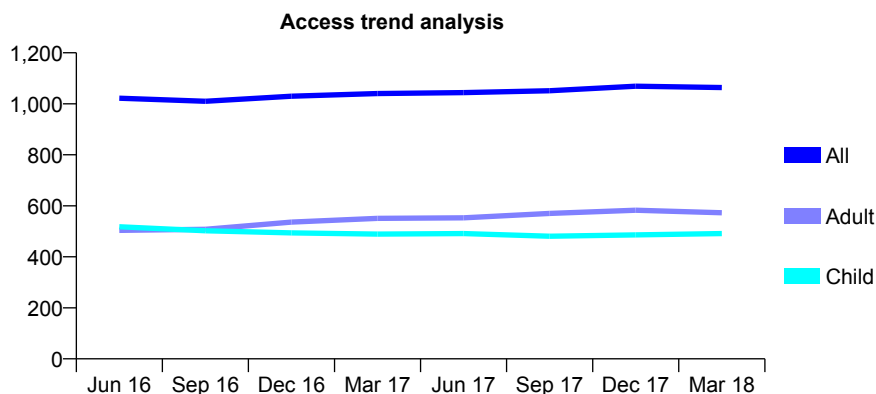
Q64 - Vital Signs At a Glance Contract Report for 989746/0002 - Year end March 2018

Name or company name	MR JJ WATKINS
Contract type name	GDS Contract
Purpose of contract	General
Contract start date	16/12/2007
Contract end date	

17/18 Contracted general activity (UDA)	3,000
Carry forward general activity (UDA)	-60
17/18 Contracted orthodontic activity (UOA)	0
Carry forward orthodontic activity (UOA)	0
Baseline contract value	£64,239.78

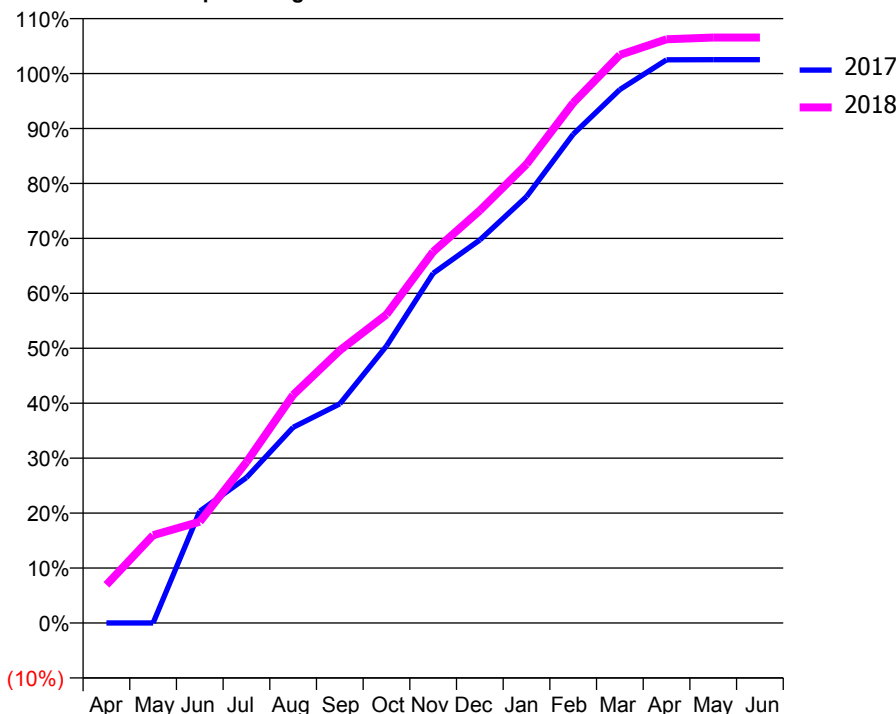
ACCESS*

Patients seen in 24 months	Total	Change since previous quarter
Quarter ending March 2017	1,040	
Quarter ending June 2017	1,044	→
Quarter ending September 2017	1,051	→
Quarter ending December 2017	1,069	→
Quarter ending March 2018	1,064	→
Variance since March 2017	2.3%	↑



ACTIVITY

Cumulative percentage of contracted UDA delivered 2017 & 2018



Month	Adjusted Scheduled Activity (UDA)	
	2017	2018
April	0	208
May	0	480
June	610	553
July	794	878
August	1,069	1,245
September	1,196	1,489
October	1,512	1,685
November	1,909	2,027
December	2,091	2,252
January	2,328	2,505
February	2,668	2,840
March	2,913	3,102
April	3,075	3,187
May	3,076	3,196
June	3,076	3,196

QUALITY

	Quantity	Base Number	Contract	AT	Region	England
% of FP17s for the same patient ID Re-attending within 3 months - Children	40	694	5.8%	9.1%	11.5%	11.9%
% of FP17s for the same patient ID Re-attending within 3 months - Adults	274	891	30.8%	13.5%	15.9%	16.0%
% of FP17s for the same patient ID Re-attending between 3 & 9 months - Children	414	694	59.7%	61.7%	60.6%	58.3%
% of FP17s for the same patient ID Re-attending between 3 & 9 months - Adults	407	891	45.7%	51.8%	51.6%	50.3%
% of FP17s for Band 1 Urgent Courses	54	1,558	3.5%	8.1%	9.5%	9.1%
% of FP17s Relating to Free Repair or Replacements	0	1,558	0.0%	0.7%	0.7%	0.8%
% of FP17s Relating to Continuations	0	1,558	0.0%	1.0%	1.0%	1.0%
% of Patients satisfied with the dentistry they have received	0	0	N/A	92.8%	92.0%	91.5%
% of Patients satisfied with the time they had to wait for an appointment	0	0	N/A	88.4%	88.1%	87.9%

* This is based on patients treated on this contract for their most recent course of treatment. Figures in italics indicate the base number of FP17s or Patient Questionnaire responses are less than 100. N/A is shown where the base number of responses is less than 10 during the period. % is calculated as Quantity/Base number*100

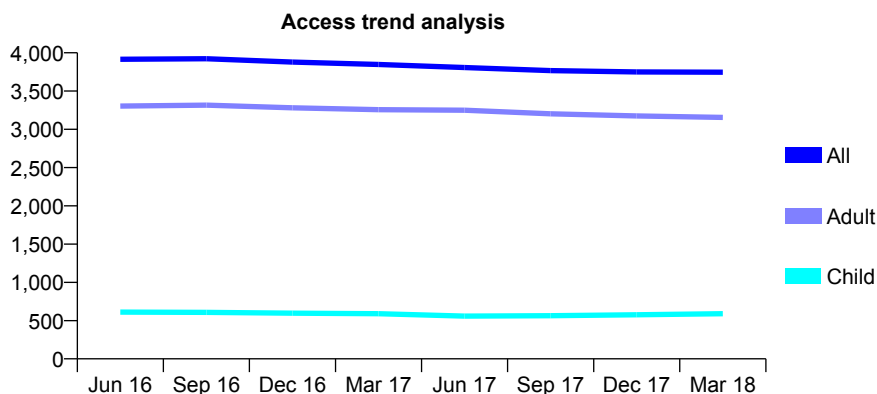
Q64 - Vital Signs At a Glance Contract Report for 995290/0001 - Year end March 2018

Name or company name	MRS O SIVOVA PENEVA
Contract type name	GDS Contract
Purpose of contract	General
Contract start date	01/08/2014
Contract end date	

17/18 Contracted general activity (UDA)	13,403
Carry forward general activity (UDA)	456
17/18 Contracted orthodontic activity (UOA)	0
Carry forward orthodontic activity (UOA)	0
Baseline contract value	£343,252.18

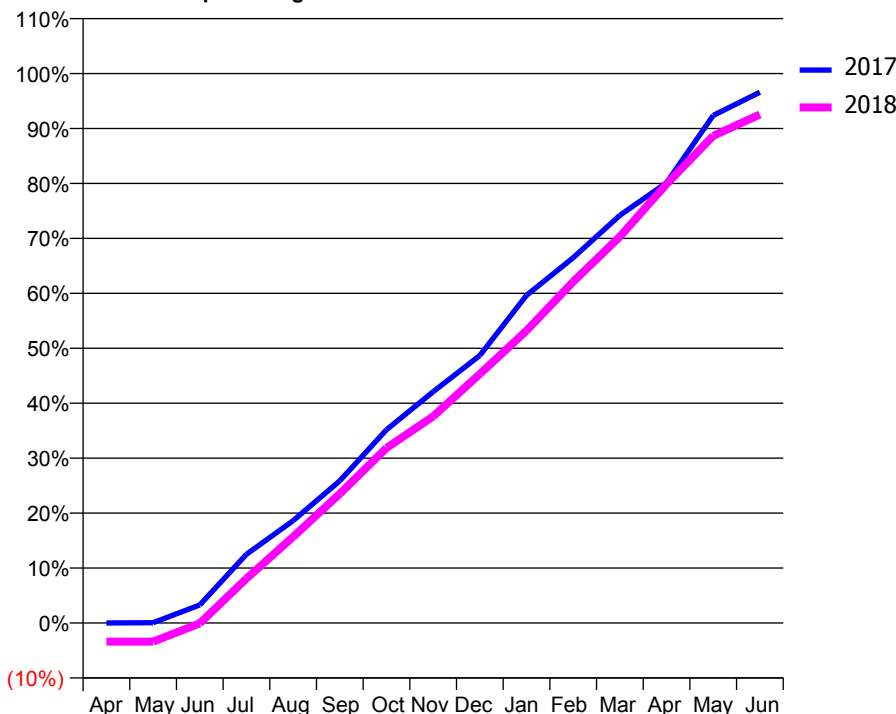
ACCESS*

Patients seen in 24 months	Total	Change since previous quarter
Quarter ending March 2017	3,847	
Quarter ending June 2017	3,808	↓
Quarter ending September 2017	3,767	↓
Quarter ending December 2017	3,750	→
Quarter ending March 2018	3,746	→
Variance since March 2017	(2.6%)	↓



ACTIVITY

Cumulative percentage of contracted UDA delivered 2017 & 2018



Adjusted Scheduled Activity (UDA)

Month	2017	2018
April	0	-456
May	7	-456
June	441	-13
July	1,678	1,084
August	2,497	2,102
September	3,470	3,153
October	4,716	4,270
November	5,643	5,039
December	6,525	6,073
January	7,993	7,132
February	8,911	8,324
March	9,945	9,424
April	10,738	10,704
May	12,381	11,883
June	12,947	12,405

QUALITY

	Quantity	Base Number	Contract	AT	Region	England
% of FP17s for the same patient ID Re-attending within 3 months - Children	64	906	7.1%	9.1%	11.5%	11.9%
% of FP17s for the same patient ID Re-attending within 3 months - Adults	725	5,167	14.0%	13.5%	15.9%	16.0%
% of FP17s for the same patient ID Re-attending between 3 & 9 months - Children	538	906	59.4%	61.7%	60.6%	58.3%
% of FP17s for the same patient ID Re-attending between 3 & 9 months - Adults	3,390	5,167	65.6%	51.8%	51.6%	50.3%
% of FP17s for Band 1 Urgent Courses	207	6,033	3.4%	8.1%	9.5%	9.1%
% of FP17s Relating to Free Repair or Replacements	81	6,033	1.3%	0.7%	0.7%	0.8%
% of FP17s Relating to Continuations	37	6,033	0.6%	1.0%	1.0%	1.0%
% of Patients satisfied with the dentistry they have received	7	8	N/A	92.8%	92.0%	91.5%
% of Patients satisfied with the time they had to wait for an appointment	7	8	N/A	88.4%	88.1%	87.9%

* This is based on patients treated on this contract for their most recent course of treatment. Figures in italics indicate the base number of FP17s or Patient Questionnaire responses are less than 100. N/A is shown where the base number of responses is less than 10 during the period. % is calculated as Quantity/Base number*100

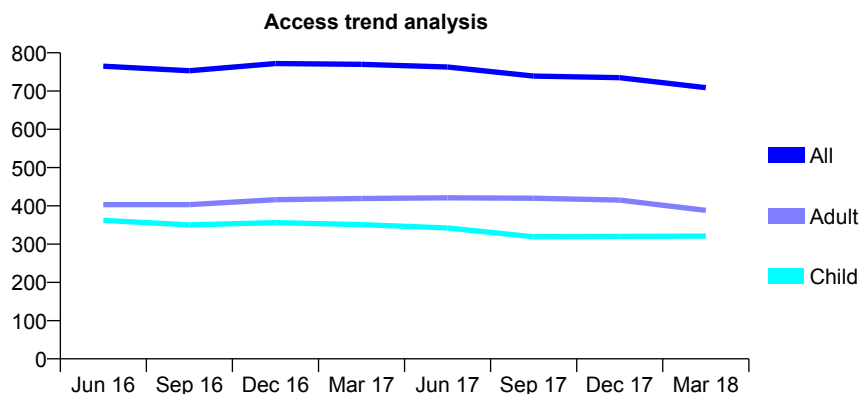
Q64 - Vital Signs At a Glance Contract Report for 997439/0001 - Year end March 2018

Name or company name	Charlton Road Dental Surgery
Contract type name	GDS Contract
Purpose of contract	General
Contract start date	01/04/2006
Contract end date	

17/18 Contracted general activity (UDA)	2,255
Carry forward general activity (UDA)	-44
17/18 Contracted orthodontic activity (UOA)	0
Carry forward orthodontic activity (UOA)	0
Baseline contract value	£48,286.89

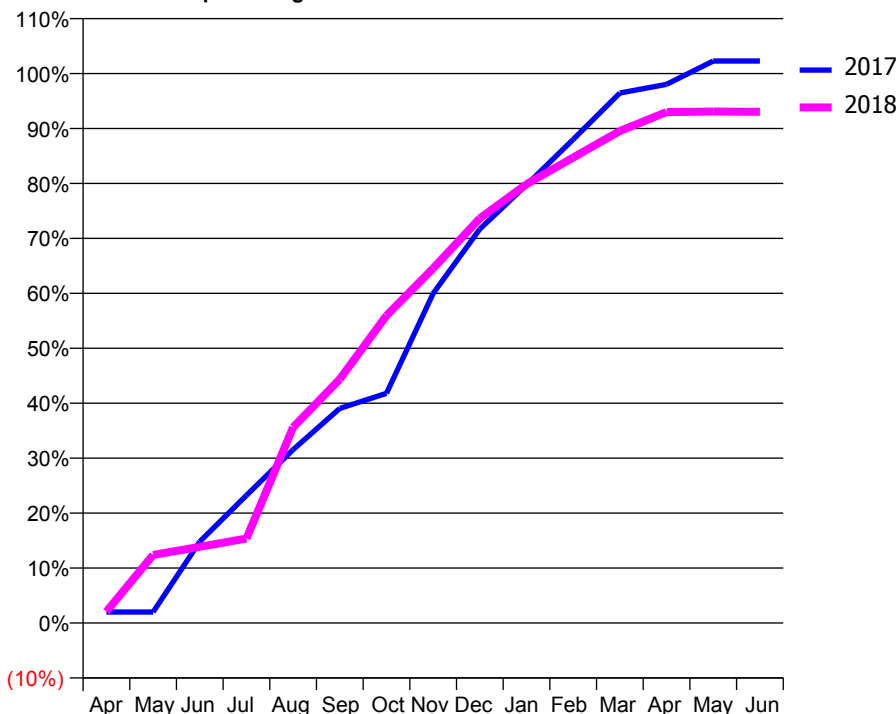
ACCESS*

Patients seen in 24 months	Total	Change since previous quarter
Quarter ending March 2017	770	
Quarter ending June 2017	763	→
Quarter ending September 2017	739	↓
Quarter ending December 2017	735	→
Quarter ending March 2018	709	↓
Variance since March 2017	(7.9%)	↓



ACTIVITY

Cumulative percentage of contracted UDA delivered 2017 & 2018



Month	Adjusted Scheduled Activity (UDA)	
	2017	2018
April	44	47
May	44	280
June	326	313
July	511	347
August	694	803
September	859	1,001
October	919	1,261
November	1,319	1,455
December	1,577	1,661
January	1,754	1,801
February	1,936	1,910
March	2,122	2,019
April	2,157	2,097
May	2,250	2,099
June	2,250	2,098

QUALITY

	Quantity	Base Number	Contract	AT	Region	England
% of FP17s for the same patient ID Re-attending within 3 months - Children	69	585	11.8%	9.1%	11.5%	11.9%
% of FP17s for the same patient ID Re-attending within 3 months - Adults	85	461	18.4%	13.5%	15.9%	16.0%
% of FP17s for the same patient ID Re-attending between 3 & 9 months - Children	406	585	69.4%	61.7%	60.6%	58.3%
% of FP17s for the same patient ID Re-attending between 3 & 9 months - Adults	263	461	57.0%	51.8%	51.6%	50.3%
% of FP17s for Band 1 Urgent Courses	47	1,045	4.5%	8.1%	9.5%	9.1%
% of FP17s Relating to Free Repair or Replacements	5	1,045	0.5%	0.7%	0.7%	0.8%
% of FP17s Relating to Continuations	0	1,045	0.0%	1.0%	1.0%	1.0%
% of Patients satisfied with the dentistry they have received	0	0	N/A	92.8%	92.0%	91.5%
% of Patients satisfied with the time they had to wait for an appointment	0	0	N/A	88.4%	88.1%	87.9%

* This is based on patients treated on this contract for their most recent course of treatment. Figures in italics indicate the base number of FP17s or Patient Questionnaire responses are less than 100. N/A is shown where the base number of responses is less than 10 during the period. % is calculated as Quantity/Base number*100

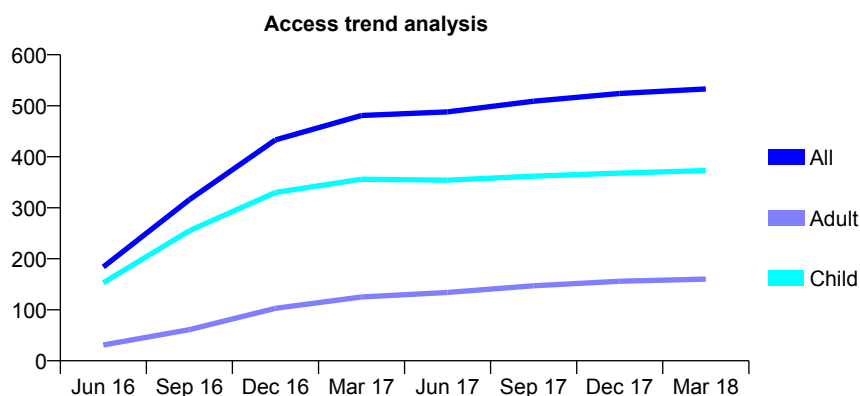
Q65 - Vital Signs At a Glance Contract Report for 100026/0000 - Year end March 2018

Name or company name	Family Dental Practice
Contract type name	GDS Contract
Purpose of contract	General
Contract start date	01/02/2016
Contract end date	

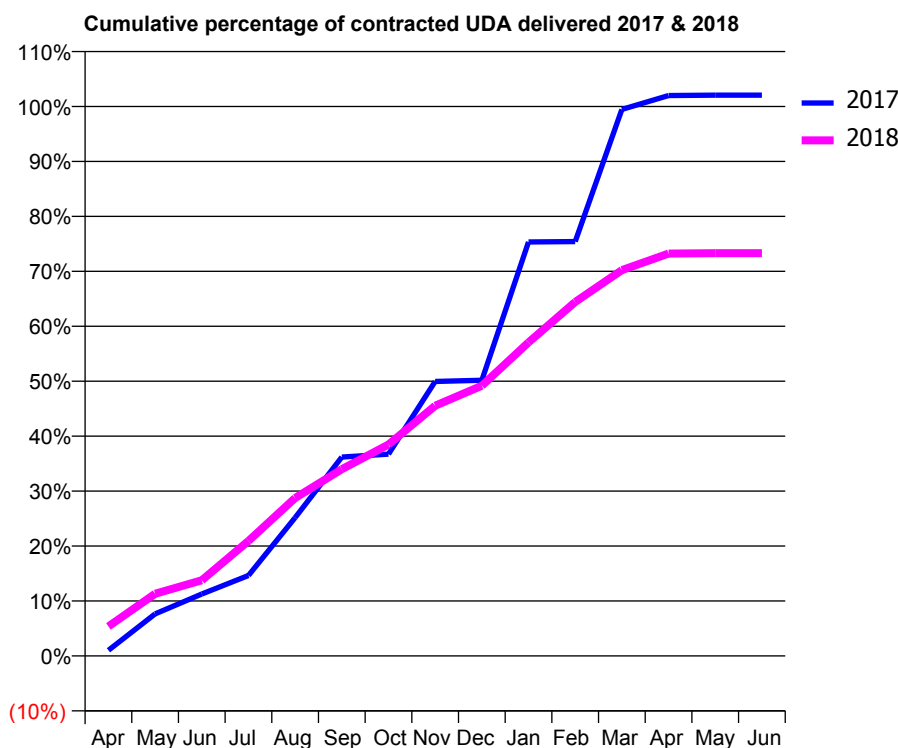
17/18 Contracted general activity (UDA)	1,859
Carry forward general activity (UDA)	-27
17/18 Contracted orthodontic activity (UOA)	0
Carry forward orthodontic activity (UOA)	0
Baseline contract value	£48,063.48

ACCESS*

Patients seen in 24 months	Total	Change since previous quarter
Quarter ending March 2017	481	
Quarter ending June 2017	488	→
Quarter ending September 2017	509	↑
Quarter ending December 2017	524	↑
Quarter ending March 2018	533	→
Variance since March 2017	10.8%	↑



ACTIVITY



Month	Adjusted Scheduled Activity (UDA)	
	2017	2018
April	14	100
May	104	210
June	153	256
July	199	389
August	342	534
September	492	632
October	499	715
November	679	847
December	682	914
January	1,024	1,061
February	1,025	1,197
March	1,352	1,305
April	1,386	1,361
May	1,387	1,362
June	1,387	1,362

QUALITY

	Quantity	Base Number	Contract	AT	Region	England
% of FP17s for the same patient ID Re-attending within 3 months - Children	97	710	13.7%	9.8%	11.5%	11.9%
% of FP17s for the same patient ID Re-attending within 3 months - Adults	16	143	11.2%	14.4%	15.9%	16.0%
% of FP17s for the same patient ID Re-attending between 3 & 9 months - Children	499	710	70.3%	61.5%	60.6%	58.3%
% of FP17s for the same patient ID Re-attending between 3 & 9 months - Adults	73	143	51.0%	52.1%	51.6%	50.3%
% of FP17s for Band 1 Urgent Courses	27	875	3.1%	8.3%	9.5%	9.1%
% of FP17s Relating to Free Repair or Replacements	0	875	0.0%	0.8%	0.7%	0.8%
% of FP17s Relating to Continuations	1	875	0.1%	1.2%	1.0%	1.0%
% of Patients satisfied with the dentistry they have received	1	1	N/A	91.4%	92.0%	91.5%
% of Patients satisfied with the time they had to wait for an appointment	1	1	N/A	88.6%	88.1%	87.9%

* This is based on patients treated on this contract for their most recent course of treatment. Figures in italics indicate the base number of FP17s or Patient Questionnaire responses are less than 100. N/A is shown where the base number of responses is less than 10 during the period. % is calculated as Quantity/Base number*100

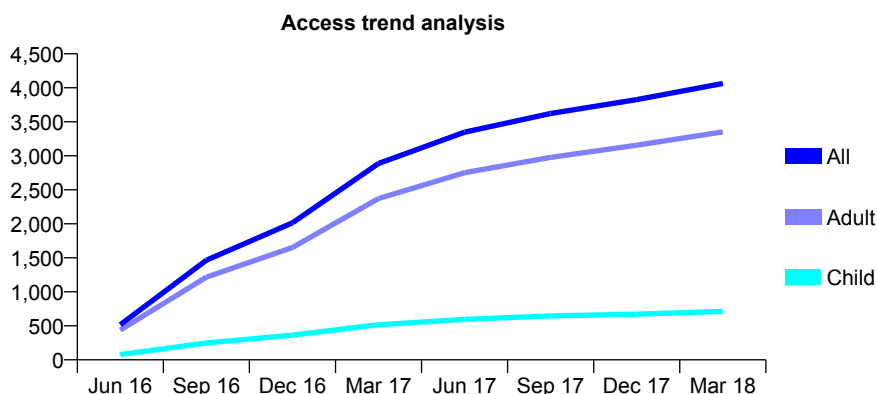
Q65 - Vital Signs At a Glance Contract Report for 100027/0000 - Year end March 2018

Name or company name	Lympsham Dental Partnership
Contract type name	GDS Contract
Purpose of contract	General
Contract start date	01/02/2016
Contract end date	

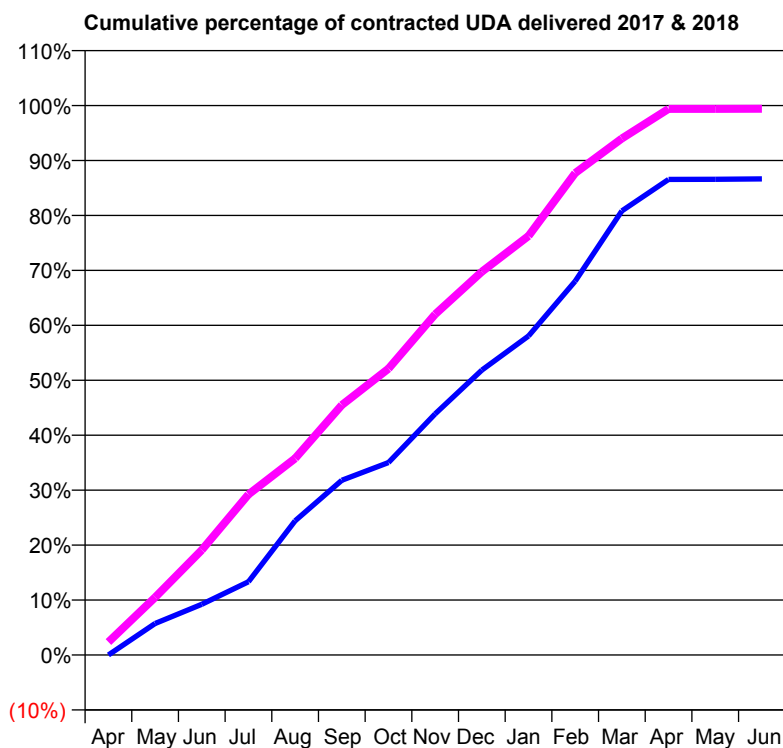
17/18 Contracted general activity (UDA)	13,238
Carry forward general activity (UDA)	0
17/18 Contracted orthodontic activity (UOA)	0
Carry forward orthodontic activity (UOA)	0
Baseline contract value	£307,820.54

ACCESS*

Patients seen in 24 months	Total	Change since previous quarter
Quarter ending March 2017	2,887	
Quarter ending June 2017	3,348	↑
Quarter ending September 2017	3,623	↑
Quarter ending December 2017	3,827	↑
Quarter ending March 2018	4,063	↑
Variance since March 2017	40.7%	↑



ACTIVITY



Month	Adjusted Scheduled Activity (UDA)	
	2017	2018
April	0	315
May	760	1,388
June	1,223	2,530
July	1,766	3,870
August	3,233	4,738
September	4,210	6,022
October	4,636	6,900
November	5,808	8,210
December	6,864	9,235
January	7,687	10,096
February	9,005	11,613
March	10,699	12,443
April	11,457	13,156
May	11,462	13,157
June	11,470	13,159

QUALITY

	Quantity	Base Number	Contract	AT	Region	England
% of FP17s for the same patient ID Re-attending within 3 months - Children	76	1,087	7.0%	9.8%	11.5%	11.9%
% of FP17s for the same patient ID Re-attending within 3 months - Adults	427	4,669	9.1%	14.4%	15.9%	16.0%
% of FP17s for the same patient ID Re-attending between 3 & 9 months - Children	541	1,087	49.8%	61.5%	60.6%	58.3%
% of FP17s for the same patient ID Re-attending between 3 & 9 months - Adults	2,152	4,669	46.1%	52.1%	51.6%	50.3%
% of FP17s for Band 1 Urgent Courses	354	5,772	6.1%	8.3%	9.5%	9.1%
% of FP17s Relating to Free Repair or Replacements	37	5,772	0.6%	0.8%	0.7%	0.8%
% of FP17s Relating to Continuations	11	5,772	0.2%	1.2%	1.0%	1.0%
% of Patients satisfied with the dentistry they have received	5	5	N/A	91.4%	92.0%	91.5%
% of Patients satisfied with the time they had to wait for an appointment	4	5	N/A	88.6%	88.1%	87.9%

* This is based on patients treated on this contract for their most recent course of treatment. Figures in italics indicate the base number of FP17s or Patient Questionnaire responses are less than 100. N/A is shown where the base number of responses is less than 10 during the period. % is calculated as Quantity/Base number*100

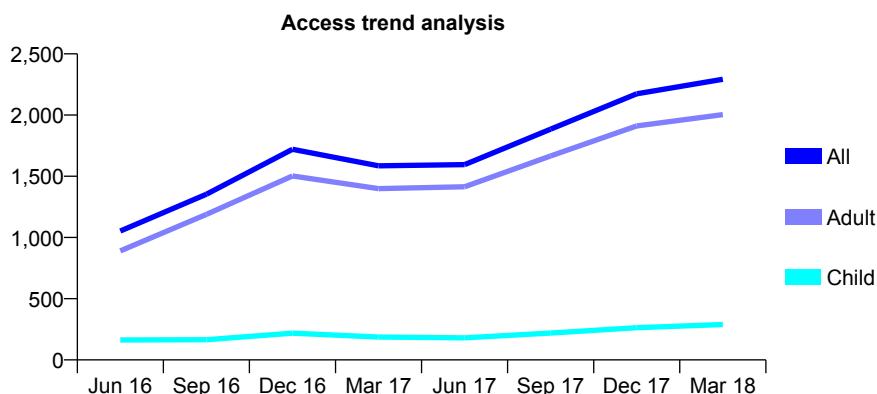
Q65 - Vital Signs At a Glance Contract Report for 100030/0000 - Year end March 2018

Name or company name	Burnham House Dental Partnership
Contract type name	GDS Contract
Purpose of contract	General
Contract start date	01/02/2016
Contract end date	

17/18 Contracted general activity (UDA)	8,740
Carry forward general activity (UDA)	0
17/18 Contracted orthodontic activity (UOA)	0
Carry forward orthodontic activity (UOA)	0
Baseline contract value	£165,865.41

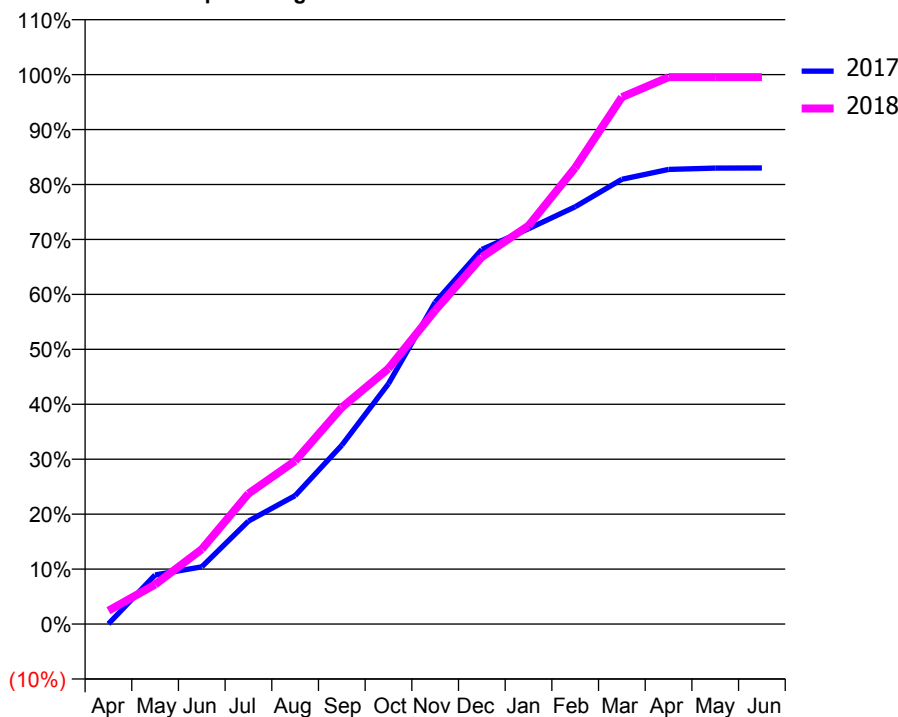
ACCESS*

Patients seen in 24 months	Total	Change since previous quarter
Quarter ending March 2017	1,586	
Quarter ending June 2017	1,595	→
Quarter ending September 2017	1,885	↑
Quarter ending December 2017	2,174	↑
Quarter ending March 2018	2,293	↑
Variance since March 2017	44.6%	↑



ACTIVITY

Cumulative percentage of contracted UDA delivered 2017 & 2018



Month	Adjusted Scheduled Activity (UDA)	
	2017	2018
April	2	213
May	603	628
June	703	1,192
July	1,264	2,076
August	1,575	2,596
September	2,194	3,445
October	2,949	4,064
November	3,948	4,990
December	4,596	5,837
January	4,848	6,335
February	5,119	7,260
March	5,456	8,381
April	5,577	8,699
May	5,592	8,699
June	5,594	8,699

QUALITY

	Quantity	Base Number	Contract	AT	Region	England
% of FP17s for the same patient ID Re-attending within 3 months - Children	21	402	5.2%	9.8%	11.5%	11.9%
% of FP17s for the same patient ID Re-attending within 3 months - Adults	382	3,036	12.6%	14.4%	15.9%	16.0%
% of FP17s for the same patient ID Re-attending between 3 & 9 months - Children	110	402	27.4%	61.5%	60.6%	58.3%
% of FP17s for the same patient ID Re-attending between 3 & 9 months - Adults	1,041	3,036	34.3%	52.1%	51.6%	50.3%
% of FP17s for Band 1 Urgent Courses	264	3,490	7.6%	8.3%	9.5%	9.1%
% of FP17s Relating to Free Repair or Replacements	70	3,490	2.0%	0.8%	0.7%	0.8%
% of FP17s Relating to Continuations	29	3,490	0.8%	1.2%	1.0%	1.0%
% of Patients satisfied with the dentistry they have received	2	2	N/A	91.4%	92.0%	91.5%
% of Patients satisfied with the time they had to wait for an appointment	1	2	N/A	88.6%	88.1%	87.9%

* This is based on patients treated on this contract for their most recent course of treatment. Figures in italics indicate the base number of FP17s or Patient Questionnaire responses are less than 100. N/A is shown where the base number of responses is less than 10 during the period. % is calculated as Quantity/Base number*100

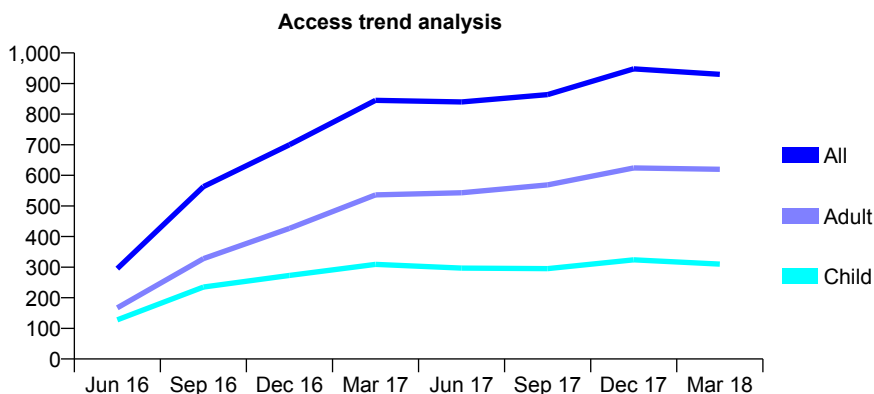
Q65 - Vital Signs At a Glance Contract Report for 100031/0000 - Year end March 2018

Name or company name	Mr RK Hughes
Contract type name	GDS Contract
Purpose of contract	General
Contract start date	10/03/2016
Contract end date	

17/18 Contracted general activity (UDA)	2,268
Carry forward general activity (UDA)	-44
17/18 Contracted orthodontic activity (UOA)	0
Carry forward orthodontic activity (UOA)	0
Baseline contract value	£53,368.82

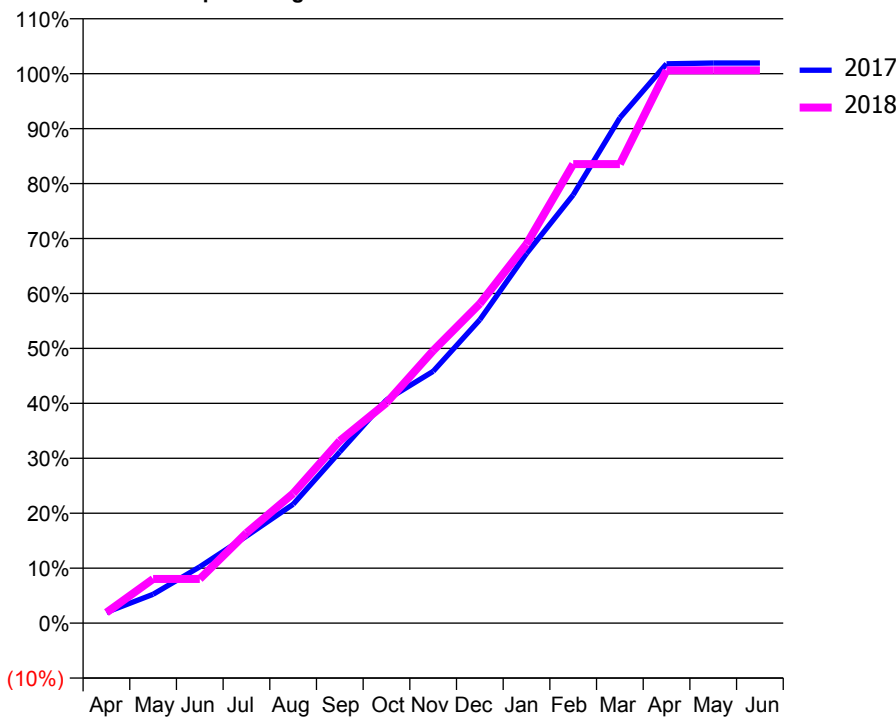
ACCESS*

Patients seen in 24 months	Total	Change since previous quarter
Quarter ending March 2017	845	
Quarter ending June 2017	840	→
Quarter ending September 2017	864	↑
Quarter ending December 2017	948	↑
Quarter ending March 2018	930	↓
Variance since March 2017	10.1%	↑



ACTIVITY

Cumulative percentage of contracted UDA delivered 2017 & 2018



Month	Adjusted Scheduled Activity (UDA)	
	2017	2018
April	45	44
May	119	183
June	233	183
July	359	372
August	491	535
September	707	753
October	921	909
November	1,040	1,125
December	1,253	1,318
January	1,525	1,564
February	1,768	1,895
March	2,086	1,895
April	2,309	2,282
May	2,312	2,282
June	2,312	2,282

QUALITY

	Quantity	Base Number	Contract	AT	Region	England
% of FP17s for the same patient ID Re-attending within 3 months - Children	25	513	4.9%	9.8%	11.5%	11.9%
% of FP17s for the same patient ID Re-attending within 3 months - Adults	120	844	14.2%	14.4%	15.9%	16.0%
% of FP17s for the same patient ID Re-attending between 3 & 9 months - Children	318	513	62.0%	61.5%	60.6%	58.3%
% of FP17s for the same patient ID Re-attending between 3 & 9 months - Adults	439	844	52.0%	52.1%	51.6%	50.3%
% of FP17s for Band 1 Urgent Courses	138	1,477	9.3%	8.3%	9.5%	9.1%
% of FP17s Relating to Free Repair or Replacements	12	1,477	0.8%	0.8%	0.7%	0.8%
% of FP17s Relating to Continuations	3	1,477	0.2%	1.2%	1.0%	1.0%
% of Patients satisfied with the dentistry they have received	0	0	N/A	91.4%	92.0%	91.5%
% of Patients satisfied with the time they had to wait for an appointment	0	0	N/A	88.6%	88.1%	87.9%

* This is based on patients treated on this contract for their most recent course of treatment. Figures in italics indicate the base number of FP17s or Patient Questionnaire responses are less than 100. N/A is shown where the base number of responses is less than 10 during the period. % is calculated as Quantity/Base number*100

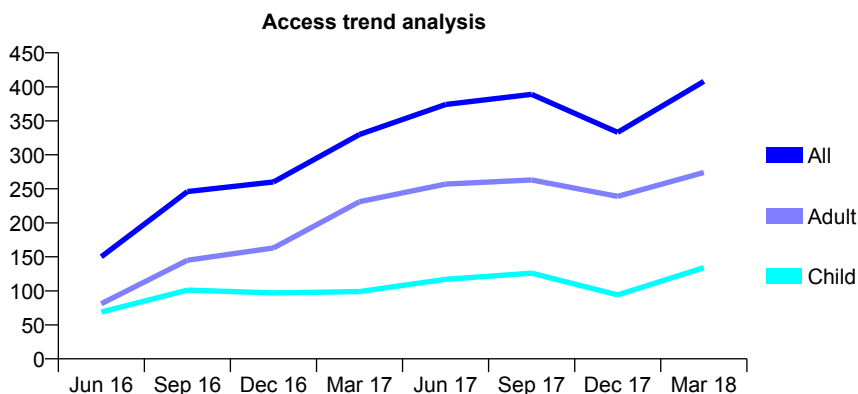
Q65 - Vital Signs At a Glance Contract Report for 100032/0000 - Year end March 2018

Name or company name	Mr RK Hughes
Contract type name	GDS Contract
Purpose of contract	General
Contract start date	10/03/2016
Contract end date	

17/18 Contracted general activity (UDA)	850
Carry forward general activity (UDA)	-10
17/18 Contracted orthodontic activity (UOA)	0
Carry forward orthodontic activity (UOA)	0
Baseline contract value	£17,581.88

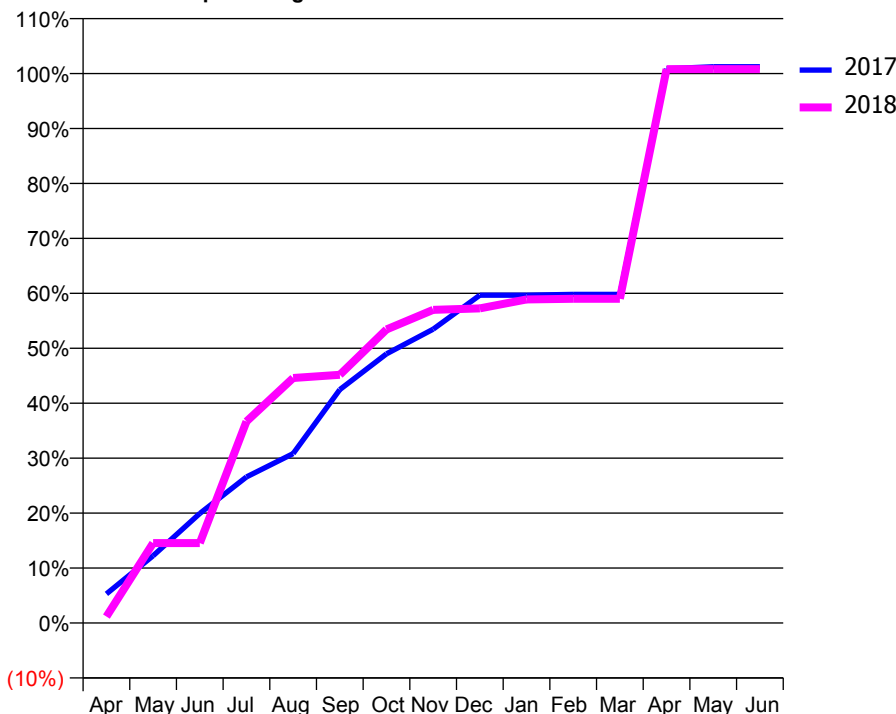
ACCESS*

Patients seen in 24 months	Total	Change since previous quarter
Quarter ending March 2017	330	
Quarter ending June 2017	374	↑
Quarter ending September 2017	389	↑
Quarter ending December 2017	333	↓
Quarter ending March 2018	408	↑
Variance since March 2017	23.6%	↑



ACTIVITY

Cumulative percentage of contracted UDA delivered 2017 & 2018



Month	Adjusted Scheduled Activity (UDA)	
	2017	2018
April	45	10
May	104	124
June	169	124
July	226	312
August	262	379
September	361	384
October	416	454
November	455	484
December	507	487
January	507	501
February	508	502
March	508	502
April	857	857
May	860	857
June	860	857

QUALITY

	Quantity	Base Number	Contract	AT	Region	England
% of FP17s for the same patient ID Re-attending within 3 months - Children	3	152	2.0%	9.8%	11.5%	11.9%
% of FP17s for the same patient ID Re-attending within 3 months - Adults	21	329	6.4%	14.4%	15.9%	16.0%
% of FP17s for the same patient ID Re-attending between 3 & 9 months - Children	53	152	34.9%	61.5%	60.6%	58.3%
% of FP17s for the same patient ID Re-attending between 3 & 9 months - Adults	89	329	27.1%	52.1%	51.6%	50.3%
% of FP17s for Band 1 Urgent Courses	24	557	4.3%	8.3%	9.5%	9.1%
% of FP17s Relating to Free Repair or Replacements	5	557	0.9%	0.8%	0.7%	0.8%
% of FP17s Relating to Continuations	2	557	0.4%	1.2%	1.0%	1.0%
% of Patients satisfied with the dentistry they have received	0	0	N/A	91.4%	92.0%	91.5%
% of Patients satisfied with the time they had to wait for an appointment	0	0	N/A	88.6%	88.1%	87.9%

* This is based on patients treated on this contract for their most recent course of treatment. Figures in italics indicate the base number of FP17s or Patient Questionnaire responses are less than 100. N/A is shown where the base number of responses is less than 10 during the period. % is calculated as Quantity/Base number*100

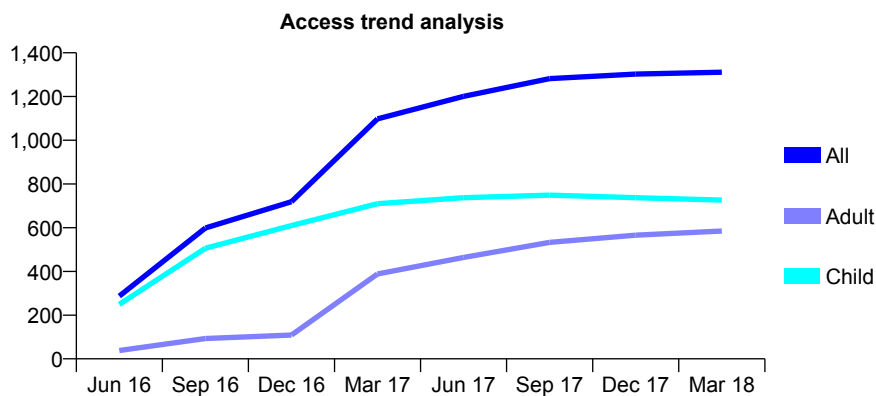
Q65 - Vital Signs At a Glance Contract Report for 100071/0000 - Year end March 2018

Name or company name	Yarde House Partnership
Contract type name	GDS Contract
Purpose of contract	General
Contract start date	24/03/2016
Contract end date	

17/18 Contracted general activity (UDA)	2,600
Carry forward general activity (UDA)	0
17/18 Contracted orthodontic activity (UOA)	0
Carry forward orthodontic activity (UOA)	0
Baseline contract value	£64,399.84

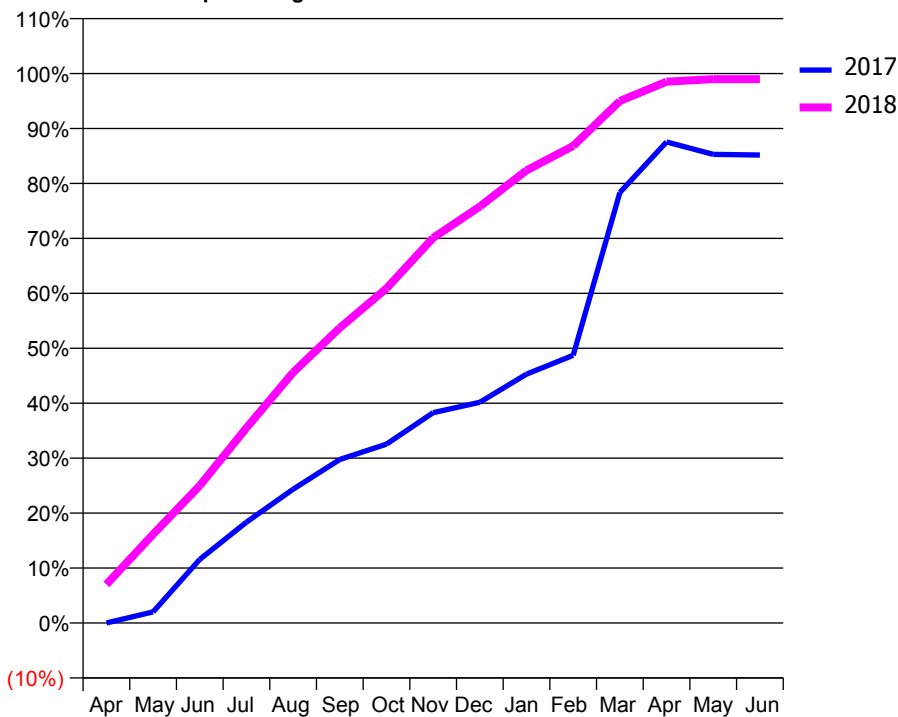
ACCESS*

Patients seen in 24 months	Total	Change since previous quarter
Quarter ending March 2017	1,098	
Quarter ending June 2017	1,201	↑
Quarter ending September 2017	1,282	↑
Quarter ending December 2017	1,303	→
Quarter ending March 2018	1,311	→
Variance since March 2017	19.4%	↑



ACTIVITY

Cumulative percentage of contracted UDA delivered 2017 & 2018



Month	Adjusted Scheduled Activity (UDA)	
	2017	2018
April	0	183
May	53	420
June	301	650
July	477	924
August	633	1,186
September	774	1,397
October	846	1,583
November	995	1,822
December	1,045	1,971
January	1,178	2,142
February	1,267	2,257
March	2,037	2,470
April	2,276	2,561
May	2,217	2,573
June	2,214	2,573

QUALITY

	Quantity	Base Number	Contract	AT	Region	England
% of FP17s for the same patient ID Re-attending within 3 months - Children	42	1,085	3.9%	9.8%	11.5%	11.9%
% of FP17s for the same patient ID Re-attending within 3 months - Adults	78	724	10.8%	14.4%	15.9%	16.0%
% of FP17s for the same patient ID Re-attending between 3 & 9 months - Children	667	1,085	61.5%	61.5%	60.6%	58.3%
% of FP17s for the same patient ID Re-attending between 3 & 9 months - Adults	345	724	47.7%	52.1%	51.6%	50.3%
% of FP17s for Band 1 Urgent Courses	91	1,758	5.2%	8.3%	9.5%	9.1%
% of FP17s Relating to Free Repair or Replacements	5	1,758	0.3%	0.8%	0.7%	0.8%
% of FP17s Relating to Continuations	5	1,758	0.3%	1.2%	1.0%	1.0%
% of Patients satisfied with the dentistry they have received	0	0	N/A	91.4%	92.0%	91.5%
% of Patients satisfied with the time they had to wait for an appointment	0	0	N/A	88.6%	88.1%	87.9%

* This is based on patients treated on this contract for their most recent course of treatment. Figures in italics indicate the base number of FP17s or Patient Questionnaire responses are less than 100. N/A is shown where the base number of responses is less than 10 during the period. % is calculated as Quantity/Base number*100

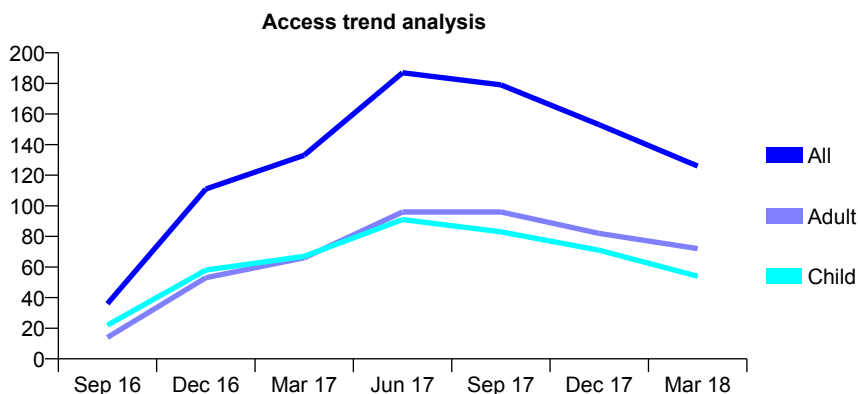
Q65 - Vital Signs At a Glance Contract Report for 100077/0000 - Year end March 2018

Name or company name	Church Road Dental Clinic
Contract type name	GDS Contract
Purpose of contract	General
Contract start date	01/04/2016
Contract end date	

17/18 Contracted general activity (UDA)	660
Carry forward general activity (UDA)	0
17/18 Contracted orthodontic activity (UOA)	0
Carry forward orthodontic activity (UOA)	0
Baseline contract value	£15,475.43

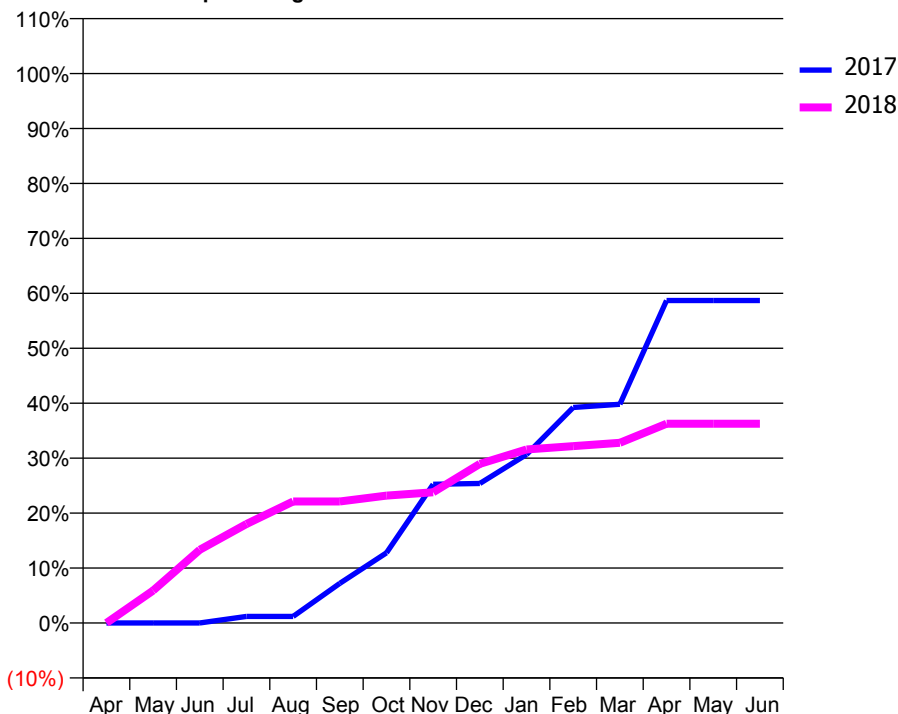
ACCESS*

Patients seen in 24 months	Total	Change since previous quarter
Quarter ending March 2017	133	
Quarter ending June 2017	187	↑
Quarter ending September 2017	179	↓
Quarter ending December 2017	153	↓
Quarter ending March 2018	126	↓
Variance since March 2017	(5.3%)	↓



ACTIVITY

Cumulative percentage of contracted UDA delivered 2017 & 2018



Month	Adjusted Scheduled Activity (UDA)	
	2017	2018
April	0	0
May	0	39
June	0	88
July	8	119
August	8	146
September	48	146
October	85	153
November	169	157
December	170	191
January	205	208
February	262	212
March	266	216
April	392	239
May	392	239
June	392	239

QUALITY

	Quantity	Base Number	Contract	AT	Region	England
% of FP17s for the same patient ID Re-attending within 3 months - Children	3	96	3.1%	9.8%	11.5%	11.9%
% of FP17s for the same patient ID Re-attending within 3 months - Adults	0	87	0.0%	14.4%	15.9%	16.0%
% of FP17s for the same patient ID Re-attending between 3 & 9 months - Children	30	96	31.3%	61.5%	60.6%	58.3%
% of FP17s for the same patient ID Re-attending between 3 & 9 months - Adults	22	87	25.3%	52.1%	51.6%	50.3%
% of FP17s for Band 1 Urgent Courses	2	134	1.5%	8.3%	9.5%	9.1%
% of FP17s Relating to Free Repair or Replacements	0	134	0.0%	0.8%	0.7%	0.8%
% of FP17s Relating to Continuations	0	134	0.0%	1.2%	1.0%	1.0%
% of Patients satisfied with the dentistry they have received	0	0	N/A	91.4%	92.0%	91.5%
% of Patients satisfied with the time they had to wait for an appointment	0	0	N/A	88.6%	88.1%	87.9%

* This is based on patients treated on this contract for their most recent course of treatment. Figures in italics indicate the base number of FP17s or Patient Questionnaire responses are less than 100. N/A is shown where the base number of responses is less than 10 during the period. % is calculated as Quantity/Base number*100

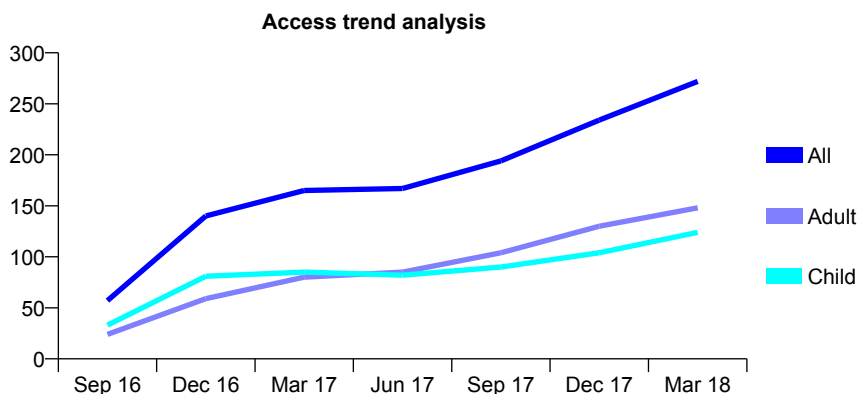
Q65 - Vital Signs At a Glance Contract Report for 100078/0000 - Year end March 2018

Name or company name	Church Road Dental Clinic
Contract type name	GDS Contract
Purpose of contract	General
Contract start date	01/04/2016
Contract end date	

17/18 Contracted general activity (UDA)	900
Carry forward general activity (UDA)	0
17/18 Contracted orthodontic activity (UOA)	0
Carry forward orthodontic activity (UOA)	0
Baseline contract value	£23,241.49

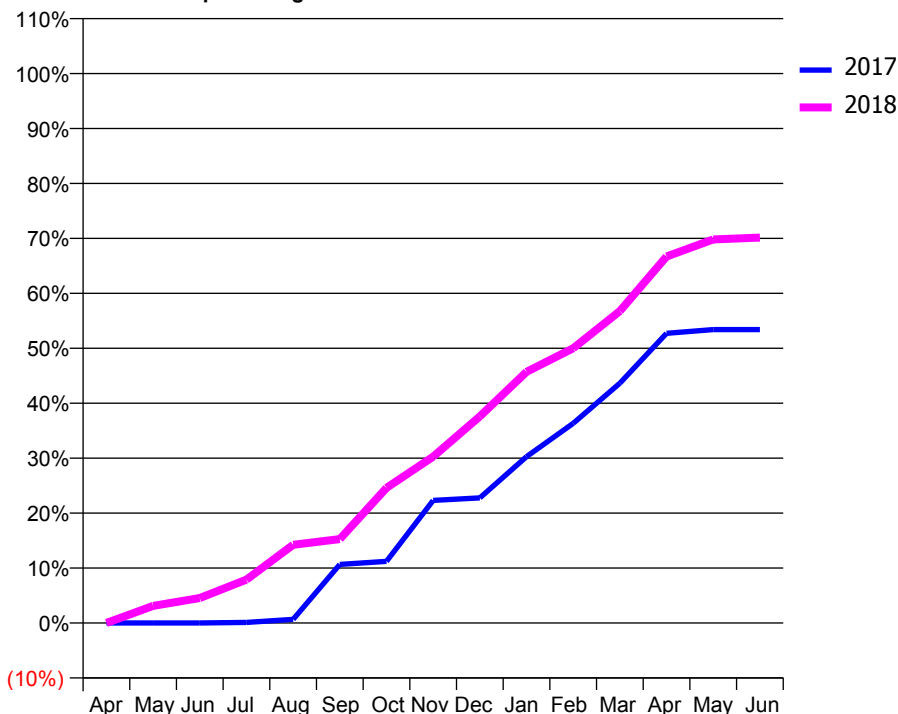
ACCESS*

Patients seen in 24 months	Total	Change since previous quarter
Quarter ending March 2017	165	
Quarter ending June 2017	167	→
Quarter ending September 2017	194	↑
Quarter ending December 2017	234	↑
Quarter ending March 2018	272	↑
Variance since March 2017	64.8%	↑



ACTIVITY

Cumulative percentage of contracted UDA delivered 2017 & 2018



Month	Adjusted Scheduled Activity (UDA)	
	2017	2018
April	0	0
May	0	28
June	0	41
July	1	71
August	6	128
September	95	137
October	100	221
November	199	272
December	204	338
January	271	411
February	325	450
March	390	511
April	471	600
May	477	628
June	477	631

QUALITY

	Quantity	Base Number	Contract	AT	Region	England
% of FP17s for the same patient ID Re-attending within 3 months - Children	6	157	3.8%	9.8%	11.5%	11.9%
% of FP17s for the same patient ID Re-attending within 3 months - Adults	2	158	1.3%	14.4%	15.9%	16.0%
% of FP17s for the same patient ID Re-attending between 3 & 9 months - Children	47	157	29.9%	61.5%	60.6%	58.3%
% of FP17s for the same patient ID Re-attending between 3 & 9 months - Adults	48	158	30.4%	52.1%	51.6%	50.3%
% of FP17s for Band 1 Urgent Courses	6	336	1.8%	8.3%	9.5%	9.1%
% of FP17s Relating to Free Repair or Replacements	1	336	0.3%	0.8%	0.7%	0.8%
% of FP17s Relating to Continuations	0	336	0.0%	1.2%	1.0%	1.0%
% of Patients satisfied with the dentistry they have received	2	2	N/A	91.4%	92.0%	91.5%
% of Patients satisfied with the time they had to wait for an appointment	2	2	N/A	88.6%	88.1%	87.9%

* This is based on patients treated on this contract for their most recent course of treatment. Figures in italics indicate the base number of FP17s or Patient Questionnaire responses are less than 100. N/A is shown where the base number of responses is less than 10 during the period. % is calculated as Quantity/Base number*100

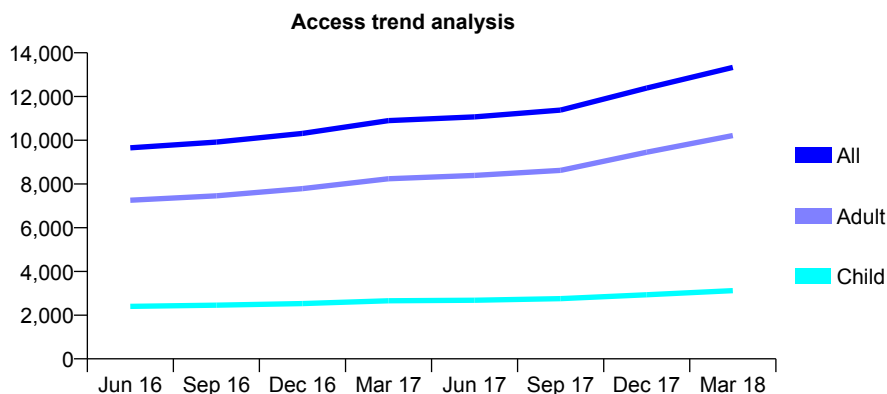
Q65 - Vital Signs At a Glance Contract Report for 101192/0002 - Year end March 2018

Name or company name	Community Dental Centres Ltd
Contract type name	GDS Contract
Purpose of contract	General
Contract start date	01/04/2006
Contract end date	

17/18 Contracted general activity (UDA)	45,767
Carry forward general activity (UDA)	0
17/18 Contracted orthodontic activity (UOA)	0
Carry forward orthodontic activity (UOA)	0
Baseline contract value	£1,101,297.04

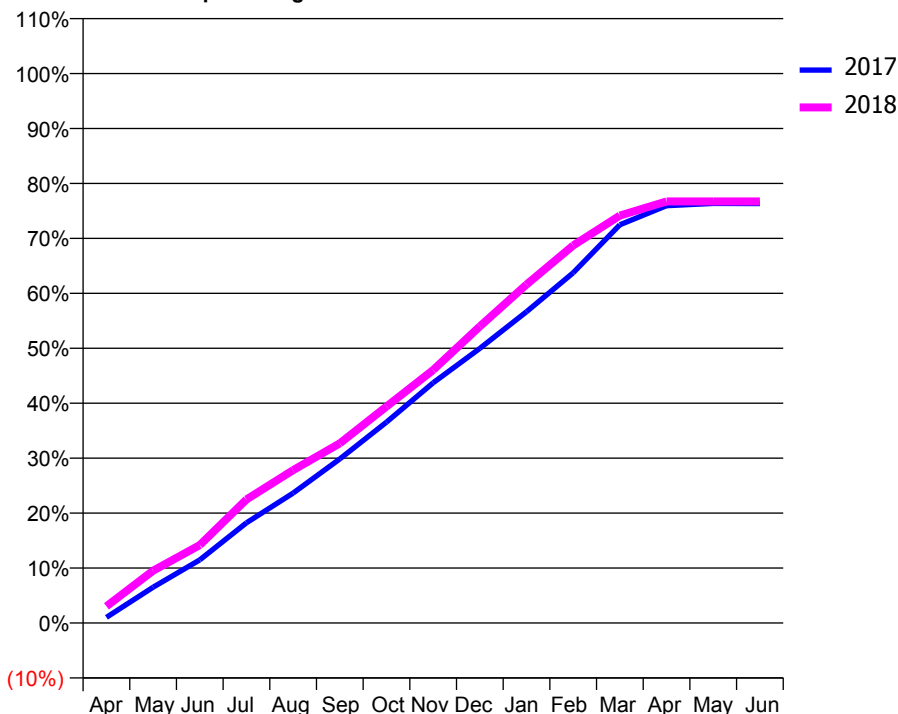
ACCESS*

Patients seen in 24 months	Total	Change since previous quarter
Quarter ending March 2017	10,900	
Quarter ending June 2017	11,069	→
Quarter ending September 2017	11,379	↑
Quarter ending December 2017	12,386	↑
Quarter ending March 2018	13,331	↑
Variance since March 2017	22.3%	↑



ACTIVITY

Cumulative percentage of contracted UDA delivered 2017 & 2018



Month	Adjusted Scheduled Activity (UDA)	
	2017	2018
April	476	1,396
May	2,984	4,361
June	5,261	6,488
July	8,348	10,285
August	10,821	12,728
September	13,663	14,965
October	16,731	18,030
November	20,011	21,072
December	22,878	24,703
January	25,922	28,196
February	29,166	31,442
March	33,172	33,934
April	34,759	35,107
May	34,941	35,111
June	34,940	35,111

QUALITY

	Quantity	Base Number	Contract	AT	Region	England
% of FP17s for the same patient ID Re-attending within 3 months - Children	233	4,170	5.6%	9.8%	11.5%	11.9%
% of FP17s for the same patient ID Re-attending within 3 months - Adults	1,513	12,880	11.7%	14.4%	15.9%	16.0%
% of FP17s for the same patient ID Re-attending between 3 & 9 months - Children	2,375	4,170	57.0%	61.5%	60.6%	58.3%
% of FP17s for the same patient ID Re-attending between 3 & 9 months - Adults	6,210	12,880	48.2%	52.1%	51.6%	50.3%
% of FP17s for Band 1 Urgent Courses	1,214	16,901	7.2%	8.3%	9.5%	9.1%
% of FP17s Relating to Free Repair or Replacements	76	16,901	0.4%	0.8%	0.7%	0.8%
% of FP17s Relating to Continuations	252	16,901	1.5%	1.2%	1.0%	1.0%
% of Patients satisfied with the dentistry they have received	20	22	90.9%	91.4%	92.0%	91.5%
% of Patients satisfied with the time they had to wait for an appointment	20	22	90.9%	88.6%	88.1%	87.9%

* This is based on patients treated on this contract for their most recent course of treatment. Figures in italics indicate the base number of FP17s or Patient Questionnaire responses are less than 100. N/A is shown where the base number of responses is less than 10 during the period. % is calculated as Quantity/Base number*100

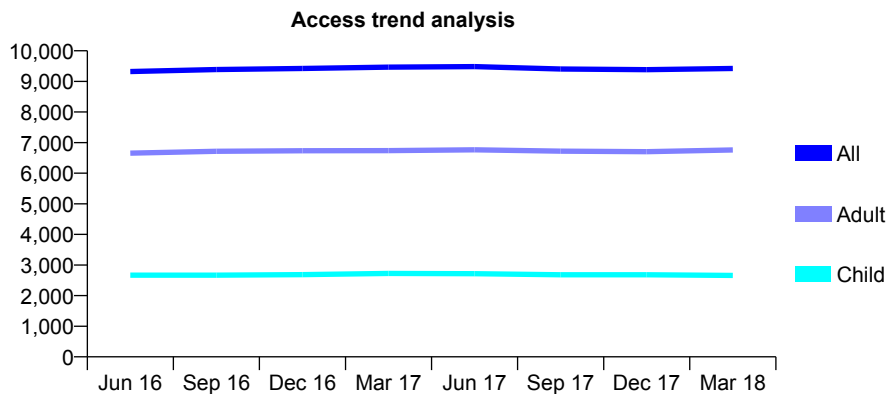
Q65 - Vital Signs At a Glance Contract Report for 101192/0006 - Year end March 2018

Name or company name	Community Dental Centres Ltd
Contract type name	GDS Contract
Purpose of contract	General
Contract start date	01/04/2006
Contract end date	

17/18 Contracted general activity (UDA)	28,047
Carry forward general activity (UDA)	0
17/18 Contracted orthodontic activity (UOA)	0
Carry forward orthodontic activity (UOA)	0
Baseline contract value	£739,721.86

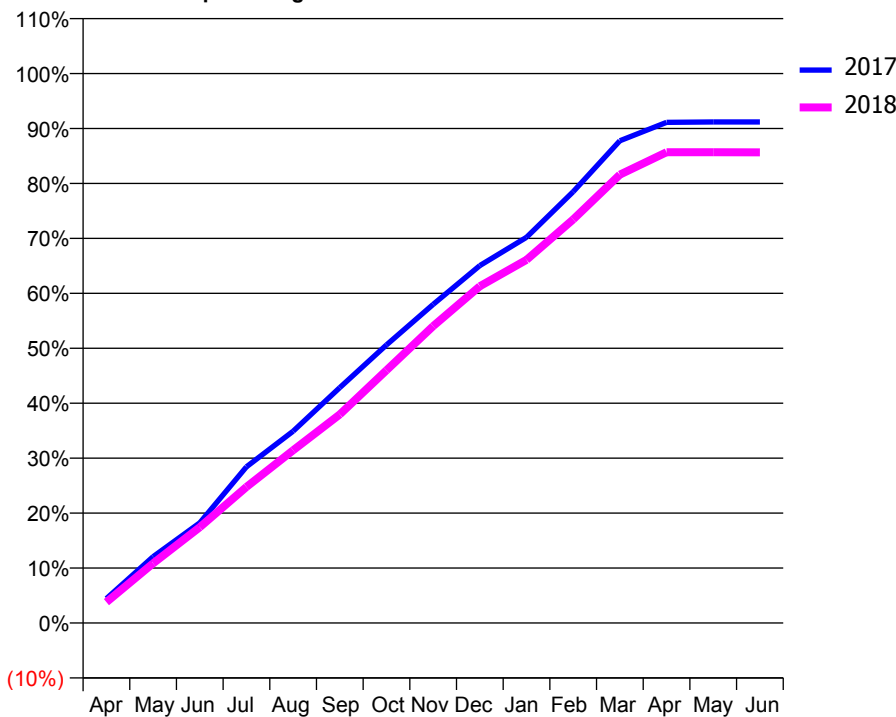
ACCESS*

Patients seen in 24 months	Total	Change since previous quarter
Quarter ending March 2017	9,467	
Quarter ending June 2017	9,484	→
Quarter ending September 2017	9,404	→
Quarter ending December 2017	9,385	→
Quarter ending March 2018	9,423	→
Variance since March 2017	(0.5%)	→



ACTIVITY

Cumulative percentage of contracted UDA delivered 2017 & 2018



Month	Adjusted Scheduled Activity (UDA)	
	2017	2018
April	1,248	1,065
May	3,383	3,044
June	5,114	4,888
July	7,976	6,946
August	9,792	8,819
September	12,020	10,651
October	14,192	12,899
November	16,266	15,157
December	18,247	17,190
January	19,683	18,539
February	22,015	20,597
March	24,617	22,882
April	25,556	24,028
May	25,577	24,026
June	25,577	24,025

QUALITY

	Quantity	Base Number	Contract	AT	Region	England
% of FP17s for the same patient ID Re-attending within 3 months - Children	224	4,011	5.6%	9.8%	11.5%	11.9%
% of FP17s for the same patient ID Re-attending within 3 months - Adults	928	8,394	11.1%	14.4%	15.9%	16.0%
% of FP17s for the same patient ID Re-attending between 3 & 9 months - Children	2,624	4,011	65.4%	61.5%	60.6%	58.3%
% of FP17s for the same patient ID Re-attending between 3 & 9 months - Adults	4,153	8,394	49.5%	52.1%	51.6%	50.3%
% of FP17s for Band 1 Urgent Courses	794	12,477	6.4%	8.3%	9.5%	9.1%
% of FP17s Relating to Free Repair or Replacements	56	12,477	0.4%	0.8%	0.7%	0.8%
% of FP17s Relating to Continuations	253	12,477	2.0%	1.2%	1.0%	1.0%
% of Patients satisfied with the dentistry they have received	10	11	90.9%	91.4%	92.0%	91.5%
% of Patients satisfied with the time they had to wait for an appointment	10	11	90.9%	88.6%	88.1%	87.9%

* This is based on patients treated on this contract for their most recent course of treatment. Figures in italics indicate the base number of FP17s or Patient Questionnaire responses are less than 100. N/A is shown where the base number of responses is less than 10 during the period. % is calculated as Quantity/Base number*100

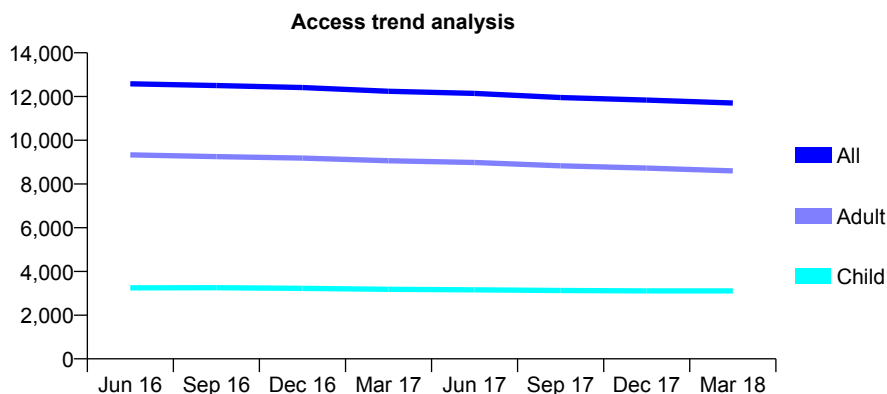
Q65 - Vital Signs At a Glance Contract Report for 101192/0009 - Year end March 2018

Name or company name	Community Dental Centres Ltd
Contract type name	GDS Contract
Purpose of contract	General
Contract start date	01/04/2006
Contract end date	

17/18 Contracted general activity (UDA)	41,308
Carry forward general activity (UDA)	0
17/18 Contracted orthodontic activity (UOA)	0
Carry forward orthodontic activity (UOA)	0
Baseline contract value	£1,073,767.87

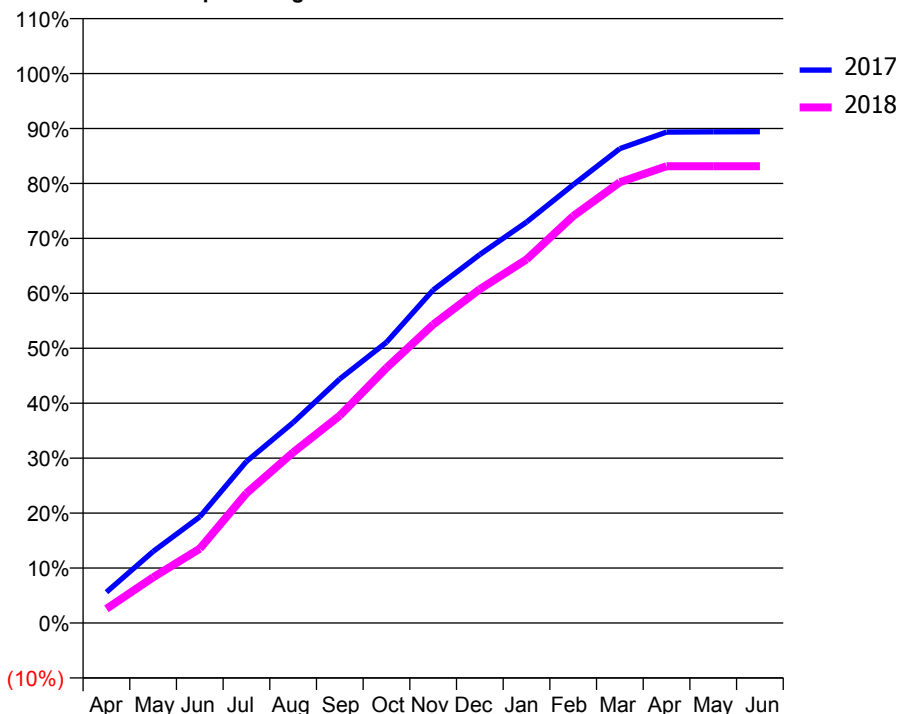
ACCESS*

Patients seen in 24 months	Total	Change since previous quarter
Quarter ending March 2017	12,239	
Quarter ending June 2017	12,141	→
Quarter ending September 2017	11,954	↓
Quarter ending December 2017	11,838	→
Quarter ending March 2018	11,706	↓
Variance since March 2017	(4.4%)	↓



ACTIVITY

Cumulative percentage of contracted UDA delivered 2017 & 2018



Month	Adjusted Scheduled Activity (UDA)	
	2017	2018
April	2,323	1,064
May	5,381	3,436
June	7,983	5,592
July	12,143	9,757
August	15,069	12,823
September	18,352	15,591
October	21,104	19,184
November	25,038	22,439
December	27,699	25,098
January	30,136	27,334
February	32,949	30,586
March	35,665	33,134
April	36,903	34,335
May	36,927	34,338
June	36,930	34,339

QUALITY

	Quantity	Base Number	Contract	AT	Region	England
% of FP17s for the same patient ID Re-attending within 3 months - Children	350	4,881	7.2%	9.8%	11.5%	11.9%
% of FP17s for the same patient ID Re-attending within 3 months - Adults	1,514	11,551	13.1%	14.4%	15.9%	16.0%
% of FP17s for the same patient ID Re-attending between 3 & 9 months - Children	2,842	4,881	58.2%	61.5%	60.6%	58.3%
% of FP17s for the same patient ID Re-attending between 3 & 9 months - Adults	5,912	11,551	51.2%	52.1%	51.6%	50.3%
% of FP17s for Band 1 Urgent Courses	1,584	16,479	9.6%	8.3%	9.5%	9.1%
% of FP17s Relating to Free Repair or Replacements	102	16,479	0.6%	0.8%	0.7%	0.8%
% of FP17s Relating to Continuations	145	16,479	0.9%	1.2%	1.0%	1.0%
% of Patients satisfied with the dentistry they have received	15	17	88.2%	91.4%	92.0%	91.5%
% of Patients satisfied with the time they had to wait for an appointment	13	17	76.5%	88.6%	88.1%	87.9%

* This is based on patients treated on this contract for their most recent course of treatment. Figures in italics indicate the base number of FP17s or Patient Questionnaire responses are less than 100. N/A is shown where the base number of responses is less than 10 during the period. % is calculated as Quantity/Base number*100

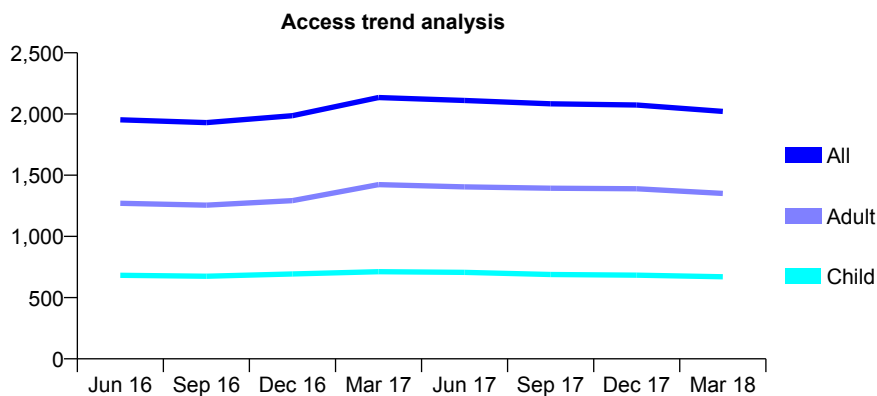
Q65 - Vital Signs At a Glance Contract Report for 101281/0080 - Year end March 2018

Name or company name	OASIS DENTAL CARE LTD
Contract type name	GDS Contract
Purpose of contract	General
Contract start date	01/04/2006
Contract end date	

17/18 Contracted general activity (UDA)	4,535
Carry forward general activity (UDA)	-91
17/18 Contracted orthodontic activity (UOA)	0
Carry forward orthodontic activity (UOA)	0
Baseline contract value	£96,915.10

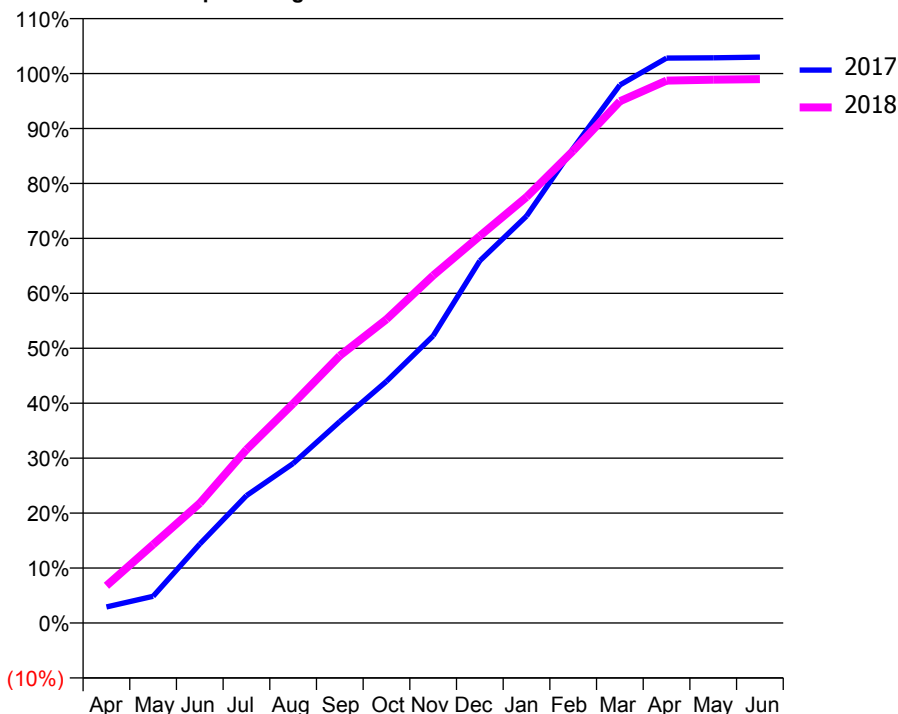
ACCESS*

Patients seen in 24 months	Total	Change since previous quarter
Quarter ending March 2017	2,135	
Quarter ending June 2017	2,111	↓
Quarter ending September 2017	2,083	↓
Quarter ending December 2017	2,073	→
Quarter ending March 2018	2,021	↓
Variance since March 2017	(5.3%)	↓



ACTIVITY

Cumulative percentage of contracted UDA delivered 2017 & 2018



Month	Adjusted Scheduled Activity (UDA)	
	2017	2018
April	133	308
May	221	647
June	652	989
July	1,052	1,432
August	1,316	1,811
September	1,664	2,206
October	1,995	2,506
November	2,370	2,868
December	2,990	3,194
January	3,358	3,515
February	3,918	3,897
March	4,440	4,306
April	4,663	4,477
May	4,665	4,484
June	4,670	4,489

QUALITY

	Quantity	Base Number	Contract	AT	Region	England
% of FP17s for the same patient ID Re-attending within 3 months - Children	58	937	6.2%	9.8%	11.5%	11.9%
% of FP17s for the same patient ID Re-attending within 3 months - Adults	230	1,673	13.7%	14.4%	15.9%	16.0%
% of FP17s for the same patient ID Re-attending between 3 & 9 months - Children	625	937	66.7%	61.5%	60.6%	58.3%
% of FP17s for the same patient ID Re-attending between 3 & 9 months - Adults	922	1,673	55.1%	52.1%	51.6%	50.3%
% of FP17s for Band 1 Urgent Courses	168	2,628	6.4%	8.3%	9.5%	9.1%
% of FP17s Relating to Free Repair or Replacements	4	2,628	0.2%	0.8%	0.7%	0.8%
% of FP17s Relating to Continuations	28	2,628	1.1%	1.2%	1.0%	1.0%
% of Patients satisfied with the dentistry they have received	4	5	N/A	91.4%	92.0%	91.5%
% of Patients satisfied with the time they had to wait for an appointment	5	5	N/A	88.6%	88.1%	87.9%

* This is based on patients treated on this contract for their most recent course of treatment. Figures in italics indicate the base number of FP17s or Patient Questionnaire responses are less than 100. N/A is shown where the base number of responses is less than 10 during the period. % is calculated as Quantity/Base number*100

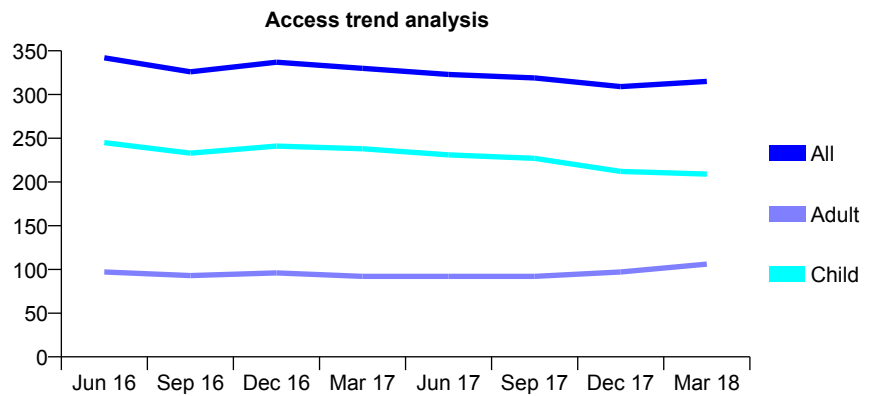
Q65 - Vital Signs At a Glance Contract Report for 101281/0085 - Year end March 2018

Name or company name	OASIS DENTAL CARE LTD
Contract type name	GDS Contract
Purpose of contract	General
Contract start date	01/04/2006
Contract end date	

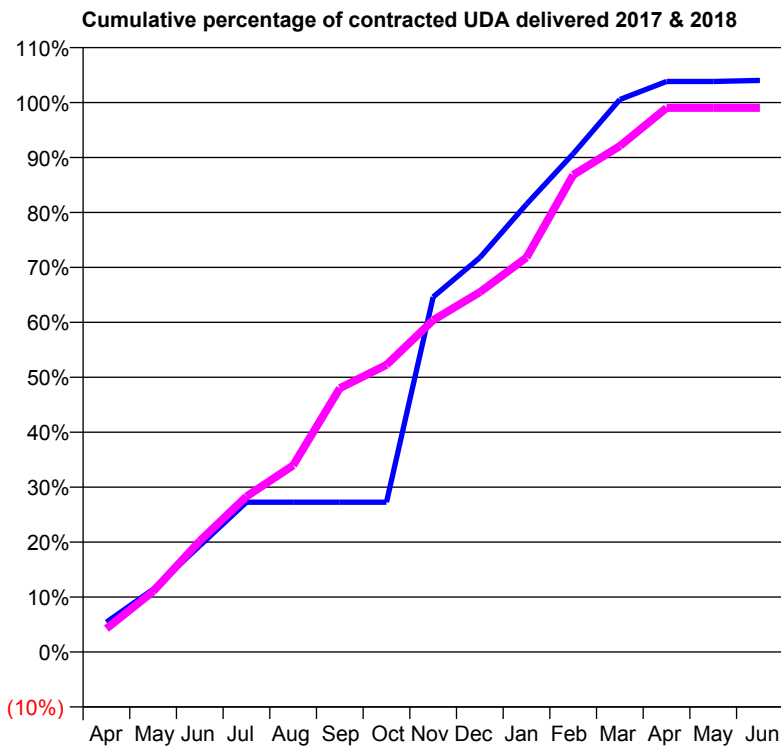
17/18 Contracted general activity (UDA)	517
Carry forward general activity (UDA)	-10
17/18 Contracted orthodontic activity (UOA)	0
Carry forward orthodontic activity (UOA)	0
Baseline contract value	£11,014.26

ACCESS*

Patients seen in 24 months	Total	Change since previous quarter
Quarter ending March 2017	330	
Quarter ending June 2017	323	↓
Quarter ending September 2017	319	↓
Quarter ending December 2017	309	↓
Quarter ending March 2018	315	→
Variance since March 2017	(4.5%)	↓



ACTIVITY



Month	Adjusted Scheduled Activity (UDA)	
	2017	2018
April	28	22
May	59	57
June	100	104
July	141	146
August	141	176
September	141	248
October	141	270
November	334	312
December	371	339
January	421	371
February	469	449
March	520	476
April	537	512
May	537	512
June	538	512

QUALITY

	Quantity	Base Number	Contract	AT	Region	England
% of FP17s for the same patient ID Re-attending within 3 months - Children	20	275	7.3%	9.8%	11.5%	11.9%
% of FP17s for the same patient ID Re-attending within 3 months - Adults	7	96	7.3%	14.4%	15.9%	16.0%
% of FP17s for the same patient ID Re-attending between 3 & 9 months - Children	138	275	50.2%	61.5%	60.6%	58.3%
% of FP17s for the same patient ID Re-attending between 3 & 9 months - Adults	45	96	46.9%	52.1%	51.6%	50.3%
% of FP17s for Band 1 Urgent Courses	20	382	5.2%	8.3%	9.5%	9.1%
% of FP17s Relating to Free Repair or Replacements	0	382	0.0%	0.8%	0.7%	0.8%
% of FP17s Relating to Continuations	0	382	0.0%	1.2%	1.0%	1.0%
% of Patients satisfied with the dentistry they have received	1	1	N/A	91.4%	92.0%	91.5%
% of Patients satisfied with the time they had to wait for an appointment	1	1	N/A	88.6%	88.1%	87.9%

* This is based on patients treated on this contract for their most recent course of treatment. Figures in italics indicate the base number of FP17s or Patient Questionnaire responses are less than 100. N/A is shown where the base number of responses is less than 10 during the period. % is calculated as Quantity/Base number*100

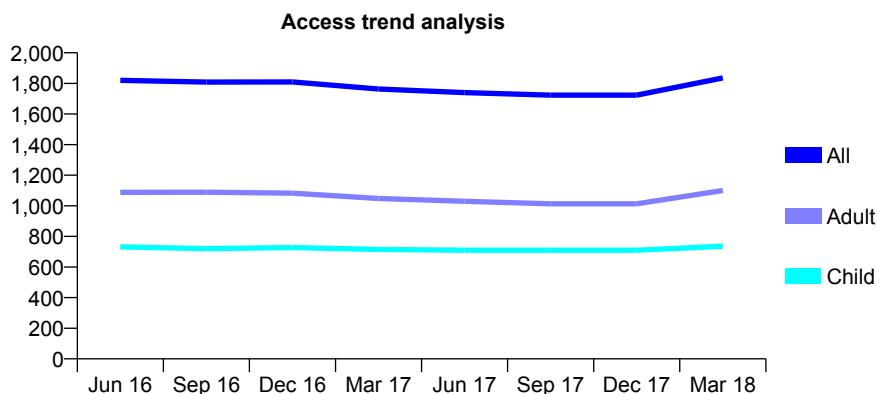
Q65 - Vital Signs At a Glance Contract Report for 101281/0094 - Year end March 2018

Name or company name	OASIS DENTAL CARE LTD
Contract type name	GDS Contract
Purpose of contract	General
Contract start date	01/04/2006
Contract end date	

17/18 Contracted general activity (UDA)	5,393
Carry forward general activity (UDA)	-34
17/18 Contracted orthodontic activity (UOA)	0
Carry forward orthodontic activity (UOA)	0
Baseline contract value	£121,925.59

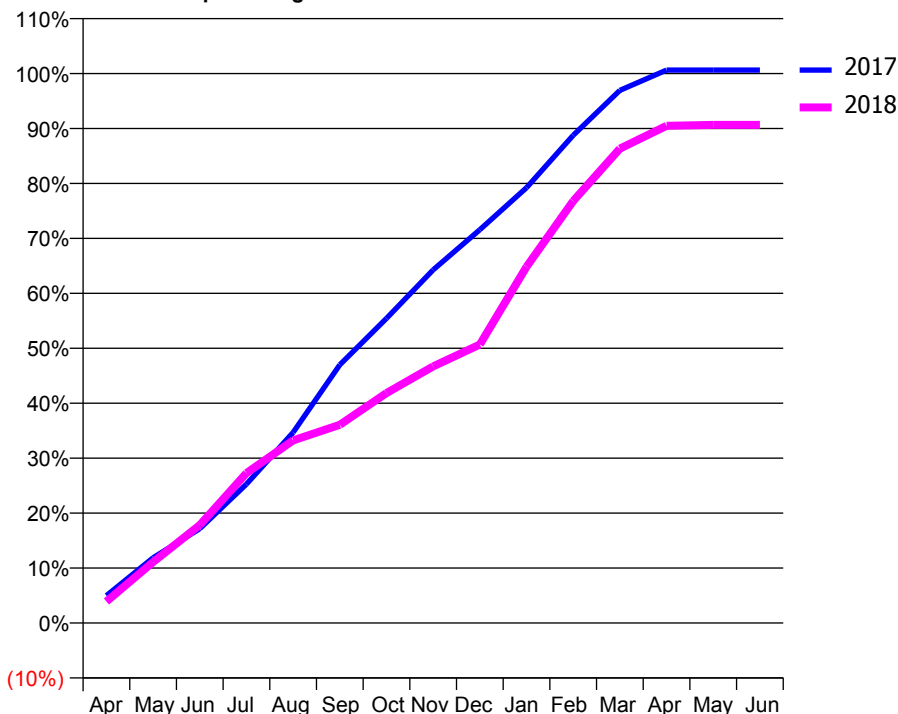
ACCESS*

Patients seen in 24 months	Total	Change since previous quarter
Quarter ending March 2017	1,763	
Quarter ending June 2017	1,740	↓
Quarter ending September 2017	1,723	→
Quarter ending December 2017	1,723	→
Quarter ending March 2018	1,836	↑
Variance since March 2017	4.1%	↑



ACTIVITY

Cumulative percentage of contracted UDA delivered 2017 & 2018



Month	Adjusted Scheduled Activity (UDA)	
	2017	2018
April	269	211
May	641	599
June	926	961
July	1,363	1,472
August	1,870	1,792
September	2,534	1,945
October	2,990	2,257
November	3,466	2,518
December	3,860	2,734
January	4,272	3,496
February	4,787	4,141
March	5,228	4,656
April	5,426	4,880
May	5,427	4,888
June	5,427	4,888

QUALITY

	Quantity	Base Number	Contract	AT	Region	England
% of FP17s for the same patient ID Re-attending within 3 months - Children	134	1,176	11.4%	9.8%	11.5%	11.9%
% of FP17s for the same patient ID Re-attending within 3 months - Adults	349	1,682	20.7%	14.4%	15.9%	16.0%
% of FP17s for the same patient ID Re-attending between 3 & 9 months - Children	623	1,176	53.0%	61.5%	60.6%	58.3%
% of FP17s for the same patient ID Re-attending between 3 & 9 months - Adults	840	1,682	49.9%	52.1%	51.6%	50.3%
% of FP17s for Band 1 Urgent Courses	220	2,886	7.6%	8.3%	9.5%	9.1%
% of FP17s Relating to Free Repair or Replacements	19	2,886	0.7%	0.8%	0.7%	0.8%
% of FP17s Relating to Continuations	105	2,886	3.6%	1.2%	1.0%	1.0%
% of Patients satisfied with the dentistry they have received	2	2	N/A	91.4%	92.0%	91.5%
% of Patients satisfied with the time they had to wait for an appointment	2	2	N/A	88.6%	88.1%	87.9%

* This is based on patients treated on this contract for their most recent course of treatment. Figures in italics indicate the base number of FP17s or Patient Questionnaire responses are less than 100. N/A is shown where the base number of responses is less than 10 during the period. % is calculated as Quantity/Base number*100

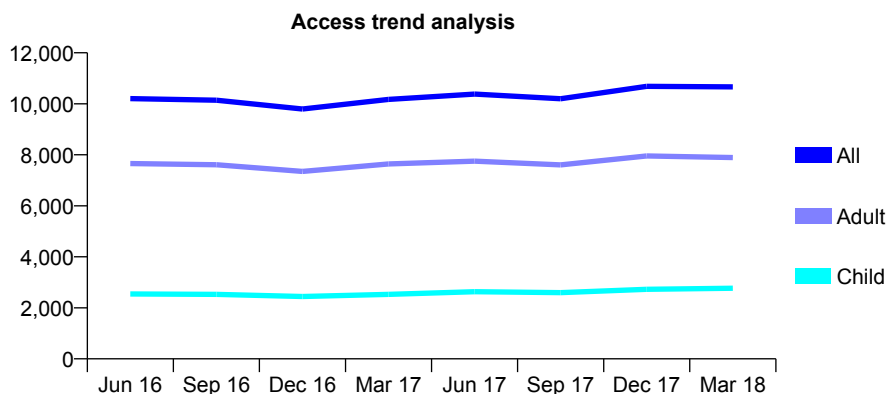
Q65 - Vital Signs At a Glance Contract Report for 101281/0226 - Year end March 2018

Name or company name	OASIS DENTAL CARE LTD
Contract type name	GDS Contract
Purpose of contract	General
Contract start date	24/11/2010
Contract end date	

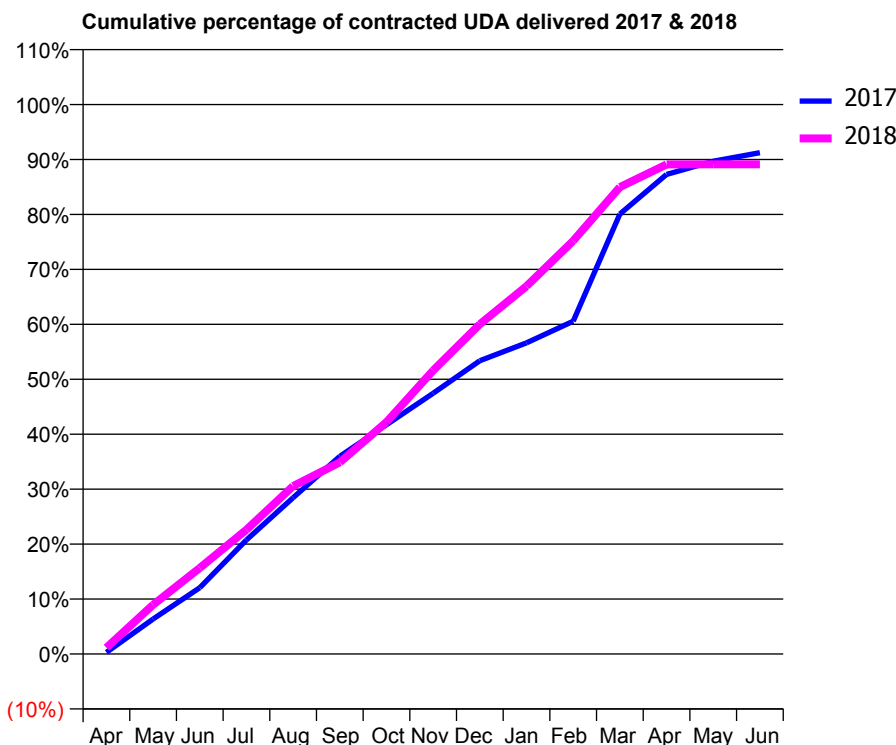
17/18 Contracted general activity (UDA)	31,290
Carry forward general activity (UDA)	0
17/18 Contracted orthodontic activity (UOA)	0
Carry forward orthodontic activity (UOA)	0
Baseline contract value	£840,951.16

ACCESS*

Patients seen in 24 months	Total	Change since previous quarter
Quarter ending March 2017	10,171	
Quarter ending June 2017	10,383	↑
Quarter ending September 2017	10,201	↓
Quarter ending December 2017	10,684	↑
Quarter ending March 2018	10,663	→
Variance since March 2017	4.8%	↑



ACTIVITY



Month	Adjusted Scheduled Activity (UDA)	
	2017	2018
April	91	359
May	1,992	2,804
June	3,778	4,904
July	6,494	7,080
August	8,901	9,562
September	11,259	10,917
October	13,054	13,211
November	14,848	16,144
December	16,703	18,778
January	17,717	20,943
February	18,946	23,526
March	25,057	26,588
April	27,308	27,876
May	28,060	27,882
June	28,548	27,883

QUALITY

	Quantity	Base Number	Contract	AT	Region	England
% of FP17s for the same patient ID Re-attending within 3 months - Children	305	3,874	7.9%	9.8%	11.5%	11.9%
% of FP17s for the same patient ID Re-attending within 3 months - Adults	1,644	10,547	15.6%	14.4%	15.9%	16.0%
% of FP17s for the same patient ID Re-attending between 3 & 9 months - Children	1,922	3,874	49.6%	61.5%	60.6%	58.3%
% of FP17s for the same patient ID Re-attending between 3 & 9 months - Adults	4,696	10,547	44.5%	52.1%	51.6%	50.3%
% of FP17s for Band 1 Urgent Courses	1,304	13,387	9.7%	8.3%	9.5%	9.1%
% of FP17s Relating to Free Repair or Replacements	70	13,387	0.5%	0.8%	0.7%	0.8%
% of FP17s Relating to Continuations	281	13,387	2.1%	1.2%	1.0%	1.0%
% of Patients satisfied with the dentistry they have received	8	9	N/A	91.4%	92.0%	91.5%
% of Patients satisfied with the time they had to wait for an appointment	8	9	N/A	88.6%	88.1%	87.9%

* This is based on patients treated on this contract for their most recent course of treatment. Figures in italics indicate the base number of FP17s or Patient Questionnaire responses are less than 100. N/A is shown where the base number of responses is less than 10 during the period. % is calculated as Quantity/Base number*100

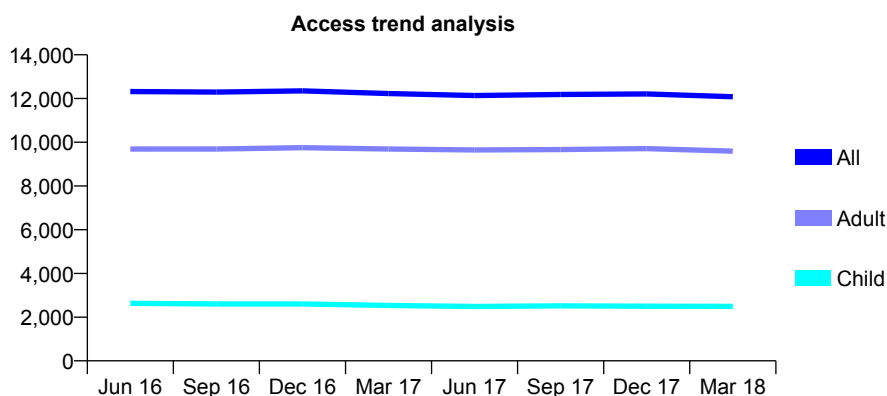
Q65 - Vital Signs At a Glance Contract Report for 101281/0253 - Year end March 2018

Name or company name	OASIS DENTAL CARE LTD
Contract type name	GDS Contract
Purpose of contract	General
Contract start date	05/04/2013
Contract end date	

17/18 Contracted general activity (UDA)	41,045
Carry forward general activity (UDA)	0
17/18 Contracted orthodontic activity (UOA)	0
Carry forward orthodontic activity (UOA)	0
Baseline contract value	£1,211,252.71

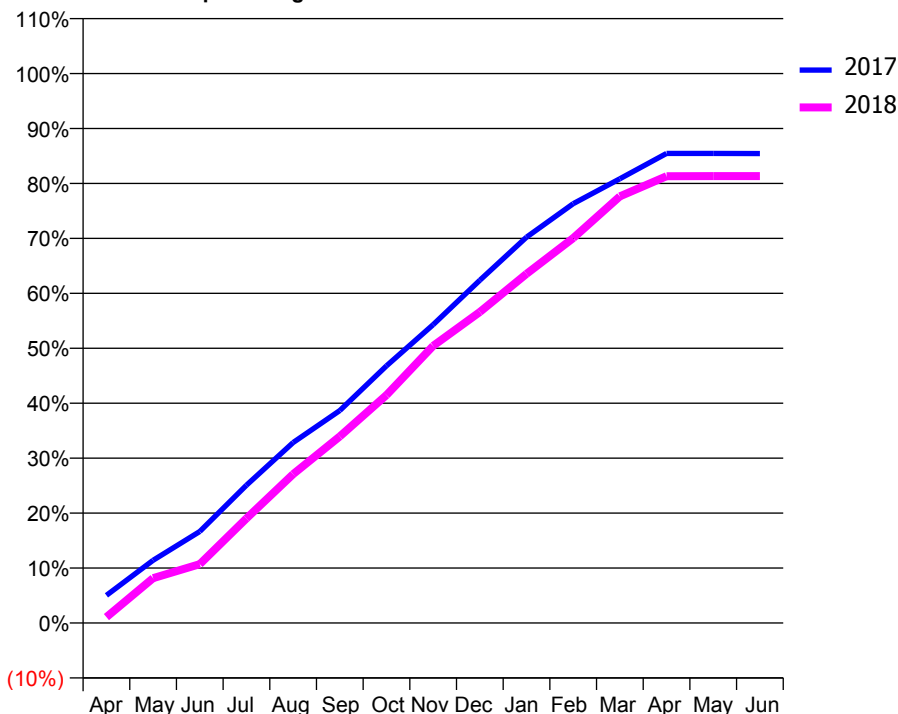
ACCESS*

Patients seen in 24 months	Total	Change since previous quarter
Quarter ending March 2017	12,226	
Quarter ending June 2017	12,137	→
Quarter ending September 2017	12,184	→
Quarter ending December 2017	12,208	→
Quarter ending March 2018	12,083	↓
Variance since March 2017	(1.2%)	↓



ACTIVITY

Cumulative percentage of contracted UDA delivered 2017 & 2018



Month	Adjusted Scheduled Activity (UDA)	
	2017	2018
April	2,066	440
May	4,689	3,354
June	6,838	4,395
July	10,297	7,816
August	13,484	11,117
September	15,872	13,941
October	19,205	17,027
November	22,289	20,701
December	25,600	23,234
January	28,825	26,077
February	31,318	28,750
March	33,182	31,865
April	35,079	33,370
May	35,076	33,387
June	35,068	33,386

QUALITY

	Quantity	Base Number	Contract	AT	Region	England
% of FP17s for the same patient ID Re-attending within 3 months - Children	216	3,633	5.9%	9.8%	11.5%	11.9%
% of FP17s for the same patient ID Re-attending within 3 months - Adults	2,232	13,728	16.3%	14.4%	15.9%	16.0%
% of FP17s for the same patient ID Re-attending between 3 & 9 months - Children	2,143	3,633	59.0%	61.5%	60.6%	58.3%
% of FP17s for the same patient ID Re-attending between 3 & 9 months - Adults	7,212	13,728	52.5%	52.1%	51.6%	50.3%
% of FP17s for Band 1 Urgent Courses	1,989	17,188	11.6%	8.3%	9.5%	9.1%
% of FP17s Relating to Free Repair or Replacements	319	17,188	1.9%	0.8%	0.7%	0.8%
% of FP17s Relating to Continuations	153	17,188	0.9%	1.2%	1.0%	1.0%
% of Patients satisfied with the dentistry they have received	30	31	96.8%	91.4%	92.0%	91.5%
% of Patients satisfied with the time they had to wait for an appointment	28	31	90.3%	88.6%	88.1%	87.9%

* This is based on patients treated on this contract for their most recent course of treatment. Figures in italics indicate the base number of FP17s or Patient Questionnaire responses are less than 100. N/A is shown where the base number of responses is less than 10 during the period. % is calculated as Quantity/Base number*100

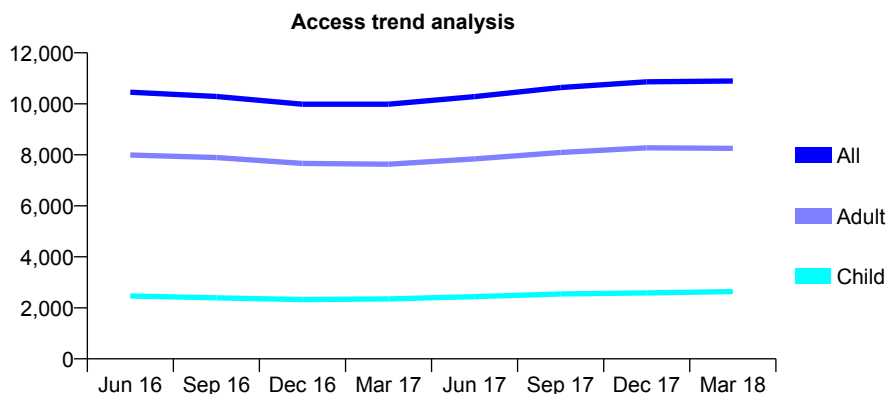
Q65 - Vital Signs At a Glance Contract Report for 101338/0029 - Year end March 2018

Name or company name	Whitecross Dental Care Limited
Contract type name	GDS Contract
Purpose of contract	General
Contract start date	01/04/2006
Contract end date	

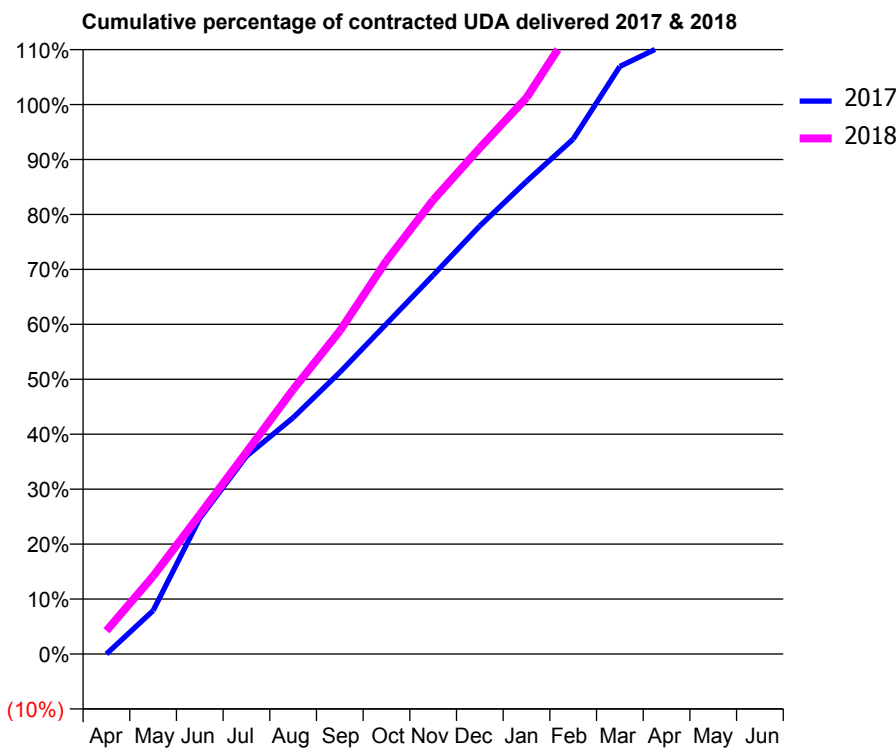
17/18 Contracted general activity (UDA)	22,095
Carry forward general activity (UDA)	0
17/18 Contracted orthodontic activity (UOA)	0
Carry forward orthodontic activity (UOA)	0
Baseline contract value	£465,086.17

ACCESS*

Patients seen in 24 months	Total	Change since previous quarter
Quarter ending March 2017	9,982	
Quarter ending June 2017	10,281	↑
Quarter ending September 2017	10,636	↑
Quarter ending December 2017	10,865	↑
Quarter ending March 2018	10,894	→
Variance since March 2017	9.1%	↑



ACTIVITY



Month	Adjusted Scheduled Activity (UDA)	
	2017	2018
April	0	936
May	1,745	3,128
June	5,454	5,604
July	7,953	8,117
August	9,501	10,637
September	11,324	12,989
October	13,279	15,816
November	15,233	18,254
December	17,214	20,353
January	19,004	22,369
February	20,706	25,247
March	23,625	27,186
April	24,533	27,861
May	24,581	27,907
June	24,585	27,919

QUALITY

	Quantity	Base Number	Contract	AT	Region	England
% of FP17s for the same patient ID Re-attending within 3 months - Children	113	3,711	3.0%	9.8%	11.5%	11.9%
% of FP17s for the same patient ID Re-attending within 3 months - Adults	714	10,723	6.7%	14.4%	15.9%	16.0%
% of FP17s for the same patient ID Re-attending between 3 & 9 months - Children	2,016	3,711	54.3%	61.5%	60.6%	58.3%
% of FP17s for the same patient ID Re-attending between 3 & 9 months - Adults	4,853	10,723	45.3%	52.1%	51.6%	50.3%
% of FP17s for Band 1 Urgent Courses	565	14,329	3.9%	8.3%	9.5%	9.1%
% of FP17s Relating to Free Repair or Replacements	51	14,329	0.4%	0.8%	0.7%	0.8%
% of FP17s Relating to Continuations	92	14,329	0.6%	1.2%	1.0%	1.0%
% of Patients satisfied with the dentistry they have received	11	12	91.7%	91.4%	92.0%	91.5%
% of Patients satisfied with the time they had to wait for an appointment	10	12	83.3%	88.6%	88.1%	87.9%

* This is based on patients treated on this contract for their most recent course of treatment. Figures in italics indicate the base number of FP17s or Patient Questionnaire responses are less than 100. N/A is shown where the base number of responses is less than 10 during the period. % is calculated as Quantity/Base number*100

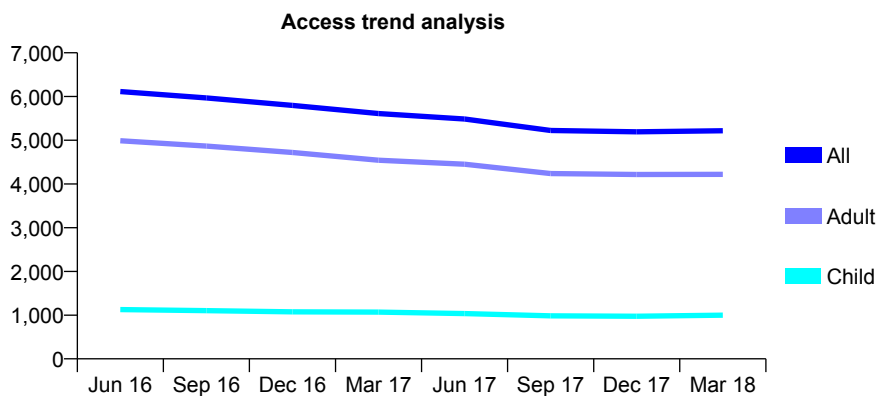
Q65 - Vital Signs At a Glance Contract Report for 101338/0060 - Year end March 2018

Name or company name	Whitecross Dental Care Limited
Contract type name	GDS Contract
Purpose of contract	General
Contract start date	01/01/2008
Contract end date	

17/18 Contracted general activity (UDA)	18,000
Carry forward general activity (UDA)	0
17/18 Contracted orthodontic activity (UOA)	0
Carry forward orthodontic activity (UOA)	0
Baseline contract value	£472,609.71

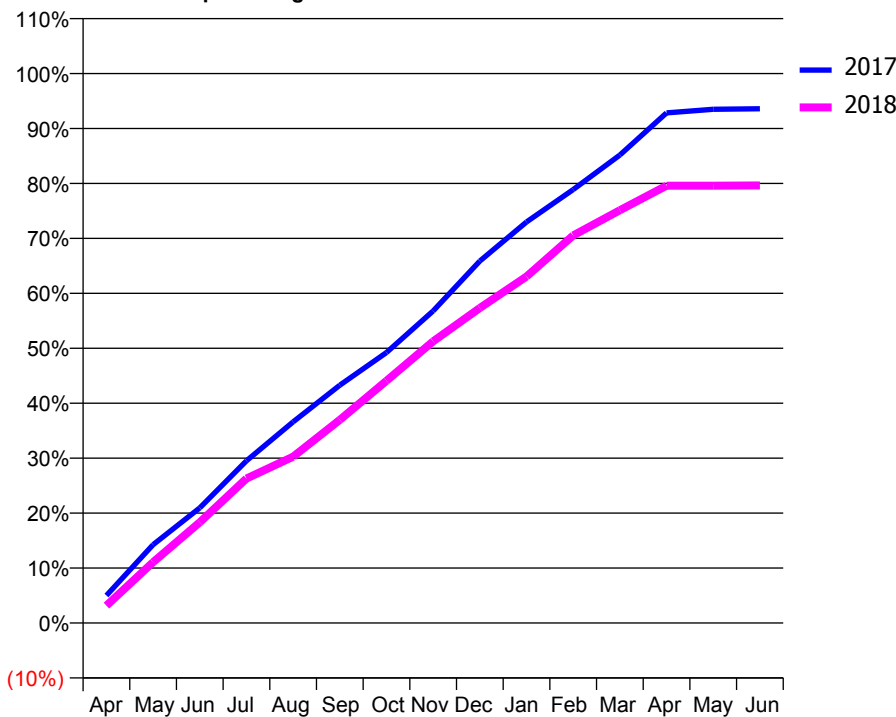
ACCESS*

Patients seen in 24 months	Total	Change since previous quarter
Quarter ending March 2017	5,611	
Quarter ending June 2017	5,486	↓
Quarter ending September 2017	5,222	↓
Quarter ending December 2017	5,192	→
Quarter ending March 2018	5,217	→
Variance since March 2017	(7.0%)	↓



ACTIVITY

Cumulative percentage of contracted UDA delivered 2017 & 2018



Month	Adjusted Scheduled Activity (UDA)	
	2017	2018
April	803	568
May	2,281	1,993
June	3,354	3,302
July	4,722	4,733
August	5,859	5,447
September	6,925	6,655
October	7,875	7,935
November	9,089	9,227
December	10,540	10,318
January	11,677	11,351
February	12,621	12,695
March	13,628	13,521
April	14,853	14,326
May	14,957	14,326
June	14,974	14,335

QUALITY

	Quantity	Base Number	Contract	AT	Region	England
% of FP17s for the same patient ID Re-attending within 3 months - Children	86	1,381	6.2%	9.8%	11.5%	11.9%
% of FP17s for the same patient ID Re-attending within 3 months - Adults	525	5,076	10.3%	14.4%	15.9%	16.0%
% of FP17s for the same patient ID Re-attending between 3 & 9 months - Children	705	1,381	51.0%	61.5%	60.6%	58.3%
% of FP17s for the same patient ID Re-attending between 3 & 9 months - Adults	2,337	5,076	46.0%	52.1%	51.6%	50.3%
% of FP17s for Band 1 Urgent Courses	420	6,071	6.9%	8.3%	9.5%	9.1%
% of FP17s Relating to Free Repair or Replacements	22	6,071	0.4%	0.8%	0.7%	0.8%
% of FP17s Relating to Continuations	80	6,071	1.3%	1.2%	1.0%	1.0%
% of Patients satisfied with the dentistry they have received	2	3	N/A	91.4%	92.0%	91.5%
% of Patients satisfied with the time they had to wait for an appointment	2	3	N/A	88.6%	88.1%	87.9%

* This is based on patients treated on this contract for their most recent course of treatment. Figures in italics indicate the base number of FP17s or Patient Questionnaire responses are less than 100. N/A is shown where the base number of responses is less than 10 during the period. % is calculated as Quantity/Base number*100

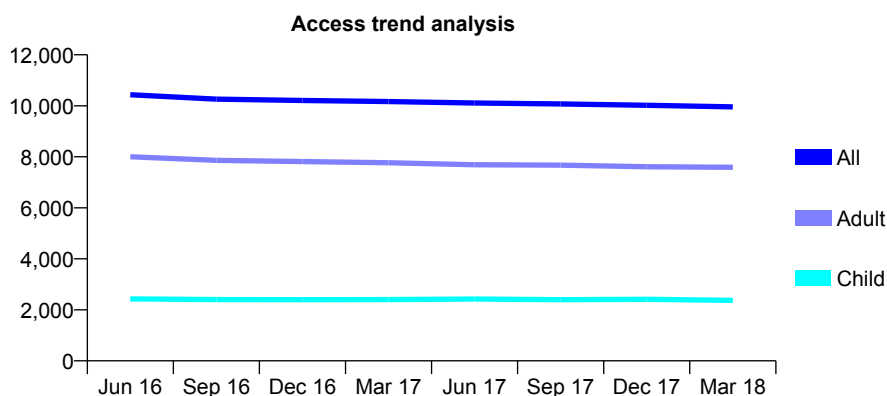
Q65 - Vital Signs At a Glance Contract Report for 101338/0066 - Year end March 2018

Name or company name	Whitecross Dental Care Limited
Contract type name	GDS Contract
Purpose of contract	General
Contract start date	01/06/2008
Contract end date	

17/18 Contracted general activity (UDA)	28,500
Carry forward general activity (UDA)	-363
17/18 Contracted orthodontic activity (UOA)	0
Carry forward orthodontic activity (UOA)	0
Baseline contract value	£692,963.56

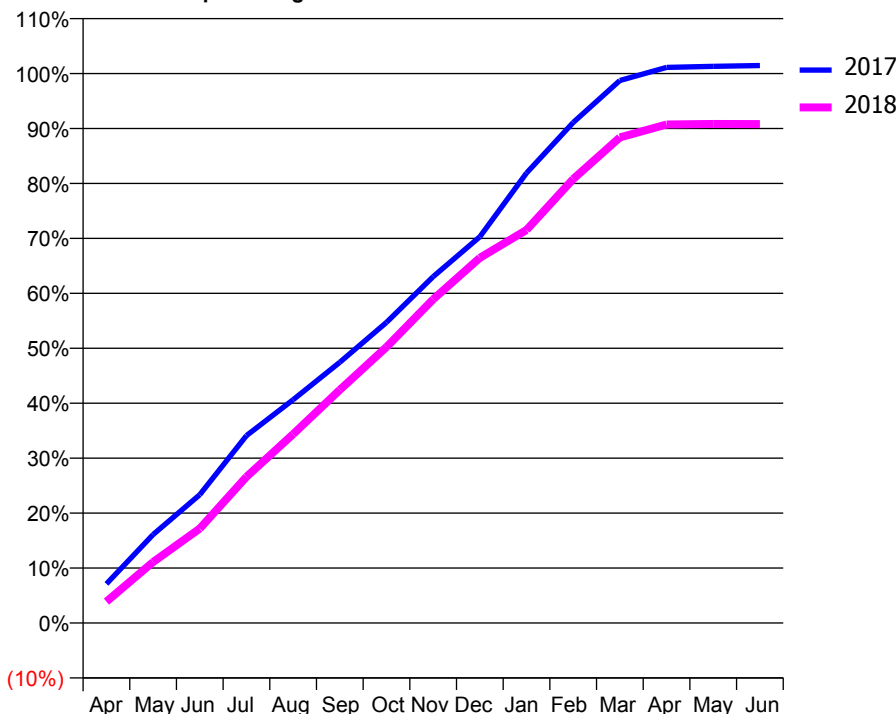
ACCESS*

Patients seen in 24 months	Total	Change since previous quarter
Quarter ending March 2017	10,169	
Quarter ending June 2017	10,111	→
Quarter ending September 2017	10,071	→
Quarter ending December 2017	10,021	→
Quarter ending March 2018	9,959	→
Variance since March 2017	(2.1%)	↓



ACTIVITY

Cumulative percentage of contracted UDA delivered 2017 & 2018



Month	Adjusted Scheduled Activity (UDA)	
	2017	2018
April	1,796	1,113
May	4,068	3,167
June	5,898	4,899
July	8,614	7,585
August	10,262	9,794
September	11,981	12,096
October	13,812	14,314
November	15,916	16,791
December	17,750	18,943
January	20,678	20,384
February	22,998	23,025
March	24,930	25,187
April	25,527	25,858
May	25,579	25,887
June	25,613	25,879

QUALITY

	Quantity	Base Number	Contract	AT	Region	England
% of FP17s for the same patient ID Re-attending within 3 months - Children	164	3,024	5.4%	9.8%	11.5%	11.9%
% of FP17s for the same patient ID Re-attending within 3 months - Adults	1,130	9,042	12.5%	14.4%	15.9%	16.0%
% of FP17s for the same patient ID Re-attending between 3 & 9 months - Children	1,576	3,024	52.1%	61.5%	60.6%	58.3%
% of FP17s for the same patient ID Re-attending between 3 & 9 months - Adults	3,857	9,042	42.7%	52.1%	51.6%	50.3%
% of FP17s for Band 1 Urgent Courses	1,325	12,099	11.0%	8.3%	9.5%	9.1%
% of FP17s Relating to Free Repair or Replacements	40	12,099	0.3%	0.8%	0.7%	0.8%
% of FP17s Relating to Continuations	106	12,099	0.9%	1.2%	1.0%	1.0%
% of Patients satisfied with the dentistry they have received	9	9	N/A	91.4%	92.0%	91.5%
% of Patients satisfied with the time they had to wait for an appointment	7	9	N/A	88.6%	88.1%	87.9%

* This is based on patients treated on this contract for their most recent course of treatment. Figures in italics indicate the base number of FP17s or Patient Questionnaire responses are less than 100. N/A is shown where the base number of responses is less than 10 during the period. % is calculated as Quantity/Base number*100

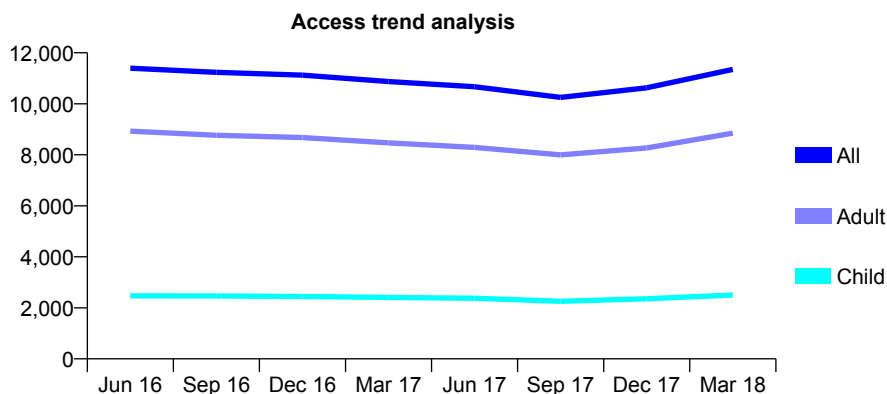
Q65 - Vital Signs At a Glance Contract Report for 101338/0097 - Year end March 2018

Name or company name	Whitecross Dental Care Limited
Contract type name	GDS Contract
Purpose of contract	General
Contract start date	01/09/2009
Contract end date	

17/18 Contracted general activity (UDA)	32,000
Carry forward general activity (UDA)	0
17/18 Contracted orthodontic activity (UOA)	0
Carry forward orthodontic activity (UOA)	0
Baseline contract value	£858,357.10

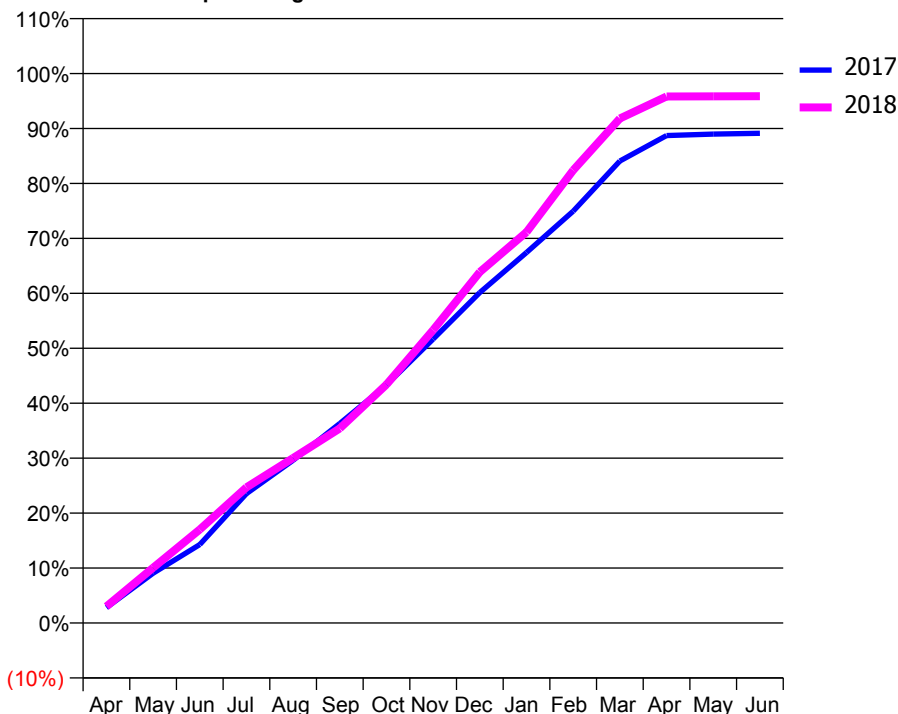
ACCESS*

Patients seen in 24 months	Total	Change since previous quarter
Quarter ending March 2017	10,875	
Quarter ending June 2017	10,669	↓
Quarter ending September 2017	10,252	↓
Quarter ending December 2017	10,628	↑
Quarter ending March 2018	11,351	↑
Variance since March 2017	4.4%	↑



ACTIVITY

Cumulative percentage of contracted UDA delivered 2017 & 2018



Month	Adjusted Scheduled Activity (UDA)	
	2017	2018
April	894	967
May	2,902	3,221
June	4,568	5,448
July	7,533	7,898
August	9,477	9,610
September	11,622	11,332
October	13,862	13,891
November	16,540	17,064
December	19,248	20,442
January	21,576	22,764
February	23,982	26,370
March	26,903	29,384
April	28,386	30,664
May	28,468	30,672
June	28,521	30,678

QUALITY

	Quantity	Base Number	Contract	AT	Region	England
% of FP17s for the same patient ID Re-attending within 3 months - Children	149	3,174	4.7%	9.8%	11.5%	11.9%
% of FP17s for the same patient ID Re-attending within 3 months - Adults	1,261	10,158	12.4%	14.4%	15.9%	16.0%
% of FP17s for the same patient ID Re-attending between 3 & 9 months - Children	1,662	3,174	52.4%	61.5%	60.6%	58.3%
% of FP17s for the same patient ID Re-attending between 3 & 9 months - Adults	3,718	10,158	36.6%	52.1%	51.6%	50.3%
% of FP17s for Band 1 Urgent Courses	1,398	13,220	10.6%	8.3%	9.5%	9.1%
% of FP17s Relating to Free Repair or Replacements	117	13,220	0.9%	0.8%	0.7%	0.8%
% of FP17s Relating to Continuations	183	13,220	1.4%	1.2%	1.0%	1.0%
% of Patients satisfied with the dentistry they have received	21	23	91.3%	91.4%	92.0%	91.5%
% of Patients satisfied with the time they had to wait for an appointment	21	23	91.3%	88.6%	88.1%	87.9%

* This is based on patients treated on this contract for their most recent course of treatment. Figures in italics indicate the base number of FP17s or Patient Questionnaire responses are less than 100. N/A is shown where the base number of responses is less than 10 during the period. % is calculated as Quantity/Base number*100

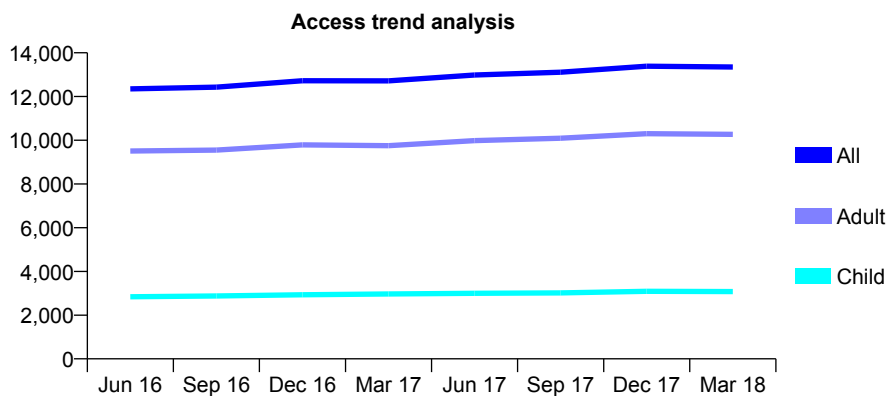
Q65 - Vital Signs At a Glance Contract Report for 101362/0045 - Year end March 2018

Name or company name	Rodericks Dental Limited
Contract type name	GDS Contract
Purpose of contract	General and Orthodontic
Contract start date	01/02/2012
Contract end date	

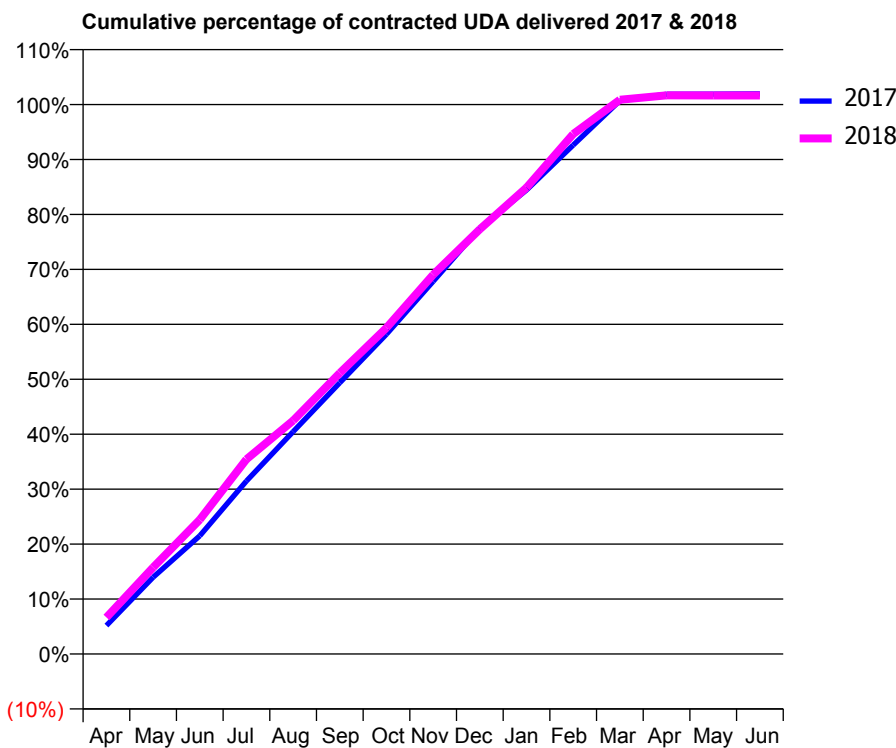
17/18 Contracted general activity (UDA)	33,727
Carry forward general activity (UDA)	-649
17/18 Contracted orthodontic activity (UOA)	954
Carry forward orthodontic activity (UOA)	3
Baseline contract value	£767,406.54

ACCESS*

Patients seen in 24 months	Total	Change since previous quarter
Quarter ending March 2017	12,717	
Quarter ending June 2017	12,983	↑
Quarter ending September 2017	13,111	→
Quarter ending December 2017	13,385	↑
Quarter ending March 2018	13,352	→
Variance since March 2017	5.0%	↑



ACTIVITY



Month	Adjusted Scheduled Activity (UDA)	
	2017	2018
April	1,746	2,248
May	4,713	5,317
June	7,259	8,244
July	10,620	11,953
August	13,651	14,329
September	16,655	17,249
October	19,629	20,023
November	22,872	23,281
December	26,137	26,074
January	28,481	28,625
February	31,235	31,913
March	33,958	34,022
April	34,357	34,293
May	34,361	34,282
June	34,376	34,282

QUALITY

	Quantity	Base Number	Contract	AT	Region	England
% of FP17s for the same patient ID Re-attending within 3 months - Children	243	4,174	5.8%	9.8%	11.5%	11.9%
% of FP17s for the same patient ID Re-attending within 3 months - Adults	1,407	12,229	11.5%	14.4%	15.9%	16.0%
% of FP17s for the same patient ID Re-attending between 3 & 9 months - Children	2,513	4,174	60.2%	61.5%	60.6%	58.3%
% of FP17s for the same patient ID Re-attending between 3 & 9 months - Adults	5,632	12,229	46.1%	52.1%	51.6%	50.3%
% of FP17s for Band 1 Urgent Courses	1,117	16,269	6.9%	8.3%	9.5%	9.1%
% of FP17s Relating to Free Repair or Replacements	234	16,269	1.4%	0.8%	0.7%	0.8%
% of FP17s Relating to Continuations	167	16,269	1.0%	1.2%	1.0%	1.0%
% of Patients satisfied with the dentistry they have received	18	18	100.0%	91.4%	92.0%	91.5%
% of Patients satisfied with the time they had to wait for an appointment	15	18	83.3%	88.6%	88.1%	87.9%

* This is based on patients treated on this contract for their most recent course of treatment. Figures in italics indicate the base number of FP17s or Patient Questionnaire responses are less than 100. N/A is shown where the base number of responses is less than 10 during the period. % is calculated as Quantity/Base number*100

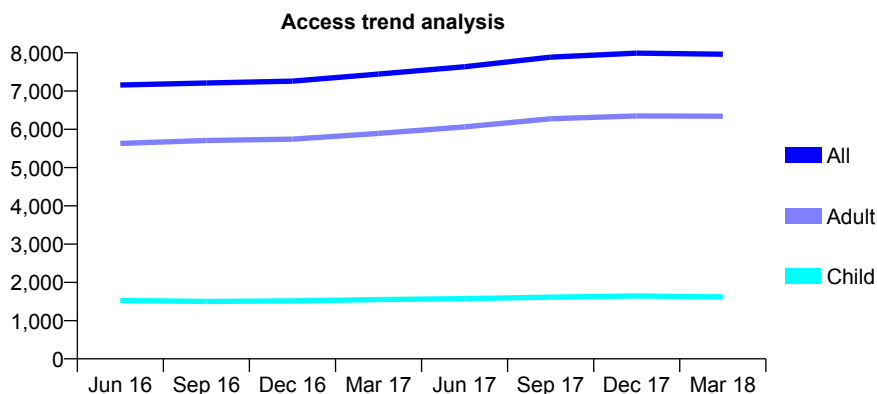
Q65 - Vital Signs At a Glance Contract Report for 101362/0046 - Year end March 2018

Name or company name	Rodericks Dental Limited
Contract type name	GDS Contract
Purpose of contract	General
Contract start date	01/02/2012
Contract end date	

17/18 Contracted general activity (UDA)	20,083
Carry forward general activity (UDA)	-140
17/18 Contracted orthodontic activity (UOA)	0
Carry forward orthodontic activity (UOA)	0
Baseline contract value	£504,516.67

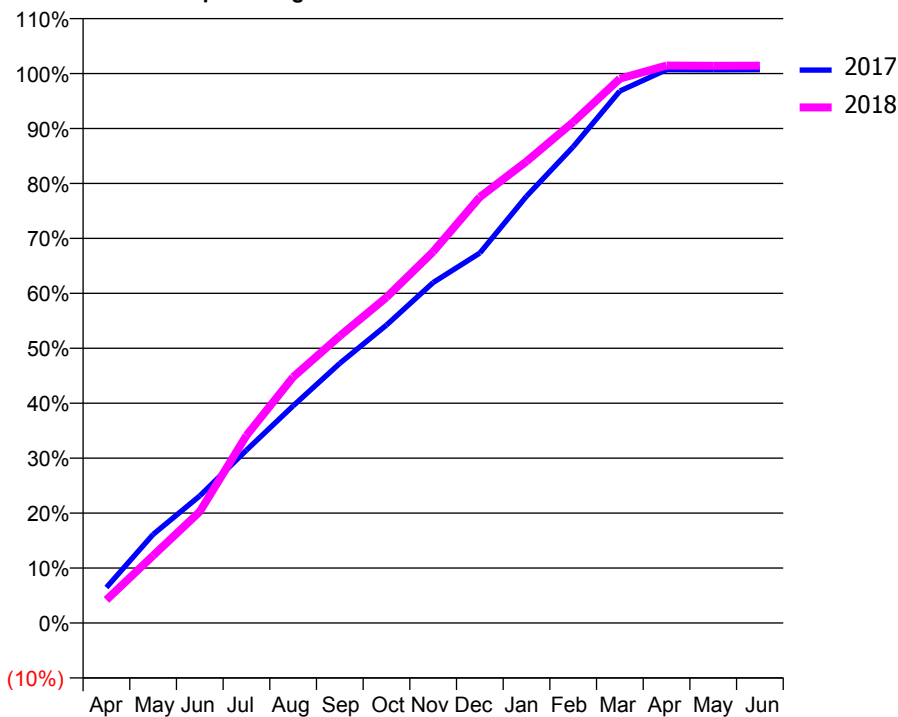
ACCESS*

Patients seen in 24 months	Total	Change since previous quarter
Quarter ending March 2017	7,444	
Quarter ending June 2017	7,637	↑
Quarter ending September 2017	7,888	↑
Quarter ending December 2017	7,993	→
Quarter ending March 2018	7,963	→
Variance since March 2017	7.0%	↑



ACTIVITY

Cumulative percentage of contracted UDA delivered 2017 & 2018



Month	Adjusted Scheduled Activity (UDA)	
	2017	2018
April	1,300	846
May	3,239	2,462
June	4,645	4,074
July	6,318	6,853
August	7,937	8,988
September	9,489	10,488
October	10,892	11,904
November	12,444	13,572
December	13,523	15,569
January	15,598	16,869
February	17,405	18,308
March	19,443	19,896
April	20,221	20,374
May	20,217	20,365
June	20,223	20,369

QUALITY

	Quantity	Base Number	Contract	AT	Region	England
% of FP17s for the same patient ID Re-attending within 3 months - Children	210	2,161	9.7%	9.8%	11.5%	11.9%
% of FP17s for the same patient ID Re-attending within 3 months - Adults	1,126	7,662	14.7%	14.4%	15.9%	16.0%
% of FP17s for the same patient ID Re-attending between 3 & 9 months - Children	1,101	2,161	50.9%	61.5%	60.6%	58.3%
% of FP17s for the same patient ID Re-attending between 3 & 9 months - Adults	3,248	7,662	42.4%	52.1%	51.6%	50.3%
% of FP17s for Band 1 Urgent Courses	1,284	9,683	13.3%	8.3%	9.5%	9.1%
% of FP17s Relating to Free Repair or Replacements	111	9,683	1.1%	0.8%	0.7%	0.8%
% of FP17s Relating to Continuations	63	9,683	0.7%	1.2%	1.0%	1.0%
% of Patients satisfied with the dentistry they have received	10	13	76.9%	91.4%	92.0%	91.5%
% of Patients satisfied with the time they had to wait for an appointment	10	13	76.9%	88.6%	88.1%	87.9%

* This is based on patients treated on this contract for their most recent course of treatment. Figures in italics indicate the base number of FP17s or Patient Questionnaire responses are less than 100. N/A is shown where the base number of responses is less than 10 during the period. % is calculated as Quantity/Base number*100

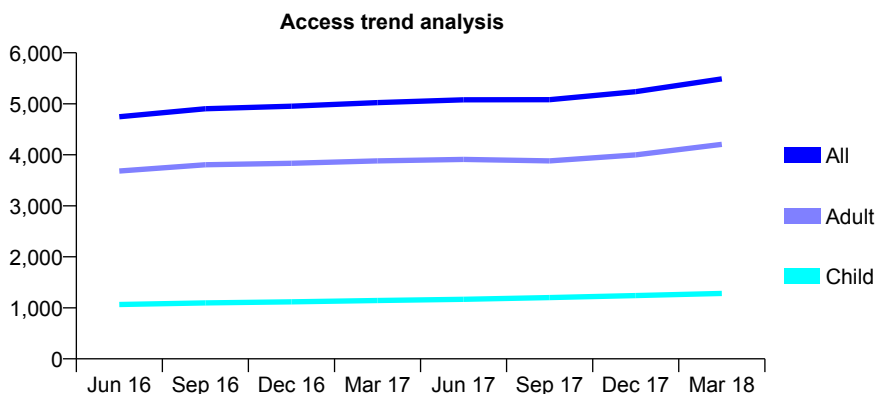
Q65 - Vital Signs At a Glance Contract Report for 101362/0047 - Year end March 2018

Name or company name	Rodericks Dental Limited
Contract type name	GDS Contract
Purpose of contract	General
Contract start date	01/02/2012
Contract end date	

17/18 Contracted general activity (UDA)	13,456
Carry forward general activity (UDA)	-243
17/18 Contracted orthodontic activity (UOA)	0
Carry forward orthodontic activity (UOA)	0
Baseline contract value	£405,688.88

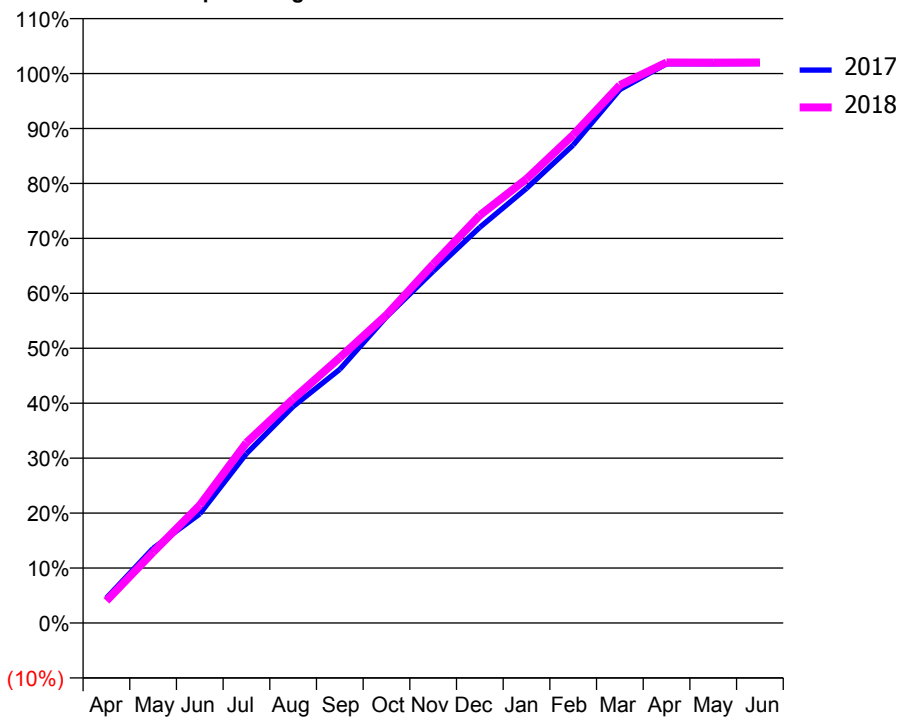
ACCESS*

Patients seen in 24 months	Total	Change since previous quarter
Quarter ending March 2017	5,024	
Quarter ending June 2017	5,078	→
Quarter ending September 2017	5,082	→
Quarter ending December 2017	5,238	↑
Quarter ending March 2018	5,488	↑
Variance since March 2017	9.2%	↑



ACTIVITY

Cumulative percentage of contracted UDA delivered 2017 & 2018



Month	Adjusted Scheduled Activity (UDA)	
	2017	2018
April	613	543
May	1,829	1,735
June	2,672	2,886
July	4,149	4,417
August	5,300	5,487
September	6,212	6,501
October	7,498	7,545
November	8,612	8,784
December	9,689	9,985
January	10,643	10,876
February	11,704	11,954
March	13,063	13,170
April	13,695	13,727
May	13,695	13,724
June	13,699	13,727

QUALITY

	Quantity	Base Number	Contract	AT	Region	England
% of FP17s for the same patient ID Re-attending within 3 months - Children	146	2,046	7.1%	9.8%	11.5%	11.9%
% of FP17s for the same patient ID Re-attending within 3 months - Adults	798	5,706	14.0%	14.4%	15.9%	16.0%
% of FP17s for the same patient ID Re-attending between 3 & 9 months - Children	1,367	2,046	66.8%	61.5%	60.6%	58.3%
% of FP17s for the same patient ID Re-attending between 3 & 9 months - Adults	2,542	5,706	44.5%	52.1%	51.6%	50.3%
% of FP17s for Band 1 Urgent Courses	483	6,530	7.4%	8.3%	9.5%	9.1%
% of FP17s Relating to Free Repair or Replacements	88	6,530	1.3%	0.8%	0.7%	0.8%
% of FP17s Relating to Continuations	143	6,530	2.2%	1.2%	1.0%	1.0%
% of Patients satisfied with the dentistry they have received	5	5	N/A	91.4%	92.0%	91.5%
% of Patients satisfied with the time they had to wait for an appointment	5	5	N/A	88.6%	88.1%	87.9%

* This is based on patients treated on this contract for their most recent course of treatment. Figures in italics indicate the base number of FP17s or Patient Questionnaire responses are less than 100. N/A is shown where the base number of responses is less than 10 during the period. % is calculated as Quantity/Base number*100

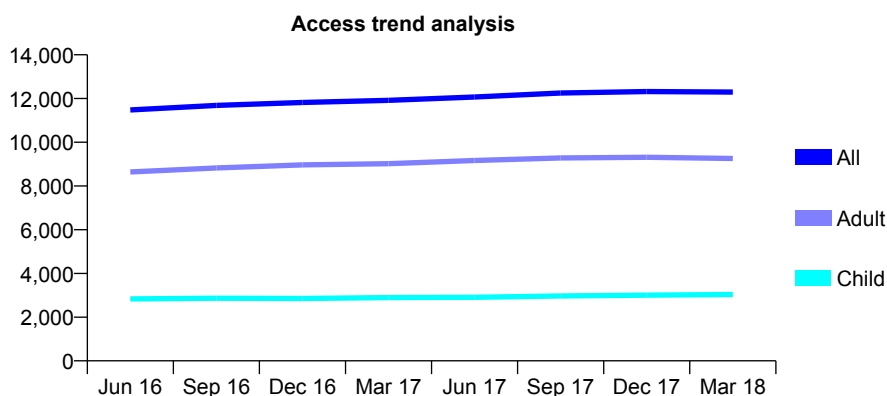
Q65 - Vital Signs At a Glance Contract Report for 101362/0048 - Year end March 2018

Name or company name	Rodericks Dental Limited
Contract type name	GDS Contract
Purpose of contract	General
Contract start date	01/02/2012
Contract end date	

17/18 Contracted general activity (UDA)	36,000
Carry forward general activity (UDA)	364
17/18 Contracted orthodontic activity (UOA)	0
Carry forward orthodontic activity (UOA)	0
Baseline contract value	£821,939.41

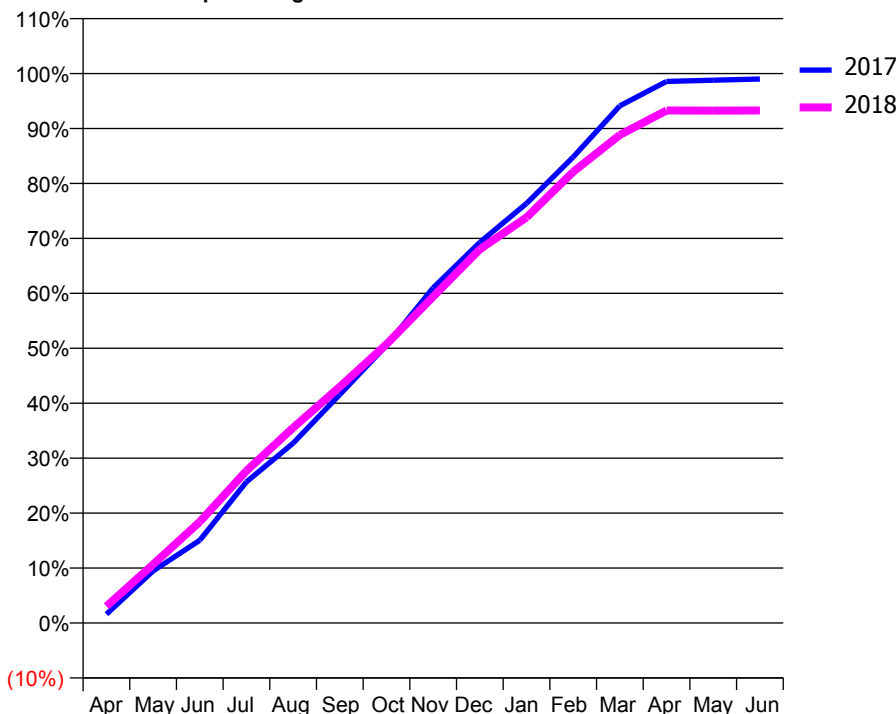
ACCESS*

Patients seen in 24 months	Total	Change since previous quarter
Quarter ending March 2017	11,914	
Quarter ending June 2017	12,072	→
Quarter ending September 2017	12,250	→
Quarter ending December 2017	12,318	→
Quarter ending March 2018	12,294	→
Variance since March 2017	3.2%	↑



ACTIVITY

Cumulative percentage of contracted UDA delivered 2017 & 2018



Adjusted Scheduled Activity (UDA)

Month	2017	2018
April	578	1,095
May	3,412	3,843
June	5,418	6,631
July	9,248	9,975
August	11,779	12,790
September	14,974	15,477
October	18,197	18,259
November	21,954	21,378
December	24,934	24,480
January	27,485	26,571
February	30,532	29,557
March	33,885	31,977
April	35,485	33,577
May	35,562	33,571
June	35,636	33,574

QUALITY

	Quantity	Base Number	Contract	AT	Region	England
% of FP17s for the same patient ID Re-attending within 3 months - Children	231	3,956	5.8%	9.8%	11.5%	11.9%
% of FP17s for the same patient ID Re-attending within 3 months - Adults	1,278	10,422	12.3%	14.4%	15.9%	16.0%
% of FP17s for the same patient ID Re-attending between 3 & 9 months - Children	2,163	3,956	54.7%	61.5%	60.6%	58.3%
% of FP17s for the same patient ID Re-attending between 3 & 9 months - Adults	4,417	10,422	42.4%	52.1%	51.6%	50.3%
% of FP17s for Band 1 Urgent Courses	1,225	14,476	8.5%	8.3%	9.5%	9.1%
% of FP17s Relating to Free Repair or Replacements	125	14,476	0.9%	0.8%	0.7%	0.8%
% of FP17s Relating to Continuations	117	14,476	0.8%	1.2%	1.0%	1.0%
% of Patients satisfied with the dentistry they have received	13	13	100.0%	91.4%	92.0%	91.5%
% of Patients satisfied with the time they had to wait for an appointment	13	13	100.0%	88.6%	88.1%	87.9%

* This is based on patients treated on this contract for their most recent course of treatment. Figures in italics indicate the base number of FP17s or Patient Questionnaire responses are less than 100. N/A is shown where the base number of responses is less than 10 during the period. % is calculated as Quantity/Base number*100

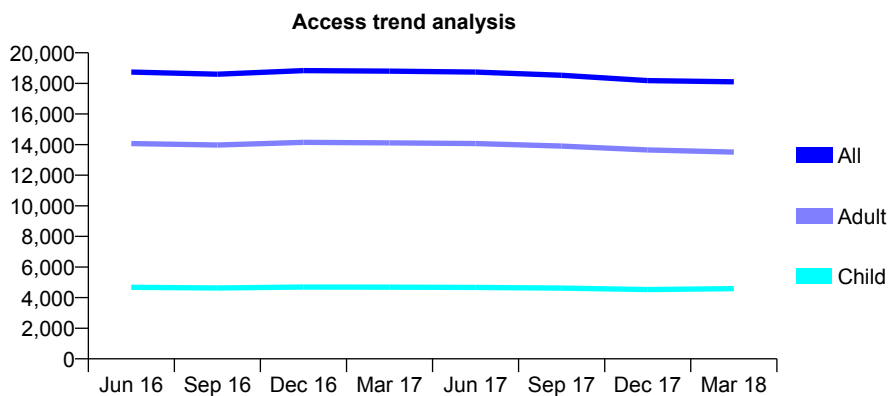
Q65 - Vital Signs At a Glance Contract Report for 101370/0030 - Year end March 2018

Name or company name	Petrie Tucker & Partners Ltd
Contract type name	GDS Contract
Purpose of contract	General
Contract start date	01/04/2006
Contract end date	

17/18 Contracted general activity (UDA)	61,735
Carry forward general activity (UDA)	0
17/18 Contracted orthodontic activity (UOA)	0
Carry forward orthodontic activity (UOA)	0
Baseline contract value	£1,339,667.08

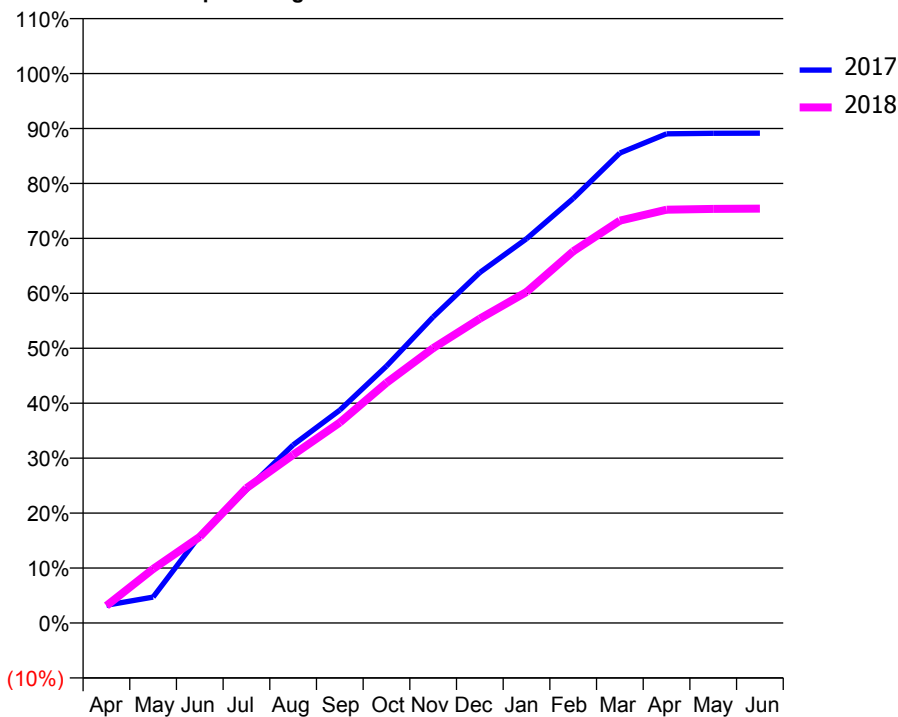
ACCESS*

Patients seen in 24 months	Total	Change since previous quarter
Quarter ending March 2017	18,801	
Quarter ending June 2017	18,737	→
Quarter ending September 2017	18,535	↓
Quarter ending December 2017	18,179	↓
Quarter ending March 2018	18,102	→
Variance since March 2017	(3.7%)	↓



ACTIVITY

Cumulative percentage of contracted UDA delivered 2017 & 2018



Month	Adjusted Scheduled Activity (UDA)	
	2017	2018
April	2,002	1,944
May	2,920	6,074
June	9,815	9,680
July	14,971	15,157
August	20,013	18,892
September	23,919	22,525
October	28,864	26,993
November	34,386	30,880
December	39,380	34,202
January	43,170	37,186
February	47,692	41,755
March	52,801	45,206
April	54,955	46,441
May	55,025	46,531
June	55,040	46,556

QUALITY

	Quantity	Base Number	Contract	AT	Region	England
% of FP17s for the same patient ID Re-attending within 3 months - Children	461	6,582	7.0%	9.8%	11.5%	11.9%
% of FP17s for the same patient ID Re-attending within 3 months - Adults	2,377	18,526	12.8%	14.4%	15.9%	16.0%
% of FP17s for the same patient ID Re-attending between 3 & 9 months - Children	4,132	6,582	62.8%	61.5%	60.6%	58.3%
% of FP17s for the same patient ID Re-attending between 3 & 9 months - Adults	10,755	18,526	58.1%	52.1%	51.6%	50.3%
% of FP17s for Band 1 Urgent Courses	1,479	24,738	6.0%	8.3%	9.5%	9.1%
% of FP17s Relating to Free Repair or Replacements	167	24,738	0.7%	0.8%	0.7%	0.8%
% of FP17s Relating to Continuations	503	24,738	2.0%	1.2%	1.0%	1.0%
% of Patients satisfied with the dentistry they have received	11	11	100.0%	91.4%	92.0%	91.5%
% of Patients satisfied with the time they had to wait for an appointment	10	11	90.9%	88.6%	88.1%	87.9%

* This is based on patients treated on this contract for their most recent course of treatment. Figures in italics indicate the base number of FP17s or Patient Questionnaire responses are less than 100. N/A is shown where the base number of responses is less than 10 during the period. % is calculated as Quantity/Base number*100

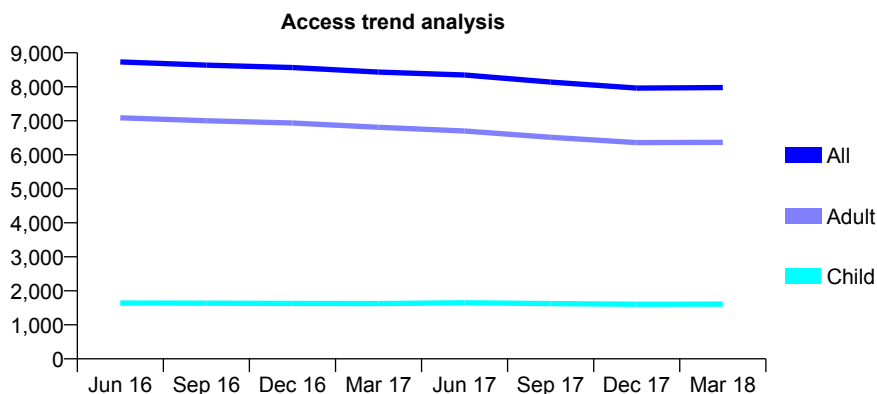
Q65 - Vital Signs At a Glance Contract Report for 101370/0031 - Year end March 2018

Name or company name	Petrie Tucker & Partners Ltd
Contract type name	GDS Contract
Purpose of contract	General
Contract start date	01/04/2006
Contract end date	

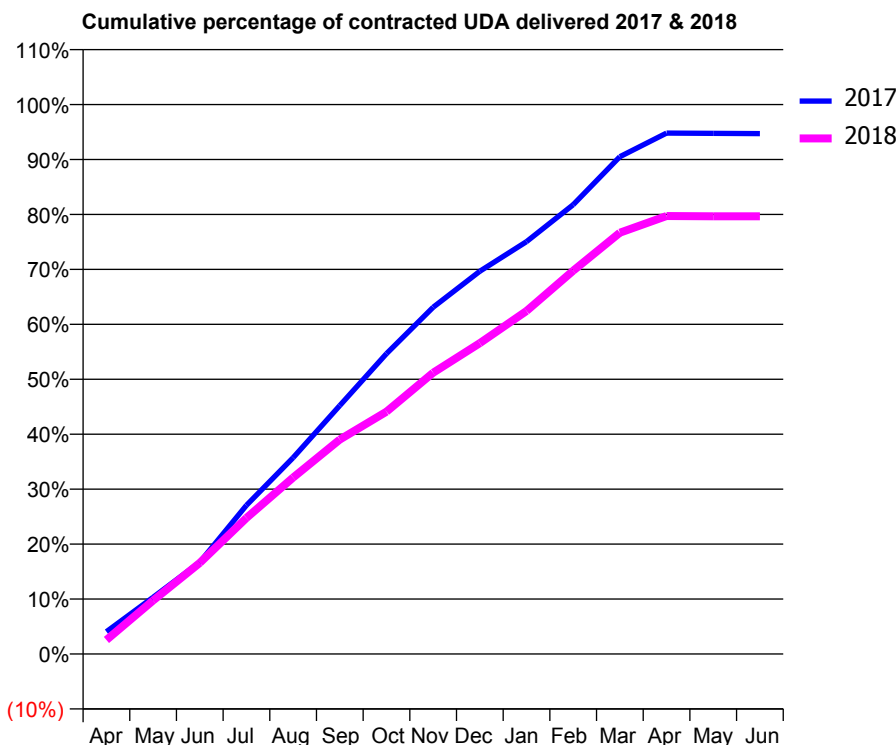
17/18 Contracted general activity (UDA)	29,000
Carry forward general activity (UDA)	0
17/18 Contracted orthodontic activity (UOA)	0
Carry forward orthodontic activity (UOA)	0
Baseline contract value	£616,072.34

ACCESS*

Patients seen in 24 months	Total	Change since previous quarter
Quarter ending March 2017	8,435	
Quarter ending June 2017	8,347	↓
Quarter ending September 2017	8,140	↓
Quarter ending December 2017	7,963	↓
Quarter ending March 2018	7,978	→
Variance since March 2017	(5.4%)	↓



ACTIVITY



Month	Adjusted Scheduled Activity (UDA)	
	2017	2018
April	1,181	745
May	2,995	2,822
June	4,845	4,810
July	7,851	7,182
August	10,361	9,314
September	13,117	11,321
October	15,854	12,790
November	18,302	14,844
December	20,204	16,411
January	21,760	18,104
February	23,710	20,227
March	26,244	22,235
April	27,494	23,114
May	27,476	23,102
June	27,467	23,099

QUALITY

	Quantity	Base Number	Contract	AT	Region	England
% of FP17s for the same patient ID Re-attending within 3 months - Children	147	2,012	7.3%	9.8%	11.5%	11.9%
% of FP17s for the same patient ID Re-attending within 3 months - Adults	785	7,182	10.9%	14.4%	15.9%	16.0%
% of FP17s for the same patient ID Re-attending between 3 & 9 months - Children	1,022	2,012	50.8%	61.5%	60.6%	58.3%
% of FP17s for the same patient ID Re-attending between 3 & 9 months - Adults	3,337	7,182	46.5%	52.1%	51.6%	50.3%
% of FP17s for Band 1 Urgent Courses	601	9,177	6.5%	8.3%	9.5%	9.1%
% of FP17s Relating to Free Repair or Replacements	46	9,177	0.5%	0.8%	0.7%	0.8%
% of FP17s Relating to Continuations	190	9,177	2.1%	1.2%	1.0%	1.0%
% of Patients satisfied with the dentistry they have received	9	9	N/A	91.4%	92.0%	91.5%
% of Patients satisfied with the time they had to wait for an appointment	8	9	N/A	88.6%	88.1%	87.9%

* This is based on patients treated on this contract for their most recent course of treatment. Figures in italics indicate the base number of FP17s or Patient Questionnaire responses are less than 100. N/A is shown where the base number of responses is less than 10 during the period. % is calculated as Quantity/Base number*100

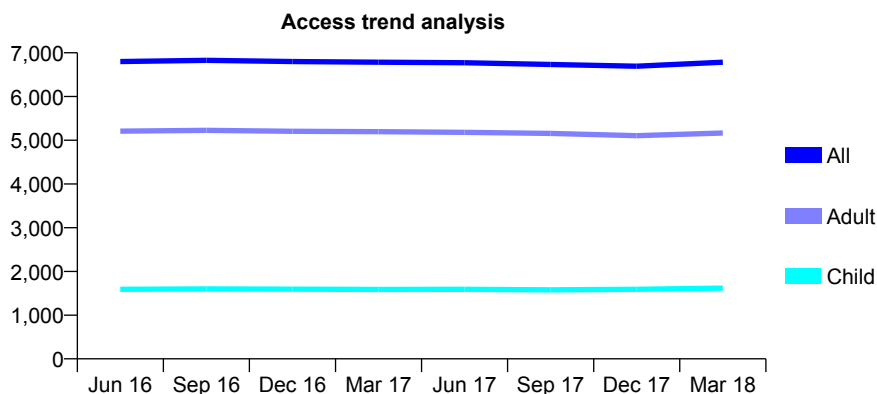
Q65 - Vital Signs At a Glance Contract Report for 101370/0041 - Year end March 2018

Name or company name	Petrie Tucker & Partners Ltd
Contract type name	GDS Contract
Purpose of contract	General
Contract start date	01/04/2006
Contract end date	

17/18 Contracted general activity (UDA)	18,250
Carry forward general activity (UDA)	308
17/18 Contracted orthodontic activity (UOA)	0
Carry forward orthodontic activity (UOA)	0
Baseline contract value	£411,361.00

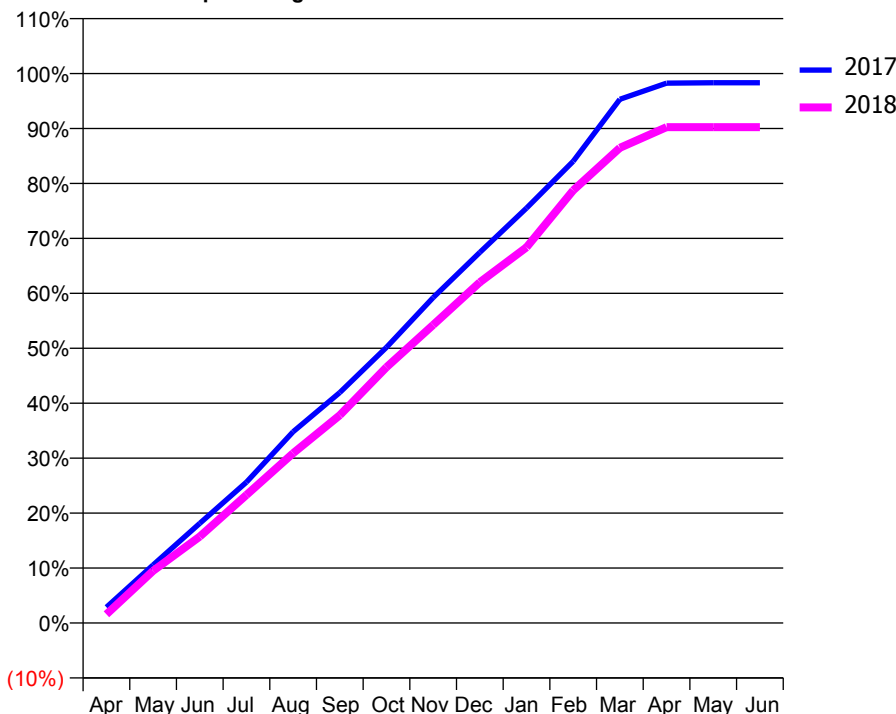
ACCESS*

Patients seen in 24 months	Total	Change since previous quarter
Quarter ending March 2017	6,785	
Quarter ending June 2017	6,772	→
Quarter ending September 2017	6,732	→
Quarter ending December 2017	6,694	→
Quarter ending March 2018	6,784	→
Variance since March 2017	(0.0%)	→



ACTIVITY

Cumulative percentage of contracted UDA delivered 2017 & 2018



Month	2017	2018
April	523	291
May	1,930	1,736
June	3,310	2,873
July	4,677	4,255
August	6,352	5,639
September	7,657	6,901
October	9,157	8,495
November	10,807	9,900
December	12,312	11,318
January	13,779	12,479
February	15,335	14,367
March	17,392	15,784
April	17,930	16,469
May	17,942	16,469
June	17,942	16,469

QUALITY

	Quantity	Base Number	Contract	AT	Region	England
% of FP17s for the same patient ID Re-attending within 3 months - Children	164	2,343	7.0%	9.8%	11.5%	11.9%
% of FP17s for the same patient ID Re-attending within 3 months - Adults	767	6,471	11.9%	14.4%	15.9%	16.0%
% of FP17s for the same patient ID Re-attending between 3 & 9 months - Children	1,387	2,343	59.2%	61.5%	60.6%	58.3%
% of FP17s for the same patient ID Re-attending between 3 & 9 months - Adults	3,043	6,471	47.0%	52.1%	51.6%	50.3%
% of FP17s for Band 1 Urgent Courses	598	8,230	7.3%	8.3%	9.5%	9.1%
% of FP17s Relating to Free Repair or Replacements	84	8,230	1.0%	0.8%	0.7%	0.8%
% of FP17s Relating to Continuations	90	8,230	1.1%	1.2%	1.0%	1.0%
% of Patients satisfied with the dentistry they have received	4	5	N/A	91.4%	92.0%	91.5%
% of Patients satisfied with the time they had to wait for an appointment	4	5	N/A	88.6%	88.1%	87.9%

* This is based on patients treated on this contract for their most recent course of treatment. Figures in italics indicate the base number of FP17s or Patient Questionnaire responses are less than 100. N/A is shown where the base number of responses is less than 10 during the period. % is calculated as Quantity/Base number*100

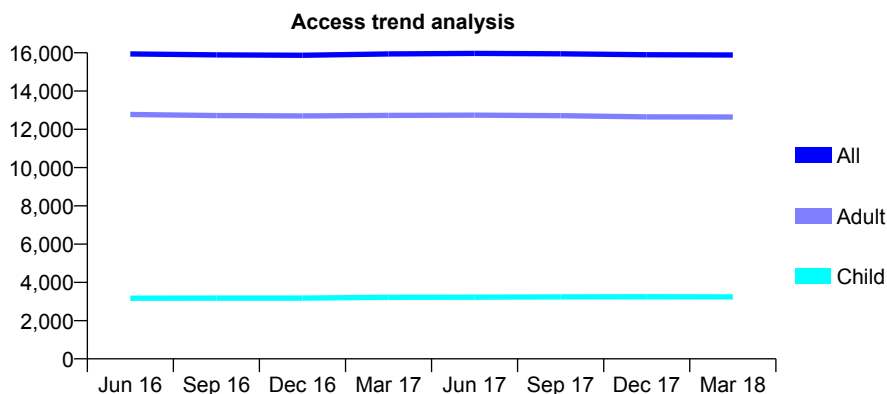
Q65 - Vital Signs At a Glance Contract Report for 101370/0050 - Year end March 2018

Name or company name	Petrie Tucker & Partners Ltd
Contract type name	GDS Contract
Purpose of contract	General
Contract start date	01/04/2006
Contract end date	

17/18 Contracted general activity (UDA)	53,726
Carry forward general activity (UDA)	1,276
17/18 Contracted orthodontic activity (UOA)	0
Carry forward orthodontic activity (UOA)	0
Baseline contract value	£1,165,673.73

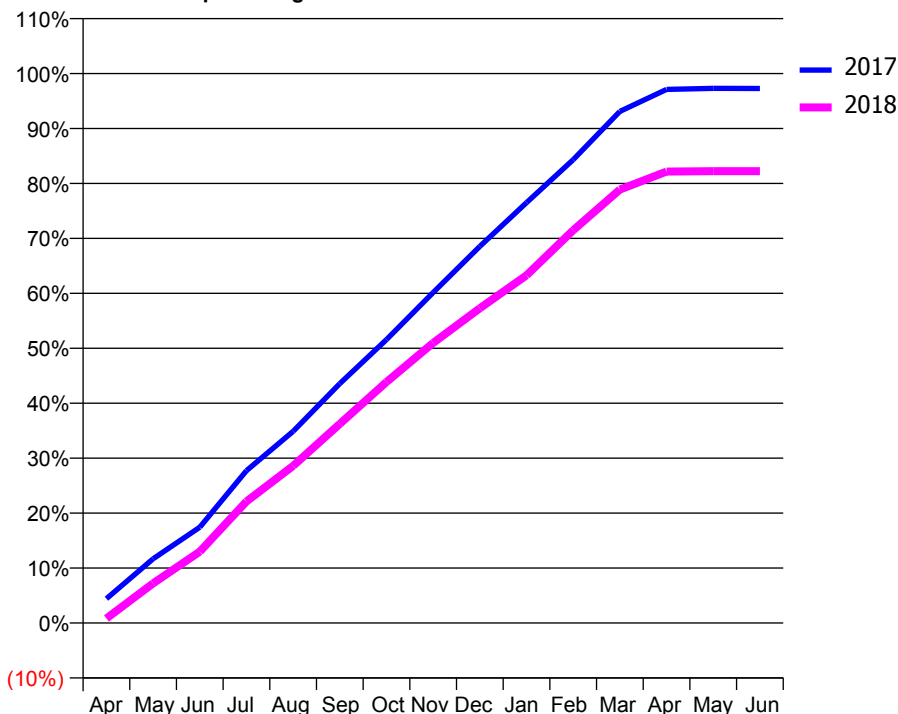
ACCESS*

Patients seen in 24 months	Total	Change since previous quarter
Quarter ending March 2017	15,942	
Quarter ending June 2017	15,966	→
Quarter ending September 2017	15,947	→
Quarter ending December 2017	15,896	→
Quarter ending March 2018	15,884	→
Variance since March 2017	(0.4%)	→



ACTIVITY

Cumulative percentage of contracted UDA delivered 2017 & 2018



Month	Adjusted Scheduled Activity (UDA)	
	2017	2018
April	2,074	455
May	5,460	3,872
June	8,143	6,984
July	12,956	11,881
August	16,299	15,368
September	20,358	19,473
October	24,106	23,565
November	28,108	27,382
December	32,027	30,771
January	35,743	34,000
February	39,402	38,408
March	43,500	42,373
April	45,369	44,140
May	45,462	44,175
June	45,450	44,180

QUALITY

	Quantity	Base Number	Contract	AT	Region	England
% of FP17s for the same patient ID Re-attending within 3 months - Children	309	5,099	6.1%	9.8%	11.5%	11.9%
% of FP17s for the same patient ID Re-attending within 3 months - Adults	1,641	16,997	9.7%	14.4%	15.9%	16.0%
% of FP17s for the same patient ID Re-attending between 3 & 9 months - Children	3,262	5,099	64.0%	61.5%	60.6%	58.3%
% of FP17s for the same patient ID Re-attending between 3 & 9 months - Adults	10,026	16,997	59.0%	52.1%	51.6%	50.3%
% of FP17s for Band 1 Urgent Courses	1,052	22,186	4.7%	8.3%	9.5%	9.1%
% of FP17s Relating to Free Repair or Replacements	86	22,186	0.4%	0.8%	0.7%	0.8%
% of FP17s Relating to Continuations	307	22,186	1.4%	1.2%	1.0%	1.0%
% of Patients satisfied with the dentistry they have received	22	25	88.0%	91.4%	92.0%	91.5%
% of Patients satisfied with the time they had to wait for an appointment	23	25	92.0%	88.6%	88.1%	87.9%

* This is based on patients treated on this contract for their most recent course of treatment. Figures in italics indicate the base number of FP17s or Patient Questionnaire responses are less than 100. N/A is shown where the base number of responses is less than 10 during the period. % is calculated as Quantity/Base number*100

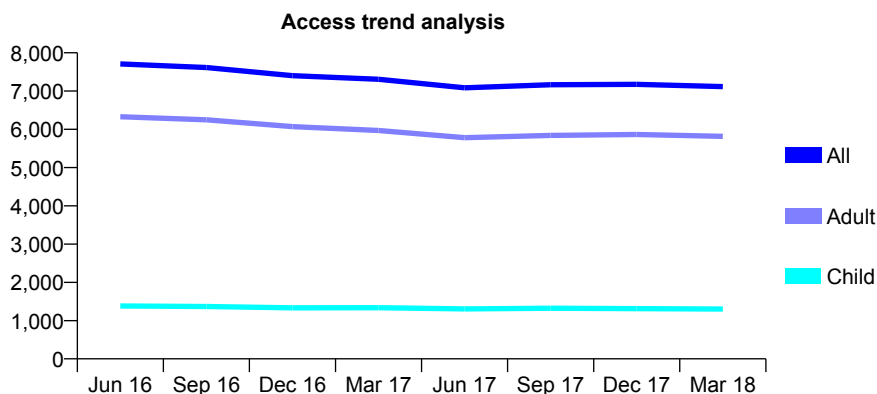
Q65 - Vital Signs At a Glance Contract Report for 101370/0055 - Year end March 2018

Name or company name	Petrie Tucker & Partners Ltd
Contract type name	GDS Contract
Purpose of contract	General
Contract start date	01/04/2006
Contract end date	

17/18 Contracted general activity (UDA)	25,485
Carry forward general activity (UDA)	741
17/18 Contracted orthodontic activity (UOA)	0
Carry forward orthodontic activity (UOA)	0
Baseline contract value	£579,753.32

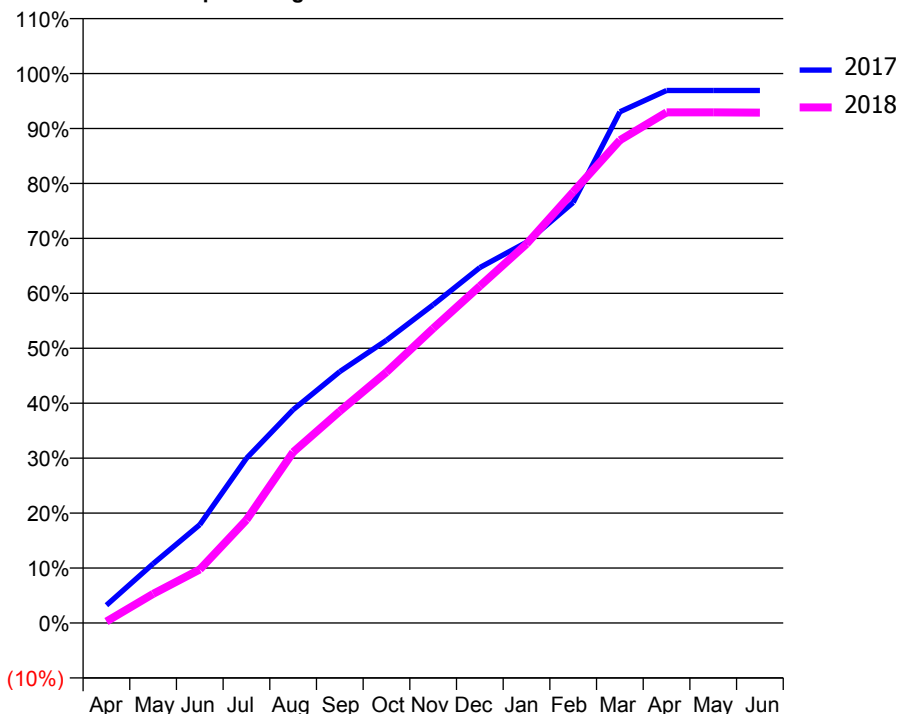
ACCESS*

Patients seen in 24 months	Total	Change since previous quarter
Quarter ending March 2017	7,307	
Quarter ending June 2017	7,086	↓
Quarter ending September 2017	7,165	→
Quarter ending December 2017	7,176	→
Quarter ending March 2018	7,116	→
Variance since March 2017	(2.6%)	↓



ACTIVITY

Cumulative percentage of contracted UDA delivered 2017 & 2018



Month	Adjusted Scheduled Activity (UDA)	
	2017	2018
April	776	73
May	2,584	1,351
June	4,281	2,482
July	7,174	4,783
August	9,291	7,923
September	10,953	9,823
October	12,314	11,639
November	13,859	13,664
December	15,481	15,626
January	16,587	17,580
February	18,315	19,991
March	22,264	22,392
April	23,194	23,680
May	23,194	23,682
June	23,194	23,668

QUALITY

	Quantity	Base Number	Contract	AT	Region	England
% of FP17s for the same patient ID Re-attending within 3 months - Children	103	1,726	6.0%	9.8%	11.5%	11.9%
% of FP17s for the same patient ID Re-attending within 3 months - Adults	737	7,041	10.5%	14.4%	15.9%	16.0%
% of FP17s for the same patient ID Re-attending between 3 & 9 months - Children	885	1,726	51.3%	61.5%	60.6%	58.3%
% of FP17s for the same patient ID Re-attending between 3 & 9 months - Adults	3,264	7,041	46.4%	52.1%	51.6%	50.3%
% of FP17s for Band 1 Urgent Courses	626	8,826	7.1%	8.3%	9.5%	9.1%
% of FP17s Relating to Free Repair or Replacements	72	8,826	0.8%	0.8%	0.7%	0.8%
% of FP17s Relating to Continuations	75	8,826	0.8%	1.2%	1.0%	1.0%
% of Patients satisfied with the dentistry they have received	10	11	90.9%	91.4%	92.0%	91.5%
% of Patients satisfied with the time they had to wait for an appointment	9	11	81.8%	88.6%	88.1%	87.9%

* This is based on patients treated on this contract for their most recent course of treatment. Figures in italics indicate the base number of FP17s or Patient Questionnaire responses are less than 100. N/A is shown where the base number of responses is less than 10 during the period. % is calculated as Quantity/Base number*100

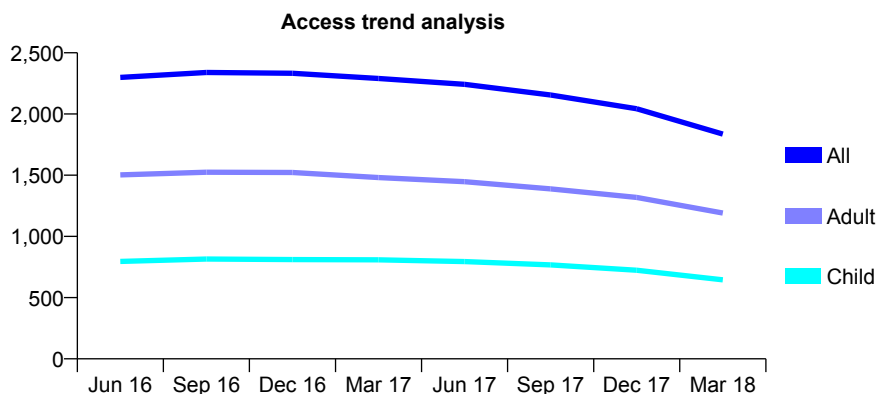
Q65 - Vital Signs At a Glance Contract Report for 101370/0070 - Year end March 2018

Name or company name	Whitecross Dental Care Limited
Contract type name	GDS Contract
Purpose of contract	General
Contract start date	01/07/2006
Contract end date	28/02/2018

17/18 Contracted general activity (UDA)	6,117
Carry forward general activity (UDA)	0
17/18 Contracted orthodontic activity (UOA)	0
Carry forward orthodontic activity (UOA)	0
Baseline contract value	£159,392.52

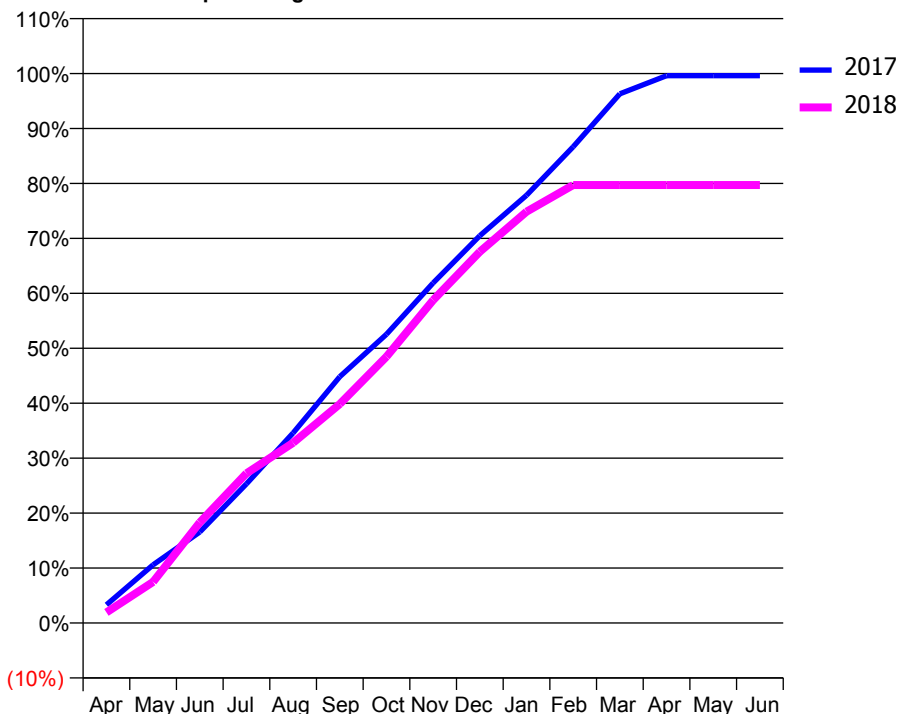
ACCESS*

Patients seen in 24 months	Total	Change since previous quarter
Quarter ending March 2017	2,290	
Quarter ending June 2017	2,242	↓
Quarter ending September 2017	2,155	↓
Quarter ending December 2017	2,043	↓
Quarter ending March 2018	1,836	↓
Variance since March 2017	(19.8%)	↓



ACTIVITY

Cumulative percentage of contracted UDA delivered 2017 & 2018



Month	Adjusted Scheduled Activity (UDA)	
	2017	2018
April	221	118
May	706	457
June	1,105	1,120
July	1,689	1,666
August	2,308	2,006
September	2,991	2,438
October	3,507	2,965
November	4,131	3,595
December	4,704	4,134
January	5,193	4,579
February	5,783	4,876
March	6,426	4,876
April	6,646	4,876
May	6,646	4,876
June	6,646	4,876

QUALITY

	Quantity	Base Number	Contract	AT	Region	England
% of FP17s for the same patient ID Re-attending within 3 months - Children	54	807	6.7%	9.8%	11.5%	11.9%
% of FP17s for the same patient ID Re-attending within 3 months - Adults	128	1,367	9.4%	14.4%	15.9%	16.0%
% of FP17s for the same patient ID Re-attending between 3 & 9 months - Children	510	807	63.2%	61.5%	60.6%	58.3%
% of FP17s for the same patient ID Re-attending between 3 & 9 months - Adults	812	1,367	59.4%	52.1%	51.6%	50.3%
% of FP17s for Band 1 Urgent Courses	25	2,058	1.2%	8.3%	9.5%	9.1%
% of FP17s Relating to Free Repair or Replacements	4	2,058	0.2%	0.8%	0.7%	0.8%
% of FP17s Relating to Continuations	54	2,058	2.6%	1.2%	1.0%	1.0%
% of Patients satisfied with the dentistry they have received	1	2	N/A	91.4%	92.0%	91.5%
% of Patients satisfied with the time they had to wait for an appointment	2	2	N/A	88.6%	88.1%	87.9%

* This is based on patients treated on this contract for their most recent course of treatment. Figures in italics indicate the base number of FP17s or Patient Questionnaire responses are less than 100. N/A is shown where the base number of responses is less than 10 during the period. % is calculated as Quantity/Base number*100

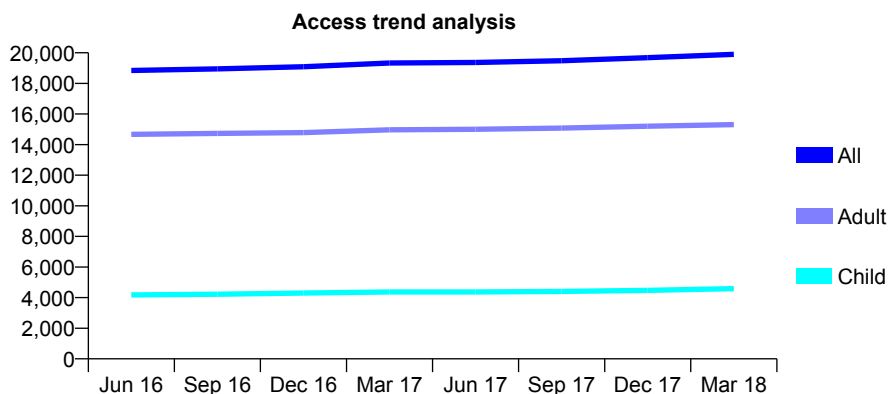
Q65 - Vital Signs At a Glance Contract Report for 101435/0006 - Year end March 2018

Name or company name	IDH Limited
Contract type name	GDS Contract
Purpose of contract	General
Contract start date	01/04/2006
Contract end date	

17/18 Contracted general activity (UDA)	54,360
Carry forward general activity (UDA)	0
17/18 Contracted orthodontic activity (UOA)	0
Carry forward orthodontic activity (UOA)	0
Baseline contract value	£1,193,941.93

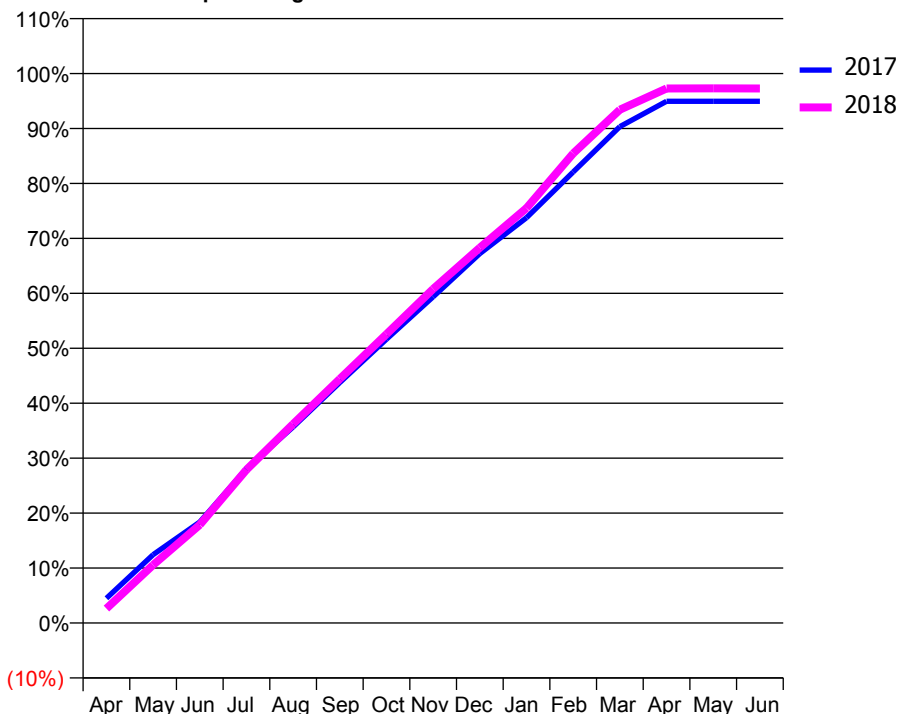
ACCESS*

Patients seen in 24 months	Total	Change since previous quarter
Quarter ending March 2017	19,337	
Quarter ending June 2017	19,368	→
Quarter ending September 2017	19,483	→
Quarter ending December 2017	19,678	→
Quarter ending March 2018	19,898	→
Variance since March 2017	2.9%	↑



ACTIVITY

Cumulative percentage of contracted UDA delivered 2017 & 2018



Month	Adjusted Scheduled Activity (UDA)	
	2017	2018
April	2,489	1,429
May	6,867	5,749
June	10,152	9,716
July	15,517	15,168
August	19,703	19,691
September	24,166	24,151
October	28,525	28,576
November	32,791	33,048
December	37,126	37,131
January	40,734	41,047
February	45,333	46,453
March	49,885	50,775
April	52,428	52,873
May	52,435	52,893
June	52,427	52,876

QUALITY

	Quantity	Base Number	Contract	AT	Region	England
% of FP17s for the same patient ID Re-attending within 3 months - Children	325	5,894	5.5%	9.8%	11.5%	11.9%
% of FP17s for the same patient ID Re-attending within 3 months - Adults	1,868	18,471	10.1%	14.4%	15.9%	16.0%
% of FP17s for the same patient ID Re-attending between 3 & 9 months - Children	2,932	5,894	49.7%	61.5%	60.6%	58.3%
% of FP17s for the same patient ID Re-attending between 3 & 9 months - Adults	8,598	18,471	46.5%	52.1%	51.6%	50.3%
% of FP17s for Band 1 Urgent Courses	1,017	24,338	4.2%	8.3%	9.5%	9.1%
% of FP17s Relating to Free Repair or Replacements	79	24,338	0.3%	0.8%	0.7%	0.8%
% of FP17s Relating to Continuations	492	24,338	2.0%	1.2%	1.0%	1.0%
% of Patients satisfied with the dentistry they have received	25	27	92.6%	91.4%	92.0%	91.5%
% of Patients satisfied with the time they had to wait for an appointment	24	27	88.9%	88.6%	88.1%	87.9%

* This is based on patients treated on this contract for their most recent course of treatment. Figures in italics indicate the base number of FP17s or Patient Questionnaire responses are less than 100. N/A is shown where the base number of responses is less than 10 during the period. % is calculated as Quantity/Base number*100

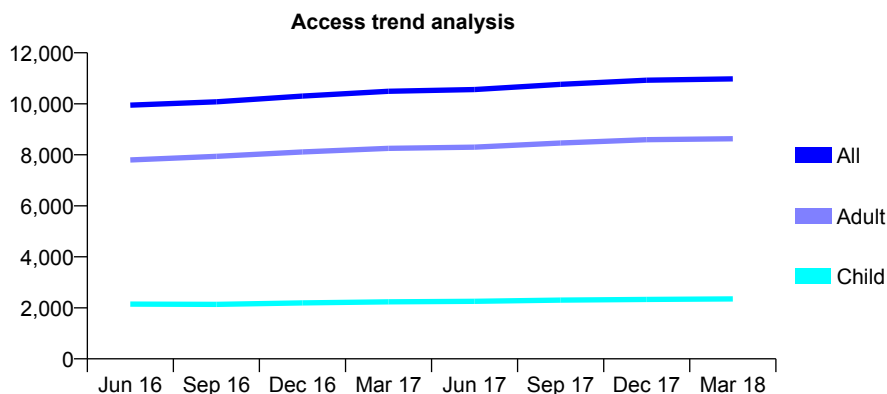
Q65 - Vital Signs At a Glance Contract Report for 101435/0007 - Year end March 2018

Name or company name	IDH Limited
Contract type name	GDS Contract
Purpose of contract	General
Contract start date	01/04/2006
Contract end date	

17/18 Contracted general activity (UDA)	32,000
Carry forward general activity (UDA)	1,266
17/18 Contracted orthodontic activity (UOA)	0
Carry forward orthodontic activity (UOA)	0
Baseline contract value	£730,150.53

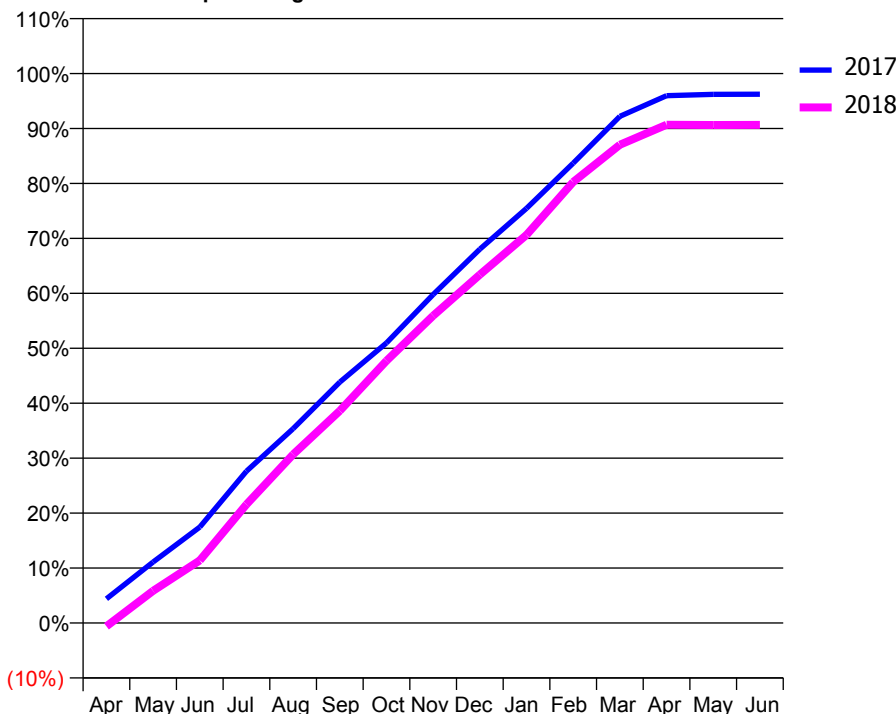
ACCESS*

Patients seen in 24 months	Total	Change since previous quarter
Quarter ending March 2017	10,489	
Quarter ending June 2017	10,557	→
Quarter ending September 2017	10,766	→
Quarter ending December 2017	10,925	→
Quarter ending March 2018	10,980	→
Variance since March 2017	4.7%	↑



ACTIVITY

Cumulative percentage of contracted UDA delivered 2017 & 2018



Month	Adjusted Scheduled Activity (UDA)	
	2017	2018
April	1,476	-201
May	3,716	1,876
June	5,851	3,649
July	9,257	6,908
August	11,844	9,820
September	14,681	12,362
October	17,074	15,271
November	20,020	17,895
December	22,785	20,290
January	25,269	22,602
February	28,032	25,686
March	30,879	27,848
April	32,143	29,012
May	32,226	29,002
June	32,227	29,007

QUALITY

	Quantity	Base Number	Contract	AT	Region	England
% of FP17s for the same patient ID Re-attending within 3 months - Children	116	2,974	3.9%	9.8%	11.5%	11.9%
% of FP17s for the same patient ID Re-attending within 3 months - Adults	945	9,972	9.5%	14.4%	15.9%	16.0%
% of FP17s for the same patient ID Re-attending between 3 & 9 months - Children	1,571	2,974	52.8%	61.5%	60.6%	58.3%
% of FP17s for the same patient ID Re-attending between 3 & 9 months - Adults	4,483	9,972	45.0%	52.1%	51.6%	50.3%
% of FP17s for Band 1 Urgent Courses	1,046	12,969	8.1%	8.3%	9.5%	9.1%
% of FP17s Relating to Free Repair or Replacements	107	12,969	0.8%	0.8%	0.7%	0.8%
% of FP17s Relating to Continuations	134	12,969	1.0%	1.2%	1.0%	1.0%
% of Patients satisfied with the dentistry they have received	15	15	100.0%	91.4%	92.0%	91.5%
% of Patients satisfied with the time they had to wait for an appointment	14	15	93.3%	88.6%	88.1%	87.9%

* This is based on patients treated on this contract for their most recent course of treatment. Figures in italics indicate the base number of FP17s or Patient Questionnaire responses are less than 100. N/A is shown where the base number of responses is less than 10 during the period. % is calculated as Quantity/Base number*100

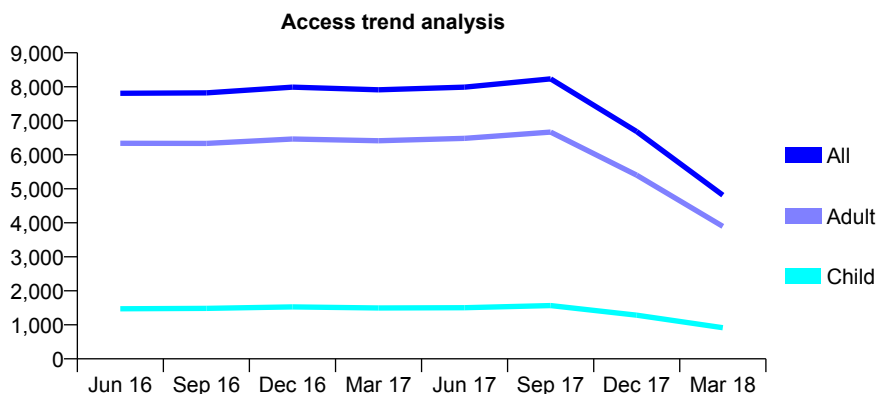
Q65 - Vital Signs At a Glance Contract Report for 101435/0012 - Year end March 2018

Name or company name	IDH Limited
Contract type name	GDS Contract
Purpose of contract	General
Contract start date	01/04/2006
Contract end date	31/10/2017

17/18 Contracted general activity (UDA)	14,515
Carry forward general activity (UDA)	0
17/18 Contracted orthodontic activity (UOA)	0
Carry forward orthodontic activity (UOA)	0
Baseline contract value	£276,221.33

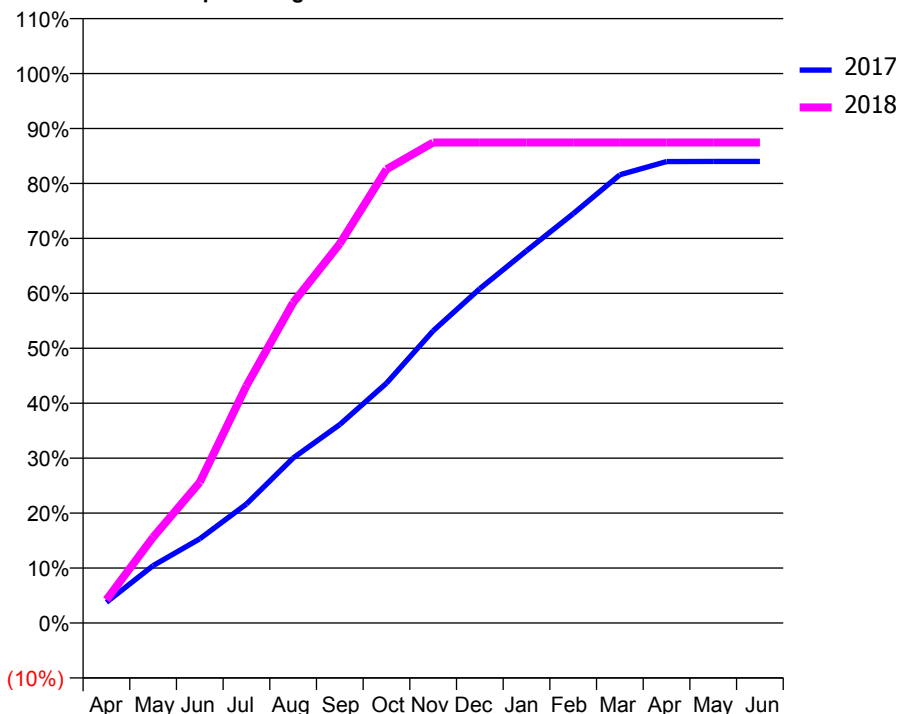
ACCESS*

Patients seen in 24 months	Total	Change since previous quarter
Quarter ending March 2017	7,910	
Quarter ending June 2017	7,990	→
Quarter ending September 2017	8,233	↑
Quarter ending December 2017	6,686	↓
Quarter ending March 2018	4,814	↓
Variance since March 2017	(39.1%)	↓



ACTIVITY

Cumulative percentage of contracted UDA delivered 2017 & 2018



Month	Adjusted Scheduled Activity (UDA)	
	2017	2018
April	870	616
May	2,404	2,268
June	3,523	3,718
July	4,983	6,268
August	6,909	8,461
September	8,307	10,019
October	10,039	11,983
November	12,230	12,692
December	13,994	12,692
January	15,583	12,692
February	17,130	12,692
March	18,765	12,692
April	19,312	12,692
May	19,319	12,692
June	19,319	12,692

QUALITY

	Quantity	Base Number	Contract	AT	Region	England
% of FP17s for the same patient ID Re-attending within 3 months - Children	54	1,494	3.6%	9.8%	11.5%	11.9%
% of FP17s for the same patient ID Re-attending within 3 months - Adults	480	5,576	8.6%	14.4%	15.9%	16.0%
% of FP17s for the same patient ID Re-attending between 3 & 9 months - Children	841	1,494	56.3%	61.5%	60.6%	58.3%
% of FP17s for the same patient ID Re-attending between 3 & 9 months - Adults	2,946	5,576	52.8%	52.1%	51.6%	50.3%
% of FP17s for Band 1 Urgent Courses	353	6,780	5.2%	8.3%	9.5%	9.1%
% of FP17s Relating to Free Repair or Replacements	28	6,780	0.4%	0.8%	0.7%	0.8%
% of FP17s Relating to Continuations	85	6,780	1.3%	1.2%	1.0%	1.0%
% of Patients satisfied with the dentistry they have received	8	8	N/A	91.4%	92.0%	91.5%
% of Patients satisfied with the time they had to wait for an appointment	7	8	N/A	88.6%	88.1%	87.9%

* This is based on patients treated on this contract for their most recent course of treatment. Figures in italics indicate the base number of FP17s or Patient Questionnaire responses are less than 100. N/A is shown where the base number of responses is less than 10 during the period. % is calculated as Quantity/Base number*100

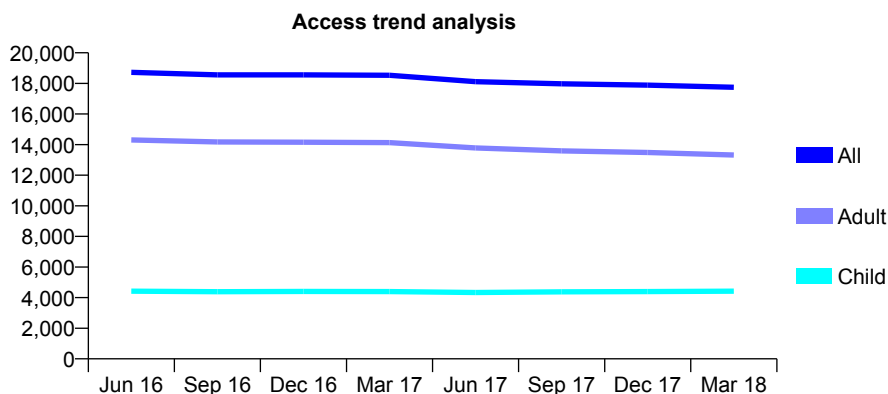
Q65 - Vital Signs At a Glance Contract Report for 101435/0020 - Year end March 2018

Name or company name	IDH Limited
Contract type name	GDS Contract
Purpose of contract	General
Contract start date	01/04/2006
Contract end date	

17/18 Contracted general activity (UDA)	58,560
Carry forward general activity (UDA)	0
17/18 Contracted orthodontic activity (UOA)	0
Carry forward orthodontic activity (UOA)	0
Baseline contract value	£1,509,865.05

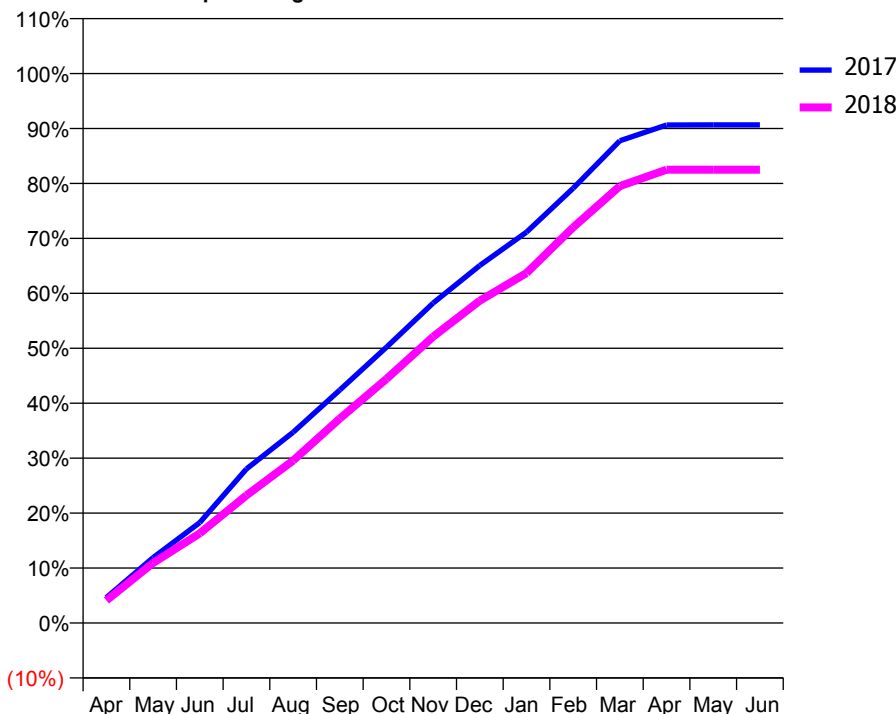
ACCESS*

Patients seen in 24 months	Total	Change since previous quarter
Quarter ending March 2017	18,528	
Quarter ending June 2017	18,115	↓
Quarter ending September 2017	17,976	→
Quarter ending December 2017	17,886	→
Quarter ending March 2018	17,745	→
Variance since March 2017	(4.2%)	↓



ACTIVITY

Cumulative percentage of contracted UDA delivered 2017 & 2018



Adjusted Scheduled Activity (UDA)

Month	2017	2018
April	2,832	2,410
May	7,262	6,401
June	11,149	9,550
July	17,105	13,613
August	21,180	17,319
September	25,872	21,789
October	30,622	26,009
November	35,525	30,514
December	39,694	34,349
January	43,390	37,299
February	48,266	42,173
March	53,533	46,557
April	55,275	48,305
May	55,300	48,313
June	55,295	48,309

QUALITY

	Quantity	Base Number	Contract	AT	Region	England
% of FP17s for the same patient ID Re-attending within 3 months - Children	363	5,384	6.7%	9.8%	11.5%	11.9%
% of FP17s for the same patient ID Re-attending within 3 months - Adults	1,860	14,852	12.5%	14.4%	15.9%	16.0%
% of FP17s for the same patient ID Re-attending between 3 & 9 months - Children	2,676	5,384	49.7%	61.5%	60.6%	58.3%
% of FP17s for the same patient ID Re-attending between 3 & 9 months - Adults	6,589	14,852	44.4%	52.1%	51.6%	50.3%
% of FP17s for Band 1 Urgent Courses	2,240	20,305	11.0%	8.3%	9.5%	9.1%
% of FP17s Relating to Free Repair or Replacements	89	20,305	0.4%	0.8%	0.7%	0.8%
% of FP17s Relating to Continuations	318	20,305	1.6%	1.2%	1.0%	1.0%
% of Patients satisfied with the dentistry they have received	19	21	90.5%	91.4%	92.0%	91.5%
% of Patients satisfied with the time they had to wait for an appointment	21	21	100.0%	88.6%	88.1%	87.9%

* This is based on patients treated on this contract for their most recent course of treatment. Figures in italics indicate the base number of FP17s or Patient Questionnaire responses are less than 100. N/A is shown where the base number of responses is less than 10 during the period. % is calculated as Quantity/Base number*100

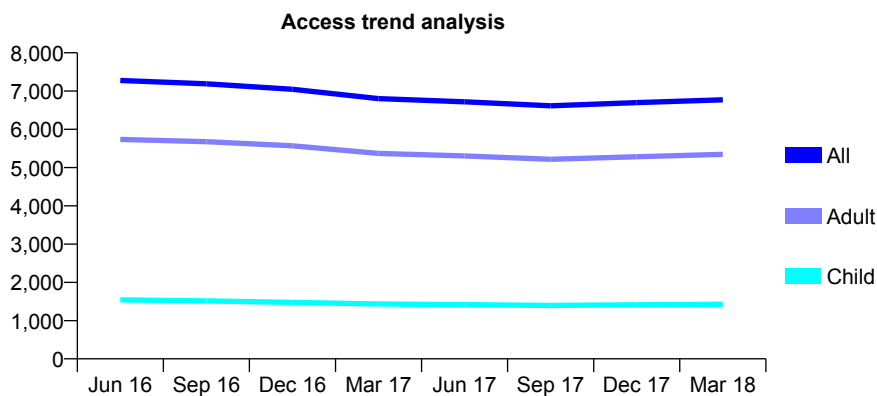
Q65 - Vital Signs At a Glance Contract Report for 101435/0055 - Year end March 2018

Name or company name	IDH Limited
Contract type name	GDS Contract
Purpose of contract	General
Contract start date	02/01/2007
Contract end date	

17/18 Contracted general activity (UDA)	21,000
Carry forward general activity (UDA)	689
17/18 Contracted orthodontic activity (UOA)	0
Carry forward orthodontic activity (UOA)	0
Baseline contract value	£480,454.92

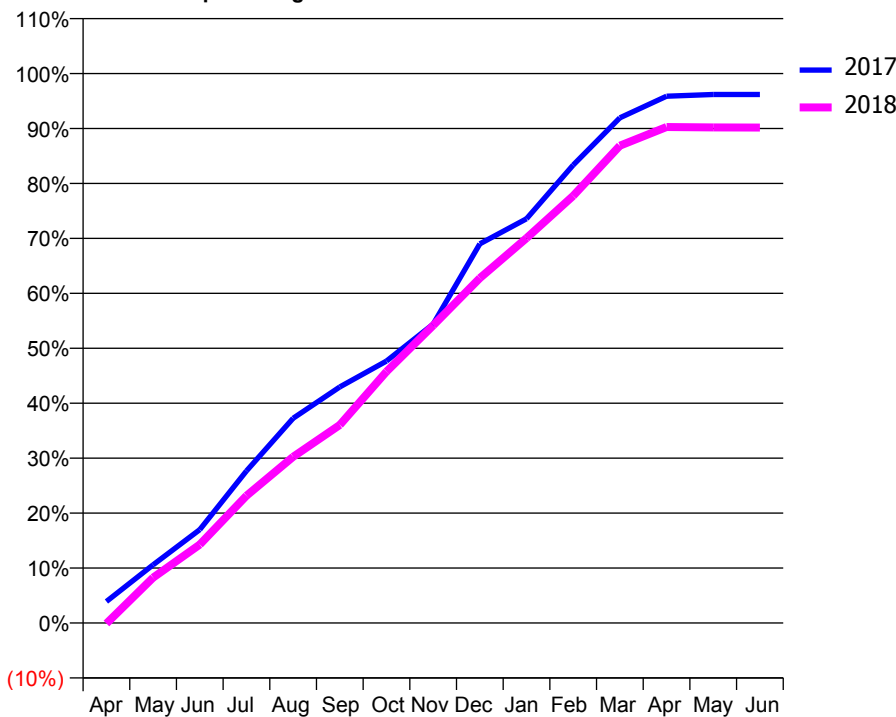
ACCESS*

Patients seen in 24 months	Total	Change since previous quarter
Quarter ending March 2017	6,802	
Quarter ending June 2017	6,719	↓
Quarter ending September 2017	6,613	↓
Quarter ending December 2017	6,698	→
Quarter ending March 2018	6,771	→
Variance since March 2017	(0.5%)	→



ACTIVITY

Cumulative percentage of contracted UDA delivered 2017 & 2018



Month	Adjusted Scheduled Activity (UDA)	
	2017	2018
April	706	-23
May	1,908	1,736
June	3,059	2,998
July	4,981	4,863
August	6,706	6,354
September	7,733	7,572
October	8,583	9,606
November	9,792	11,374
December	12,419	13,180
January	13,241	14,711
February	15,003	16,325
March	16,549	18,242
April	17,255	18,954
May	17,311	18,939
June	17,311	18,936

QUALITY

	Quantity	Base Number	Contract	AT	Region	England
% of FP17s for the same patient ID Re-attending within 3 months - Children	93	1,923	4.8%	9.8%	11.5%	11.9%
% of FP17s for the same patient ID Re-attending within 3 months - Adults	914	7,051	13.0%	14.4%	15.9%	16.0%
% of FP17s for the same patient ID Re-attending between 3 & 9 months - Children	1,014	1,923	52.7%	61.5%	60.6%	58.3%
% of FP17s for the same patient ID Re-attending between 3 & 9 months - Adults	3,468	7,051	49.2%	52.1%	51.6%	50.3%
% of FP17s for Band 1 Urgent Courses	805	8,923	9.0%	8.3%	9.5%	9.1%
% of FP17s Relating to Free Repair or Replacements	99	8,923	1.1%	0.8%	0.7%	0.8%
% of FP17s Relating to Continuations	107	8,923	1.2%	1.2%	1.0%	1.0%
% of Patients satisfied with the dentistry they have received	17	18	94.4%	91.4%	92.0%	91.5%
% of Patients satisfied with the time they had to wait for an appointment	12	18	66.7%	88.6%	88.1%	87.9%

* This is based on patients treated on this contract for their most recent course of treatment. Figures in italics indicate the base number of FP17s or Patient Questionnaire responses are less than 100. N/A is shown where the base number of responses is less than 10 during the period. % is calculated as Quantity/Base number*100

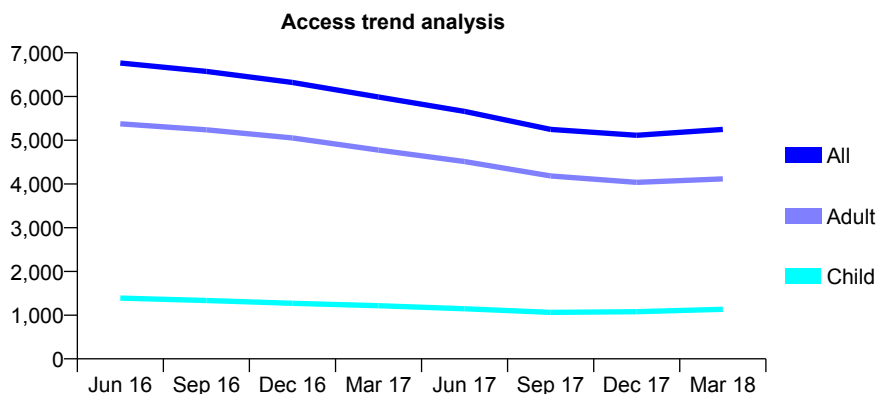
Q65 - Vital Signs At a Glance Contract Report for 101435/0069 - Year end March 2018

Name or company name	IDH Limited
Contract type name	GDS Contract
Purpose of contract	General
Contract start date	07/09/2007
Contract end date	

17/18 Contracted general activity (UDA)	21,132
Carry forward general activity (UDA)	0
17/18 Contracted orthodontic activity (UOA)	0
Carry forward orthodontic activity (UOA)	0
Baseline contract value	£428,526.43

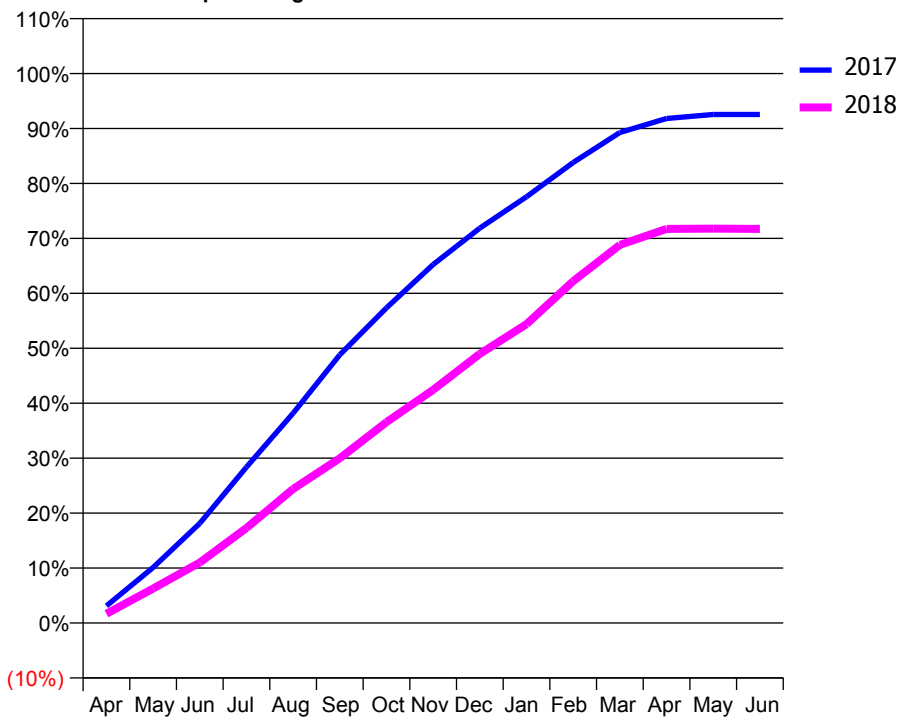
ACCESS*

Patients seen in 24 months	Total	Change since previous quarter
Quarter ending March 2017	5,989	
Quarter ending June 2017	5,658	↓
Quarter ending September 2017	5,247	↓
Quarter ending December 2017	5,114	↓
Quarter ending March 2018	5,247	↑
Variance since March 2017	(12.4%)	↓



ACTIVITY

Cumulative percentage of contracted UDA delivered 2017 & 2018



Month	Adjusted Scheduled Activity (UDA)	
	2017	2018
April	457	358
May	1,480	1,326
June	2,653	2,327
July	4,151	3,654
August	5,588	5,157
September	7,144	6,336
October	8,392	7,725
November	9,546	8,968
December	10,517	10,349
January	11,351	11,493
February	12,264	13,148
March	13,063	14,542
April	13,434	15,156
May	13,541	15,167
June	13,541	15,156

QUALITY

	Quantity	Base Number	Contract	AT	Region	England
% of FP17s for the same patient ID Re-attending within 3 months - Children	80	1,485	5.4%	9.8%	11.5%	11.9%
% of FP17s for the same patient ID Re-attending within 3 months - Adults	627	4,866	12.9%	14.4%	15.9%	16.0%
% of FP17s for the same patient ID Re-attending between 3 & 9 months - Children	687	1,485	46.3%	61.5%	60.6%	58.3%
% of FP17s for the same patient ID Re-attending between 3 & 9 months - Adults	1,700	4,866	34.9%	52.1%	51.6%	50.3%
% of FP17s for Band 1 Urgent Courses	528	6,340	8.3%	8.3%	9.5%	9.1%
% of FP17s Relating to Free Repair or Replacements	25	6,340	0.4%	0.8%	0.7%	0.8%
% of FP17s Relating to Continuations	95	6,340	1.5%	1.2%	1.0%	1.0%
% of Patients satisfied with the dentistry they have received	8	11	72.7%	91.4%	92.0%	91.5%
% of Patients satisfied with the time they had to wait for an appointment	9	11	81.8%	88.6%	88.1%	87.9%

* This is based on patients treated on this contract for their most recent course of treatment. Figures in italics indicate the base number of FP17s or Patient Questionnaire responses are less than 100. N/A is shown where the base number of responses is less than 10 during the period. % is calculated as Quantity/Base number*100

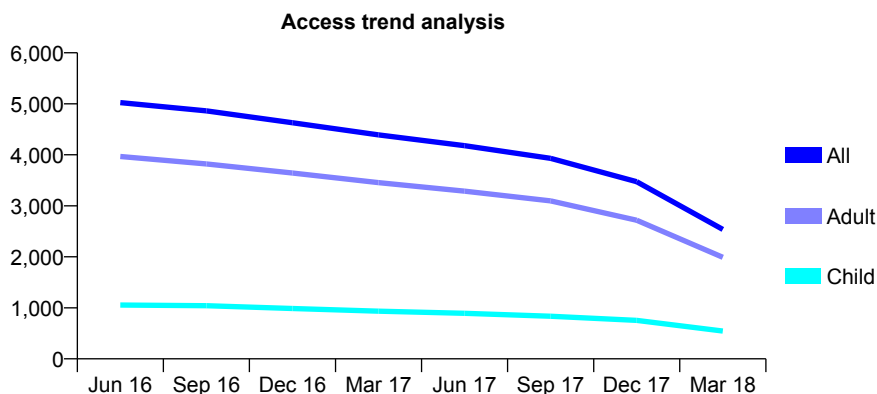
Q65 - Vital Signs At a Glance Contract Report for 101435/0080 - Year end March 2018

Name or company name	IDH Limited
Contract type name	GDS Contract
Purpose of contract	General
Contract start date	18/01/2008
Contract end date	31/12/2017

17/18 Contracted general activity (UDA)	11,638
Carry forward general activity (UDA)	0
17/18 Contracted orthodontic activity (UOA)	0
Carry forward orthodontic activity (UOA)	0
Baseline contract value	£232,785.60

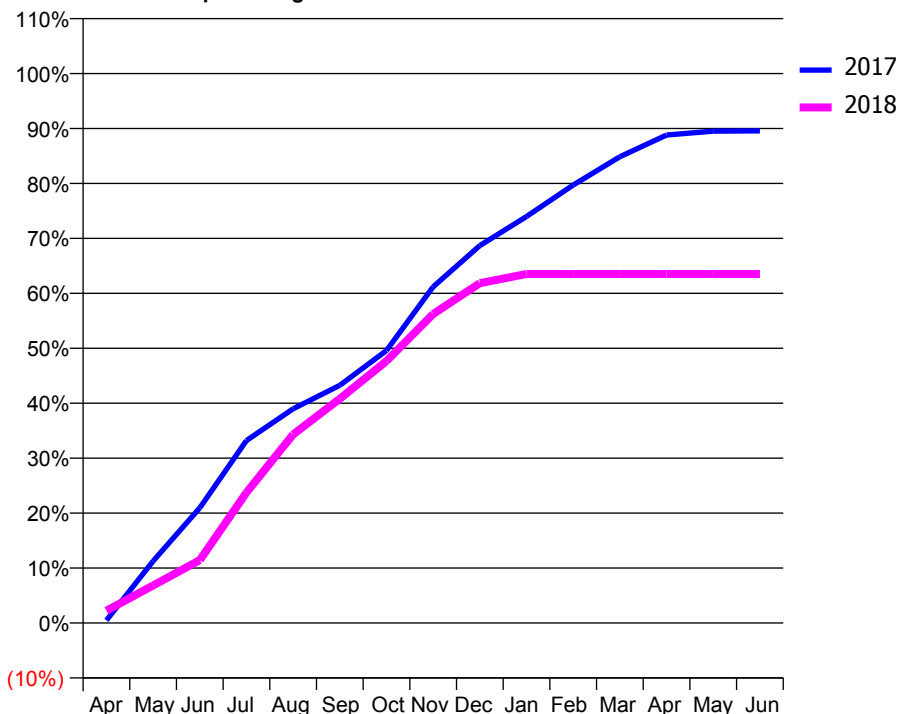
ACCESS*

Patients seen in 24 months	Total	Change since previous quarter
Quarter ending March 2017	4,391	
Quarter ending June 2017	4,179	↓
Quarter ending September 2017	3,932	↓
Quarter ending December 2017	3,473	↓
Quarter ending March 2018	2,536	↓
Variance since March 2017	(42.2%)	↓



ACTIVITY

Cumulative percentage of contracted UDA delivered 2017 & 2018



Adjusted Scheduled Activity (UDA)

Month	2017	2018
April	48	261
May	1,074	794
June	1,994	1,332
July	3,161	2,764
August	3,711	3,995
September	4,117	4,749
October	4,719	5,547
November	5,824	6,545
December	6,538	7,197
January	7,042	7,392
February	7,585	7,392
March	8,074	7,392
April	8,452	7,392
May	8,518	7,392
June	8,523	7,392

QUALITY

	Quantity	Base Number	Contract	AT	Region	England
% of FP17s for the same patient ID Re-attending within 3 months - Children	24	677	3.5%	9.8%	11.5%	11.9%
% of FP17s for the same patient ID Re-attending within 3 months - Adults	289	2,303	12.5%	14.4%	15.9%	16.0%
% of FP17s for the same patient ID Re-attending between 3 & 9 months - Children	305	677	45.1%	61.5%	60.6%	58.3%
% of FP17s for the same patient ID Re-attending between 3 & 9 months - Adults	636	2,303	27.6%	52.1%	51.6%	50.3%
% of FP17s for Band 1 Urgent Courses	123	2,838	4.3%	8.3%	9.5%	9.1%
% of FP17s Relating to Free Repair or Replacements	32	2,838	1.1%	0.8%	0.7%	0.8%
% of FP17s Relating to Continuations	72	2,838	2.5%	1.2%	1.0%	1.0%
% of Patients satisfied with the dentistry they have received	2	3	N/A	91.4%	92.0%	91.5%
% of Patients satisfied with the time they had to wait for an appointment	2	3	N/A	88.6%	88.1%	87.9%

* This is based on patients treated on this contract for their most recent course of treatment. Figures in italics indicate the base number of FP17s or Patient Questionnaire responses are less than 100. N/A is shown where the base number of responses is less than 10 during the period. % is calculated as Quantity/Base number*100

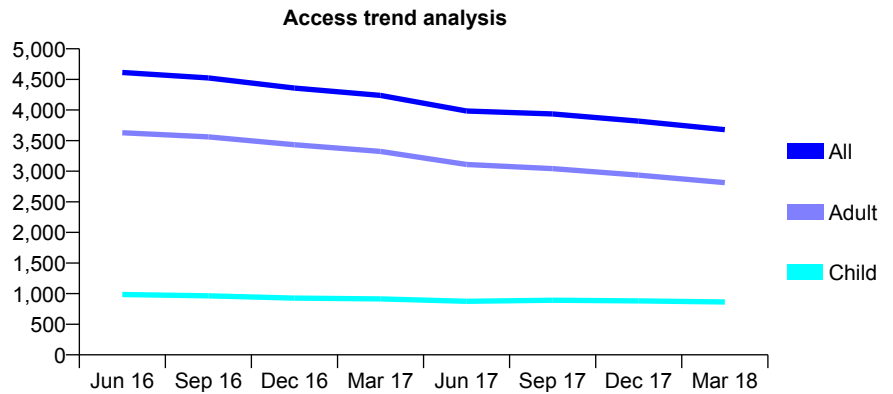
Q65 - Vital Signs At a Glance Contract Report for 101435/0084 - Year end March 2018

Name or company name	IDH Limited
Contract type name	GDS Contract
Purpose of contract	General
Contract start date	01/02/2008
Contract end date	

17/18 Contracted general activity (UDA)	12,011
Carry forward general activity (UDA)	0
17/18 Contracted orthodontic activity (UOA)	0
Carry forward orthodontic activity (UOA)	0
Baseline contract value	£280,787.91

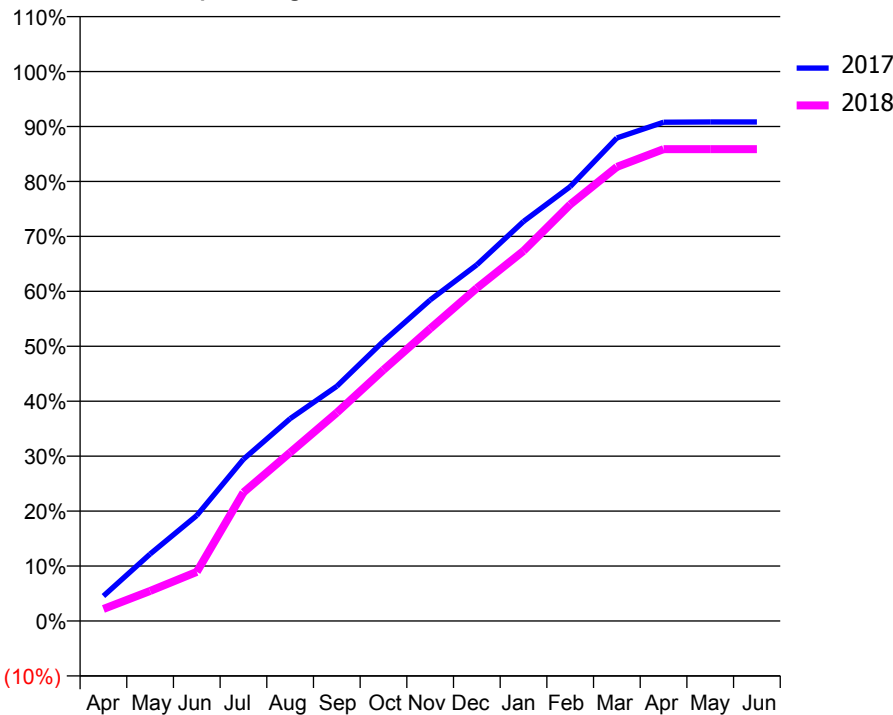
ACCESS*

Patients seen in 24 months	Total	Change since previous quarter
Quarter ending March 2017	4,239	
Quarter ending June 2017	3,984	↓
Quarter ending September 2017	3,936	↓
Quarter ending December 2017	3,817	↓
Quarter ending March 2018	3,678	↓
Variance since March 2017	(13.2%)	↓



ACTIVITY

Cumulative percentage of contracted UDA delivered 2017 & 2018



Month	Adjusted Scheduled Activity (UDA)	
	2017	2018
April	546	264
May	1,465	658
June	2,308	1,075
July	3,538	2,812
August	4,424	3,684
September	5,131	4,553
October	6,116	5,491
November	7,018	6,391
December	7,786	7,277
January	8,733	8,090
February	9,495	9,105
March	10,559	9,927
April	10,902	10,314
May	10,908	10,314
June	10,908	10,314

QUALITY

	Quantity	Base Number	Contract	AT	Region	England
% of FP17s for the same patient ID Re-attending within 3 months - Children	55	973	5.7%	9.8%	11.5%	11.9%
% of FP17s for the same patient ID Re-attending within 3 months - Adults	407	3,148	12.9%	14.4%	15.9%	16.0%
% of FP17s for the same patient ID Re-attending between 3 & 9 months - Children	468	973	48.1%	61.5%	60.6%	58.3%
% of FP17s for the same patient ID Re-attending between 3 & 9 months - Adults	1,300	3,148	41.3%	52.1%	51.6%	50.3%
% of FP17s for Band 1 Urgent Courses	190	4,119	4.6%	8.3%	9.5%	9.1%
% of FP17s Relating to Free Repair or Replacements	4	4,119	0.1%	0.8%	0.7%	0.8%
% of FP17s Relating to Continuations	123	4,119	3.0%	1.2%	1.0%	1.0%
% of Patients satisfied with the dentistry they have received	3	3	N/A	91.4%	92.0%	91.5%
% of Patients satisfied with the time they had to wait for an appointment	3	3	N/A	88.6%	88.1%	87.9%

* This is based on patients treated on this contract for their most recent course of treatment. Figures in italics indicate the base number of FP17s or Patient Questionnaire responses are less than 100. N/A is shown where the base number of responses is less than 10 during the period. % is calculated as Quantity/Base number*100

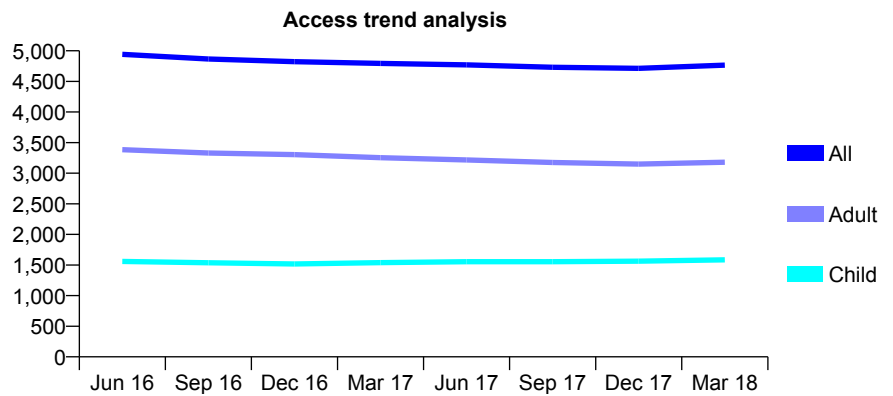
Q65 - Vital Signs At a Glance Contract Report for 101435/0107 - Year end March 2018

Name or company name	IDH Limited
Contract type name	GDS Contract
Purpose of contract	General
Contract start date	01/07/2008
Contract end date	

17/18 Contracted general activity (UDA)	15,000
Carry forward general activity (UDA)	0
17/18 Contracted orthodontic activity (UOA)	0
Carry forward orthodontic activity (UOA)	0
Baseline contract value	£311,601.56

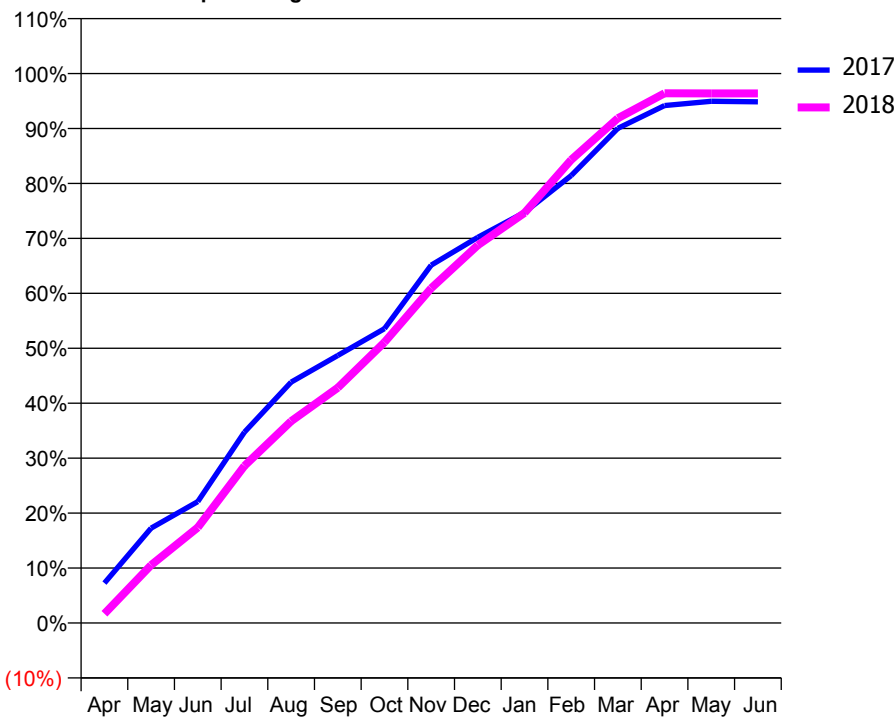
ACCESS*

Patients seen in 24 months	Total	Change since previous quarter
Quarter ending March 2017	4,794	
Quarter ending June 2017	4,770	→
Quarter ending September 2017	4,730	→
Quarter ending December 2017	4,713	→
Quarter ending March 2018	4,765	→
Variance since March 2017	(0.6%)	→



ACTIVITY

Cumulative percentage of contracted UDA delivered 2017 & 2018



Month	Adjusted Scheduled Activity (UDA)	
	2017	2018
April	1,089	253
May	2,589	1,582
June	3,314	2,607
July	5,210	4,289
August	6,575	5,509
September	7,305	6,422
October	8,035	7,663
November	9,769	9,137
December	10,529	10,314
January	11,209	11,196
February	12,215	12,644
March	13,502	13,778
April	14,124	14,459
May	14,241	14,458
June	14,229	14,458

QUALITY

	Quantity	Base Number	Contract	AT	Region	England
% of FP17s for the same patient ID Re-attending within 3 months - Children	201	2,273	8.8%	9.8%	11.5%	11.9%
% of FP17s for the same patient ID Re-attending within 3 months - Adults	508	3,916	13.0%	14.4%	15.9%	16.0%
% of FP17s for the same patient ID Re-attending between 3 & 9 months - Children	1,290	2,273	56.8%	61.5%	60.6%	58.3%
% of FP17s for the same patient ID Re-attending between 3 & 9 months - Adults	1,917	3,916	49.0%	52.1%	51.6%	50.3%
% of FP17s for Band 1 Urgent Courses	671	6,146	10.9%	8.3%	9.5%	9.1%
% of FP17s Relating to Free Repair or Replacements	18	6,146	0.3%	0.8%	0.7%	0.8%
% of FP17s Relating to Continuations	114	6,146	1.9%	1.2%	1.0%	1.0%
% of Patients satisfied with the dentistry they have received	3	3	N/A	91.4%	92.0%	91.5%
% of Patients satisfied with the time they had to wait for an appointment	3	3	N/A	88.6%	88.1%	87.9%

* This is based on patients treated on this contract for their most recent course of treatment. Figures in italics indicate the base number of FP17s or Patient Questionnaire responses are less than 100. N/A is shown where the base number of responses is less than 10 during the period. % is calculated as Quantity/Base number*100

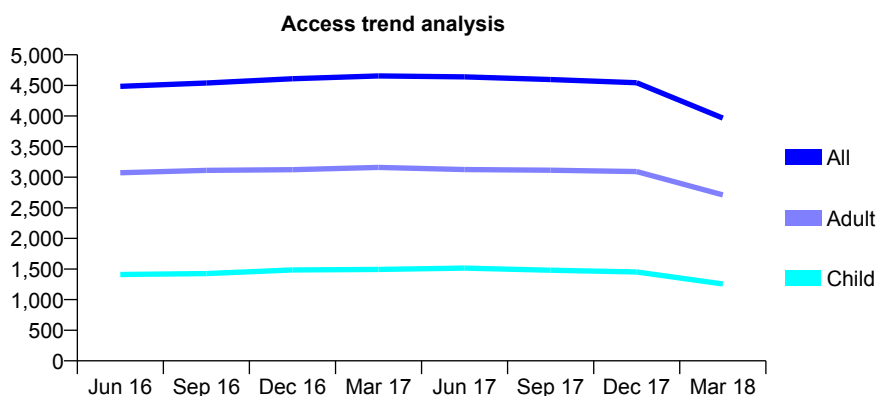
Q65 - Vital Signs At a Glance Contract Report for 101435/0119 - Year end March 2018

Name or company name	IDH Limited
Contract type name	GDS Contract
Purpose of contract	General
Contract start date	08/12/2008
Contract end date	28/02/2018

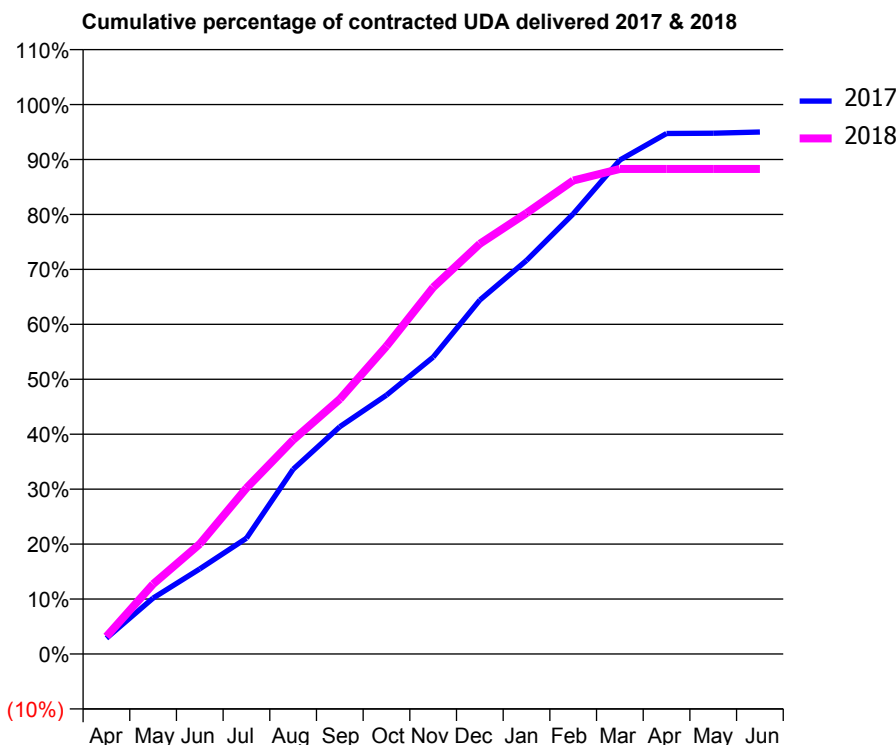
17/18 Contracted general activity (UDA)	14,316
Carry forward general activity (UDA)	0
17/18 Contracted orthodontic activity (UOA)	0
Carry forward orthodontic activity (UOA)	0
Baseline contract value	£297,695.57

ACCESS*

Patients seen in 24 months	Total	Change since previous quarter
Quarter ending March 2017	4,654	
Quarter ending June 2017	4,640	→
Quarter ending September 2017	4,595	→
Quarter ending December 2017	4,544	↓
Quarter ending March 2018	3,966	↓
Variance since March 2017	(14.8%)	↓



ACTIVITY



Month	Adjusted Scheduled Activity (UDA)	
	2017	2018
April	451	458
May	1,590	1,822
June	2,418	2,868
July	3,293	4,323
August	5,252	5,578
September	6,459	6,640
October	7,359	8,021
November	8,437	9,552
December	10,061	10,688
January	11,187	11,486
February	12,509	12,333
March	14,039	12,639
April	14,794	12,639
May	14,800	12,639
June	14,833	12,639

QUALITY

	Quantity	Base Number	Contract	AT	Region	England
% of FP17s for the same patient ID Re-attending within 3 months - Children	148	1,707	8.7%	9.8%	11.5%	11.9%
% of FP17s for the same patient ID Re-attending within 3 months - Adults	513	3,269	15.7%	14.4%	15.9%	16.0%
% of FP17s for the same patient ID Re-attending between 3 & 9 months - Children	988	1,707	57.9%	61.5%	60.6%	58.3%
% of FP17s for the same patient ID Re-attending between 3 & 9 months - Adults	1,611	3,269	49.3%	52.1%	51.6%	50.3%
% of FP17s for Band 1 Urgent Courses	338	4,689	7.2%	8.3%	9.5%	9.1%
% of FP17s Relating to Free Repair or Replacements	16	4,689	0.3%	0.8%	0.7%	0.8%
% of FP17s Relating to Continuations	98	4,689	2.1%	1.2%	1.0%	1.0%
% of Patients satisfied with the dentistry they have received	6	7	N/A	91.4%	92.0%	91.5%
% of Patients satisfied with the time they had to wait for an appointment	7	7	N/A	88.6%	88.1%	87.9%

* This is based on patients treated on this contract for their most recent course of treatment. Figures in italics indicate the base number of FP17s or Patient Questionnaire responses are less than 100. N/A is shown where the base number of responses is less than 10 during the period. % is calculated as Quantity/Base number*100

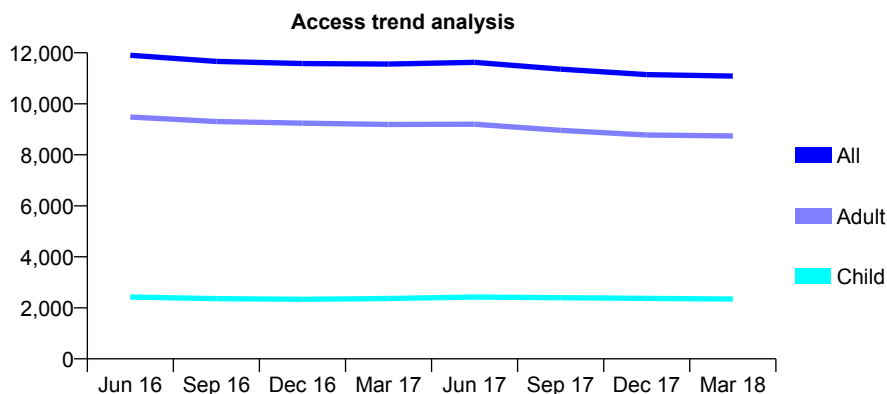
Q65 - Vital Signs At a Glance Contract Report for 101435/0122 - Year end March 2018

Name or company name	IDH Limited
Contract type name	GDS Contract
Purpose of contract	General
Contract start date	01/04/2009
Contract end date	

17/18 Contracted general activity (UDA)	36,500
Carry forward general activity (UDA)	0
17/18 Contracted orthodontic activity (UOA)	0
Carry forward orthodontic activity (UOA)	0
Baseline contract value	£827,978.40

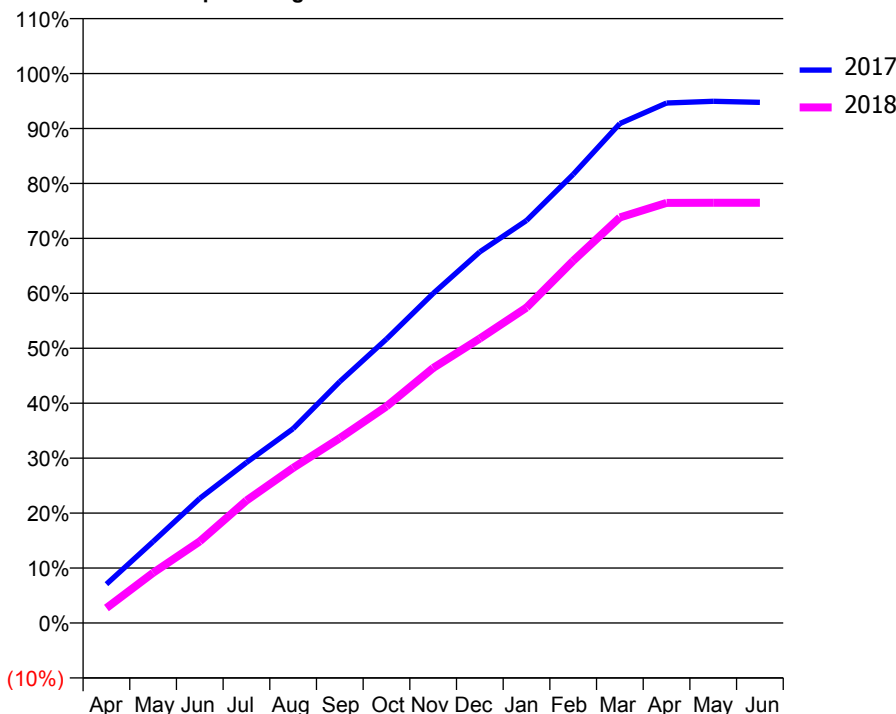
ACCESS*

Patients seen in 24 months	Total	Change since previous quarter
Quarter ending March 2017	11,558	
Quarter ending June 2017	11,627	→
Quarter ending September 2017	11,358	↓
Quarter ending December 2017	11,147	↓
Quarter ending March 2018	11,087	→
Variance since March 2017	(4.1%)	↓



ACTIVITY

Cumulative percentage of contracted UDA delivered 2017 & 2018



Month	Adjusted Scheduled Activity (UDA)	
	2017	2018
April	2,286	1,000
May	4,788	3,331
June	7,325	5,422
July	9,434	8,133
August	11,424	10,302
September	14,188	12,280
October	16,692	14,390
November	19,369	16,940
December	21,815	18,900
January	23,656	20,953
February	26,375	24,065
March	29,357	26,938
April	30,564	27,906
May	30,669	27,910
June	30,604	27,913

QUALITY

	Quantity	Base Number	Contract	AT	Region	England
% of FP17s for the same patient ID Re-attending within 3 months - Children	174	3,411	5.1%	9.8%	11.5%	11.9%
% of FP17s for the same patient ID Re-attending within 3 months - Adults	1,012	11,260	9.0%	14.4%	15.9%	16.0%
% of FP17s for the same patient ID Re-attending between 3 & 9 months - Children	2,016	3,411	59.1%	61.5%	60.6%	58.3%
% of FP17s for the same patient ID Re-attending between 3 & 9 months - Adults	5,840	11,260	51.9%	52.1%	51.6%	50.3%
% of FP17s for Band 1 Urgent Courses	897	14,617	6.1%	8.3%	9.5%	9.1%
% of FP17s Relating to Free Repair or Replacements	81	14,617	0.6%	0.8%	0.7%	0.8%
% of FP17s Relating to Continuations	154	14,617	1.1%	1.2%	1.0%	1.0%
% of Patients satisfied with the dentistry they have received	8	9	N/A	91.4%	92.0%	91.5%
% of Patients satisfied with the time they had to wait for an appointment	7	9	N/A	88.6%	88.1%	87.9%

* This is based on patients treated on this contract for their most recent course of treatment. Figures in italics indicate the base number of FP17s or Patient Questionnaire responses are less than 100. N/A is shown where the base number of responses is less than 10 during the period. % is calculated as Quantity/Base number*100

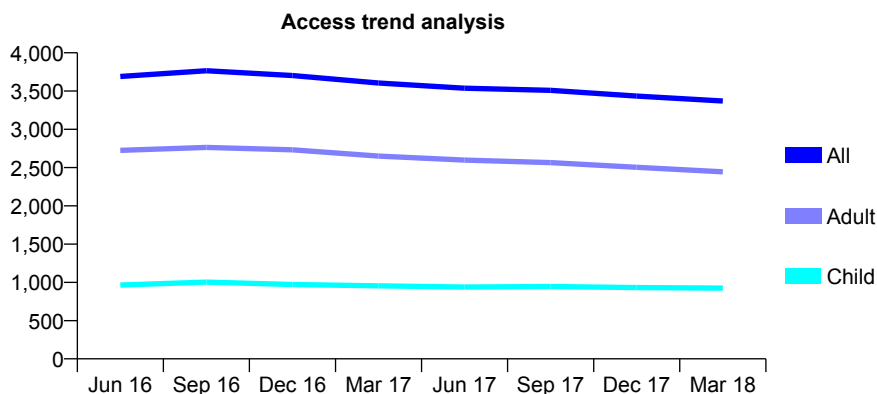
Q65 - Vital Signs At a Glance Contract Report for 101435/0124 - Year end March 2018

Name or company name	IDH Limited
Contract type name	GDS Contract
Purpose of contract	General
Contract start date	01/03/2010
Contract end date	

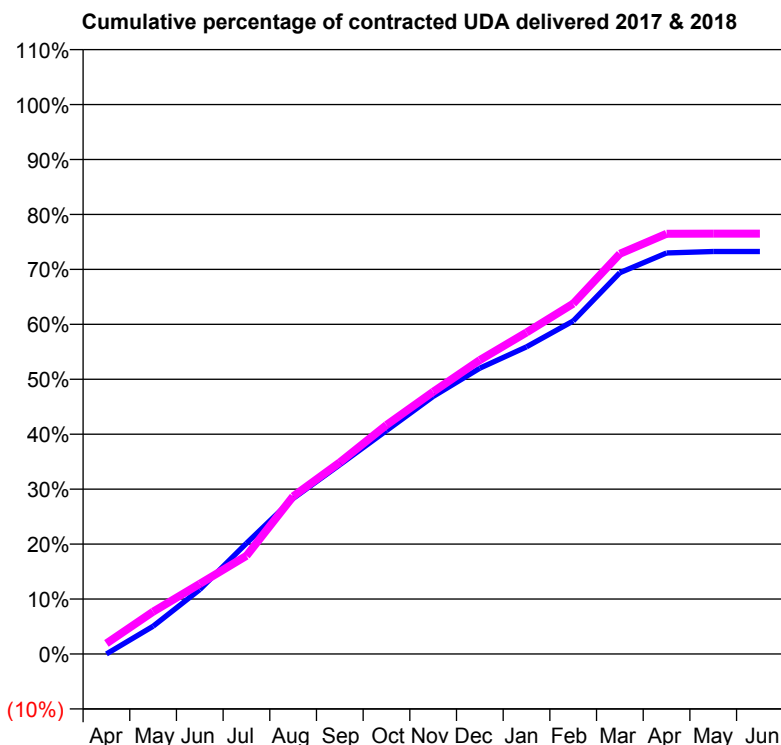
17/18 Contracted general activity (UDA)	12,116
Carry forward general activity (UDA)	0
17/18 Contracted orthodontic activity (UOA)	0
Carry forward orthodontic activity (UOA)	0
Baseline contract value	£306,293.97

ACCESS*

Patients seen in 24 months	Total	Change since previous quarter
Quarter ending March 2017	3,605	
Quarter ending June 2017	3,537	↓
Quarter ending September 2017	3,510	→
Quarter ending December 2017	3,434	↓
Quarter ending March 2018	3,370	↓
Variance since March 2017	(6.5%)	↓



ACTIVITY



Month	Adjusted Scheduled Activity (UDA)	
	2017	2018
April	-1	233
May	612	933
June	1,421	1,547
July	2,442	2,166
August	3,430	3,478
September	4,172	4,225
October	4,927	5,049
November	5,679	5,781
December	6,303	6,483
January	6,773	7,091
February	7,344	7,724
March	8,409	8,824
April	8,843	9,267
May	8,875	9,268
June	8,875	9,268

QUALITY

	Quantity	Base Number	Contract	AT	Region	England
% of FP17s for the same patient ID Re-attending within 3 months - Children	111	1,206	9.2%	9.8%	11.5%	11.9%
% of FP17s for the same patient ID Re-attending within 3 months - Adults	466	2,690	17.3%	14.4%	15.9%	16.0%
% of FP17s for the same patient ID Re-attending between 3 & 9 months - Children	621	1,206	51.5%	61.5%	60.6%	58.3%
% of FP17s for the same patient ID Re-attending between 3 & 9 months - Adults	1,048	2,690	39.0%	52.1%	51.6%	50.3%
% of FP17s for Band 1 Urgent Courses	470	3,900	12.1%	8.3%	9.5%	9.1%
% of FP17s Relating to Free Repair or Replacements	7	3,900	0.2%	0.8%	0.7%	0.8%
% of FP17s Relating to Continuations	87	3,900	2.2%	1.2%	1.0%	1.0%
% of Patients satisfied with the dentistry they have received	1	1	N/A	91.4%	92.0%	91.5%
% of Patients satisfied with the time they had to wait for an appointment	1	1	N/A	88.6%	88.1%	87.9%

* This is based on patients treated on this contract for their most recent course of treatment. Figures in italics indicate the base number of FP17s or Patient Questionnaire responses are less than 100. N/A is shown where the base number of responses is less than 10 during the period. % is calculated as Quantity/Base number*100

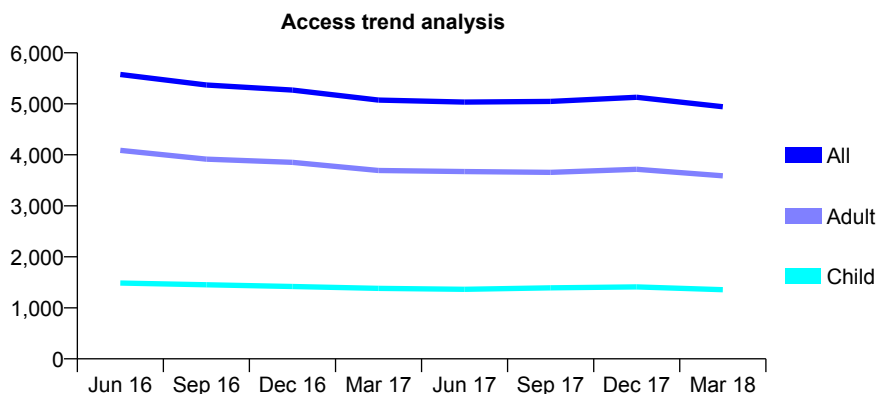
Q65 - Vital Signs At a Glance Contract Report for 101435/0131 - Year end March 2018

Name or company name	IDH Limited
Contract type name	GDS Contract
Purpose of contract	General
Contract start date	01/04/2010
Contract end date	

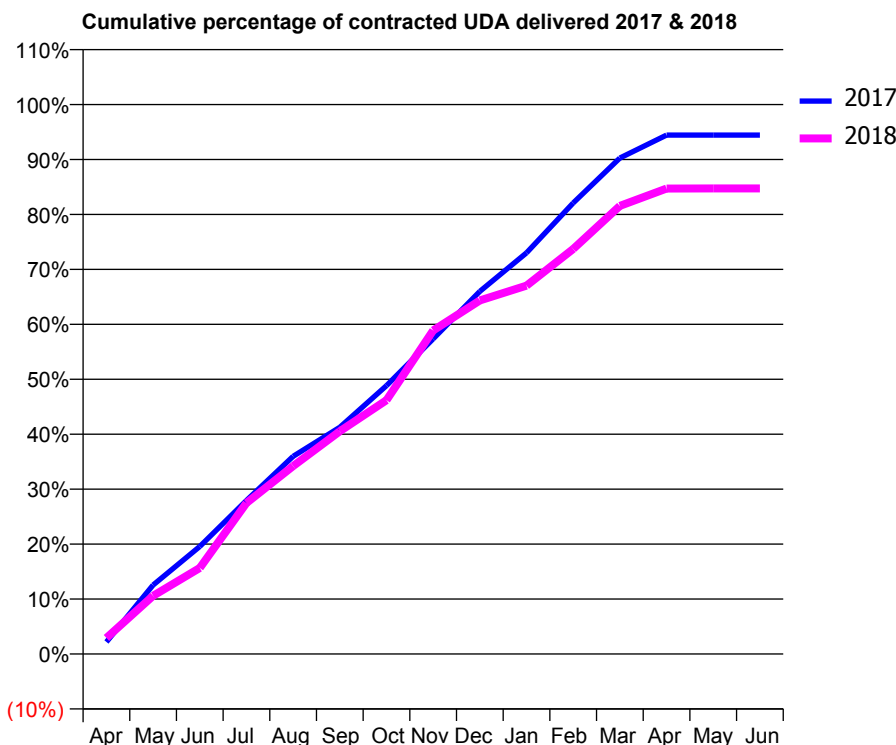
17/18 Contracted general activity (UDA)	17,467
Carry forward general activity (UDA)	0
17/18 Contracted orthodontic activity (UOA)	0
Carry forward orthodontic activity (UOA)	0
Baseline contract value	£441,510.42

ACCESS*

Patients seen in 24 months	Total	Change since previous quarter
Quarter ending March 2017	5,074	
Quarter ending June 2017	5,035	→
Quarter ending September 2017	5,048	→
Quarter ending December 2017	5,128	→
Quarter ending March 2018	4,943	↓
Variance since March 2017	(2.6%)	↓



ACTIVITY



Month	Adjusted Scheduled Activity (UDA)	
	2017	2018
April	383	510
May	2,193	1,850
June	3,420	2,734
July	4,882	4,802
August	6,284	5,976
September	7,210	7,079
October	8,532	8,068
November	10,017	10,285
December	11,527	11,239
January	12,752	11,709
February	14,337	12,876
March	15,765	14,244
April	16,496	14,796
May	16,495	14,799
June	16,495	14,799

QUALITY

	Quantity	Base Number	Contract	AT	Region	England
% of FP17s for the same patient ID Re-attending within 3 months - Children	143	1,651	8.7%	9.8%	11.5%	11.9%
% of FP17s for the same patient ID Re-attending within 3 months - Adults	526	4,035	13.0%	14.4%	15.9%	16.0%
% of FP17s for the same patient ID Re-attending between 3 & 9 months - Children	798	1,651	48.3%	61.5%	60.6%	58.3%
% of FP17s for the same patient ID Re-attending between 3 & 9 months - Adults	1,733	4,035	42.9%	52.1%	51.6%	50.3%
% of FP17s for Band 1 Urgent Courses	418	5,654	7.4%	8.3%	9.5%	9.1%
% of FP17s Relating to Free Repair or Replacements	32	5,654	0.6%	0.8%	0.7%	0.8%
% of FP17s Relating to Continuations	117	5,654	2.1%	1.2%	1.0%	1.0%
% of Patients satisfied with the dentistry they have received	2	2	N/A	91.4%	92.0%	91.5%
% of Patients satisfied with the time they had to wait for an appointment	2	2	N/A	88.6%	88.1%	87.9%

* This is based on patients treated on this contract for their most recent course of treatment. Figures in italics indicate the base number of FP17s or Patient Questionnaire responses are less than 100. N/A is shown where the base number of responses is less than 10 during the period. % is calculated as Quantity/Base number*100

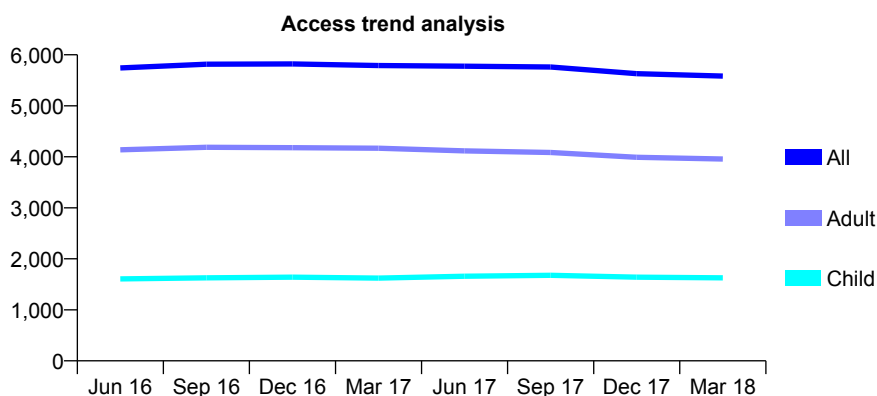
Q65 - Vital Signs At a Glance Contract Report for 101435/0138 - Year end March 2018

Name or company name	IDH Limited
Contract type name	GDS Contract
Purpose of contract	General
Contract start date	16/08/2010
Contract end date	

17/18 Contracted general activity (UDA)	22,590
Carry forward general activity (UDA)	0
17/18 Contracted orthodontic activity (UOA)	0
Carry forward orthodontic activity (UOA)	0
Baseline contract value	£570,037.28

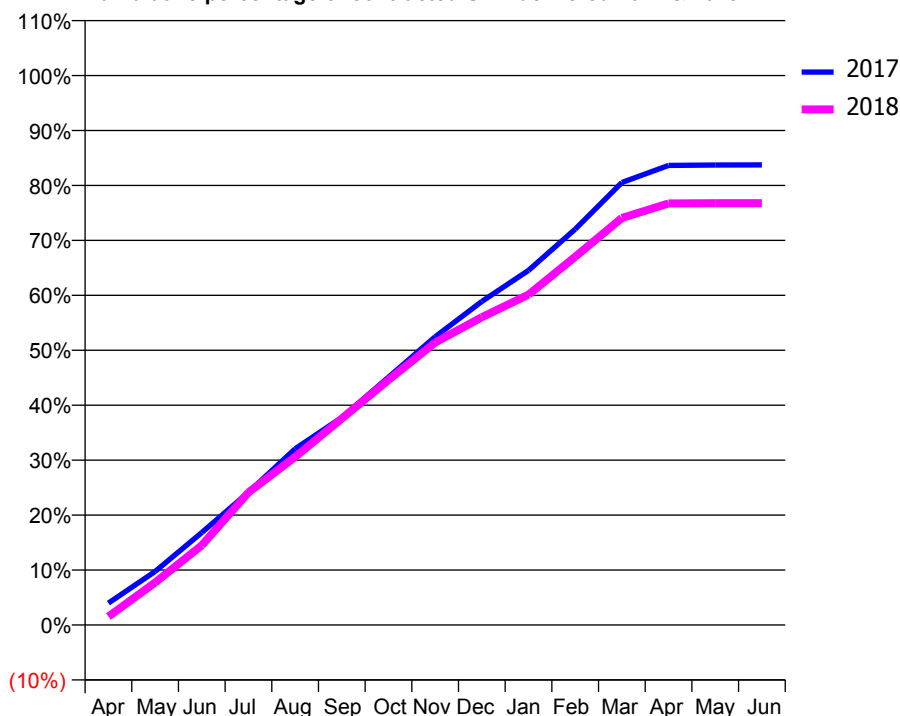
ACCESS*

Patients seen in 24 months	Total	Change since previous quarter
Quarter ending March 2017	5,790	
Quarter ending June 2017	5,776	→
Quarter ending September 2017	5,761	→
Quarter ending December 2017	5,631	↓
Quarter ending March 2018	5,584	→
Variance since March 2017	(3.6%)	↓



ACTIVITY

Cumulative percentage of contracted UDA delivered 2017 & 2018



Adjusted Scheduled Activity (UDA)

Month	2017	2018
April	903	348
May	2,202	1,747
June	3,801	3,274
July	5,457	5,454
August	7,247	6,908
September	8,532	8,489
October	10,190	10,074
November	11,852	11,611
December	13,303	12,654
January	14,577	13,580
February	16,271	15,140
March	18,191	16,734
April	18,892	17,329
May	18,911	17,340
June	18,915	17,340

QUALITY

	Quantity	Base Number	Contract	AT	Region	England
% of FP17s for the same patient ID Re-attending within 3 months - Children	217	2,735	7.9%	9.8%	11.5%	11.9%
% of FP17s for the same patient ID Re-attending within 3 months - Adults	634	5,187	12.2%	14.4%	15.9%	16.0%
% of FP17s for the same patient ID Re-attending between 3 & 9 months - Children	1,796	2,735	65.7%	61.5%	60.6%	58.3%
% of FP17s for the same patient ID Re-attending between 3 & 9 months - Adults	2,995	5,187	57.7%	52.1%	51.6%	50.3%
% of FP17s for Band 1 Urgent Courses	506	7,904	6.4%	8.3%	9.5%	9.1%
% of FP17s Relating to Free Repair or Replacements	31	7,904	0.4%	0.8%	0.7%	0.8%
% of FP17s Relating to Continuations	154	7,904	1.9%	1.2%	1.0%	1.0%
% of Patients satisfied with the dentistry they have received	4	5	N/A	91.4%	92.0%	91.5%
% of Patients satisfied with the time they had to wait for an appointment	4	5	N/A	88.6%	88.1%	87.9%

* This is based on patients treated on this contract for their most recent course of treatment. Figures in italics indicate the base number of FP17s or Patient Questionnaire responses are less than 100. N/A is shown where the base number of responses is less than 10 during the period. % is calculated as Quantity/Base number*100

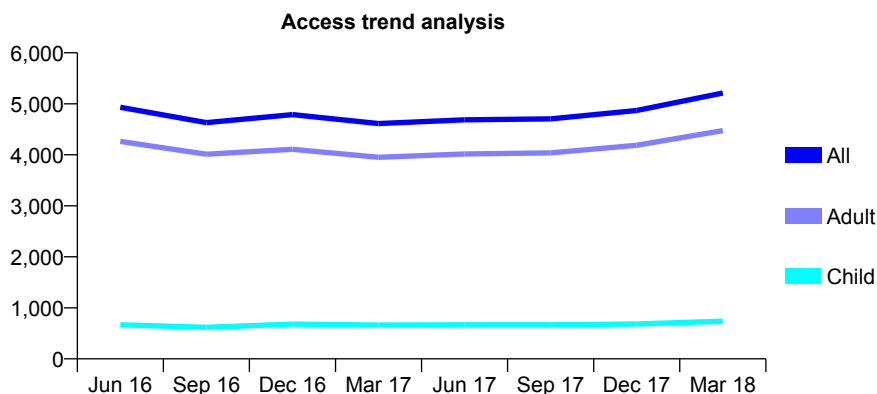
Q65 - Vital Signs At a Glance Contract Report for 101435/0140 - Year end March 2018

Name or company name	IDH Limited
Contract type name	GDS Contract
Purpose of contract	General
Contract start date	16/08/2010
Contract end date	

17/18 Contracted general activity (UDA)	16,000
Carry forward general activity (UDA)	124
17/18 Contracted orthodontic activity (UOA)	0
Carry forward orthodontic activity (UOA)	0
Baseline contract value	£401,177.76

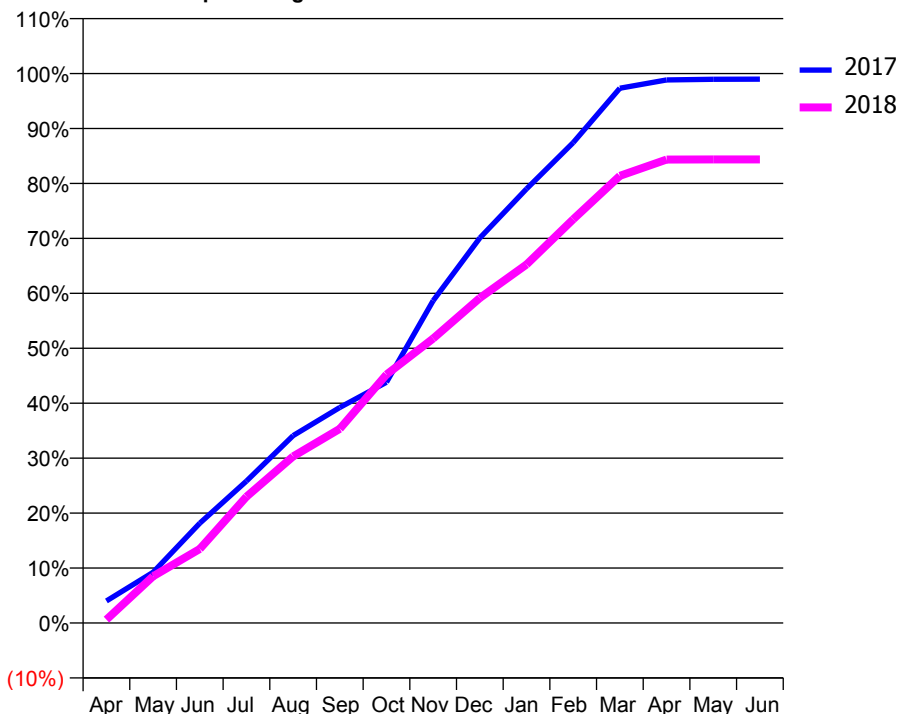
ACCESS*

Patients seen in 24 months	Total	Change since previous quarter
Quarter ending March 2017	4,614	
Quarter ending June 2017	4,685	→
Quarter ending September 2017	4,705	→
Quarter ending December 2017	4,870	↑
Quarter ending March 2018	5,213	↑
Variance since March 2017	13.0%	↑



ACTIVITY

Cumulative percentage of contracted UDA delivered 2017 & 2018



Month	Adjusted Scheduled Activity (UDA)	
	2017	2018
April	481	101
May	1,107	1,361
June	2,179	2,156
July	3,099	3,680
August	4,094	4,853
September	4,707	5,656
October	5,257	7,236
November	7,039	8,285
December	8,408	9,463
January	9,480	10,440
February	10,491	11,753
March	11,679	13,022
April	11,861	13,493
May	11,875	13,498
June	11,876	13,498

QUALITY

	Quantity	Base Number	Contract	AT	Region	England
% of FP17s for the same patient ID Re-attending within 3 months - Children	77	865	8.9%	9.8%	11.5%	11.9%
% of FP17s for the same patient ID Re-attending within 3 months - Adults	566	4,660	12.1%	14.4%	15.9%	16.0%
% of FP17s for the same patient ID Re-attending between 3 & 9 months - Children	336	865	38.8%	61.5%	60.6%	58.3%
% of FP17s for the same patient ID Re-attending between 3 & 9 months - Adults	1,393	4,660	29.9%	52.1%	51.6%	50.3%
% of FP17s for Band 1 Urgent Courses	448	5,656	7.9%	8.3%	9.5%	9.1%
% of FP17s Relating to Free Repair or Replacements	38	5,656	0.7%	0.8%	0.7%	0.8%
% of FP17s Relating to Continuations	133	5,656	2.4%	1.2%	1.0%	1.0%
% of Patients satisfied with the dentistry they have received	1	1	N/A	91.4%	92.0%	91.5%
% of Patients satisfied with the time they had to wait for an appointment	1	1	N/A	88.6%	88.1%	87.9%

* This is based on patients treated on this contract for their most recent course of treatment. Figures in italics indicate the base number of FP17s or Patient Questionnaire responses are less than 100. N/A is shown where the base number of responses is less than 10 during the period. % is calculated as Quantity/Base number*100

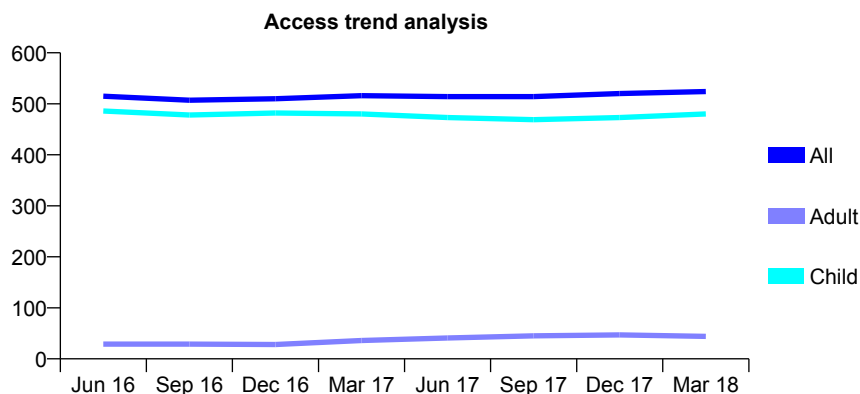
Q65 - Vital Signs At a Glance Contract Report for 104310/0001 - Year end March 2018

Name or company name	Henleaze Dental Practice Ltd
Contract type name	GDS Contract
Purpose of contract	General
Contract start date	01/07/2010
Contract end date	

17/18 Contracted general activity (UDA)	612
Carry forward general activity (UDA)	-12
17/18 Contracted orthodontic activity (UOA)	0
Carry forward orthodontic activity (UOA)	0
Baseline contract value	£11,509.08

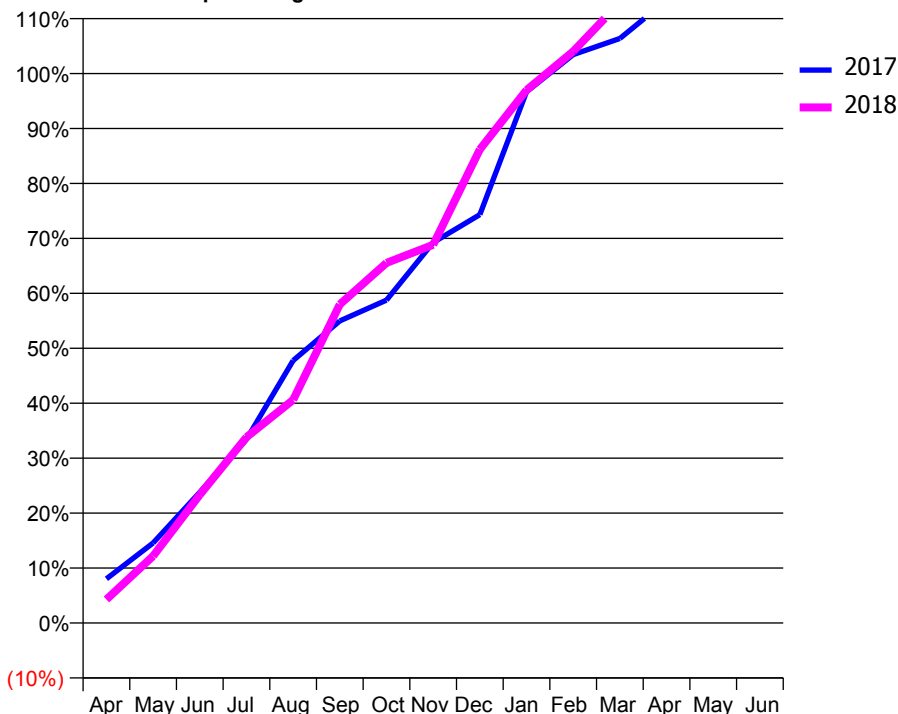
ACCESS*

Patients seen in 24 months	Total	Change since previous quarter
Quarter ending March 2017	516	
Quarter ending June 2017	514	→
Quarter ending September 2017	514	→
Quarter ending December 2017	520	→
Quarter ending March 2018	524	→
Variance since March 2017	1.6%	→



ACTIVITY

Cumulative percentage of contracted UDA delivered 2017 & 2018



Month	Adjusted Scheduled Activity (UDA)	
	2017	2018
April	49	26
May	89	75
June	146	143
July	205	207
August	292	249
September	336	355
October	360	401
November	424	421
December	455	527
January	592	594
February	633	637
March	651	691
April	693	705
May	702	705
June	710	705

QUALITY

	Quantity	Base Number	Contract	AT	Region	England
% of FP17s for the same patient ID Re-attending within 3 months - Children	38	588	6.5%	9.8%	11.5%	11.9%
% of FP17s for the same patient ID Re-attending within 3 months - Adults	0	0	N/A	14.4%	15.9%	16.0%
% of FP17s for the same patient ID Re-attending between 3 & 9 months - Children	136	588	23.1%	61.5%	60.6%	58.3%
% of FP17s for the same patient ID Re-attending between 3 & 9 months - Adults	0	0	N/A	52.1%	51.6%	50.3%
% of FP17s for Band 1 Urgent Courses	26	566	4.6%	8.3%	9.5%	9.1%
% of FP17s Relating to Free Repair or Replacements	0	566	0.0%	0.8%	0.7%	0.8%
% of FP17s Relating to Continuations	0	566	0.0%	1.2%	1.0%	1.0%
% of Patients satisfied with the dentistry they have received	0	0	N/A	91.4%	92.0%	91.5%
% of Patients satisfied with the time they had to wait for an appointment	0	0	N/A	88.6%	88.1%	87.9%

* This is based on patients treated on this contract for their most recent course of treatment. Figures in italics indicate the base number of FP17s or Patient Questionnaire responses are less than 100. N/A is shown where the base number of responses is less than 10 during the period. % is calculated as Quantity/Base number*100

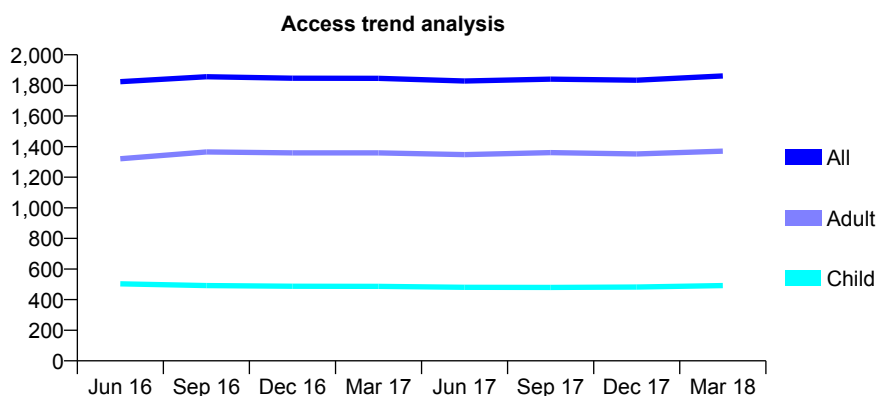
Q65 - Vital Signs At a Glance Contract Report for 106089/0001 - Year end March 2018

Name or company name	Church Street Dental Practice Ltd
Contract type name	GDS Contract
Purpose of contract	General and Orthodontic
Contract start date	01/04/2010
Contract end date	

17/18 Contracted general activity (UDA)	3,250
Carry forward general activity (UDA)	30
17/18 Contracted orthodontic activity (UOA)	462
Carry forward orthodontic activity (UOA)	0
Baseline contract value	£101,364.32

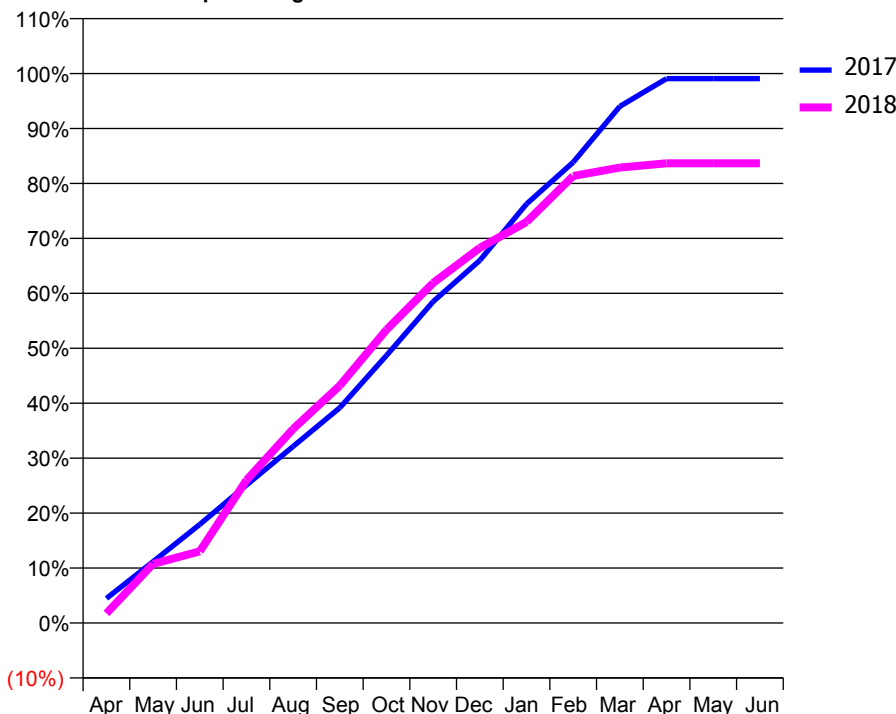
ACCESS*

Patients seen in 24 months	Total	Change since previous quarter
Quarter ending March 2017	1,846	
Quarter ending June 2017	1,829	→
Quarter ending September 2017	1,841	→
Quarter ending December 2017	1,834	→
Quarter ending March 2018	1,862	→
Variance since March 2017	0.9%	→



ACTIVITY

Cumulative percentage of contracted UDA delivered 2017 & 2018



Month	Adjusted Scheduled Activity (UDA)	
	2017	2018
April	145	57
May	363	350
June	583	424
July	816	845
August	1,045	1,148
September	1,273	1,404
October	1,582	1,734
November	1,901	2,012
December	2,145	2,219
January	2,478	2,372
February	2,726	2,644
March	3,055	2,694
April	3,220	2,719
May	3,220	2,719
June	3,220	2,719

QUALITY

	Quantity	Base Number	Contract	AT	Region	England
% of FP17s for the same patient ID Re-attending within 3 months - Children	75	762	9.8%	9.8%	11.5%	11.9%
% of FP17s for the same patient ID Re-attending within 3 months - Adults	307	1,796	17.1%	14.4%	15.9%	16.0%
% of FP17s for the same patient ID Re-attending between 3 & 9 months - Children	443	762	58.1%	61.5%	60.6%	58.3%
% of FP17s for the same patient ID Re-attending between 3 & 9 months - Adults	954	1,796	53.1%	52.1%	51.6%	50.3%
% of FP17s for Band 1 Urgent Courses	85	1,329	6.4%	8.3%	9.5%	9.1%
% of FP17s Relating to Free Repair or Replacements	7	1,329	0.5%	0.8%	0.7%	0.8%
% of FP17s Relating to Continuations	41	1,329	3.1%	1.2%	1.0%	1.0%
% of Patients satisfied with the dentistry they have received	6	6	N/A	91.4%	92.0%	91.5%
% of Patients satisfied with the time they had to wait for an appointment	6	6	N/A	88.6%	88.1%	87.9%

* This is based on patients treated on this contract for their most recent course of treatment. Figures in italics indicate the base number of FP17s or Patient Questionnaire responses are less than 100. N/A is shown where the base number of responses is less than 10 during the period. % is calculated as Quantity/Base number*100

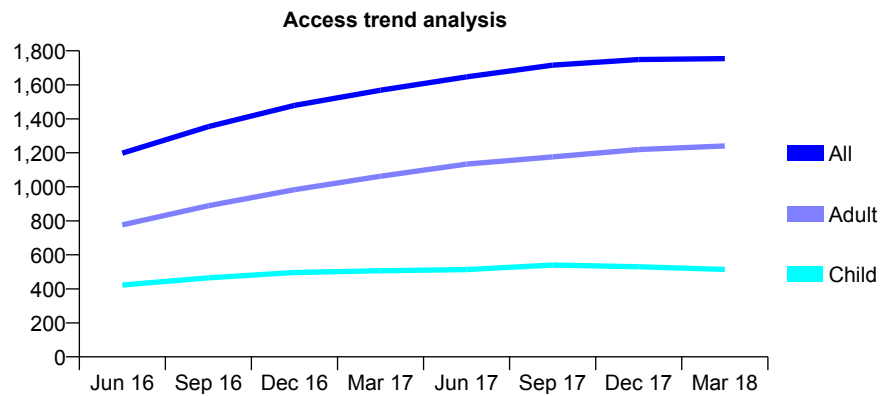
Q65 - Vital Signs At a Glance Contract Report for 106305/0001 - Year end March 2018

Name or company name	George Mexias and Geoffrey Worrall
Contract type name	GDS Contract
Purpose of contract	General
Contract start date	02/09/2015
Contract end date	

17/18 Contracted general activity (UDA)	4,603
Carry forward general activity (UDA)	0
17/18 Contracted orthodontic activity (UOA)	0
Carry forward orthodontic activity (UOA)	0
Baseline contract value	£112,378.92

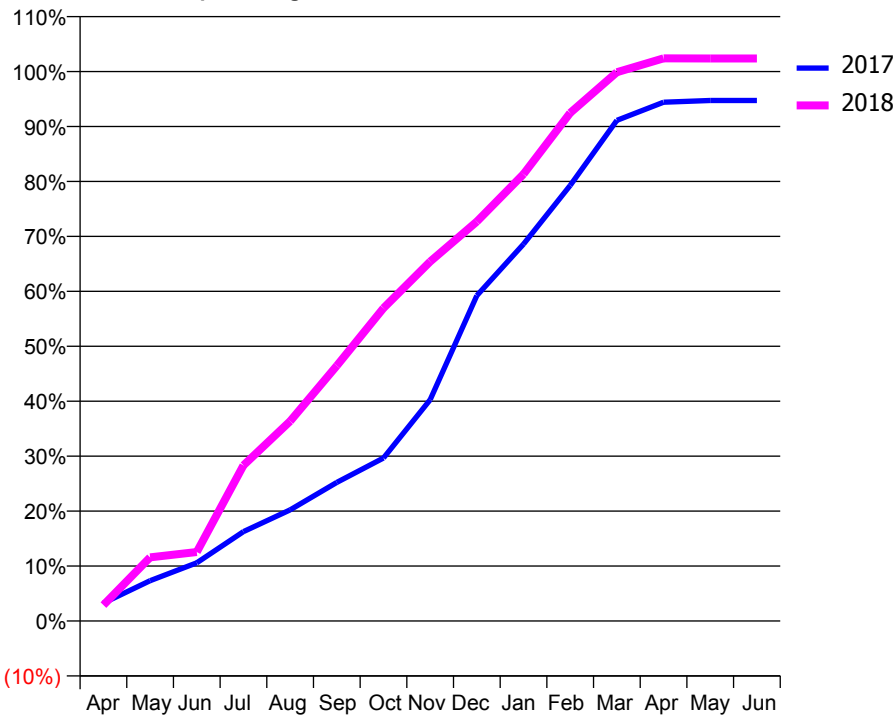
ACCESS*

Patients seen in 24 months	Total	Change since previous quarter
Quarter ending March 2017	1,568	
Quarter ending June 2017	1,647	↑
Quarter ending September 2017	1,716	↑
Quarter ending December 2017	1,749	→
Quarter ending March 2018	1,754	→
Variance since March 2017	11.9%	↑



ACTIVITY

Cumulative percentage of contracted UDA delivered 2017 & 2018



Month	Adjusted Scheduled Activity (UDA)	
	2017	2018
April	125	134
May	281	534
June	404	578
July	622	1,304
August	773	1,674
September	964	2,139
October	1,134	2,621
November	1,539	3,011
December	2,263	3,346
January	2,621	3,744
February	3,029	4,257
March	3,482	4,597
April	3,608	4,714
May	3,620	4,713
June	3,620	4,713

QUALITY

	Quantity	Base Number	Contract	AT	Region	England
% of FP17s for the same patient ID Re-attending within 3 months - Children	68	815	8.3%	9.8%	11.5%	11.9%
% of FP17s for the same patient ID Re-attending within 3 months - Adults	259	1,711	15.1%	14.4%	15.9%	16.0%
% of FP17s for the same patient ID Re-attending between 3 & 9 months - Children	533	815	65.4%	61.5%	60.6%	58.3%
% of FP17s for the same patient ID Re-attending between 3 & 9 months - Adults	945	1,711	55.2%	52.1%	51.6%	50.3%
% of FP17s for Band 1 Urgent Courses	152	2,487	6.1%	8.3%	9.5%	9.1%
% of FP17s Relating to Free Repair or Replacements	12	2,487	0.5%	0.8%	0.7%	0.8%
% of FP17s Relating to Continuations	15	2,487	0.6%	1.2%	1.0%	1.0%
% of Patients satisfied with the dentistry they have received	2	2	N/A	91.4%	92.0%	91.5%
% of Patients satisfied with the time they had to wait for an appointment	2	2	N/A	88.6%	88.1%	87.9%

* This is based on patients treated on this contract for their most recent course of treatment. Figures in italics indicate the base number of FP17s or Patient Questionnaire responses are less than 100. N/A is shown where the base number of responses is less than 10 during the period. % is calculated as Quantity/Base number*100

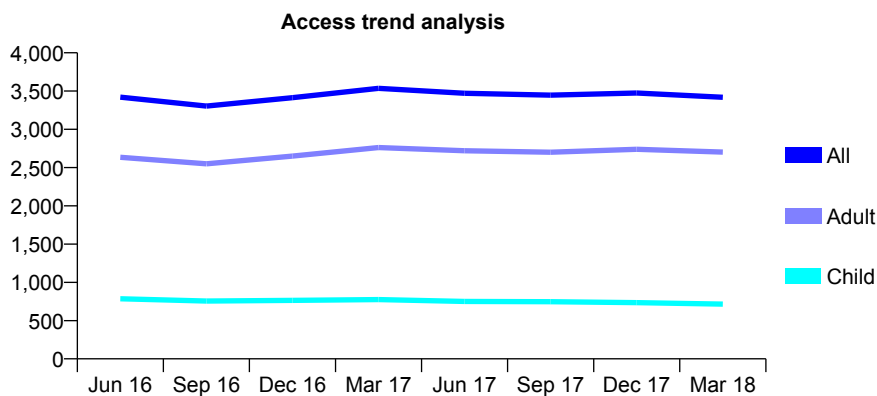
Q65 - Vital Signs At a Glance Contract Report for 107034/0003 - Year end March 2018

Name or company name	TDK Dental Limited
Contract type name	GDS Contract
Purpose of contract	General
Contract start date	01/09/2008
Contract end date	

17/18 Contracted general activity (UDA)	13,778
Carry forward general activity (UDA)	0
17/18 Contracted orthodontic activity (UOA)	0
Carry forward orthodontic activity (UOA)	0
Baseline contract value	£347,819.72

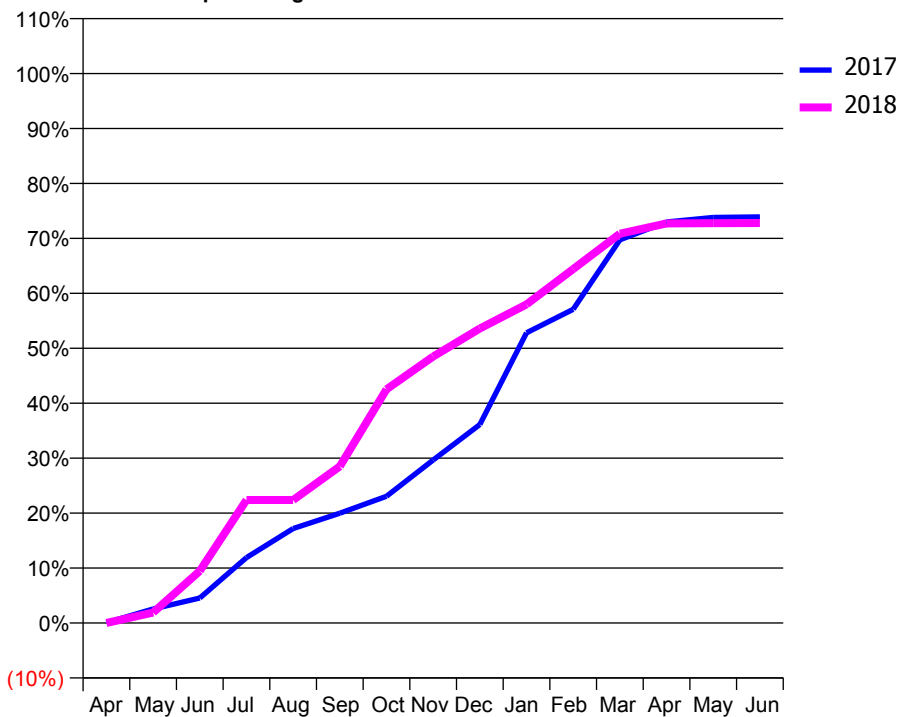
ACCESS*

Patients seen in 24 months	Total	Change since previous quarter
Quarter ending March 2017	3,535	
Quarter ending June 2017	3,471	↓
Quarter ending September 2017	3,446	→
Quarter ending December 2017	3,474	→
Quarter ending March 2018	3,419	↓
Variance since March 2017	(3.3%)	↓



ACTIVITY

Cumulative percentage of contracted UDA delivered 2017 & 2018



Month	Adjusted Scheduled Activity (UDA)	
	2017	2018
April	7	0
May	353	262
June	626	1,304
July	1,641	3,085
August	2,368	3,085
September	2,754	3,928
October	3,177	5,860
November	4,088	6,683
December	4,978	7,384
January	7,277	7,991
February	7,867	8,875
March	9,607	9,761
April	10,057	10,018
May	10,169	10,026
June	10,183	10,029

QUALITY

	Quantity	Base Number	Contract	AT	Region	England
% of FP17s for the same patient ID Re-attending within 3 months - Children	99	1,131	8.8%	9.8%	11.5%	11.9%
% of FP17s for the same patient ID Re-attending within 3 months - Adults	766	4,149	18.5%	14.4%	15.9%	16.0%
% of FP17s for the same patient ID Re-attending between 3 & 9 months - Children	687	1,131	60.7%	61.5%	60.6%	58.3%
% of FP17s for the same patient ID Re-attending between 3 & 9 months - Adults	2,347	4,149	56.6%	52.1%	51.6%	50.3%
% of FP17s for Band 1 Urgent Courses	449	5,160	8.7%	8.3%	9.5%	9.1%
% of FP17s Relating to Free Repair or Replacements	28	5,160	0.5%	0.8%	0.7%	0.8%
% of FP17s Relating to Continuations	58	5,160	1.1%	1.2%	1.0%	1.0%
% of Patients satisfied with the dentistry they have received	5	6	N/A	91.4%	92.0%	91.5%
% of Patients satisfied with the time they had to wait for an appointment	6	6	N/A	88.6%	88.1%	87.9%

* This is based on patients treated on this contract for their most recent course of treatment. Figures in italics indicate the base number of FP17s or Patient Questionnaire responses are less than 100. N/A is shown where the base number of responses is less than 10 during the period. % is calculated as Quantity/Base number*100

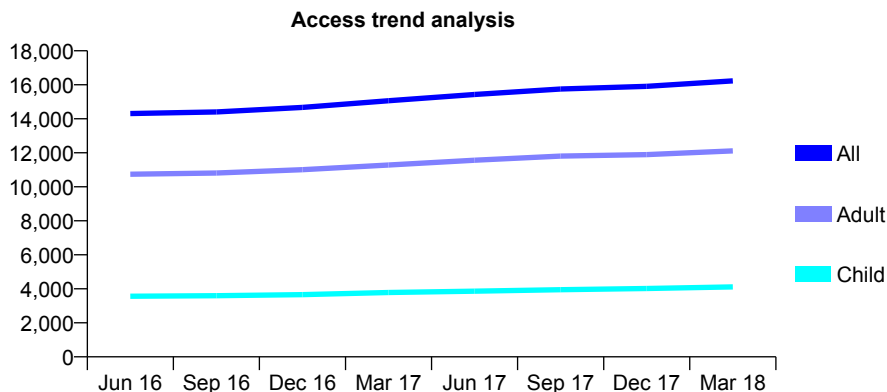
Q65 - Vital Signs At a Glance Contract Report for 107263/0001 - Year end March 2018

Name or company name	Smile Line (UK) Ltd
Contract type name	GDS Contract
Purpose of contract	General
Contract start date	01/06/2014
Contract end date	

17/18 Contracted general activity (UDA)	54,160
Carry forward general activity (UDA)	985
17/18 Contracted orthodontic activity (UOA)	0
Carry forward orthodontic activity (UOA)	0
Baseline contract value	£1,440,831.64

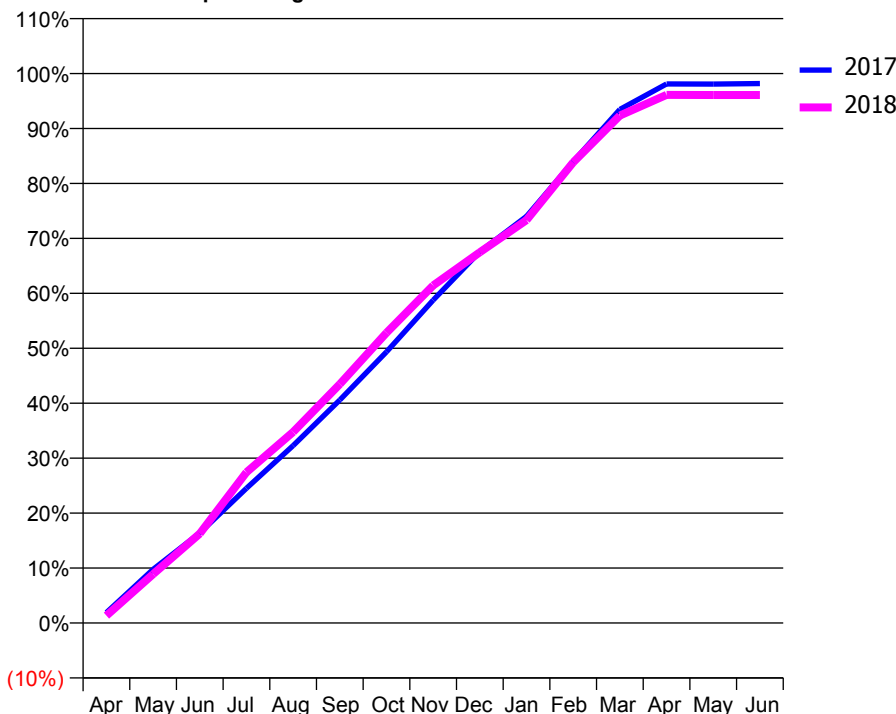
ACCESS*

Patients seen in 24 months	Total	Change since previous quarter
Quarter ending March 2017	15,065	
Quarter ending June 2017	15,430	↑
Quarter ending September 2017	15,754	↑
Quarter ending December 2017	15,909	→
Quarter ending March 2018	16,231	↑
Variance since March 2017	7.7%	↑



ACTIVITY

Cumulative percentage of contracted UDA delivered 2017 & 2018



Month	Adjusted Scheduled Activity (UDA)	
	2017	2018
April	1,034	726
May	5,296	4,819
June	8,881	8,814
July	13,275	14,862
August	17,482	18,822
September	21,980	23,548
October	26,721	28,610
November	31,822	33,266
December	36,594	36,544
January	40,079	39,712
February	45,484	45,407
March	50,626	50,019
April	53,127	52,051
May	53,122	52,038
June	53,175	52,037

QUALITY

	Quantity	Base Number	Contract	AT	Region	England
% of FP17s for the same patient ID Re-attending within 3 months - Children	349	6,331	5.5%	9.8%	11.5%	11.9%
% of FP17s for the same patient ID Re-attending within 3 months - Adults	1,748	16,244	10.8%	14.4%	15.9%	16.0%
% of FP17s for the same patient ID Re-attending between 3 & 9 months - Children	4,146	6,331	65.5%	61.5%	60.6%	58.3%
% of FP17s for the same patient ID Re-attending between 3 & 9 months - Adults	9,302	16,244	57.3%	52.1%	51.6%	50.3%
% of FP17s for Band 1 Urgent Courses	2,050	22,436	9.1%	8.3%	9.5%	9.1%
% of FP17s Relating to Free Repair or Replacements	75	22,436	0.3%	0.8%	0.7%	0.8%
% of FP17s Relating to Continuations	53	22,436	0.2%	1.2%	1.0%	1.0%
% of Patients satisfied with the dentistry they have received	14	15	93.3%	91.4%	92.0%	91.5%
% of Patients satisfied with the time they had to wait for an appointment	12	15	80.0%	88.6%	88.1%	87.9%

* This is based on patients treated on this contract for their most recent course of treatment. Figures in italics indicate the base number of FP17s or Patient Questionnaire responses are less than 100. N/A is shown where the base number of responses is less than 10 during the period. % is calculated as Quantity/Base number*100

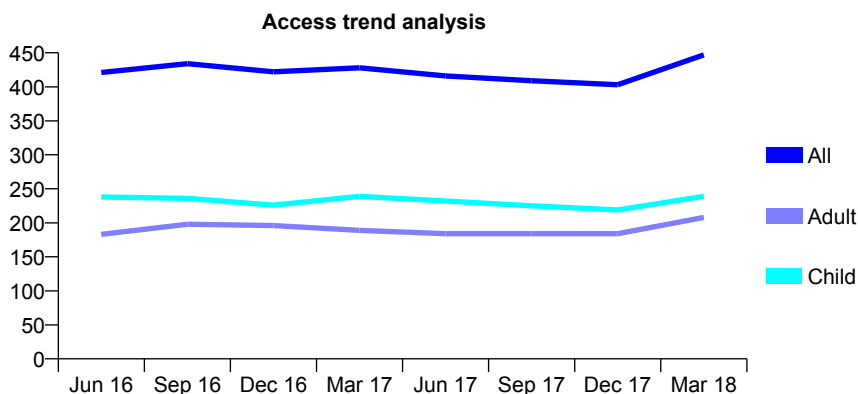
Q65 - Vital Signs At a Glance Contract Report for 109681/0001 - Year end March 2018

Name or company name	Backwell Dental Care Ltd
Contract type name	GDS Contract
Purpose of contract	General
Contract start date	01/06/2010
Contract end date	

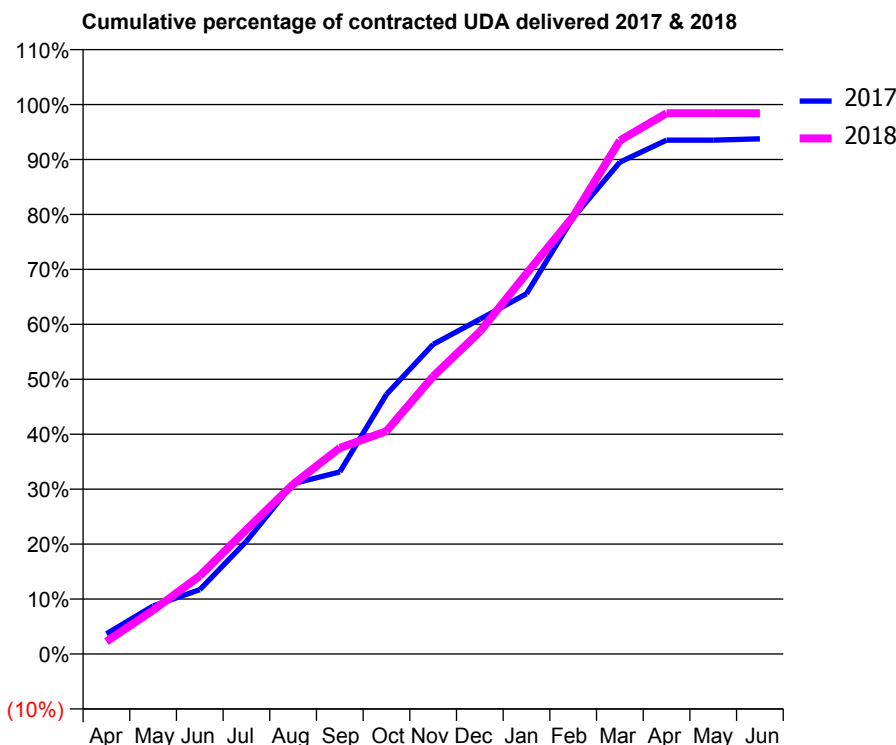
17/18 Contracted general activity (UDA)	1,205
Carry forward general activity (UDA)	0
17/18 Contracted orthodontic activity (UOA)	0
Carry forward orthodontic activity (UOA)	0
Baseline contract value	£36,097.55

ACCESS*

Patients seen in 24 months	Total	Change since previous quarter
Quarter ending March 2017	428	
Quarter ending June 2017	416	↓
Quarter ending September 2017	409	↓
Quarter ending December 2017	403	↓
Quarter ending March 2018	447	↑
Variance since March 2017	4.4%	↑



ACTIVITY



Month	Adjusted Scheduled Activity (UDA)	
	2017	2018
April	44	27
May	105	96
June	141	171
July	247	273
August	374	372
September	399	452
October	570	489
November	679	609
December	734	707
January	790	834
February	957	960
March	1,079	1,126
April	1,127	1,186
May	1,127	1,186
June	1,130	1,186

QUALITY

	Quantity	Base Number	Contract	AT	Region	England
% of FP17s for the same patient ID Re-attending within 3 months - Children	38	413	9.2%	9.8%	11.5%	11.9%
% of FP17s for the same patient ID Re-attending within 3 months - Adults	26	268	9.7%	14.4%	15.9%	16.0%
% of FP17s for the same patient ID Re-attending between 3 & 9 months - Children	290	413	70.2%	61.5%	60.6%	58.3%
% of FP17s for the same patient ID Re-attending between 3 & 9 months - Adults	162	268	60.4%	52.1%	51.6%	50.3%
% of FP17s for Band 1 Urgent Courses	30	686	4.4%	8.3%	9.5%	9.1%
% of FP17s Relating to Free Repair or Replacements	0	686	0.0%	0.8%	0.7%	0.8%
% of FP17s Relating to Continuations	0	686	0.0%	1.2%	1.0%	1.0%
% of Patients satisfied with the dentistry they have received	0	0	N/A	91.4%	92.0%	91.5%
% of Patients satisfied with the time they had to wait for an appointment	0	0	N/A	88.6%	88.1%	87.9%

* This is based on patients treated on this contract for their most recent course of treatment. Figures in italics indicate the base number of FP17s or Patient Questionnaire responses are less than 100. N/A is shown where the base number of responses is less than 10 during the period. % is calculated as Quantity/Base number*100

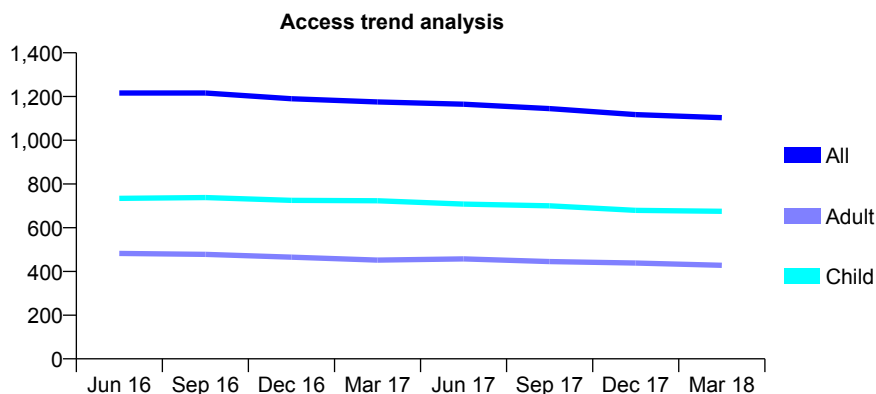
Q65 - Vital Signs At a Glance Contract Report for 111333/0001 - Year end March 2018

Name or company name	Connor Hichens
Contract type name	GDS Contract
Purpose of contract	General and Orthodontic
Contract start date	01/12/2012
Contract end date	

17/18 Contracted general activity (UDA)	2,700
Carry forward general activity (UDA)	56
17/18 Contracted orthodontic activity (UOA)	233
Carry forward orthodontic activity (UOA)	0
Baseline contract value	£73,982.15

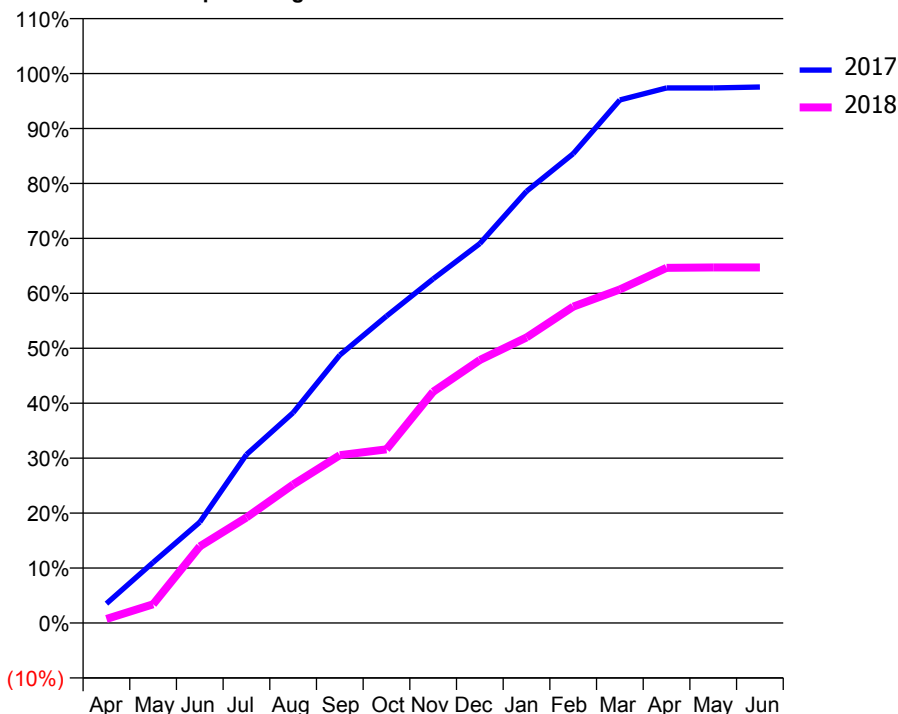
ACCESS*

Patients seen in 24 months	Total	Change since previous quarter
Quarter ending March 2017	1,175	
Quarter ending June 2017	1,165	→
Quarter ending September 2017	1,145	↓
Quarter ending December 2017	1,117	↓
Quarter ending March 2018	1,103	↓
Variance since March 2017	(6.1%)	↓



ACTIVITY

Cumulative percentage of contracted UDA delivered 2017 & 2018



Month	Adjusted Scheduled Activity (UDA)	
	2017	2018
April	81	20
May	253	92
June	422	376
July	705	519
August	880	680
September	1,122	825
October	1,285	854
November	1,440	1,136
December	1,588	1,293
January	1,807	1,403
February	1,965	1,555
March	2,189	1,639
April	2,240	1,745
May	2,240	1,747
June	2,244	1,747

QUALITY

	Quantity	Base Number	Contract	AT	Region	England
% of FP17s for the same patient ID Re-attending within 3 months - Children	100	962	10.4%	9.8%	11.5%	11.9%
% of FP17s for the same patient ID Re-attending within 3 months - Adults	31	372	8.3%	14.4%	15.9%	16.0%
% of FP17s for the same patient ID Re-attending between 3 & 9 months - Children	519	962	54.0%	61.5%	60.6%	58.3%
% of FP17s for the same patient ID Re-attending between 3 & 9 months - Adults	176	372	47.3%	52.1%	51.6%	50.3%
% of FP17s for Band 1 Urgent Courses	52	1,358	3.8%	8.3%	9.5%	9.1%
% of FP17s Relating to Free Repair or Replacements	0	1,358	0.0%	0.8%	0.7%	0.8%
% of FP17s Relating to Continuations	2	1,358	0.1%	1.2%	1.0%	1.0%
% of Patients satisfied with the dentistry they have received	0	0	N/A	91.4%	92.0%	91.5%
% of Patients satisfied with the time they had to wait for an appointment	0	0	N/A	88.6%	88.1%	87.9%

* This is based on patients treated on this contract for their most recent course of treatment. Figures in italics indicate the base number of FP17s or Patient Questionnaire responses are less than 100. N/A is shown where the base number of responses is less than 10 during the period. % is calculated as Quantity/Base number*100

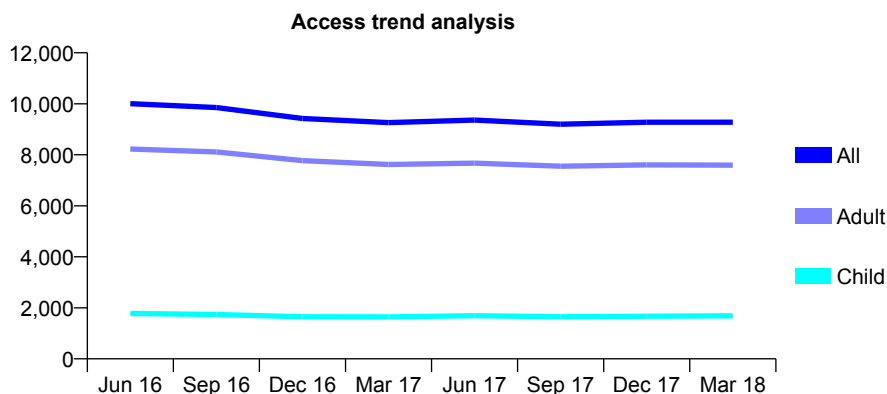
Q65 - Vital Signs At a Glance Contract Report for 112194/0001 - Year end March 2018

Name or company name	High Street Dental Practice
Contract type name	GDS Contract
Purpose of contract	General
Contract start date	01/04/2006
Contract end date	

17/18 Contracted general activity (UDA)	31,000
Carry forward general activity (UDA)	0
17/18 Contracted orthodontic activity (UOA)	0
Carry forward orthodontic activity (UOA)	0
Baseline contract value	£820,150.39

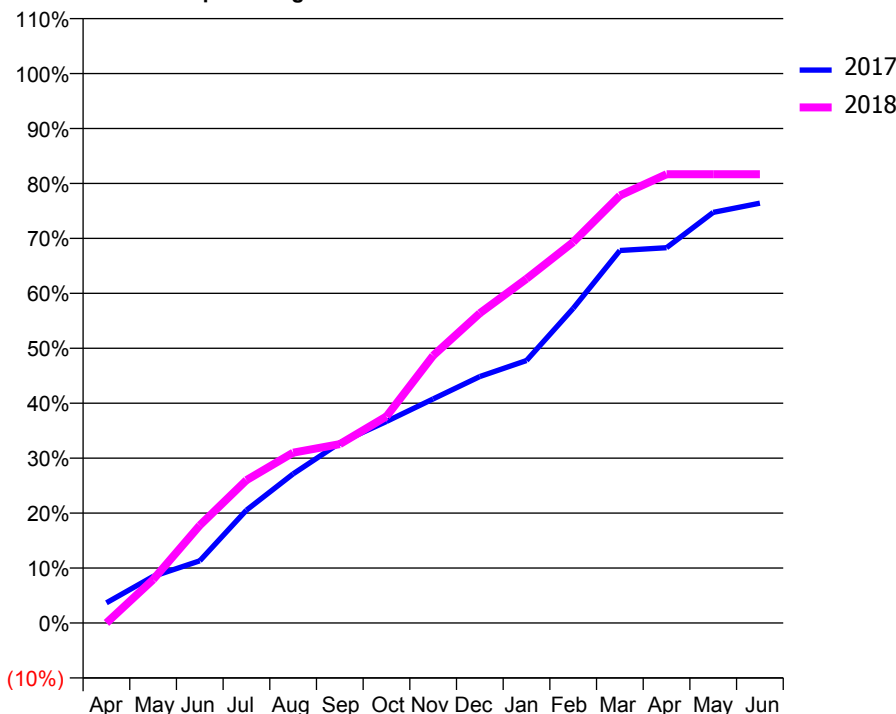
ACCESS*

Patients seen in 24 months	Total	Change since previous quarter
Quarter ending March 2017	9,263	
Quarter ending June 2017	9,360	→
Quarter ending September 2017	9,201	↓
Quarter ending December 2017	9,277	→
Quarter ending March 2018	9,281	→
Variance since March 2017	0.2%	→



ACTIVITY

Cumulative percentage of contracted UDA delivered 2017 & 2018



Adjusted Scheduled Activity (UDA)

Month	2017	2018
April	1,142	0
May	2,630	2,445
June	3,510	5,514
July	6,368	8,058
August	8,413	9,610
September	10,161	10,095
October	11,370	11,655
November	12,643	15,088
December	13,904	17,482
January	14,811	19,417
February	17,749	21,490
March	21,012	24,113
April	21,169	25,320
May	23,168	25,321
June	23,686	25,321

QUALITY

	Quantity	Base Number	Contract	AT	Region	England
% of FP17s for the same patient ID Re-attending within 3 months - Children	137	2,525	5.4%	9.8%	11.5%	11.9%
% of FP17s for the same patient ID Re-attending within 3 months - Adults	1,542	9,715	15.9%	14.4%	15.9%	16.0%
% of FP17s for the same patient ID Re-attending between 3 & 9 months - Children	1,315	2,525	52.1%	61.5%	60.6%	58.3%
% of FP17s for the same patient ID Re-attending between 3 & 9 months - Adults	2,689	9,715	27.7%	52.1%	51.6%	50.3%
% of FP17s for Band 1 Urgent Courses	977	11,501	8.5%	8.3%	9.5%	9.1%
% of FP17s Relating to Free Repair or Replacements	83	11,501	0.7%	0.8%	0.7%	0.8%
% of FP17s Relating to Continuations	446	11,501	3.9%	1.2%	1.0%	1.0%
% of Patients satisfied with the dentistry they have received	18	18	100.0%	91.4%	92.0%	91.5%
% of Patients satisfied with the time they had to wait for an appointment	16	18	88.9%	88.6%	88.1%	87.9%

* This is based on patients treated on this contract for their most recent course of treatment. Figures in italics indicate the base number of FP17s or Patient Questionnaire responses are less than 100. N/A is shown where the base number of responses is less than 10 during the period. % is calculated as Quantity/Base number*100

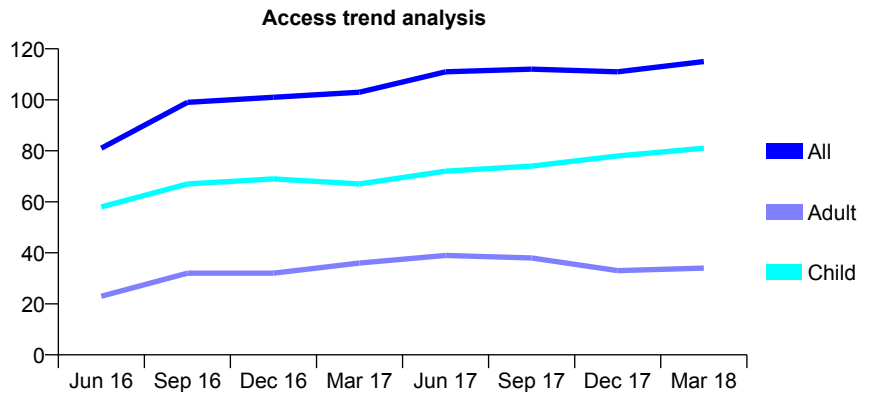
Q65 - Vital Signs At a Glance Contract Report for 114669/0001 - Year end March 2018

Name or company name	MR MI STEWART
Contract type name	GDS Contract
Purpose of contract	General
Contract start date	01/09/2015
Contract end date	

17/18 Contracted general activity (UDA)	200
Carry forward general activity (UDA)	-4
17/18 Contracted orthodontic activity (UOA)	0
Carry forward orthodontic activity (UOA)	0
Baseline contract value	£4,255.36

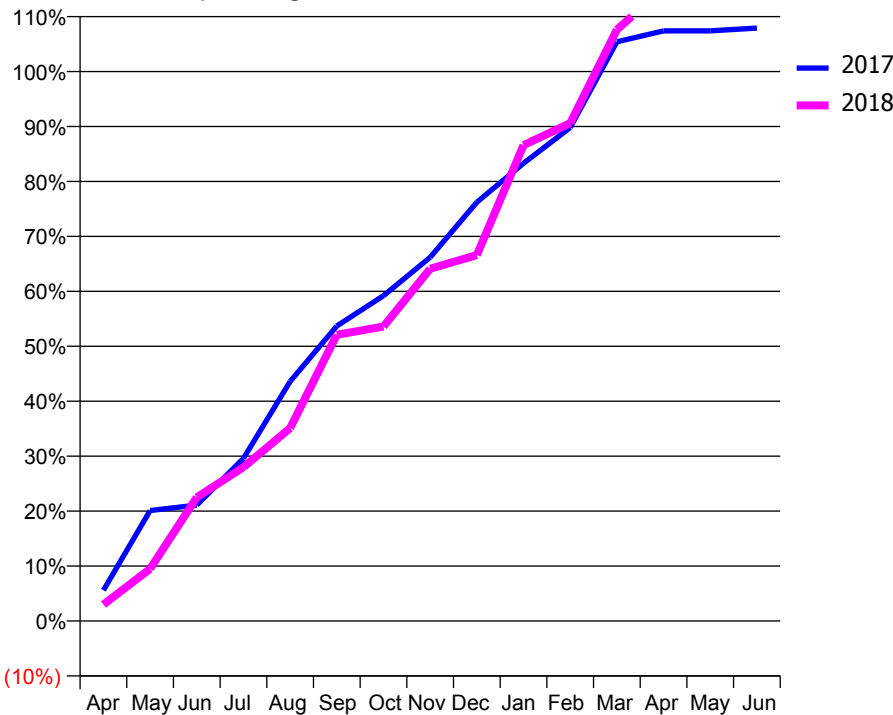
ACCESS*

Patients seen in 24 months	Total	Change since previous quarter
Quarter ending March 2017	103	
Quarter ending June 2017	111	↑
Quarter ending September 2017	112	→
Quarter ending December 2017	111	→
Quarter ending March 2018	115	↑
Variance since March 2017	11.7%	↑



ACTIVITY

Cumulative percentage of contracted UDA delivered 2017 & 2018



Month	Adjusted Scheduled Activity (UDA)	
	2017	2018
April	11	6
May	40	19
June	42	45
July	59	56
August	87	70
September	107	104
October	118	107
November	132	128
December	152	133
January	167	173
February	180	181
March	211	215
April	215	230
May	215	234
June	216	234

QUALITY

	Quantity	Base Number	Contract	AT	Region	England
% of FP17s for the same patient ID Re-attending within 3 months - Children	5	140	3.6%	9.8%	11.5%	11.9%
% of FP17s for the same patient ID Re-attending within 3 months - Adults	1	30	3.3%	14.4%	15.9%	16.0%
% of FP17s for the same patient ID Re-attending between 3 & 9 months - Children	93	140	66.4%	61.5%	60.6%	58.3%
% of FP17s for the same patient ID Re-attending between 3 & 9 months - Adults	19	30	63.3%	52.1%	51.6%	50.3%
% of FP17s for Band 1 Urgent Courses	1	179	0.6%	8.3%	9.5%	9.1%
% of FP17s Relating to Free Repair or Replacements	0	179	0.0%	0.8%	0.7%	0.8%
% of FP17s Relating to Continuations	2	179	1.1%	1.2%	1.0%	1.0%
% of Patients satisfied with the dentistry they have received	0	0	N/A	91.4%	92.0%	91.5%
% of Patients satisfied with the time they had to wait for an appointment	0	0	N/A	88.6%	88.1%	87.9%

* This is based on patients treated on this contract for their most recent course of treatment. Figures in italics indicate the base number of FP17s or Patient Questionnaire responses are less than 100. N/A is shown where the base number of responses is less than 10 during the period. % is calculated as Quantity/Base number*100

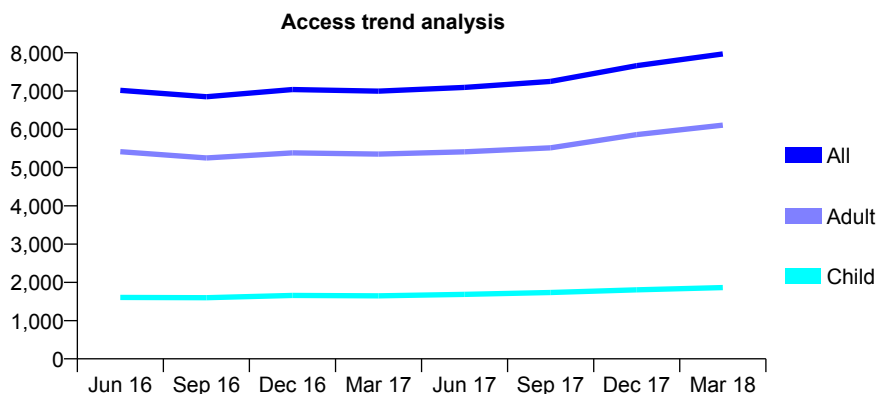
Q65 - Vital Signs At a Glance Contract Report for 115371/0001 - Year end March 2018

Name or company name	Bahram Ltd.
Contract type name	GDS Contract
Purpose of contract	General
Contract start date	01/11/2008
Contract end date	

17/18 Contracted general activity (UDA)	21,238
Carry forward general activity (UDA)	0
17/18 Contracted orthodontic activity (UOA)	0
Carry forward orthodontic activity (UOA)	0
Baseline contract value	£539,265.31

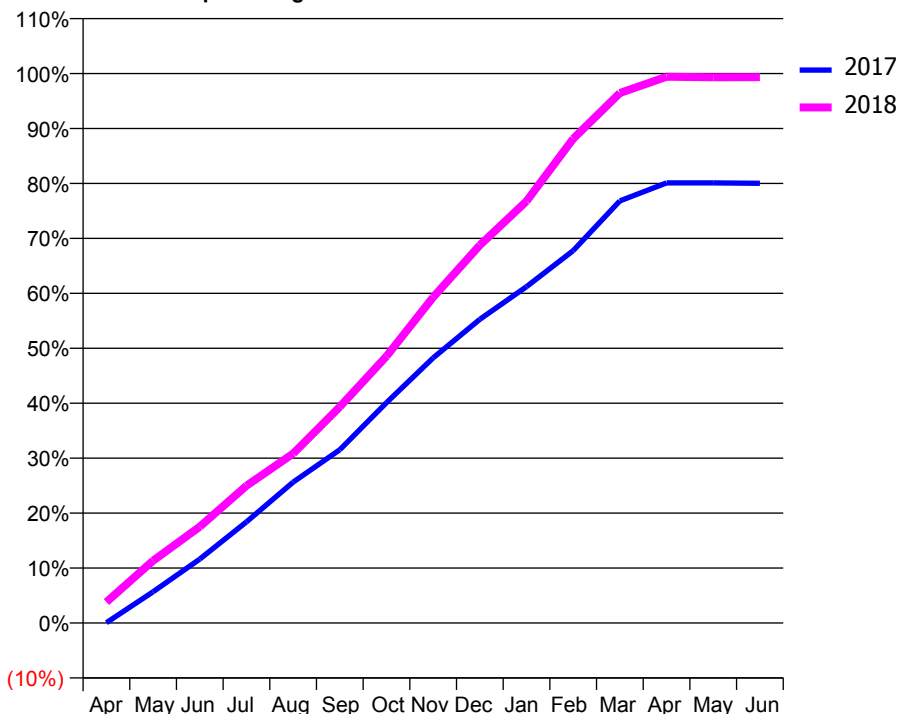
ACCESS*

Patients seen in 24 months	Total	Change since previous quarter
Quarter ending March 2017	6,997	
Quarter ending June 2017	7,096	→
Quarter ending September 2017	7,251	↑
Quarter ending December 2017	7,663	↑
Quarter ending March 2018	7,971	↑
Variance since March 2017	13.9%	↑



ACTIVITY

Cumulative percentage of contracted UDA delivered 2017 & 2018



Month	Adjusted Scheduled Activity (UDA)	
	2017	2018
April	15	812
May	1,211	2,411
June	2,471	3,724
July	3,908	5,305
August	5,443	6,548
September	6,700	8,358
October	8,516	10,311
November	10,248	12,593
December	11,737	14,605
January	12,998	16,304
February	14,392	18,715
March	16,315	20,482
April	17,013	21,115
May	17,009	21,093
June	16,996	21,097

QUALITY

	Quantity	Base Number	Contract	AT	Region	England
% of FP17s for the same patient ID Re-attending within 3 months - Children	228	2,950	7.7%	9.8%	11.5%	11.9%
% of FP17s for the same patient ID Re-attending within 3 months - Adults	1,323	8,725	15.2%	14.4%	15.9%	16.0%
% of FP17s for the same patient ID Re-attending between 3 & 9 months - Children	1,901	2,950	64.4%	61.5%	60.6%	58.3%
% of FP17s for the same patient ID Re-attending between 3 & 9 months - Adults	4,827	8,725	55.3%	52.1%	51.6%	50.3%
% of FP17s for Band 1 Urgent Courses	985	11,084	8.9%	8.3%	9.5%	9.1%
% of FP17s Relating to Free Repair or Replacements	64	11,084	0.6%	0.8%	0.7%	0.8%
% of FP17s Relating to Continuations	103	11,084	0.9%	1.2%	1.0%	1.0%
% of Patients satisfied with the dentistry they have received	14	15	93.3%	91.4%	92.0%	91.5%
% of Patients satisfied with the time they had to wait for an appointment	12	15	80.0%	88.6%	88.1%	87.9%

* This is based on patients treated on this contract for their most recent course of treatment. Figures in italics indicate the base number of FP17s or Patient Questionnaire responses are less than 100. N/A is shown where the base number of responses is less than 10 during the period. % is calculated as Quantity/Base number*100

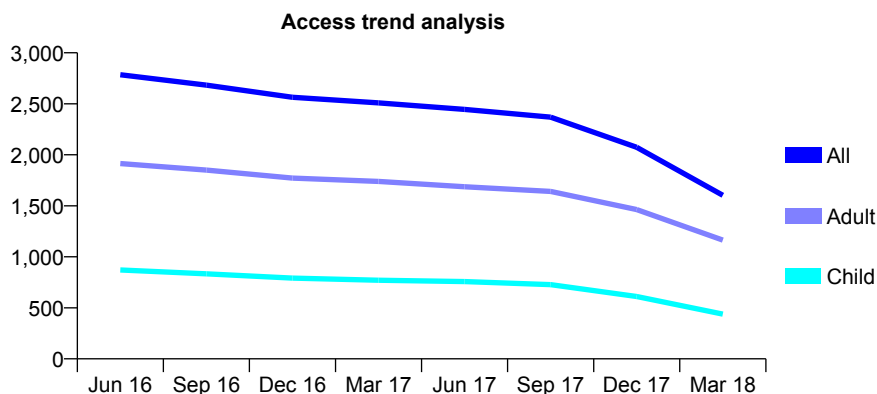
Q65 - Vital Signs At a Glance Contract Report for 115754/0001 - Year end March 2018

Name or company name	Catherine Court Dentistry Limited
Contract type name	GDS Contract
Purpose of contract	General
Contract start date	01/02/2013
Contract end date	30/11/2017

17/18 Contracted general activity (UDA)	6,667
Carry forward general activity (UDA)	0
17/18 Contracted orthodontic activity (UOA)	0
Carry forward orthodontic activity (UOA)	0
Baseline contract value	£158,658.82

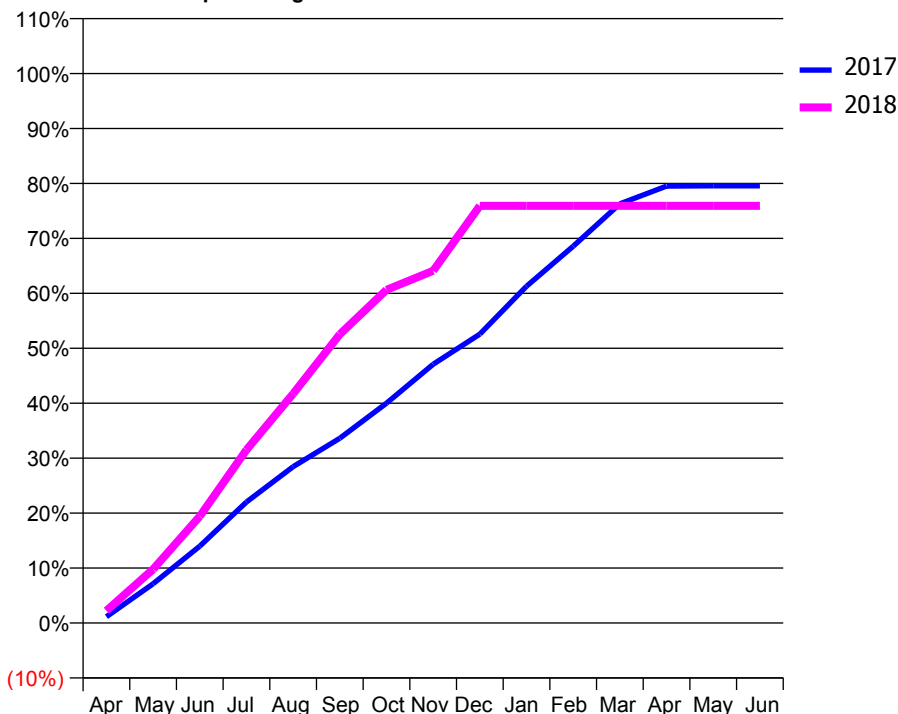
ACCESS*

Patients seen in 24 months	Total	Change since previous quarter
Quarter ending March 2017	2,509	
Quarter ending June 2017	2,445	↓
Quarter ending September 2017	2,369	↓
Quarter ending December 2017	2,074	↓
Quarter ending March 2018	1,603	↓
Variance since March 2017	(36.1%)	↓



ACTIVITY

Cumulative percentage of contracted UDA delivered 2017 & 2018



Month	Adjusted Scheduled Activity (UDA)	
	2017	2018
April	115	150
May	714	652
June	1,399	1,295
July	2,203	2,101
August	2,846	2,782
September	3,363	3,504
October	4,001	4,042
November	4,710	4,273
December	5,257	5,061
January	6,128	5,061
February	6,856	5,061
March	7,629	5,061
April	7,950	5,061
May	7,955	5,061
June	7,955	5,061

QUALITY

	Quantity	Base Number	Contract	AT	Region	England
% of FP17s for the same patient ID Re-attending within 3 months - Children	43	687	6.3%	9.8%	11.5%	11.9%
% of FP17s for the same patient ID Re-attending within 3 months - Adults	199	1,581	12.6%	14.4%	15.9%	16.0%
% of FP17s for the same patient ID Re-attending between 3 & 9 months - Children	456	687	66.4%	61.5%	60.6%	58.3%
% of FP17s for the same patient ID Re-attending between 3 & 9 months - Adults	1,141	1,581	72.2%	52.1%	51.6%	50.3%
% of FP17s for Band 1 Urgent Courses	182	2,124	8.6%	8.3%	9.5%	9.1%
% of FP17s Relating to Free Repair or Replacements	16	2,124	0.8%	0.8%	0.7%	0.8%
% of FP17s Relating to Continuations	1	2,124	0.0%	1.2%	1.0%	1.0%
% of Patients satisfied with the dentistry they have received	4	4	N/A	91.4%	92.0%	91.5%
% of Patients satisfied with the time they had to wait for an appointment	4	4	N/A	88.6%	88.1%	87.9%

* This is based on patients treated on this contract for their most recent course of treatment. Figures in italics indicate the base number of FP17s or Patient Questionnaire responses are less than 100. N/A is shown where the base number of responses is less than 10 during the period. % is calculated as Quantity/Base number*100

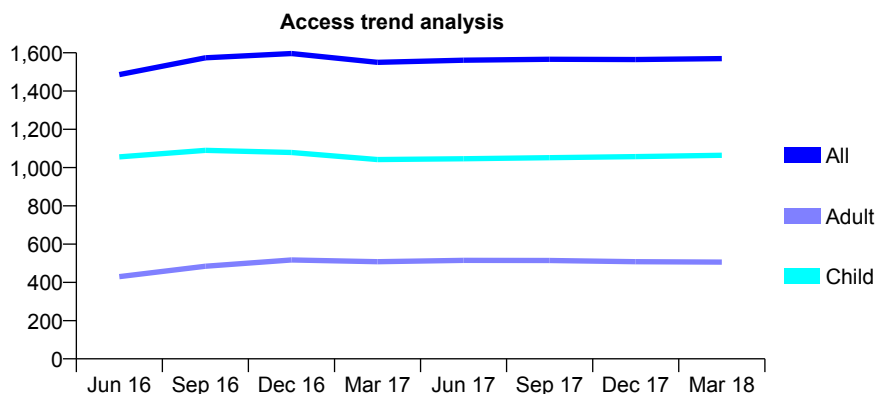
Q65 - Vital Signs At a Glance Contract Report for 115827/0001 - Year end March 2018

Name or company name	College Street Dental Practice
Contract type name	GDS Contract
Purpose of contract	General
Contract start date	28/07/2014
Contract end date	

17/18 Contracted general activity (UDA)	4,000
Carry forward general activity (UDA)	5
17/18 Contracted orthodontic activity (UOA)	0
Carry forward orthodontic activity (UOA)	0
Baseline contract value	£98,970.03

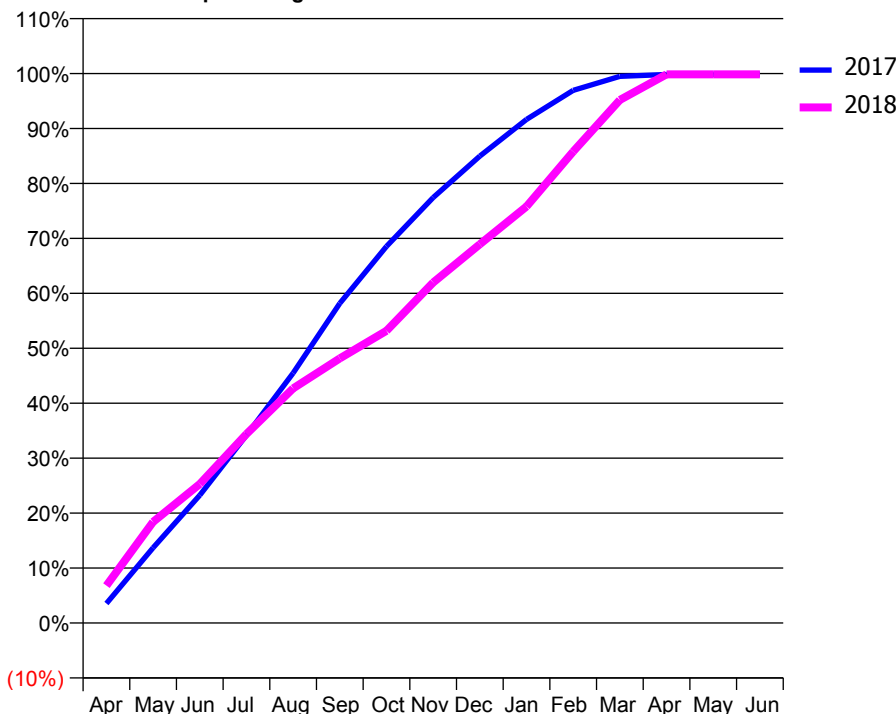
ACCESS*

Patients seen in 24 months	Total	Change since previous quarter
Quarter ending March 2017	1,550	
Quarter ending June 2017	1,561	→
Quarter ending September 2017	1,566	→
Quarter ending December 2017	1,565	→
Quarter ending March 2018	1,570	→
Variance since March 2017	1.3%	→



ACTIVITY

Cumulative percentage of contracted UDA delivered 2017 & 2018



Month	Adjusted Scheduled Activity (UDA)	
	2017	2018
April	142	272
May	548	737
June	931	1,012
July	1,367	1,376
August	1,820	1,708
September	2,327	1,926
October	2,741	2,127
November	3,097	2,479
December	3,399	2,757
January	3,666	3,032
February	3,878	3,432
March	3,979	3,807
April	3,992	3,994
May	3,993	3,994
June	3,995	3,994

QUALITY

	Quantity	Base Number	Contract	AT	Region	England
% of FP17s for the same patient ID Re-attending within 3 months - Children	157	1,914	8.2%	9.8%	11.5%	11.9%
% of FP17s for the same patient ID Re-attending within 3 months - Adults	103	580	17.8%	14.4%	15.9%	16.0%
% of FP17s for the same patient ID Re-attending between 3 & 9 months - Children	1,391	1,914	72.7%	61.5%	60.6%	58.3%
% of FP17s for the same patient ID Re-attending between 3 & 9 months - Adults	362	580	62.4%	52.1%	51.6%	50.3%
% of FP17s for Band 1 Urgent Courses	183	2,579	7.1%	8.3%	9.5%	9.1%
% of FP17s Relating to Free Repair or Replacements	2	2,579	0.1%	0.8%	0.7%	0.8%
% of FP17s Relating to Continuations	2	2,579	0.1%	1.2%	1.0%	1.0%
% of Patients satisfied with the dentistry they have received	2	2	N/A	91.4%	92.0%	91.5%
% of Patients satisfied with the time they had to wait for an appointment	2	2	N/A	88.6%	88.1%	87.9%

* This is based on patients treated on this contract for their most recent course of treatment. Figures in italics indicate the base number of FP17s or Patient Questionnaire responses are less than 100. N/A is shown where the base number of responses is less than 10 during the period. % is calculated as Quantity/Base number*100

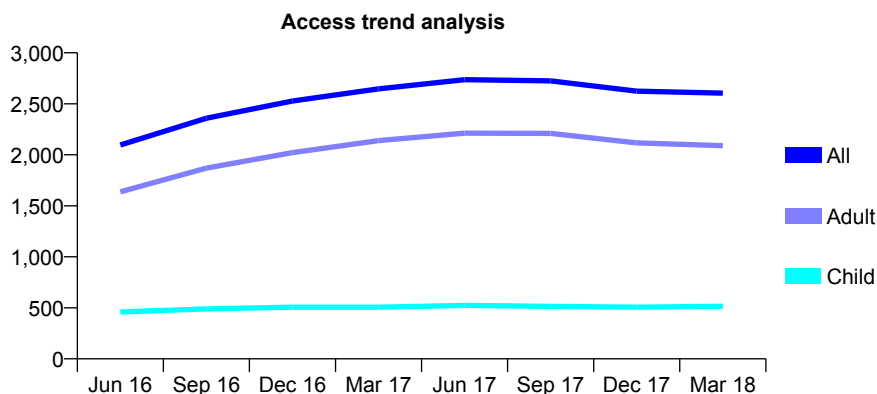
Q65 - Vital Signs At a Glance Contract Report for 116424/0001 - Year end March 2018

Name or company name	White Dental Partnership
Contract type name	GDS Contract
Purpose of contract	General
Contract start date	01/09/2015
Contract end date	

17/18 Contracted general activity (UDA)	7,059
Carry forward general activity (UDA)	70
17/18 Contracted orthodontic activity (UOA)	0
Carry forward orthodontic activity (UOA)	0
Baseline contract value	£152,912.66

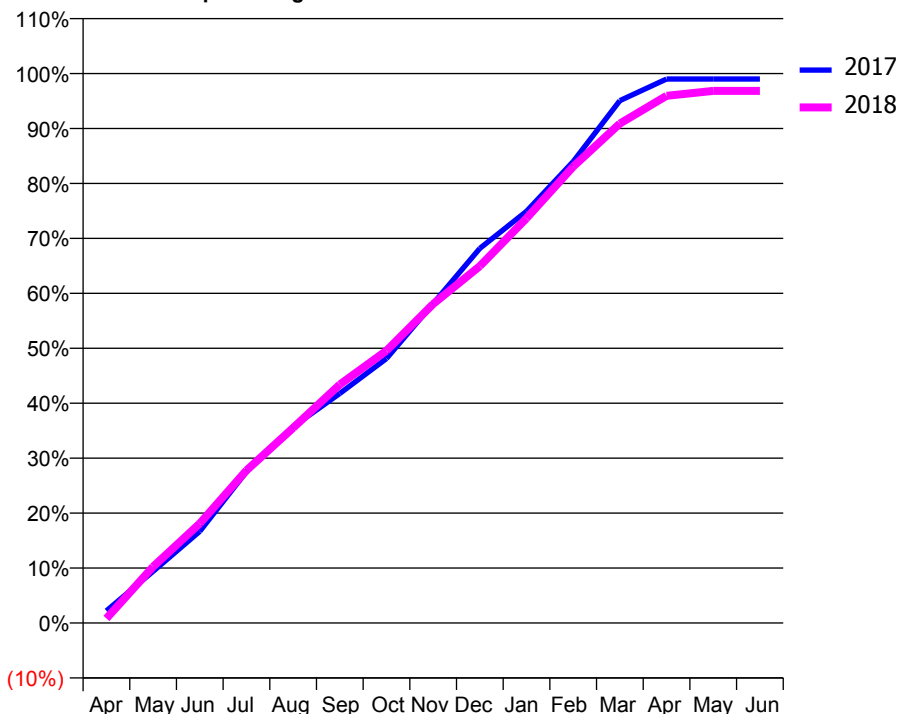
ACCESS*

Patients seen in 24 months	Total	Change since previous quarter
Quarter ending March 2017	2,646	
Quarter ending June 2017	2,737	↑
Quarter ending September 2017	2,725	→
Quarter ending December 2017	2,624	↓
Quarter ending March 2018	2,605	→
Variance since March 2017	(1.5%)	↓



ACTIVITY

Cumulative percentage of contracted UDA delivered 2017 & 2018



Month	Adjusted Scheduled Activity (UDA)	
	2017	2018
April	157	59
May	664	724
June	1,178	1,278
July	1,944	1,961
August	2,522	2,507
September	2,949	3,064
October	3,397	3,498
November	4,104	4,098
December	4,813	4,584
January	5,289	5,200
February	5,928	5,863
March	6,711	6,416
April	6,988	6,773
May	6,988	6,836
June	6,989	6,836

QUALITY

	Quantity	Base Number	Contract	AT	Region	England
% of FP17s for the same patient ID Re-attending within 3 months - Children	56	833	6.7%	9.8%	11.5%	11.9%
% of FP17s for the same patient ID Re-attending within 3 months - Adults	279	2,510	11.1%	14.4%	15.9%	16.0%
% of FP17s for the same patient ID Re-attending between 3 & 9 months - Children	551	833	66.1%	61.5%	60.6%	58.3%
% of FP17s for the same patient ID Re-attending between 3 & 9 months - Adults	1,211	2,510	48.2%	52.1%	51.6%	50.3%
% of FP17s for Band 1 Urgent Courses	235	3,425	6.9%	8.3%	9.5%	9.1%
% of FP17s Relating to Free Repair or Replacements	16	3,425	0.5%	0.8%	0.7%	0.8%
% of FP17s Relating to Continuations	19	3,425	0.6%	1.2%	1.0%	1.0%
% of Patients satisfied with the dentistry they have received	3	3	N/A	91.4%	92.0%	91.5%
% of Patients satisfied with the time they had to wait for an appointment	3	3	N/A	88.6%	88.1%	87.9%

* This is based on patients treated on this contract for their most recent course of treatment. Figures in italics indicate the base number of FP17s or Patient Questionnaire responses are less than 100. N/A is shown where the base number of responses is less than 10 during the period. % is calculated as Quantity/Base number*100

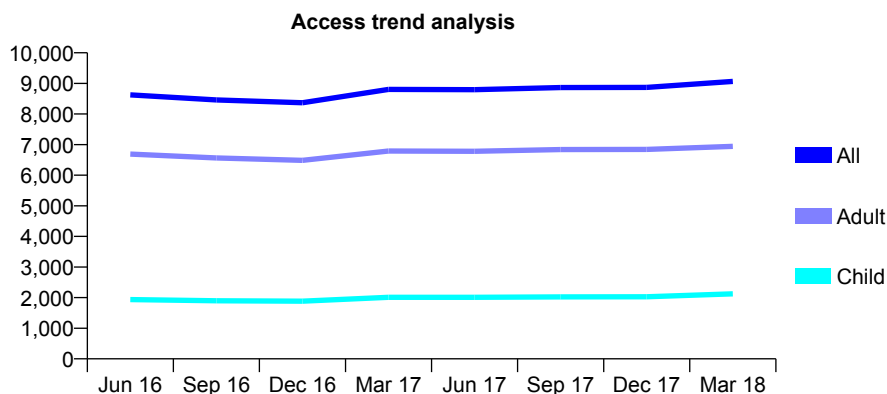
Q65 - Vital Signs At a Glance Contract Report for 118583/0001 - Year end March 2018

Name or company name	Execudent Ltd
Contract type name	GDS Contract
Purpose of contract	General
Contract start date	01/10/2012
Contract end date	

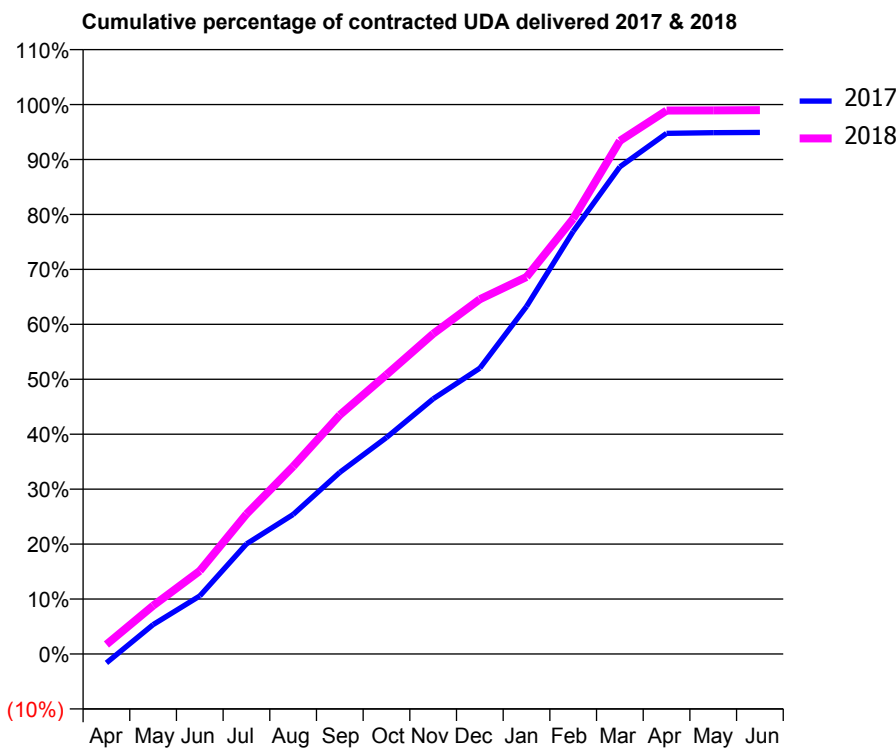
17/18 Contracted general activity (UDA)	27,280
Carry forward general activity (UDA)	0
17/18 Contracted orthodontic activity (UOA)	0
Carry forward orthodontic activity (UOA)	0
Baseline contract value	£727,560.31

ACCESS*

Patients seen in 24 months	Total	Change since previous quarter
Quarter ending March 2017	8,803	
Quarter ending June 2017	8,797	→
Quarter ending September 2017	8,863	→
Quarter ending December 2017	8,869	→
Quarter ending March 2018	9,067	↑
Variance since March 2017	3.0%	↑



ACTIVITY



Month	Adjusted Scheduled Activity (UDA)	
	2017	2018
April	-446	475
May	1,457	2,397
June	2,881	4,127
July	5,466	6,946
August	6,929	9,314
September	9,018	11,869
October	10,750	13,862
November	12,667	15,895
December	14,190	17,613
January	17,255	18,721
February	20,984	21,610
March	24,183	25,480
April	25,847	26,979
May	25,880	26,984
June	25,892	26,998

QUALITY

	Quantity	Base Number	Contract	AT	Region	England
% of FP17s for the same patient ID Re-attending within 3 months - Children	280	3,379	8.3%	9.8%	11.5%	11.9%
% of FP17s for the same patient ID Re-attending within 3 months - Adults	1,428	10,439	13.7%	14.4%	15.9%	16.0%
% of FP17s for the same patient ID Re-attending between 3 & 9 months - Children	2,167	3,379	64.1%	61.5%	60.6%	58.3%
% of FP17s for the same patient ID Re-attending between 3 & 9 months - Adults	6,421	10,439	61.5%	52.1%	51.6%	50.3%
% of FP17s for Band 1 Urgent Courses	824	13,787	6.0%	8.3%	9.5%	9.1%
% of FP17s Relating to Free Repair or Replacements	130	13,787	0.9%	0.8%	0.7%	0.8%
% of FP17s Relating to Continuations	139	13,787	1.0%	1.2%	1.0%	1.0%
% of Patients satisfied with the dentistry they have received	8	9	N/A	91.4%	92.0%	91.5%
% of Patients satisfied with the time they had to wait for an appointment	9	9	N/A	88.6%	88.1%	87.9%

* This is based on patients treated on this contract for their most recent course of treatment. Figures in italics indicate the base number of FP17s or Patient Questionnaire responses are less than 100. N/A is shown where the base number of responses is less than 10 during the period. % is calculated as Quantity/Base number*100

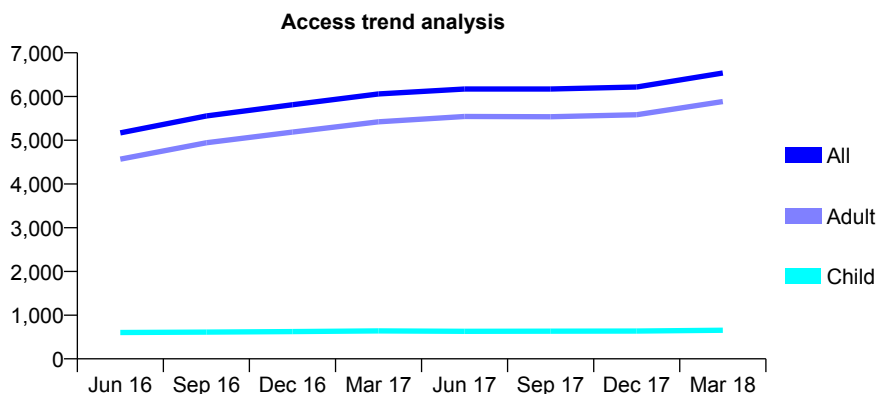
Q65 - Vital Signs At a Glance Contract Report for 118583/0002 - Year end March 2018

Name or company name	Execudent Ltd
Contract type name	GDS Contract
Purpose of contract	General
Contract start date	01/10/2012
Contract end date	

17/18 Contracted general activity (UDA)	14,299
Carry forward general activity (UDA)	140
17/18 Contracted orthodontic activity (UOA)	0
Carry forward orthodontic activity (UOA)	0
Baseline contract value	£317,753.51

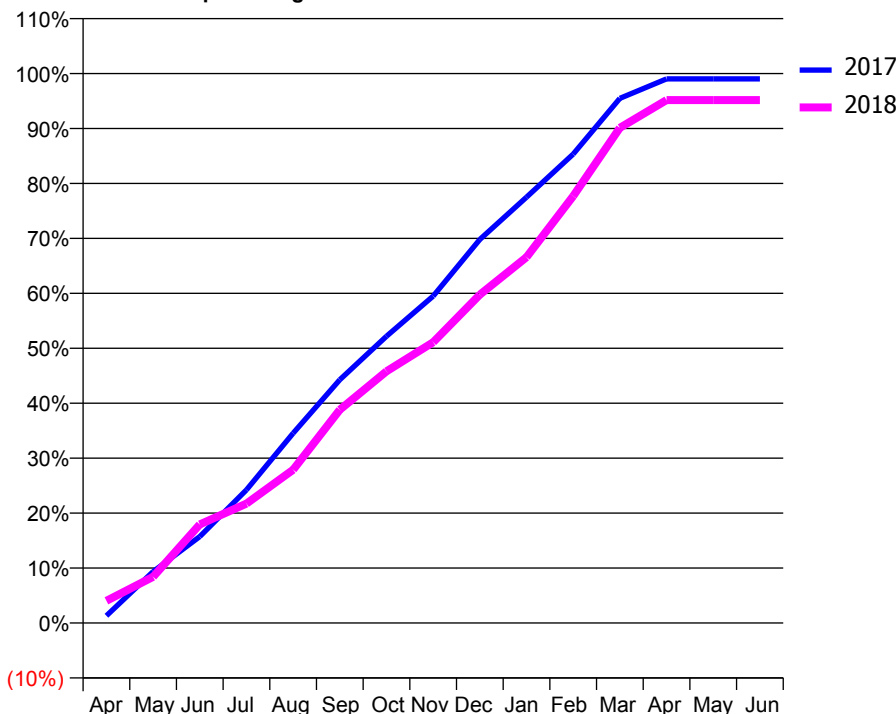
ACCESS*

Patients seen in 24 months	Total	Change since previous quarter
Quarter ending March 2017	6,059	
Quarter ending June 2017	6,173	→
Quarter ending September 2017	6,171	→
Quarter ending December 2017	6,219	→
Quarter ending March 2018	6,539	↑
Variance since March 2017	7.9%	↑



ACTIVITY

Cumulative percentage of contracted UDA delivered 2017 & 2018



Month	Adjusted Scheduled Activity (UDA)	
	2017	2018
April	189	579
May	1,336	1,201
June	2,249	2,567
July	3,466	3,106
August	4,940	3,988
September	6,332	5,550
October	7,463	6,549
November	8,506	7,306
December	9,981	8,545
January	11,082	9,521
February	12,203	11,108
March	13,653	12,886
April	14,159	13,606
May	14,159	13,606
June	14,159	13,606

QUALITY

	Quantity	Base Number	Contract	AT	Region	England
% of FP17s for the same patient ID Re-attending within 3 months - Children	74	884	8.4%	9.8%	11.5%	11.9%
% of FP17s for the same patient ID Re-attending within 3 months - Adults	697	6,595	10.6%	14.4%	15.9%	16.0%
% of FP17s for the same patient ID Re-attending between 3 & 9 months - Children	505	884	57.1%	61.5%	60.6%	58.3%
% of FP17s for the same patient ID Re-attending between 3 & 9 months - Adults	3,059	6,595	46.4%	52.1%	51.6%	50.3%
% of FP17s for Band 1 Urgent Courses	580	7,615	7.6%	8.3%	9.5%	9.1%
% of FP17s Relating to Free Repair or Replacements	76	7,615	1.0%	0.8%	0.7%	0.8%
% of FP17s Relating to Continuations	50	7,615	0.7%	1.2%	1.0%	1.0%
% of Patients satisfied with the dentistry they have received	4	4	N/A	91.4%	92.0%	91.5%
% of Patients satisfied with the time they had to wait for an appointment	4	4	N/A	88.6%	88.1%	87.9%

* This is based on patients treated on this contract for their most recent course of treatment. Figures in italics indicate the base number of FP17s or Patient Questionnaire responses are less than 100. N/A is shown where the base number of responses is less than 10 during the period. % is calculated as Quantity/Base number*100

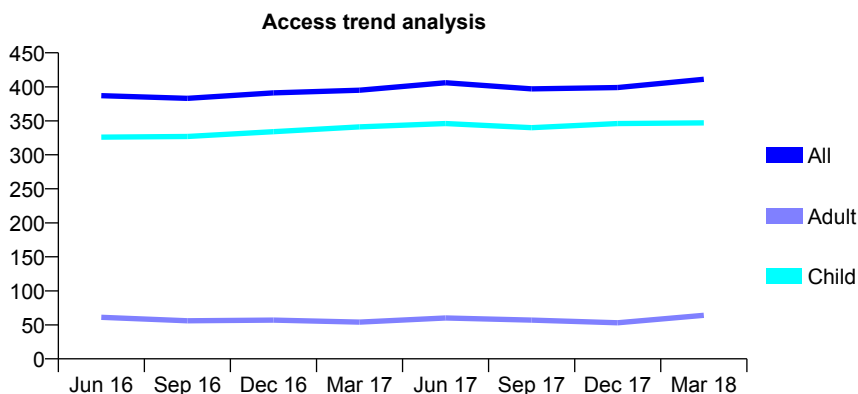
Q65 - Vital Signs At a Glance Contract Report for 118613/0001 - Year end March 2018

Name or company name	The Bruton Dental Practice Limited
Contract type name	GDS Contract
Purpose of contract	General
Contract start date	01/12/2009
Contract end date	

17/18 Contracted general activity (UDA)	874
Carry forward general activity (UDA)	0
17/18 Contracted orthodontic activity (UOA)	0
Carry forward orthodontic activity (UOA)	0
Baseline contract value	£18,752.96

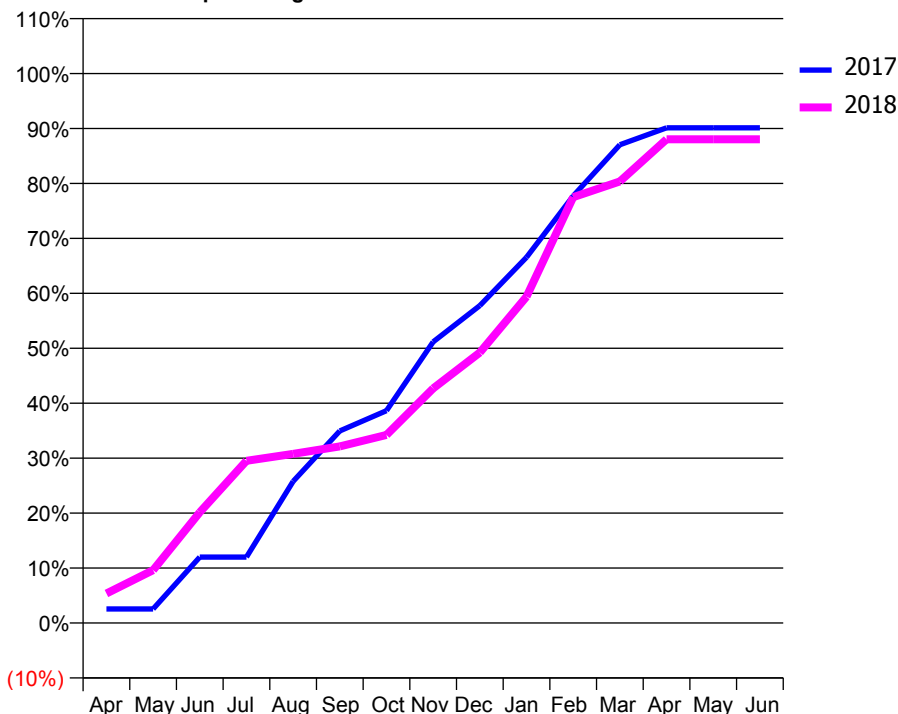
ACCESS*

Patients seen in 24 months	Total	Change since previous quarter
Quarter ending March 2017	395	
Quarter ending June 2017	406	↑
Quarter ending September 2017	397	↓
Quarter ending December 2017	399	→
Quarter ending March 2018	411	↑
Variance since March 2017	4.1%	↑



ACTIVITY

Cumulative percentage of contracted UDA delivered 2017 & 2018



Month	Adjusted Scheduled Activity (UDA)	
	2017	2018
April	22	47
May	22	84
June	105	176
July	105	258
August	225	269
September	306	281
October	338	299
November	447	373
December	505	430
January	582	519
February	679	677
March	761	702
April	788	769
May	788	769
June	788	769

QUALITY

	Quantity	Base Number	Contract	AT	Region	England
% of FP17s for the same patient ID Re-attending within 3 months - Children	27	547	4.9%	9.8%	11.5%	11.9%
% of FP17s for the same patient ID Re-attending within 3 months - Adults	4	42	9.5%	14.4%	15.9%	16.0%
% of FP17s for the same patient ID Re-attending between 3 & 9 months - Children	340	547	62.2%	61.5%	60.6%	58.3%
% of FP17s for the same patient ID Re-attending between 3 & 9 months - Adults	18	42	42.9%	52.1%	51.6%	50.3%
% of FP17s for Band 1 Urgent Courses	22	607	3.6%	8.3%	9.5%	9.1%
% of FP17s Relating to Free Repair or Replacements	0	607	0.0%	0.8%	0.7%	0.8%
% of FP17s Relating to Continuations	0	607	0.0%	1.2%	1.0%	1.0%
% of Patients satisfied with the dentistry they have received	1	1	N/A	91.4%	92.0%	91.5%
% of Patients satisfied with the time they had to wait for an appointment	1	1	N/A	88.6%	88.1%	87.9%

* This is based on patients treated on this contract for their most recent course of treatment. Figures in italics indicate the base number of FP17s or Patient Questionnaire responses are less than 100. N/A is shown where the base number of responses is less than 10 during the period. % is calculated as Quantity/Base number*100

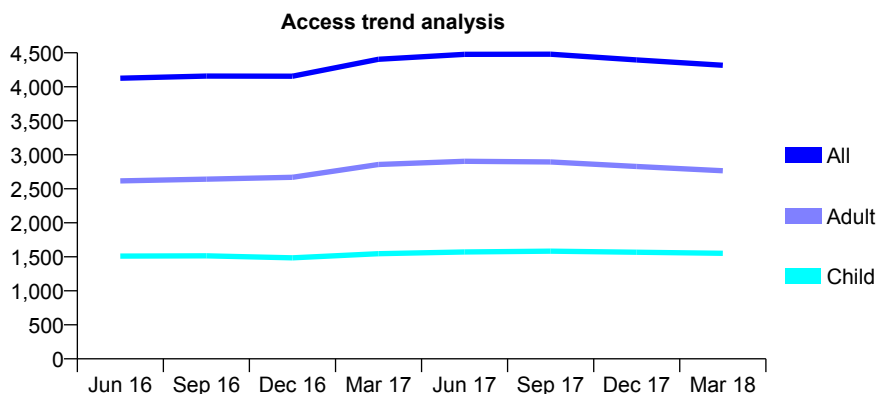
Q65 - Vital Signs At a Glance Contract Report for 119466/0001 - Year end March 2018

Name or company name	Davidson, Smith and Associates
Contract type name	GDS Contract
Purpose of contract	General
Contract start date	01/04/2011
Contract end date	

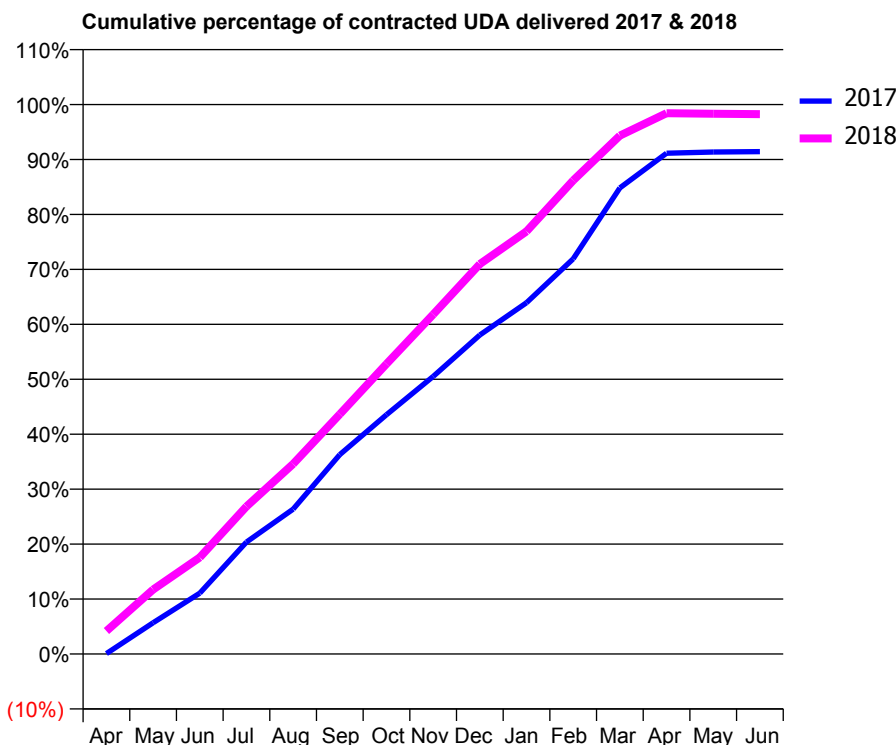
17/18 Contracted general activity (UDA)	12,029
Carry forward general activity (UDA)	0
17/18 Contracted orthodontic activity (UOA)	0
Carry forward orthodontic activity (UOA)	0
Baseline contract value	£305,851.91

ACCESS*

Patients seen in 24 months	Total	Change since previous quarter
Quarter ending March 2017	4,405	
Quarter ending June 2017	4,477	→
Quarter ending September 2017	4,479	→
Quarter ending December 2017	4,395	↓
Quarter ending March 2018	4,317	↓
Variance since March 2017	(2.0%)	↓



ACTIVITY



Month	Adjusted Scheduled Activity (UDA)	
	2017	2018
April	9	504
May	685	1,411
June	1,333	2,115
July	2,451	3,231
August	3,172	4,161
September	4,365	5,249
October	5,240	6,350
November	6,077	7,434
December	6,984	8,538
January	7,689	9,252
February	8,651	10,368
March	10,203	11,348
April	10,963	11,839
May	10,989	11,827
June	10,997	11,817

QUALITY

	Quantity	Base Number	Contract	AT	Region	England
% of FP17s for the same patient ID Re-attending within 3 months - Children	305	2,638	11.6%	9.8%	11.5%	11.9%
% of FP17s for the same patient ID Re-attending within 3 months - Adults	609	4,077	14.9%	14.4%	15.9%	16.0%
% of FP17s for the same patient ID Re-attending between 3 & 9 months - Children	1,709	2,638	64.8%	61.5%	60.6%	58.3%
% of FP17s for the same patient ID Re-attending between 3 & 9 months - Adults	2,613	4,077	64.1%	52.1%	51.6%	50.3%
% of FP17s for Band 1 Urgent Courses	394	6,246	6.3%	8.3%	9.5%	9.1%
% of FP17s Relating to Free Repair or Replacements	38	6,246	0.6%	0.8%	0.7%	0.8%
% of FP17s Relating to Continuations	13	6,246	0.2%	1.2%	1.0%	1.0%
% of Patients satisfied with the dentistry they have received	26	28	92.9%	91.4%	92.0%	91.5%
% of Patients satisfied with the time they had to wait for an appointment	24	28	85.7%	88.6%	88.1%	87.9%

* This is based on patients treated on this contract for their most recent course of treatment. Figures in italics indicate the base number of FP17s or Patient Questionnaire responses are less than 100. N/A is shown where the base number of responses is less than 10 during the period. % is calculated as Quantity/Base number*100

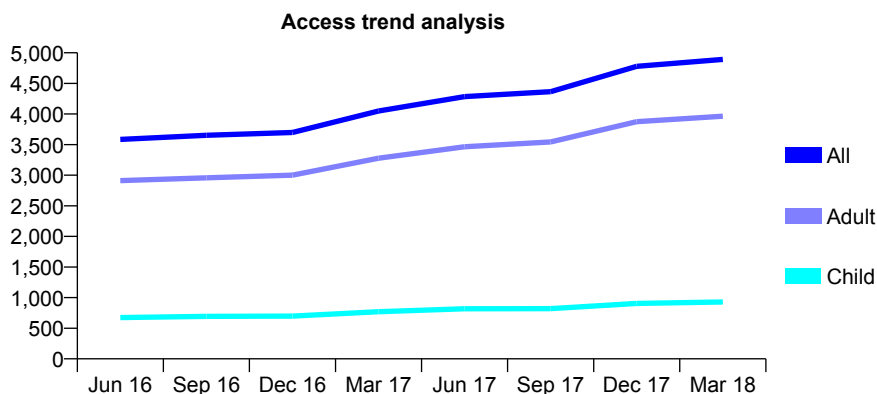
Q65 - Vital Signs At a Glance Contract Report for 121193/0001 - Year end March 2018

Name or company name	Easton Dental Practice
Contract type name	GDS Contract
Purpose of contract	General
Contract start date	26/11/2009
Contract end date	

17/18 Contracted general activity (UDA)	19,012
Carry forward general activity (UDA)	-2
17/18 Contracted orthodontic activity (UOA)	0
Carry forward orthodontic activity (UOA)	0
Baseline contract value	£451,368.95

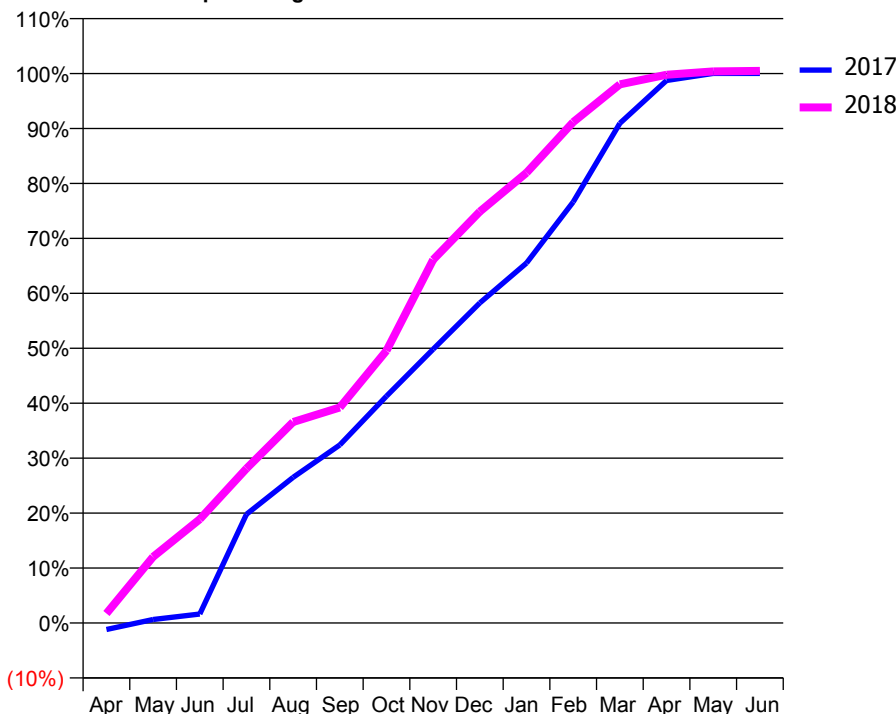
ACCESS*

Patients seen in 24 months	Total	Change since previous quarter
Quarter ending March 2017	4,048	
Quarter ending June 2017	4,284	↑
Quarter ending September 2017	4,364	→
Quarter ending December 2017	4,779	↑
Quarter ending March 2018	4,893	↑
Variance since March 2017	20.9%	↑



ACTIVITY

Cumulative percentage of contracted UDA delivered 2017 & 2018



Month	Adjusted Scheduled Activity (UDA)	
	2017	2018
April	-182	331
May	98	2,291
June	247	3,591
July	2,972	5,344
August	3,980	6,956
September	4,865	7,459
October	6,199	9,424
November	7,479	12,568
December	8,744	14,234
January	9,835	15,576
February	11,503	17,329
March	13,653	18,635
April	14,820	18,968
May	15,014	19,085
June	15,014	19,103

QUALITY

	Quantity	Base Number	Contract	AT	Region	England
% of FP17s for the same patient ID Re-attending within 3 months - Children	156	1,316	11.9%	9.8%	11.5%	11.9%
% of FP17s for the same patient ID Re-attending within 3 months - Adults	947	5,300	17.9%	14.4%	15.9%	16.0%
% of FP17s for the same patient ID Re-attending between 3 & 9 months - Children	584	1,316	44.4%	61.5%	60.6%	58.3%
% of FP17s for the same patient ID Re-attending between 3 & 9 months - Adults	2,081	5,300	39.3%	52.1%	51.6%	50.3%
% of FP17s for Band 1 Urgent Courses	1,096	6,548	16.7%	8.3%	9.5%	9.1%
% of FP17s Relating to Free Repair or Replacements	27	6,548	0.4%	0.8%	0.7%	0.8%
% of FP17s Relating to Continuations	43	6,548	0.7%	1.2%	1.0%	1.0%
% of Patients satisfied with the dentistry they have received	13	18	72.2%	91.4%	92.0%	91.5%
% of Patients satisfied with the time they had to wait for an appointment	12	18	66.7%	88.6%	88.1%	87.9%

* This is based on patients treated on this contract for their most recent course of treatment. Figures in italics indicate the base number of FP17s or Patient Questionnaire responses are less than 100. N/A is shown where the base number of responses is less than 10 during the period. % is calculated as Quantity/Base number*100

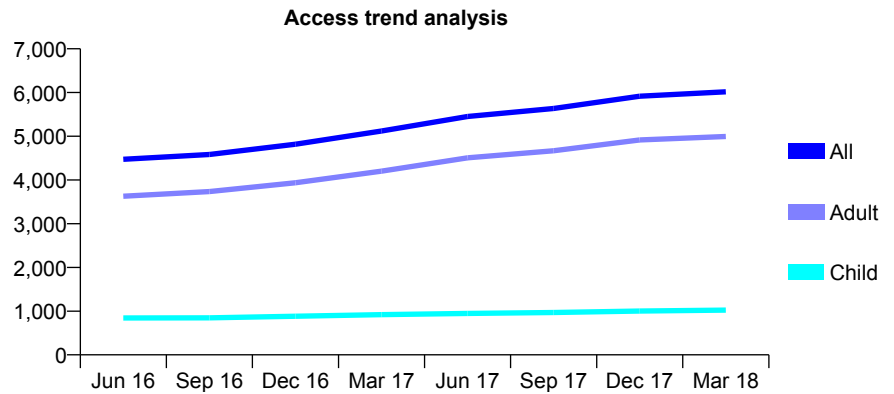
Q65 - Vital Signs At a Glance Contract Report for 121193/0002 - Year end March 2018

Name or company name	Omega Dental
Contract type name	GDS Contract
Purpose of contract	General
Contract start date	01/04/2011
Contract end date	

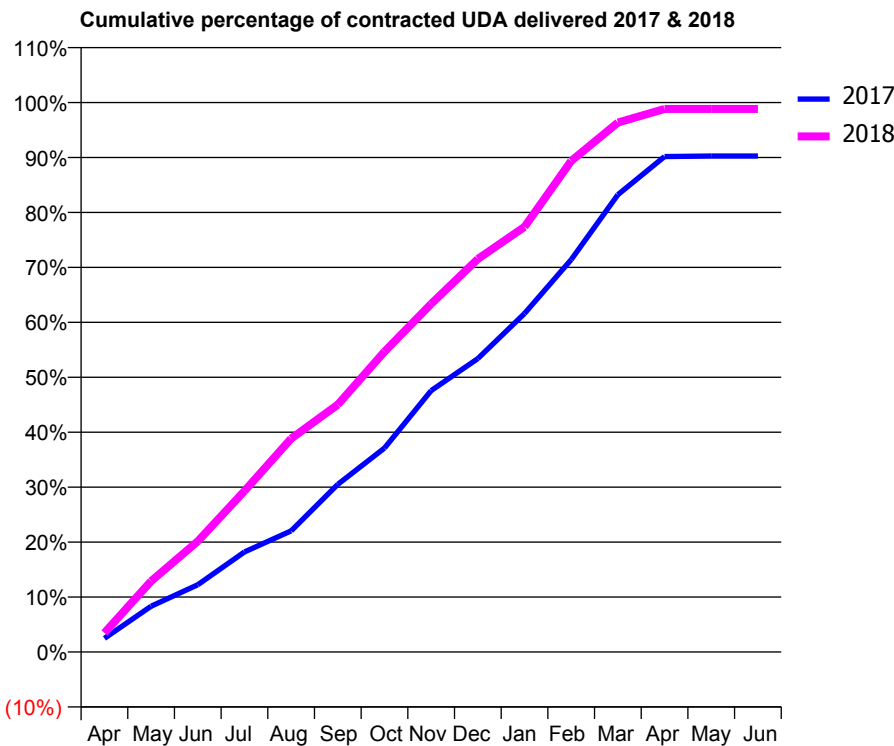
17/18 Contracted general activity (UDA)	14,903
Carry forward general activity (UDA)	0
17/18 Contracted orthodontic activity (UOA)	0
Carry forward orthodontic activity (UOA)	0
Baseline contract value	£359,359.06

ACCESS*

Patients seen in 24 months	Total	Change since previous quarter
Quarter ending March 2017	5,121	
Quarter ending June 2017	5,452	↑
Quarter ending September 2017	5,636	↑
Quarter ending December 2017	5,916	↑
Quarter ending March 2018	6,016	→
Variance since March 2017	17.5%	↑



ACTIVITY



Month	Adjusted Scheduled Activity (UDA)	
	2017	2018
April	369	521
May	1,242	1,921
June	1,825	3,003
July	2,713	4,369
August	3,287	5,788
September	4,549	6,710
October	5,531	8,148
November	7,089	9,442
December	7,957	10,661
January	9,180	11,533
February	10,641	13,317
March	12,402	14,360
April	13,437	14,729
May	13,451	14,729
June	13,451	14,729

QUALITY

	Quantity	Base Number	Contract	AT	Region	England
% of FP17s for the same patient ID Re-attending within 3 months - Children	87	1,269	6.9%	9.8%	11.5%	11.9%
% of FP17s for the same patient ID Re-attending within 3 months - Adults	497	5,673	8.8%	14.4%	15.9%	16.0%
% of FP17s for the same patient ID Re-attending between 3 & 9 months - Children	617	1,269	48.6%	61.5%	60.6%	58.3%
% of FP17s for the same patient ID Re-attending between 3 & 9 months - Adults	2,558	5,673	45.1%	52.1%	51.6%	50.3%
% of FP17s for Band 1 Urgent Courses	569	6,728	8.5%	8.3%	9.5%	9.1%
% of FP17s Relating to Free Repair or Replacements	43	6,728	0.6%	0.8%	0.7%	0.8%
% of FP17s Relating to Continuations	30	6,728	0.4%	1.2%	1.0%	1.0%
% of Patients satisfied with the dentistry they have received	9	9	N/A	91.4%	92.0%	91.5%
% of Patients satisfied with the time they had to wait for an appointment	7	9	N/A	88.6%	88.1%	87.9%

* This is based on patients treated on this contract for their most recent course of treatment. Figures in italics indicate the base number of FP17s or Patient Questionnaire responses are less than 100. N/A is shown where the base number of responses is less than 10 during the period. % is calculated as Quantity/Base number*100

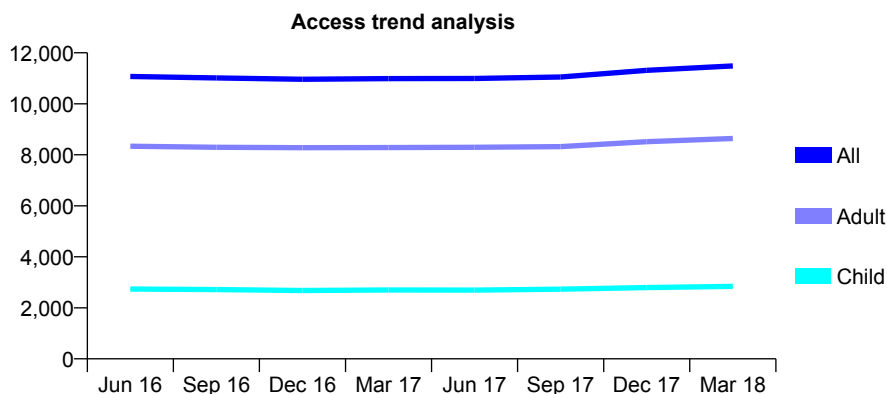
Q65 - Vital Signs At a Glance Contract Report for 122165/0001 - Year end March 2018

Name or company name	Passage House Dental Care
Contract type name	GDS Contract
Purpose of contract	General and Orthodontic
Contract start date	01/10/2008
Contract end date	

17/18 Contracted general activity (UDA)	29,967
Carry forward general activity (UDA)	0
17/18 Contracted orthodontic activity (UOA)	784
Carry forward orthodontic activity (UOA)	0
Baseline contract value	£798,559.00

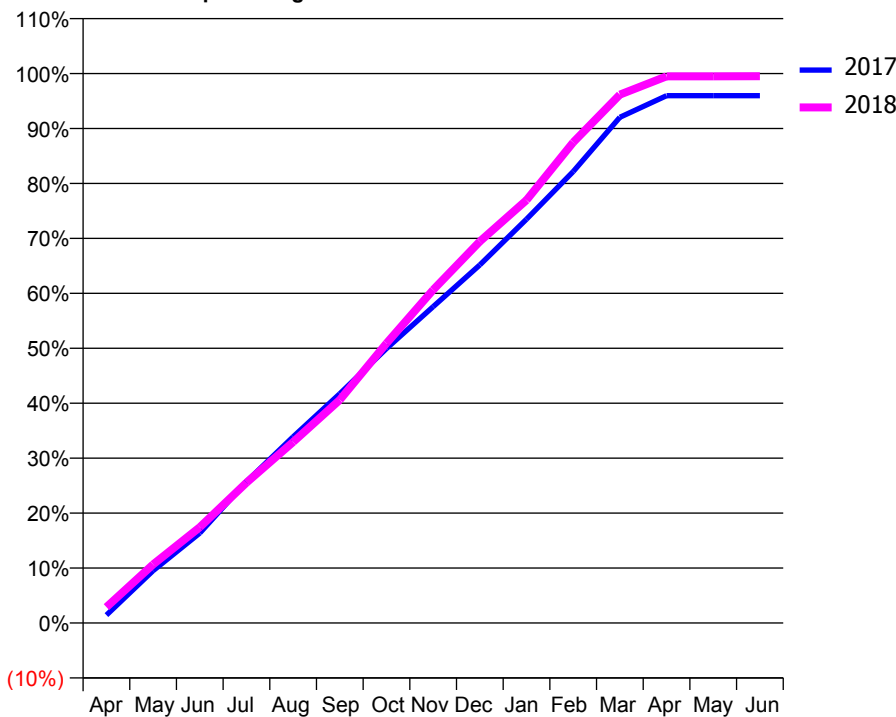
ACCESS*

Patients seen in 24 months	Total	Change since previous quarter
Quarter ending March 2017	10,988	
Quarter ending June 2017	10,995	→
Quarter ending September 2017	11,052	→
Quarter ending December 2017	11,312	↑
Quarter ending March 2018	11,487	→
Variance since March 2017	4.5%	↑



ACTIVITY

Cumulative percentage of contracted UDA delivered 2017 & 2018



Month	Adjusted Scheduled Activity (UDA)	
	2017	2018
April	415	870
May	2,739	3,193
June	4,712	5,226
July	7,404	7,653
August	9,749	9,869
September	12,004	12,172
October	14,367	15,254
November	16,563	18,167
December	18,747	20,806
January	21,143	23,062
February	23,637	26,210
March	26,476	28,819
April	27,607	29,811
May	27,609	29,809
June	27,609	29,820

QUALITY

	Quantity	Base Number	Contract	AT	Region	England
% of FP17s for the same patient ID Re-attending within 3 months - Children	423	4,714	9.0%	9.8%	11.5%	11.9%
% of FP17s for the same patient ID Re-attending within 3 months - Adults	2,275	13,801	16.5%	14.4%	15.9%	16.0%
% of FP17s for the same patient ID Re-attending between 3 & 9 months - Children	3,099	4,714	65.7%	61.5%	60.6%	58.3%
% of FP17s for the same patient ID Re-attending between 3 & 9 months - Adults	8,267	13,801	59.9%	52.1%	51.6%	50.3%
% of FP17s for Band 1 Urgent Courses	1,347	17,620	7.6%	8.3%	9.5%	9.1%
% of FP17s Relating to Free Repair or Replacements	235	17,620	1.3%	0.8%	0.7%	0.8%
% of FP17s Relating to Continuations	102	17,620	0.6%	1.2%	1.0%	1.0%
% of Patients satisfied with the dentistry they have received	14	16	87.5%	91.4%	92.0%	91.5%
% of Patients satisfied with the time they had to wait for an appointment	15	16	93.8%	88.6%	88.1%	87.9%

* This is based on patients treated on this contract for their most recent course of treatment. Figures in italics indicate the base number of FP17s or Patient Questionnaire responses are less than 100. N/A is shown where the base number of responses is less than 10 during the period. % is calculated as Quantity/Base number*100

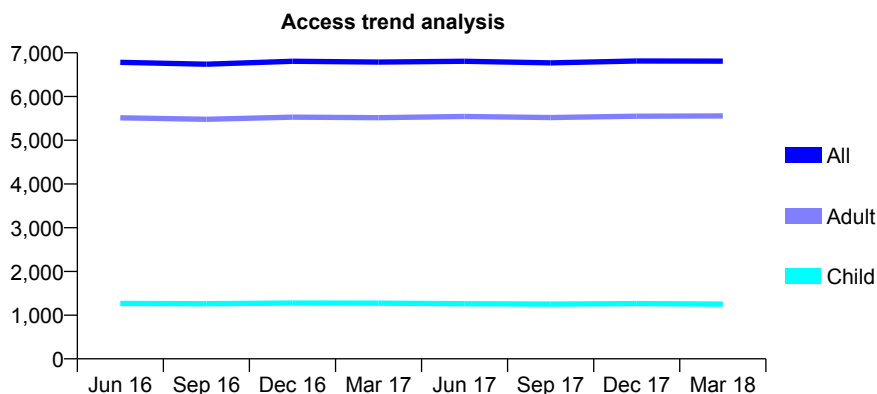
Q65 - Vital Signs At a Glance Contract Report for 123870/0001 - Year end March 2018

Name or company name	Bramcote Dental Practice
Contract type name	GDS Contract
Purpose of contract	General
Contract start date	01/01/2013
Contract end date	

17/18 Contracted general activity (UDA)	22,500
Carry forward general activity (UDA)	0
17/18 Contracted orthodontic activity (UOA)	0
Carry forward orthodontic activity (UOA)	0
Baseline contract value	£505,735.26

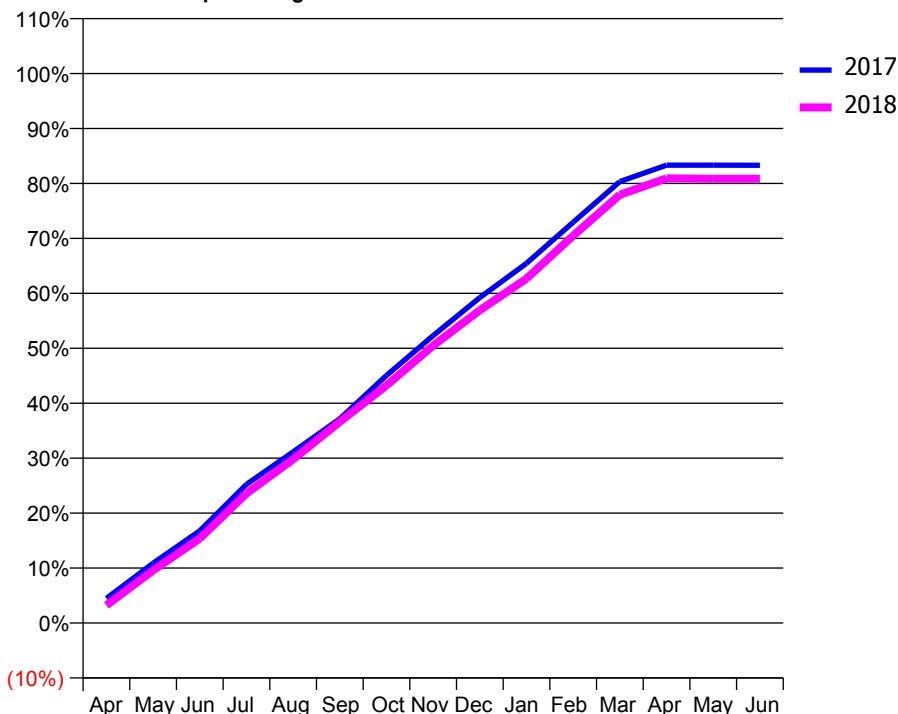
ACCESS*

Patients seen in 24 months	Total	Change since previous quarter
Quarter ending March 2017	6,789	
Quarter ending June 2017	6,805	→
Quarter ending September 2017	6,771	→
Quarter ending December 2017	6,813	→
Quarter ending March 2018	6,809	→
Variance since March 2017	0.3%	→



ACTIVITY

Cumulative percentage of contracted UDA delivered 2017 & 2018



Month	Adjusted Scheduled Activity (UDA)	
	2017	2018
April	1,007	722
May	2,447	2,157
June	3,778	3,458
July	5,675	5,304
August	7,008	6,700
September	8,360	8,235
October	10,138	9,728
November	11,770	11,357
December	13,324	12,807
January	14,727	14,103
February	16,408	15,857
March	18,077	17,533
April	18,748	18,208
May	18,746	18,192
June	18,744	18,190

QUALITY

	Quantity	Base Number	Contract	AT	Region	England
% of FP17s for the same patient ID Re-attending within 3 months - Children	126	1,971	6.4%	9.8%	11.5%	11.9%
% of FP17s for the same patient ID Re-attending within 3 months - Adults	1,232	8,333	14.8%	14.4%	15.9%	16.0%
% of FP17s for the same patient ID Re-attending between 3 & 9 months - Children	1,325	1,971	67.2%	61.5%	60.6%	58.3%
% of FP17s for the same patient ID Re-attending between 3 & 9 months - Adults	4,358	8,333	52.3%	52.1%	51.6%	50.3%
% of FP17s for Band 1 Urgent Courses	1,241	10,265	12.1%	8.3%	9.5%	9.1%
% of FP17s Relating to Free Repair or Replacements	122	10,265	1.2%	0.8%	0.7%	0.8%
% of FP17s Relating to Continuations	74	10,265	0.7%	1.2%	1.0%	1.0%
% of Patients satisfied with the dentistry they have received	18	18	100.0%	91.4%	92.0%	91.5%
% of Patients satisfied with the time they had to wait for an appointment	17	18	94.4%	88.6%	88.1%	87.9%

* This is based on patients treated on this contract for their most recent course of treatment. Figures in italics indicate the base number of FP17s or Patient Questionnaire responses are less than 100. N/A is shown where the base number of responses is less than 10 during the period. % is calculated as Quantity/Base number*100

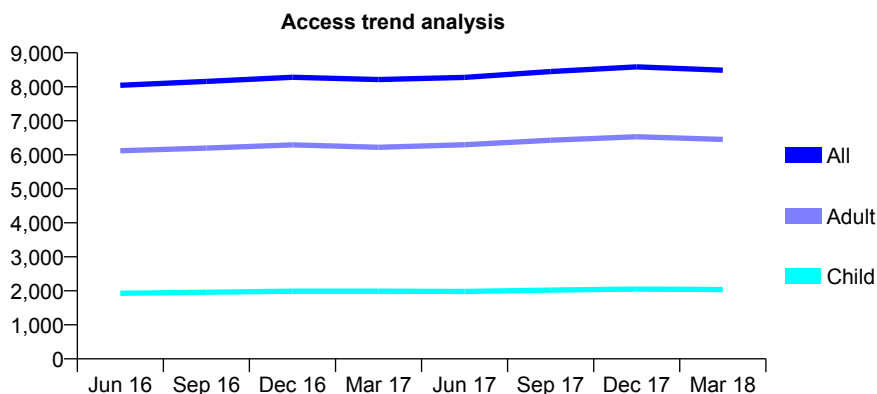
Q65 - Vital Signs At a Glance Contract Report for 125385/0005 - Year end March 2018

Name or company name	Dr Michael Frain Ltd
Contract type name	GDS Contract
Purpose of contract	General
Contract start date	01/04/2008
Contract end date	

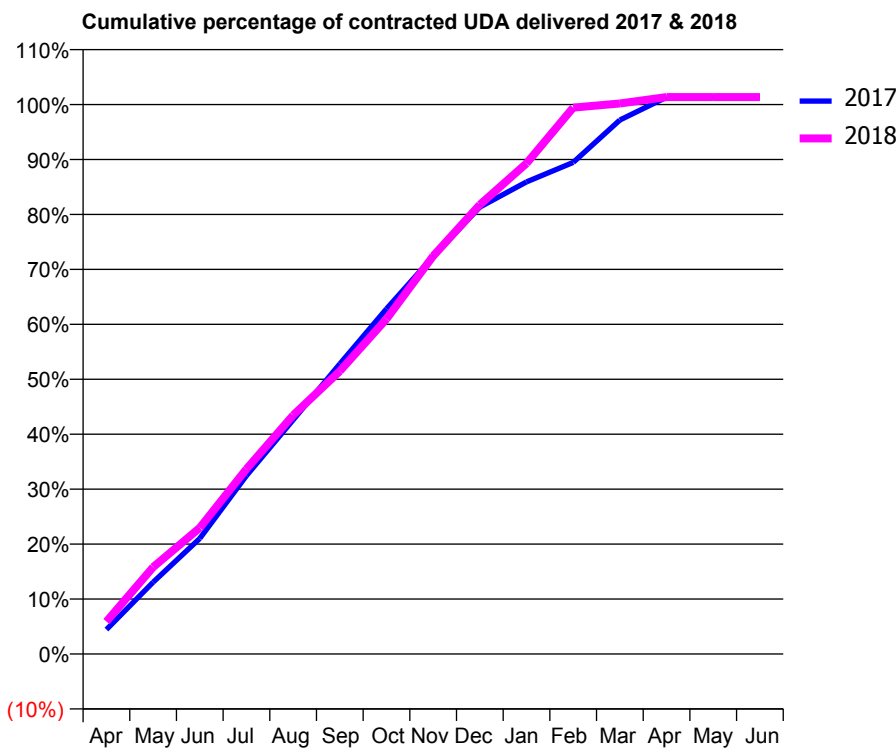
17/18 Contracted general activity (UDA)	22,571
Carry forward general activity (UDA)	-308
17/18 Contracted orthodontic activity (UOA)	0
Carry forward orthodontic activity (UOA)	0
Baseline contract value	£469,800.62

ACCESS*

Patients seen in 24 months	Total	Change since previous quarter
Quarter ending March 2017	8,214	
Quarter ending June 2017	8,278	→
Quarter ending September 2017	8,450	↑
Quarter ending December 2017	8,587	→
Quarter ending March 2018	8,489	↓
Variance since March 2017	3.3%	↑



ACTIVITY



Month	Adjusted Scheduled Activity (UDA)	
	2017	2018
April	1,007	1,331
May	2,947	3,568
June	4,747	5,183
July	7,328	7,599
August	9,616	9,806
September	11,917	11,623
October	14,178	13,761
November	16,331	16,347
December	18,359	18,453
January	19,394	20,152
February	20,191	22,443
March	21,934	22,615
April	22,872	22,874
May	22,876	22,876
June	22,879	22,877

QUALITY

	Quantity	Base Number	Contract	AT	Region	England
% of FP17s for the same patient ID Re-attending within 3 months - Children	138	2,801	4.9%	9.8%	11.5%	11.9%
% of FP17s for the same patient ID Re-attending within 3 months - Adults	967	8,534	11.3%	14.4%	15.9%	16.0%
% of FP17s for the same patient ID Re-attending between 3 & 9 months - Children	1,244	2,801	44.4%	61.5%	60.6%	58.3%
% of FP17s for the same patient ID Re-attending between 3 & 9 months - Adults	3,169	8,534	37.1%	52.1%	51.6%	50.3%
% of FP17s for Band 1 Urgent Courses	742	11,054	6.7%	8.3%	9.5%	9.1%
% of FP17s Relating to Free Repair or Replacements	65	11,054	0.6%	0.8%	0.7%	0.8%
% of FP17s Relating to Continuations	116	11,054	1.0%	1.2%	1.0%	1.0%
% of Patients satisfied with the dentistry they have received	17	18	94.4%	91.4%	92.0%	91.5%
% of Patients satisfied with the time they had to wait for an appointment	18	18	100.0%	88.6%	88.1%	87.9%

* This is based on patients treated on this contract for their most recent course of treatment. Figures in italics indicate the base number of FP17s or Patient Questionnaire responses are less than 100. N/A is shown where the base number of responses is less than 10 during the period. % is calculated as Quantity/Base number*100

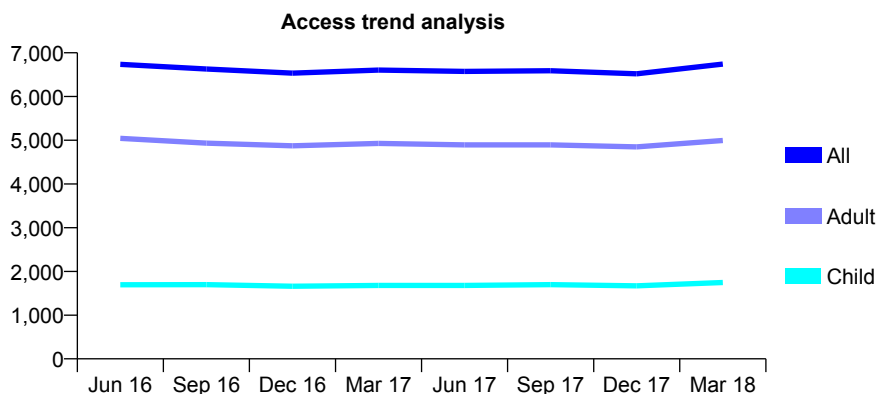
Q65 - Vital Signs At a Glance Contract Report for 126322/0001 - Year end March 2018

Name or company name	Bishopsworth Dental Surgery
Contract type name	GDS Contract
Purpose of contract	General
Contract start date	01/04/2010
Contract end date	

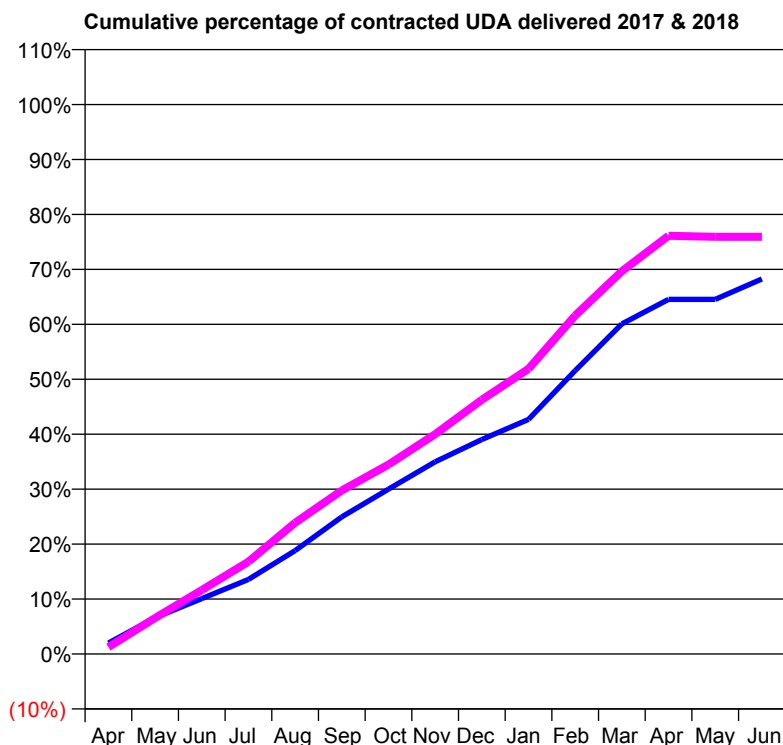
17/18 Contracted general activity (UDA)	30,000
Carry forward general activity (UDA)	0
17/18 Contracted orthodontic activity (UOA)	0
Carry forward orthodontic activity (UOA)	0
Baseline contract value	£678,305.55

ACCESS*

Patients seen in 24 months	Total	Change since previous quarter
Quarter ending March 2017	6,604	
Quarter ending June 2017	6,575	→
Quarter ending September 2017	6,590	→
Quarter ending December 2017	6,519	↓
Quarter ending March 2018	6,741	↑
Variance since March 2017	2.1%	↑



ACTIVITY



Month	Adjusted Scheduled Activity (UDA)	
	2017	2018
April	579	375
May	1,921	1,968
June	2,928	3,490
July	3,941	5,044
August	5,457	7,168
September	7,245	8,929
October	8,708	10,340
November	10,147	12,002
December	11,324	13,879
January	12,390	15,570
February	14,969	18,482
March	17,430	20,897
April	18,725	22,832
May	18,725	22,779
June	19,801	22,778

QUALITY

	Quantity	Base Number	Contract	AT	Region	England
% of FP17s for the same patient ID Re-attending within 3 months - Children	178	2,435	7.3%	9.8%	11.5%	11.9%
% of FP17s for the same patient ID Re-attending within 3 months - Adults	877	6,854	12.8%	14.4%	15.9%	16.0%
% of FP17s for the same patient ID Re-attending between 3 & 9 months - Children	1,390	2,435	57.1%	61.5%	60.6%	58.3%
% of FP17s for the same patient ID Re-attending between 3 & 9 months - Adults	3,799	6,854	55.4%	52.1%	51.6%	50.3%
% of FP17s for Band 1 Urgent Courses	837	9,381	8.9%	8.3%	9.5%	9.1%
% of FP17s Relating to Free Repair or Replacements	81	9,381	0.9%	0.8%	0.7%	0.8%
% of FP17s Relating to Continuations	30	9,381	0.3%	1.2%	1.0%	1.0%
% of Patients satisfied with the dentistry they have received	10	11	90.9%	91.4%	92.0%	91.5%
% of Patients satisfied with the time they had to wait for an appointment	9	11	81.8%	88.6%	88.1%	87.9%

* This is based on patients treated on this contract for their most recent course of treatment. Figures in italics indicate the base number of FP17s or Patient Questionnaire responses are less than 100. N/A is shown where the base number of responses is less than 10 during the period. % is calculated as Quantity/Base number*100

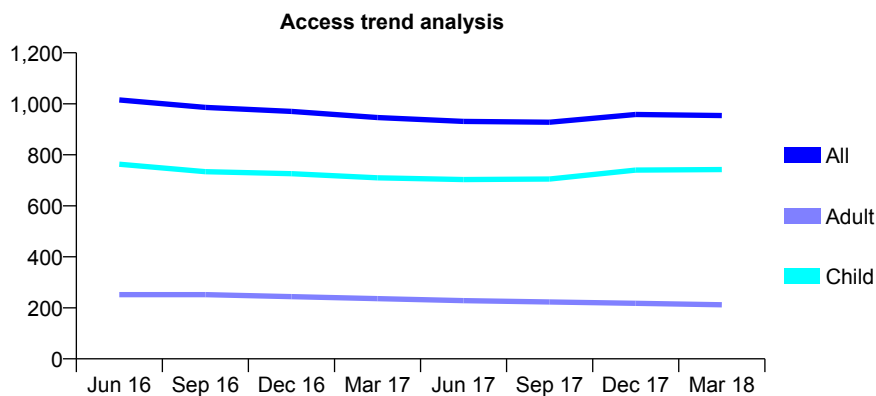
Q65 - Vital Signs At a Glance Contract Report for 126373/0001 - Year end March 2018

Name or company name	Welshmill Dental Practice
Contract type name	GDS Contract
Purpose of contract	General
Contract start date	01/04/2006
Contract end date	

17/18 Contracted general activity (UDA)	3,700
Carry forward general activity (UDA)	0
17/18 Contracted orthodontic activity (UOA)	0
Carry forward orthodontic activity (UOA)	0
Baseline contract value	£89,178.91

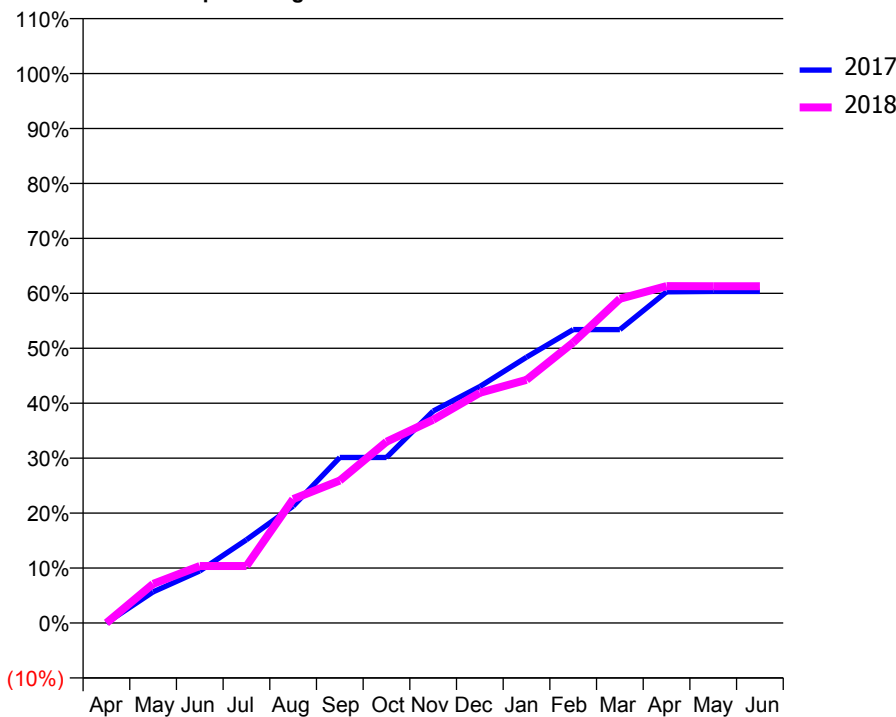
ACCESS*

Patients seen in 24 months	Total	Change since previous quarter
Quarter ending March 2017	946	
Quarter ending June 2017	931	↓
Quarter ending September 2017	928	→
Quarter ending December 2017	958	↑
Quarter ending March 2018	954	→
Variance since March 2017	0.8%	→



ACTIVITY

Cumulative percentage of contracted UDA delivered 2017 & 2018



Month	Adjusted Scheduled Activity (UDA)	
	2017	2018
April	0	0
May	210	263
June	351	383
July	561	383
August	787	834
September	1,115	960
October	1,115	1,221
November	1,427	1,369
December	1,593	1,550
January	1,790	1,638
February	1,976	1,889
March	1,976	2,183
April	2,230	2,269
May	2,233	2,268
June	2,233	2,268

QUALITY

	Quantity	Base Number	Contract	AT	Region	England
% of FP17s for the same patient ID Re-attending within 3 months - Children	68	1,271	5.4%	9.8%	11.5%	11.9%
% of FP17s for the same patient ID Re-attending within 3 months - Adults	76	301	25.2%	14.4%	15.9%	16.0%
% of FP17s for the same patient ID Re-attending between 3 & 9 months - Children	891	1,271	70.1%	61.5%	60.6%	58.3%
% of FP17s for the same patient ID Re-attending between 3 & 9 months - Adults	188	301	62.5%	52.1%	51.6%	50.3%
% of FP17s for Band 1 Urgent Courses	58	1,469	3.9%	8.3%	9.5%	9.1%
% of FP17s Relating to Free Repair or Replacements	1	1,469	0.1%	0.8%	0.7%	0.8%
% of FP17s Relating to Continuations	13	1,469	0.9%	1.2%	1.0%	1.0%
% of Patients satisfied with the dentistry they have received	0	0	N/A	91.4%	92.0%	91.5%
% of Patients satisfied with the time they had to wait for an appointment	0	0	N/A	88.6%	88.1%	87.9%

* This is based on patients treated on this contract for their most recent course of treatment. Figures in italics indicate the base number of FP17s or Patient Questionnaire responses are less than 100. N/A is shown where the base number of responses is less than 10 during the period. % is calculated as Quantity/Base number*100

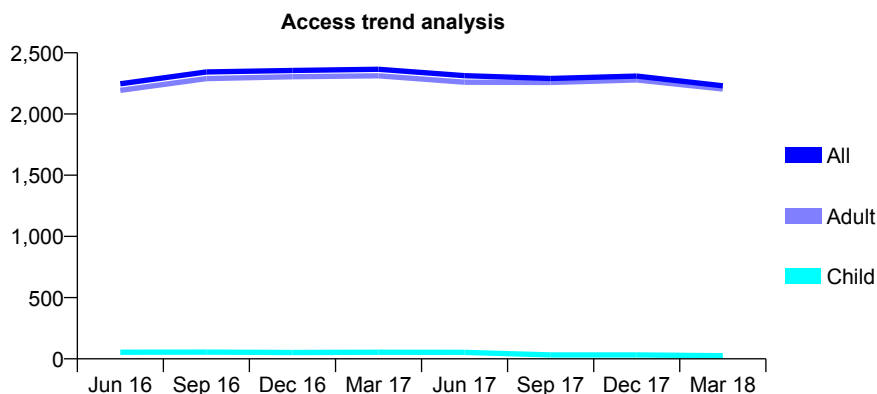
Q65 - Vital Signs At a Glance Contract Report for 126705/0001 - Year end March 2018

Name or company name	BASDAC (2011) LLP
Contract type name	PDS Contract
Purpose of contract	General
Contract start date	01/10/2012
Contract end date	30/09/2022

17/18 Contracted general activity (UDA)	7,225
Carry forward general activity (UDA)	-56
17/18 Contracted orthodontic activity (UOA)	0
Carry forward orthodontic activity (UOA)	0
Baseline contract value	£485,346.11

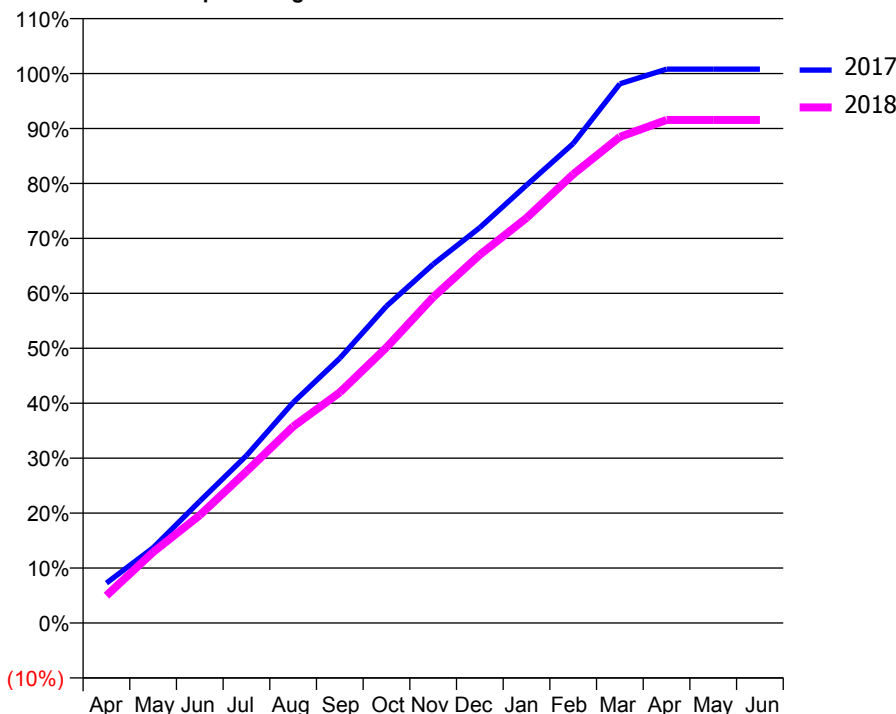
ACCESS*

Patients seen in 24 months	Total	Change since previous quarter
Quarter ending March 2017	2,366	
Quarter ending June 2017	2,313	↓
Quarter ending September 2017	2,290	→
Quarter ending December 2017	2,310	→
Quarter ending March 2018	2,230	↓
Variance since March 2017	(5.7%)	↓



ACTIVITY

Cumulative percentage of contracted UDA delivered 2017 & 2018



Month	Adjusted Scheduled Activity (UDA)	
	2017	2018
April	510	360
May	963	932
June	1,557	1,418
July	2,140	1,993
August	2,818	2,584
September	3,385	3,032
October	4,052	3,623
November	4,587	4,284
December	5,055	4,842
January	5,598	5,326
February	6,129	5,900
March	6,893	6,392
April	7,081	6,614
May	7,081	6,614
June	7,081	6,614

QUALITY

	Quantity	Base Number	Contract	AT	Region	England
% of FP17s for the same patient ID Re-attending within 3 months - Children	1	41	2.4%	9.8%	11.5%	11.9%
% of FP17s for the same patient ID Re-attending within 3 months - Adults	11	2,176	0.5%	14.4%	15.9%	16.0%
% of FP17s for the same patient ID Re-attending between 3 & 9 months - Children	0	41	0.0%	61.5%	60.6%	58.3%
% of FP17s for the same patient ID Re-attending between 3 & 9 months - Adults	7	2,176	0.3%	52.1%	51.6%	50.3%
% of FP17s for Band 1 Urgent Courses	1	2,229	0.0%	8.3%	9.5%	9.1%
% of FP17s Relating to Free Repair or Replacements	0	2,229	0.0%	0.8%	0.7%	0.8%
% of FP17s Relating to Continuations	3	2,229	0.1%	1.2%	1.0%	1.0%
% of Patients satisfied with the dentistry they have received	1	1	N/A	91.4%	92.0%	91.5%
% of Patients satisfied with the time they had to wait for an appointment	1	1	N/A	88.6%	88.1%	87.9%

* This is based on patients treated on this contract for their most recent course of treatment. Figures in italics indicate the base number of FP17s or Patient Questionnaire responses are less than 100. N/A is shown where the base number of responses is less than 10 during the period. % is calculated as Quantity/Base number*100

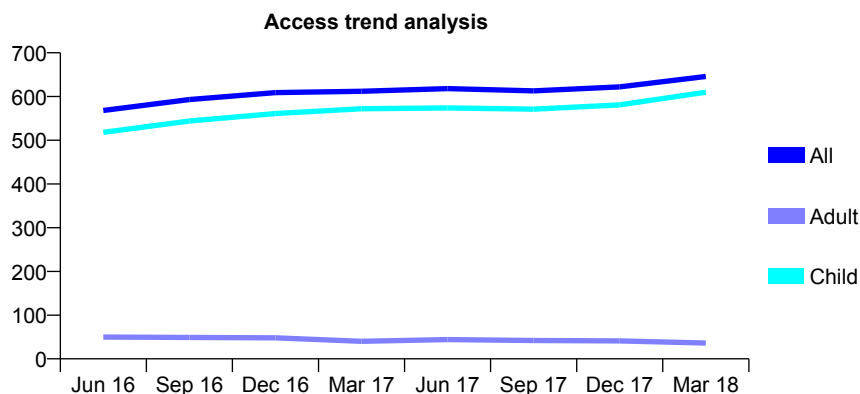
Q65 - Vital Signs At a Glance Contract Report for 127507/0001 - Year end March 2018

Name or company name	Andrew Horne
Contract type name	GDS Contract
Purpose of contract	General
Contract start date	01/04/2009
Contract end date	

17/18 Contracted general activity (UDA)	1,322
Carry forward general activity (UDA)	-26
17/18 Contracted orthodontic activity (UOA)	0
Carry forward orthodontic activity (UOA)	0
Baseline contract value	£38,136.01

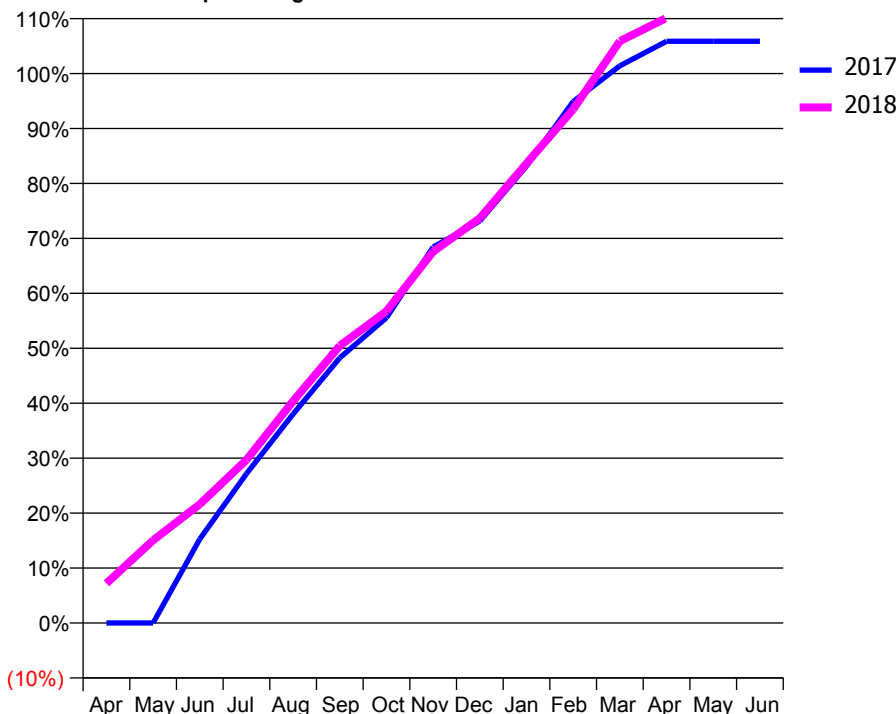
ACCESS*

Patients seen in 24 months	Total	Change since previous quarter
Quarter ending March 2017	612	
Quarter ending June 2017	618	→
Quarter ending September 2017	613	→
Quarter ending December 2017	622	→
Quarter ending March 2018	646	↑
Variance since March 2017	5.6%	↑



ACTIVITY

Cumulative percentage of contracted UDA delivered 2017 & 2018



Month	Adjusted Scheduled Activity (UDA)	
	2017	2018
April	0	96
May	0	199
June	202	286
July	359	393
August	503	534
September	638	667
October	734	750
November	904	894
December	967	974
January	1,099	1,106
February	1,254	1,236
March	1,340	1,400
April	1,400	1,456
May	1,400	1,459
June	1,400	1,459

QUALITY

	Quantity	Base Number	Contract	AT	Region	England
% of FP17s for the same patient ID Re-attending within 3 months - Children	103	987	10.4%	9.8%	11.5%	11.9%
% of FP17s for the same patient ID Re-attending within 3 months - Adults	0	0	N/A	14.4%	15.9%	16.0%
% of FP17s for the same patient ID Re-attending between 3 & 9 months - Children	582	987	59.0%	61.5%	60.6%	58.3%
% of FP17s for the same patient ID Re-attending between 3 & 9 months - Adults	0	0	N/A	52.1%	51.6%	50.3%
% of FP17s for Band 1 Urgent Courses	55	984	5.6%	8.3%	9.5%	9.1%
% of FP17s Relating to Free Repair or Replacements	0	984	0.0%	0.8%	0.7%	0.8%
% of FP17s Relating to Continuations	1	984	0.1%	1.2%	1.0%	1.0%
% of Patients satisfied with the dentistry they have received	0	0	N/A	91.4%	92.0%	91.5%
% of Patients satisfied with the time they had to wait for an appointment	0	0	N/A	88.6%	88.1%	87.9%

* This is based on patients treated on this contract for their most recent course of treatment. Figures in italics indicate the base number of FP17s or Patient Questionnaire responses are less than 100. N/A is shown where the base number of responses is less than 10 during the period. % is calculated as Quantity/Base number*100

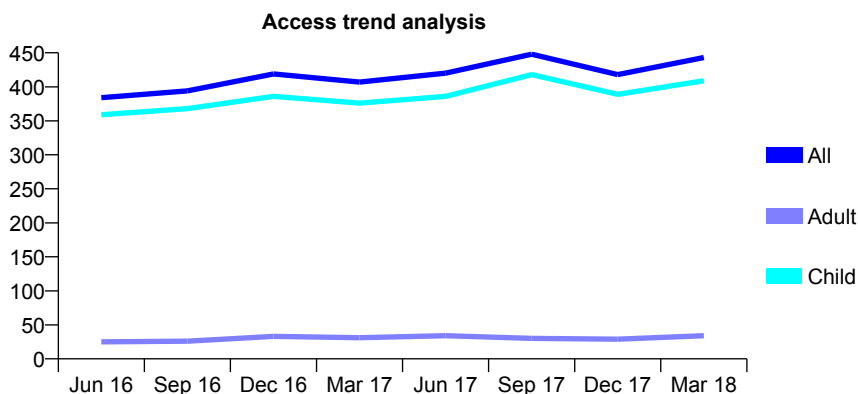
Q65 - Vital Signs At a Glance Contract Report for 129496/0001 - Year end March 2018

Name or company name	Smile Solutions Orthodontics
Contract type name	PDS Contract
Purpose of contract	General and Orthodontic
Contract start date	01/04/2006
Contract end date	31/03/2020

17/18 Contracted general activity (UDA)	900
Carry forward general activity (UDA)	0
17/18 Contracted orthodontic activity (UOA)	8,008
Carry forward orthodontic activity (UOA)	37
Baseline contract value	£567,095.09

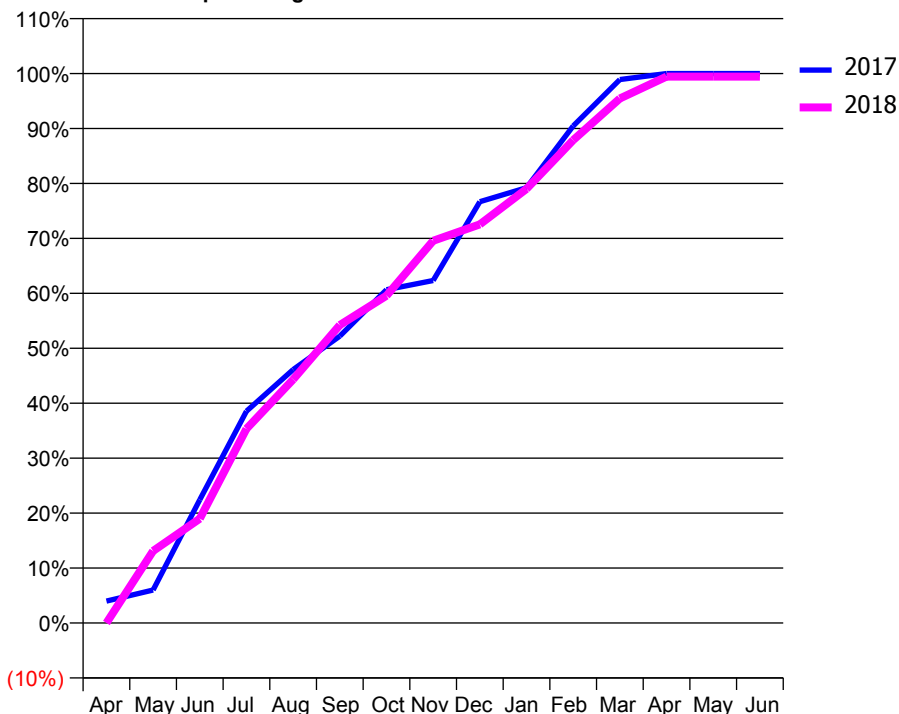
ACCESS*

Patients seen in 24 months	Total	Change since previous quarter
Quarter ending March 2017	407	
Quarter ending June 2017	420	↑
Quarter ending September 2017	448	↑
Quarter ending December 2017	418	↓
Quarter ending March 2018	443	↑
Variance since March 2017	8.8%	↑



ACTIVITY

Cumulative percentage of contracted UDA delivered 2017 & 2018



Month	Adjusted Scheduled Activity (UDA)	
	2017	2018
April	36	0
May	54	118
June	202	171
July	347	318
August	415	399
September	470	488
October	546	536
November	561	626
December	690	653
January	713	711
February	814	791
March	890	859
April	900	895
May	900	895
June	900	895

QUALITY

	Quantity	Base Number	Contract	AT	Region	England
% of FP17s for the same patient ID Re-attending within 3 months - Children	356	1,696	21.0%	9.8%	11.5%	11.9%
% of FP17s for the same patient ID Re-attending within 3 months - Adults	3	12	25.0%	14.4%	15.9%	16.0%
% of FP17s for the same patient ID Re-attending between 3 & 9 months - Children	85	1,696	5.0%	61.5%	60.6%	58.3%
% of FP17s for the same patient ID Re-attending between 3 & 9 months - Adults	3	12	25.0%	52.1%	51.6%	50.3%
% of FP17s for Band 1 Urgent Courses	0	386	0.0%	8.3%	9.5%	9.1%
% of FP17s Relating to Free Repair or Replacements	0	386	0.0%	0.8%	0.7%	0.8%
% of FP17s Relating to Continuations	0	386	0.0%	1.2%	1.0%	1.0%
% of Patients satisfied with the dentistry they have received	0	0	N/A	91.4%	92.0%	91.5%
% of Patients satisfied with the time they had to wait for an appointment	0	0	N/A	88.6%	88.1%	87.9%

* This is based on patients treated on this contract for their most recent course of treatment. Figures in italics indicate the base number of FP17s or Patient Questionnaire responses are less than 100. N/A is shown where the base number of responses is less than 10 during the period. % is calculated as Quantity/Base number*100

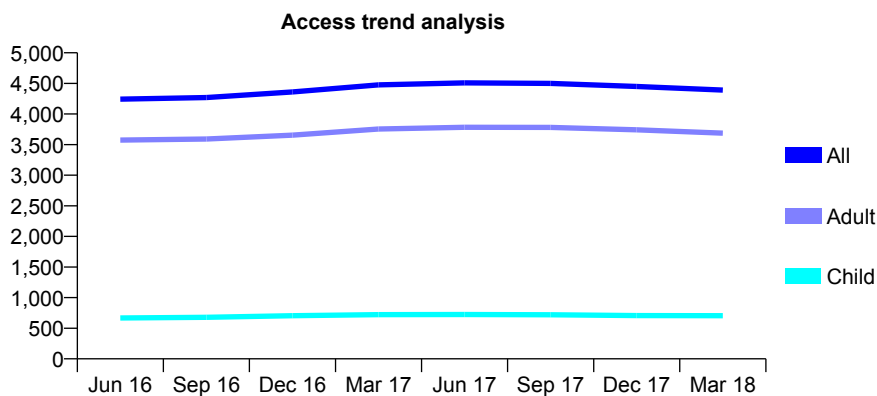
Q65 - Vital Signs At a Glance Contract Report for 129690/0001 - Year end March 2018

Name or company name	Dulverton Dental Practice Ltd
Contract type name	GDS Contract
Purpose of contract	General and Orthodontic
Contract start date	02/04/2007
Contract end date	

17/18 Contracted general activity (UDA)	16,500
Carry forward general activity (UDA)	0
17/18 Contracted orthodontic activity (UOA)	504
Carry forward orthodontic activity (UOA)	3
Baseline contract value	£494,357.27

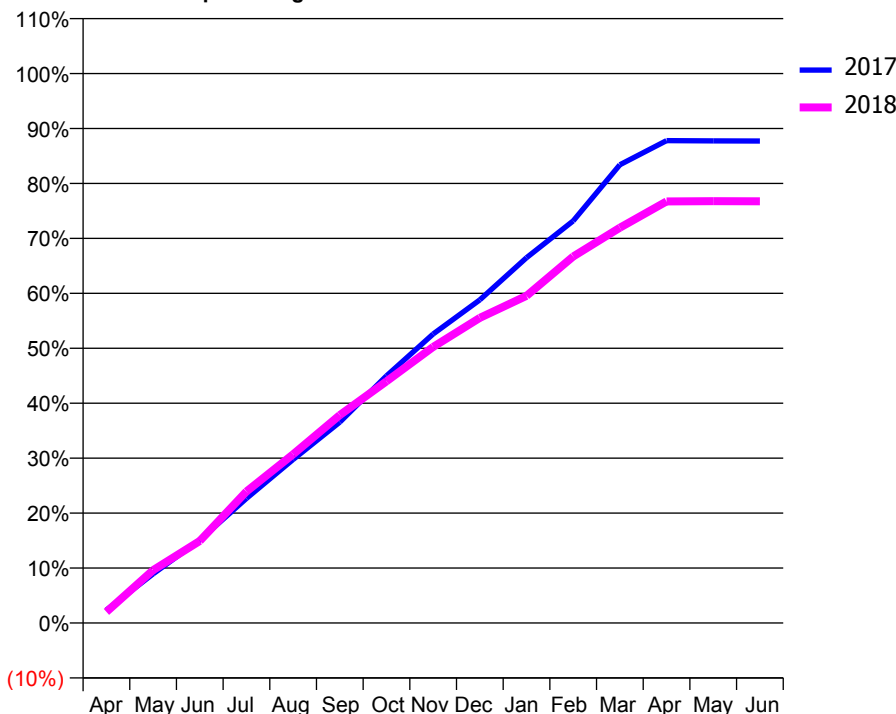
ACCESS*

Patients seen in 24 months	Total	Change since previous quarter
Quarter ending March 2017	4,477	
Quarter ending June 2017	4,509	→
Quarter ending September 2017	4,501	→
Quarter ending December 2017	4,449	↓
Quarter ending March 2018	4,392	↓
Variance since March 2017	(1.9%)	↓



ACTIVITY

Cumulative percentage of contracted UDA delivered 2017 & 2018



Adjusted Scheduled Activity (UDA)

Month	2017	2018
April	392	333
May	1,476	1,588
June	2,491	2,463
July	3,741	3,949
August	4,910	5,067
September	6,031	6,246
October	7,422	7,256
November	8,677	8,289
December	9,705	9,165
January	10,968	9,825
February	12,075	11,006
March	13,758	11,869
April	14,485	12,659
May	14,475	12,667
June	14,473	12,661

QUALITY

	Quantity	Base Number	Contract	AT	Region	England
% of FP17s for the same patient ID Re-attending within 3 months - Children	175	1,146	15.3%	9.8%	11.5%	11.9%
% of FP17s for the same patient ID Re-attending within 3 months - Adults	1,027	5,111	20.1%	14.4%	15.9%	16.0%
% of FP17s for the same patient ID Re-attending between 3 & 9 months - Children	727	1,146	63.4%	61.5%	60.6%	58.3%
% of FP17s for the same patient ID Re-attending between 3 & 9 months - Adults	2,501	5,111	48.9%	52.1%	51.6%	50.3%
% of FP17s for Band 1 Urgent Courses	751	6,213	12.1%	8.3%	9.5%	9.1%
% of FP17s Relating to Free Repair or Replacements	95	6,213	1.5%	0.8%	0.7%	0.8%
% of FP17s Relating to Continuations	65	6,213	1.0%	1.2%	1.0%	1.0%
% of Patients satisfied with the dentistry they have received	9	9	N/A	91.4%	92.0%	91.5%
% of Patients satisfied with the time they had to wait for an appointment	9	9	N/A	88.6%	88.1%	87.9%

* This is based on patients treated on this contract for their most recent course of treatment. Figures in italics indicate the base number of FP17s or Patient Questionnaire responses are less than 100. N/A is shown where the base number of responses is less than 10 during the period. % is calculated as Quantity/Base number*100

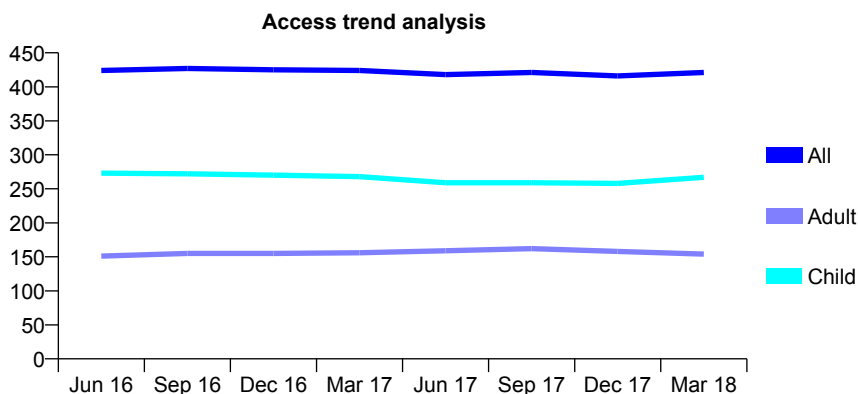
Q65 - Vital Signs At a Glance Contract Report for 130281/0001 - Year end March 2018

Name or company name	PDSP 1864
Contract type name	GDS Contract
Purpose of contract	General
Contract start date	01/08/2010
Contract end date	

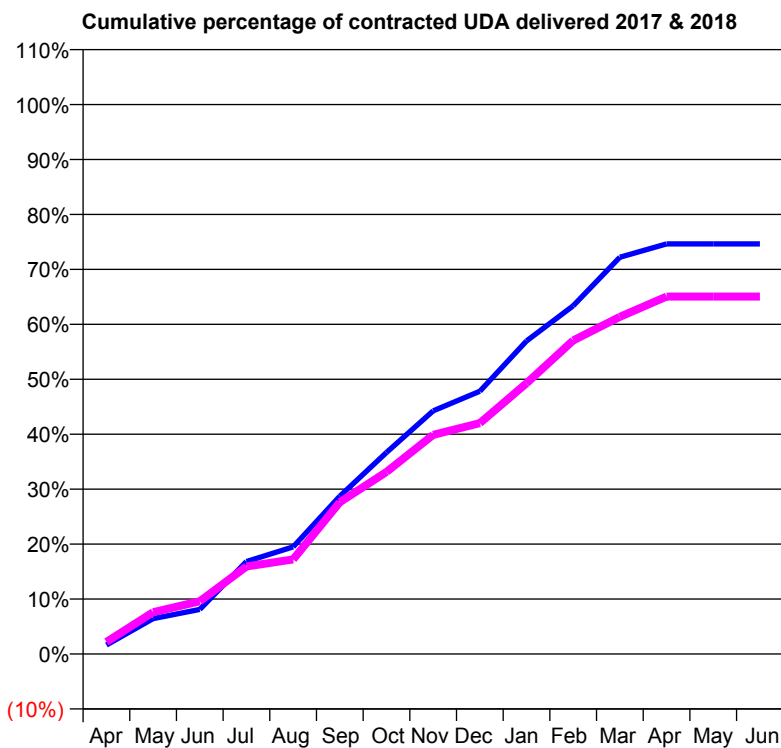
17/18 Contracted general activity (UDA)	1,100
Carry forward general activity (UDA)	0
17/18 Contracted orthodontic activity (UOA)	0
Carry forward orthodontic activity (UOA)	0
Baseline contract value	£25,602.11

ACCESS*

Patients seen in 24 months	Total	Change since previous quarter
Quarter ending March 2017	424	
Quarter ending June 2017	418	↓
Quarter ending September 2017	421	→
Quarter ending December 2017	416	↓
Quarter ending March 2018	421	→
Variance since March 2017	(0.7%)	→



ACTIVITY



Month	Adjusted Scheduled Activity (UDA)	
	2017	2018
April	18	24
May	71	84
June	89	106
July	185	175
August	214	189
September	316	304
October	404	364
November	487	439
December	526	462
January	627	542
February	697	628
March	794	675
April	821	715
May	821	715
June	821	715

QUALITY

	Quantity	Base Number	Contract	AT	Region	England
% of FP17s for the same patient ID Re-attending within 3 months - Children	19	419	4.5%	9.8%	11.5%	11.9%
% of FP17s for the same patient ID Re-attending within 3 months - Adults	22	129	17.1%	14.4%	15.9%	16.0%
% of FP17s for the same patient ID Re-attending between 3 & 9 months - Children	273	419	65.2%	61.5%	60.6%	58.3%
% of FP17s for the same patient ID Re-attending between 3 & 9 months - Adults	53	129	41.1%	52.1%	51.6%	50.3%
% of FP17s for Band 1 Urgent Courses	32	560	5.7%	8.3%	9.5%	9.1%
% of FP17s Relating to Free Repair or Replacements	0	560	0.0%	0.8%	0.7%	0.8%
% of FP17s Relating to Continuations	0	560	0.0%	1.2%	1.0%	1.0%
% of Patients satisfied with the dentistry they have received	1	1	N/A	91.4%	92.0%	91.5%
% of Patients satisfied with the time they had to wait for an appointment	1	1	N/A	88.6%	88.1%	87.9%

* This is based on patients treated on this contract for their most recent course of treatment. Figures in italics indicate the base number of FP17s or Patient Questionnaire responses are less than 100. N/A is shown where the base number of responses is less than 10 during the period. % is calculated as Quantity/Base number*100

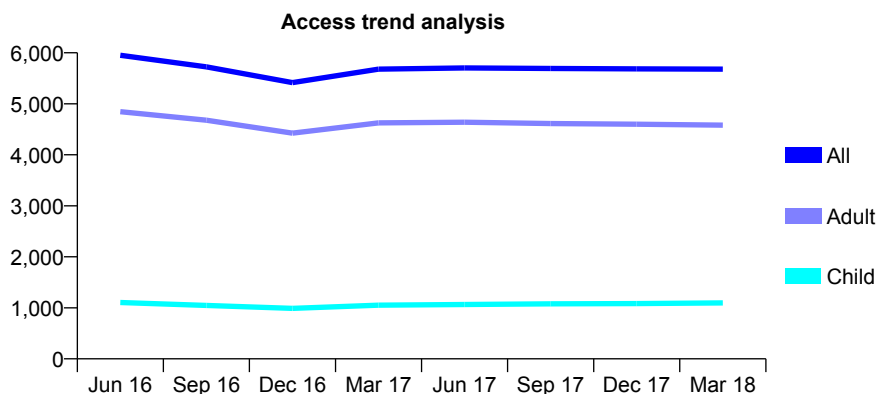
Q65 - Vital Signs At a Glance Contract Report for 131504/0001 - Year end March 2018

Name or company name	Clevedon Dental Care
Contract type name	GDS Contract
Purpose of contract	General
Contract start date	01/04/2010
Contract end date	

17/18 Contracted general activity (UDA)	22,315
Carry forward general activity (UDA)	589
17/18 Contracted orthodontic activity (UOA)	0
Carry forward orthodontic activity (UOA)	0
Baseline contract value	£466,446.92

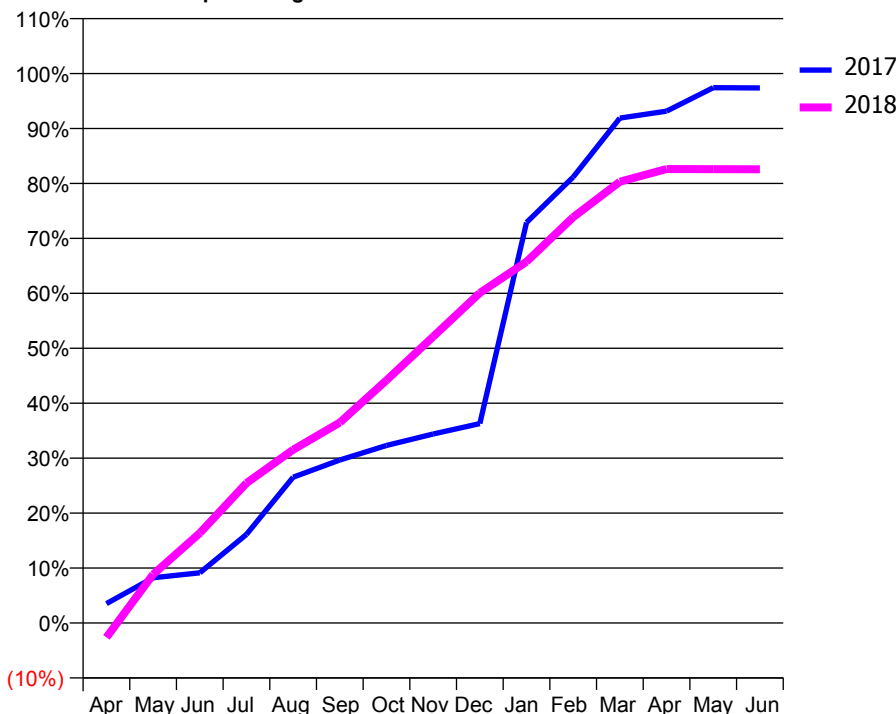
ACCESS*

Patients seen in 24 months	Total	Change since previous quarter
Quarter ending March 2017	5,679	
Quarter ending June 2017	5,703	→
Quarter ending September 2017	5,692	→
Quarter ending December 2017	5,684	→
Quarter ending March 2018	5,680	→
Variance since March 2017	0.0%	→



ACTIVITY

Cumulative percentage of contracted UDA delivered 2017 & 2018



Month	Adjusted Scheduled Activity (UDA)	
	2017	2018
April	786	-589
May	1,841	1,974
June	2,039	3,654
July	3,600	5,683
August	5,924	7,035
September	6,620	8,141
October	7,208	9,860
November	7,677	11,631
December	8,099	13,405
January	16,264	14,673
February	18,113	16,481
March	20,506	17,921
April	20,787	18,436
May	21,739	18,428
June	21,726	18,427

QUALITY

	Quantity	Base Number	Contract	AT	Region	England
% of FP17s for the same patient ID Re-attending within 3 months - Children	126	1,644	7.7%	9.8%	11.5%	11.9%
% of FP17s for the same patient ID Re-attending within 3 months - Adults	927	6,572	14.1%	14.4%	15.9%	16.0%
% of FP17s for the same patient ID Re-attending between 3 & 9 months - Children	997	1,644	60.6%	61.5%	60.6%	58.3%
% of FP17s for the same patient ID Re-attending between 3 & 9 months - Adults	3,742	6,572	56.9%	52.1%	51.6%	50.3%
% of FP17s for Band 1 Urgent Courses	435	8,067	5.4%	8.3%	9.5%	9.1%
% of FP17s Relating to Free Repair or Replacements	118	8,067	1.5%	0.8%	0.7%	0.8%
% of FP17s Relating to Continuations	248	8,067	3.1%	1.2%	1.0%	1.0%
% of Patients satisfied with the dentistry they have received	12	13	92.3%	91.4%	92.0%	91.5%
% of Patients satisfied with the time they had to wait for an appointment	10	13	76.9%	88.6%	88.1%	87.9%

* This is based on patients treated on this contract for their most recent course of treatment. Figures in italics indicate the base number of FP17s or Patient Questionnaire responses are less than 100. N/A is shown where the base number of responses is less than 10 during the period. % is calculated as Quantity/Base number*100

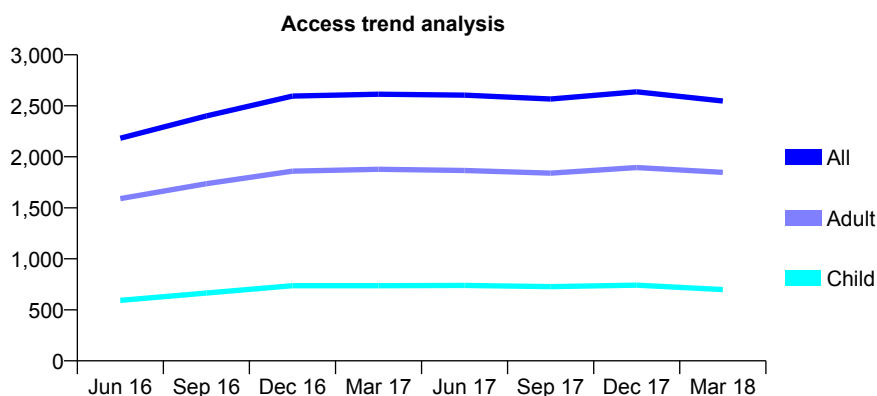
Q65 - Vital Signs At a Glance Contract Report for 131563/0001 - Year end March 2018

Name or company name	Broadwalk Dental Centre Practice Partners
Contract type name	GDS Contract
Purpose of contract	General
Contract start date	01/04/2008
Contract end date	

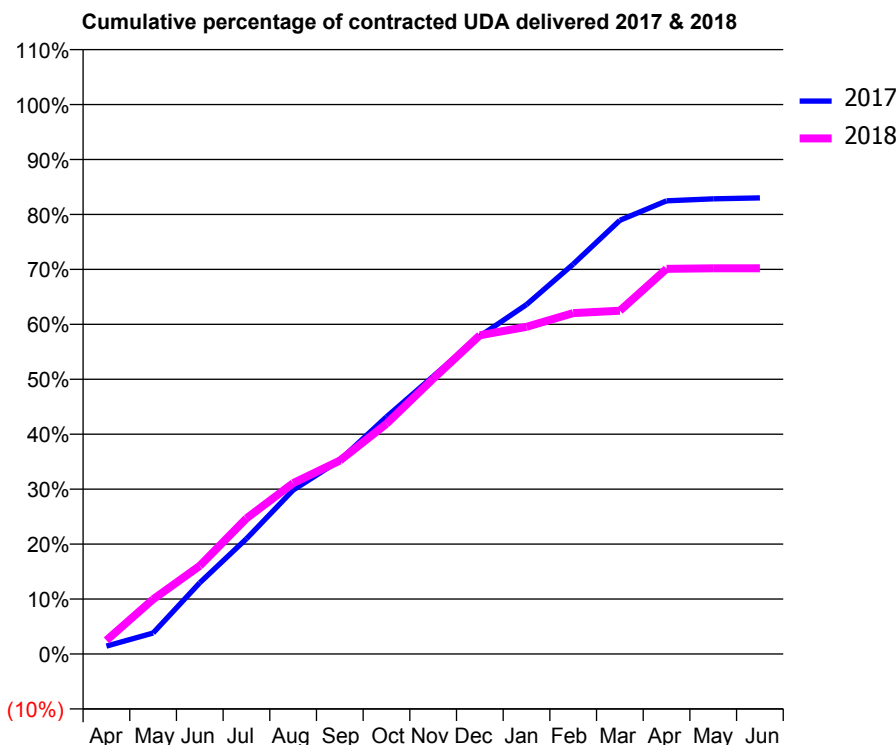
17/18 Contracted general activity (UDA)	10,000
Carry forward general activity (UDA)	0
17/18 Contracted orthodontic activity (UOA)	0
Carry forward orthodontic activity (UOA)	0
Baseline contract value	£236,929.01

ACCESS*

Patients seen in 24 months	Total	Change since previous quarter
Quarter ending March 2017	2,614	
Quarter ending June 2017	2,605	→
Quarter ending September 2017	2,567	↓
Quarter ending December 2017	2,637	↑
Quarter ending March 2018	2,547	↓
Variance since March 2017	(2.6%)	↓



ACTIVITY



Month	Adjusted Scheduled Activity (UDA)	
	2017	2018
April	143	249
May	383	995
June	1,296	1,604
July	2,099	2,468
August	2,985	3,109
September	3,527	3,520
October	4,316	4,191
November	5,053	5,010
December	5,783	5,801
January	6,360	5,953
February	7,095	6,204
March	7,892	6,246
April	8,247	7,010
May	8,283	7,020
June	8,300	7,020

QUALITY

	Quantity	Base Number	Contract	AT	Region	England
% of FP17s for the same patient ID Re-attending within 3 months - Children	70	1,061	6.6%	9.8%	11.5%	11.9%
% of FP17s for the same patient ID Re-attending within 3 months - Adults	237	2,343	10.1%	14.4%	15.9%	16.0%
% of FP17s for the same patient ID Re-attending between 3 & 9 months - Children	711	1,061	67.0%	61.5%	60.6%	58.3%
% of FP17s for the same patient ID Re-attending between 3 & 9 months - Adults	1,392	2,343	59.4%	52.1%	51.6%	50.3%
% of FP17s for Band 1 Urgent Courses	217	3,731	5.8%	8.3%	9.5%	9.1%
% of FP17s Relating to Free Repair or Replacements	21	3,731	0.6%	0.8%	0.7%	0.8%
% of FP17s Relating to Continuations	60	3,731	1.6%	1.2%	1.0%	1.0%
% of Patients satisfied with the dentistry they have received	7	7	N/A	91.4%	92.0%	91.5%
% of Patients satisfied with the time they had to wait for an appointment	6	7	N/A	88.6%	88.1%	87.9%

* This is based on patients treated on this contract for their most recent course of treatment. Figures in italics indicate the base number of FP17s or Patient Questionnaire responses are less than 100. N/A is shown where the base number of responses is less than 10 during the period. % is calculated as Quantity/Base number*100

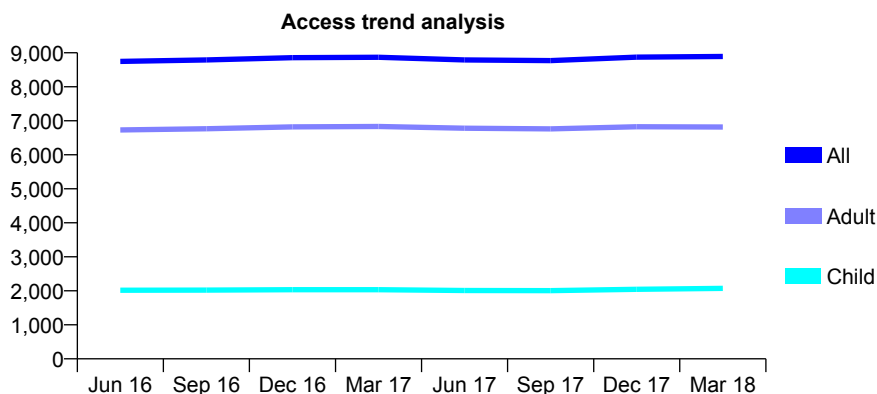
Q65 - Vital Signs At a Glance Contract Report for 135739/0001 - Year end March 2018

Name or company name	Woodburn Cottage Services Ltd
Contract type name	GDS Contract
Purpose of contract	General
Contract start date	01/04/2010
Contract end date	

17/18 Contracted general activity (UDA)	28,795
Carry forward general activity (UDA)	123
17/18 Contracted orthodontic activity (UOA)	0
Carry forward orthodontic activity (UOA)	0
Baseline contract value	£667,970.89

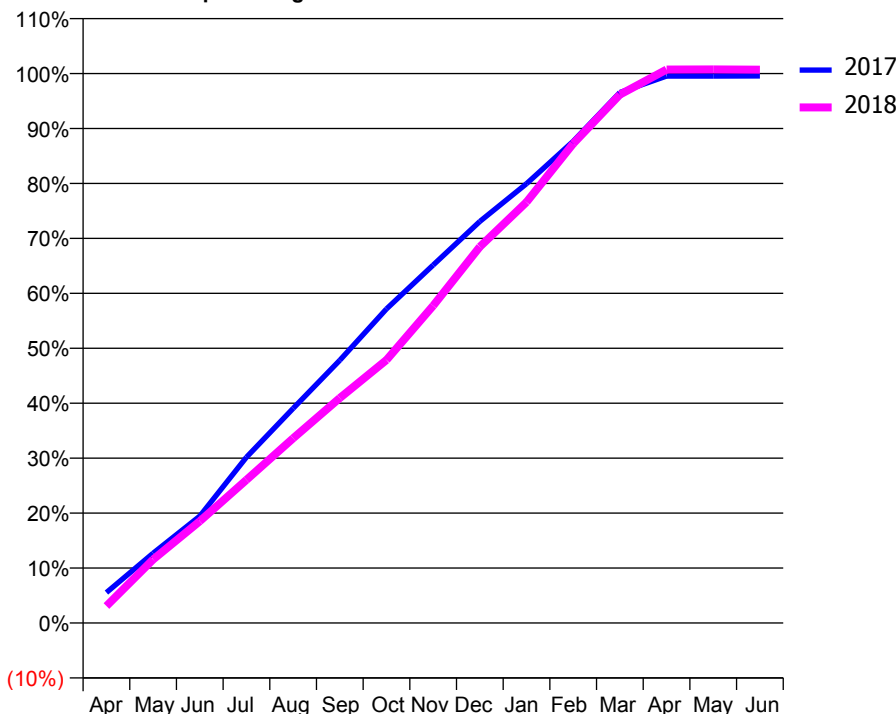
ACCESS*

Patients seen in 24 months	Total	Change since previous quarter
Quarter ending March 2017	8,869	
Quarter ending June 2017	8,792	→
Quarter ending September 2017	8,769	→
Quarter ending December 2017	8,872	→
Quarter ending March 2018	8,891	→
Variance since March 2017	0.2%	→



ACTIVITY

Cumulative percentage of contracted UDA delivered 2017 & 2018



Month	Adjusted Scheduled Activity (UDA)	
	2017	2018
April	1,543	894
May	3,531	3,329
June	5,407	5,338
July	8,385	7,503
August	10,853	9,682
September	13,294	11,790
October	15,889	13,786
November	18,110	16,630
December	20,314	19,717
January	22,218	22,060
February	24,365	25,116
March	26,838	27,692
April	27,663	29,003
May	27,665	29,009
June	27,672	28,994

QUALITY

	Quantity	Base Number	Contract	AT	Region	England
% of FP17s for the same patient ID Re-attending within 3 months - Children	173	3,219	5.4%	9.8%	11.5%	11.9%
% of FP17s for the same patient ID Re-attending within 3 months - Adults	1,247	10,066	12.4%	14.4%	15.9%	16.0%
% of FP17s for the same patient ID Re-attending between 3 & 9 months - Children	2,090	3,219	64.9%	61.5%	60.6%	58.3%
% of FP17s for the same patient ID Re-attending between 3 & 9 months - Adults	6,089	10,066	60.5%	52.1%	51.6%	50.3%
% of FP17s for Band 1 Urgent Courses	804	13,293	6.0%	8.3%	9.5%	9.1%
% of FP17s Relating to Free Repair or Replacements	166	13,293	1.2%	0.8%	0.7%	0.8%
% of FP17s Relating to Continuations	125	13,293	0.9%	1.2%	1.0%	1.0%
% of Patients satisfied with the dentistry they have received	14	15	93.3%	91.4%	92.0%	91.5%
% of Patients satisfied with the time they had to wait for an appointment	13	15	86.7%	88.6%	88.1%	87.9%

* This is based on patients treated on this contract for their most recent course of treatment. Figures in italics indicate the base number of FP17s or Patient Questionnaire responses are less than 100. N/A is shown where the base number of responses is less than 10 during the period. % is calculated as Quantity/Base number*100

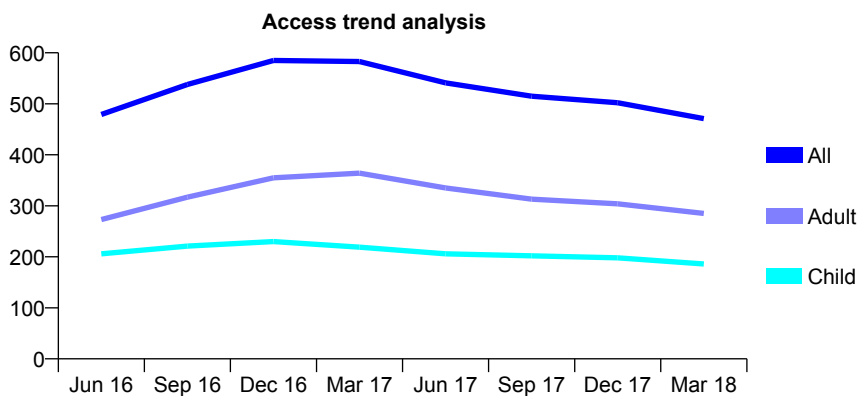
Q65 - Vital Signs At a Glance Contract Report for 141216/0001 - Year end March 2018

Name or company name	Gairloch House Dental Practice
Contract type name	GDS Contract
Purpose of contract	General
Contract start date	01/08/2013
Contract end date	

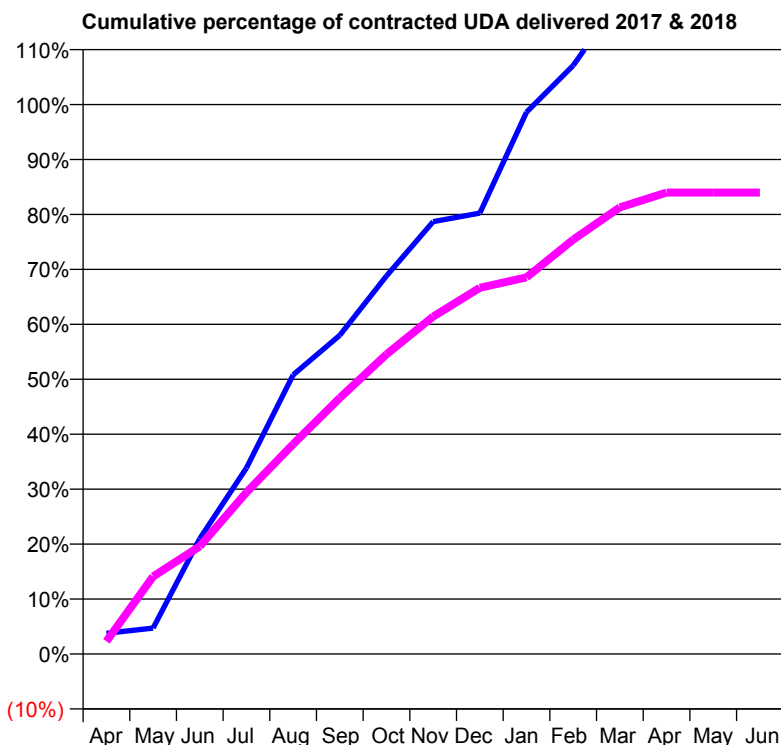
17/18 Contracted general activity (UDA)	1,170
Carry forward general activity (UDA)	0
17/18 Contracted orthodontic activity (UOA)	0
Carry forward orthodontic activity (UOA)	0
Baseline contract value	£28,079.39

ACCESS*

Patients seen in 24 months	Total	Change since previous quarter
Quarter ending March 2017	583	
Quarter ending June 2017	541	↓
Quarter ending September 2017	515	↓
Quarter ending December 2017	502	↓
Quarter ending March 2018	471	↓
Variance since March 2017	(19.2%)	↓



ACTIVITY



Month	Adjusted Scheduled Activity (UDA)	
	2017	2018
April	44	27
May	55	165
June	246	229
July	396	344
August	594	447
September	679	545
October	805	638
November	921	719
December	939	780
January	1,154	802
February	1,253	882
March	1,393	951
April	1,423	982
May	1,424	982
June	1,442	982

QUALITY

	Quantity	Base Number	Contract	AT	Region	England
% of FP17s for the same patient ID Re-attending within 3 months - Children	14	289	4.8%	9.8%	11.5%	11.9%
% of FP17s for the same patient ID Re-attending within 3 months - Adults	43	355	12.1%	14.4%	15.9%	16.0%
% of FP17s for the same patient ID Re-attending between 3 & 9 months - Children	199	289	68.9%	61.5%	60.6%	58.3%
% of FP17s for the same patient ID Re-attending between 3 & 9 months - Adults	247	355	69.6%	52.1%	51.6%	50.3%
% of FP17s for Band 1 Urgent Courses	36	641	5.6%	8.3%	9.5%	9.1%
% of FP17s Relating to Free Repair or Replacements	1	641	0.2%	0.8%	0.7%	0.8%
% of FP17s Relating to Continuations	6	641	0.9%	1.2%	1.0%	1.0%
% of Patients satisfied with the dentistry they have received	0	0	N/A	91.4%	92.0%	91.5%
% of Patients satisfied with the time they had to wait for an appointment	0	0	N/A	88.6%	88.1%	87.9%

* This is based on patients treated on this contract for their most recent course of treatment. Figures in italics indicate the base number of FP17s or Patient Questionnaire responses are less than 100. N/A is shown where the base number of responses is less than 10 during the period. % is calculated as Quantity/Base number*100

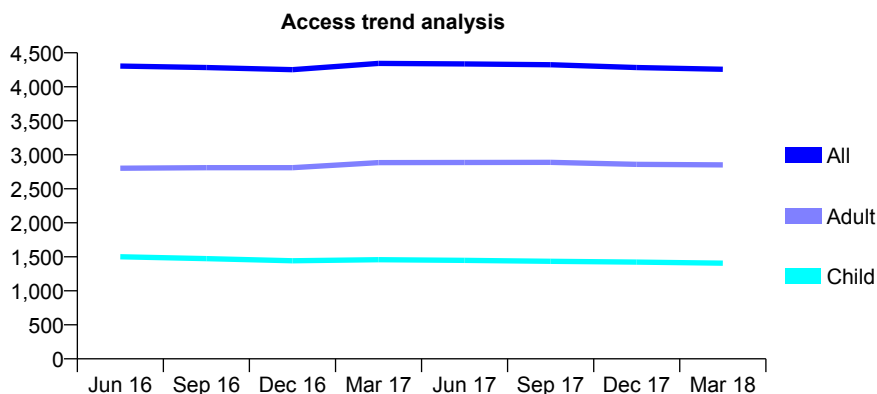
Q65 - Vital Signs At a Glance Contract Report for 146706/0001 - Year end March 2018

Name or company name	Coly House Ltd
Contract type name	GDS Contract
Purpose of contract	General
Contract start date	01/04/2010
Contract end date	

17/18 Contracted general activity (UDA)	10,000
Carry forward general activity (UDA)	0
17/18 Contracted orthodontic activity (UOA)	0
Carry forward orthodontic activity (UOA)	0
Baseline contract value	£222,833.90

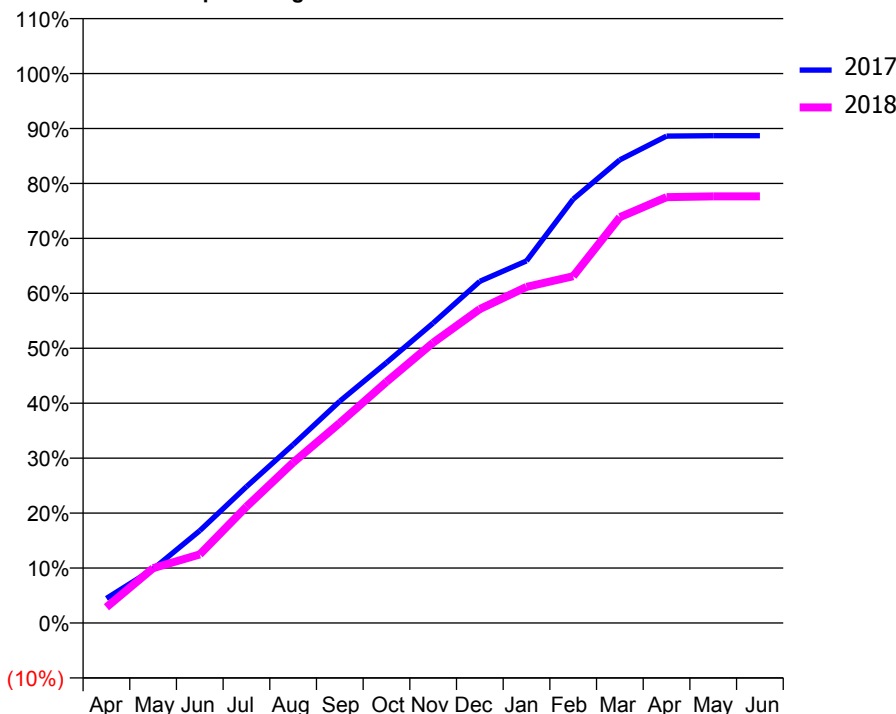
ACCESS*

Patients seen in 24 months	Total	Change since previous quarter
Quarter ending March 2017	4,344	
Quarter ending June 2017	4,336	→
Quarter ending September 2017	4,325	→
Quarter ending December 2017	4,283	→
Quarter ending March 2018	4,257	→
Variance since March 2017	(2.0%)	↓



ACTIVITY

Cumulative percentage of contracted UDA delivered 2017 & 2018



Month	Adjusted Scheduled Activity (UDA)	
	2017	2018
April	447	288
May	982	999
June	1,679	1,249
July	2,482	2,118
August	3,245	2,919
September	4,037	3,642
October	4,738	4,390
November	5,460	5,102
December	6,217	5,715
January	6,591	6,117
February	7,712	6,310
March	8,430	7,385
April	8,861	7,750
May	8,868	7,763
June	8,868	7,763

QUALITY

	Quantity	Base Number	Contract	AT	Region	England
% of FP17s for the same patient ID Re-attending within 3 months - Children	224	2,472	9.1%	9.8%	11.5%	11.9%
% of FP17s for the same patient ID Re-attending within 3 months - Adults	613	4,306	14.2%	14.4%	15.9%	16.0%
% of FP17s for the same patient ID Re-attending between 3 & 9 months - Children	1,750	2,472	70.8%	61.5%	60.6%	58.3%
% of FP17s for the same patient ID Re-attending between 3 & 9 months - Adults	2,798	4,306	65.0%	52.1%	51.6%	50.3%
% of FP17s for Band 1 Urgent Courses	318	4,655	6.8%	8.3%	9.5%	9.1%
% of FP17s Relating to Free Repair or Replacements	49	4,655	1.1%	0.8%	0.7%	0.8%
% of FP17s Relating to Continuations	53	4,655	1.1%	1.2%	1.0%	1.0%
% of Patients satisfied with the dentistry they have received	7	7	N/A	91.4%	92.0%	91.5%
% of Patients satisfied with the time they had to wait for an appointment	7	7	N/A	88.6%	88.1%	87.9%

* This is based on patients treated on this contract for their most recent course of treatment. Figures in italics indicate the base number of FP17s or Patient Questionnaire responses are less than 100. N/A is shown where the base number of responses is less than 10 during the period. % is calculated as Quantity/Base number*100

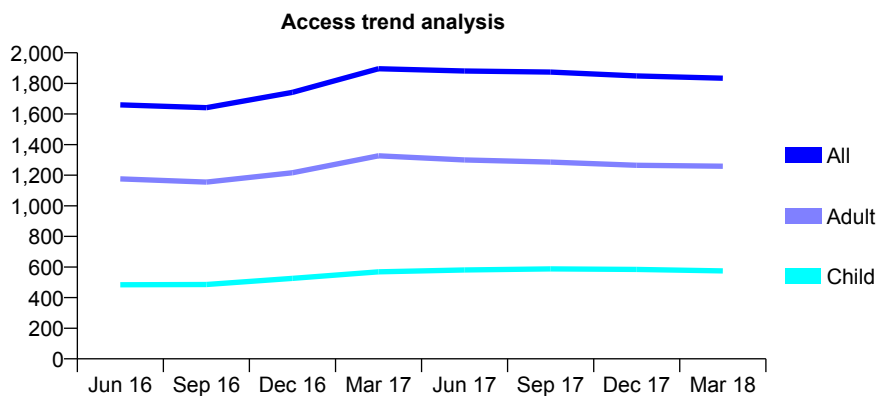
Q65 - Vital Signs At a Glance Contract Report for 148172/0001 - Year end March 2018

Name or company name	Stokes Lane Dental Practice
Contract type name	GDS Contract
Purpose of contract	General
Contract start date	01/04/2011
Contract end date	

17/18 Contracted general activity (UDA)	5,819
Carry forward general activity (UDA)	128
17/18 Contracted orthodontic activity (UOA)	0
Carry forward orthodontic activity (UOA)	0
Baseline contract value	£126,634.39

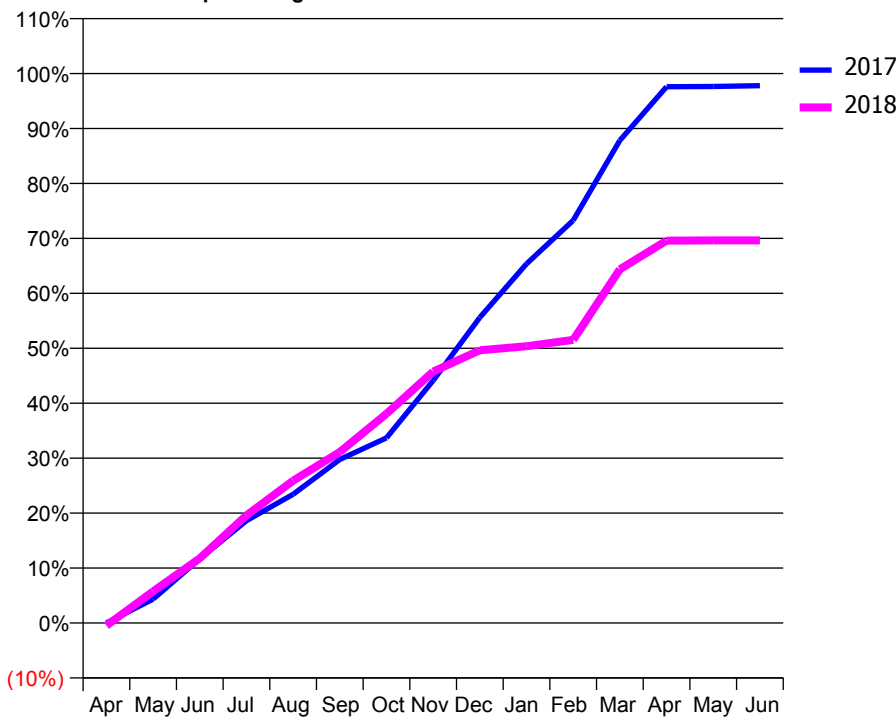
ACCESS*

Patients seen in 24 months	Total	Change since previous quarter
Quarter ending March 2017	1,896	
Quarter ending June 2017	1,881	→
Quarter ending September 2017	1,874	→
Quarter ending December 2017	1,849	↓
Quarter ending March 2018	1,834	→
Variance since March 2017	(3.3%)	↓



ACTIVITY

Cumulative percentage of contracted UDA delivered 2017 & 2018



Month	Adjusted Scheduled Activity (UDA)	
	2017	2018
April	0	-28
May	254	335
June	680	685
July	1,084	1,140
August	1,363	1,508
September	1,731	1,811
October	1,961	2,216
November	2,568	2,662
December	3,236	2,889
January	3,804	2,931
February	4,264	2,999
March	5,111	3,746
April	5,679	4,049
May	5,682	4,052
June	5,691	4,052

QUALITY

	Quantity	Base Number	Contract	AT	Region	England
% of FP17s for the same patient ID Re-attending within 3 months - Children	71	869	8.2%	9.8%	11.5%	11.9%
% of FP17s for the same patient ID Re-attending within 3 months - Adults	293	1,786	16.4%	14.4%	15.9%	16.0%
% of FP17s for the same patient ID Re-attending between 3 & 9 months - Children	570	869	65.6%	61.5%	60.6%	58.3%
% of FP17s for the same patient ID Re-attending between 3 & 9 months - Adults	1,206	1,786	67.5%	52.1%	51.6%	50.3%
% of FP17s for Band 1 Urgent Courses	192	2,599	7.4%	8.3%	9.5%	9.1%
% of FP17s Relating to Free Repair or Replacements	58	2,599	2.2%	0.8%	0.7%	0.8%
% of FP17s Relating to Continuations	15	2,599	0.6%	1.2%	1.0%	1.0%
% of Patients satisfied with the dentistry they have received	3	4	N/A	91.4%	92.0%	91.5%
% of Patients satisfied with the time they had to wait for an appointment	3	4	N/A	88.6%	88.1%	87.9%

* This is based on patients treated on this contract for their most recent course of treatment. Figures in italics indicate the base number of FP17s or Patient Questionnaire responses are less than 100. N/A is shown where the base number of responses is less than 10 during the period. % is calculated as Quantity/Base number*100

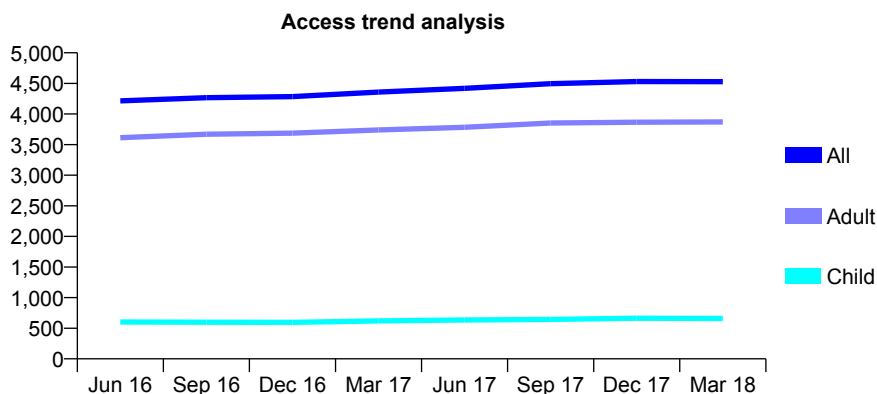
Q65 - Vital Signs At a Glance Contract Report for 151416/0001 - Year end March 2018

Name or company name	Mr AG Behanan
Contract type name	GDS Contract
Purpose of contract	General
Contract start date	01/09/2013
Contract end date	

17/18 Contracted general activity (UDA)	16,000
Carry forward general activity (UDA)	-167
17/18 Contracted orthodontic activity (UOA)	0
Carry forward orthodontic activity (UOA)	0
Baseline contract value	£344,607.25

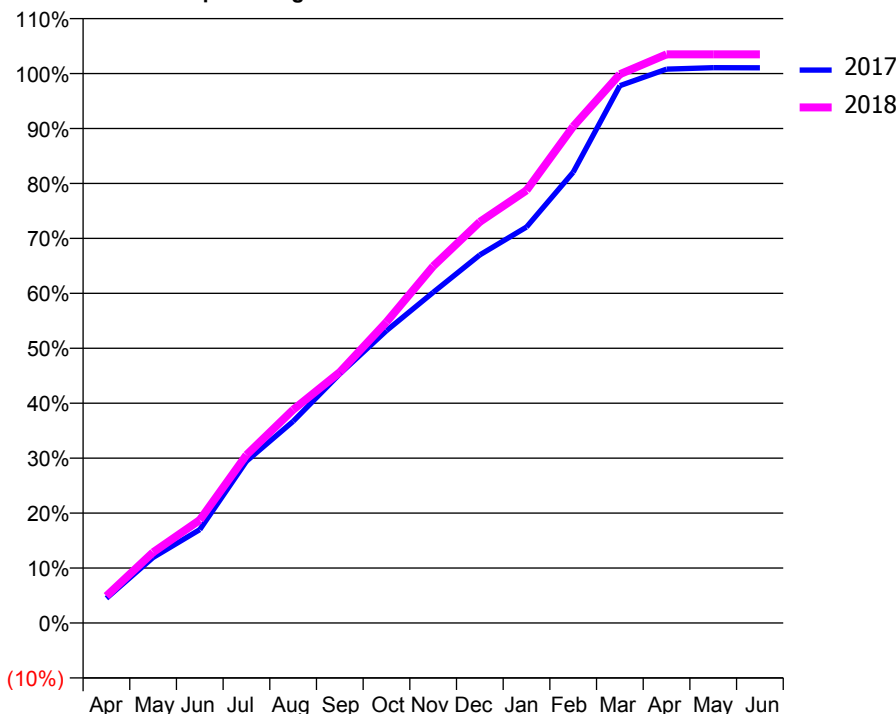
ACCESS*

Patients seen in 24 months	Total	Change since previous quarter
Quarter ending March 2017	4,359	
Quarter ending June 2017	4,419	→
Quarter ending September 2017	4,496	→
Quarter ending December 2017	4,530	→
Quarter ending March 2018	4,529	→
Variance since March 2017	3.9%	↑



ACTIVITY

Cumulative percentage of contracted UDA delivered 2017 & 2018



Month	Adjusted Scheduled Activity (UDA)	
	2017	2018
April	720	788
May	1,908	2,061
June	2,720	3,001
July	4,712	4,895
August	5,873	6,211
September	7,254	7,305
October	8,514	8,766
November	9,627	10,389
December	10,718	11,680
January	11,528	12,596
February	13,125	14,458
March	15,646	15,978
April	16,128	16,560
May	16,168	16,558
June	16,167	16,556

QUALITY

	Quantity	Base Number	Contract	AT	Region	England
% of FP17s for the same patient ID Re-attending within 3 months - Children	92	872	10.6%	9.8%	11.5%	11.9%
% of FP17s for the same patient ID Re-attending within 3 months - Adults	910	5,422	16.8%	14.4%	15.9%	16.0%
% of FP17s for the same patient ID Re-attending between 3 & 9 months - Children	436	872	50.0%	61.5%	60.6%	58.3%
% of FP17s for the same patient ID Re-attending between 3 & 9 months - Adults	2,851	5,422	52.6%	52.1%	51.6%	50.3%
% of FP17s for Band 1 Urgent Courses	588	6,340	9.3%	8.3%	9.5%	9.1%
% of FP17s Relating to Free Repair or Replacements	107	6,340	1.7%	0.8%	0.7%	0.8%
% of FP17s Relating to Continuations	53	6,340	0.8%	1.2%	1.0%	1.0%
% of Patients satisfied with the dentistry they have received	26	26	100.0%	91.4%	92.0%	91.5%
% of Patients satisfied with the time they had to wait for an appointment	26	26	100.0%	88.6%	88.1%	87.9%

* This is based on patients treated on this contract for their most recent course of treatment. Figures in italics indicate the base number of FP17s or Patient Questionnaire responses are less than 100. N/A is shown where the base number of responses is less than 10 during the period. % is calculated as Quantity/Base number*100

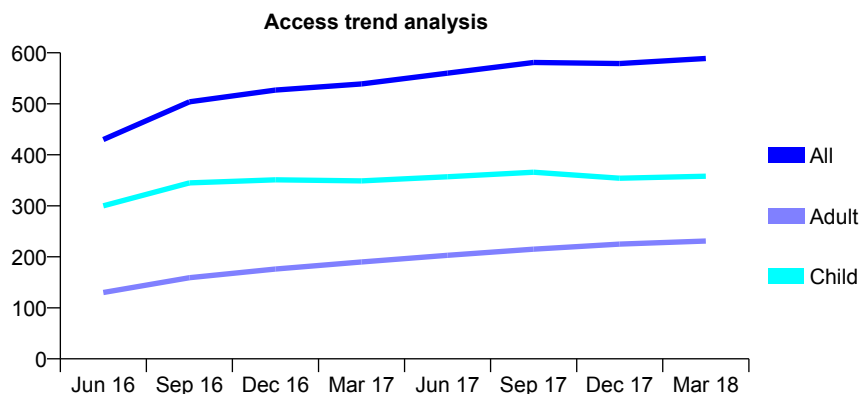
Q65 - Vital Signs At a Glance Contract Report for 152277/0001 - Year end March 2018

Name or company name	Myridakis and Myridaki
Contract type name	GDS Contract
Purpose of contract	General
Contract start date	17/12/2015
Contract end date	

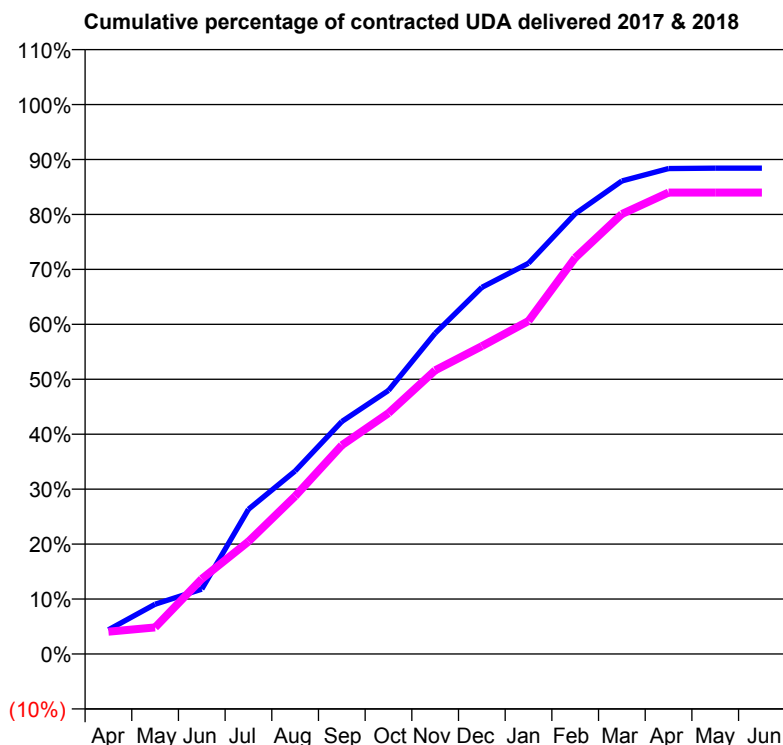
17/18 Contracted general activity (UDA)	1,800
Carry forward general activity (UDA)	0
17/18 Contracted orthodontic activity (UOA)	0
Carry forward orthodontic activity (UOA)	0
Baseline contract value	£38,746.28

ACCESS*

Patients seen in 24 months	Total	Change since previous quarter
Quarter ending March 2017	539	
Quarter ending June 2017	560	↑
Quarter ending September 2017	581	↑
Quarter ending December 2017	579	→
Quarter ending March 2018	589	→
Variance since March 2017	9.3%	↑



ACTIVITY



Month	Adjusted Scheduled Activity (UDA)	
	2017	2018
April	79	73
May	163	87
June	213	246
July	474	369
August	599	517
September	762	684
October	863	789
November	1,051	929
December	1,201	1,008
January	1,280	1,091
February	1,442	1,298
March	1,549	1,441
April	1,590	1,512
May	1,591	1,512
June	1,591	1,512

QUALITY

	Quantity	Base Number	Contract	AT	Region	England
% of FP17s for the same patient ID Re-attending within 3 months - Children	40	540	7.4%	9.8%	11.5%	11.9%
% of FP17s for the same patient ID Re-attending within 3 months - Adults	24	247	9.7%	14.4%	15.9%	16.0%
% of FP17s for the same patient ID Re-attending between 3 & 9 months - Children	316	540	58.5%	61.5%	60.6%	58.3%
% of FP17s for the same patient ID Re-attending between 3 & 9 months - Adults	147	247	59.5%	52.1%	51.6%	50.3%
% of FP17s for Band 1 Urgent Courses	13	803	1.6%	8.3%	9.5%	9.1%
% of FP17s Relating to Free Repair or Replacements	0	803	0.0%	0.8%	0.7%	0.8%
% of FP17s Relating to Continuations	0	803	0.0%	1.2%	1.0%	1.0%
% of Patients satisfied with the dentistry they have received	0	0	N/A	91.4%	92.0%	91.5%
% of Patients satisfied with the time they had to wait for an appointment	0	0	N/A	88.6%	88.1%	87.9%

* This is based on patients treated on this contract for their most recent course of treatment. Figures in italics indicate the base number of FP17s or Patient Questionnaire responses are less than 100. N/A is shown where the base number of responses is less than 10 during the period. % is calculated as Quantity/Base number*100

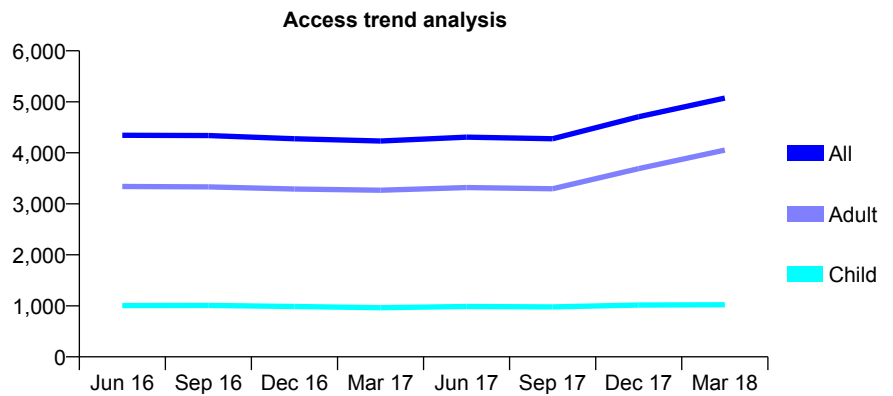
Q65 - Vital Signs At a Glance Contract Report for 153753/0001 - Year end March 2018

Name or company name	Redland Park DS Ltd
Contract type name	GDS Contract
Purpose of contract	General
Contract start date	01/04/2011
Contract end date	

17/18 Contracted general activity (UDA)	13,224
Carry forward general activity (UDA)	-164
17/18 Contracted orthodontic activity (UOA)	0
Carry forward orthodontic activity (UOA)	0
Baseline contract value	£439,035.70

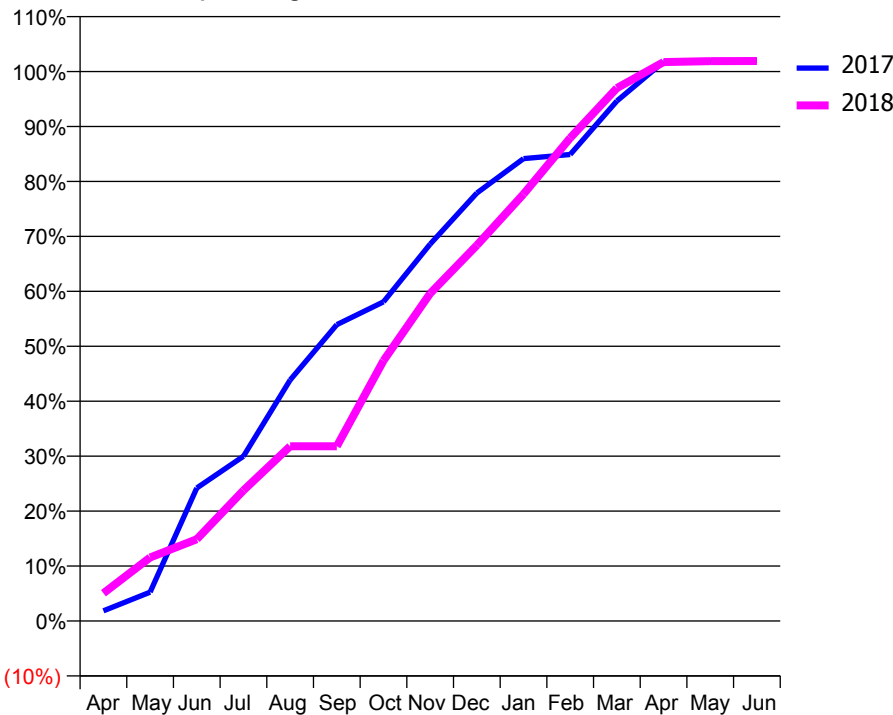
ACCESS*

Patients seen in 24 months	Total	Change since previous quarter
Quarter ending March 2017	4,231	
Quarter ending June 2017	4,307	→
Quarter ending September 2017	4,276	→
Quarter ending December 2017	4,706	↑
Quarter ending March 2018	5,074	↑
Variance since March 2017	19.9%	↑



ACTIVITY

Cumulative percentage of contracted UDA delivered 2017 & 2018



Month	Adjusted Scheduled Activity (UDA)	
	2017	2018
April	153	669
May	432	1,530
June	1,990	1,970
July	2,467	3,144
August	3,607	4,207
September	4,436	4,207
October	4,777	6,264
November	5,640	7,882
December	6,406	9,041
January	6,921	10,274
February	6,982	11,625
March	7,783	12,826
April	8,370	13,452
May	8,380	13,474
June	8,391	13,477

QUALITY

	Quantity	Base Number	Contract	AT	Region	England
% of FP17s for the same patient ID Re-attending within 3 months - Children	77	1,846	4.2%	9.8%	11.5%	11.9%
% of FP17s for the same patient ID Re-attending within 3 months - Adults	817	6,144	13.3%	14.4%	15.9%	16.0%
% of FP17s for the same patient ID Re-attending between 3 & 9 months - Children	1,206	1,846	65.3%	61.5%	60.6%	58.3%
% of FP17s for the same patient ID Re-attending between 3 & 9 months - Adults	2,594	6,144	42.2%	52.1%	51.6%	50.3%
% of FP17s for Band 1 Urgent Courses	840	6,995	12.0%	8.3%	9.5%	9.1%
% of FP17s Relating to Free Repair or Replacements	57	6,995	0.8%	0.8%	0.7%	0.8%
% of FP17s Relating to Continuations	36	6,995	0.5%	1.2%	1.0%	1.0%
% of Patients satisfied with the dentistry they have received	20	20	100.0%	91.4%	92.0%	91.5%
% of Patients satisfied with the time they had to wait for an appointment	19	20	95.0%	88.6%	88.1%	87.9%

* This is based on patients treated on this contract for their most recent course of treatment. Figures in italics indicate the base number of FP17s or Patient Questionnaire responses are less than 100. N/A is shown where the base number of responses is less than 10 during the period. % is calculated as Quantity/Base number*100

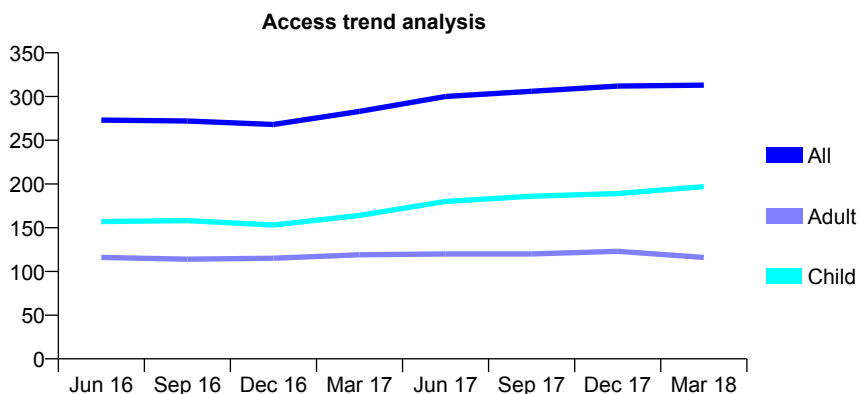
Q65 - Vital Signs At a Glance Contract Report for 154091/0001 - Year end March 2018

Name or company name	RCST Ltd
Contract type name	GDS Contract
Purpose of contract	General
Contract start date	01/10/2012
Contract end date	

17/18 Contracted general activity (UDA)	616
Carry forward general activity (UDA)	0
17/18 Contracted orthodontic activity (UOA)	0
Carry forward orthodontic activity (UOA)	0
Baseline contract value	£14,515.44

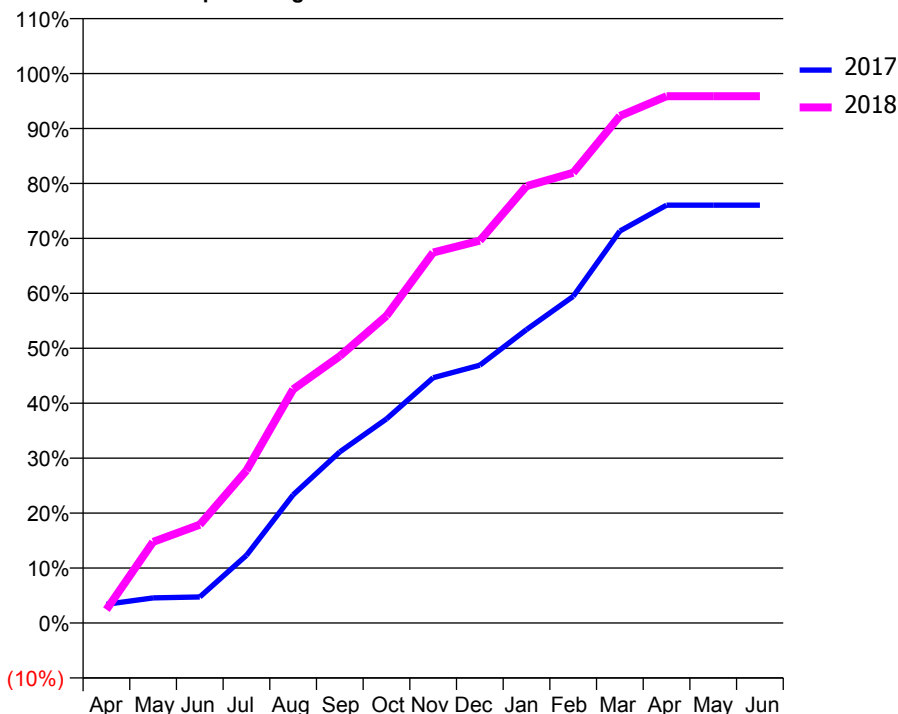
ACCESS*

Patients seen in 24 months	Total	Change since previous quarter
Quarter ending March 2017	283	
Quarter ending June 2017	300	↑
Quarter ending September 2017	306	↑
Quarter ending December 2017	312	→
Quarter ending March 2018	313	→
Variance since March 2017	10.6%	↑



ACTIVITY

Cumulative percentage of contracted UDA delivered 2017 & 2018



Month	Adjusted Scheduled Activity (UDA)	
	2017	2018
April	21	15
May	28	91
June	29	110
July	76	171
August	144	262
September	192	299
October	229	344
November	275	415
December	289	429
January	329	490
February	366	505
March	439	568
April	468	591
May	468	591
June	468	591

QUALITY

	Quantity	Base Number	Contract	AT	Region	England
% of FP17s for the same patient ID Re-attending within 3 months - Children	18	324	5.6%	9.8%	11.5%	11.9%
% of FP17s for the same patient ID Re-attending within 3 months - Adults	11	117	9.4%	14.4%	15.9%	16.0%
% of FP17s for the same patient ID Re-attending between 3 & 9 months - Children	198	324	61.1%	61.5%	60.6%	58.3%
% of FP17s for the same patient ID Re-attending between 3 & 9 months - Adults	53	117	45.3%	52.1%	51.6%	50.3%
% of FP17s for Band 1 Urgent Courses	15	440	3.4%	8.3%	9.5%	9.1%
% of FP17s Relating to Free Repair or Replacements	0	440	0.0%	0.8%	0.7%	0.8%
% of FP17s Relating to Continuations	0	440	0.0%	1.2%	1.0%	1.0%
% of Patients satisfied with the dentistry they have received	1	1	N/A	91.4%	92.0%	91.5%
% of Patients satisfied with the time they had to wait for an appointment	1	1	N/A	88.6%	88.1%	87.9%

* This is based on patients treated on this contract for their most recent course of treatment. Figures in italics indicate the base number of FP17s or Patient Questionnaire responses are less than 100. N/A is shown where the base number of responses is less than 10 during the period. % is calculated as Quantity/Base number*100

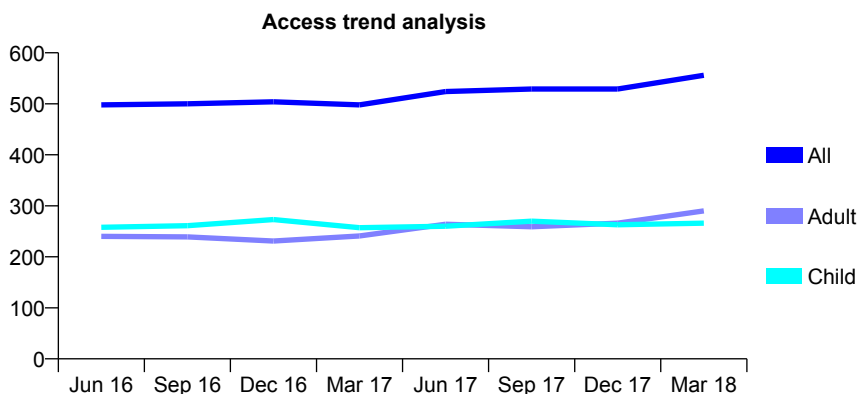
Q65 - Vital Signs At a Glance Contract Report for 158151/0001 - Year end March 2018

Name or company name	The Dental Touch
Contract type name	GDS Contract
Purpose of contract	General
Contract start date	28/02/2011
Contract end date	

17/18 Contracted general activity (UDA)	1,156
Carry forward general activity (UDA)	-1
17/18 Contracted orthodontic activity (UOA)	0
Carry forward orthodontic activity (UOA)	0
Baseline contract value	£31,675.04

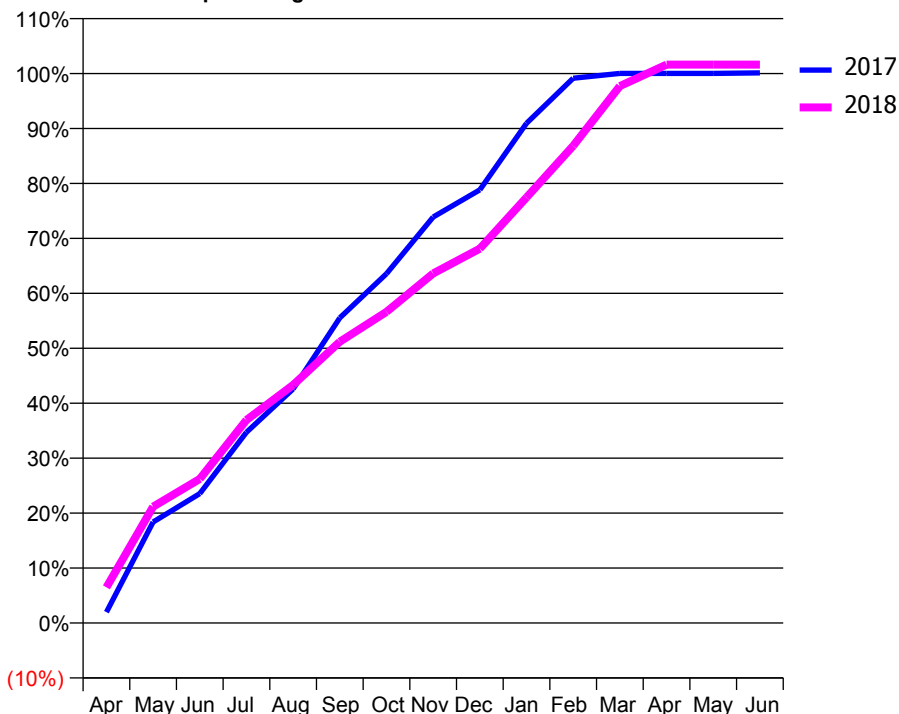
ACCESS*

Patients seen in 24 months	Total	Change since previous quarter
Quarter ending March 2017	498	
Quarter ending June 2017	524	↑
Quarter ending September 2017	529	→
Quarter ending December 2017	529	→
Quarter ending March 2018	556	↑
Variance since March 2017	11.6%	↑



ACTIVITY

Cumulative percentage of contracted UDA delivered 2017 & 2018



Month	Adjusted Scheduled Activity (UDA)	
	2017	2018
April	23	75
May	213	245
June	272	303
July	401	427
August	493	501
September	642	592
October	735	655
November	854	735
December	911	788
January	1,051	895
February	1,146	1,004
March	1,156	1,129
April	1,156	1,175
May	1,156	1,175
June	1,157	1,175

QUALITY

	Quantity	Base Number	Contract	AT	Region	England
% of FP17s for the same patient ID Re-attending within 3 months - Children	30	443	6.8%	9.8%	11.5%	11.9%
% of FP17s for the same patient ID Re-attending within 3 months - Adults	15	246	6.1%	14.4%	15.9%	16.0%
% of FP17s for the same patient ID Re-attending between 3 & 9 months - Children	291	443	65.7%	61.5%	60.6%	58.3%
% of FP17s for the same patient ID Re-attending between 3 & 9 months - Adults	70	246	28.5%	52.1%	51.6%	50.3%
% of FP17s for Band 1 Urgent Courses	33	708	4.7%	8.3%	9.5%	9.1%
% of FP17s Relating to Free Repair or Replacements	0	708	0.0%	0.8%	0.7%	0.8%
% of FP17s Relating to Continuations	7	708	1.0%	1.2%	1.0%	1.0%
% of Patients satisfied with the dentistry they have received	0	0	N/A	91.4%	92.0%	91.5%
% of Patients satisfied with the time they had to wait for an appointment	0	0	N/A	88.6%	88.1%	87.9%

* This is based on patients treated on this contract for their most recent course of treatment. Figures in italics indicate the base number of FP17s or Patient Questionnaire responses are less than 100. N/A is shown where the base number of responses is less than 10 during the period. % is calculated as Quantity/Base number*100

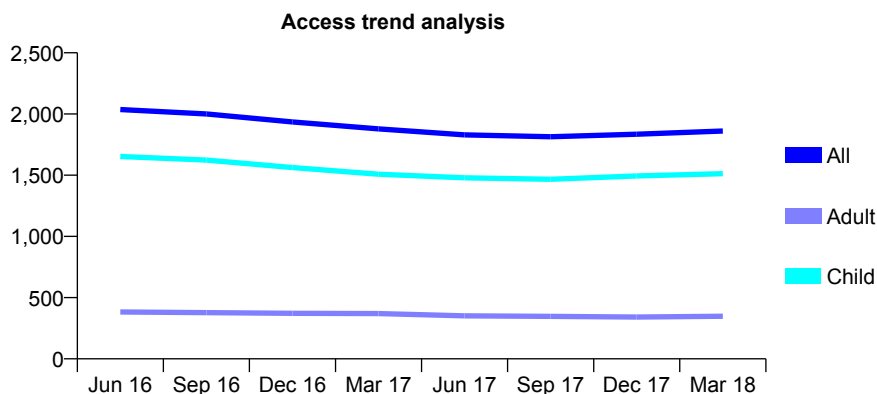
Q65 - Vital Signs At a Glance Contract Report for 159808/0001 - Year end March 2018

Name or company name	Redland Dental Practice
Contract type name	GDS Contract
Purpose of contract	General
Contract start date	01/04/2006
Contract end date	

17/18 Contracted general activity (UDA)	5,000
Carry forward general activity (UDA)	0
17/18 Contracted orthodontic activity (UOA)	0
Carry forward orthodontic activity (UOA)	0
Baseline contract value	£124,812.30

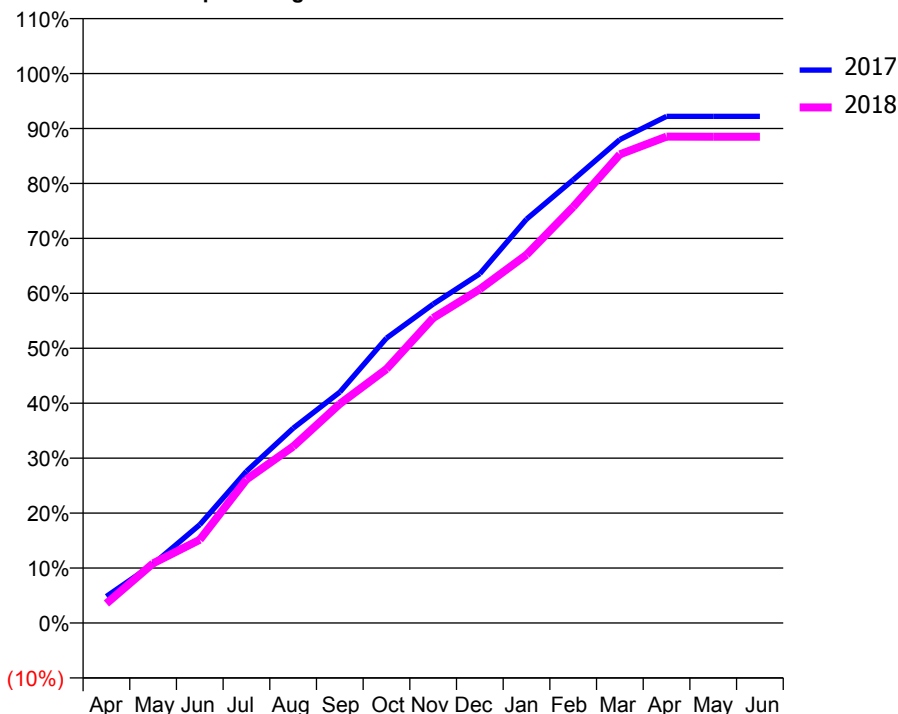
ACCESS*

Patients seen in 24 months	Total	Change since previous quarter
Quarter ending March 2017	1,878	
Quarter ending June 2017	1,830	↓
Quarter ending September 2017	1,814	→
Quarter ending December 2017	1,835	→
Quarter ending March 2018	1,861	→
Variance since March 2017	(0.9%)	→



ACTIVITY

Cumulative percentage of contracted UDA delivered 2017 & 2018



Month	Adjusted Scheduled Activity (UDA)	
	2017	2018
April	242	178
May	536	543
June	895	758
July	1,380	1,307
August	1,772	1,606
September	2,101	1,994
October	2,592	2,311
November	2,902	2,775
December	3,179	3,037
January	3,675	3,351
February	4,032	3,787
March	4,399	4,264
April	4,610	4,426
May	4,610	4,425
June	4,610	4,425

QUALITY

	Quantity	Base Number	Contract	AT	Region	England
% of FP17s for the same patient ID Re-attending within 3 months - Children	158	2,305	6.9%	9.8%	11.5%	11.9%
% of FP17s for the same patient ID Re-attending within 3 months - Adults	51	270	18.9%	14.4%	15.9%	16.0%
% of FP17s for the same patient ID Re-attending between 3 & 9 months - Children	1,421	2,305	61.6%	61.5%	60.6%	58.3%
% of FP17s for the same patient ID Re-attending between 3 & 9 months - Adults	145	270	53.7%	52.1%	51.6%	50.3%
% of FP17s for Band 1 Urgent Courses	85	2,575	3.3%	8.3%	9.5%	9.1%
% of FP17s Relating to Free Repair or Replacements	0	2,575	0.0%	0.8%	0.7%	0.8%
% of FP17s Relating to Continuations	21	2,575	0.8%	1.2%	1.0%	1.0%
% of Patients satisfied with the dentistry they have received	0	0	N/A	91.4%	92.0%	91.5%
% of Patients satisfied with the time they had to wait for an appointment	0	0	N/A	88.6%	88.1%	87.9%

* This is based on patients treated on this contract for their most recent course of treatment. Figures in italics indicate the base number of FP17s or Patient Questionnaire responses are less than 100. N/A is shown where the base number of responses is less than 10 during the period. % is calculated as Quantity/Base number*100

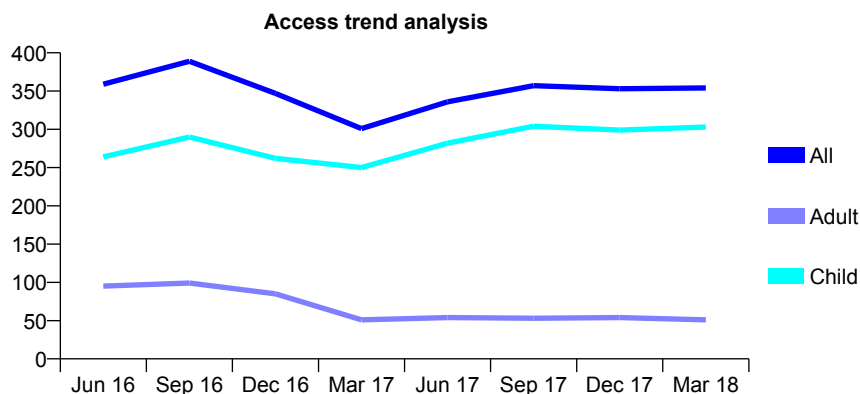
Q65 - Vital Signs At a Glance Contract Report for 161136/0001 - Year end March 2018

Name or company name	Straight & Bright Dental LTD
Contract type name	PDS Contract
Purpose of contract	General and Orthodontic
Contract start date	01/04/2011
Contract end date	31/03/2021

17/18 Contracted general activity (UDA)	388
Carry forward general activity (UDA)	10
17/18 Contracted orthodontic activity (UOA)	6,957
Carry forward orthodontic activity (UOA)	0
Baseline contract value	£508,763.47

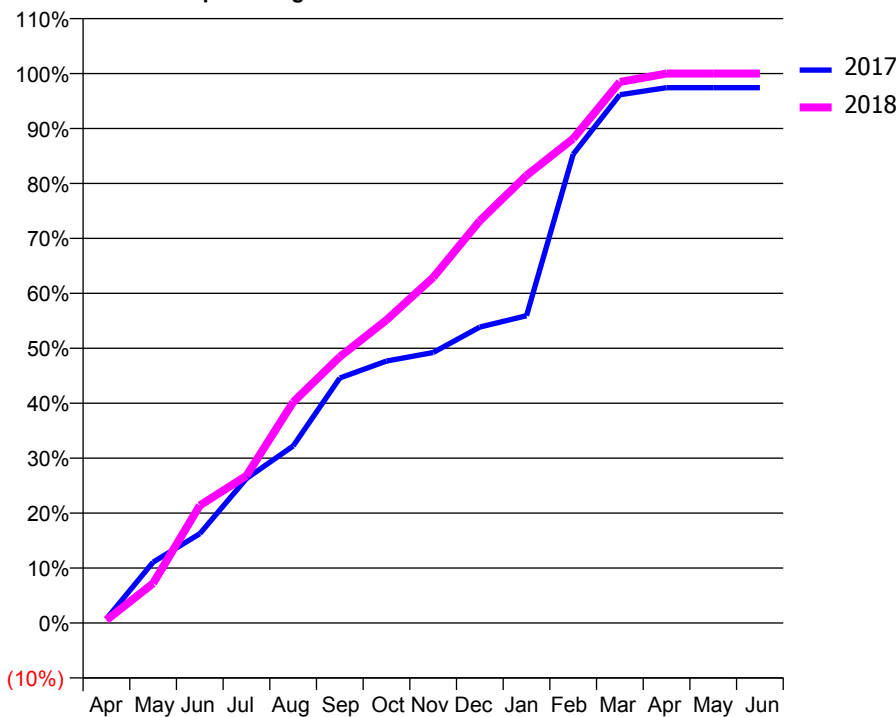
ACCESS*

Patients seen in 24 months	Total	Change since previous quarter
Quarter ending March 2017	301	
Quarter ending June 2017	336	↑
Quarter ending September 2017	357	↑
Quarter ending December 2017	353	↓
Quarter ending March 2018	354	→
Variance since March 2017	17.6%	↑



ACTIVITY

Cumulative percentage of contracted UDA delivered 2017 & 2018



Month	Adjusted Scheduled Activity (UDA)	
	2017	2018
April	3	2
May	43	28
June	63	83
July	102	104
August	125	156
September	173	188
October	185	214
November	191	244
December	209	284
January	217	316
February	331	342
March	373	382
April	378	388
May	378	388
June	378	388

QUALITY

	Quantity	Base Number	Contract	AT	Region	England
% of FP17s for the same patient ID Re-attending within 3 months - Children	71	1,480	4.8%	9.8%	11.5%	11.9%
% of FP17s for the same patient ID Re-attending within 3 months - Adults	0	47	0.0%	14.4%	15.9%	16.0%
% of FP17s for the same patient ID Re-attending between 3 & 9 months - Children	92	1,480	6.2%	61.5%	60.6%	58.3%
% of FP17s for the same patient ID Re-attending between 3 & 9 months - Adults	4	47	8.5%	52.1%	51.6%	50.3%
% of FP17s for Band 1 Urgent Courses	0	224	0.0%	8.3%	9.5%	9.1%
% of FP17s Relating to Free Repair or Replacements	0	224	0.0%	0.8%	0.7%	0.8%
% of FP17s Relating to Continuations	0	224	0.0%	1.2%	1.0%	1.0%
% of Patients satisfied with the dentistry they have received	0	0	N/A	91.4%	92.0%	91.5%
% of Patients satisfied with the time they had to wait for an appointment	0	0	N/A	88.6%	88.1%	87.9%

* This is based on patients treated on this contract for their most recent course of treatment. Figures in italics indicate the base number of FP17s or Patient Questionnaire responses are less than 100. N/A is shown where the base number of responses is less than 10 during the period. % is calculated as Quantity/Base number*100

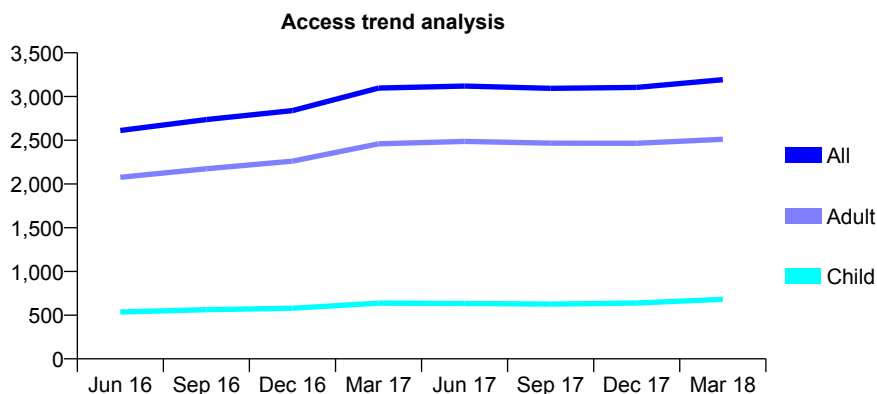
Q65 - Vital Signs At a Glance Contract Report for 162493/0001 - Year end March 2018

Name or company name	Honeycomb Dental Clinic
Contract type name	GDS Contract
Purpose of contract	General
Contract start date	01/03/2015
Contract end date	

17/18 Contracted general activity (UDA)	11,478
Carry forward general activity (UDA)	226
17/18 Contracted orthodontic activity (UOA)	0
Carry forward orthodontic activity (UOA)	0
Baseline contract value	£255,514.79

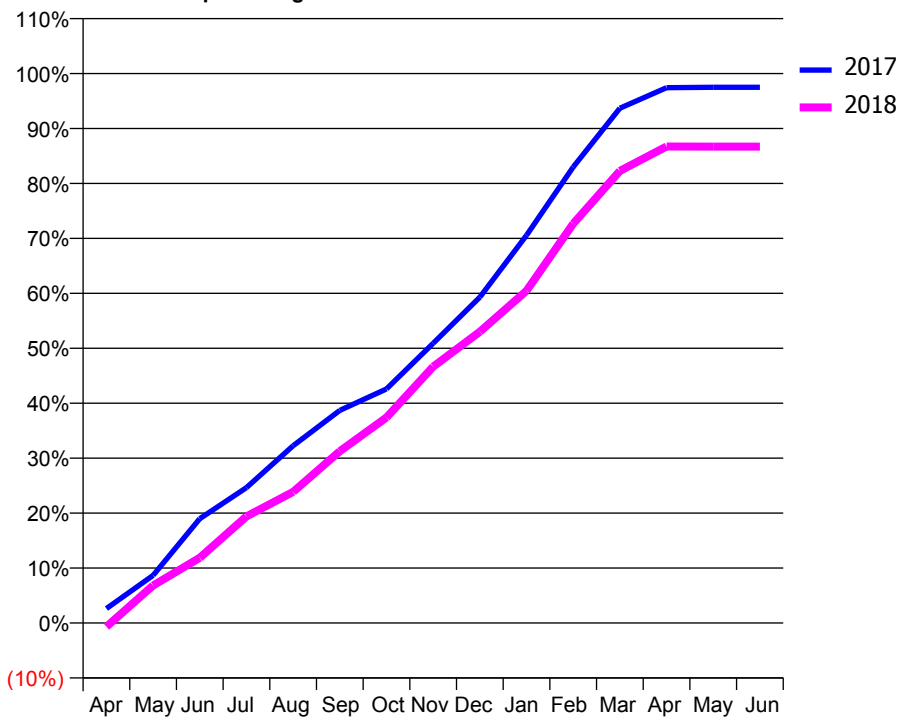
ACCESS*

Patients seen in 24 months	Total	Change since previous quarter
Quarter ending March 2017	3,096	
Quarter ending June 2017	3,120	→
Quarter ending September 2017	3,093	→
Quarter ending December 2017	3,104	→
Quarter ending March 2018	3,192	↑
Variance since March 2017	3.1%	↑



ACTIVITY

Cumulative percentage of contracted UDA delivered 2017 & 2018



Month	Adjusted Scheduled Activity (UDA)	
	2017	2018
April	237	-81
May	778	784
June	1,704	1,363
July	2,212	2,228
August	2,897	2,741
September	3,474	3,588
October	3,826	4,295
November	4,571	5,354
December	5,323	6,084
January	6,335	6,940
February	7,451	8,342
March	8,411	9,443
April	8,747	9,954
May	8,752	9,952
June	8,752	9,952

QUALITY

	Quantity	Base Number	Contract	AT	Region	England
% of FP17s for the same patient ID Re-attending within 3 months - Children	52	1,033	5.0%	9.8%	11.5%	11.9%
% of FP17s for the same patient ID Re-attending within 3 months - Adults	559	3,637	15.4%	14.4%	15.9%	16.0%
% of FP17s for the same patient ID Re-attending between 3 & 9 months - Children	647	1,033	62.6%	61.5%	60.6%	58.3%
% of FP17s for the same patient ID Re-attending between 3 & 9 months - Adults	2,064	3,637	56.8%	52.1%	51.6%	50.3%
% of FP17s for Band 1 Urgent Courses	319	4,756	6.7%	8.3%	9.5%	9.1%
% of FP17s Relating to Free Repair or Replacements	87	4,756	1.8%	0.8%	0.7%	0.8%
% of FP17s Relating to Continuations	8	4,756	0.2%	1.2%	1.0%	1.0%
% of Patients satisfied with the dentistry they have received	5	6	N/A	91.4%	92.0%	91.5%
% of Patients satisfied with the time they had to wait for an appointment	3	6	N/A	88.6%	88.1%	87.9%

* This is based on patients treated on this contract for their most recent course of treatment. Figures in italics indicate the base number of FP17s or Patient Questionnaire responses are less than 100. N/A is shown where the base number of responses is less than 10 during the period. % is calculated as Quantity/Base number*100

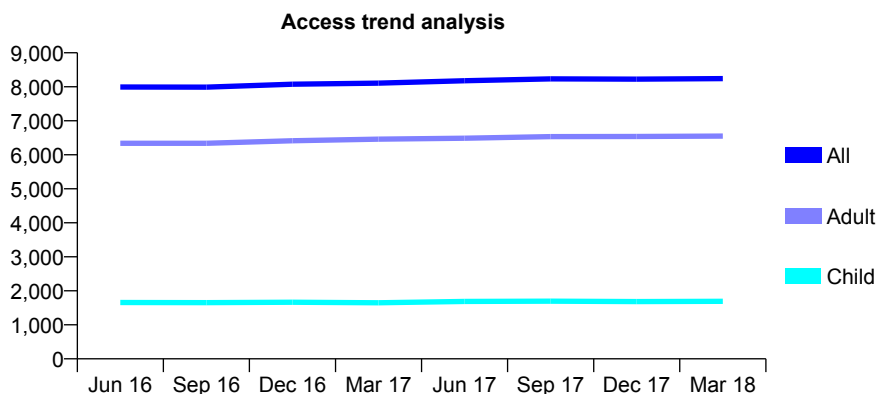
Q65 - Vital Signs At a Glance Contract Report for 163341/0001 - Year end March 2018

Name or company name	The Ile Dental Centre Ltd
Contract type name	GDS Contract
Purpose of contract	General
Contract start date	01/05/2012
Contract end date	

17/18 Contracted general activity (UDA)	23,500
Carry forward general activity (UDA)	-331
17/18 Contracted orthodontic activity (UOA)	0
Carry forward orthodontic activity (UOA)	0
Baseline contract value	£529,776.56

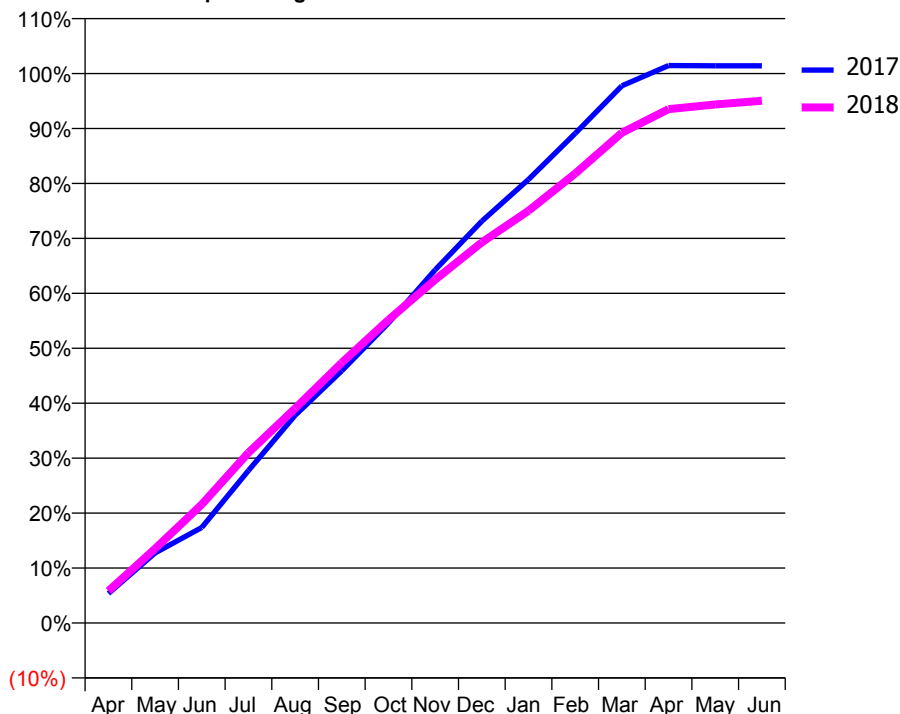
ACCESS*

Patients seen in 24 months	Total	Change since previous quarter
Quarter ending March 2017	8,108	
Quarter ending June 2017	8,178	→
Quarter ending September 2017	8,232	→
Quarter ending December 2017	8,225	→
Quarter ending March 2018	8,243	→
Variance since March 2017	1.7%	→



ACTIVITY

Cumulative percentage of contracted UDA delivered 2017 & 2018



Month	Adjusted Scheduled Activity (UDA)	
	2017	2018
April	1,264	1,370
May	2,994	3,180
June	4,089	5,073
July	6,524	7,287
August	8,884	9,179
September	10,789	11,134
October	12,829	12,966
November	15,106	14,680
December	17,187	16,278
January	18,969	17,631
February	20,940	19,219
March	22,972	20,968
April	23,842	21,977
May	23,831	22,175
June	23,831	22,336

QUALITY

	Quantity	Base Number	Contract	AT	Region	England
% of FP17s for the same patient ID Re-attending within 3 months - Children	222	2,740	8.1%	9.8%	11.5%	11.9%
% of FP17s for the same patient ID Re-attending within 3 months - Adults	1,525	9,492	16.1%	14.4%	15.9%	16.0%
% of FP17s for the same patient ID Re-attending between 3 & 9 months - Children	1,885	2,740	68.8%	61.5%	60.6%	58.3%
% of FP17s for the same patient ID Re-attending between 3 & 9 months - Adults	5,205	9,492	54.8%	52.1%	51.6%	50.3%
% of FP17s for Band 1 Urgent Courses	1,048	12,612	8.3%	8.3%	9.5%	9.1%
% of FP17s Relating to Free Repair or Replacements	158	12,612	1.3%	0.8%	0.7%	0.8%
% of FP17s Relating to Continuations	165	12,612	1.3%	1.2%	1.0%	1.0%
% of Patients satisfied with the dentistry they have received	12	13	92.3%	91.4%	92.0%	91.5%
% of Patients satisfied with the time they had to wait for an appointment	12	13	92.3%	88.6%	88.1%	87.9%

* This is based on patients treated on this contract for their most recent course of treatment. Figures in italics indicate the base number of FP17s or Patient Questionnaire responses are less than 100. N/A is shown where the base number of responses is less than 10 during the period. % is calculated as Quantity/Base number*100

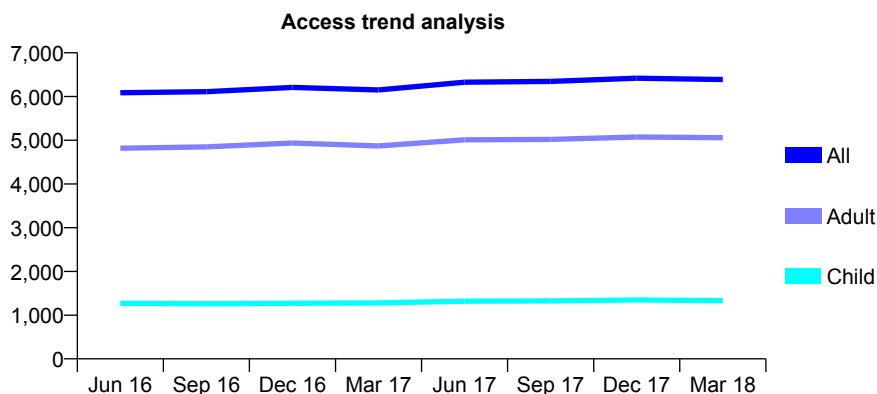
Q65 - Vital Signs At a Glance Contract Report for 163341/0002 - Year end March 2018

Name or company name	The Ile Dental Centre Ltd
Contract type name	GDS Contract
Purpose of contract	General
Contract start date	01/05/2012
Contract end date	

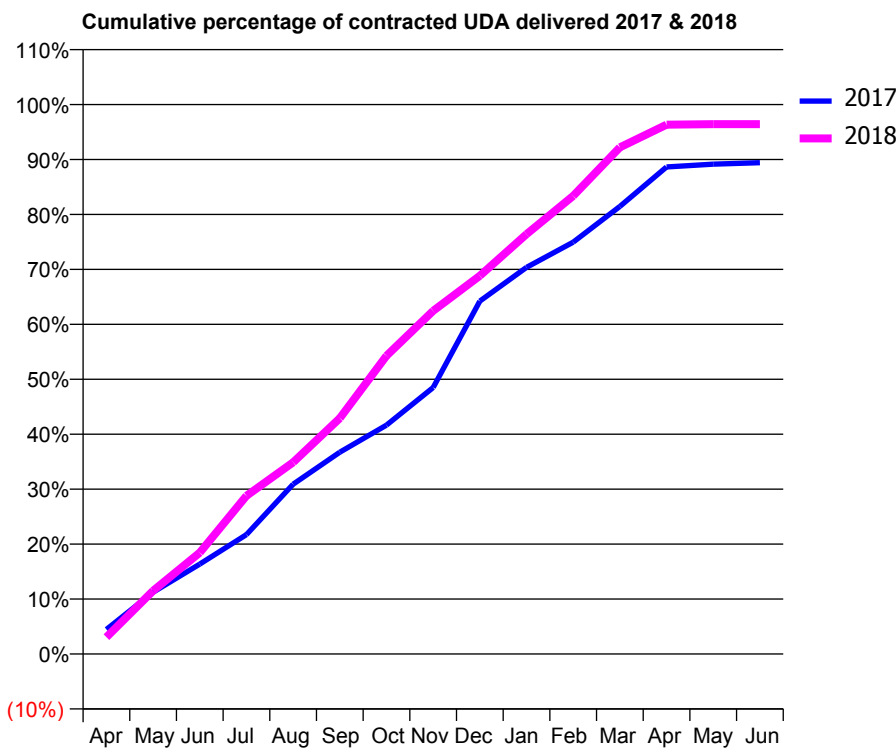
17/18 Contracted general activity (UDA)	17,000
Carry forward general activity (UDA)	0
17/18 Contracted orthodontic activity (UOA)	0
Carry forward orthodontic activity (UOA)	0
Baseline contract value	£434,112.87

ACCESS*

Patients seen in 24 months	Total	Change since previous quarter
Quarter ending March 2017	6,150	
Quarter ending June 2017	6,328	↑
Quarter ending September 2017	6,345	→
Quarter ending December 2017	6,420	→
Quarter ending March 2018	6,389	→
Variance since March 2017	3.9%	↑



ACTIVITY



Month	Adjusted Scheduled Activity (UDA)	
	2017	2018
April	834	523
May	2,102	1,958
June	3,057	3,136
July	4,057	4,896
August	5,773	5,929
September	6,860	7,294
October	7,780	9,228
November	9,059	10,617
December	11,991	11,701
January	13,138	12,990
February	13,999	14,172
March	15,209	15,673
April	16,553	16,378
May	16,646	16,393
June	16,697	16,393

QUALITY

	Quantity	Base Number	Contract	AT	Region	England
% of FP17s for the same patient ID Re-attending within 3 months - Children	148	2,140	6.9%	9.8%	11.5%	11.9%
% of FP17s for the same patient ID Re-attending within 3 months - Adults	1,302	8,175	15.9%	14.4%	15.9%	16.0%
% of FP17s for the same patient ID Re-attending between 3 & 9 months - Children	1,424	2,140	66.5%	61.5%	60.6%	58.3%
% of FP17s for the same patient ID Re-attending between 3 & 9 months - Adults	4,807	8,175	58.8%	52.1%	51.6%	50.3%
% of FP17s for Band 1 Urgent Courses	1,054	9,848	10.7%	8.3%	9.5%	9.1%
% of FP17s Relating to Free Repair or Replacements	83	9,848	0.8%	0.8%	0.7%	0.8%
% of FP17s Relating to Continuations	29	9,848	0.3%	1.2%	1.0%	1.0%
% of Patients satisfied with the dentistry they have received	22	24	91.7%	91.4%	92.0%	91.5%
% of Patients satisfied with the time they had to wait for an appointment	21	24	87.5%	88.6%	88.1%	87.9%

* This is based on patients treated on this contract for their most recent course of treatment. Figures in italics indicate the base number of FP17s or Patient Questionnaire responses are less than 100. N/A is shown where the base number of responses is less than 10 during the period. % is calculated as Quantity/Base number*100

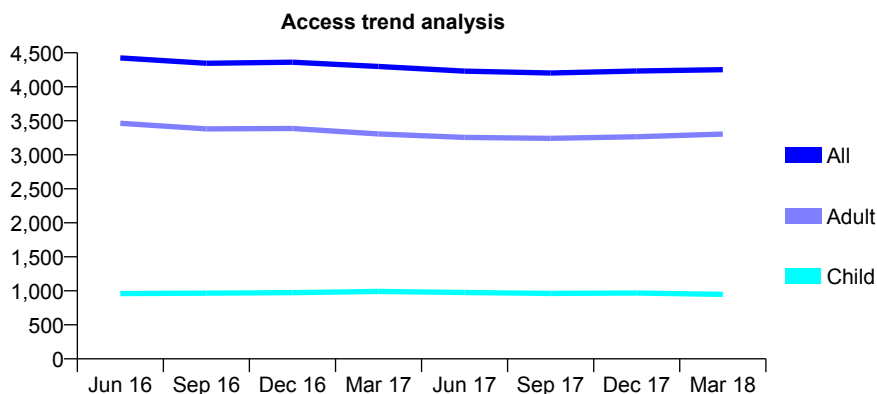
Q65 - Vital Signs At a Glance Contract Report for 163341/0003 - Year end March 2018

Name or company name	The Ile Dental Centre Ltd
Contract type name	GDS Contract
Purpose of contract	General
Contract start date	01/05/2012
Contract end date	

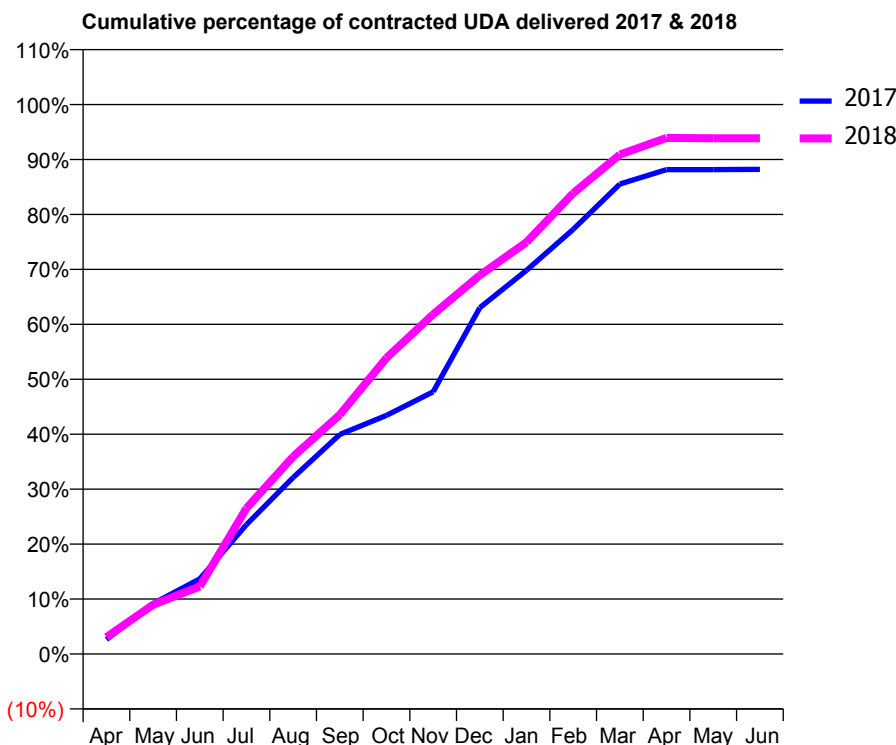
17/18 Contracted general activity (UDA)	13,200
Carry forward general activity (UDA)	0
17/18 Contracted orthodontic activity (UOA)	0
Carry forward orthodontic activity (UOA)	0
Baseline contract value	£337,195.06

ACCESS*

Patients seen in 24 months	Total	Change since previous quarter
Quarter ending March 2017	4,299	
Quarter ending June 2017	4,230	↓
Quarter ending September 2017	4,203	→
Quarter ending December 2017	4,233	→
Quarter ending March 2018	4,252	→
Variance since March 2017	(1.1%)	↓



ACTIVITY



Month	Adjusted Scheduled Activity (UDA)	
	2017	2018
April	367	407
May	1,285	1,184
June	1,913	1,622
July	3,298	3,501
August	4,495	4,744
September	5,592	5,748
October	6,081	7,113
November	6,682	8,161
December	8,824	9,099
January	9,777	9,893
February	10,821	11,068
March	11,972	11,997
April	12,342	12,399
May	12,341	12,388
June	12,347	12,388

QUALITY

	Quantity	Base Number	Contract	AT	Region	England
% of FP17s for the same patient ID Re-attending within 3 months - Children	149	1,377	10.8%	9.8%	11.5%	11.9%
% of FP17s for the same patient ID Re-attending within 3 months - Adults	858	4,927	17.4%	14.4%	15.9%	16.0%
% of FP17s for the same patient ID Re-attending between 3 & 9 months - Children	819	1,377	59.5%	61.5%	60.6%	58.3%
% of FP17s for the same patient ID Re-attending between 3 & 9 months - Adults	2,830	4,927	57.4%	52.1%	51.6%	50.3%
% of FP17s for Band 1 Urgent Courses	615	6,288	9.8%	8.3%	9.5%	9.1%
% of FP17s Relating to Free Repair or Replacements	38	6,288	0.6%	0.8%	0.7%	0.8%
% of FP17s Relating to Continuations	64	6,288	1.0%	1.2%	1.0%	1.0%
% of Patients satisfied with the dentistry they have received	6	7	N/A	91.4%	92.0%	91.5%
% of Patients satisfied with the time they had to wait for an appointment	7	7	N/A	88.6%	88.1%	87.9%

* This is based on patients treated on this contract for their most recent course of treatment. Figures in italics indicate the base number of FP17s or Patient Questionnaire responses are less than 100. N/A is shown where the base number of responses is less than 10 during the period. % is calculated as Quantity/Base number*100

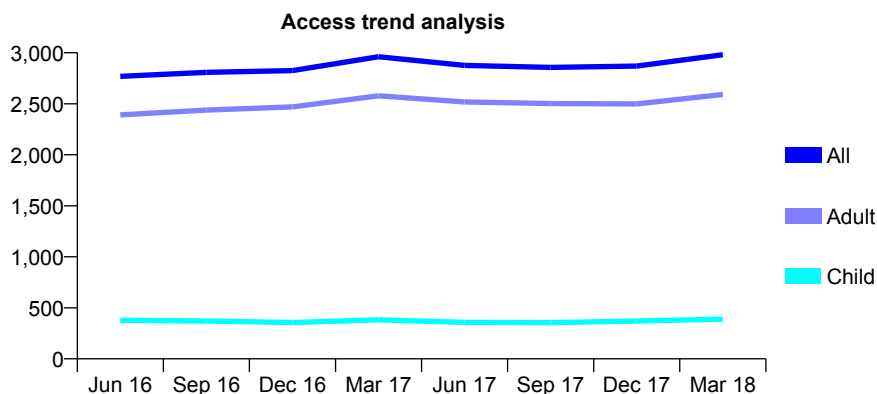
Q65 - Vital Signs At a Glance Contract Report for 165573/0001 - Year end March 2018

Name or company name	Dentaz Limited
Contract type name	GDS Contract
Purpose of contract	General
Contract start date	01/04/2015
Contract end date	

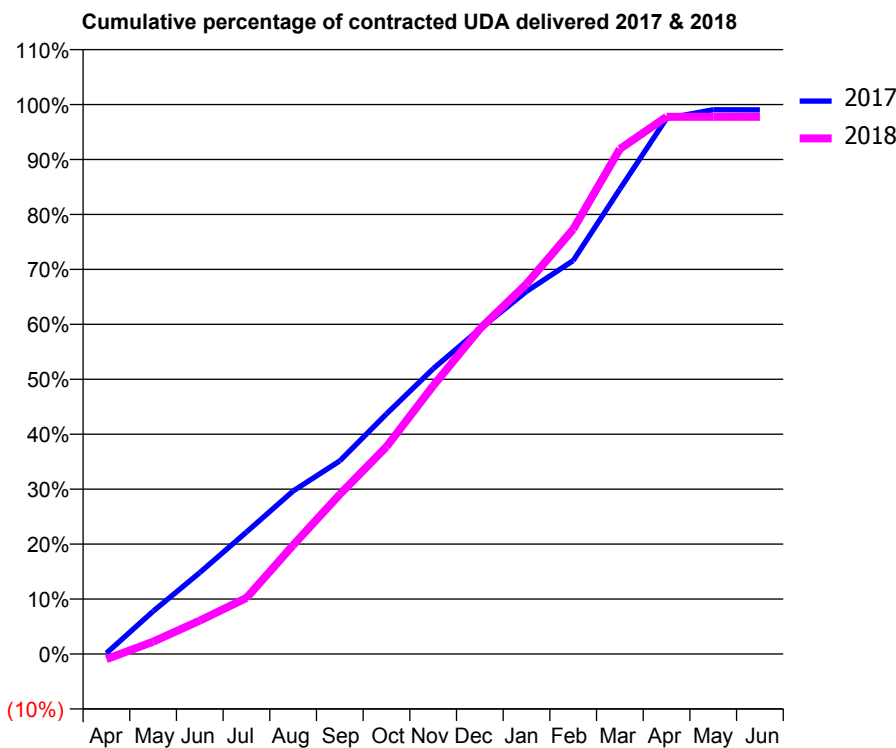
17/18 Contracted general activity (UDA)	9,500
Carry forward general activity (UDA)	92
17/18 Contracted orthodontic activity (UOA)	0
Carry forward orthodontic activity (UOA)	0
Baseline contract value	£237,327.39

ACCESS*

Patients seen in 24 months	Total	Change since previous quarter
Quarter ending March 2017	2,962	
Quarter ending June 2017	2,876	↓
Quarter ending September 2017	2,857	→
Quarter ending December 2017	2,870	→
Quarter ending March 2018	2,981	↑
Variance since March 2017	0.6%	→



ACTIVITY



Month	Adjusted Scheduled Activity (UDA)	
	2017	2018
April	16	-92
May	738	213
June	1,408	578
July	2,109	969
August	2,819	1,881
September	3,338	2,761
October	4,151	3,584
November	4,931	4,638
December	5,619	5,621
January	6,270	6,398
February	6,802	7,343
March	8,037	8,730
April	9,259	9,286
May	9,409	9,286
June	9,408	9,286

QUALITY

	Quantity	Base Number	Contract	AT	Region	England
% of FP17s for the same patient ID Re-attending within 3 months - Children	22	595	3.7%	9.8%	11.5%	11.9%
% of FP17s for the same patient ID Re-attending within 3 months - Adults	403	3,680	11.0%	14.4%	15.9%	16.0%
% of FP17s for the same patient ID Re-attending between 3 & 9 months - Children	349	595	58.7%	61.5%	60.6%	58.3%
% of FP17s for the same patient ID Re-attending between 3 & 9 months - Adults	1,751	3,680	47.6%	52.1%	51.6%	50.3%
% of FP17s for Band 1 Urgent Courses	150	3,942	3.8%	8.3%	9.5%	9.1%
% of FP17s Relating to Free Repair or Replacements	28	3,942	0.7%	0.8%	0.7%	0.8%
% of FP17s Relating to Continuations	39	3,942	1.0%	1.2%	1.0%	1.0%
% of Patients satisfied with the dentistry they have received	56	65	86.2%	91.4%	92.0%	91.5%
% of Patients satisfied with the time they had to wait for an appointment	54	65	83.1%	88.6%	88.1%	87.9%

* This is based on patients treated on this contract for their most recent course of treatment. Figures in italics indicate the base number of FP17s or Patient Questionnaire responses are less than 100. N/A is shown where the base number of responses is less than 10 during the period. % is calculated as Quantity/Base number*100

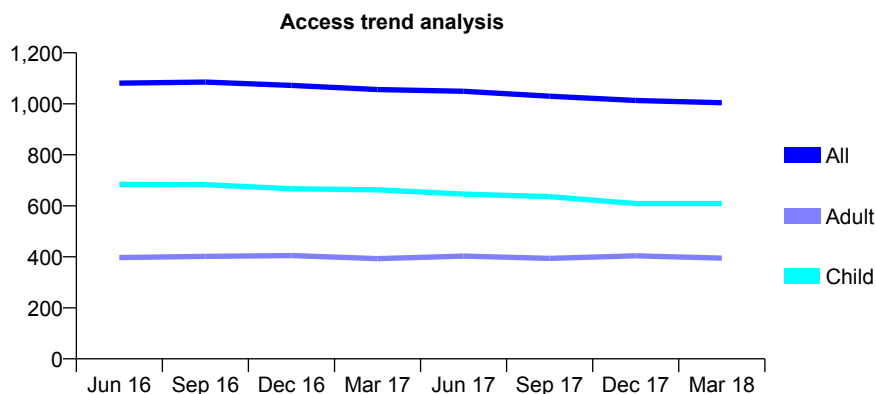
Q65 - Vital Signs At a Glance Contract Report for 167991/0001 - Year end March 2018

Name or company name	Bridge Street Dental Centre
Contract type name	GDS Contract
Purpose of contract	General
Contract start date	01/04/2009
Contract end date	

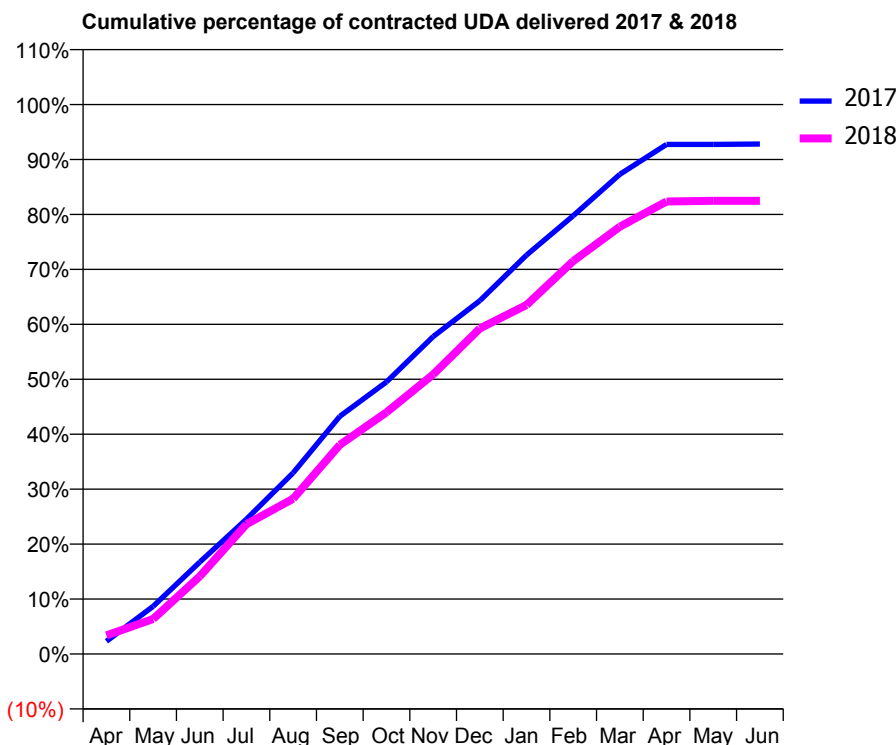
17/18 Contracted general activity (UDA)	2,675
Carry forward general activity (UDA)	0
17/18 Contracted orthodontic activity (UOA)	0
Carry forward orthodontic activity (UOA)	0
Baseline contract value	£58,037.57

ACCESS*

Patients seen in 24 months	Total	Change since previous quarter
Quarter ending March 2017	1,056	
Quarter ending June 2017	1,049	→
Quarter ending September 2017	1,030	↓
Quarter ending December 2017	1,013	↓
Quarter ending March 2018	1,004	→
Variance since March 2017	(4.9%)	↓



ACTIVITY



Month	Adjusted Scheduled Activity (UDA)	
	2017	2018
April	62	90
May	232	171
June	447	378
July	657	632
August	882	756
September	1,157	1,018
October	1,325	1,177
November	1,545	1,361
December	1,720	1,585
January	1,942	1,699
February	2,133	1,913
March	2,336	2,080
April	2,481	2,203
May	2,481	2,206
June	2,483	2,206

QUALITY

	Quantity	Base Number	Contract	AT	Region	England
% of FP17s for the same patient ID Re-attending within 3 months - Children	89	980	9.1%	9.8%	11.5%	11.9%
% of FP17s for the same patient ID Re-attending within 3 months - Adults	58	460	12.6%	14.4%	15.9%	16.0%
% of FP17s for the same patient ID Re-attending between 3 & 9 months - Children	593	980	60.5%	61.5%	60.6%	58.3%
% of FP17s for the same patient ID Re-attending between 3 & 9 months - Adults	294	460	63.9%	52.1%	51.6%	50.3%
% of FP17s for Band 1 Urgent Courses	25	1,430	1.7%	8.3%	9.5%	9.1%
% of FP17s Relating to Free Repair or Replacements	0	1,430	0.0%	0.8%	0.7%	0.8%
% of FP17s Relating to Continuations	0	1,430	0.0%	1.2%	1.0%	1.0%
% of Patients satisfied with the dentistry they have received	1	1	N/A	91.4%	92.0%	91.5%
% of Patients satisfied with the time they had to wait for an appointment	1	1	N/A	88.6%	88.1%	87.9%

* This is based on patients treated on this contract for their most recent course of treatment. Figures in italics indicate the base number of FP17s or Patient Questionnaire responses are less than 100. N/A is shown where the base number of responses is less than 10 during the period. % is calculated as Quantity/Base number*100

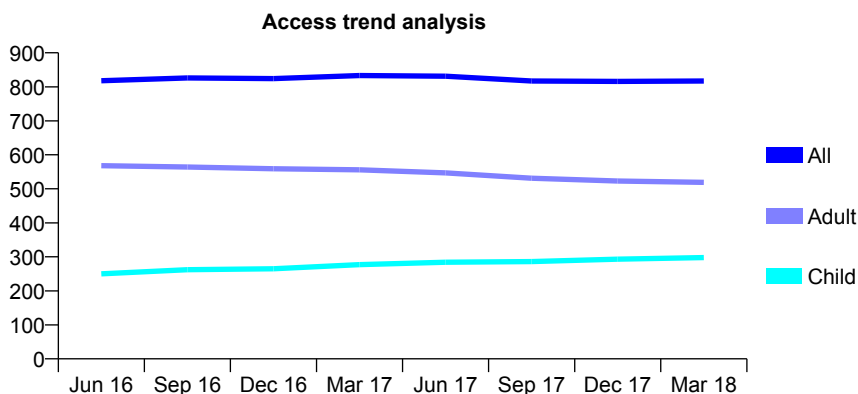
Q65 - Vital Signs At a Glance Contract Report for 170089/0001 - Year end March 2018

Name or company name	Your Dentist Limited
Contract type name	GDS Contract
Purpose of contract	General
Contract start date	01/04/2011
Contract end date	

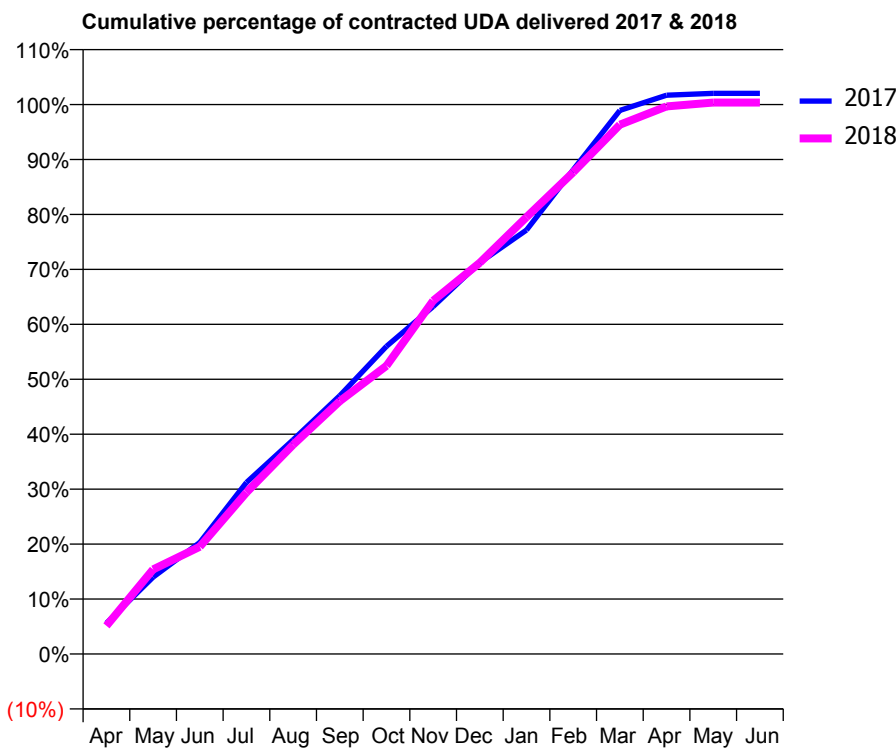
17/18 Contracted general activity (UDA)	2,527
Carry forward general activity (UDA)	-51
17/18 Contracted orthodontic activity (UOA)	0
Carry forward orthodontic activity (UOA)	0
Baseline contract value	£73,340.08

ACCESS*

Patients seen in 24 months	Total	Change since previous quarter
Quarter ending March 2017	833	
Quarter ending June 2017	831	→
Quarter ending September 2017	817	↓
Quarter ending December 2017	816	→
Quarter ending March 2018	817	→
Variance since March 2017	(1.9%)	↓



ACTIVITY



Month	Adjusted Scheduled Activity (UDA)	
	2017	2018
April	142	129
May	354	389
June	513	493
July	789	743
August	985	963
September	1,188	1,163
October	1,415	1,325
November	1,598	1,625
December	1,800	1,800
January	1,950	2,009
February	2,227	2,215
March	2,500	2,434
April	2,570	2,518
May	2,579	2,536
June	2,579	2,536

QUALITY

	Quantity	Base Number	Contract	AT	Region	England
% of FP17s for the same patient ID Re-attending within 3 months - Children	30	410	7.3%	9.8%	11.5%	11.9%
% of FP17s for the same patient ID Re-attending within 3 months - Adults	80	585	13.7%	14.4%	15.9%	16.0%
% of FP17s for the same patient ID Re-attending between 3 & 9 months - Children	213	410	52.0%	61.5%	60.6%	58.3%
% of FP17s for the same patient ID Re-attending between 3 & 9 months - Adults	272	585	46.5%	52.1%	51.6%	50.3%
% of FP17s for Band 1 Urgent Courses	41	1,010	4.1%	8.3%	9.5%	9.1%
% of FP17s Relating to Free Repair or Replacements	0	1,010	0.0%	0.8%	0.7%	0.8%
% of FP17s Relating to Continuations	0	1,010	0.0%	1.2%	1.0%	1.0%
% of Patients satisfied with the dentistry they have received	1	1	N/A	91.4%	92.0%	91.5%
% of Patients satisfied with the time they had to wait for an appointment	1	1	N/A	88.6%	88.1%	87.9%

* This is based on patients treated on this contract for their most recent course of treatment. Figures in italics indicate the base number of FP17s or Patient Questionnaire responses are less than 100. N/A is shown where the base number of responses is less than 10 during the period. % is calculated as Quantity/Base number*100

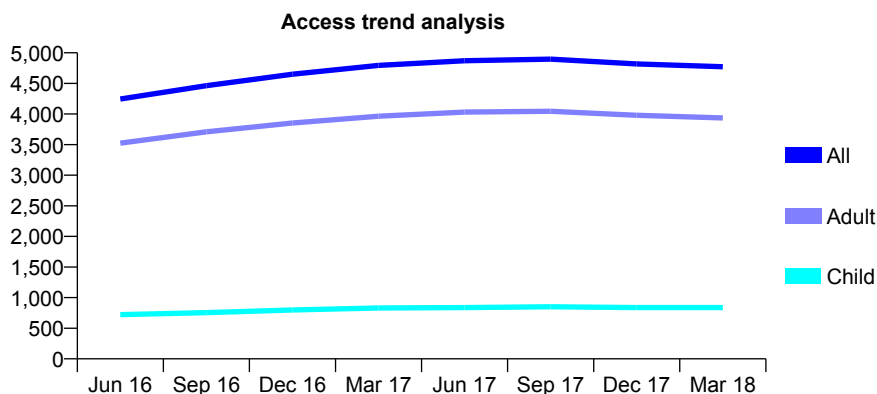
Q65 - Vital Signs At a Glance Contract Report for 172081/0001 - Year end March 2018

Name or company name	Hounds Road Dental Practice Partnership
Contract type name	GDS Contract
Purpose of contract	General
Contract start date	01/06/2015
Contract end date	

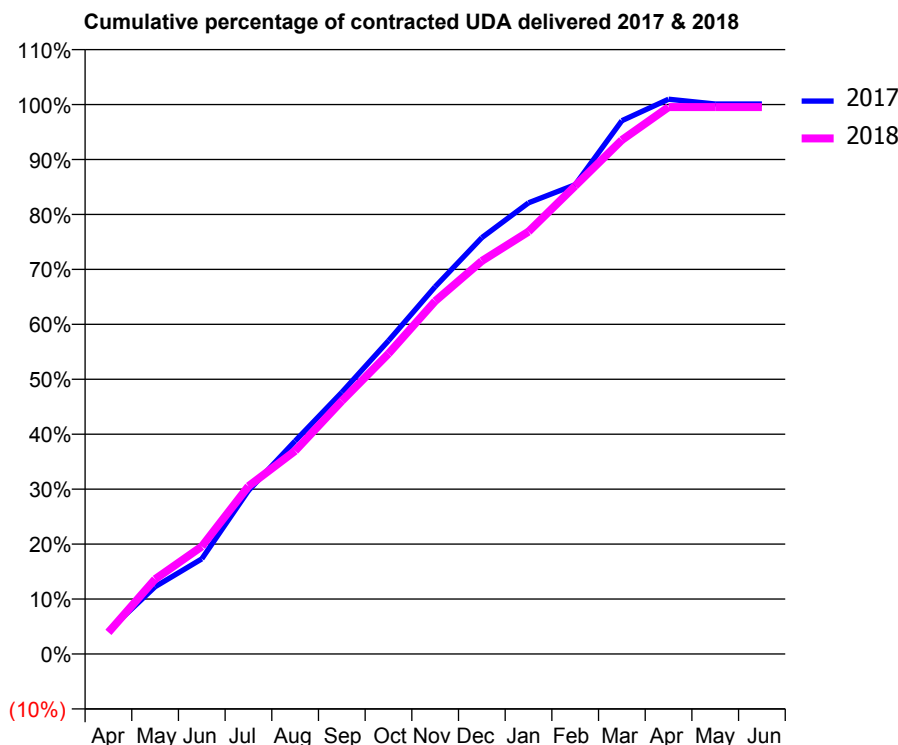
17/18 Contracted general activity (UDA)	12,406
Carry forward general activity (UDA)	-12
17/18 Contracted orthodontic activity (UOA)	0
Carry forward orthodontic activity (UOA)	0
Baseline contract value	£282,610.27

ACCESS*

Patients seen in 24 months	Total	Change since previous quarter
Quarter ending March 2017	4,794	
Quarter ending June 2017	4,870	→
Quarter ending September 2017	4,896	→
Quarter ending December 2017	4,817	↓
Quarter ending March 2018	4,773	→
Variance since March 2017	(0.4%)	→



ACTIVITY



Month	Adjusted Scheduled Activity (UDA)	
	2017	2018
April	523	489
May	1,520	1,692
June	2,149	2,427
July	3,689	3,788
August	4,809	4,588
September	5,907	5,712
October	7,072	6,781
November	8,292	7,966
December	9,399	8,874
January	10,186	9,535
February	10,594	10,570
March	12,041	11,604
April	12,527	12,347
May	12,417	12,348
June	12,418	12,348

QUALITY

	Quantity	Base Number	Contract	AT	Region	England
% of FP17s for the same patient ID Re-attending within 3 months - Children	98	1,307	7.5%	9.8%	11.5%	11.9%
% of FP17s for the same patient ID Re-attending within 3 months - Adults	645	5,545	11.6%	14.4%	15.9%	16.0%
% of FP17s for the same patient ID Re-attending between 3 & 9 months - Children	841	1,307	64.3%	61.5%	60.6%	58.3%
% of FP17s for the same patient ID Re-attending between 3 & 9 months - Adults	3,042	5,545	54.9%	52.1%	51.6%	50.3%
% of FP17s for Band 1 Urgent Courses	588	6,938	8.5%	8.3%	9.5%	9.1%
% of FP17s Relating to Free Repair or Replacements	48	6,938	0.7%	0.8%	0.7%	0.8%
% of FP17s Relating to Continuations	52	6,938	0.7%	1.2%	1.0%	1.0%
% of Patients satisfied with the dentistry they have received	17	17	100.0%	91.4%	92.0%	91.5%
% of Patients satisfied with the time they had to wait for an appointment	15	17	88.2%	88.6%	88.1%	87.9%

* This is based on patients treated on this contract for their most recent course of treatment. Figures in italics indicate the base number of FP17s or Patient Questionnaire responses are less than 100. N/A is shown where the base number of responses is less than 10 during the period. % is calculated as Quantity/Base number*100

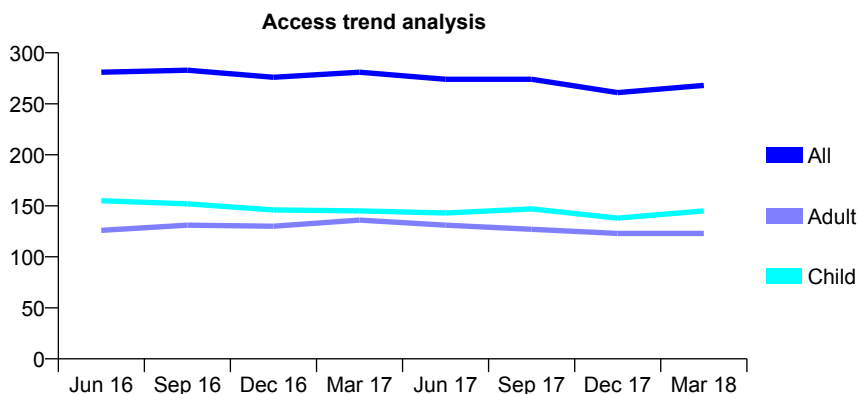
Q65 - Vital Signs At a Glance Contract Report for 172863/0001 - Year end March 2018

Name or company name	Southwoods Dental Practice Ltd
Contract type name	GDS Contract
Purpose of contract	General
Contract start date	01/04/2010
Contract end date	

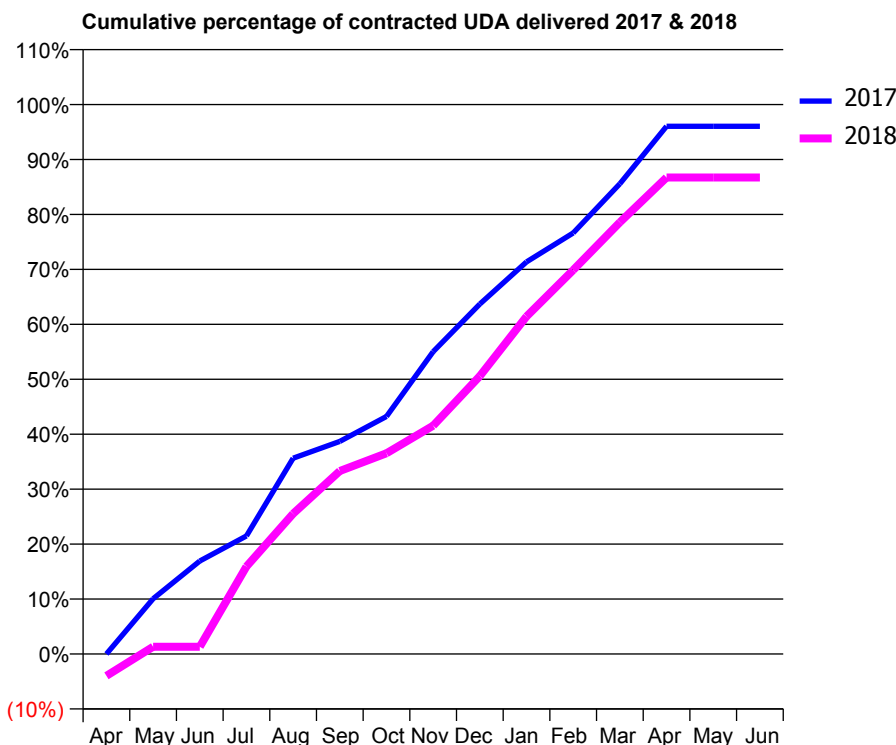
17/18 Contracted general activity (UDA)	750
Carry forward general activity (UDA)	30
17/18 Contracted orthodontic activity (UOA)	0
Carry forward orthodontic activity (UOA)	0
Baseline contract value	£19,292.33

ACCESS*

Patients seen in 24 months	Total	Change since previous quarter
Quarter ending March 2017	281	
Quarter ending June 2017	274	↓
Quarter ending September 2017	274	→
Quarter ending December 2017	261	↓
Quarter ending March 2018	268	↑
Variance since March 2017	(4.6%)	↓



ACTIVITY



Month	Adjusted Scheduled Activity (UDA)	
	2017	2018
April	0	-30
May	75	10
June	127	10
July	161	119
August	267	192
September	290	250
October	324	274
November	413	312
December	478	379
January	535	461
February	575	524
March	642	589
April	720	650
May	720	650
June	720	650

QUALITY

	Quantity	Base Number	Contract	AT	Region	England
% of FP17s for the same patient ID Re-attending within 3 months - Children	24	231	10.4%	9.8%	11.5%	11.9%
% of FP17s for the same patient ID Re-attending within 3 months - Adults	20	164	12.2%	14.4%	15.9%	16.0%
% of FP17s for the same patient ID Re-attending between 3 & 9 months - Children	114	231	49.4%	61.5%	60.6%	58.3%
% of FP17s for the same patient ID Re-attending between 3 & 9 months - Adults	115	164	70.1%	52.1%	51.6%	50.3%
% of FP17s for Band 1 Urgent Courses	32	401	8.0%	8.3%	9.5%	9.1%
% of FP17s Relating to Free Repair or Replacements	0	401	0.0%	0.8%	0.7%	0.8%
% of FP17s Relating to Continuations	0	401	0.0%	1.2%	1.0%	1.0%
% of Patients satisfied with the dentistry they have received	0	0	N/A	91.4%	92.0%	91.5%
% of Patients satisfied with the time they had to wait for an appointment	0	0	N/A	88.6%	88.1%	87.9%

* This is based on patients treated on this contract for their most recent course of treatment. Figures in italics indicate the base number of FP17s or Patient Questionnaire responses are less than 100. N/A is shown where the base number of responses is less than 10 during the period. % is calculated as Quantity/Base number*100

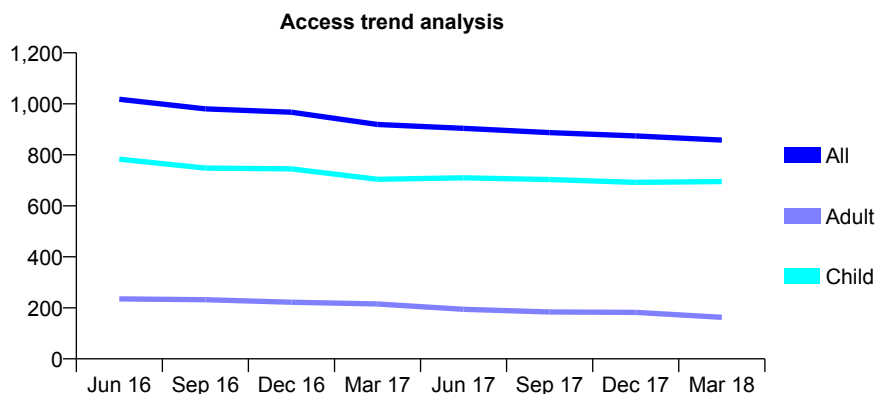
Q65 - Vital Signs At a Glance Contract Report for 176710/0001 - Year end March 2018

Name or company name	Q Dental Care Limited
Contract type name	PDS Contract
Purpose of contract	General and Orthodontic
Contract start date	01/04/2008
Contract end date	31/03/2020

17/18 Contracted general activity (UDA)	630
Carry forward general activity (UDA)	0
17/18 Contracted orthodontic activity (UOA)	15,713
Carry forward orthodontic activity (UOA)	59
Baseline contract value	£1,081,022.62

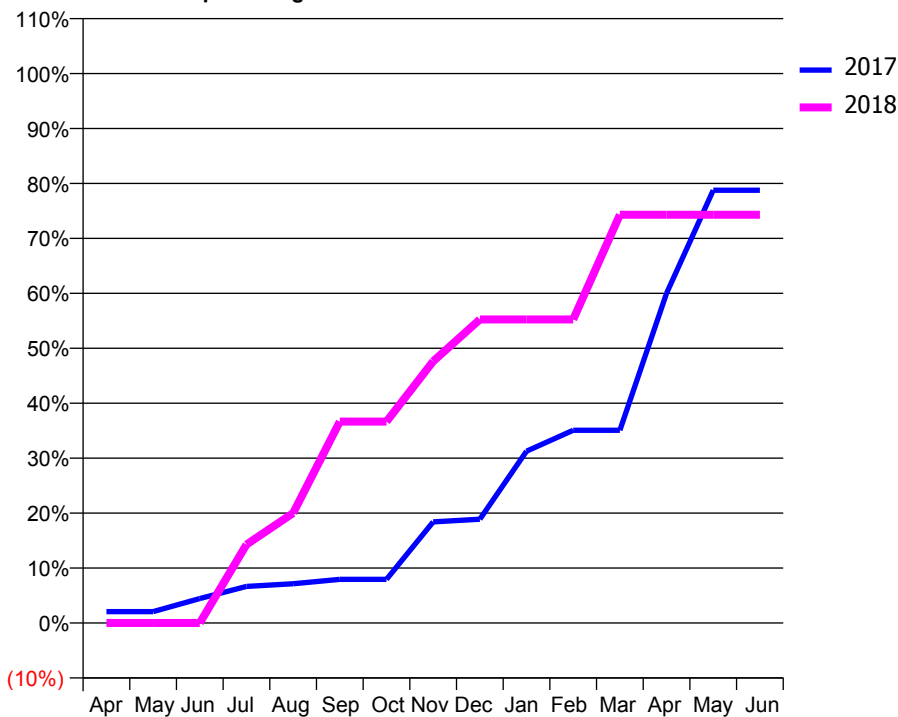
ACCESS*

Patients seen in 24 months	Total	Change since previous quarter
Quarter ending March 2017	919	
Quarter ending June 2017	904	↓
Quarter ending September 2017	887	↓
Quarter ending December 2017	874	↓
Quarter ending March 2018	858	↓
Variance since March 2017	(6.6%)	↓



ACTIVITY

Cumulative percentage of contracted UDA delivered 2017 & 2018



Month	Adjusted Scheduled Activity (UDA)	
	2017	2018
April	13	0
May	13	0
June	28	0
July	42	90
August	45	126
September	50	231
October	50	231
November	116	300
December	119	348
January	197	348
February	221	348
March	221	468
April	378	468
May	496	468
June	496	468

QUALITY

	Quantity	Base Number	Contract	AT	Region	England
% of FP17s for the same patient ID Re-attending within 3 months - Children	45	2,009	2.2%	9.8%	11.5%	11.9%
% of FP17s for the same patient ID Re-attending within 3 months - Adults	1	81	1.2%	14.4%	15.9%	16.0%
% of FP17s for the same patient ID Re-attending between 3 & 9 months - Children	20	2,009	1.0%	61.5%	60.6%	58.3%
% of FP17s for the same patient ID Re-attending between 3 & 9 months - Adults	0	81	0.0%	52.1%	51.6%	50.3%
% of FP17s for Band 1 Urgent Courses	0	170	0.0%	8.3%	9.5%	9.1%
% of FP17s Relating to Free Repair or Replacements	0	170	0.0%	0.8%	0.7%	0.8%
% of FP17s Relating to Continuations	0	170	0.0%	1.2%	1.0%	1.0%
% of Patients satisfied with the dentistry they have received	0	0	N/A	91.4%	92.0%	91.5%
% of Patients satisfied with the time they had to wait for an appointment	0	0	N/A	88.6%	88.1%	87.9%

* This is based on patients treated on this contract for their most recent course of treatment. Figures in italics indicate the base number of FP17s or Patient Questionnaire responses are less than 100. N/A is shown where the base number of responses is less than 10 during the period. % is calculated as Quantity/Base number*100

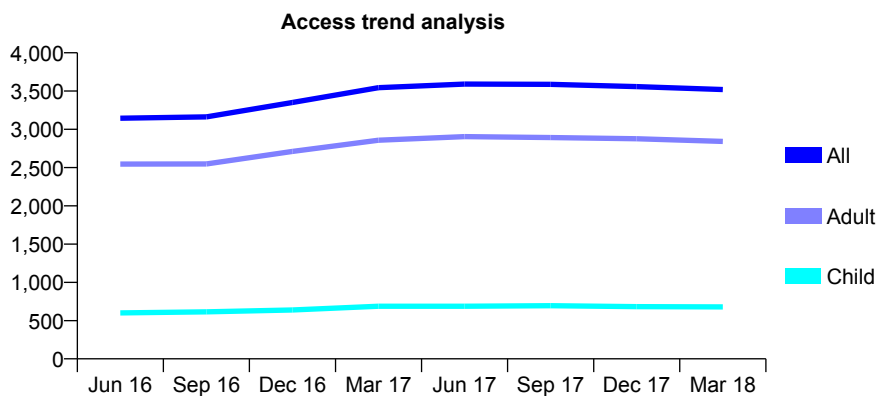
Q65 - Vital Signs At a Glance Contract Report for 177911/0001 - Year end March 2018

Name or company name	Linden Lodge Dental Care Ltd.
Contract type name	GDS Contract
Purpose of contract	General
Contract start date	01/04/2011
Contract end date	

17/18 Contracted general activity (UDA)	9,256
Carry forward general activity (UDA)	-154
17/18 Contracted orthodontic activity (UOA)	0
Carry forward orthodontic activity (UOA)	0
Baseline contract value	£248,474.56

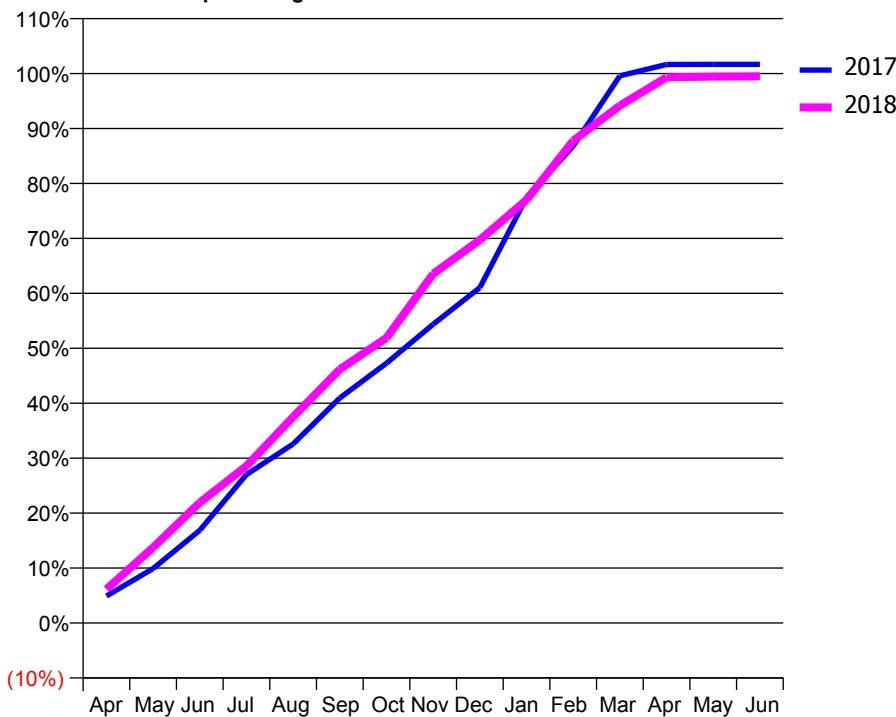
ACCESS*

Patients seen in 24 months	Total	Change since previous quarter
Quarter ending March 2017	3,545	
Quarter ending June 2017	3,592	→
Quarter ending September 2017	3,587	→
Quarter ending December 2017	3,559	→
Quarter ending March 2018	3,519	↓
Variance since March 2017	(0.7%)	→



ACTIVITY

Cumulative percentage of contracted UDA delivered 2017 & 2018



Month	Adjusted Scheduled Activity (UDA)	
	2017	2018
April	454	570
May	918	1,272
June	1,561	2,030
July	2,501	2,645
August	3,015	3,472
September	3,790	4,274
October	4,377	4,803
November	5,033	5,881
December	5,651	6,452
January	7,165	7,129
February	8,033	8,123
March	9,216	8,714
April	9,408	9,193
May	9,410	9,204
June	9,410	9,208

QUALITY

	Quantity	Base Number	Contract	AT	Region	England
% of FP17s for the same patient ID Re-attending within 3 months - Children	87	1,148	7.6%	9.8%	11.5%	11.9%
% of FP17s for the same patient ID Re-attending within 3 months - Adults	595	4,355	13.7%	14.4%	15.9%	16.0%
% of FP17s for the same patient ID Re-attending between 3 & 9 months - Children	809	1,148	70.5%	61.5%	60.6%	58.3%
% of FP17s for the same patient ID Re-attending between 3 & 9 months - Adults	2,970	4,355	68.2%	52.1%	51.6%	50.3%
% of FP17s for Band 1 Urgent Courses	370	5,722	6.5%	8.3%	9.5%	9.1%
% of FP17s Relating to Free Repair or Replacements	10	5,722	0.2%	0.8%	0.7%	0.8%
% of FP17s Relating to Continuations	35	5,722	0.6%	1.2%	1.0%	1.0%
% of Patients satisfied with the dentistry they have received	5	6	N/A	91.4%	92.0%	91.5%
% of Patients satisfied with the time they had to wait for an appointment	5	6	N/A	88.6%	88.1%	87.9%

* This is based on patients treated on this contract for their most recent course of treatment. Figures in italics indicate the base number of FP17s or Patient Questionnaire responses are less than 100. N/A is shown where the base number of responses is less than 10 during the period. % is calculated as Quantity/Base number*100

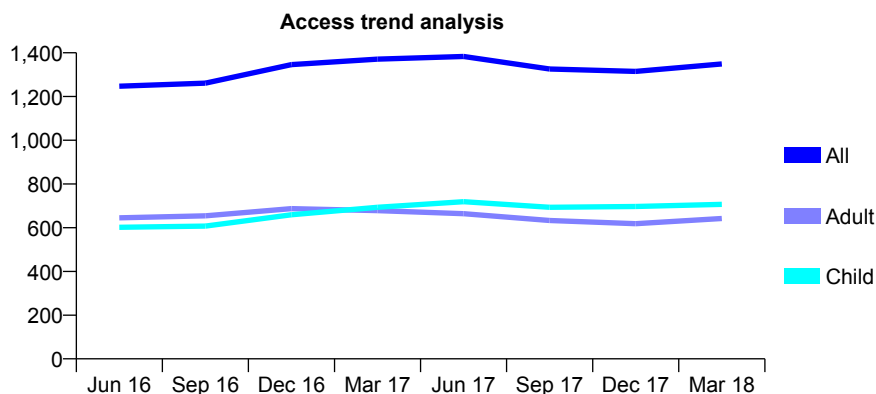
Q65 - Vital Signs At a Glance Contract Report for 180319/0001 - Year end March 2018

Name or company name	High Street Dental Practice Ltd
Contract type name	GDS Contract
Purpose of contract	General
Contract start date	01/08/2008
Contract end date	

17/18 Contracted general activity (UDA)	4,843
Carry forward general activity (UDA)	-48
17/18 Contracted orthodontic activity (UOA)	0
Carry forward orthodontic activity (UOA)	0
Baseline contract value	£106,798.09

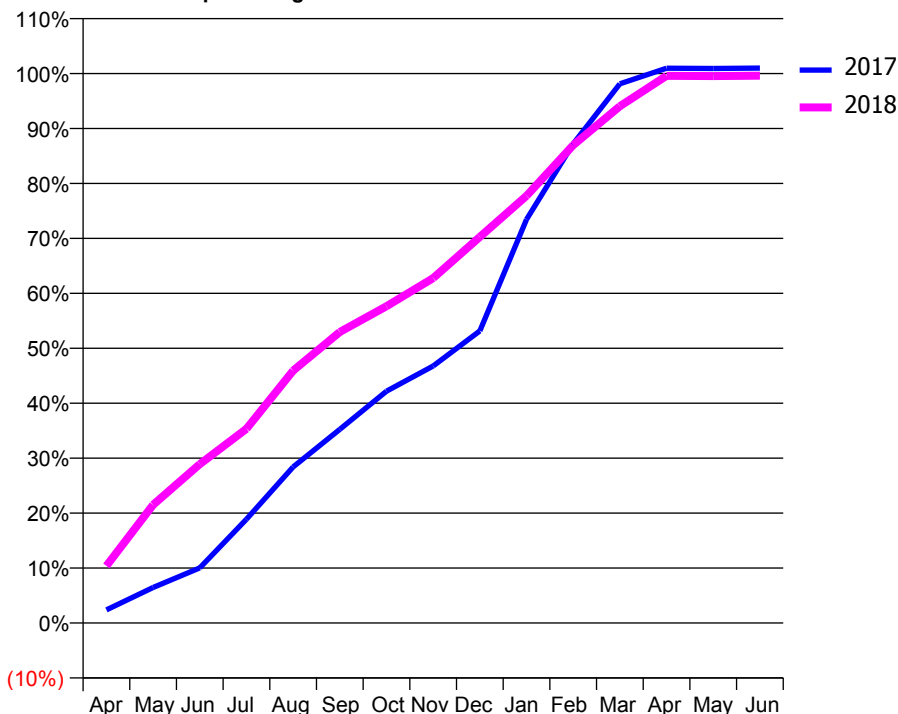
ACCESS*

Patients seen in 24 months	Total	Change since previous quarter
Quarter ending March 2017	1,371	
Quarter ending June 2017	1,383	→
Quarter ending September 2017	1,326	↓
Quarter ending December 2017	1,315	→
Quarter ending March 2018	1,349	↑
Variance since March 2017	(1.6%)	↓



ACTIVITY

Cumulative percentage of contracted UDA delivered 2017 & 2018



Month	Adjusted Scheduled Activity (UDA)	
	2017	2018
April	116	504
May	313	1,042
June	486	1,400
July	915	1,712
August	1,376	2,225
September	1,707	2,565
October	2,043	2,791
November	2,266	3,040
December	2,575	3,402
January	3,557	3,764
February	4,224	4,211
March	4,752	4,555
April	4,890	4,822
May	4,888	4,820
June	4,891	4,824

QUALITY

	Quantity	Base Number	Contract	AT	Region	England
% of FP17s for the same patient ID Re-attending within 3 months - Children	104	1,127	9.2%	9.8%	11.5%	11.9%
% of FP17s for the same patient ID Re-attending within 3 months - Adults	171	847	20.2%	14.4%	15.9%	16.0%
% of FP17s for the same patient ID Re-attending between 3 & 9 months - Children	727	1,127	64.5%	61.5%	60.6%	58.3%
% of FP17s for the same patient ID Re-attending between 3 & 9 months - Adults	477	847	56.3%	52.1%	51.6%	50.3%
% of FP17s for Band 1 Urgent Courses	151	2,040	7.4%	8.3%	9.5%	9.1%
% of FP17s Relating to Free Repair or Replacements	0	2,040	0.0%	0.8%	0.7%	0.8%
% of FP17s Relating to Continuations	0	2,040	0.0%	1.2%	1.0%	1.0%
% of Patients satisfied with the dentistry they have received	0	1	N/A	91.4%	92.0%	91.5%
% of Patients satisfied with the time they had to wait for an appointment	0	1	N/A	88.6%	88.1%	87.9%

* This is based on patients treated on this contract for their most recent course of treatment. Figures in italics indicate the base number of FP17s or Patient Questionnaire responses are less than 100. N/A is shown where the base number of responses is less than 10 during the period. % is calculated as Quantity/Base number*100

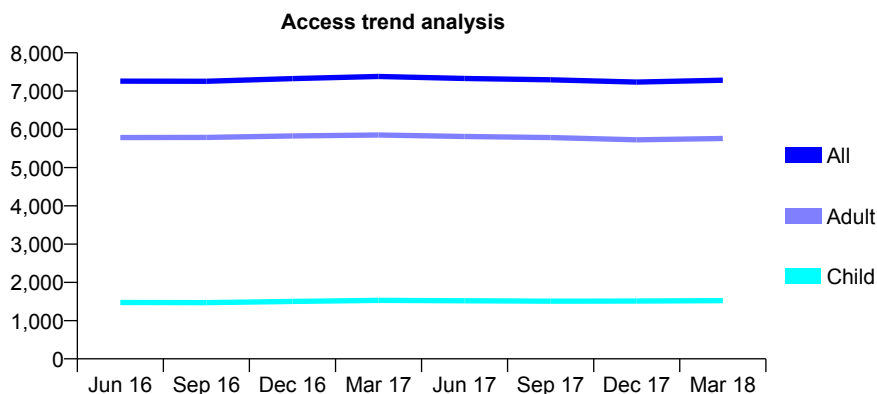
Q65 - Vital Signs At a Glance Contract Report for 181773/0001 - Year end March 2018

Name or company name	Frampton Dental Practice
Contract type name	GDS Contract
Purpose of contract	General
Contract start date	06/01/2012
Contract end date	

17/18 Contracted general activity (UDA)	16,609
Carry forward general activity (UDA)	-61
17/18 Contracted orthodontic activity (UOA)	0
Carry forward orthodontic activity (UOA)	0
Baseline contract value	£336,749.49

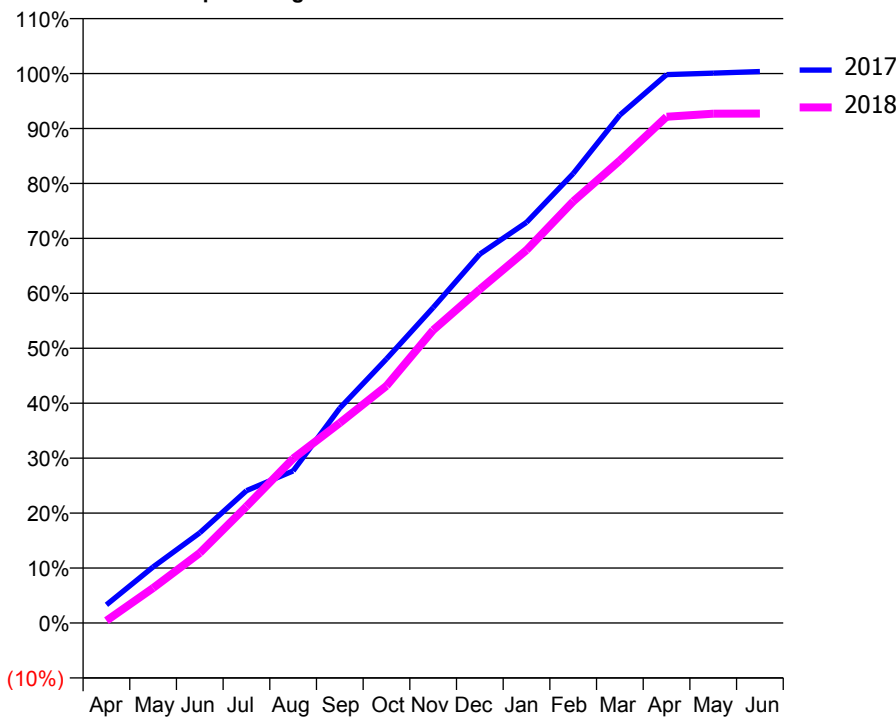
ACCESS*

Patients seen in 24 months	Total	Change since previous quarter
Quarter ending March 2017	7,380	
Quarter ending June 2017	7,330	→
Quarter ending September 2017	7,294	→
Quarter ending December 2017	7,235	→
Quarter ending March 2018	7,282	→
Variance since March 2017	(1.3%)	↓



ACTIVITY

Cumulative percentage of contracted UDA delivered 2017 & 2018



Month	Adjusted Scheduled Activity (UDA)	
	2017	2018
April	551	71
May	1,693	1,059
June	2,728	2,119
July	4,000	3,523
August	4,598	4,973
September	6,493	6,049
October	7,983	7,168
November	9,536	8,852
December	11,152	10,087
January	12,110	11,273
February	13,584	12,741
March	15,356	13,978
April	16,576	15,303
May	16,619	15,394
June	16,670	15,398

QUALITY

	Quantity	Base Number	Contract	AT	Region	England
% of FP17s for the same patient ID Re-attending within 3 months - Children	125	2,025	6.2%	9.8%	11.5%	11.9%
% of FP17s for the same patient ID Re-attending within 3 months - Adults	1,161	7,343	15.8%	14.4%	15.9%	16.0%
% of FP17s for the same patient ID Re-attending between 3 & 9 months - Children	1,157	2,025	57.1%	61.5%	60.6%	58.3%
% of FP17s for the same patient ID Re-attending between 3 & 9 months - Adults	3,281	7,343	44.7%	52.1%	51.6%	50.3%
% of FP17s for Band 1 Urgent Courses	1,293	9,489	13.6%	8.3%	9.5%	9.1%
% of FP17s Relating to Free Repair or Replacements	103	9,489	1.1%	0.8%	0.7%	0.8%
% of FP17s Relating to Continuations	58	9,489	0.6%	1.2%	1.0%	1.0%
% of Patients satisfied with the dentistry they have received	23	24	95.8%	91.4%	92.0%	91.5%
% of Patients satisfied with the time they had to wait for an appointment	22	24	91.7%	88.6%	88.1%	87.9%

* This is based on patients treated on this contract for their most recent course of treatment. Figures in italics indicate the base number of FP17s or Patient Questionnaire responses are less than 100. N/A is shown where the base number of responses is less than 10 during the period. % is calculated as Quantity/Base number*100

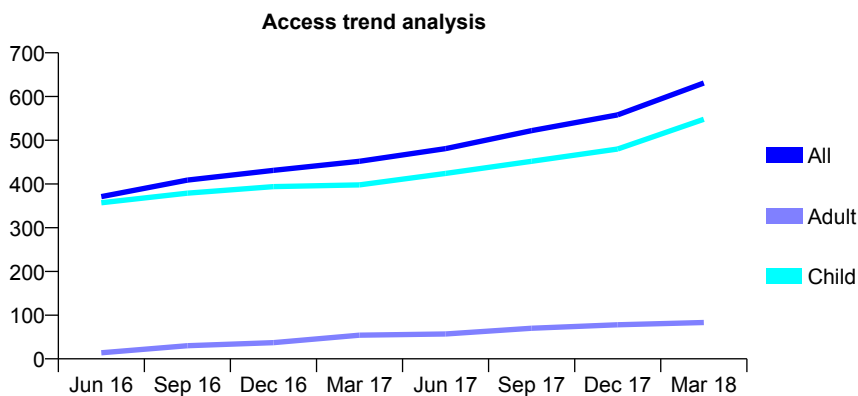
Q65 - Vital Signs At a Glance Contract Report for 183644/0001 - Year end March 2018

Name or company name	Frome Dental Surgery Limited
Contract type name	GDS Contract
Purpose of contract	General
Contract start date	16/03/2015
Contract end date	

17/18 Contracted general activity (UDA)	1,630
Carry forward general activity (UDA)	0
17/18 Contracted orthodontic activity (UOA)	0
Carry forward orthodontic activity (UOA)	0
Baseline contract value	£39,222.33

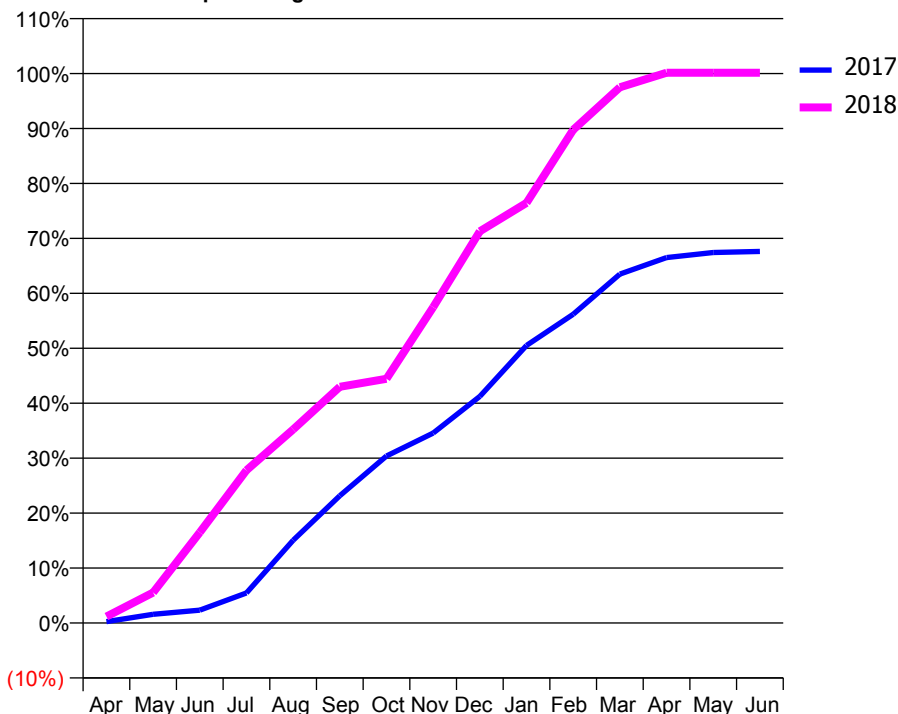
ACCESS*

Patients seen in 24 months	Total	Change since previous quarter
Quarter ending March 2017	452	
Quarter ending June 2017	481	↑
Quarter ending September 2017	522	↑
Quarter ending December 2017	558	↑
Quarter ending March 2018	631	↑
Variance since March 2017	39.6%	↑



ACTIVITY

Cumulative percentage of contracted UDA delivered 2017 & 2018



Month	Adjusted Scheduled Activity (UDA)	
	2017	2018
April	4	19
May	26	90
June	38	269
July	89	453
August	245	574
September	378	701
October	495	725
November	564	937
December	672	1,162
January	823	1,246
February	916	1,463
March	1,035	1,589
April	1,084	1,632
May	1,099	1,632
June	1,102	1,632

QUALITY

	Quantity	Base Number	Contract	AT	Region	England
% of FP17s for the same patient ID Re-attending within 3 months - Children	65	937	6.9%	9.8%	11.5%	11.9%
% of FP17s for the same patient ID Re-attending within 3 months - Adults	2	46	4.3%	14.4%	15.9%	16.0%
% of FP17s for the same patient ID Re-attending between 3 & 9 months - Children	608	937	64.9%	61.5%	60.6%	58.3%
% of FP17s for the same patient ID Re-attending between 3 & 9 months - Adults	22	46	47.8%	52.1%	51.6%	50.3%
% of FP17s for Band 1 Urgent Courses	22	990	2.2%	8.3%	9.5%	9.1%
% of FP17s Relating to Free Repair or Replacements	0	990	0.0%	0.8%	0.7%	0.8%
% of FP17s Relating to Continuations	6	990	0.6%	1.2%	1.0%	1.0%
% of Patients satisfied with the dentistry they have received	1	1	N/A	91.4%	92.0%	91.5%
% of Patients satisfied with the time they had to wait for an appointment	1	1	N/A	88.6%	88.1%	87.9%

* This is based on patients treated on this contract for their most recent course of treatment. Figures in italics indicate the base number of FP17s or Patient Questionnaire responses are less than 100. N/A is shown where the base number of responses is less than 10 during the period. % is calculated as Quantity/Base number*100

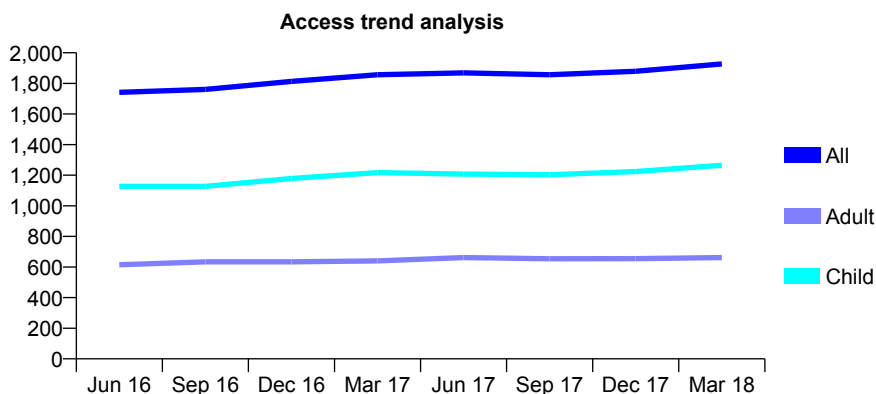
Q65 - Vital Signs At a Glance Contract Report for 183733/0001 - Year end March 2018

Name or company name	Rock House Dental Practice
Contract type name	GDS Contract
Purpose of contract	General
Contract start date	26/02/2014
Contract end date	

17/18 Contracted general activity (UDA)	3,500
Carry forward general activity (UDA)	60
17/18 Contracted orthodontic activity (UOA)	0
Carry forward orthodontic activity (UOA)	0
Baseline contract value	£110,738.72

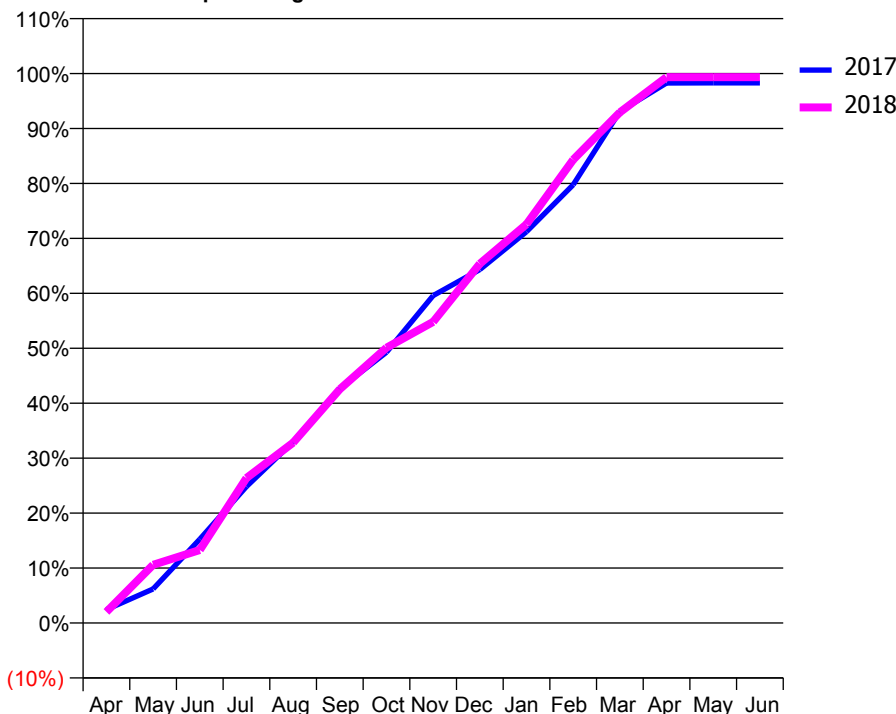
ACCESS*

Patients seen in 24 months	Total	Change since previous quarter
Quarter ending March 2017	1,857	
Quarter ending June 2017	1,869	→
Quarter ending September 2017	1,857	→
Quarter ending December 2017	1,879	→
Quarter ending March 2018	1,927	↑
Variance since March 2017	3.8%	↑



ACTIVITY

Cumulative percentage of contracted UDA delivered 2017 & 2018



Month	Adjusted Scheduled Activity (UDA)	
	2017	2018
April	85	71
May	217	371
June	534	465
July	869	924
August	1,154	1,149
September	1,493	1,489
October	1,725	1,754
November	2,085	1,918
December	2,251	2,289
January	2,493	2,540
February	2,792	2,951
March	3,258	3,253
April	3,439	3,477
May	3,440	3,477
June	3,440	3,477

QUALITY

	Quantity	Base Number	Contract	AT	Region	England
% of FP17s for the same patient ID Re-attending within 3 months - Children	116	1,745	6.6%	9.8%	11.5%	11.9%
% of FP17s for the same patient ID Re-attending within 3 months - Adults	65	574	11.3%	14.4%	15.9%	16.0%
% of FP17s for the same patient ID Re-attending between 3 & 9 months - Children	1,024	1,745	58.7%	61.5%	60.6%	58.3%
% of FP17s for the same patient ID Re-attending between 3 & 9 months - Adults	234	574	40.8%	52.1%	51.6%	50.3%
% of FP17s for Band 1 Urgent Courses	122	2,344	5.2%	8.3%	9.5%	9.1%
% of FP17s Relating to Free Repair or Replacements	0	2,344	0.0%	0.8%	0.7%	0.8%
% of FP17s Relating to Continuations	0	2,344	0.0%	1.2%	1.0%	1.0%
% of Patients satisfied with the dentistry they have received	3	4	N/A	91.4%	92.0%	91.5%
% of Patients satisfied with the time they had to wait for an appointment	4	4	N/A	88.6%	88.1%	87.9%

* This is based on patients treated on this contract for their most recent course of treatment. Figures in italics indicate the base number of FP17s or Patient Questionnaire responses are less than 100. N/A is shown where the base number of responses is less than 10 during the period. % is calculated as Quantity/Base number*100

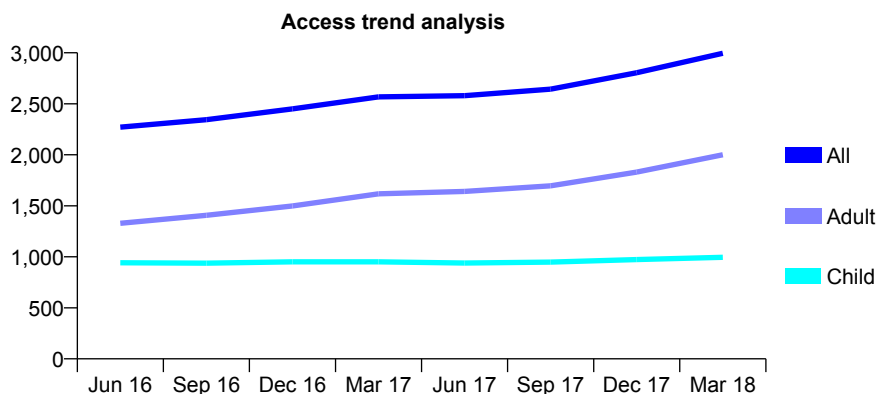
Q65 - Vital Signs At a Glance Contract Report for 183849/0001 - Year end March 2018

Name or company name	Kings Road Dental Practice
Contract type name	GDS Contract
Purpose of contract	General
Contract start date	01/03/2011
Contract end date	

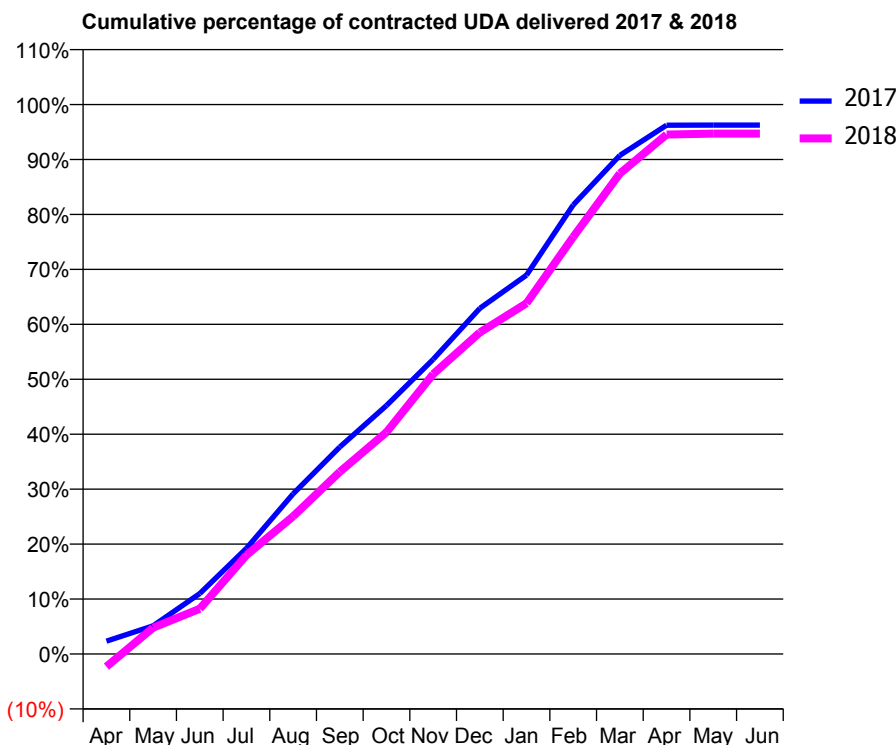
17/18 Contracted general activity (UDA)	9,580
Carry forward general activity (UDA)	358
17/18 Contracted orthodontic activity (UOA)	0
Carry forward orthodontic activity (UOA)	0
Baseline contract value	£245,714.18

ACCESS*

Patients seen in 24 months	Total	Change since previous quarter
Quarter ending March 2017	2,568	
Quarter ending June 2017	2,580	→
Quarter ending September 2017	2,644	↑
Quarter ending December 2017	2,804	↑
Quarter ending March 2018	2,996	↑
Variance since March 2017	16.7%	↑



ACTIVITY



Month	Adjusted Scheduled Activity (UDA)	
	2017	2018
April	224	-221
May	493	460
June	1,055	790
July	1,843	1,724
August	2,793	2,400
September	3,609	3,176
October	4,332	3,868
November	5,136	4,881
December	6,026	5,606
January	6,606	6,115
February	7,829	7,272
March	8,693	8,377
April	9,220	9,057
May	9,222	9,072
June	9,222	9,072

QUALITY

	Quantity	Base Number	Contract	AT	Region	England
% of FP17s for the same patient ID Re-attending within 3 months - Children	140	1,544	9.1%	9.8%	11.5%	11.9%
% of FP17s for the same patient ID Re-attending within 3 months - Adults	354	2,511	14.1%	14.4%	15.9%	16.0%
% of FP17s for the same patient ID Re-attending between 3 & 9 months - Children	936	1,544	60.6%	61.5%	60.6%	58.3%
% of FP17s for the same patient ID Re-attending between 3 & 9 months - Adults	1,141	2,511	45.4%	52.1%	51.6%	50.3%
% of FP17s for Band 1 Urgent Courses	360	4,105	8.8%	8.3%	9.5%	9.1%
% of FP17s Relating to Free Repair or Replacements	16	4,105	0.4%	0.8%	0.7%	0.8%
% of FP17s Relating to Continuations	6	4,105	0.1%	1.2%	1.0%	1.0%
% of Patients satisfied with the dentistry they have received	2	3	N/A	91.4%	92.0%	91.5%
% of Patients satisfied with the time they had to wait for an appointment	3	3	N/A	88.6%	88.1%	87.9%

* This is based on patients treated on this contract for their most recent course of treatment. Figures in italics indicate the base number of FP17s or Patient Questionnaire responses are less than 100. N/A is shown where the base number of responses is less than 10 during the period. % is calculated as Quantity/Base number*100

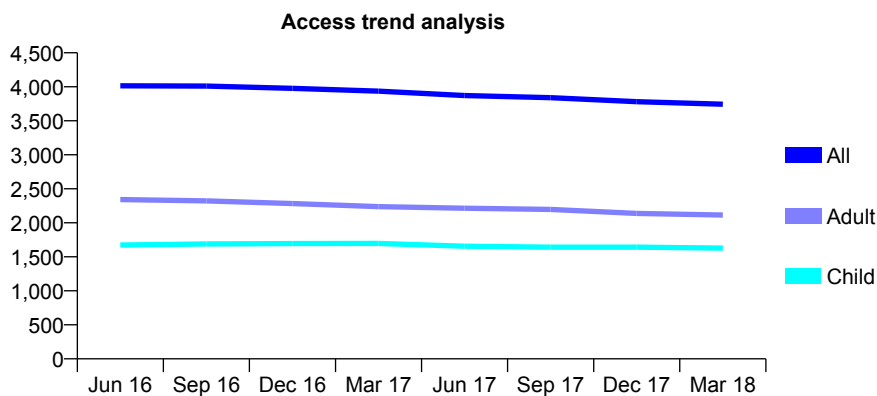
Q65 - Vital Signs At a Glance Contract Report for 185086/0001 - Year end March 2018

Name or company name	The New Chestnuts Dental Practice
Contract type name	GDS Contract
Purpose of contract	General
Contract start date	01/04/2006
Contract end date	

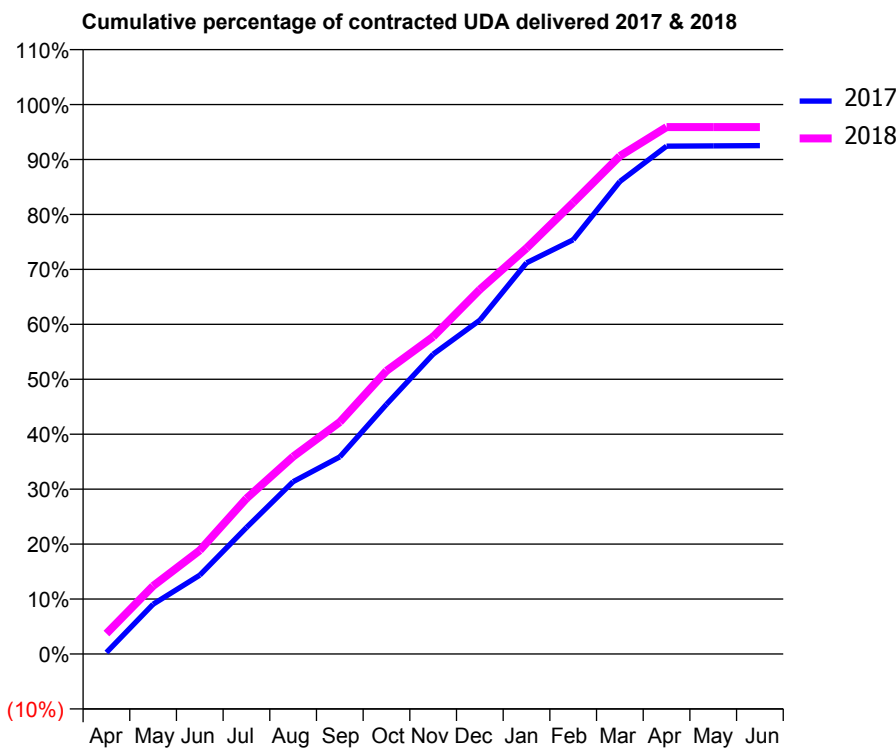
17/18 Contracted general activity (UDA)	9,148
Carry forward general activity (UDA)	0
17/18 Contracted orthodontic activity (UOA)	0
Carry forward orthodontic activity (UOA)	0
Baseline contract value	£202,952.98

ACCESS*

Patients seen in 24 months	Total	Change since previous quarter
Quarter ending March 2017	3,937	
Quarter ending June 2017	3,871	↓
Quarter ending September 2017	3,840	→
Quarter ending December 2017	3,781	↓
Quarter ending March 2018	3,744	→
Variance since March 2017	(4.9%)	↓



ACTIVITY



Month	Adjusted Scheduled Activity (UDA)	
	2017	2018
April	25	341
May	830	1,134
June	1,312	1,725
July	2,105	2,589
August	2,870	3,288
September	3,283	3,863
October	4,156	4,713
November	4,993	5,281
December	5,558	6,069
January	6,512	6,756
February	6,897	7,515
March	7,866	8,290
April	8,455	8,771
May	8,460	8,771
June	8,465	8,773

QUALITY

	Quantity	Base Number	Contract	AT	Region	England
% of FP17s for the same patient ID Re-attending within 3 months - Children	231	2,678	8.6%	9.8%	11.5%	11.9%
% of FP17s for the same patient ID Re-attending within 3 months - Adults	390	3,063	12.7%	14.4%	15.9%	16.0%
% of FP17s for the same patient ID Re-attending between 3 & 9 months - Children	1,759	2,678	65.7%	61.5%	60.6%	58.3%
% of FP17s for the same patient ID Re-attending between 3 & 9 months - Adults	2,000	3,063	65.3%	52.1%	51.6%	50.3%
% of FP17s for Band 1 Urgent Courses	408	5,655	7.2%	8.3%	9.5%	9.1%
% of FP17s Relating to Free Repair or Replacements	11	5,655	0.2%	0.8%	0.7%	0.8%
% of FP17s Relating to Continuations	21	5,655	0.4%	1.2%	1.0%	1.0%
% of Patients satisfied with the dentistry they have received	5	7	N/A	91.4%	92.0%	91.5%
% of Patients satisfied with the time they had to wait for an appointment	7	7	N/A	88.6%	88.1%	87.9%

* This is based on patients treated on this contract for their most recent course of treatment. Figures in italics indicate the base number of FP17s or Patient Questionnaire responses are less than 100. N/A is shown where the base number of responses is less than 10 during the period. % is calculated as Quantity/Base number*100

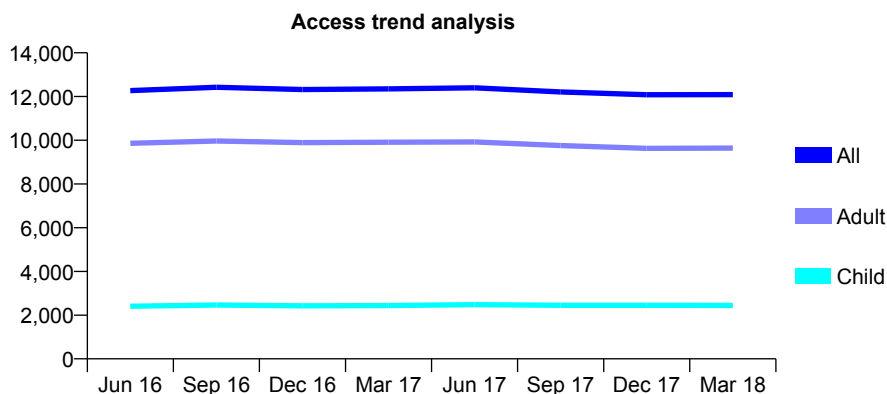
Q65 - Vital Signs At a Glance Contract Report for 186619/0001 - Year end March 2018

Name or company name	Nigel Reynolds Limited
Contract type name	GDS Contract
Purpose of contract	General
Contract start date	01/06/2008
Contract end date	

17/18 Contracted general activity (UDA)	34,077
Carry forward general activity (UDA)	818
17/18 Contracted orthodontic activity (UOA)	0
Carry forward orthodontic activity (UOA)	0
Baseline contract value	£774,981.02

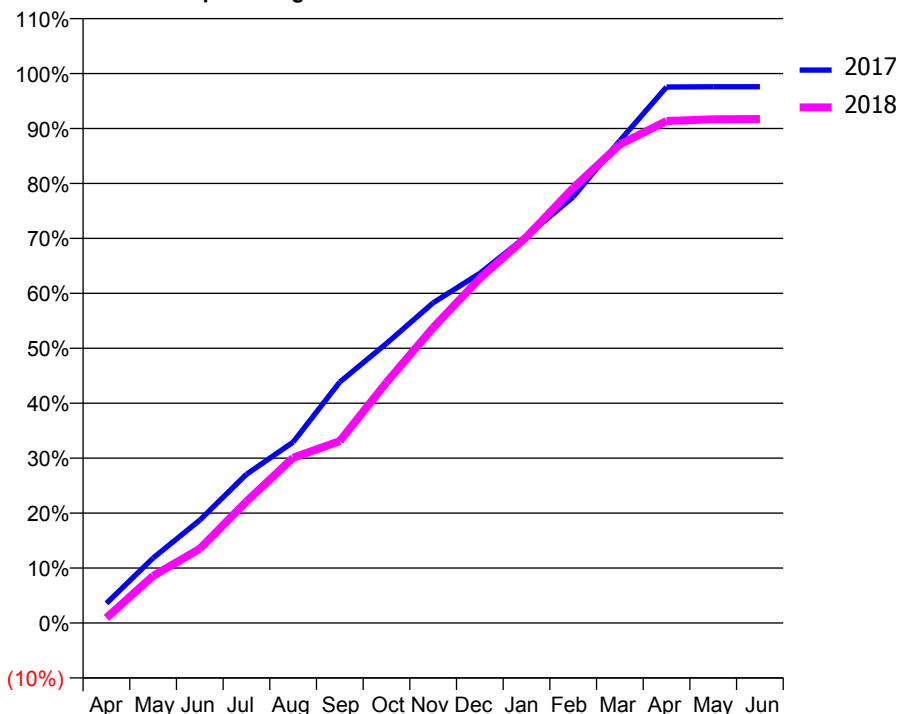
ACCESS*

Patients seen in 24 months	Total	Change since previous quarter
Quarter ending March 2017	12,351	
Quarter ending June 2017	12,397	→
Quarter ending September 2017	12,209	↓
Quarter ending December 2017	12,081	↓
Quarter ending March 2018	12,087	→
Variance since March 2017	(2.1%)	↓



ACTIVITY

Cumulative percentage of contracted UDA delivered 2017 & 2018



Month	Adjusted Scheduled Activity (UDA)	
	2017	2018
April	1,219	318
May	4,028	2,922
June	6,379	4,600
July	9,223	7,537
August	11,222	10,248
September	14,945	11,287
October	17,340	14,918
November	19,863	18,322
December	21,687	21,369
January	23,993	23,943
February	26,424	26,979
March	29,918	29,679
April	33,235	31,129
May	33,255	31,241
June	33,259	31,254

QUALITY

	Quantity	Base Number	Contract	AT	Region	England
% of FP17s for the same patient ID Re-attending within 3 months - Children	298	4,220	7.1%	9.8%	11.5%	11.9%
% of FP17s for the same patient ID Re-attending within 3 months - Adults	2,387	15,505	15.4%	14.4%	15.9%	16.0%
% of FP17s for the same patient ID Re-attending between 3 & 9 months - Children	2,827	4,220	67.0%	61.5%	60.6%	58.3%
% of FP17s for the same patient ID Re-attending between 3 & 9 months - Adults	9,469	15,505	61.1%	52.1%	51.6%	50.3%
% of FP17s for Band 1 Urgent Courses	1,352	18,712	7.2%	8.3%	9.5%	9.1%
% of FP17s Relating to Free Repair or Replacements	172	18,712	0.9%	0.8%	0.7%	0.8%
% of FP17s Relating to Continuations	113	18,712	0.6%	1.2%	1.0%	1.0%
% of Patients satisfied with the dentistry they have received	28	33	84.8%	91.4%	92.0%	91.5%
% of Patients satisfied with the time they had to wait for an appointment	27	33	81.8%	88.6%	88.1%	87.9%

* This is based on patients treated on this contract for their most recent course of treatment. Figures in italics indicate the base number of FP17s or Patient Questionnaire responses are less than 100. N/A is shown where the base number of responses is less than 10 during the period. % is calculated as Quantity/Base number*100

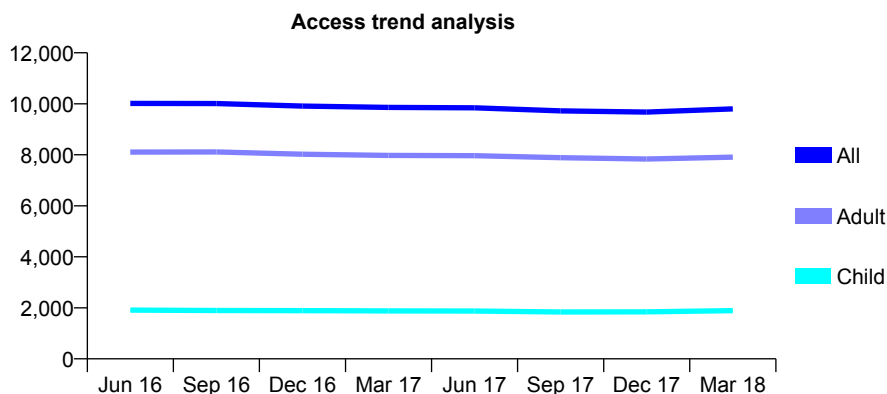
Q65 - Vital Signs At a Glance Contract Report for 186716/0001 - Year end March 2018

Name or company name	Parkfield Dental Surgery Ltd
Contract type name	GDS Contract
Purpose of contract	General and Orthodontic
Contract start date	01/04/2007
Contract end date	

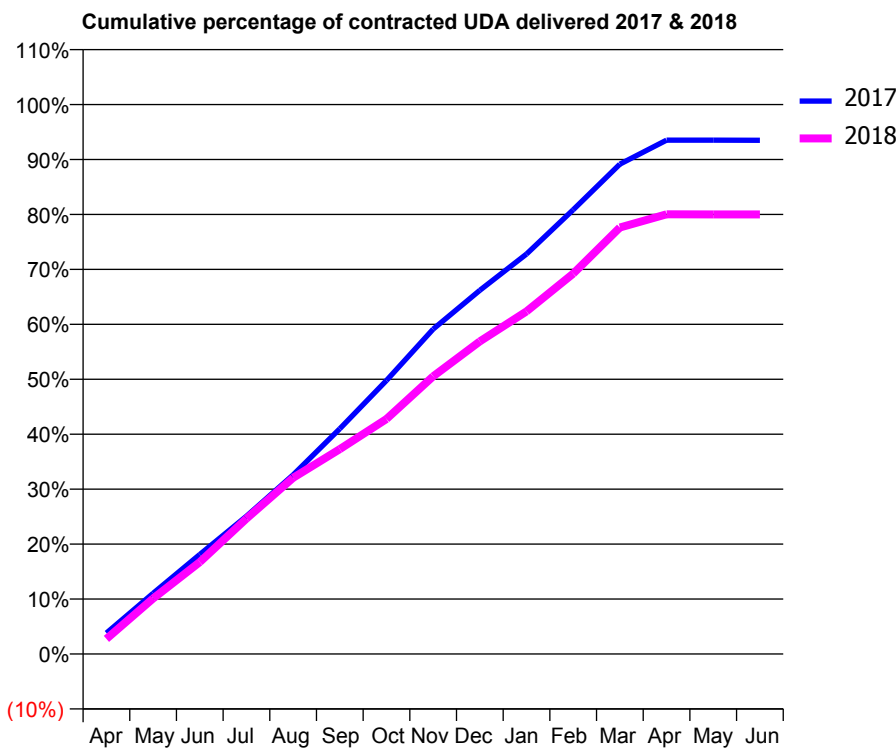
17/18 Contracted general activity (UDA)	29,027
Carry forward general activity (UDA)	0
17/18 Contracted orthodontic activity (UOA)	260
Carry forward orthodontic activity (UOA)	0
Baseline contract value	£710,891.38

ACCESS*

Patients seen in 24 months	Total	Change since previous quarter
Quarter ending March 2017	9,857	
Quarter ending June 2017	9,842	→
Quarter ending September 2017	9,725	↓
Quarter ending December 2017	9,676	→
Quarter ending March 2018	9,801	→
Variance since March 2017	(0.6%)	→



ACTIVITY



Month	Adjusted Scheduled Activity (UDA)	
	2017	2018
April	1,109	798
May	3,206	2,934
June	5,260	4,860
July	7,283	7,152
August	9,466	9,308
September	11,900	10,820
October	14,454	12,415
November	17,162	14,672
December	19,210	16,514
January	21,125	18,099
February	23,467	20,096
March	25,877	22,527
April	27,146	23,226
May	27,147	23,221
June	27,138	23,222

QUALITY

	Quantity	Base Number	Contract	AT	Region	England
% of FP17s for the same patient ID Re-attending within 3 months - Children	188	2,868	6.6%	9.8%	11.5%	11.9%
% of FP17s for the same patient ID Re-attending within 3 months - Adults	1,622	11,205	14.5%	14.4%	15.9%	16.0%
% of FP17s for the same patient ID Re-attending between 3 & 9 months - Children	1,860	2,868	64.9%	61.5%	60.6%	58.3%
% of FP17s for the same patient ID Re-attending between 3 & 9 months - Adults	5,296	11,205	47.3%	52.1%	51.6%	50.3%
% of FP17s for Band 1 Urgent Courses	1,043	12,527	8.3%	8.3%	9.5%	9.1%
% of FP17s Relating to Free Repair or Replacements	109	12,527	0.9%	0.8%	0.7%	0.8%
% of FP17s Relating to Continuations	122	12,527	1.0%	1.2%	1.0%	1.0%
% of Patients satisfied with the dentistry they have received	13	15	86.7%	91.4%	92.0%	91.5%
% of Patients satisfied with the time they had to wait for an appointment	12	15	80.0%	88.6%	88.1%	87.9%

* This is based on patients treated on this contract for their most recent course of treatment. Figures in italics indicate the base number of FP17s or Patient Questionnaire responses are less than 100. N/A is shown where the base number of responses is less than 10 during the period. % is calculated as Quantity/Base number*100

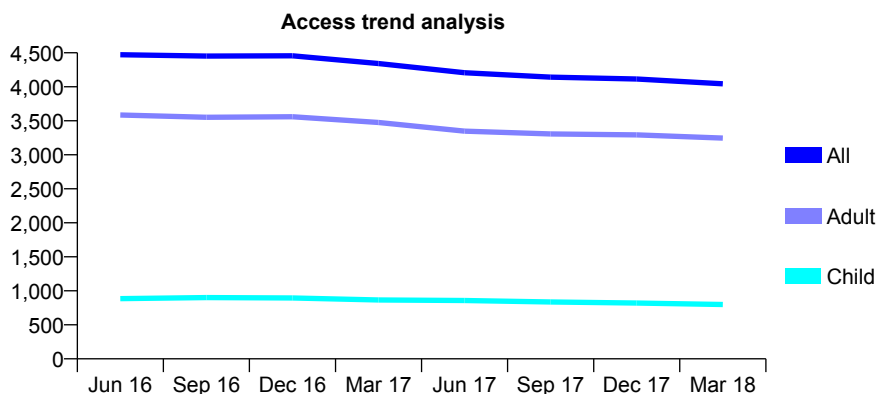
Q65 - Vital Signs At a Glance Contract Report for 186716/0003 - Year end March 2018

Name or company name	Parkfield Dental Surgery Ltd
Contract type name	GDS Contract
Purpose of contract	General
Contract start date	01/03/2010
Contract end date	

17/18 Contracted general activity (UDA)	14,550
Carry forward general activity (UDA)	0
17/18 Contracted orthodontic activity (UOA)	0
Carry forward orthodontic activity (UOA)	0
Baseline contract value	£333,889.02

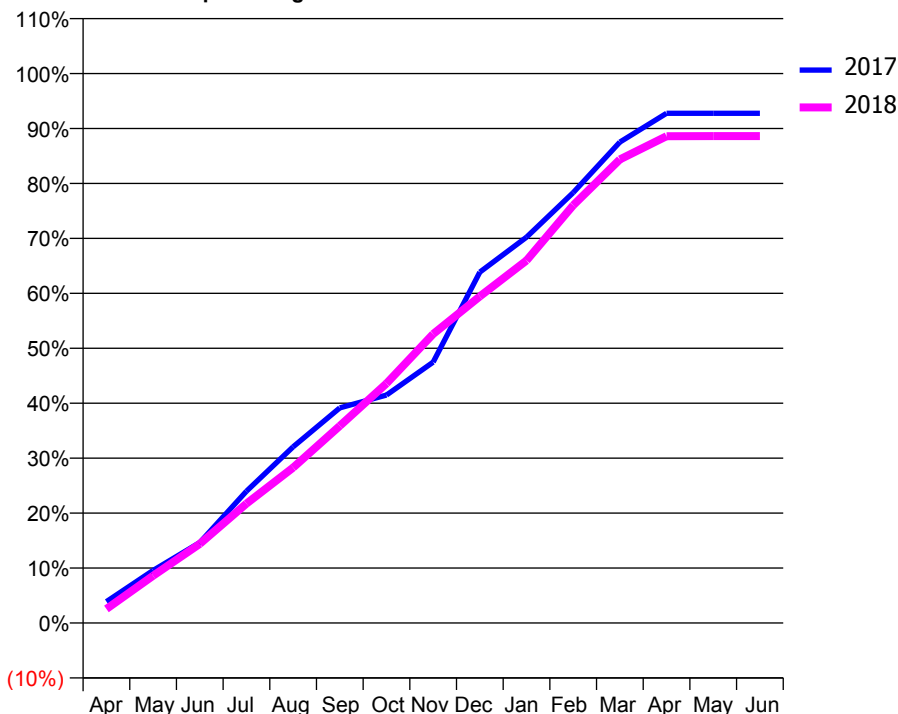
ACCESS*

Patients seen in 24 months	Total	Change since previous quarter
Quarter ending March 2017	4,342	
Quarter ending June 2017	4,206	↓
Quarter ending September 2017	4,142	↓
Quarter ending December 2017	4,115	→
Quarter ending March 2018	4,045	↓
Variance since March 2017	(6.8%)	↓



ACTIVITY

Cumulative percentage of contracted UDA delivered 2017 & 2018



Month	Adjusted Scheduled Activity (UDA)	
	2017	2018
April	566	372
May	1,392	1,251
June	2,131	2,096
July	3,490	3,162
August	4,667	4,116
September	5,698	5,219
October	6,037	6,342
November	6,909	7,652
December	9,290	8,647
January	10,218	9,599
February	11,397	11,060
March	12,734	12,276
April	13,496	12,891
May	13,495	12,892
June	13,495	12,894

QUALITY

	Quantity	Base Number	Contract	AT	Region	England
% of FP17s for the same patient ID Re-attending within 3 months - Children	156	1,226	12.7%	9.8%	11.5%	11.9%
% of FP17s for the same patient ID Re-attending within 3 months - Adults	988	5,187	19.0%	14.4%	15.9%	16.0%
% of FP17s for the same patient ID Re-attending between 3 & 9 months - Children	678	1,226	55.3%	61.5%	60.6%	58.3%
% of FP17s for the same patient ID Re-attending between 3 & 9 months - Adults	3,080	5,187	59.4%	52.1%	51.6%	50.3%
% of FP17s for Band 1 Urgent Courses	551	6,379	8.6%	8.3%	9.5%	9.1%
% of FP17s Relating to Free Repair or Replacements	110	6,379	1.7%	0.8%	0.7%	0.8%
% of FP17s Relating to Continuations	90	6,379	1.4%	1.2%	1.0%	1.0%
% of Patients satisfied with the dentistry they have received	5	9	N/A	91.4%	92.0%	91.5%
% of Patients satisfied with the time they had to wait for an appointment	8	9	N/A	88.6%	88.1%	87.9%

* This is based on patients treated on this contract for their most recent course of treatment. Figures in italics indicate the base number of FP17s or Patient Questionnaire responses are less than 100. N/A is shown where the base number of responses is less than 10 during the period. % is calculated as Quantity/Base number*100

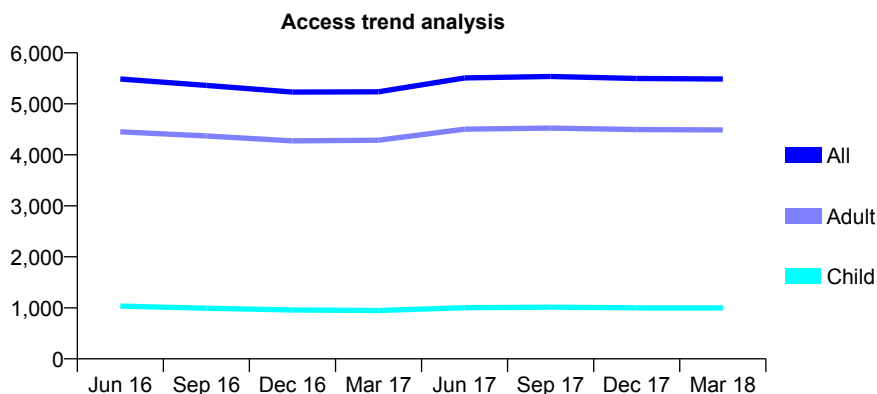
Q65 - Vital Signs At a Glance Contract Report for 186716/0004 - Year end March 2018

Name or company name	Parkfield Dental Surgery Ltd
Contract type name	GDS Contract
Purpose of contract	General
Contract start date	09/05/2011
Contract end date	

17/18 Contracted general activity (UDA)	18,000
Carry forward general activity (UDA)	0
17/18 Contracted orthodontic activity (UOA)	0
Carry forward orthodontic activity (UOA)	0
Baseline contract value	£483,093.12

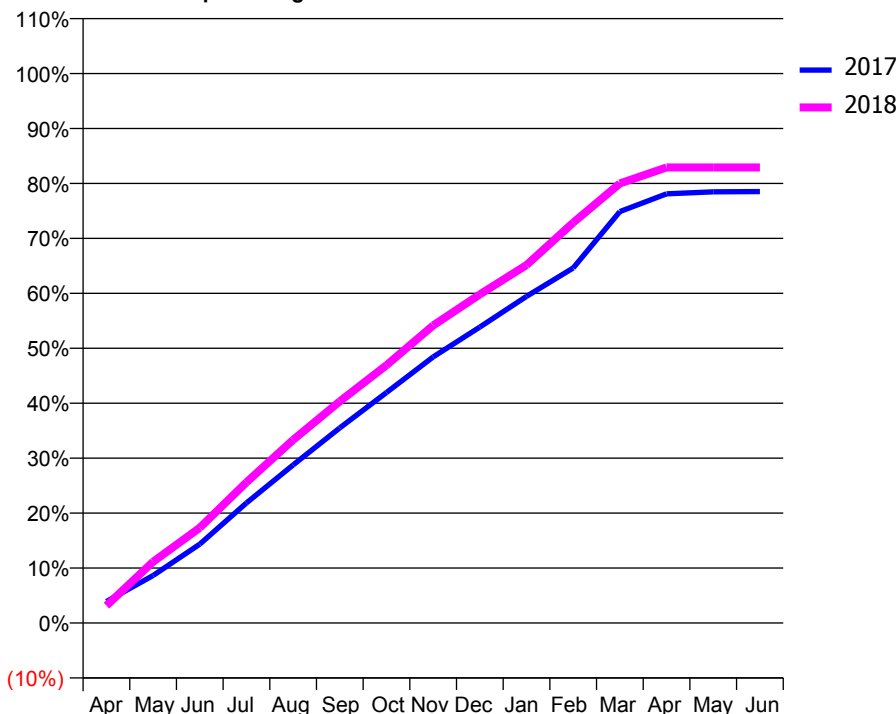
ACCESS*

Patients seen in 24 months	Total	Change since previous quarter
Quarter ending March 2017	5,235	
Quarter ending June 2017	5,506	↑
Quarter ending September 2017	5,536	→
Quarter ending December 2017	5,497	→
Quarter ending March 2018	5,487	→
Variance since March 2017	4.8%	↑



ACTIVITY

Cumulative percentage of contracted UDA delivered 2017 & 2018



Month	Adjusted Scheduled Activity (UDA)	
	2017	2018
April	704	569
May	1,555	2,006
June	2,584	3,122
July	3,932	4,612
August	5,177	6,000
September	6,393	7,263
October	7,549	8,445
November	8,715	9,749
December	9,695	10,764
January	10,699	11,725
February	11,629	13,115
March	13,477	14,399
April	14,060	14,925
May	14,125	14,921
June	14,133	14,922

QUALITY

	Quantity	Base Number	Contract	AT	Region	England
% of FP17s for the same patient ID Re-attending within 3 months - Children	107	1,775	6.0%	9.8%	11.5%	11.9%
% of FP17s for the same patient ID Re-attending within 3 months - Adults	1,325	8,123	16.3%	14.4%	15.9%	16.0%
% of FP17s for the same patient ID Re-attending between 3 & 9 months - Children	1,196	1,775	67.4%	61.5%	60.6%	58.3%
% of FP17s for the same patient ID Re-attending between 3 & 9 months - Adults	4,906	8,123	60.4%	52.1%	51.6%	50.3%
% of FP17s for Band 1 Urgent Courses	761	8,370	9.1%	8.3%	9.5%	9.1%
% of FP17s Relating to Free Repair or Replacements	229	8,370	2.7%	0.8%	0.7%	0.8%
% of FP17s Relating to Continuations	117	8,370	1.4%	1.2%	1.0%	1.0%
% of Patients satisfied with the dentistry they have received	9	12	75.0%	91.4%	92.0%	91.5%
% of Patients satisfied with the time they had to wait for an appointment	9	12	75.0%	88.6%	88.1%	87.9%

* This is based on patients treated on this contract for their most recent course of treatment. Figures in italics indicate the base number of FP17s or Patient Questionnaire responses are less than 100. N/A is shown where the base number of responses is less than 10 during the period. % is calculated as Quantity/Base number*100

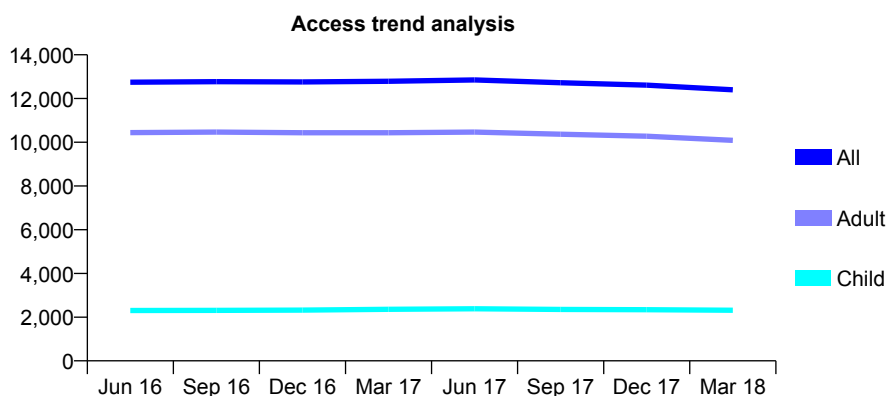
Q65 - Vital Signs At a Glance Contract Report for 187321/0001 - Year end March 2018

Name or company name	Phoenix Dental Ltd.,
Contract type name	GDS Contract
Purpose of contract	General
Contract start date	01/05/2007
Contract end date	

17/18 Contracted general activity (UDA)	39,546
Carry forward general activity (UDA)	0
17/18 Contracted orthodontic activity (UOA)	0
Carry forward orthodontic activity (UOA)	0
Baseline contract value	£847,545.28

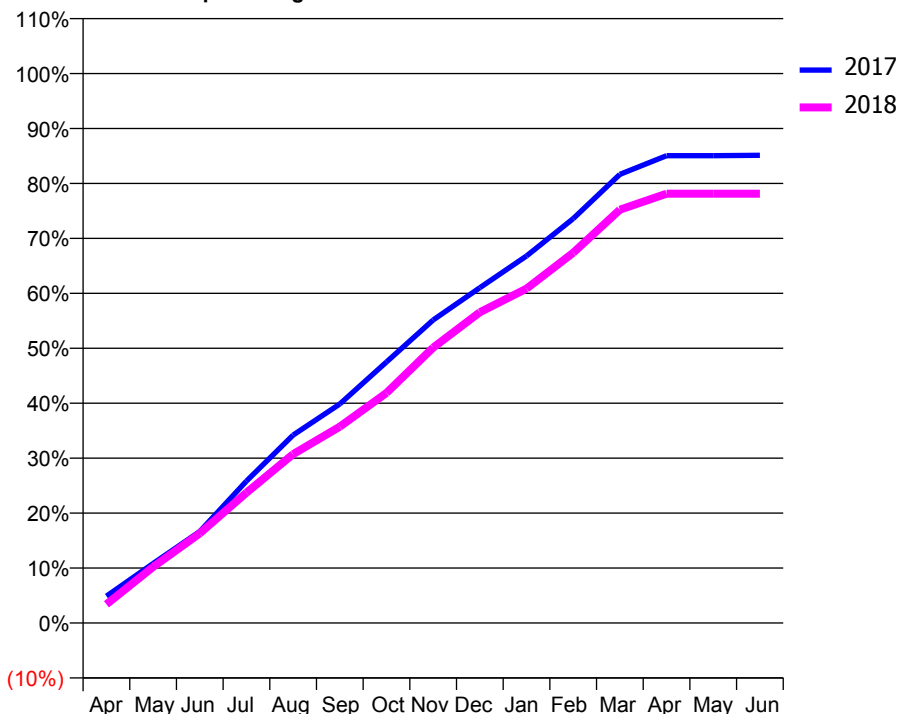
ACCESS*

Patients seen in 24 months	Total	Change since previous quarter
Quarter ending March 2017	12,791	
Quarter ending June 2017	12,849	→
Quarter ending September 2017	12,721	→
Quarter ending December 2017	12,613	→
Quarter ending March 2018	12,400	↓
Variance since March 2017	(3.1%)	↓



ACTIVITY

Cumulative percentage of contracted UDA delivered 2017 & 2018



Month	Adjusted Scheduled Activity (UDA)	
	2017	2018
April	1,930	1,347
May	4,289	4,032
June	6,591	6,458
July	10,219	9,377
August	13,529	12,157
September	15,766	14,129
October	18,782	16,558
November	21,810	19,818
December	24,131	22,362
January	26,414	24,061
February	29,098	26,644
March	32,287	29,747
April	33,629	30,896
May	33,631	30,892
June	33,664	30,892

QUALITY

	Quantity	Base Number	Contract	AT	Region	England
% of FP17s for the same patient ID Re-attending within 3 months - Children	166	3,107	5.3%	9.8%	11.5%	11.9%
% of FP17s for the same patient ID Re-attending within 3 months - Adults	1,398	13,390	10.4%	14.4%	15.9%	16.0%
% of FP17s for the same patient ID Re-attending between 3 & 9 months - Children	1,717	3,107	55.3%	61.5%	60.6%	58.3%
% of FP17s for the same patient ID Re-attending between 3 & 9 months - Adults	6,842	13,390	51.1%	52.1%	51.6%	50.3%
% of FP17s for Band 1 Urgent Courses	880	16,505	5.3%	8.3%	9.5%	9.1%
% of FP17s Relating to Free Repair or Replacements	135	16,505	0.8%	0.8%	0.7%	0.8%
% of FP17s Relating to Continuations	260	16,505	1.6%	1.2%	1.0%	1.0%
% of Patients satisfied with the dentistry they have received	17	19	89.5%	91.4%	92.0%	91.5%
% of Patients satisfied with the time they had to wait for an appointment	15	19	78.9%	88.6%	88.1%	87.9%

* This is based on patients treated on this contract for their most recent course of treatment. Figures in italics indicate the base number of FP17s or Patient Questionnaire responses are less than 100. N/A is shown where the base number of responses is less than 10 during the period. % is calculated as Quantity/Base number*100

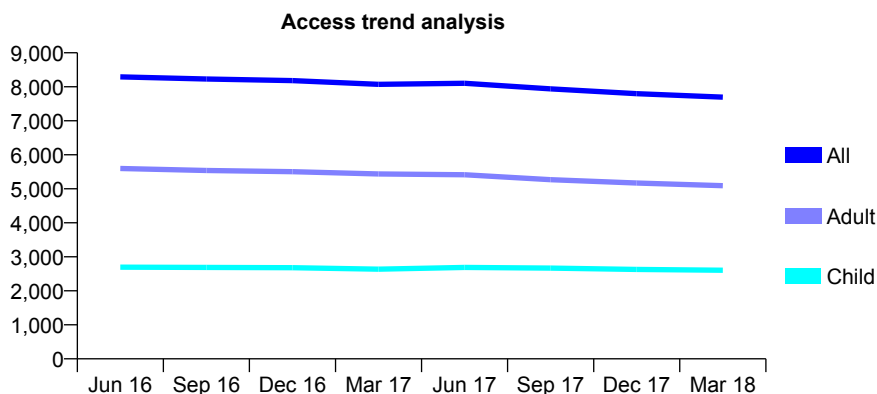
Q65 - Vital Signs At a Glance Contract Report for 187321/0002 - Year end March 2018

Name or company name	Phoenix Dental Ltd.,
Contract type name	GDS Contract
Purpose of contract	General
Contract start date	01/04/2009
Contract end date	

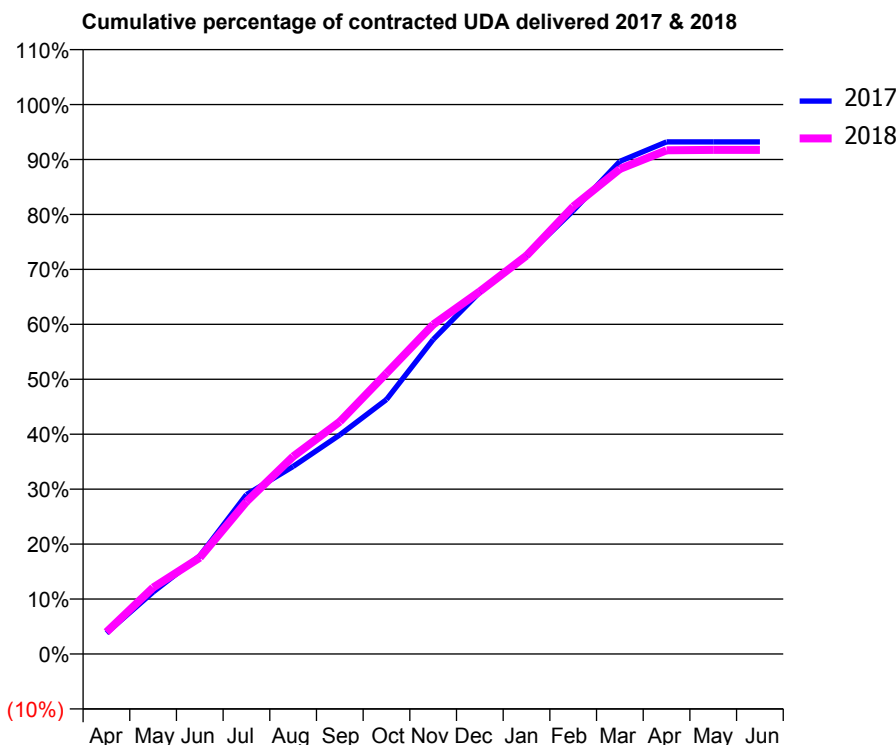
17/18 Contracted general activity (UDA)	20,500
Carry forward general activity (UDA)	0
17/18 Contracted orthodontic activity (UOA)	0
Carry forward orthodontic activity (UOA)	0
Baseline contract value	£484,160.09

ACCESS*

Patients seen in 24 months	Total	Change since previous quarter
Quarter ending March 2017	8,074	
Quarter ending June 2017	8,105	→
Quarter ending September 2017	7,939	↓
Quarter ending December 2017	7,797	↓
Quarter ending March 2018	7,695	↓
Variance since March 2017	(4.7%)	↓



ACTIVITY



Month	Adjusted Scheduled Activity (UDA)	
	2017	2018
April	784	821
May	2,309	2,480
June	3,663	3,596
July	5,947	5,686
August	6,997	7,369
September	8,177	8,668
October	9,492	10,475
November	11,732	12,292
December	13,497	13,527
January	14,851	14,864
February	16,536	16,691
March	18,379	18,095
April	19,105	18,794
May	19,106	18,805
June	19,106	18,805

QUALITY

	Quantity	Base Number	Contract	AT	Region	England
% of FP17s for the same patient ID Re-attending within 3 months - Children	233	3,867	6.0%	9.8%	11.5%	11.9%
% of FP17s for the same patient ID Re-attending within 3 months - Adults	746	6,421	11.6%	14.4%	15.9%	16.0%
% of FP17s for the same patient ID Re-attending between 3 & 9 months - Children	2,466	3,867	63.8%	61.5%	60.6%	58.3%
% of FP17s for the same patient ID Re-attending between 3 & 9 months - Adults	3,291	6,421	51.3%	52.1%	51.6%	50.3%
% of FP17s for Band 1 Urgent Courses	522	10,339	5.0%	8.3%	9.5%	9.1%
% of FP17s Relating to Free Repair or Replacements	89	10,339	0.9%	0.8%	0.7%	0.8%
% of FP17s Relating to Continuations	229	10,339	2.2%	1.2%	1.0%	1.0%
% of Patients satisfied with the dentistry they have received	9	12	75.0%	91.4%	92.0%	91.5%
% of Patients satisfied with the time they had to wait for an appointment	9	12	75.0%	88.6%	88.1%	87.9%

* This is based on patients treated on this contract for their most recent course of treatment. Figures in italics indicate the base number of FP17s or Patient Questionnaire responses are less than 100. N/A is shown where the base number of responses is less than 10 during the period. % is calculated as Quantity/Base number*100

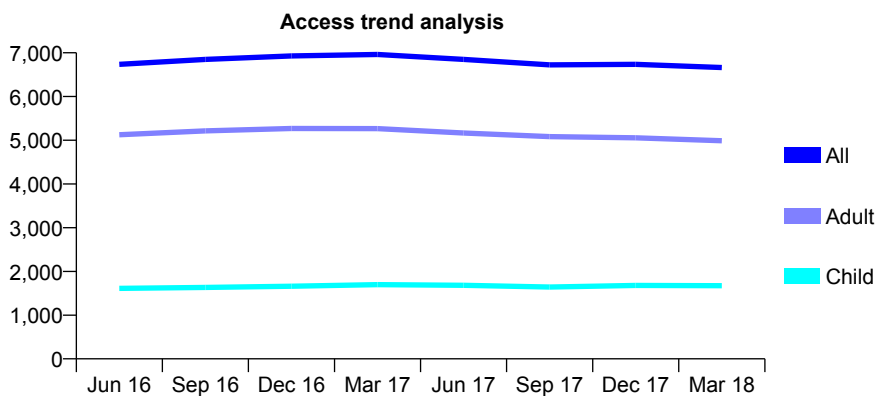
Q65 - Vital Signs At a Glance Contract Report for 187321/0003 - Year end March 2018

Name or company name	Phoenix Dental Ltd.,
Contract type name	GDS Contract
Purpose of contract	General
Contract start date	25/10/2010
Contract end date	

17/18 Contracted general activity (UDA)	20,700
Carry forward general activity (UDA)	0
17/18 Contracted orthodontic activity (UOA)	0
Carry forward orthodontic activity (UOA)	0
Baseline contract value	£542,358.39

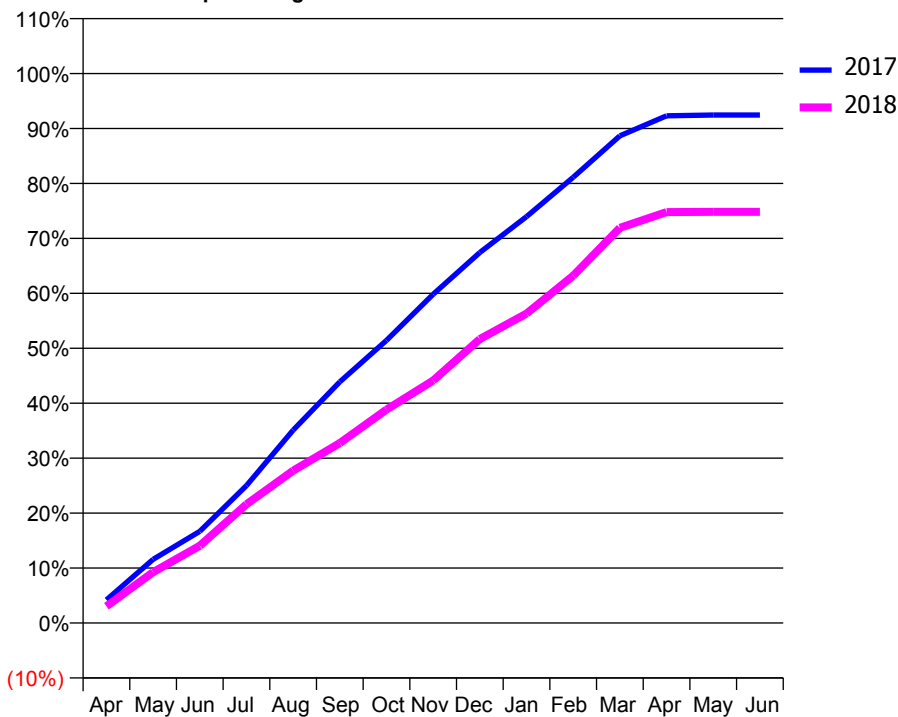
ACCESS*

Patients seen in 24 months	Total	Change since previous quarter
Quarter ending March 2017	6,962	
Quarter ending June 2017	6,849	↓
Quarter ending September 2017	6,725	↓
Quarter ending December 2017	6,736	→
Quarter ending March 2018	6,662	↓
Variance since March 2017	(4.3%)	↓



ACTIVITY

Cumulative percentage of contracted UDA delivered 2017 & 2018



Month	Adjusted Scheduled Activity (UDA)	
	2017	2018
April	801	629
May	2,201	1,916
June	3,169	2,912
July	4,753	4,475
August	6,668	5,738
September	8,339	6,778
October	9,773	8,039
November	11,367	9,135
December	12,812	10,695
January	14,050	11,656
February	15,412	13,081
March	16,846	14,888
April	17,537	15,479
May	17,565	15,488
June	17,567	15,488

QUALITY

	Quantity	Base Number	Contract	AT	Region	England
% of FP17s for the same patient ID Re-attending within 3 months - Children	74	2,037	3.6%	9.8%	11.5%	11.9%
% of FP17s for the same patient ID Re-attending within 3 months - Adults	349	5,407	6.5%	14.4%	15.9%	16.0%
% of FP17s for the same patient ID Re-attending between 3 & 9 months - Children	1,227	2,037	60.2%	61.5%	60.6%	58.3%
% of FP17s for the same patient ID Re-attending between 3 & 9 months - Adults	2,240	5,407	41.4%	52.1%	51.6%	50.3%
% of FP17s for Band 1 Urgent Courses	307	7,398	4.1%	8.3%	9.5%	9.1%
% of FP17s Relating to Free Repair or Replacements	32	7,398	0.4%	0.8%	0.7%	0.8%
% of FP17s Relating to Continuations	50	7,398	0.7%	1.2%	1.0%	1.0%
% of Patients satisfied with the dentistry they have received	9	9	N/A	91.4%	92.0%	91.5%
% of Patients satisfied with the time they had to wait for an appointment	6	9	N/A	88.6%	88.1%	87.9%

* This is based on patients treated on this contract for their most recent course of treatment. Figures in italics indicate the base number of FP17s or Patient Questionnaire responses are less than 100. N/A is shown where the base number of responses is less than 10 during the period. % is calculated as Quantity/Base number*100

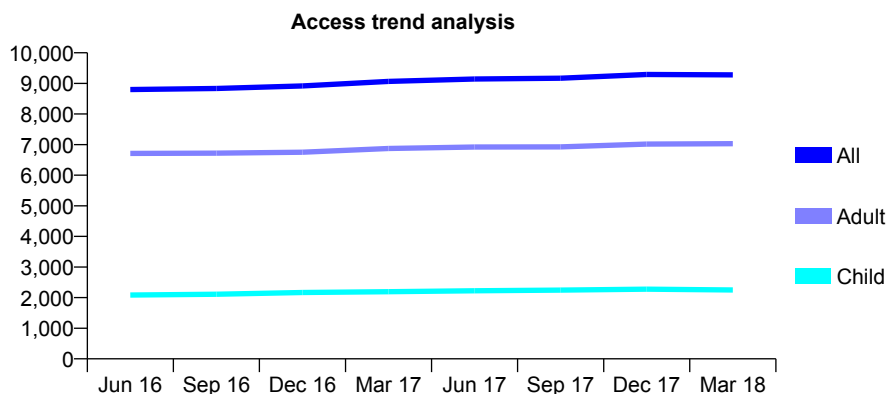
Q65 - Vital Signs At a Glance Contract Report for 190195/0007 - Year end March 2018

Name or company name	Xeon Smiles UK Ltd
Contract type name	GDS Contract
Purpose of contract	General
Contract start date	01/11/2010
Contract end date	

17/18 Contracted general activity (UDA)	31,772
Carry forward general activity (UDA)	-102
17/18 Contracted orthodontic activity (UOA)	0
Carry forward orthodontic activity (UOA)	0
Baseline contract value	£804,903.22

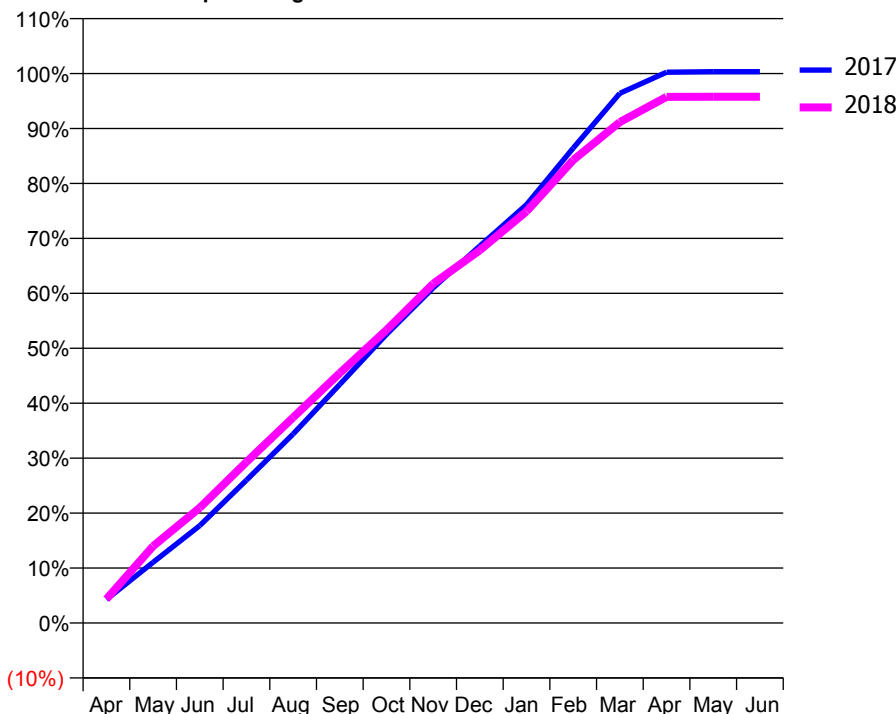
ACCESS*

Patients seen in 24 months	Total	Change since previous quarter
Quarter ending March 2017	9,067	
Quarter ending June 2017	9,145	→
Quarter ending September 2017	9,170	→
Quarter ending December 2017	9,293	→
Quarter ending March 2018	9,280	→
Variance since March 2017	2.3%	↑



ACTIVITY

Cumulative percentage of contracted UDA delivered 2017 & 2018



Month	Adjusted Scheduled Activity (UDA)	
	2017	2018
April	1,364	1,386
May	3,513	4,445
June	5,629	6,666
July	8,262	9,312
August	10,926	11,883
September	13,795	14,454
October	16,686	16,942
November	19,382	19,618
December	21,798	21,555
January	24,194	23,798
February	27,458	26,767
March	30,628	28,963
April	31,845	30,424
May	31,874	30,427
June	31,874	30,428

QUALITY

	Quantity	Base Number	Contract	AT	Region	England
% of FP17s for the same patient ID Re-attending within 3 months - Children	240	2,794	8.6%	9.8%	11.5%	11.9%
% of FP17s for the same patient ID Re-attending within 3 months - Adults	1,323	7,986	16.6%	14.4%	15.9%	16.0%
% of FP17s for the same patient ID Re-attending between 3 & 9 months - Children	1,407	2,794	50.4%	61.5%	60.6%	58.3%
% of FP17s for the same patient ID Re-attending between 3 & 9 months - Adults	3,279	7,986	41.1%	52.1%	51.6%	50.3%
% of FP17s for Band 1 Urgent Courses	1,625	10,935	14.9%	8.3%	9.5%	9.1%
% of FP17s Relating to Free Repair or Replacements	136	10,935	1.2%	0.8%	0.7%	0.8%
% of FP17s Relating to Continuations	63	10,935	0.6%	1.2%	1.0%	1.0%
% of Patients satisfied with the dentistry they have received	8	11	72.7%	91.4%	92.0%	91.5%
% of Patients satisfied with the time they had to wait for an appointment	9	11	81.8%	88.6%	88.1%	87.9%

* This is based on patients treated on this contract for their most recent course of treatment. Figures in italics indicate the base number of FP17s or Patient Questionnaire responses are less than 100. N/A is shown where the base number of responses is less than 10 during the period. % is calculated as Quantity/Base number*100

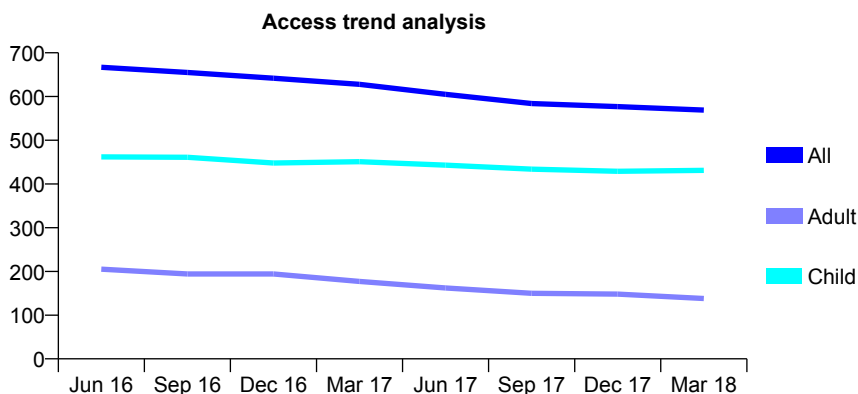
Q65 - Vital Signs At a Glance Contract Report for 190365/0001 - Year end March 2018

Name or company name	Main Dental Partners
Contract type name	GDS Contract
Purpose of contract	General
Contract start date	01/03/2013
Contract end date	

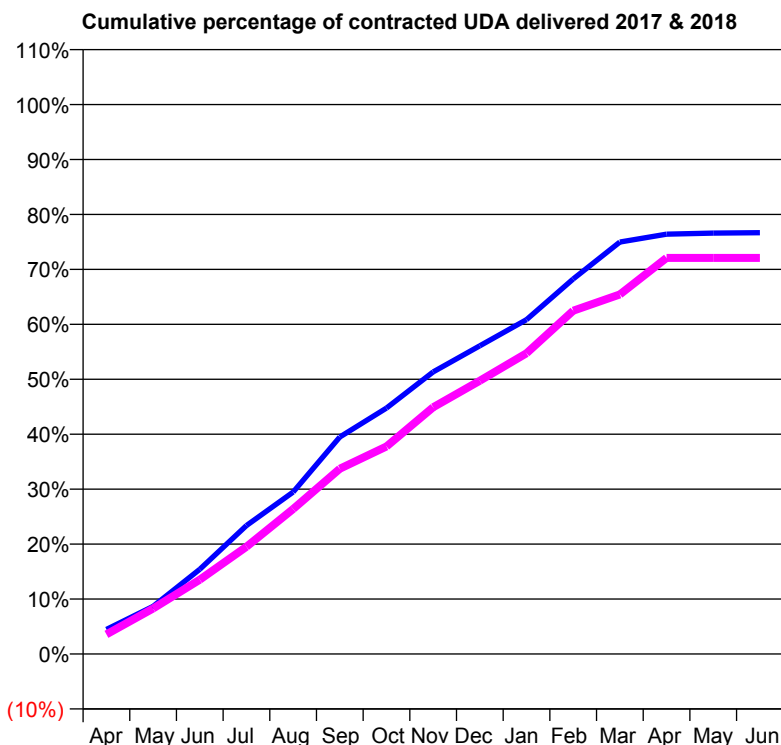
17/18 Contracted general activity (UDA)	1,600
Carry forward general activity (UDA)	0
17/18 Contracted orthodontic activity (UOA)	0
Carry forward orthodontic activity (UOA)	0
Baseline contract value	£36,105.37

ACCESS*

Patients seen in 24 months	Total	Change since previous quarter
Quarter ending March 2017	628	
Quarter ending June 2017	605	↓
Quarter ending September 2017	584	↓
Quarter ending December 2017	577	↓
Quarter ending March 2018	569	↓
Variance since March 2017	(9.4%)	↓



ACTIVITY



Month	Adjusted Scheduled Activity (UDA)	
	2017	2018
April	72	57
May	139	133
June	247	216
July	374	312
August	471	422
September	632	539
October	716	604
November	821	719
December	897	796
January	974	876
February	1,092	1,000
March	1,200	1,047
April	1,223	1,153
May	1,226	1,153
June	1,227	1,153

QUALITY

	Quantity	Base Number	Contract	AT	Region	England
% of FP17s for the same patient ID Re-attending within 3 months - Children	46	642	7.2%	9.8%	11.5%	11.9%
% of FP17s for the same patient ID Re-attending within 3 months - Adults	19	117	16.2%	14.4%	15.9%	16.0%
% of FP17s for the same patient ID Re-attending between 3 & 9 months - Children	399	642	62.1%	61.5%	60.6%	58.3%
% of FP17s for the same patient ID Re-attending between 3 & 9 months - Adults	59	117	50.4%	52.1%	51.6%	50.3%
% of FP17s for Band 1 Urgent Courses	16	799	2.0%	8.3%	9.5%	9.1%
% of FP17s Relating to Free Repair or Replacements	0	799	0.0%	0.8%	0.7%	0.8%
% of FP17s Relating to Continuations	7	799	0.9%	1.2%	1.0%	1.0%
% of Patients satisfied with the dentistry they have received	0	0	N/A	91.4%	92.0%	91.5%
% of Patients satisfied with the time they had to wait for an appointment	0	0	N/A	88.6%	88.1%	87.9%

* This is based on patients treated on this contract for their most recent course of treatment. Figures in italics indicate the base number of FP17s or Patient Questionnaire responses are less than 100. N/A is shown where the base number of responses is less than 10 during the period. % is calculated as Quantity/Base number*100

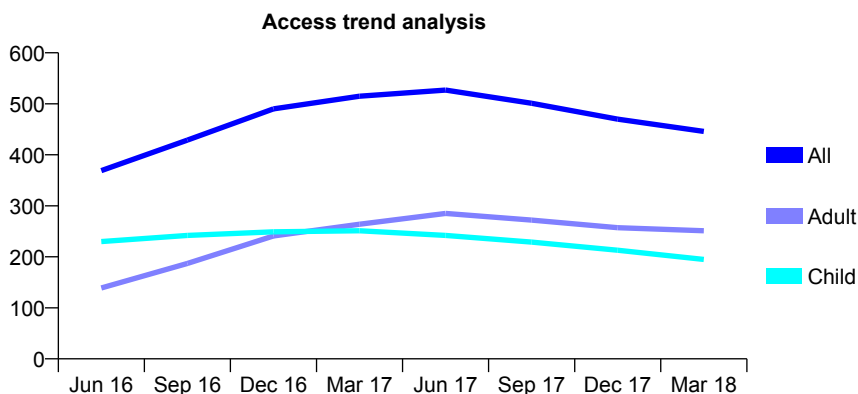
Q65 - Vital Signs At a Glance Contract Report for 192392/0001 - Year end March 2018

Name or company name	Miss AJ Gorman
Contract type name	GDS Contract
Purpose of contract	General
Contract start date	15/05/2015
Contract end date	

17/18 Contracted general activity (UDA)	1,255
Carry forward general activity (UDA)	0
17/18 Contracted orthodontic activity (UOA)	0
Carry forward orthodontic activity (UOA)	0
Baseline contract value	£30,282.12

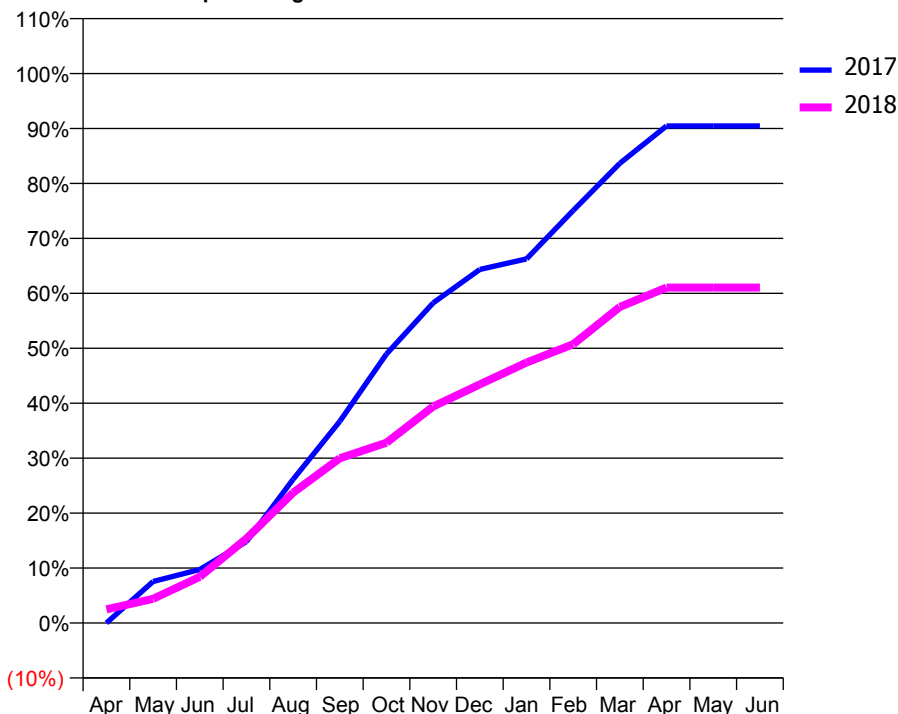
ACCESS*

Patients seen in 24 months	Total	Change since previous quarter
Quarter ending March 2017	515	
Quarter ending June 2017	527	↑
Quarter ending September 2017	501	↓
Quarter ending December 2017	470	↓
Quarter ending March 2018	446	↓
Variance since March 2017	(13.4%)	↓



ACTIVITY

Cumulative percentage of contracted UDA delivered 2017 & 2018



Adjusted Scheduled Activity (UDA)

Month	2017	2018
April	0	31
May	95	55
June	122	105
July	186	193
August	328	298
September	461	376
October	614	412
November	731	494
December	808	545
January	832	595
February	942	637
March	1,050	722
April	1,135	766
May	1,135	766
June	1,135	766

QUALITY

	Quantity	Base Number	Contract	AT	Region	England
% of FP17s for the same patient ID Re-attending within 3 months - Children	31	258	12.0%	9.8%	11.5%	11.9%
% of FP17s for the same patient ID Re-attending within 3 months - Adults	10	183	5.5%	14.4%	15.9%	16.0%
% of FP17s for the same patient ID Re-attending between 3 & 9 months - Children	121	258	46.9%	61.5%	60.6%	58.3%
% of FP17s for the same patient ID Re-attending between 3 & 9 months - Adults	42	183	23.0%	52.1%	51.6%	50.3%
% of FP17s for Band 1 Urgent Courses	60	422	14.2%	8.3%	9.5%	9.1%
% of FP17s Relating to Free Repair or Replacements	0	422	0.0%	0.8%	0.7%	0.8%
% of FP17s Relating to Continuations	0	422	0.0%	1.2%	1.0%	1.0%
% of Patients satisfied with the dentistry they have received	1	1	N/A	91.4%	92.0%	91.5%
% of Patients satisfied with the time they had to wait for an appointment	1	1	N/A	88.6%	88.1%	87.9%

* This is based on patients treated on this contract for their most recent course of treatment. Figures in italics indicate the base number of FP17s or Patient Questionnaire responses are less than 100. N/A is shown where the base number of responses is less than 10 during the period. % is calculated as Quantity/Base number*100

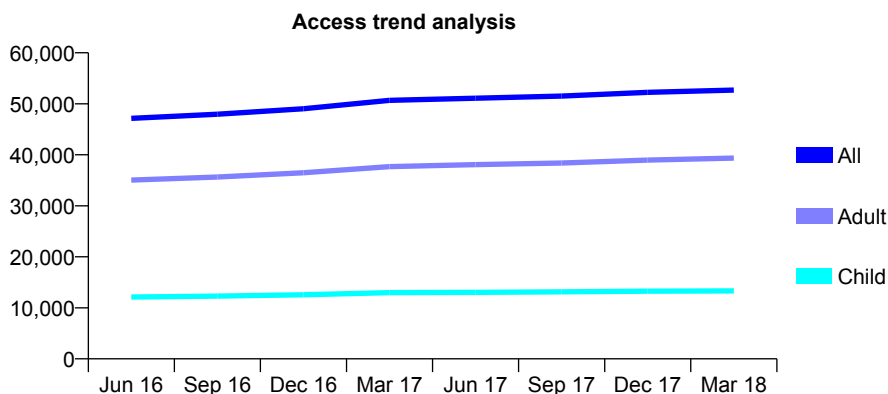
Q65 - Vital Signs At a Glance Contract Report for 196703/0001 - Year end March 2018

Name or company name	D A & C Houston & Associates
Contract type name	GDS Contract
Purpose of contract	General
Contract start date	01/10/2013
Contract end date	

17/18 Contracted general activity (UDA)	180,489
Carry forward general activity (UDA)	4,446
17/18 Contracted orthodontic activity (UOA)	0
Carry forward orthodontic activity (UOA)	0
Baseline contract value	£4,546,578.85

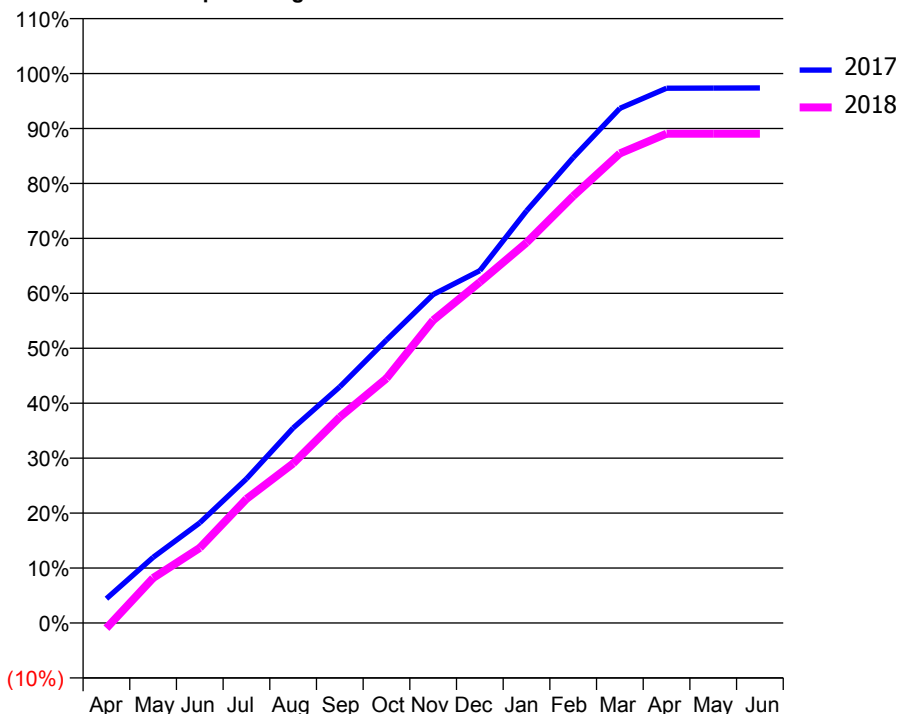
ACCESS*

Patients seen in 24 months	Total	Change since previous quarter
Quarter ending March 2017	50,668	
Quarter ending June 2017	51,110	→
Quarter ending September 2017	51,521	→
Quarter ending December 2017	52,238	→
Quarter ending March 2018	52,694	→
Variance since March 2017	4.0%	↑



ACTIVITY

Cumulative percentage of contracted UDA delivered 2017 & 2018



Month	Adjusted Scheduled Activity (UDA)	
	2017	2018
April	7,494	-1,725
May	20,178	14,783
June	30,804	24,676
July	44,319	40,736
August	59,937	52,388
September	72,593	67,653
October	86,983	80,337
November	100,975	99,458
December	108,315	111,991
January	126,665	124,930
February	143,054	140,230
March	158,167	154,218
April	164,350	160,712
May	164,417	160,728
June	164,444	160,710

QUALITY

	Quantity	Base Number	Contract	AT	Region	England
% of FP17s for the same patient ID Re-attending within 3 months - Children	1,505	21,723	6.9%	9.8%	11.5%	11.9%
% of FP17s for the same patient ID Re-attending within 3 months - Adults	9,130	61,164	14.9%	14.4%	15.9%	16.0%
% of FP17s for the same patient ID Re-attending between 3 & 9 months - Children	14,686	21,723	67.6%	61.5%	60.6%	58.3%
% of FP17s for the same patient ID Re-attending between 3 & 9 months - Adults	38,344	61,164	62.7%	52.1%	51.6%	50.3%
% of FP17s for Band 1 Urgent Courses	6,608	78,084	8.5%	8.3%	9.5%	9.1%
% of FP17s Relating to Free Repair or Replacements	989	78,084	1.3%	0.8%	0.7%	0.8%
% of FP17s Relating to Continuations	1,410	78,084	1.8%	1.2%	1.0%	1.0%
% of Patients satisfied with the dentistry they have received	82	87	94.3%	91.4%	92.0%	91.5%
% of Patients satisfied with the time they had to wait for an appointment	81	87	93.1%	88.6%	88.1%	87.9%

* This is based on patients treated on this contract for their most recent course of treatment. Figures in italics indicate the base number of FP17s or Patient Questionnaire responses are less than 100. N/A is shown where the base number of responses is less than 10 during the period. % is calculated as Quantity/Base number*100

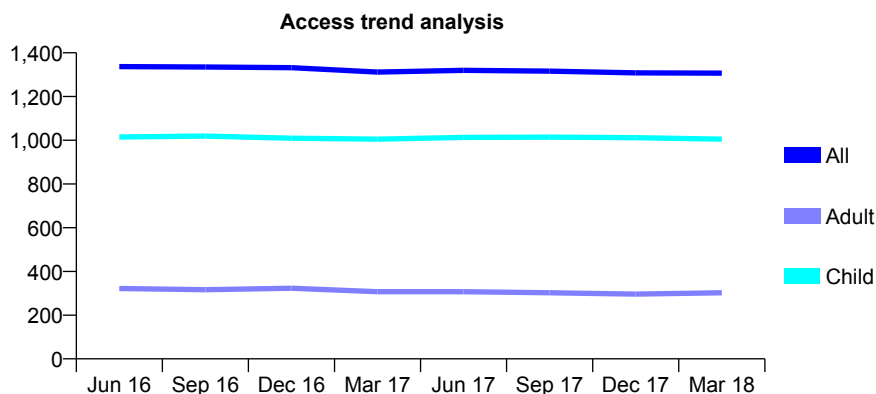
Q65 - Vital Signs At a Glance Contract Report for 197963/0001 - Year end March 2018

Name or company name	Linden House Dental Practice
Contract type name	GDS Contract
Purpose of contract	General and Orthodontic
Contract start date	01/02/2011
Contract end date	

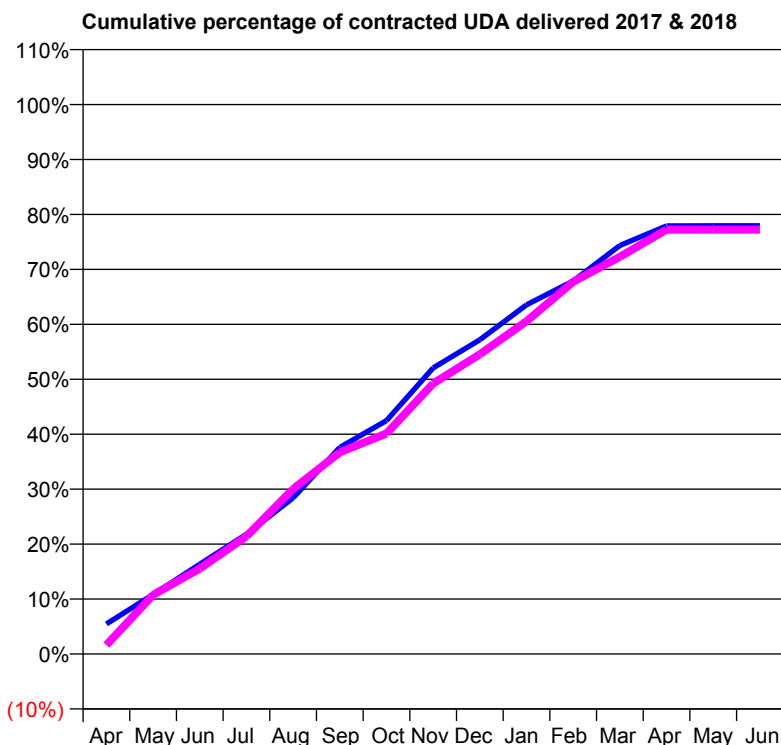
17/18 Contracted general activity (UDA)	3,702
Carry forward general activity (UDA)	0
17/18 Contracted orthodontic activity (UOA)	472
Carry forward orthodontic activity (UOA)	0
Baseline contract value	£119,698.50

ACCESS*

Patients seen in 24 months	Total	Change since previous quarter
Quarter ending March 2017	1,312	
Quarter ending June 2017	1,320	→
Quarter ending September 2017	1,316	→
Quarter ending December 2017	1,308	→
Quarter ending March 2018	1,307	→
Variance since March 2017	(0.4%)	→



ACTIVITY



Month	Adjusted Scheduled Activity (UDA)	
	2017	2018
April	203	61
May	401	399
June	605	576
July	807	793
August	1,053	1,111
September	1,392	1,359
October	1,573	1,486
November	1,928	1,822
December	2,117	2,019
January	2,352	2,242
February	2,514	2,508
March	2,752	2,676
April	2,884	2,859
May	2,885	2,859
June	2,885	2,859

QUALITY

	Quantity	Base Number	Contract	AT	Region	England
% of FP17s for the same patient ID Re-attending within 3 months - Children	152	1,687	9.0%	9.8%	11.5%	11.9%
% of FP17s for the same patient ID Re-attending within 3 months - Adults	35	247	14.2%	14.4%	15.9%	16.0%
% of FP17s for the same patient ID Re-attending between 3 & 9 months - Children	1,102	1,687	65.3%	61.5%	60.6%	58.3%
% of FP17s for the same patient ID Re-attending between 3 & 9 months - Adults	147	247	59.5%	52.1%	51.6%	50.3%
% of FP17s for Band 1 Urgent Courses	41	1,928	2.1%	8.3%	9.5%	9.1%
% of FP17s Relating to Free Repair or Replacements	0	1,928	0.0%	0.8%	0.7%	0.8%
% of FP17s Relating to Continuations	0	1,928	0.0%	1.2%	1.0%	1.0%
% of Patients satisfied with the dentistry they have received	4	4	N/A	91.4%	92.0%	91.5%
% of Patients satisfied with the time they had to wait for an appointment	4	4	N/A	88.6%	88.1%	87.9%

* This is based on patients treated on this contract for their most recent course of treatment. Figures in italics indicate the base number of FP17s or Patient Questionnaire responses are less than 100. N/A is shown where the base number of responses is less than 10 during the period. % is calculated as Quantity/Base number*100

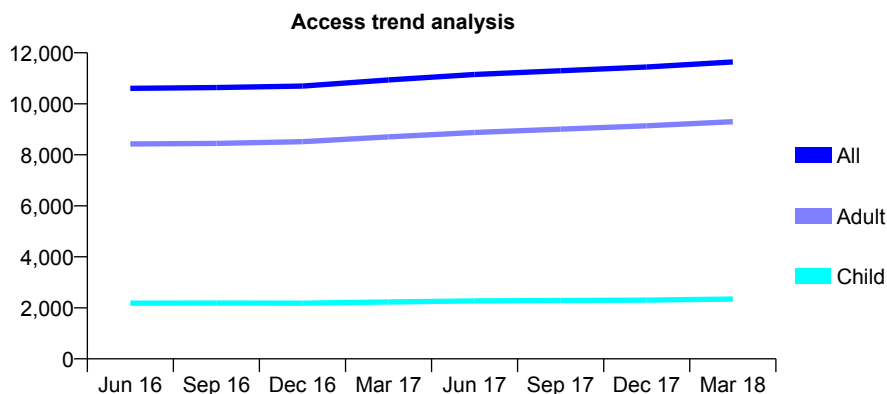
Q65 - Vital Signs At a Glance Contract Report for 198587/0001 - Year end March 2018

Name or company name	Cheddar Dental Practice
Contract type name	GDS Contract
Purpose of contract	General
Contract start date	01/08/2014
Contract end date	

17/18 Contracted general activity (UDA)	31,258
Carry forward general activity (UDA)	1,135
17/18 Contracted orthodontic activity (UOA)	0
Carry forward orthodontic activity (UOA)	0
Baseline contract value	£696,815.82

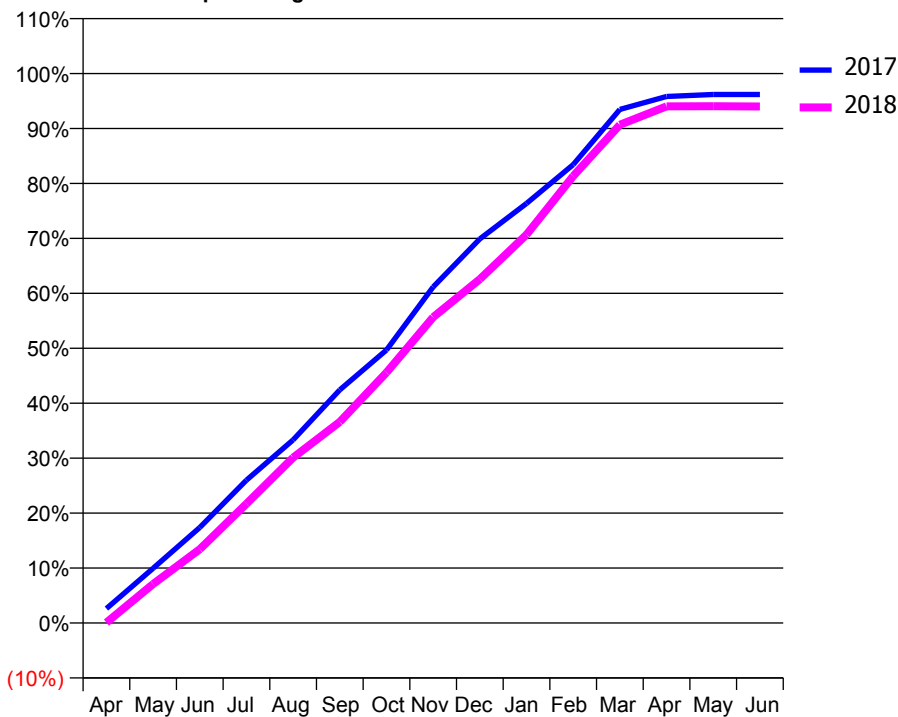
ACCESS*

Patients seen in 24 months	Total	Change since previous quarter
Quarter ending March 2017	10,935	
Quarter ending June 2017	11,148	→
Quarter ending September 2017	11,298	→
Quarter ending December 2017	11,441	→
Quarter ending March 2018	11,640	→
Variance since March 2017	6.4%	↑



ACTIVITY

Cumulative percentage of contracted UDA delivered 2017 & 2018



Month	Adjusted Scheduled Activity (UDA)	
	2017	2018
April	783	25
May	2,961	2,216
June	5,171	4,196
July	7,739	6,783
August	9,917	9,410
September	12,625	11,443
October	14,787	14,252
November	18,201	17,397
December	20,803	19,560
January	22,719	22,093
February	24,825	25,422
March	27,816	28,345
April	28,515	29,390
May	28,623	29,398
June	28,623	29,381

QUALITY

	Quantity	Base Number	Contract	AT	Region	England
% of FP17s for the same patient ID Re-attending within 3 months - Children	348	4,276	8.1%	9.8%	11.5%	11.9%
% of FP17s for the same patient ID Re-attending within 3 months - Adults	2,172	14,408	15.1%	14.4%	15.9%	16.0%
% of FP17s for the same patient ID Re-attending between 3 & 9 months - Children	2,964	4,276	69.3%	61.5%	60.6%	58.3%
% of FP17s for the same patient ID Re-attending between 3 & 9 months - Adults	6,172	14,408	42.8%	52.1%	51.6%	50.3%
% of FP17s for Band 1 Urgent Courses	1,358	16,324	8.3%	8.3%	9.5%	9.1%
% of FP17s Relating to Free Repair or Replacements	190	16,324	1.2%	0.8%	0.7%	0.8%
% of FP17s Relating to Continuations	190	16,324	1.2%	1.2%	1.0%	1.0%
% of Patients satisfied with the dentistry they have received	18	19	94.7%	91.4%	92.0%	91.5%
% of Patients satisfied with the time they had to wait for an appointment	17	19	89.5%	88.6%	88.1%	87.9%

* This is based on patients treated on this contract for their most recent course of treatment. Figures in italics indicate the base number of FP17s or Patient Questionnaire responses are less than 100. N/A is shown where the base number of responses is less than 10 during the period. % is calculated as Quantity/Base number*100

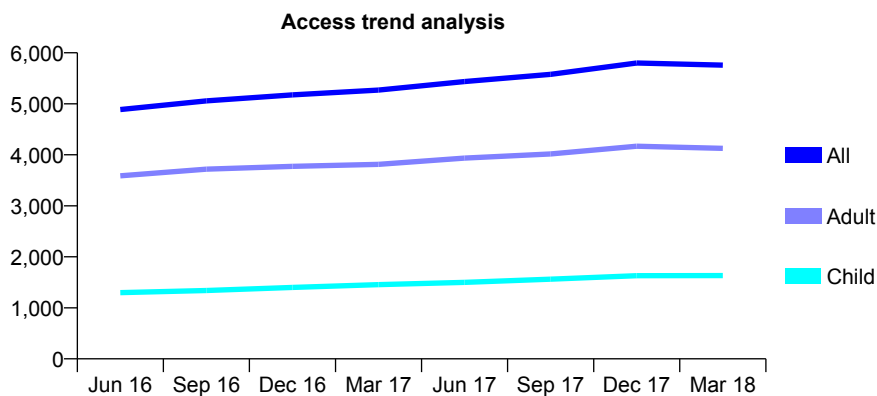
Q65 - Vital Signs At a Glance Contract Report for 199311/0001 - Year end March 2018

Name or company name	Watersedge Blue Ltd
Contract type name	GDS Contract
Purpose of contract	General
Contract start date	01/09/2010
Contract end date	

17/18 Contracted general activity (UDA)	14,000
Carry forward general activity (UDA)	-274
17/18 Contracted orthodontic activity (UOA)	0
Carry forward orthodontic activity (UOA)	0
Baseline contract value	£368,739.21

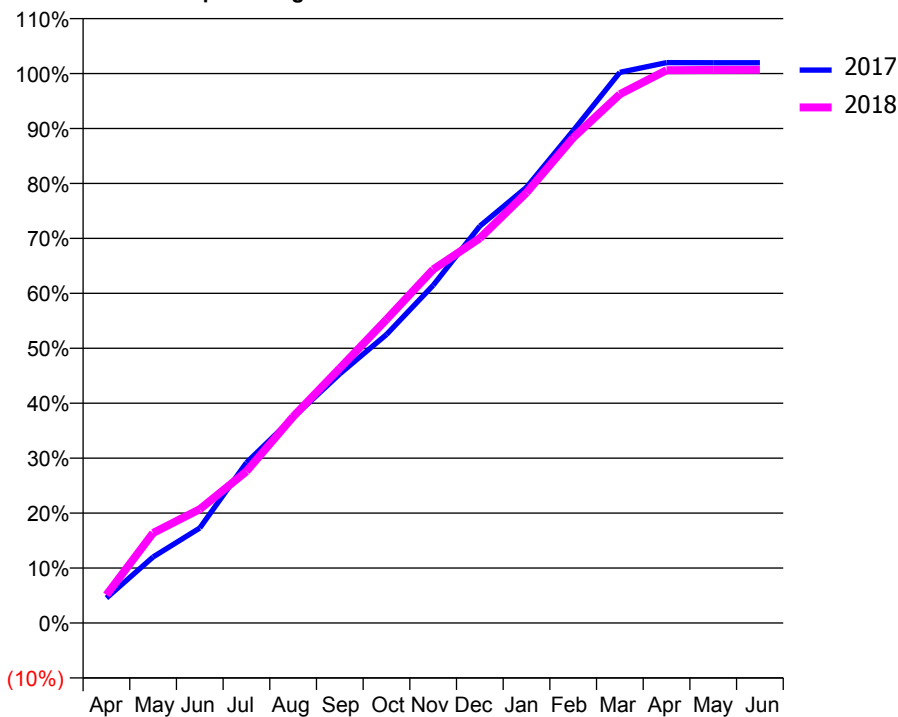
ACCESS*

Patients seen in 24 months	Total	Change since previous quarter
Quarter ending March 2017	5,268	
Quarter ending June 2017	5,436	↑
Quarter ending September 2017	5,579	↑
Quarter ending December 2017	5,799	↑
Quarter ending March 2018	5,759	→
Variance since March 2017	9.3%	↑



ACTIVITY

Cumulative percentage of contracted UDA delivered 2017 & 2018



Month	Adjusted Scheduled Activity (UDA)	
	2017	2018
April	638	716
May	1,684	2,294
June	2,422	2,901
July	4,085	3,866
August	5,237	5,257
September	6,348	6,491
October	7,352	7,735
November	8,604	9,009
December	10,113	9,802
January	11,099	10,965
February	12,544	12,364
March	14,028	13,473
April	14,278	14,082
May	14,275	14,091
June	14,274	14,094

QUALITY

	Quantity	Base Number	Contract	AT	Region	England
% of FP17s for the same patient ID Re-attending within 3 months - Children	210	2,096	10.0%	9.8%	11.5%	11.9%
% of FP17s for the same patient ID Re-attending within 3 months - Adults	654	4,705	13.9%	14.4%	15.9%	16.0%
% of FP17s for the same patient ID Re-attending between 3 & 9 months - Children	953	2,096	45.5%	61.5%	60.6%	58.3%
% of FP17s for the same patient ID Re-attending between 3 & 9 months - Adults	1,988	4,705	42.3%	52.1%	51.6%	50.3%
% of FP17s for Band 1 Urgent Courses	368	6,090	6.0%	8.3%	9.5%	9.1%
% of FP17s Relating to Free Repair or Replacements	83	6,090	1.4%	0.8%	0.7%	0.8%
% of FP17s Relating to Continuations	85	6,090	1.4%	1.2%	1.0%	1.0%
% of Patients satisfied with the dentistry they have received	6	6	N/A	91.4%	92.0%	91.5%
% of Patients satisfied with the time they had to wait for an appointment	6	6	N/A	88.6%	88.1%	87.9%

* This is based on patients treated on this contract for their most recent course of treatment. Figures in italics indicate the base number of FP17s or Patient Questionnaire responses are less than 100. N/A is shown where the base number of responses is less than 10 during the period. % is calculated as Quantity/Base number*100

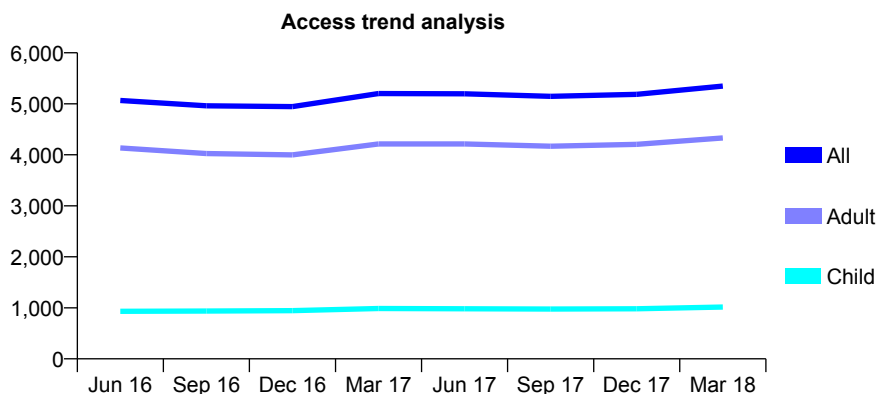
Q65 - Vital Signs At a Glance Contract Report for 199311/0002 - Year end March 2018

Name or company name	Watersedge Blue Ltd
Contract type name	GDS Contract
Purpose of contract	General
Contract start date	01/04/2013
Contract end date	

17/18 Contracted general activity (UDA)	18,000
Carry forward general activity (UDA)	-278
17/18 Contracted orthodontic activity (UOA)	0
Carry forward orthodontic activity (UOA)	0
Baseline contract value	£539,472.80

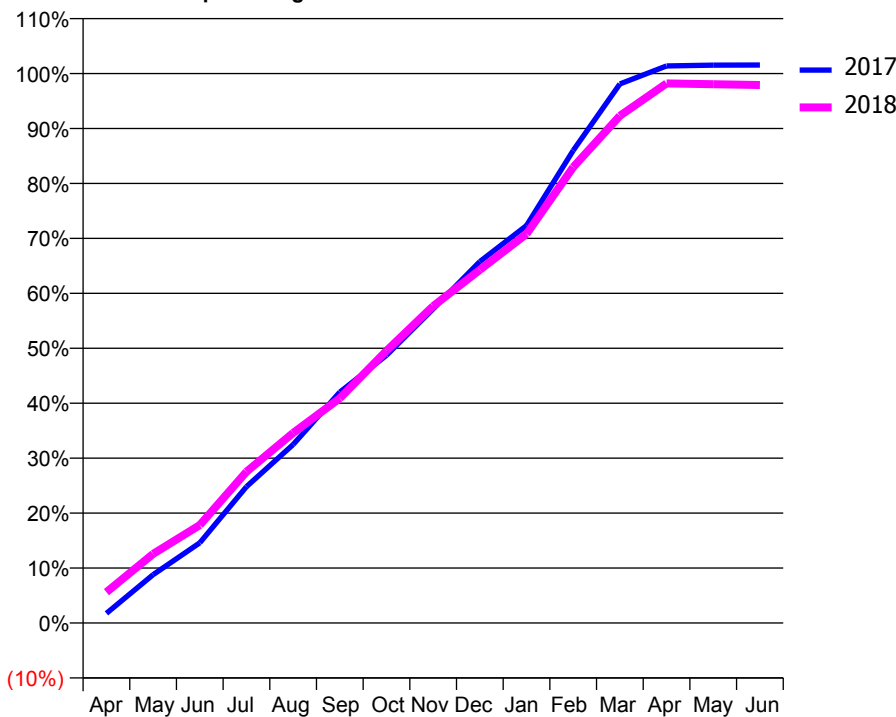
ACCESS*

Patients seen in 24 months	Total	Change since previous quarter
Quarter ending March 2017	5,200	
Quarter ending June 2017	5,195	→
Quarter ending September 2017	5,146	→
Quarter ending December 2017	5,185	→
Quarter ending March 2018	5,347	↑
Variance since March 2017	2.8%	↑



ACTIVITY

Cumulative percentage of contracted UDA delivered 2017 & 2018



Month	Adjusted Scheduled Activity (UDA)	
	2017	2018
April	315	1,012
May	1,583	2,263
June	2,629	3,207
July	4,468	4,955
August	5,849	6,227
September	7,565	7,363
October	8,767	8,919
November	10,288	10,379
December	11,838	11,569
January	13,018	12,745
February	15,479	14,930
March	17,657	16,614
April	18,247	17,676
May	18,275	17,648
June	18,278	17,625

QUALITY

	Quantity	Base Number	Contract	AT	Region	England
% of FP17s for the same patient ID Re-attending within 3 months - Children	92	1,124	8.2%	9.8%	11.5%	11.9%
% of FP17s for the same patient ID Re-attending within 3 months - Adults	1,082	6,086	17.8%	14.4%	15.9%	16.0%
% of FP17s for the same patient ID Re-attending between 3 & 9 months - Children	459	1,124	40.8%	61.5%	60.6%	58.3%
% of FP17s for the same patient ID Re-attending between 3 & 9 months - Adults	3,041	6,086	50.0%	52.1%	51.6%	50.3%
% of FP17s for Band 1 Urgent Courses	582	7,312	8.0%	8.3%	9.5%	9.1%
% of FP17s Relating to Free Repair or Replacements	115	7,312	1.6%	0.8%	0.7%	0.8%
% of FP17s Relating to Continuations	151	7,312	2.1%	1.2%	1.0%	1.0%
% of Patients satisfied with the dentistry they have received	12	12	100.0%	91.4%	92.0%	91.5%
% of Patients satisfied with the time they had to wait for an appointment	12	12	100.0%	88.6%	88.1%	87.9%

* This is based on patients treated on this contract for their most recent course of treatment. Figures in italics indicate the base number of FP17s or Patient Questionnaire responses are less than 100. N/A is shown where the base number of responses is less than 10 during the period. % is calculated as Quantity/Base number*100

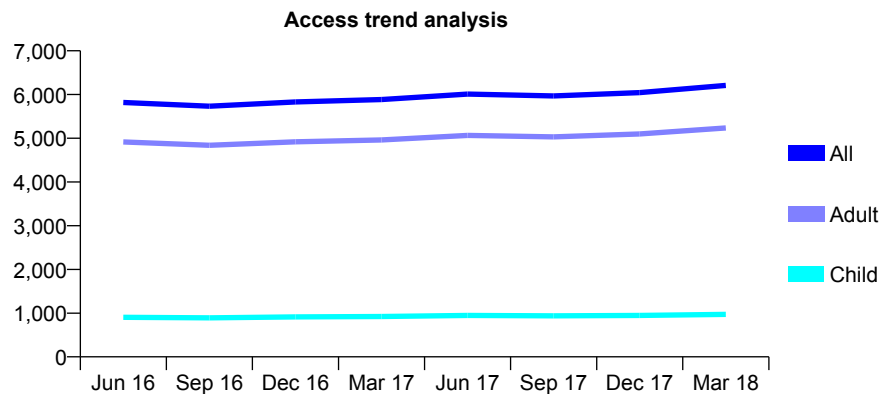
Q65 - Vital Signs At a Glance Contract Report for 199311/0003 - Year end March 2018

Name or company name	Watersedge Blue Ltd
Contract type name	GDS Contract
Purpose of contract	General
Contract start date	01/04/2013
Contract end date	

17/18 Contracted general activity (UDA)	19,322
Carry forward general activity (UDA)	-387
17/18 Contracted orthodontic activity (UOA)	0
Carry forward orthodontic activity (UOA)	0
Baseline contract value	£579,094.07

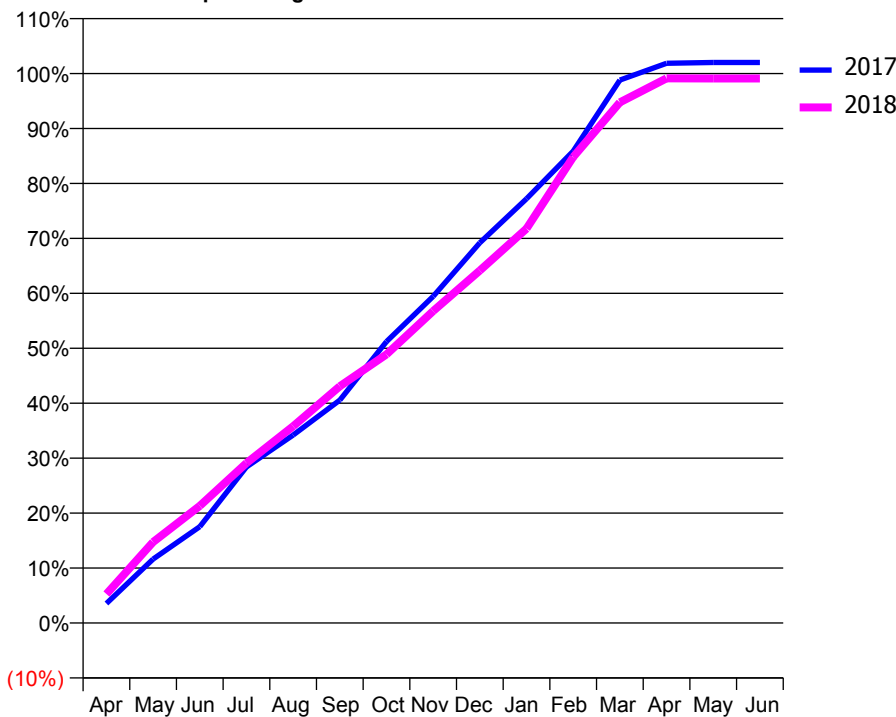
ACCESS*

Patients seen in 24 months	Total	Change since previous quarter
Quarter ending March 2017	5,885	
Quarter ending June 2017	6,011	↑
Quarter ending September 2017	5,968	→
Quarter ending December 2017	6,045	→
Quarter ending March 2018	6,208	↑
Variance since March 2017	5.5%	↑



ACTIVITY

Cumulative percentage of contracted UDA delivered 2017 & 2018



Month	Adjusted Scheduled Activity (UDA)	
	2017	2018
April	685	1,020
May	2,250	2,847
June	3,389	4,118
July	5,491	5,622
August	6,611	6,920
September	7,838	8,324
October	9,896	9,446
November	11,484	10,971
December	13,368	12,394
January	14,917	13,867
February	16,590	16,387
March	19,090	18,308
April	19,683	19,152
May	19,712	19,149
June	19,709	19,149

QUALITY

	Quantity	Base Number	Contract	AT	Region	England
% of FP17s for the same patient ID Re-attending within 3 months - Children	69	1,104	6.3%	9.8%	11.5%	11.9%
% of FP17s for the same patient ID Re-attending within 3 months - Adults	1,258	6,838	18.4%	14.4%	15.9%	16.0%
% of FP17s for the same patient ID Re-attending between 3 & 9 months - Children	408	1,104	37.0%	61.5%	60.6%	58.3%
% of FP17s for the same patient ID Re-attending between 3 & 9 months - Adults	2,943	6,838	43.0%	52.1%	51.6%	50.3%
% of FP17s for Band 1 Urgent Courses	874	7,166	12.2%	8.3%	9.5%	9.1%
% of FP17s Relating to Free Repair or Replacements	118	7,166	1.6%	0.8%	0.7%	0.8%
% of FP17s Relating to Continuations	170	7,166	2.4%	1.2%	1.0%	1.0%
% of Patients satisfied with the dentistry they have received	18	20	90.0%	91.4%	92.0%	91.5%
% of Patients satisfied with the time they had to wait for an appointment	20	20	100.0%	88.6%	88.1%	87.9%

* This is based on patients treated on this contract for their most recent course of treatment. Figures in italics indicate the base number of FP17s or Patient Questionnaire responses are less than 100. N/A is shown where the base number of responses is less than 10 during the period. % is calculated as Quantity/Base number*100

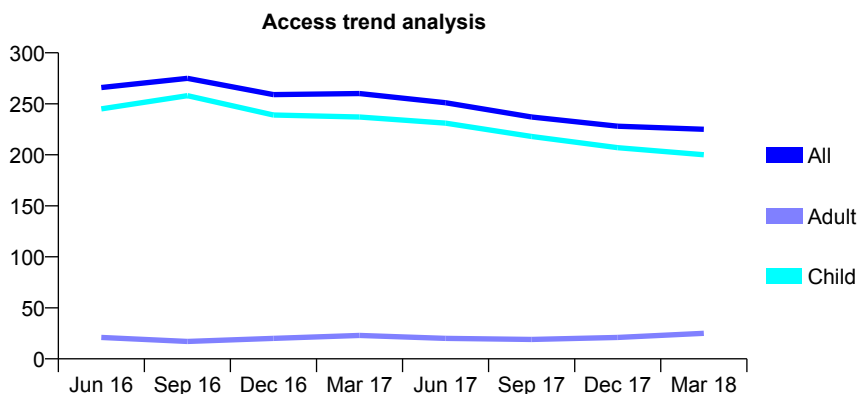
Q65 - Vital Signs At a Glance Contract Report for 199397/0001 - Year end March 2018

Name or company name	Stoke Bishop Dental Centre
Contract type name	GDS Contract
Purpose of contract	General
Contract start date	01/04/2012
Contract end date	

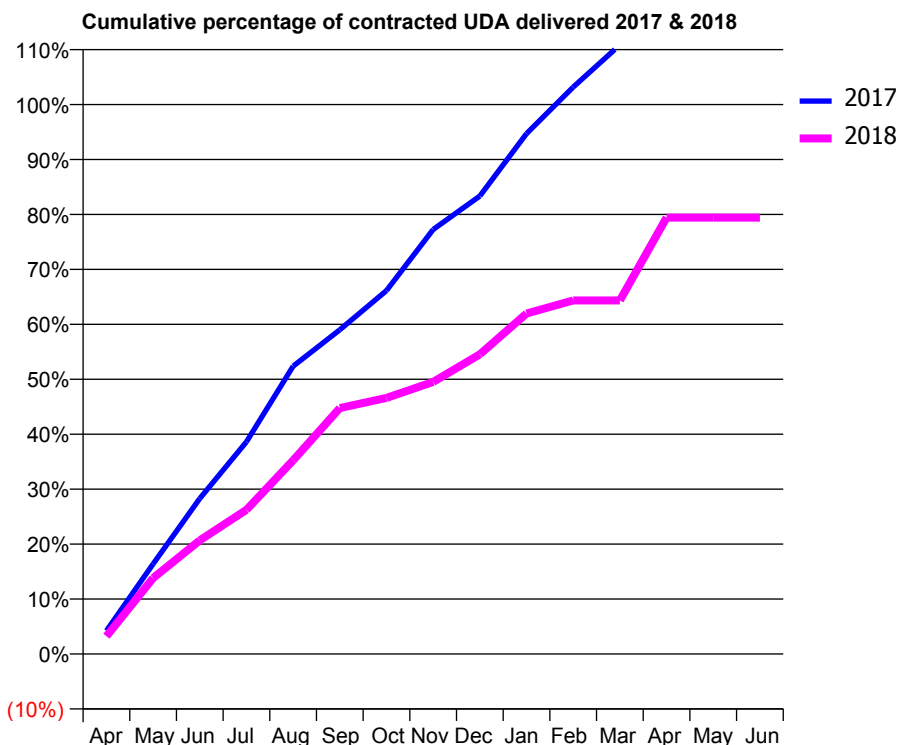
17/18 Contracted general activity (UDA)	378
Carry forward general activity (UDA)	-8
17/18 Contracted orthodontic activity (UOA)	0
Carry forward orthodontic activity (UOA)	0
Baseline contract value	£8,542.39

ACCESS*

Patients seen in 24 months	Total	Change since previous quarter
Quarter ending March 2017	260	
Quarter ending June 2017	251	↓
Quarter ending September 2017	237	↓
Quarter ending December 2017	228	↓
Quarter ending March 2018	225	↓
Variance since March 2017	(13.5%)	↓



ACTIVITY



Month	Adjusted Scheduled Activity (UDA)	
	2017	2018
April	16	12
May	62	52
June	107	78
July	146	99
August	198	133
September	223	169
October	250	176
November	292	187
December	315	206
January	358	234
February	390	243
March	419	243
April	426	300
May	427	300
June	427	300

QUALITY

	Quantity	Base Number	Contract	AT	Region	England
% of FP17s for the same patient ID Re-attending within 3 months - Children	6	219	2.7%	9.8%	11.5%	11.9%
% of FP17s for the same patient ID Re-attending within 3 months - Adults	0	0	N/A	14.4%	15.9%	16.0%
% of FP17s for the same patient ID Re-attending between 3 & 9 months - Children	152	219	69.4%	61.5%	60.6%	58.3%
% of FP17s for the same patient ID Re-attending between 3 & 9 months - Adults	0	0	N/A	52.1%	51.6%	50.3%
% of FP17s for Band 1 Urgent Courses	1	249	0.4%	8.3%	9.5%	9.1%
% of FP17s Relating to Free Repair or Replacements	0	249	0.0%	0.8%	0.7%	0.8%
% of FP17s Relating to Continuations	0	249	0.0%	1.2%	1.0%	1.0%
% of Patients satisfied with the dentistry they have received	0	0	N/A	91.4%	92.0%	91.5%
% of Patients satisfied with the time they had to wait for an appointment	0	0	N/A	88.6%	88.1%	87.9%

* This is based on patients treated on this contract for their most recent course of treatment. Figures in italics indicate the base number of FP17s or Patient Questionnaire responses are less than 100. N/A is shown where the base number of responses is less than 10 during the period. % is calculated as Quantity/Base number*100

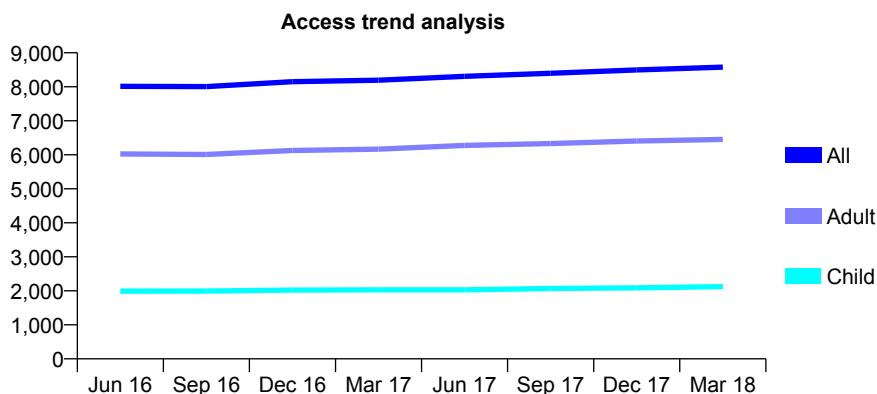
Q65 - Vital Signs At a Glance Contract Report for 199419/0001 - Year end March 2018

Name or company name	Apple Practice Limited
Contract type name	GDS Contract
Purpose of contract	General
Contract start date	01/04/2011
Contract end date	

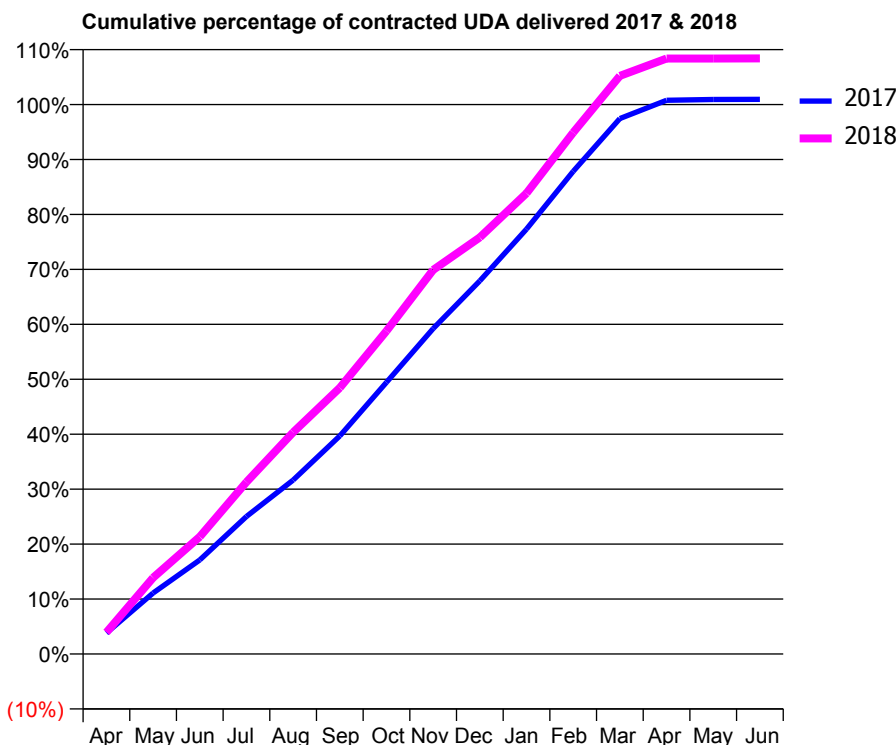
17/18 Contracted general activity (UDA)	21,776
Carry forward general activity (UDA)	0
17/18 Contracted orthodontic activity (UOA)	0
Carry forward orthodontic activity (UOA)	0
Baseline contract value	£575,901.52

ACCESS*

Patients seen in 24 months	Total	Change since previous quarter
Quarter ending March 2017	8,195	
Quarter ending June 2017	8,308	→
Quarter ending September 2017	8,399	→
Quarter ending December 2017	8,496	→
Quarter ending March 2018	8,577	→
Variance since March 2017	4.7%	↑



ACTIVITY



Month	Adjusted Scheduled Activity (UDA)	
	2017	2018
April	831	858
May	2,415	3,025
June	3,728	4,647
July	5,450	6,815
August	6,892	8,783
September	8,640	10,549
October	10,765	12,800
November	12,898	15,221
December	14,787	16,512
January	16,841	18,260
February	19,127	20,663
March	21,220	22,912
April	21,944	23,595
May	21,976	23,597
June	21,978	23,603

QUALITY

	Quantity	Base Number	Contract	AT	Region	England
% of FP17s for the same patient ID Re-attending within 3 months - Children	272	3,210	8.5%	9.8%	11.5%	11.9%
% of FP17s for the same patient ID Re-attending within 3 months - Adults	1,277	9,127	14.0%	14.4%	15.9%	16.0%
% of FP17s for the same patient ID Re-attending between 3 & 9 months - Children	1,867	3,210	58.2%	61.5%	60.6%	58.3%
% of FP17s for the same patient ID Re-attending between 3 & 9 months - Adults	4,736	9,127	51.9%	52.1%	51.6%	50.3%
% of FP17s for Band 1 Urgent Courses	792	12,244	6.5%	8.3%	9.5%	9.1%
% of FP17s Relating to Free Repair or Replacements	226	12,244	1.8%	0.8%	0.7%	0.8%
% of FP17s Relating to Continuations	110	12,244	0.9%	1.2%	1.0%	1.0%
% of Patients satisfied with the dentistry they have received	8	9	N/A	91.4%	92.0%	91.5%
% of Patients satisfied with the time they had to wait for an appointment	9	9	N/A	88.6%	88.1%	87.9%

* This is based on patients treated on this contract for their most recent course of treatment. Figures in italics indicate the base number of FP17s or Patient Questionnaire responses are less than 100. N/A is shown where the base number of responses is less than 10 during the period. % is calculated as Quantity/Base number*100

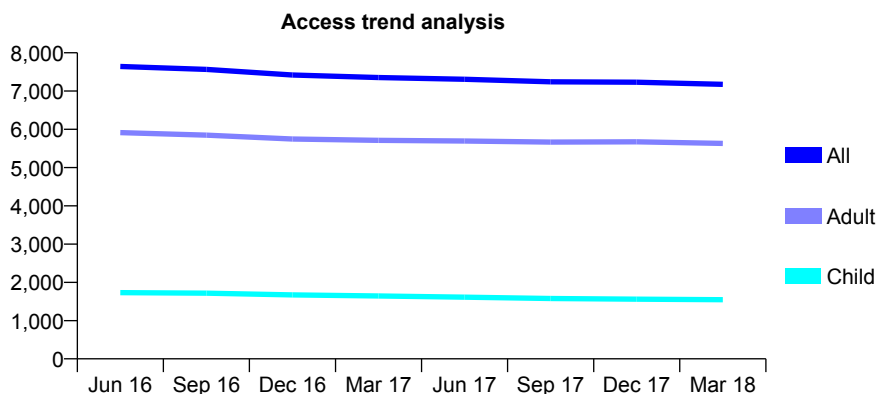
Q65 - Vital Signs At a Glance Contract Report for 199419/0002 - Year end March 2018

Name or company name	Apple Practice Limited
Contract type name	GDS Contract
Purpose of contract	General
Contract start date	01/04/2011
Contract end date	

17/18 Contracted general activity (UDA)	20,410
Carry forward general activity (UDA)	0
17/18 Contracted orthodontic activity (UOA)	0
Carry forward orthodontic activity (UOA)	0
Baseline contract value	£572,065.11

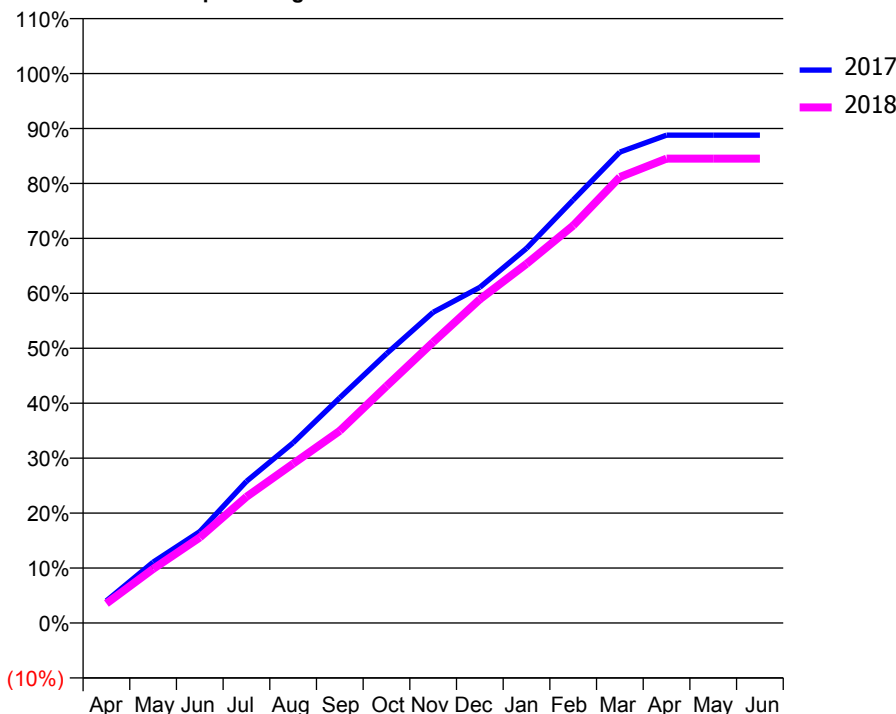
ACCESS*

Patients seen in 24 months	Total	Change since previous quarter
Quarter ending March 2017	7,354	
Quarter ending June 2017	7,307	→
Quarter ending September 2017	7,242	→
Quarter ending December 2017	7,233	→
Quarter ending March 2018	7,175	→
Variance since March 2017	(2.4%)	↓



ACTIVITY

Cumulative percentage of contracted UDA delivered 2017 & 2018



Month	Adjusted Scheduled Activity (UDA)	
	2017	2018
April	827	725
May	2,261	2,009
June	3,397	3,175
July	5,264	4,687
August	6,692	5,915
September	8,370	7,141
October	10,002	8,797
November	11,543	10,435
December	12,469	12,023
January	13,913	13,343
February	15,714	14,760
March	17,493	16,563
April	18,118	17,248
May	18,122	17,248
June	18,122	17,249

QUALITY

	Quantity	Base Number	Contract	AT	Region	England
% of FP17s for the same patient ID Re-attending within 3 months - Children	133	2,367	5.6%	9.8%	11.5%	11.9%
% of FP17s for the same patient ID Re-attending within 3 months - Adults	1,180	8,036	14.7%	14.4%	15.9%	16.0%
% of FP17s for the same patient ID Re-attending between 3 & 9 months - Children	1,497	2,367	63.2%	61.5%	60.6%	58.3%
% of FP17s for the same patient ID Re-attending between 3 & 9 months - Adults	4,146	8,036	51.6%	52.1%	51.6%	50.3%
% of FP17s for Band 1 Urgent Courses	954	10,090	9.5%	8.3%	9.5%	9.1%
% of FP17s Relating to Free Repair or Replacements	144	10,090	1.4%	0.8%	0.7%	0.8%
% of FP17s Relating to Continuations	56	10,090	0.6%	1.2%	1.0%	1.0%
% of Patients satisfied with the dentistry they have received	9	10	90.0%	91.4%	92.0%	91.5%
% of Patients satisfied with the time they had to wait for an appointment	7	10	70.0%	88.6%	88.1%	87.9%

* This is based on patients treated on this contract for their most recent course of treatment. Figures in italics indicate the base number of FP17s or Patient Questionnaire responses are less than 100. N/A is shown where the base number of responses is less than 10 during the period. % is calculated as Quantity/Base number*100

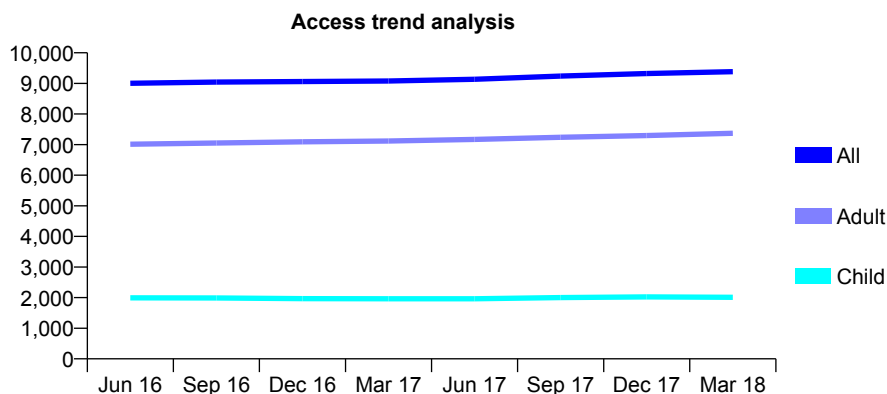
Q65 - Vital Signs At a Glance Contract Report for 199419/0003 - Year end March 2018

Name or company name	Apple Practice Limited
Contract type name	GDS Contract
Purpose of contract	General
Contract start date	01/04/2011
Contract end date	

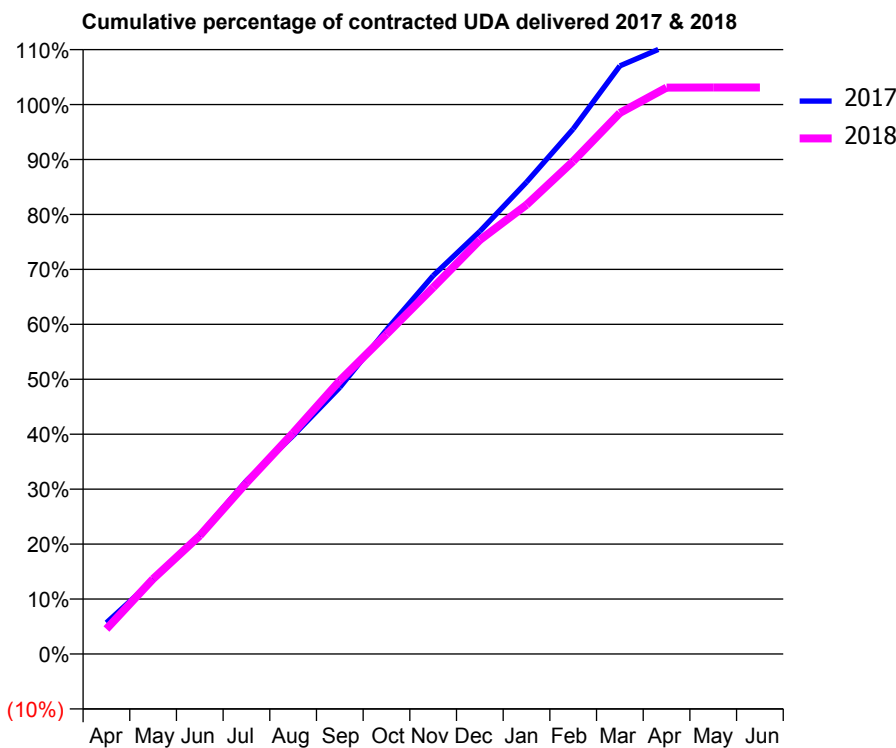
17/18 Contracted general activity (UDA)	20,814
Carry forward general activity (UDA)	-134
17/18 Contracted orthodontic activity (UOA)	0
Carry forward orthodontic activity (UOA)	0
Baseline contract value	£606,052.75

ACCESS*

Patients seen in 24 months	Total	Change since previous quarter
Quarter ending March 2017	9,077	
Quarter ending June 2017	9,134	→
Quarter ending September 2017	9,241	→
Quarter ending December 2017	9,323	→
Quarter ending March 2018	9,385	→
Variance since March 2017	3.4%	↑



ACTIVITY



Month	Adjusted Scheduled Activity (UDA)	
	2017	2018
April	1,184	949
May	2,799	2,846
June	4,515	4,483
July	6,565	6,484
August	8,271	8,375
September	10,097	10,356
October	12,280	12,110
November	14,333	13,881
December	16,009	15,681
January	17,872	17,016
February	19,890	18,668
March	22,279	20,493
April	23,031	21,456
May	23,029	21,456
June	23,034	21,457

QUALITY

	Quantity	Base Number	Contract	AT	Region	England
% of FP17s for the same patient ID Re-attending within 3 months - Children	212	3,050	7.0%	9.8%	11.5%	11.9%
% of FP17s for the same patient ID Re-attending within 3 months - Adults	1,485	10,174	14.6%	14.4%	15.9%	16.0%
% of FP17s for the same patient ID Re-attending between 3 & 9 months - Children	1,845	3,050	60.5%	61.5%	60.6%	58.3%
% of FP17s for the same patient ID Re-attending between 3 & 9 months - Adults	5,066	10,174	49.8%	52.1%	51.6%	50.3%
% of FP17s for Band 1 Urgent Courses	1,278	12,264	10.4%	8.3%	9.5%	9.1%
% of FP17s Relating to Free Repair or Replacements	176	12,264	1.4%	0.8%	0.7%	0.8%
% of FP17s Relating to Continuations	78	12,264	0.6%	1.2%	1.0%	1.0%
% of Patients satisfied with the dentistry they have received	15	15	100.0%	91.4%	92.0%	91.5%
% of Patients satisfied with the time they had to wait for an appointment	13	15	86.7%	88.6%	88.1%	87.9%

* This is based on patients treated on this contract for their most recent course of treatment. Figures in italics indicate the base number of FP17s or Patient Questionnaire responses are less than 100. N/A is shown where the base number of responses is less than 10 during the period. % is calculated as Quantity/Base number*100

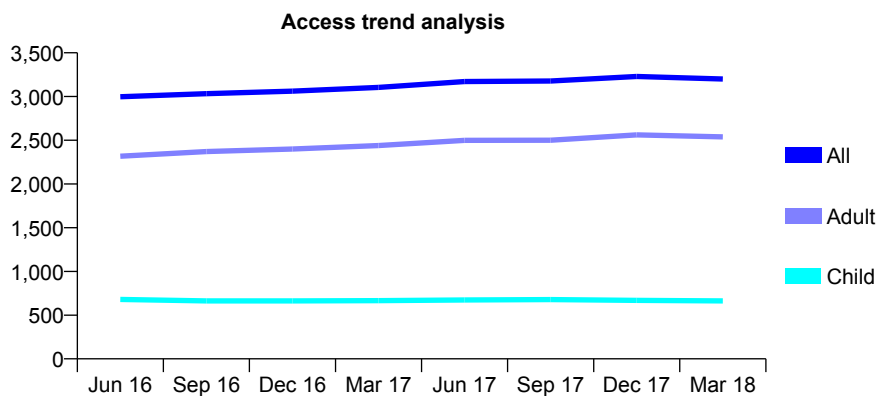
Q65 - Vital Signs At a Glance Contract Report for 199427/0001 - Year end March 2018

Name or company name	Parade Dental Practice Limited
Contract type name	GDS Contract
Purpose of contract	General
Contract start date	01/04/2009
Contract end date	

17/18 Contracted general activity (UDA)	7,546
Carry forward general activity (UDA)	-109
17/18 Contracted orthodontic activity (UOA)	0
Carry forward orthodontic activity (UOA)	0
Baseline contract value	£203,682.44

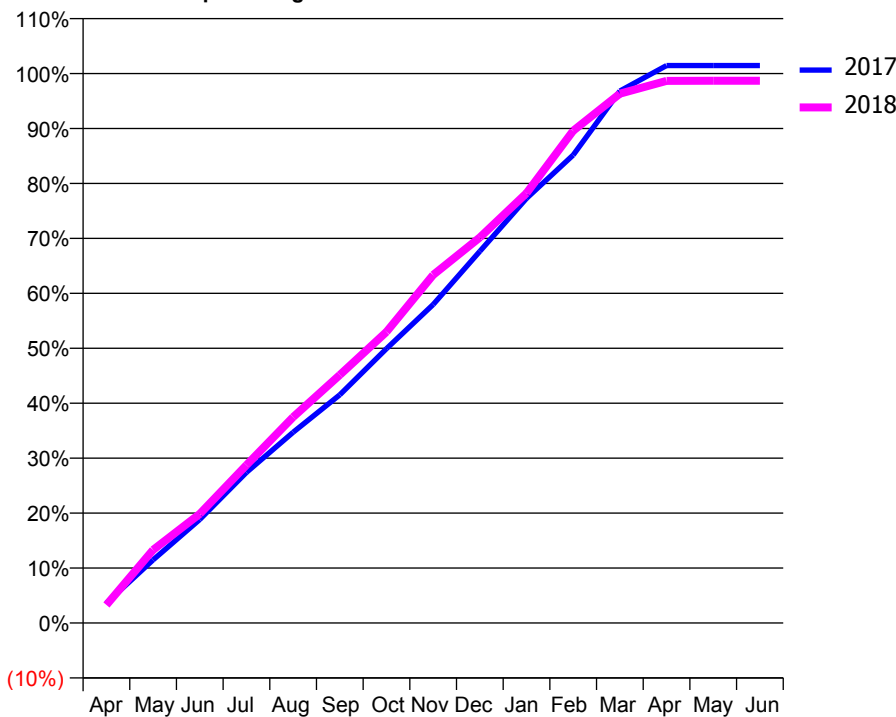
ACCESS*

Patients seen in 24 months	Total	Change since previous quarter
Quarter ending March 2017	3,104	
Quarter ending June 2017	3,172	↑
Quarter ending September 2017	3,178	→
Quarter ending December 2017	3,229	→
Quarter ending March 2018	3,201	→
Variance since March 2017	3.1%	↑



ACTIVITY

Cumulative percentage of contracted UDA delivered 2017 & 2018



Month	Adjusted Scheduled Activity (UDA)	
	2017	2018
April	274	248
May	867	1,004
June	1,422	1,499
July	2,069	2,169
August	2,619	2,828
September	3,134	3,407
October	3,767	3,998
November	4,374	4,780
December	5,104	5,295
January	5,831	5,902
February	6,426	6,759
March	7,305	7,268
April	7,655	7,445
May	7,655	7,446
June	7,655	7,446

QUALITY

	Quantity	Base Number	Contract	AT	Region	England
% of FP17s for the same patient ID Re-attending within 3 months - Children	48	754	6.4%	9.8%	11.5%	11.9%
% of FP17s for the same patient ID Re-attending within 3 months - Adults	560	2,754	20.3%	14.4%	15.9%	16.0%
% of FP17s for the same patient ID Re-attending between 3 & 9 months - Children	265	754	35.1%	61.5%	60.6%	58.3%
% of FP17s for the same patient ID Re-attending between 3 & 9 months - Adults	659	2,754	23.9%	52.1%	51.6%	50.3%
% of FP17s for Band 1 Urgent Courses	609	3,455	17.6%	8.3%	9.5%	9.1%
% of FP17s Relating to Free Repair or Replacements	1	3,455	0.0%	0.8%	0.7%	0.8%
% of FP17s Relating to Continuations	51	3,455	1.5%	1.2%	1.0%	1.0%
% of Patients satisfied with the dentistry they have received	5	5	N/A	91.4%	92.0%	91.5%
% of Patients satisfied with the time they had to wait for an appointment	5	5	N/A	88.6%	88.1%	87.9%

* This is based on patients treated on this contract for their most recent course of treatment. Figures in italics indicate the base number of FP17s or Patient Questionnaire responses are less than 100. N/A is shown where the base number of responses is less than 10 during the period. % is calculated as Quantity/Base number*100

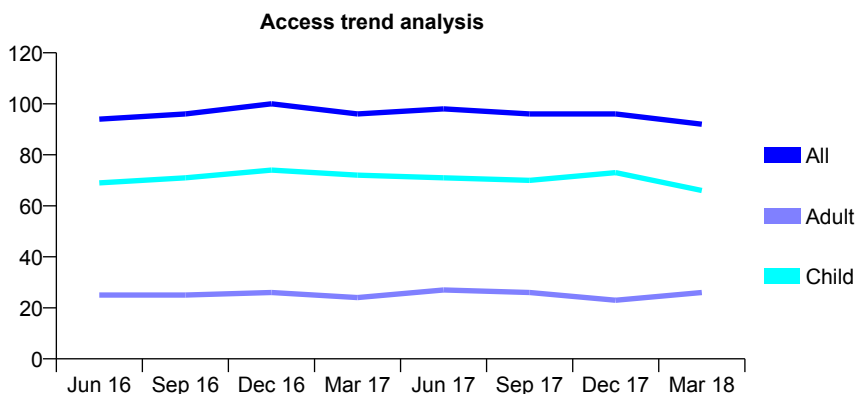
Q65 - Vital Signs At a Glance Contract Report for 210064/0002 - Year end March 2018

Name or company name	MR PE FROUD
Contract type name	GDS Contract
Purpose of contract	General
Contract start date	02/10/2007
Contract end date	

17/18 Contracted general activity (UDA)	400
Carry forward general activity (UDA)	0
17/18 Contracted orthodontic activity (UOA)	0
Carry forward orthodontic activity (UOA)	0
Baseline contract value	£8,972.67

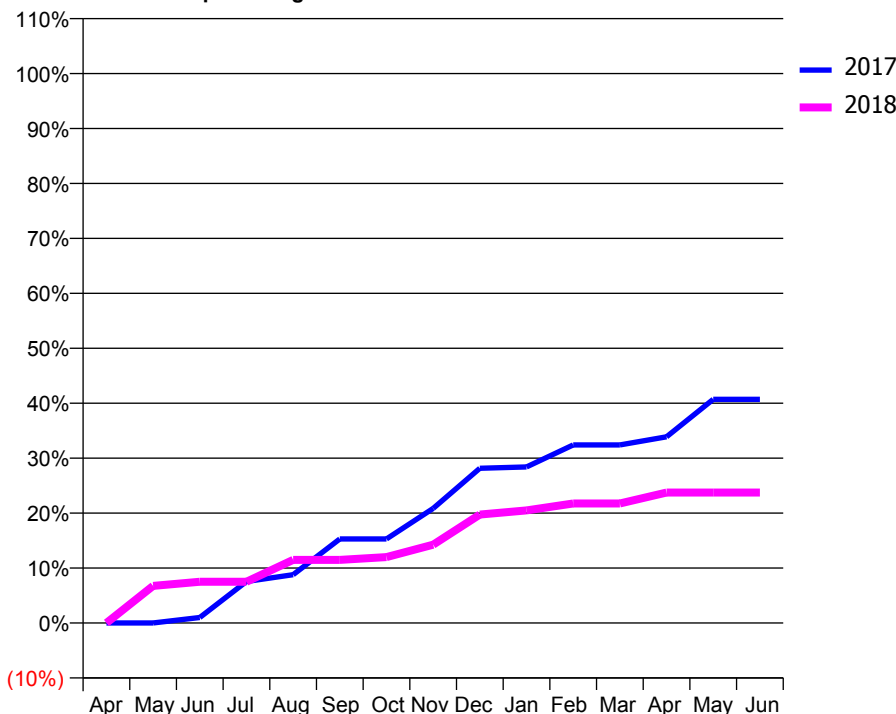
ACCESS*

Patients seen in 24 months	Total	Change since previous quarter
Quarter ending March 2017	96	
Quarter ending June 2017	98	↑
Quarter ending September 2017	96	↓
Quarter ending December 2017	96	→
Quarter ending March 2018	92	↓
Variance since March 2017	(4.2%)	↓



ACTIVITY

Cumulative percentage of contracted UDA delivered 2017 & 2018



Month	Adjusted Scheduled Activity (UDA)	
	2017	2018
April	0	0
May	0	27
June	4	30
July	30	30
August	35	46
September	61	46
October	61	48
November	83	57
December	113	79
January	114	82
February	130	87
March	130	87
April	136	95
May	163	95
June	163	95

QUALITY

	Quantity	Base Number	Contract	AT	Region	England
% of FP17s for the same patient ID Re-attending within 3 months - Children	0	80	0.0%	9.8%	11.5%	11.9%
% of FP17s for the same patient ID Re-attending within 3 months - Adults	4	24	16.7%	14.4%	15.9%	16.0%
% of FP17s for the same patient ID Re-attending between 3 & 9 months - Children	41	80	51.2%	61.5%	60.6%	58.3%
% of FP17s for the same patient ID Re-attending between 3 & 9 months - Adults	8	24	33.3%	52.1%	51.6%	50.3%
% of FP17s for Band 1 Urgent Courses	2	103	1.9%	8.3%	9.5%	9.1%
% of FP17s Relating to Free Repair or Replacements	0	103	0.0%	0.8%	0.7%	0.8%
% of FP17s Relating to Continuations	0	103	0.0%	1.2%	1.0%	1.0%
% of Patients satisfied with the dentistry they have received	0	0	N/A	91.4%	92.0%	91.5%
% of Patients satisfied with the time they had to wait for an appointment	0	0	N/A	88.6%	88.1%	87.9%

* This is based on patients treated on this contract for their most recent course of treatment. Figures in italics indicate the base number of FP17s or Patient Questionnaire responses are less than 100. N/A is shown where the base number of responses is less than 10 during the period. % is calculated as Quantity/Base number*100

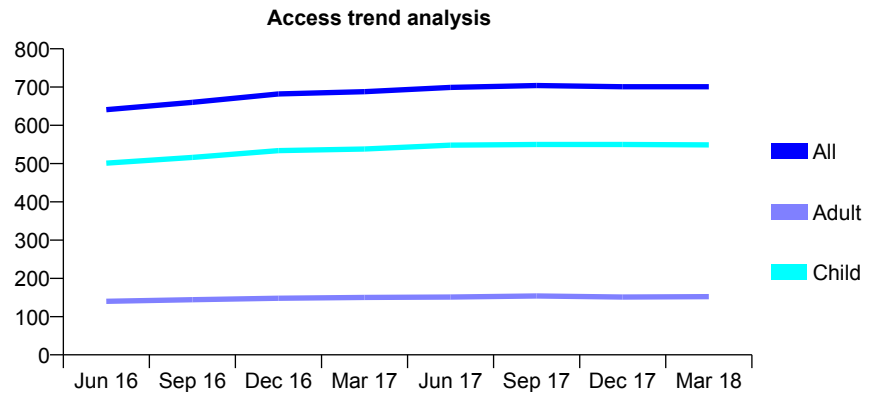
Q65 - Vital Signs At a Glance Contract Report for 210382/0001 - Year end March 2018

Name or company name	W Gamlin and K Haas
Contract type name	GDS Contract
Purpose of contract	General
Contract start date	01/04/2006
Contract end date	

17/18 Contracted general activity (UDA)	1,100
Carry forward general activity (UDA)	-22
17/18 Contracted orthodontic activity (UOA)	0
Carry forward orthodontic activity (UOA)	0
Baseline contract value	£24,525.04

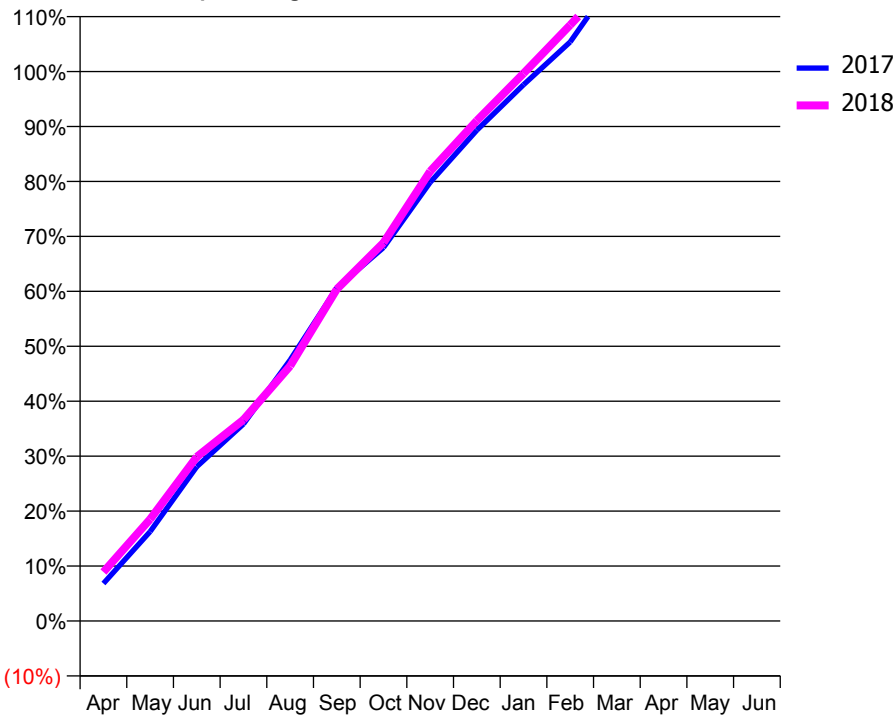
ACCESS*

Patients seen in 24 months	Total	Change since previous quarter
Quarter ending March 2017	688	
Quarter ending June 2017	699	→
Quarter ending September 2017	704	→
Quarter ending December 2017	701	→
Quarter ending March 2018	701	→
Variance since March 2017	1.9%	→



ACTIVITY

Cumulative percentage of contracted UDA delivered 2017 & 2018



Month	Adjusted Scheduled Activity (UDA)	
	2017	2018
April	75	98
May	179	204
June	309	329
July	394	403
August	523	511
September	667	664
October	748	757
November	878	900
December	982	1,002
January	1,074	1,096
February	1,159	1,193
March	1,292	1,291
April	1,320	1,328
May	1,324	1,328
June	1,324	1,328

QUALITY

	Quantity	Base Number	Contract	AT	Region	England
% of FP17s for the same patient ID Re-attending within 3 months - Children	65	880	7.4%	9.8%	11.5%	11.9%
% of FP17s for the same patient ID Re-attending within 3 months - Adults	11	164	6.7%	14.4%	15.9%	16.0%
% of FP17s for the same patient ID Re-attending between 3 & 9 months - Children	632	880	71.8%	61.5%	60.6%	58.3%
% of FP17s for the same patient ID Re-attending between 3 & 9 months - Adults	103	164	62.8%	52.1%	51.6%	50.3%
% of FP17s for Band 1 Urgent Courses	27	1,050	2.6%	8.3%	9.5%	9.1%
% of FP17s Relating to Free Repair or Replacements	0	1,050	0.0%	0.8%	0.7%	0.8%
% of FP17s Relating to Continuations	18	1,050	1.7%	1.2%	1.0%	1.0%
% of Patients satisfied with the dentistry they have received	0	0	N/A	91.4%	92.0%	91.5%
% of Patients satisfied with the time they had to wait for an appointment	0	0	N/A	88.6%	88.1%	87.9%

* This is based on patients treated on this contract for their most recent course of treatment. Figures in italics indicate the base number of FP17s or Patient Questionnaire responses are less than 100. N/A is shown where the base number of responses is less than 10 during the period. % is calculated as Quantity/Base number*100

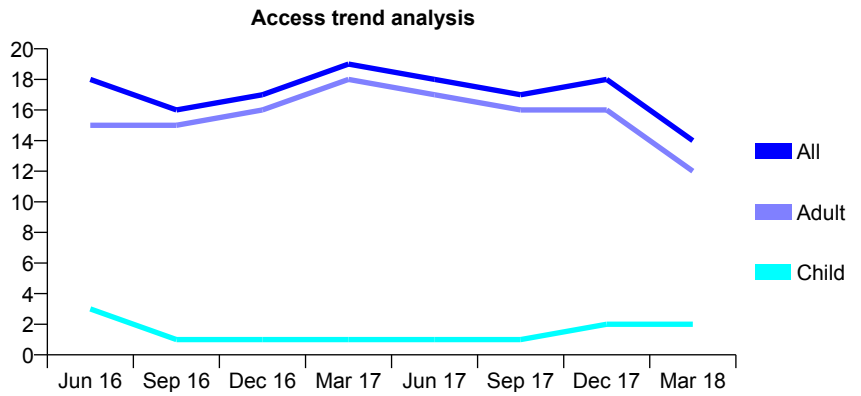
Q65 - Vital Signs At a Glance Contract Report for 220353/0001 - Year end March 2018

Name or company name	MR CN BELL
Contract type name	PDS Contract
Purpose of contract	General
Contract start date	01/04/2006
Contract end date	31/03/2027

17/18 Contracted general activity (UDA)	29
Carry forward general activity (UDA)	-1
17/18 Contracted orthodontic activity (UOA)	0
Carry forward orthodontic activity (UOA)	0
Baseline contract value	£798.90

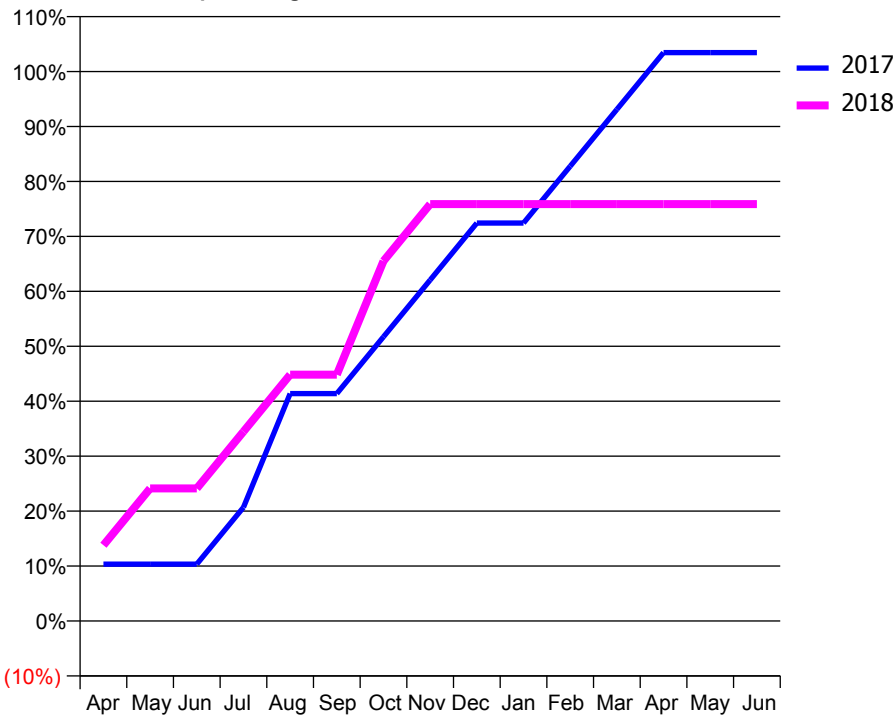
ACCESS*

Patients seen in 24 months	Total	Change since previous quarter
Quarter ending March 2017	19	
Quarter ending June 2017	18	↓
Quarter ending September 2017	17	↓
Quarter ending December 2017	18	↑
Quarter ending March 2018	14	↓
Variance since March 2017	(26.3%)	↓



ACTIVITY

Cumulative percentage of contracted UDA delivered 2017 & 2018



Month	Adjusted Scheduled Activity (UDA)	
	2017	2018
April	3	4
May	3	7
June	3	7
July	6	10
August	12	13
September	12	13
October	15	19
November	18	22
December	21	22
January	21	22
February	24	22
March	27	22
April	30	22
May	30	22
June	30	22

QUALITY

	Quantity	Base Number	Contract	AT	Region	England
% of FP17s for the same patient ID Re-attending within 3 months - Children	0	1	0.0%	9.8%	11.5%	11.9%
% of FP17s for the same patient ID Re-attending within 3 months - Adults	0	8	0.0%	14.4%	15.9%	16.0%
% of FP17s for the same patient ID Re-attending between 3 & 9 months - Children	0	1	0.0%	61.5%	60.6%	58.3%
% of FP17s for the same patient ID Re-attending between 3 & 9 months - Adults	0	8	0.0%	52.1%	51.6%	50.3%
% of FP17s for Band 1 Urgent Courses	0	7	0.0%	8.3%	9.5%	9.1%
% of FP17s Relating to Free Repair or Replacements	0	7	0.0%	0.8%	0.7%	0.8%
% of FP17s Relating to Continuations	0	7	0.0%	1.2%	1.0%	1.0%
% of Patients satisfied with the dentistry they have received	0	0	N/A	91.4%	92.0%	91.5%
% of Patients satisfied with the time they had to wait for an appointment	0	0	N/A	88.6%	88.1%	87.9%

* This is based on patients treated on this contract for their most recent course of treatment. Figures in italics indicate the base number of FP17s or Patient Questionnaire responses are less than 100. N/A is shown where the base number of responses is less than 10 during the period. % is calculated as Quantity/Base number*100

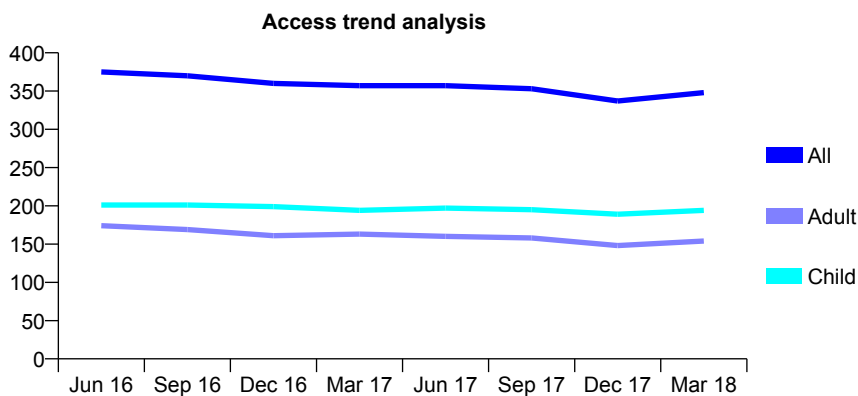
Q65 - Vital Signs At a Glance Contract Report for 220647/0001 - Year end March 2018

Name or company name	MR JP HILL
Contract type name	GDS Contract
Purpose of contract	General
Contract start date	01/04/2006
Contract end date	

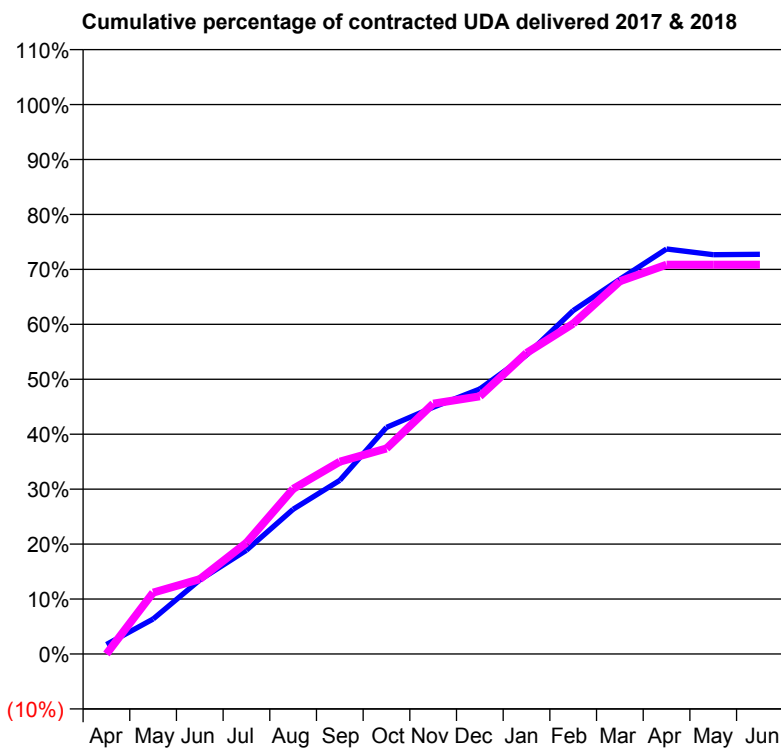
17/18 Contracted general activity (UDA)	1,000
Carry forward general activity (UDA)	0
17/18 Contracted orthodontic activity (UOA)	0
Carry forward orthodontic activity (UOA)	0
Baseline contract value	£22,932.89

ACCESS*

Patients seen in 24 months	Total	Change since previous quarter
Quarter ending March 2017	357	
Quarter ending June 2017	357	→
Quarter ending September 2017	353	↓
Quarter ending December 2017	337	↓
Quarter ending March 2018	348	↑
Variance since March 2017	(2.5%)	↓



ACTIVITY



Month	Adjusted Scheduled Activity (UDA)	
	2017	2018
April	20	0
May	73	112
June	155	136
July	217	203
August	302	301
September	363	350
October	473	374
November	515	456
December	553	469
January	624	548
February	717	601
March	782	678
April	845	708
May	833	708
June	834	708

QUALITY

	Quantity	Base Number	Contract	AT	Region	England
% of FP17s for the same patient ID Re-attending within 3 months - Children	10	319	3.1%	9.8%	11.5%	11.9%
% of FP17s for the same patient ID Re-attending within 3 months - Adults	29	205	14.1%	14.4%	15.9%	16.0%
% of FP17s for the same patient ID Re-attending between 3 & 9 months - Children	229	319	71.8%	61.5%	60.6%	58.3%
% of FP17s for the same patient ID Re-attending between 3 & 9 months - Adults	127	205	62.0%	52.1%	51.6%	50.3%
% of FP17s for Band 1 Urgent Courses	28	525	5.3%	8.3%	9.5%	9.1%
% of FP17s Relating to Free Repair or Replacements	0	525	0.0%	0.8%	0.7%	0.8%
% of FP17s Relating to Continuations	1	525	0.2%	1.2%	1.0%	1.0%
% of Patients satisfied with the dentistry they have received	0	0	N/A	91.4%	92.0%	91.5%
% of Patients satisfied with the time they had to wait for an appointment	0	0	N/A	88.6%	88.1%	87.9%

* This is based on patients treated on this contract for their most recent course of treatment. Figures in italics indicate the base number of FP17s or Patient Questionnaire responses are less than 100. N/A is shown where the base number of responses is less than 10 during the period. % is calculated as Quantity/Base number*100

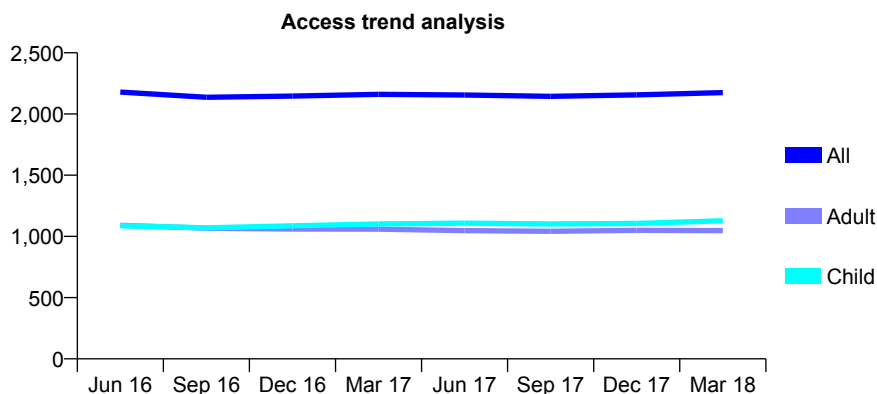
Q65 - Vital Signs At a Glance Contract Report for 222399/0001 - Year end March 2018

Name or company name	MR S KUMORDZIE
Contract type name	GDS Contract
Purpose of contract	General and Orthodontic
Contract start date	01/04/2006
Contract end date	

17/18 Contracted general activity (UDA)	5,751
Carry forward general activity (UDA)	0
17/18 Contracted orthodontic activity (UOA)	753
Carry forward orthodontic activity (UOA)	0
Baseline contract value	£186,613.79

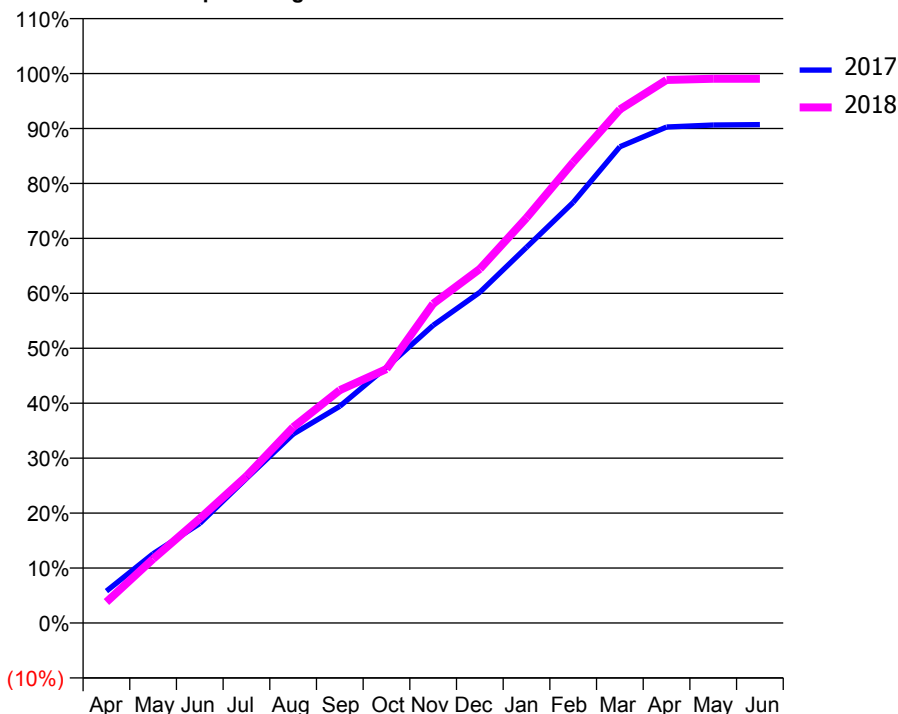
ACCESS*

Patients seen in 24 months	Total	Change since previous quarter
Quarter ending March 2017	2,161	
Quarter ending June 2017	2,155	→
Quarter ending September 2017	2,144	→
Quarter ending December 2017	2,156	→
Quarter ending March 2018	2,175	→
Variance since March 2017	0.6%	→



ACTIVITY

Cumulative percentage of contracted UDA delivered 2017 & 2018



QUALITY

	Quantity	Base Number	Contract	AT	Region	England
% of FP17s for the same patient ID Re-attending within 3 months - Children	262	2,039	12.8%	9.8%	11.5%	11.9%
% of FP17s for the same patient ID Re-attending within 3 months - Adults	140	1,305	10.7%	14.4%	15.9%	16.0%
% of FP17s for the same patient ID Re-attending between 3 & 9 months - Children	1,379	2,039	67.6%	61.5%	60.6%	58.3%
% of FP17s for the same patient ID Re-attending between 3 & 9 months - Adults	746	1,305	57.2%	52.1%	51.6%	50.3%
% of FP17s for Band 1 Urgent Courses	136	3,257	4.2%	8.3%	9.5%	9.1%
% of FP17s Relating to Free Repair or Replacements	6	3,257	0.2%	0.8%	0.7%	0.8%
% of FP17s Relating to Continuations	3	3,257	0.1%	1.2%	1.0%	1.0%
% of Patients satisfied with the dentistry they have received	2	2	N/A	91.4%	92.0%	91.5%
% of Patients satisfied with the time they had to wait for an appointment	2	2	N/A	88.6%	88.1%	87.9%

* This is based on patients treated on this contract for their most recent course of treatment. Figures in italics indicate the base number of FP17s or Patient Questionnaire responses are less than 100. N/A is shown where the base number of responses is less than 10 during the period. % is calculated as Quantity/Base number*100

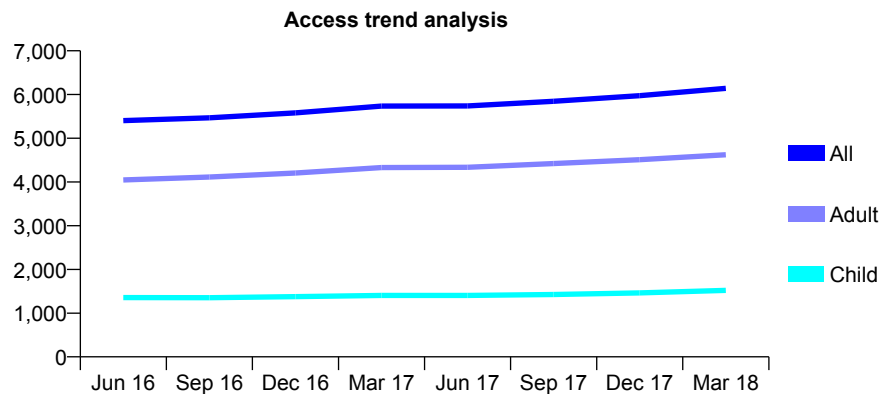
Q65 - Vital Signs At a Glance Contract Report for 251798/0001 - Year end March 2018

Name or company name	MISS KD DAVIES
Contract type name	GDS Contract
Purpose of contract	General
Contract start date	24/01/2014
Contract end date	

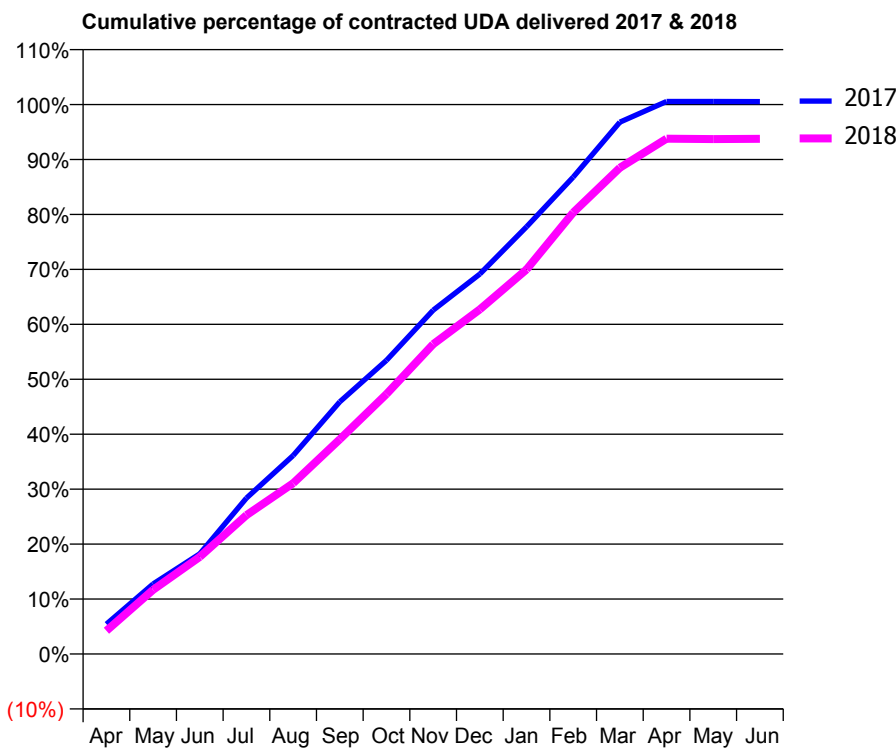
17/18 Contracted general activity (UDA)	15,138
Carry forward general activity (UDA)	-74
17/18 Contracted orthodontic activity (UOA)	0
Carry forward orthodontic activity (UOA)	0
Baseline contract value	£396,263.95

ACCESS*

Patients seen in 24 months	Total	Change since previous quarter
Quarter ending March 2017	5,736	
Quarter ending June 2017	5,740	→
Quarter ending September 2017	5,846	→
Quarter ending December 2017	5,973	↑
Quarter ending March 2018	6,140	↑
Variance since March 2017	7.0%	↑



ACTIVITY



Month	Adjusted Scheduled Activity (UDA)	
	2017	2018
April	770	641
May	1,804	1,768
June	2,578	2,677
July	4,013	3,827
August	5,108	4,705
September	6,489	5,917
October	7,556	7,161
November	8,846	8,535
December	9,776	9,492
January	10,989	10,591
February	12,271	12,160
March	13,685	13,394
April	14,215	14,197
May	14,216	14,185
June	14,212	14,191

QUALITY

	Quantity	Base Number	Contract	AT	Region	England
% of FP17s for the same patient ID Re-attending within 3 months - Children	206	2,595	7.9%	9.8%	11.5%	11.9%
% of FP17s for the same patient ID Re-attending within 3 months - Adults	960	6,823	14.1%	14.4%	15.9%	16.0%
% of FP17s for the same patient ID Re-attending between 3 & 9 months - Children	1,781	2,595	68.6%	61.5%	60.6%	58.3%
% of FP17s for the same patient ID Re-attending between 3 & 9 months - Adults	3,753	6,823	55.0%	52.1%	51.6%	50.3%
% of FP17s for Band 1 Urgent Courses	477	7,723	6.2%	8.3%	9.5%	9.1%
% of FP17s Relating to Free Repair or Replacements	131	7,723	1.7%	0.8%	0.7%	0.8%
% of FP17s Relating to Continuations	32	7,723	0.4%	1.2%	1.0%	1.0%
% of Patients satisfied with the dentistry they have received	5	5	N/A	91.4%	92.0%	91.5%
% of Patients satisfied with the time they had to wait for an appointment	5	5	N/A	88.6%	88.1%	87.9%

* This is based on patients treated on this contract for their most recent course of treatment. Figures in italics indicate the base number of FP17s or Patient Questionnaire responses are less than 100. N/A is shown where the base number of responses is less than 10 during the period. % is calculated as Quantity/Base number*100

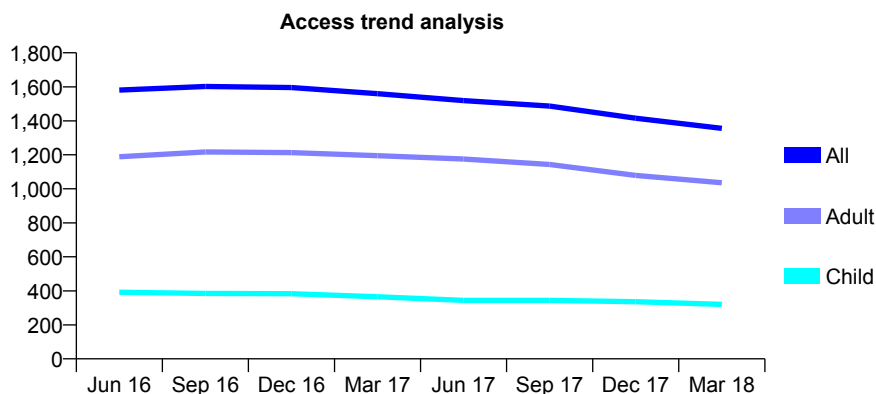
Q65 - Vital Signs At a Glance Contract Report for 322148/0001 - Year end March 2018

Name or company name	MR CP OWEN-ROBERTS
Contract type name	GDS Contract
Purpose of contract	General
Contract start date	01/04/2006
Contract end date	

17/18 Contracted general activity (UDA)	4,243
Carry forward general activity (UDA)	-85
17/18 Contracted orthodontic activity (UOA)	0
Carry forward orthodontic activity (UOA)	0
Baseline contract value	£104,520.27

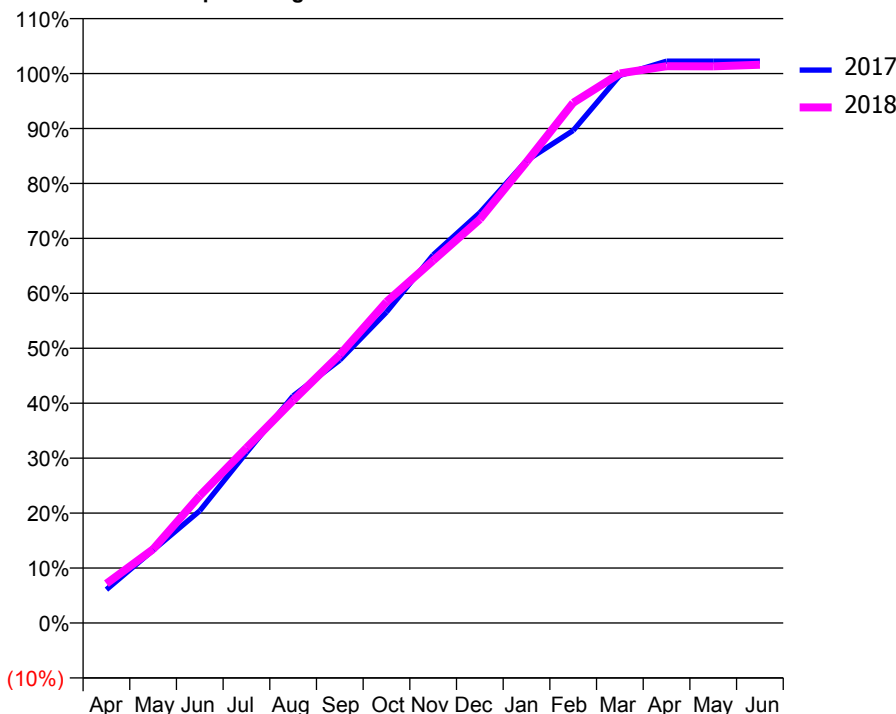
ACCESS*

Patients seen in 24 months	Total	Change since previous quarter
Quarter ending March 2017	1,560	
Quarter ending June 2017	1,519	↓
Quarter ending September 2017	1,487	↓
Quarter ending December 2017	1,415	↓
Quarter ending March 2018	1,356	↓
Variance since March 2017	(13.1%)	↓



ACTIVITY

Cumulative percentage of contracted UDA delivered 2017 & 2018



Month	Adjusted Scheduled Activity (UDA)	
	2017	2018
April	258	305
May	563	570
June	867	983
July	1,315	1,352
August	1,754	1,719
September	2,030	2,072
October	2,400	2,480
November	2,843	2,799
December	3,169	3,117
January	3,570	3,560
February	3,803	4,017
March	4,228	4,244
April	4,338	4,300
May	4,338	4,299
June	4,338	4,311

QUALITY

	Quantity	Base Number	Contract	AT	Region	England
% of FP17s for the same patient ID Re-attending within 3 months - Children	21	519	4.0%	9.8%	11.5%	11.9%
% of FP17s for the same patient ID Re-attending within 3 months - Adults	276	1,639	16.8%	14.4%	15.9%	16.0%
% of FP17s for the same patient ID Re-attending between 3 & 9 months - Children	374	519	72.1%	61.5%	60.6%	58.3%
% of FP17s for the same patient ID Re-attending between 3 & 9 months - Adults	946	1,639	57.7%	52.1%	51.6%	50.3%
% of FP17s for Band 1 Urgent Courses	229	2,132	10.7%	8.3%	9.5%	9.1%
% of FP17s Relating to Free Repair or Replacements	0	2,132	0.0%	0.8%	0.7%	0.8%
% of FP17s Relating to Continuations	5	2,132	0.2%	1.2%	1.0%	1.0%
% of Patients satisfied with the dentistry they have received	3	4	N/A	91.4%	92.0%	91.5%
% of Patients satisfied with the time they had to wait for an appointment	4	4	N/A	88.6%	88.1%	87.9%

* This is based on patients treated on this contract for their most recent course of treatment. Figures in italics indicate the base number of FP17s or Patient Questionnaire responses are less than 100. N/A is shown where the base number of responses is less than 10 during the period. % is calculated as Quantity/Base number*100

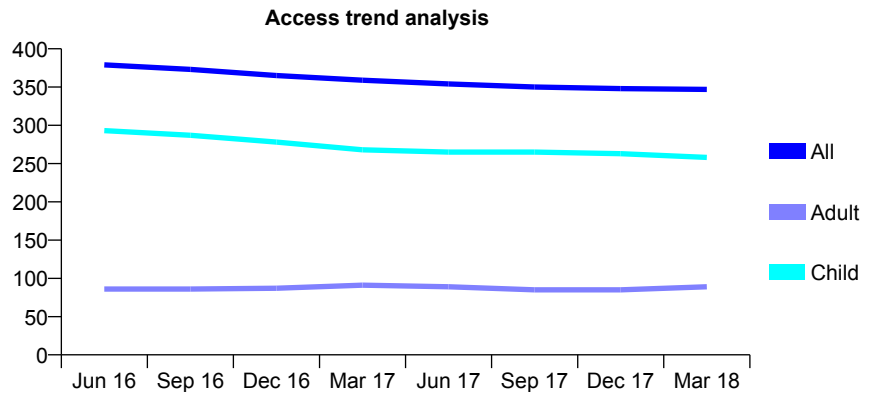
Q65 - Vital Signs At a Glance Contract Report for 322237/0002 - Year end March 2018

Name or company name	MR DC MASON
Contract type name	GDS Contract
Purpose of contract	General
Contract start date	01/04/2006
Contract end date	

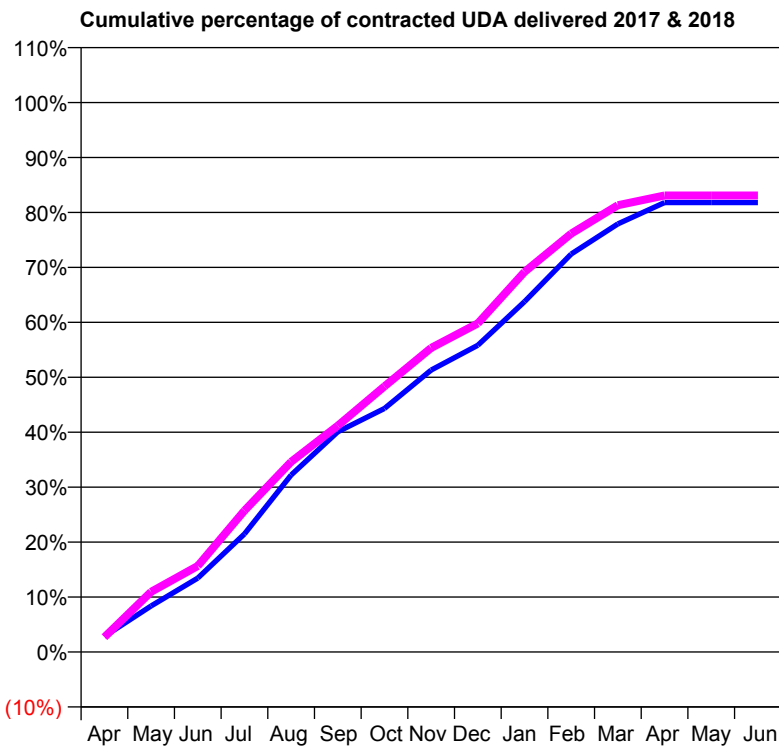
17/18 Contracted general activity (UDA)	850
Carry forward general activity (UDA)	0
17/18 Contracted orthodontic activity (UOA)	0
Carry forward orthodontic activity (UOA)	0
Baseline contract value	£20,966.49

ACCESS*

Patients seen in 24 months	Total	Change since previous quarter
Quarter ending March 2017	359	
Quarter ending June 2017	354	↓
Quarter ending September 2017	350	↓
Quarter ending December 2017	348	→
Quarter ending March 2018	347	→
Variance since March 2017	(3.3%)	↓



ACTIVITY



Month	Adjusted Scheduled Activity (UDA)	
	2017	2018
April	24	23
May	71	93
June	114	133
July	183	219
August	274	294
September	341	350
October	377	411
November	436	470
December	475	508
January	542	588
February	616	647
March	662	691
April	695	706
May	695	706
June	695	706

QUALITY

	Quantity	Base Number	Contract	AT	Region	England
% of FP17s for the same patient ID Re-attending within 3 months - Children	23	477	4.8%	9.8%	11.5%	11.9%
% of FP17s for the same patient ID Re-attending within 3 months - Adults	1	92	1.1%	14.4%	15.9%	16.0%
% of FP17s for the same patient ID Re-attending between 3 & 9 months - Children	381	477	79.9%	61.5%	60.6%	58.3%
% of FP17s for the same patient ID Re-attending between 3 & 9 months - Adults	69	92	75.0%	52.1%	51.6%	50.3%
% of FP17s for Band 1 Urgent Courses	16	564	2.8%	8.3%	9.5%	9.1%
% of FP17s Relating to Free Repair or Replacements	0	564	0.0%	0.8%	0.7%	0.8%
% of FP17s Relating to Continuations	0	564	0.0%	1.2%	1.0%	1.0%
% of Patients satisfied with the dentistry they have received	2	2	N/A	91.4%	92.0%	91.5%
% of Patients satisfied with the time they had to wait for an appointment	2	2	N/A	88.6%	88.1%	87.9%

* This is based on patients treated on this contract for their most recent course of treatment. Figures in italics indicate the base number of FP17s or Patient Questionnaire responses are less than 100. N/A is shown where the base number of responses is less than 10 during the period. % is calculated as Quantity/Base number*100

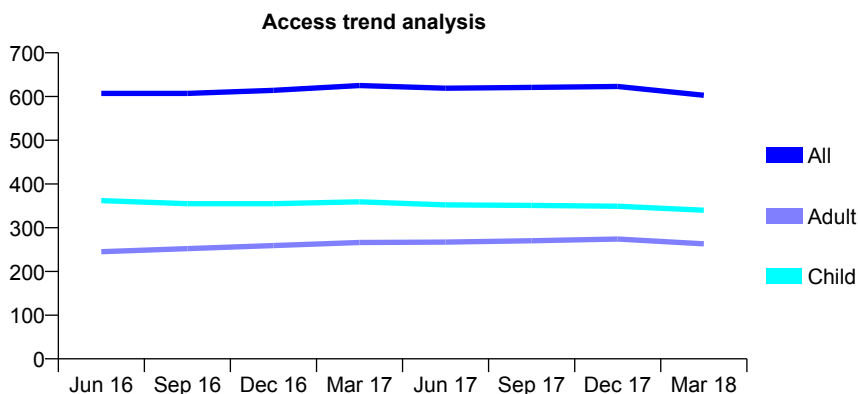
Q65 - Vital Signs At a Glance Contract Report for 328316/0001 - Year end March 2018

Name or company name	MR JM TRIGG
Contract type name	GDS Contract
Purpose of contract	General
Contract start date	01/04/2006
Contract end date	

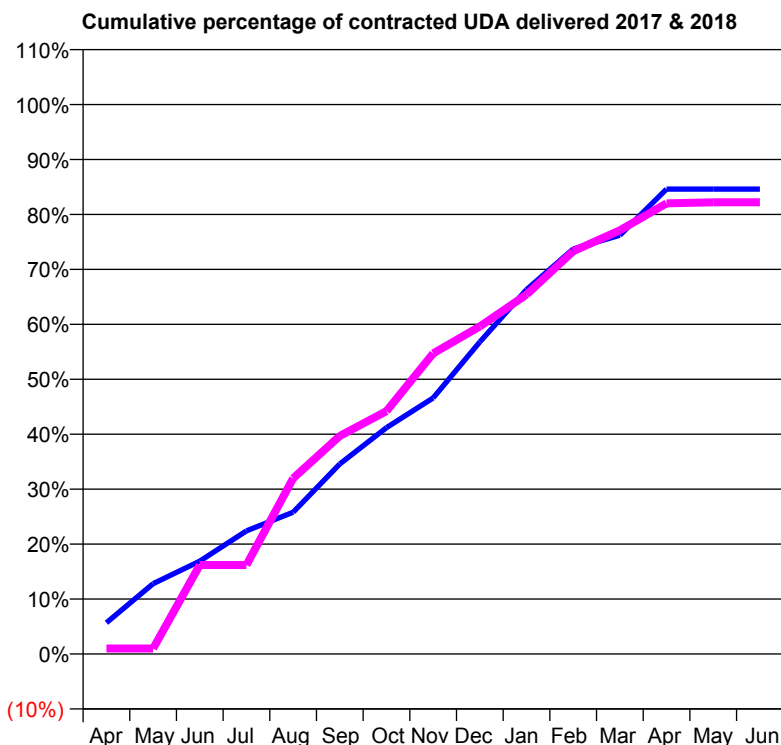
17/18 Contracted general activity (UDA)	1,000
Carry forward general activity (UDA)	0
17/18 Contracted orthodontic activity (UOA)	0
Carry forward orthodontic activity (UOA)	0
Baseline contract value	£24,563.29

ACCESS*

Patients seen in 24 months	Total	Change since previous quarter
Quarter ending March 2017	625	
Quarter ending June 2017	619	→
Quarter ending September 2017	621	→
Quarter ending December 2017	623	→
Quarter ending March 2018	603	↓
Variance since March 2017	(3.5%)	↓



ACTIVITY



Month	2017	2018
April	57	10
May	128	10
June	169	162
July	224	162
August	258	320
September	346	397
October	412	442
November	466	547
December	568	596
January	663	654
February	737	733
March	762	771
April	846	820
May	846	822
June	846	822

QUALITY

	Quantity	Base Number	Contract	AT	Region	England
% of FP17s for the same patient ID Re-attending within 3 months - Children	11	463	2.4%	9.8%	11.5%	11.9%
% of FP17s for the same patient ID Re-attending within 3 months - Adults	6	234	2.6%	14.4%	15.9%	16.0%
% of FP17s for the same patient ID Re-attending between 3 & 9 months - Children	261	463	56.4%	61.5%	60.6%	58.3%
% of FP17s for the same patient ID Re-attending between 3 & 9 months - Adults	105	234	44.9%	52.1%	51.6%	50.3%
% of FP17s for Band 1 Urgent Courses	10	670	1.5%	8.3%	9.5%	9.1%
% of FP17s Relating to Free Repair or Replacements	0	670	0.0%	0.8%	0.7%	0.8%
% of FP17s Relating to Continuations	0	670	0.0%	1.2%	1.0%	1.0%
% of Patients satisfied with the dentistry they have received	0	0	N/A	91.4%	92.0%	91.5%
% of Patients satisfied with the time they had to wait for an appointment	0	0	N/A	88.6%	88.1%	87.9%

* This is based on patients treated on this contract for their most recent course of treatment. Figures in italics indicate the base number of FP17s or Patient Questionnaire responses are less than 100. N/A is shown where the base number of responses is less than 10 during the period. % is calculated as Quantity/Base number*100

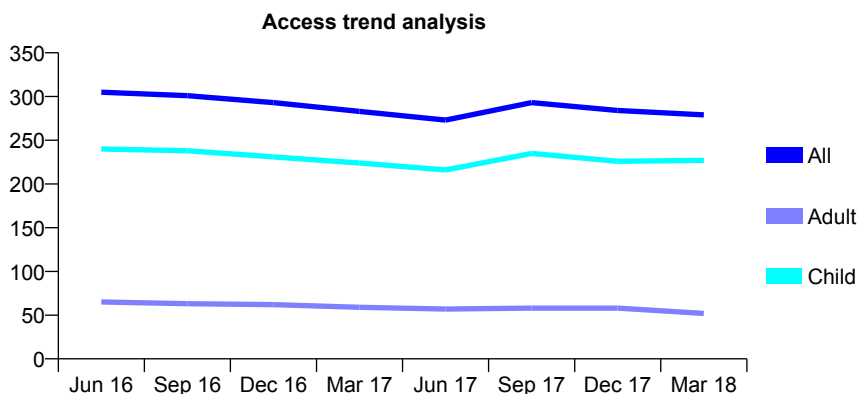
Q65 - Vital Signs At a Glance Contract Report for 331163/0001 - Year end March 2018

Name or company name	MR JR HATFIELD
Contract type name	GDS Contract
Purpose of contract	General
Contract start date	01/04/2006
Contract end date	

17/18 Contracted general activity (UDA)	909
Carry forward general activity (UDA)	0
17/18 Contracted orthodontic activity (UOA)	0
Carry forward orthodontic activity (UOA)	0
Baseline contract value	£18,721.41

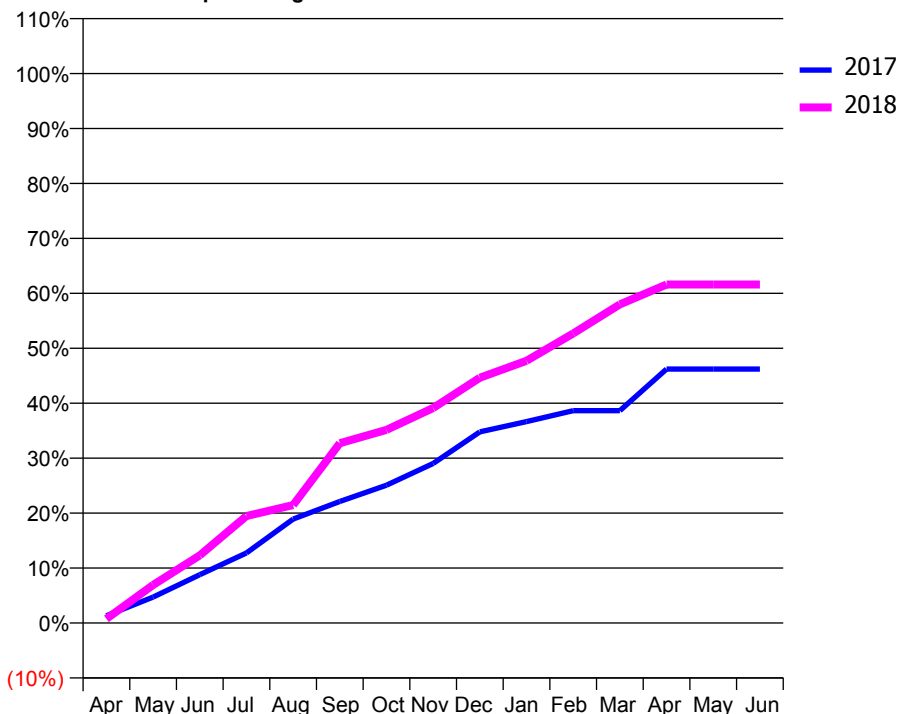
ACCESS*

Patients seen in 24 months	Total	Change since previous quarter
Quarter ending March 2017	283	
Quarter ending June 2017	273	↓
Quarter ending September 2017	293	↑
Quarter ending December 2017	284	↓
Quarter ending March 2018	279	↓
Variance since March 2017	(1.4%)	↓



ACTIVITY

Cumulative percentage of contracted UDA delivered 2017 & 2018



Month	Adjusted Scheduled Activity (UDA)	
	2017	2018
April	12	7
May	43	63
June	80	112
July	116	177
August	172	195
September	201	297
October	228	320
November	264	356
December	316	406
January	333	434
February	351	479
March	351	527
April	420	560
May	420	560
June	420	560

QUALITY

	Quantity	Base Number	Contract	AT	Region	England
% of FP17s for the same patient ID Re-attending within 3 months - Children	25	538	4.6%	9.8%	11.5%	11.9%
% of FP17s for the same patient ID Re-attending within 3 months - Adults	0	37	0.0%	14.4%	15.9%	16.0%
% of FP17s for the same patient ID Re-attending between 3 & 9 months - Children	341	538	63.4%	61.5%	60.6%	58.3%
% of FP17s for the same patient ID Re-attending between 3 & 9 months - Adults	27	37	73.0%	52.1%	51.6%	50.3%
% of FP17s for Band 1 Urgent Courses	10	390	2.6%	8.3%	9.5%	9.1%
% of FP17s Relating to Free Repair or Replacements	0	390	0.0%	0.8%	0.7%	0.8%
% of FP17s Relating to Continuations	0	390	0.0%	1.2%	1.0%	1.0%
% of Patients satisfied with the dentistry they have received	0	0	N/A	91.4%	92.0%	91.5%
% of Patients satisfied with the time they had to wait for an appointment	0	0	N/A	88.6%	88.1%	87.9%

* This is based on patients treated on this contract for their most recent course of treatment. Figures in italics indicate the base number of FP17s or Patient Questionnaire responses are less than 100. N/A is shown where the base number of responses is less than 10 during the period. % is calculated as Quantity/Base number*100

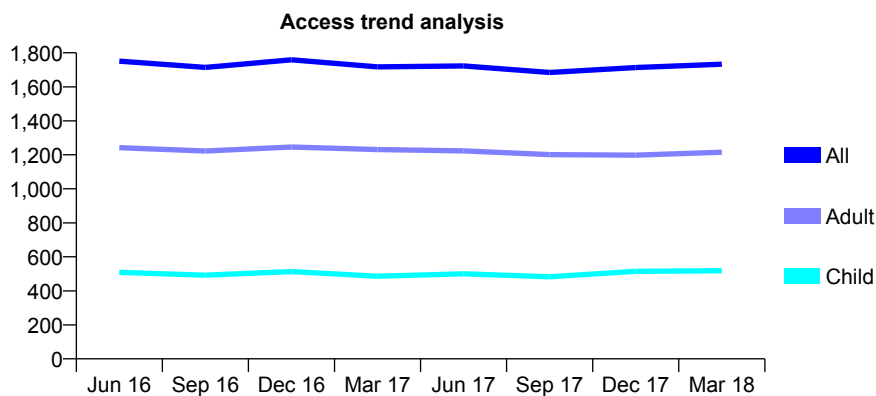
Q65 - Vital Signs At a Glance Contract Report for 339636/0001 - Year end March 2018

Name or company name	MRS J ZEINALI
Contract type name	GDS Contract
Purpose of contract	General
Contract start date	01/04/2006
Contract end date	

17/18 Contracted general activity (UDA)	5,939
Carry forward general activity (UDA)	2
17/18 Contracted orthodontic activity (UOA)	0
Carry forward orthodontic activity (UOA)	0
Baseline contract value	£144,050.88

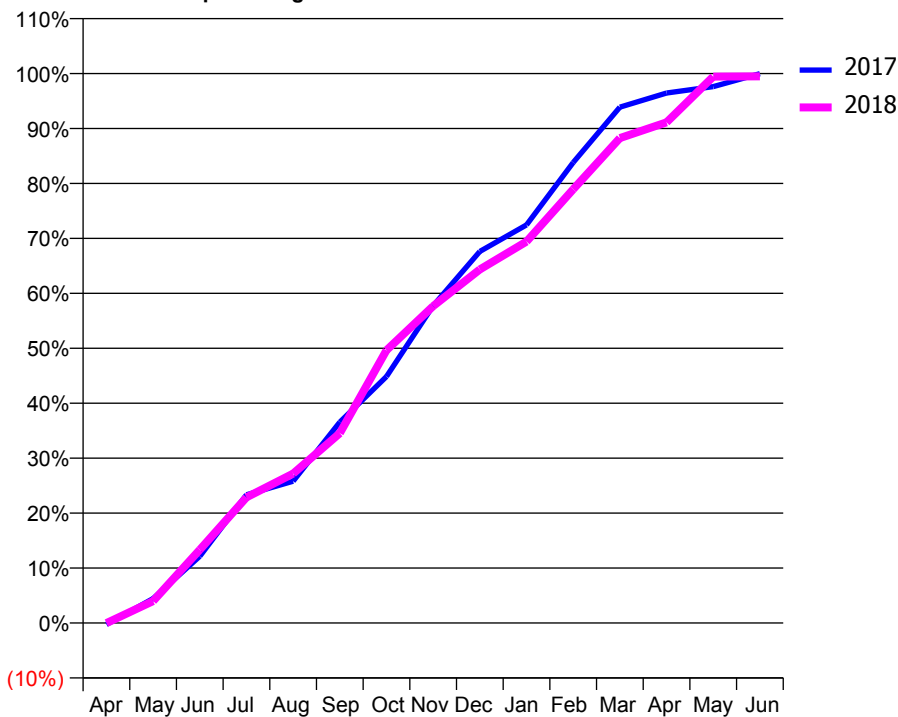
ACCESS*

Patients seen in 24 months	Total	Change since previous quarter
Quarter ending March 2017	1,717	
Quarter ending June 2017	1,723	→
Quarter ending September 2017	1,684	↓
Quarter ending December 2017	1,713	→
Quarter ending March 2018	1,733	→
Variance since March 2017	0.9%	→



ACTIVITY

Cumulative percentage of contracted UDA delivered 2017 & 2018



Month	Adjusted Scheduled Activity (UDA)	
	2017	2018
April	-16	-2
May	265	237
June	722	791
July	1,386	1,358
August	1,532	1,616
September	2,171	2,052
October	2,664	2,948
November	3,429	3,425
December	4,015	3,821
January	4,303	4,122
February	4,977	4,687
March	5,576	5,241
April	5,728	5,411
May	5,798	5,905
June	5,937	5,908

QUALITY

	Quantity	Base Number	Contract	AT	Region	England
% of FP17s for the same patient ID Re-attending within 3 months - Children	89	799	11.1%	9.8%	11.5%	11.9%
% of FP17s for the same patient ID Re-attending within 3 months - Adults	345	1,818	19.0%	14.4%	15.9%	16.0%
% of FP17s for the same patient ID Re-attending between 3 & 9 months - Children	407	799	50.9%	61.5%	60.6%	58.3%
% of FP17s for the same patient ID Re-attending between 3 & 9 months - Adults	929	1,818	51.1%	52.1%	51.6%	50.3%
% of FP17s for Band 1 Urgent Courses	366	2,736	13.4%	8.3%	9.5%	9.1%
% of FP17s Relating to Free Repair or Replacements	15	2,736	0.5%	0.8%	0.7%	0.8%
% of FP17s Relating to Continuations	13	2,736	0.5%	1.2%	1.0%	1.0%
% of Patients satisfied with the dentistry they have received	4	5	N/A	91.4%	92.0%	91.5%
% of Patients satisfied with the time they had to wait for an appointment	5	5	N/A	88.6%	88.1%	87.9%

* This is based on patients treated on this contract for their most recent course of treatment. Figures in italics indicate the base number of FP17s or Patient Questionnaire responses are less than 100. N/A is shown where the base number of responses is less than 10 during the period. % is calculated as Quantity/Base number*100

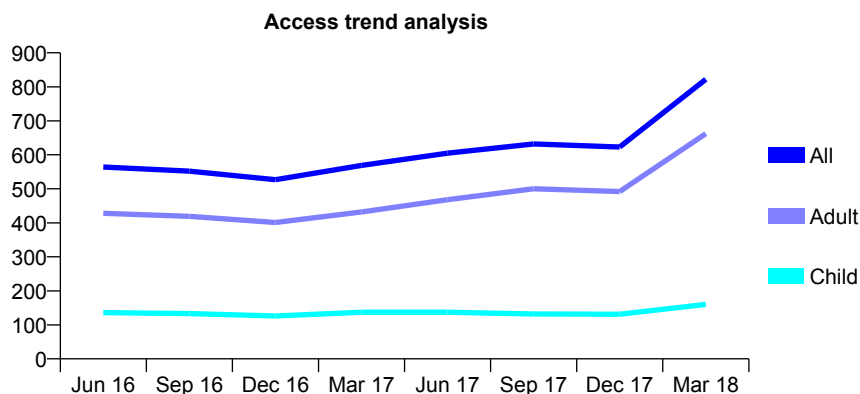
Q65 - Vital Signs At a Glance Contract Report for 339636/0002 - Year end March 2018

Name or company name	MRS J ZEINALI
Contract type name	GDS Contract
Purpose of contract	General
Contract start date	01/04/2006
Contract end date	

17/18 Contracted general activity (UDA)	2,235
Carry forward general activity (UDA)	0
17/18 Contracted orthodontic activity (UOA)	0
Carry forward orthodontic activity (UOA)	0
Baseline contract value	£55,056.92

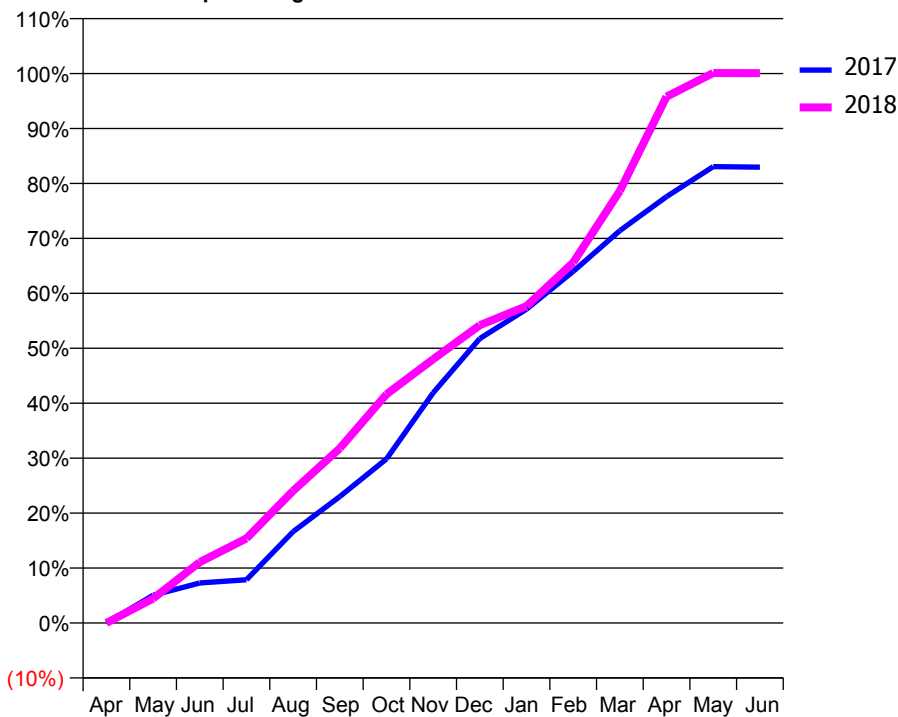
ACCESS*

Patients seen in 24 months	Total	Change since previous quarter
Quarter ending March 2017	569	
Quarter ending June 2017	605	↑
Quarter ending September 2017	632	↑
Quarter ending December 2017	623	↓
Quarter ending March 2018	822	↑
Variance since March 2017	44.5%	↑



ACTIVITY

Cumulative percentage of contracted UDA delivered 2017 & 2018



Month	Adjusted Scheduled Activity (UDA)	
	2017	2018
April	0	0
May	113	100
June	163	248
July	176	344
August	372	538
September	514	711
October	667	930
November	936	1,073
December	1,157	1,212
January	1,276	1,289
February	1,430	1,466
March	1,596	1,757
April	1,734	2,141
May	1,856	2,237
June	1,854	2,236

QUALITY

	Quantity	Base Number	Contract	AT	Region	England
% of FP17s for the same patient ID Re-attending within 3 months - Children	5	157	3.2%	9.8%	11.5%	11.9%
% of FP17s for the same patient ID Re-attending within 3 months - Adults	90	819	11.0%	14.4%	15.9%	16.0%
% of FP17s for the same patient ID Re-attending between 3 & 9 months - Children	63	157	40.1%	61.5%	60.6%	58.3%
% of FP17s for the same patient ID Re-attending between 3 & 9 months - Adults	319	819	38.9%	52.1%	51.6%	50.3%
% of FP17s for Band 1 Urgent Courses	116	1,161	10.0%	8.3%	9.5%	9.1%
% of FP17s Relating to Free Repair or Replacements	4	1,161	0.3%	0.8%	0.7%	0.8%
% of FP17s Relating to Continuations	4	1,161	0.3%	1.2%	1.0%	1.0%
% of Patients satisfied with the dentistry they have received	0	0	N/A	91.4%	92.0%	91.5%
% of Patients satisfied with the time they had to wait for an appointment	0	0	N/A	88.6%	88.1%	87.9%

* This is based on patients treated on this contract for their most recent course of treatment. Figures in italics indicate the base number of FP17s or Patient Questionnaire responses are less than 100. N/A is shown where the base number of responses is less than 10 during the period. % is calculated as Quantity/Base number*100

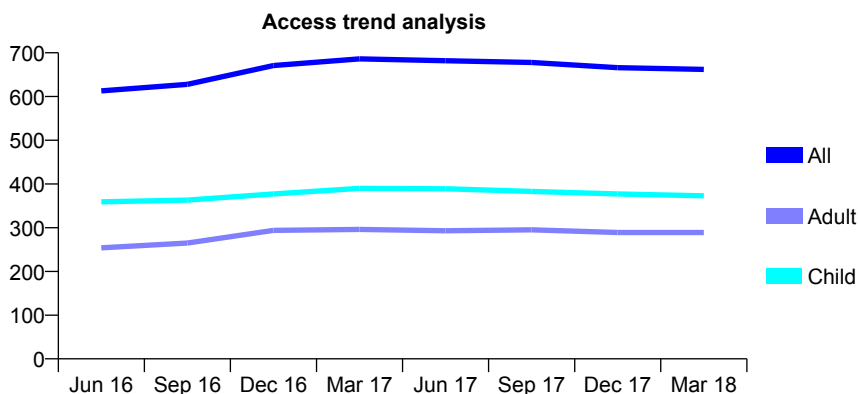
Q65 - Vital Signs At a Glance Contract Report for 342408/0001 - Year end March 2018

Name or company name	MR DA CHAPMAN
Contract type name	GDS Contract
Purpose of contract	General and Orthodontic
Contract start date	01/12/2014
Contract end date	

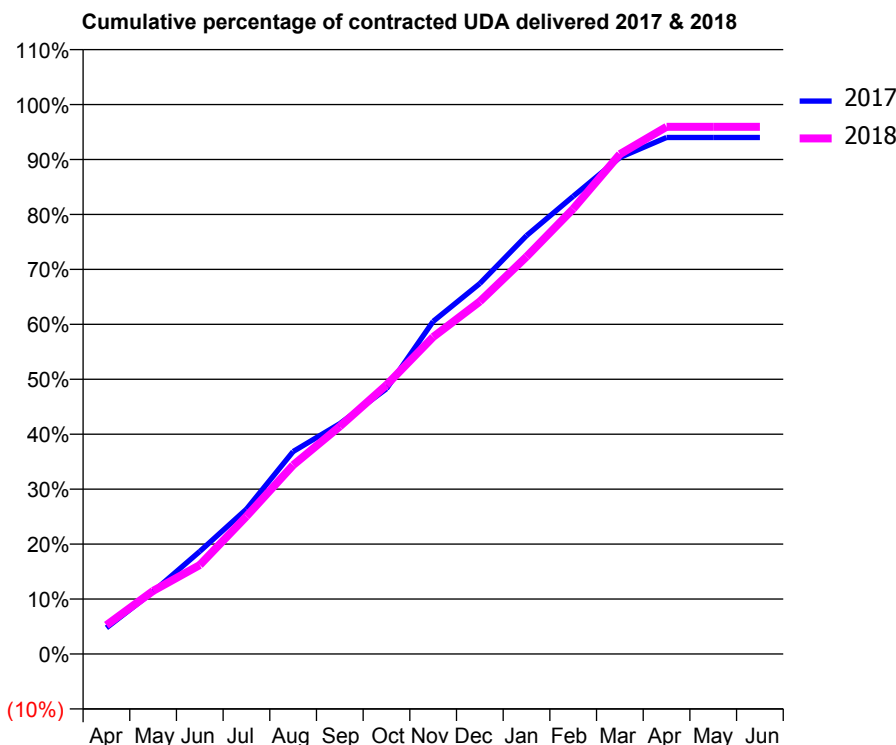
17/18 Contracted general activity (UDA)	1,770
Carry forward general activity (UDA)	0
17/18 Contracted orthodontic activity (UOA)	0
Carry forward orthodontic activity (UOA)	0
Baseline contract value	£45,549.57

ACCESS*

Patients seen in 24 months	Total	Change since previous quarter
Quarter ending March 2017	686	
Quarter ending June 2017	682	→
Quarter ending September 2017	678	→
Quarter ending December 2017	666	↓
Quarter ending March 2018	662	→
Variance since March 2017	(3.5%)	↓



ACTIVITY



Month	Adjusted Scheduled Activity (UDA)	
	2017	2018
April	86	93
May	204	203
June	337	287
July	475	443
August	664	608
September	755	733
October	870	866
November	1,091	1,021
December	1,215	1,136
January	1,372	1,280
February	1,501	1,434
March	1,628	1,610
April	1,694	1,698
May	1,694	1,698
June	1,694	1,698

QUALITY

	Quantity	Base Number	Contract	AT	Region	England
% of FP17s for the same patient ID Re-attending within 3 months - Children	39	625	6.2%	9.8%	11.5%	11.9%
% of FP17s for the same patient ID Re-attending within 3 months - Adults	45	356	12.6%	14.4%	15.9%	16.0%
% of FP17s for the same patient ID Re-attending between 3 & 9 months - Children	454	625	72.6%	61.5%	60.6%	58.3%
% of FP17s for the same patient ID Re-attending between 3 & 9 months - Adults	214	356	60.1%	52.1%	51.6%	50.3%
% of FP17s for Band 1 Urgent Courses	56	990	5.7%	8.3%	9.5%	9.1%
% of FP17s Relating to Free Repair or Replacements	0	990	0.0%	0.8%	0.7%	0.8%
% of FP17s Relating to Continuations	1	990	0.1%	1.2%	1.0%	1.0%
% of Patients satisfied with the dentistry they have received	2	2	N/A	91.4%	92.0%	91.5%
% of Patients satisfied with the time they had to wait for an appointment	2	2	N/A	88.6%	88.1%	87.9%

* This is based on patients treated on this contract for their most recent course of treatment. Figures in italics indicate the base number of FP17s or Patient Questionnaire responses are less than 100. N/A is shown where the base number of responses is less than 10 during the period. % is calculated as Quantity/Base number*100

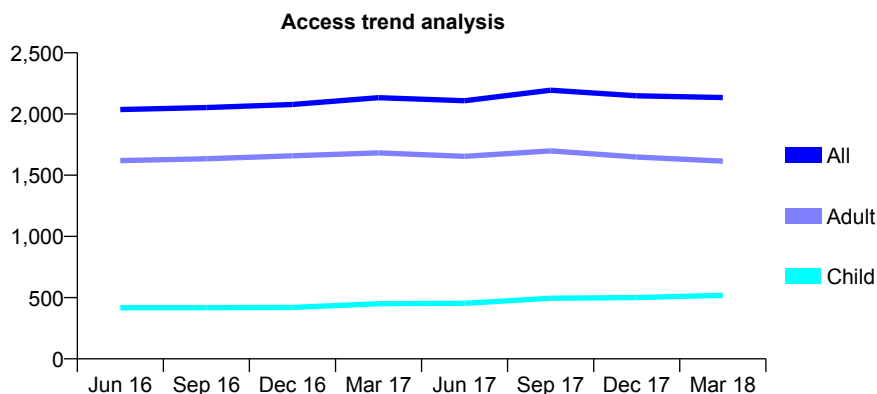
Q65 - Vital Signs At a Glance Contract Report for 364800/0001 - Year end March 2018

Name or company name	Mr MJ Brown
Contract type name	GDS Contract
Purpose of contract	General
Contract start date	01/04/2012
Contract end date	

17/18 Contracted general activity (UDA)	5,601
Carry forward general activity (UDA)	-47
17/18 Contracted orthodontic activity (UOA)	0
Carry forward orthodontic activity (UOA)	0
Baseline contract value	£125,805.89

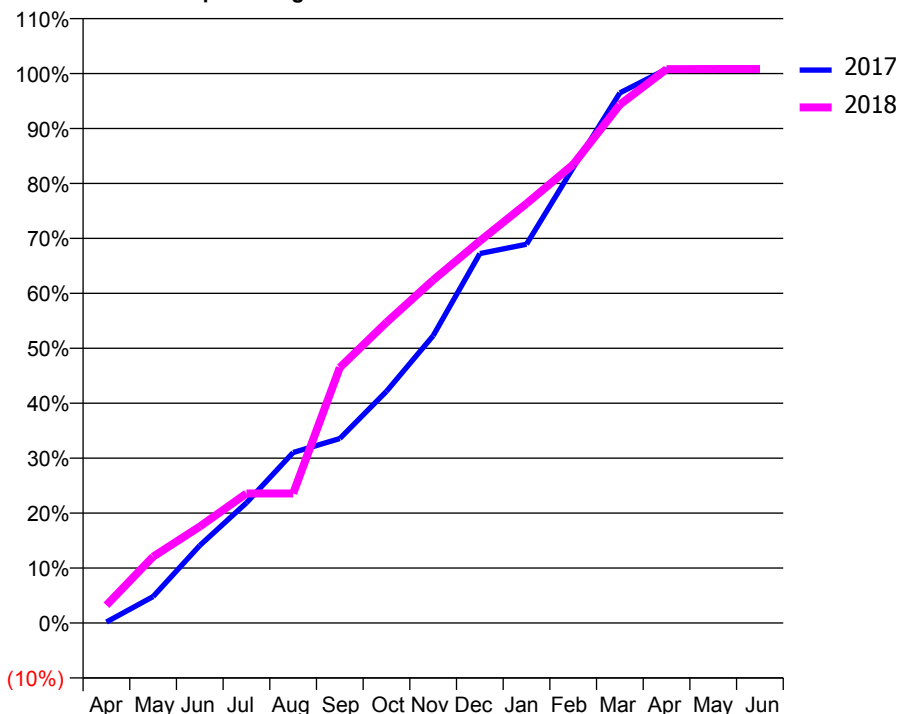
ACCESS*

Patients seen in 24 months	Total	Change since previous quarter
Quarter ending March 2017	2,133	
Quarter ending June 2017	2,108	↓
Quarter ending September 2017	2,194	↑
Quarter ending December 2017	2,149	↓
Quarter ending March 2018	2,134	→
Variance since March 2017	0.0%	→



ACTIVITY

Cumulative percentage of contracted UDA delivered 2017 & 2018



Adjusted Scheduled Activity (UDA)

Month	2017	2018
April	10	181
May	269	677
June	791	983
July	1,226	1,321
August	1,738	1,321
September	1,880	2,604
October	2,362	3,065
November	2,928	3,495
December	3,766	3,893
January	3,861	4,275
February	4,641	4,673
March	5,404	5,283
April	5,646	5,645
May	5,642	5,647
June	5,648	5,646

QUALITY

	Quantity	Base Number	Contract	AT	Region	England
% of FP17s for the same patient ID Re-attending within 3 months - Children	45	547	8.2%	9.8%	11.5%	11.9%
% of FP17s for the same patient ID Re-attending within 3 months - Adults	231	1,801	12.8%	14.4%	15.9%	16.0%
% of FP17s for the same patient ID Re-attending between 3 & 9 months - Children	230	547	42.0%	61.5%	60.6%	58.3%
% of FP17s for the same patient ID Re-attending between 3 & 9 months - Adults	858	1,801	47.6%	52.1%	51.6%	50.3%
% of FP17s for Band 1 Urgent Courses	178	2,358	7.5%	8.3%	9.5%	9.1%
% of FP17s Relating to Free Repair or Replacements	20	2,358	0.8%	0.8%	0.7%	0.8%
% of FP17s Relating to Continuations	11	2,358	0.5%	1.2%	1.0%	1.0%
% of Patients satisfied with the dentistry they have received	5	5	N/A	91.4%	92.0%	91.5%
% of Patients satisfied with the time they had to wait for an appointment	4	5	N/A	88.6%	88.1%	87.9%

* This is based on patients treated on this contract for their most recent course of treatment. Figures in italics indicate the base number of FP17s or Patient Questionnaire responses are less than 100. N/A is shown where the base number of responses is less than 10 during the period. % is calculated as Quantity/Base number*100

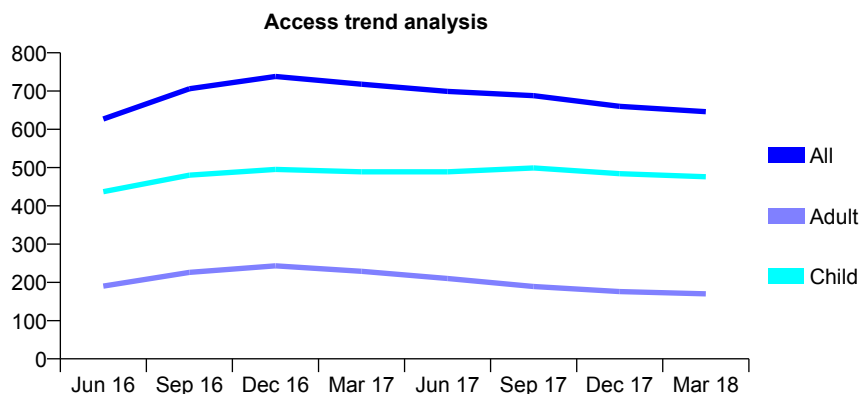
Q65 - Vital Signs At a Glance Contract Report for 568031/0001 - Year end March 2018

Name or company name	MR SC LAWSON
Contract type name	GDS Contract
Purpose of contract	General and Orthodontic
Contract start date	01/01/2015
Contract end date	

17/18 Contracted general activity (UDA)	2,000
Carry forward general activity (UDA)	0
17/18 Contracted orthodontic activity (UOA)	743
Carry forward orthodontic activity (UOA)	0
Baseline contract value	£97,288.14

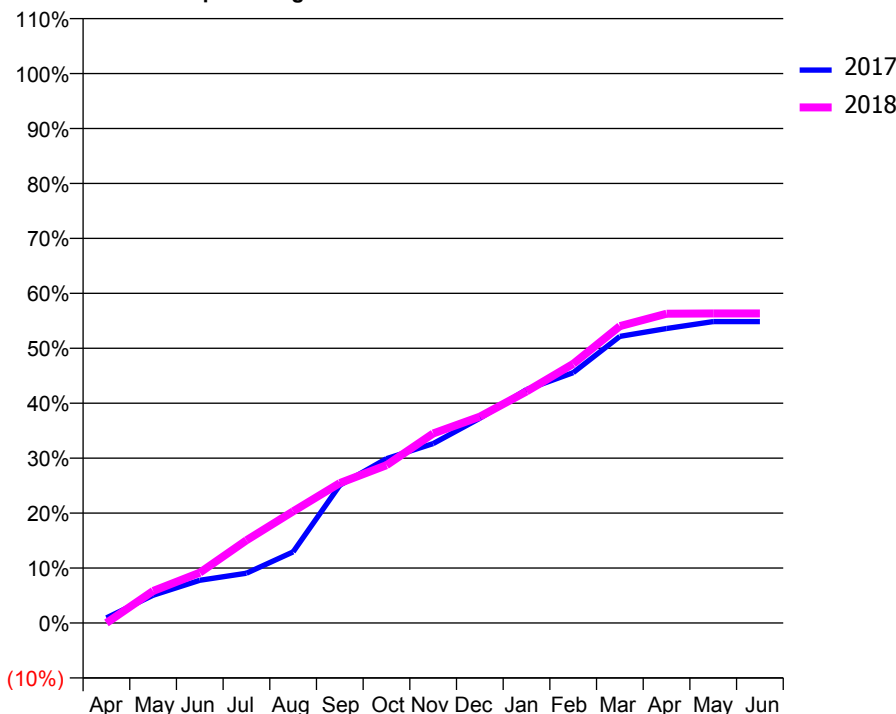
ACCESS*

Patients seen in 24 months	Total	Change since previous quarter
Quarter ending March 2017	718	
Quarter ending June 2017	699	↓
Quarter ending September 2017	688	↓
Quarter ending December 2017	660	↓
Quarter ending March 2018	646	↓
Variance since March 2017	(10.0%)	↓



ACTIVITY

Cumulative percentage of contracted UDA delivered 2017 & 2018



Month	Adjusted Scheduled Activity (UDA)	
	2017	2018
April	19	0
May	101	117
June	155	183
July	181	301
August	259	406
September	502	509
October	598	575
November	653	690
December	745	751
January	850	843
February	911	943
March	1,043	1,081
April	1,072	1,126
May	1,097	1,127
June	1,097	1,127

QUALITY

	Quantity	Base Number	Contract	AT	Region	England
% of FP17s for the same patient ID Re-attending within 3 months - Children	62	712	8.7%	9.8%	11.5%	11.9%
% of FP17s for the same patient ID Re-attending within 3 months - Adults	3	113	2.7%	14.4%	15.9%	16.0%
% of FP17s for the same patient ID Re-attending between 3 & 9 months - Children	384	712	53.9%	61.5%	60.6%	58.3%
% of FP17s for the same patient ID Re-attending between 3 & 9 months - Adults	19	113	16.8%	52.1%	51.6%	50.3%
% of FP17s for Band 1 Urgent Courses	121	723	16.7%	8.3%	9.5%	9.1%
% of FP17s Relating to Free Repair or Replacements	0	723	0.0%	0.8%	0.7%	0.8%
% of FP17s Relating to Continuations	0	723	0.0%	1.2%	1.0%	1.0%
% of Patients satisfied with the dentistry they have received	2	2	N/A	91.4%	92.0%	91.5%
% of Patients satisfied with the time they had to wait for an appointment	2	2	N/A	88.6%	88.1%	87.9%

* This is based on patients treated on this contract for their most recent course of treatment. Figures in italics indicate the base number of FP17s or Patient Questionnaire responses are less than 100. N/A is shown where the base number of responses is less than 10 during the period. % is calculated as Quantity/Base number*100

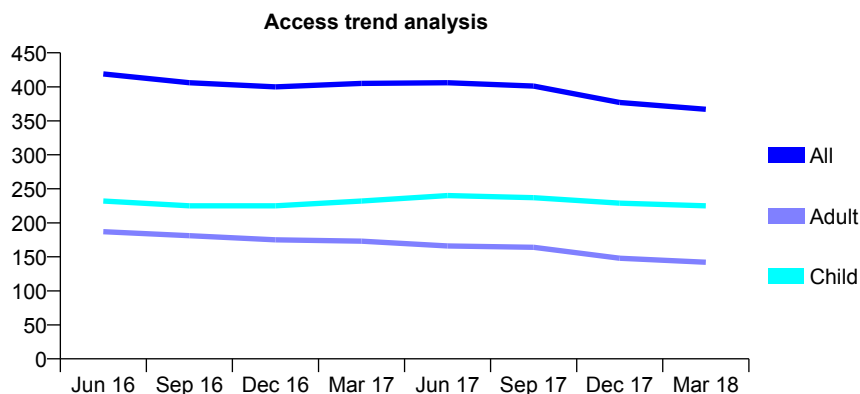
Q65 - Vital Signs At a Glance Contract Report for 568058/0001 - Year end March 2018

Name or company name	MR DG GIBSON
Contract type name	GDS Contract
Purpose of contract	General
Contract start date	01/04/2006
Contract end date	

17/18 Contracted general activity (UDA)	950
Carry forward general activity (UDA)	0
17/18 Contracted orthodontic activity (UOA)	0
Carry forward orthodontic activity (UOA)	0
Baseline contract value	£23,369.64

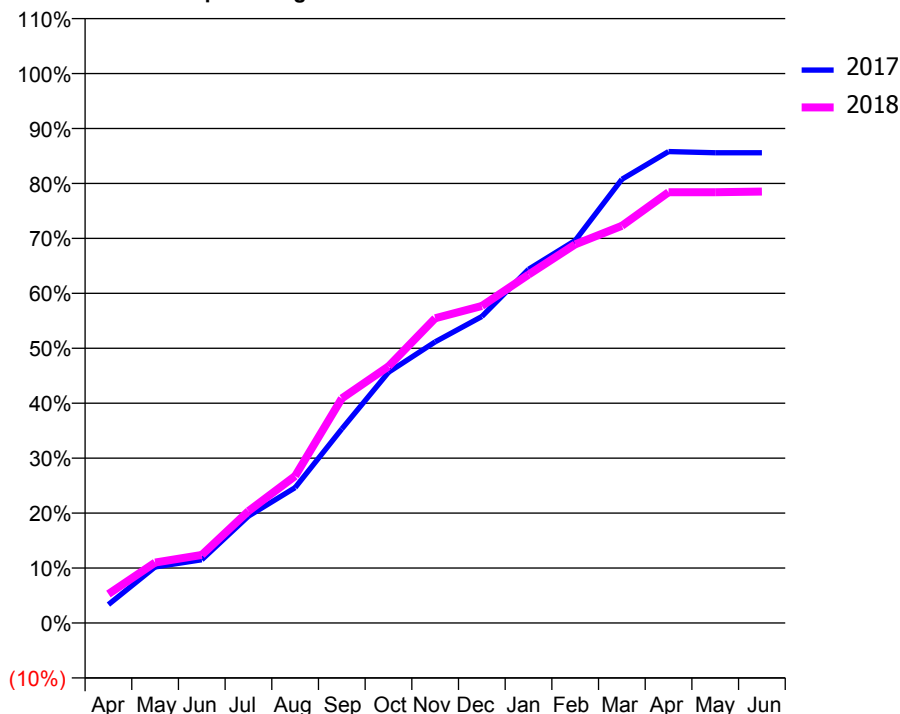
ACCESS*

Patients seen in 24 months	Total	Change since previous quarter
Quarter ending March 2017	405	
Quarter ending June 2017	406	→
Quarter ending September 2017	401	↓
Quarter ending December 2017	377	↓
Quarter ending March 2018	367	↓
Variance since March 2017	(9.4%)	↓



ACTIVITY

Cumulative percentage of contracted UDA delivered 2017 & 2018



Month	Adjusted Scheduled Activity (UDA)	
	2017	2018
April	32	50
May	97	105
June	109	118
July	185	194
August	234	254
September	336	388
October	434	444
November	486	527
December	530	548
January	612	602
February	661	655
March	767	687
April	815	745
May	813	745
June	813	746

QUALITY

	Quantity	Base Number	Contract	AT	Region	England
% of FP17s for the same patient ID Re-attending within 3 months - Children	18	318	5.7%	9.8%	11.5%	11.9%
% of FP17s for the same patient ID Re-attending within 3 months - Adults	16	134	11.9%	14.4%	15.9%	16.0%
% of FP17s for the same patient ID Re-attending between 3 & 9 months - Children	209	318	65.7%	61.5%	60.6%	58.3%
% of FP17s for the same patient ID Re-attending between 3 & 9 months - Adults	78	134	58.2%	52.1%	51.6%	50.3%
% of FP17s for Band 1 Urgent Courses	20	490	4.1%	8.3%	9.5%	9.1%
% of FP17s Relating to Free Repair or Replacements	0	490	0.0%	0.8%	0.7%	0.8%
% of FP17s Relating to Continuations	0	490	0.0%	1.2%	1.0%	1.0%
% of Patients satisfied with the dentistry they have received	0	0	N/A	91.4%	92.0%	91.5%
% of Patients satisfied with the time they had to wait for an appointment	0	0	N/A	88.6%	88.1%	87.9%

* This is based on patients treated on this contract for their most recent course of treatment. Figures in italics indicate the base number of FP17s or Patient Questionnaire responses are less than 100. N/A is shown where the base number of responses is less than 10 during the period. % is calculated as Quantity/Base number*100

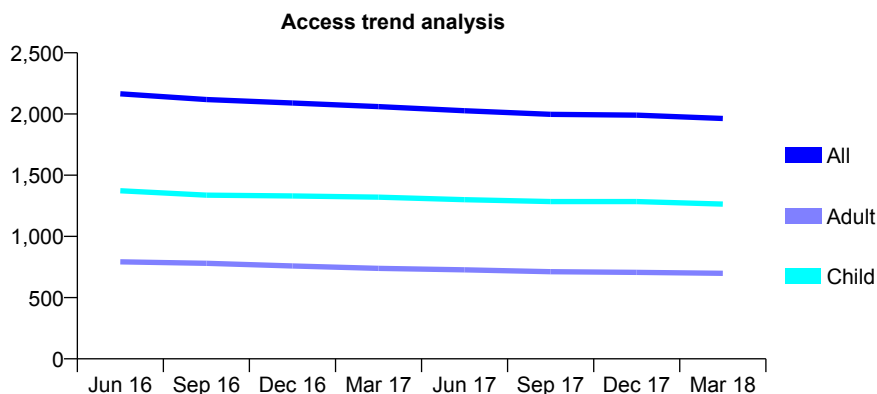
Q65 - Vital Signs At a Glance Contract Report for 570796/0001 - Year end March 2018

Name or company name	MR JL RAUTENBACH
Contract type name	GDS Contract
Purpose of contract	General
Contract start date	01/04/2006
Contract end date	

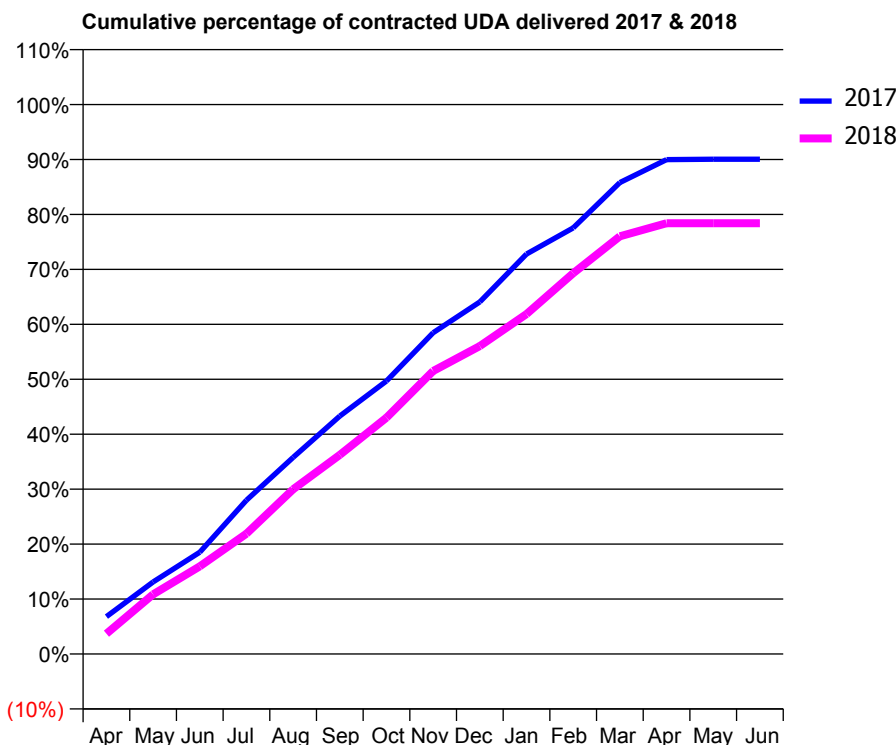
17/18 Contracted general activity (UDA)	4,860
Carry forward general activity (UDA)	0
17/18 Contracted orthodontic activity (UOA)	0
Carry forward orthodontic activity (UOA)	0
Baseline contract value	£114,821.82

ACCESS*

Patients seen in 24 months	Total	Change since previous quarter
Quarter ending March 2017	2,060	
Quarter ending June 2017	2,027	↓
Quarter ending September 2017	1,997	↓
Quarter ending December 2017	1,991	→
Quarter ending March 2018	1,963	↓
Variance since March 2017	(4.7%)	↓



ACTIVITY



Month	Adjusted Scheduled Activity (UDA)	
	2017	2018
April	330	179
May	637	528
June	900	776
July	1,360	1,064
August	1,738	1,457
September	2,105	1,762
October	2,415	2,090
November	2,842	2,503
December	3,114	2,724
January	3,538	3,006
February	3,769	3,367
March	4,170	3,694
April	4,373	3,810
May	4,376	3,809
June	4,376	3,809

QUALITY

	Quantity	Base Number	Contract	AT	Region	England
% of FP17s for the same patient ID Re-attending within 3 months - Children	73	2,152	3.4%	9.8%	11.5%	11.9%
% of FP17s for the same patient ID Re-attending within 3 months - Adults	85	753	11.3%	14.4%	15.9%	16.0%
% of FP17s for the same patient ID Re-attending between 3 & 9 months - Children	1,648	2,152	76.6%	61.5%	60.6%	58.3%
% of FP17s for the same patient ID Re-attending between 3 & 9 months - Adults	407	753	54.1%	52.1%	51.6%	50.3%
% of FP17s for Band 1 Urgent Courses	57	2,875	2.0%	8.3%	9.5%	9.1%
% of FP17s Relating to Free Repair or Replacements	1	2,875	0.0%	0.8%	0.7%	0.8%
% of FP17s Relating to Continuations	0	2,875	0.0%	1.2%	1.0%	1.0%
% of Patients satisfied with the dentistry they have received	1	1	N/A	91.4%	92.0%	91.5%
% of Patients satisfied with the time they had to wait for an appointment	1	1	N/A	88.6%	88.1%	87.9%

* This is based on patients treated on this contract for their most recent course of treatment. Figures in italics indicate the base number of FP17s or Patient Questionnaire responses are less than 100. N/A is shown where the base number of responses is less than 10 during the period. % is calculated as Quantity/Base number*100

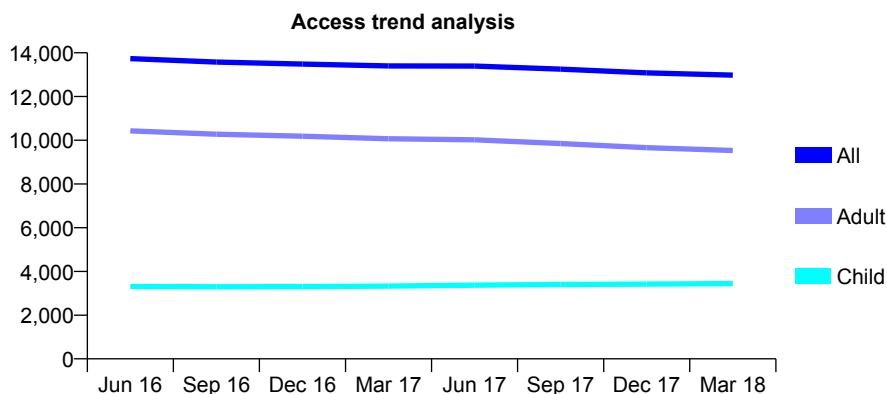
Q65 - Vital Signs At a Glance Contract Report for 574236/0001 - Year end March 2018

Name or company name	Coronation Road Dental Surgery
Contract type name	GDS Contract
Purpose of contract	General
Contract start date	01/04/2006
Contract end date	

17/18 Contracted general activity (UDA)	31,810
Carry forward general activity (UDA)	1,190
17/18 Contracted orthodontic activity (UOA)	0
Carry forward orthodontic activity (UOA)	0
Baseline contract value	£781,717.19

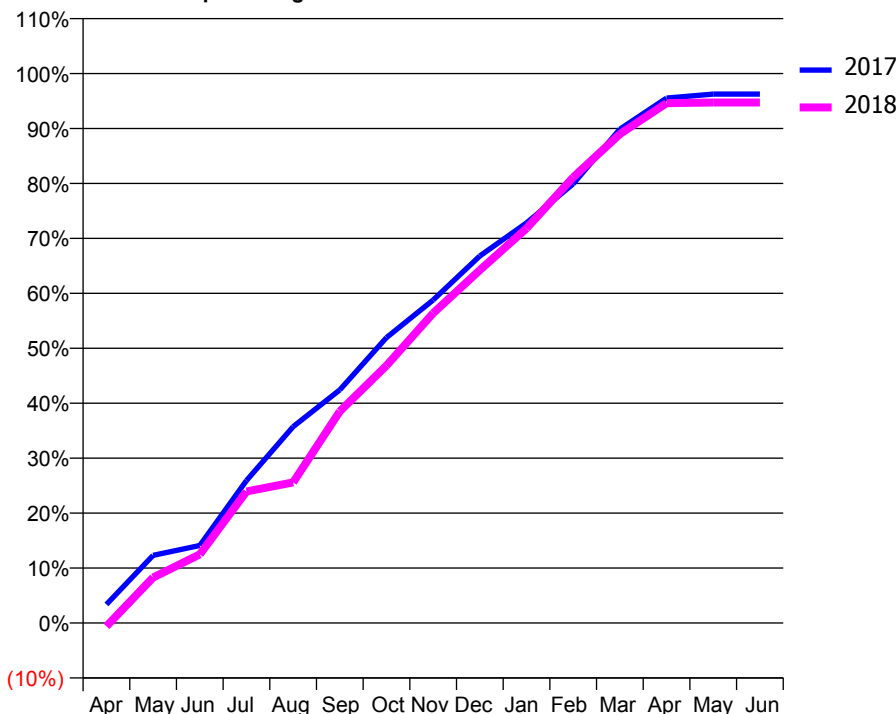
ACCESS*

Patients seen in 24 months	Total	Change since previous quarter
Quarter ending March 2017	13,397	
Quarter ending June 2017	13,391	→
Quarter ending September 2017	13,252	↓
Quarter ending December 2017	13,083	↓
Quarter ending March 2018	12,978	→
Variance since March 2017	(3.1%)	↓



ACTIVITY

Cumulative percentage of contracted UDA delivered 2017 & 2018



Month	Adjusted Scheduled Activity (UDA)	
	2017	2018
April	1,074	-199
May	3,918	2,633
June	4,492	3,973
July	8,251	7,612
August	11,365	8,136
September	13,494	12,253
October	16,527	14,904
November	18,700	17,937
December	21,245	20,430
January	23,162	22,843
February	25,420	25,799
March	28,587	28,301
April	30,390	30,097
May	30,620	30,134
June	30,620	30,133

QUALITY

	Quantity	Base Number	Contract	AT	Region	England
% of FP17s for the same patient ID Re-attending within 3 months - Children	342	5,656	6.0%	9.8%	11.5%	11.9%
% of FP17s for the same patient ID Re-attending within 3 months - Adults	1,878	14,397	13.0%	14.4%	15.9%	16.0%
% of FP17s for the same patient ID Re-attending between 3 & 9 months - Children	3,964	5,656	70.1%	61.5%	60.6%	58.3%
% of FP17s for the same patient ID Re-attending between 3 & 9 months - Adults	9,213	14,397	64.0%	52.1%	51.6%	50.3%
% of FP17s for Band 1 Urgent Courses	1,165	19,302	6.0%	8.3%	9.5%	9.1%
% of FP17s Relating to Free Repair or Replacements	122	19,302	0.6%	0.8%	0.7%	0.8%
% of FP17s Relating to Continuations	219	19,302	1.1%	1.2%	1.0%	1.0%
% of Patients satisfied with the dentistry they have received	10	11	90.9%	91.4%	92.0%	91.5%
% of Patients satisfied with the time they had to wait for an appointment	9	11	81.8%	88.6%	88.1%	87.9%

* This is based on patients treated on this contract for their most recent course of treatment. Figures in italics indicate the base number of FP17s or Patient Questionnaire responses are less than 100. N/A is shown where the base number of responses is less than 10 during the period. % is calculated as Quantity/Base number*100

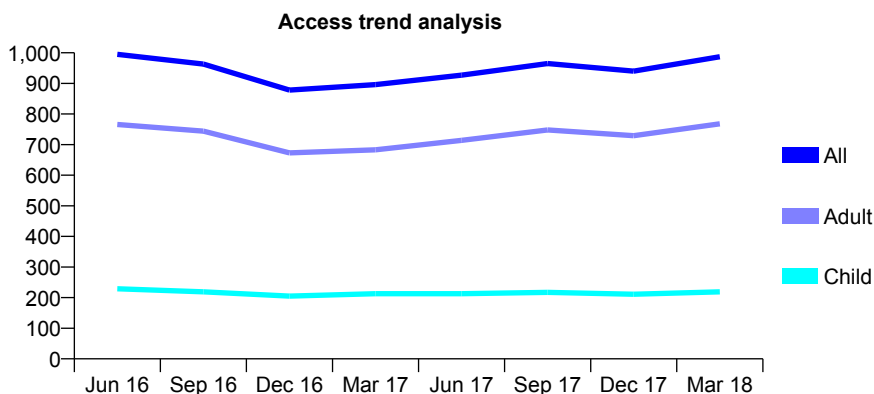
Q65 - Vital Signs At a Glance Contract Report for 629596/0001 - Year end March 2018

Name or company name	MR NJ NEWTON
Contract type name	GDS Contract
Purpose of contract	General
Contract start date	01/04/2006
Contract end date	

17/18 Contracted general activity (UDA)	2,990
Carry forward general activity (UDA)	0
17/18 Contracted orthodontic activity (UOA)	0
Carry forward orthodontic activity (UOA)	0
Baseline contract value	£81,618.93

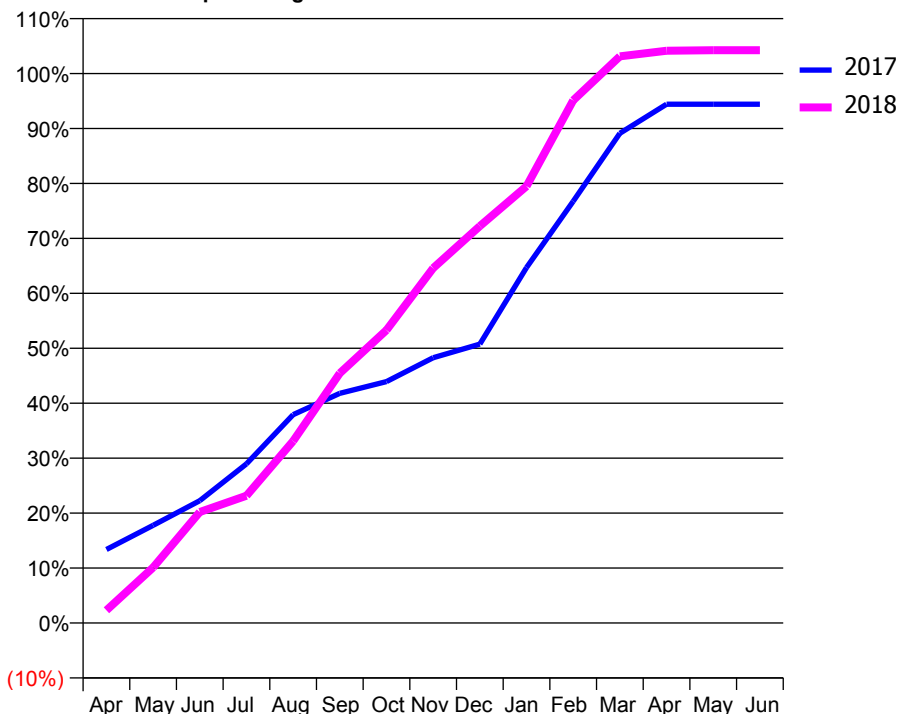
ACCESS*

Patients seen in 24 months	Total	Change since previous quarter
Quarter ending March 2017	896	
Quarter ending June 2017	927	↑
Quarter ending September 2017	965	↑
Quarter ending December 2017	940	↓
Quarter ending March 2018	987	↑
Variance since March 2017	10.2%	↑



ACTIVITY

Cumulative percentage of contracted UDA delivered 2017 & 2018



Month	Adjusted Scheduled Activity (UDA)	
	2017	2018
April	400	69
May	531	302
June	666	604
July	866	692
August	1,134	990
September	1,250	1,360
October	1,314	1,593
November	1,443	1,931
December	1,517	2,159
January	1,934	2,376
February	2,294	2,844
March	2,665	3,083
April	2,823	3,114
May	2,823	3,117
June	2,823	3,117

QUALITY

	Quantity	Base Number	Contract	AT	Region	England
% of FP17s for the same patient ID Re-attending within 3 months - Children	18	342	5.3%	9.8%	11.5%	11.9%
% of FP17s for the same patient ID Re-attending within 3 months - Adults	139	1,099	12.6%	14.4%	15.9%	16.0%
% of FP17s for the same patient ID Re-attending between 3 & 9 months - Children	203	342	59.4%	61.5%	60.6%	58.3%
% of FP17s for the same patient ID Re-attending between 3 & 9 months - Adults	559	1,099	50.9%	52.1%	51.6%	50.3%
% of FP17s for Band 1 Urgent Courses	78	1,395	5.6%	8.3%	9.5%	9.1%
% of FP17s Relating to Free Repair or Replacements	3	1,395	0.2%	0.8%	0.7%	0.8%
% of FP17s Relating to Continuations	27	1,395	1.9%	1.2%	1.0%	1.0%
% of Patients satisfied with the dentistry they have received	6	6	N/A	91.4%	92.0%	91.5%
% of Patients satisfied with the time they had to wait for an appointment	5	6	N/A	88.6%	88.1%	87.9%

* This is based on patients treated on this contract for their most recent course of treatment. Figures in italics indicate the base number of FP17s or Patient Questionnaire responses are less than 100. N/A is shown where the base number of responses is less than 10 during the period. % is calculated as Quantity/Base number*100

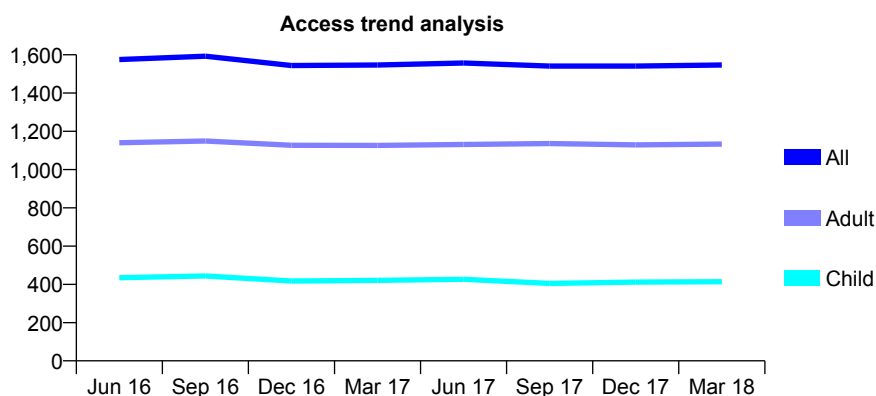
Q65 - Vital Signs At a Glance Contract Report for 632910/0001 - Year end March 2018

Name or company name	MR GW IRVINE
Contract type name	GDS Contract
Purpose of contract	General
Contract start date	01/04/2006
Contract end date	

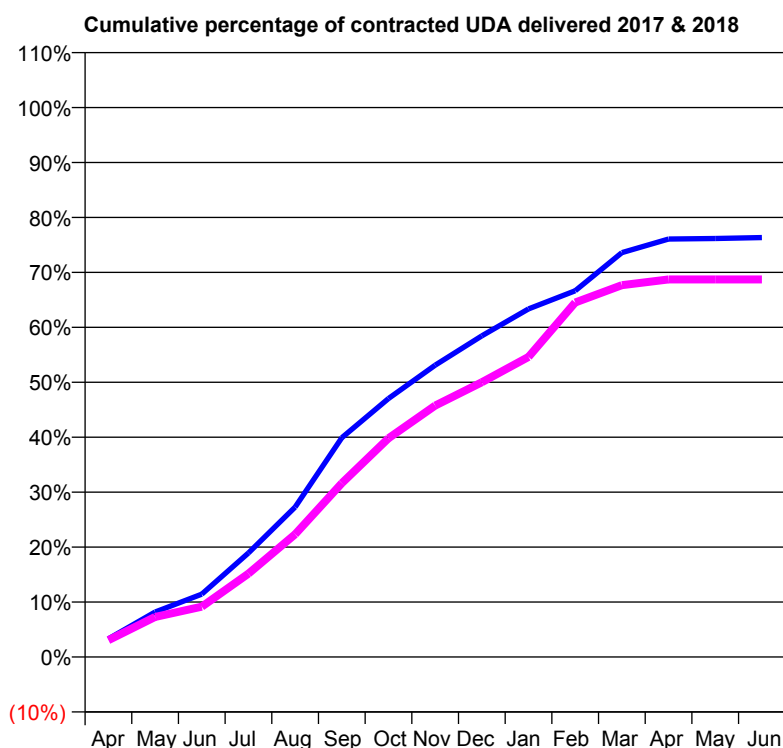
17/18 Contracted general activity (UDA)	1,700
Carry forward general activity (UDA)	0
17/18 Contracted orthodontic activity (UOA)	0
Carry forward orthodontic activity (UOA)	0
Baseline contract value	£36,646.68

ACCESS*

Patients seen in 24 months	Total	Change since previous quarter
Quarter ending March 2017	1,547	
Quarter ending June 2017	1,557	→
Quarter ending September 2017	1,541	↓
Quarter ending December 2017	1,541	→
Quarter ending March 2018	1,547	→
Variance since March 2017	0.0%	→



ACTIVITY



Month	Adjusted Scheduled Activity (UDA)	
	2017	2018
April	66	52
May	164	124
June	229	156
July	379	258
August	546	380
September	798	538
October	941	677
November	1,062	778
December	1,169	850
January	1,267	928
February	1,333	1,097
March	1,472	1,150
April	1,521	1,168
May	1,523	1,168
June	1,526	1,168

QUALITY

	Quantity	Base Number	Contract	AT	Region	England
% of FP17s for the same patient ID Re-attending within 3 months - Children	45	594	7.6%	9.8%	11.5%	11.9%
% of FP17s for the same patient ID Re-attending within 3 months - Adults	176	1,497	11.8%	14.4%	15.9%	16.0%
% of FP17s for the same patient ID Re-attending between 3 & 9 months - Children	310	594	52.2%	61.5%	60.6%	58.3%
% of FP17s for the same patient ID Re-attending between 3 & 9 months - Adults	814	1,497	54.4%	52.1%	51.6%	50.3%
% of FP17s for Band 1 Urgent Courses	45	648	6.9%	8.3%	9.5%	9.1%
% of FP17s Relating to Free Repair or Replacements	2	648	0.3%	0.8%	0.7%	0.8%
% of FP17s Relating to Continuations	4	648	0.6%	1.2%	1.0%	1.0%
% of Patients satisfied with the dentistry they have received	3	3	N/A	91.4%	92.0%	91.5%
% of Patients satisfied with the time they had to wait for an appointment	3	3	N/A	88.6%	88.1%	87.9%

* This is based on patients treated on this contract for their most recent course of treatment. Figures in italics indicate the base number of FP17s or Patient Questionnaire responses are less than 100. N/A is shown where the base number of responses is less than 10 during the period. % is calculated as Quantity/Base number*100

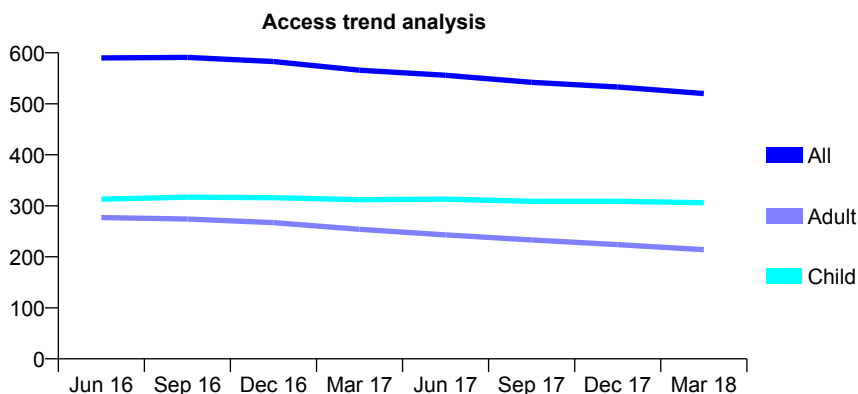
Q65 - Vital Signs At a Glance Contract Report for 643777/0001 - Year end March 2018

Name or company name	MR SD WATKINS
Contract type name	GDS Contract
Purpose of contract	General
Contract start date	01/04/2006
Contract end date	

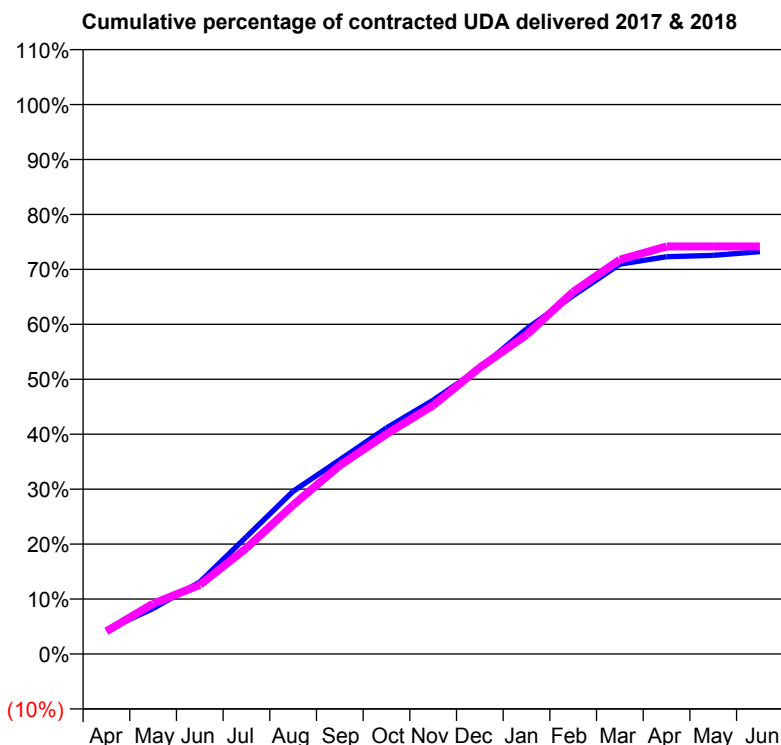
17/18 Contracted general activity (UDA)	1,750
Carry forward general activity (UDA)	0
17/18 Contracted orthodontic activity (UOA)	0
Carry forward orthodontic activity (UOA)	0
Baseline contract value	£38,711.29

ACCESS*

Patients seen in 24 months	Total	Change since previous quarter
Quarter ending March 2017	566	
Quarter ending June 2017	556	↓
Quarter ending September 2017	542	↓
Quarter ending December 2017	533	↓
Quarter ending March 2018	520	↓
Variance since March 2017	(8.1%)	↓



ACTIVITY



Month	Adjusted Scheduled Activity (UDA)	
	2017	2018
April	76	72
May	145	160
June	229	220
July	373	338
August	518	475
September	619	601
October	720	701
November	808	792
December	910	913
January	1,035	1,017
February	1,141	1,154
March	1,241	1,256
April	1,265	1,298
May	1,269	1,298
June	1,281	1,298

QUALITY

	Quantity	Base Number	Contract	AT	Region	England
% of FP17s for the same patient ID Re-attending within 3 months - Children	31	559	5.5%	9.8%	11.5%	11.9%
% of FP17s for the same patient ID Re-attending within 3 months - Adults	47	306	15.4%	14.4%	15.9%	16.0%
% of FP17s for the same patient ID Re-attending between 3 & 9 months - Children	441	559	78.9%	61.5%	60.6%	58.3%
% of FP17s for the same patient ID Re-attending between 3 & 9 months - Adults	210	306	68.6%	52.1%	51.6%	50.3%
% of FP17s for Band 1 Urgent Courses	4	876	0.5%	8.3%	9.5%	9.1%
% of FP17s Relating to Free Repair or Replacements	1	876	0.1%	0.8%	0.7%	0.8%
% of FP17s Relating to Continuations	5	876	0.6%	1.2%	1.0%	1.0%
% of Patients satisfied with the dentistry they have received	2	2	N/A	91.4%	92.0%	91.5%
% of Patients satisfied with the time they had to wait for an appointment	2	2	N/A	88.6%	88.1%	87.9%

* This is based on patients treated on this contract for their most recent course of treatment. Figures in italics indicate the base number of FP17s or Patient Questionnaire responses are less than 100. N/A is shown where the base number of responses is less than 10 during the period. % is calculated as Quantity/Base number*100

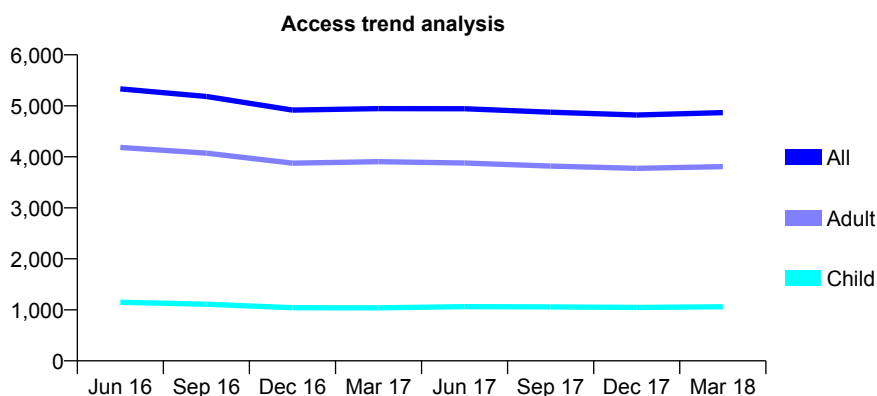
Q65 - Vital Signs At a Glance Contract Report for 644927/0001 - Year end March 2018

Name or company name	MR MR BRICKLEY
Contract type name	GDS Contract
Purpose of contract	General
Contract start date	01/04/2006
Contract end date	

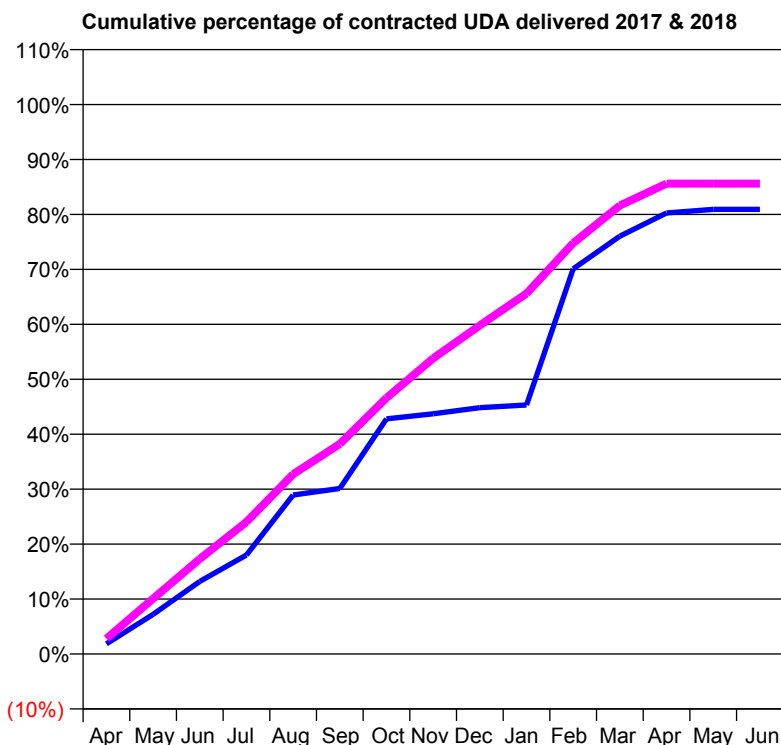
17/18 Contracted general activity (UDA)	15,500
Carry forward general activity (UDA)	0
17/18 Contracted orthodontic activity (UOA)	0
Carry forward orthodontic activity (UOA)	0
Baseline contract value	£400,219.76

ACCESS*

Patients seen in 24 months	Total	Change since previous quarter
Quarter ending March 2017	4,945	
Quarter ending June 2017	4,942	→
Quarter ending September 2017	4,875	↓
Quarter ending December 2017	4,820	↓
Quarter ending March 2018	4,867	→
Variance since March 2017	(1.6%)	↓



ACTIVITY



Month	Adjusted Scheduled Activity (UDA)	
	2017	2018
April	287	433
May	1,120	1,562
June	2,046	2,685
July	2,793	3,724
August	4,484	5,074
September	4,669	5,925
October	6,632	7,223
November	6,776	8,340
December	6,948	9,268
January	7,023	10,170
February	10,865	11,590
March	11,787	12,651
April	12,443	13,269
May	12,542	13,269
June	12,543	13,269

QUALITY

	Quantity	Base Number	Contract	AT	Region	England
% of FP17s for the same patient ID Re-attending within 3 months - Children	83	1,417	5.9%	9.8%	11.5%	11.9%
% of FP17s for the same patient ID Re-attending within 3 months - Adults	815	5,235	15.6%	14.4%	15.9%	16.0%
% of FP17s for the same patient ID Re-attending between 3 & 9 months - Children	749	1,417	52.9%	61.5%	60.6%	58.3%
% of FP17s for the same patient ID Re-attending between 3 & 9 months - Adults	2,410	5,235	46.0%	52.1%	51.6%	50.3%
% of FP17s for Band 1 Urgent Courses	675	6,587	10.2%	8.3%	9.5%	9.1%
% of FP17s Relating to Free Repair or Replacements	71	6,587	1.1%	0.8%	0.7%	0.8%
% of FP17s Relating to Continuations	92	6,587	1.4%	1.2%	1.0%	1.0%
% of Patients satisfied with the dentistry they have received	8	8	N/A	91.4%	92.0%	91.5%
% of Patients satisfied with the time they had to wait for an appointment	8	8	N/A	88.6%	88.1%	87.9%

* This is based on patients treated on this contract for their most recent course of treatment. Figures in italics indicate the base number of FP17s or Patient Questionnaire responses are less than 100. N/A is shown where the base number of responses is less than 10 during the period. % is calculated as Quantity/Base number*100

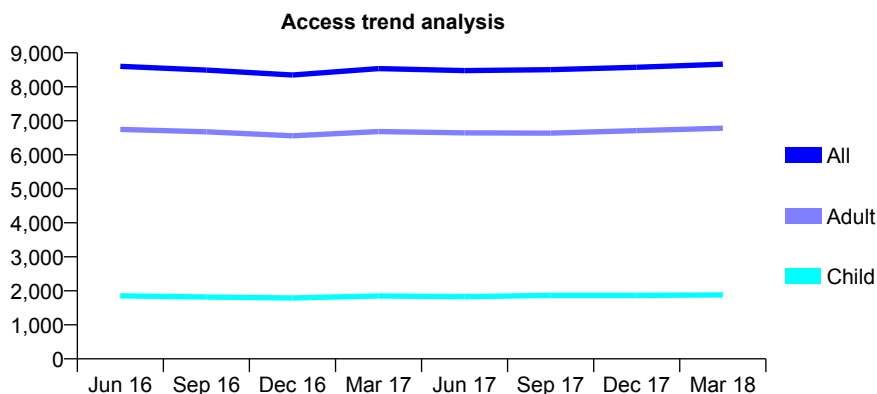
Q65 - Vital Signs At a Glance Contract Report for 644927/0002 - Year end March 2018

Name or company name	MR MR BRICKLEY
Contract type name	GDS Contract
Purpose of contract	General
Contract start date	01/04/2006
Contract end date	

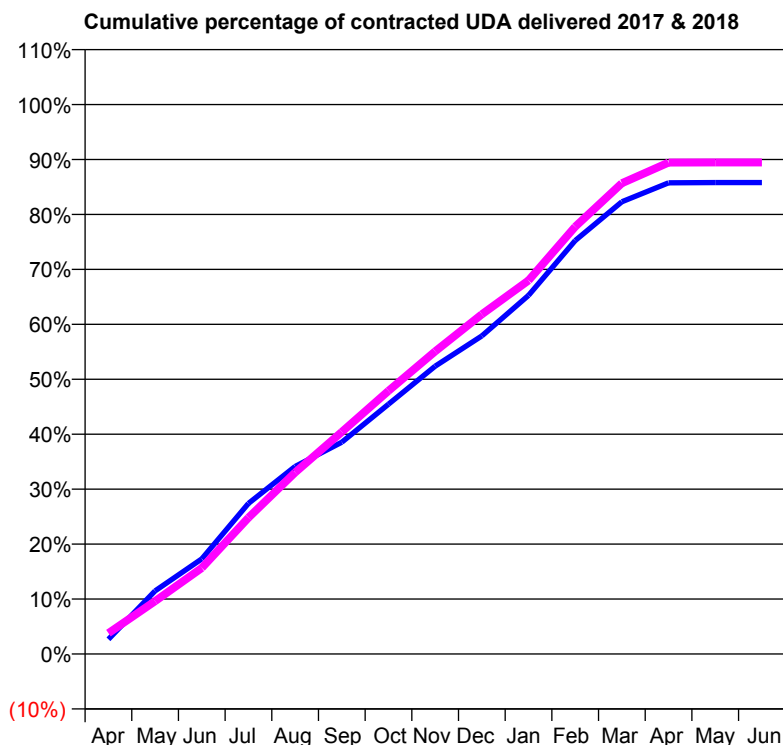
17/18 Contracted general activity (UDA)	23,942
Carry forward general activity (UDA)	0
17/18 Contracted orthodontic activity (UOA)	0
Carry forward orthodontic activity (UOA)	0
Baseline contract value	£619,063.30

ACCESS*

Patients seen in 24 months	Total	Change since previous quarter
Quarter ending March 2017	8,534	
Quarter ending June 2017	8,476	→
Quarter ending September 2017	8,505	→
Quarter ending December 2017	8,575	→
Quarter ending March 2018	8,664	→
Variance since March 2017	1.5%	→



ACTIVITY



Month	Adjusted Scheduled Activity (UDA)	
	2017	2018
April	642	907
May	2,748	2,305
June	4,147	3,749
July	6,560	5,942
August	8,173	7,913
September	9,228	9,677
October	10,888	11,467
November	12,539	13,187
December	13,860	14,803
January	15,627	16,279
February	18,015	18,616
March	19,707	20,511
April	20,528	21,413
May	20,541	21,418
June	20,542	21,418

QUALITY

	Quantity	Base Number	Contract	AT	Region	England
% of FP17s for the same patient ID Re-attending within 3 months - Children	142	2,711	5.2%	9.8%	11.5%	11.9%
% of FP17s for the same patient ID Re-attending within 3 months - Adults	1,706	9,490	18.0%	14.4%	15.9%	16.0%
% of FP17s for the same patient ID Re-attending between 3 & 9 months - Children	1,560	2,711	57.5%	61.5%	60.6%	58.3%
% of FP17s for the same patient ID Re-attending between 3 & 9 months - Adults	4,082	9,490	43.0%	52.1%	51.6%	50.3%
% of FP17s for Band 1 Urgent Courses	1,647	12,332	13.4%	8.3%	9.5%	9.1%
% of FP17s Relating to Free Repair or Replacements	64	12,332	0.5%	0.8%	0.7%	0.8%
% of FP17s Relating to Continuations	154	12,332	1.2%	1.2%	1.0%	1.0%
% of Patients satisfied with the dentistry they have received	25	25	100.0%	91.4%	92.0%	91.5%
% of Patients satisfied with the time they had to wait for an appointment	24	25	96.0%	88.6%	88.1%	87.9%

* This is based on patients treated on this contract for their most recent course of treatment. Figures in italics indicate the base number of FP17s or Patient Questionnaire responses are less than 100. N/A is shown where the base number of responses is less than 10 during the period. % is calculated as Quantity/Base number*100

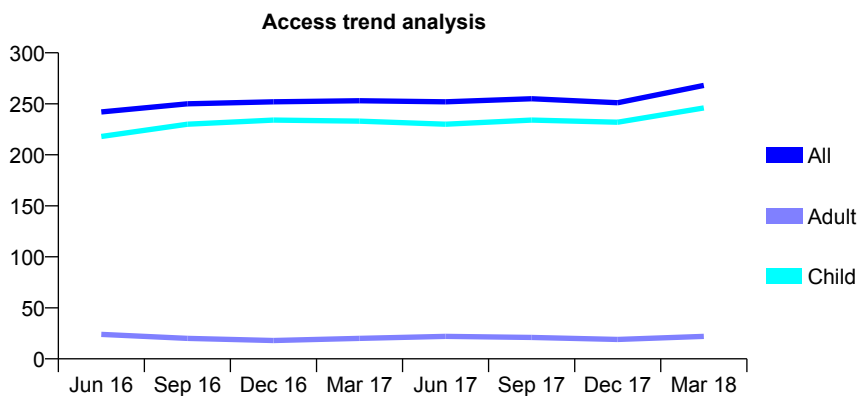
Q65 - Vital Signs At a Glance Contract Report for 677752/0001 - Year end March 2018

Name or company name	MR AJ SHEPHERD
Contract type name	GDS Contract
Purpose of contract	General
Contract start date	01/04/2008
Contract end date	

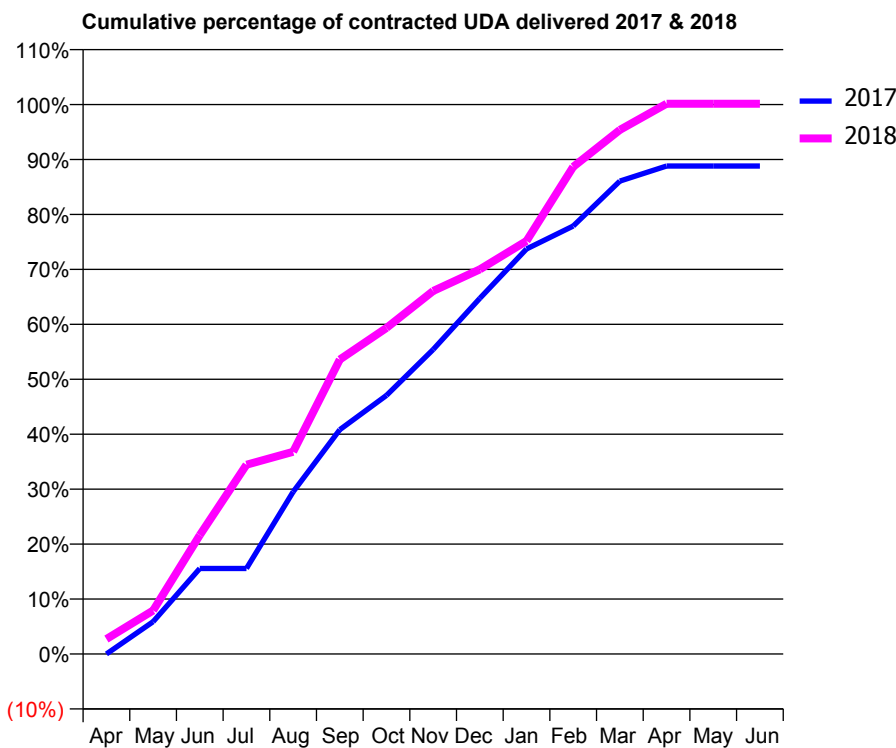
17/18 Contracted general activity (UDA)	550
Carry forward general activity (UDA)	0
17/18 Contracted orthodontic activity (UOA)	0
Carry forward orthodontic activity (UOA)	0
Baseline contract value	£11,841.87

ACCESS*

Patients seen in 24 months	Total	Change since previous quarter
Quarter ending March 2017	253	
Quarter ending June 2017	252	→
Quarter ending September 2017	255	→
Quarter ending December 2017	251	↓
Quarter ending March 2018	268	↑
Variance since March 2017	5.9%	↑



ACTIVITY



Month	Adjusted Scheduled Activity (UDA)	
	2017	2018
April	0	15
May	32	44
June	86	119
July	86	189
August	162	202
September	225	295
October	259	326
November	305	363
December	356	385
January	405	413
February	428	488
March	473	525
April	488	551
May	488	551
June	488	551

QUALITY

	Quantity	Base Number	Contract	AT	Region	England
% of FP17s for the same patient ID Re-attending within 3 months - Children	28	374	7.5%	9.8%	11.5%	11.9%
% of FP17s for the same patient ID Re-attending within 3 months - Adults	0	0	N/A	14.4%	15.9%	16.0%
% of FP17s for the same patient ID Re-attending between 3 & 9 months - Children	218	374	58.3%	61.5%	60.6%	58.3%
% of FP17s for the same patient ID Re-attending between 3 & 9 months - Adults	0	0	N/A	52.1%	51.6%	50.3%
% of FP17s for Band 1 Urgent Courses	24	383	6.3%	8.3%	9.5%	9.1%
% of FP17s Relating to Free Repair or Replacements	0	383	0.0%	0.8%	0.7%	0.8%
% of FP17s Relating to Continuations	2	383	0.5%	1.2%	1.0%	1.0%
% of Patients satisfied with the dentistry they have received	0	0	N/A	91.4%	92.0%	91.5%
% of Patients satisfied with the time they had to wait for an appointment	0	0	N/A	88.6%	88.1%	87.9%

* This is based on patients treated on this contract for their most recent course of treatment. Figures in italics indicate the base number of FP17s or Patient Questionnaire responses are less than 100. N/A is shown where the base number of responses is less than 10 during the period. % is calculated as Quantity/Base number*100

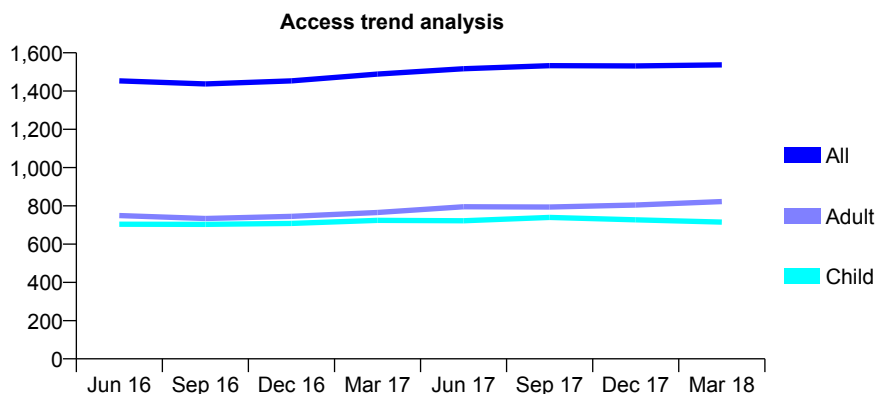
Q65 - Vital Signs At a Glance Contract Report for 678775/0002 - Year end March 2018

Name or company name	MR MS JAMIE
Contract type name	GDS Contract
Purpose of contract	General
Contract start date	01/04/2006
Contract end date	

17/18 Contracted general activity (UDA)	5,438
Carry forward general activity (UDA)	0
17/18 Contracted orthodontic activity (UOA)	0
Carry forward orthodontic activity (UOA)	0
Baseline contract value	£108,477.11

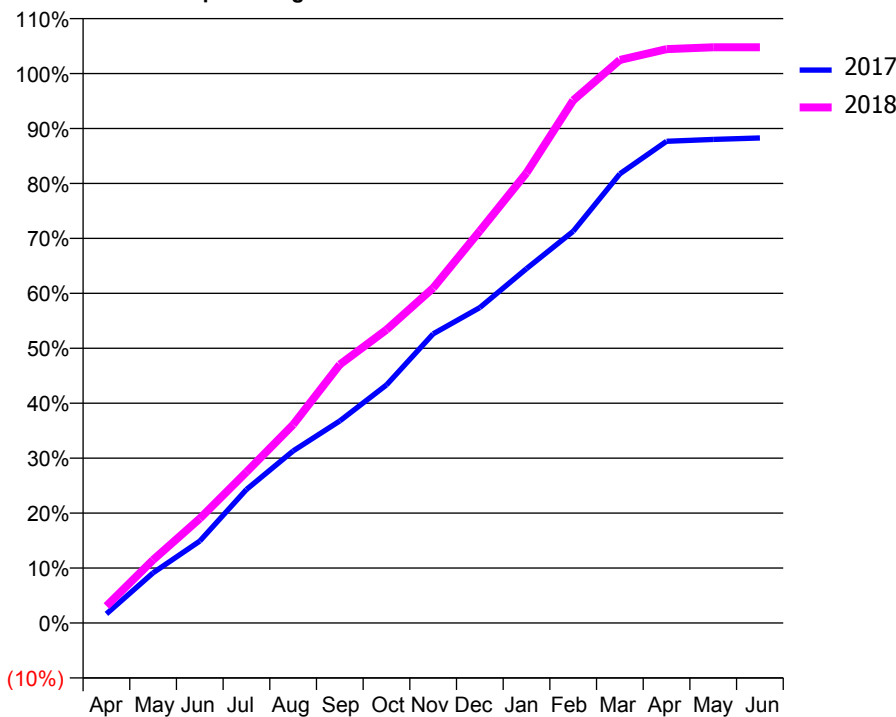
ACCESS*

Patients seen in 24 months	Total	Change since previous quarter
Quarter ending March 2017	1,489	
Quarter ending June 2017	1,517	→
Quarter ending September 2017	1,533	→
Quarter ending December 2017	1,531	→
Quarter ending March 2018	1,537	→
Variance since March 2017	3.2%	↑



ACTIVITY

Cumulative percentage of contracted UDA delivered 2017 & 2018



Month	Adjusted Scheduled Activity (UDA)	
	2017	2018
April	90	168
May	496	625
June	810	1,034
July	1,321	1,494
August	1,703	1,962
September	2,000	2,559
October	2,356	2,902
November	2,862	3,316
December	3,121	3,881
January	3,507	4,454
February	3,877	5,172
March	4,445	5,573
April	4,767	5,679
May	4,786	5,698
June	4,801	5,698

QUALITY

	Quantity	Base Number	Contract	AT	Region	England
% of FP17s for the same patient ID Re-attending within 3 months - Children	63	981	6.4%	9.8%	11.5%	11.9%
% of FP17s for the same patient ID Re-attending within 3 months - Adults	161	1,055	15.3%	14.4%	15.9%	16.0%
% of FP17s for the same patient ID Re-attending between 3 & 9 months - Children	543	981	55.4%	61.5%	60.6%	58.3%
% of FP17s for the same patient ID Re-attending between 3 & 9 months - Adults	457	1,055	43.3%	52.1%	51.6%	50.3%
% of FP17s for Band 1 Urgent Courses	127	1,927	6.6%	8.3%	9.5%	9.1%
% of FP17s Relating to Free Repair or Replacements	5	1,927	0.3%	0.8%	0.7%	0.8%
% of FP17s Relating to Continuations	41	1,927	2.1%	1.2%	1.0%	1.0%
% of Patients satisfied with the dentistry they have received	3	3	N/A	91.4%	92.0%	91.5%
% of Patients satisfied with the time they had to wait for an appointment	2	3	N/A	88.6%	88.1%	87.9%

* This is based on patients treated on this contract for their most recent course of treatment. Figures in italics indicate the base number of FP17s or Patient Questionnaire responses are less than 100. N/A is shown where the base number of responses is less than 10 during the period. % is calculated as Quantity/Base number*100

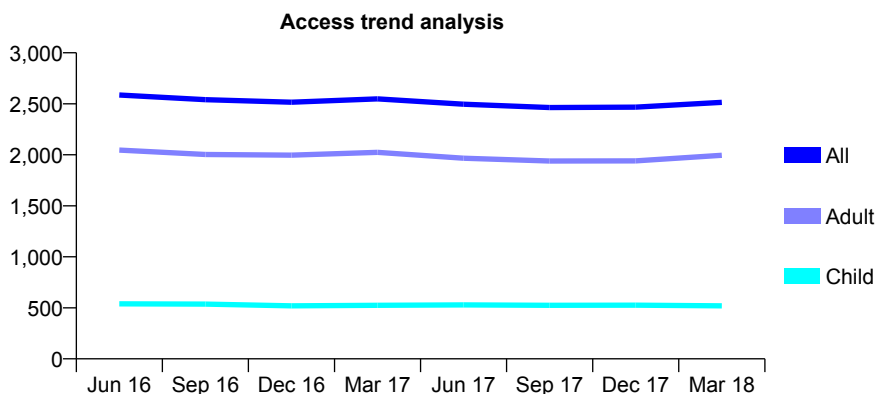
Q65 - Vital Signs At a Glance Contract Report for 679704/0001 - Year end March 2018

Name or company name	MR N ZARGARIAN
Contract type name	GDS Contract
Purpose of contract	General
Contract start date	01/04/2006
Contract end date	

17/18 Contracted general activity (UDA)	8,819
Carry forward general activity (UDA)	0
17/18 Contracted orthodontic activity (UOA)	0
Carry forward orthodontic activity (UOA)	0
Baseline contract value	£205,718.49

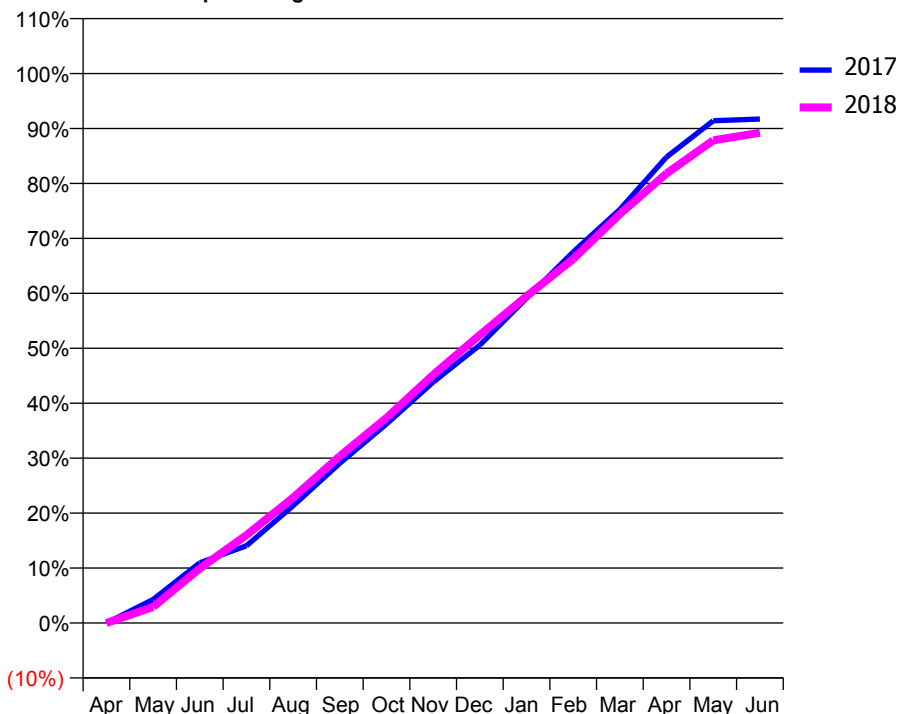
ACCESS*

Patients seen in 24 months	Total	Change since previous quarter
Quarter ending March 2017	2,549	
Quarter ending June 2017	2,496	↓
Quarter ending September 2017	2,464	↓
Quarter ending December 2017	2,467	→
Quarter ending March 2018	2,515	→
Variance since March 2017	(1.3%)	↓



ACTIVITY

Cumulative percentage of contracted UDA delivered 2017 & 2018



Month	Adjusted Scheduled Activity (UDA)	
	2017	2018
April	0	0
May	378	258
June	965	876
July	1,241	1,412
August	1,882	2,013
September	2,564	2,678
October	3,195	3,293
November	3,866	3,983
December	4,461	4,623
January	5,213	5,244
February	5,955	5,841
March	6,638	6,564
April	7,478	7,216
May	8,060	7,746
June	8,089	7,869

QUALITY

	Quantity	Base Number	Contract	AT	Region	England
% of FP17s for the same patient ID Re-attending within 3 months - Children	58	802	7.2%	9.8%	11.5%	11.9%
% of FP17s for the same patient ID Re-attending within 3 months - Adults	443	2,978	14.9%	14.4%	15.9%	16.0%
% of FP17s for the same patient ID Re-attending between 3 & 9 months - Children	499	802	62.2%	61.5%	60.6%	58.3%
% of FP17s for the same patient ID Re-attending between 3 & 9 months - Adults	1,803	2,978	60.5%	52.1%	51.6%	50.3%
% of FP17s for Band 1 Urgent Courses	280	3,727	7.5%	8.3%	9.5%	9.1%
% of FP17s Relating to Free Repair or Replacements	7	3,727	0.2%	0.8%	0.7%	0.8%
% of FP17s Relating to Continuations	75	3,727	2.0%	1.2%	1.0%	1.0%
% of Patients satisfied with the dentistry they have received	6	6	N/A	91.4%	92.0%	91.5%
% of Patients satisfied with the time they had to wait for an appointment	6	6	N/A	88.6%	88.1%	87.9%

* This is based on patients treated on this contract for their most recent course of treatment. Figures in italics indicate the base number of FP17s or Patient Questionnaire responses are less than 100. N/A is shown where the base number of responses is less than 10 during the period. % is calculated as Quantity/Base number*100

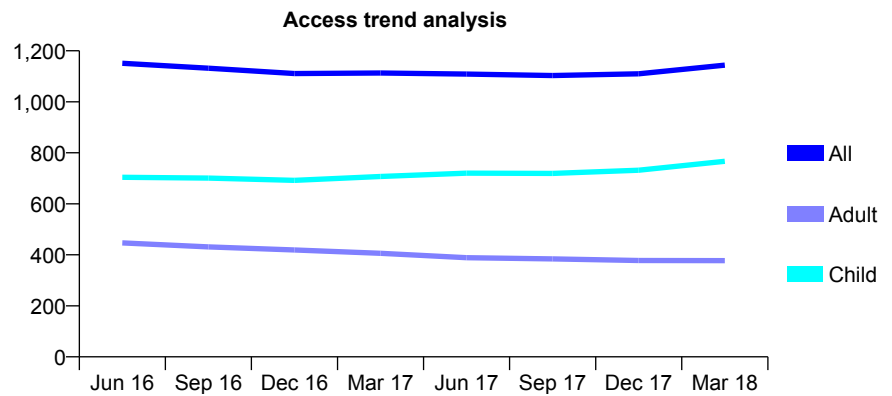
Q65 - Vital Signs At a Glance Contract Report for 682179/0001 - Year end March 2018

Name or company name	MR T RAZAVI
Contract type name	GDS Contract
Purpose of contract	General
Contract start date	09/05/2014
Contract end date	

17/18 Contracted general activity (UDA)	3,300
Carry forward general activity (UDA)	0
17/18 Contracted orthodontic activity (UOA)	0
Carry forward orthodontic activity (UOA)	0
Baseline contract value	£72,225.64

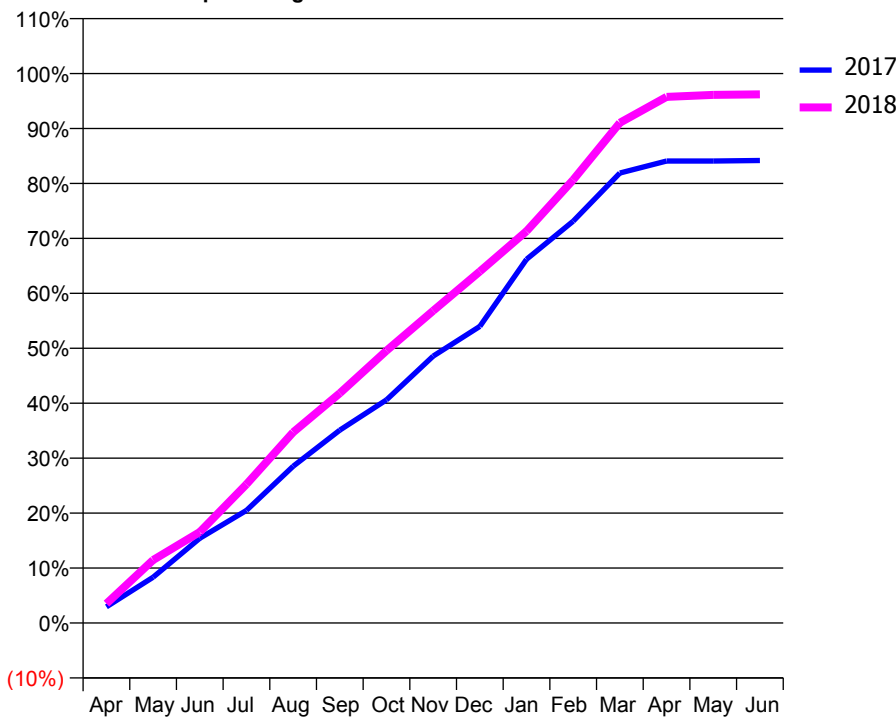
ACCESS*

Patients seen in 24 months	Total	Change since previous quarter
Quarter ending March 2017	1,113	
Quarter ending June 2017	1,109	→
Quarter ending September 2017	1,103	→
Quarter ending December 2017	1,110	→
Quarter ending March 2018	1,144	↑
Variance since March 2017	2.8%	↑



ACTIVITY

Cumulative percentage of contracted UDA delivered 2017 & 2018



Month	Adjusted Scheduled Activity (UDA)	
	2017	2018
April	97	116
May	275	378
June	509	547
July	676	833
August	941	1,146
September	1,158	1,380
October	1,340	1,635
November	1,603	1,875
December	1,781	2,111
January	2,185	2,353
February	2,413	2,661
March	2,702	3,004
April	2,775	3,160
May	2,775	3,172
June	2,778	3,175

QUALITY

	Quantity	Base Number	Contract	AT	Region	England
% of FP17s for the same patient ID Re-attending within 3 months - Children	98	1,333	7.4%	9.8%	11.5%	11.9%
% of FP17s for the same patient ID Re-attending within 3 months - Adults	57	445	12.8%	14.4%	15.9%	16.0%
% of FP17s for the same patient ID Re-attending between 3 & 9 months - Children	939	1,333	70.4%	61.5%	60.6%	58.3%
% of FP17s for the same patient ID Re-attending between 3 & 9 months - Adults	282	445	63.4%	52.1%	51.6%	50.3%
% of FP17s for Band 1 Urgent Courses	94	1,817	5.2%	8.3%	9.5%	9.1%
% of FP17s Relating to Free Repair or Replacements	2	1,817	0.1%	0.8%	0.7%	0.8%
% of FP17s Relating to Continuations	0	1,817	0.0%	1.2%	1.0%	1.0%
% of Patients satisfied with the dentistry they have received	2	2	N/A	91.4%	92.0%	91.5%
% of Patients satisfied with the time they had to wait for an appointment	2	2	N/A	88.6%	88.1%	87.9%

* This is based on patients treated on this contract for their most recent course of treatment. Figures in italics indicate the base number of FP17s or Patient Questionnaire responses are less than 100. N/A is shown where the base number of responses is less than 10 during the period. % is calculated as Quantity/Base number*100

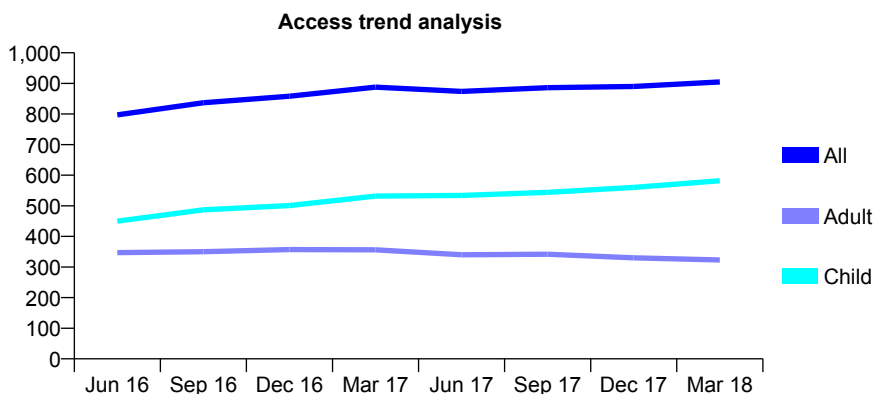
Q65 - Vital Signs At a Glance Contract Report for 715883/0001 - Year end March 2018

Name or company name	MR CP OWEN-ROBERTS
Contract type name	GDS Contract
Purpose of contract	General
Contract start date	01/08/2013
Contract end date	

17/18 Contracted general activity (UDA)	2,709
Carry forward general activity (UDA)	-54
17/18 Contracted orthodontic activity (UOA)	0
Carry forward orthodontic activity (UOA)	0
Baseline contract value	£82,362.78

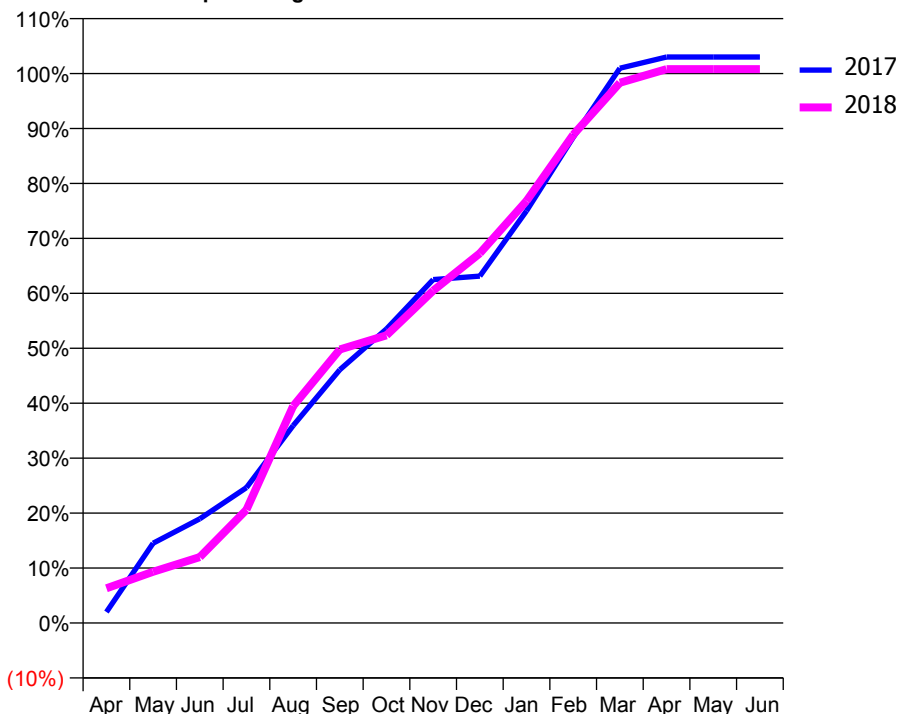
ACCESS*

Patients seen in 24 months	Total	Change since previous quarter
Quarter ending March 2017	888	
Quarter ending June 2017	874	↓
Quarter ending September 2017	886	→
Quarter ending December 2017	890	→
Quarter ending March 2018	905	→
Variance since March 2017	1.9%	→



ACTIVITY

Cumulative percentage of contracted UDA delivered 2017 & 2018



Month	Adjusted Scheduled Activity (UDA)	
	2017	2018
April	54	171
May	394	253
June	514	325
July	668	558
August	973	1,069
September	1,249	1,348
October	1,450	1,418
November	1,693	1,638
December	1,710	1,823
January	2,032	2,081
February	2,394	2,407
March	2,735	2,664
April	2,790	2,730
May	2,790	2,730
June	2,790	2,730

QUALITY

	Quantity	Base Number	Contract	AT	Region	England
% of FP17s for the same patient ID Re-attending within 3 months - Children	53	908	5.8%	9.8%	11.5%	11.9%
% of FP17s for the same patient ID Re-attending within 3 months - Adults	85	464	18.3%	14.4%	15.9%	16.0%
% of FP17s for the same patient ID Re-attending between 3 & 9 months - Children	594	908	65.4%	61.5%	60.6%	58.3%
% of FP17s for the same patient ID Re-attending between 3 & 9 months - Adults	252	464	54.3%	52.1%	51.6%	50.3%
% of FP17s for Band 1 Urgent Courses	70	1,370	5.1%	8.3%	9.5%	9.1%
% of FP17s Relating to Free Repair or Replacements	1	1,370	0.1%	0.8%	0.7%	0.8%
% of FP17s Relating to Continuations	0	1,370	0.0%	1.2%	1.0%	1.0%
% of Patients satisfied with the dentistry they have received	1	1	N/A	91.4%	92.0%	91.5%
% of Patients satisfied with the time they had to wait for an appointment	1	1	N/A	88.6%	88.1%	87.9%

* This is based on patients treated on this contract for their most recent course of treatment. Figures in italics indicate the base number of FP17s or Patient Questionnaire responses are less than 100. N/A is shown where the base number of responses is less than 10 during the period. % is calculated as Quantity/Base number*100

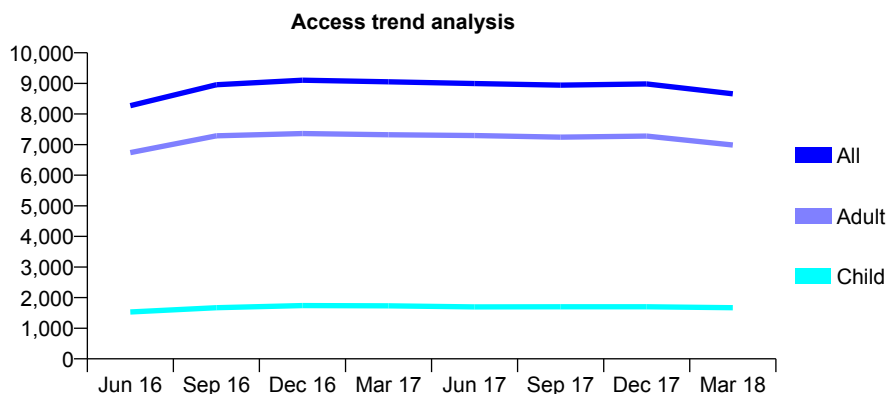
Q65 - Vital Signs At a Glance Contract Report for 760285/0001 - Year end March 2018

Name or company name	MR PS WILTSHIRE
Contract type name	GDS Contract
Purpose of contract	General
Contract start date	01/04/2006
Contract end date	

17/18 Contracted general activity (UDA)	24,932
Carry forward general activity (UDA)	-499
17/18 Contracted orthodontic activity (UOA)	0
Carry forward orthodontic activity (UOA)	0
Baseline contract value	£520,407.29

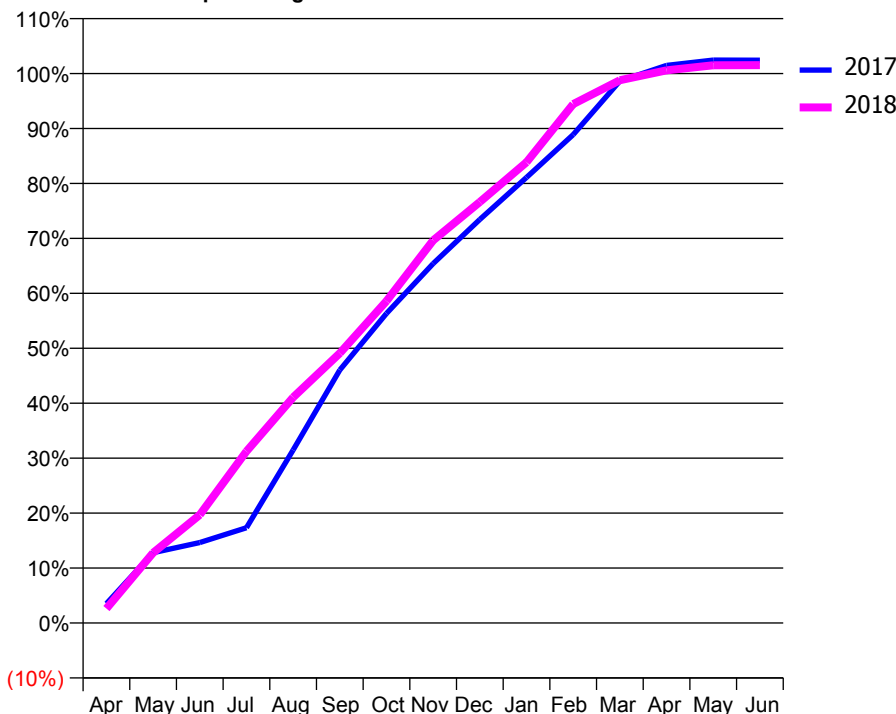
ACCESS*

Patients seen in 24 months	Total	Change since previous quarter
Quarter ending March 2017	9,054	
Quarter ending June 2017	8,995	→
Quarter ending September 2017	8,944	→
Quarter ending December 2017	8,982	→
Quarter ending March 2018	8,661	↓
Variance since March 2017	(4.3%)	↓



ACTIVITY

Cumulative percentage of contracted UDA delivered 2017 & 2018



Month	Adjusted Scheduled Activity (UDA)	
	2017	2018
April	881	656
May	3,190	3,188
June	3,652	4,912
July	4,321	7,789
August	7,852	10,241
September	11,479	12,241
October	14,044	14,610
November	16,306	17,364
December	18,310	19,106
January	20,216	20,905
February	22,162	23,545
March	24,593	24,630
April	25,298	25,076
May	25,538	25,303
June	25,538	25,310

QUALITY

	Quantity	Base Number	Contract	AT	Region	England
% of FP17s for the same patient ID Re-attending within 3 months - Children	119	2,280	5.2%	9.8%	11.5%	11.9%
% of FP17s for the same patient ID Re-attending within 3 months - Adults	1,276	9,983	12.8%	14.4%	15.9%	16.0%
% of FP17s for the same patient ID Re-attending between 3 & 9 months - Children	1,430	2,280	62.7%	61.5%	60.6%	58.3%
% of FP17s for the same patient ID Re-attending between 3 & 9 months - Adults	5,490	9,983	55.0%	52.1%	51.6%	50.3%
% of FP17s for Band 1 Urgent Courses	739	12,074	6.1%	8.3%	9.5%	9.1%
% of FP17s Relating to Free Repair or Replacements	138	12,074	1.1%	0.8%	0.7%	0.8%
% of FP17s Relating to Continuations	90	12,074	0.7%	1.2%	1.0%	1.0%
% of Patients satisfied with the dentistry they have received	26	32	81.3%	91.4%	92.0%	91.5%
% of Patients satisfied with the time they had to wait for an appointment	29	32	90.6%	88.6%	88.1%	87.9%

* This is based on patients treated on this contract for their most recent course of treatment. Figures in italics indicate the base number of FP17s or Patient Questionnaire responses are less than 100. N/A is shown where the base number of responses is less than 10 during the period. % is calculated as Quantity/Base number*100

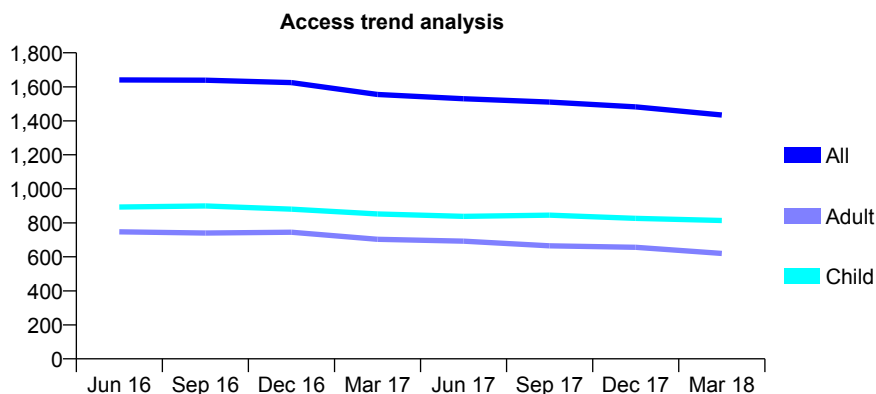
Q65 - Vital Signs At a Glance Contract Report for 762903/0001 - Year end March 2018

Name or company name	MR CR BRANN
Contract type name	GDS Contract
Purpose of contract	General
Contract start date	01/02/2007
Contract end date	

17/18 Contracted general activity (UDA)	5,865
Carry forward general activity (UDA)	0
17/18 Contracted orthodontic activity (UOA)	0
Carry forward orthodontic activity (UOA)	0
Baseline contract value	£131,848.43

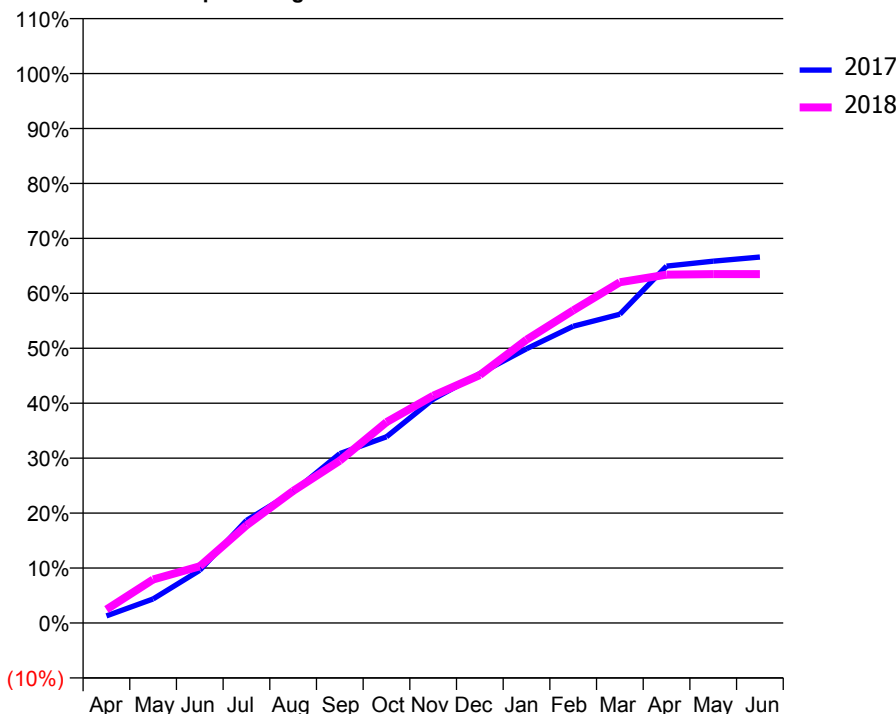
ACCESS*

Patients seen in 24 months	Total	Change since previous quarter
Quarter ending March 2017	1,555	
Quarter ending June 2017	1,530	↓
Quarter ending September 2017	1,510	↓
Quarter ending December 2017	1,482	↓
Quarter ending March 2018	1,434	↓
Variance since March 2017	(7.8%)	↓



ACTIVITY

Cumulative percentage of contracted UDA delivered 2017 & 2018



Month	Adjusted Scheduled Activity (UDA)	
	2017	2018
April	76	144
May	257	464
June	563	605
July	1,095	1,043
August	1,399	1,410
September	1,808	1,733
October	1,988	2,144
November	2,388	2,426
December	2,662	2,647
January	2,927	3,023
February	3,167	3,337
March	3,295	3,638
April	3,810	3,718
May	3,862	3,725
June	3,906	3,725

QUALITY

	Quantity	Base Number	Contract	AT	Region	England
% of FP17s for the same patient ID Re-attending within 3 months - Children	139	1,669	8.3%	9.8%	11.5%	11.9%
% of FP17s for the same patient ID Re-attending within 3 months - Adults	118	782	15.1%	14.4%	15.9%	16.0%
% of FP17s for the same patient ID Re-attending between 3 & 9 months - Children	1,224	1,669	73.3%	61.5%	60.6%	58.3%
% of FP17s for the same patient ID Re-attending between 3 & 9 months - Adults	464	782	59.3%	52.1%	51.6%	50.3%
% of FP17s for Band 1 Urgent Courses	107	2,180	4.9%	8.3%	9.5%	9.1%
% of FP17s Relating to Free Repair or Replacements	5	2,180	0.2%	0.8%	0.7%	0.8%
% of FP17s Relating to Continuations	27	2,180	1.2%	1.2%	1.0%	1.0%
% of Patients satisfied with the dentistry they have received	4	4	N/A	91.4%	92.0%	91.5%
% of Patients satisfied with the time they had to wait for an appointment	4	4	N/A	88.6%	88.1%	87.9%

* This is based on patients treated on this contract for their most recent course of treatment. Figures in italics indicate the base number of FP17s or Patient Questionnaire responses are less than 100. N/A is shown where the base number of responses is less than 10 during the period. % is calculated as Quantity/Base number*100

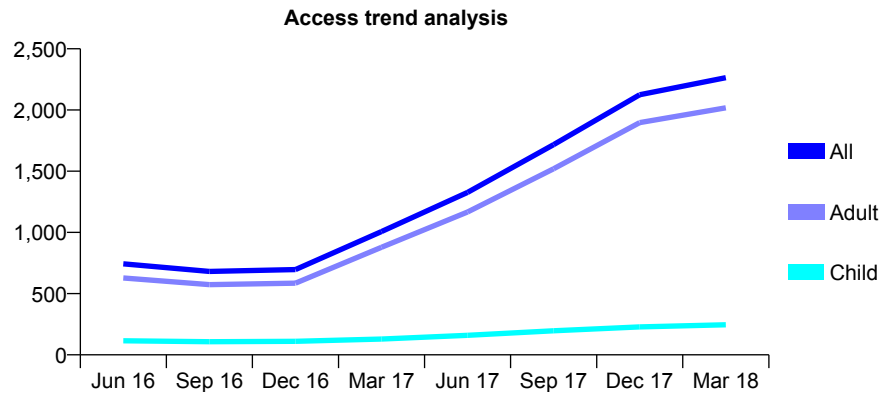
Q65 - Vital Signs At a Glance Contract Report for 765864/0001 - Year end March 2018

Name or company name	Mr T Razavi
Contract type name	GDS Contract
Purpose of contract	General
Contract start date	01/04/2006
Contract end date	

17/18 Contracted general activity (UDA)	5,998
Carry forward general activity (UDA)	-70
17/18 Contracted orthodontic activity (UOA)	0
Carry forward orthodontic activity (UOA)	0
Baseline contract value	£168,578.67

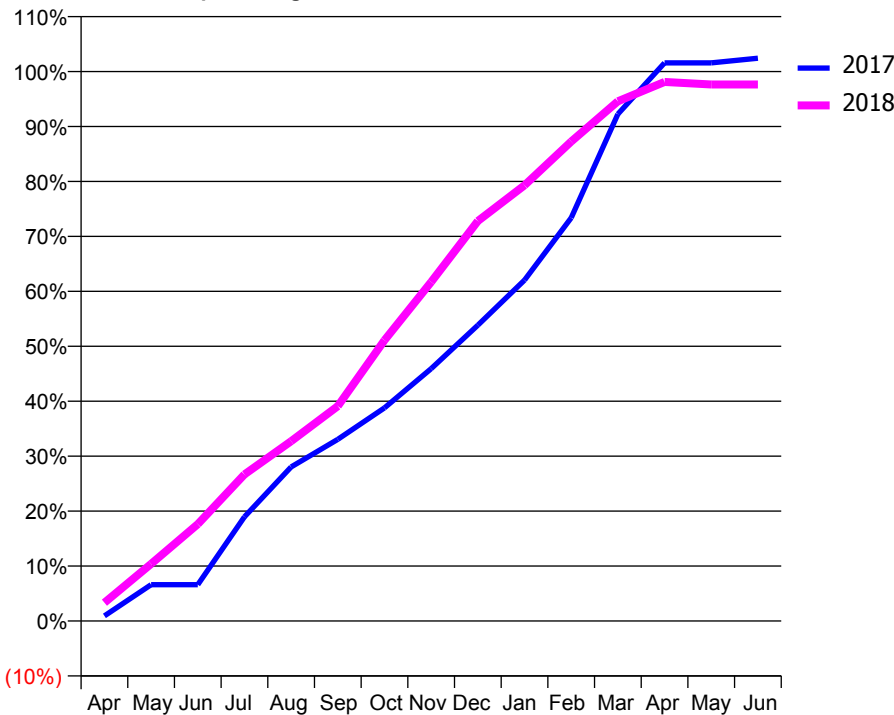
ACCESS*

Patients seen in 24 months	Total	Change since previous quarter
Quarter ending March 2017	1,007	
Quarter ending June 2017	1,327	↑
Quarter ending September 2017	1,717	↑
Quarter ending December 2017	2,125	↑
Quarter ending March 2018	2,264	↑
Variance since March 2017	124.8%	↑



ACTIVITY

Cumulative percentage of contracted UDA delivered 2017 & 2018



Month	Adjusted Scheduled Activity (UDA)	
	2017	2018
April	33	200
May	232	624
June	232	1,057
July	664	1,601
August	981	1,963
September	1,157	2,346
October	1,358	3,065
November	1,607	3,700
December	1,884	4,366
January	2,171	4,756
February	2,568	5,234
March	3,229	5,673
April	3,555	5,883
May	3,555	5,856
June	3,584	5,856

QUALITY

	Quantity	Base Number	Contract	AT	Region	England
% of FP17s for the same patient ID Re-attending within 3 months - Children	27	348	7.8%	9.8%	11.5%	11.9%
% of FP17s for the same patient ID Re-attending within 3 months - Adults	400	2,724	14.7%	14.4%	15.9%	16.0%
% of FP17s for the same patient ID Re-attending between 3 & 9 months - Children	156	348	44.8%	61.5%	60.6%	58.3%
% of FP17s for the same patient ID Re-attending between 3 & 9 months - Adults	835	2,724	30.7%	52.1%	51.6%	50.3%
% of FP17s for Band 1 Urgent Courses	495	3,037	16.3%	8.3%	9.5%	9.1%
% of FP17s Relating to Free Repair or Replacements	28	3,037	0.9%	0.8%	0.7%	0.8%
% of FP17s Relating to Continuations	18	3,037	0.6%	1.2%	1.0%	1.0%
% of Patients satisfied with the dentistry they have received	2	2	N/A	91.4%	92.0%	91.5%
% of Patients satisfied with the time they had to wait for an appointment	2	2	N/A	88.6%	88.1%	87.9%

* This is based on patients treated on this contract for their most recent course of treatment. Figures in italics indicate the base number of FP17s or Patient Questionnaire responses are less than 100. N/A is shown where the base number of responses is less than 10 during the period. % is calculated as Quantity/Base number*100

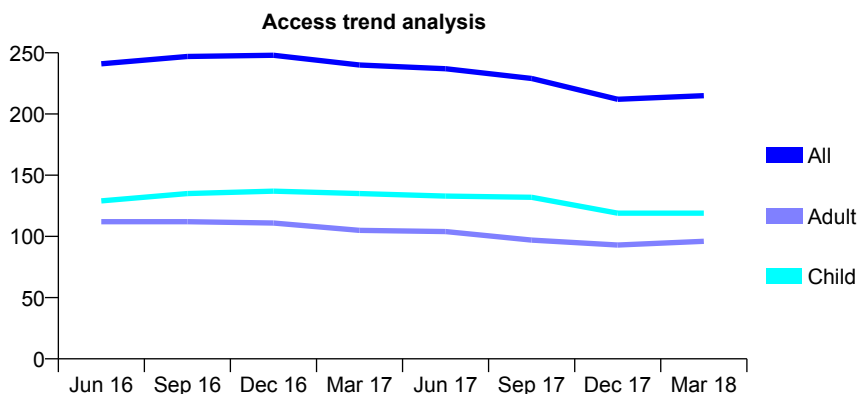
Q65 - Vital Signs At a Glance Contract Report for 770574/0001 - Year end March 2018

Name or company name	MR MJ OVERTON-FOX
Contract type name	GDS Contract
Purpose of contract	General
Contract start date	01/04/2006
Contract end date	

17/18 Contracted general activity (UDA)	770
Carry forward general activity (UDA)	0
17/18 Contracted orthodontic activity (UOA)	0
Carry forward orthodontic activity (UOA)	0
Baseline contract value	£17,648.45

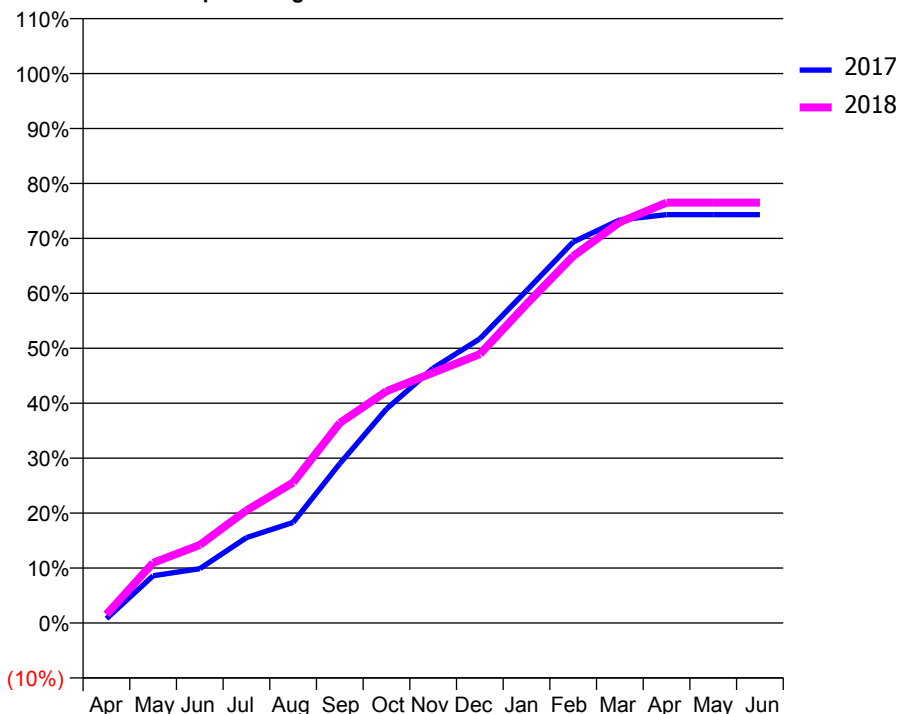
ACCESS*

Patients seen in 24 months	Total	Change since previous quarter
Quarter ending March 2017	240	
Quarter ending June 2017	237	↓
Quarter ending September 2017	229	↓
Quarter ending December 2017	212	↓
Quarter ending March 2018	215	→
Variance since March 2017	(10.4%)	↓



ACTIVITY

Cumulative percentage of contracted UDA delivered 2017 & 2018



Month	Adjusted Scheduled Activity (UDA)	
	2017	2018
April	6	12
May	66	84
June	76	109
July	120	158
August	141	197
September	223	280
October	300	325
November	357	351
December	398	377
January	466	447
February	534	514
March	565	562
April	572	589
May	572	589
June	572	589

QUALITY

	Quantity	Base Number	Contract	AT	Region	England
% of FP17s for the same patient ID Re-attending within 3 months - Children	8	190	4.2%	9.8%	11.5%	11.9%
% of FP17s for the same patient ID Re-attending within 3 months - Adults	24	115	20.9%	14.4%	15.9%	16.0%
% of FP17s for the same patient ID Re-attending between 3 & 9 months - Children	126	190	66.3%	61.5%	60.6%	58.3%
% of FP17s for the same patient ID Re-attending between 3 & 9 months - Adults	57	115	49.6%	52.1%	51.6%	50.3%
% of FP17s for Band 1 Urgent Courses	15	310	4.8%	8.3%	9.5%	9.1%
% of FP17s Relating to Free Repair or Replacements	0	310	0.0%	0.8%	0.7%	0.8%
% of FP17s Relating to Continuations	0	310	0.0%	1.2%	1.0%	1.0%
% of Patients satisfied with the dentistry they have received	1	2	N/A	91.4%	92.0%	91.5%
% of Patients satisfied with the time they had to wait for an appointment	2	2	N/A	88.6%	88.1%	87.9%

* This is based on patients treated on this contract for their most recent course of treatment. Figures in italics indicate the base number of FP17s or Patient Questionnaire responses are less than 100. N/A is shown where the base number of responses is less than 10 during the period. % is calculated as Quantity/Base number*100

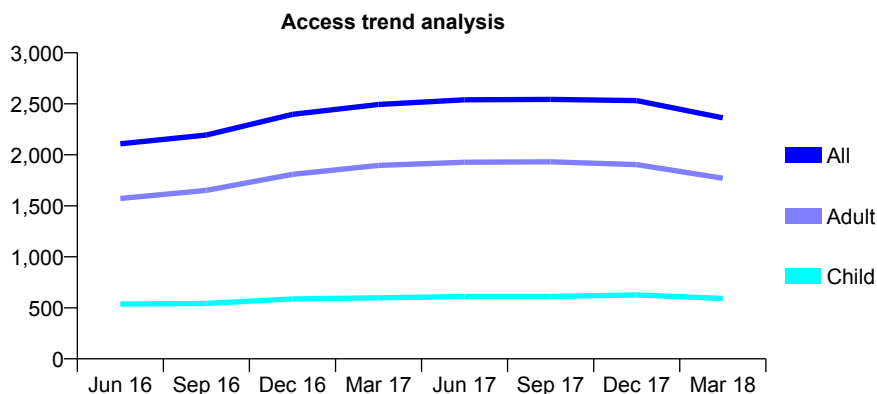
Q65 - Vital Signs At a Glance Contract Report for 787442/0001 - Year end March 2018

Name or company name	MR J SKVARKA
Contract type name	GDS Contract
Purpose of contract	General
Contract start date	01/04/2006
Contract end date	

17/18 Contracted general activity (UDA)	5,997
Carry forward general activity (UDA)	-30
17/18 Contracted orthodontic activity (UOA)	0
Carry forward orthodontic activity (UOA)	0
Baseline contract value	£143,327.09

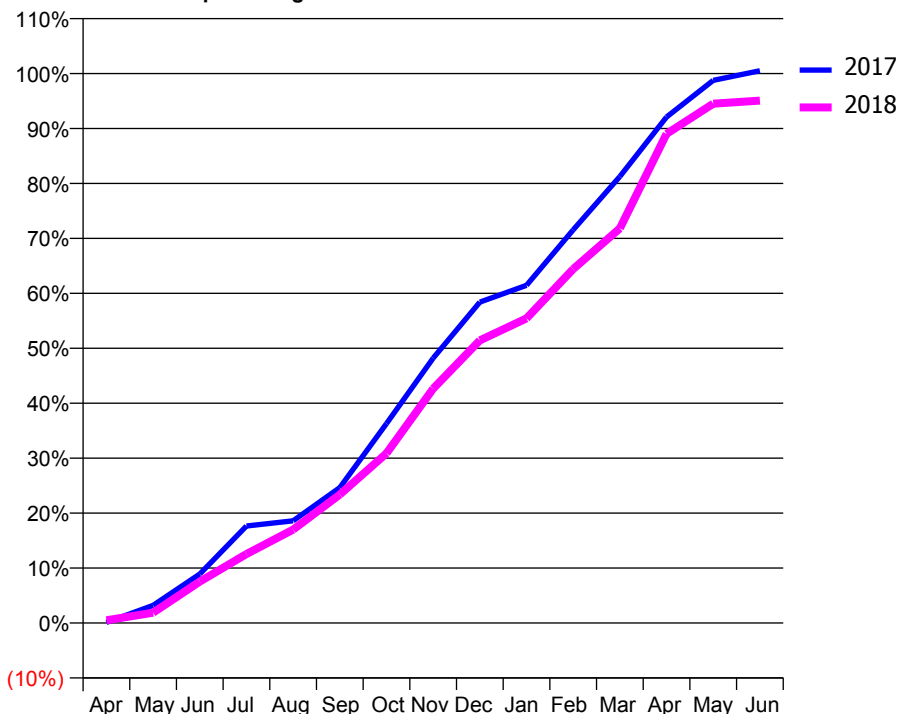
ACCESS*

Patients seen in 24 months	Total	Change since previous quarter
Quarter ending March 2017	2,494	
Quarter ending June 2017	2,539	→
Quarter ending September 2017	2,543	→
Quarter ending December 2017	2,531	→
Quarter ending March 2018	2,363	↓
Variance since March 2017	(5.3%)	↓



ACTIVITY

Cumulative percentage of contracted UDA delivered 2017 & 2018



Month	Adjusted Scheduled Activity (UDA)	
	2017	2018
April	6	30
May	192	112
June	535	452
July	1,058	753
August	1,116	1,020
September	1,478	1,402
October	2,176	1,852
November	2,891	2,558
December	3,502	3,084
January	3,686	3,324
February	4,290	3,862
March	4,873	4,306
April	5,523	5,339
May	5,922	5,668
June	6,027	5,701

QUALITY

	Quantity	Base Number	Contract	AT	Region	England
% of FP17s for the same patient ID Re-attending within 3 months - Children	38	623	6.1%	9.8%	11.5%	11.9%
% of FP17s for the same patient ID Re-attending within 3 months - Adults	114	1,672	6.8%	14.4%	15.9%	16.0%
% of FP17s for the same patient ID Re-attending between 3 & 9 months - Children	272	623	43.7%	61.5%	60.6%	58.3%
% of FP17s for the same patient ID Re-attending between 3 & 9 months - Adults	692	1,672	41.4%	52.1%	51.6%	50.3%
% of FP17s for Band 1 Urgent Courses	187	2,372	7.9%	8.3%	9.5%	9.1%
% of FP17s Relating to Free Repair or Replacements	3	2,372	0.1%	0.8%	0.7%	0.8%
% of FP17s Relating to Continuations	1	2,372	0.0%	1.2%	1.0%	1.0%
% of Patients satisfied with the dentistry they have received	3	4	N/A	91.4%	92.0%	91.5%
% of Patients satisfied with the time they had to wait for an appointment	3	4	N/A	88.6%	88.1%	87.9%

* This is based on patients treated on this contract for their most recent course of treatment. Figures in italics indicate the base number of FP17s or Patient Questionnaire responses are less than 100. N/A is shown where the base number of responses is less than 10 during the period. % is calculated as Quantity/Base number*100

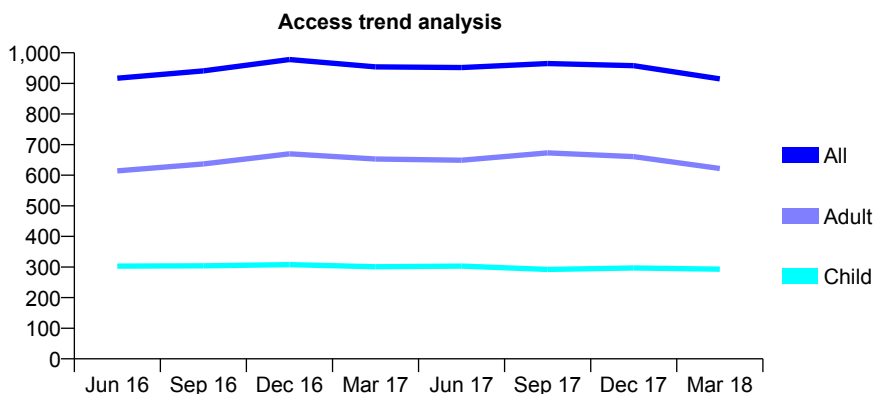
Q65 - Vital Signs At a Glance Contract Report for 804703/0001 - Year end March 2018

Name or company name	MR LM COSTELLO
Contract type name	GDS Contract
Purpose of contract	General
Contract start date	01/04/2006
Contract end date	

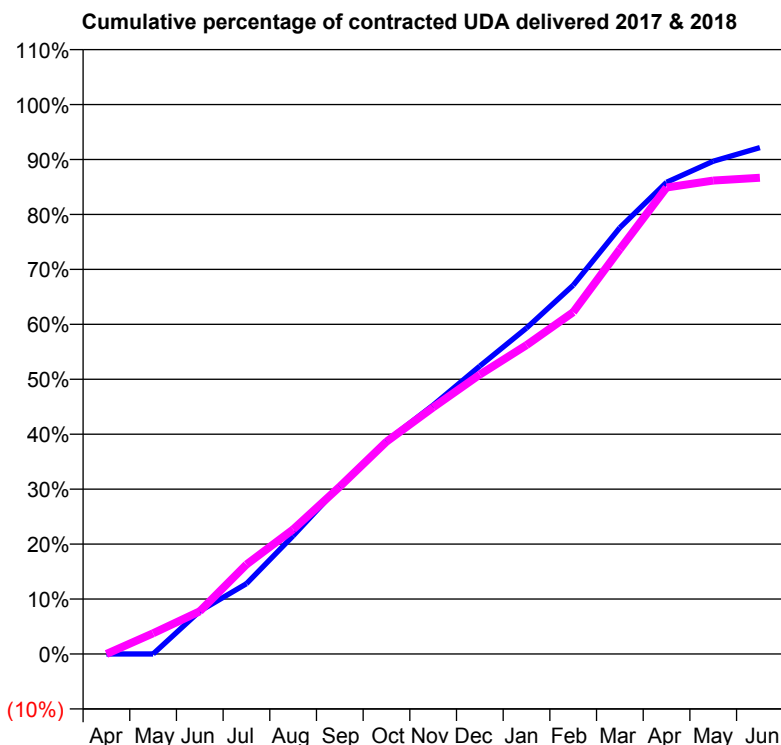
17/18 Contracted general activity (UDA)	2,817
Carry forward general activity (UDA)	0
17/18 Contracted orthodontic activity (UOA)	0
Carry forward orthodontic activity (UOA)	0
Baseline contract value	£70,590.41

ACCESS*

Patients seen in 24 months	Total	Change since previous quarter
Quarter ending March 2017	954	
Quarter ending June 2017	952	→
Quarter ending September 2017	965	→
Quarter ending December 2017	958	→
Quarter ending March 2018	915	↓
Variance since March 2017	(4.1%)	↓



ACTIVITY



Month	Adjusted Scheduled Activity (UDA)	
	2017	2018
April	0	0
May	0	106
June	220	219
July	360	459
August	606	639
September	862	859
October	1,091	1,089
November	1,276	1,264
December	1,476	1,432
January	1,671	1,584
February	1,890	1,752
March	2,186	2,075
April	2,418	2,392
May	2,526	2,427
June	2,596	2,442

QUALITY

	Quantity	Base Number	Contract	AT	Region	England
% of FP17s for the same patient ID Re-attending within 3 months - Children	11	376	2.9%	9.8%	11.5%	11.9%
% of FP17s for the same patient ID Re-attending within 3 months - Adults	61	758	8.0%	14.4%	15.9%	16.0%
% of FP17s for the same patient ID Re-attending between 3 & 9 months - Children	241	376	64.1%	61.5%	60.6%	58.3%
% of FP17s for the same patient ID Re-attending between 3 & 9 months - Adults	430	758	56.7%	52.1%	51.6%	50.3%
% of FP17s for Band 1 Urgent Courses	55	1,115	4.9%	8.3%	9.5%	9.1%
% of FP17s Relating to Free Repair or Replacements	2	1,115	0.2%	0.8%	0.7%	0.8%
% of FP17s Relating to Continuations	0	1,115	0.0%	1.2%	1.0%	1.0%
% of Patients satisfied with the dentistry they have received	0	0	N/A	91.4%	92.0%	91.5%
% of Patients satisfied with the time they had to wait for an appointment	0	0	N/A	88.6%	88.1%	87.9%

* This is based on patients treated on this contract for their most recent course of treatment. Figures in italics indicate the base number of FP17s or Patient Questionnaire responses are less than 100. N/A is shown where the base number of responses is less than 10 during the period. % is calculated as Quantity/Base number*100

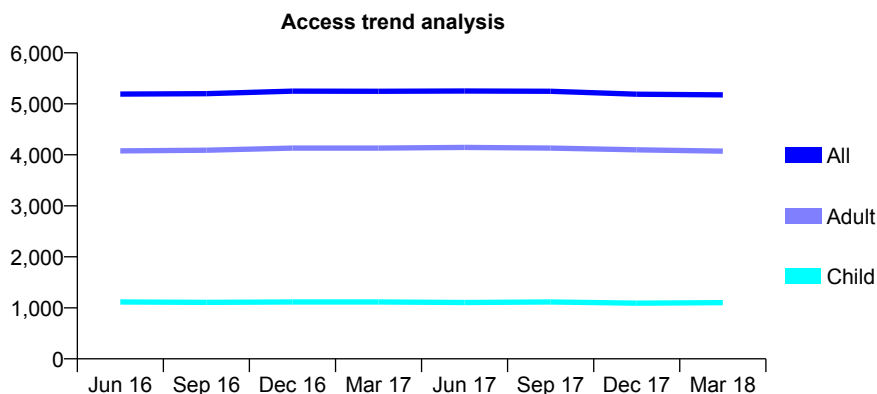
Q65 - Vital Signs At a Glance Contract Report for 807982/0001 - Year end March 2018

Name or company name	MR MA WILCOX
Contract type name	GDS Contract
Purpose of contract	General
Contract start date	01/04/2006
Contract end date	

17/18 Contracted general activity (UDA)	15,918
Carry forward general activity (UDA)	-312
17/18 Contracted orthodontic activity (UOA)	0
Carry forward orthodontic activity (UOA)	0
Baseline contract value	£365,499.56

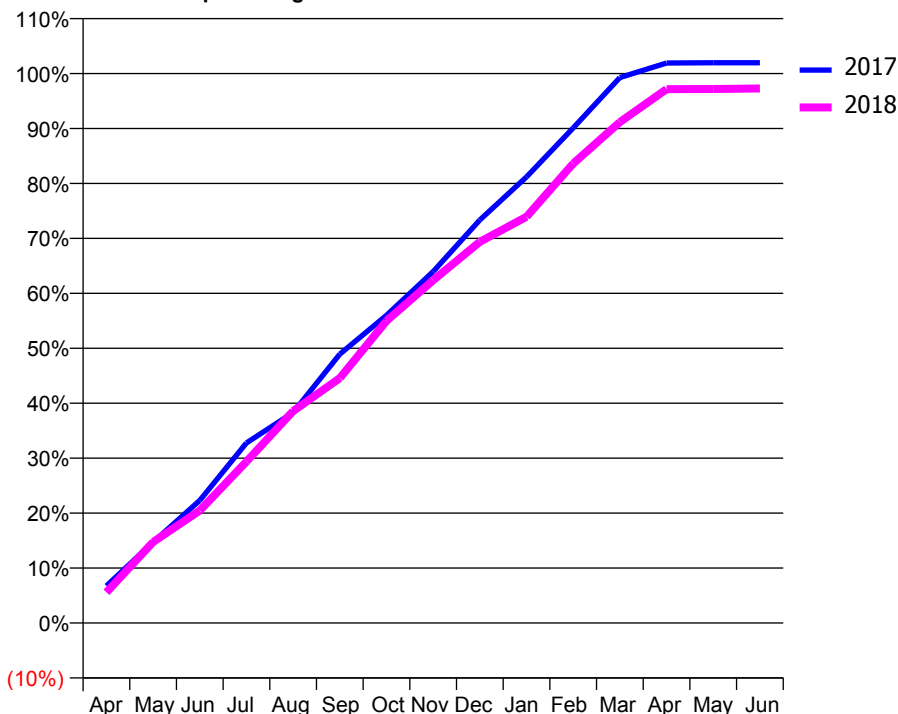
ACCESS*

Patients seen in 24 months	Total	Change since previous quarter
Quarter ending March 2017	5,247	
Quarter ending June 2017	5,250	→
Quarter ending September 2017	5,246	→
Quarter ending December 2017	5,189	↓
Quarter ending March 2018	5,175	→
Variance since March 2017	(1.4%)	↓



ACTIVITY

Cumulative percentage of contracted UDA delivered 2017 & 2018



Month	Adjusted Scheduled Activity (UDA)	
	2017	2018
April	1,077	892
May	2,344	2,348
June	3,552	3,259
July	5,217	4,676
August	6,097	6,139
September	7,789	7,095
October	8,913	8,751
November	10,179	9,928
December	11,677	11,042
January	12,923	11,767
February	14,342	13,309
March	15,800	14,510
April	16,223	15,463
May	16,230	15,468
June	16,230	15,483

QUALITY

	Quantity	Base Number	Contract	AT	Region	England
% of FP17s for the same patient ID Re-attending within 3 months - Children	100	1,345	7.4%	9.8%	11.5%	11.9%
% of FP17s for the same patient ID Re-attending within 3 months - Adults	635	5,123	12.4%	14.4%	15.9%	16.0%
% of FP17s for the same patient ID Re-attending between 3 & 9 months - Children	600	1,345	44.6%	61.5%	60.6%	58.3%
% of FP17s for the same patient ID Re-attending between 3 & 9 months - Adults	2,494	5,123	48.7%	52.1%	51.6%	50.3%
% of FP17s for Band 1 Urgent Courses	136	6,644	2.0%	8.3%	9.5%	9.1%
% of FP17s Relating to Free Repair or Replacements	145	6,644	2.2%	0.8%	0.7%	0.8%
% of FP17s Relating to Continuations	126	6,644	1.9%	1.2%	1.0%	1.0%
% of Patients satisfied with the dentistry they have received	2	3	N/A	91.4%	92.0%	91.5%
% of Patients satisfied with the time they had to wait for an appointment	3	3	N/A	88.6%	88.1%	87.9%

* This is based on patients treated on this contract for their most recent course of treatment. Figures in italics indicate the base number of FP17s or Patient Questionnaire responses are less than 100. N/A is shown where the base number of responses is less than 10 during the period. % is calculated as Quantity/Base number*100

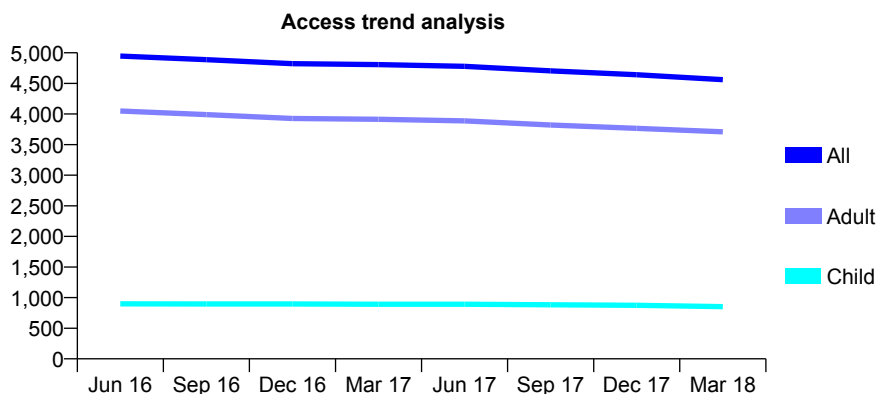
Q65 - Vital Signs At a Glance Contract Report for 813893/0001 - Year end March 2018

Name or company name	MR P MARFFY
Contract type name	GDS Contract
Purpose of contract	General
Contract start date	01/04/2006
Contract end date	

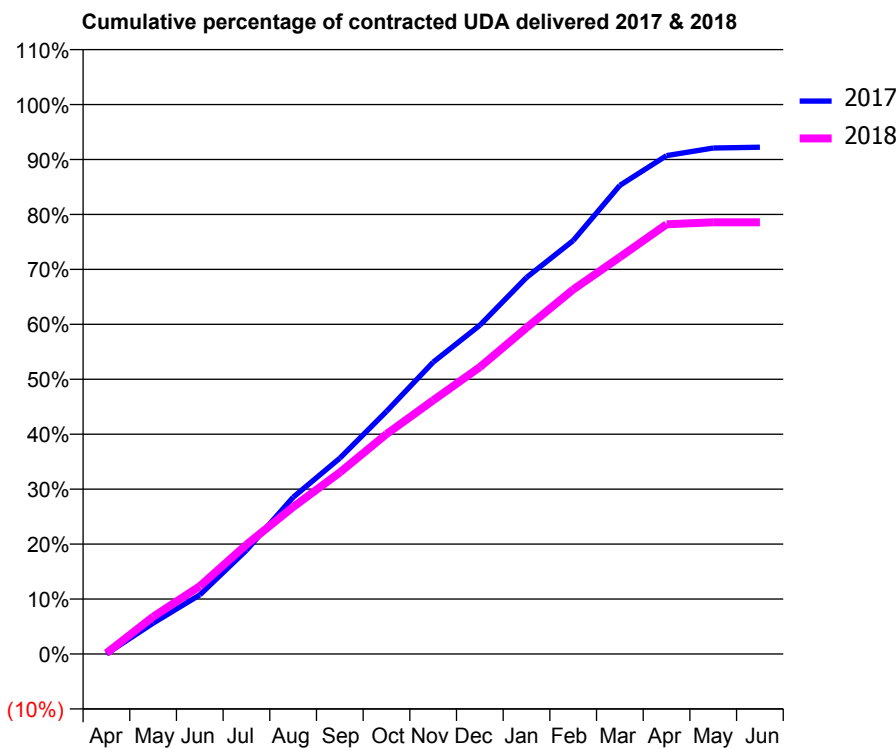
17/18 Contracted general activity (UDA)	13,482
Carry forward general activity (UDA)	0
17/18 Contracted orthodontic activity (UOA)	0
Carry forward orthodontic activity (UOA)	0
Baseline contract value	£306,365.78

ACCESS*

Patients seen in 24 months	Total	Change since previous quarter
Quarter ending March 2017	4,808	
Quarter ending June 2017	4,779	→
Quarter ending September 2017	4,705	↓
Quarter ending December 2017	4,641	↓
Quarter ending March 2018	4,561	↓
Variance since March 2017	(5.1%)	↓



ACTIVITY



Month	Adjusted Scheduled Activity (UDA)	
	2017	2018
April	4	21
May	757	914
June	1,452	1,662
July	2,546	2,685
August	3,845	3,607
September	4,805	4,454
October	5,954	5,395
November	7,161	6,226
December	8,067	7,038
January	9,236	8,005
February	10,145	8,944
March	11,498	9,738
April	12,229	10,544
May	12,415	10,591
June	12,433	10,591

QUALITY

	Quantity	Base Number	Contract	AT	Region	England
% of FP17s for the same patient ID Re-attending within 3 months - Children	85	907	9.4%	9.8%	11.5%	11.9%
% of FP17s for the same patient ID Re-attending within 3 months - Adults	751	4,095	18.3%	14.4%	15.9%	16.0%
% of FP17s for the same patient ID Re-attending between 3 & 9 months - Children	271	907	29.9%	61.5%	60.6%	58.3%
% of FP17s for the same patient ID Re-attending between 3 & 9 months - Adults	1,163	4,095	28.4%	52.1%	51.6%	50.3%
% of FP17s for Band 1 Urgent Courses	467	4,976	9.4%	8.3%	9.5%	9.1%
% of FP17s Relating to Free Repair or Replacements	42	4,976	0.8%	0.8%	0.7%	0.8%
% of FP17s Relating to Continuations	92	4,976	1.8%	1.2%	1.0%	1.0%
% of Patients satisfied with the dentistry they have received	10	11	90.9%	91.4%	92.0%	91.5%
% of Patients satisfied with the time they had to wait for an appointment	11	11	100.0%	88.6%	88.1%	87.9%

* This is based on patients treated on this contract for their most recent course of treatment. Figures in italics indicate the base number of FP17s or Patient Questionnaire responses are less than 100. N/A is shown where the base number of responses is less than 10 during the period. % is calculated as Quantity/Base number*100

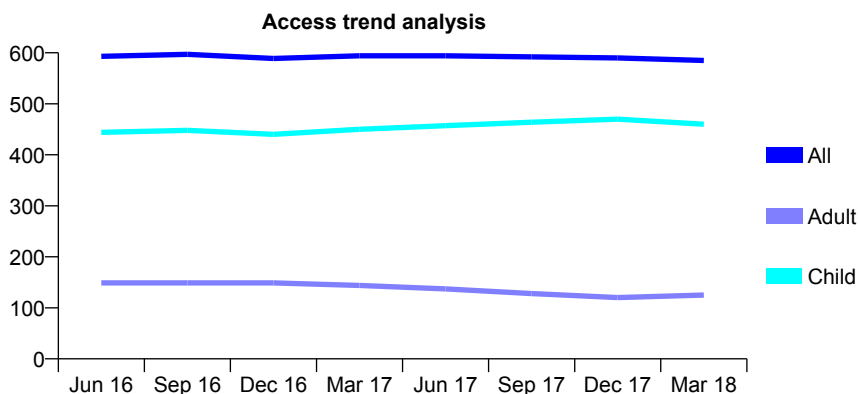
Q65 - Vital Signs At a Glance Contract Report for 825441/0001 - Year end March 2018

Name or company name	MISS AL WHITBY
Contract type name	GDS Contract
Purpose of contract	General
Contract start date	01/04/2006
Contract end date	

17/18 Contracted general activity (UDA)	1,300
Carry forward general activity (UDA)	11
17/18 Contracted orthodontic activity (UOA)	0
Carry forward orthodontic activity (UOA)	0
Baseline contract value	£30,181.95

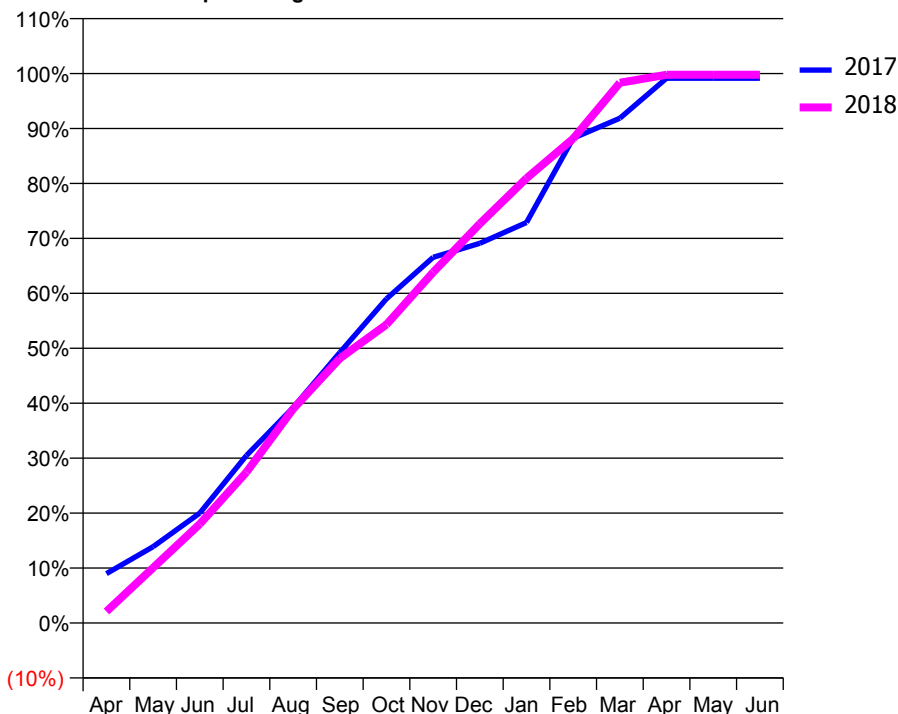
ACCESS*

Patients seen in 24 months	Total	Change since previous quarter
Quarter ending March 2017	594	
Quarter ending June 2017	594	→
Quarter ending September 2017	592	→
Quarter ending December 2017	590	→
Quarter ending March 2018	585	→
Variance since March 2017	(1.5%)	↓



ACTIVITY

Cumulative percentage of contracted UDA delivered 2017 & 2018



Month	Adjusted Scheduled Activity (UDA)	
	2017	2018
April	117	27
May	181	131
June	260	234
July	396	357
August	510	506
September	640	626
October	767	706
November	865	830
December	898	945
January	947	1,052
February	1,147	1,146
March	1,194	1,278
April	1,289	1,297
May	1,289	1,297
June	1,289	1,297

QUALITY

	Quantity	Base Number	Contract	AT	Region	England
% of FP17s for the same patient ID Re-attending within 3 months - Children	59	763	7.7%	9.8%	11.5%	11.9%
% of FP17s for the same patient ID Re-attending within 3 months - Adults	41	146	28.1%	14.4%	15.9%	16.0%
% of FP17s for the same patient ID Re-attending between 3 & 9 months - Children	462	763	60.6%	61.5%	60.6%	58.3%
% of FP17s for the same patient ID Re-attending between 3 & 9 months - Adults	79	146	54.1%	52.1%	51.6%	50.3%
% of FP17s for Band 1 Urgent Courses	31	861	3.6%	8.3%	9.5%	9.1%
% of FP17s Relating to Free Repair or Replacements	0	861	0.0%	0.8%	0.7%	0.8%
% of FP17s Relating to Continuations	0	861	0.0%	1.2%	1.0%	1.0%
% of Patients satisfied with the dentistry they have received	2	2	N/A	91.4%	92.0%	91.5%
% of Patients satisfied with the time they had to wait for an appointment	2	2	N/A	88.6%	88.1%	87.9%

* This is based on patients treated on this contract for their most recent course of treatment. Figures in italics indicate the base number of FP17s or Patient Questionnaire responses are less than 100. N/A is shown where the base number of responses is less than 10 during the period. % is calculated as Quantity/Base number*100

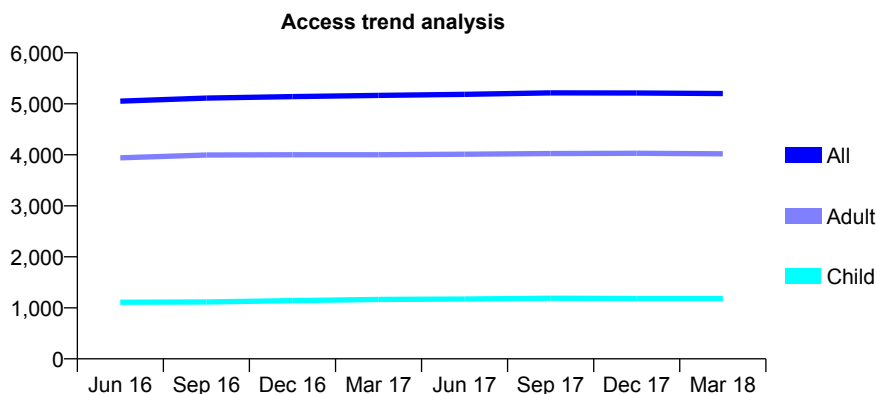
Q65 - Vital Signs At a Glance Contract Report for 836133/0001 - Year end March 2018

Name or company name	MRS LA BARNES
Contract type name	GDS Contract
Purpose of contract	General and Orthodontic
Contract start date	01/06/2013
Contract end date	

17/18 Contracted general activity (UDA)	13,500
Carry forward general activity (UDA)	-16
17/18 Contracted orthodontic activity (UOA)	500
Carry forward orthodontic activity (UOA)	0
Baseline contract value	£337,799.16

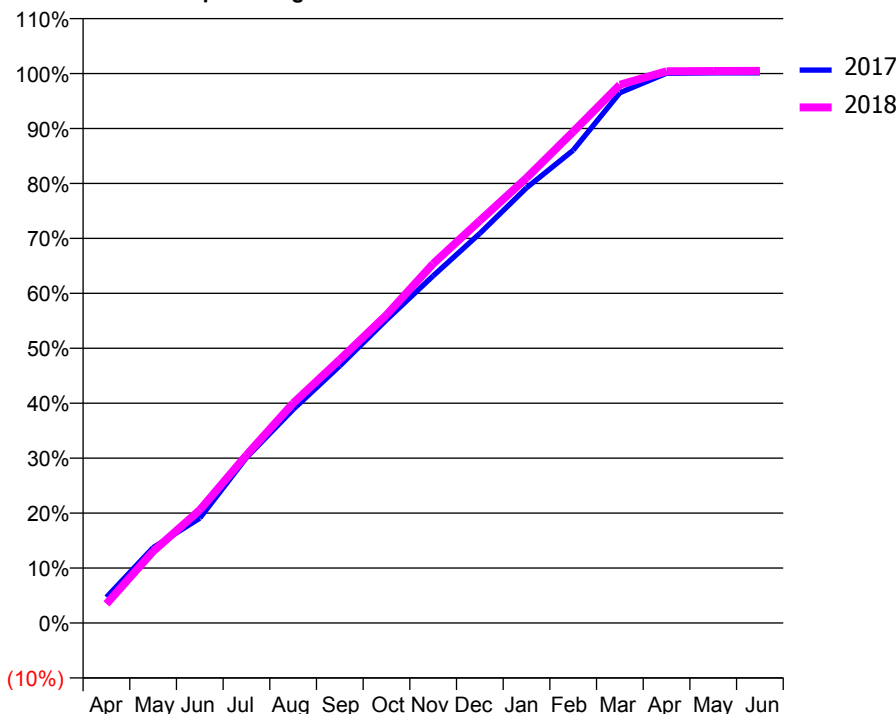
ACCESS*

Patients seen in 24 months	Total	Change since previous quarter
Quarter ending March 2017	5,165	
Quarter ending June 2017	5,186	→
Quarter ending September 2017	5,214	→
Quarter ending December 2017	5,213	→
Quarter ending March 2018	5,201	→
Variance since March 2017	0.7%	→



ACTIVITY

Cumulative percentage of contracted UDA delivered 2017 & 2018



Adjusted Scheduled Activity (UDA)

Month	2017	2018
April	632	469
May	1,854	1,759
June	2,576	2,776
July	4,065	4,126
August	5,247	5,401
September	6,319	6,472
October	7,448	7,570
November	8,528	8,829
December	9,572	9,885
January	10,691	10,935
February	11,617	12,070
March	13,028	13,225
April	13,504	13,554
May	13,514	13,562
June	13,516	13,563

QUALITY

	Quantity	Base Number	Contract	AT	Region	England
% of FP17s for the same patient ID Re-attending within 3 months - Children	203	2,108	9.6%	9.8%	11.5%	11.9%
% of FP17s for the same patient ID Re-attending within 3 months - Adults	816	6,117	13.3%	14.4%	15.9%	16.0%
% of FP17s for the same patient ID Re-attending between 3 & 9 months - Children	1,526	2,108	72.4%	61.5%	60.6%	58.3%
% of FP17s for the same patient ID Re-attending between 3 & 9 months - Adults	3,663	6,117	59.9%	52.1%	51.6%	50.3%
% of FP17s for Band 1 Urgent Courses	541	8,106	6.7%	8.3%	9.5%	9.1%
% of FP17s Relating to Free Repair or Replacements	58	8,106	0.7%	0.8%	0.7%	0.8%
% of FP17s Relating to Continuations	42	8,106	0.5%	1.2%	1.0%	1.0%
% of Patients satisfied with the dentistry they have received	10	10	100.0%	91.4%	92.0%	91.5%
% of Patients satisfied with the time they had to wait for an appointment	10	10	100.0%	88.6%	88.1%	87.9%

* This is based on patients treated on this contract for their most recent course of treatment. Figures in italics indicate the base number of FP17s or Patient Questionnaire responses are less than 100. N/A is shown where the base number of responses is less than 10 during the period. % is calculated as Quantity/Base number*100

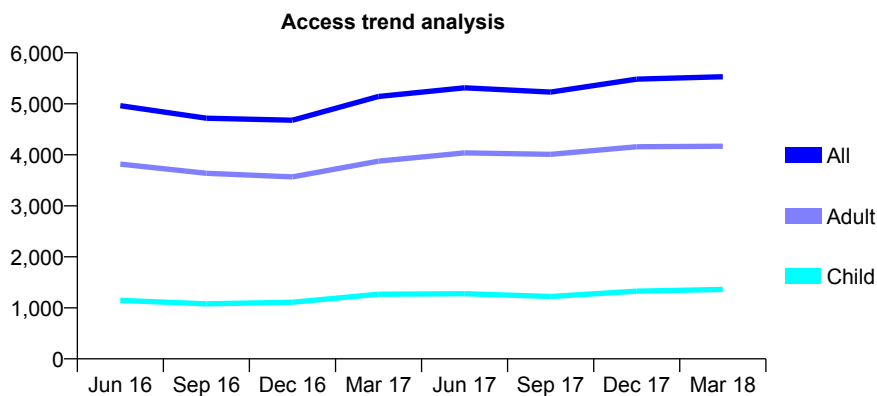
Q65 - Vital Signs At a Glance Contract Report for 840289/0002 - Year end March 2018

Name or company name	MR AM HOUSE
Contract type name	GDS Contract
Purpose of contract	General
Contract start date	01/04/2007
Contract end date	

17/18 Contracted general activity (UDA)	12,686
Carry forward general activity (UDA)	0
17/18 Contracted orthodontic activity (UOA)	0
Carry forward orthodontic activity (UOA)	0
Baseline contract value	£266,796.51

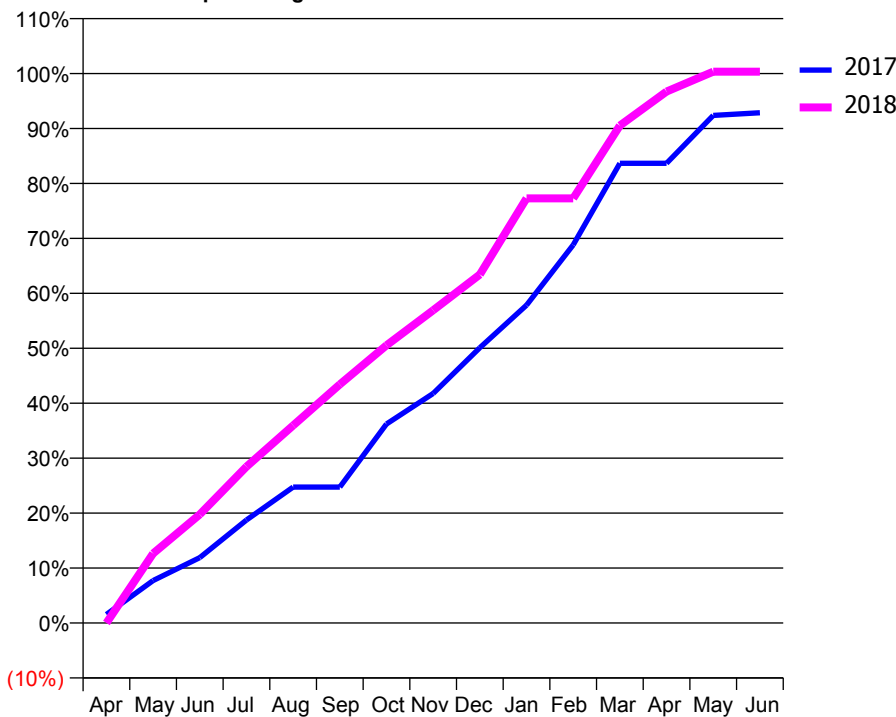
ACCESS*

Patients seen in 24 months	Total	Change since previous quarter
Quarter ending March 2017	5,144	
Quarter ending June 2017	5,315	↑
Quarter ending September 2017	5,229	↓
Quarter ending December 2017	5,484	↑
Quarter ending March 2018	5,530	→
Variance since March 2017	7.5%	↑



ACTIVITY

Cumulative percentage of contracted UDA delivered 2017 & 2018



Month	Adjusted Scheduled Activity (UDA)	
	2017	2018
April	198	0
May	982	1,605
June	1,509	2,507
July	2,379	3,610
August	3,138	4,560
September	3,138	5,510
October	4,596	6,411
November	5,299	7,220
December	6,357	8,047
January	7,338	9,803
February	8,730	9,803
March	10,612	11,485
April	10,612	12,270
May	11,719	12,729
June	11,780	12,728

QUALITY

	Quantity	Base Number	Contract	AT	Region	England
% of FP17s for the same patient ID Re-attending within 3 months - Children	130	2,033	6.4%	9.8%	11.5%	11.9%
% of FP17s for the same patient ID Re-attending within 3 months - Adults	739	5,723	12.9%	14.4%	15.9%	16.0%
% of FP17s for the same patient ID Re-attending between 3 & 9 months - Children	976	2,033	48.0%	61.5%	60.6%	58.3%
% of FP17s for the same patient ID Re-attending between 3 & 9 months - Adults	2,259	5,723	39.5%	52.1%	51.6%	50.3%
% of FP17s for Band 1 Urgent Courses	519	6,857	7.6%	8.3%	9.5%	9.1%
% of FP17s Relating to Free Repair or Replacements	75	6,857	1.1%	0.8%	0.7%	0.8%
% of FP17s Relating to Continuations	55	6,857	0.8%	1.2%	1.0%	1.0%
% of Patients satisfied with the dentistry they have received	7	8	N/A	91.4%	92.0%	91.5%
% of Patients satisfied with the time they had to wait for an appointment	7	8	N/A	88.6%	88.1%	87.9%

* This is based on patients treated on this contract for their most recent course of treatment. Figures in italics indicate the base number of FP17s or Patient Questionnaire responses are less than 100. N/A is shown where the base number of responses is less than 10 during the period. % is calculated as Quantity/Base number*100

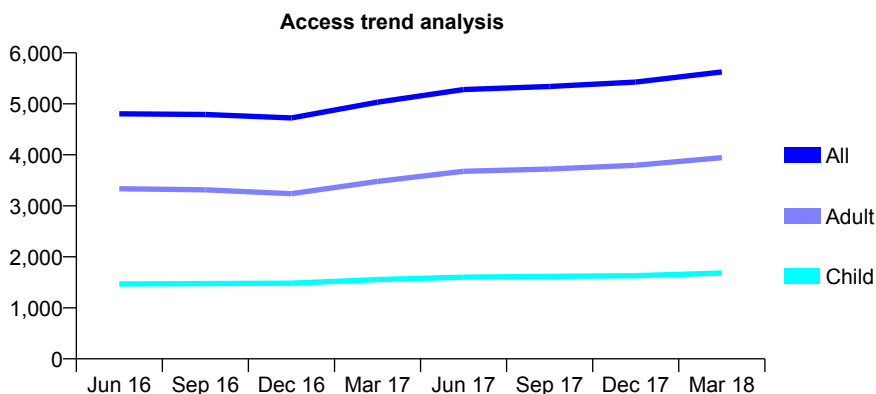
Q65 - Vital Signs At a Glance Contract Report for 843342/0001 - Year end March 2018

Name or company name	MISS IR BORMANN
Contract type name	GDS Contract
Purpose of contract	General
Contract start date	01/04/2006
Contract end date	

17/18 Contracted general activity (UDA)	10,022
Carry forward general activity (UDA)	-5
17/18 Contracted orthodontic activity (UOA)	0
Carry forward orthodontic activity (UOA)	0
Baseline contract value	£269,398.87

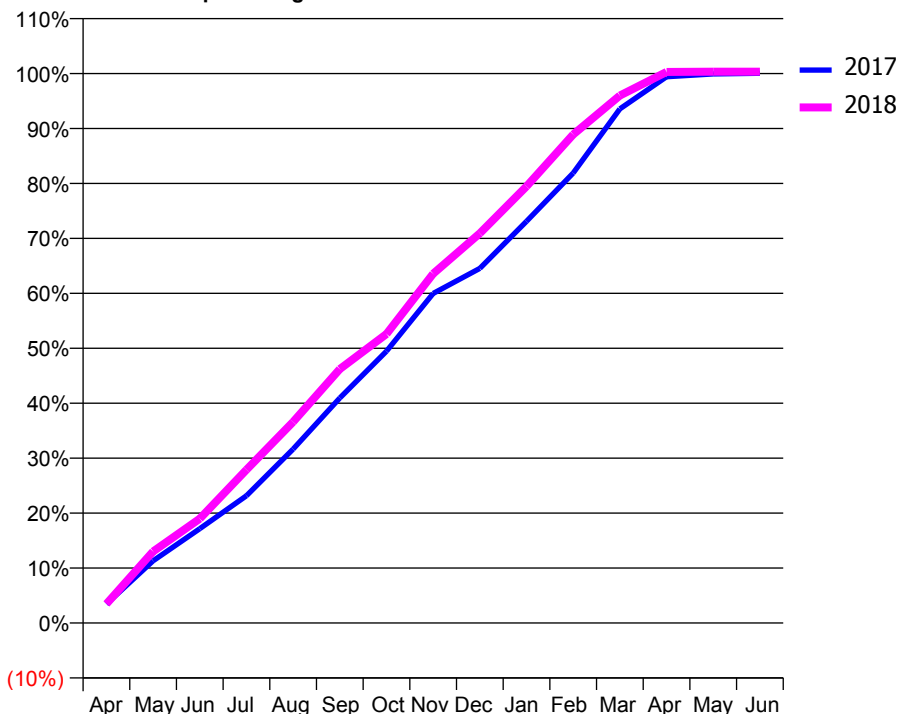
ACCESS*

Patients seen in 24 months	Total	Change since previous quarter
Quarter ending March 2017	5,031	
Quarter ending June 2017	5,279	↑
Quarter ending September 2017	5,340	→
Quarter ending December 2017	5,426	→
Quarter ending March 2018	5,626	↑
Variance since March 2017	11.8%	↑



ACTIVITY

Cumulative percentage of contracted UDA delivered 2017 & 2018



Month	Adjusted Scheduled Activity (UDA)	
	2017	2018
April	346	350
May	1,135	1,304
June	1,722	1,903
July	2,321	2,795
August	3,173	3,670
September	4,105	4,631
October	4,958	5,272
November	6,011	6,372
December	6,468	7,109
January	7,326	7,963
February	8,207	8,910
March	9,376	9,621
April	9,962	10,049
May	10,013	10,055
June	10,027	10,055

QUALITY

	Quantity	Base Number	Contract	AT	Region	England
% of FP17s for the same patient ID Re-attending within 3 months - Children	115	2,365	4.9%	9.8%	11.5%	11.9%
% of FP17s for the same patient ID Re-attending within 3 months - Adults	455	4,404	10.3%	14.4%	15.9%	16.0%
% of FP17s for the same patient ID Re-attending between 3 & 9 months - Children	1,411	2,365	59.7%	61.5%	60.6%	58.3%
% of FP17s for the same patient ID Re-attending between 3 & 9 months - Adults	1,821	4,404	41.3%	52.1%	51.6%	50.3%
% of FP17s for Band 1 Urgent Courses	269	5,815	4.6%	8.3%	9.5%	9.1%
% of FP17s Relating to Free Repair or Replacements	29	5,815	0.5%	0.8%	0.7%	0.8%
% of FP17s Relating to Continuations	16	5,815	0.3%	1.2%	1.0%	1.0%
% of Patients satisfied with the dentistry they have received	3	3	N/A	91.4%	92.0%	91.5%
% of Patients satisfied with the time they had to wait for an appointment	3	3	N/A	88.6%	88.1%	87.9%

* This is based on patients treated on this contract for their most recent course of treatment. Figures in italics indicate the base number of FP17s or Patient Questionnaire responses are less than 100. N/A is shown where the base number of responses is less than 10 during the period. % is calculated as Quantity/Base number*100

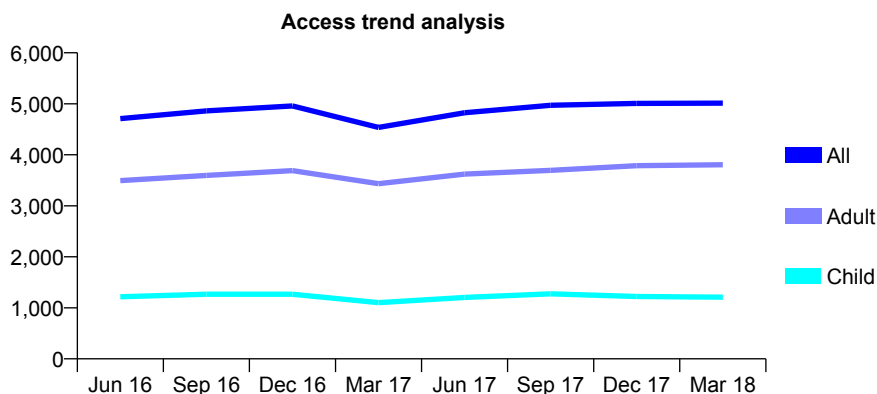
Q65 - Vital Signs At a Glance Contract Report for 858471/0001 - Year end March 2018

Name or company name	MR TS WESTCOTT
Contract type name	GDS Contract
Purpose of contract	General
Contract start date	01/04/2007
Contract end date	

17/18 Contracted general activity (UDA)	11,204
Carry forward general activity (UDA)	342
17/18 Contracted orthodontic activity (UOA)	0
Carry forward orthodontic activity (UOA)	0
Baseline contract value	£255,548.65

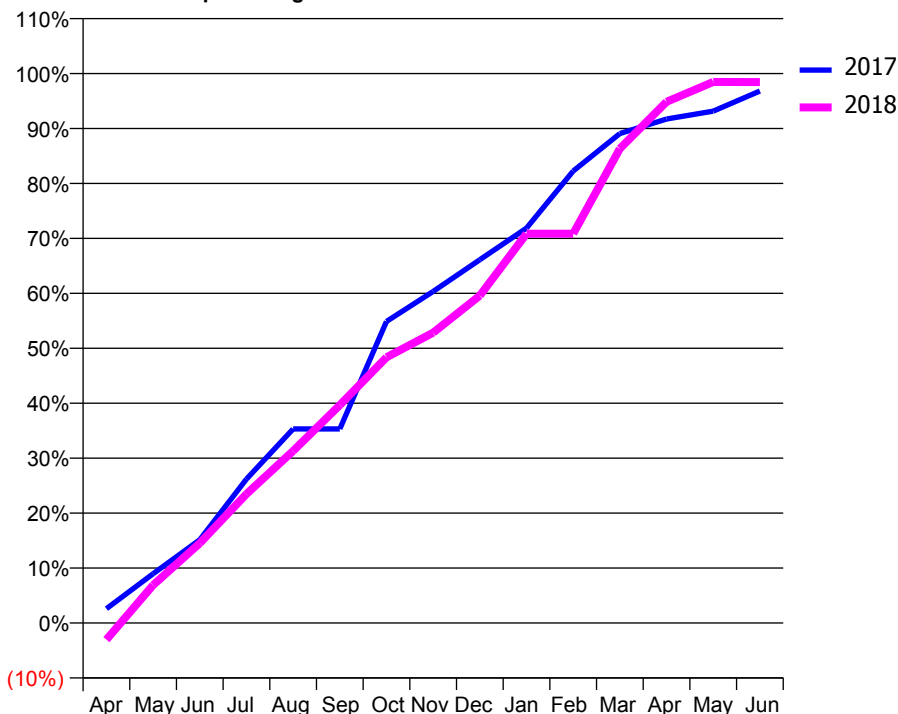
ACCESS*

Patients seen in 24 months	Total	Change since previous quarter
Quarter ending March 2017	4,536	
Quarter ending June 2017	4,826	↑
Quarter ending September 2017	4,971	↑
Quarter ending December 2017	5,007	→
Quarter ending March 2018	5,014	→
Variance since March 2017	10.5%	↑



ACTIVITY

Cumulative percentage of contracted UDA delivered 2017 & 2018



Month	Adjusted Scheduled Activity (UDA)	
	2017	2018
April	279	-342
May	961	774
June	1,621	1,628
July	2,804	2,632
August	3,781	3,508
September	3,781	4,443
October	5,875	5,418
November	6,459	5,921
December	7,078	6,676
January	7,691	7,939
February	8,805	7,939
March	9,534	9,672
April	9,817	10,626
May	9,970	11,031
June	10,362	11,029

QUALITY

	Quantity	Base Number	Contract	AT	Region	England
% of FP17s for the same patient ID Re-attending within 3 months - Children	102	1,908	5.3%	9.8%	11.5%	11.9%
% of FP17s for the same patient ID Re-attending within 3 months - Adults	473	5,005	9.5%	14.4%	15.9%	16.0%
% of FP17s for the same patient ID Re-attending between 3 & 9 months - Children	854	1,908	44.8%	61.5%	60.6%	58.3%
% of FP17s for the same patient ID Re-attending between 3 & 9 months - Adults	1,843	5,005	36.8%	52.1%	51.6%	50.3%
% of FP17s for Band 1 Urgent Courses	494	6,151	8.0%	8.3%	9.5%	9.1%
% of FP17s Relating to Free Repair or Replacements	35	6,151	0.6%	0.8%	0.7%	0.8%
% of FP17s Relating to Continuations	37	6,151	0.6%	1.2%	1.0%	1.0%
% of Patients satisfied with the dentistry they have received	9	9	N/A	91.4%	92.0%	91.5%
% of Patients satisfied with the time they had to wait for an appointment	9	9	N/A	88.6%	88.1%	87.9%

* This is based on patients treated on this contract for their most recent course of treatment. Figures in italics indicate the base number of FP17s or Patient Questionnaire responses are less than 100. N/A is shown where the base number of responses is less than 10 during the period. % is calculated as Quantity/Base number*100

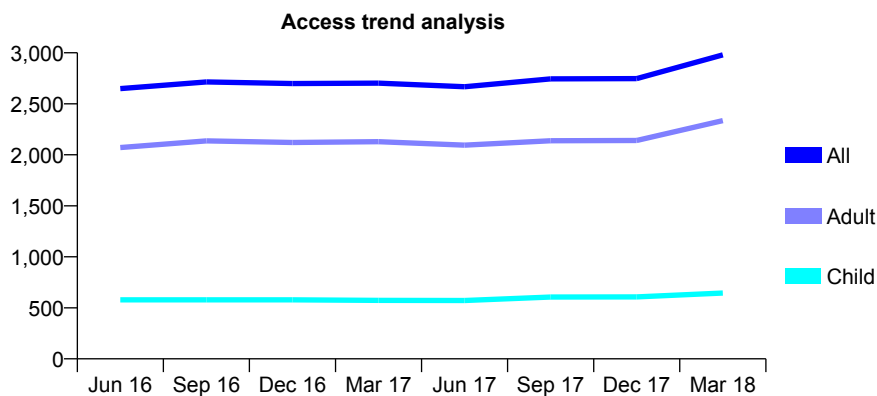
Q65 - Vital Signs At a Glance Contract Report for 873519/0001 - Year end March 2018

Name or company name	MR KB NAIK
Contract type name	GDS Contract
Purpose of contract	General
Contract start date	01/03/2014
Contract end date	

17/18 Contracted general activity (UDA)	7,192
Carry forward general activity (UDA)	121
17/18 Contracted orthodontic activity (UOA)	0
Carry forward orthodontic activity (UOA)	0
Baseline contract value	£182,614.45

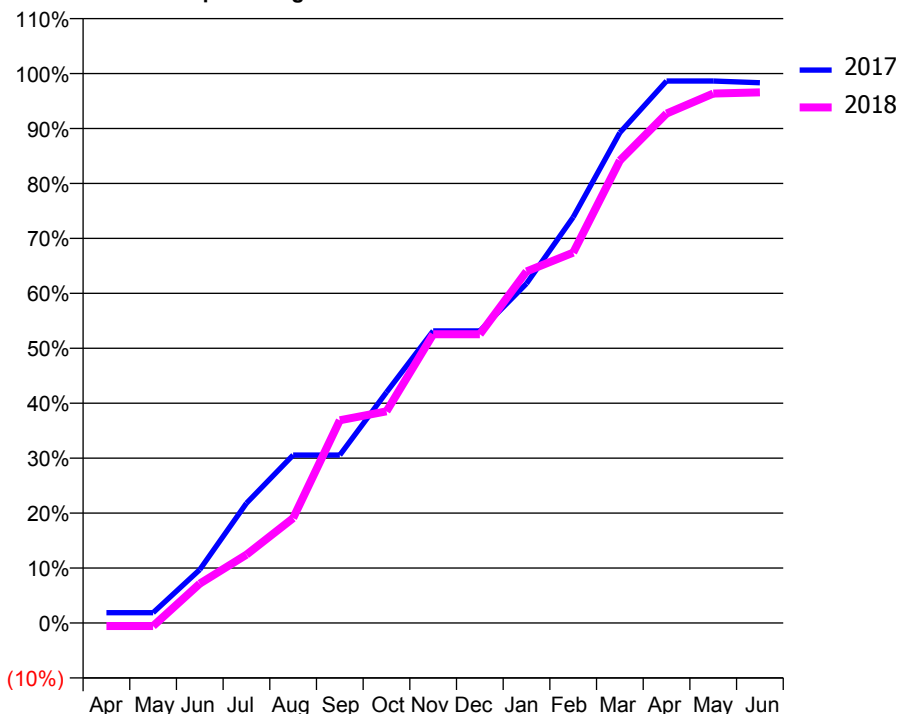
ACCESS*

Patients seen in 24 months	Total	Change since previous quarter
Quarter ending March 2017	2,702	
Quarter ending June 2017	2,667	↓
Quarter ending September 2017	2,744	↑
Quarter ending December 2017	2,747	→
Quarter ending March 2018	2,980	↑
Variance since March 2017	10.3%	↑



ACTIVITY

Cumulative percentage of contracted UDA delivered 2017 & 2018



Month	Adjusted Scheduled Activity (UDA)	
	2017	2018
April	136	-41
May	136	-41
June	699	515
July	1,569	895
August	2,198	1,373
September	2,198	2,654
October	3,021	2,771
November	3,823	3,780
December	3,823	3,780
January	4,443	4,601
February	5,312	4,848
March	6,418	6,053
April	7,093	6,667
May	7,093	6,930
June	7,071	6,945

QUALITY

	Quantity	Base Number	Contract	AT	Region	England
% of FP17s for the same patient ID Re-attending within 3 months - Children	45	838	5.4%	9.8%	11.5%	11.9%
% of FP17s for the same patient ID Re-attending within 3 months - Adults	208	2,686	7.7%	14.4%	15.9%	16.0%
% of FP17s for the same patient ID Re-attending between 3 & 9 months - Children	437	838	52.1%	61.5%	60.6%	58.3%
% of FP17s for the same patient ID Re-attending between 3 & 9 months - Adults	1,291	2,686	48.1%	52.1%	51.6%	50.3%
% of FP17s for Band 1 Urgent Courses	265	3,786	7.0%	8.3%	9.5%	9.1%
% of FP17s Relating to Free Repair or Replacements	3	3,786	0.1%	0.8%	0.7%	0.8%
% of FP17s Relating to Continuations	46	3,786	1.2%	1.2%	1.0%	1.0%
% of Patients satisfied with the dentistry they have received	4	4	N/A	91.4%	92.0%	91.5%
% of Patients satisfied with the time they had to wait for an appointment	4	4	N/A	88.6%	88.1%	87.9%

* This is based on patients treated on this contract for their most recent course of treatment. Figures in italics indicate the base number of FP17s or Patient Questionnaire responses are less than 100. N/A is shown where the base number of responses is less than 10 during the period. % is calculated as Quantity/Base number*100

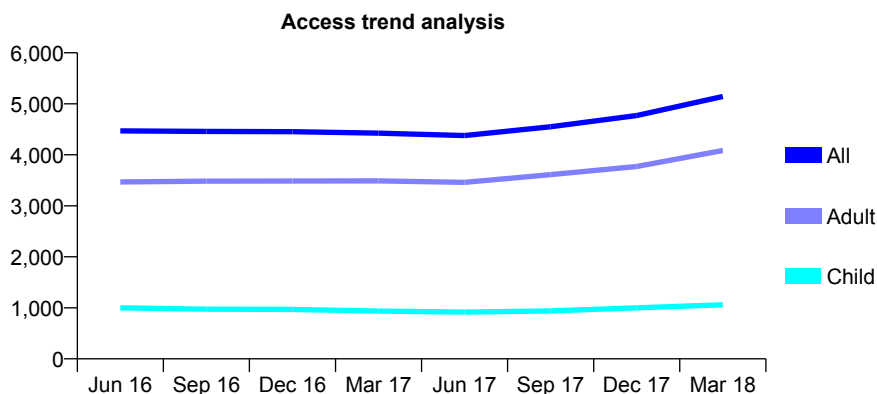
Q65 - Vital Signs At a Glance Contract Report for 904953/0001 - Year end March 2018

Name or company name	Patchway Dental Practice
Contract type name	GDS Contract
Purpose of contract	General
Contract start date	01/04/2006
Contract end date	

17/18 Contracted general activity (UDA)	14,500
Carry forward general activity (UDA)	0
17/18 Contracted orthodontic activity (UOA)	0
Carry forward orthodontic activity (UOA)	0
Baseline contract value	£314,763.78

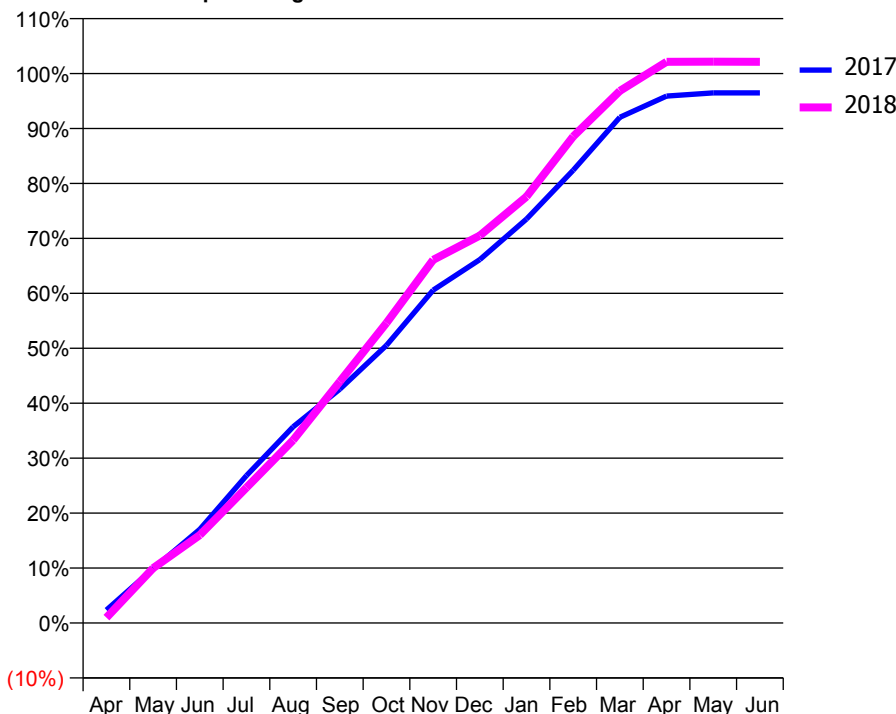
ACCESS*

Patients seen in 24 months	Total	Change since previous quarter
Quarter ending March 2017	4,426	
Quarter ending June 2017	4,377	↓
Quarter ending September 2017	4,550	↑
Quarter ending December 2017	4,771	↑
Quarter ending March 2018	5,145	↑
Variance since March 2017	16.2%	↑



ACTIVITY

Cumulative percentage of contracted UDA delivered 2017 & 2018



Month	Adjusted Scheduled Activity (UDA)	
	2017	2018
April	344	143
May	1,433	1,449
June	2,472	2,321
July	3,891	3,572
August	5,179	4,826
September	6,172	6,371
October	7,327	7,918
November	8,785	9,584
December	9,591	10,223
January	10,660	11,250
February	11,948	12,836
March	13,346	14,041
April	13,905	14,809
May	13,987	14,811
June	13,989	14,808

QUALITY

	Quantity	Base Number	Contract	AT	Region	England
% of FP17s for the same patient ID Re-attending within 3 months - Children	128	1,634	7.8%	9.8%	11.5%	11.9%
% of FP17s for the same patient ID Re-attending within 3 months - Adults	1,043	6,426	16.2%	14.4%	15.9%	16.0%
% of FP17s for the same patient ID Re-attending between 3 & 9 months - Children	1,001	1,634	61.3%	61.5%	60.6%	58.3%
% of FP17s for the same patient ID Re-attending between 3 & 9 months - Adults	3,754	6,426	58.4%	52.1%	51.6%	50.3%
% of FP17s for Band 1 Urgent Courses	595	8,141	7.3%	8.3%	9.5%	9.1%
% of FP17s Relating to Free Repair or Replacements	42	8,141	0.5%	0.8%	0.7%	0.8%
% of FP17s Relating to Continuations	194	8,141	2.4%	1.2%	1.0%	1.0%
% of Patients satisfied with the dentistry they have received	8	10	80.0%	91.4%	92.0%	91.5%
% of Patients satisfied with the time they had to wait for an appointment	8	10	80.0%	88.6%	88.1%	87.9%

* This is based on patients treated on this contract for their most recent course of treatment. Figures in italics indicate the base number of FP17s or Patient Questionnaire responses are less than 100. N/A is shown where the base number of responses is less than 10 during the period. % is calculated as Quantity/Base number*100

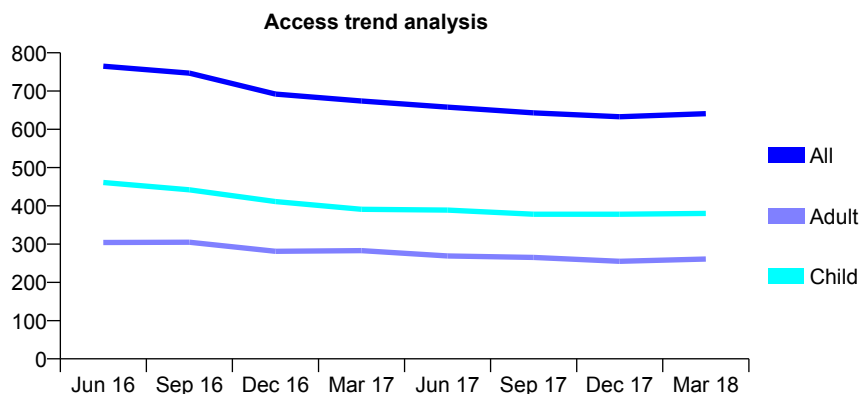
Q65 - Vital Signs At a Glance Contract Report for 907391/0001 - Year end March 2018

Name or company name	MR JP MURPHY
Contract type name	GDS Contract
Purpose of contract	General
Contract start date	01/04/2006
Contract end date	

17/18 Contracted general activity (UDA)	1,750
Carry forward general activity (UDA)	0
17/18 Contracted orthodontic activity (UOA)	0
Carry forward orthodontic activity (UOA)	0
Baseline contract value	£36,233.98

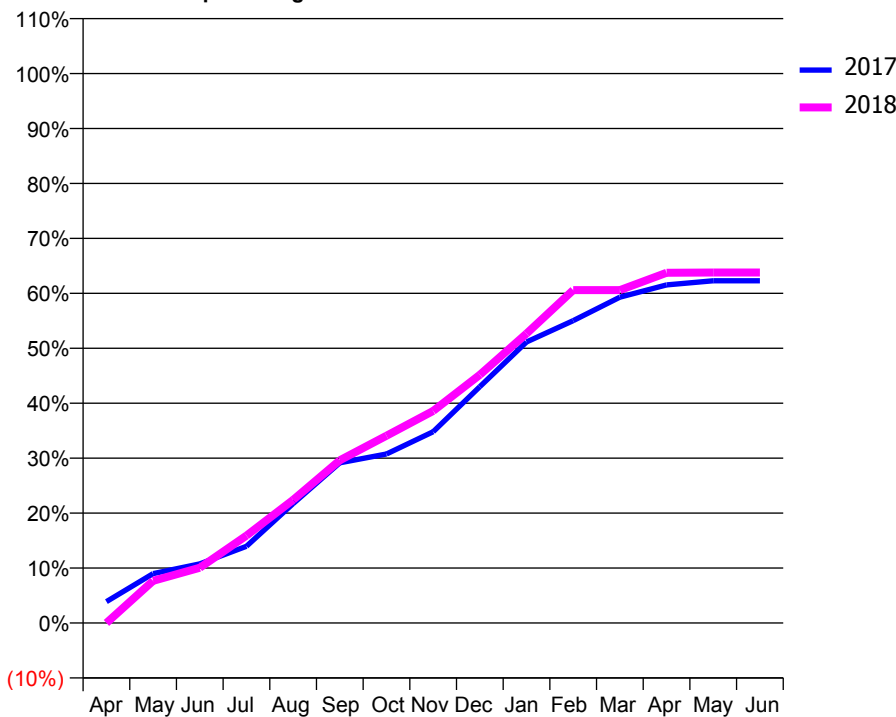
ACCESS*

Patients seen in 24 months	Total	Change since previous quarter
Quarter ending March 2017	674	
Quarter ending June 2017	658	↓
Quarter ending September 2017	643	↓
Quarter ending December 2017	633	↓
Quarter ending March 2018	641	→
Variance since March 2017	(4.9%)	↓



ACTIVITY

Cumulative percentage of contracted UDA delivered 2017 & 2018



Month	Adjusted Scheduled Activity (UDA)	
	2017	2018
April	68	0
May	157	134
June	188	176
July	244	278
August	380	392
September	510	518
October	538	596
November	609	676
December	753	791
January	895	922
February	963	1,060
March	1,038	1,060
April	1,077	1,115
May	1,090	1,116
June	1,090	1,116

QUALITY

	Quantity	Base Number	Contract	AT	Region	England
% of FP17s for the same patient ID Re-attending within 3 months - Children	17	523	3.3%	9.8%	11.5%	11.9%
% of FP17s for the same patient ID Re-attending within 3 months - Adults	12	235	5.1%	14.4%	15.9%	16.0%
% of FP17s for the same patient ID Re-attending between 3 & 9 months - Children	276	523	52.8%	61.5%	60.6%	58.3%
% of FP17s for the same patient ID Re-attending between 3 & 9 months - Adults	109	235	46.4%	52.1%	51.6%	50.3%
% of FP17s for Band 1 Urgent Courses	7	777	0.9%	8.3%	9.5%	9.1%
% of FP17s Relating to Free Repair or Replacements	0	777	0.0%	0.8%	0.7%	0.8%
% of FP17s Relating to Continuations	0	777	0.0%	1.2%	1.0%	1.0%
% of Patients satisfied with the dentistry they have received	0	0	N/A	91.4%	92.0%	91.5%
% of Patients satisfied with the time they had to wait for an appointment	0	0	N/A	88.6%	88.1%	87.9%

* This is based on patients treated on this contract for their most recent course of treatment. Figures in italics indicate the base number of FP17s or Patient Questionnaire responses are less than 100. N/A is shown where the base number of responses is less than 10 during the period. % is calculated as Quantity/Base number*100

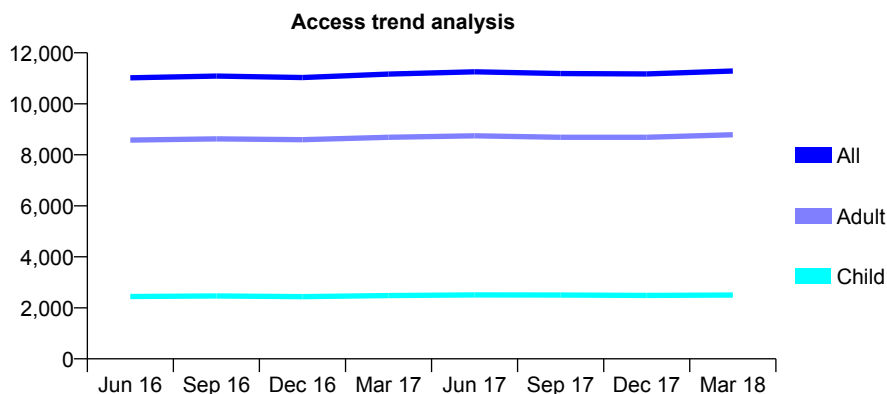
Q65 - Vital Signs At a Glance Contract Report for 913782/0001 - Year end March 2018

Name or company name	MR PJ DRUGAN
Contract type name	GDS Contract
Purpose of contract	General and Orthodontic
Contract start date	01/04/2006
Contract end date	

17/18 Contracted general activity (UDA)	31,020
Carry forward general activity (UDA)	0
17/18 Contracted orthodontic activity (UOA)	1,138
Carry forward orthodontic activity (UOA)	0
Baseline contract value	£751,692.16

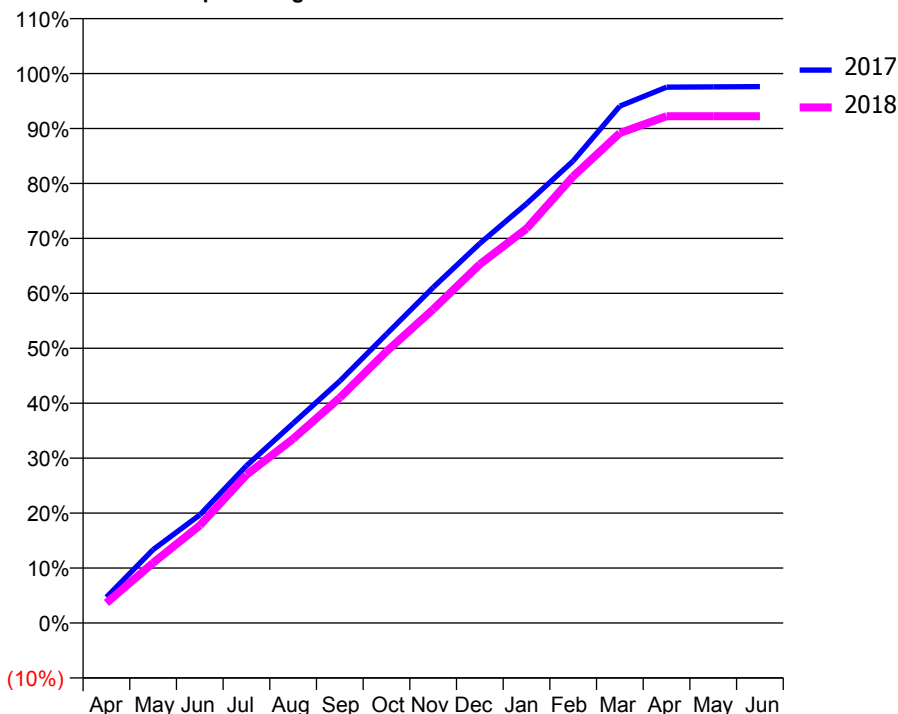
ACCESS*

Patients seen in 24 months	Total	Change since previous quarter
Quarter ending March 2017	11,168	
Quarter ending June 2017	11,255	→
Quarter ending September 2017	11,187	→
Quarter ending December 2017	11,172	→
Quarter ending March 2018	11,286	→
Variance since March 2017	1.1%	→



ACTIVITY

Cumulative percentage of contracted UDA delivered 2017 & 2018



Month	Adjusted Scheduled Activity (UDA)	
	2017	2018
April	1,455	1,131
May	4,143	3,402
June	6,099	5,509
July	8,882	8,370
August	11,273	10,401
September	13,660	12,717
October	16,312	15,332
November	18,946	17,709
December	21,427	20,253
January	23,672	22,262
February	26,086	25,213
March	29,182	27,663
April	30,253	28,608
May	30,268	28,609
June	30,280	28,610

QUALITY

	Quantity	Base Number	Contract	AT	Region	England
% of FP17s for the same patient ID Re-attending within 3 months - Children	516	4,430	11.6%	9.8%	11.5%	11.9%
% of FP17s for the same patient ID Re-attending within 3 months - Adults	1,826	14,215	12.8%	14.4%	15.9%	16.0%
% of FP17s for the same patient ID Re-attending between 3 & 9 months - Children	3,047	4,430	68.8%	61.5%	60.6%	58.3%
% of FP17s for the same patient ID Re-attending between 3 & 9 months - Adults	9,448	14,215	66.5%	52.1%	51.6%	50.3%
% of FP17s for Band 1 Urgent Courses	1,095	16,783	6.5%	8.3%	9.5%	9.1%
% of FP17s Relating to Free Repair or Replacements	125	16,783	0.7%	0.8%	0.7%	0.8%
% of FP17s Relating to Continuations	192	16,783	1.1%	1.2%	1.0%	1.0%
% of Patients satisfied with the dentistry they have received	23	25	92.0%	91.4%	92.0%	91.5%
% of Patients satisfied with the time they had to wait for an appointment	23	25	92.0%	88.6%	88.1%	87.9%

* This is based on patients treated on this contract for their most recent course of treatment. Figures in italics indicate the base number of FP17s or Patient Questionnaire responses are less than 100. N/A is shown where the base number of responses is less than 10 during the period. % is calculated as Quantity/Base number*100

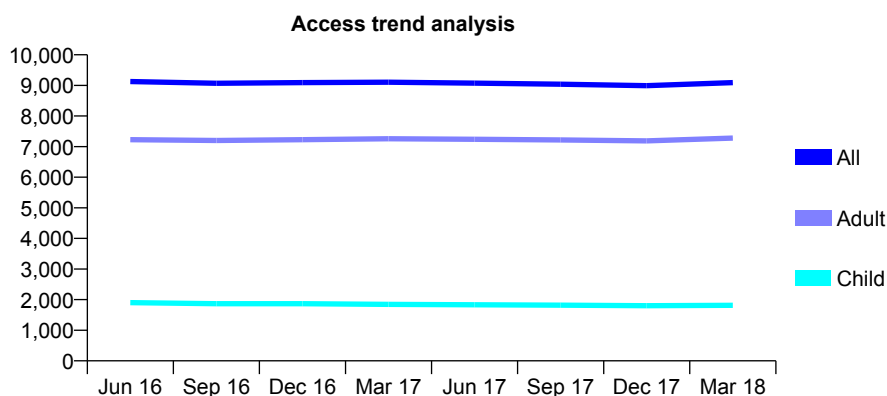
Q65 - Vital Signs At a Glance Contract Report for 913782/0002 - Year end March 2018

Name or company name	MR PJ DRUGAN
Contract type name	GDS Contract
Purpose of contract	General
Contract start date	01/04/2006
Contract end date	

17/18 Contracted general activity (UDA)	27,879
Carry forward general activity (UDA)	908
17/18 Contracted orthodontic activity (UOA)	0
Carry forward orthodontic activity (UOA)	0
Baseline contract value	£691,484.04

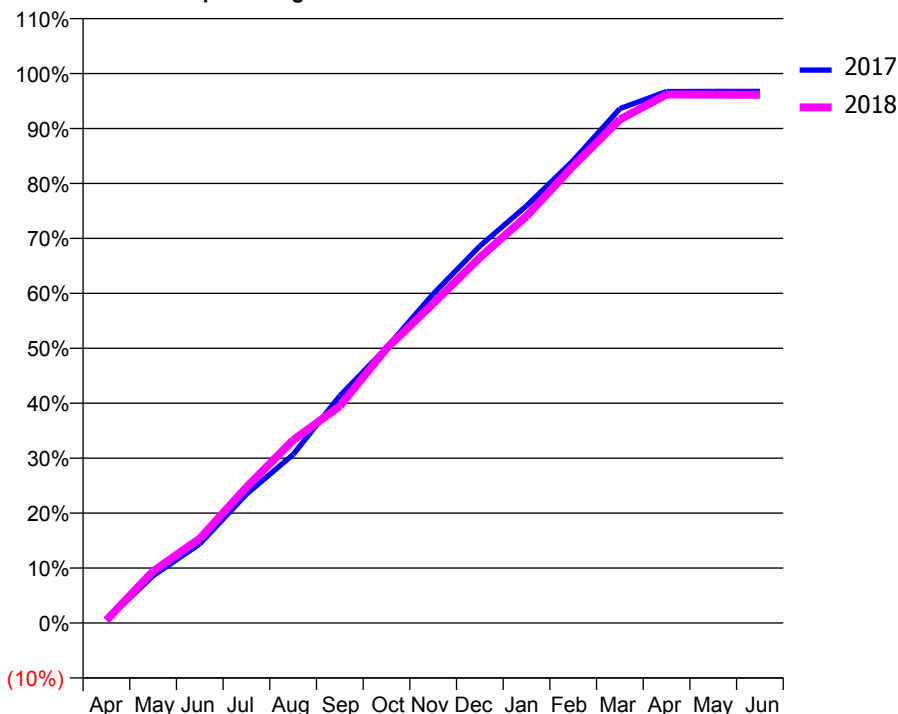
ACCESS*

Patients seen in 24 months	Total	Change since previous quarter
Quarter ending March 2017	9,103	
Quarter ending June 2017	9,074	→
Quarter ending September 2017	9,039	→
Quarter ending December 2017	8,992	→
Quarter ending March 2018	9,092	→
Variance since March 2017	(0.1%)	→



ACTIVITY

Cumulative percentage of contracted UDA delivered 2017 & 2018



Month	Adjusted Scheduled Activity (UDA)	
	2017	2018
April	136	148
May	2,398	2,625
June	4,012	4,285
July	6,542	6,890
August	8,546	9,276
September	11,528	11,004
October	13,970	13,932
November	16,697	16,204
December	19,120	18,538
January	21,164	20,636
February	23,466	23,191
March	26,096	25,543
April	26,966	26,815
May	26,972	26,805
June	26,971	26,804

QUALITY

	Quantity	Base Number	Contract	AT	Region	England
% of FP17s for the same patient ID Re-attending within 3 months - Children	301	3,168	9.5%	9.8%	11.5%	11.9%
% of FP17s for the same patient ID Re-attending within 3 months - Adults	1,590	11,203	14.2%	14.4%	15.9%	16.0%
% of FP17s for the same patient ID Re-attending between 3 & 9 months - Children	2,059	3,168	65.0%	61.5%	60.6%	58.3%
% of FP17s for the same patient ID Re-attending between 3 & 9 months - Adults	6,375	11,203	56.9%	52.1%	51.6%	50.3%
% of FP17s for Band 1 Urgent Courses	925	14,567	6.3%	8.3%	9.5%	9.1%
% of FP17s Relating to Free Repair or Replacements	157	14,567	1.1%	0.8%	0.7%	0.8%
% of FP17s Relating to Continuations	176	14,567	1.2%	1.2%	1.0%	1.0%
% of Patients satisfied with the dentistry they have received	12	13	92.3%	91.4%	92.0%	91.5%
% of Patients satisfied with the time they had to wait for an appointment	11	13	84.6%	88.6%	88.1%	87.9%

* This is based on patients treated on this contract for their most recent course of treatment. Figures in italics indicate the base number of FP17s or Patient Questionnaire responses are less than 100. N/A is shown where the base number of responses is less than 10 during the period. % is calculated as Quantity/Base number*100

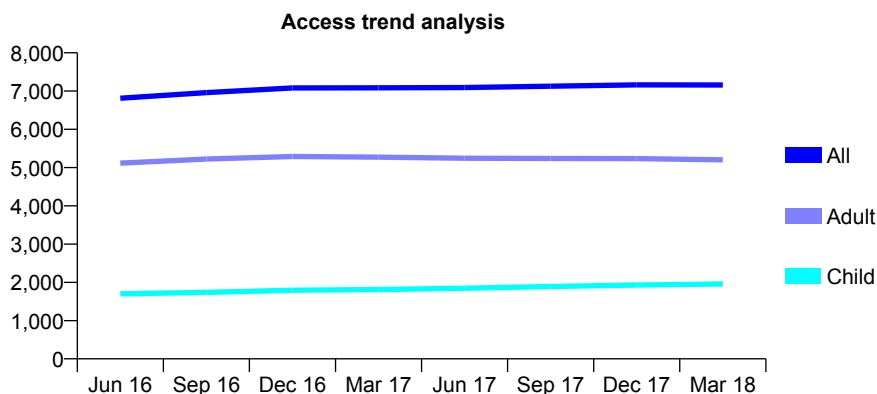
Q65 - Vital Signs At a Glance Contract Report for 929603/0001 - Year end March 2018

Name or company name	MR F TOMAS ALLAHVERDIN
Contract type name	GDS Contract
Purpose of contract	General
Contract start date	01/04/2006
Contract end date	

17/18 Contracted general activity (UDA)	16,989
Carry forward general activity (UDA)	-260
17/18 Contracted orthodontic activity (UOA)	0
Carry forward orthodontic activity (UOA)	0
Baseline contract value	£446,109.73

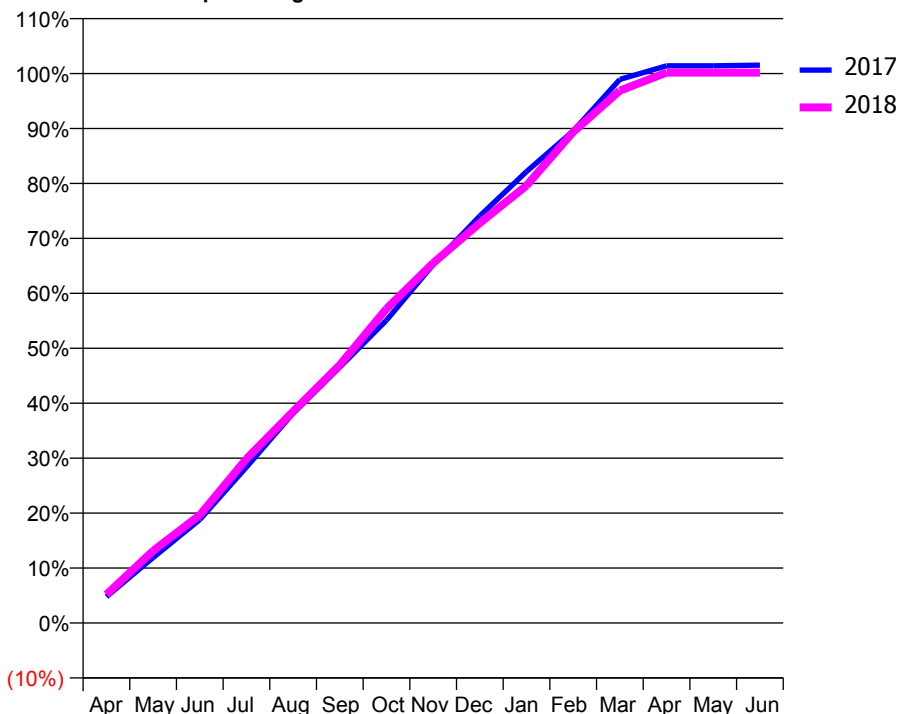
ACCESS*

Patients seen in 24 months	Total	Change since previous quarter
Quarter ending March 2017	7,084	
Quarter ending June 2017	7,092	→
Quarter ending September 2017	7,128	→
Quarter ending December 2017	7,162	→
Quarter ending March 2018	7,158	→
Variance since March 2017	1.0%	→



ACTIVITY

Cumulative percentage of contracted UDA delivered 2017 & 2018



Month	Adjusted Scheduled Activity (UDA)	
	2017	2018
April	814	882
May	2,024	2,234
June	3,196	3,336
July	4,820	5,076
August	6,486	6,542
September	7,909	7,978
October	9,359	9,715
November	11,078	11,131
December	12,584	12,367
January	13,958	13,523
February	15,209	15,181
March	16,804	16,458
April	17,225	17,018
May	17,228	17,017
June	17,249	17,017

QUALITY

	Quantity	Base Number	Contract	AT	Region	England
% of FP17s for the same patient ID Re-attending within 3 months - Children	201	2,750	7.3%	9.8%	11.5%	11.9%
% of FP17s for the same patient ID Re-attending within 3 months - Adults	639	6,531	9.8%	14.4%	15.9%	16.0%
% of FP17s for the same patient ID Re-attending between 3 & 9 months - Children	1,752	2,750	63.7%	61.5%	60.6%	58.3%
% of FP17s for the same patient ID Re-attending between 3 & 9 months - Adults	3,823	6,531	58.5%	52.1%	51.6%	50.3%
% of FP17s for Band 1 Urgent Courses	548	9,338	5.9%	8.3%	9.5%	9.1%
% of FP17s Relating to Free Repair or Replacements	32	9,338	0.3%	0.8%	0.7%	0.8%
% of FP17s Relating to Continuations	34	9,338	0.4%	1.2%	1.0%	1.0%
% of Patients satisfied with the dentistry they have received	7	8	N/A	91.4%	92.0%	91.5%
% of Patients satisfied with the time they had to wait for an appointment	7	8	N/A	88.6%	88.1%	87.9%

* This is based on patients treated on this contract for their most recent course of treatment. Figures in italics indicate the base number of FP17s or Patient Questionnaire responses are less than 100. N/A is shown where the base number of responses is less than 10 during the period. % is calculated as Quantity/Base number*100

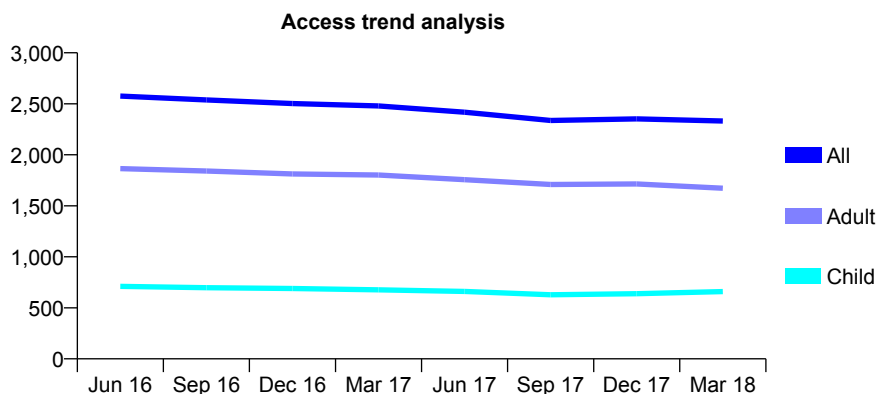
Q65 - Vital Signs At a Glance Contract Report for 941433/0001 - Year end March 2018

Name or company name	MRS M MORADIAN
Contract type name	GDS Contract
Purpose of contract	General
Contract start date	01/04/2006
Contract end date	

17/18 Contracted general activity (UDA)	10,500
Carry forward general activity (UDA)	0
17/18 Contracted orthodontic activity (UOA)	0
Carry forward orthodontic activity (UOA)	0
Baseline contract value	£251,485.20

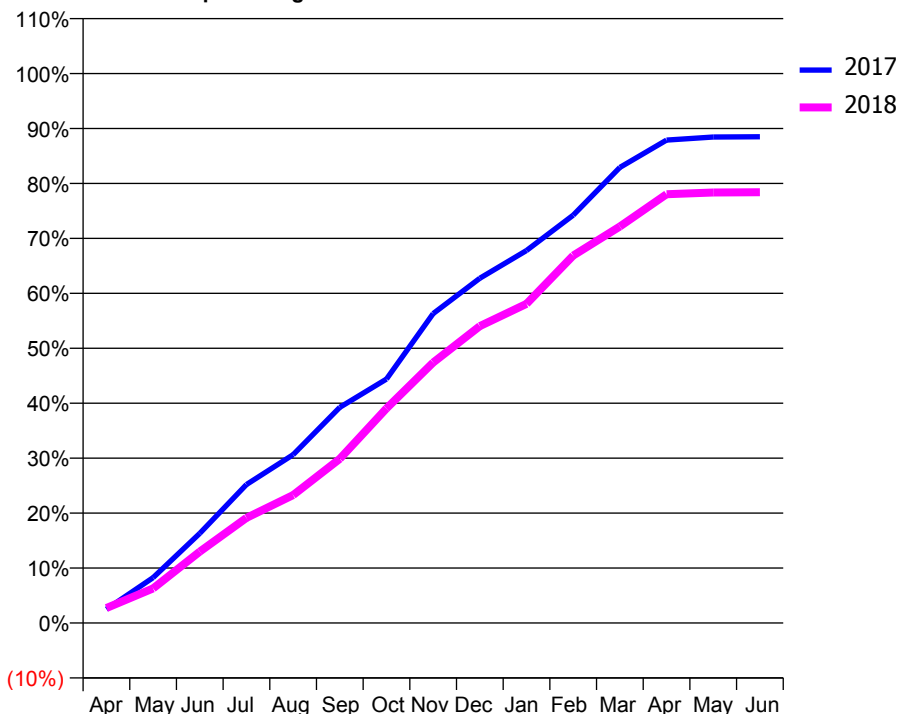
ACCESS*

Patients seen in 24 months	Total	Change since previous quarter
Quarter ending March 2017	2,479	
Quarter ending June 2017	2,417	↓
Quarter ending September 2017	2,337	↓
Quarter ending December 2017	2,352	→
Quarter ending March 2018	2,332	→
Variance since March 2017	(5.9%)	↓



ACTIVITY

Cumulative percentage of contracted UDA delivered 2017 & 2018



Month	Adjusted Scheduled Activity (UDA)	
	2017	2018
April	289	287
May	951	660
June	1,875	1,365
July	2,899	2,010
August	3,523	2,445
September	4,513	3,137
October	5,105	4,102
November	6,477	4,978
December	7,216	5,673
January	7,796	6,099
February	8,536	7,021
March	9,534	7,577
April	10,106	8,194
May	10,170	8,227
June	10,177	8,230

QUALITY

	Quantity	Base Number	Contract	AT	Region	England
% of FP17s for the same patient ID Re-attending within 3 months - Children	66	795	8.3%	9.8%	11.5%	11.9%
% of FP17s for the same patient ID Re-attending within 3 months - Adults	472	2,398	19.7%	14.4%	15.9%	16.0%
% of FP17s for the same patient ID Re-attending between 3 & 9 months - Children	439	795	55.2%	61.5%	60.6%	58.3%
% of FP17s for the same patient ID Re-attending between 3 & 9 months - Adults	1,198	2,398	50.0%	52.1%	51.6%	50.3%
% of FP17s for Band 1 Urgent Courses	464	3,255	14.3%	8.3%	9.5%	9.1%
% of FP17s Relating to Free Repair or Replacements	25	3,255	0.8%	0.8%	0.7%	0.8%
% of FP17s Relating to Continuations	41	3,255	1.3%	1.2%	1.0%	1.0%
% of Patients satisfied with the dentistry they have received	5	5	N/A	91.4%	92.0%	91.5%
% of Patients satisfied with the time they had to wait for an appointment	5	5	N/A	88.6%	88.1%	87.9%

* This is based on patients treated on this contract for their most recent course of treatment. Figures in italics indicate the base number of FP17s or Patient Questionnaire responses are less than 100. N/A is shown where the base number of responses is less than 10 during the period. % is calculated as Quantity/Base number*100

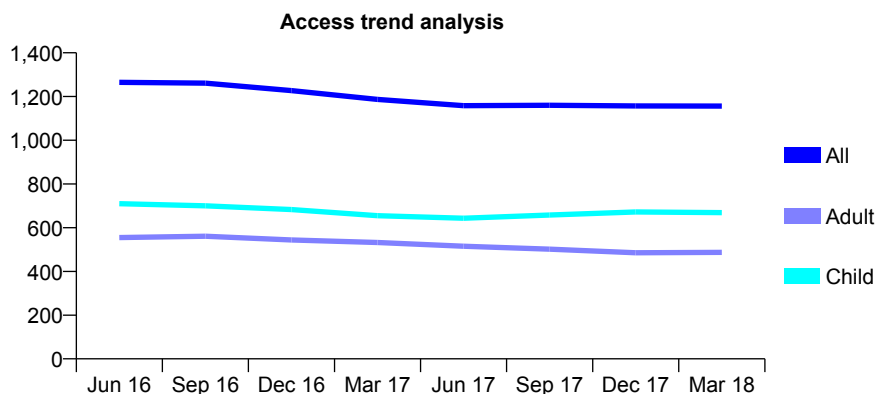
Q65 - Vital Signs At a Glance Contract Report for 962201/0001 - Year end March 2018

Name or company name	MR JC LYLE
Contract type name	GDS Contract
Purpose of contract	General
Contract start date	09/03/2011
Contract end date	

17/18 Contracted general activity (UDA)	2,930
Carry forward general activity (UDA)	-6
17/18 Contracted orthodontic activity (UOA)	0
Carry forward orthodontic activity (UOA)	0
Baseline contract value	£64,914.54

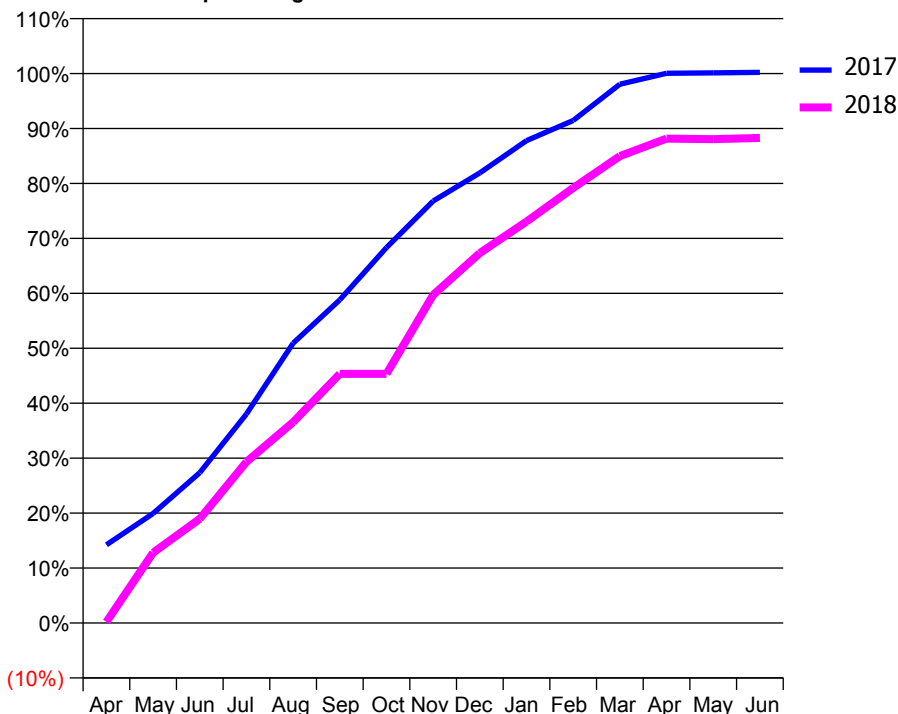
ACCESS*

Patients seen in 24 months	Total	Change since previous quarter
Quarter ending March 2017	1,187	
Quarter ending June 2017	1,158	↓
Quarter ending September 2017	1,160	→
Quarter ending December 2017	1,157	→
Quarter ending March 2018	1,156	→
Variance since March 2017	(2.6%)	↓



ACTIVITY

Cumulative percentage of contracted UDA delivered 2017 & 2018



Month	Adjusted Scheduled Activity (UDA)	
	2017	2018
April	417	6
May	584	375
June	801	556
July	1,114	860
August	1,492	1,071
September	1,723	1,328
October	2,002	1,328
November	2,250	1,749
December	2,400	1,972
January	2,572	2,140
February	2,679	2,319
March	2,873	2,489
April	2,931	2,583
May	2,933	2,580
June	2,936	2,587

QUALITY

	Quantity	Base Number	Contract	AT	Region	England
% of FP17s for the same patient ID Re-attending within 3 months - Children	62	947	6.5%	9.8%	11.5%	11.9%
% of FP17s for the same patient ID Re-attending within 3 months - Adults	119	591	20.1%	14.4%	15.9%	16.0%
% of FP17s for the same patient ID Re-attending between 3 & 9 months - Children	565	947	59.7%	61.5%	60.6%	58.3%
% of FP17s for the same patient ID Re-attending between 3 & 9 months - Adults	268	591	45.3%	52.1%	51.6%	50.3%
% of FP17s for Band 1 Urgent Courses	98	1,560	6.3%	8.3%	9.5%	9.1%
% of FP17s Relating to Free Repair or Replacements	2	1,560	0.1%	0.8%	0.7%	0.8%
% of FP17s Relating to Continuations	6	1,560	0.4%	1.2%	1.0%	1.0%
% of Patients satisfied with the dentistry they have received	1	1	N/A	91.4%	92.0%	91.5%
% of Patients satisfied with the time they had to wait for an appointment	1	1	N/A	88.6%	88.1%	87.9%

* This is based on patients treated on this contract for their most recent course of treatment. Figures in italics indicate the base number of FP17s or Patient Questionnaire responses are less than 100. N/A is shown where the base number of responses is less than 10 during the period. % is calculated as Quantity/Base number*100

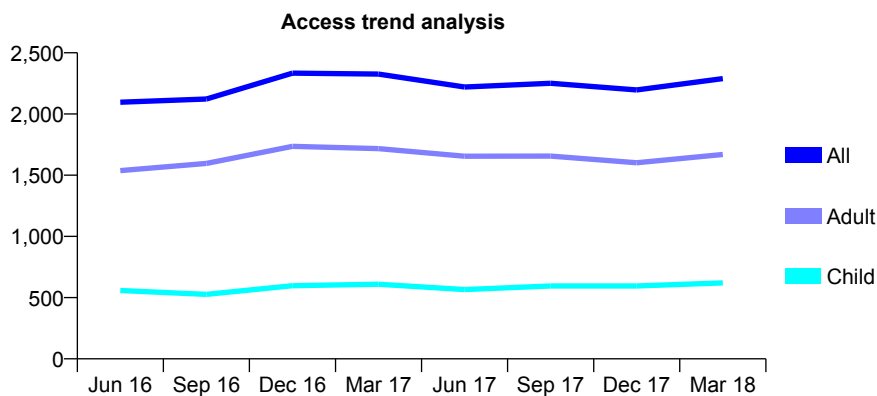
Q65 - Vital Signs At a Glance Contract Report for 995274/0001 - Year end March 2018

Name or company name	MR PW CHAN
Contract type name	GDS Contract
Purpose of contract	General
Contract start date	01/02/2015
Contract end date	

17/18 Contracted general activity (UDA)	6,181
Carry forward general activity (UDA)	-124
17/18 Contracted orthodontic activity (UOA)	0
Carry forward orthodontic activity (UOA)	0
Baseline contract value	£128,598.96

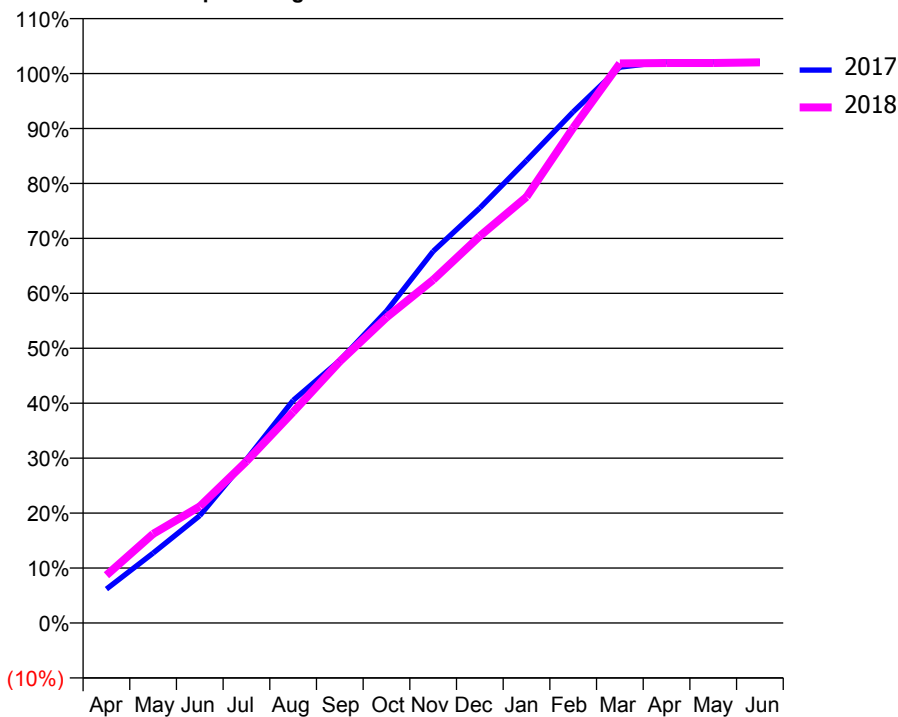
ACCESS*

Patients seen in 24 months	Total	Change since previous quarter
Quarter ending March 2017	2,326	
Quarter ending June 2017	2,221	↓
Quarter ending September 2017	2,251	→
Quarter ending December 2017	2,197	↓
Quarter ending March 2018	2,289	↑
Variance since March 2017	(1.6%)	↓



ACTIVITY

Cumulative percentage of contracted UDA delivered 2017 & 2018



Month	Adjusted Scheduled Activity (UDA)	
	2017	2018
April	381	537
May	786	1,003
June	1,208	1,312
July	1,840	1,819
August	2,504	2,373
September	2,954	2,941
October	3,509	3,437
November	4,182	3,860
December	4,668	4,352
January	5,203	4,793
February	5,749	5,570
March	6,252	6,295
April	6,313	6,299
May	6,312	6,299
June	6,312	6,306

QUALITY

	Quantity	Base Number	Contract	AT	Region	England
% of FP17s for the same patient ID Re-attending within 3 months - Children	61	975	6.3%	9.8%	11.5%	11.9%
% of FP17s for the same patient ID Re-attending within 3 months - Adults	272	2,303	11.8%	14.4%	15.9%	16.0%
% of FP17s for the same patient ID Re-attending between 3 & 9 months - Children	576	975	59.1%	61.5%	60.6%	58.3%
% of FP17s for the same patient ID Re-attending between 3 & 9 months - Adults	1,329	2,303	57.7%	52.1%	51.6%	50.3%
% of FP17s for Band 1 Urgent Courses	191	3,248	5.9%	8.3%	9.5%	9.1%
% of FP17s Relating to Free Repair or Replacements	25	3,248	0.8%	0.8%	0.7%	0.8%
% of FP17s Relating to Continuations	37	3,248	1.1%	1.2%	1.0%	1.0%
% of Patients satisfied with the dentistry they have received	4	4	N/A	91.4%	92.0%	91.5%
% of Patients satisfied with the time they had to wait for an appointment	4	4	N/A	88.6%	88.1%	87.9%

* This is based on patients treated on this contract for their most recent course of treatment. Figures in italics indicate the base number of FP17s or Patient Questionnaire responses are less than 100. N/A is shown where the base number of responses is less than 10 during the period. % is calculated as Quantity/Base number*100

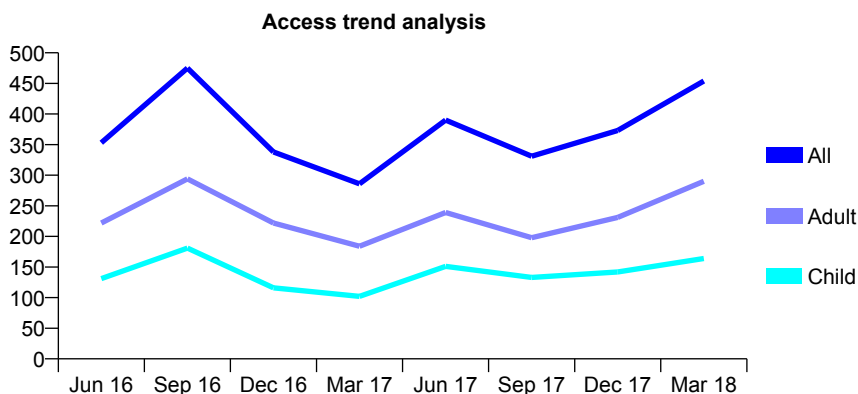
Q65 - Vital Signs At a Glance Contract Report for 995274/0002 - Year end March 2018

Name or company name	MR PW CHAN
Contract type name	GDS Contract
Purpose of contract	General
Contract start date	01/02/2015
Contract end date	

17/18 Contracted general activity (UDA)	1,216
Carry forward general activity (UDA)	3
17/18 Contracted orthodontic activity (UOA)	0
Carry forward orthodontic activity (UOA)	0
Baseline contract value	£25,121.86

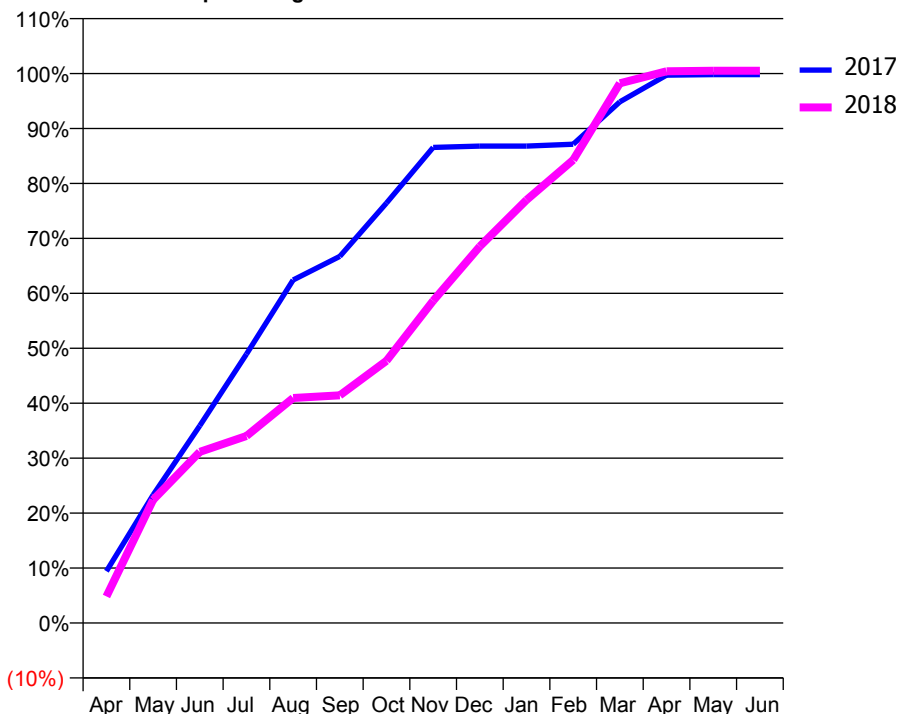
ACCESS*

Patients seen in 24 months	Total	Change since previous quarter
Quarter ending March 2017	286	
Quarter ending June 2017	390	↑
Quarter ending September 2017	331	↓
Quarter ending December 2017	373	↑
Quarter ending March 2018	454	↑
Variance since March 2017	58.7%	↑



ACTIVITY

Cumulative percentage of contracted UDA delivered 2017 & 2018



Month	Adjusted Scheduled Activity (UDA)	
	2017	2018
April	115	59
May	283	273
June	437	379
July	595	414
August	759	498
September	811	504
October	929	580
November	1,052	713
December	1,055	834
January	1,055	936
February	1,059	1,025
March	1,153	1,194
April	1,212	1,221
May	1,213	1,222
June	1,213	1,222

QUALITY

	Quantity	Base Number	Contract	AT	Region	England
% of FP17s for the same patient ID Re-attending within 3 months - Children	6	265	2.3%	9.8%	11.5%	11.9%
% of FP17s for the same patient ID Re-attending within 3 months - Adults	31	423	7.3%	14.4%	15.9%	16.0%
% of FP17s for the same patient ID Re-attending between 3 & 9 months - Children	92	265	34.7%	61.5%	60.6%	58.3%
% of FP17s for the same patient ID Re-attending between 3 & 9 months - Adults	142	423	33.6%	52.1%	51.6%	50.3%
% of FP17s for Band 1 Urgent Courses	25	664	3.8%	8.3%	9.5%	9.1%
% of FP17s Relating to Free Repair or Replacements	8	664	1.2%	0.8%	0.7%	0.8%
% of FP17s Relating to Continuations	7	664	1.1%	1.2%	1.0%	1.0%
% of Patients satisfied with the dentistry they have received	0	0	N/A	91.4%	92.0%	91.5%
% of Patients satisfied with the time they had to wait for an appointment	0	0	N/A	88.6%	88.1%	87.9%

* This is based on patients treated on this contract for their most recent course of treatment. Figures in italics indicate the base number of FP17s or Patient Questionnaire responses are less than 100. N/A is shown where the base number of responses is less than 10 during the period. % is calculated as Quantity/Base number*100

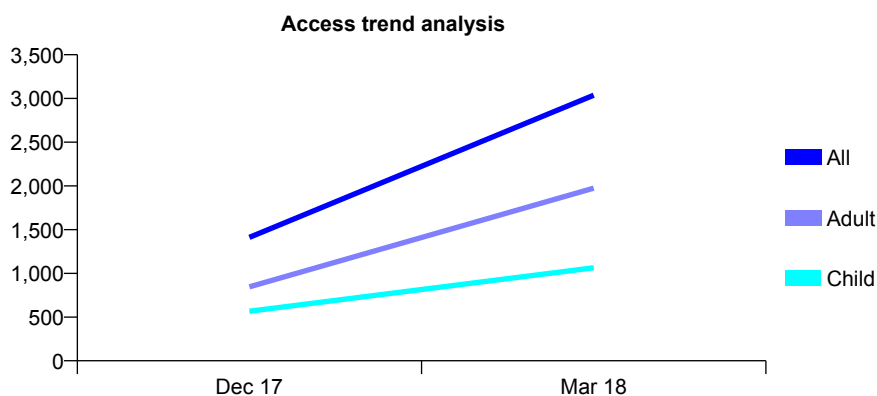
Q66 - Vital Signs At a Glance Contract Report for 100073/0000 - Year end March 2018

Name or company name	Genix Healthcare Saltash Limited
Contract type name	GDS Contract
Purpose of contract	General
Contract start date	01/10/2017
Contract end date	

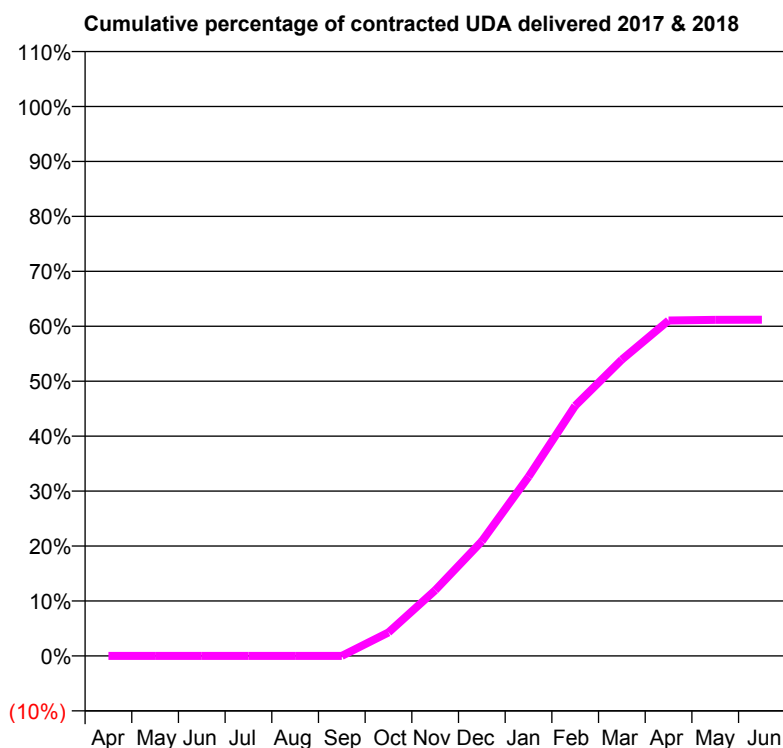
17/18 Contracted general activity (UDA)	9,558
Carry forward general activity (UDA)	0
17/18 Contracted orthodontic activity (UOA)	0
Carry forward orthodontic activity (UOA)	0
Baseline contract value	£250,413.24

ACCESS*

Patients seen in 24 months	Total	Change since previous quarter
Quarter ending March 2017	0	
Quarter ending June 2017	0	
Quarter ending September 2017	0	
Quarter ending December 2017	1,411	↑
Quarter ending March 2018	3,037	↑
Variance since March 2017	N/A	



ACTIVITY



Month	Adjusted Scheduled Activity (UDA)	
	2017	2018
April	0	0
May	0	0
June	0	0
July	0	0
August	0	0
September	0	0
October	0	409
November	0	1,143
December	0	1,997
January	0	3,117
February	0	4,352
March	0	5,155
April	0	5,835
May	0	5,847
June	0	5,848

QUALITY

	Quantity	Base Number	Contract	AT	Region	England
% of FP17s for the same patient ID Re-attending within 3 months - Children	22	1,078	2.0%	10.0%	11.5%	11.9%
% of FP17s for the same patient ID Re-attending within 3 months - Adults	116	2,142	5.4%	14.6%	15.9%	16.0%
% of FP17s for the same patient ID Re-attending between 3 & 9 months - Children	16	1,078	1.5%	59.5%	60.6%	58.3%
% of FP17s for the same patient ID Re-attending between 3 & 9 months - Adults	33	2,142	1.5%	50.4%	51.6%	50.3%
% of FP17s for Band 1 Urgent Courses	389	3,538	11.0%	10.1%	9.5%	9.1%
% of FP17s Relating to Free Repair or Replacements	10	3,538	0.3%	0.9%	0.7%	0.8%
% of FP17s Relating to Continuations	13	3,538	0.4%	1.1%	1.0%	1.0%
% of Patients satisfied with the dentistry they have received	0	0	N/A	92.0%	92.0%	91.5%
% of Patients satisfied with the time they had to wait for an appointment	0	0	N/A	85.9%	88.1%	87.9%

* This is based on patients treated on this contract for their most recent course of treatment. Figures in italics indicate the base number of FP17s or Patient Questionnaire responses are less than 100. N/A is shown where the base number of responses is less than 10 during the period. % is calculated as Quantity/Base number*100

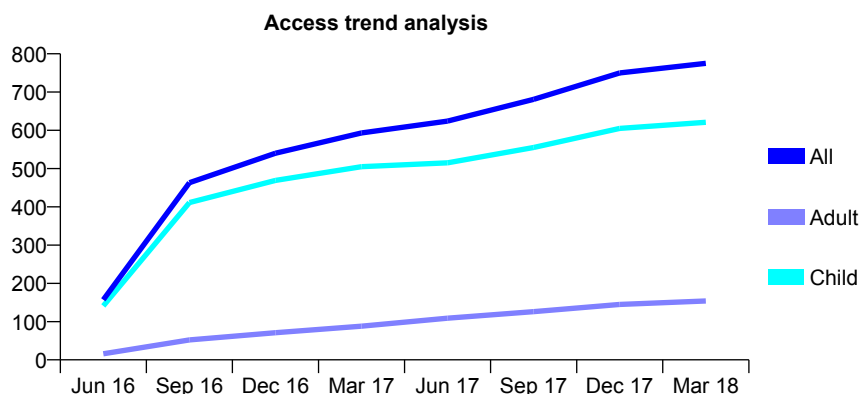
Q66 - Vital Signs At a Glance Contract Report for 100076/0000 - Year end March 2018

Name or company name	Hayle Dental Practice Partnership
Contract type name	GDS Contract
Purpose of contract	General
Contract start date	01/04/2016
Contract end date	

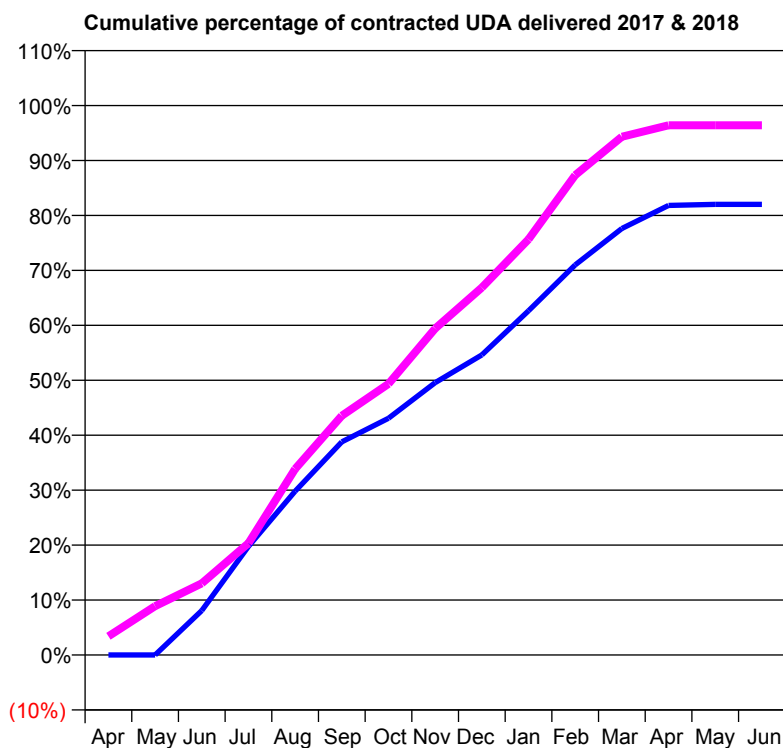
17/18 Contracted general activity (UDA)	1,557
Carry forward general activity (UDA)	0
17/18 Contracted orthodontic activity (UOA)	0
Carry forward orthodontic activity (UOA)	0
Baseline contract value	£41,079.08

ACCESS*

Patients seen in 24 months	Total	Change since previous quarter
Quarter ending March 2017	593	
Quarter ending June 2017	624	↑
Quarter ending September 2017	681	↑
Quarter ending December 2017	750	↑
Quarter ending March 2018	775	↑
Variance since March 2017	30.7%	↑



ACTIVITY



Month	Adjusted Scheduled Activity (UDA)	
	2017	2018
April	0	53
May	0	139
June	126	203
July	308	317
August	464	527
September	604	678
October	671	768
November	772	925
December	850	1,041
January	975	1,178
February	1,105	1,360
March	1,209	1,468
April	1,274	1,501
May	1,277	1,501
June	1,277	1,501

QUALITY

	Quantity	Base Number	Contract	AT	Region	England
% of FP17s for the same patient ID Re-attending within 3 months - Children	77	967	8.0%	10.0%	11.5%	11.9%
% of FP17s for the same patient ID Re-attending within 3 months - Adults	9	106	8.5%	14.6%	15.9%	16.0%
% of FP17s for the same patient ID Re-attending between 3 & 9 months - Children	555	967	57.4%	59.5%	60.6%	58.3%
% of FP17s for the same patient ID Re-attending between 3 & 9 months - Adults	54	106	50.9%	50.4%	51.6%	50.3%
% of FP17s for Band 1 Urgent Courses	55	1,064	5.2%	10.1%	9.5%	9.1%
% of FP17s Relating to Free Repair or Replacements	0	1,064	0.0%	0.9%	0.7%	0.8%
% of FP17s Relating to Continuations	10	1,064	0.9%	1.1%	1.0%	1.0%
% of Patients satisfied with the dentistry they have received	0	0	N/A	92.0%	92.0%	91.5%
% of Patients satisfied with the time they had to wait for an appointment	0	0	N/A	85.9%	88.1%	87.9%

* This is based on patients treated on this contract for their most recent course of treatment. Figures in italics indicate the base number of FP17s or Patient Questionnaire responses are less than 100. N/A is shown where the base number of responses is less than 10 during the period. % is calculated as Quantity/Base number*100

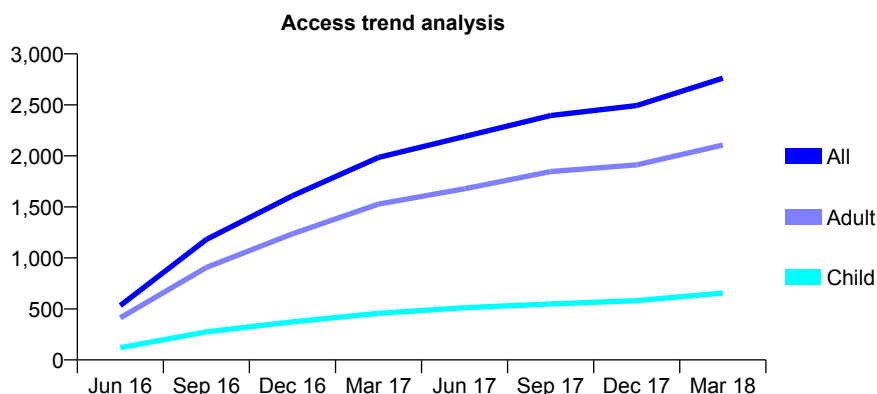
Q66 - Vital Signs At a Glance Contract Report for 100083/0000 - Year end March 2018

Name or company name	PCH Dental CIC
Contract type name	GDS Contract
Purpose of contract	General
Contract start date	01/04/2016
Contract end date	

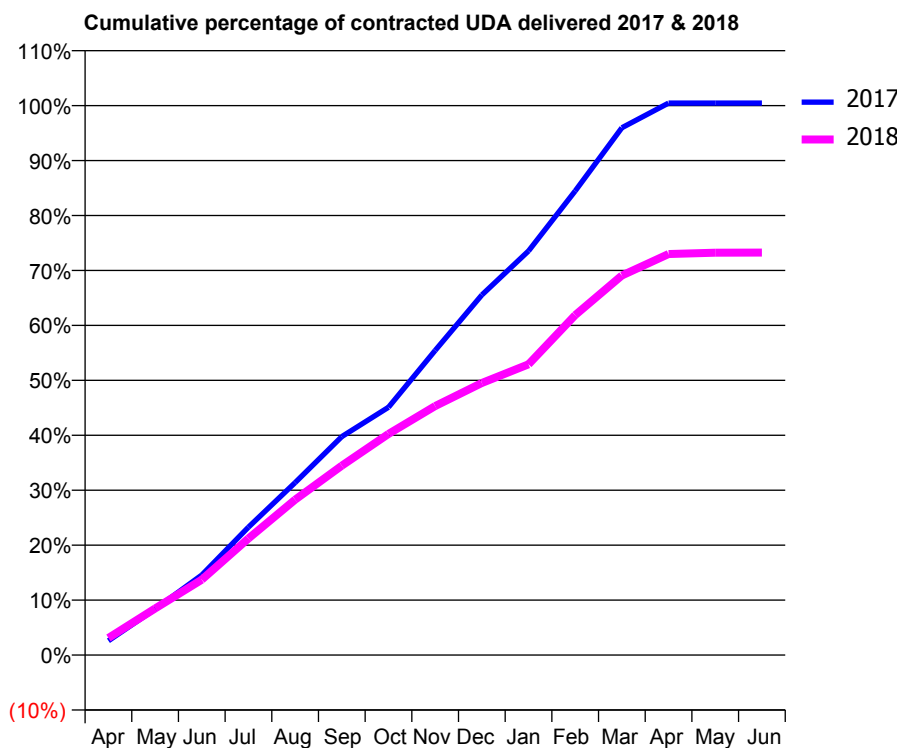
17/18 Contracted general activity (UDA)	10,946
Carry forward general activity (UDA)	-36
17/18 Contracted orthodontic activity (UOA)	0
Carry forward orthodontic activity (UOA)	0
Baseline contract value	£301,113.55

ACCESS*

Patients seen in 24 months	Total	Change since previous quarter
Quarter ending March 2017	1,985	
Quarter ending June 2017	2,190	↑
Quarter ending September 2017	2,395	↑
Quarter ending December 2017	2,493	↑
Quarter ending March 2018	2,762	↑
Variance since March 2017	39.1%	↑



ACTIVITY



Month	Adjusted Scheduled Activity (UDA)	
	2017	2018
April	202	342
May	650	929
June	1,129	1,502
July	1,805	2,323
August	2,432	3,096
September	3,081	3,773
October	3,495	4,406
November	4,297	4,962
December	5,078	5,421
January	5,700	5,793
February	6,545	6,773
March	7,438	7,560
April	7,786	7,989
May	7,786	8,014
June	7,786	8,017

QUALITY

	Quantity	Base Number	Contract	AT	Region	England
% of FP17s for the same patient ID Re-attending within 3 months - Children	48	804	6.0%	10.0%	11.5%	11.9%
% of FP17s for the same patient ID Re-attending within 3 months - Adults	456	2,830	16.1%	14.6%	15.9%	16.0%
% of FP17s for the same patient ID Re-attending between 3 & 9 months - Children	392	804	48.8%	59.5%	60.6%	58.3%
% of FP17s for the same patient ID Re-attending between 3 & 9 months - Adults	1,412	2,830	49.9%	50.4%	51.6%	50.3%
% of FP17s for Band 1 Urgent Courses	333	3,686	9.0%	10.1%	9.5%	9.1%
% of FP17s Relating to Free Repair or Replacements	22	3,686	0.6%	0.9%	0.7%	0.8%
% of FP17s Relating to Continuations	38	3,686	1.0%	1.1%	1.0%	1.0%
% of Patients satisfied with the dentistry they have received	9	10	90.0%	92.0%	92.0%	91.5%
% of Patients satisfied with the time they had to wait for an appointment	9	10	90.0%	85.9%	88.1%	87.9%

* This is based on patients treated on this contract for their most recent course of treatment. Figures in italics indicate the base number of FP17s or Patient Questionnaire responses are less than 100. N/A is shown where the base number of responses is less than 10 during the period. % is calculated as Quantity/Base number*100

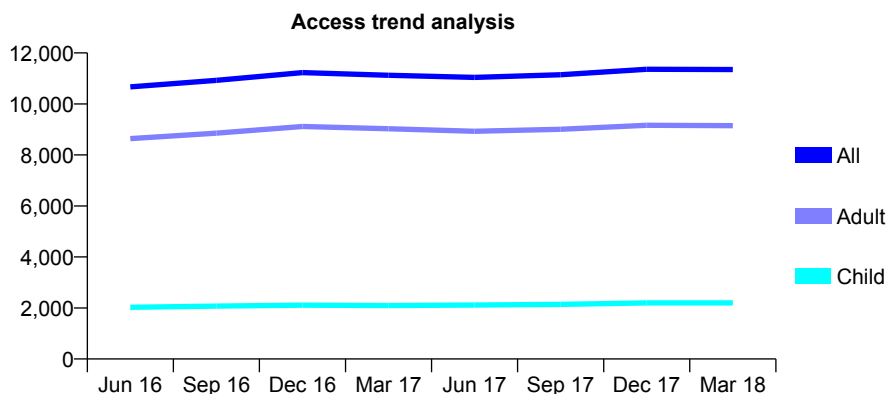
Q66 - Vital Signs At a Glance Contract Report for 101192/0007 - Year end March 2018

Name or company name	Community Dental Centres Ltd
Contract type name	GDS Contract
Purpose of contract	General and Orthodontic
Contract start date	01/04/2006
Contract end date	

17/18 Contracted general activity (UDA)	31,000
Carry forward general activity (UDA)	0
17/18 Contracted orthodontic activity (UOA)	3,677
Carry forward orthodontic activity (UOA)	0
Baseline contract value	£1,075,983.19

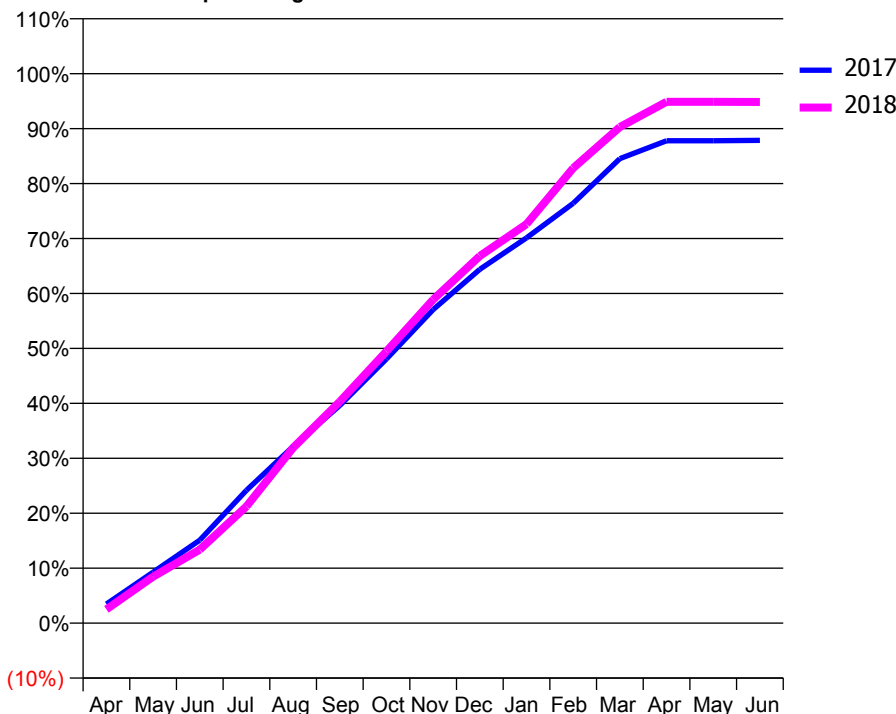
ACCESS*

Patients seen in 24 months	Total	Change since previous quarter
Quarter ending March 2017	11,122	
Quarter ending June 2017	11,042	→
Quarter ending September 2017	11,147	→
Quarter ending December 2017	11,360	→
Quarter ending March 2018	11,348	→
Variance since March 2017	2.0%	↑



ACTIVITY

Cumulative percentage of contracted UDA delivered 2017 & 2018



Month	Adjusted Scheduled Activity (UDA)	
	2017	2018
April	1,253	782
May	3,345	2,624
June	5,440	4,150
July	8,702	6,588
August	11,583	9,898
September	14,265	12,496
October	17,313	15,337
November	20,544	18,254
December	23,181	20,718
January	25,241	22,514
February	27,504	25,672
March	30,434	27,991
April	31,606	29,407
May	31,607	29,411
June	31,633	29,405

QUALITY

	Quantity	Base Number	Contract	AT	Region	England
% of FP17s for the same patient ID Re-attending within 3 months - Children	311	2,966	10.5%	10.0%	11.5%	11.9%
% of FP17s for the same patient ID Re-attending within 3 months - Adults	1,123	10,481	10.7%	14.6%	15.9%	16.0%
% of FP17s for the same patient ID Re-attending between 3 & 9 months - Children	1,335	2,966	45.0%	59.5%	60.6%	58.3%
% of FP17s for the same patient ID Re-attending between 3 & 9 months - Adults	5,047	10,481	48.2%	50.4%	51.6%	50.3%
% of FP17s for Band 1 Urgent Courses	1,181	13,000	9.1%	10.1%	9.5%	9.1%
% of FP17s Relating to Free Repair or Replacements	44	13,000	0.3%	0.9%	0.7%	0.8%
% of FP17s Relating to Continuations	85	13,000	0.7%	1.1%	1.0%	1.0%
% of Patients satisfied with the dentistry they have received	11	11	100.0%	92.0%	92.0%	91.5%
% of Patients satisfied with the time they had to wait for an appointment	10	11	90.9%	85.9%	88.1%	87.9%

* This is based on patients treated on this contract for their most recent course of treatment. Figures in italics indicate the base number of FP17s or Patient Questionnaire responses are less than 100. N/A is shown where the base number of responses is less than 10 during the period. % is calculated as Quantity/Base number*100

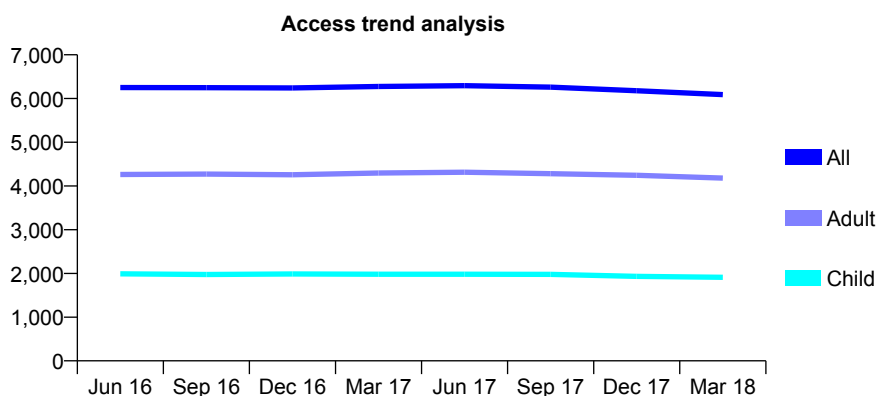
Q66 - Vital Signs At a Glance Contract Report for 101281/0062 - Year end March 2018

Name or company name	OASIS DENTAL CARE LTD
Contract type name	GDS Contract
Purpose of contract	General
Contract start date	01/04/2006
Contract end date	

17/18 Contracted general activity (UDA)	17,010
Carry forward general activity (UDA)	553
17/18 Contracted orthodontic activity (UOA)	0
Carry forward orthodontic activity (UOA)	0
Baseline contract value	£385,899.62

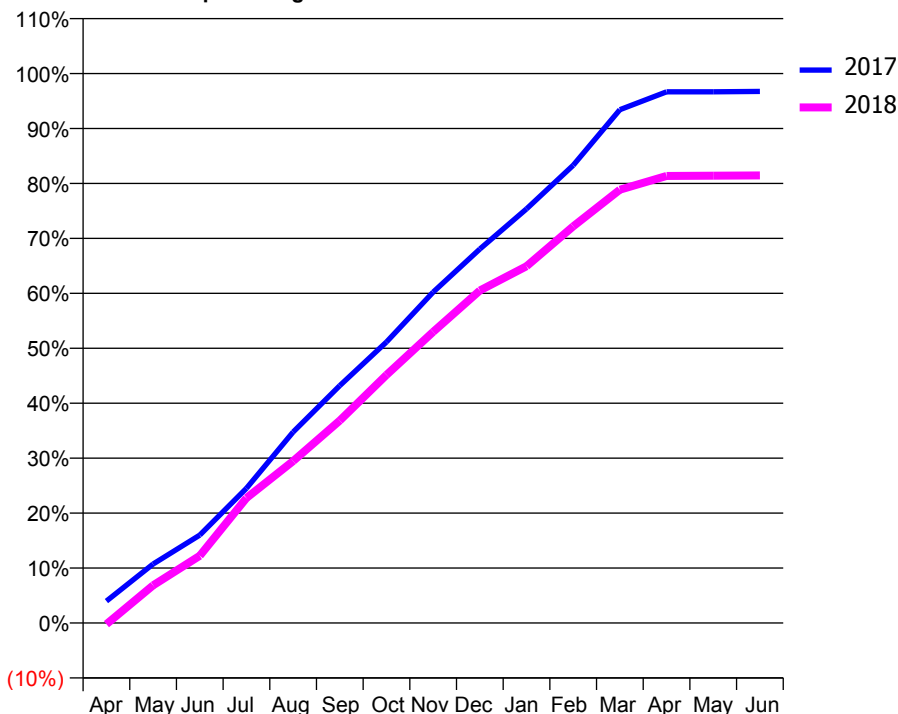
ACCESS*

Patients seen in 24 months	Total	Change since previous quarter
Quarter ending March 2017	6,277	
Quarter ending June 2017	6,293	→
Quarter ending September 2017	6,259	→
Quarter ending December 2017	6,178	↓
Quarter ending March 2018	6,091	↓
Variance since March 2017	(3.0%)	↓



ACTIVITY

Cumulative percentage of contracted UDA delivered 2017 & 2018



Month	Adjusted Scheduled Activity (UDA)	
	2017	2018
April	679	-41
May	1,828	1,165
June	2,723	2,082
July	4,171	3,870
August	5,914	5,013
September	7,351	6,270
October	8,697	7,679
November	10,245	9,014
December	11,578	10,292
January	12,821	11,044
February	14,169	12,278
March	15,889	13,413
April	16,445	13,838
May	16,445	13,848
June	16,457	13,854

QUALITY

	Quantity	Base Number	Contract	AT	Region	England
% of FP17s for the same patient ID Re-attending within 3 months - Children	140	2,924	4.8%	10.0%	11.5%	11.9%
% of FP17s for the same patient ID Re-attending within 3 months - Adults	589	5,698	10.3%	14.6%	15.9%	16.0%
% of FP17s for the same patient ID Re-attending between 3 & 9 months - Children	2,063	2,924	70.6%	59.5%	60.6%	58.3%
% of FP17s for the same patient ID Re-attending between 3 & 9 months - Adults	3,614	5,698	63.4%	50.4%	51.6%	50.3%
% of FP17s for Band 1 Urgent Courses	425	8,556	5.0%	10.1%	9.5%	9.1%
% of FP17s Relating to Free Repair or Replacements	59	8,556	0.7%	0.9%	0.7%	0.8%
% of FP17s Relating to Continuations	19	8,556	0.2%	1.1%	1.0%	1.0%
% of Patients satisfied with the dentistry they have received	2	2	N/A	92.0%	92.0%	91.5%
% of Patients satisfied with the time they had to wait for an appointment	2	2	N/A	85.9%	88.1%	87.9%

* This is based on patients treated on this contract for their most recent course of treatment. Figures in italics indicate the base number of FP17s or Patient Questionnaire responses are less than 100. N/A is shown where the base number of responses is less than 10 during the period. % is calculated as Quantity/Base number*100

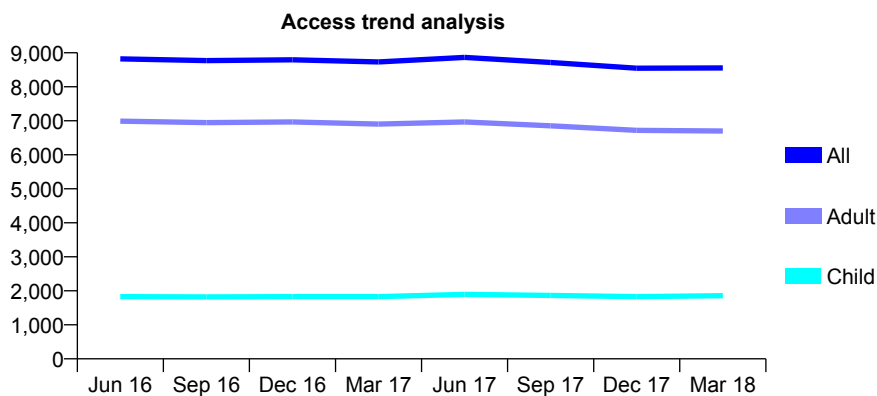
Q66 - Vital Signs At a Glance Contract Report for 101281/0165 - Year end March 2018

Name or company name	OASIS DENTAL CARE LTD
Contract type name	GDS Contract
Purpose of contract	General
Contract start date	10/04/2007
Contract end date	

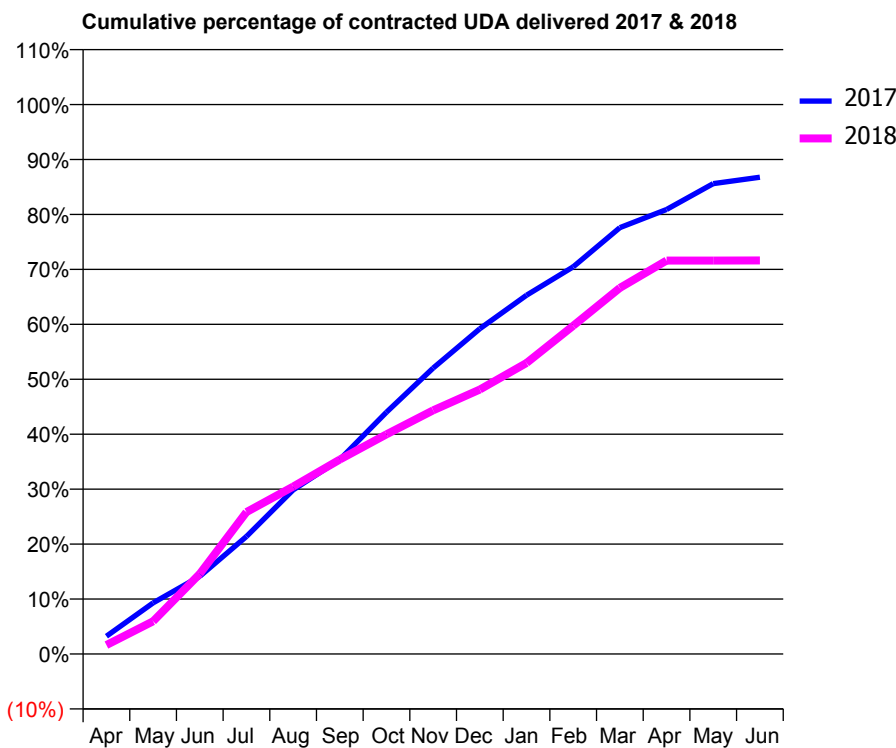
17/18 Contracted general activity (UDA)	30,000
Carry forward general activity (UDA)	0
17/18 Contracted orthodontic activity (UOA)	0
Carry forward orthodontic activity (UOA)	0
Baseline contract value	£694,601.05

ACCESS*

Patients seen in 24 months	Total	Change since previous quarter
Quarter ending March 2017	8,733	
Quarter ending June 2017	8,863	→
Quarter ending September 2017	8,717	↓
Quarter ending December 2017	8,548	↓
Quarter ending March 2018	8,556	→
Variance since March 2017	(2.0%)	↓



ACTIVITY



Month	Adjusted Scheduled Activity (UDA)	
	2017	2018
April	973	492
May	2,793	1,789
June	4,239	4,382
July	6,416	7,753
August	8,957	9,140
September	10,621	10,621
October	13,199	11,995
November	15,612	13,308
December	17,762	14,439
January	19,587	15,887
February	21,139	17,919
March	23,279	19,985
April	24,270	21,480
May	25,678	21,481
June	26,032	21,486

QUALITY

	Quantity	Base Number	Contract	AT	Region	England
% of FP17s for the same patient ID Re-attending within 3 months - Children	144	2,674	5.4%	10.0%	11.5%	11.9%
% of FP17s for the same patient ID Re-attending within 3 months - Adults	1,075	9,141	11.8%	14.6%	15.9%	16.0%
% of FP17s for the same patient ID Re-attending between 3 & 9 months - Children	1,486	2,674	55.6%	59.5%	60.6%	58.3%
% of FP17s for the same patient ID Re-attending between 3 & 9 months - Adults	4,804	9,141	52.6%	50.4%	51.6%	50.3%
% of FP17s for Band 1 Urgent Courses	921	10,841	8.5%	10.1%	9.5%	9.1%
% of FP17s Relating to Free Repair or Replacements	102	10,841	0.9%	0.9%	0.7%	0.8%
% of FP17s Relating to Continuations	69	10,841	0.6%	1.1%	1.0%	1.0%
% of Patients satisfied with the dentistry they have received	22	23	95.7%	92.0%	92.0%	91.5%
% of Patients satisfied with the time they had to wait for an appointment	18	23	78.3%	85.9%	88.1%	87.9%

* This is based on patients treated on this contract for their most recent course of treatment. Figures in italics indicate the base number of FP17s or Patient Questionnaire responses are less than 100. N/A is shown where the base number of responses is less than 10 during the period. % is calculated as Quantity/Base number*100

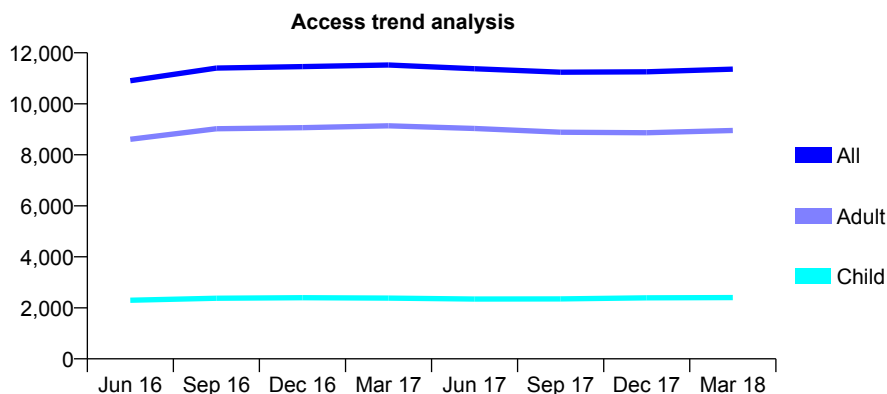
Q66 - Vital Signs At a Glance Contract Report for 101281/0169 - Year end March 2018

Name or company name	OASIS DENTAL CARE LTD
Contract type name	GDS Contract
Purpose of contract	General
Contract start date	01/06/2007
Contract end date	

17/18 Contracted general activity (UDA)	33,000
Carry forward general activity (UDA)	-417
17/18 Contracted orthodontic activity (UOA)	0
Carry forward orthodontic activity (UOA)	0
Baseline contract value	£743,501.22

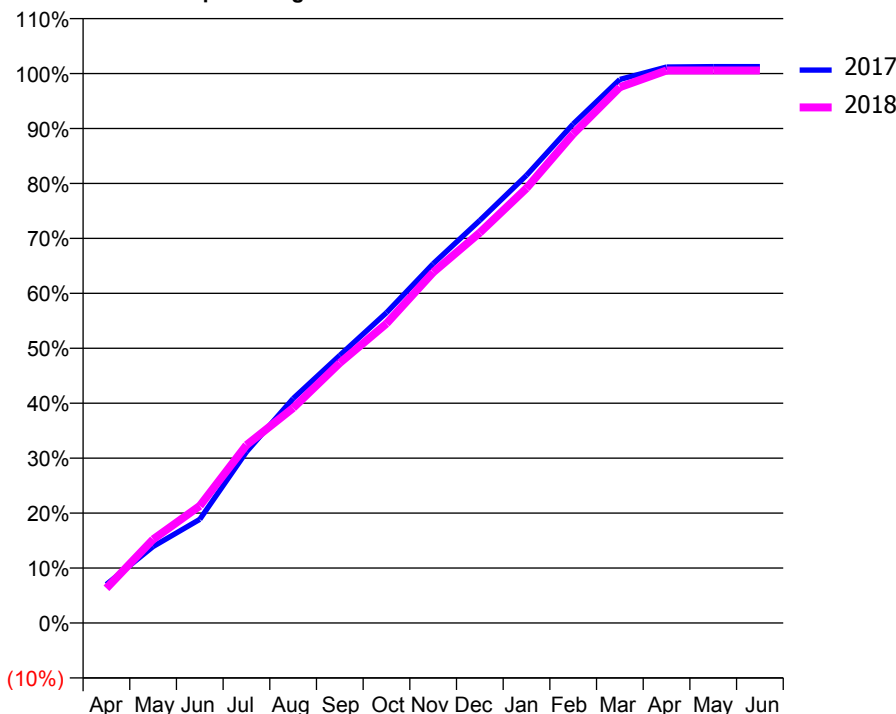
ACCESS*

Patients seen in 24 months	Total	Change since previous quarter
Quarter ending March 2017	11,519	
Quarter ending June 2017	11,376	↓
Quarter ending September 2017	11,240	↓
Quarter ending December 2017	11,256	→
Quarter ending March 2018	11,357	→
Variance since March 2017	(1.4%)	↓



ACTIVITY

Cumulative percentage of contracted UDA delivered 2017 & 2018



Month	Adjusted Scheduled Activity (UDA)	
	2017	2018
April	2,321	2,083
May	4,593	5,026
June	6,223	7,034
July	10,276	10,687
August	13,483	12,916
September	16,075	15,621
October	18,636	17,981
November	21,580	21,056
December	24,182	23,447
January	26,889	26,112
February	29,967	29,373
March	32,642	32,182
April	33,388	33,180
May	33,418	33,183
June	33,417	33,185

QUALITY

	Quantity	Base Number	Contract	AT	Region	England
% of FP17s for the same patient ID Re-attending within 3 months - Children	258	3,771	6.8%	10.0%	11.5%	11.9%
% of FP17s for the same patient ID Re-attending within 3 months - Adults	2,015	13,657	14.8%	14.6%	15.9%	16.0%
% of FP17s for the same patient ID Re-attending between 3 & 9 months - Children	2,472	3,771	65.6%	59.5%	60.6%	58.3%
% of FP17s for the same patient ID Re-attending between 3 & 9 months - Adults	8,682	13,657	63.6%	50.4%	51.6%	50.3%
% of FP17s for Band 1 Urgent Courses	1,940	17,565	11.0%	10.1%	9.5%	9.1%
% of FP17s Relating to Free Repair or Replacements	220	17,565	1.3%	0.9%	0.7%	0.8%
% of FP17s Relating to Continuations	42	17,565	0.2%	1.1%	1.0%	1.0%
% of Patients satisfied with the dentistry they have received	11	12	91.7%	92.0%	92.0%	91.5%
% of Patients satisfied with the time they had to wait for an appointment	11	12	91.7%	85.9%	88.1%	87.9%

* This is based on patients treated on this contract for their most recent course of treatment. Figures in italics indicate the base number of FP17s or Patient Questionnaire responses are less than 100. N/A is shown where the base number of responses is less than 10 during the period. % is calculated as Quantity/Base number*100

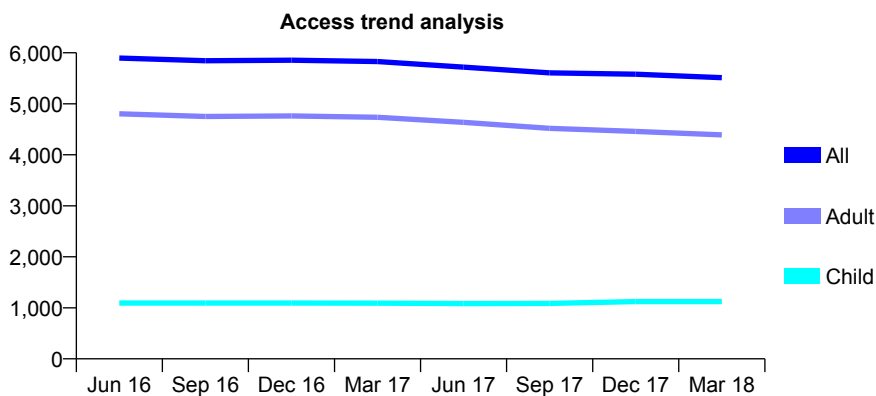
Q66 - Vital Signs At a Glance Contract Report for 101338/0027 - Year end March 2018

Name or company name	Whitecross Dental Care Limited
Contract type name	GDS Contract
Purpose of contract	General
Contract start date	01/04/2006
Contract end date	

17/18 Contracted general activity (UDA)	19,823
Carry forward general activity (UDA)	0
17/18 Contracted orthodontic activity (UOA)	0
Carry forward orthodontic activity (UOA)	0
Baseline contract value	£578,279.79

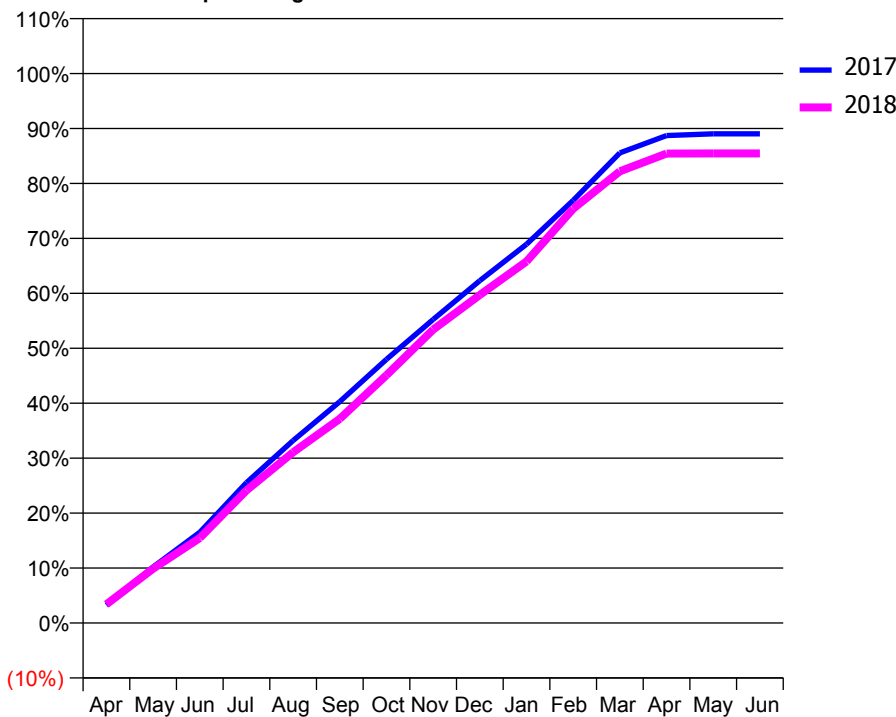
ACCESS*

Patients seen in 24 months	Total	Change since previous quarter
Quarter ending March 2017	5,829	
Quarter ending June 2017	5,719	↓
Quarter ending September 2017	5,606	↓
Quarter ending December 2017	5,581	→
Quarter ending March 2018	5,512	↓
Variance since March 2017	(5.4%)	↓



ACTIVITY

Cumulative percentage of contracted UDA delivered 2017 & 2018



Month	Adjusted Scheduled Activity (UDA)	
	2017	2018
April	637	675
May	2,025	1,962
June	3,273	3,067
July	5,061	4,782
August	6,582	6,159
September	7,989	7,365
October	9,514	8,941
November	10,949	10,586
December	12,352	11,835
January	13,666	13,044
February	15,246	14,941
March	16,960	16,294
April	17,582	16,937
May	17,645	16,942
June	17,648	16,941

QUALITY

	Quantity	Base Number	Contract	AT	Region	England
% of FP17s for the same patient ID Re-attending within 3 months - Children	92	1,605	5.7%	10.0%	11.5%	11.9%
% of FP17s for the same patient ID Re-attending within 3 months - Adults	940	6,463	14.5%	14.6%	15.9%	16.0%
% of FP17s for the same patient ID Re-attending between 3 & 9 months - Children	994	1,605	61.9%	59.5%	60.6%	58.3%
% of FP17s for the same patient ID Re-attending between 3 & 9 months - Adults	3,965	6,463	61.3%	50.4%	51.6%	50.3%
% of FP17s for Band 1 Urgent Courses	426	8,058	5.3%	10.1%	9.5%	9.1%
% of FP17s Relating to Free Repair or Replacements	58	8,058	0.7%	0.9%	0.7%	0.8%
% of FP17s Relating to Continuations	195	8,058	2.4%	1.1%	1.0%	1.0%
% of Patients satisfied with the dentistry they have received	12	12	100.0%	92.0%	92.0%	91.5%
% of Patients satisfied with the time they had to wait for an appointment	11	12	91.7%	85.9%	88.1%	87.9%

* This is based on patients treated on this contract for their most recent course of treatment. Figures in italics indicate the base number of FP17s or Patient Questionnaire responses are less than 100. N/A is shown where the base number of responses is less than 10 during the period. % is calculated as Quantity/Base number*100

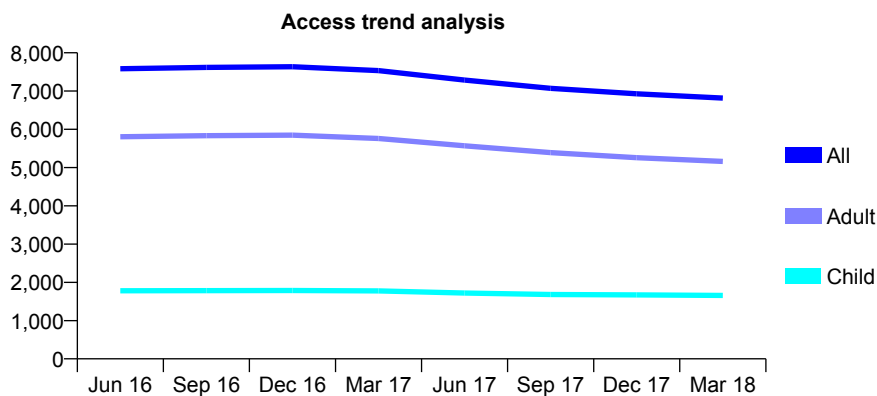
Q66 - Vital Signs At a Glance Contract Report for 101338/0077 - Year end March 2018

Name or company name	Whitecross Dental Care Limited
Contract type name	GDS Contract
Purpose of contract	General
Contract start date	09/03/2009
Contract end date	

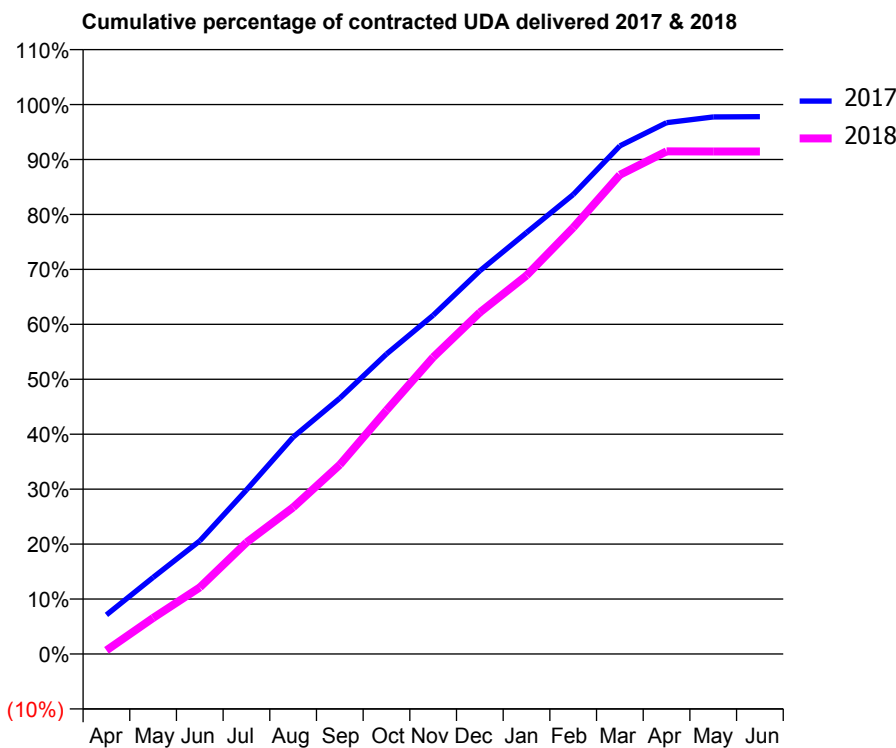
17/18 Contracted general activity (UDA)	17,500
Carry forward general activity (UDA)	453
17/18 Contracted orthodontic activity (UOA)	0
Carry forward orthodontic activity (UOA)	0
Baseline contract value	£466,048.97

ACCESS*

Patients seen in 24 months	Total	Change since previous quarter
Quarter ending March 2017	7,536	
Quarter ending June 2017	7,288	↓
Quarter ending September 2017	7,071	↓
Quarter ending December 2017	6,927	↓
Quarter ending March 2018	6,817	↓
Variance since March 2017	(9.5%)	↓



ACTIVITY



Month	Adjusted Scheduled Activity (UDA)	
	2017	2018
April	1,461	117
May	2,860	1,148
June	4,223	2,123
July	6,124	3,553
August	8,093	4,670
September	9,545	6,028
October	11,188	7,761
November	12,640	9,452
December	14,296	10,879
January	15,724	12,056
February	17,142	13,577
March	18,957	15,259
April	19,822	16,009
May	20,034	16,005
June	20,047	16,005

QUALITY

	Quantity	Base Number	Contract	AT	Region	England
% of FP17s for the same patient ID Re-attending within 3 months - Children	128	2,066	6.2%	10.0%	11.5%	11.9%
% of FP17s for the same patient ID Re-attending within 3 months - Adults	603	5,428	11.1%	14.6%	15.9%	16.0%
% of FP17s for the same patient ID Re-attending between 3 & 9 months - Children	897	2,066	43.4%	59.5%	60.6%	58.3%
% of FP17s for the same patient ID Re-attending between 3 & 9 months - Adults	1,905	5,428	35.1%	50.4%	51.6%	50.3%
% of FP17s for Band 1 Urgent Courses	474	7,276	6.5%	10.1%	9.5%	9.1%
% of FP17s Relating to Free Repair or Replacements	27	7,276	0.4%	0.9%	0.7%	0.8%
% of FP17s Relating to Continuations	99	7,276	1.4%	1.1%	1.0%	1.0%
% of Patients satisfied with the dentistry they have received	18	20	90.0%	92.0%	92.0%	91.5%
% of Patients satisfied with the time they had to wait for an appointment	16	20	80.0%	85.9%	88.1%	87.9%

* This is based on patients treated on this contract for their most recent course of treatment. Figures in italics indicate the base number of FP17s or Patient Questionnaire responses are less than 100. N/A is shown where the base number of responses is less than 10 during the period. % is calculated as Quantity/Base number*100

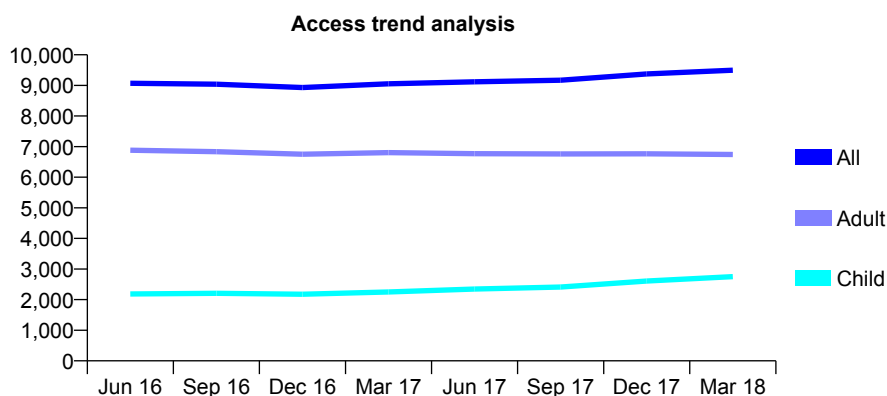
Q66 - Vital Signs At a Glance Contract Report for 101338/0078 - Year end March 2018

Name or company name	Whitecross Dental Care Limited
Contract type name	GDS Contract
Purpose of contract	General
Contract start date	15/04/2009
Contract end date	

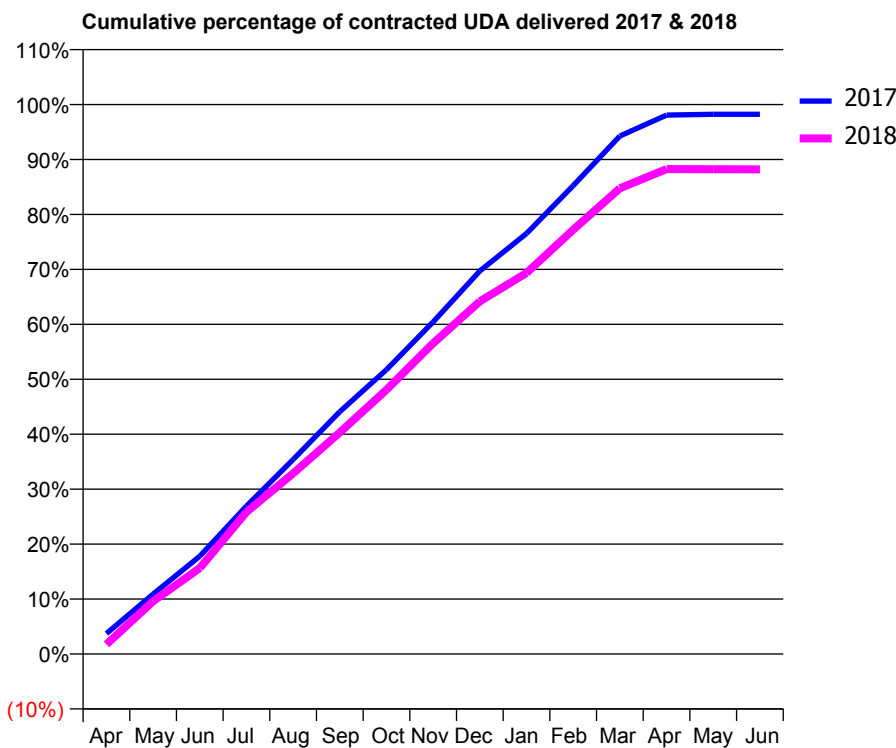
17/18 Contracted general activity (UDA)	30,025
Carry forward general activity (UDA)	465
17/18 Contracted orthodontic activity (UOA)	0
Carry forward orthodontic activity (UOA)	0
Baseline contract value	£685,377.36

ACCESS*

Patients seen in 24 months	Total	Change since previous quarter
Quarter ending March 2017	9,054	
Quarter ending June 2017	9,117	→
Quarter ending September 2017	9,172	→
Quarter ending December 2017	9,373	↑
Quarter ending March 2018	9,495	→
Variance since March 2017	4.9%	↑



ACTIVITY



Month	Adjusted Scheduled Activity (UDA)	
	2017	2018
April	969	526
May	2,834	2,879
June	4,626	4,695
July	7,003	7,757
August	9,204	9,866
September	11,468	12,104
October	13,456	14,434
November	15,714	16,977
December	18,123	19,271
January	19,895	20,820
February	22,160	23,179
March	24,507	25,446
April	25,500	26,493
May	25,540	26,489
June	25,535	26,482

QUALITY

	Quantity	Base Number	Contract	AT	Region	England
% of FP17s for the same patient ID Re-attending within 3 months - Children	174	3,888	4.5%	10.0%	11.5%	11.9%
% of FP17s for the same patient ID Re-attending within 3 months - Adults	731	9,129	8.0%	14.6%	15.9%	16.0%
% of FP17s for the same patient ID Re-attending between 3 & 9 months - Children	2,081	3,888	53.5%	59.5%	60.6%	58.3%
% of FP17s for the same patient ID Re-attending between 3 & 9 months - Adults	5,385	9,129	59.0%	50.4%	51.6%	50.3%
% of FP17s for Band 1 Urgent Courses	392	13,058	3.0%	10.1%	9.5%	9.1%
% of FP17s Relating to Free Repair or Replacements	48	13,058	0.4%	0.9%	0.7%	0.8%
% of FP17s Relating to Continuations	204	13,058	1.6%	1.1%	1.0%	1.0%
% of Patients satisfied with the dentistry they have received	13	13	100.0%	92.0%	92.0%	91.5%
% of Patients satisfied with the time they had to wait for an appointment	12	13	92.3%	85.9%	88.1%	87.9%

* This is based on patients treated on this contract for their most recent course of treatment. Figures in italics indicate the base number of FP17s or Patient Questionnaire responses are less than 100. N/A is shown where the base number of responses is less than 10 during the period. % is calculated as Quantity/Base number*100

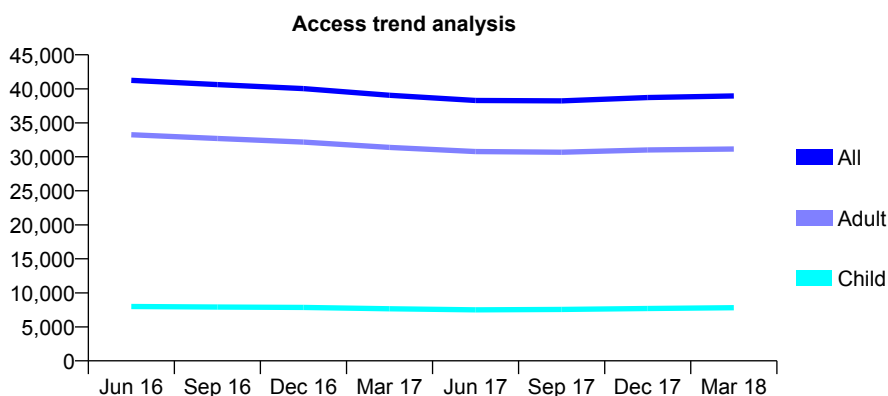
Q66 - Vital Signs At a Glance Contract Report for 101338/0084 - Year end March 2018

Name or company name	Whitecross Dental Care Limited
Contract type name	GDS Contract
Purpose of contract	General
Contract start date	01/04/2009
Contract end date	

17/18 Contracted general activity (UDA)	127,501
Carry forward general activity (UDA)	0
17/18 Contracted orthodontic activity (UOA)	0
Carry forward orthodontic activity (UOA)	0
Baseline contract value	£3,418,845.27

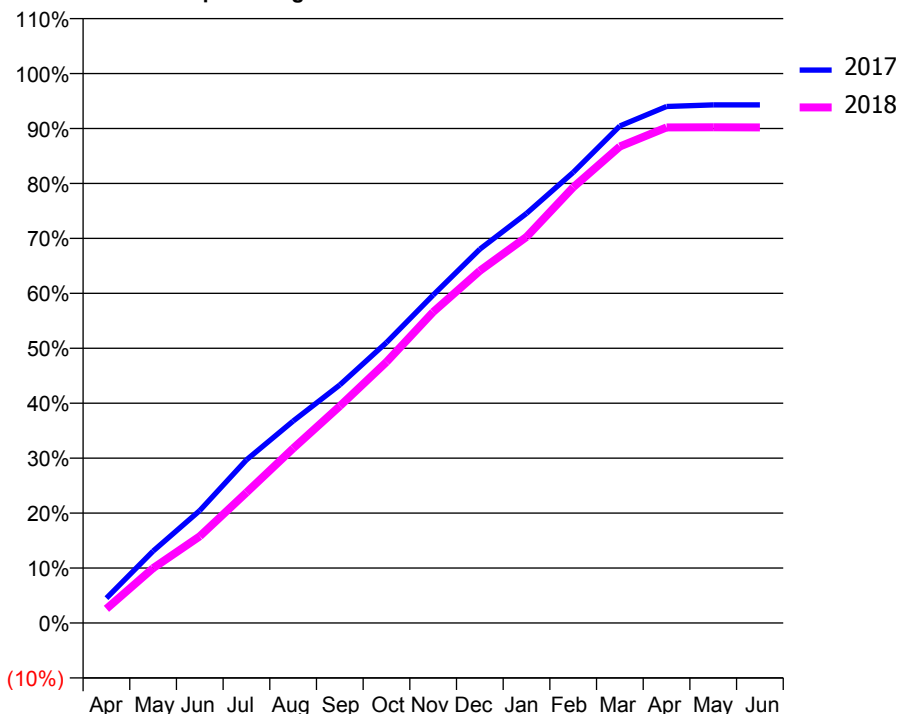
ACCESS*

Patients seen in 24 months	Total	Change since previous quarter
Quarter ending March 2017	39,041	
Quarter ending June 2017	38,279	↓
Quarter ending September 2017	38,235	→
Quarter ending December 2017	38,719	→
Quarter ending March 2018	38,960	→
Variance since March 2017	(0.2%)	→



ACTIVITY

Cumulative percentage of contracted UDA delivered 2017 & 2018



Month	Adjusted Scheduled Activity (UDA)	
	2017	2018
April	5,549	3,303
May	16,047	12,724
June	25,054	20,130
July	36,370	30,280
August	45,009	40,524
September	53,077	50,329
October	62,514	60,578
November	73,089	72,174
December	83,305	81,724
January	91,273	89,586
February	100,436	101,098
March	110,782	110,577
April	115,116	114,995
May	115,474	115,017
June	115,481	114,999

QUALITY

	Quantity	Base Number	Contract	AT	Region	England
% of FP17s for the same patient ID Re-attending within 3 months - Children	554	10,842	5.1%	10.0%	11.5%	11.9%
% of FP17s for the same patient ID Re-attending within 3 months - Adults	5,414	42,442	12.8%	14.6%	15.9%	16.0%
% of FP17s for the same patient ID Re-attending between 3 & 9 months - Children	6,194	10,842	57.1%	59.5%	60.6%	58.3%
% of FP17s for the same patient ID Re-attending between 3 & 9 months - Adults	21,983	42,442	51.8%	50.4%	51.6%	50.3%
% of FP17s for Band 1 Urgent Courses	5,100	53,116	9.6%	10.1%	9.5%	9.1%
% of FP17s Relating to Free Repair or Replacements	294	53,116	0.6%	0.9%	0.7%	0.8%
% of FP17s Relating to Continuations	839	53,116	1.6%	1.1%	1.0%	1.0%
% of Patients satisfied with the dentistry they have received	64	68	94.1%	92.0%	92.0%	91.5%
% of Patients satisfied with the time they had to wait for an appointment	56	68	82.4%	85.9%	88.1%	87.9%

* This is based on patients treated on this contract for their most recent course of treatment. Figures in italics indicate the base number of FP17s or Patient Questionnaire responses are less than 100. N/A is shown where the base number of responses is less than 10 during the period. % is calculated as Quantity/Base number*100

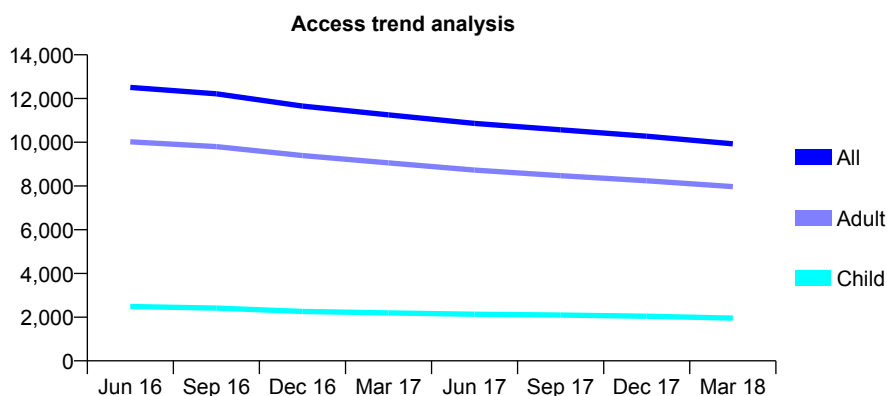
Q66 - Vital Signs At a Glance Contract Report for 101338/0131 - Year end March 2018

Name or company name	Whitecross Dental Care Limited
Contract type name	GDS Contract
Purpose of contract	General
Contract start date	01/04/2011
Contract end date	

17/18 Contracted general activity (UDA)	27,511
Carry forward general activity (UDA)	-564
17/18 Contracted orthodontic activity (UOA)	0
Carry forward orthodontic activity (UOA)	0
Baseline contract value	£776,176.28

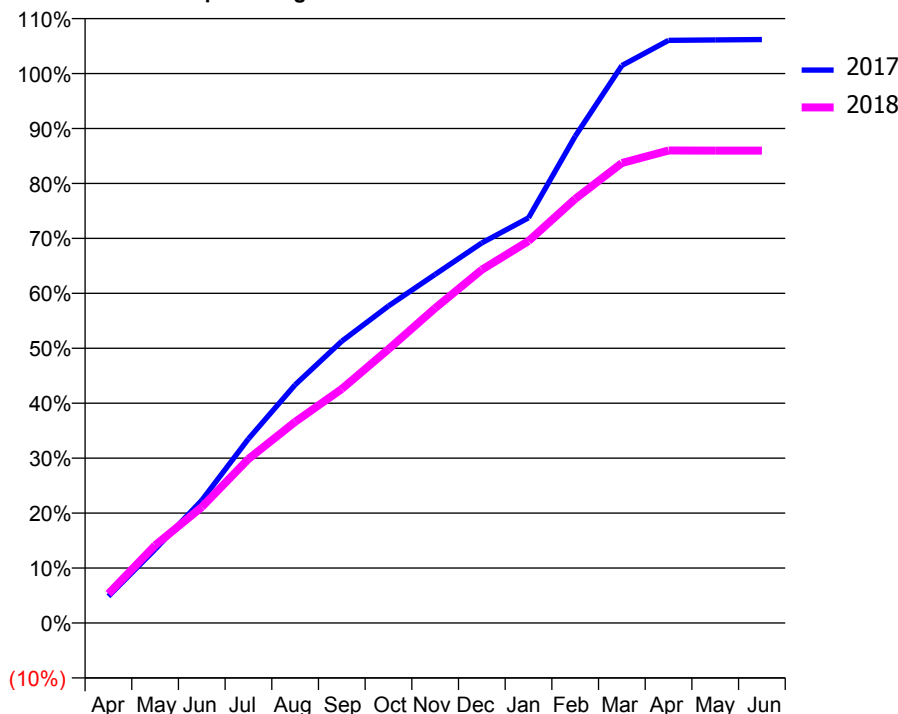
ACCESS*

Patients seen in 24 months	Total	Change since previous quarter
Quarter ending March 2017	11,253	
Quarter ending June 2017	10,863	↓
Quarter ending September 2017	10,567	↓
Quarter ending December 2017	10,277	↓
Quarter ending March 2018	9,928	↓
Variance since March 2017	(11.8%)	↓



ACTIVITY

Cumulative percentage of contracted UDA delivered 2017 & 2018



Adjusted Scheduled Activity (UDA)

Month	2017	2018
April	1,375	1,465
May	3,778	3,887
June	6,298	5,802
July	9,453	8,212
August	12,226	10,073
September	14,463	11,720
October	16,269	13,709
November	17,886	15,763
December	19,506	17,690
January	20,791	19,121
February	24,975	21,230
March	28,603	23,027
April	29,896	23,655
May	29,917	23,651
June	29,939	23,650

QUALITY

	Quantity	Base Number	Contract	AT	Region	England
% of FP17s for the same patient ID Re-attending within 3 months - Children	113	2,567	4.4%	10.0%	11.5%	11.9%
% of FP17s for the same patient ID Re-attending within 3 months - Adults	1,076	9,506	11.3%	14.6%	15.9%	16.0%
% of FP17s for the same patient ID Re-attending between 3 & 9 months - Children	1,525	2,567	59.4%	59.5%	60.6%	58.3%
% of FP17s for the same patient ID Re-attending between 3 & 9 months - Adults	5,241	9,506	55.1%	50.4%	51.6%	50.3%
% of FP17s for Band 1 Urgent Courses	682	11,581	5.9%	10.1%	9.5%	9.1%
% of FP17s Relating to Free Repair or Replacements	124	11,581	1.1%	0.9%	0.7%	0.8%
% of FP17s Relating to Continuations	125	11,581	1.1%	1.1%	1.0%	1.0%
% of Patients satisfied with the dentistry they have received	15	16	93.8%	92.0%	92.0%	91.5%
% of Patients satisfied with the time they had to wait for an appointment	12	16	75.0%	85.9%	88.1%	87.9%

* This is based on patients treated on this contract for their most recent course of treatment. Figures in italics indicate the base number of FP17s or Patient Questionnaire responses are less than 100. N/A is shown where the base number of responses is less than 10 during the period. % is calculated as Quantity/Base number*100

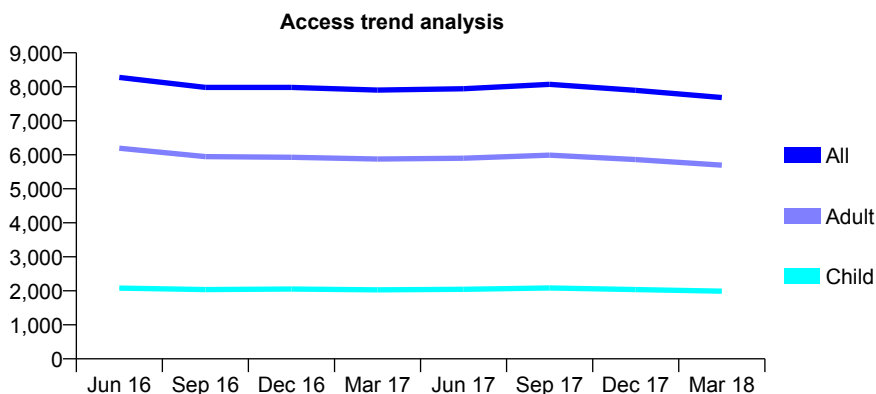
Q66 - Vital Signs At a Glance Contract Report for 101338/0144 - Year end March 2018

Name or company name	Whitecross Dental Care Limited
Contract type name	GDS Contract
Purpose of contract	General
Contract start date	01/10/2012
Contract end date	

17/18 Contracted general activity (UDA)	24,078
Carry forward general activity (UDA)	0
17/18 Contracted orthodontic activity (UOA)	0
Carry forward orthodontic activity (UOA)	0
Baseline contract value	£581,128.03

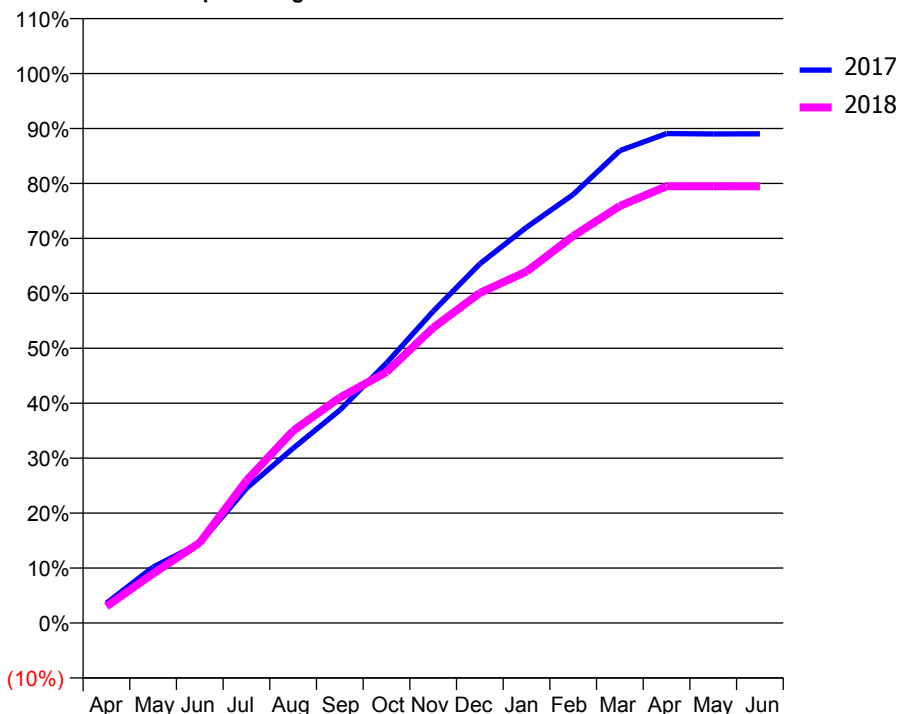
ACCESS*

Patients seen in 24 months	Total	Change since previous quarter
Quarter ending March 2017	7,905	
Quarter ending June 2017	7,944	→
Quarter ending September 2017	8,074	→
Quarter ending December 2017	7,898	↓
Quarter ending March 2018	7,686	↓
Variance since March 2017	(2.8%)	↓



ACTIVITY

Cumulative percentage of contracted UDA delivered 2017 & 2018



Month	Adjusted Scheduled Activity (UDA)	
	2017	2018
April	870	729
May	2,454	2,167
June	3,499	3,521
July	5,906	6,244
August	7,657	8,422
September	9,328	9,875
October	11,390	10,993
November	13,656	12,938
December	15,738	14,462
January	17,338	15,399
February	18,779	16,961
March	20,702	18,275
April	21,444	19,137
May	21,427	19,137
June	21,436	19,134

QUALITY

	Quantity	Base Number	Contract	AT	Region	England
% of FP17s for the same patient ID Re-attending within 3 months - Children	131	2,672	4.9%	10.0%	11.5%	11.9%
% of FP17s for the same patient ID Re-attending within 3 months - Adults	797	6,347	12.6%	14.6%	15.9%	16.0%
% of FP17s for the same patient ID Re-attending between 3 & 9 months - Children	1,683	2,672	63.0%	59.5%	60.6%	58.3%
% of FP17s for the same patient ID Re-attending between 3 & 9 months - Adults	2,510	6,347	39.5%	50.4%	51.6%	50.3%
% of FP17s for Band 1 Urgent Courses	906	9,174	9.9%	10.1%	9.5%	9.1%
% of FP17s Relating to Free Repair or Replacements	85	9,174	0.9%	0.9%	0.7%	0.8%
% of FP17s Relating to Continuations	116	9,174	1.3%	1.1%	1.0%	1.0%
% of Patients satisfied with the dentistry they have received	9	9	N/A	92.0%	92.0%	91.5%
% of Patients satisfied with the time they had to wait for an appointment	8	9	N/A	85.9%	88.1%	87.9%

* This is based on patients treated on this contract for their most recent course of treatment. Figures in italics indicate the base number of FP17s or Patient Questionnaire responses are less than 100. N/A is shown where the base number of responses is less than 10 during the period. % is calculated as Quantity/Base number*100

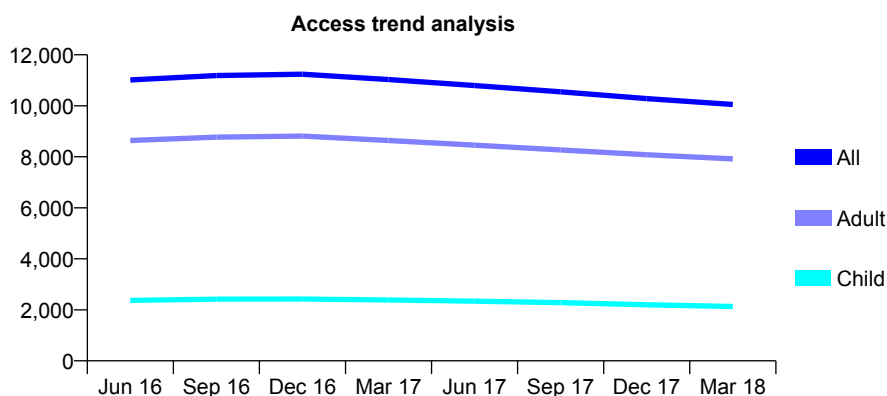
Q66 - Vital Signs At a Glance Contract Report for 101338/0145 - Year end March 2018

Name or company name	Whitecross Dental Care Limited
Contract type name	GDS Contract
Purpose of contract	General
Contract start date	01/10/2012
Contract end date	

17/18 Contracted general activity (UDA)	29,365
Carry forward general activity (UDA)	0
17/18 Contracted orthodontic activity (UOA)	0
Carry forward orthodontic activity (UOA)	0
Baseline contract value	£708,728.20

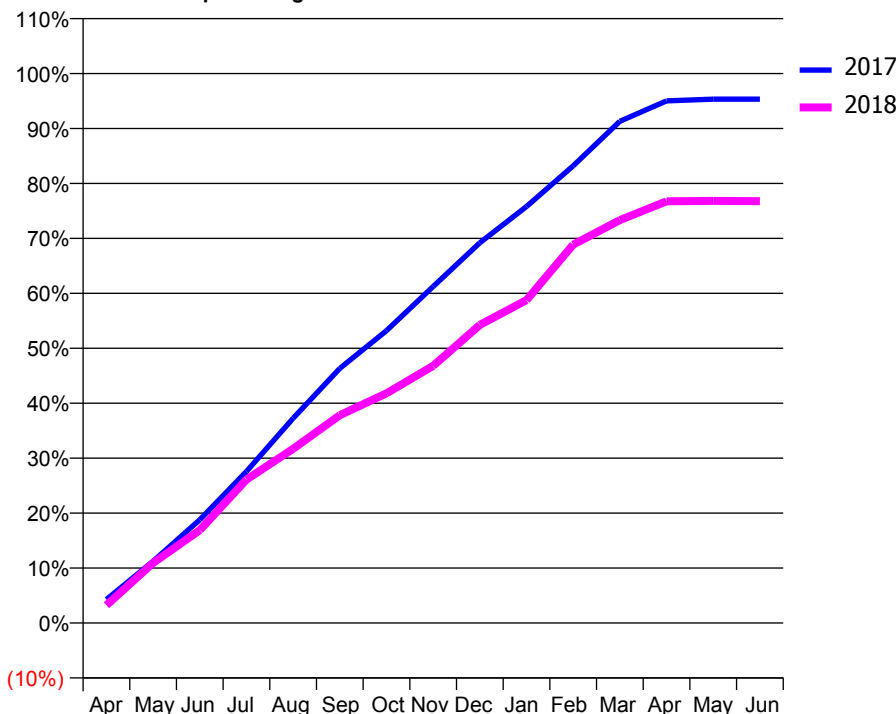
ACCESS*

Patients seen in 24 months	Total	Change since previous quarter
Quarter ending March 2017	11,030	
Quarter ending June 2017	10,794	↓
Quarter ending September 2017	10,548	↓
Quarter ending December 2017	10,280	↓
Quarter ending March 2018	10,050	↓
Variance since March 2017	(8.9%)	↓



ACTIVITY

Cumulative percentage of contracted UDA delivered 2017 & 2018



Month	Adjusted Scheduled Activity (UDA)	
	2017	2018
April	1,428	953
May	3,756	3,208
June	6,268	4,965
July	9,201	7,666
August	12,435	9,307
September	15,462	11,106
October	17,754	12,275
November	20,433	13,741
December	23,088	15,928
January	25,291	17,253
February	27,761	20,219
March	30,464	21,529
April	31,703	22,538
May	31,808	22,558
June	31,805	22,546

QUALITY

	Quantity	Base Number	Contract	AT	Region	England
% of FP17s for the same patient ID Re-attending within 3 months - Children	107	2,563	4.2%	10.0%	11.5%	11.9%
% of FP17s for the same patient ID Re-attending within 3 months - Adults	873	8,798	9.9%	14.6%	15.9%	16.0%
% of FP17s for the same patient ID Re-attending between 3 & 9 months - Children	1,616	2,563	63.1%	59.5%	60.6%	58.3%
% of FP17s for the same patient ID Re-attending between 3 & 9 months - Adults	4,417	8,798	50.2%	50.4%	51.6%	50.3%
% of FP17s for Band 1 Urgent Courses	536	11,200	4.8%	10.1%	9.5%	9.1%
% of FP17s Relating to Free Repair or Replacements	82	11,200	0.7%	0.9%	0.7%	0.8%
% of FP17s Relating to Continuations	181	11,200	1.6%	1.1%	1.0%	1.0%
% of Patients satisfied with the dentistry they have received	13	16	81.3%	92.0%	92.0%	91.5%
% of Patients satisfied with the time they had to wait for an appointment	8	16	50.0%	85.9%	88.1%	87.9%

* This is based on patients treated on this contract for their most recent course of treatment. Figures in italics indicate the base number of FP17s or Patient Questionnaire responses are less than 100. N/A is shown where the base number of responses is less than 10 during the period. % is calculated as Quantity/Base number*100

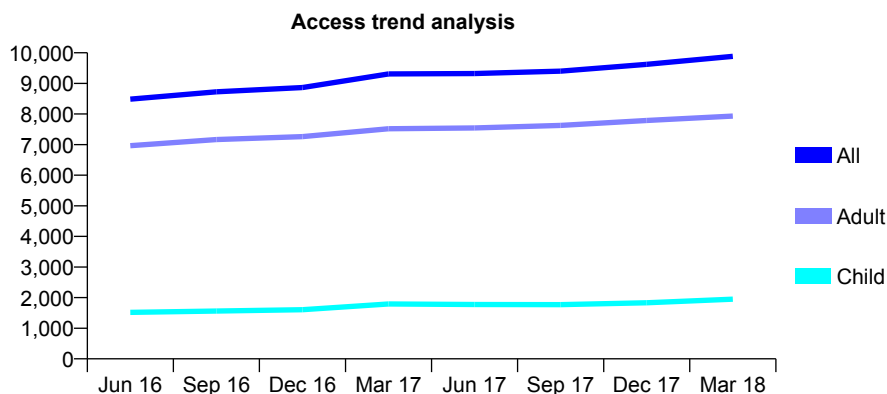
Q66 - Vital Signs At a Glance Contract Report for 101370/0025 - Year end March 2018

Name or company name	Whitecross Dental Care Limited
Contract type name	Pilot Contract
Purpose of contract	General
Contract start date	01/04/2006
Contract end date	

17/18 Contracted general activity (UDA)	38,714
Carry forward general activity (UDA)	0
17/18 Contracted orthodontic activity (UOA)	0
Carry forward orthodontic activity (UOA)	0
Baseline contract value	£987,156.40

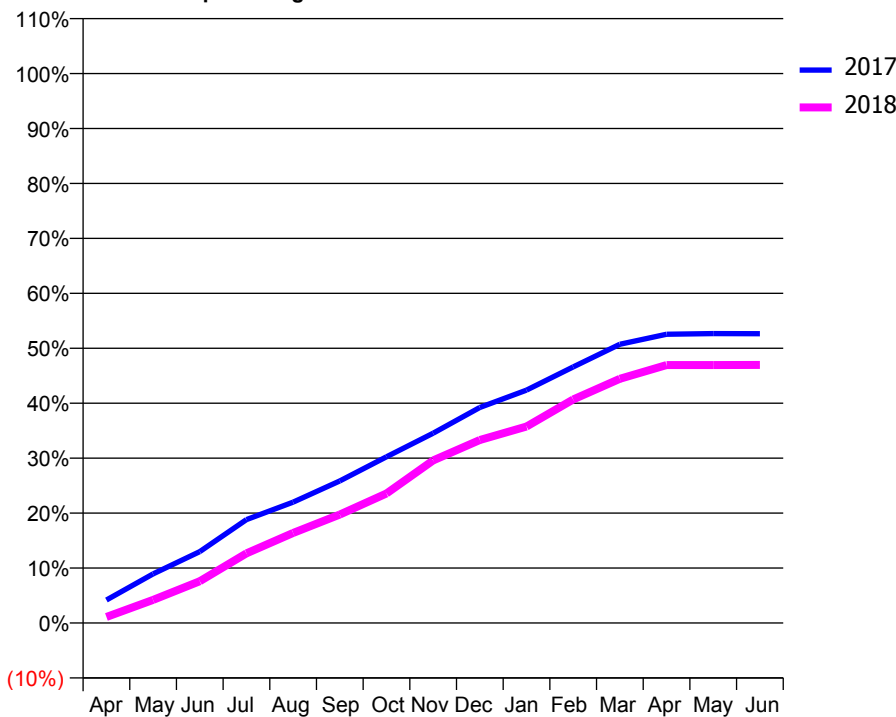
ACCESS*

Patients seen in 24 months	Total	Change since previous quarter
Quarter ending March 2017	9,311	
Quarter ending June 2017	9,321	→
Quarter ending September 2017	9,399	→
Quarter ending December 2017	9,622	↑
Quarter ending March 2018	9,883	↑
Variance since March 2017	6.1%	↑



ACTIVITY

Cumulative percentage of contracted UDA delivered 2017 & 2018



Month	Adjusted Scheduled Activity (UDA)	
	2017	2018
April	1,613	426
May	3,437	1,628
June	4,995	2,941
July	7,236	4,910
August	8,466	6,350
September	9,946	7,640
October	11,632	9,125
November	13,287	11,454
December	15,093	12,898
January	16,305	13,846
February	17,923	15,754
March	19,517	17,204
April	20,213	18,173
May	20,261	18,170
June	20,252	18,179

QUALITY

	Quantity	Base Number	Contract	AT	Region	England
% of FP17s for the same patient ID Re-attending within 3 months - Children	84	1,765	4.8%	10.0%	11.5%	11.9%
% of FP17s for the same patient ID Re-attending within 3 months - Adults	497	6,821	7.3%	14.6%	15.9%	16.0%
% of FP17s for the same patient ID Re-attending between 3 & 9 months - Children	499	1,765	28.3%	59.5%	60.6%	58.3%
% of FP17s for the same patient ID Re-attending between 3 & 9 months - Adults	1,615	6,821	23.7%	50.4%	51.6%	50.3%
% of FP17s for Band 1 Urgent Courses	617	8,543	7.2%	10.1%	9.5%	9.1%
% of FP17s Relating to Free Repair or Replacements	7	8,543	0.1%	0.9%	0.7%	0.8%
% of FP17s Relating to Continuations	87	8,543	1.0%	1.1%	1.0%	1.0%
% of Patients satisfied with the dentistry they have received	8	8	N/A	92.0%	92.0%	91.5%
% of Patients satisfied with the time they had to wait for an appointment	3	8	N/A	85.9%	88.1%	87.9%

* This is based on patients treated on this contract for their most recent course of treatment. Figures in italics indicate the base number of FP17s or Patient Questionnaire responses are less than 100. N/A is shown where the base number of responses is less than 10 during the period. % is calculated as Quantity/Base number*100

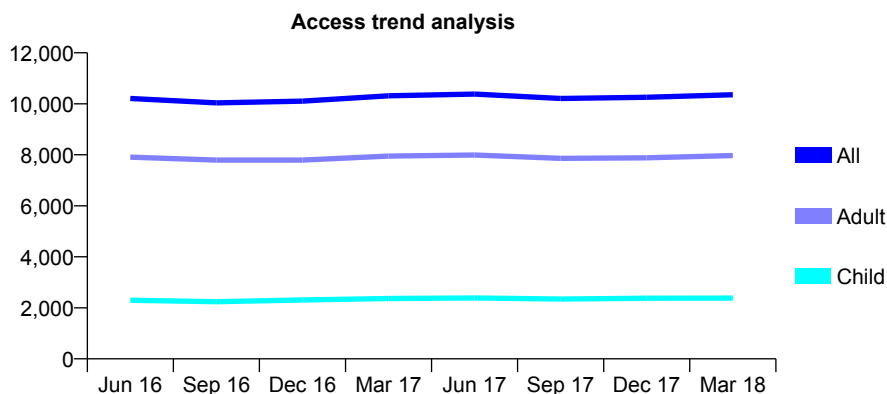
Q66 - Vital Signs At a Glance Contract Report for 101370/0026 - Year end March 2018

Name or company name	Petrie Tucker & Partners Ltd
Contract type name	GDS Contract
Purpose of contract	General
Contract start date	01/04/2006
Contract end date	

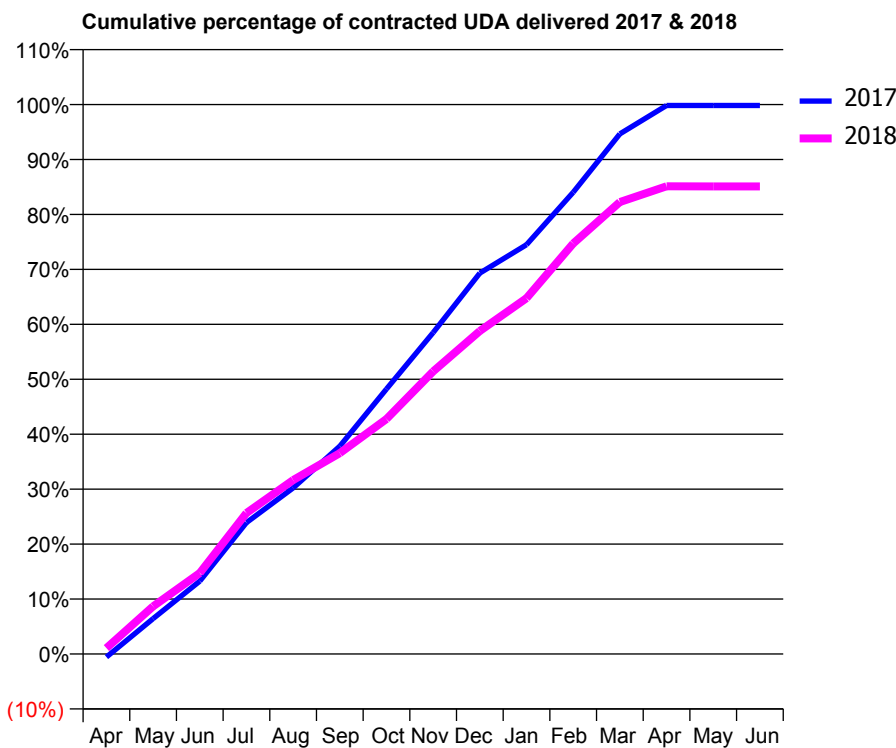
17/18 Contracted general activity (UDA)	36,746
Carry forward general activity (UDA)	521
17/18 Contracted orthodontic activity (UOA)	0
Carry forward orthodontic activity (UOA)	0
Baseline contract value	£1,074,678.82

ACCESS*

Patients seen in 24 months	Total	Change since previous quarter
Quarter ending March 2017	10,315	
Quarter ending June 2017	10,380	→
Quarter ending September 2017	10,207	↓
Quarter ending December 2017	10,258	→
Quarter ending March 2018	10,353	→
Variance since March 2017	0.4%	→



ACTIVITY



Month	Adjusted Scheduled Activity (UDA)	
	2017	2018
April	-185	397
May	2,100	3,185
June	4,324	5,414
July	7,802	9,427
August	9,858	11,632
September	12,336	13,437
October	15,729	15,712
November	19,083	18,899
December	22,612	21,600
January	24,301	23,796
February	27,411	27,448
March	30,873	30,226
April	32,559	31,275
May	32,565	31,266
June	32,563	31,264

QUALITY

	Quantity	Base Number	Contract	AT	Region	England
% of FP17s for the same patient ID Re-attending within 3 months - Children	201	3,344	6.0%	10.0%	11.5%	11.9%
% of FP17s for the same patient ID Re-attending within 3 months - Adults	1,180	10,023	11.8%	14.6%	15.9%	16.0%
% of FP17s for the same patient ID Re-attending between 3 & 9 months - Children	2,030	3,344	60.7%	59.5%	60.6%	58.3%
% of FP17s for the same patient ID Re-attending between 3 & 9 months - Adults	4,323	10,023	43.1%	50.4%	51.6%	50.3%
% of FP17s for Band 1 Urgent Courses	907	13,368	6.8%	10.1%	9.5%	9.1%
% of FP17s Relating to Free Repair or Replacements	94	13,368	0.7%	0.9%	0.7%	0.8%
% of FP17s Relating to Continuations	280	13,368	2.1%	1.1%	1.0%	1.0%
% of Patients satisfied with the dentistry they have received	30	34	88.2%	92.0%	92.0%	91.5%
% of Patients satisfied with the time they had to wait for an appointment	30	34	88.2%	85.9%	88.1%	87.9%

* This is based on patients treated on this contract for their most recent course of treatment. Figures in italics indicate the base number of FP17s or Patient Questionnaire responses are less than 100. N/A is shown where the base number of responses is less than 10 during the period. % is calculated as Quantity/Base number*100

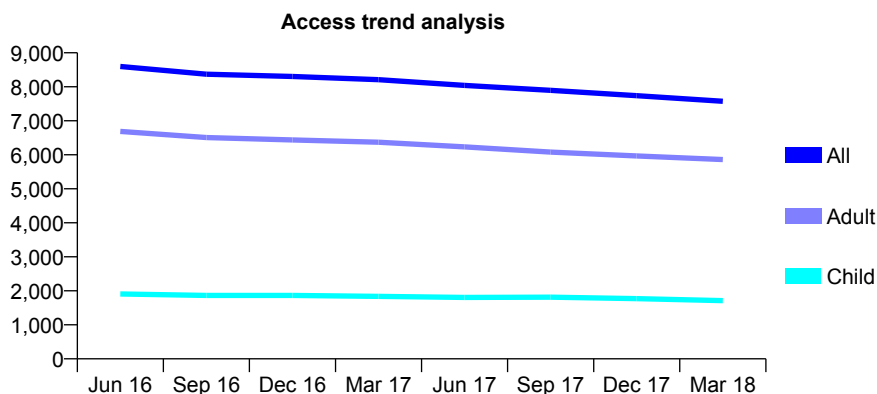
Q66 - Vital Signs At a Glance Contract Report for 101370/0027 - Year end March 2018

Name or company name	Whitecross Dental Care Limited
Contract type name	GDS Contract
Purpose of contract	General
Contract start date	01/04/2006
Contract end date	

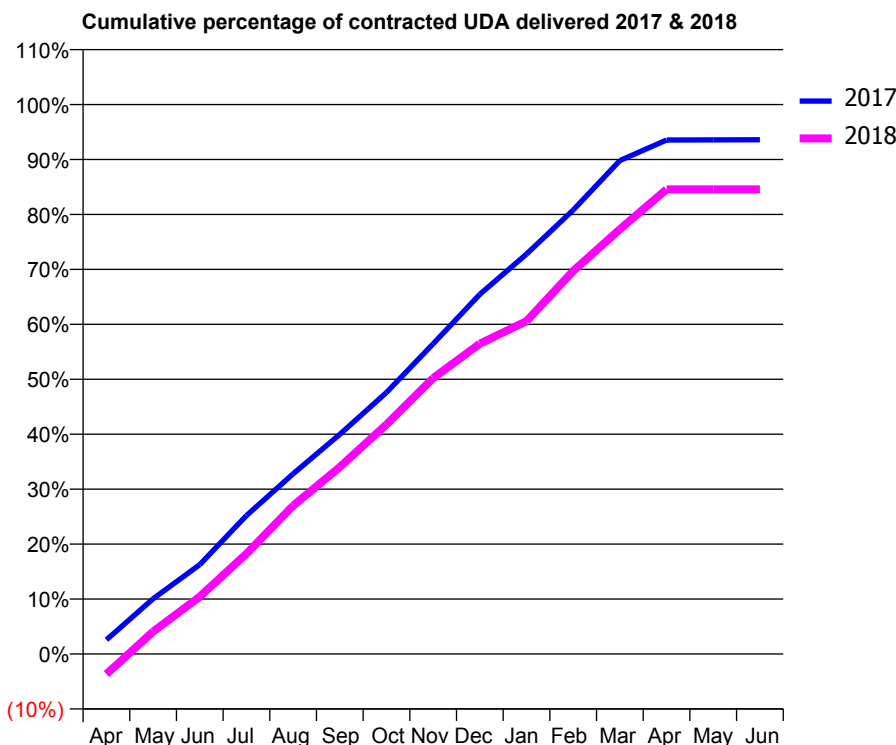
17/18 Contracted general activity (UDA)	18,302
Carry forward general activity (UDA)	832
17/18 Contracted orthodontic activity (UOA)	0
Carry forward orthodontic activity (UOA)	0
Baseline contract value	£554,470.05

ACCESS*

Patients seen in 24 months	Total	Change since previous quarter
Quarter ending March 2017	8,208	
Quarter ending June 2017	8,042	↓
Quarter ending September 2017	7,896	↓
Quarter ending December 2017	7,739	↓
Quarter ending March 2018	7,573	↓
Variance since March 2017	(7.7%)	↓



ACTIVITY



Month	Adjusted Scheduled Activity (UDA)	
	2017	2018
April	538	-674
May	2,097	747
June	3,390	1,910
July	5,253	3,340
August	6,838	4,941
September	8,331	6,228
October	9,923	7,644
November	11,770	9,190
December	13,644	10,336
January	15,172	11,088
February	16,842	12,758
March	18,717	14,147
April	19,499	15,475
May	19,501	15,476
June	19,506	15,475

QUALITY

	Quantity	Base Number	Contract	AT	Region	England
% of FP17s for the same patient ID Re-attending within 3 months - Children	107	2,133	5.0%	10.0%	11.5%	11.9%
% of FP17s for the same patient ID Re-attending within 3 months - Adults	731	6,254	11.7%	14.6%	15.9%	16.0%
% of FP17s for the same patient ID Re-attending between 3 & 9 months - Children	1,140	2,133	53.4%	59.5%	60.6%	58.3%
% of FP17s for the same patient ID Re-attending between 3 & 9 months - Adults	2,185	6,254	34.9%	50.4%	51.6%	50.3%
% of FP17s for Band 1 Urgent Courses	715	8,622	8.3%	10.1%	9.5%	9.1%
% of FP17s Relating to Free Repair or Replacements	46	8,622	0.5%	0.9%	0.7%	0.8%
% of FP17s Relating to Continuations	130	8,622	1.5%	1.1%	1.0%	1.0%
% of Patients satisfied with the dentistry they have received	8	9	N/A	92.0%	92.0%	91.5%
% of Patients satisfied with the time they had to wait for an appointment	9	9	N/A	85.9%	88.1%	87.9%

* This is based on patients treated on this contract for their most recent course of treatment. Figures in italics indicate the base number of FP17s or Patient Questionnaire responses are less than 100. N/A is shown where the base number of responses is less than 10 during the period. % is calculated as Quantity/Base number*100

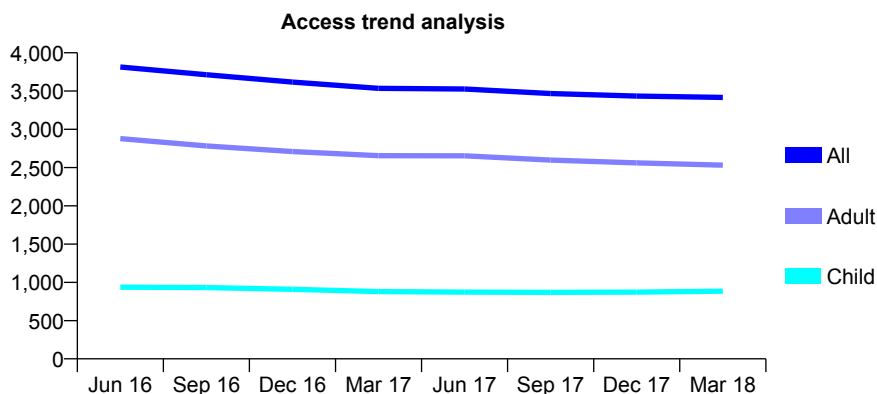
Q66 - Vital Signs At a Glance Contract Report for 101370/0058 - Year end March 2018

Name or company name	Petrie Tucker & Partners Ltd
Contract type name	GDS Contract
Purpose of contract	General
Contract start date	01/04/2006
Contract end date	

17/18 Contracted general activity (UDA)	11,395
Carry forward general activity (UDA)	0
17/18 Contracted orthodontic activity (UOA)	0
Carry forward orthodontic activity (UOA)	0
Baseline contract value	£328,984.72

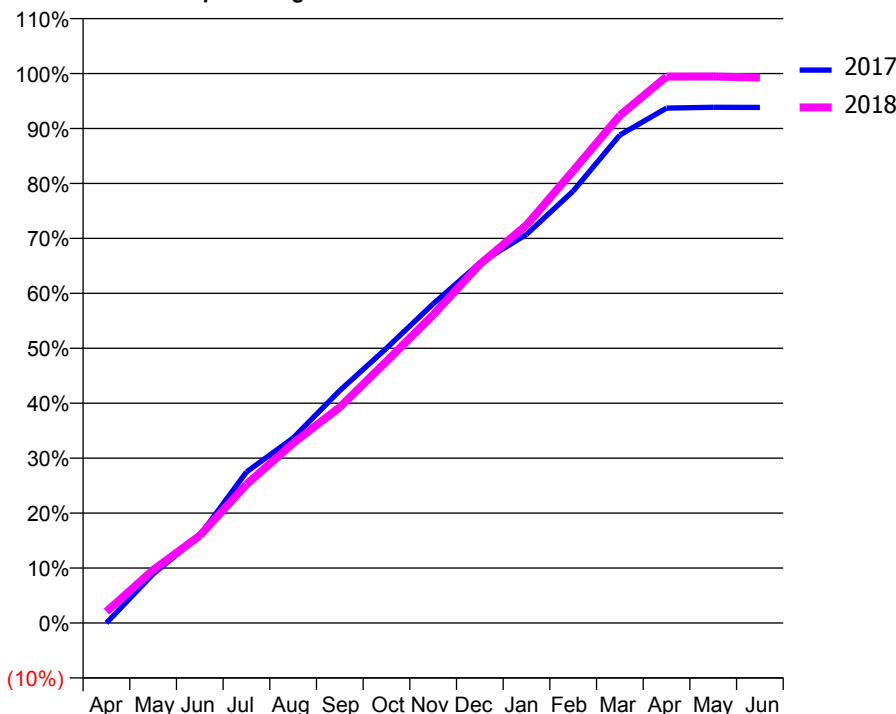
ACCESS*

Patients seen in 24 months	Total	Change since previous quarter
Quarter ending March 2017	3,536	
Quarter ending June 2017	3,527	→
Quarter ending September 2017	3,467	↓
Quarter ending December 2017	3,434	→
Quarter ending March 2018	3,417	→
Variance since March 2017	(3.4%)	↓



ACTIVITY

Cumulative percentage of contracted UDA delivered 2017 & 2018



Adjusted Scheduled Activity (UDA)

Month	2017	2018
April	0	237
May	1,018	1,098
June	1,816	1,813
July	3,132	2,874
August	3,837	3,730
September	4,821	4,474
October	5,697	5,426
November	6,620	6,392
December	7,464	7,440
January	8,058	8,252
February	8,959	9,378
March	10,118	10,526
April	10,677	11,329
May	10,694	11,332
June	10,691	11,311

QUALITY

	Quantity	Base Number	Contract	AT	Region	England
% of FP17s for the same patient ID Re-attending within 3 months - Children	40	1,149	3.5%	10.0%	11.5%	11.9%
% of FP17s for the same patient ID Re-attending within 3 months - Adults	442	3,329	13.3%	14.6%	15.9%	16.0%
% of FP17s for the same patient ID Re-attending between 3 & 9 months - Children	602	1,149	52.4%	59.5%	60.6%	58.3%
% of FP17s for the same patient ID Re-attending between 3 & 9 months - Adults	1,607	3,329	48.3%	50.4%	51.6%	50.3%
% of FP17s for Band 1 Urgent Courses	246	4,510	5.5%	10.1%	9.5%	9.1%
% of FP17s Relating to Free Repair or Replacements	35	4,510	0.8%	0.9%	0.7%	0.8%
% of FP17s Relating to Continuations	89	4,510	2.0%	1.1%	1.0%	1.0%
% of Patients satisfied with the dentistry they have received	7	7	N/A	92.0%	92.0%	91.5%
% of Patients satisfied with the time they had to wait for an appointment	6	7	N/A	85.9%	88.1%	87.9%

* This is based on patients treated on this contract for their most recent course of treatment. Figures in italics indicate the base number of FP17s or Patient Questionnaire responses are less than 100. N/A is shown where the base number of responses is less than 10 during the period. % is calculated as Quantity/Base number*100

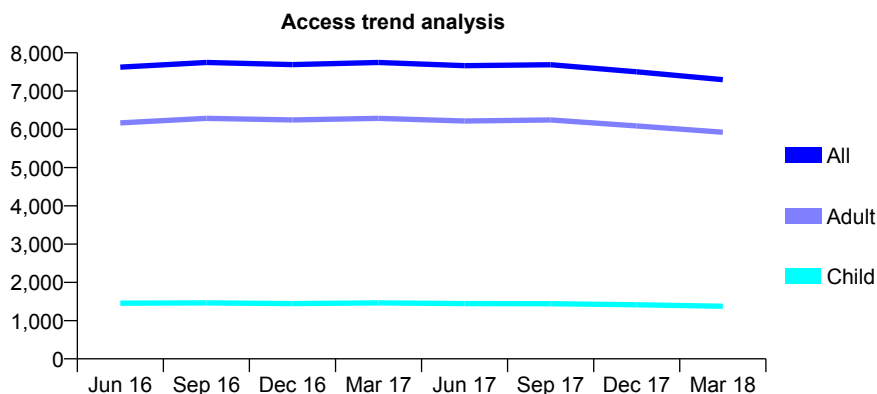
Q66 - Vital Signs At a Glance Contract Report for 101370/0072 - Year end March 2018

Name or company name	Whitecross Dental Care Limited
Contract type name	GDS Contract
Purpose of contract	General
Contract start date	01/07/2006
Contract end date	

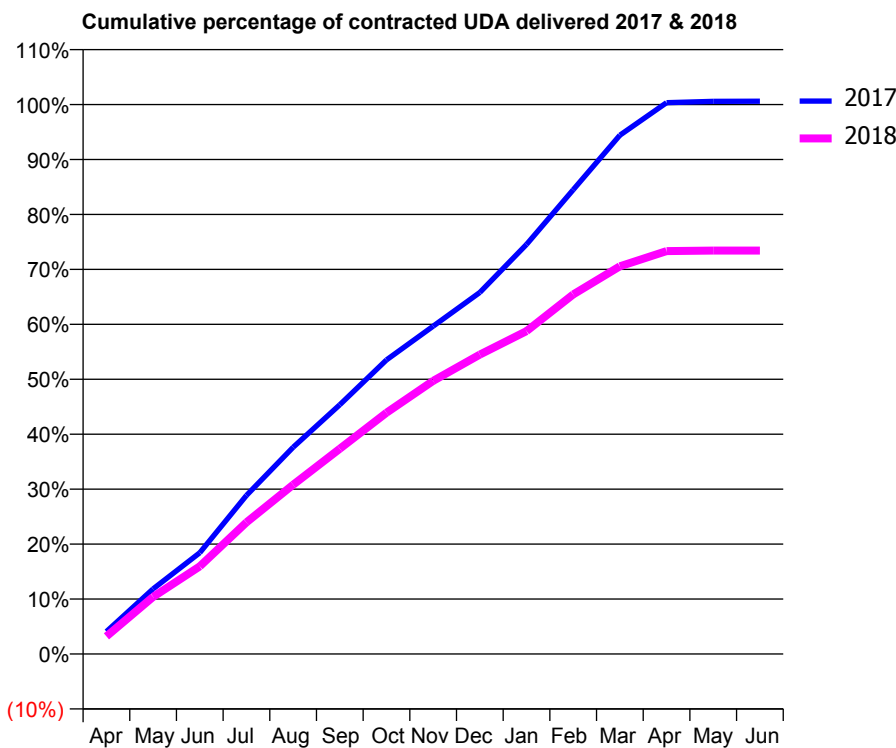
17/18 Contracted general activity (UDA)	25,934
Carry forward general activity (UDA)	-129
17/18 Contracted orthodontic activity (UOA)	0
Carry forward orthodontic activity (UOA)	0
Baseline contract value	£772,424.36

ACCESS*

Patients seen in 24 months	Total	Change since previous quarter
Quarter ending March 2017	7,748	
Quarter ending June 2017	7,663	↓
Quarter ending September 2017	7,688	→
Quarter ending December 2017	7,503	↓
Quarter ending March 2018	7,298	↓
Variance since March 2017	(5.8%)	↓



ACTIVITY



Month	Adjusted Scheduled Activity (UDA)	
	2017	2018
April	874	835
May	2,542	2,695
June	3,952	4,141
July	6,189	6,217
August	8,065	7,989
September	9,721	9,687
October	11,470	11,389
November	12,786	12,891
December	14,103	14,135
January	15,975	15,237
February	18,107	16,973
March	20,237	18,295
April	21,504	19,015
May	21,559	19,038
June	21,563	19,039

QUALITY

	Quantity	Base Number	Contract	AT	Region	England
% of FP17s for the same patient ID Re-attending within 3 months - Children	146	2,078	7.0%	10.0%	11.5%	11.9%
% of FP17s for the same patient ID Re-attending within 3 months - Adults	1,254	7,946	15.8%	14.6%	15.9%	16.0%
% of FP17s for the same patient ID Re-attending between 3 & 9 months - Children	1,261	2,078	60.7%	59.5%	60.6%	58.3%
% of FP17s for the same patient ID Re-attending between 3 & 9 months - Adults	3,784	7,946	47.6%	50.4%	51.6%	50.3%
% of FP17s for Band 1 Urgent Courses	972	9,933	9.8%	10.1%	9.5%	9.1%
% of FP17s Relating to Free Repair or Replacements	128	9,933	1.3%	0.9%	0.7%	0.8%
% of FP17s Relating to Continuations	208	9,933	2.1%	1.1%	1.0%	1.0%
% of Patients satisfied with the dentistry they have received	11	11	100.0%	92.0%	92.0%	91.5%
% of Patients satisfied with the time they had to wait for an appointment	9	11	81.8%	85.9%	88.1%	87.9%

* This is based on patients treated on this contract for their most recent course of treatment. Figures in italics indicate the base number of FP17s or Patient Questionnaire responses are less than 100. N/A is shown where the base number of responses is less than 10 during the period. % is calculated as Quantity/Base number*100

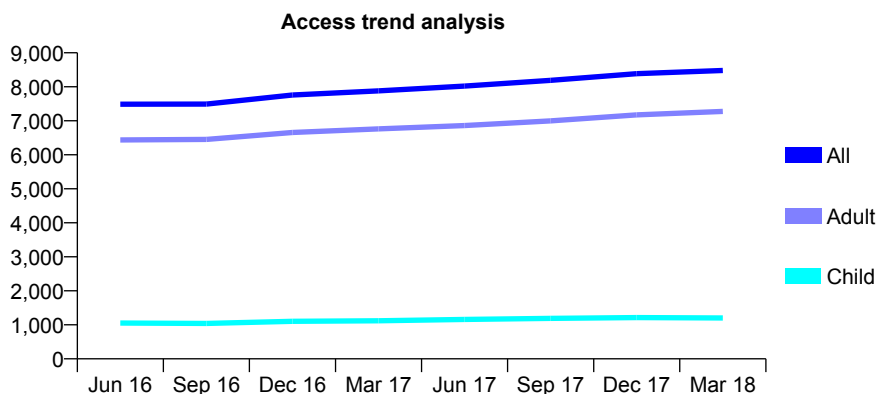
Q66 - Vital Signs At a Glance Contract Report for 101370/0082 - Year end March 2018

Name or company name	Petrie Tucker & Partners Ltd
Contract type name	GDS Contract
Purpose of contract	General
Contract start date	01/04/2007
Contract end date	

17/18 Contracted general activity (UDA)	25,822
Carry forward general activity (UDA)	477
17/18 Contracted orthodontic activity (UOA)	0
Carry forward orthodontic activity (UOA)	0
Baseline contract value	£702,462.10

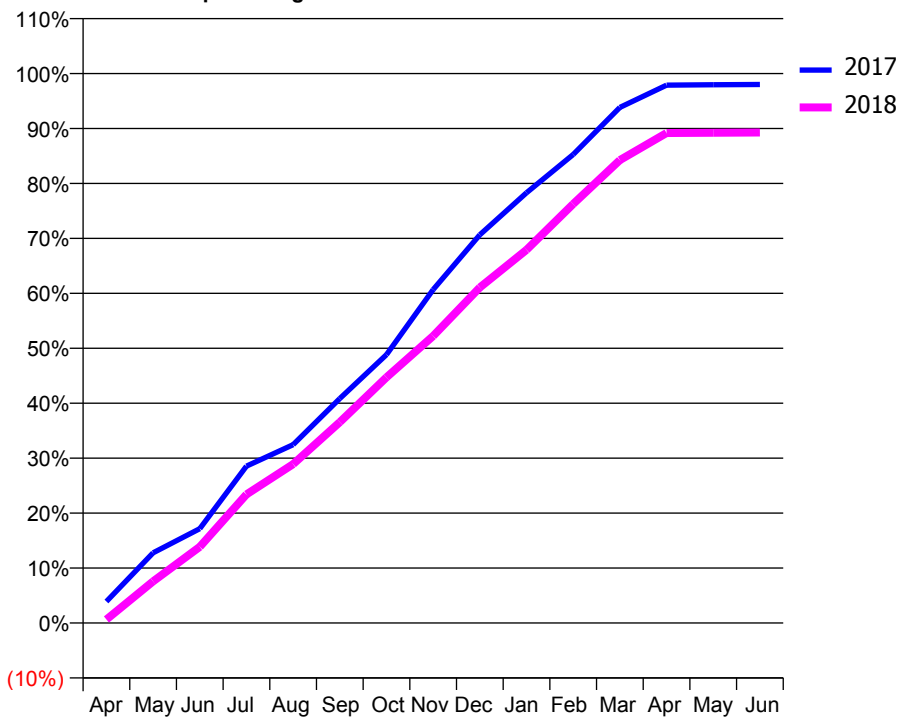
ACCESS*

Patients seen in 24 months	Total	Change since previous quarter
Quarter ending March 2017	7,882	
Quarter ending June 2017	8,020	→
Quarter ending September 2017	8,191	↑
Quarter ending December 2017	8,388	↑
Quarter ending March 2018	8,480	→
Variance since March 2017	7.6%	↑



ACTIVITY

Cumulative percentage of contracted UDA delivered 2017 & 2018



Month	Adjusted Scheduled Activity (UDA)	
	2017	2018
April	941	164
May	3,064	1,956
June	4,113	3,581
July	6,841	6,043
August	7,778	7,468
September	9,788	9,440
October	11,703	11,543
November	14,541	13,490
December	16,933	15,769
January	18,765	17,539
February	20,434	19,693
March	22,487	21,754
April	23,456	23,028
May	23,474	23,039
June	23,487	23,048

QUALITY

	Quantity	Base Number	Contract	AT	Region	England
% of FP17s for the same patient ID Re-attending within 3 months - Children	102	1,724	5.9%	10.0%	11.5%	11.9%
% of FP17s for the same patient ID Re-attending within 3 months - Adults	1,245	9,755	12.8%	14.6%	15.9%	16.0%
% of FP17s for the same patient ID Re-attending between 3 & 9 months - Children	1,024	1,724	59.4%	59.5%	60.6%	58.3%
% of FP17s for the same patient ID Re-attending between 3 & 9 months - Adults	5,149	9,755	52.8%	50.4%	51.6%	50.3%
% of FP17s for Band 1 Urgent Courses	969	11,517	8.4%	10.1%	9.5%	9.1%
% of FP17s Relating to Free Repair or Replacements	35	11,517	0.3%	0.9%	0.7%	0.8%
% of FP17s Relating to Continuations	175	11,517	1.5%	1.1%	1.0%	1.0%
% of Patients satisfied with the dentistry they have received	19	20	95.0%	92.0%	92.0%	91.5%
% of Patients satisfied with the time they had to wait for an appointment	20	20	100.0%	85.9%	88.1%	87.9%

* This is based on patients treated on this contract for their most recent course of treatment. Figures in italics indicate the base number of FP17s or Patient Questionnaire responses are less than 100. N/A is shown where the base number of responses is less than 10 during the period. % is calculated as Quantity/Base number*100

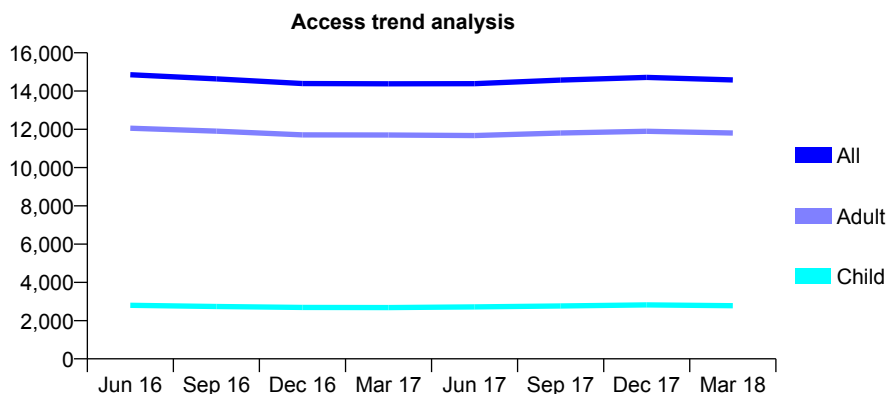
Q66 - Vital Signs At a Glance Contract Report for 101370/0122 - Year end March 2018

Name or company name	Petrie Tucker & Partners Ltd
Contract type name	GDS Contract
Purpose of contract	General
Contract start date	01/04/2009
Contract end date	

17/18 Contracted general activity (UDA)	48,159
Carry forward general activity (UDA)	1,097
17/18 Contracted orthodontic activity (UOA)	0
Carry forward orthodontic activity (UOA)	0
Baseline contract value	£1,402,383.76

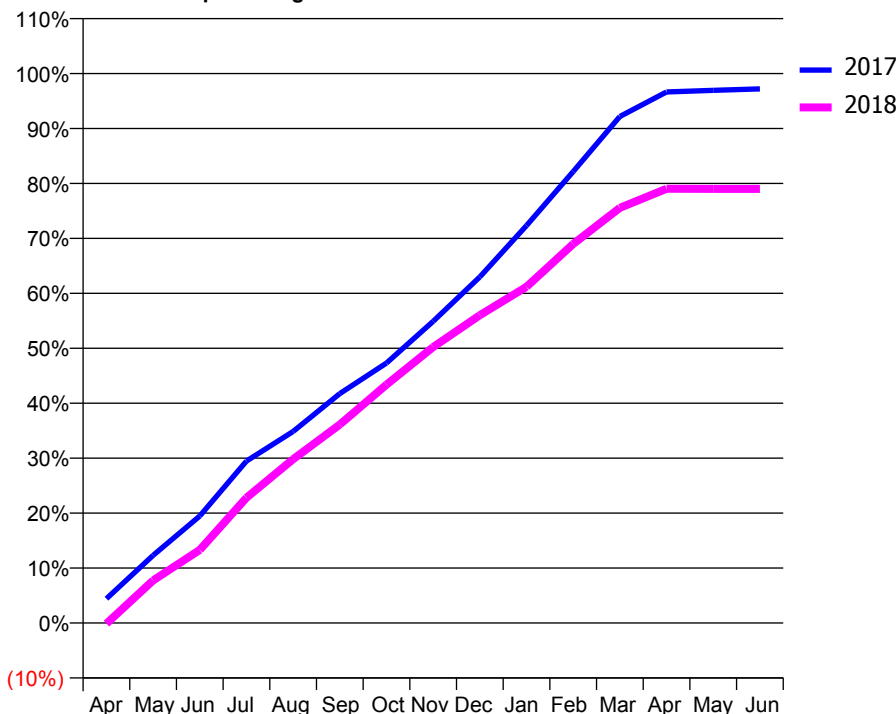
ACCESS*

Patients seen in 24 months	Total	Change since previous quarter
Quarter ending March 2017	14,380	
Quarter ending June 2017	14,389	→
Quarter ending September 2017	14,576	→
Quarter ending December 2017	14,717	→
Quarter ending March 2018	14,583	→
Variance since March 2017	1.4%	→



ACTIVITY

Cumulative percentage of contracted UDA delivered 2017 & 2018



Month	Adjusted Scheduled Activity (UDA)	
	2017	2018
April	1,729	-61
May	4,805	3,740
June	7,602	6,404
July	11,505	10,975
August	13,611	14,352
September	16,303	17,390
October	18,477	20,887
November	21,439	24,191
December	24,594	26,981
January	28,247	29,470
February	32,086	33,218
March	35,997	36,386
April	37,745	38,056
May	37,851	38,044
June	37,955	38,046

QUALITY

	Quantity	Base Number	Contract	AT	Region	England
% of FP17s for the same patient ID Re-attending within 3 months - Children	127	3,890	3.3%	10.0%	11.5%	11.9%
% of FP17s for the same patient ID Re-attending within 3 months - Adults	1,508	15,228	9.9%	14.6%	15.9%	16.0%
% of FP17s for the same patient ID Re-attending between 3 & 9 months - Children	2,265	3,890	58.2%	59.5%	60.6%	58.3%
% of FP17s for the same patient ID Re-attending between 3 & 9 months - Adults	7,225	15,228	47.4%	50.4%	51.6%	50.3%
% of FP17s for Band 1 Urgent Courses	1,103	19,012	5.8%	10.1%	9.5%	9.1%
% of FP17s Relating to Free Repair or Replacements	138	19,012	0.7%	0.9%	0.7%	0.8%
% of FP17s Relating to Continuations	239	19,012	1.3%	1.1%	1.0%	1.0%
% of Patients satisfied with the dentistry they have received	31	33	93.9%	92.0%	92.0%	91.5%
% of Patients satisfied with the time they had to wait for an appointment	27	33	81.8%	85.9%	88.1%	87.9%

* This is based on patients treated on this contract for their most recent course of treatment. Figures in italics indicate the base number of FP17s or Patient Questionnaire responses are less than 100. N/A is shown where the base number of responses is less than 10 during the period. % is calculated as Quantity/Base number*100

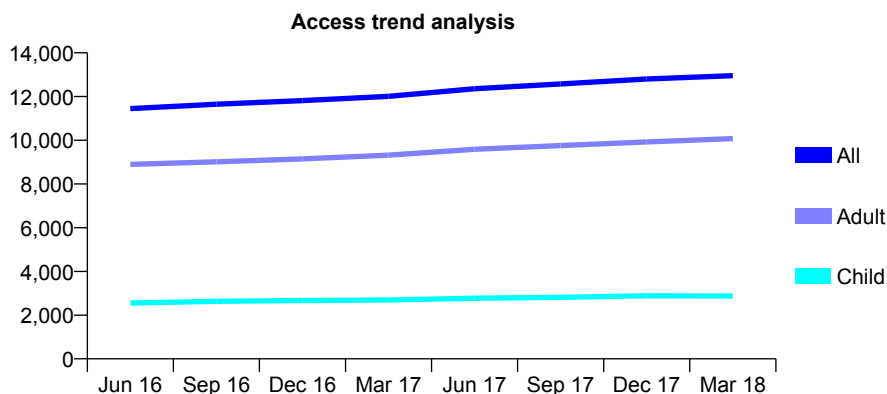
Q66 - Vital Signs At a Glance Contract Report for 101435/0057 - Year end March 2018

Name or company name	IDH Limited
Contract type name	GDS Contract
Purpose of contract	General
Contract start date	01/04/2007
Contract end date	

17/18 Contracted general activity (UDA)	35,973
Carry forward general activity (UDA)	0
17/18 Contracted orthodontic activity (UOA)	0
Carry forward orthodontic activity (UOA)	0
Baseline contract value	£821,617.66

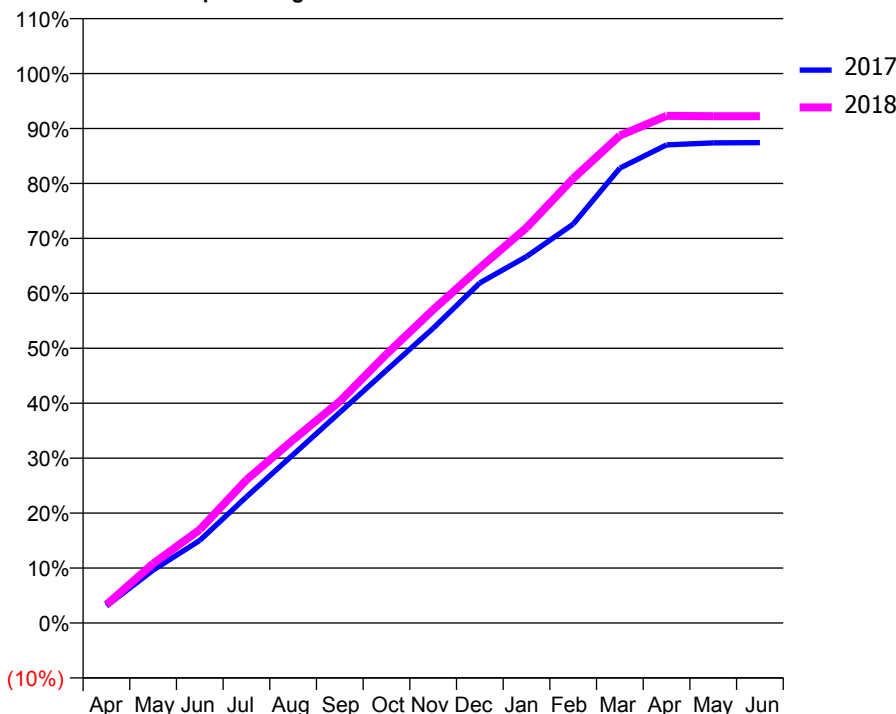
ACCESS*

Patients seen in 24 months	Total	Change since previous quarter
Quarter ending March 2017	12,011	
Quarter ending June 2017	12,359	↑
Quarter ending September 2017	12,575	→
Quarter ending December 2017	12,803	→
Quarter ending March 2018	12,951	→
Variance since March 2017	7.8%	↑



ACTIVITY

Cumulative percentage of contracted UDA delivered 2017 & 2018



Month	Adjusted Scheduled Activity (UDA)	
	2017	2018
April	1,121	1,199
May	3,460	3,891
June	5,404	6,114
July	8,261	9,368
August	11,017	11,991
September	13,792	14,516
October	16,543	17,600
November	19,297	20,508
December	22,267	23,255
January	23,991	25,881
February	26,116	29,096
March	29,779	31,907
April	31,296	33,204
May	31,429	33,181
June	31,450	33,180

QUALITY

	Quantity	Base Number	Contract	AT	Region	England
% of FP17s for the same patient ID Re-attending within 3 months - Children	170	3,669	4.6%	10.0%	11.5%	11.9%
% of FP17s for the same patient ID Re-attending within 3 months - Adults	1,262	11,652	10.8%	14.6%	15.9%	16.0%
% of FP17s for the same patient ID Re-attending between 3 & 9 months - Children	1,936	3,669	52.8%	59.5%	60.6%	58.3%
% of FP17s for the same patient ID Re-attending between 3 & 9 months - Adults	4,855	11,652	41.7%	50.4%	51.6%	50.3%
% of FP17s for Band 1 Urgent Courses	1,104	15,198	7.3%	10.1%	9.5%	9.1%
% of FP17s Relating to Free Repair or Replacements	98	15,198	0.6%	0.9%	0.7%	0.8%
% of FP17s Relating to Continuations	199	15,198	1.3%	1.1%	1.0%	1.0%
% of Patients satisfied with the dentistry they have received	37	42	88.1%	92.0%	92.0%	91.5%
% of Patients satisfied with the time they had to wait for an appointment	37	42	88.1%	85.9%	88.1%	87.9%

* This is based on patients treated on this contract for their most recent course of treatment. Figures in italics indicate the base number of FP17s or Patient Questionnaire responses are less than 100. N/A is shown where the base number of responses is less than 10 during the period. % is calculated as Quantity/Base number*100

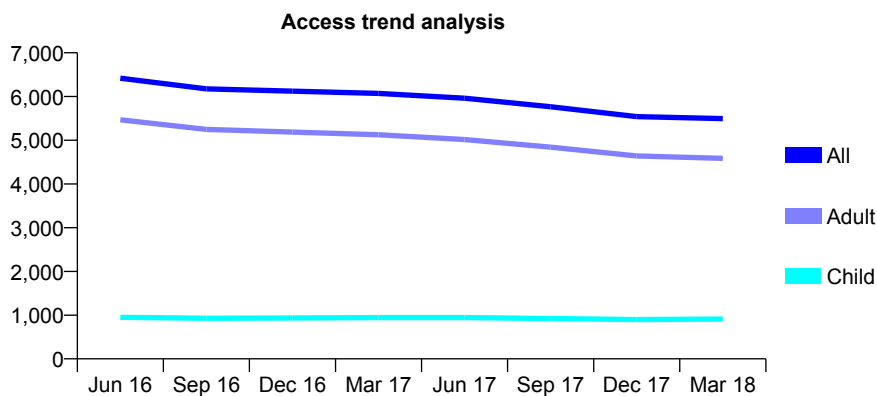
Q66 - Vital Signs At a Glance Contract Report for 101435/0075 - Year end March 2018

Name or company name	IDH Limited
Contract type name	GDS Contract
Purpose of contract	General
Contract start date	10/12/2007
Contract end date	

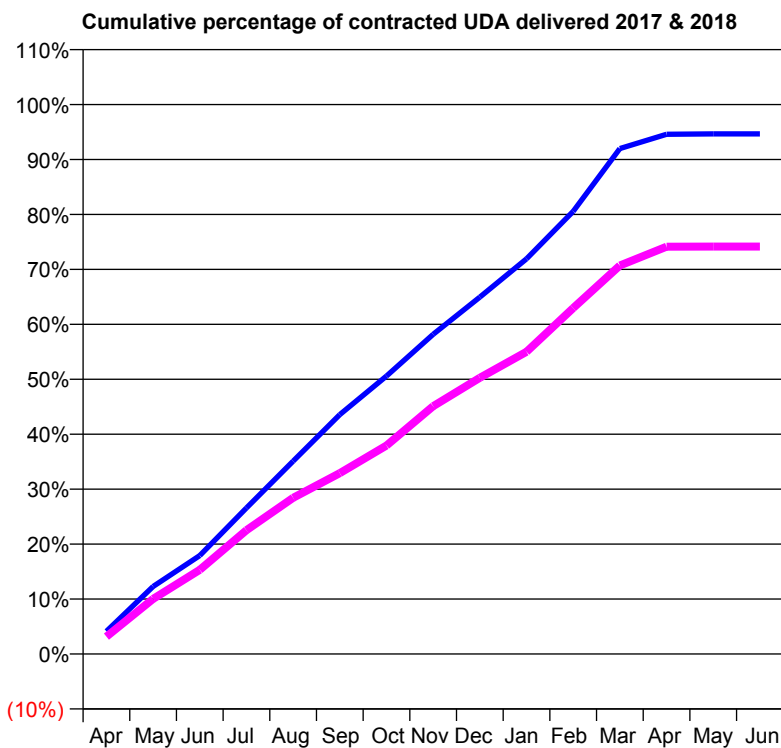
17/18 Contracted general activity (UDA)	19,750
Carry forward general activity (UDA)	0
17/18 Contracted orthodontic activity (UOA)	0
Carry forward orthodontic activity (UOA)	0
Baseline contract value	£494,705.05

ACCESS*

Patients seen in 24 months	Total	Change since previous quarter
Quarter ending March 2017	6,070	
Quarter ending June 2017	5,962	↓
Quarter ending September 2017	5,766	↓
Quarter ending December 2017	5,539	↓
Quarter ending March 2018	5,494	→
Variance since March 2017	(9.5%)	↓



ACTIVITY



Month	Adjusted Scheduled Activity (UDA)	
	2017	2018
April	691	624
May	2,057	1,981
June	3,000	3,025
July	4,453	4,448
August	5,881	5,616
September	7,299	6,500
October	8,473	7,495
November	9,744	8,907
December	10,878	9,928
January	12,046	10,862
February	13,492	12,435
March	15,406	13,964
April	15,841	14,638
May	15,855	14,642
June	15,854	14,642

QUALITY

	Quantity	Base Number	Contract	AT	Region	England
% of FP17s for the same patient ID Re-attending within 3 months - Children	29	1,189	2.4%	10.0%	11.5%	11.9%
% of FP17s for the same patient ID Re-attending within 3 months - Adults	398	5,638	7.1%	14.6%	15.9%	16.0%
% of FP17s for the same patient ID Re-attending between 3 & 9 months - Children	633	1,189	53.2%	59.5%	60.6%	58.3%
% of FP17s for the same patient ID Re-attending between 3 & 9 months - Adults	2,839	5,638	50.4%	50.4%	51.6%	50.3%
% of FP17s for Band 1 Urgent Courses	269	6,929	3.9%	10.1%	9.5%	9.1%
% of FP17s Relating to Free Repair or Replacements	55	6,929	0.8%	0.9%	0.7%	0.8%
% of FP17s Relating to Continuations	76	6,929	1.1%	1.1%	1.0%	1.0%
% of Patients satisfied with the dentistry they have received	12	12	100.0%	92.0%	92.0%	91.5%
% of Patients satisfied with the time they had to wait for an appointment	10	12	83.3%	85.9%	88.1%	87.9%

* This is based on patients treated on this contract for their most recent course of treatment. Figures in italics indicate the base number of FP17s or Patient Questionnaire responses are less than 100. N/A is shown where the base number of responses is less than 10 during the period. % is calculated as Quantity/Base number*100

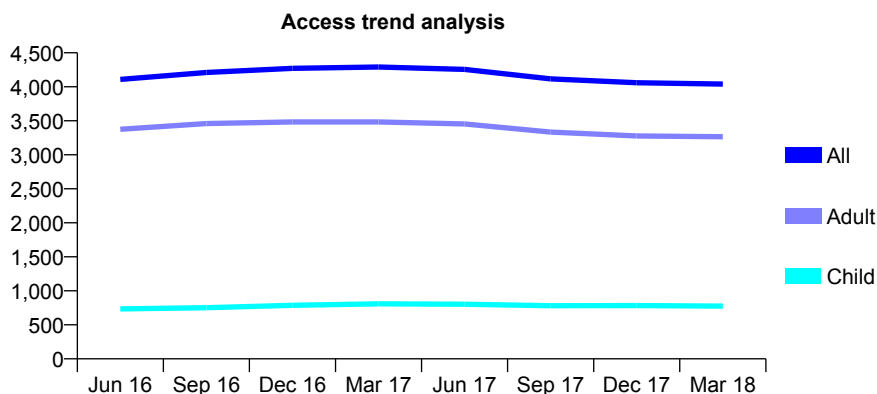
Q66 - Vital Signs At a Glance Contract Report for 102601/0001 - Year end March 2018

Name or company name	Smile Care Plymouth Ltd
Contract type name	GDS Contract
Purpose of contract	General
Contract start date	01/09/2012
Contract end date	

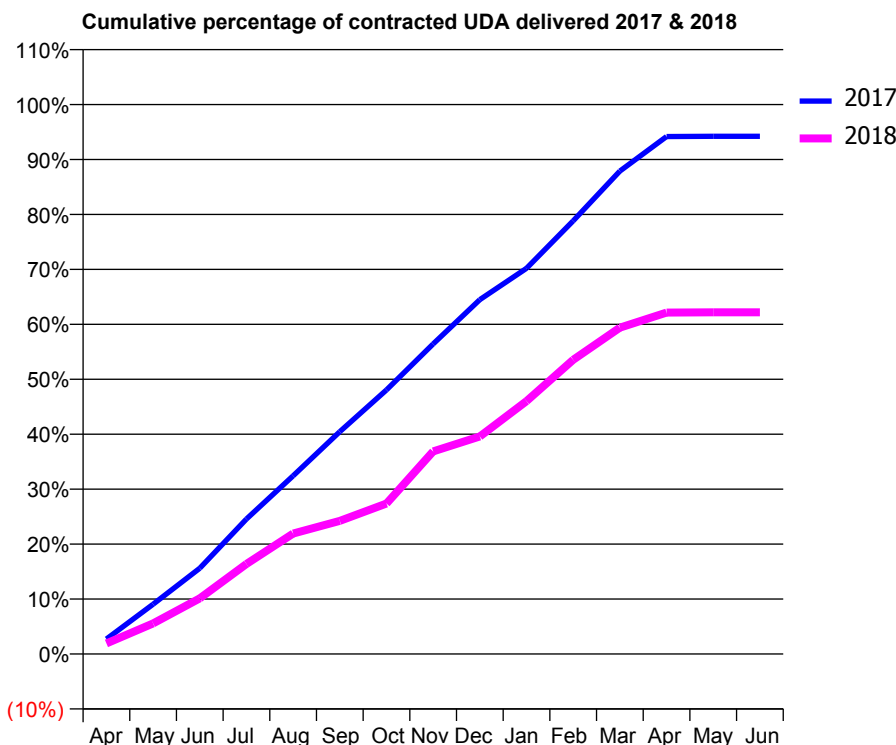
17/18 Contracted general activity (UDA)	18,000
Carry forward general activity (UDA)	0
17/18 Contracted orthodontic activity (UOA)	0
Carry forward orthodontic activity (UOA)	0
Baseline contract value	£427,826.30

ACCESS*

Patients seen in 24 months	Total	Change since previous quarter
Quarter ending March 2017	4,292	
Quarter ending June 2017	4,256	→
Quarter ending September 2017	4,117	↓
Quarter ending December 2017	4,060	↓
Quarter ending March 2018	4,041	→
Variance since March 2017	(5.8%)	↓



ACTIVITY



Month	Adjusted Scheduled Activity (UDA)	
	2017	2018
April	383	346
May	1,269	1,001
June	2,186	1,823
July	3,440	2,952
August	4,542	3,946
September	5,666	4,362
October	6,729	4,929
November	7,901	6,637
December	9,030	7,128
January	9,826	8,285
February	11,035	9,640
March	12,305	10,693
April	13,184	11,186
May	13,191	11,193
June	13,189	11,193

QUALITY

	Quantity	Base Number	Contract	AT	Region	England
% of FP17s for the same patient ID Re-attending within 3 months - Children	50	949	5.3%	10.0%	11.5%	11.9%
% of FP17s for the same patient ID Re-attending within 3 months - Adults	453	3,849	11.8%	14.6%	15.9%	16.0%
% of FP17s for the same patient ID Re-attending between 3 & 9 months - Children	432	949	45.5%	59.5%	60.6%	58.3%
% of FP17s for the same patient ID Re-attending between 3 & 9 months - Adults	1,824	3,849	47.4%	50.4%	51.6%	50.3%
% of FP17s for Band 1 Urgent Courses	795	4,731	16.8%	10.1%	9.5%	9.1%
% of FP17s Relating to Free Repair or Replacements	46	4,731	1.0%	0.9%	0.7%	0.8%
% of FP17s Relating to Continuations	20	4,731	0.4%	1.1%	1.0%	1.0%
% of Patients satisfied with the dentistry they have received	4	5	N/A	92.0%	92.0%	91.5%
% of Patients satisfied with the time they had to wait for an appointment	5	5	N/A	85.9%	88.1%	87.9%

* This is based on patients treated on this contract for their most recent course of treatment. Figures in italics indicate the base number of FP17s or Patient Questionnaire responses are less than 100. N/A is shown where the base number of responses is less than 10 during the period. % is calculated as Quantity/Base number*100

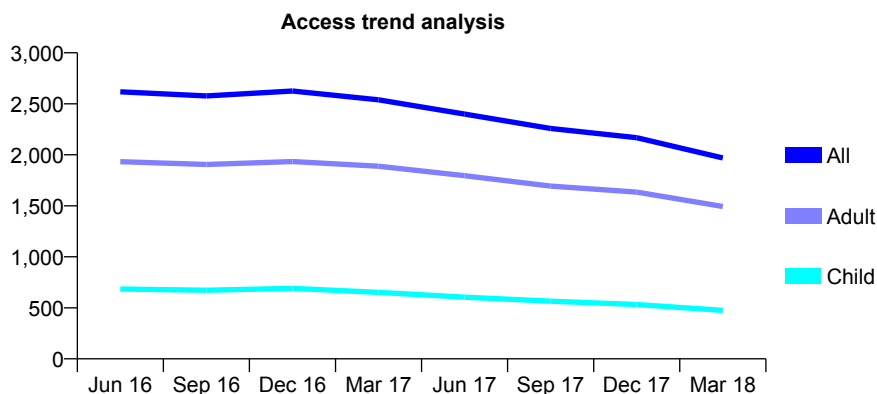
Q66 - Vital Signs At a Glance Contract Report for 102601/0002 - Year end March 2018

Name or company name	Smile Care Plymouth Ltd
Contract type name	PDS Contract
Purpose of contract	General
Contract start date	01/09/2012
Contract end date	31/08/2022

17/18 Contracted general activity (UDA)	7,000
Carry forward general activity (UDA)	131
17/18 Contracted orthodontic activity (UOA)	0
Carry forward orthodontic activity (UOA)	0
Baseline contract value	£163,913.15

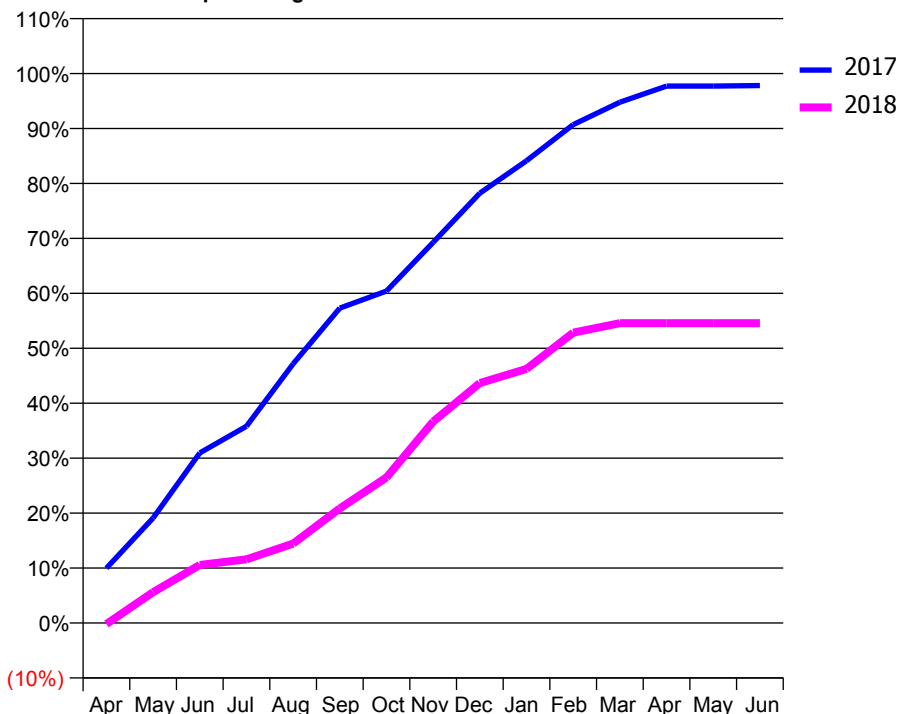
ACCESS*

Patients seen in 24 months	Total	Change since previous quarter
Quarter ending March 2017	2,539	
Quarter ending June 2017	2,399	↓
Quarter ending September 2017	2,258	↓
Quarter ending December 2017	2,168	↓
Quarter ending March 2018	1,969	↓
Variance since March 2017	(22.4%)	↓



ACTIVITY

Cumulative percentage of contracted UDA delivered 2017 & 2018



Adjusted Scheduled Activity (UDA)

Month	2017	2018
April	698	-15
May	1,337	392
June	2,167	740
July	2,507	811
August	3,302	1,012
September	4,011	1,459
October	4,229	1,854
November	4,848	2,566
December	5,476	3,058
January	5,889	3,236
February	6,348	3,699
March	6,633	3,820
April	6,840	3,820
May	6,840	3,820
June	6,846	3,820

QUALITY

	Quantity	Base Number	Contract	AT	Region	England
% of FP17s for the same patient ID Re-attending within 3 months - Children	32	434	7.4%	10.0%	11.5%	11.9%
% of FP17s for the same patient ID Re-attending within 3 months - Adults	225	1,407	16.0%	14.6%	15.9%	16.0%
% of FP17s for the same patient ID Re-attending between 3 & 9 months - Children	118	434	27.2%	59.5%	60.6%	58.3%
% of FP17s for the same patient ID Re-attending between 3 & 9 months - Adults	382	1,407	27.1%	50.4%	51.6%	50.3%
% of FP17s for Band 1 Urgent Courses	389	1,753	22.2%	10.1%	9.5%	9.1%
% of FP17s Relating to Free Repair or Replacements	15	1,753	0.9%	0.9%	0.7%	0.8%
% of FP17s Relating to Continuations	12	1,753	0.7%	1.1%	1.0%	1.0%
% of Patients satisfied with the dentistry they have received	3	3	N/A	92.0%	92.0%	91.5%
% of Patients satisfied with the time they had to wait for an appointment	0	3	N/A	85.9%	88.1%	87.9%

* This is based on patients treated on this contract for their most recent course of treatment. Figures in italics indicate the base number of FP17s or Patient Questionnaire responses are less than 100. N/A is shown where the base number of responses is less than 10 during the period. % is calculated as Quantity/Base number*100

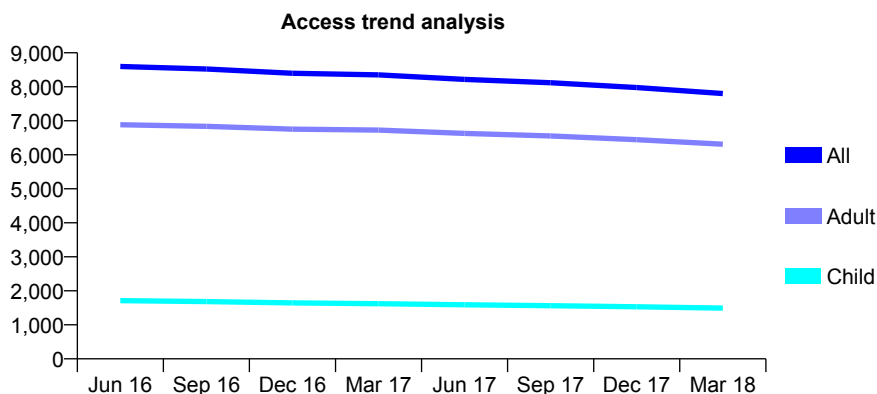
Q66 - Vital Signs At a Glance Contract Report for 102849/0001 - Year end March 2018

Name or company name	Kings Avenue Dental Practice
Contract type name	GDS Contract
Purpose of contract	General
Contract start date	06/12/2013
Contract end date	

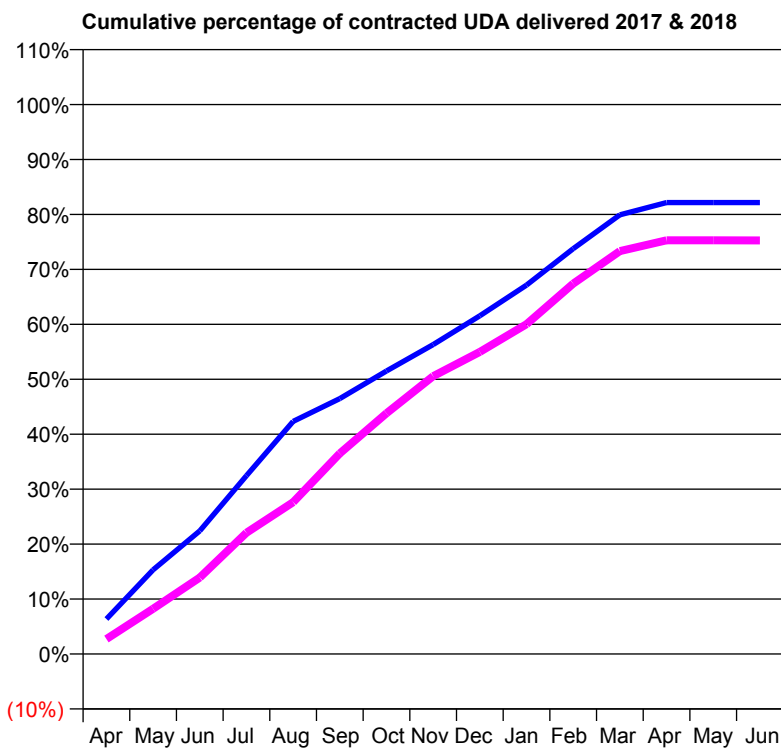
17/18 Contracted general activity (UDA)	26,339
Carry forward general activity (UDA)	0
17/18 Contracted orthodontic activity (UOA)	0
Carry forward orthodontic activity (UOA)	0
Baseline contract value	£650,427.05

ACCESS*

Patients seen in 24 months	Total	Change since previous quarter
Quarter ending March 2017	8,350	
Quarter ending June 2017	8,217	↓
Quarter ending September 2017	8,119	↓
Quarter ending December 2017	7,978	↓
Quarter ending March 2018	7,803	↓
Variance since March 2017	(6.6%)	↓



ACTIVITY



Month	Adjusted Scheduled Activity (UDA)	
	2017	2018
April	1,680	721
May	4,039	2,170
June	5,903	3,663
July	8,551	5,810
August	11,149	7,279
September	12,242	9,613
October	13,566	11,541
November	14,829	13,316
December	16,210	14,480
January	17,680	15,812
February	19,429	17,752
March	21,049	19,309
April	21,639	19,832
May	21,638	19,828
June	21,638	19,826

QUALITY

	Quantity	Base Number	Contract	AT	Region	England
% of FP17s for the same patient ID Re-attending within 3 months - Children	133	2,187	6.1%	10.0%	11.5%	11.9%
% of FP17s for the same patient ID Re-attending within 3 months - Adults	1,162	8,744	13.3%	14.6%	15.9%	16.0%
% of FP17s for the same patient ID Re-attending between 3 & 9 months - Children	1,281	2,187	58.6%	59.5%	60.6%	58.3%
% of FP17s for the same patient ID Re-attending between 3 & 9 months - Adults	4,502	8,744	51.5%	50.4%	51.6%	50.3%
% of FP17s for Band 1 Urgent Courses	1,043	10,857	9.6%	10.1%	9.5%	9.1%
% of FP17s Relating to Free Repair or Replacements	224	10,857	2.1%	0.9%	0.7%	0.8%
% of FP17s Relating to Continuations	80	10,857	0.7%	1.1%	1.0%	1.0%
% of Patients satisfied with the dentistry they have received	10	12	83.3%	92.0%	92.0%	91.5%
% of Patients satisfied with the time they had to wait for an appointment	8	12	66.7%	85.9%	88.1%	87.9%

* This is based on patients treated on this contract for their most recent course of treatment. Figures in italics indicate the base number of FP17s or Patient Questionnaire responses are less than 100. N/A is shown where the base number of responses is less than 10 during the period. % is calculated as Quantity/Base number*100

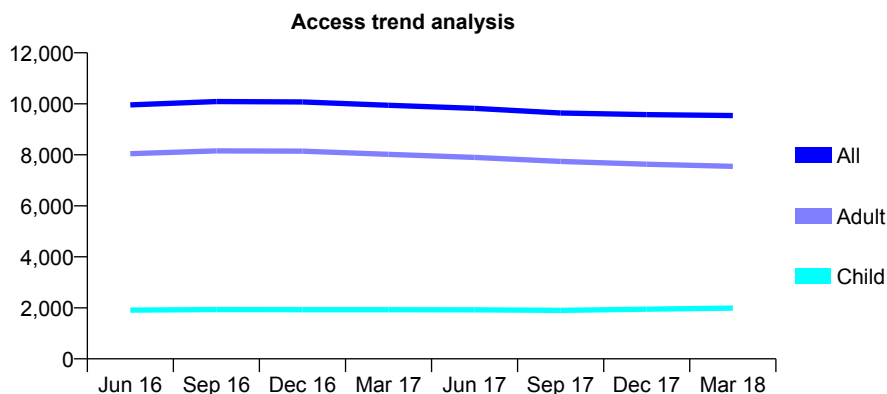
Q66 - Vital Signs At a Glance Contract Report for 106828/0001 - Year end March 2018

Name or company name	Fairfield House
Contract type name	GDS Contract
Purpose of contract	General and Orthodontic
Contract start date	01/10/2014
Contract end date	

17/18 Contracted general activity (UDA)	29,644
Carry forward general activity (UDA)	607
17/18 Contracted orthodontic activity (UOA)	27
Carry forward orthodontic activity (UOA)	0
Baseline contract value	£757,066.09

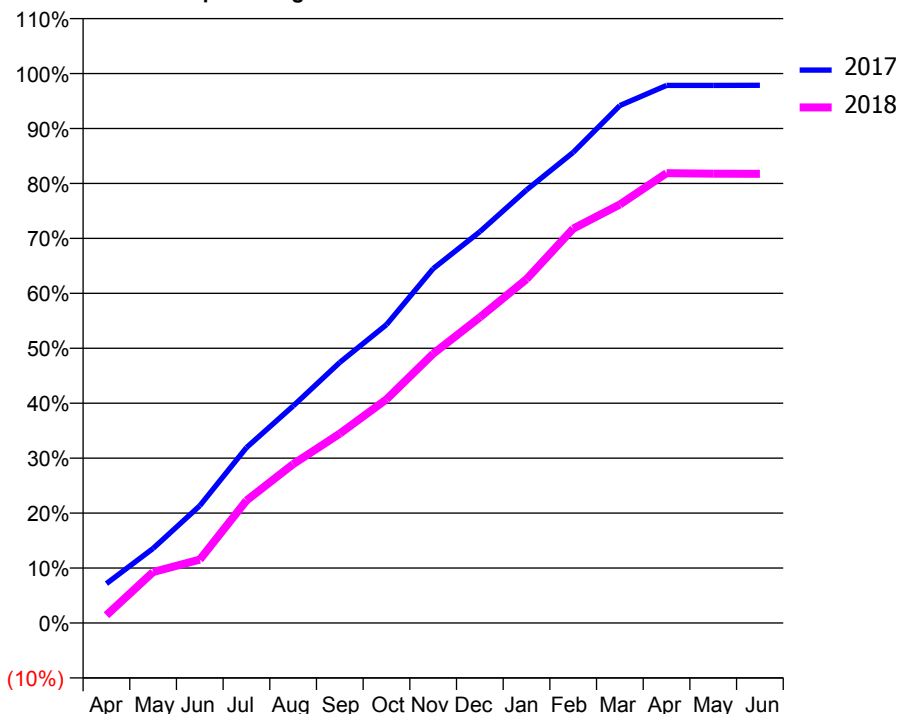
ACCESS*

Patients seen in 24 months	Total	Change since previous quarter
Quarter ending March 2017	9,943	
Quarter ending June 2017	9,820	↓
Quarter ending September 2017	9,641	↓
Quarter ending December 2017	9,575	→
Quarter ending March 2018	9,540	→
Variance since March 2017	(4.1%)	↓



ACTIVITY

Cumulative percentage of contracted UDA delivered 2017 & 2018



Month	Adjusted Scheduled Activity (UDA)	
	2017	2018
April	2,126	419
May	4,025	2,751
June	6,328	3,419
July	9,467	6,605
August	11,704	8,568
September	14,061	10,217
October	16,098	12,066
November	19,116	14,525
December	21,108	16,490
January	23,362	18,546
February	25,393	21,274
March	27,917	22,580
April	29,003	24,266
May	29,003	24,237
June	29,009	24,230

QUALITY

	Quantity	Base Number	Contract	AT	Region	England
% of FP17s for the same patient ID Re-attending within 3 months - Children	233	2,964	7.9%	10.0%	11.5%	11.9%
% of FP17s for the same patient ID Re-attending within 3 months - Adults	2,203	11,075	19.9%	14.6%	15.9%	16.0%
% of FP17s for the same patient ID Re-attending between 3 & 9 months - Children	1,867	2,964	63.0%	59.5%	60.6%	58.3%
% of FP17s for the same patient ID Re-attending between 3 & 9 months - Adults	5,640	11,075	50.9%	50.4%	51.6%	50.3%
% of FP17s for Band 1 Urgent Courses	1,173	13,170	8.9%	10.1%	9.5%	9.1%
% of FP17s Relating to Free Repair or Replacements	244	13,170	1.9%	0.9%	0.7%	0.8%
% of FP17s Relating to Continuations	156	13,170	1.2%	1.1%	1.0%	1.0%
% of Patients satisfied with the dentistry they have received	20	21	95.2%	92.0%	92.0%	91.5%
% of Patients satisfied with the time they had to wait for an appointment	18	21	85.7%	85.9%	88.1%	87.9%

* This is based on patients treated on this contract for their most recent course of treatment. Figures in italics indicate the base number of FP17s or Patient Questionnaire responses are less than 100. N/A is shown where the base number of responses is less than 10 during the period. % is calculated as Quantity/Base number*100

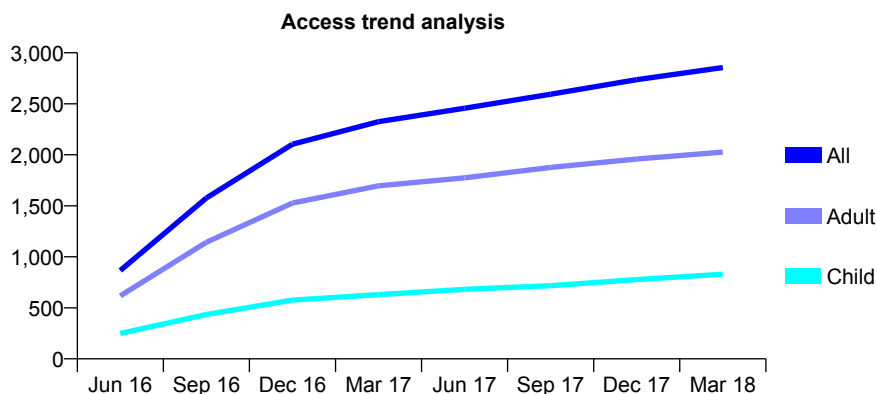
Q66 - Vital Signs At a Glance Contract Report for 107956/0002 - Year end March 2018

Name or company name	Smile Care (Cornwall) Ltd
Contract type name	PDS Contract
Purpose of contract	General
Contract start date	15/01/2016
Contract end date	14/01/2021

17/18 Contracted general activity (UDA)	14,000
Carry forward general activity (UDA)	0
17/18 Contracted orthodontic activity (UOA)	0
Carry forward orthodontic activity (UOA)	0
Baseline contract value	£346,794.82

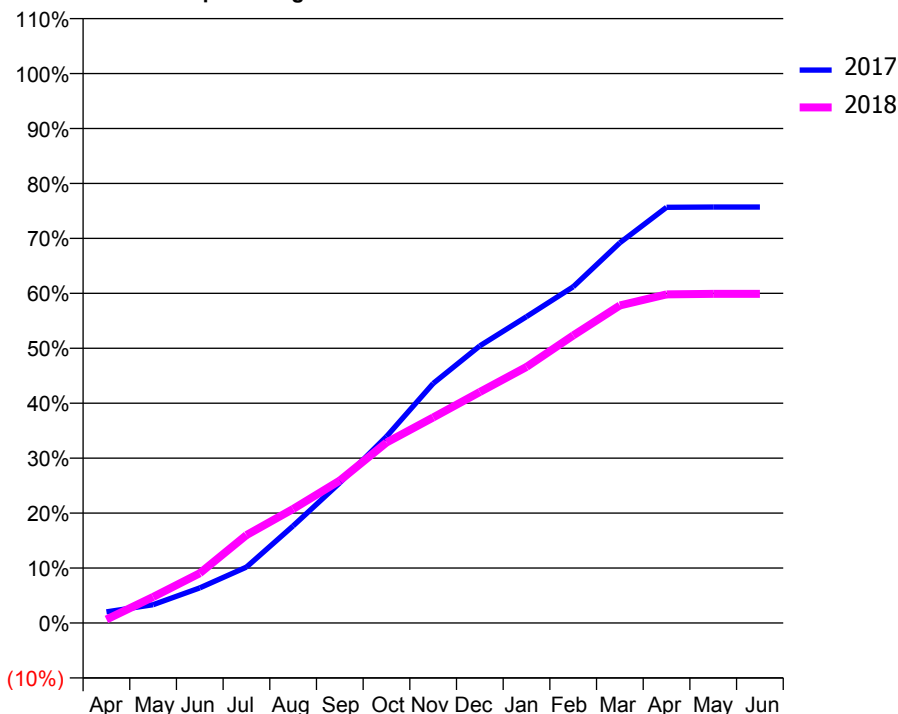
ACCESS*

Patients seen in 24 months	Total	Change since previous quarter
Quarter ending March 2017	2,325	
Quarter ending June 2017	2,457	↑
Quarter ending September 2017	2,594	↑
Quarter ending December 2017	2,736	↑
Quarter ending March 2018	2,856	↑
Variance since March 2017	22.8%	↑



ACTIVITY

Cumulative percentage of contracted UDA delivered 2017 & 2018



Month	Adjusted Scheduled Activity (UDA)	
	2017	2018
April	253	92
May	419	664
June	800	1,270
July	1,271	2,241
August	2,211	2,906
September	3,189	3,629
October	4,243	4,598
November	5,448	5,237
December	6,306	5,886
January	6,970	6,524
February	7,649	7,327
March	8,649	8,089
April	9,457	8,372
May	9,461	8,386
June	9,461	8,388

QUALITY

	Quantity	Base Number	Contract	AT	Region	England
% of FP17s for the same patient ID Re-attending within 3 months - Children	79	1,070	7.4%	10.0%	11.5%	11.9%
% of FP17s for the same patient ID Re-attending within 3 months - Adults	461	2,534	18.2%	14.6%	15.9%	16.0%
% of FP17s for the same patient ID Re-attending between 3 & 9 months - Children	563	1,070	52.6%	59.5%	60.6%	58.3%
% of FP17s for the same patient ID Re-attending between 3 & 9 months - Adults	1,103	2,534	43.5%	50.4%	51.6%	50.3%
% of FP17s for Band 1 Urgent Courses	300	3,562	8.4%	10.1%	9.5%	9.1%
% of FP17s Relating to Free Repair or Replacements	78	3,562	2.2%	0.9%	0.7%	0.8%
% of FP17s Relating to Continuations	40	3,562	1.1%	1.1%	1.0%	1.0%
% of Patients satisfied with the dentistry they have received	4	5	N/A	92.0%	92.0%	91.5%
% of Patients satisfied with the time they had to wait for an appointment	4	5	N/A	85.9%	88.1%	87.9%

* This is based on patients treated on this contract for their most recent course of treatment. Figures in italics indicate the base number of FP17s or Patient Questionnaire responses are less than 100. N/A is shown where the base number of responses is less than 10 during the period. % is calculated as Quantity/Base number*100

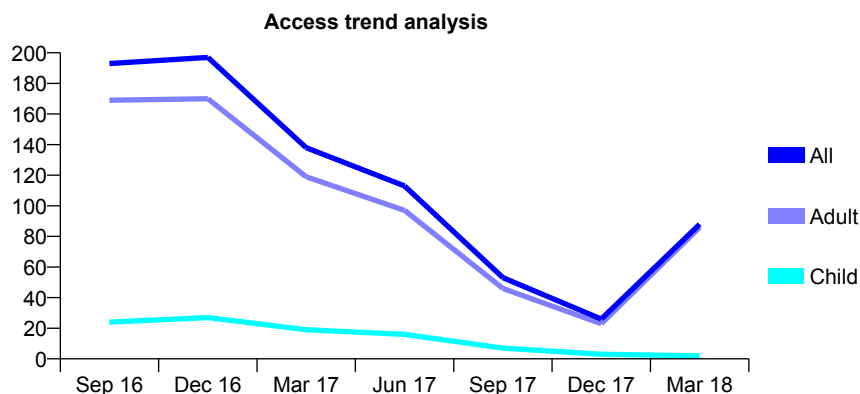
Q66 - Vital Signs At a Glance Contract Report for 107956/0003 - Year end March 2018

Name or company name	Smile Care (Cornwall) Ltd
Contract type name	PDS Contract
Purpose of contract	General
Contract start date	08/02/2016
Contract end date	31/03/2021

17/18 Contracted general activity (UDA)	3,889
Carry forward general activity (UDA)	0
17/18 Contracted orthodontic activity (UOA)	0
Carry forward orthodontic activity (UOA)	0
Baseline contract value	£110,782.00

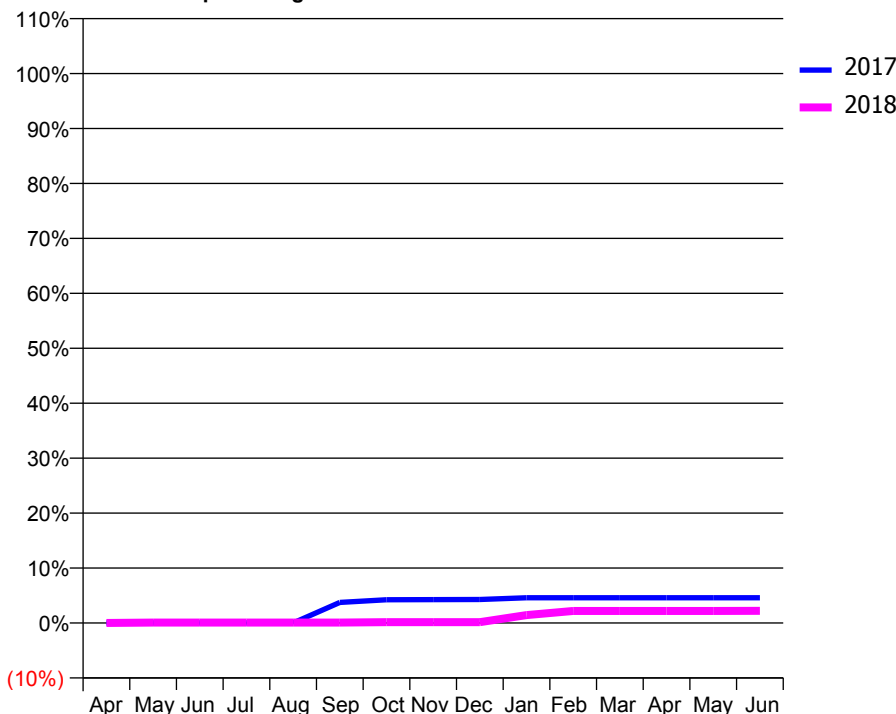
ACCESS*

Patients seen in 24 months	Total	Change since previous quarter
Quarter ending March 2017	138	
Quarter ending June 2017	113	↓
Quarter ending September 2017	53	↓
Quarter ending December 2017	26	↓
Quarter ending March 2018	88	↑
Variance since March 2017	(36.2%)	↓



ACTIVITY

Cumulative percentage of contracted UDA delivered 2017 & 2018



Month	Adjusted Scheduled Activity (UDA)	
	2017	2018
April	0	0
May	0	3
June	0	3
July	0	3
August	0	3
September	198	3
October	224	6
November	225	6
December	226	6
January	243	56
February	243	86
March	243	86
April	243	86
May	243	86
June	243	87

QUALITY

	Quantity	Base Number	Contract	AT	Region	England
% of FP17s for the same patient ID Re-attending within 3 months - Children	0	1	0.0%	10.0%	11.5%	11.9%
% of FP17s for the same patient ID Re-attending within 3 months - Adults	0	74	0.0%	14.6%	15.9%	16.0%
% of FP17s for the same patient ID Re-attending between 3 & 9 months - Children	0	1	0.0%	59.5%	60.6%	58.3%
% of FP17s for the same patient ID Re-attending between 3 & 9 months - Adults	0	74	0.0%	50.4%	51.6%	50.3%
% of FP17s for Band 1 Urgent Courses	4	76	5.3%	10.1%	9.5%	9.1%
% of FP17s Relating to Free Repair or Replacements	0	76	0.0%	0.9%	0.7%	0.8%
% of FP17s Relating to Continuations	0	76	0.0%	1.1%	1.0%	1.0%
% of Patients satisfied with the dentistry they have received	0	0	N/A	92.0%	92.0%	91.5%
% of Patients satisfied with the time they had to wait for an appointment	0	0	N/A	85.9%	88.1%	87.9%

* This is based on patients treated on this contract for their most recent course of treatment. Figures in italics indicate the base number of FP17s or Patient Questionnaire responses are less than 100. N/A is shown where the base number of responses is less than 10 during the period. % is calculated as Quantity/Base number*100

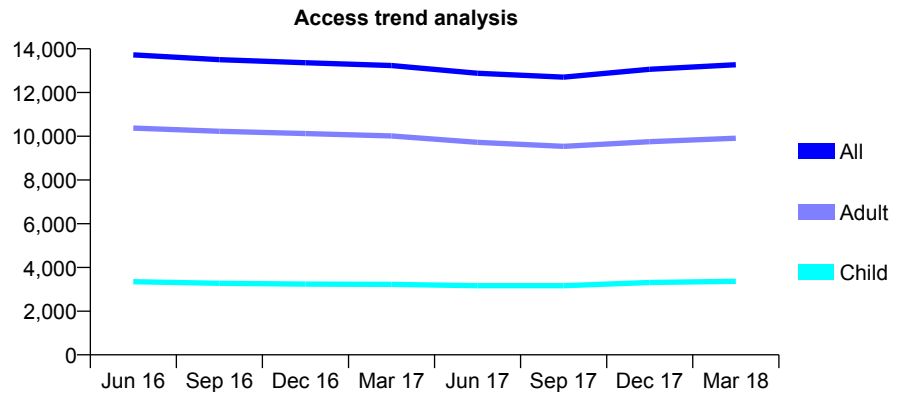
Q66 - Vital Signs At a Glance Contract Report for 107980/0001 - Year end March 2018

Name or company name	BM Pearson Ltd
Contract type name	GDS Contract
Purpose of contract	General
Contract start date	01/10/2006
Contract end date	

17/18 Contracted general activity (UDA)	36,970
Carry forward general activity (UDA)	-731
17/18 Contracted orthodontic activity (UOA)	0
Carry forward orthodontic activity (UOA)	0
Baseline contract value	£1,213,270.37

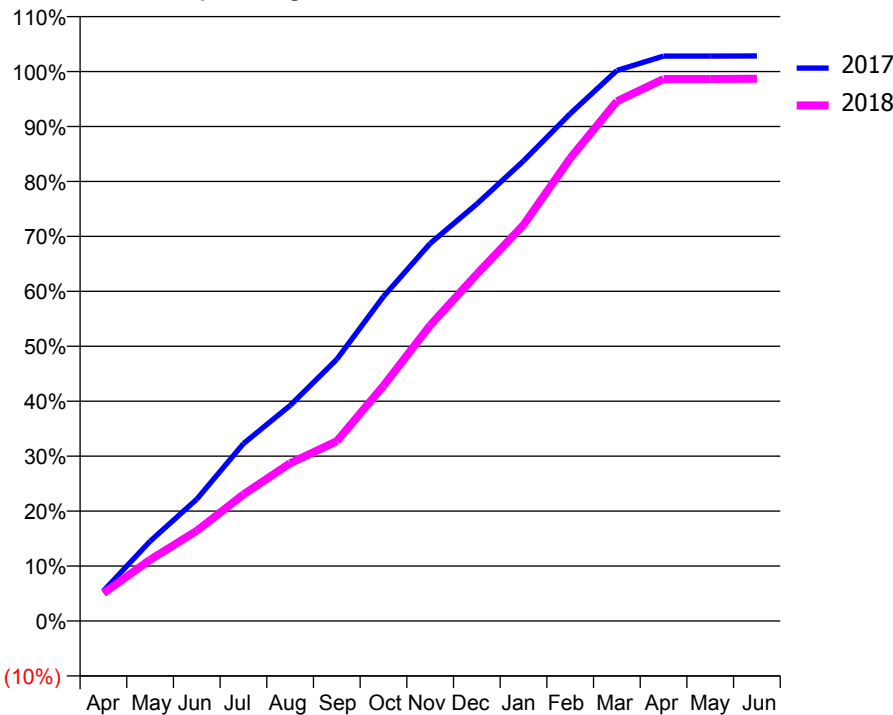
ACCESS*

Patients seen in 24 months	Total	Change since previous quarter
Quarter ending March 2017	13,235	
Quarter ending June 2017	12,881	↓
Quarter ending September 2017	12,704	↓
Quarter ending December 2017	13,065	↑
Quarter ending March 2018	13,271	→
Variance since March 2017	0.3%	→



ACTIVITY

Cumulative percentage of contracted UDA delivered 2017 & 2018



Month	Adjusted Scheduled Activity (UDA)	
	2017	2018
April	1,999	1,871
May	5,306	4,124
June	8,100	6,067
July	11,802	8,520
August	14,337	10,622
September	17,406	12,101
October	21,580	15,829
November	25,115	19,891
December	27,737	23,342
January	30,607	26,646
February	33,747	31,137
March	36,619	34,963
April	37,577	36,466
May	37,572	36,467
June	37,583	36,479

QUALITY

	Quantity	Base Number	Contract	AT	Region	England
% of FP17s for the same patient ID Re-attending within 3 months - Children	280	4,252	6.6%	10.0%	11.5%	11.9%
% of FP17s for the same patient ID Re-attending within 3 months - Adults	1,421	10,759	13.2%	14.6%	15.9%	16.0%
% of FP17s for the same patient ID Re-attending between 3 & 9 months - Children	2,020	4,252	47.5%	59.5%	60.6%	58.3%
% of FP17s for the same patient ID Re-attending between 3 & 9 months - Adults	4,042	10,759	37.6%	50.4%	51.6%	50.3%
% of FP17s for Band 1 Urgent Courses	1,739	15,197	11.4%	10.1%	9.5%	9.1%
% of FP17s Relating to Free Repair or Replacements	92	15,197	0.6%	0.9%	0.7%	0.8%
% of FP17s Relating to Continuations	68	15,197	0.4%	1.1%	1.0%	1.0%
% of Patients satisfied with the dentistry they have received	12	13	92.3%	92.0%	92.0%	91.5%
% of Patients satisfied with the time they had to wait for an appointment	9	13	69.2%	85.9%	88.1%	87.9%

* This is based on patients treated on this contract for their most recent course of treatment. Figures in italics indicate the base number of FP17s or Patient Questionnaire responses are less than 100. N/A is shown where the base number of responses is less than 10 during the period. % is calculated as Quantity/Base number*100

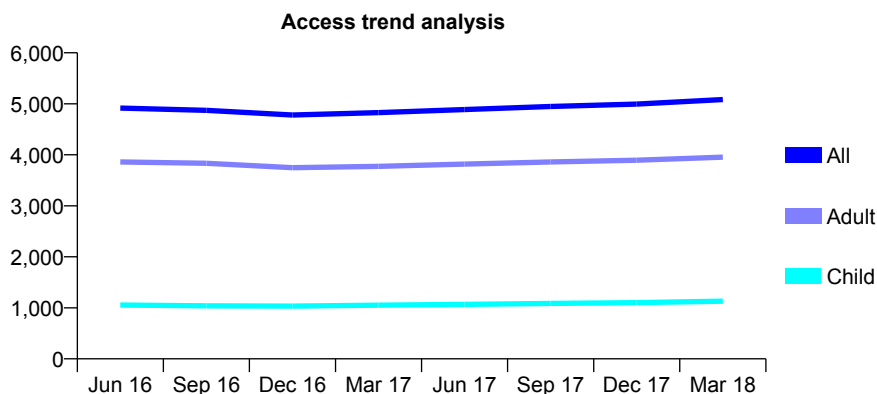
Q66 - Vital Signs At a Glance Contract Report for 108111/0001 - Year end March 2018

Name or company name	Chulmleigh Dental Practice LTD
Contract type name	GDS Contract
Purpose of contract	General
Contract start date	01/11/2007
Contract end date	

17/18 Contracted general activity (UDA)	12,315
Carry forward general activity (UDA)	0
17/18 Contracted orthodontic activity (UOA)	0
Carry forward orthodontic activity (UOA)	0
Baseline contract value	£335,051.43

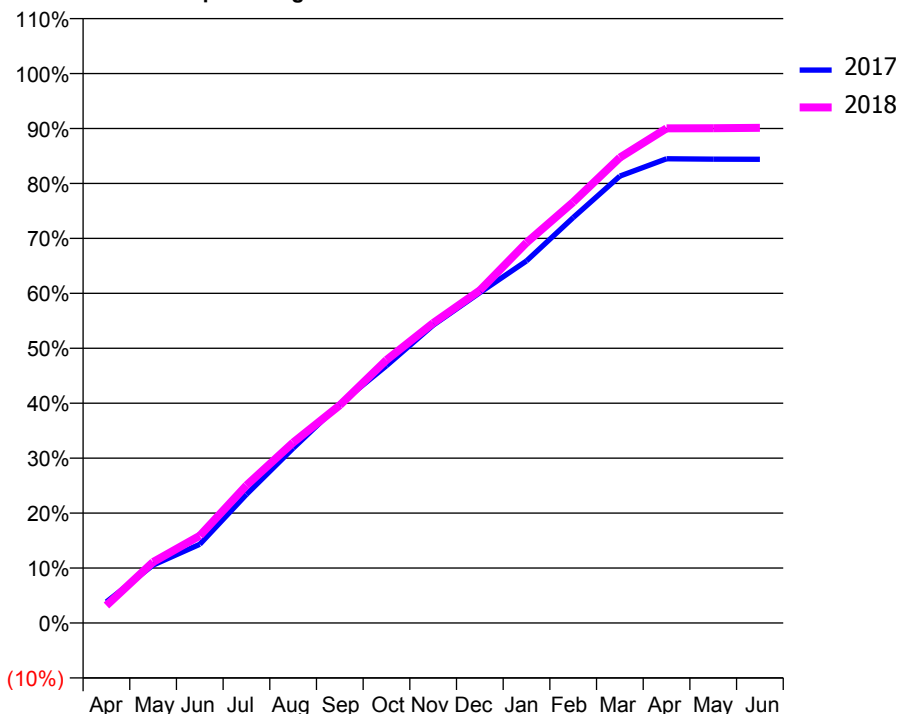
ACCESS*

Patients seen in 24 months	Total	Change since previous quarter
Quarter ending March 2017	4,827	
Quarter ending June 2017	4,887	→
Quarter ending September 2017	4,947	→
Quarter ending December 2017	4,995	→
Quarter ending March 2018	5,083	→
Variance since March 2017	5.3%	↑



ACTIVITY

Cumulative percentage of contracted UDA delivered 2017 & 2018



Adjusted Scheduled Activity (UDA)

Month	2017	2018
April	473	392
May	1,297	1,367
June	1,764	1,956
July	2,883	3,086
August	3,917	4,046
September	4,908	4,883
October	5,766	5,893
November	6,674	6,724
December	7,403	7,454
January	8,114	8,524
February	9,085	9,433
March	10,015	10,431
April	10,403	11,087
May	10,394	11,089
June	10,393	11,099

QUALITY

	Quantity	Base Number	Contract	AT	Region	England
% of FP17s for the same patient ID Re-attending within 3 months - Children	62	1,557	4.0%	10.0%	11.5%	11.9%
% of FP17s for the same patient ID Re-attending within 3 months - Adults	662	5,375	12.3%	14.6%	15.9%	16.0%
% of FP17s for the same patient ID Re-attending between 3 & 9 months - Children	906	1,557	58.2%	59.5%	60.6%	58.3%
% of FP17s for the same patient ID Re-attending between 3 & 9 months - Adults	2,841	5,375	52.9%	50.4%	51.6%	50.3%
% of FP17s for Band 1 Urgent Courses	401	6,003	6.7%	10.1%	9.5%	9.1%
% of FP17s Relating to Free Repair or Replacements	96	6,003	1.6%	0.9%	0.7%	0.8%
% of FP17s Relating to Continuations	44	6,003	0.7%	1.1%	1.0%	1.0%
% of Patients satisfied with the dentistry they have received	13	14	92.9%	92.0%	92.0%	91.5%
% of Patients satisfied with the time they had to wait for an appointment	13	14	92.9%	85.9%	88.1%	87.9%

* This is based on patients treated on this contract for their most recent course of treatment. Figures in italics indicate the base number of FP17s or Patient Questionnaire responses are less than 100. N/A is shown where the base number of responses is less than 10 during the period. % is calculated as Quantity/Base number*100

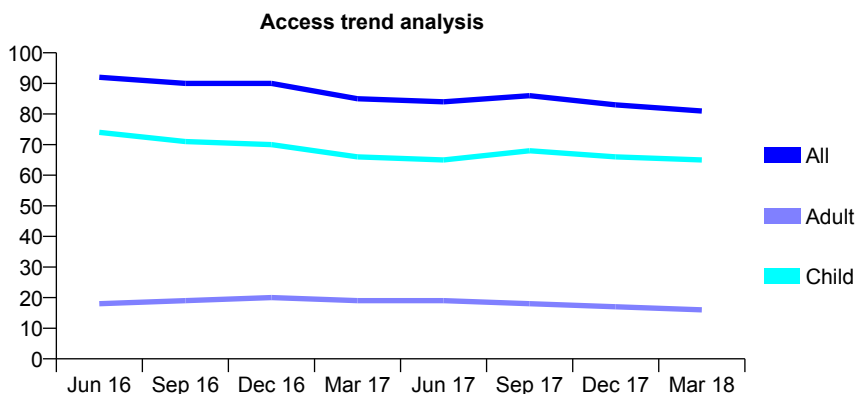
Q66 - Vital Signs At a Glance Contract Report for 109053/0001 - Year end March 2018

Name or company name	Modbury Dental Practice Ltd
Contract type name	GDS Contract
Purpose of contract	General
Contract start date	01/07/2014
Contract end date	

17/18 Contracted general activity (UDA)	172
Carry forward general activity (UDA)	0
17/18 Contracted orthodontic activity (UOA)	0
Carry forward orthodontic activity (UOA)	0
Baseline contract value	£4,789.65

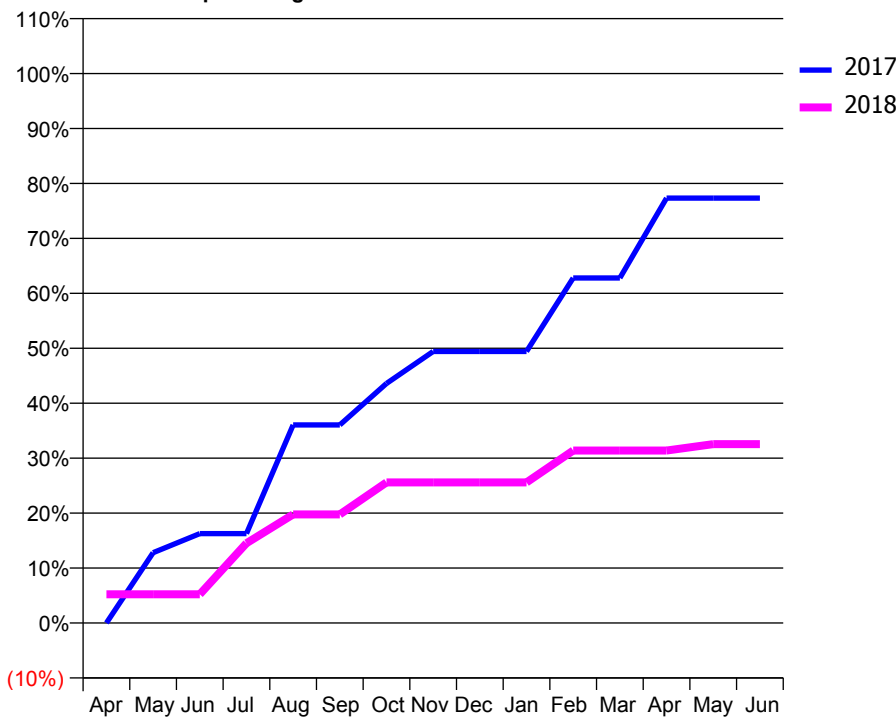
ACCESS*

Patients seen in 24 months	Total	Change since previous quarter
Quarter ending March 2017	85	
Quarter ending June 2017	84	↓
Quarter ending September 2017	86	↑
Quarter ending December 2017	83	↓
Quarter ending March 2018	81	↓
Variance since March 2017	(4.7%)	↓



ACTIVITY

Cumulative percentage of contracted UDA delivered 2017 & 2018



Month	Adjusted Scheduled Activity (UDA)	
	2017	2018
April	0	9
May	22	9
June	28	9
July	28	25
August	62	34
September	62	34
October	75	44
November	85	44
December	85	44
January	85	44
February	108	54
March	108	54
April	133	54
May	133	56
June	133	56

QUALITY

	Quantity	Base Number	Contract	AT	Region	England
% of FP17s for the same patient ID Re-attending within 3 months - Children	3	93	3.2%	10.0%	11.5%	11.9%
% of FP17s for the same patient ID Re-attending within 3 months - Adults	0	10	0.0%	14.6%	15.9%	16.0%
% of FP17s for the same patient ID Re-attending between 3 & 9 months - Children	60	93	64.5%	59.5%	60.6%	58.3%
% of FP17s for the same patient ID Re-attending between 3 & 9 months - Adults	3	10	30.0%	50.4%	51.6%	50.3%
% of FP17s for Band 1 Urgent Courses	0	93	0.0%	10.1%	9.5%	9.1%
% of FP17s Relating to Free Repair or Replacements	0	93	0.0%	0.9%	0.7%	0.8%
% of FP17s Relating to Continuations	1	93	1.1%	1.1%	1.0%	1.0%
% of Patients satisfied with the dentistry they have received	0	0	N/A	92.0%	92.0%	91.5%
% of Patients satisfied with the time they had to wait for an appointment	0	0	N/A	85.9%	88.1%	87.9%

* This is based on patients treated on this contract for their most recent course of treatment. Figures in italics indicate the base number of FP17s or Patient Questionnaire responses are less than 100. N/A is shown where the base number of responses is less than 10 during the period. % is calculated as Quantity/Base number*100

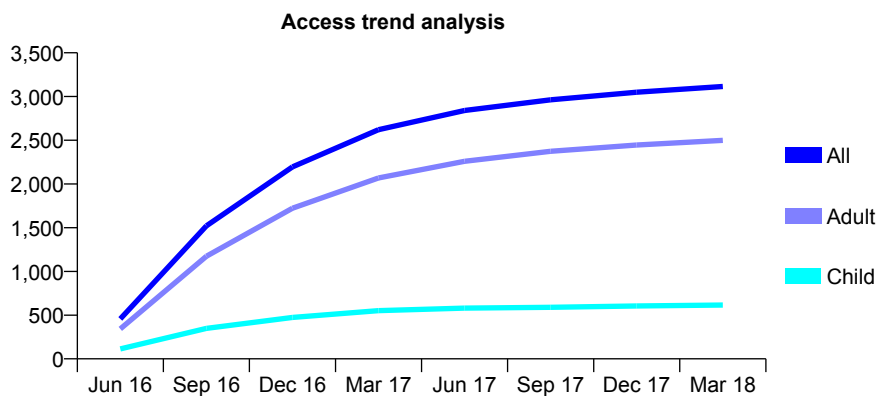
Q66 - Vital Signs At a Glance Contract Report for 110426/0001 - Year end March 2018

Name or company name	Mount Wise Dental Practice
Contract type name	GDS Contract
Purpose of contract	General
Contract start date	01/01/2016
Contract end date	

17/18 Contracted general activity (UDA)	6,069
Carry forward general activity (UDA)	0
17/18 Contracted orthodontic activity (UOA)	0
Carry forward orthodontic activity (UOA)	0
Baseline contract value	£163,661.49

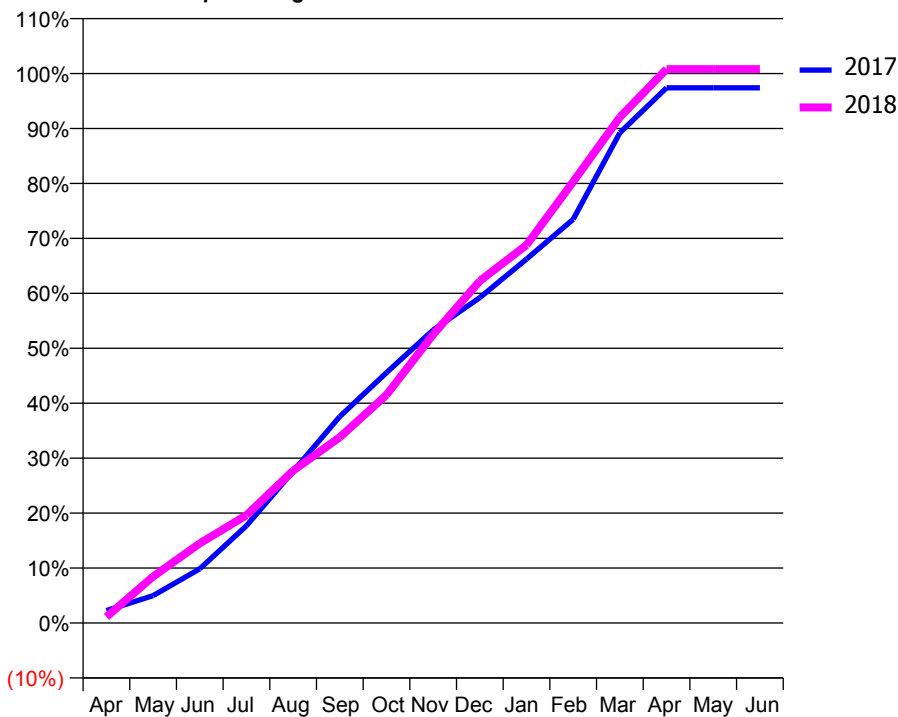
ACCESS*

Patients seen in 24 months	Total	Change since previous quarter
Quarter ending March 2017	2,621	
Quarter ending June 2017	2,840	↑
Quarter ending September 2017	2,963	↑
Quarter ending December 2017	3,049	↑
Quarter ending March 2018	3,115	↑
Variance since March 2017	18.8%	↑



ACTIVITY

Cumulative percentage of contracted UDA delivered 2017 & 2018



Adjusted Scheduled Activity (UDA)

Month	2017	2018
April	133	68
May	293	514
June	580	880
July	1,039	1,191
August	1,622	1,683
September	2,207	2,052
October	2,677	2,519
November	3,133	3,187
December	3,479	3,779
January	3,890	4,174
February	4,315	4,874
March	5,240	5,588
April	5,720	6,117
May	5,721	6,117
June	5,721	6,117

QUALITY

	Quantity	Base Number	Contract	AT	Region	England
% of FP17s for the same patient ID Re-attending within 3 months - Children	60	785	7.6%	10.0%	11.5%	11.9%
% of FP17s for the same patient ID Re-attending within 3 months - Adults	456	3,069	14.9%	14.6%	15.9%	16.0%
% of FP17s for the same patient ID Re-attending between 3 & 9 months - Children	337	785	42.9%	59.5%	60.6%	58.3%
% of FP17s for the same patient ID Re-attending between 3 & 9 months - Adults	1,363	3,069	44.4%	50.4%	51.6%	50.3%
% of FP17s for Band 1 Urgent Courses	77	2,615	2.9%	10.1%	9.5%	9.1%
% of FP17s Relating to Free Repair or Replacements	23	2,615	0.9%	0.9%	0.7%	0.8%
% of FP17s Relating to Continuations	58	2,615	2.2%	1.1%	1.0%	1.0%
% of Patients satisfied with the dentistry they have received	4	5	N/A	92.0%	92.0%	91.5%
% of Patients satisfied with the time they had to wait for an appointment	4	5	N/A	85.9%	88.1%	87.9%

* This is based on patients treated on this contract for their most recent course of treatment. Figures in italics indicate the base number of FP17s or Patient Questionnaire responses are less than 100. N/A is shown where the base number of responses is less than 10 during the period. % is calculated as Quantity/Base number*100

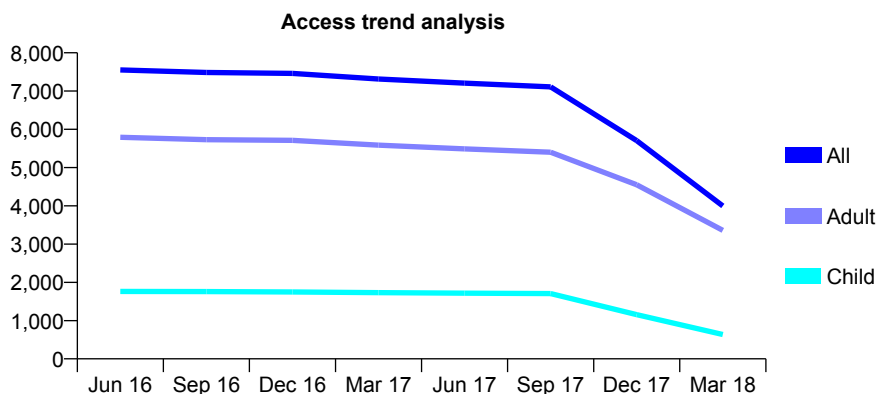
Q66 - Vital Signs At a Glance Contract Report for 110698/0008 - Year end March 2018

Name or company name	Primecare Oral Health Services Ltd
Contract type name	PDS Plus Contract
Purpose of contract	General
Contract start date	21/02/2011
Contract end date	30/09/2017

17/18 Contracted general activity (UDA)	9,058
Carry forward general activity (UDA)	205
17/18 Contracted orthodontic activity (UOA)	0
Carry forward orthodontic activity (UOA)	0
Baseline contract value	£135,106.42

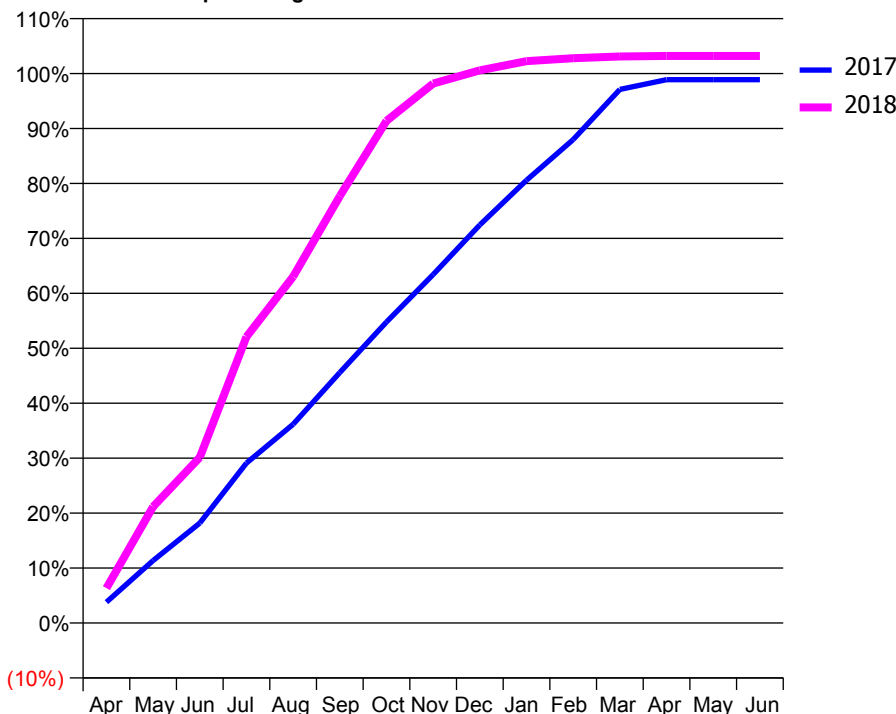
ACCESS*

Patients seen in 24 months	Total	Change since previous quarter
Quarter ending March 2017	7,314	
Quarter ending June 2017	7,208	↓
Quarter ending September 2017	7,108	↓
Quarter ending December 2017	5,704	↓
Quarter ending March 2018	3,995	↓
Variance since March 2017	(45.4%)	↓



ACTIVITY

Cumulative percentage of contracted UDA delivered 2017 & 2018



Month	Adjusted Scheduled Activity (UDA)	
	2017	2018
April	687	576
May	2,061	1,917
June	3,297	2,731
July	5,274	4,719
August	6,555	5,710
September	8,260	7,038
October	9,924	8,278
November	11,490	8,893
December	13,123	9,109
January	14,597	9,261
February	15,937	9,310
March	17,589	9,338
April	17,911	9,348
May	17,911	9,348
June	17,911	9,348

QUALITY

	Quantity	Base Number	Contract	AT	Region	England
% of FP17s for the same patient ID Re-attending within 3 months - Children	55	1,433	3.8%	10.0%	11.5%	11.9%
% of FP17s for the same patient ID Re-attending within 3 months - Adults	348	3,423	10.2%	14.6%	15.9%	16.0%
% of FP17s for the same patient ID Re-attending between 3 & 9 months - Children	989	1,433	69.0%	59.5%	60.6%	58.3%
% of FP17s for the same patient ID Re-attending between 3 & 9 months - Adults	1,046	3,423	30.6%	50.4%	51.6%	50.3%
% of FP17s for Band 1 Urgent Courses	382	4,681	8.2%	10.1%	9.5%	9.1%
% of FP17s Relating to Free Repair or Replacements	24	4,681	0.5%	0.9%	0.7%	0.8%
% of FP17s Relating to Continuations	62	4,681	1.3%	1.1%	1.0%	1.0%
% of Patients satisfied with the dentistry they have received	17	18	94.4%	92.0%	92.0%	91.5%
% of Patients satisfied with the time they had to wait for an appointment	16	18	88.9%	85.9%	88.1%	87.9%

* This is based on patients treated on this contract for their most recent course of treatment. Figures in italics indicate the base number of FP17s or Patient Questionnaire responses are less than 100. N/A is shown where the base number of responses is less than 10 during the period. % is calculated as Quantity/Base number*100

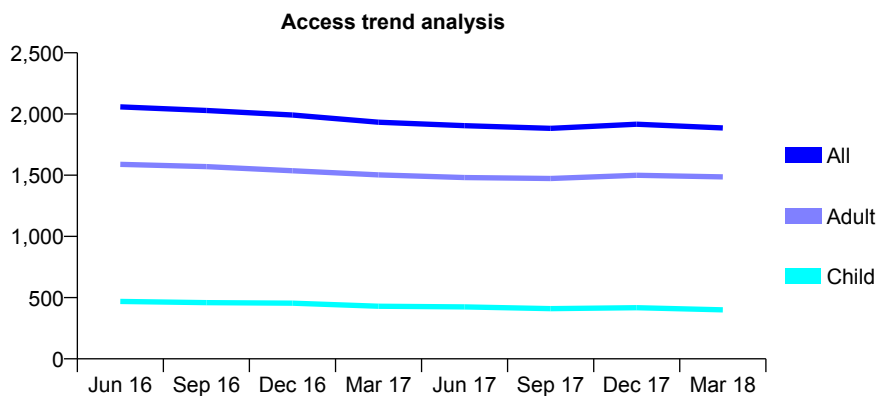
Q66 - Vital Signs At a Glance Contract Report for 110744/0001 - Year end March 2018

Name or company name	Peks Dental LTD
Contract type name	GDS Contract
Purpose of contract	General
Contract start date	01/09/2009
Contract end date	

17/18 Contracted general activity (UDA)	6,000
Carry forward general activity (UDA)	49
17/18 Contracted orthodontic activity (UOA)	0
Carry forward orthodontic activity (UOA)	0
Baseline contract value	£162,707.48

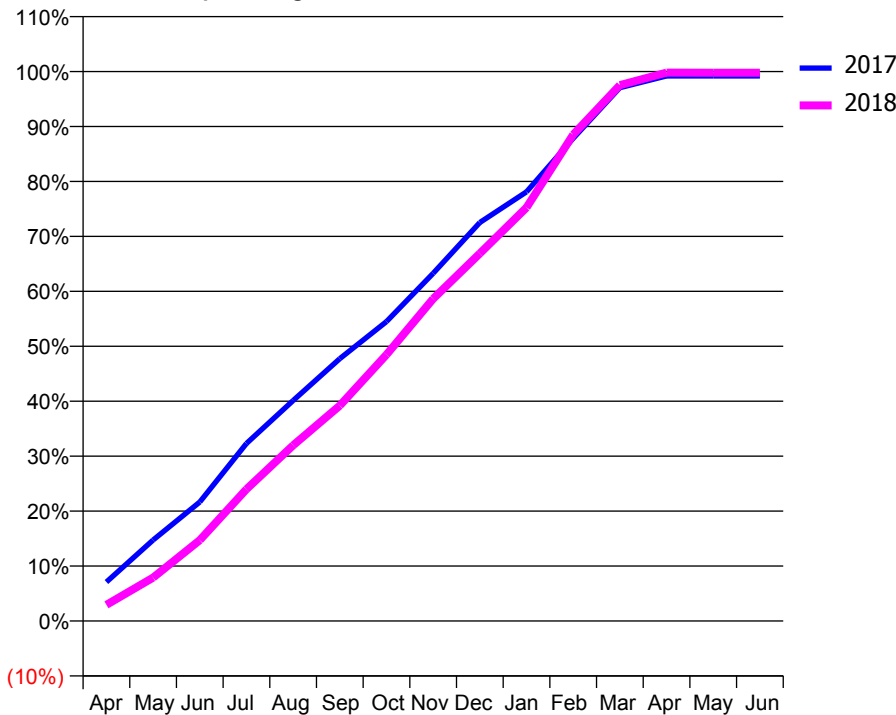
ACCESS*

Patients seen in 24 months	Total	Change since previous quarter
Quarter ending March 2017	1,933	
Quarter ending June 2017	1,905	↓
Quarter ending September 2017	1,883	↓
Quarter ending December 2017	1,917	→
Quarter ending March 2018	1,886	↓
Variance since March 2017	(2.4%)	↓



ACTIVITY

Cumulative percentage of contracted UDA delivered 2017 & 2018



Month	Adjusted Scheduled Activity (UDA)	
	2017	2018
April	426	176
May	884	474
June	1,299	883
July	1,939	1,439
August	2,408	1,918
September	2,865	2,352
October	3,270	2,908
November	3,796	3,519
December	4,352	4,013
January	4,686	4,515
February	5,269	5,310
March	5,823	5,850
April	5,951	5,987
May	5,951	5,986
June	5,951	5,986

QUALITY

	Quantity	Base Number	Contract	AT	Region	England
% of FP17s for the same patient ID Re-attending within 3 months - Children	16	529	3.0%	10.0%	11.5%	11.9%
% of FP17s for the same patient ID Re-attending within 3 months - Adults	206	1,834	11.2%	14.6%	15.9%	16.0%
% of FP17s for the same patient ID Re-attending between 3 & 9 months - Children	316	529	59.7%	59.5%	60.6%	58.3%
% of FP17s for the same patient ID Re-attending between 3 & 9 months - Adults	877	1,834	47.8%	50.4%	51.6%	50.3%
% of FP17s for Band 1 Urgent Courses	193	2,354	8.2%	10.1%	9.5%	9.1%
% of FP17s Relating to Free Repair or Replacements	3	2,354	0.1%	0.9%	0.7%	0.8%
% of FP17s Relating to Continuations	11	2,354	0.5%	1.1%	1.0%	1.0%
% of Patients satisfied with the dentistry they have received	6	8	N/A	92.0%	92.0%	91.5%
% of Patients satisfied with the time they had to wait for an appointment	7	8	N/A	85.9%	88.1%	87.9%

* This is based on patients treated on this contract for their most recent course of treatment. Figures in italics indicate the base number of FP17s or Patient Questionnaire responses are less than 100. N/A is shown where the base number of responses is less than 10 during the period. % is calculated as Quantity/Base number*100

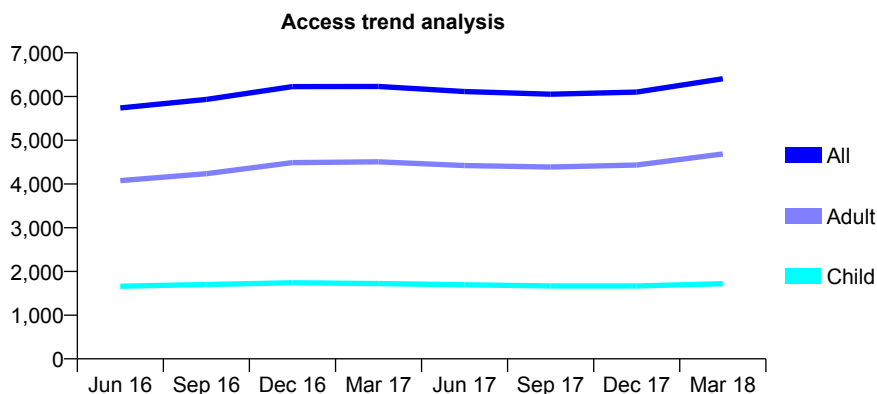
Q66 - Vital Signs At a Glance Contract Report for 111481/0003 - Year end March 2018

Name or company name	Pure Dental Care Ltd
Contract type name	GDS Contract
Purpose of contract	General
Contract start date	01/02/2007
Contract end date	

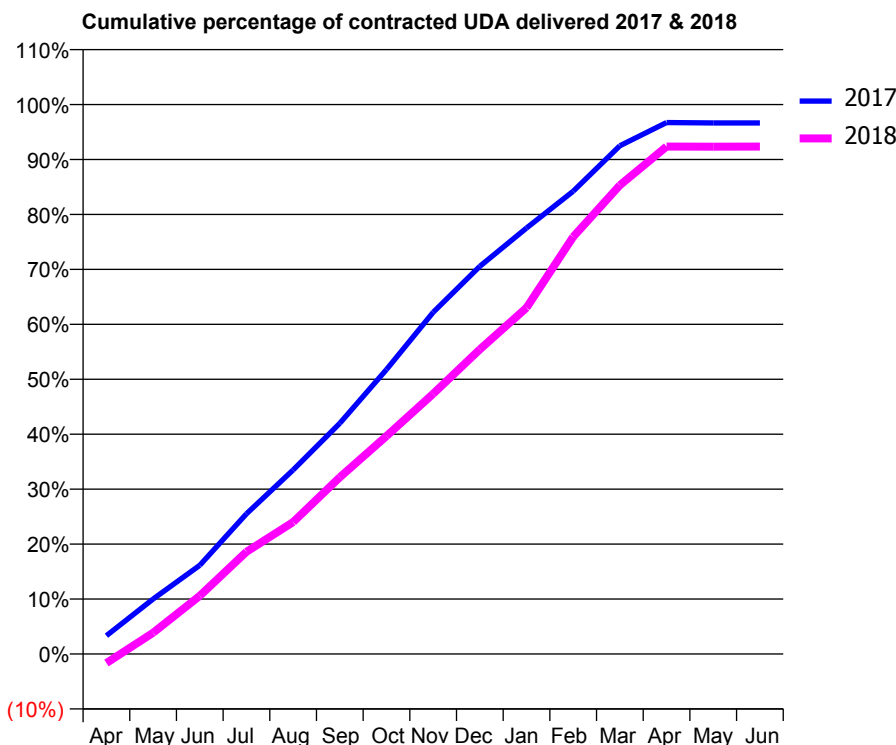
17/18 Contracted general activity (UDA)	18,235
Carry forward general activity (UDA)	613
17/18 Contracted orthodontic activity (UOA)	0
Carry forward orthodontic activity (UOA)	0
Baseline contract value	£470,155.52

ACCESS*

Patients seen in 24 months	Total	Change since previous quarter
Quarter ending March 2017	6,231	
Quarter ending June 2017	6,114	↓
Quarter ending September 2017	6,054	→
Quarter ending December 2017	6,102	→
Quarter ending March 2018	6,406	↑
Variance since March 2017	2.8%	↑



ACTIVITY



Month	Adjusted Scheduled Activity (UDA)	
	2017	2018
April	611	-304
May	1,827	705
June	2,947	1,933
July	4,653	3,394
August	6,110	4,378
September	7,656	5,865
October	9,439	7,232
November	11,338	8,638
December	12,866	10,111
January	14,135	11,491
February	15,358	13,842
March	16,866	15,556
April	17,637	16,839
May	17,623	16,836
June	17,622	16,838

QUALITY

	Quantity	Base Number	Contract	AT	Region	England
% of FP17s for the same patient ID Re-attending within 3 months - Children	218	2,686	8.1%	10.0%	11.5%	11.9%
% of FP17s for the same patient ID Re-attending within 3 months - Adults	863	6,240	13.8%	14.6%	15.9%	16.0%
% of FP17s for the same patient ID Re-attending between 3 & 9 months - Children	1,689	2,686	62.9%	59.5%	60.6%	58.3%
% of FP17s for the same patient ID Re-attending between 3 & 9 months - Adults	3,425	6,240	54.9%	50.4%	51.6%	50.3%
% of FP17s for Band 1 Urgent Courses	819	9,034	9.1%	10.1%	9.5%	9.1%
% of FP17s Relating to Free Repair or Replacements	61	9,034	0.7%	0.9%	0.7%	0.8%
% of FP17s Relating to Continuations	49	9,034	0.5%	1.1%	1.0%	1.0%
% of Patients satisfied with the dentistry they have received	10	10	100.0%	92.0%	92.0%	91.5%
% of Patients satisfied with the time they had to wait for an appointment	8	10	80.0%	85.9%	88.1%	87.9%

* This is based on patients treated on this contract for their most recent course of treatment. Figures in italics indicate the base number of FP17s or Patient Questionnaire responses are less than 100. N/A is shown where the base number of responses is less than 10 during the period. % is calculated as Quantity/Base number*100

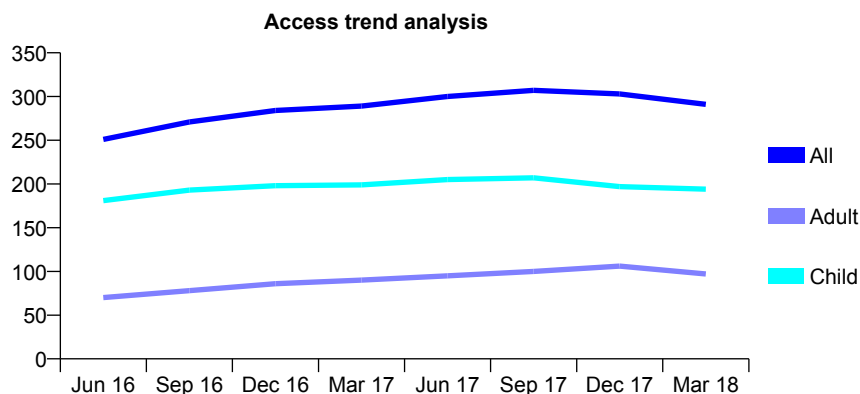
Q66 - Vital Signs At a Glance Contract Report for 113093/0001 - Year end March 2018

Name or company name	ELCK Limited
Contract type name	GDS Contract
Purpose of contract	General
Contract start date	01/10/2015
Contract end date	

17/18 Contracted general activity (UDA)	600
Carry forward general activity (UDA)	-2
17/18 Contracted orthodontic activity (UOA)	0
Carry forward orthodontic activity (UOA)	0
Baseline contract value	£14,393.99

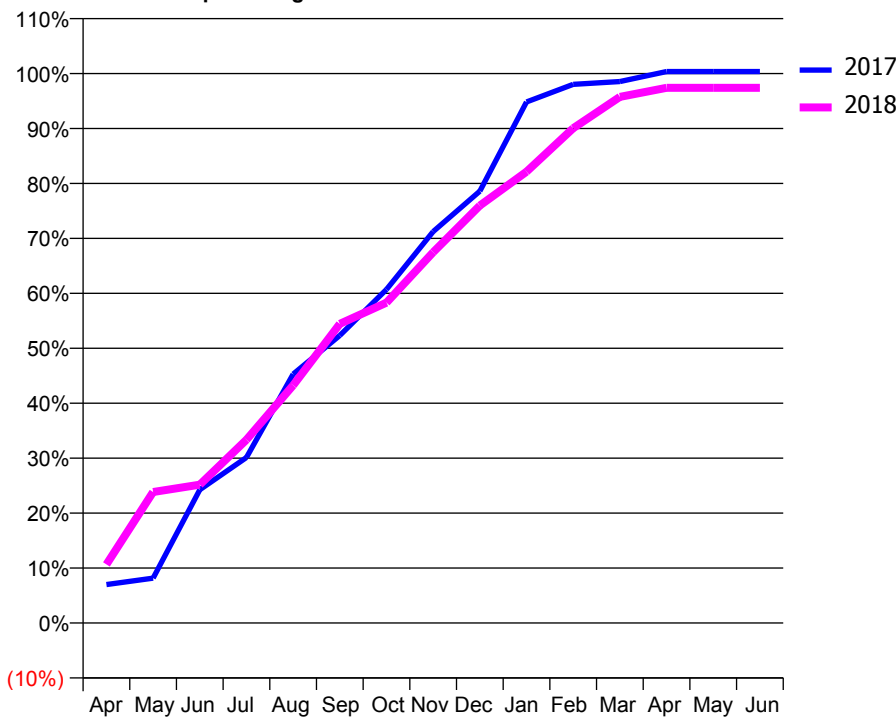
ACCESS*

Patients seen in 24 months	Total	Change since previous quarter
Quarter ending March 2017	289	
Quarter ending June 2017	300	↑
Quarter ending September 2017	307	↑
Quarter ending December 2017	303	↓
Quarter ending March 2018	291	↓
Variance since March 2017	0.7%	→



ACTIVITY

Cumulative percentage of contracted UDA delivered 2017 & 2018



Month	Adjusted Scheduled Activity (UDA)	
	2017	2018
April	42	64
May	49	143
June	146	151
July	181	200
August	272	260
September	314	327
October	364	350
November	427	405
December	472	456
January	569	493
February	588	540
March	591	574
April	602	584
May	602	584
June	602	584

QUALITY

	Quantity	Base Number	Contract	AT	Region	England
% of FP17s for the same patient ID Re-attending within 3 months - Children	17	326	5.2%	10.0%	11.5%	11.9%
% of FP17s for the same patient ID Re-attending within 3 months - Adults	11	98	11.2%	14.6%	15.9%	16.0%
% of FP17s for the same patient ID Re-attending between 3 & 9 months - Children	233	326	71.5%	59.5%	60.6%	58.3%
% of FP17s for the same patient ID Re-attending between 3 & 9 months - Adults	59	98	60.2%	50.4%	51.6%	50.3%
% of FP17s for Band 1 Urgent Courses	7	427	1.6%	10.1%	9.5%	9.1%
% of FP17s Relating to Free Repair or Replacements	0	427	0.0%	0.9%	0.7%	0.8%
% of FP17s Relating to Continuations	13	427	3.0%	1.1%	1.0%	1.0%
% of Patients satisfied with the dentistry they have received	0	0	N/A	92.0%	92.0%	91.5%
% of Patients satisfied with the time they had to wait for an appointment	0	0	N/A	85.9%	88.1%	87.9%

* This is based on patients treated on this contract for their most recent course of treatment. Figures in italics indicate the base number of FP17s or Patient Questionnaire responses are less than 100. N/A is shown where the base number of responses is less than 10 during the period. % is calculated as Quantity/Base number*100

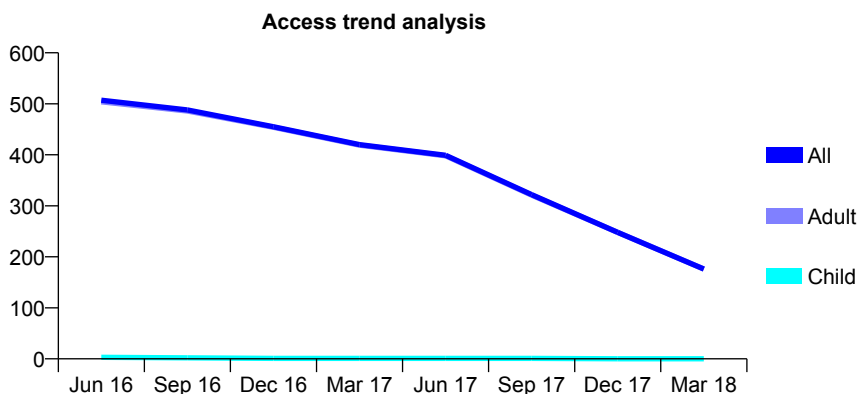
Q66 - Vital Signs At a Glance Contract Report for 113972/0002 - Year end March 2018

Name or company name	Access Dental Ltd
Contract type name	PDS Contract
Purpose of contract	General
Contract start date	01/04/2007
Contract end date	31/03/2019

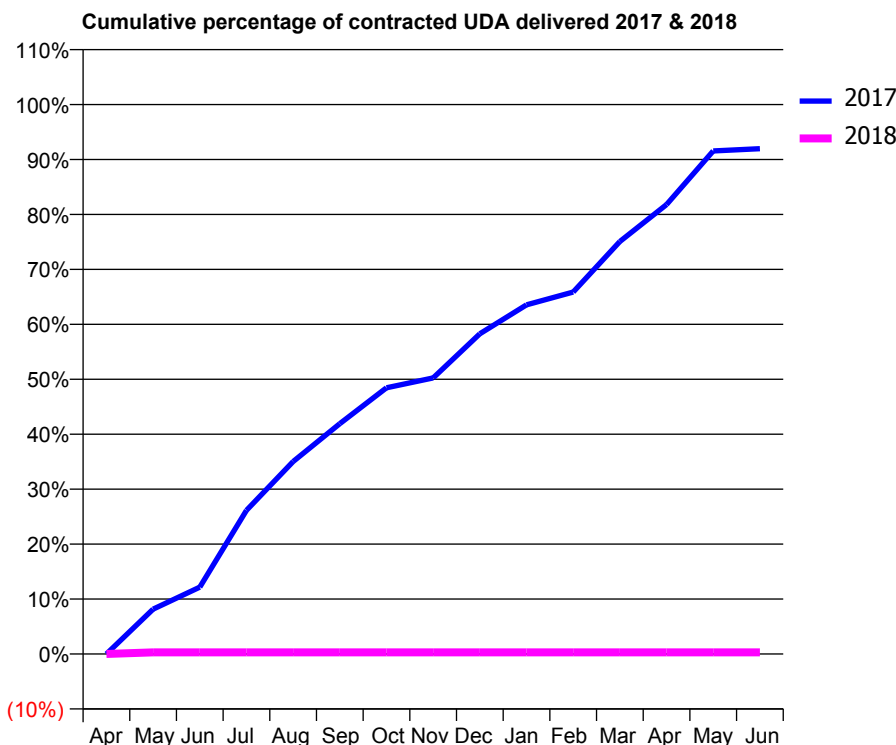
17/18 Contracted general activity (UDA)	1,000
Carry forward general activity (UDA)	0
17/18 Contracted orthodontic activity (UOA)	0
Carry forward orthodontic activity (UOA)	0
Baseline contract value	£1.01

ACCESS*

Patients seen in 24 months	Total	Change since previous quarter
Quarter ending March 2017	420	
Quarter ending June 2017	399	↓
Quarter ending September 2017	322	↓
Quarter ending December 2017	248	↓
Quarter ending March 2018	176	↓
Variance since March 2017	(58.1%)	↓



ACTIVITY



Month	Adjusted Scheduled Activity (UDA)	
	2017	2018
April	0	0
May	82	3
June	122	3
July	261	3
August	350	3
September	419	3
October	484	3
November	502	3
December	583	3
January	635	3
February	659	3
March	751	3
April	818	3
May	915	3
June	920	3

QUALITY

	Quantity	Base Number	Contract	AT	Region	England
% of FP17s for the same patient ID Re-attending within 3 months - Children	0	0	N/A	10.0%	11.5%	11.9%
% of FP17s for the same patient ID Re-attending within 3 months - Adults	2	72	2.8%	14.6%	15.9%	16.0%
% of FP17s for the same patient ID Re-attending between 3 & 9 months - Children	0	0	N/A	59.5%	60.6%	58.3%
% of FP17s for the same patient ID Re-attending between 3 & 9 months - Adults	6	72	8.3%	50.4%	51.6%	50.3%
% of FP17s for Band 1 Urgent Courses	0	1	0.0%	10.1%	9.5%	9.1%
% of FP17s Relating to Free Repair or Replacements	0	1	0.0%	0.9%	0.7%	0.8%
% of FP17s Relating to Continuations	0	1	0.0%	1.1%	1.0%	1.0%
% of Patients satisfied with the dentistry they have received	0	0	N/A	92.0%	92.0%	91.5%
% of Patients satisfied with the time they had to wait for an appointment	0	0	N/A	85.9%	88.1%	87.9%

* This is based on patients treated on this contract for their most recent course of treatment. Figures in italics indicate the base number of FP17s or Patient Questionnaire responses are less than 100. N/A is shown where the base number of responses is less than 10 during the period. % is calculated as Quantity/Base number*100

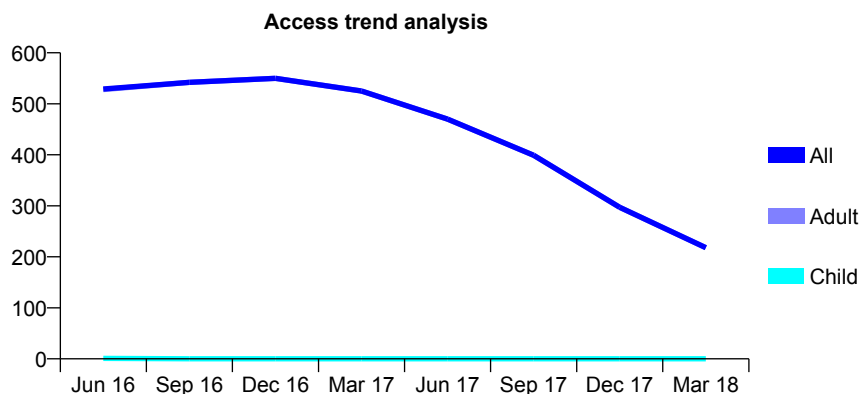
Q66 - Vital Signs At a Glance Contract Report for 113972/0003 - Year end March 2018

Name or company name	Access Dental Ltd
Contract type name	PDS Contract
Purpose of contract	General
Contract start date	01/04/2007
Contract end date	31/03/2019

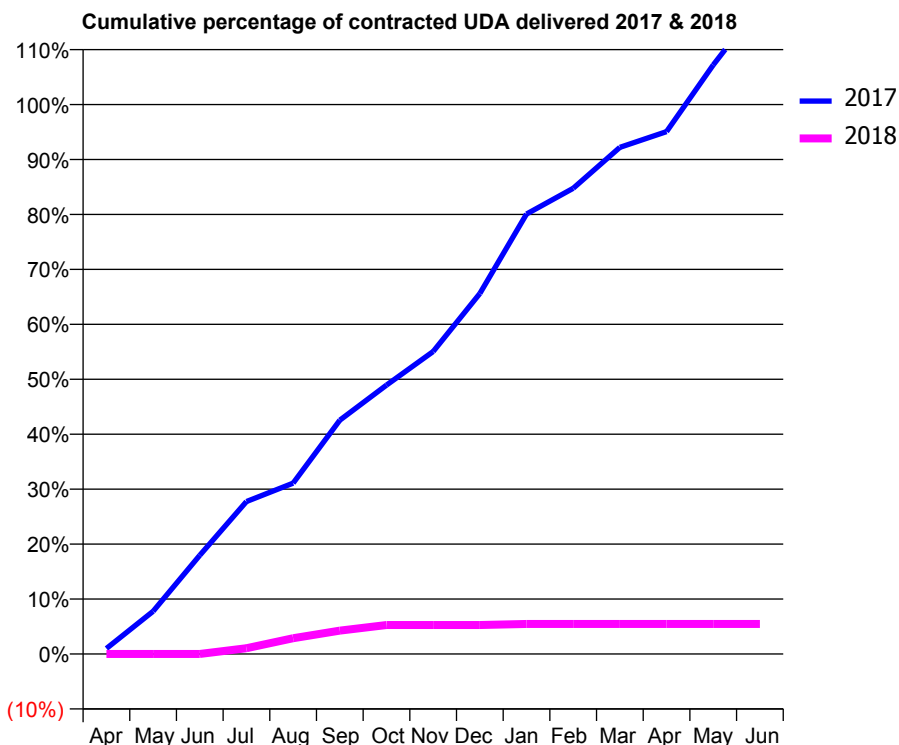
17/18 Contracted general activity (UDA)	1,500
Carry forward general activity (UDA)	0
17/18 Contracted orthodontic activity (UOA)	0
Carry forward orthodontic activity (UOA)	0
Baseline contract value	£1.01

ACCESS*

Patients seen in 24 months	Total	Change since previous quarter
Quarter ending March 2017	525	
Quarter ending June 2017	470	↓
Quarter ending September 2017	399	↓
Quarter ending December 2017	297	↓
Quarter ending March 2018	218	↓
Variance since March 2017	(58.5%)	↓



ACTIVITY



Month	Adjusted Scheduled Activity (UDA)	
	2017	2018
April	15	0
May	117	0
June	270	0
July	416	16
August	466	43
September	638	64
October	734	79
November	826	79
December	984	79
January	1,201	82
February	1,271	82
March	1,383	82
April	1,426	82
May	1,608	82
June	1,771	82

QUALITY

	Quantity	Base Number	Contract	AT	Region	England
% of FP17s for the same patient ID Re-attending within 3 months - Children	0	0	N/A	10.0%	11.5%	11.9%
% of FP17s for the same patient ID Re-attending within 3 months - Adults	15	111	13.5%	14.6%	15.9%	16.0%
% of FP17s for the same patient ID Re-attending between 3 & 9 months - Children	0	0	N/A	59.5%	60.6%	58.3%
% of FP17s for the same patient ID Re-attending between 3 & 9 months - Adults	11	111	9.9%	50.4%	51.6%	50.3%
% of FP17s for Band 1 Urgent Courses	0	19	0.0%	10.1%	9.5%	9.1%
% of FP17s Relating to Free Repair or Replacements	0	19	0.0%	0.9%	0.7%	0.8%
% of FP17s Relating to Continuations	0	19	0.0%	1.1%	1.0%	1.0%
% of Patients satisfied with the dentistry they have received	0	0	N/A	92.0%	92.0%	91.5%
% of Patients satisfied with the time they had to wait for an appointment	0	0	N/A	85.9%	88.1%	87.9%

* This is based on patients treated on this contract for their most recent course of treatment. Figures in italics indicate the base number of FP17s or Patient Questionnaire responses are less than 100. N/A is shown where the base number of responses is less than 10 during the period. % is calculated as Quantity/Base number*100

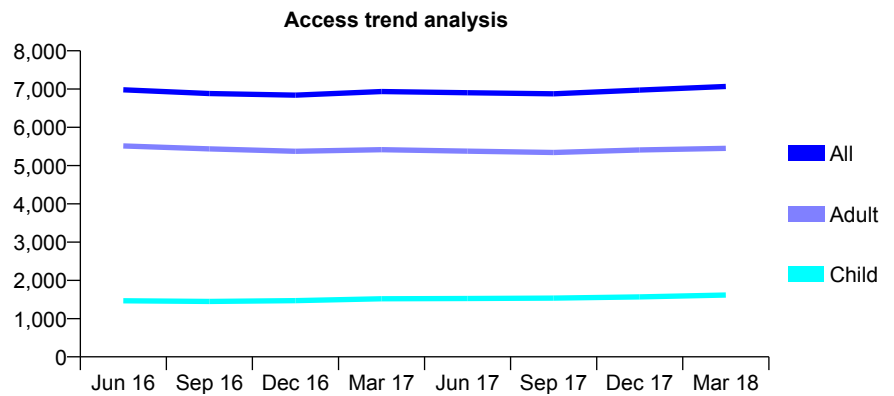
Q66 - Vital Signs At a Glance Contract Report for 115150/0001 - Year end March 2018

Name or company name	Newquay Dental Centre Ltd
Contract type name	GDS Contract
Purpose of contract	General
Contract start date	01/04/2013
Contract end date	

17/18 Contracted general activity (UDA)	25,000
Carry forward general activity (UDA)	276
17/18 Contracted orthodontic activity (UOA)	0
Carry forward orthodontic activity (UOA)	0
Baseline contract value	£669,723.28

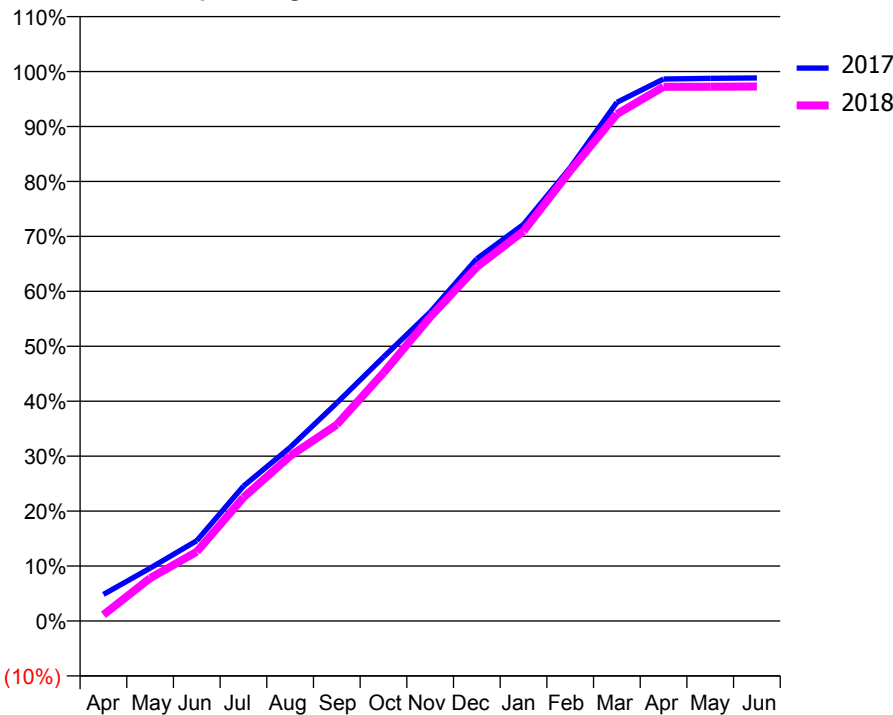
ACCESS*

Patients seen in 24 months	Total	Change since previous quarter
Quarter ending March 2017	6,934	
Quarter ending June 2017	6,902	→
Quarter ending September 2017	6,877	→
Quarter ending December 2017	6,974	→
Quarter ending March 2018	7,067	→
Variance since March 2017	1.9%	→



ACTIVITY

Cumulative percentage of contracted UDA delivered 2017 & 2018



Month	Adjusted Scheduled Activity (UDA)	
	2017	2018
April	1,140	282
May	2,259	1,953
June	3,437	3,152
July	5,768	5,622
August	7,429	7,506
September	9,329	8,933
October	11,288	11,294
November	13,210	13,829
December	15,491	16,108
January	16,961	17,736
February	19,387	20,479
March	22,179	23,065
April	23,177	24,307
May	23,207	24,307
June	23,224	24,317

QUALITY

	Quantity	Base Number	Contract	AT	Region	England
% of FP17s for the same patient ID Re-attending within 3 months - Children	182	2,412	7.5%	10.0%	11.5%	11.9%
% of FP17s for the same patient ID Re-attending within 3 months - Adults	992	7,663	12.9%	14.6%	15.9%	16.0%
% of FP17s for the same patient ID Re-attending between 3 & 9 months - Children	1,496	2,412	62.0%	59.5%	60.6%	58.3%
% of FP17s for the same patient ID Re-attending between 3 & 9 months - Adults	4,025	7,663	52.5%	50.4%	51.6%	50.3%
% of FP17s for Band 1 Urgent Courses	947	10,112	9.4%	10.1%	9.5%	9.1%
% of FP17s Relating to Free Repair or Replacements	86	10,112	0.9%	0.9%	0.7%	0.8%
% of FP17s Relating to Continuations	46	10,112	0.5%	1.1%	1.0%	1.0%
% of Patients satisfied with the dentistry they have received	14	14	100.0%	92.0%	92.0%	91.5%
% of Patients satisfied with the time they had to wait for an appointment	11	14	78.6%	85.9%	88.1%	87.9%

* This is based on patients treated on this contract for their most recent course of treatment. Figures in italics indicate the base number of FP17s or Patient Questionnaire responses are less than 100. N/A is shown where the base number of responses is less than 10 during the period. % is calculated as Quantity/Base number*100

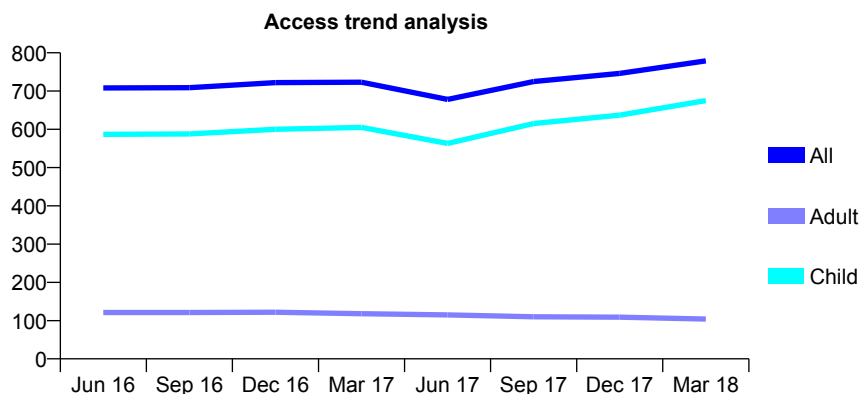
Q66 - Vital Signs At a Glance Contract Report for 116106/0001 - Year end March 2018

Name or company name	Ward Dental Ltd
Contract type name	GDS Contract
Purpose of contract	General and Orthodontic
Contract start date	01/06/2007
Contract end date	

17/18 Contracted general activity (UDA)	1,378
Carry forward general activity (UDA)	46
17/18 Contracted orthodontic activity (UOA)	650
Carry forward orthodontic activity (UOA)	0
Baseline contract value	£80,637.02

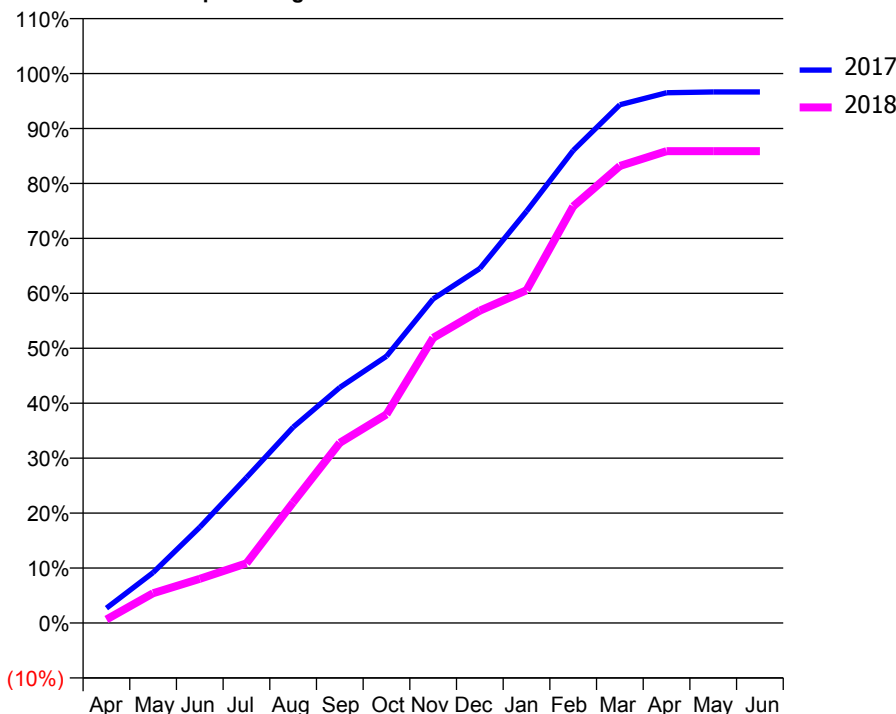
ACCESS*

Patients seen in 24 months	Total	Change since previous quarter
Quarter ending March 2017	723	
Quarter ending June 2017	678	↓
Quarter ending September 2017	725	↑
Quarter ending December 2017	746	↑
Quarter ending March 2018	779	↑
Variance since March 2017	7.7%	↑



ACTIVITY

Cumulative percentage of contracted UDA delivered 2017 & 2018



Month	Adjusted Scheduled Activity (UDA)	
	2017	2018
April	37	9
May	127	75
June	240	111
July	365	150
August	491	303
September	591	452
October	669	523
November	813	715
December	889	783
January	1,032	835
February	1,185	1,045
March	1,300	1,146
April	1,330	1,183
May	1,332	1,183
June	1,332	1,183

QUALITY

	Quantity	Base Number	Contract	AT	Region	England
% of FP17s for the same patient ID Re-attending within 3 months - Children	66	1,096	6.0%	10.0%	11.5%	11.9%
% of FP17s for the same patient ID Re-attending within 3 months - Adults	2	48	4.2%	14.6%	15.9%	16.0%
% of FP17s for the same patient ID Re-attending between 3 & 9 months - Children	589	1,096	53.7%	59.5%	60.6%	58.3%
% of FP17s for the same patient ID Re-attending between 3 & 9 months - Adults	29	48	60.4%	50.4%	51.6%	50.3%
% of FP17s for Band 1 Urgent Courses	29	1,030	2.8%	10.1%	9.5%	9.1%
% of FP17s Relating to Free Repair or Replacements	0	1,030	0.0%	0.9%	0.7%	0.8%
% of FP17s Relating to Continuations	11	1,030	1.1%	1.1%	1.0%	1.0%
% of Patients satisfied with the dentistry they have received	3	4	N/A	92.0%	92.0%	91.5%
% of Patients satisfied with the time they had to wait for an appointment	4	4	N/A	85.9%	88.1%	87.9%

* This is based on patients treated on this contract for their most recent course of treatment. Figures in italics indicate the base number of FP17s or Patient Questionnaire responses are less than 100. N/A is shown where the base number of responses is less than 10 during the period. % is calculated as Quantity/Base number*100

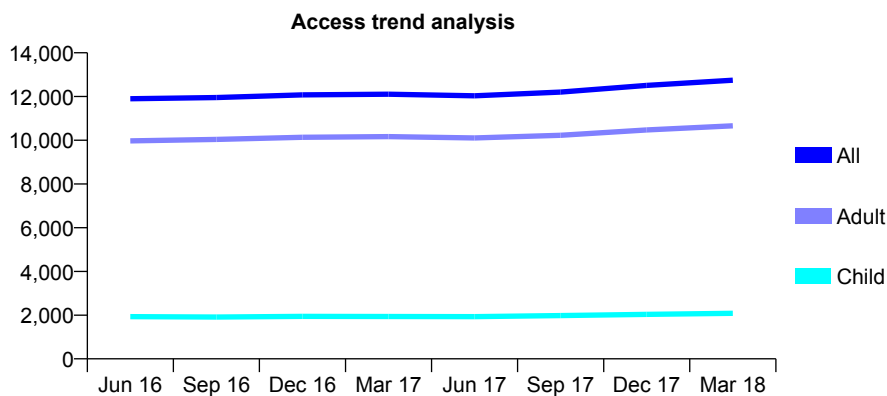
Q66 - Vital Signs At a Glance Contract Report for 116475/0001 - Year end March 2018

Name or company name	T.Bellingan Ltd.
Contract type name	GDS Contract
Purpose of contract	General
Contract start date	01/06/2014
Contract end date	

17/18 Contracted general activity (UDA)	38,126
Carry forward general activity (UDA)	226
17/18 Contracted orthodontic activity (UOA)	0
Carry forward orthodontic activity (UOA)	0
Baseline contract value	£1,000,181.02

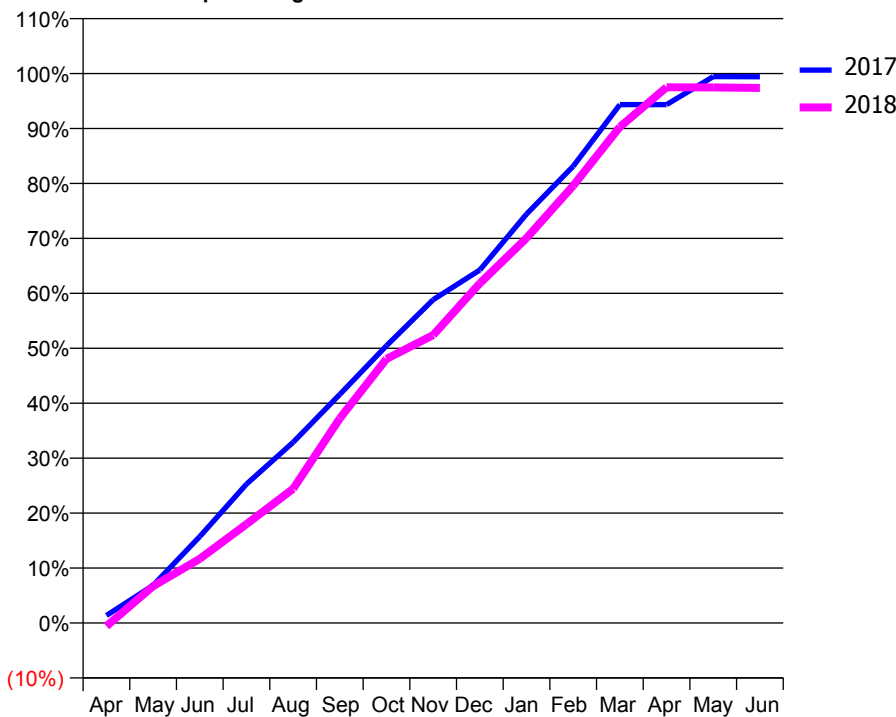
ACCESS*

Patients seen in 24 months	Total	Change since previous quarter
Quarter ending March 2017	12,103	
Quarter ending June 2017	12,033	→
Quarter ending September 2017	12,206	→
Quarter ending December 2017	12,506	↑
Quarter ending March 2018	12,747	→
Variance since March 2017	5.3%	↑



ACTIVITY

Cumulative percentage of contracted UDA delivered 2017 & 2018



Adjusted Scheduled Activity (UDA)

Month	2017	2018
April	521	-226
May	2,612	2,556
June	6,003	4,452
July	9,635	6,859
August	12,543	9,312
September	15,864	14,194
October	19,242	18,325
November	22,432	19,984
December	24,492	23,570
January	28,374	26,709
February	31,694	30,338
March	35,965	34,422
April	35,965	37,174
May	37,908	37,164
June	37,900	37,120

QUALITY

	Quantity	Base Number	Contract	AT	Region	England
% of FP17s for the same patient ID Re-attending within 3 months - Children	182	3,261	5.6%	10.0%	11.5%	11.9%
% of FP17s for the same patient ID Re-attending within 3 months - Adults	1,256	13,226	9.5%	14.6%	15.9%	16.0%
% of FP17s for the same patient ID Re-attending between 3 & 9 months - Children	2,030	3,261	62.3%	59.5%	60.6%	58.3%
% of FP17s for the same patient ID Re-attending between 3 & 9 months - Adults	6,243	13,226	47.2%	50.4%	51.6%	50.3%
% of FP17s for Band 1 Urgent Courses	1,376	16,850	8.2%	10.1%	9.5%	9.1%
% of FP17s Relating to Free Repair or Replacements	62	16,850	0.4%	0.9%	0.7%	0.8%
% of FP17s Relating to Continuations	111	16,850	0.7%	1.1%	1.0%	1.0%
% of Patients satisfied with the dentistry they have received	15	17	88.2%	92.0%	92.0%	91.5%
% of Patients satisfied with the time they had to wait for an appointment	16	17	94.1%	85.9%	88.1%	87.9%

* This is based on patients treated on this contract for their most recent course of treatment. Figures in italics indicate the base number of FP17s or Patient Questionnaire responses are less than 100. N/A is shown where the base number of responses is less than 10 during the period. % is calculated as Quantity/Base number*100

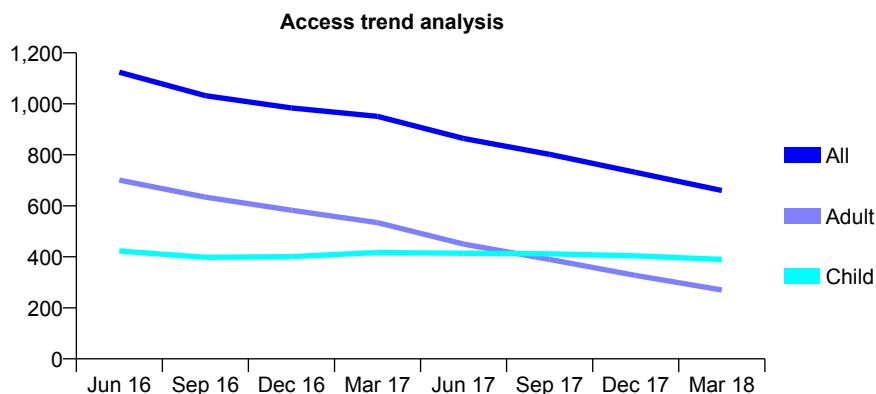
Q66 - Vital Signs At a Glance Contract Report for 116629/0001 - Year end March 2018

Name or company name	Olivelle Holdings Limited
Contract type name	GDS Contract
Purpose of contract	General
Contract start date	01/04/2011
Contract end date	

17/18 Contracted general activity (UDA)	1,000
Carry forward general activity (UDA)	-15
17/18 Contracted orthodontic activity (UOA)	0
Carry forward orthodontic activity (UOA)	0
Baseline contract value	£29,187.30

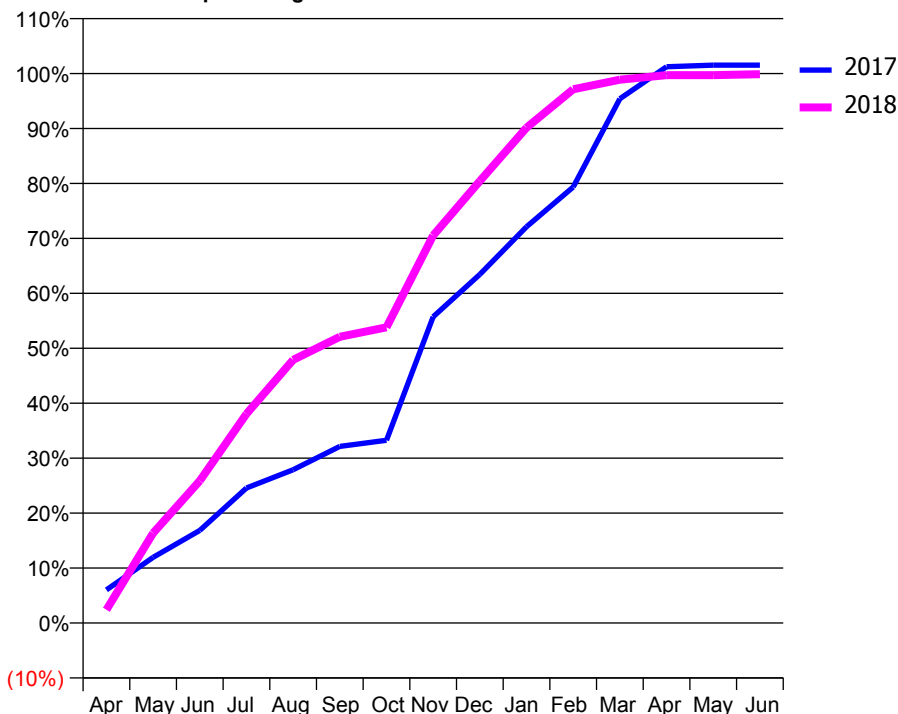
ACCESS*

Patients seen in 24 months	Total	Change since previous quarter
Quarter ending March 2017	951	
Quarter ending June 2017	864	↓
Quarter ending September 2017	802	↓
Quarter ending December 2017	731	↓
Quarter ending March 2018	660	↓
Variance since March 2017	(30.6%)	↓



ACTIVITY

Cumulative percentage of contracted UDA delivered 2017 & 2018



Month	Adjusted Scheduled Activity (UDA)	
	2017	2018
April	60	24
May	119	164
June	169	259
July	246	381
August	279	479
September	321	521
October	333	538
November	557	705
December	634	804
January	721	901
February	793	971
March	954	989
April	1,012	997
May	1,015	997
June	1,015	999

QUALITY

	Quantity	Base Number	Contract	AT	Region	England
% of FP17s for the same patient ID Re-attending within 3 months - Children	54	549	9.8%	10.0%	11.5%	11.9%
% of FP17s for the same patient ID Re-attending within 3 months - Adults	8	100	8.0%	14.6%	15.9%	16.0%
% of FP17s for the same patient ID Re-attending between 3 & 9 months - Children	327	549	59.6%	59.5%	60.6%	58.3%
% of FP17s for the same patient ID Re-attending between 3 & 9 months - Adults	29	100	29.0%	50.4%	51.6%	50.3%
% of FP17s for Band 1 Urgent Courses	15	623	2.4%	10.1%	9.5%	9.1%
% of FP17s Relating to Free Repair or Replacements	1	623	0.2%	0.9%	0.7%	0.8%
% of FP17s Relating to Continuations	1	623	0.2%	1.1%	1.0%	1.0%
% of Patients satisfied with the dentistry they have received	0	0	N/A	92.0%	92.0%	91.5%
% of Patients satisfied with the time they had to wait for an appointment	0	0	N/A	85.9%	88.1%	87.9%

* This is based on patients treated on this contract for their most recent course of treatment. Figures in italics indicate the base number of FP17s or Patient Questionnaire responses are less than 100. N/A is shown where the base number of responses is less than 10 during the period. % is calculated as Quantity/Base number*100

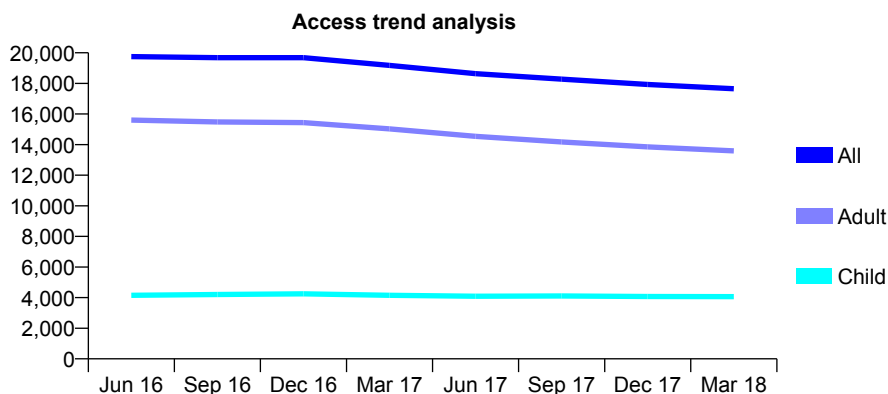
Q66 - Vital Signs At a Glance Contract Report for 118370/0001 - Year end March 2018

Name or company name	Mainstone Health Ltd
Contract type name	GDS Contract
Purpose of contract	General
Contract start date	01/04/2008
Contract end date	

17/18 Contracted general activity (UDA)	48,550
Carry forward general activity (UDA)	-67
17/18 Contracted orthodontic activity (UOA)	0
Carry forward orthodontic activity (UOA)	0
Baseline contract value	£1,292,879.03

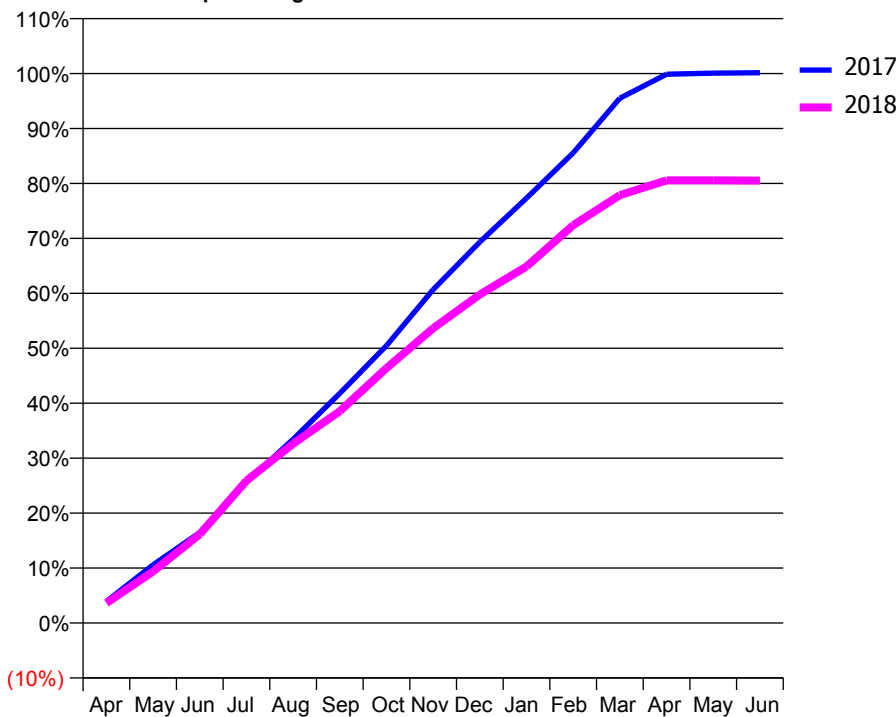
ACCESS*

Patients seen in 24 months	Total	Change since previous quarter
Quarter ending March 2017	19,178	
Quarter ending June 2017	18,632	↓
Quarter ending September 2017	18,279	↓
Quarter ending December 2017	17,928	↓
Quarter ending March 2018	17,655	↓
Variance since March 2017	(7.9%)	↓



ACTIVITY

Cumulative percentage of contracted UDA delivered 2017 & 2018



Month	Adjusted Scheduled Activity (UDA)	
	2017	2018
April	1,841	1,760
May	4,955	4,548
June	7,692	7,846
July	11,975	12,573
August	15,630	15,841
September	19,528	18,720
October	23,596	22,525
November	28,357	26,046
December	32,405	29,021
January	36,136	31,503
February	39,975	35,150
March	44,623	37,797
April	46,663	39,110
May	46,762	39,106
June	46,796	39,091

QUALITY

	Quantity	Base Number	Contract	AT	Region	England
% of FP17s for the same patient ID Re-attending within 3 months - Children	229	5,068	4.5%	10.0%	11.5%	11.9%
% of FP17s for the same patient ID Re-attending within 3 months - Adults	1,348	13,253	10.2%	14.6%	15.9%	16.0%
% of FP17s for the same patient ID Re-attending between 3 & 9 months - Children	2,507	5,068	49.5%	59.5%	60.6%	58.3%
% of FP17s for the same patient ID Re-attending between 3 & 9 months - Adults	3,793	13,253	28.6%	50.4%	51.6%	50.3%
% of FP17s for Band 1 Urgent Courses	1,388	18,162	7.6%	10.1%	9.5%	9.1%
% of FP17s Relating to Free Repair or Replacements	119	18,162	0.7%	0.9%	0.7%	0.8%
% of FP17s Relating to Continuations	306	18,162	1.7%	1.1%	1.0%	1.0%
% of Patients satisfied with the dentistry they have received	46	50	92.0%	92.0%	92.0%	91.5%
% of Patients satisfied with the time they had to wait for an appointment	44	50	88.0%	85.9%	88.1%	87.9%

* This is based on patients treated on this contract for their most recent course of treatment. Figures in italics indicate the base number of FP17s or Patient Questionnaire responses are less than 100. N/A is shown where the base number of responses is less than 10 during the period. % is calculated as Quantity/Base number*100

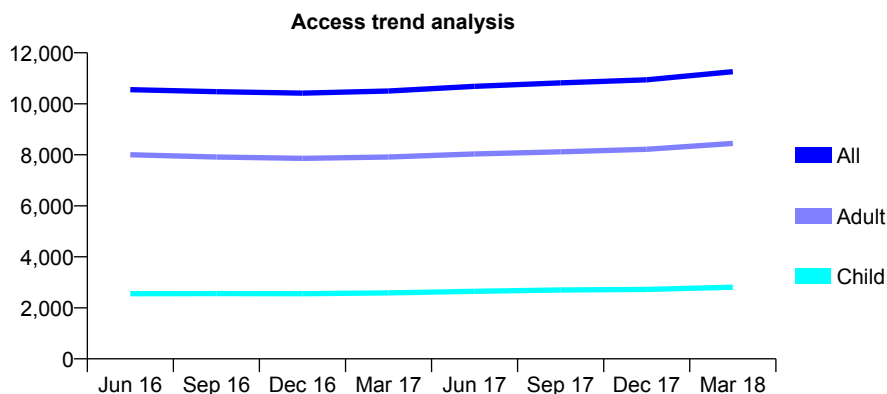
Q66 - Vital Signs At a Glance Contract Report for 121037/0001 - Year end March 2018

Name or company name	Pinhoe Dental Centre Limited
Contract type name	GDS Contract
Purpose of contract	General
Contract start date	01/05/2010
Contract end date	

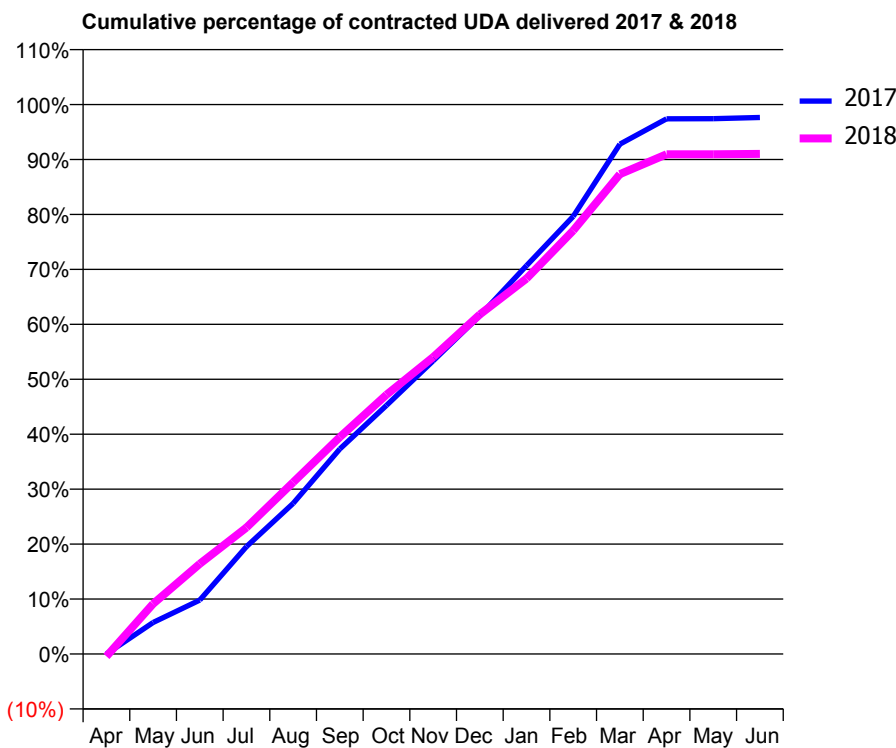
17/18 Contracted general activity (UDA)	34,063
Carry forward general activity (UDA)	632
17/18 Contracted orthodontic activity (UOA)	0
Carry forward orthodontic activity (UOA)	0
Baseline contract value	£1,186,527.08

ACCESS*

Patients seen in 24 months	Total	Change since previous quarter
Quarter ending March 2017	10,503	
Quarter ending June 2017	10,683	→
Quarter ending September 2017	10,822	→
Quarter ending December 2017	10,941	→
Quarter ending March 2018	11,259	↑
Variance since March 2017	7.2%	↑



ACTIVITY



Month	Adjusted Scheduled Activity (UDA)	
	2017	2018
April	-0	-153
May	1,677	3,112
June	2,873	5,595
July	5,725	7,844
August	8,024	10,642
September	10,927	13,445
October	13,246	16,072
November	15,619	18,405
December	18,034	21,054
January	20,699	23,273
February	23,320	26,252
March	27,168	29,743
April	28,518	30,975
May	28,525	30,980
June	28,588	31,003

QUALITY

	Quantity	Base Number	Contract	AT	Region	England
% of FP17s for the same patient ID Re-attending within 3 months - Children	311	4,503	6.9%	10.0%	11.5%	11.9%
% of FP17s for the same patient ID Re-attending within 3 months - Adults	1,523	12,013	12.7%	14.6%	15.9%	16.0%
% of FP17s for the same patient ID Re-attending between 3 & 9 months - Children	2,830	4,503	62.8%	59.5%	60.6%	58.3%
% of FP17s for the same patient ID Re-attending between 3 & 9 months - Adults	6,355	12,013	52.9%	50.4%	51.6%	50.3%
% of FP17s for Band 1 Urgent Courses	1,524	16,466	9.3%	10.1%	9.5%	9.1%
% of FP17s Relating to Free Repair or Replacements	124	16,466	0.8%	0.9%	0.7%	0.8%
% of FP17s Relating to Continuations	158	16,466	1.0%	1.1%	1.0%	1.0%
% of Patients satisfied with the dentistry they have received	11	12	91.7%	92.0%	92.0%	91.5%
% of Patients satisfied with the time they had to wait for an appointment	11	12	91.7%	85.9%	88.1%	87.9%

* This is based on patients treated on this contract for their most recent course of treatment. Figures in italics indicate the base number of FP17s or Patient Questionnaire responses are less than 100. N/A is shown where the base number of responses is less than 10 during the period. % is calculated as Quantity/Base number*100

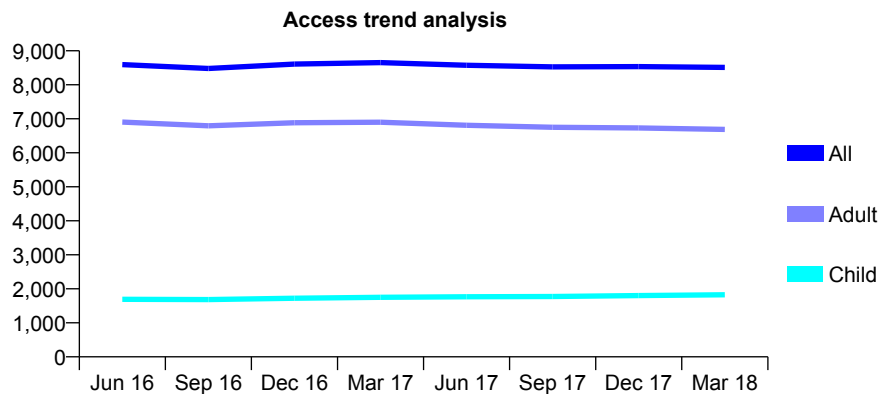
Q66 - Vital Signs At a Glance Contract Report for 121231/0001 - Year end March 2018

Name or company name	Wadebridge Dental Care LTD
Contract type name	GDS Contract
Purpose of contract	General
Contract start date	05/11/2012
Contract end date	

17/18 Contracted general activity (UDA)	28,052
Carry forward general activity (UDA)	842
17/18 Contracted orthodontic activity (UOA)	0
Carry forward orthodontic activity (UOA)	0
Baseline contract value	£763,022.76

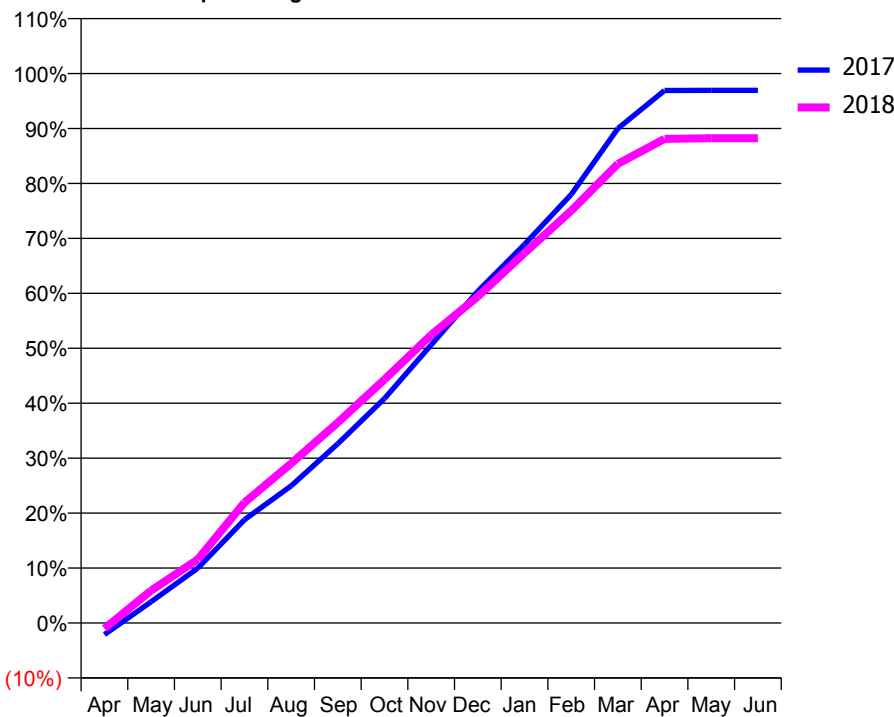
ACCESS*

Patients seen in 24 months	Total	Change since previous quarter
Quarter ending March 2017	8,652	
Quarter ending June 2017	8,575	→
Quarter ending September 2017	8,527	→
Quarter ending December 2017	8,534	→
Quarter ending March 2018	8,513	→
Variance since March 2017	(1.6%)	↓



ACTIVITY

Cumulative percentage of contracted UDA delivered 2017 & 2018



Month	Adjusted Scheduled Activity (UDA)	
	2017	2018
April	-583	-288
May	1,062	1,659
June	2,746	3,251
July	5,165	6,149
August	6,860	8,146
September	8,964	10,236
October	11,222	12,437
November	13,904	14,705
December	16,589	16,665
January	18,933	18,890
February	21,426	21,045
March	24,725	23,439
April	26,626	24,717
May	26,631	24,746
June	26,631	24,746

QUALITY

	Quantity	Base Number	Contract	AT	Region	England
% of FP17s for the same patient ID Re-attending within 3 months - Children	276	2,910	9.5%	10.0%	11.5%	11.9%
% of FP17s for the same patient ID Re-attending within 3 months - Adults	1,705	9,874	17.3%	14.6%	15.9%	16.0%
% of FP17s for the same patient ID Re-attending between 3 & 9 months - Children	1,694	2,910	58.2%	59.5%	60.6%	58.3%
% of FP17s for the same patient ID Re-attending between 3 & 9 months - Adults	5,018	9,874	50.8%	50.4%	51.6%	50.3%
% of FP17s for Band 1 Urgent Courses	961	11,803	8.1%	10.1%	9.5%	9.1%
% of FP17s Relating to Free Repair or Replacements	112	11,803	0.9%	0.9%	0.7%	0.8%
% of FP17s Relating to Continuations	456	11,803	3.9%	1.1%	1.0%	1.0%
% of Patients satisfied with the dentistry they have received	13	15	86.7%	92.0%	92.0%	91.5%
% of Patients satisfied with the time they had to wait for an appointment	9	15	60.0%	85.9%	88.1%	87.9%

* This is based on patients treated on this contract for their most recent course of treatment. Figures in italics indicate the base number of FP17s or Patient Questionnaire responses are less than 100. N/A is shown where the base number of responses is less than 10 during the period. % is calculated as Quantity/Base number*100

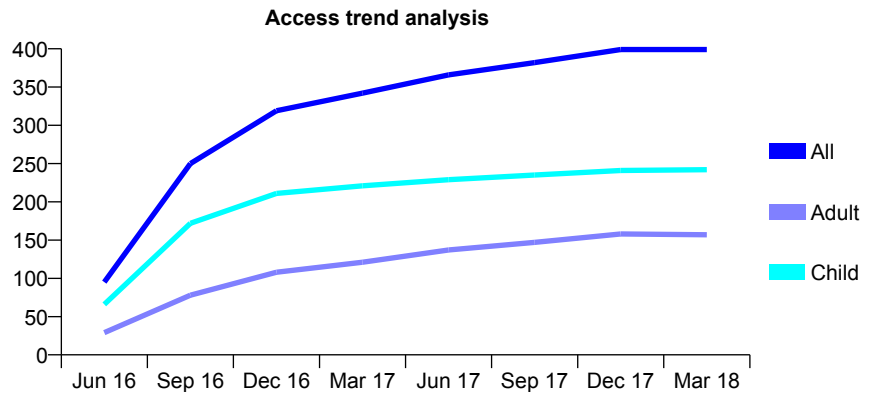
Q66 - Vital Signs At a Glance Contract Report for 122548/0001 - Year end March 2018

Name or company name	Juliette Moor
Contract type name	GDS Contract
Purpose of contract	General
Contract start date	01/01/2016
Contract end date	

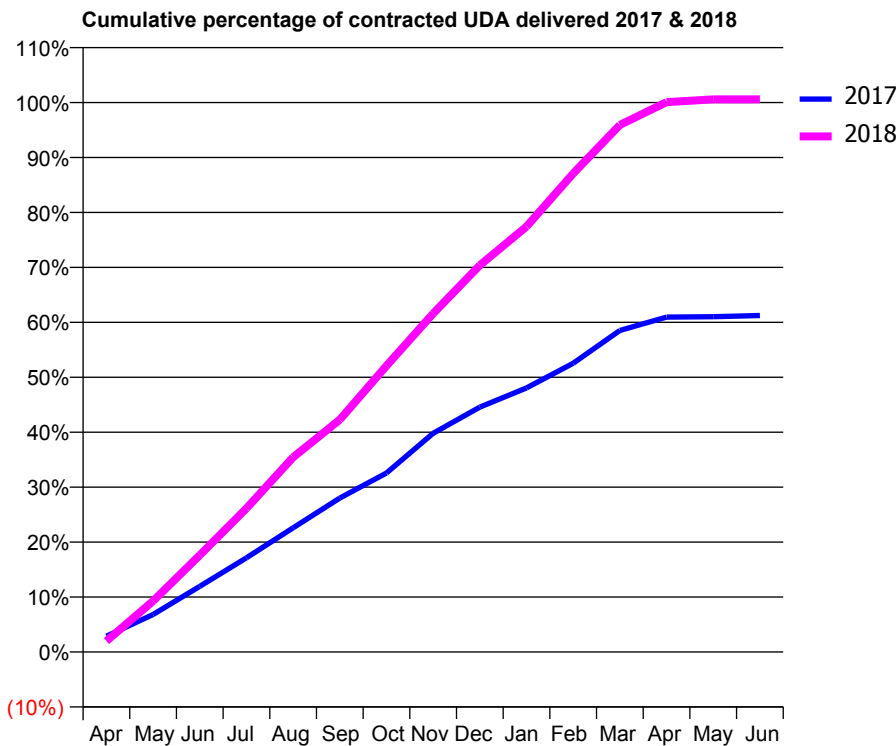
17/18 Contracted general activity (UDA)	800
Carry forward general activity (UDA)	0
17/18 Contracted orthodontic activity (UOA)	0
Carry forward orthodontic activity (UOA)	0
Baseline contract value	£17,382.29

ACCESS*

Patients seen in 24 months	Total	Change since previous quarter
Quarter ending March 2017	342	
Quarter ending June 2017	366	↑
Quarter ending September 2017	382	↑
Quarter ending December 2017	399	↑
Quarter ending March 2018	399	→
Variance since March 2017	16.7%	↑



ACTIVITY



Month	Adjusted Scheduled Activity (UDA)	
	2017	2018
April	37	16
May	89	74
June	155	141
July	222	209
August	293	284
September	364	338
October	423	417
November	517	493
December	578	563
January	624	619
February	682	697
March	760	767
April	791	801
May	792	805
June	795	805

QUALITY

	Quantity	Base Number	Contract	AT	Region	England
% of FP17s for the same patient ID Re-attending within 3 months - Children	25	369	6.8%	10.0%	11.5%	11.9%
% of FP17s for the same patient ID Re-attending within 3 months - Adults	15	185	8.1%	14.6%	15.9%	16.0%
% of FP17s for the same patient ID Re-attending between 3 & 9 months - Children	219	369	59.3%	59.5%	60.6%	58.3%
% of FP17s for the same patient ID Re-attending between 3 & 9 months - Adults	106	185	57.3%	50.4%	51.6%	50.3%
% of FP17s for Band 1 Urgent Courses	23	551	4.2%	10.1%	9.5%	9.1%
% of FP17s Relating to Free Repair or Replacements	1	551	0.2%	0.9%	0.7%	0.8%
% of FP17s Relating to Continuations	1	551	0.2%	1.1%	1.0%	1.0%
% of Patients satisfied with the dentistry they have received	1	2	N/A	92.0%	92.0%	91.5%
% of Patients satisfied with the time they had to wait for an appointment	1	2	N/A	85.9%	88.1%	87.9%

* This is based on patients treated on this contract for their most recent course of treatment. Figures in italics indicate the base number of FP17s or Patient Questionnaire responses are less than 100. N/A is shown where the base number of responses is less than 10 during the period. % is calculated as Quantity/Base number*100

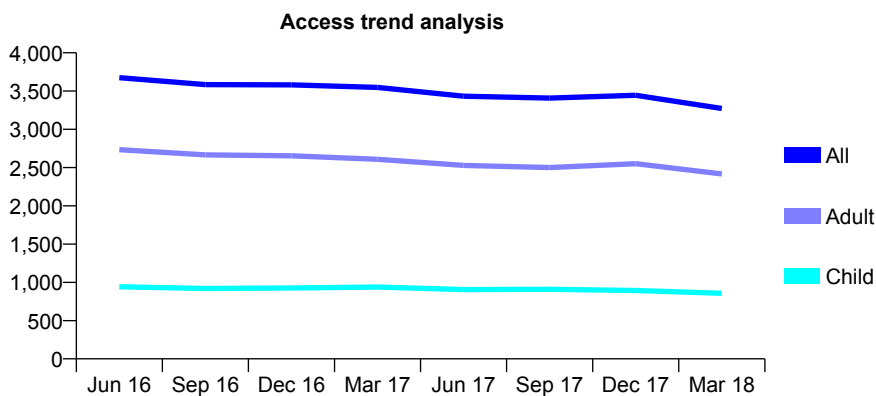
Q66 - Vital Signs At a Glance Contract Report for 124362/0001 - Year end March 2018

Name or company name	Dental Dimensions
Contract type name	GDS Contract
Purpose of contract	General
Contract start date	01/02/2009
Contract end date	

17/18 Contracted general activity (UDA)	15,000
Carry forward general activity (UDA)	0
17/18 Contracted orthodontic activity (UOA)	0
Carry forward orthodontic activity (UOA)	0
Baseline contract value	£358,708.25

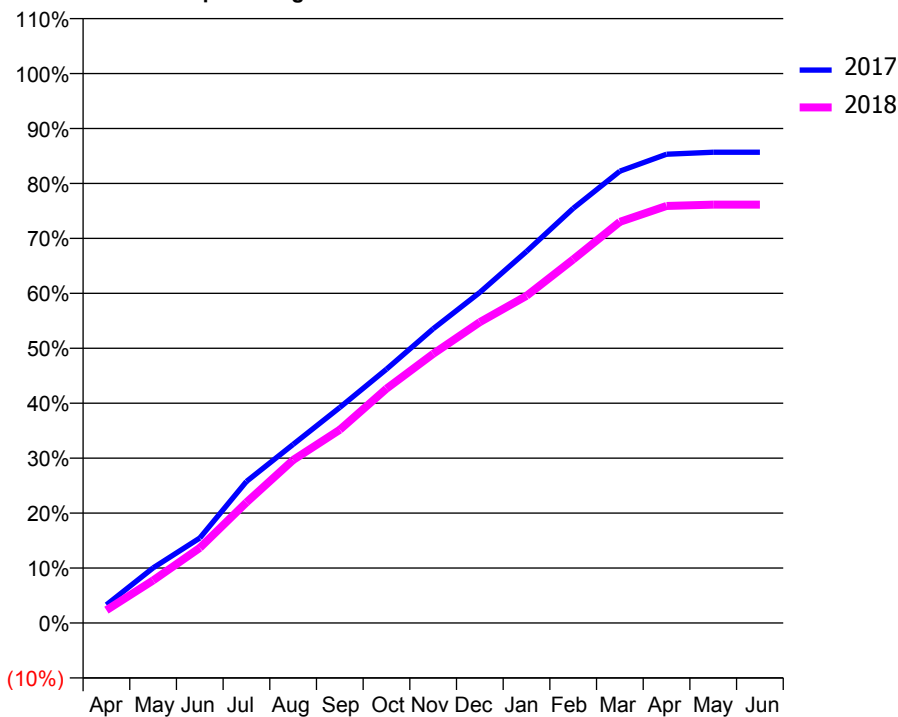
ACCESS*

Patients seen in 24 months	Total	Change since previous quarter
Quarter ending March 2017	3,547	
Quarter ending June 2017	3,433	↓
Quarter ending September 2017	3,409	→
Quarter ending December 2017	3,445	→
Quarter ending March 2018	3,273	↓
Variance since March 2017	(7.7%)	↓



ACTIVITY

Cumulative percentage of contracted UDA delivered 2017 & 2018



Month	Adjusted Scheduled Activity (UDA)	
	2017	2018
April	498	352
May	1,504	1,163
June	2,320	2,050
July	3,865	3,292
August	4,876	4,449
September	5,884	5,278
October	6,928	6,397
November	8,032	7,346
December	9,027	8,213
January	10,142	8,930
February	11,320	9,924
March	12,335	10,950
April	12,795	11,384
May	12,852	11,420
June	12,851	11,420

QUALITY

	Quantity	Base Number	Contract	AT	Region	England
% of FP17s for the same patient ID Re-attending within 3 months - Children	99	1,194	8.3%	10.0%	11.5%	11.9%
% of FP17s for the same patient ID Re-attending within 3 months - Adults	807	3,746	21.5%	14.6%	15.9%	16.0%
% of FP17s for the same patient ID Re-attending between 3 & 9 months - Children	731	1,194	61.2%	59.5%	60.6%	58.3%
% of FP17s for the same patient ID Re-attending between 3 & 9 months - Adults	2,137	3,746	57.0%	50.4%	51.6%	50.3%
% of FP17s for Band 1 Urgent Courses	290	4,587	6.3%	10.1%	9.5%	9.1%
% of FP17s Relating to Free Repair or Replacements	2	4,587	0.0%	0.9%	0.7%	0.8%
% of FP17s Relating to Continuations	212	4,587	4.6%	1.1%	1.0%	1.0%
% of Patients satisfied with the dentistry they have received	6	7	N/A	92.0%	92.0%	91.5%
% of Patients satisfied with the time they had to wait for an appointment	5	7	N/A	85.9%	88.1%	87.9%

* This is based on patients treated on this contract for their most recent course of treatment. Figures in italics indicate the base number of FP17s or Patient Questionnaire responses are less than 100. N/A is shown where the base number of responses is less than 10 during the period. % is calculated as Quantity/Base number*100

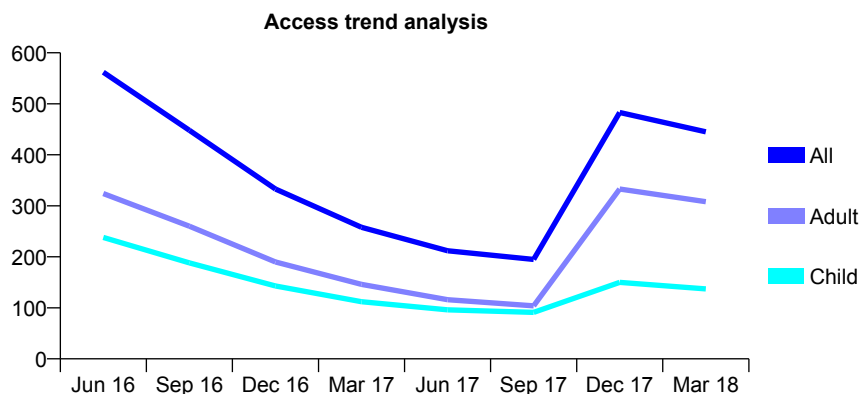
Q66 - Vital Signs At a Glance Contract Report for 125776/0009 - Year end March 2018

Name or company name	Apex Dental Care Ltd
Contract type name	GDS Contract
Purpose of contract	General
Contract start date	01/08/2010
Contract end date	

17/18 Contracted general activity (UDA)	882
Carry forward general activity (UDA)	0
17/18 Contracted orthodontic activity (UOA)	0
Carry forward orthodontic activity (UOA)	0
Baseline contract value	£20,882.58

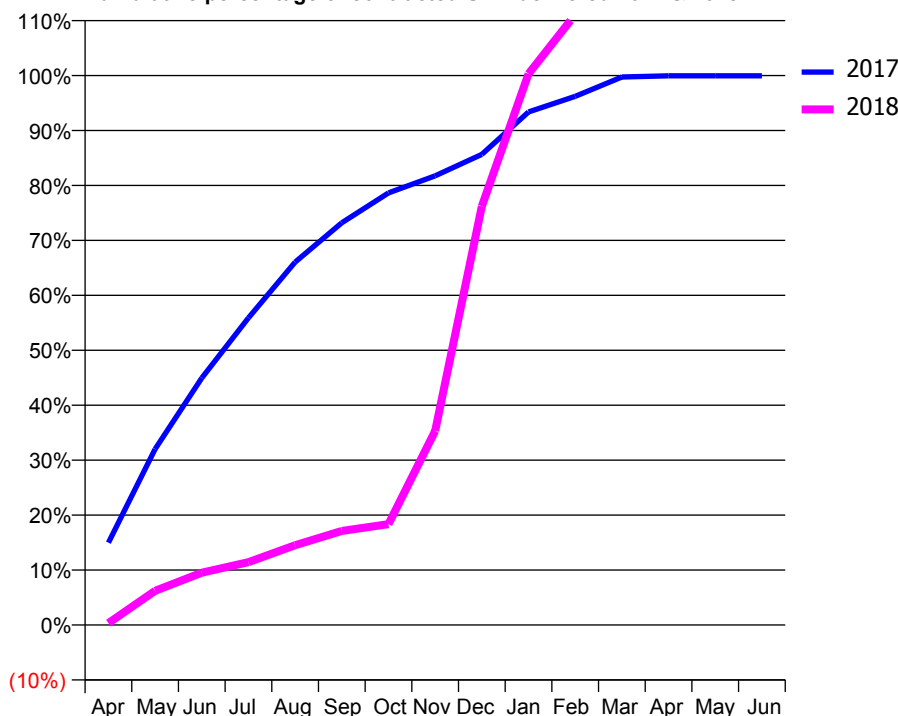
ACCESS*

Patients seen in 24 months	Total	Change since previous quarter
Quarter ending March 2017	258	
Quarter ending June 2017	212	↓
Quarter ending September 2017	195	↓
Quarter ending December 2017	483	↑
Quarter ending March 2018	445	↓
Variance since March 2017	72.5%	↑



ACTIVITY

Cumulative percentage of contracted UDA delivered 2017 & 2018



Month	Adjusted Scheduled Activity (UDA)	
	2017	2018
April	132	3
May	282	55
June	397	84
July	493	101
August	582	128
September	646	151
October	694	162
November	721	312
December	755	672
January	824	885
February	849	980
March	880	1,034
April	882	1,040
May	882	1,040
June	882	1,040

QUALITY

	Quantity	Base Number	Contract	AT	Region	England
% of FP17s for the same patient ID Re-attending within 3 months - Children	9	185	4.9%	10.0%	11.5%	11.9%
% of FP17s for the same patient ID Re-attending within 3 months - Adults	34	383	8.9%	14.6%	15.9%	16.0%
% of FP17s for the same patient ID Re-attending between 3 & 9 months - Children	86	185	46.5%	59.5%	60.6%	58.3%
% of FP17s for the same patient ID Re-attending between 3 & 9 months - Adults	37	383	9.7%	50.4%	51.6%	50.3%
% of FP17s for Band 1 Urgent Courses	45	569	7.9%	10.1%	9.5%	9.1%
% of FP17s Relating to Free Repair or Replacements	2	569	0.4%	0.9%	0.7%	0.8%
% of FP17s Relating to Continuations	19	569	3.3%	1.1%	1.0%	1.0%
% of Patients satisfied with the dentistry they have received	1	1	N/A	92.0%	92.0%	91.5%
% of Patients satisfied with the time they had to wait for an appointment	1	1	N/A	85.9%	88.1%	87.9%

* This is based on patients treated on this contract for their most recent course of treatment. Figures in italics indicate the base number of FP17s or Patient Questionnaire responses are less than 100. N/A is shown where the base number of responses is less than 10 during the period. % is calculated as Quantity/Base number*100

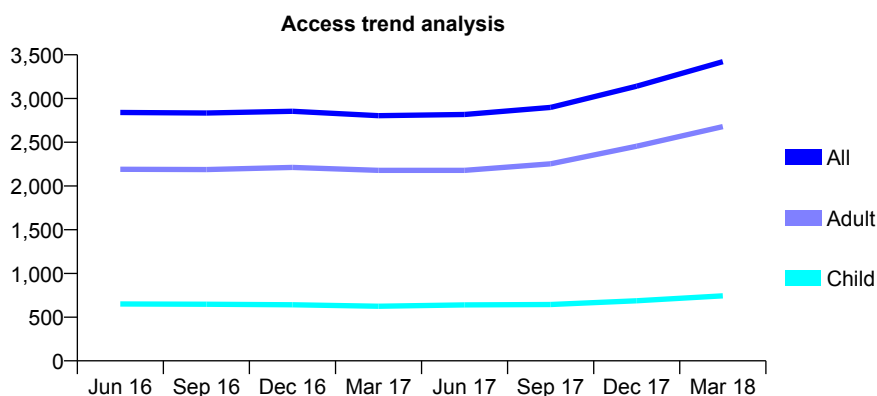
Q66 - Vital Signs At a Glance Contract Report for 126713/0001 - Year end March 2018

Name or company name	CASTLE HILL DENTAL PRACTICE LIMITE
Contract type name	GDS Contract
Purpose of contract	General
Contract start date	01/04/2011
Contract end date	

17/18 Contracted general activity (UDA)	10,118
Carry forward general activity (UDA)	0
17/18 Contracted orthodontic activity (UOA)	0
Carry forward orthodontic activity (UOA)	0
Baseline contract value	£270,875.67

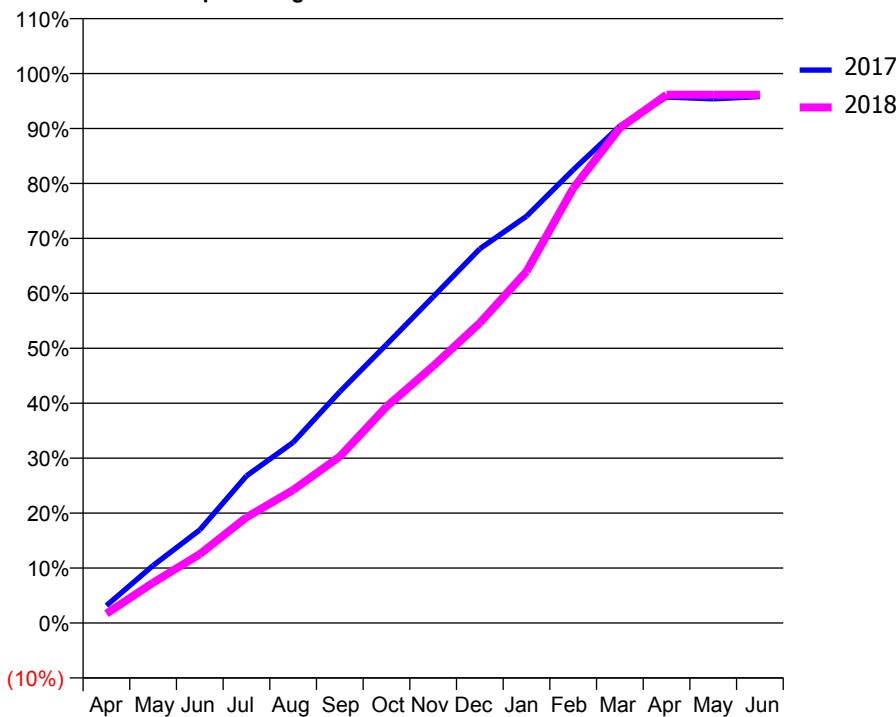
ACCESS*

Patients seen in 24 months	Total	Change since previous quarter
Quarter ending March 2017	2,804	
Quarter ending June 2017	2,818	→
Quarter ending September 2017	2,898	↑
Quarter ending December 2017	3,141	↑
Quarter ending March 2018	3,422	↑
Variance since March 2017	22.0%	↑



ACTIVITY

Cumulative percentage of contracted UDA delivered 2017 & 2018



Month	Adjusted Scheduled Activity (UDA)	
	2017	2018
April	248	173
May	820	743
June	1,325	1,267
July	2,095	1,945
August	2,572	2,450
September	3,293	3,066
October	3,965	3,983
November	4,645	4,729
December	5,329	5,526
January	5,791	6,474
February	6,452	8,003
March	7,074	9,116
April	7,488	9,727
May	7,463	9,727
June	7,494	9,727

QUALITY

	Quantity	Base Number	Contract	AT	Region	England
% of FP17s for the same patient ID Re-attending within 3 months - Children	32	1,053	3.0%	10.0%	11.5%	11.9%
% of FP17s for the same patient ID Re-attending within 3 months - Adults	310	3,381	9.2%	14.6%	15.9%	16.0%
% of FP17s for the same patient ID Re-attending between 3 & 9 months - Children	650	1,053	61.7%	59.5%	60.6%	58.3%
% of FP17s for the same patient ID Re-attending between 3 & 9 months - Adults	1,345	3,381	39.8%	50.4%	51.6%	50.3%
% of FP17s for Band 1 Urgent Courses	211	4,456	4.7%	10.1%	9.5%	9.1%
% of FP17s Relating to Free Repair or Replacements	13	4,456	0.3%	0.9%	0.7%	0.8%
% of FP17s Relating to Continuations	68	4,456	1.5%	1.1%	1.0%	1.0%
% of Patients satisfied with the dentistry they have received	9	10	90.0%	92.0%	92.0%	91.5%
% of Patients satisfied with the time they had to wait for an appointment	9	10	90.0%	85.9%	88.1%	87.9%

* This is based on patients treated on this contract for their most recent course of treatment. Figures in italics indicate the base number of FP17s or Patient Questionnaire responses are less than 100. N/A is shown where the base number of responses is less than 10 during the period. % is calculated as Quantity/Base number*100

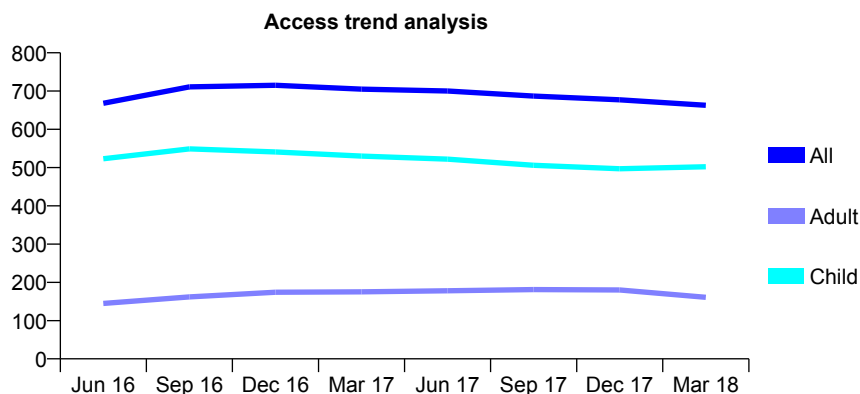
Q66 - Vital Signs At a Glance Contract Report for 127310/0001 - Year end March 2018

Name or company name	Green Room Dentistry
Contract type name	GDS Contract
Purpose of contract	General
Contract start date	01/01/2015
Contract end date	

17/18 Contracted general activity (UDA)	1,718
Carry forward general activity (UDA)	0
17/18 Contracted orthodontic activity (UOA)	0
Carry forward orthodontic activity (UOA)	0
Baseline contract value	£45,097.62

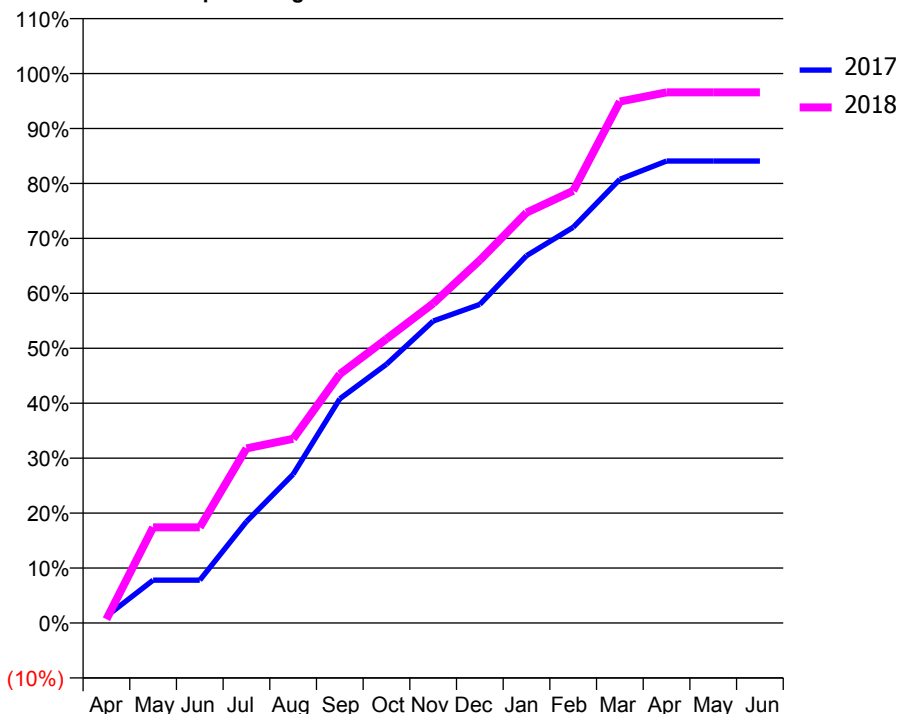
ACCESS*

Patients seen in 24 months	Total	Change since previous quarter
Quarter ending March 2017	705	
Quarter ending June 2017	700	→
Quarter ending September 2017	687	↓
Quarter ending December 2017	677	↓
Quarter ending March 2018	663	↓
Variance since March 2017	(6.0%)	↓



ACTIVITY

Cumulative percentage of contracted UDA delivered 2017 & 2018



Month	Adjusted Scheduled Activity (UDA)	
	2017	2018
April	21	12
May	134	299
June	134	299
July	317	546
August	465	576
September	701	778
October	809	888
November	944	999
December	996	1,134
January	1,148	1,283
February	1,237	1,351
March	1,387	1,630
April	1,444	1,659
May	1,444	1,659
June	1,444	1,659

QUALITY

	Quantity	Base Number	Contract	AT	Region	England
% of FP17s for the same patient ID Re-attending within 3 months - Children	40	896	4.5%	10.0%	11.5%	11.9%
% of FP17s for the same patient ID Re-attending within 3 months - Adults	4	178	2.2%	14.6%	15.9%	16.0%
% of FP17s for the same patient ID Re-attending between 3 & 9 months - Children	706	896	78.8%	59.5%	60.6%	58.3%
% of FP17s for the same patient ID Re-attending between 3 & 9 months - Adults	129	178	72.5%	50.4%	51.6%	50.3%
% of FP17s for Band 1 Urgent Courses	1	1,054	0.1%	10.1%	9.5%	9.1%
% of FP17s Relating to Free Repair or Replacements	1	1,054	0.1%	0.9%	0.7%	0.8%
% of FP17s Relating to Continuations	0	1,054	0.0%	1.1%	1.0%	1.0%
% of Patients satisfied with the dentistry they have received	1	1	N/A	92.0%	92.0%	91.5%
% of Patients satisfied with the time they had to wait for an appointment	1	1	N/A	85.9%	88.1%	87.9%

* This is based on patients treated on this contract for their most recent course of treatment. Figures in italics indicate the base number of FP17s or Patient Questionnaire responses are less than 100. N/A is shown where the base number of responses is less than 10 during the period. % is calculated as Quantity/Base number*100

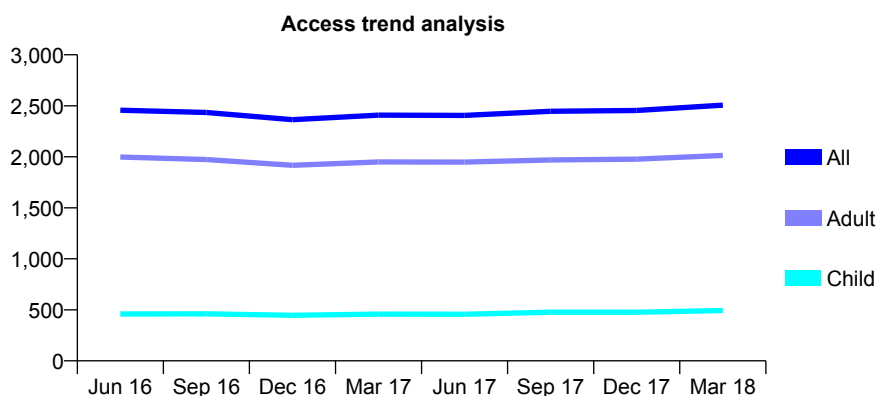
Q66 - Vital Signs At a Glance Contract Report for 127329/0001 - Year end March 2018

Name or company name	Diplomat Devon Ltd
Contract type name	GDS Contract
Purpose of contract	General
Contract start date	06/12/2010
Contract end date	

17/18 Contracted general activity (UDA)	9,000
Carry forward general activity (UDA)	0
17/18 Contracted orthodontic activity (UOA)	0
Carry forward orthodontic activity (UOA)	0
Baseline contract value	£232,208.53

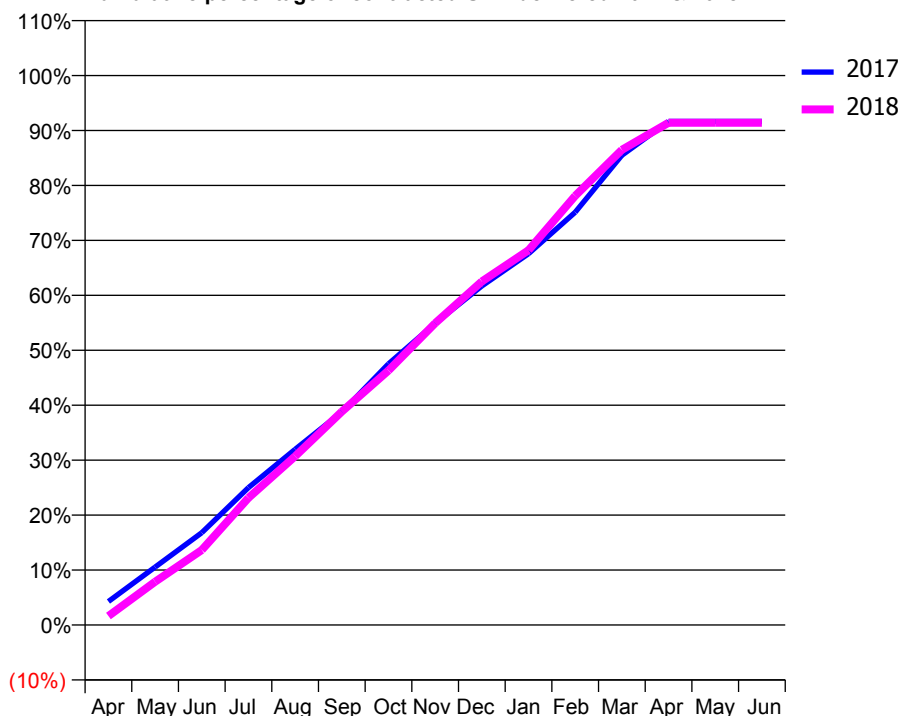
ACCESS*

Patients seen in 24 months	Total	Change since previous quarter
Quarter ending March 2017	2,408	
Quarter ending June 2017	2,406	→
Quarter ending September 2017	2,446	→
Quarter ending December 2017	2,454	→
Quarter ending March 2018	2,507	↑
Variance since March 2017	4.1%	↑



ACTIVITY

Cumulative percentage of contracted UDA delivered 2017 & 2018



Month	Adjusted Scheduled Activity (UDA)	
	2017	2018
April	385	147
May	948	709
June	1,513	1,230
July	2,250	2,083
August	2,877	2,764
September	3,488	3,496
October	4,278	4,169
November	4,941	4,943
December	5,553	5,627
January	6,081	6,139
February	6,760	7,028
March	7,692	7,782
April	8,248	8,226
May	8,248	8,226
June	8,248	8,226

QUALITY

	Quantity	Base Number	Contract	AT	Region	England
% of FP17s for the same patient ID Re-attending within 3 months - Children	76	810	9.4%	10.0%	11.5%	11.9%
% of FP17s for the same patient ID Re-attending within 3 months - Adults	511	3,216	15.9%	14.6%	15.9%	16.0%
% of FP17s for the same patient ID Re-attending between 3 & 9 months - Children	506	810	62.5%	59.5%	60.6%	58.3%
% of FP17s for the same patient ID Re-attending between 3 & 9 months - Adults	1,973	3,216	61.3%	50.4%	51.6%	50.3%
% of FP17s for Band 1 Urgent Courses	356	3,992	8.9%	10.1%	9.5%	9.1%
% of FP17s Relating to Free Repair or Replacements	17	3,992	0.4%	0.9%	0.7%	0.8%
% of FP17s Relating to Continuations	54	3,992	1.4%	1.1%	1.0%	1.0%
% of Patients satisfied with the dentistry they have received	7	8	N/A	92.0%	92.0%	91.5%
% of Patients satisfied with the time they had to wait for an appointment	8	8	N/A	85.9%	88.1%	87.9%

* This is based on patients treated on this contract for their most recent course of treatment. Figures in italics indicate the base number of FP17s or Patient Questionnaire responses are less than 100. N/A is shown where the base number of responses is less than 10 during the period. % is calculated as Quantity/Base number*100

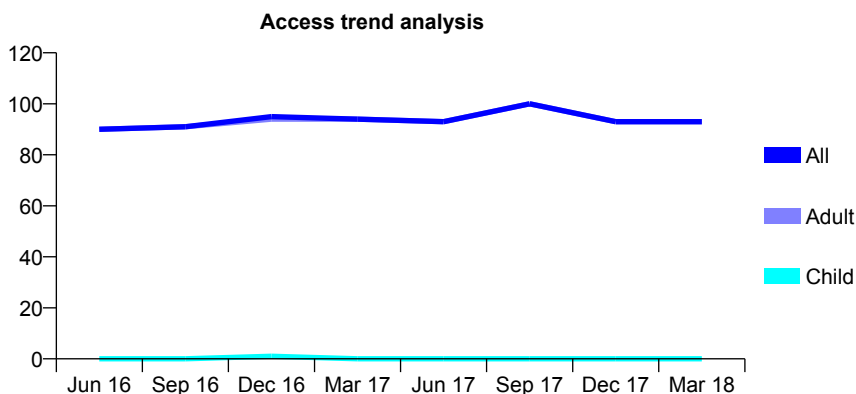
Q66 - Vital Signs At a Glance Contract Report for 127329/0002 - Year end March 2018

Name or company name	Diplomat Devon Ltd
Contract type name	PDS Contract
Purpose of contract	General
Contract start date	01/10/2013
Contract end date	31/03/2022

17/18 Contracted general activity (UDA)	540
Carry forward general activity (UDA)	0
17/18 Contracted orthodontic activity (UOA)	0
Carry forward orthodontic activity (UOA)	0
Baseline contract value	£15,676.70

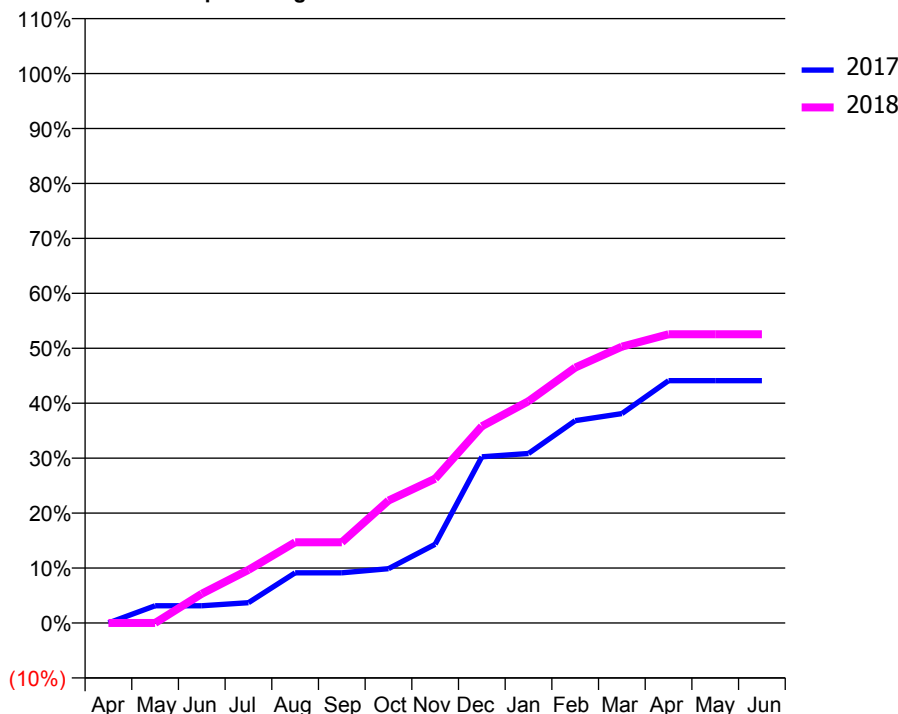
ACCESS*

Patients seen in 24 months	Total	Change since previous quarter
Quarter ending March 2017	94	
Quarter ending June 2017	93	↓
Quarter ending September 2017	100	↑
Quarter ending December 2017	93	↓
Quarter ending March 2018	93	→
Variance since March 2017	(1.1%)	↓



ACTIVITY

Cumulative percentage of contracted UDA delivered 2017 & 2018



Month	Adjusted Scheduled Activity (UDA)	
	2017	2018
April	0	0
May	17	0
June	17	29
July	20	52
August	49	79
September	49	79
October	53	120
November	77	142
December	163	193
January	167	218
February	199	251
March	206	272
April	238	284
May	238	284
June	238	284

QUALITY

	Quantity	Base Number	Contract	AT	Region	England
% of FP17s for the same patient ID Re-attending within 3 months - Children	0	0	N/A	10.0%	11.5%	11.9%
% of FP17s for the same patient ID Re-attending within 3 months - Adults	26	132	19.7%	14.6%	15.9%	16.0%
% of FP17s for the same patient ID Re-attending between 3 & 9 months - Children	0	0	N/A	59.5%	60.6%	58.3%
% of FP17s for the same patient ID Re-attending between 3 & 9 months - Adults	41	132	31.1%	50.4%	51.6%	50.3%
% of FP17s for Band 1 Urgent Courses	29	120	24.2%	10.1%	9.5%	9.1%
% of FP17s Relating to Free Repair or Replacements	0	120	0.0%	0.9%	0.7%	0.8%
% of FP17s Relating to Continuations	1	120	0.8%	1.1%	1.0%	1.0%
% of Patients satisfied with the dentistry they have received	0	0	N/A	92.0%	92.0%	91.5%
% of Patients satisfied with the time they had to wait for an appointment	0	0	N/A	85.9%	88.1%	87.9%

* This is based on patients treated on this contract for their most recent course of treatment. Figures in italics indicate the base number of FP17s or Patient Questionnaire responses are less than 100. N/A is shown where the base number of responses is less than 10 during the period. % is calculated as Quantity/Base number*100

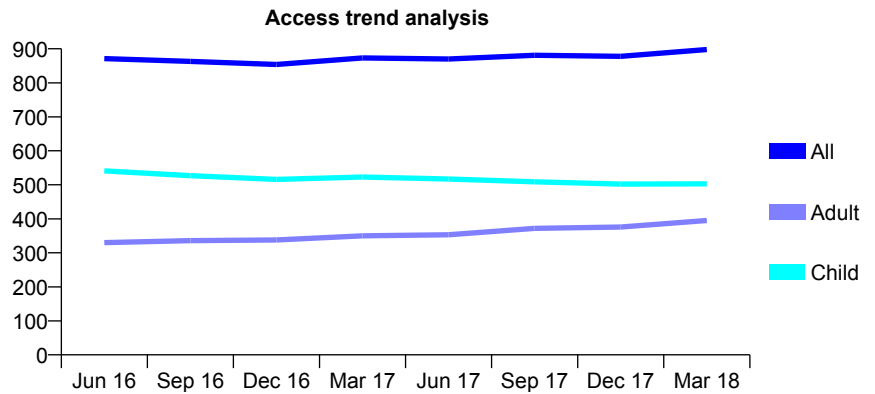
Q66 - Vital Signs At a Glance Contract Report for 127817/0001 - Year end March 2018

Name or company name	Shiphay Dental & Torbay Implant Centre
Contract type name	GDS Contract
Purpose of contract	General
Contract start date	01/06/2014
Contract end date	

17/18 Contracted general activity (UDA)	2,000
Carry forward general activity (UDA)	-19
17/18 Contracted orthodontic activity (UOA)	0
Carry forward orthodontic activity (UOA)	0
Baseline contract value	£46,917.47

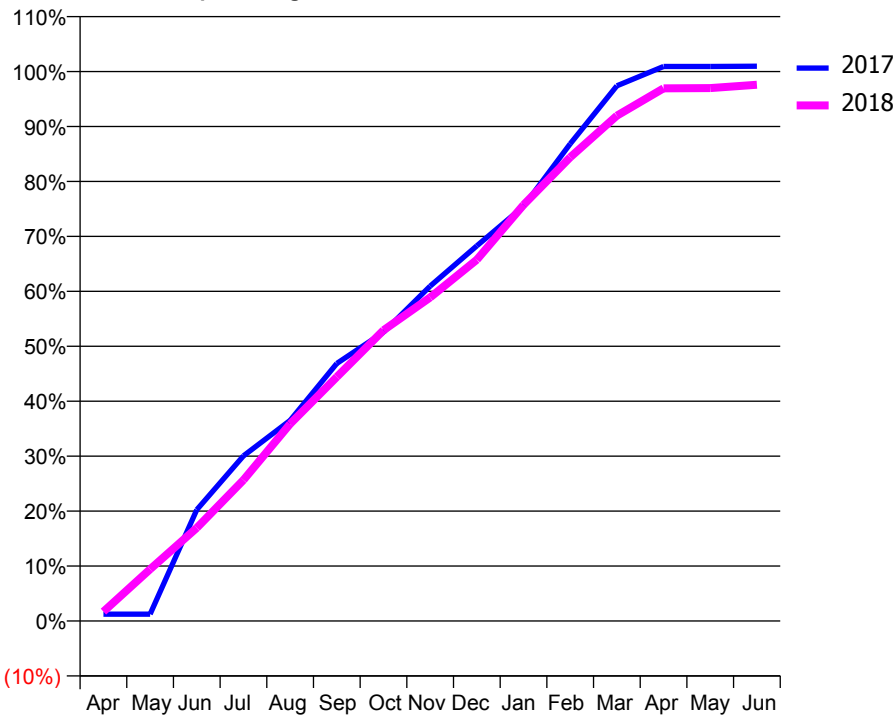
ACCESS*

Patients seen in 24 months	Total	Change since previous quarter
Quarter ending March 2017	873	
Quarter ending June 2017	870	→
Quarter ending September 2017	881	→
Quarter ending December 2017	878	→
Quarter ending March 2018	898	↑
Variance since March 2017	2.9%	↑



ACTIVITY

Cumulative percentage of contracted UDA delivered 2017 & 2018



Month	Adjusted Scheduled Activity (UDA)	
	2017	2018
April	25	34
May	25	189
June	405	339
July	601	513
August	730	718
September	938	888
October	1,051	1,058
November	1,219	1,178
December	1,366	1,315
January	1,509	1,515
February	1,737	1,688
March	1,948	1,839
April	2,018	1,939
May	2,018	1,940
June	2,019	1,952

QUALITY

	Quantity	Base Number	Contract	AT	Region	England
% of FP17s for the same patient ID Re-attending within 3 months - Children	54	887	6.1%	10.0%	11.5%	11.9%
% of FP17s for the same patient ID Re-attending within 3 months - Adults	24	469	5.1%	14.6%	15.9%	16.0%
% of FP17s for the same patient ID Re-attending between 3 & 9 months - Children	638	887	71.9%	59.5%	60.6%	58.3%
% of FP17s for the same patient ID Re-attending between 3 & 9 months - Adults	306	469	65.2%	50.4%	51.6%	50.3%
% of FP17s for Band 1 Urgent Courses	44	1,348	3.3%	10.1%	9.5%	9.1%
% of FP17s Relating to Free Repair or Replacements	2	1,348	0.1%	0.9%	0.7%	0.8%
% of FP17s Relating to Continuations	0	1,348	0.0%	1.1%	1.0%	1.0%
% of Patients satisfied with the dentistry they have received	0	0	N/A	92.0%	92.0%	91.5%
% of Patients satisfied with the time they had to wait for an appointment	0	0	N/A	85.9%	88.1%	87.9%

* This is based on patients treated on this contract for their most recent course of treatment. Figures in italics indicate the base number of FP17s or Patient Questionnaire responses are less than 100. N/A is shown where the base number of responses is less than 10 during the period. % is calculated as Quantity/Base number*100

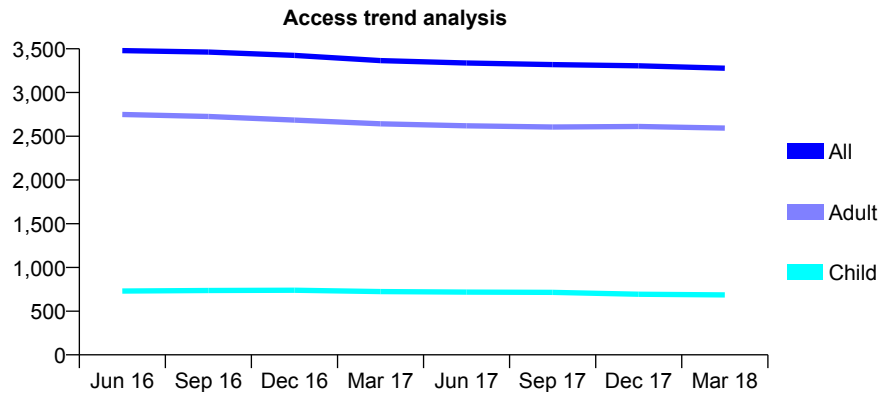
Q66 - Vital Signs At a Glance Contract Report for 129550/0001 - Year end March 2018

Name or company name	Noahs Ark (Fowey) Ltd
Contract type name	Pilot Contract
Purpose of contract	General
Contract start date	01/09/2013
Contract end date	

17/18 Contracted general activity (UDA)	8,983
Carry forward general activity (UDA)	0
17/18 Contracted orthodontic activity (UOA)	0
Carry forward orthodontic activity (UOA)	0
Baseline contract value	£241,327.28

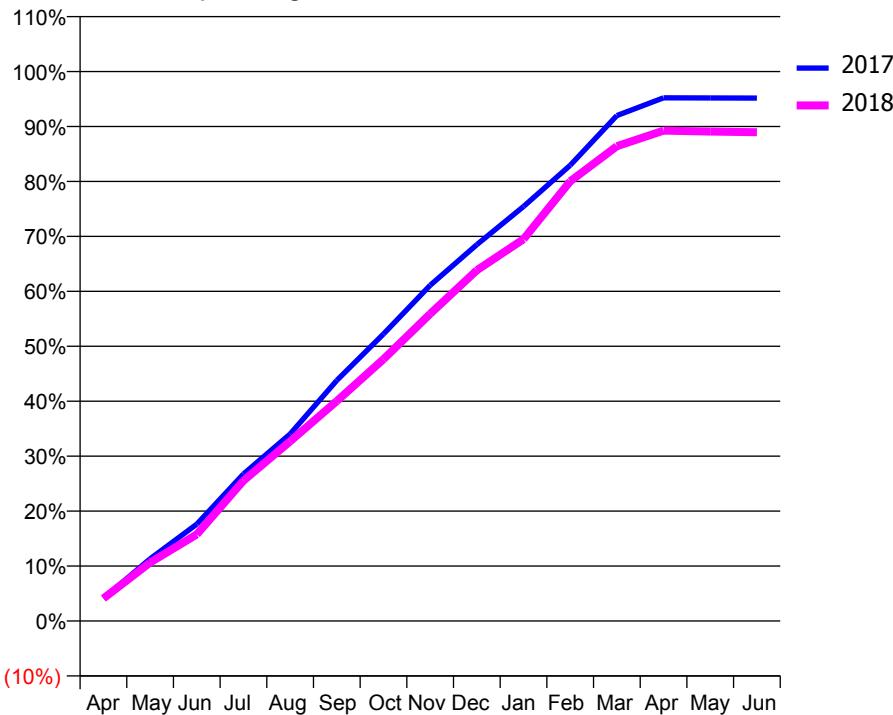
ACCESS*

Patients seen in 24 months	Total	Change since previous quarter
Quarter ending March 2017	3,365	
Quarter ending June 2017	3,338	→
Quarter ending September 2017	3,320	→
Quarter ending December 2017	3,305	→
Quarter ending March 2018	3,278	→
Variance since March 2017	(2.6%)	↓



ACTIVITY

Cumulative percentage of contracted UDA delivered 2017 & 2018



Month	Adjusted Scheduled Activity (UDA)	
	2017	2018
April	373	369
May	1,017	955
June	1,584	1,415
July	2,402	2,294
August	3,057	2,937
September	3,933	3,596
October	4,692	4,281
November	5,487	5,022
December	6,152	5,734
January	6,776	6,242
February	7,450	7,188
March	8,263	7,762
April	8,554	8,017
May	8,551	8,001
June	8,548	7,991

QUALITY

	Quantity	Base Number	Contract	AT	Region	England
% of FP17s for the same patient ID Re-attending within 3 months - Children	43	1,041	4.1%	10.0%	11.5%	11.9%
% of FP17s for the same patient ID Re-attending within 3 months - Adults	379	3,021	12.5%	14.6%	15.9%	16.0%
% of FP17s for the same patient ID Re-attending between 3 & 9 months - Children	692	1,041	66.5%	59.5%	60.6%	58.3%
% of FP17s for the same patient ID Re-attending between 3 & 9 months - Adults	1,078	3,021	35.7%	50.4%	51.6%	50.3%
% of FP17s for Band 1 Urgent Courses	292	4,034	7.2%	10.1%	9.5%	9.1%
% of FP17s Relating to Free Repair or Replacements	68	4,034	1.7%	0.9%	0.7%	0.8%
% of FP17s Relating to Continuations	28	4,034	0.7%	1.1%	1.0%	1.0%
% of Patients satisfied with the dentistry they have received	2	2	N/A	92.0%	92.0%	91.5%
% of Patients satisfied with the time they had to wait for an appointment	2	2	N/A	85.9%	88.1%	87.9%

* This is based on patients treated on this contract for their most recent course of treatment. Figures in italics indicate the base number of FP17s or Patient Questionnaire responses are less than 100. N/A is shown where the base number of responses is less than 10 during the period. % is calculated as Quantity/Base number*100

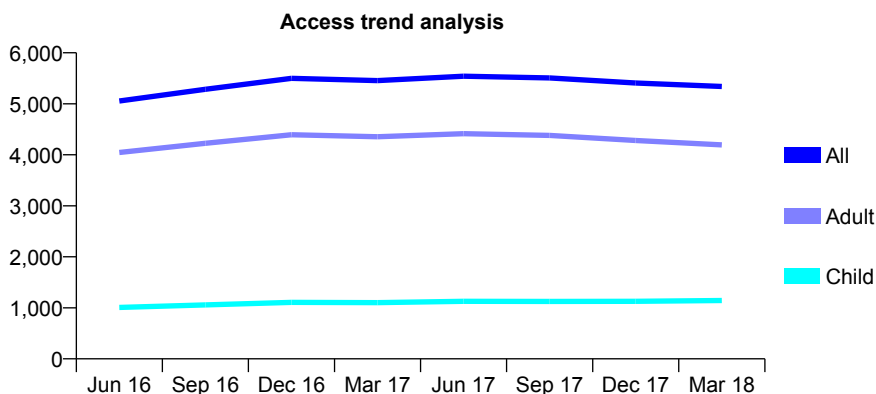
Q66 - Vital Signs At a Glance Contract Report for 129879/0001 - Year end March 2018

Name or company name	Victoria Road Practice Ltd
Contract type name	GDS Contract
Purpose of contract	General
Contract start date	01/04/2009
Contract end date	

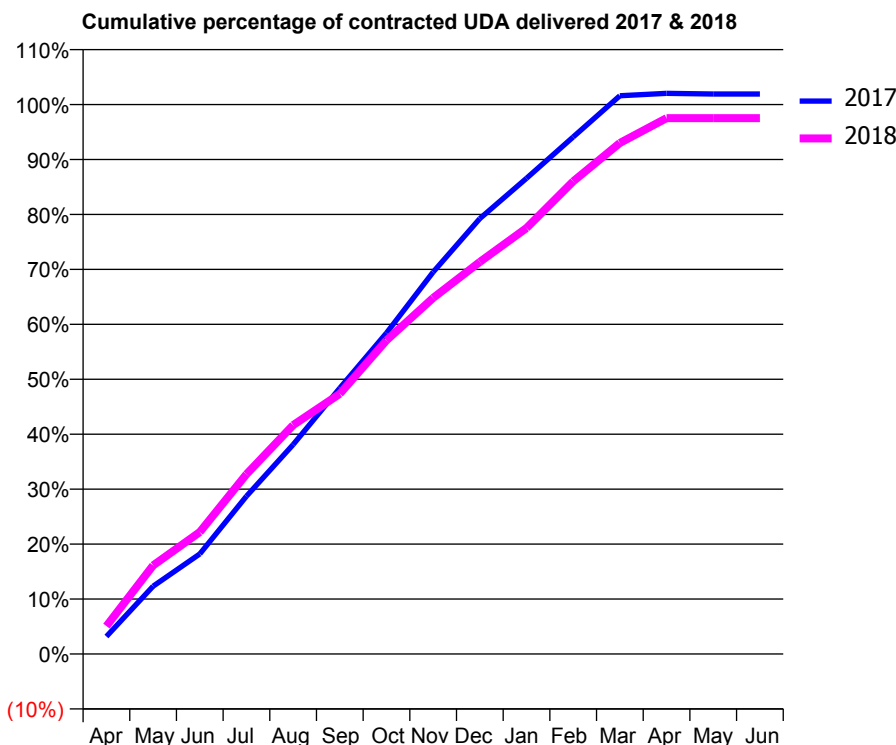
17/18 Contracted general activity (UDA)	16,642
Carry forward general activity (UDA)	-318
17/18 Contracted orthodontic activity (UOA)	0
Carry forward orthodontic activity (UOA)	0
Baseline contract value	£444,686.15

ACCESS*

Patients seen in 24 months	Total	Change since previous quarter
Quarter ending March 2017	5,454	
Quarter ending June 2017	5,542	→
Quarter ending September 2017	5,506	→
Quarter ending December 2017	5,408	↓
Quarter ending March 2018	5,339	↓
Variance since March 2017	(2.1%)	↓



ACTIVITY



Month	Adjusted Scheduled Activity (UDA)	
	2017	2018
April	529	848
May	2,053	2,683
June	3,031	3,693
July	4,778	5,444
August	6,342	6,930
September	8,054	7,881
October	9,722	9,502
November	11,569	10,784
December	13,188	11,874
January	14,406	12,901
February	15,659	14,315
March	16,908	15,478
April	16,978	16,228
May	16,960	16,229
June	16,960	16,228

QUALITY

	Quantity	Base Number	Contract	AT	Region	England
% of FP17s for the same patient ID Re-attending within 3 months - Children	159	1,732	9.2%	10.0%	11.5%	11.9%
% of FP17s for the same patient ID Re-attending within 3 months - Adults	1,043	6,159	16.9%	14.6%	15.9%	16.0%
% of FP17s for the same patient ID Re-attending between 3 & 9 months - Children	988	1,732	57.0%	59.5%	60.6%	58.3%
% of FP17s for the same patient ID Re-attending between 3 & 9 months - Adults	3,451	6,159	56.0%	50.4%	51.6%	50.3%
% of FP17s for Band 1 Urgent Courses	658	8,156	8.1%	10.1%	9.5%	9.1%
% of FP17s Relating to Free Repair or Replacements	144	8,156	1.8%	0.9%	0.7%	0.8%
% of FP17s Relating to Continuations	64	8,156	0.8%	1.1%	1.0%	1.0%
% of Patients satisfied with the dentistry they have received	4	6	N/A	92.0%	92.0%	91.5%
% of Patients satisfied with the time they had to wait for an appointment	4	6	N/A	85.9%	88.1%	87.9%

* This is based on patients treated on this contract for their most recent course of treatment. Figures in italics indicate the base number of FP17s or Patient Questionnaire responses are less than 100. N/A is shown where the base number of responses is less than 10 during the period. % is calculated as Quantity/Base number*100

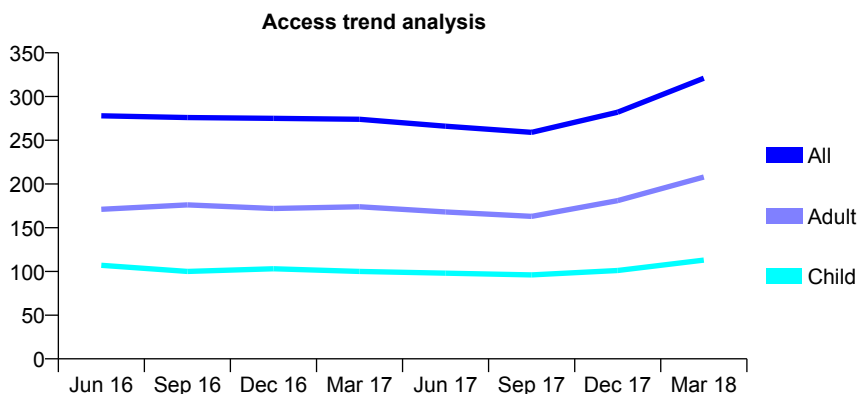
Q66 - Vital Signs At a Glance Contract Report for 130192/0001 - Year end March 2018

Name or company name	Golds Place Dental Practice Ltd
Contract type name	GDS Contract
Purpose of contract	General
Contract start date	01/07/2010
Contract end date	

17/18 Contracted general activity (UDA)	900
Carry forward general activity (UDA)	0
17/18 Contracted orthodontic activity (UOA)	0
Carry forward orthodontic activity (UOA)	0
Baseline contract value	£20,405.36

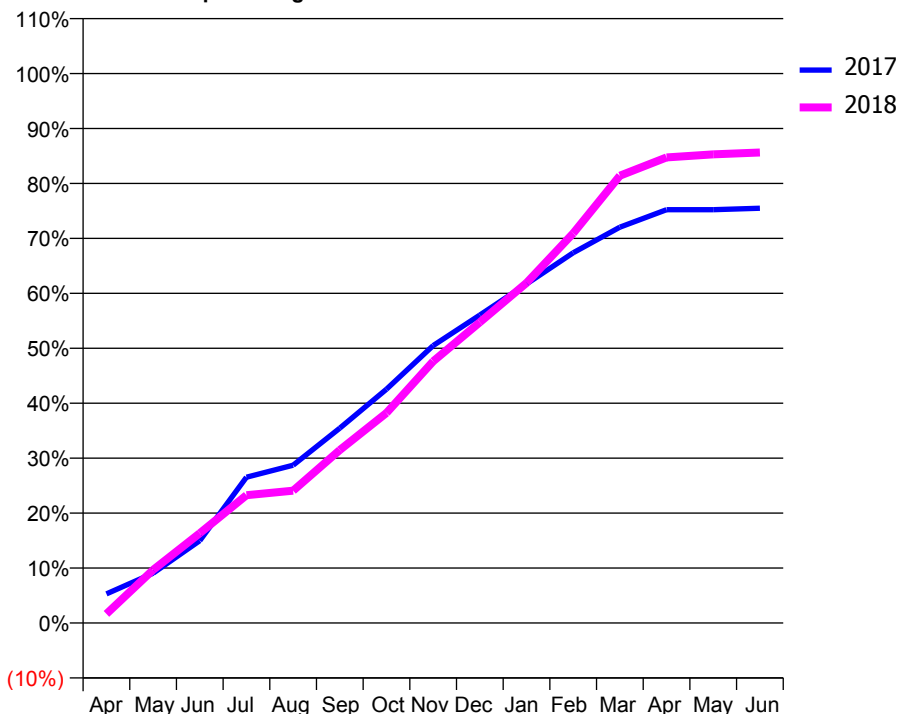
ACCESS*

Patients seen in 24 months	Total	Change since previous quarter
Quarter ending March 2017	274	
Quarter ending June 2017	266	↓
Quarter ending September 2017	259	↓
Quarter ending December 2017	282	↑
Quarter ending March 2018	321	↑
Variance since March 2017	17.2%	↑



ACTIVITY

Cumulative percentage of contracted UDA delivered 2017 & 2018



Month	Adjusted Scheduled Activity (UDA)	
	2017	2018
April	58	15
May	100	87
June	165	147
July	292	209
August	316	217
September	390	283
October	468	344
November	555	429
December	617	493
January	679	557
February	741	638
March	792	733
April	827	763
May	827	768
June	830	771

QUALITY

	Quantity	Base Number	Contract	AT	Region	England
% of FP17s for the same patient ID Re-attending within 3 months - Children	4	158	2.5%	10.0%	11.5%	11.9%
% of FP17s for the same patient ID Re-attending within 3 months - Adults	25	265	9.4%	14.6%	15.9%	16.0%
% of FP17s for the same patient ID Re-attending between 3 & 9 months - Children	101	158	63.9%	59.5%	60.6%	58.3%
% of FP17s for the same patient ID Re-attending between 3 & 9 months - Adults	154	265	58.1%	50.4%	51.6%	50.3%
% of FP17s for Band 1 Urgent Courses	28	427	6.6%	10.1%	9.5%	9.1%
% of FP17s Relating to Free Repair or Replacements	0	427	0.0%	0.9%	0.7%	0.8%
% of FP17s Relating to Continuations	1	427	0.2%	1.1%	1.0%	1.0%
% of Patients satisfied with the dentistry they have received	0	0	N/A	92.0%	92.0%	91.5%
% of Patients satisfied with the time they had to wait for an appointment	0	0	N/A	85.9%	88.1%	87.9%

* This is based on patients treated on this contract for their most recent course of treatment. Figures in italics indicate the base number of FP17s or Patient Questionnaire responses are less than 100. N/A is shown where the base number of responses is less than 10 during the period. % is calculated as Quantity/Base number*100

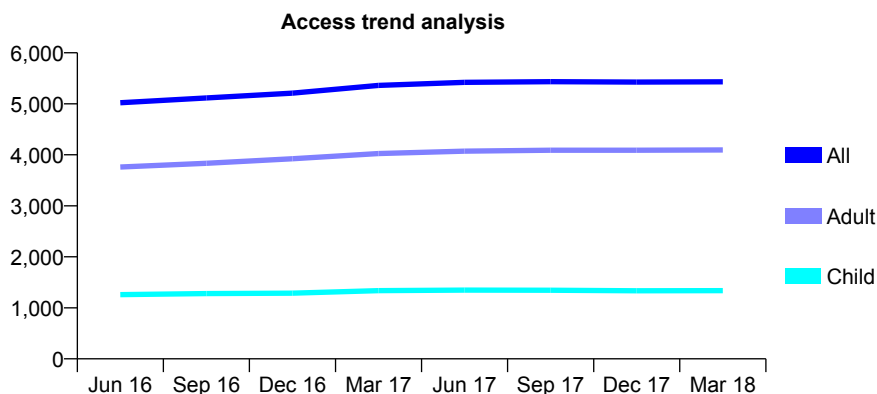
Q66 - Vital Signs At a Glance Contract Report for 132071/0001 - Year end March 2018

Name or company name	Moor Dental Care Ltd
Contract type name	GDS Contract
Purpose of contract	General
Contract start date	01/12/2009
Contract end date	

17/18 Contracted general activity (UDA)	16,000
Carry forward general activity (UDA)	-167
17/18 Contracted orthodontic activity (UOA)	0
Carry forward orthodontic activity (UOA)	0
Baseline contract value	£430,769.10

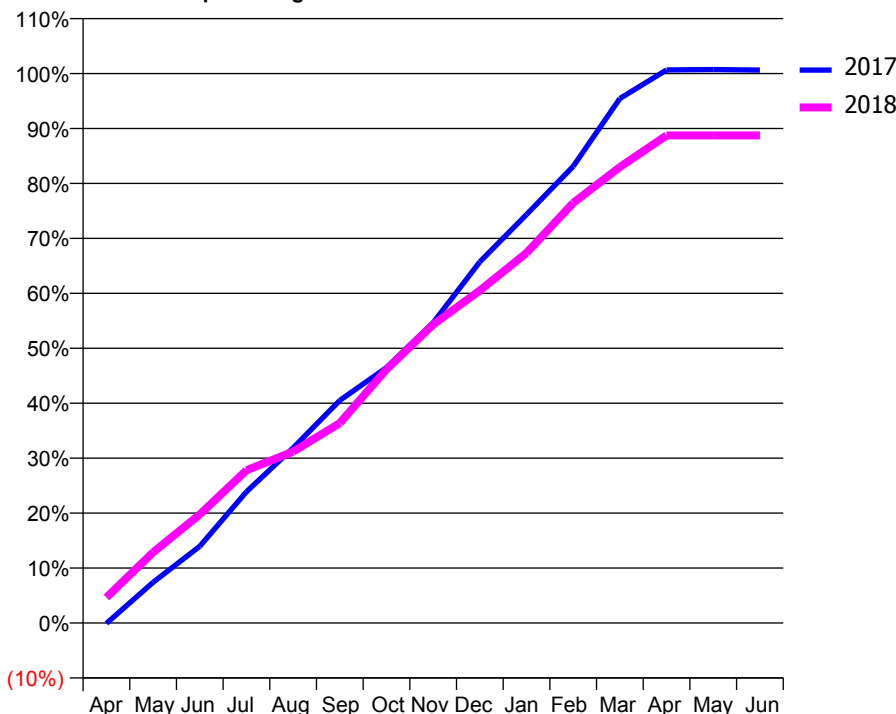
ACCESS*

Patients seen in 24 months	Total	Change since previous quarter
Quarter ending March 2017	5,360	
Quarter ending June 2017	5,420	→
Quarter ending September 2017	5,434	→
Quarter ending December 2017	5,426	→
Quarter ending March 2018	5,431	→
Variance since March 2017	1.3%	→



ACTIVITY

Cumulative percentage of contracted UDA delivered 2017 & 2018



Month	Adjusted Scheduled Activity (UDA)	
	2017	2018
April	-15	743
May	1,186	2,058
June	2,233	3,163
July	3,821	4,447
August	5,102	4,991
September	6,483	5,823
October	7,436	7,387
November	8,746	8,692
December	10,518	9,681
January	11,895	10,776
February	13,296	12,231
March	15,272	13,278
April	16,103	14,199
May	16,114	14,199
June	16,099	14,199

QUALITY

	Quantity	Base Number	Contract	AT	Region	England
% of FP17s for the same patient ID Re-attending within 3 months - Children	153	2,009	7.6%	10.0%	11.5%	11.9%
% of FP17s for the same patient ID Re-attending within 3 months - Adults	794	5,579	14.2%	14.6%	15.9%	16.0%
% of FP17s for the same patient ID Re-attending between 3 & 9 months - Children	1,335	2,009	66.5%	59.5%	60.6%	58.3%
% of FP17s for the same patient ID Re-attending between 3 & 9 months - Adults	3,237	5,579	58.0%	50.4%	51.6%	50.3%
% of FP17s for Band 1 Urgent Courses	655	7,307	9.0%	10.1%	9.5%	9.1%
% of FP17s Relating to Free Repair or Replacements	131	7,307	1.8%	0.9%	0.7%	0.8%
% of FP17s Relating to Continuations	42	7,307	0.6%	1.1%	1.0%	1.0%
% of Patients satisfied with the dentistry they have received	18	18	100.0%	92.0%	92.0%	91.5%
% of Patients satisfied with the time they had to wait for an appointment	16	18	88.9%	85.9%	88.1%	87.9%

* This is based on patients treated on this contract for their most recent course of treatment. Figures in italics indicate the base number of FP17s or Patient Questionnaire responses are less than 100. N/A is shown where the base number of responses is less than 10 during the period. % is calculated as Quantity/Base number*100

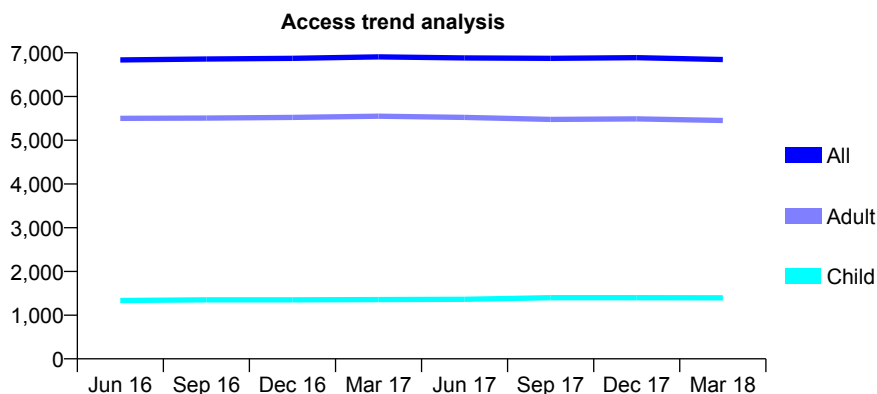
Q66 - Vital Signs At a Glance Contract Report for 132470/0001 - Year end March 2018

Name or company name	Mr & Mrs Murgatroyd
Contract type name	GDS Contract
Purpose of contract	General
Contract start date	02/02/2013
Contract end date	

17/18 Contracted general activity (UDA)	17,152
Carry forward general activity (UDA)	-285
17/18 Contracted orthodontic activity (UOA)	0
Carry forward orthodontic activity (UOA)	0
Baseline contract value	£456,067.51

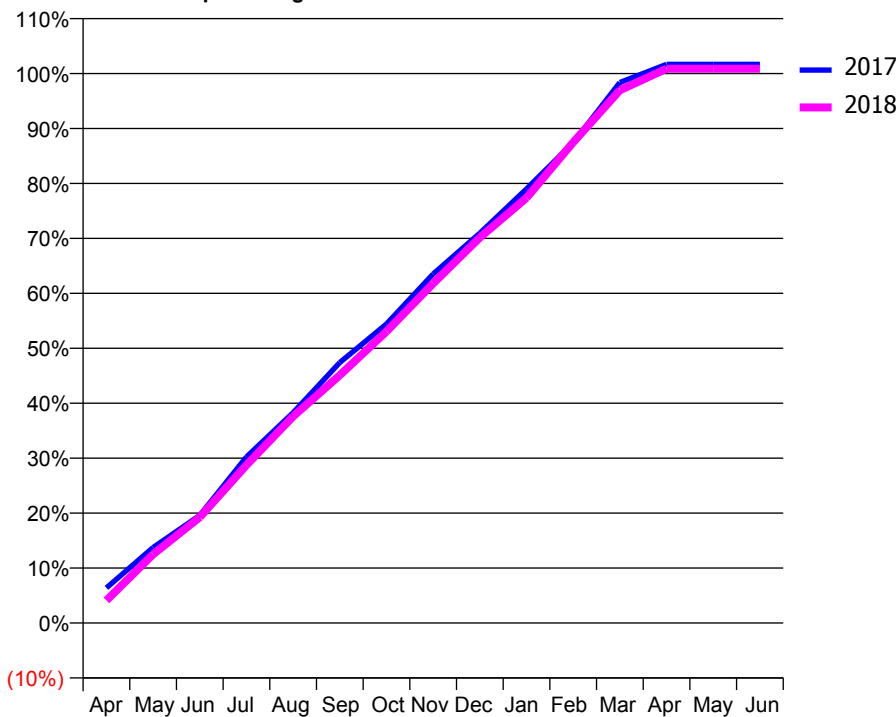
ACCESS*

Patients seen in 24 months	Total	Change since previous quarter
Quarter ending March 2017	6,906	
Quarter ending June 2017	6,882	→
Quarter ending September 2017	6,874	→
Quarter ending December 2017	6,889	→
Quarter ending March 2018	6,845	→
Variance since March 2017	(0.9%)	→



ACTIVITY

Cumulative percentage of contracted UDA delivered 2017 & 2018



Month	Adjusted Scheduled Activity (UDA)	
	2017	2018
April	1,098	705
May	2,358	2,145
June	3,363	3,304
July	5,183	4,930
August	6,568	6,449
September	8,132	7,738
October	9,333	9,099
November	10,897	10,598
December	12,169	12,032
January	13,551	13,272
February	14,996	15,003
March	16,872	16,628
April	17,437	17,301
May	17,437	17,301
June	17,437	17,301

QUALITY

	Quantity	Base Number	Contract	AT	Region	England
% of FP17s for the same patient ID Re-attending within 3 months - Children	151	2,377	6.4%	10.0%	11.5%	11.9%
% of FP17s for the same patient ID Re-attending within 3 months - Adults	1,024	7,658	13.4%	14.6%	15.9%	16.0%
% of FP17s for the same patient ID Re-attending between 3 & 9 months - Children	1,722	2,377	72.4%	59.5%	60.6%	58.3%
% of FP17s for the same patient ID Re-attending between 3 & 9 months - Adults	3,813	7,658	49.8%	50.4%	51.6%	50.3%
% of FP17s for Band 1 Urgent Courses	740	8,786	8.4%	10.1%	9.5%	9.1%
% of FP17s Relating to Free Repair or Replacements	42	8,786	0.5%	0.9%	0.7%	0.8%
% of FP17s Relating to Continuations	88	8,786	1.0%	1.1%	1.0%	1.0%
% of Patients satisfied with the dentistry they have received	9	9	N/A	92.0%	92.0%	91.5%
% of Patients satisfied with the time they had to wait for an appointment	9	9	N/A	85.9%	88.1%	87.9%

* This is based on patients treated on this contract for their most recent course of treatment. Figures in italics indicate the base number of FP17s or Patient Questionnaire responses are less than 100. N/A is shown where the base number of responses is less than 10 during the period. % is calculated as Quantity/Base number*100

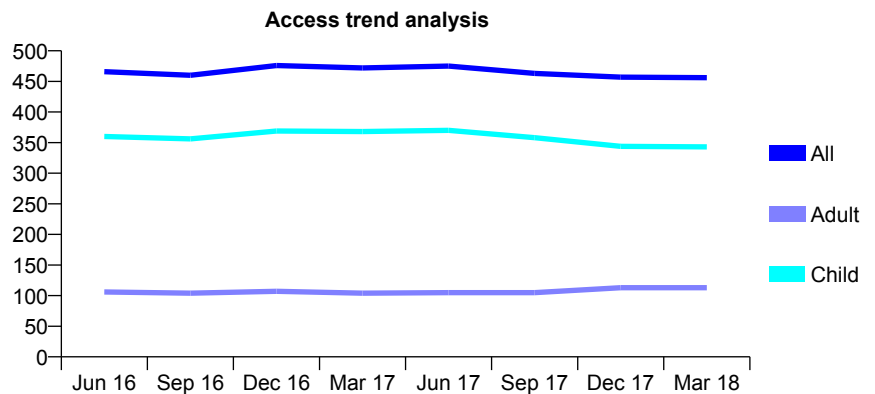
Q66 - Vital Signs At a Glance Contract Report for 134090/0001 - Year end March 2018

Name or company name	Cherrybrook Dental Surgery
Contract type name	PDS Contract
Purpose of contract	General
Contract start date	01/09/2007
Contract end date	31/03/2019

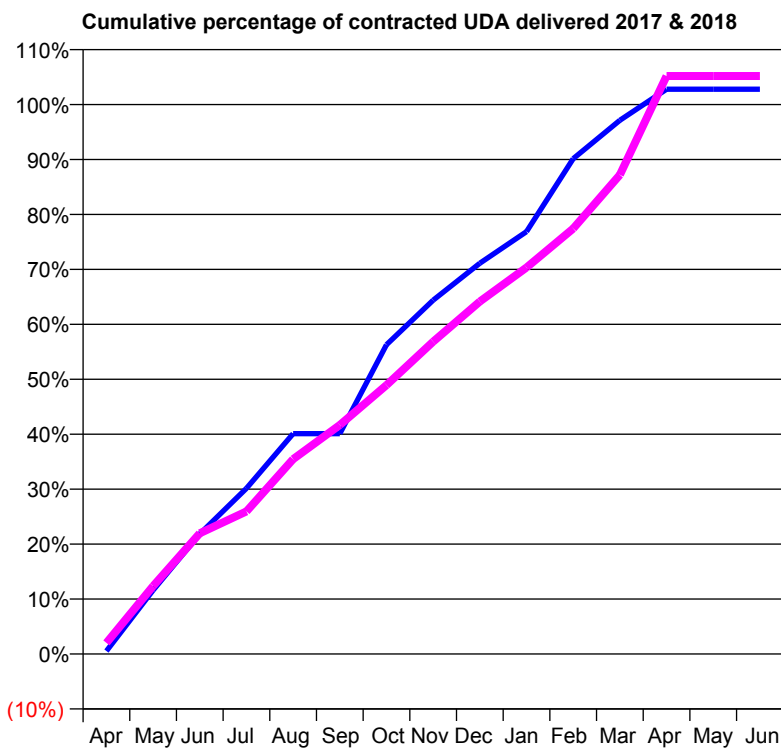
17/18 Contracted general activity (UDA)	1,087
Carry forward general activity (UDA)	-22
17/18 Contracted orthodontic activity (UOA)	0
Carry forward orthodontic activity (UOA)	0
Baseline contract value	£28,163.17

ACCESS*

Patients seen in 24 months	Total	Change since previous quarter
Quarter ending March 2017	472	
Quarter ending June 2017	475	→
Quarter ending September 2017	463	↓
Quarter ending December 2017	457	↓
Quarter ending March 2018	456	→
Variance since March 2017	(3.4%)	↓



ACTIVITY



Month	Adjusted Scheduled Activity (UDA)	
	2017	2018
April	6	22
May	126	134
June	238	239
July	328	282
August	436	386
September	436	453
October	612	532
November	700	618
December	773	697
January	836	765
February	980	842
March	1,056	948
April	1,117	1,143
May	1,117	1,143
June	1,117	1,143

QUALITY

	Quantity	Base Number	Contract	AT	Region	England
% of FP17s for the same patient ID Re-attending within 3 months - Children	36	565	6.4%	10.0%	11.5%	11.9%
% of FP17s for the same patient ID Re-attending within 3 months - Adults	5	82	6.1%	14.6%	15.9%	16.0%
% of FP17s for the same patient ID Re-attending between 3 & 9 months - Children	397	565	70.3%	59.5%	60.6%	58.3%
% of FP17s for the same patient ID Re-attending between 3 & 9 months - Adults	50	82	61.0%	50.4%	51.6%	50.3%
% of FP17s for Band 1 Urgent Courses	17	680	2.5%	10.1%	9.5%	9.1%
% of FP17s Relating to Free Repair or Replacements	0	680	0.0%	0.9%	0.7%	0.8%
% of FP17s Relating to Continuations	8	680	1.2%	1.1%	1.0%	1.0%
% of Patients satisfied with the dentistry they have received	0	0	N/A	92.0%	92.0%	91.5%
% of Patients satisfied with the time they had to wait for an appointment	0	0	N/A	85.9%	88.1%	87.9%

* This is based on patients treated on this contract for their most recent course of treatment. Figures in italics indicate the base number of FP17s or Patient Questionnaire responses are less than 100. N/A is shown where the base number of responses is less than 10 during the period. % is calculated as Quantity/Base number*100

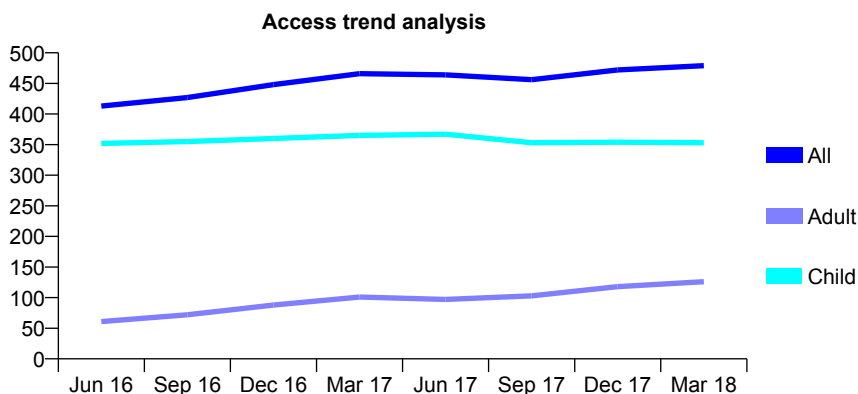
Q66 - Vital Signs At a Glance Contract Report for 135313/0001 - Year end March 2018

Name or company name	Dean Hill Partnership
Contract type name	GDS Contract
Purpose of contract	General
Contract start date	28/03/2015
Contract end date	

17/18 Contracted general activity (UDA)	799
Carry forward general activity (UDA)	27
17/18 Contracted orthodontic activity (UOA)	0
Carry forward orthodontic activity (UOA)	0
Baseline contract value	£18,581.95

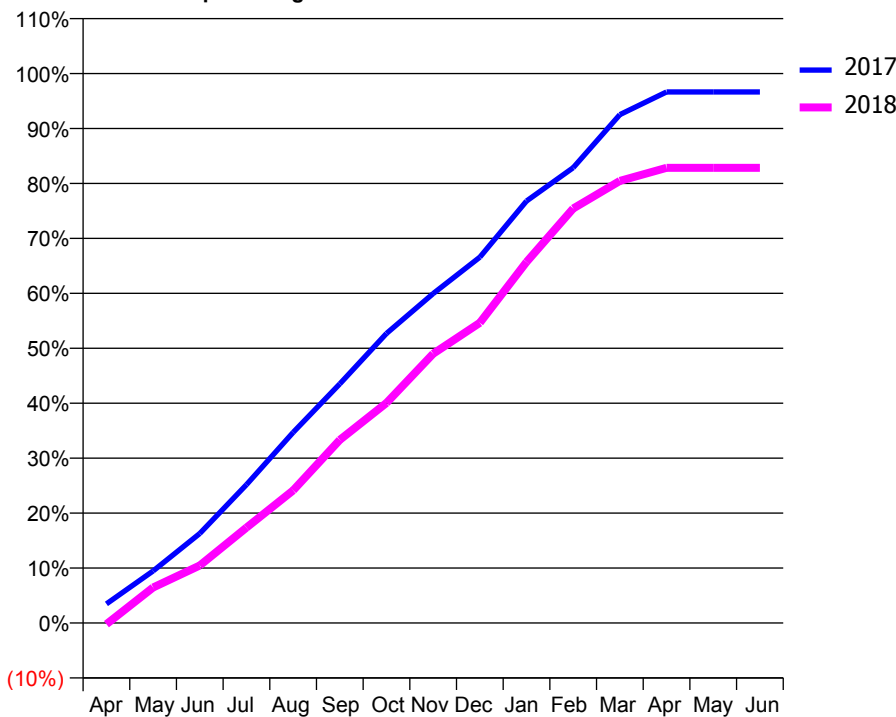
ACCESS*

Patients seen in 24 months	Total	Change since previous quarter
Quarter ending March 2017	466	
Quarter ending June 2017	464	→
Quarter ending September 2017	456	↓
Quarter ending December 2017	472	↑
Quarter ending March 2018	479	→
Variance since March 2017	2.8%	↑



ACTIVITY

Cumulative percentage of contracted UDA delivered 2017 & 2018



Month	Adjusted Scheduled Activity (UDA)	
	2017	2018
April	28	-2
May	76	52
June	130	84
July	201	139
August	277	193
September	348	266
October	421	320
November	479	392
December	532	437
January	614	525
February	662	603
March	739	643
April	772	662
May	772	662
June	772	662

QUALITY

	Quantity	Base Number	Contract	AT	Region	England
% of FP17s for the same patient ID Re-attending within 3 months - Children	8	449	1.8%	10.0%	11.5%	11.9%
% of FP17s for the same patient ID Re-attending within 3 months - Adults	2	119	1.7%	14.6%	15.9%	16.0%
% of FP17s for the same patient ID Re-attending between 3 & 9 months - Children	211	449	47.0%	59.5%	60.6%	58.3%
% of FP17s for the same patient ID Re-attending between 3 & 9 months - Adults	20	119	16.8%	50.4%	51.6%	50.3%
% of FP17s for Band 1 Urgent Courses	34	560	6.1%	10.1%	9.5%	9.1%
% of FP17s Relating to Free Repair or Replacements	0	560	0.0%	0.9%	0.7%	0.8%
% of FP17s Relating to Continuations	0	560	0.0%	1.1%	1.0%	1.0%
% of Patients satisfied with the dentistry they have received	0	0	N/A	92.0%	92.0%	91.5%
% of Patients satisfied with the time they had to wait for an appointment	0	0	N/A	85.9%	88.1%	87.9%

* This is based on patients treated on this contract for their most recent course of treatment. Figures in italics indicate the base number of FP17s or Patient Questionnaire responses are less than 100. N/A is shown where the base number of responses is less than 10 during the period. % is calculated as Quantity/Base number*100

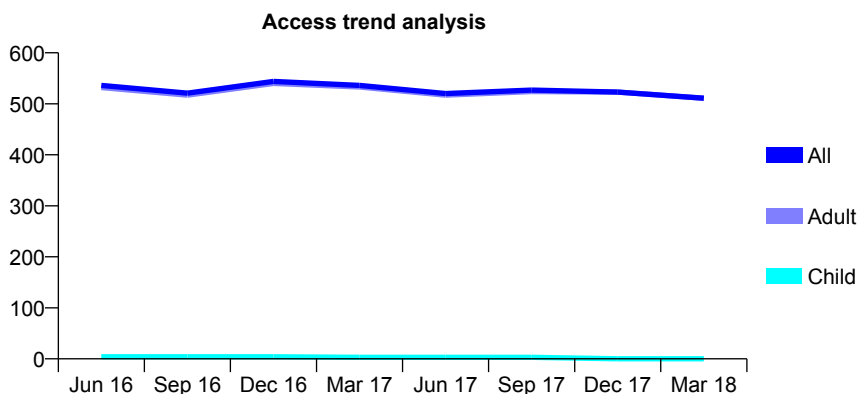
Q66 - Vital Signs At a Glance Contract Report for 135461/0001 - Year end March 2018

Name or company name	The Visiting Dental Service Ltd
Contract type name	PDS Contract
Purpose of contract	General
Contract start date	01/04/2012
Contract end date	31/03/2019

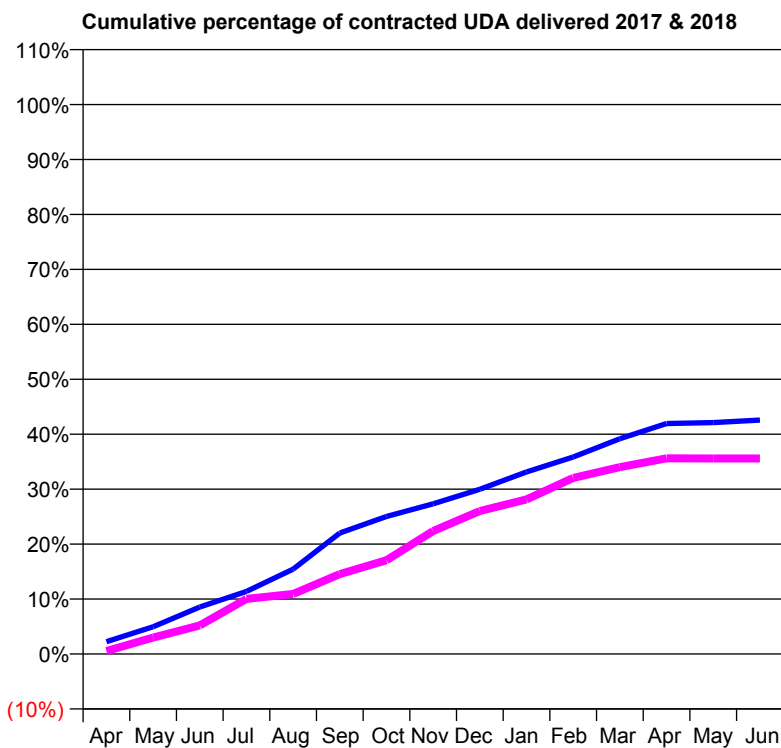
17/18 Contracted general activity (UDA)	2,500
Carry forward general activity (UDA)	0
17/18 Contracted orthodontic activity (UOA)	0
Carry forward orthodontic activity (UOA)	0
Baseline contract value	£166,364.17

ACCESS*

Patients seen in 24 months	Total	Change since previous quarter
Quarter ending March 2017	536	
Quarter ending June 2017	520	↓
Quarter ending September 2017	527	→
Quarter ending December 2017	523	→
Quarter ending March 2018	511	↓
Variance since March 2017	(4.7%)	↓



ACTIVITY



Month	Adjusted Scheduled Activity (UDA)	
	2017	2018
April	56	13
May	124	75
June	214	130
July	285	251
August	386	273
September	551	364
October	626	427
November	683	560
December	750	651
January	828	703
February	897	801
March	979	850
April	1,049	890
May	1,053	889
June	1,065	889

QUALITY

	Quantity	Base Number	Contract	AT	Region	England
% of FP17s for the same patient ID Re-attending within 3 months - Children	0	0	N/A	10.0%	11.5%	11.9%
% of FP17s for the same patient ID Re-attending within 3 months - Adults	30	446	6.7%	14.6%	15.9%	16.0%
% of FP17s for the same patient ID Re-attending between 3 & 9 months - Children	0	0	N/A	59.5%	60.6%	58.3%
% of FP17s for the same patient ID Re-attending between 3 & 9 months - Adults	177	446	39.7%	50.4%	51.6%	50.3%
% of FP17s for Band 1 Urgent Courses	37	435	8.5%	10.1%	9.5%	9.1%
% of FP17s Relating to Free Repair or Replacements	0	435	0.0%	0.9%	0.7%	0.8%
% of FP17s Relating to Continuations	1	435	0.2%	1.1%	1.0%	1.0%
% of Patients satisfied with the dentistry they have received	0	0	N/A	92.0%	92.0%	91.5%
% of Patients satisfied with the time they had to wait for an appointment	0	0	N/A	85.9%	88.1%	87.9%

* This is based on patients treated on this contract for their most recent course of treatment. Figures in italics indicate the base number of FP17s or Patient Questionnaire responses are less than 100. N/A is shown where the base number of responses is less than 10 during the period. % is calculated as Quantity/Base number*100

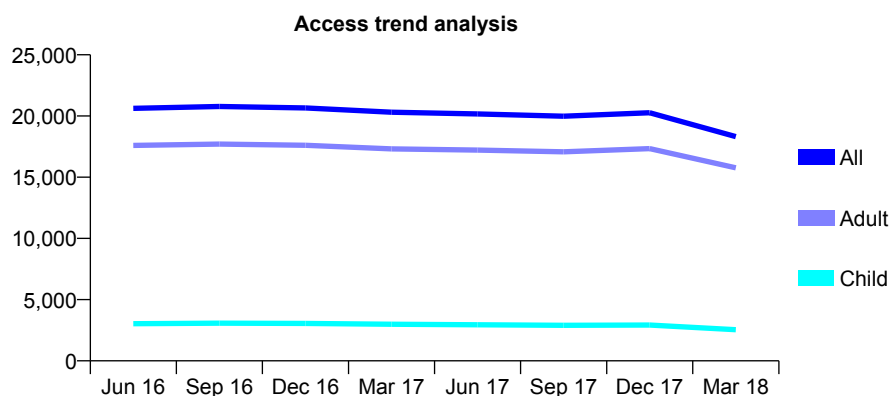
Q66 - Vital Signs At a Glance Contract Report for 136212/0001 - Year end March 2018

Name or company name	PCH Dental CIC
Contract type name	PDS Contract
Purpose of contract	General
Contract start date	01/04/2013
Contract end date	31/03/2019

17/18 Contracted general activity (UDA)	46,000
Carry forward general activity (UDA)	0
17/18 Contracted orthodontic activity (UOA)	0
Carry forward orthodontic activity (UOA)	0
Baseline contract value	£6,642,031.25

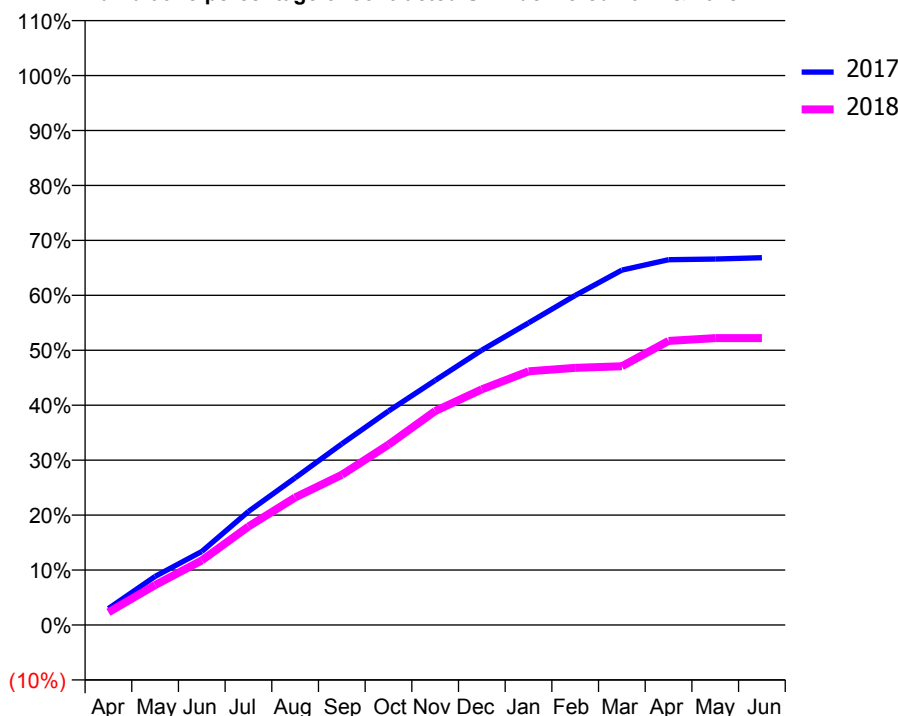
ACCESS*

Patients seen in 24 months	Total	Change since previous quarter
Quarter ending March 2017	20,312	
Quarter ending June 2017	20,166	→
Quarter ending September 2017	19,983	→
Quarter ending December 2017	20,262	→
Quarter ending March 2018	18,316	↓
Variance since March 2017	(9.8%)	↓



ACTIVITY

Cumulative percentage of contracted UDA delivered 2017 & 2018



Month	Adjusted Scheduled Activity (UDA)	
	2017	2018
April	1,375	1,071
May	4,064	3,345
June	6,158	5,406
July	9,504	8,245
August	12,319	10,676
September	15,162	12,575
October	17,908	15,100
November	20,479	17,914
December	23,010	19,727
January	25,290	21,237
February	27,588	21,523
March	29,715	21,665
April	30,581	23,783
May	30,638	24,013
June	30,749	24,013

QUALITY

	Quantity	Base Number	Contract	AT	Region	England
% of FP17s for the same patient ID Re-attending within 3 months - Children	318	3,540	9.0%	10.0%	11.5%	11.9%
% of FP17s for the same patient ID Re-attending within 3 months - Adults	1,674	13,273	12.6%	14.6%	15.9%	16.0%
% of FP17s for the same patient ID Re-attending between 3 & 9 months - Children	543	3,540	15.3%	59.5%	60.6%	58.3%
% of FP17s for the same patient ID Re-attending between 3 & 9 months - Adults	1,394	13,273	10.5%	50.4%	51.6%	50.3%
% of FP17s for Band 1 Urgent Courses	13,959	17,238	81.0%	10.1%	9.5%	9.1%
% of FP17s Relating to Free Repair or Replacements	39	17,238	0.2%	0.9%	0.7%	0.8%
% of FP17s Relating to Continuations	2	17,238	0.0%	1.1%	1.0%	1.0%
% of Patients satisfied with the dentistry they have received	12	14	85.7%	92.0%	92.0%	91.5%
% of Patients satisfied with the time they had to wait for an appointment	12	14	85.7%	85.9%	88.1%	87.9%

* This is based on patients treated on this contract for their most recent course of treatment. Figures in italics indicate the base number of FP17s or Patient Questionnaire responses are less than 100. N/A is shown where the base number of responses is less than 10 during the period. % is calculated as Quantity/Base number*100

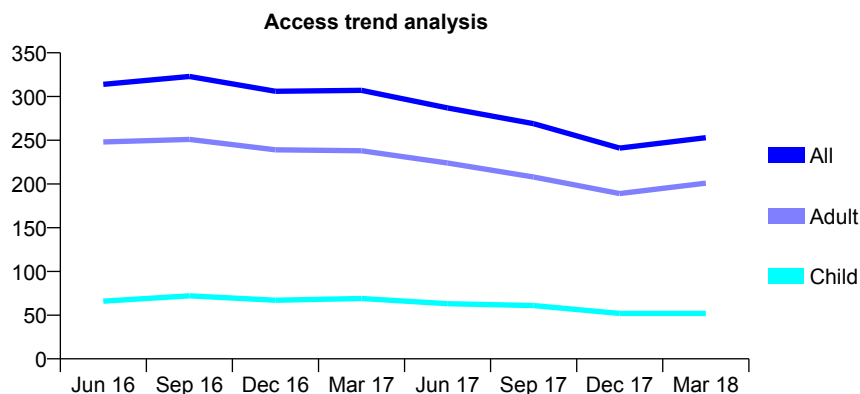
Q66 - Vital Signs At a Glance Contract Report for 136212/0003 - Year end March 2018

Name or company name	PCH Dental CIC
Contract type name	GDS Contract
Purpose of contract	General
Contract start date	01/09/2014
Contract end date	

17/18 Contracted general activity (UDA)	1,400
Carry forward general activity (UDA)	-11
17/18 Contracted orthodontic activity (UOA)	0
Carry forward orthodontic activity (UOA)	0
Baseline contract value	£34,679.48

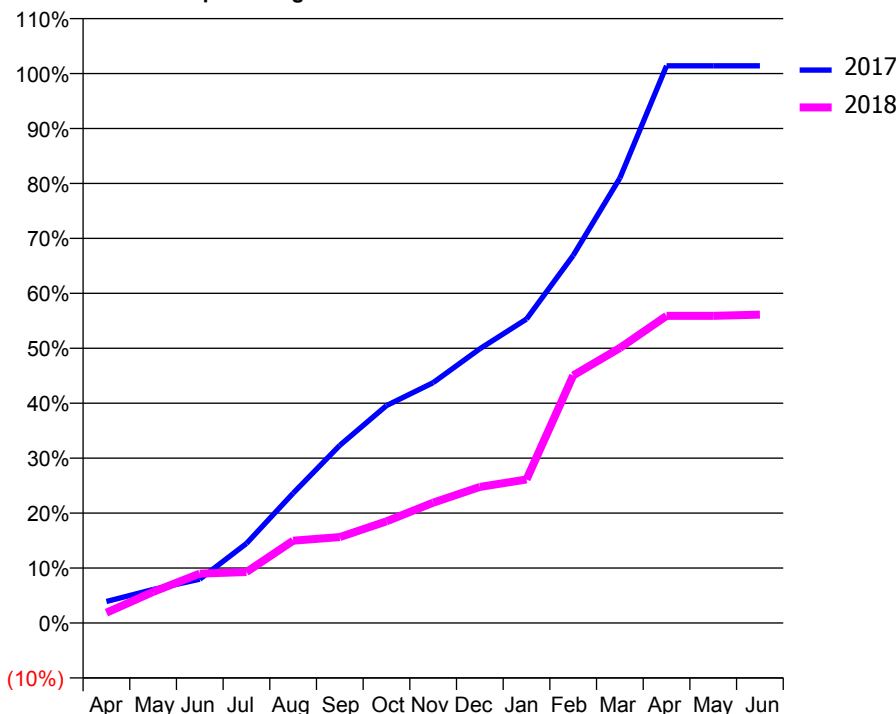
ACCESS*

Patients seen in 24 months	Total	Change since previous quarter
Quarter ending March 2017	307	
Quarter ending June 2017	287	↓
Quarter ending September 2017	269	↓
Quarter ending December 2017	241	↓
Quarter ending March 2018	253	↑
Variance since March 2017	(17.6%)	↓



ACTIVITY

Cumulative percentage of contracted UDA delivered 2017 & 2018



Month	Adjusted Scheduled Activity (UDA)	
	2017	2018
April	31	26
May	49	79
June	64	126
July	116	130
August	189	210
September	259	219
October	317	259
November	350	307
December	399	347
January	443	366
February	535	631
March	648	701
April	811	783
May	811	783
June	811	786

QUALITY

	Quantity	Base Number	Contract	AT	Region	England
% of FP17s for the same patient ID Re-attending within 3 months - Children	5	64	7.8%	10.0%	11.5%	11.9%
% of FP17s for the same patient ID Re-attending within 3 months - Adults	33	237	13.9%	14.6%	15.9%	16.0%
% of FP17s for the same patient ID Re-attending between 3 & 9 months - Children	36	64	56.3%	59.5%	60.6%	58.3%
% of FP17s for the same patient ID Re-attending between 3 & 9 months - Adults	106	237	44.7%	50.4%	51.6%	50.3%
% of FP17s for Band 1 Urgent Courses	15	293	5.1%	10.1%	9.5%	9.1%
% of FP17s Relating to Free Repair or Replacements	0	293	0.0%	0.9%	0.7%	0.8%
% of FP17s Relating to Continuations	8	293	2.7%	1.1%	1.0%	1.0%
% of Patients satisfied with the dentistry they have received	1	1	N/A	92.0%	92.0%	91.5%
% of Patients satisfied with the time they had to wait for an appointment	1	1	N/A	85.9%	88.1%	87.9%

* This is based on patients treated on this contract for their most recent course of treatment. Figures in italics indicate the base number of FP17s or Patient Questionnaire responses are less than 100. N/A is shown where the base number of responses is less than 10 during the period. % is calculated as Quantity/Base number*100

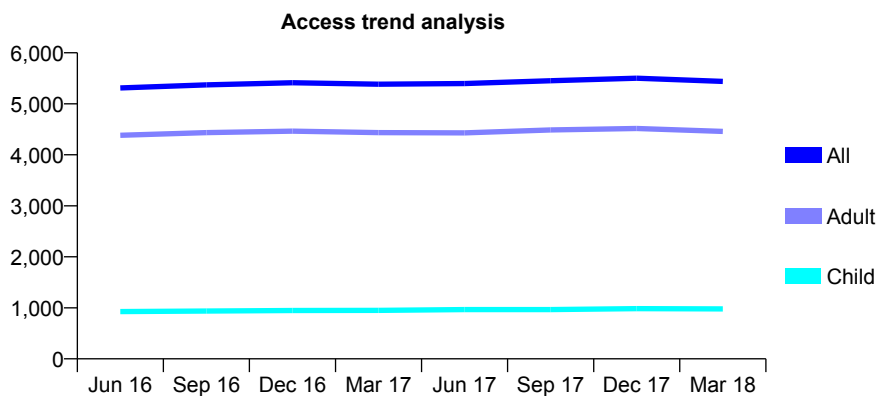
Q66 - Vital Signs At a Glance Contract Report for 136603/0001 - Year end March 2018

Name or company name	Murgelas Practice Management Limited
Contract type name	GDS Contract
Purpose of contract	General
Contract start date	01/04/2010
Contract end date	

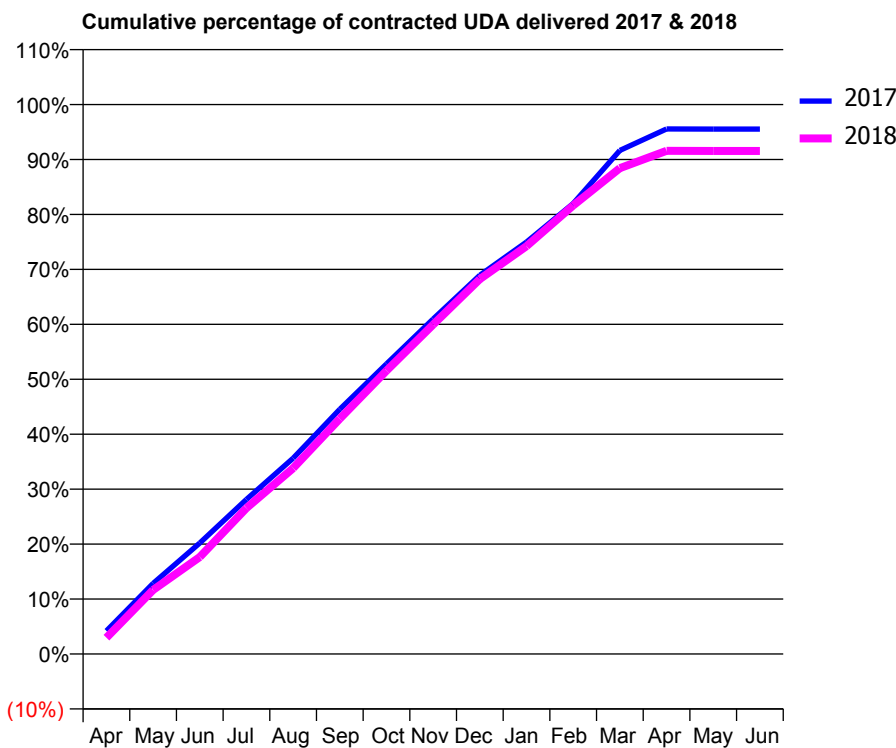
17/18 Contracted general activity (UDA)	15,730
Carry forward general activity (UDA)	0
17/18 Contracted orthodontic activity (UOA)	0
Carry forward orthodontic activity (UOA)	0
Baseline contract value	£455,261.43

ACCESS*

Patients seen in 24 months	Total	Change since previous quarter
Quarter ending March 2017	5,384	
Quarter ending June 2017	5,398	→
Quarter ending September 2017	5,452	→
Quarter ending December 2017	5,501	→
Quarter ending March 2018	5,438	↓
Variance since March 2017	1.0%	→



ACTIVITY



Month	Adjusted Scheduled Activity (UDA)	
	2017	2018
April	663	469
May	2,022	1,835
June	3,180	2,776
July	4,426	4,180
August	5,604	5,318
September	7,007	6,736
October	8,303	8,108
November	9,592	9,432
December	10,843	10,731
January	11,795	11,676
February	12,895	12,838
March	14,416	13,906
April	15,032	14,403
May	15,026	14,401
June	15,027	14,401

QUALITY

	Quantity	Base Number	Contract	AT	Region	England
% of FP17s for the same patient ID Re-attending within 3 months - Children	54	1,405	3.8%	10.0%	11.5%	11.9%
% of FP17s for the same patient ID Re-attending within 3 months - Adults	715	6,406	11.2%	14.6%	15.9%	16.0%
% of FP17s for the same patient ID Re-attending between 3 & 9 months - Children	930	1,405	66.2%	59.5%	60.6%	58.3%
% of FP17s for the same patient ID Re-attending between 3 & 9 months - Adults	3,579	6,406	55.9%	50.4%	51.6%	50.3%
% of FP17s for Band 1 Urgent Courses	354	7,775	4.6%	10.1%	9.5%	9.1%
% of FP17s Relating to Free Repair or Replacements	74	7,775	1.0%	0.9%	0.7%	0.8%
% of FP17s Relating to Continuations	169	7,775	2.2%	1.1%	1.0%	1.0%
% of Patients satisfied with the dentistry they have received	10	10	100.0%	92.0%	92.0%	91.5%
% of Patients satisfied with the time they had to wait for an appointment	8	10	80.0%	85.9%	88.1%	87.9%

* This is based on patients treated on this contract for their most recent course of treatment. Figures in italics indicate the base number of FP17s or Patient Questionnaire responses are less than 100. N/A is shown where the base number of responses is less than 10 during the period. % is calculated as Quantity/Base number*100

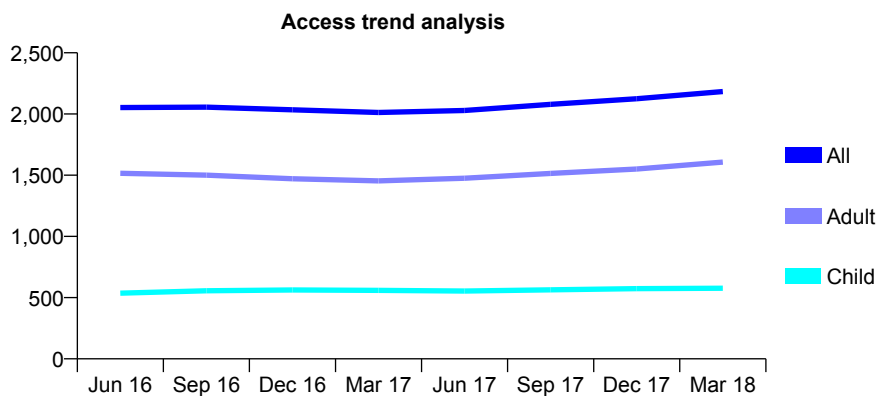
Q66 - Vital Signs At a Glance Contract Report for 136603/0002 - Year end March 2018

Name or company name	Murgelas Practice Management Limited
Contract type name	GDS Contract
Purpose of contract	General
Contract start date	01/04/2010
Contract end date	

17/18 Contracted general activity (UDA)	7,060
Carry forward general activity (UDA)	-141
17/18 Contracted orthodontic activity (UOA)	0
Carry forward orthodontic activity (UOA)	0
Baseline contract value	£191,450.77

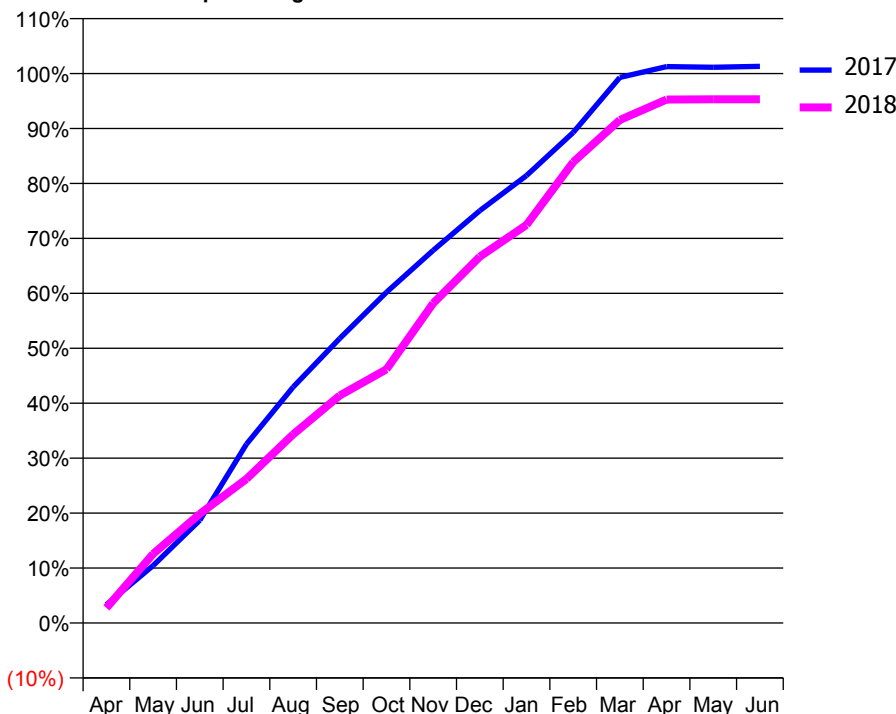
ACCESS*

Patients seen in 24 months	Total	Change since previous quarter
Quarter ending March 2017	2,013	
Quarter ending June 2017	2,029	→
Quarter ending September 2017	2,079	↑
Quarter ending December 2017	2,125	↑
Quarter ending March 2018	2,184	↑
Variance since March 2017	8.5%	↑



ACTIVITY

Cumulative percentage of contracted UDA delivered 2017 & 2018



Month	Adjusted Scheduled Activity (UDA)	
	2017	2018
April	236	195
May	738	888
June	1,319	1,402
July	2,298	1,851
August	3,032	2,424
September	3,657	2,923
October	4,249	3,259
November	4,787	4,107
December	5,298	4,708
January	5,748	5,114
February	6,303	5,922
March	7,010	6,463
April	7,149	6,725
May	7,139	6,729
June	7,151	6,729

QUALITY

	Quantity	Base Number	Contract	AT	Region	England
% of FP17s for the same patient ID Re-attending within 3 months - Children	49	827	5.9%	10.0%	11.5%	11.9%
% of FP17s for the same patient ID Re-attending within 3 months - Adults	289	2,075	13.9%	14.6%	15.9%	16.0%
% of FP17s for the same patient ID Re-attending between 3 & 9 months - Children	501	827	60.6%	59.5%	60.6%	58.3%
% of FP17s for the same patient ID Re-attending between 3 & 9 months - Adults	853	2,075	41.1%	50.4%	51.6%	50.3%
% of FP17s for Band 1 Urgent Courses	341	2,909	11.7%	10.1%	9.5%	9.1%
% of FP17s Relating to Free Repair or Replacements	27	2,909	0.9%	0.9%	0.7%	0.8%
% of FP17s Relating to Continuations	62	2,909	2.1%	1.1%	1.0%	1.0%
% of Patients satisfied with the dentistry they have received	1	1	N/A	92.0%	92.0%	91.5%
% of Patients satisfied with the time they had to wait for an appointment	0	1	N/A	85.9%	88.1%	87.9%

* This is based on patients treated on this contract for their most recent course of treatment. Figures in italics indicate the base number of FP17s or Patient Questionnaire responses are less than 100. N/A is shown where the base number of responses is less than 10 during the period. % is calculated as Quantity/Base number*100

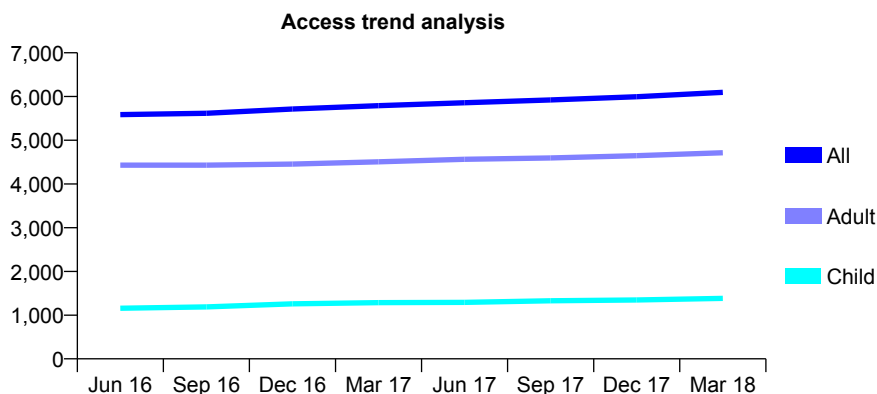
Q66 - Vital Signs At a Glance Contract Report for 136603/0003 - Year end March 2018

Name or company name	Murgelas Practice Management Limited
Contract type name	GDS Contract
Purpose of contract	General
Contract start date	01/04/2011
Contract end date	

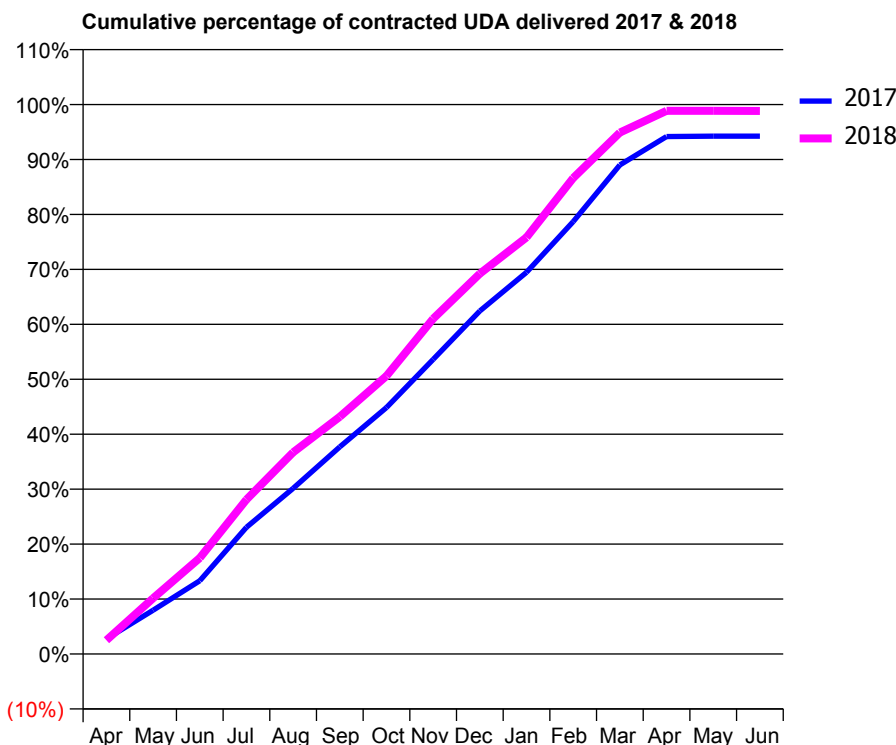
17/18 Contracted general activity (UDA)	19,250
Carry forward general activity (UDA)	0
17/18 Contracted orthodontic activity (UOA)	0
Carry forward orthodontic activity (UOA)	0
Baseline contract value	£553,382.37

ACCESS*

Patients seen in 24 months	Total	Change since previous quarter
Quarter ending March 2017	5,791	
Quarter ending June 2017	5,857	→
Quarter ending September 2017	5,921	→
Quarter ending December 2017	5,995	→
Quarter ending March 2018	6,097	→
Variance since March 2017	5.3%	↑



ACTIVITY



Month	Adjusted Scheduled Activity (UDA)	
	2017	2018
April	532	482
May	1,537	1,954
June	2,566	3,365
July	4,438	5,412
August	5,805	7,064
September	7,257	8,313
October	8,636	9,742
November	10,320	11,748
December	12,016	13,325
January	13,372	14,597
February	15,145	16,674
March	17,131	18,266
April	18,128	19,030
May	18,140	19,027
June	18,140	19,026

QUALITY

	Quantity	Base Number	Contract	AT	Region	England
% of FP17s for the same patient ID Re-attending within 3 months - Children	72	1,709	4.2%	10.0%	11.5%	11.9%
% of FP17s for the same patient ID Re-attending within 3 months - Adults	574	5,182	11.1%	14.6%	15.9%	16.0%
% of FP17s for the same patient ID Re-attending between 3 & 9 months - Children	812	1,709	47.5%	59.5%	60.6%	58.3%
% of FP17s for the same patient ID Re-attending between 3 & 9 months - Adults	2,264	5,182	43.7%	50.4%	51.6%	50.3%
% of FP17s for Band 1 Urgent Courses	833	6,845	12.2%	10.1%	9.5%	9.1%
% of FP17s Relating to Free Repair or Replacements	19	6,845	0.3%	0.9%	0.7%	0.8%
% of FP17s Relating to Continuations	72	6,845	1.1%	1.1%	1.0%	1.0%
% of Patients satisfied with the dentistry they have received	7	8	N/A	92.0%	92.0%	91.5%
% of Patients satisfied with the time they had to wait for an appointment	7	8	N/A	85.9%	88.1%	87.9%

* This is based on patients treated on this contract for their most recent course of treatment. Figures in italics indicate the base number of FP17s or Patient Questionnaire responses are less than 100. N/A is shown where the base number of responses is less than 10 during the period. % is calculated as Quantity/Base number*100

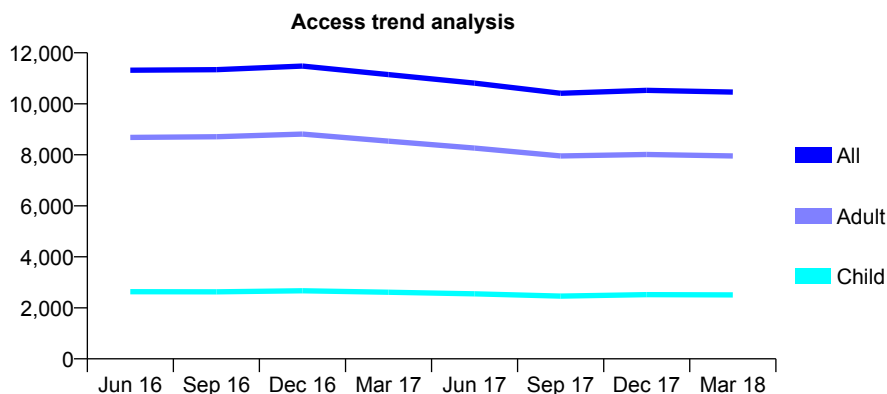
Q66 - Vital Signs At a Glance Contract Report for 137669/0001 - Year end March 2018

Name or company name	Alliance Dental Care Ltd
Contract type name	GDS Contract
Purpose of contract	General
Contract start date	01/04/2012
Contract end date	

17/18 Contracted general activity (UDA)	31,950
Carry forward general activity (UDA)	746
17/18 Contracted orthodontic activity (UOA)	0
Carry forward orthodontic activity (UOA)	0
Baseline contract value	£821,626.03

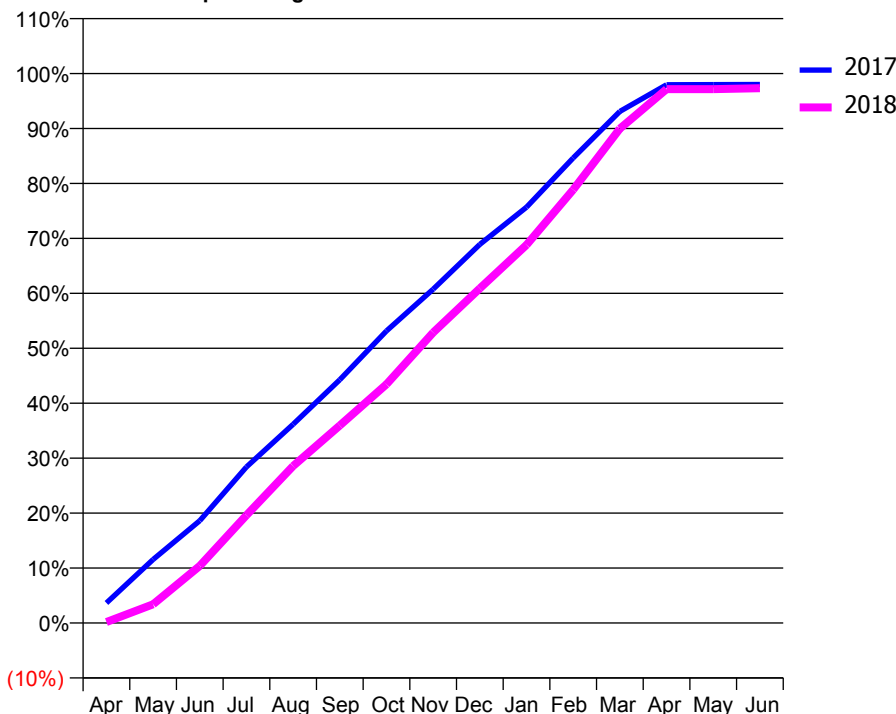
ACCESS*

Patients seen in 24 months	Total	Change since previous quarter
Quarter ending March 2017	11,146	
Quarter ending June 2017	10,812	↓
Quarter ending September 2017	10,415	↓
Quarter ending December 2017	10,527	→
Quarter ending March 2018	10,462	→
Variance since March 2017	(6.1%)	↓



ACTIVITY

Cumulative percentage of contracted UDA delivered 2017 & 2018



Month	Adjusted Scheduled Activity (UDA)	
	2017	2018
April	1,480	58
May	4,675	1,089
June	7,533	3,321
July	11,488	6,265
August	14,633	9,132
September	17,905	11,486
October	21,499	13,879
November	24,578	16,894
December	27,869	19,453
January	30,613	21,983
February	34,238	25,193
March	37,654	28,749
April	39,625	31,041
May	39,635	31,037
June	39,638	31,097

QUALITY

	Quantity	Base Number	Contract	AT	Region	England
% of FP17s for the same patient ID Re-attending within 3 months - Children	252	3,215	7.8%	10.0%	11.5%	11.9%
% of FP17s for the same patient ID Re-attending within 3 months - Adults	1,720	9,476	18.2%	14.6%	15.9%	16.0%
% of FP17s for the same patient ID Re-attending between 3 & 9 months - Children	1,683	3,215	52.3%	59.5%	60.6%	58.3%
% of FP17s for the same patient ID Re-attending between 3 & 9 months - Adults	4,493	9,476	47.4%	50.4%	51.6%	50.3%
% of FP17s for Band 1 Urgent Courses	2,375	12,932	18.4%	10.1%	9.5%	9.1%
% of FP17s Relating to Free Repair or Replacements	76	12,932	0.6%	0.9%	0.7%	0.8%
% of FP17s Relating to Continuations	45	12,932	0.3%	1.1%	1.0%	1.0%
% of Patients satisfied with the dentistry they have received	11	15	73.3%	92.0%	92.0%	91.5%
% of Patients satisfied with the time they had to wait for an appointment	13	15	86.7%	85.9%	88.1%	87.9%

* This is based on patients treated on this contract for their most recent course of treatment. Figures in italics indicate the base number of FP17s or Patient Questionnaire responses are less than 100. N/A is shown where the base number of responses is less than 10 during the period. % is calculated as Quantity/Base number*100

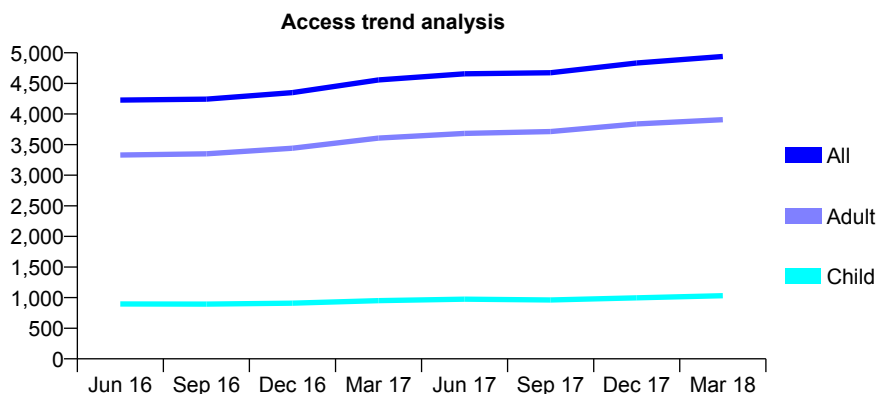
Q66 - Vital Signs At a Glance Contract Report for 138185/0001 - Year end March 2018

Name or company name	Parkhill Dent Ltd
Contract type name	GDS Contract
Purpose of contract	General
Contract start date	19/01/2009
Contract end date	

17/18 Contracted general activity (UDA)	16,500
Carry forward general activity (UDA)	0
17/18 Contracted orthodontic activity (UOA)	0
Carry forward orthodontic activity (UOA)	0
Baseline contract value	£447,445.67

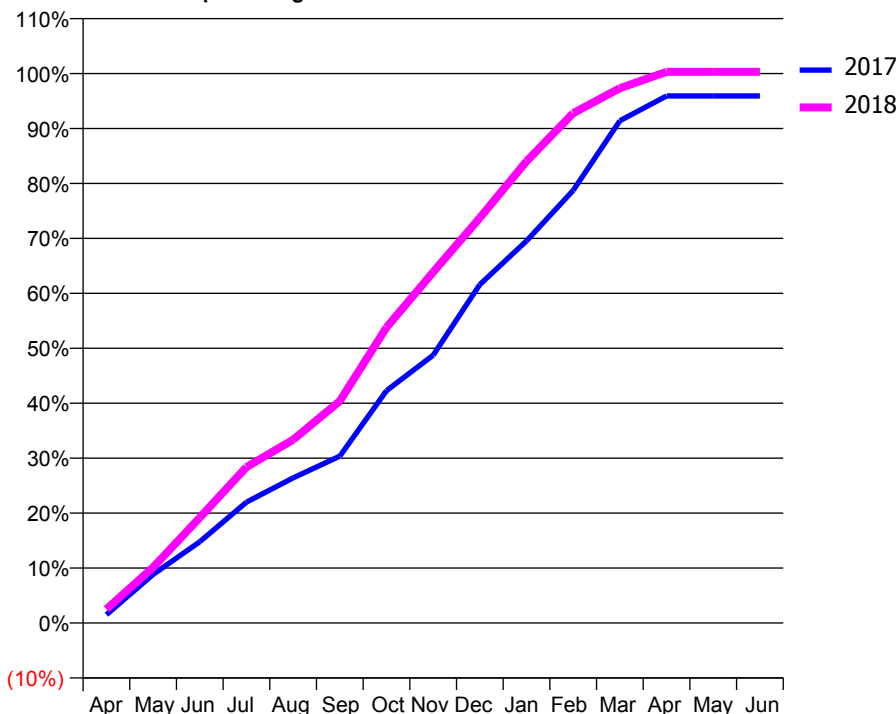
ACCESS*

Patients seen in 24 months	Total	Change since previous quarter
Quarter ending March 2017	4,557	
Quarter ending June 2017	4,656	↑
Quarter ending September 2017	4,675	→
Quarter ending December 2017	4,834	↑
Quarter ending March 2018	4,939	↑
Variance since March 2017	8.4%	↑



ACTIVITY

Cumulative percentage of contracted UDA delivered 2017 & 2018



Month	Adjusted Scheduled Activity (UDA)	
	2017	2018
April	243	414
May	1,415	1,671
June	2,366	3,165
July	3,521	4,681
August	4,227	5,505
September	4,861	6,666
October	6,766	8,874
November	7,800	10,536
December	9,856	12,167
January	11,126	13,862
February	12,599	15,311
March	14,625	16,059
April	15,345	16,549
May	15,345	16,549
June	15,345	16,549

QUALITY

	Quantity	Base Number	Contract	AT	Region	England
% of FP17s for the same patient ID Re-attending within 3 months - Children	74	1,327	5.6%	10.0%	11.5%	11.9%
% of FP17s for the same patient ID Re-attending within 3 months - Adults	783	5,193	15.1%	14.6%	15.9%	16.0%
% of FP17s for the same patient ID Re-attending between 3 & 9 months - Children	718	1,327	54.1%	59.5%	60.6%	58.3%
% of FP17s for the same patient ID Re-attending between 3 & 9 months - Adults	2,612	5,193	50.3%	50.4%	51.6%	50.3%
% of FP17s for Band 1 Urgent Courses	425	6,487	6.6%	10.1%	9.5%	9.1%
% of FP17s Relating to Free Repair or Replacements	25	6,487	0.4%	0.9%	0.7%	0.8%
% of FP17s Relating to Continuations	122	6,487	1.9%	1.1%	1.0%	1.0%
% of Patients satisfied with the dentistry they have received	4	4	N/A	92.0%	92.0%	91.5%
% of Patients satisfied with the time they had to wait for an appointment	4	4	N/A	85.9%	88.1%	87.9%

* This is based on patients treated on this contract for their most recent course of treatment. Figures in italics indicate the base number of FP17s or Patient Questionnaire responses are less than 100. N/A is shown where the base number of responses is less than 10 during the period. % is calculated as Quantity/Base number*100

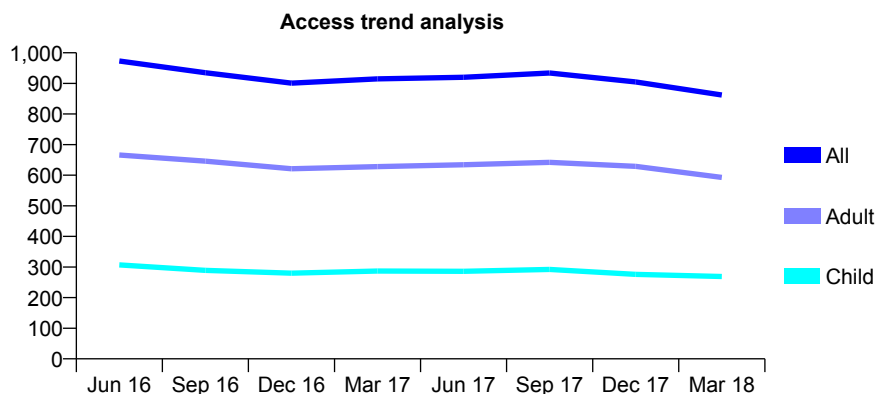
Q66 - Vital Signs At a Glance Contract Report for 139025/0001 - Year end March 2018

Name or company name	Terrace Practice Care Ltd
Contract type name	GDS Contract
Purpose of contract	General
Contract start date	01/07/2007
Contract end date	

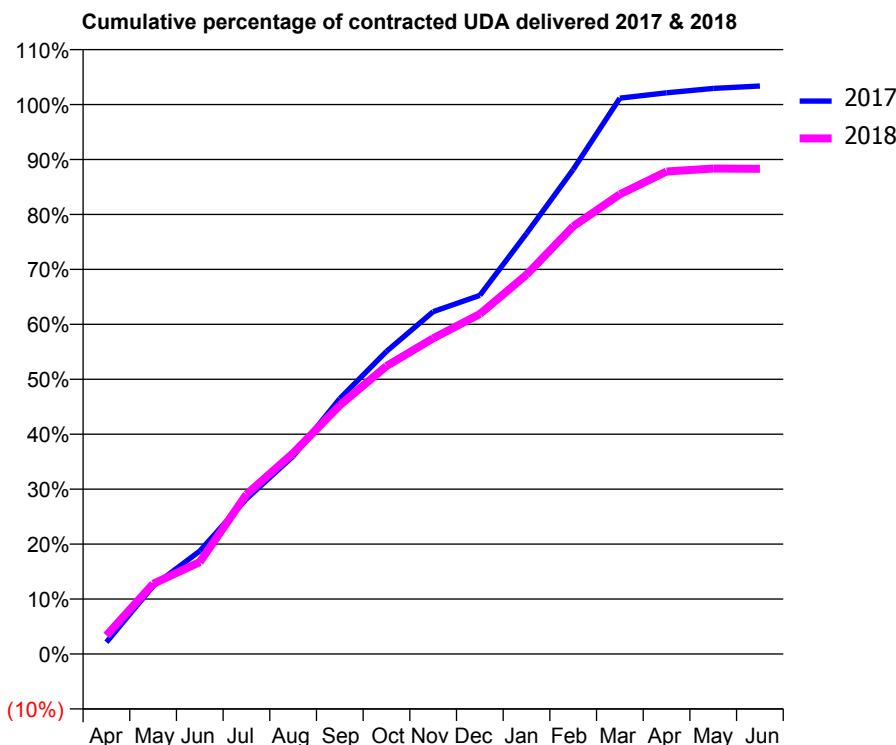
17/18 Contracted general activity (UDA)	1,900
Carry forward general activity (UDA)	-38
17/18 Contracted orthodontic activity (UOA)	0
Carry forward orthodontic activity (UOA)	0
Baseline contract value	£40,662.77

ACCESS*

Patients seen in 24 months	Total	Change since previous quarter
Quarter ending March 2017	915	
Quarter ending June 2017	920	→
Quarter ending September 2017	934	→
Quarter ending December 2017	905	↓
Quarter ending March 2018	862	↓
Variance since March 2017	(5.8%)	↓



ACTIVITY



Month	Adjusted Scheduled Activity (UDA)	
	2017	2018
April	41	64
May	235	243
June	356	318
July	536	552
August	684	694
September	883	860
October	1,046	996
November	1,184	1,092
December	1,240	1,175
January	1,454	1,312
February	1,675	1,479
March	1,922	1,590
April	1,941	1,668
May	1,956	1,678
June	1,964	1,677

QUALITY

	Quantity	Base Number	Contract	AT	Region	England
% of FP17s for the same patient ID Re-attending within 3 months - Children	45	515	8.7%	10.0%	11.5%	11.9%
% of FP17s for the same patient ID Re-attending within 3 months - Adults	156	982	15.9%	14.6%	15.9%	16.0%
% of FP17s for the same patient ID Re-attending between 3 & 9 months - Children	347	515	67.4%	59.5%	60.6%	58.3%
% of FP17s for the same patient ID Re-attending between 3 & 9 months - Adults	604	982	61.5%	50.4%	51.6%	50.3%
% of FP17s for Band 1 Urgent Courses	47	909	5.2%	10.1%	9.5%	9.1%
% of FP17s Relating to Free Repair or Replacements	7	909	0.8%	0.9%	0.7%	0.8%
% of FP17s Relating to Continuations	0	909	0.0%	1.1%	1.0%	1.0%
% of Patients satisfied with the dentistry they have received	3	3	N/A	92.0%	92.0%	91.5%
% of Patients satisfied with the time they had to wait for an appointment	3	3	N/A	85.9%	88.1%	87.9%

* This is based on patients treated on this contract for their most recent course of treatment. Figures in italics indicate the base number of FP17s or Patient Questionnaire responses are less than 100. N/A is shown where the base number of responses is less than 10 during the period. % is calculated as Quantity/Base number*100

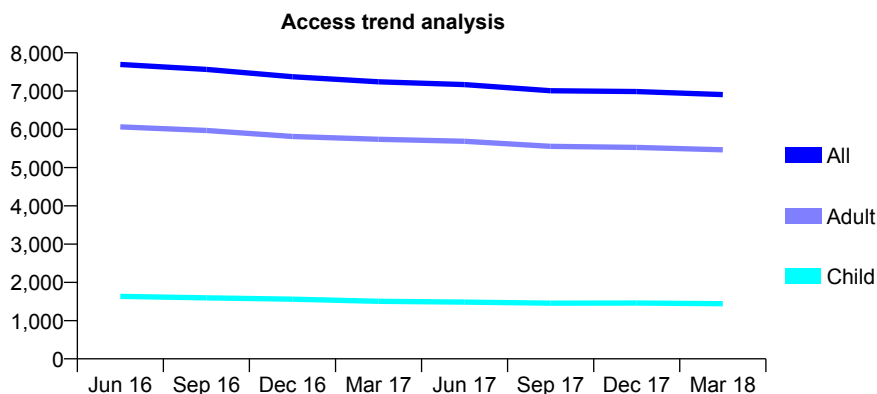
Q66 - Vital Signs At a Glance Contract Report for 139459/0001 - Year end March 2018

Name or company name	The Helston Dental Practice Partnership
Contract type name	GDS Contract
Purpose of contract	General
Contract start date	01/08/2011
Contract end date	

17/18 Contracted general activity (UDA)	16,500
Carry forward general activity (UDA)	-104
17/18 Contracted orthodontic activity (UOA)	0
Carry forward orthodontic activity (UOA)	0
Baseline contract value	£432,868.41

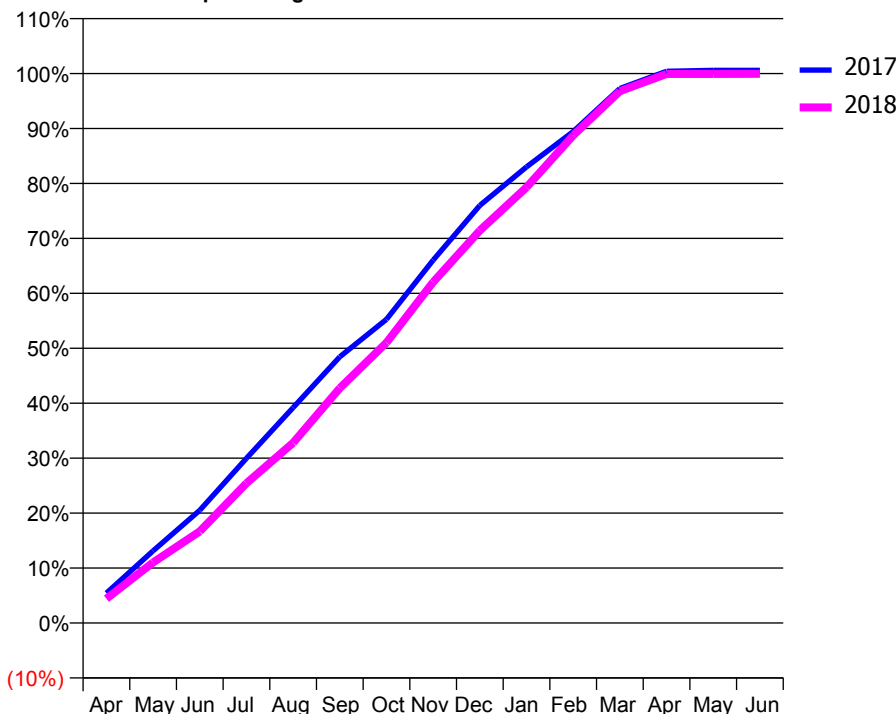
ACCESS*

Patients seen in 24 months	Total	Change since previous quarter
Quarter ending March 2017	7,241	
Quarter ending June 2017	7,169	→
Quarter ending September 2017	7,010	↓
Quarter ending December 2017	6,986	→
Quarter ending March 2018	6,906	↓
Variance since March 2017	(4.6%)	↓



ACTIVITY

Cumulative percentage of contracted UDA delivered 2017 & 2018



Month	2017	2018
April	980	732
May	2,365	1,821
June	3,695	2,751
July	5,398	4,198
August	7,059	5,412
September	8,720	7,051
October	9,949	8,417
November	11,886	10,235
December	13,679	11,787
January	14,939	13,082
February	16,100	14,642
March	17,508	15,971
April	18,075	16,486
May	18,102	16,488
June	18,104	16,491

QUALITY

	Quantity	Base Number	Contract	AT	Region	England
% of FP17s for the same patient ID Re-attending within 3 months - Children	103	2,028	5.1%	10.0%	11.5%	11.9%
% of FP17s for the same patient ID Re-attending within 3 months - Adults	781	6,594	11.8%	14.6%	15.9%	16.0%
% of FP17s for the same patient ID Re-attending between 3 & 9 months - Children	1,124	2,028	55.4%	59.5%	60.6%	58.3%
% of FP17s for the same patient ID Re-attending between 3 & 9 months - Adults	2,263	6,594	34.3%	50.4%	51.6%	50.3%
% of FP17s for Band 1 Urgent Courses	404	8,579	4.7%	10.1%	9.5%	9.1%
% of FP17s Relating to Free Repair or Replacements	59	8,579	0.7%	0.9%	0.7%	0.8%
% of FP17s Relating to Continuations	172	8,579	2.0%	1.1%	1.0%	1.0%
% of Patients satisfied with the dentistry they have received	7	7	N/A	92.0%	92.0%	91.5%
% of Patients satisfied with the time they had to wait for an appointment	7	7	N/A	85.9%	88.1%	87.9%

* This is based on patients treated on this contract for their most recent course of treatment. Figures in italics indicate the base number of FP17s or Patient Questionnaire responses are less than 100. N/A is shown where the base number of responses is less than 10 during the period. % is calculated as Quantity/Base number*100

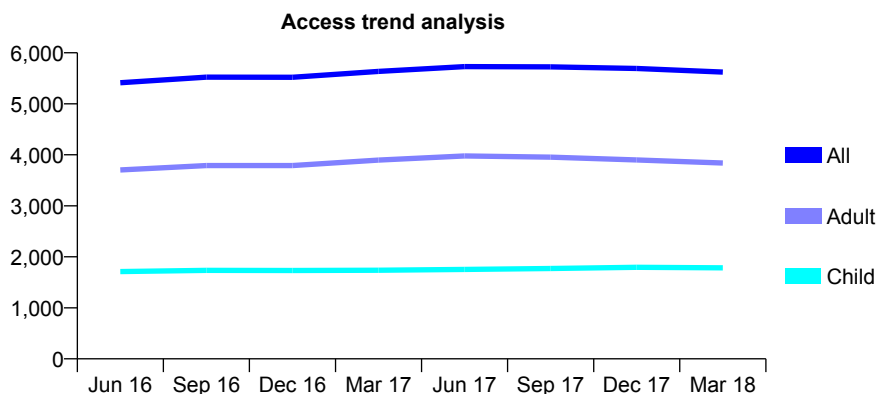
Q66 - Vital Signs At a Glance Contract Report for 141461/0001 - Year end March 2018

Name or company name	Queen Annes Dental Practice Limited
Contract type name	GDS Contract
Purpose of contract	General and Orthodontic
Contract start date	01/10/2007
Contract end date	

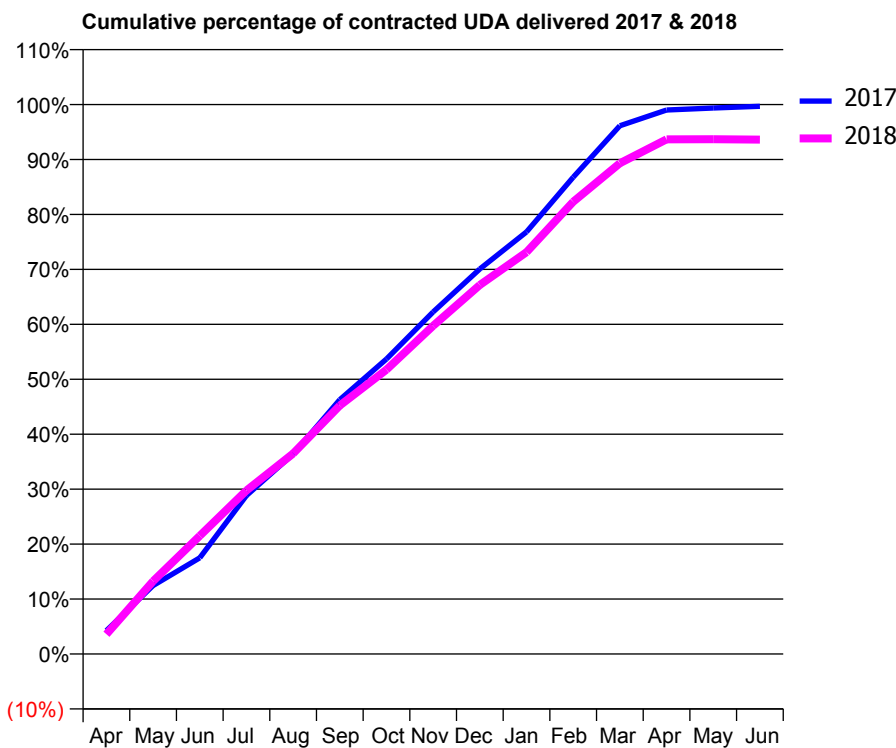
17/18 Contracted general activity (UDA)	14,575
Carry forward general activity (UDA)	-75
17/18 Contracted orthodontic activity (UOA)	700
Carry forward orthodontic activity (UOA)	0
Baseline contract value	£442,350.76

ACCESS*

Patients seen in 24 months	Total	Change since previous quarter
Quarter ending March 2017	5,634	
Quarter ending June 2017	5,729	→
Quarter ending September 2017	5,724	→
Quarter ending December 2017	5,693	→
Quarter ending March 2018	5,623	↓
Variance since March 2017	(0.2%)	→



ACTIVITY



Month	Adjusted Scheduled Activity (UDA)	
	2017	2018
April	621	526
May	1,815	1,933
June	2,552	3,136
July	4,204	4,338
August	5,304	5,318
September	6,747	6,591
October	7,825	7,542
November	9,075	8,705
December	10,213	9,788
January	11,195	10,659
February	12,645	11,996
March	14,012	13,017
April	14,430	13,650
May	14,483	13,656
June	14,528	13,645

QUALITY

	Quantity	Base Number	Contract	AT	Region	England
% of FP17s for the same patient ID Re-attending within 3 months - Children	422	3,024	14.0%	10.0%	11.5%	11.9%
% of FP17s for the same patient ID Re-attending within 3 months - Adults	997	5,696	17.5%	14.6%	15.9%	16.0%
% of FP17s for the same patient ID Re-attending between 3 & 9 months - Children	1,899	3,024	62.8%	59.5%	60.6%	58.3%
% of FP17s for the same patient ID Re-attending between 3 & 9 months - Adults	3,340	5,696	58.6%	50.4%	51.6%	50.3%
% of FP17s for Band 1 Urgent Courses	675	7,738	8.7%	10.1%	9.5%	9.1%
% of FP17s Relating to Free Repair or Replacements	75	7,738	1.0%	0.9%	0.7%	0.8%
% of FP17s Relating to Continuations	27	7,738	0.3%	1.1%	1.0%	1.0%
% of Patients satisfied with the dentistry they have received	16	19	84.2%	92.0%	92.0%	91.5%
% of Patients satisfied with the time they had to wait for an appointment	18	19	94.7%	85.9%	88.1%	87.9%

* This is based on patients treated on this contract for their most recent course of treatment. Figures in italics indicate the base number of FP17s or Patient Questionnaire responses are less than 100. N/A is shown where the base number of responses is less than 10 during the period. % is calculated as Quantity/Base number*100

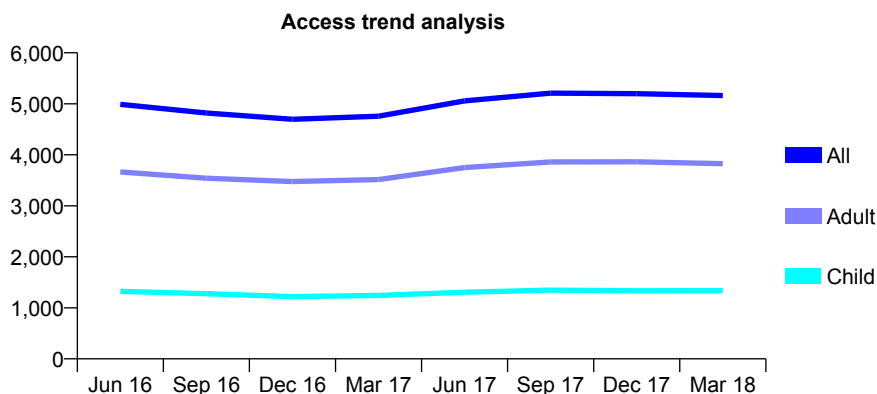
Q66 - Vital Signs At a Glance Contract Report for 144886/0001 - Year end March 2018

Name or company name	Bodmin Dental Care Ltd
Contract type name	GDS Contract
Purpose of contract	General
Contract start date	01/01/2008
Contract end date	

17/18 Contracted general activity (UDA)	21,112
Carry forward general activity (UDA)	0
17/18 Contracted orthodontic activity (UOA)	0
Carry forward orthodontic activity (UOA)	0
Baseline contract value	£503,043.96

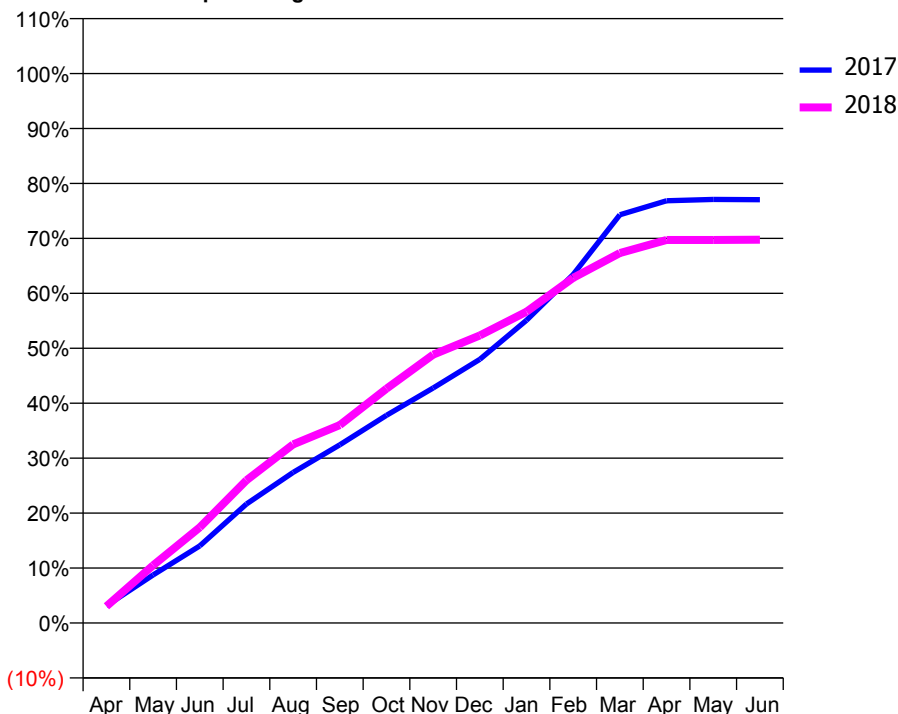
ACCESS*

Patients seen in 24 months	Total	Change since previous quarter
Quarter ending March 2017	4,757	
Quarter ending June 2017	5,057	↑
Quarter ending September 2017	5,209	↑
Quarter ending December 2017	5,199	→
Quarter ending March 2018	5,161	→
Variance since March 2017	8.5%	↑



ACTIVITY

Cumulative percentage of contracted UDA delivered 2017 & 2018



Month	Adjusted Scheduled Activity (UDA)	
	2017	2018
April	517	641
May	1,443	2,218
June	2,317	3,677
July	3,576	5,484
August	4,521	6,862
September	5,350	7,603
October	6,235	9,007
November	7,056	10,310
December	7,918	11,050
January	9,092	11,962
February	10,465	13,263
March	12,257	14,213
April	12,679	14,719
May	12,719	14,717
June	12,711	14,726

QUALITY

	Quantity	Base Number	Contract	AT	Region	England
% of FP17s for the same patient ID Re-attending within 3 months - Children	165	1,822	9.1%	10.0%	11.5%	11.9%
% of FP17s for the same patient ID Re-attending within 3 months - Adults	866	5,282	16.4%	14.6%	15.9%	16.0%
% of FP17s for the same patient ID Re-attending between 3 & 9 months - Children	957	1,822	52.5%	59.5%	60.6%	58.3%
% of FP17s for the same patient ID Re-attending between 3 & 9 months - Adults	2,885	5,282	54.6%	50.4%	51.6%	50.3%
% of FP17s for Band 1 Urgent Courses	597	7,198	8.3%	10.1%	9.5%	9.1%
% of FP17s Relating to Free Repair or Replacements	201	7,198	2.8%	0.9%	0.7%	0.8%
% of FP17s Relating to Continuations	57	7,198	0.8%	1.1%	1.0%	1.0%
% of Patients satisfied with the dentistry they have received	10	11	90.9%	92.0%	92.0%	91.5%
% of Patients satisfied with the time they had to wait for an appointment	8	11	72.7%	85.9%	88.1%	87.9%

* This is based on patients treated on this contract for their most recent course of treatment. Figures in italics indicate the base number of FP17s or Patient Questionnaire responses are less than 100. N/A is shown where the base number of responses is less than 10 during the period. % is calculated as Quantity/Base number*100

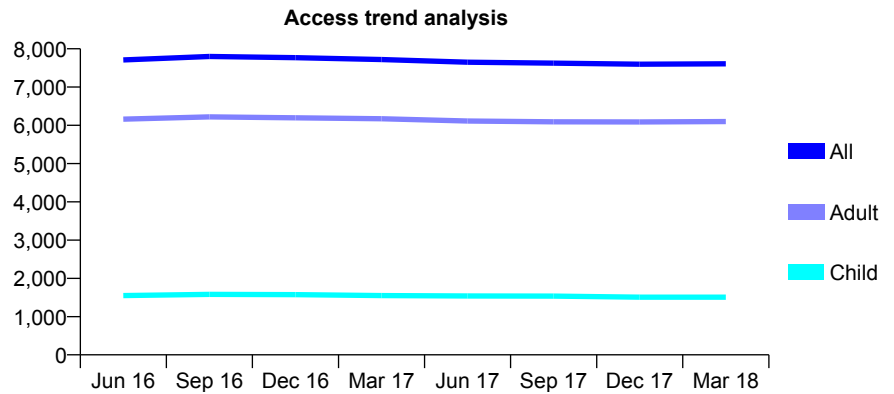
Q66 - Vital Signs At a Glance Contract Report for 145866/0001 - Year end March 2018

Name or company name	Cathedral House Partnership
Contract type name	GDS Contract
Purpose of contract	General
Contract start date	01/10/2014
Contract end date	

17/18 Contracted general activity (UDA)	27,751
Carry forward general activity (UDA)	286
17/18 Contracted orthodontic activity (UOA)	0
Carry forward orthodontic activity (UOA)	0
Baseline contract value	£727,998.21

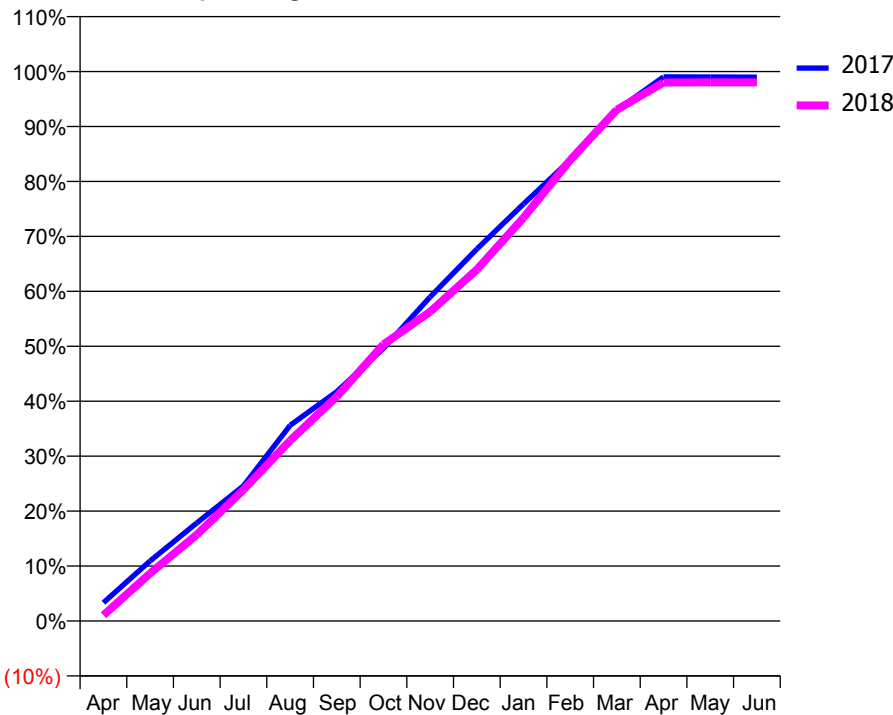
ACCESS*

Patients seen in 24 months	Total	Change since previous quarter
Quarter ending March 2017	7,721	
Quarter ending June 2017	7,651	→
Quarter ending September 2017	7,627	→
Quarter ending December 2017	7,596	→
Quarter ending March 2018	7,607	→
Variance since March 2017	(1.5%)	↓



ACTIVITY

Cumulative percentage of contracted UDA delivered 2017 & 2018



Month	Adjusted Scheduled Activity (UDA)	
	2017	2018
April	925	290
May	3,034	2,409
June	4,953	4,359
July	6,828	6,633
August	9,884	9,116
September	11,587	11,336
October	13,766	13,970
November	16,367	15,619
December	18,786	17,745
January	21,060	20,367
February	23,282	23,277
March	25,804	25,824
April	27,478	27,194
May	27,474	27,203
June	27,464	27,205

QUALITY

	Quantity	Base Number	Contract	AT	Region	England
% of FP17s for the same patient ID Re-attending within 3 months - Children	182	2,468	7.4%	10.0%	11.5%	11.9%
% of FP17s for the same patient ID Re-attending within 3 months - Adults	1,420	9,757	14.6%	14.6%	15.9%	16.0%
% of FP17s for the same patient ID Re-attending between 3 & 9 months - Children	1,471	2,468	59.6%	59.5%	60.6%	58.3%
% of FP17s for the same patient ID Re-attending between 3 & 9 months - Adults	5,414	9,757	55.5%	50.4%	51.6%	50.3%
% of FP17s for Band 1 Urgent Courses	657	12,047	5.5%	10.1%	9.5%	9.1%
% of FP17s Relating to Free Repair or Replacements	108	12,047	0.9%	0.9%	0.7%	0.8%
% of FP17s Relating to Continuations	195	12,047	1.6%	1.1%	1.0%	1.0%
% of Patients satisfied with the dentistry they have received	14	14	100.0%	92.0%	92.0%	91.5%
% of Patients satisfied with the time they had to wait for an appointment	14	14	100.0%	85.9%	88.1%	87.9%

* This is based on patients treated on this contract for their most recent course of treatment. Figures in italics indicate the base number of FP17s or Patient Questionnaire responses are less than 100. N/A is shown where the base number of responses is less than 10 during the period. % is calculated as Quantity/Base number*100

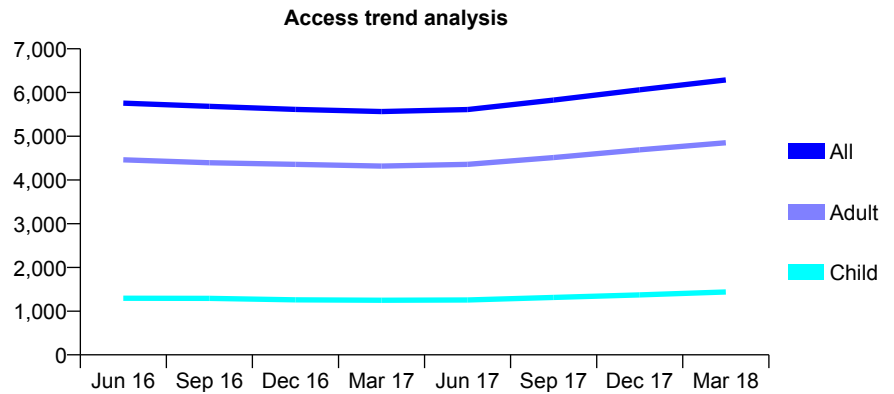
Q66 - Vital Signs At a Glance Contract Report for 148334/0001 - Year end March 2018

Name or company name	Cedar Hut Dental Limited
Contract type name	GDS Contract
Purpose of contract	General
Contract start date	30/04/2013
Contract end date	

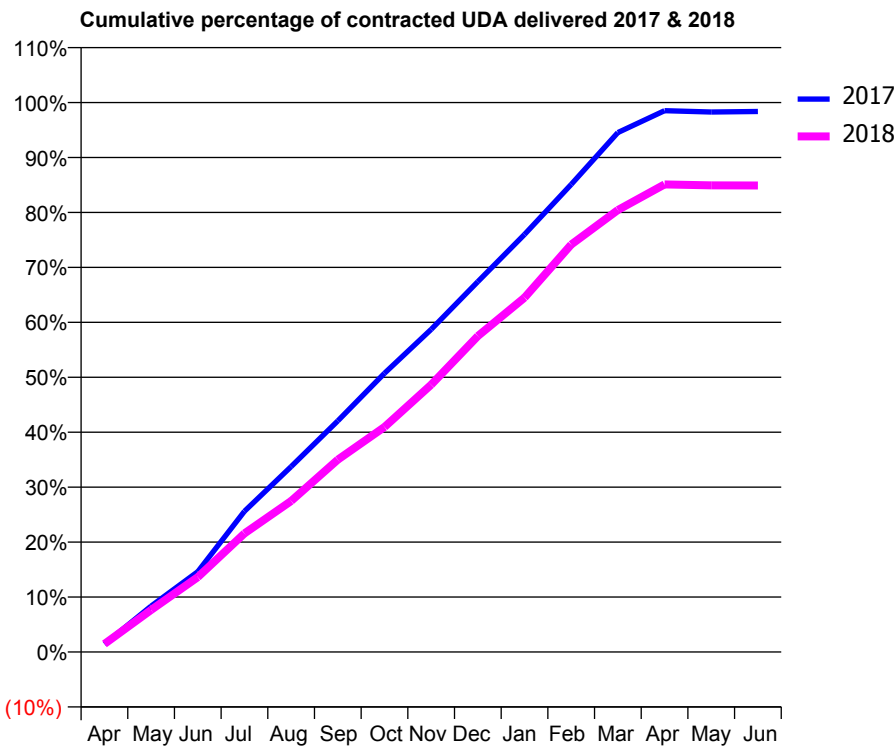
17/18 Contracted general activity (UDA)	22,045
Carry forward general activity (UDA)	281
17/18 Contracted orthodontic activity (UOA)	0
Carry forward orthodontic activity (UOA)	0
Baseline contract value	£511,853.79

ACCESS*

Patients seen in 24 months	Total	Change since previous quarter
Quarter ending March 2017	5,565	
Quarter ending June 2017	5,610	→
Quarter ending September 2017	5,827	↑
Quarter ending December 2017	6,063	↑
Quarter ending March 2018	6,289	↑
Variance since March 2017	13.0%	↑



ACTIVITY



Month	Adjusted Scheduled Activity (UDA)	
	2017	2018
April	249	324
May	1,434	1,689
June	2,508	3,004
July	4,396	4,757
August	5,790	6,056
September	7,218	7,718
October	8,702	9,026
November	10,071	10,721
December	11,564	12,679
January	13,038	14,216
February	14,600	16,347
March	16,218	17,730
April	16,899	18,757
May	16,857	18,721
June	16,874	18,716

QUALITY

	Quantity	Base Number	Contract	AT	Region	England
% of FP17s for the same patient ID Re-attending within 3 months - Children	222	2,482	8.9%	10.0%	11.5%	11.9%
% of FP17s for the same patient ID Re-attending within 3 months - Adults	840	7,428	11.3%	14.6%	15.9%	16.0%
% of FP17s for the same patient ID Re-attending between 3 & 9 months - Children	1,608	2,482	64.8%	59.5%	60.6%	58.3%
% of FP17s for the same patient ID Re-attending between 3 & 9 months - Adults	4,806	7,428	64.7%	50.4%	51.6%	50.3%
% of FP17s for Band 1 Urgent Courses	617	9,215	6.7%	10.1%	9.5%	9.1%
% of FP17s Relating to Free Repair or Replacements	72	9,215	0.8%	0.9%	0.7%	0.8%
% of FP17s Relating to Continuations	12	9,215	0.1%	1.1%	1.0%	1.0%
% of Patients satisfied with the dentistry they have received	14	14	100.0%	92.0%	92.0%	91.5%
% of Patients satisfied with the time they had to wait for an appointment	14	14	100.0%	85.9%	88.1%	87.9%

* This is based on patients treated on this contract for their most recent course of treatment. Figures in italics indicate the base number of FP17s or Patient Questionnaire responses are less than 100. N/A is shown where the base number of responses is less than 10 during the period. % is calculated as Quantity/Base number*100

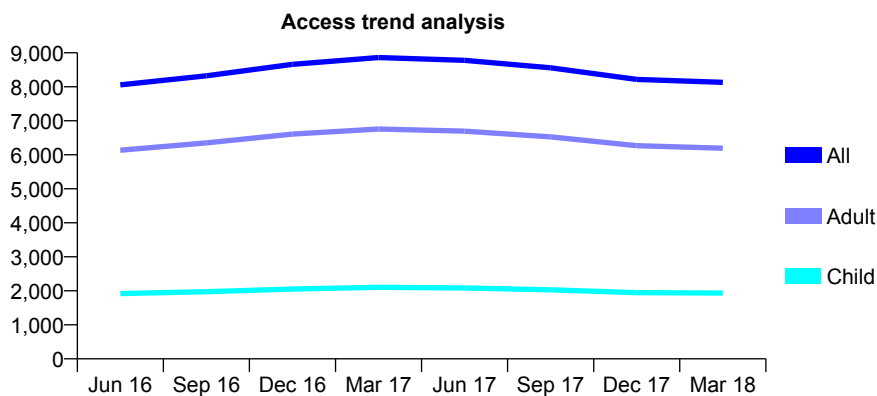
Q66 - Vital Signs At a Glance Contract Report for 149756/0001 - Year end March 2018

Name or company name	IDH 331 Ltd
Contract type name	GDS Contract
Purpose of contract	General
Contract start date	01/12/2008
Contract end date	

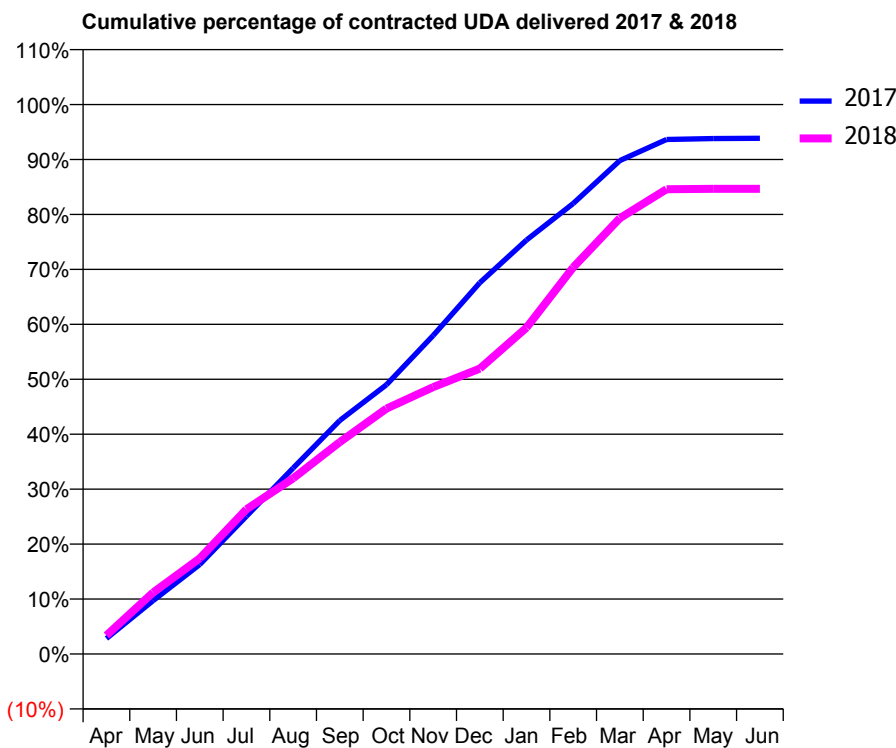
17/18 Contracted general activity (UDA)	20,452
Carry forward general activity (UDA)	0
17/18 Contracted orthodontic activity (UOA)	0
Carry forward orthodontic activity (UOA)	0
Baseline contract value	£540,356.75

ACCESS*

Patients seen in 24 months	Total	Change since previous quarter
Quarter ending March 2017	8,859	
Quarter ending June 2017	8,778	→
Quarter ending September 2017	8,557	↓
Quarter ending December 2017	8,216	↓
Quarter ending March 2018	8,131	↓
Variance since March 2017	(8.2%)	↓



ACTIVITY



Month	Adjusted Scheduled Activity (UDA)	
	2017	2018
April	722	690
May	2,473	2,289
June	4,146	3,559
July	6,382	5,387
August	8,616	6,541
September	10,816	7,890
October	12,472	9,137
November	14,755	9,934
December	17,199	10,622
January	19,172	12,145
February	20,866	14,389
March	22,854	16,223
April	23,834	17,300
May	23,872	17,311
June	23,888	17,311

QUALITY

	Quantity	Base Number	Contract	AT	Region	England
% of FP17s for the same patient ID Re-attending within 3 months - Children	138	2,644	5.2%	10.0%	11.5%	11.9%
% of FP17s for the same patient ID Re-attending within 3 months - Adults	895	7,738	11.6%	14.6%	15.9%	16.0%
% of FP17s for the same patient ID Re-attending between 3 & 9 months - Children	1,645	2,644	62.2%	59.5%	60.6%	58.3%
% of FP17s for the same patient ID Re-attending between 3 & 9 months - Adults	4,100	7,738	53.0%	50.4%	51.6%	50.3%
% of FP17s for Band 1 Urgent Courses	777	9,794	7.9%	10.1%	9.5%	9.1%
% of FP17s Relating to Free Repair or Replacements	80	9,794	0.8%	0.9%	0.7%	0.8%
% of FP17s Relating to Continuations	134	9,794	1.4%	1.1%	1.0%	1.0%
% of Patients satisfied with the dentistry they have received	16	18	88.9%	92.0%	92.0%	91.5%
% of Patients satisfied with the time they had to wait for an appointment	16	18	88.9%	85.9%	88.1%	87.9%

* This is based on patients treated on this contract for their most recent course of treatment. Figures in italics indicate the base number of FP17s or Patient Questionnaire responses are less than 100. N/A is shown where the base number of responses is less than 10 during the period. % is calculated as Quantity/Base number*100

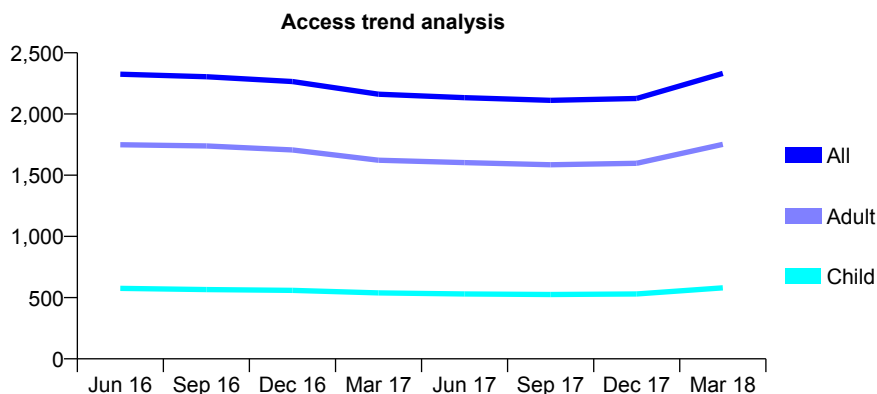
Q66 - Vital Signs At a Glance Contract Report for 150088/0001 - Year end March 2018

Name or company name	Ben Pearson Limited
Contract type name	GDS Contract
Purpose of contract	General
Contract start date	01/04/2010
Contract end date	

17/18 Contracted general activity (UDA)	6,422
Carry forward general activity (UDA)	143
17/18 Contracted orthodontic activity (UOA)	0
Carry forward orthodontic activity (UOA)	0
Baseline contract value	£221,056.02

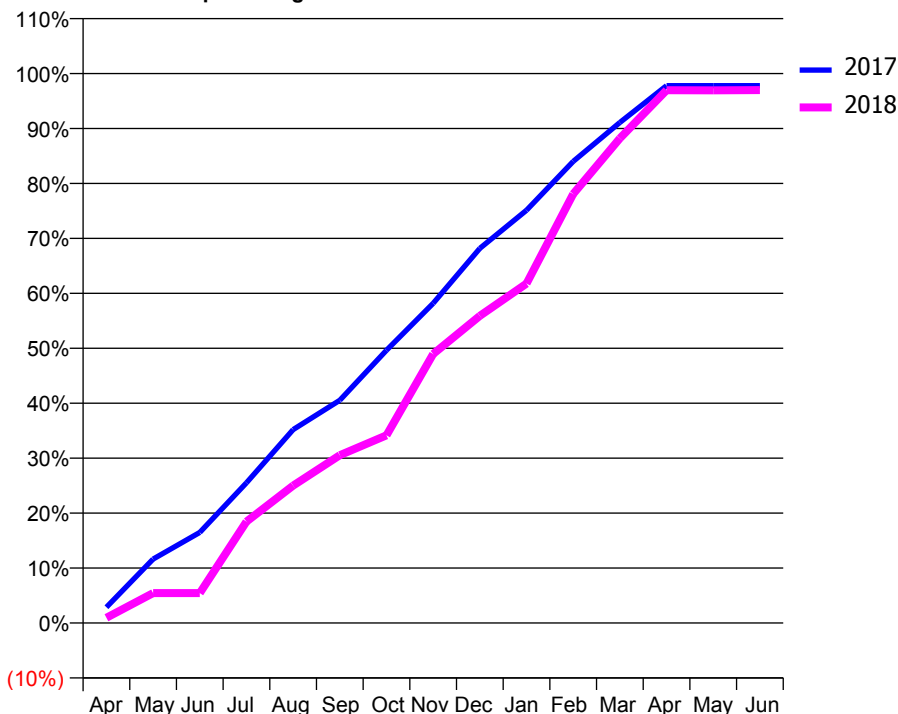
ACCESS*

Patients seen in 24 months	Total	Change since previous quarter
Quarter ending March 2017	2,162	
Quarter ending June 2017	2,133	↓
Quarter ending September 2017	2,112	→
Quarter ending December 2017	2,127	→
Quarter ending March 2018	2,332	↑
Variance since March 2017	7.9%	↑



ACTIVITY

Cumulative percentage of contracted UDA delivered 2017 & 2018



Month	Adjusted Scheduled Activity (UDA)	
	2017	2018
April	184	61
May	748	349
June	1,059	349
July	1,638	1,185
August	2,261	1,607
September	2,603	1,961
October	3,187	2,194
November	3,737	3,144
December	4,378	3,590
January	4,824	3,967
February	5,394	5,015
March	5,850	5,664
April	6,279	6,227
May	6,279	6,226
June	6,279	6,229

QUALITY

	Quantity	Base Number	Contract	AT	Region	England
% of FP17s for the same patient ID Re-attending within 3 months - Children	45	840	5.4%	10.0%	11.5%	11.9%
% of FP17s for the same patient ID Re-attending within 3 months - Adults	268	2,229	12.0%	14.6%	15.9%	16.0%
% of FP17s for the same patient ID Re-attending between 3 & 9 months - Children	433	840	51.5%	59.5%	60.6%	58.3%
% of FP17s for the same patient ID Re-attending between 3 & 9 months - Adults	934	2,229	41.9%	50.4%	51.6%	50.3%
% of FP17s for Band 1 Urgent Courses	119	3,114	3.8%	10.1%	9.5%	9.1%
% of FP17s Relating to Free Repair or Replacements	35	3,114	1.1%	0.9%	0.7%	0.8%
% of FP17s Relating to Continuations	47	3,114	1.5%	1.1%	1.0%	1.0%
% of Patients satisfied with the dentistry they have received	1	2	N/A	92.0%	92.0%	91.5%
% of Patients satisfied with the time they had to wait for an appointment	1	2	N/A	85.9%	88.1%	87.9%

* This is based on patients treated on this contract for their most recent course of treatment. Figures in italics indicate the base number of FP17s or Patient Questionnaire responses are less than 100. N/A is shown where the base number of responses is less than 10 during the period. % is calculated as Quantity/Base number*100

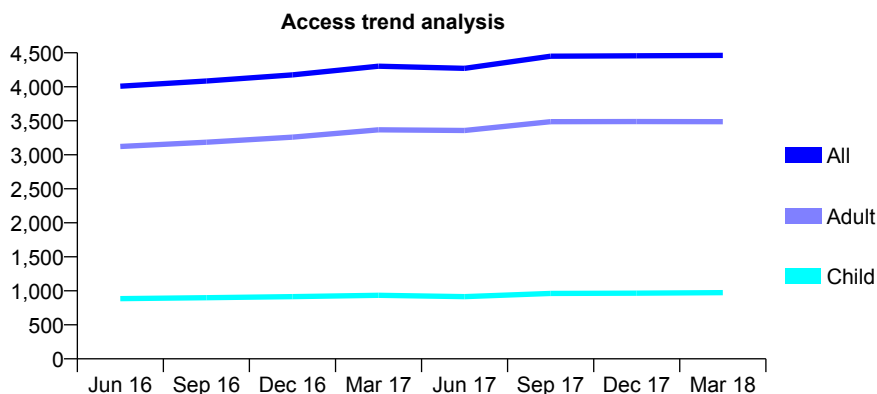
Q66 - Vital Signs At a Glance Contract Report for 150940/0001 - Year end March 2018

Name or company name	Salisbury Villa Ltd
Contract type name	GDS Contract
Purpose of contract	General
Contract start date	03/12/2007
Contract end date	

17/18 Contracted general activity (UDA)	9,000
Carry forward general activity (UDA)	-34
17/18 Contracted orthodontic activity (UOA)	0
Carry forward orthodontic activity (UOA)	0
Baseline contract value	£229,203.16

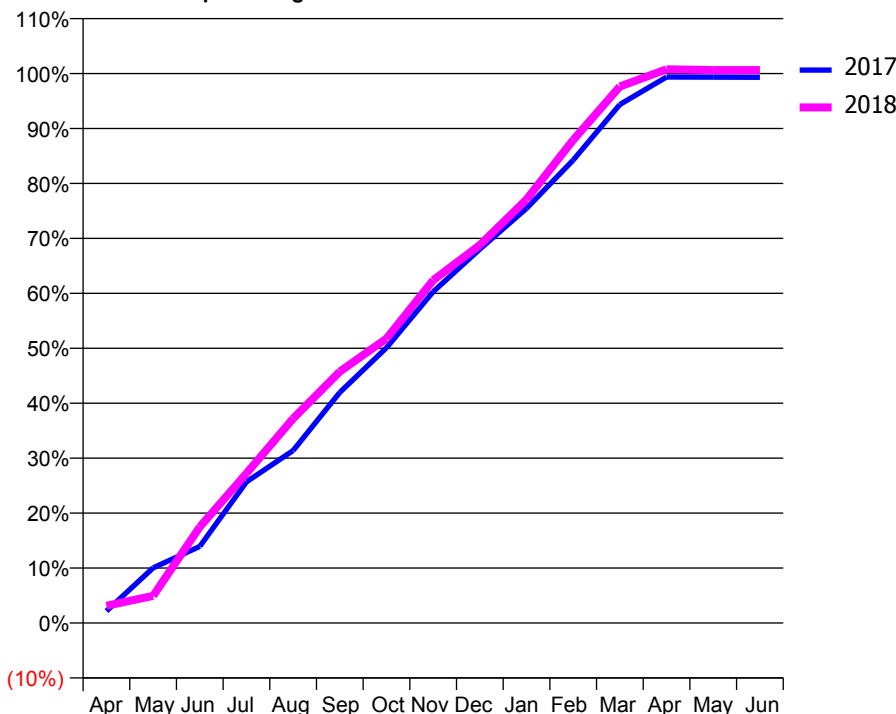
ACCESS*

Patients seen in 24 months	Total	Change since previous quarter
Quarter ending March 2017	4,302	
Quarter ending June 2017	4,272	→
Quarter ending September 2017	4,450	↑
Quarter ending December 2017	4,456	→
Quarter ending March 2018	4,461	→
Variance since March 2017	3.7%	↑



ACTIVITY

Cumulative percentage of contracted UDA delivered 2017 & 2018



Month	Adjusted Scheduled Activity (UDA)	
	2017	2018
April	195	283
May	903	444
June	1,255	1,574
July	2,311	2,451
August	2,825	3,348
September	3,777	4,117
October	4,509	4,660
November	5,427	5,613
December	6,122	6,191
January	6,792	6,938
February	7,582	7,912
March	8,493	8,787
April	8,942	9,068
May	8,941	9,056
June	8,938	9,056

QUALITY

	Quantity	Base Number	Contract	AT	Region	England
% of FP17s for the same patient ID Re-attending within 3 months - Children	159	1,531	10.4%	10.0%	11.5%	11.9%
% of FP17s for the same patient ID Re-attending within 3 months - Adults	696	4,991	13.9%	14.6%	15.9%	16.0%
% of FP17s for the same patient ID Re-attending between 3 & 9 months - Children	843	1,531	55.1%	59.5%	60.6%	58.3%
% of FP17s for the same patient ID Re-attending between 3 & 9 months - Adults	2,660	4,991	53.3%	50.4%	51.6%	50.3%
% of FP17s for Band 1 Urgent Courses	967	5,635	17.2%	10.1%	9.5%	9.1%
% of FP17s Relating to Free Repair or Replacements	44	5,635	0.8%	0.9%	0.7%	0.8%
% of FP17s Relating to Continuations	29	5,635	0.5%	1.1%	1.0%	1.0%
% of Patients satisfied with the dentistry they have received	7	7	N/A	92.0%	92.0%	91.5%
% of Patients satisfied with the time they had to wait for an appointment	7	7	N/A	85.9%	88.1%	87.9%

* This is based on patients treated on this contract for their most recent course of treatment. Figures in italics indicate the base number of FP17s or Patient Questionnaire responses are less than 100. N/A is shown where the base number of responses is less than 10 during the period. % is calculated as Quantity/Base number*100

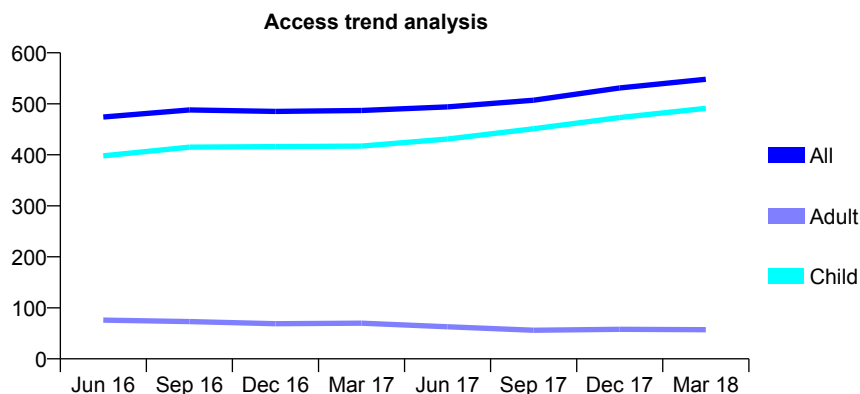
Q66 - Vital Signs At a Glance Contract Report for 151149/0001 - Year end March 2018

Name or company name	B & M Dental Care Ltd
Contract type name	GDS Contract
Purpose of contract	General
Contract start date	01/11/2013
Contract end date	

17/18 Contracted general activity (UDA)	1,154
Carry forward general activity (UDA)	27
17/18 Contracted orthodontic activity (UOA)	0
Carry forward orthodontic activity (UOA)	0
Baseline contract value	£27,526.53

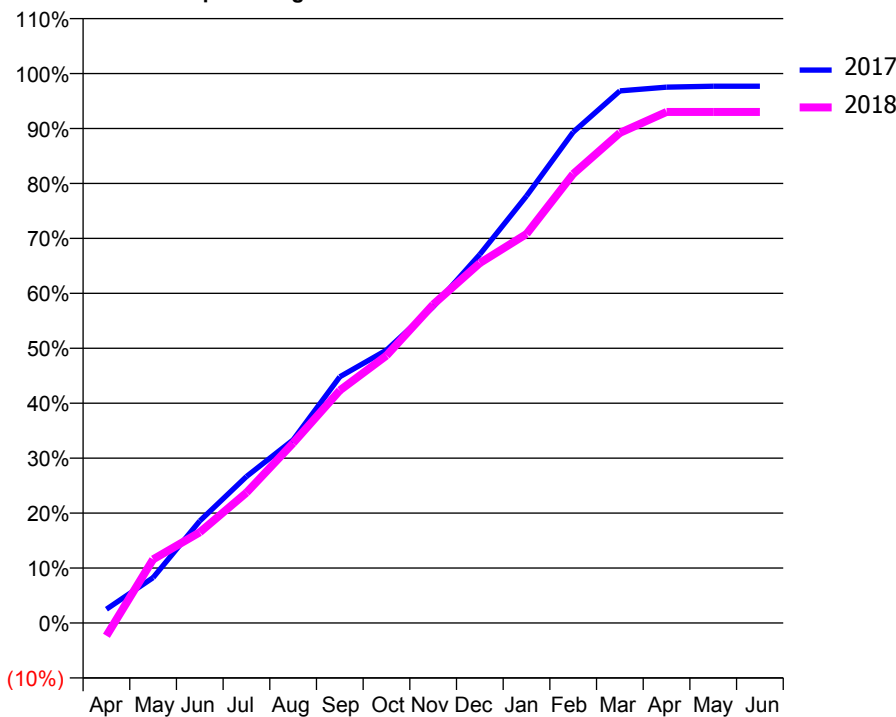
ACCESS*

Patients seen in 24 months	Total	Change since previous quarter
Quarter ending March 2017	487	
Quarter ending June 2017	494	→
Quarter ending September 2017	507	↑
Quarter ending December 2017	531	↑
Quarter ending March 2018	548	↑
Variance since March 2017	12.5%	↑



ACTIVITY

Cumulative percentage of contracted UDA delivered 2017 & 2018



Month	Adjusted Scheduled Activity (UDA)	
	2017	2018
April	29	-27
May	95	134
June	214	191
July	308	274
August	385	378
September	517	488
October	573	562
November	664	669
December	774	756
January	897	817
February	1,031	943
March	1,117	1,029
April	1,125	1,073
May	1,127	1,073
June	1,127	1,073

QUALITY

	Quantity	Base Number	Contract	AT	Region	England
% of FP17s for the same patient ID Re-attending within 3 months - Children	25	716	3.5%	10.0%	11.5%	11.9%
% of FP17s for the same patient ID Re-attending within 3 months - Adults	2	25	8.0%	14.6%	15.9%	16.0%
% of FP17s for the same patient ID Re-attending between 3 & 9 months - Children	465	716	64.9%	59.5%	60.6%	58.3%
% of FP17s for the same patient ID Re-attending between 3 & 9 months - Adults	13	25	52.0%	50.4%	51.6%	50.3%
% of FP17s for Band 1 Urgent Courses	11	764	1.4%	10.1%	9.5%	9.1%
% of FP17s Relating to Free Repair or Replacements	0	764	0.0%	0.9%	0.7%	0.8%
% of FP17s Relating to Continuations	0	764	0.0%	1.1%	1.0%	1.0%
% of Patients satisfied with the dentistry they have received	0	0	N/A	92.0%	92.0%	91.5%
% of Patients satisfied with the time they had to wait for an appointment	0	0	N/A	85.9%	88.1%	87.9%

* This is based on patients treated on this contract for their most recent course of treatment. Figures in italics indicate the base number of FP17s or Patient Questionnaire responses are less than 100. N/A is shown where the base number of responses is less than 10 during the period. % is calculated as Quantity/Base number*100

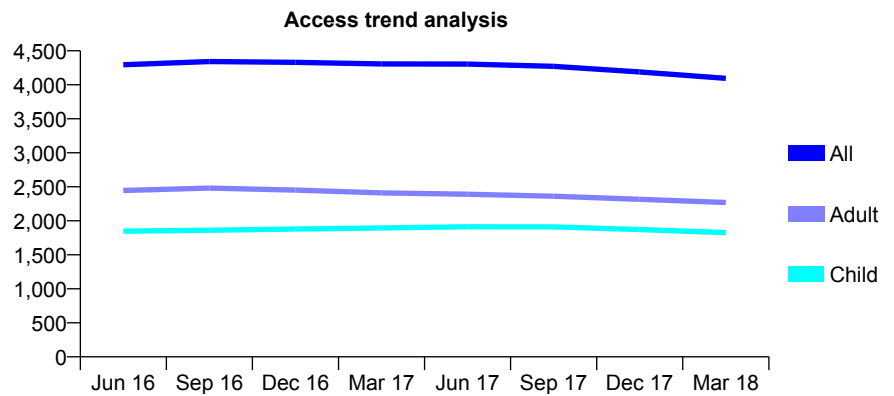
Q66 - Vital Signs At a Glance Contract Report for 153001/0001 - Year end March 2018

Name or company name	Gentle Dental UK Ltd
Contract type name	GDS Contract
Purpose of contract	General
Contract start date	01/12/2007
Contract end date	

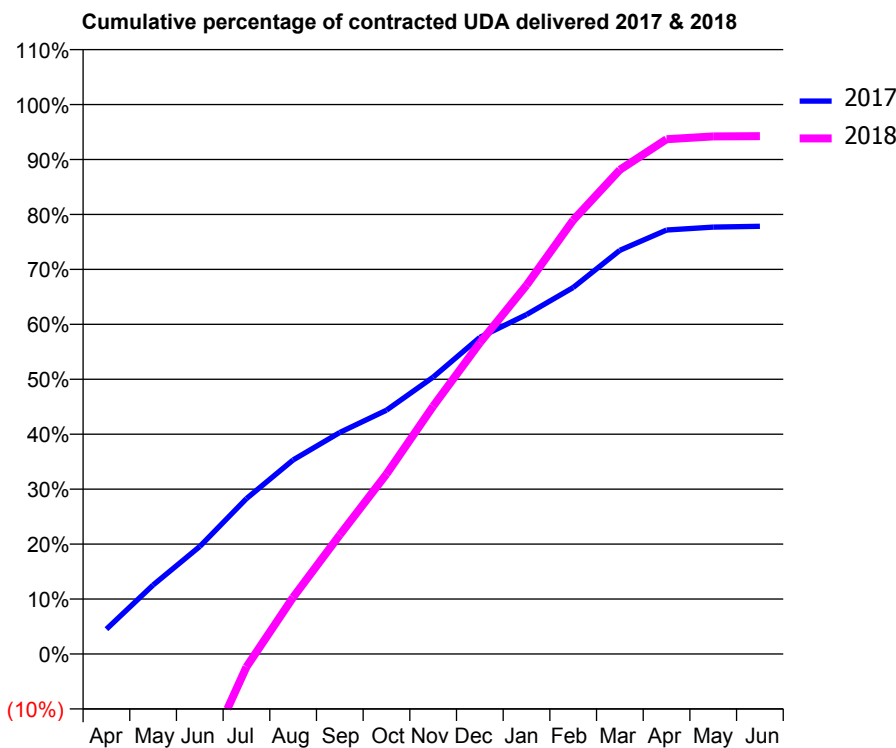
17/18 Contracted general activity (UDA)	6,748
Carry forward general activity (UDA)	3,252
17/18 Contracted orthodontic activity (UOA)	0
Carry forward orthodontic activity (UOA)	0
Baseline contract value	£178,737.65

ACCESS*

Patients seen in 24 months	Total	Change since previous quarter
Quarter ending March 2017	4,306	
Quarter ending June 2017	4,304	→
Quarter ending September 2017	4,272	→
Quarter ending December 2017	4,189	↓
Quarter ending March 2018	4,096	↓
Variance since March 2017	(4.9%)	↓



ACTIVITY



Month	Adjusted Scheduled Activity (UDA)	
	2017	2018
April	662	-2,992
May	1,842	-2,189
June	2,870	-1,429
July	4,149	-160
August	5,181	697
September	5,915	1,462
October	6,512	2,209
November	7,395	3,044
December	8,453	3,822
January	9,065	4,529
February	9,785	5,327
March	10,780	5,947
April	11,321	6,321
May	11,399	6,356
June	11,421	6,359

QUALITY

	Quantity	Base Number	Contract	AT	Region	England
% of FP17s for the same patient ID Re-attending within 3 months - Children	360	3,017	11.9%	10.0%	11.5%	11.9%
% of FP17s for the same patient ID Re-attending within 3 months - Adults	407	3,321	12.3%	14.6%	15.9%	16.0%
% of FP17s for the same patient ID Re-attending between 3 & 9 months - Children	1,936	3,017	64.2%	59.5%	60.6%	58.3%
% of FP17s for the same patient ID Re-attending between 3 & 9 months - Adults	2,261	3,321	68.1%	50.4%	51.6%	50.3%
% of FP17s for Band 1 Urgent Courses	220	5,384	4.1%	10.1%	9.5%	9.1%
% of FP17s Relating to Free Repair or Replacements	0	5,384	0.0%	0.9%	0.7%	0.8%
% of FP17s Relating to Continuations	16	5,384	0.3%	1.1%	1.0%	1.0%
% of Patients satisfied with the dentistry they have received	7	7	N/A	92.0%	92.0%	91.5%
% of Patients satisfied with the time they had to wait for an appointment	6	7	N/A	85.9%	88.1%	87.9%

* This is based on patients treated on this contract for their most recent course of treatment. Figures in italics indicate the base number of FP17s or Patient Questionnaire responses are less than 100. N/A is shown where the base number of responses is less than 10 during the period. % is calculated as Quantity/Base number*100

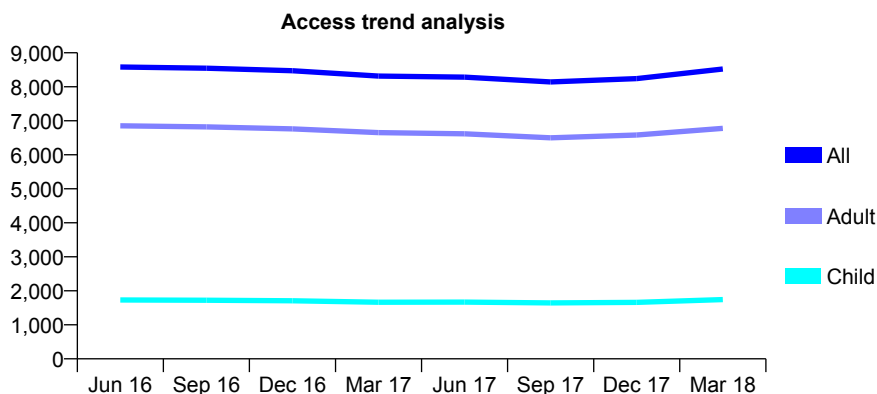
Q66 - Vital Signs At a Glance Contract Report for 157260/0001 - Year end March 2018

Name or company name	Dart Vale Dental Care Ltd
Contract type name	GDS Contract
Purpose of contract	General
Contract start date	01/10/2008
Contract end date	

17/18 Contracted general activity (UDA)	25,500
Carry forward general activity (UDA)	914
17/18 Contracted orthodontic activity (UOA)	0
Carry forward orthodontic activity (UOA)	0
Baseline contract value	£640,660.83

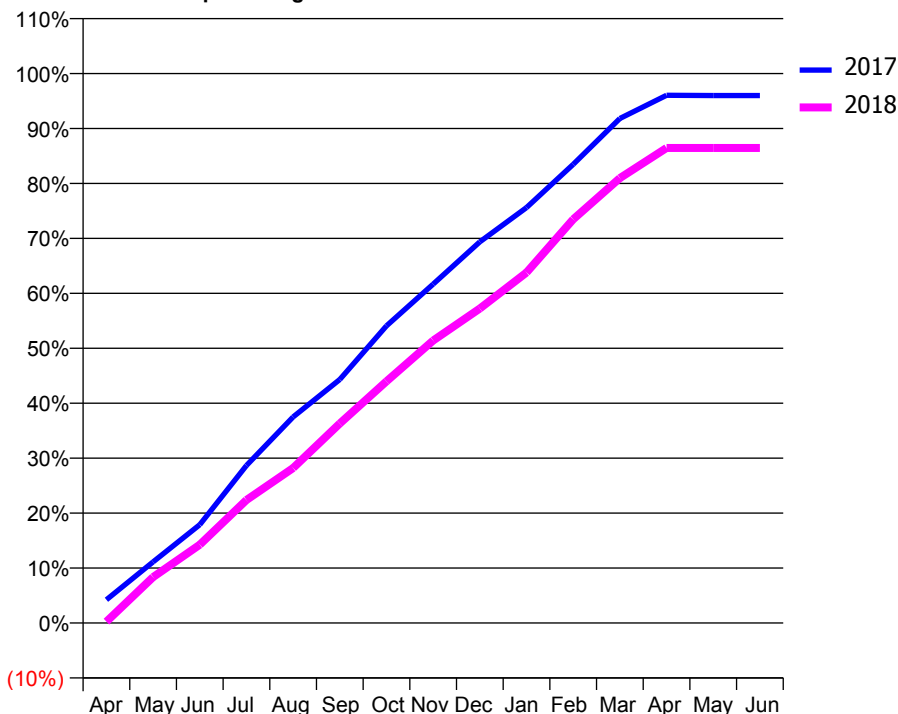
ACCESS*

Patients seen in 24 months	Total	Change since previous quarter
Quarter ending March 2017	8,315	
Quarter ending June 2017	8,285	→
Quarter ending September 2017	8,144	↓
Quarter ending December 2017	8,243	→
Quarter ending March 2018	8,525	↑
Variance since March 2017	2.5%	↑



ACTIVITY

Cumulative percentage of contracted UDA delivered 2017 & 2018



Month	Adjusted Scheduled Activity (UDA)	
	2017	2018
April	1,079	67
May	2,835	2,131
June	4,564	3,638
July	7,308	5,707
August	9,565	7,196
September	11,300	9,258
October	13,790	11,215
November	15,725	13,108
December	17,686	14,594
January	19,280	16,264
February	21,282	18,733
March	23,410	20,649
April	24,487	22,042
May	24,476	22,043
June	24,476	22,043

QUALITY

	Quantity	Base Number	Contract	AT	Region	England
% of FP17s for the same patient ID Re-attending within 3 months - Children	172	2,696	6.4%	10.0%	11.5%	11.9%
% of FP17s for the same patient ID Re-attending within 3 months - Adults	1,429	9,855	14.5%	14.6%	15.9%	16.0%
% of FP17s for the same patient ID Re-attending between 3 & 9 months - Children	1,683	2,696	62.4%	59.5%	60.6%	58.3%
% of FP17s for the same patient ID Re-attending between 3 & 9 months - Adults	5,874	9,855	59.6%	50.4%	51.6%	50.3%
% of FP17s for Band 1 Urgent Courses	1,304	12,655	10.3%	10.1%	9.5%	9.1%
% of FP17s Relating to Free Repair or Replacements	143	12,655	1.1%	0.9%	0.7%	0.8%
% of FP17s Relating to Continuations	144	12,655	1.1%	1.1%	1.0%	1.0%
% of Patients satisfied with the dentistry they have received	11	12	91.7%	92.0%	92.0%	91.5%
% of Patients satisfied with the time they had to wait for an appointment	12	12	100.0%	85.9%	88.1%	87.9%

* This is based on patients treated on this contract for their most recent course of treatment. Figures in italics indicate the base number of FP17s or Patient Questionnaire responses are less than 100. N/A is shown where the base number of responses is less than 10 during the period. % is calculated as Quantity/Base number*100

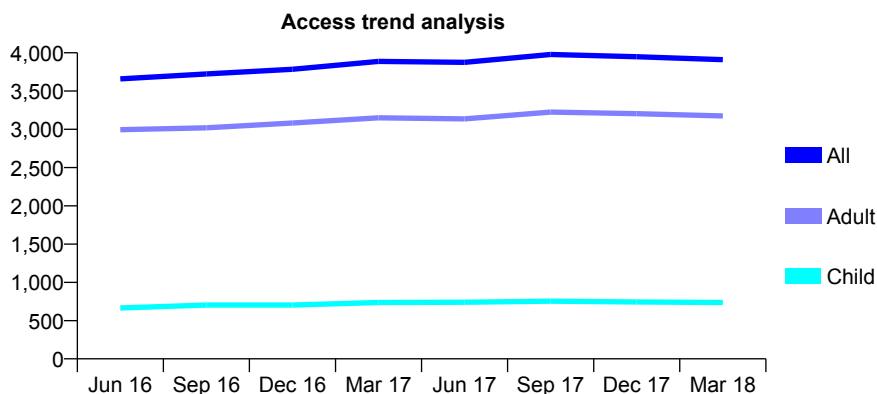
Q66 - Vital Signs At a Glance Contract Report for 159298/0001 - Year end March 2018

Name or company name	DP Shipsey & AMA Shipsey
Contract type name	GDS Contract
Purpose of contract	General
Contract start date	01/04/2012
Contract end date	

17/18 Contracted general activity (UDA)	15,500
Carry forward general activity (UDA)	0
17/18 Contracted orthodontic activity (UOA)	0
Carry forward orthodontic activity (UOA)	0
Baseline contract value	£412,236.12

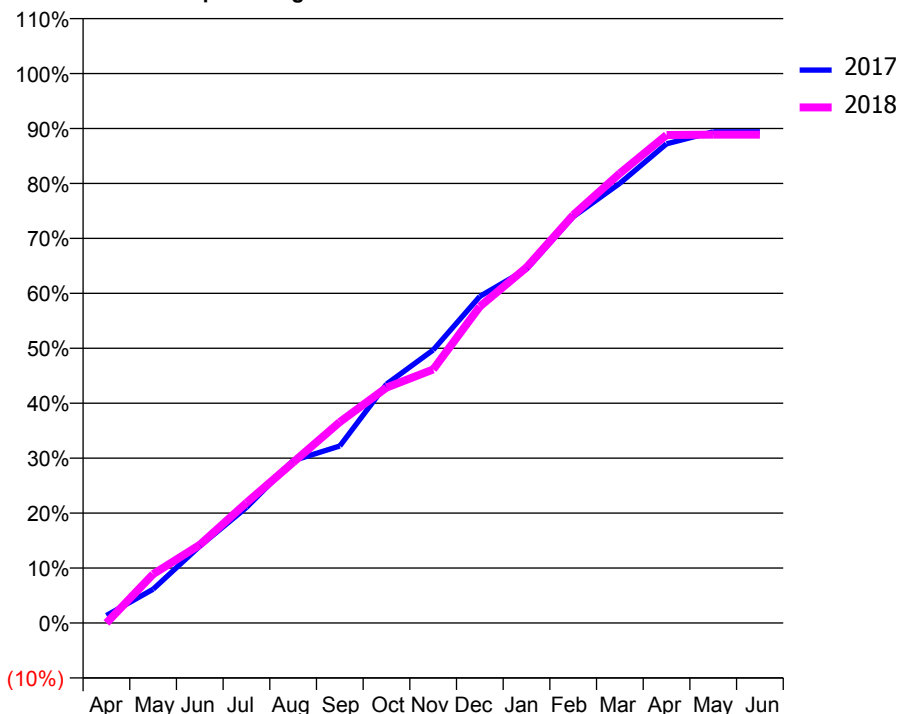
ACCESS*

Patients seen in 24 months	Total	Change since previous quarter
Quarter ending March 2017	3,887	
Quarter ending June 2017	3,876	→
Quarter ending September 2017	3,979	↑
Quarter ending December 2017	3,949	→
Quarter ending March 2018	3,911	→
Variance since March 2017	0.6%	→



ACTIVITY

Cumulative percentage of contracted UDA delivered 2017 & 2018



Month	Adjusted Scheduled Activity (UDA)	
	2017	2018
April	214	0
May	952	1,377
June	2,169	2,205
July	3,259	3,390
August	4,580	4,529
September	4,992	5,671
October	6,738	6,642
November	7,700	7,152
December	9,213	8,927
January	9,979	10,031
February	11,460	11,507
March	12,405	12,685
April	13,515	13,763
May	13,855	13,777
June	13,856	13,777

QUALITY

	Quantity	Base Number	Contract	AT	Region	England
% of FP17s for the same patient ID Re-attending within 3 months - Children	84	1,089	7.7%	10.0%	11.5%	11.9%
% of FP17s for the same patient ID Re-attending within 3 months - Adults	750	4,930	15.2%	14.6%	15.9%	16.0%
% of FP17s for the same patient ID Re-attending between 3 & 9 months - Children	611	1,089	56.1%	59.5%	60.6%	58.3%
% of FP17s for the same patient ID Re-attending between 3 & 9 months - Adults	2,817	4,930	57.1%	50.4%	51.6%	50.3%
% of FP17s for Band 1 Urgent Courses	465	5,850	7.9%	10.1%	9.5%	9.1%
% of FP17s Relating to Free Repair or Replacements	83	5,850	1.4%	0.9%	0.7%	0.8%
% of FP17s Relating to Continuations	136	5,850	2.3%	1.1%	1.0%	1.0%
% of Patients satisfied with the dentistry they have received	7	8	N/A	92.0%	92.0%	91.5%
% of Patients satisfied with the time they had to wait for an appointment	6	8	N/A	85.9%	88.1%	87.9%

* This is based on patients treated on this contract for their most recent course of treatment. Figures in italics indicate the base number of FP17s or Patient Questionnaire responses are less than 100. N/A is shown where the base number of responses is less than 10 during the period. % is calculated as Quantity/Base number*100

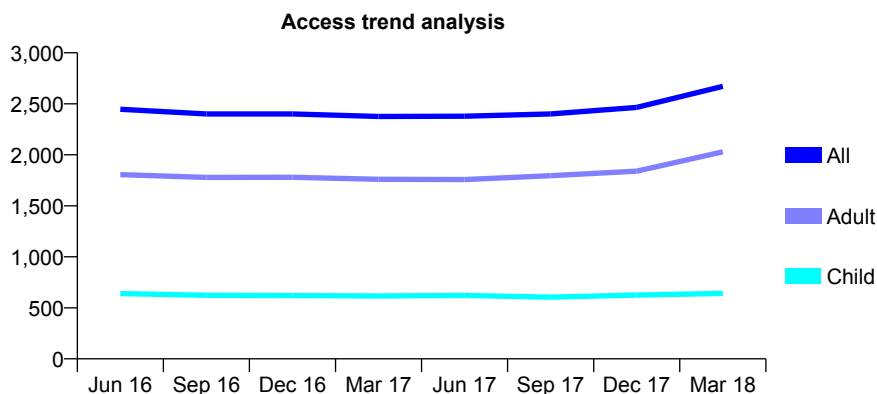
Q66 - Vital Signs At a Glance Contract Report for 159913/0001 - Year end March 2018

Name or company name	Ingleby Dental Practice Limited
Contract type name	GDS Contract
Purpose of contract	General
Contract start date	01/05/2012
Contract end date	

17/18 Contracted general activity (UDA)	8,029
Carry forward general activity (UDA)	-22
17/18 Contracted orthodontic activity (UOA)	0
Carry forward orthodontic activity (UOA)	0
Baseline contract value	£217,071.93

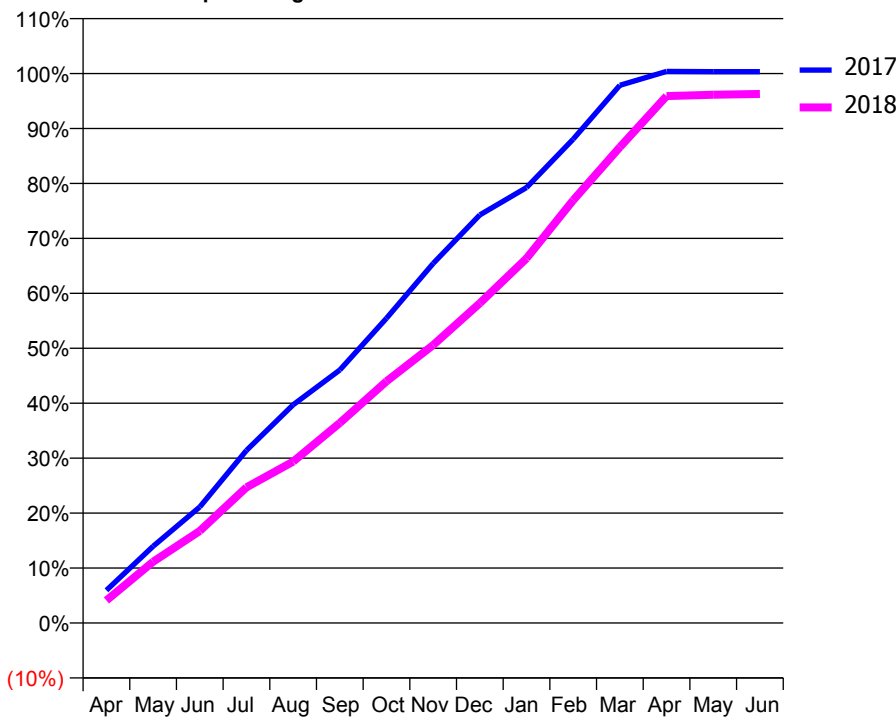
ACCESS*

Patients seen in 24 months	Total	Change since previous quarter
Quarter ending March 2017	2,376	
Quarter ending June 2017	2,379	→
Quarter ending September 2017	2,400	→
Quarter ending December 2017	2,465	↑
Quarter ending March 2018	2,671	↑
Variance since March 2017	12.4%	↑



ACTIVITY

Cumulative percentage of contracted UDA delivered 2017 & 2018



Month	Adjusted Scheduled Activity (UDA)	
	2017	2018
April	389	330
May	911	895
June	1,379	1,346
July	2,051	1,982
August	2,594	2,359
September	3,006	2,923
October	3,621	3,531
November	4,272	4,062
December	4,849	4,674
January	5,174	5,328
February	5,748	6,177
March	6,389	6,952
April	6,553	7,700
May	6,551	7,719
June	6,551	7,731

QUALITY

	Quantity	Base Number	Contract	AT	Region	England
% of FP17s for the same patient ID Re-attending within 3 months - Children	42	974	4.3%	10.0%	11.5%	11.9%
% of FP17s for the same patient ID Re-attending within 3 months - Adults	257	2,700	9.5%	14.6%	15.9%	16.0%
% of FP17s for the same patient ID Re-attending between 3 & 9 months - Children	638	974	65.5%	59.5%	60.6%	58.3%
% of FP17s for the same patient ID Re-attending between 3 & 9 months - Adults	1,463	2,700	54.2%	50.4%	51.6%	50.3%
% of FP17s for Band 1 Urgent Courses	194	3,876	5.0%	10.1%	9.5%	9.1%
% of FP17s Relating to Free Repair or Replacements	8	3,876	0.2%	0.9%	0.7%	0.8%
% of FP17s Relating to Continuations	66	3,876	1.7%	1.1%	1.0%	1.0%
% of Patients satisfied with the dentistry they have received	3	3	N/A	92.0%	92.0%	91.5%
% of Patients satisfied with the time they had to wait for an appointment	3	3	N/A	85.9%	88.1%	87.9%

* This is based on patients treated on this contract for their most recent course of treatment. Figures in italics indicate the base number of FP17s or Patient Questionnaire responses are less than 100. N/A is shown where the base number of responses is less than 10 during the period. % is calculated as Quantity/Base number*100

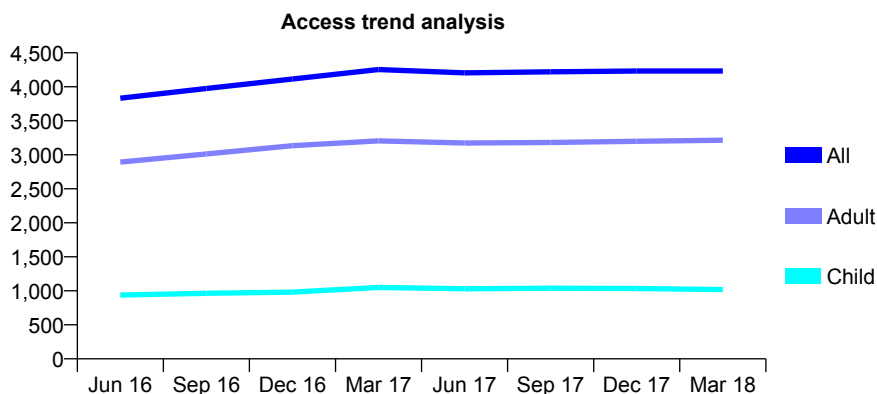
Q66 - Vital Signs At a Glance Contract Report for 160555/0001 - Year end March 2018

Name or company name	Marlborough Dental Centre Partnership
Contract type name	GDS Contract
Purpose of contract	General
Contract start date	01/01/2015
Contract end date	

17/18 Contracted general activity (UDA)	13,361
Carry forward general activity (UDA)	388
17/18 Contracted orthodontic activity (UOA)	0
Carry forward orthodontic activity (UOA)	0
Baseline contract value	£348,594.40

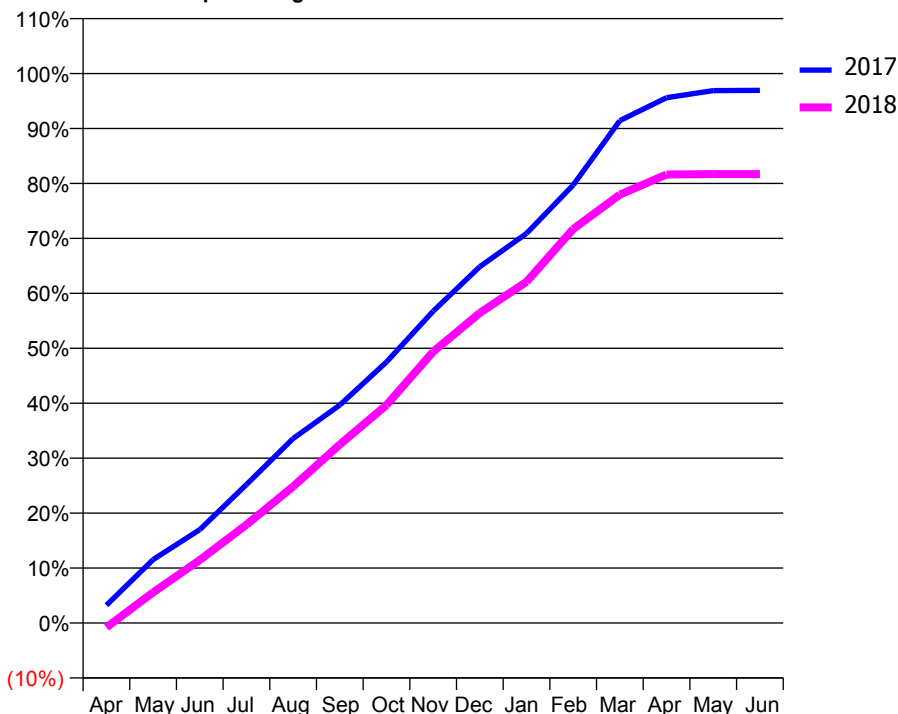
ACCESS*

Patients seen in 24 months	Total	Change since previous quarter
Quarter ending March 2017	4,254	
Quarter ending June 2017	4,204	↓
Quarter ending September 2017	4,221	→
Quarter ending December 2017	4,233	→
Quarter ending March 2018	4,233	→
Variance since March 2017	(0.5%)	→



ACTIVITY

Cumulative percentage of contracted UDA delivered 2017 & 2018



Month	Adjusted Scheduled Activity (UDA)	
	2017	2018
April	432	-108
May	1,542	743
June	2,270	1,531
July	3,367	2,391
August	4,485	3,319
September	5,298	4,339
October	6,347	5,299
November	7,583	6,596
December	8,666	7,540
January	9,473	8,296
February	10,648	9,580
March	12,214	10,415
April	12,773	10,907
May	12,945	10,915
June	12,953	10,915

QUALITY

	Quantity	Base Number	Contract	AT	Region	England
% of FP17s for the same patient ID Re-attending within 3 months - Children	172	1,633	10.5%	10.0%	11.5%	11.9%
% of FP17s for the same patient ID Re-attending within 3 months - Adults	613	4,328	14.2%	14.6%	15.9%	16.0%
% of FP17s for the same patient ID Re-attending between 3 & 9 months - Children	949	1,633	58.1%	59.5%	60.6%	58.3%
% of FP17s for the same patient ID Re-attending between 3 & 9 months - Adults	2,030	4,328	46.9%	50.4%	51.6%	50.3%
% of FP17s for Band 1 Urgent Courses	609	5,933	10.3%	10.1%	9.5%	9.1%
% of FP17s Relating to Free Repair or Replacements	99	5,933	1.7%	0.9%	0.7%	0.8%
% of FP17s Relating to Continuations	45	5,933	0.8%	1.1%	1.0%	1.0%
% of Patients satisfied with the dentistry they have received	7	7	N/A	92.0%	92.0%	91.5%
% of Patients satisfied with the time they had to wait for an appointment	5	7	N/A	85.9%	88.1%	87.9%

* This is based on patients treated on this contract for their most recent course of treatment. Figures in italics indicate the base number of FP17s or Patient Questionnaire responses are less than 100. N/A is shown where the base number of responses is less than 10 during the period. % is calculated as Quantity/Base number*100

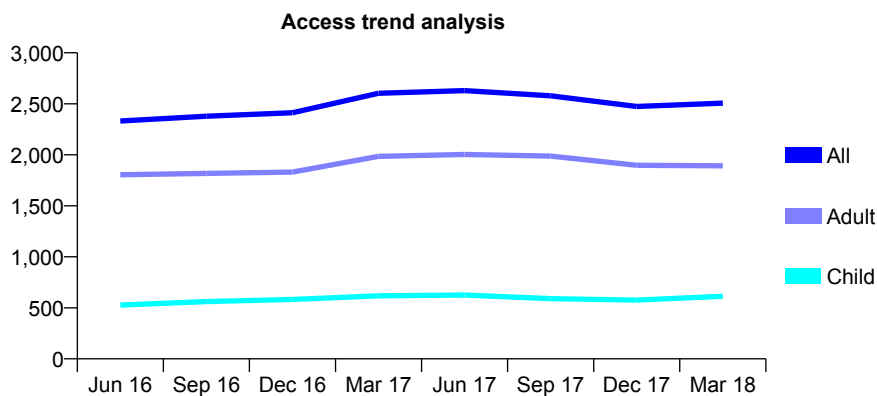
Q66 - Vital Signs At a Glance Contract Report for 160555/0002 - Year end March 2018

Name or company name	Marlborough Dental Centre Partnership
Contract type name	GDS Contract
Purpose of contract	General
Contract start date	01/01/2015
Contract end date	

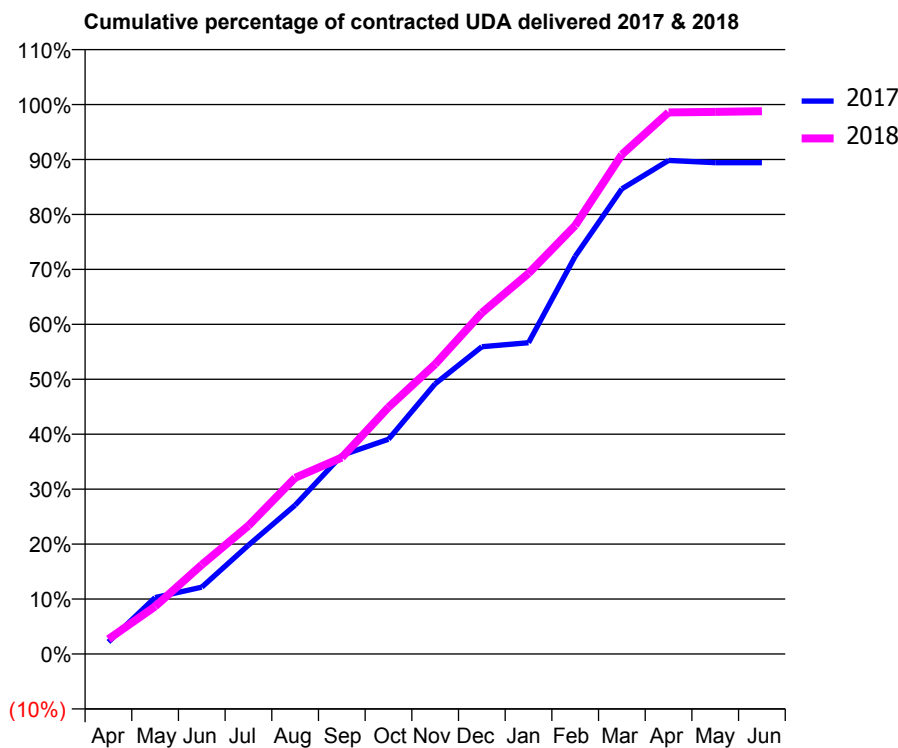
17/18 Contracted general activity (UDA)	7,561
Carry forward general activity (UDA)	0
17/18 Contracted orthodontic activity (UOA)	0
Carry forward orthodontic activity (UOA)	0
Baseline contract value	£203,984.34

ACCESS*

Patients seen in 24 months	Total	Change since previous quarter
Quarter ending March 2017	2,603	
Quarter ending June 2017	2,629	→
Quarter ending September 2017	2,578	↓
Quarter ending December 2017	2,474	↓
Quarter ending March 2018	2,506	→
Variance since March 2017	(3.7%)	↓



ACTIVITY



Month	Adjusted Scheduled Activity (UDA)	
	2017	2018
April	166	205
May	776	654
June	919	1,228
July	1,498	1,766
August	2,048	2,424
September	2,735	2,703
October	2,955	3,396
November	3,718	3,988
December	4,228	4,694
January	4,283	5,237
February	5,472	5,896
March	6,400	6,872
April	6,792	7,452
May	6,760	7,459
June	6,761	7,468

QUALITY

	Quantity	Base Number	Contract	AT	Region	England
% of FP17s for the same patient ID Re-attending within 3 months - Children	44	835	5.3%	10.0%	11.5%	11.9%
% of FP17s for the same patient ID Re-attending within 3 months - Adults	332	2,355	14.1%	14.6%	15.9%	16.0%
% of FP17s for the same patient ID Re-attending between 3 & 9 months - Children	418	835	50.1%	59.5%	60.6%	58.3%
% of FP17s for the same patient ID Re-attending between 3 & 9 months - Adults	781	2,355	33.2%	50.4%	51.6%	50.3%
% of FP17s for Band 1 Urgent Courses	426	3,302	12.9%	10.1%	9.5%	9.1%
% of FP17s Relating to Free Repair or Replacements	19	3,302	0.6%	0.9%	0.7%	0.8%
% of FP17s Relating to Continuations	38	3,302	1.2%	1.1%	1.0%	1.0%
% of Patients satisfied with the dentistry they have received	9	10	90.0%	92.0%	92.0%	91.5%
% of Patients satisfied with the time they had to wait for an appointment	10	10	100.0%	85.9%	88.1%	87.9%

* This is based on patients treated on this contract for their most recent course of treatment. Figures in italics indicate the base number of FP17s or Patient Questionnaire responses are less than 100. N/A is shown where the base number of responses is less than 10 during the period. % is calculated as Quantity/Base number*100

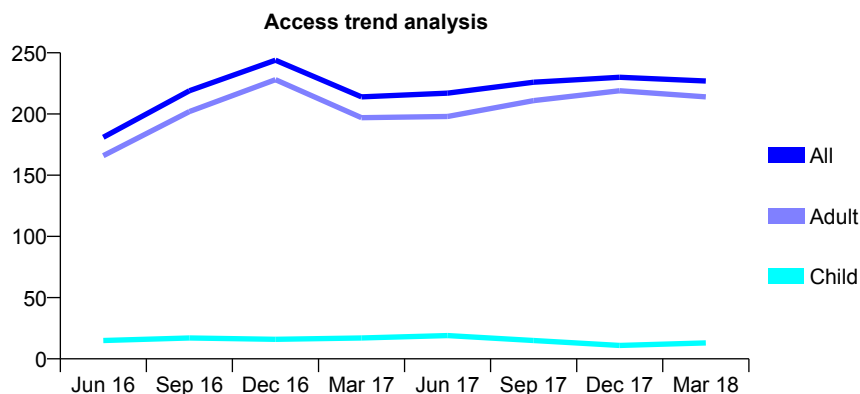
Q66 - Vital Signs At a Glance Contract Report for 160555/0003 - Year end March 2018

Name or company name	Marlborough Dental Centre Partnership
Contract type name	GDS Contract
Purpose of contract	General
Contract start date	01/01/2015
Contract end date	

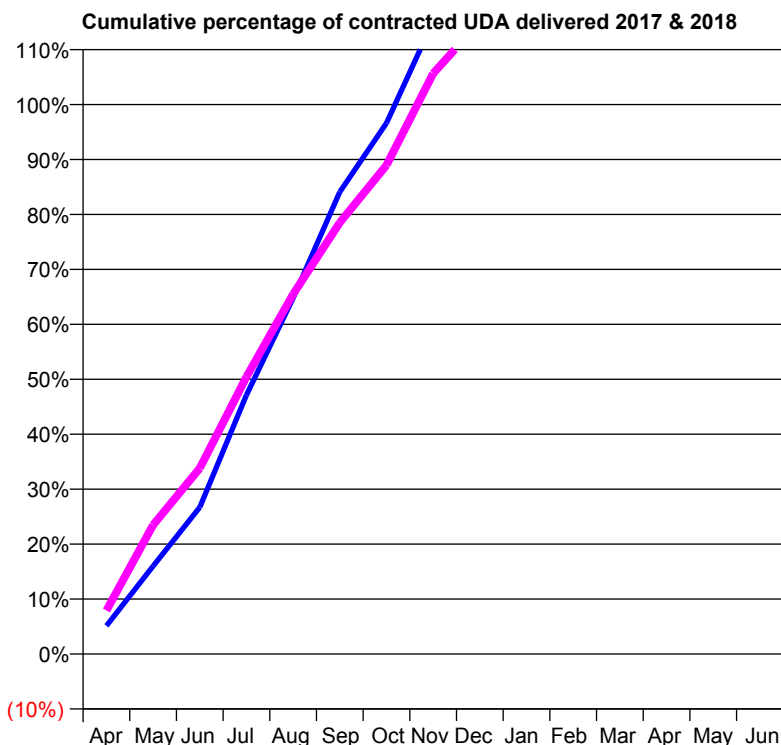
17/18 Contracted general activity (UDA)	230
Carry forward general activity (UDA)	-5
17/18 Contracted orthodontic activity (UOA)	0
Carry forward orthodontic activity (UOA)	0
Baseline contract value	£30,849.34

ACCESS*

Patients seen in 24 months	Total	Change since previous quarter
Quarter ending March 2017	214	
Quarter ending June 2017	217	→
Quarter ending September 2017	226	↑
Quarter ending December 2017	230	→
Quarter ending March 2018	227	↓
Variance since March 2017	6.1%	↑



ACTIVITY



Month	Adjusted Scheduled Activity (UDA)	
	2017	2018
April	12	18
May	37	54
June	61	78
July	108	116
August	149	151
September	193	181
October	222	205
November	265	243
December	283	265
January	309	290
February	335	316
March	353	332
April	371	344
May	371	344
June	371	345

QUALITY

	Quantity	Base Number	Contract	AT	Region	England
% of FP17s for the same patient ID Re-attending within 3 months - Children	0	28	0.0%	10.0%	11.5%	11.9%
% of FP17s for the same patient ID Re-attending within 3 months - Adults	16	261	6.1%	14.6%	15.9%	16.0%
% of FP17s for the same patient ID Re-attending between 3 & 9 months - Children	1	28	3.6%	59.5%	60.6%	58.3%
% of FP17s for the same patient ID Re-attending between 3 & 9 months - Adults	3	261	1.1%	50.4%	51.6%	50.3%
% of FP17s for Band 1 Urgent Courses	276	285	96.8%	10.1%	9.5%	9.1%
% of FP17s Relating to Free Repair or Replacements	1	285	0.4%	0.9%	0.7%	0.8%
% of FP17s Relating to Continuations	0	285	0.0%	1.1%	1.0%	1.0%
% of Patients satisfied with the dentistry they have received	0	0	N/A	92.0%	92.0%	91.5%
% of Patients satisfied with the time they had to wait for an appointment	0	0	N/A	85.9%	88.1%	87.9%

* This is based on patients treated on this contract for their most recent course of treatment. Figures in italics indicate the base number of FP17s or Patient Questionnaire responses are less than 100. N/A is shown where the base number of responses is less than 10 during the period. % is calculated as Quantity/Base number*100

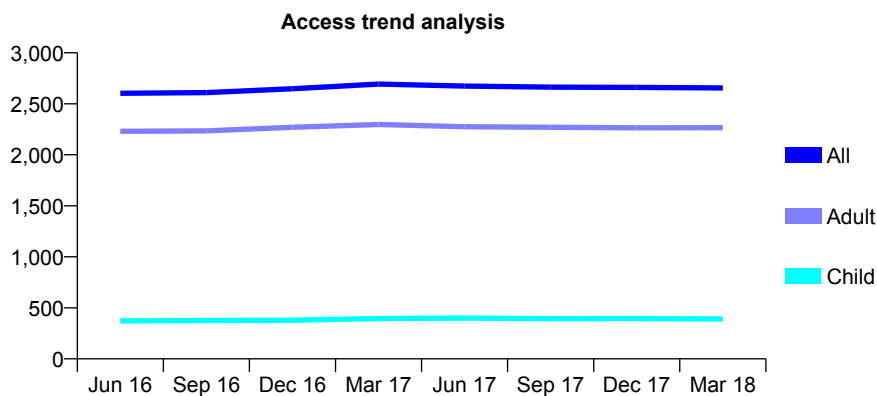
Q66 - Vital Signs At a Glance Contract Report for 160881/0001 - Year end March 2018

Name or company name	The Trewirgie Dental Practice Partnership
Contract type name	GDS Contract
Purpose of contract	General
Contract start date	28/03/2014
Contract end date	

17/18 Contracted general activity (UDA)	8,000
Carry forward general activity (UDA)	0
17/18 Contracted orthodontic activity (UOA)	0
Carry forward orthodontic activity (UOA)	0
Baseline contract value	£209,885.06

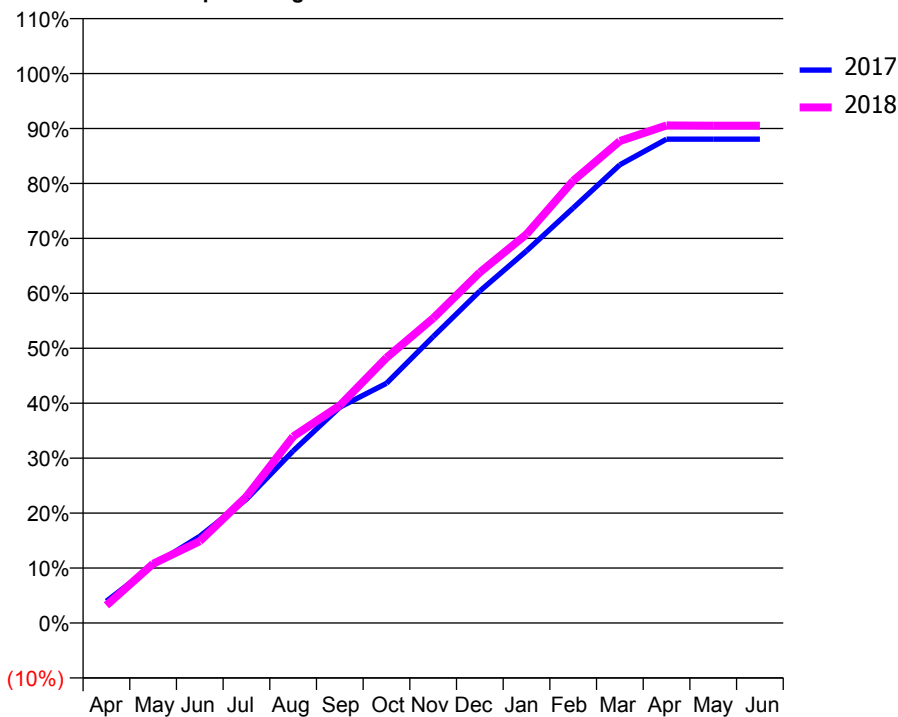
ACCESS*

Patients seen in 24 months	Total	Change since previous quarter
Quarter ending March 2017	2,693	
Quarter ending June 2017	2,674	→
Quarter ending September 2017	2,664	→
Quarter ending December 2017	2,661	→
Quarter ending March 2018	2,656	→
Variance since March 2017	(1.4%)	↓



ACTIVITY

Cumulative percentage of contracted UDA delivered 2017 & 2018



Month	Adjusted Scheduled Activity (UDA)	
	2017	2018
April	364	258
May	966	863
June	1,450	1,192
July	2,069	1,841
August	2,876	2,715
September	3,607	3,166
October	4,005	3,863
November	4,786	4,437
December	5,547	5,105
January	6,220	5,661
February	6,938	6,438
March	7,658	7,018
April	8,087	7,244
May	8,086	7,241
June	8,086	7,241

QUALITY

	Quantity	Base Number	Contract	AT	Region	England
% of FP17s for the same patient ID Re-attending within 3 months - Children	24	531	4.5%	10.0%	11.5%	11.9%
% of FP17s for the same patient ID Re-attending within 3 months - Adults	341	2,968	11.5%	14.6%	15.9%	16.0%
% of FP17s for the same patient ID Re-attending between 3 & 9 months - Children	249	531	46.9%	59.5%	60.6%	58.3%
% of FP17s for the same patient ID Re-attending between 3 & 9 months - Adults	1,371	2,968	46.2%	50.4%	51.6%	50.3%
% of FP17s for Band 1 Urgent Courses	214	3,428	6.2%	10.1%	9.5%	9.1%
% of FP17s Relating to Free Repair or Replacements	21	3,428	0.6%	0.9%	0.7%	0.8%
% of FP17s Relating to Continuations	41	3,428	1.2%	1.1%	1.0%	1.0%
% of Patients satisfied with the dentistry they have received	3	4	N/A	92.0%	92.0%	91.5%
% of Patients satisfied with the time they had to wait for an appointment	3	4	N/A	85.9%	88.1%	87.9%

* This is based on patients treated on this contract for their most recent course of treatment. Figures in italics indicate the base number of FP17s or Patient Questionnaire responses are less than 100. N/A is shown where the base number of responses is less than 10 during the period. % is calculated as Quantity/Base number*100

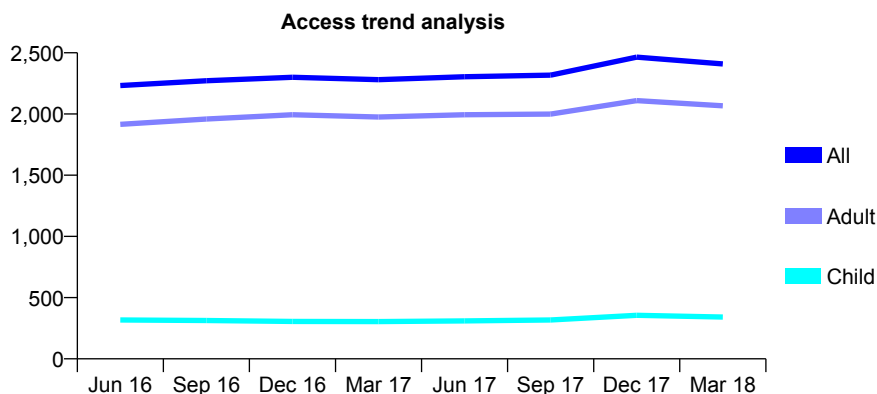
Q66 - Vital Signs At a Glance Contract Report for 161128/0001 - Year end March 2018

Name or company name	The Old Brewery Yard Dental Practice Part
Contract type name	GDS Contract
Purpose of contract	General
Contract start date	17/12/2013
Contract end date	

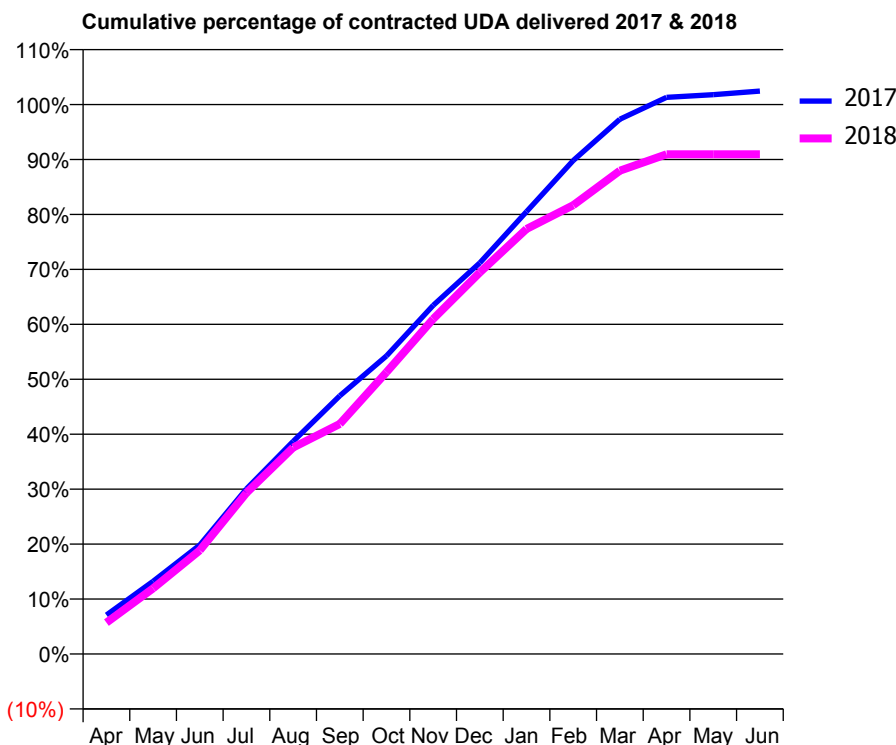
17/18 Contracted general activity (UDA)	8,000
Carry forward general activity (UDA)	-160
17/18 Contracted orthodontic activity (UOA)	0
Carry forward orthodontic activity (UOA)	0
Baseline contract value	£170,842.21

ACCESS*

Patients seen in 24 months	Total	Change since previous quarter
Quarter ending March 2017	2,280	
Quarter ending June 2017	2,304	→
Quarter ending September 2017	2,317	→
Quarter ending December 2017	2,465	↑
Quarter ending March 2018	2,409	↓
Variance since March 2017	5.7%	↑



ACTIVITY



Month	Adjusted Scheduled Activity (UDA)	
	2017	2018
April	567	457
May	1,059	956
June	1,587	1,509
July	2,404	2,347
August	3,096	3,006
September	3,759	3,351
October	4,341	4,104
November	5,075	4,878
December	5,695	5,555
January	6,441	6,188
February	7,184	6,533
March	7,785	7,036
April	8,104	7,276
May	8,144	7,276
June	8,195	7,276

QUALITY

	Quantity	Base Number	Contract	AT	Region	England
% of FP17s for the same patient ID Re-attending within 3 months - Children	30	544	5.5%	10.0%	11.5%	11.9%
% of FP17s for the same patient ID Re-attending within 3 months - Adults	400	3,096	12.9%	14.6%	15.9%	16.0%
% of FP17s for the same patient ID Re-attending between 3 & 9 months - Children	342	544	62.9%	59.5%	60.6%	58.3%
% of FP17s for the same patient ID Re-attending between 3 & 9 months - Adults	1,568	3,096	50.6%	50.4%	51.6%	50.3%
% of FP17s for Band 1 Urgent Courses	373	3,544	10.5%	10.1%	9.5%	9.1%
% of FP17s Relating to Free Repair or Replacements	41	3,544	1.2%	0.9%	0.7%	0.8%
% of FP17s Relating to Continuations	37	3,544	1.0%	1.1%	1.0%	1.0%
% of Patients satisfied with the dentistry they have received	4	4	N/A	92.0%	92.0%	91.5%
% of Patients satisfied with the time they had to wait for an appointment	4	4	N/A	85.9%	88.1%	87.9%

* This is based on patients treated on this contract for their most recent course of treatment. Figures in italics indicate the base number of FP17s or Patient Questionnaire responses are less than 100. N/A is shown where the base number of responses is less than 10 during the period. % is calculated as Quantity/Base number*100

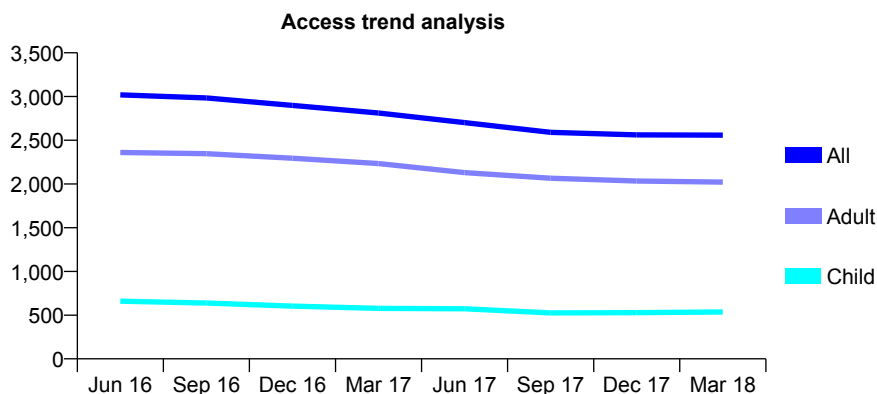
Q66 - Vital Signs At a Glance Contract Report for 161306/0001 - Year end March 2018

Name or company name	Mount Folly Square Dental Practice Partner
Contract type name	GDS Contract
Purpose of contract	General
Contract start date	16/11/2010
Contract end date	

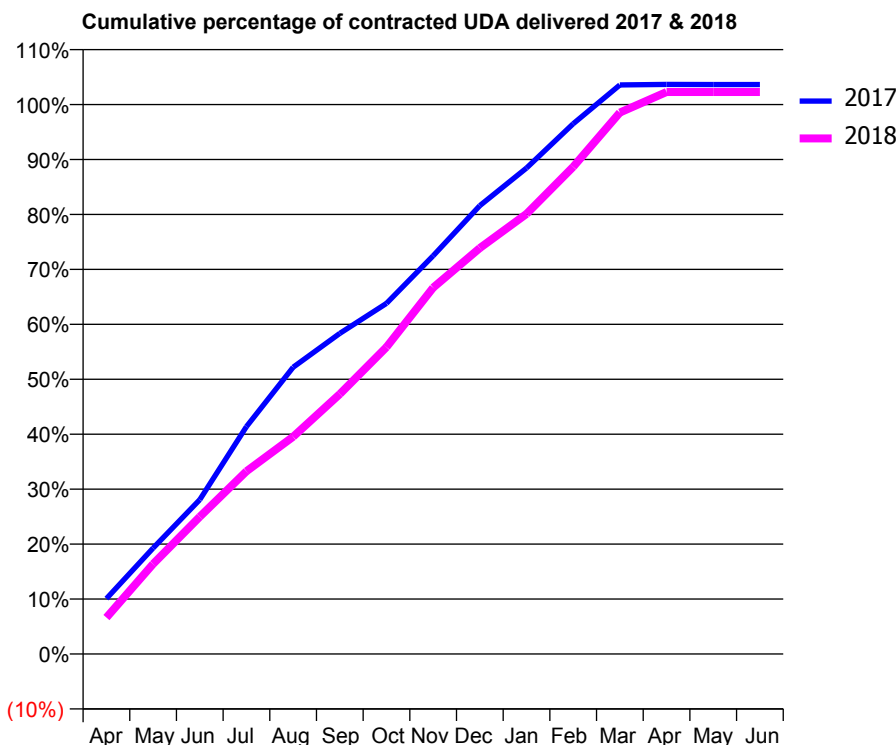
17/18 Contracted general activity (UDA)	7,250
Carry forward general activity (UDA)	-145
17/18 Contracted orthodontic activity (UOA)	0
Carry forward orthodontic activity (UOA)	0
Baseline contract value	£189,769.96

ACCESS*

Patients seen in 24 months	Total	Change since previous quarter
Quarter ending March 2017	2,811	
Quarter ending June 2017	2,702	↓
Quarter ending September 2017	2,591	↓
Quarter ending December 2017	2,562	↓
Quarter ending March 2018	2,558	→
Variance since March 2017	(9.0%)	↓



ACTIVITY



Month	Adjusted Scheduled Activity (UDA)	
	2017	2018
April	730	480
May	1,398	1,188
June	2,036	1,812
July	3,000	2,412
August	3,784	2,866
September	4,231	3,429
October	4,626	4,049
November	5,254	4,834
December	5,916	5,356
January	6,412	5,808
February	6,996	6,429
March	7,508	7,144
April	7,514	7,414
May	7,513	7,414
June	7,513	7,414

QUALITY

	Quantity	Base Number	Contract	AT	Region	England
% of FP17s for the same patient ID Re-attending within 3 months - Children	45	641	7.0%	10.0%	11.5%	11.9%
% of FP17s for the same patient ID Re-attending within 3 months - Adults	265	2,413	11.0%	14.6%	15.9%	16.0%
% of FP17s for the same patient ID Re-attending between 3 & 9 months - Children	262	641	40.9%	59.5%	60.6%	58.3%
% of FP17s for the same patient ID Re-attending between 3 & 9 months - Adults	1,179	2,413	48.9%	50.4%	51.6%	50.3%
% of FP17s for Band 1 Urgent Courses	160	3,158	5.1%	10.1%	9.5%	9.1%
% of FP17s Relating to Free Repair or Replacements	26	3,158	0.8%	0.9%	0.7%	0.8%
% of FP17s Relating to Continuations	73	3,158	2.3%	1.1%	1.0%	1.0%
% of Patients satisfied with the dentistry they have received	5	7	N/A	92.0%	92.0%	91.5%
% of Patients satisfied with the time they had to wait for an appointment	4	7	N/A	85.9%	88.1%	87.9%

* This is based on patients treated on this contract for their most recent course of treatment. Figures in italics indicate the base number of FP17s or Patient Questionnaire responses are less than 100. N/A is shown where the base number of responses is less than 10 during the period. % is calculated as Quantity/Base number*100

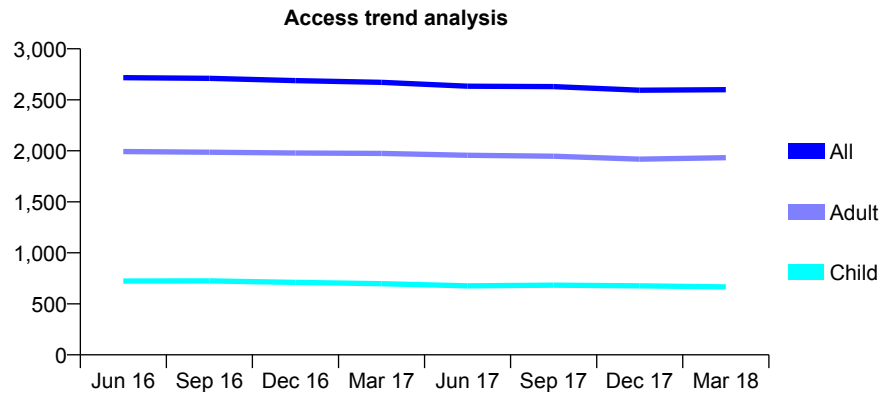
Q66 - Vital Signs At a Glance Contract Report for 161365/0001 - Year end March 2018

Name or company name	The Chudleigh Practice Limited
Contract type name	GDS Contract
Purpose of contract	General
Contract start date	01/05/2010
Contract end date	

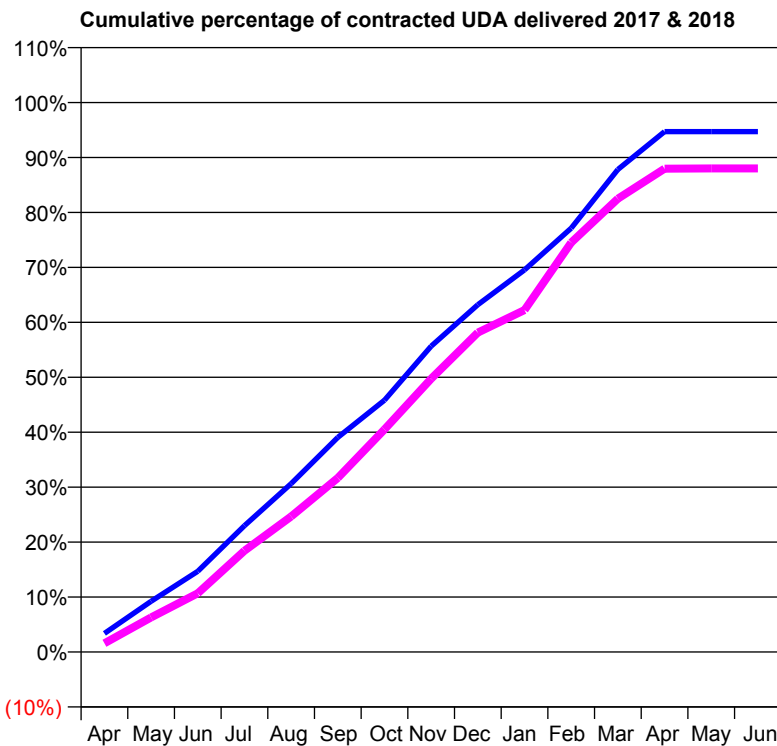
17/18 Contracted general activity (UDA)	8,400
Carry forward general activity (UDA)	0
17/18 Contracted orthodontic activity (UOA)	0
Carry forward orthodontic activity (UOA)	0
Baseline contract value	£209,532.98

ACCESS*

Patients seen in 24 months	Total	Change since previous quarter
Quarter ending March 2017	2,671	
Quarter ending June 2017	2,633	↓
Quarter ending September 2017	2,630	→
Quarter ending December 2017	2,594	↓
Quarter ending March 2018	2,599	→
Variance since March 2017	(2.7%)	↓



ACTIVITY



Month	Adjusted Scheduled Activity (UDA)	
	2017	2018
April	284	133
May	775	529
June	1,235	898
July	1,932	1,549
August	2,574	2,071
September	3,280	2,660
October	3,850	3,404
November	4,675	4,178
December	5,309	4,882
January	5,841	5,227
February	6,479	6,259
March	7,377	6,929
April	7,955	7,389
May	7,955	7,392
June	7,955	7,392

QUALITY

	Quantity	Base Number	Contract	AT	Region	England
% of FP17s for the same patient ID Re-attending within 3 months - Children	108	1,086	9.9%	10.0%	11.5%	11.9%
% of FP17s for the same patient ID Re-attending within 3 months - Adults	351	2,772	12.7%	14.6%	15.9%	16.0%
% of FP17s for the same patient ID Re-attending between 3 & 9 months - Children	650	1,086	59.9%	59.5%	60.6%	58.3%
% of FP17s for the same patient ID Re-attending between 3 & 9 months - Adults	1,637	2,772	59.1%	50.4%	51.6%	50.3%
% of FP17s for Band 1 Urgent Courses	249	3,851	6.5%	10.1%	9.5%	9.1%
% of FP17s Relating to Free Repair or Replacements	36	3,851	0.9%	0.9%	0.7%	0.8%
% of FP17s Relating to Continuations	88	3,851	2.3%	1.1%	1.0%	1.0%
% of Patients satisfied with the dentistry they have received	3	3	N/A	92.0%	92.0%	91.5%
% of Patients satisfied with the time they had to wait for an appointment	3	3	N/A	85.9%	88.1%	87.9%

* This is based on patients treated on this contract for their most recent course of treatment. Figures in italics indicate the base number of FP17s or Patient Questionnaire responses are less than 100. N/A is shown where the base number of responses is less than 10 during the period. % is calculated as Quantity/Base number*100

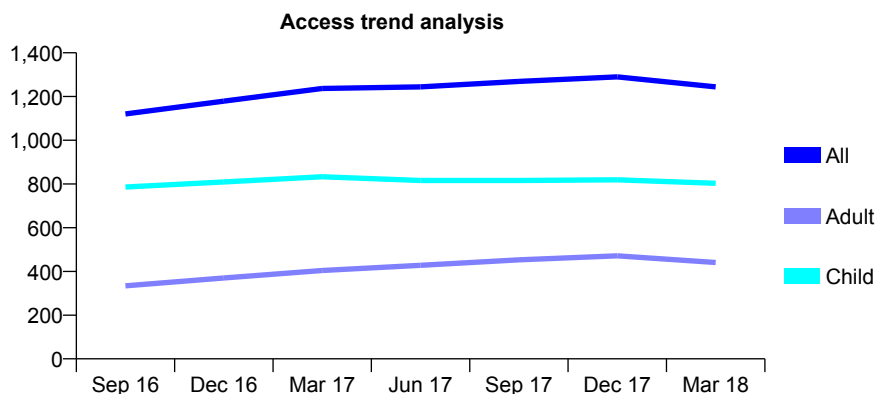
Q66 - Vital Signs At a Glance Contract Report for 163910/0001 - Year end March 2018

Name or company name	White Rose Dental Practice Limited
Contract type name	GDS Contract
Purpose of contract	General
Contract start date	01/12/2015
Contract end date	

17/18 Contracted general activity (UDA)	4,200
Carry forward general activity (UDA)	0
17/18 Contracted orthodontic activity (UOA)	0
Carry forward orthodontic activity (UOA)	0
Baseline contract value	£89,691.42

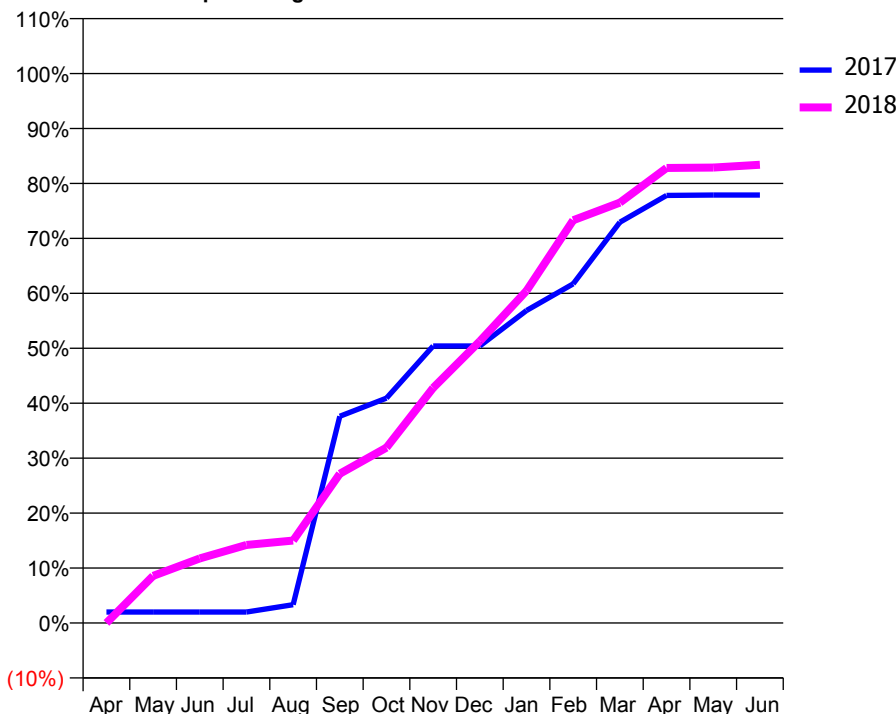
ACCESS*

Patients seen in 24 months	Total	Change since previous quarter
Quarter ending March 2017	1,237	
Quarter ending June 2017	1,244	→
Quarter ending September 2017	1,269	↑
Quarter ending December 2017	1,290	→
Quarter ending March 2018	1,244	↓
Variance since March 2017	0.6%	→



ACTIVITY

Cumulative percentage of contracted UDA delivered 2017 & 2018



Adjusted Scheduled Activity (UDA)

Month	2017	2018
April	108	0
May	108	361
June	108	494
July	108	597
August	180	630
September	2,032	1,141
October	2,210	1,340
November	2,723	1,798
December	2,723	2,154
January	3,071	2,539
February	3,332	3,079
March	3,938	3,213
April	4,202	3,478
May	4,205	3,481
June	4,205	3,502

QUALITY

	Quantity	Base Number	Contract	AT	Region	England
% of FP17s for the same patient ID Re-attending within 3 months - Children	201	1,553	12.9%	10.0%	11.5%	11.9%
% of FP17s for the same patient ID Re-attending within 3 months - Adults	47	400	11.8%	14.6%	15.9%	16.0%
% of FP17s for the same patient ID Re-attending between 3 & 9 months - Children	934	1,553	60.1%	59.5%	60.6%	58.3%
% of FP17s for the same patient ID Re-attending between 3 & 9 months - Adults	133	400	33.3%	50.4%	51.6%	50.3%
% of FP17s for Band 1 Urgent Courses	78	1,947	4.0%	10.1%	9.5%	9.1%
% of FP17s Relating to Free Repair or Replacements	0	1,947	0.0%	0.9%	0.7%	0.8%
% of FP17s Relating to Continuations	33	1,947	1.7%	1.1%	1.0%	1.0%
% of Patients satisfied with the dentistry they have received	1	1	N/A	92.0%	92.0%	91.5%
% of Patients satisfied with the time they had to wait for an appointment	1	1	N/A	85.9%	88.1%	87.9%

* This is based on patients treated on this contract for their most recent course of treatment. Figures in italics indicate the base number of FP17s or Patient Questionnaire responses are less than 100. N/A is shown where the base number of responses is less than 10 during the period. % is calculated as Quantity/Base number*100

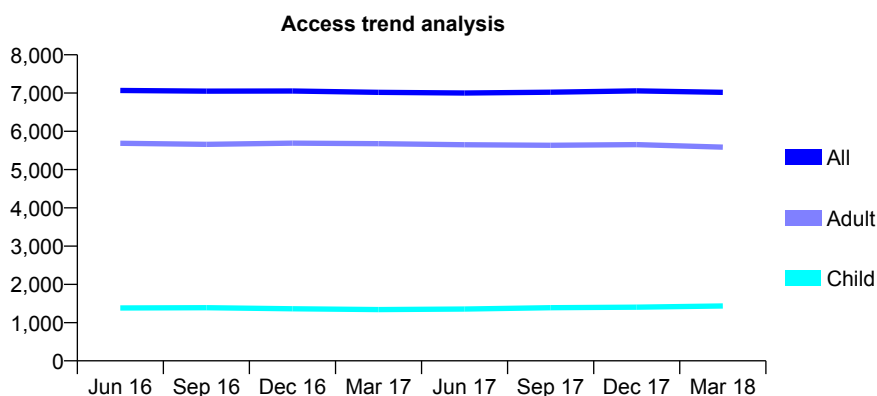
Q66 - Vital Signs At a Glance Contract Report for 164410/0001 - Year end March 2018

Name or company name	QDP (DEVON) LTD
Contract type name	GDS Contract
Purpose of contract	General
Contract start date	01/05/2011
Contract end date	

17/18 Contracted general activity (UDA)	19,781
Carry forward general activity (UDA)	403
17/18 Contracted orthodontic activity (UOA)	0
Carry forward orthodontic activity (UOA)	0
Baseline contract value	£581,102.73

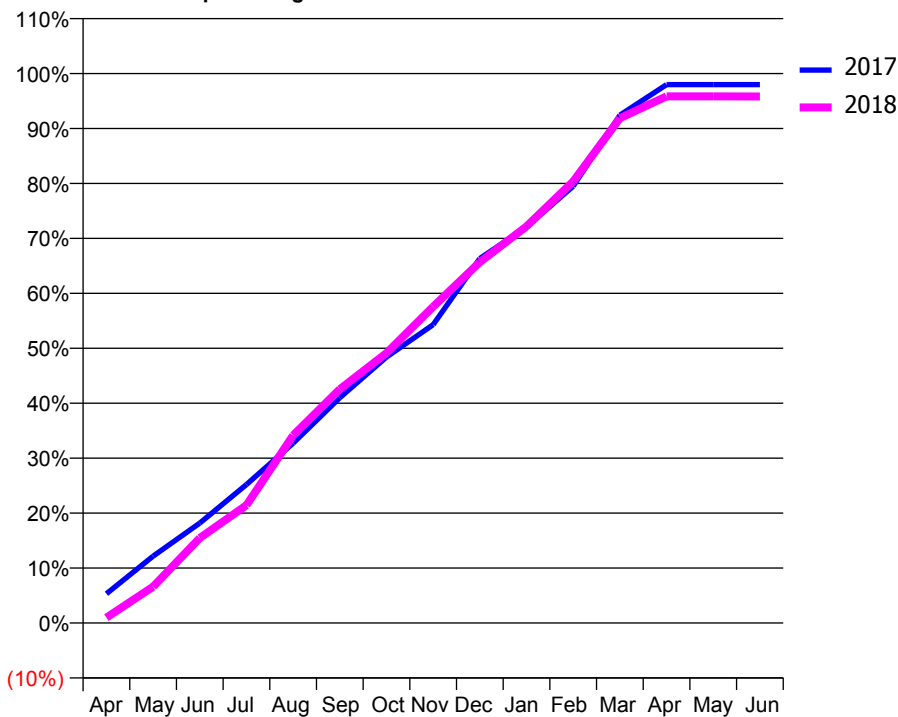
ACCESS*

Patients seen in 24 months	Total	Change since previous quarter
Quarter ending March 2017	7,018	
Quarter ending June 2017	7,003	→
Quarter ending September 2017	7,022	→
Quarter ending December 2017	7,057	→
Quarter ending March 2018	7,019	→
Variance since March 2017	0.0%	→



ACTIVITY

Cumulative percentage of contracted UDA delivered 2017 & 2018



Month	Adjusted Scheduled Activity (UDA)	
	2017	2018
April	1,070	192
May	2,444	1,306
June	3,655	3,060
July	5,064	4,241
August	6,576	6,758
September	8,236	8,417
October	9,724	9,718
November	10,910	11,387
December	13,330	12,994
January	14,482	14,277
February	15,973	15,898
March	18,571	18,171
April	19,690	18,956
May	19,688	18,957
June	19,687	18,955

QUALITY

	Quantity	Base Number	Contract	AT	Region	England
% of FP17s for the same patient ID Re-attending within 3 months - Children	146	2,253	6.5%	10.0%	11.5%	11.9%
% of FP17s for the same patient ID Re-attending within 3 months - Adults	1,162	7,886	14.7%	14.6%	15.9%	16.0%
% of FP17s for the same patient ID Re-attending between 3 & 9 months - Children	1,386	2,253	61.5%	59.5%	60.6%	58.3%
% of FP17s for the same patient ID Re-attending between 3 & 9 months - Adults	4,329	7,886	54.9%	50.4%	51.6%	50.3%
% of FP17s for Band 1 Urgent Courses	851	10,054	8.5%	10.1%	9.5%	9.1%
% of FP17s Relating to Free Repair or Replacements	108	10,054	1.1%	0.9%	0.7%	0.8%
% of FP17s Relating to Continuations	81	10,054	0.8%	1.1%	1.0%	1.0%
% of Patients satisfied with the dentistry they have received	9	10	90.0%	92.0%	92.0%	91.5%
% of Patients satisfied with the time they had to wait for an appointment	9	10	90.0%	85.9%	88.1%	87.9%

* This is based on patients treated on this contract for their most recent course of treatment. Figures in italics indicate the base number of FP17s or Patient Questionnaire responses are less than 100. N/A is shown where the base number of responses is less than 10 during the period. % is calculated as Quantity/Base number*100

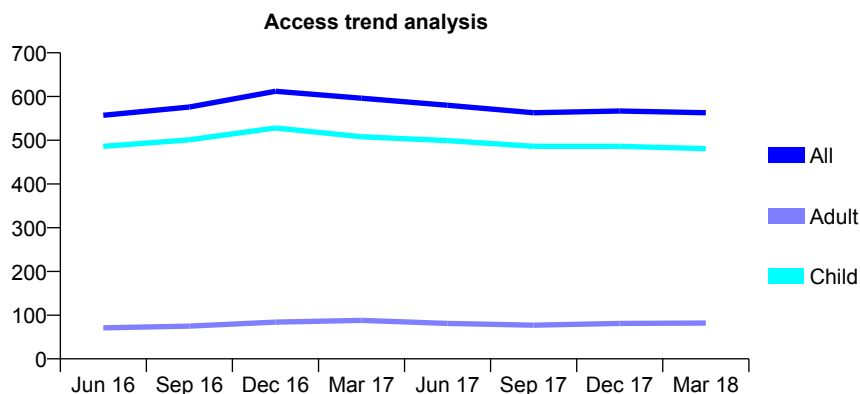
Q66 - Vital Signs At a Glance Contract Report for 164720/0001 - Year end March 2018

Name or company name	Thomson Dental Ltd
Contract type name	GDS Contract
Purpose of contract	General
Contract start date	01/06/2007
Contract end date	

17/18 Contracted general activity (UDA)	1,150
Carry forward general activity (UDA)	0
17/18 Contracted orthodontic activity (UOA)	0
Carry forward orthodontic activity (UOA)	0
Baseline contract value	£32,392.80

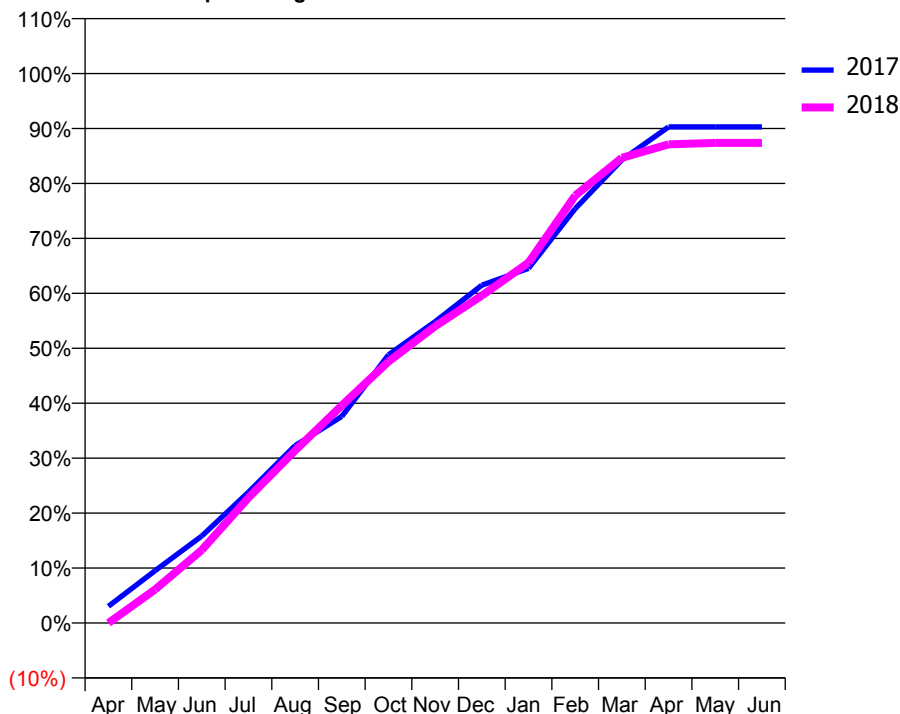
ACCESS*

Patients seen in 24 months	Total	Change since previous quarter
Quarter ending March 2017	596	
Quarter ending June 2017	580	↓
Quarter ending September 2017	563	↓
Quarter ending December 2017	567	→
Quarter ending March 2018	563	→
Variance since March 2017	(5.5%)	↓



ACTIVITY

Cumulative percentage of contracted UDA delivered 2017 & 2018



Month	Adjusted Scheduled Activity (UDA)	
	2017	2018
April	35	0
May	110	70
June	182	153
July	274	262
August	371	361
September	432	455
October	561	547
November	631	621
December	707	685
January	742	754
February	867	895
March	969	974
April	1,038	1,002
May	1,038	1,005
June	1,038	1,005

QUALITY

	Quantity	Base Number	Contract	AT	Region	England
% of FP17s for the same patient ID Re-attending within 3 months - Children	31	772	4.0%	10.0%	11.5%	11.9%
% of FP17s for the same patient ID Re-attending within 3 months - Adults	2	51	3.9%	14.6%	15.9%	16.0%
% of FP17s for the same patient ID Re-attending between 3 & 9 months - Children	540	772	69.9%	59.5%	60.6%	58.3%
% of FP17s for the same patient ID Re-attending between 3 & 9 months - Adults	33	51	64.7%	50.4%	51.6%	50.3%
% of FP17s for Band 1 Urgent Courses	19	793	2.4%	10.1%	9.5%	9.1%
% of FP17s Relating to Free Repair or Replacements	0	793	0.0%	0.9%	0.7%	0.8%
% of FP17s Relating to Continuations	9	793	1.1%	1.1%	1.0%	1.0%
% of Patients satisfied with the dentistry they have received	3	3	N/A	92.0%	92.0%	91.5%
% of Patients satisfied with the time they had to wait for an appointment	3	3	N/A	85.9%	88.1%	87.9%

* This is based on patients treated on this contract for their most recent course of treatment. Figures in italics indicate the base number of FP17s or Patient Questionnaire responses are less than 100. N/A is shown where the base number of responses is less than 10 during the period. % is calculated as Quantity/Base number*100

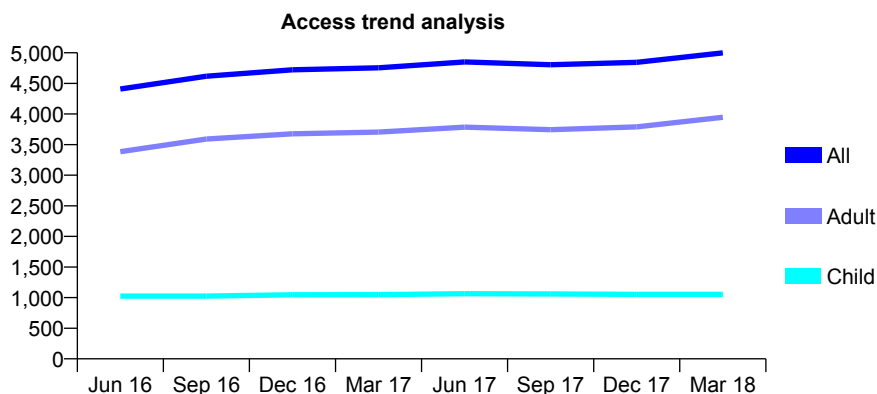
Q66 - Vital Signs At a Glance Contract Report for 164895/0001 - Year end March 2018

Name or company name	Browns Dental Practice Ltd.
Contract type name	GDS Contract
Purpose of contract	General
Contract start date	01/02/2009
Contract end date	

17/18 Contracted general activity (UDA)	8,627
Carry forward general activity (UDA)	24
17/18 Contracted orthodontic activity (UOA)	0
Carry forward orthodontic activity (UOA)	0
Baseline contract value	£254,089.63

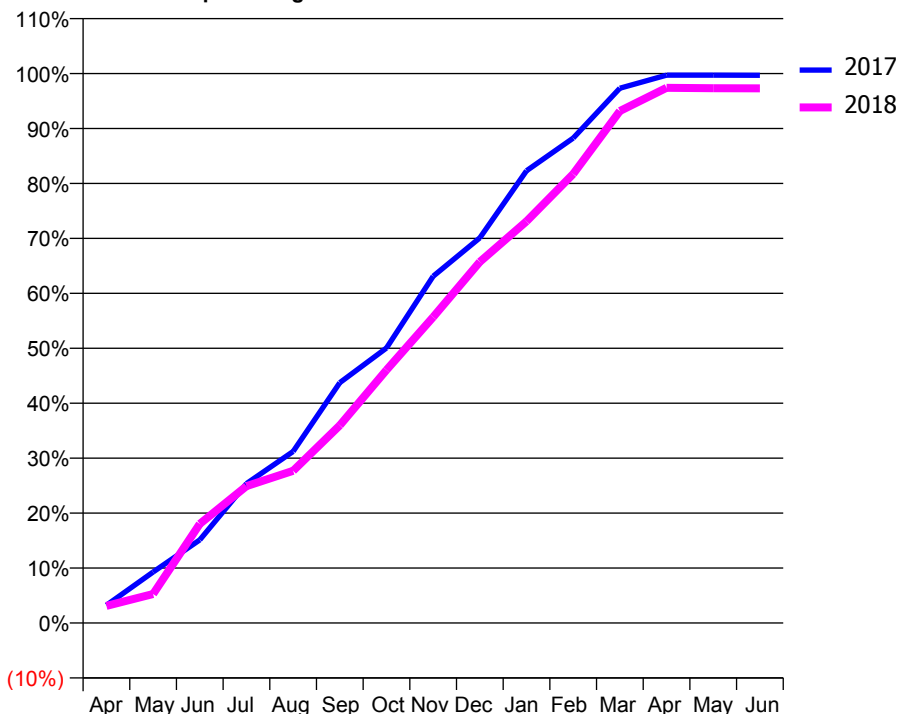
ACCESS*

Patients seen in 24 months	Total	Change since previous quarter
Quarter ending March 2017	4,754	
Quarter ending June 2017	4,850	↑
Quarter ending September 2017	4,804	→
Quarter ending December 2017	4,844	→
Quarter ending March 2018	4,999	↑
Variance since March 2017	5.2%	↑



ACTIVITY

Cumulative percentage of contracted UDA delivered 2017 & 2018



Month	Adjusted Scheduled Activity (UDA)	
	2017	2018
April	247	268
May	707	455
June	1,154	1,557
July	1,936	2,149
August	2,381	2,390
September	3,337	3,104
October	3,818	3,973
November	4,813	4,803
December	5,346	5,670
January	6,276	6,306
February	6,730	7,049
March	7,423	8,038
April	7,605	8,403
May	7,605	8,396
June	7,603	8,394

QUALITY

	Quantity	Base Number	Contract	AT	Region	England
% of FP17s for the same patient ID Re-attending within 3 months - Children	90	1,696	5.3%	10.0%	11.5%	11.9%
% of FP17s for the same patient ID Re-attending within 3 months - Adults	422	4,565	9.2%	14.6%	15.9%	16.0%
% of FP17s for the same patient ID Re-attending between 3 & 9 months - Children	1,132	1,696	66.7%	59.5%	60.6%	58.3%
% of FP17s for the same patient ID Re-attending between 3 & 9 months - Adults	1,772	4,565	38.8%	50.4%	51.6%	50.3%
% of FP17s for Band 1 Urgent Courses	92	4,575	2.0%	10.1%	9.5%	9.1%
% of FP17s Relating to Free Repair or Replacements	30	4,575	0.7%	0.9%	0.7%	0.8%
% of FP17s Relating to Continuations	51	4,575	1.1%	1.1%	1.0%	1.0%
% of Patients satisfied with the dentistry they have received	6	6	N/A	92.0%	92.0%	91.5%
% of Patients satisfied with the time they had to wait for an appointment	6	6	N/A	85.9%	88.1%	87.9%

* This is based on patients treated on this contract for their most recent course of treatment. Figures in italics indicate the base number of FP17s or Patient Questionnaire responses are less than 100. N/A is shown where the base number of responses is less than 10 during the period. % is calculated as Quantity/Base number*100

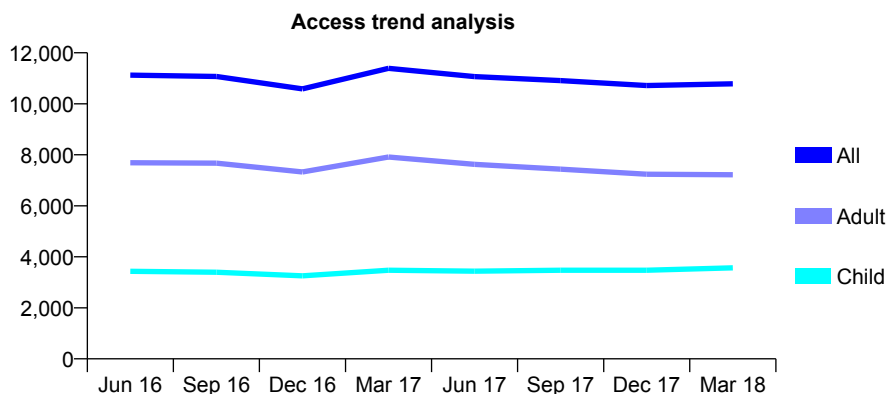
Q66 - Vital Signs At a Glance Contract Report for 165298/0001 - Year end March 2018

Name or company name	Plymouth Community Dental Services Limit
Contract type name	PDS Contract
Purpose of contract	General and Orthodontic
Contract start date	01/10/2013
Contract end date	31/03/2019

17/18 Contracted general activity (UDA)	29,150
Carry forward general activity (UDA)	0
17/18 Contracted orthodontic activity (UOA)	1,980
Carry forward orthodontic activity (UOA)	0
Baseline contract value	£2,983,609.97

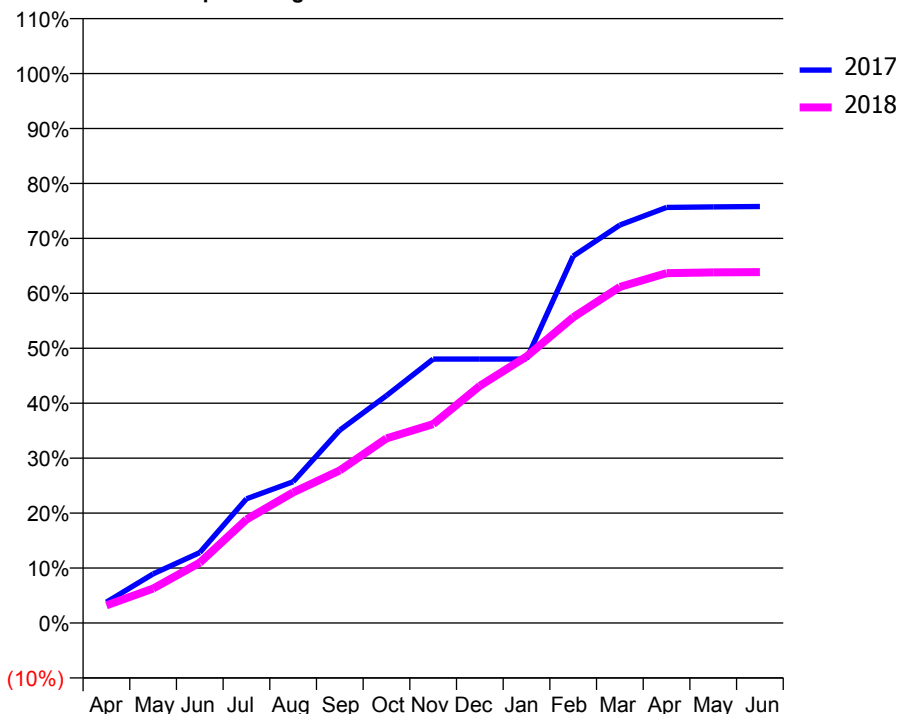
ACCESS*

Patients seen in 24 months	Total	Change since previous quarter
Quarter ending March 2017	11,390	
Quarter ending June 2017	11,065	↓
Quarter ending September 2017	10,909	↓
Quarter ending December 2017	10,717	↓
Quarter ending March 2018	10,783	→
Variance since March 2017	(5.3%)	↓



ACTIVITY

Cumulative percentage of contracted UDA delivered 2017 & 2018



Month	Adjusted Scheduled Activity (UDA)	
	2017	2018
April	1,109	938
May	2,609	1,829
June	3,741	3,202
July	6,586	5,490
August	7,497	6,928
September	10,235	8,093
October	12,066	9,794
November	14,002	10,553
December	14,002	12,580
January	14,002	14,138
February	19,463	16,213
March	21,112	17,828
April	22,044	18,555
May	22,073	18,604
June	22,094	18,613

QUALITY

	Quantity	Base Number	Contract	AT	Region	England
% of FP17s for the same patient ID Re-attending within 3 months - Children	445	3,917	11.4%	10.0%	11.5%	11.9%
% of FP17s for the same patient ID Re-attending within 3 months - Adults	811	6,301	12.9%	14.6%	15.9%	16.0%
% of FP17s for the same patient ID Re-attending between 3 & 9 months - Children	861	3,917	22.0%	59.5%	60.6%	58.3%
% of FP17s for the same patient ID Re-attending between 3 & 9 months - Adults	915	6,301	14.5%	50.4%	51.6%	50.3%
% of FP17s for Band 1 Urgent Courses	3,677	10,014	36.7%	10.1%	9.5%	9.1%
% of FP17s Relating to Free Repair or Replacements	1	10,014	0.0%	0.9%	0.7%	0.8%
% of FP17s Relating to Continuations	13	10,014	0.1%	1.1%	1.0%	1.0%
% of Patients satisfied with the dentistry they have received	5	6	N/A	92.0%	92.0%	91.5%
% of Patients satisfied with the time they had to wait for an appointment	3	6	N/A	85.9%	88.1%	87.9%

* This is based on patients treated on this contract for their most recent course of treatment. Figures in italics indicate the base number of FP17s or Patient Questionnaire responses are less than 100. N/A is shown where the base number of responses is less than 10 during the period. % is calculated as Quantity/Base number*100

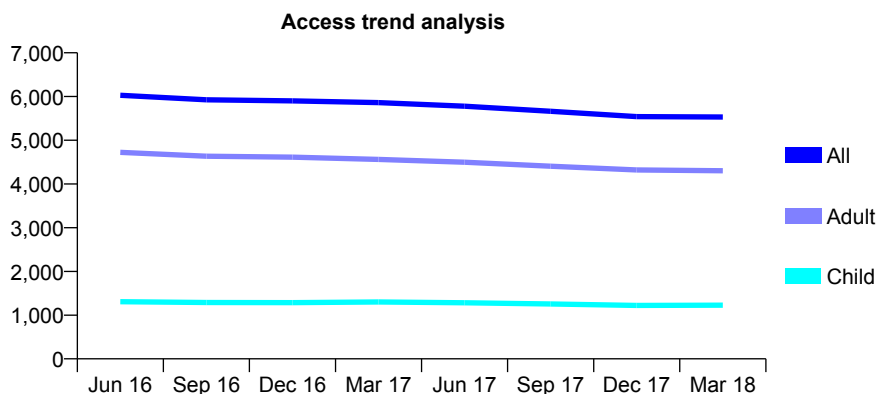
Q66 - Vital Signs At a Glance Contract Report for 167827/0001 - Year end March 2018

Name or company name	Tully Crine LTD
Contract type name	GDS Contract
Purpose of contract	General
Contract start date	01/07/2011
Contract end date	

17/18 Contracted general activity (UDA)	11,633
Carry forward general activity (UDA)	-240
17/18 Contracted orthodontic activity (UOA)	0
Carry forward orthodontic activity (UOA)	0
Baseline contract value	£305,195.44

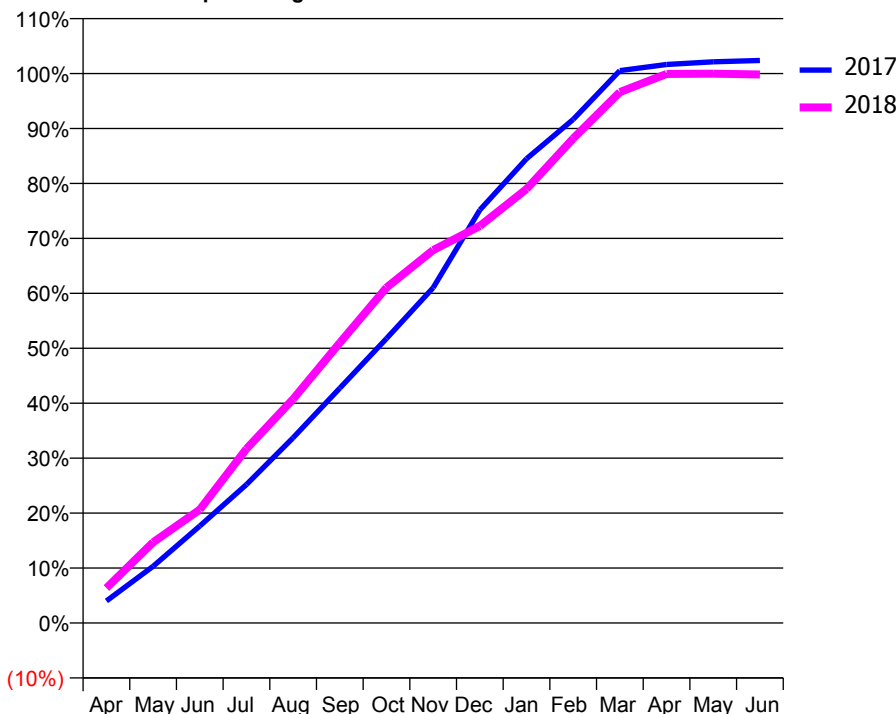
ACCESS*

Patients seen in 24 months	Total	Change since previous quarter
Quarter ending March 2017	5,862	
Quarter ending June 2017	5,779	↓
Quarter ending September 2017	5,663	↓
Quarter ending December 2017	5,541	↓
Quarter ending March 2018	5,531	→
Variance since March 2017	(5.6%)	↓



ACTIVITY

Cumulative percentage of contracted UDA delivered 2017 & 2018



Month	Adjusted Scheduled Activity (UDA)	
	2017	2018
April	481	741
May	1,239	1,708
June	2,119	2,400
July	3,023	3,688
August	4,046	4,740
September	5,130	5,934
October	6,213	7,102
November	7,324	7,893
December	9,021	8,407
January	10,138	9,186
February	10,996	10,256
March	12,064	11,241
April	12,196	11,624
May	12,256	11,628
June	12,285	11,613

QUALITY

	Quantity	Base Number	Contract	AT	Region	England
% of FP17s for the same patient ID Re-attending within 3 months - Children	105	1,924	5.5%	10.0%	11.5%	11.9%
% of FP17s for the same patient ID Re-attending within 3 months - Adults	606	5,583	10.9%	14.6%	15.9%	16.0%
% of FP17s for the same patient ID Re-attending between 3 & 9 months - Children	1,275	1,924	66.3%	59.5%	60.6%	58.3%
% of FP17s for the same patient ID Re-attending between 3 & 9 months - Adults	2,764	5,583	49.5%	50.4%	51.6%	50.3%
% of FP17s for Band 1 Urgent Courses	478	6,219	7.7%	10.1%	9.5%	9.1%
% of FP17s Relating to Free Repair or Replacements	41	6,219	0.7%	0.9%	0.7%	0.8%
% of FP17s Relating to Continuations	66	6,219	1.1%	1.1%	1.0%	1.0%
% of Patients satisfied with the dentistry they have received	10	10	100.0%	92.0%	92.0%	91.5%
% of Patients satisfied with the time they had to wait for an appointment	9	10	90.0%	85.9%	88.1%	87.9%

* This is based on patients treated on this contract for their most recent course of treatment. Figures in italics indicate the base number of FP17s or Patient Questionnaire responses are less than 100. N/A is shown where the base number of responses is less than 10 during the period. % is calculated as Quantity/Base number*100

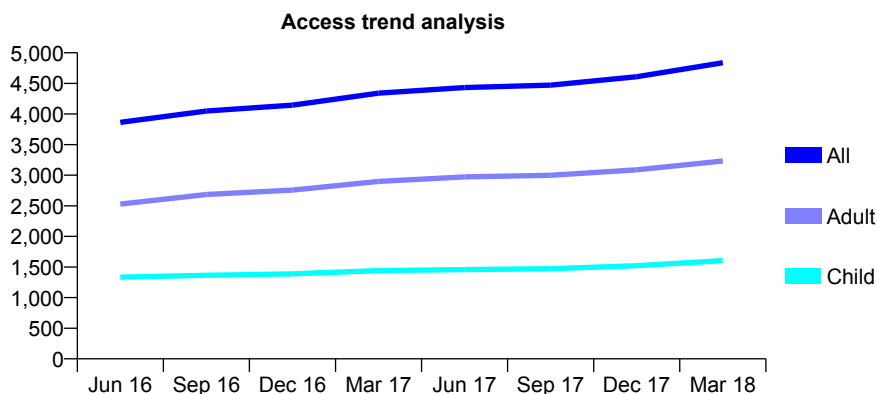
Q66 - Vital Signs At a Glance Contract Report for 168262/0001 - Year end March 2018

Name or company name	SpaDental
Contract type name	GDS Contract
Purpose of contract	General
Contract start date	01/04/2015
Contract end date	

17/18 Contracted general activity (UDA)	17,394
Carry forward general activity (UDA)	319
17/18 Contracted orthodontic activity (UOA)	0
Carry forward orthodontic activity (UOA)	0
Baseline contract value	£452,413.27

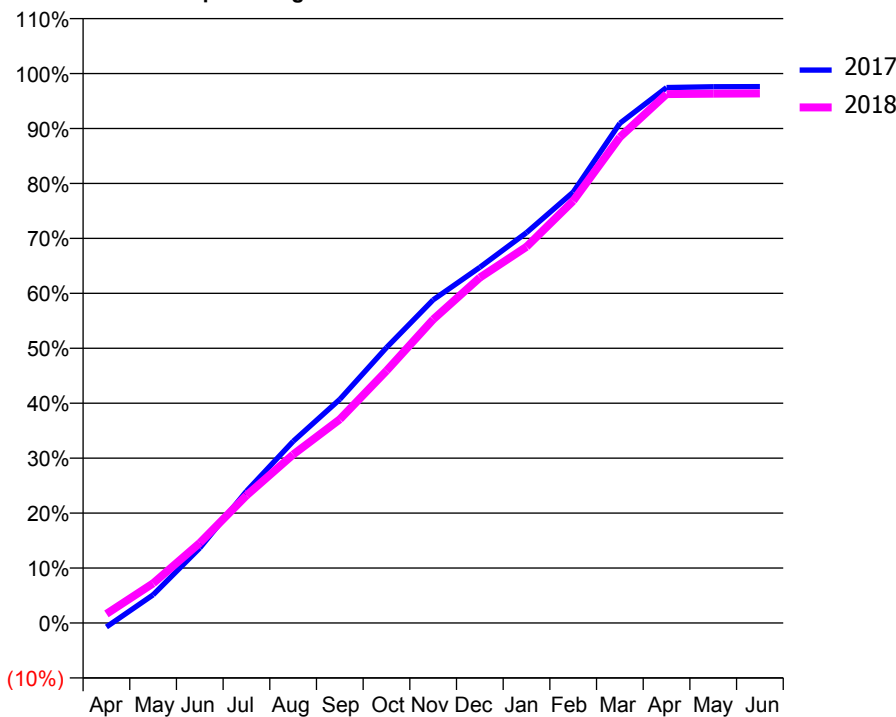
ACCESS*

Patients seen in 24 months	Total	Change since previous quarter
Quarter ending March 2017	4,340	
Quarter ending June 2017	4,432	↑
Quarter ending September 2017	4,471	→
Quarter ending December 2017	4,609	↑
Quarter ending March 2018	4,837	↑
Variance since March 2017	11.5%	↑



ACTIVITY

Cumulative percentage of contracted UDA delivered 2017 & 2018



Month	Adjusted Scheduled Activity (UDA)	
	2017	2018
April	-99	290
May	687	1,256
June	1,829	2,534
July	3,213	4,037
August	4,428	5,332
September	5,453	6,449
October	6,714	7,986
November	7,876	9,609
December	8,671	10,933
January	9,514	11,909
February	10,504	13,361
March	12,179	15,380
April	13,050	16,741
May	13,072	16,757
June	13,075	16,765

QUALITY

	Quantity	Base Number	Contract	AT	Region	England
% of FP17s for the same patient ID Re-attending within 3 months - Children	102	2,599	3.9%	10.0%	11.5%	11.9%
% of FP17s for the same patient ID Re-attending within 3 months - Adults	601	4,954	12.1%	14.6%	15.9%	16.0%
% of FP17s for the same patient ID Re-attending between 3 & 9 months - Children	1,638	2,599	63.0%	59.5%	60.6%	58.3%
% of FP17s for the same patient ID Re-attending between 3 & 9 months - Adults	2,925	4,954	59.0%	50.4%	51.6%	50.3%
% of FP17s for Band 1 Urgent Courses	431	7,544	5.7%	10.1%	9.5%	9.1%
% of FP17s Relating to Free Repair or Replacements	44	7,544	0.6%	0.9%	0.7%	0.8%
% of FP17s Relating to Continuations	93	7,544	1.2%	1.1%	1.0%	1.0%
% of Patients satisfied with the dentistry they have received	9	10	90.0%	92.0%	92.0%	91.5%
% of Patients satisfied with the time they had to wait for an appointment	10	10	100.0%	85.9%	88.1%	87.9%

* This is based on patients treated on this contract for their most recent course of treatment. Figures in italics indicate the base number of FP17s or Patient Questionnaire responses are less than 100. N/A is shown where the base number of responses is less than 10 during the period. % is calculated as Quantity/Base number*100

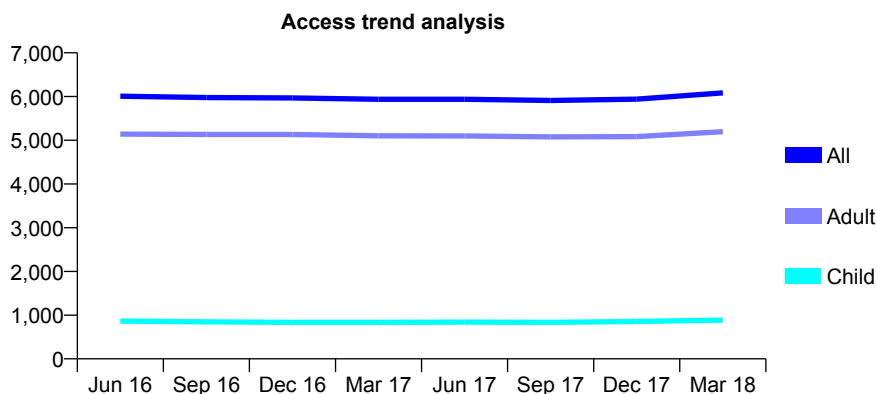
Q66 - Vital Signs At a Glance Contract Report for 170062/0001 - Year end March 2018

Name or company name	St Pauls Dental Practice Ltd
Contract type name	GDS Contract
Purpose of contract	General
Contract start date	01/04/2009
Contract end date	

17/18 Contracted general activity (UDA)	19,373
Carry forward general activity (UDA)	270
17/18 Contracted orthodontic activity (UOA)	0
Carry forward orthodontic activity (UOA)	0
Baseline contract value	£646,624.56

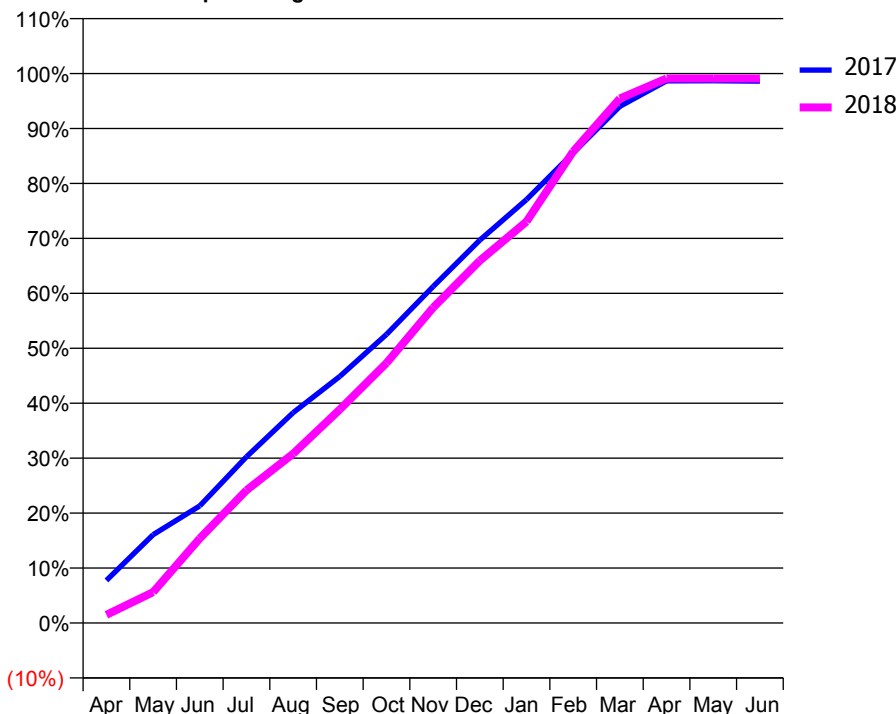
ACCESS*

Patients seen in 24 months	Total	Change since previous quarter
Quarter ending March 2017	5,937	
Quarter ending June 2017	5,936	→
Quarter ending September 2017	5,911	→
Quarter ending December 2017	5,939	→
Quarter ending March 2018	6,082	↑
Variance since March 2017	2.4%	↑



ACTIVITY

Cumulative percentage of contracted UDA delivered 2017 & 2018



Month	Adjusted Scheduled Activity (UDA)	
	2017	2018
April	1,502	290
May	3,113	1,090
June	4,131	2,981
July	5,861	4,679
August	7,415	5,968
September	8,695	7,528
October	10,174	9,165
November	11,864	11,123
December	13,499	12,776
January	14,928	14,155
February	16,575	16,624
March	18,215	18,493
April	19,114	19,198
May	19,116	19,197
June	19,103	19,197

QUALITY

	Quantity	Base Number	Contract	AT	Region	England
% of FP17s for the same patient ID Re-attending within 3 months - Children	49	1,599	3.1%	10.0%	11.5%	11.9%
% of FP17s for the same patient ID Re-attending within 3 months - Adults	1,197	8,652	13.8%	14.6%	15.9%	16.0%
% of FP17s for the same patient ID Re-attending between 3 & 9 months - Children	1,190	1,599	74.4%	59.5%	60.6%	58.3%
% of FP17s for the same patient ID Re-attending between 3 & 9 months - Adults	4,339	8,652	50.2%	50.4%	51.6%	50.3%
% of FP17s for Band 1 Urgent Courses	415	10,165	4.1%	10.1%	9.5%	9.1%
% of FP17s Relating to Free Repair or Replacements	185	10,165	1.8%	0.9%	0.7%	0.8%
% of FP17s Relating to Continuations	272	10,165	2.7%	1.1%	1.0%	1.0%
% of Patients satisfied with the dentistry they have received	11	12	91.7%	92.0%	92.0%	91.5%
% of Patients satisfied with the time they had to wait for an appointment	12	12	100.0%	85.9%	88.1%	87.9%

* This is based on patients treated on this contract for their most recent course of treatment. Figures in italics indicate the base number of FP17s or Patient Questionnaire responses are less than 100. N/A is shown where the base number of responses is less than 10 during the period. % is calculated as Quantity/Base number*100

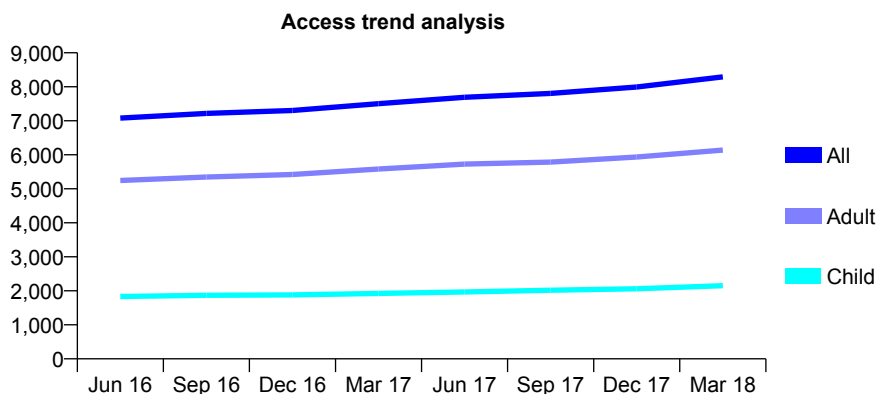
Q66 - Vital Signs At a Glance Contract Report for 170909/0001 - Year end March 2018

Name or company name	Larkham House Dental Practice Limited
Contract type name	GDS Contract
Purpose of contract	General
Contract start date	06/01/2014
Contract end date	

17/18 Contracted general activity (UDA)	28,338
Carry forward general activity (UDA)	-12
17/18 Contracted orthodontic activity (UOA)	0
Carry forward orthodontic activity (UOA)	0
Baseline contract value	£729,662.26

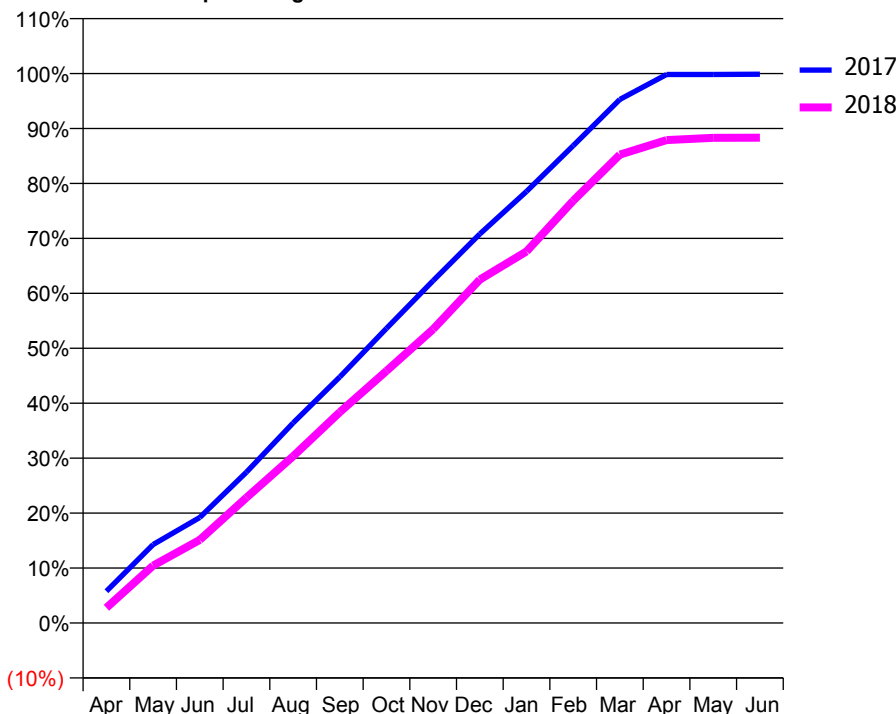
ACCESS*

Patients seen in 24 months	Total	Change since previous quarter
Quarter ending March 2017	7,504	
Quarter ending June 2017	7,693	↑
Quarter ending September 2017	7,807	→
Quarter ending December 2017	7,993	↑
Quarter ending March 2018	8,292	↑
Variance since March 2017	10.5%	↑



ACTIVITY

Cumulative percentage of contracted UDA delivered 2017 & 2018



Month	Adjusted Scheduled Activity (UDA)	
	2017	2018
April	1,469	784
May	3,617	2,957
June	4,867	4,288
July	6,959	6,468
August	9,227	8,598
September	11,350	10,873
October	13,588	13,004
November	15,788	15,153
December	17,937	17,712
January	19,902	19,159
February	22,012	21,778
March	24,140	24,152
April	25,291	24,902
May	25,293	25,024
June	25,302	25,025

QUALITY

	Quantity	Base Number	Contract	AT	Region	England
% of FP17s for the same patient ID Re-attending within 3 months - Children	237	3,533	6.7%	10.0%	11.5%	11.9%
% of FP17s for the same patient ID Re-attending within 3 months - Adults	1,479	9,746	15.2%	14.6%	15.9%	16.0%
% of FP17s for the same patient ID Re-attending between 3 & 9 months - Children	2,388	3,533	67.6%	59.5%	60.6%	58.3%
% of FP17s for the same patient ID Re-attending between 3 & 9 months - Adults	6,122	9,746	62.8%	50.4%	51.6%	50.3%
% of FP17s for Band 1 Urgent Courses	1,025	13,081	7.8%	10.1%	9.5%	9.1%
% of FP17s Relating to Free Repair or Replacements	140	13,081	1.1%	0.9%	0.7%	0.8%
% of FP17s Relating to Continuations	330	13,081	2.5%	1.1%	1.0%	1.0%
% of Patients satisfied with the dentistry they have received	13	14	92.9%	92.0%	92.0%	91.5%
% of Patients satisfied with the time they had to wait for an appointment	11	14	78.6%	85.9%	88.1%	87.9%

* This is based on patients treated on this contract for their most recent course of treatment. Figures in italics indicate the base number of FP17s or Patient Questionnaire responses are less than 100. N/A is shown where the base number of responses is less than 10 during the period. % is calculated as Quantity/Base number*100

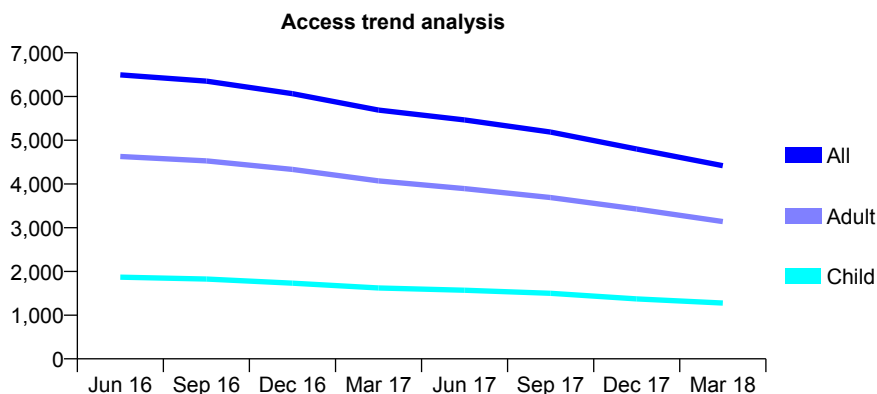
Q66 - Vital Signs At a Glance Contract Report for 172146/0001 - Year end March 2018

Name or company name	Westpark Dental Practice Limited
Contract type name	GDS Contract
Purpose of contract	General
Contract start date	01/04/2011
Contract end date	

17/18 Contracted general activity (UDA)	9,668
Carry forward general activity (UDA)	0
17/18 Contracted orthodontic activity (UOA)	0
Carry forward orthodontic activity (UOA)	0
Baseline contract value	£223,842.06

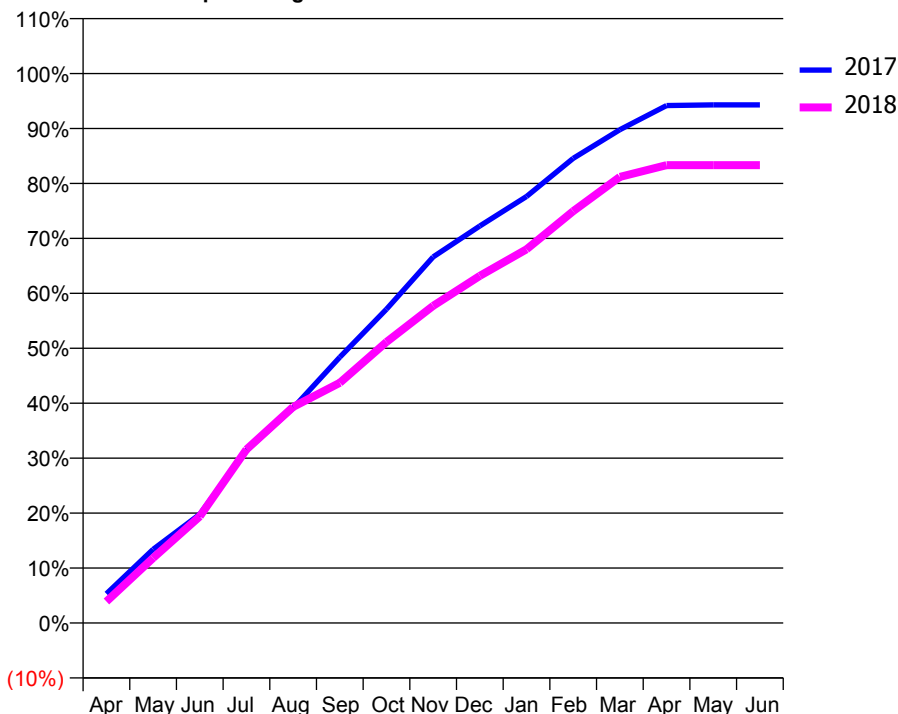
ACCESS*

Patients seen in 24 months	Total	Change since previous quarter
Quarter ending March 2017	5,691	
Quarter ending June 2017	5,464	↓
Quarter ending September 2017	5,188	↓
Quarter ending December 2017	4,800	↓
Quarter ending March 2018	4,417	↓
Variance since March 2017	(22.4%)	↓



ACTIVITY

Cumulative percentage of contracted UDA delivered 2017 & 2018



Month	Adjusted Scheduled Activity (UDA)	
	2017	2018
April	720	379
May	1,810	1,145
June	2,672	1,876
July	4,240	3,053
August	5,281	3,802
September	6,530	4,225
October	7,709	4,945
November	8,992	5,580
December	9,751	6,109
January	10,477	6,575
February	11,414	7,246
March	12,118	7,849
April	12,710	8,056
May	12,725	8,056
June	12,725	8,056

QUALITY

	Quantity	Base Number	Contract	AT	Region	England
% of FP17s for the same patient ID Re-attending within 3 months - Children	57	1,053	5.4%	10.0%	11.5%	11.9%
% of FP17s for the same patient ID Re-attending within 3 months - Adults	370	2,578	14.4%	14.6%	15.9%	16.0%
% of FP17s for the same patient ID Re-attending between 3 & 9 months - Children	366	1,053	34.8%	59.5%	60.6%	58.3%
% of FP17s for the same patient ID Re-attending between 3 & 9 months - Adults	1,061	2,578	41.2%	50.4%	51.6%	50.3%
% of FP17s for Band 1 Urgent Courses	253	3,443	7.3%	10.1%	9.5%	9.1%
% of FP17s Relating to Free Repair or Replacements	33	3,443	1.0%	0.9%	0.7%	0.8%
% of FP17s Relating to Continuations	74	3,443	2.1%	1.1%	1.0%	1.0%
% of Patients satisfied with the dentistry they have received	2	3	N/A	92.0%	92.0%	91.5%
% of Patients satisfied with the time they had to wait for an appointment	1	3	N/A	85.9%	88.1%	87.9%

* This is based on patients treated on this contract for their most recent course of treatment. Figures in italics indicate the base number of FP17s or Patient Questionnaire responses are less than 100. N/A is shown where the base number of responses is less than 10 during the period. % is calculated as Quantity/Base number*100

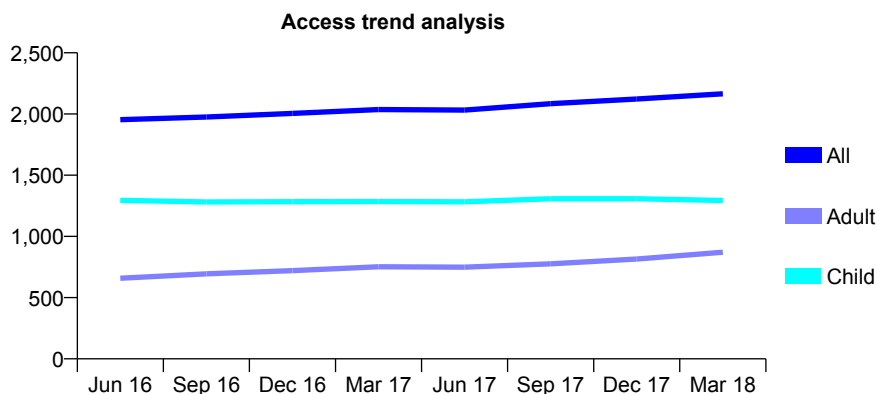
Q66 - Vital Signs At a Glance Contract Report for 174033/0001 - Year end March 2018

Name or company name	El-Nashar Dental Care Ltd
Contract type name	GDS Contract
Purpose of contract	General
Contract start date	01/01/2008
Contract end date	

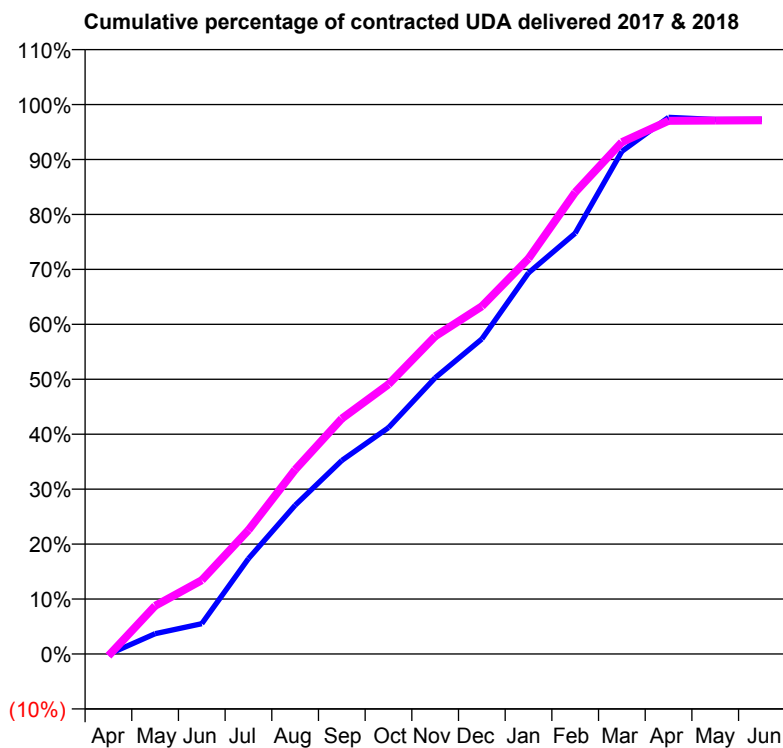
17/18 Contracted general activity (UDA)	7,000
Carry forward general activity (UDA)	189
17/18 Contracted orthodontic activity (UOA)	0
Carry forward orthodontic activity (UOA)	0
Baseline contract value	£232,450.69

ACCESS*

Patients seen in 24 months	Total	Change since previous quarter
Quarter ending March 2017	2,037	
Quarter ending June 2017	2,032	→
Quarter ending September 2017	2,084	↑
Quarter ending December 2017	2,123	→
Quarter ending March 2018	2,165	→
Variance since March 2017	6.3%	↑



ACTIVITY



Month	Adjusted Scheduled Activity (UDA)	
	2017	2018
April	-6	-24
May	260	615
June	387	941
July	1,216	1,579
August	1,896	2,349
September	2,465	2,998
October	2,883	3,436
November	3,519	4,046
December	4,013	4,429
January	4,856	5,038
February	5,360	5,882
March	6,404	6,521
April	6,836	6,792
May	6,810	6,795
June	6,811	6,799

QUALITY

	Quantity	Base Number	Contract	AT	Region	England
% of FP17s for the same patient ID Re-attending within 3 months - Children	269	2,650	10.2%	10.0%	11.5%	11.9%
% of FP17s for the same patient ID Re-attending within 3 months - Adults	206	1,282	16.1%	14.6%	15.9%	16.0%
% of FP17s for the same patient ID Re-attending between 3 & 9 months - Children	1,946	2,650	73.4%	59.5%	60.6%	58.3%
% of FP17s for the same patient ID Re-attending between 3 & 9 months - Adults	770	1,282	60.1%	50.4%	51.6%	50.3%
% of FP17s for Band 1 Urgent Courses	282	3,928	7.2%	10.1%	9.5%	9.1%
% of FP17s Relating to Free Repair or Replacements	13	3,928	0.3%	0.9%	0.7%	0.8%
% of FP17s Relating to Continuations	9	3,928	0.2%	1.1%	1.0%	1.0%
% of Patients satisfied with the dentistry they have received	2	2	N/A	92.0%	92.0%	91.5%
% of Patients satisfied with the time they had to wait for an appointment	2	2	N/A	85.9%	88.1%	87.9%

* This is based on patients treated on this contract for their most recent course of treatment. Figures in italics indicate the base number of FP17s or Patient Questionnaire responses are less than 100. N/A is shown where the base number of responses is less than 10 during the period. % is calculated as Quantity/Base number*100

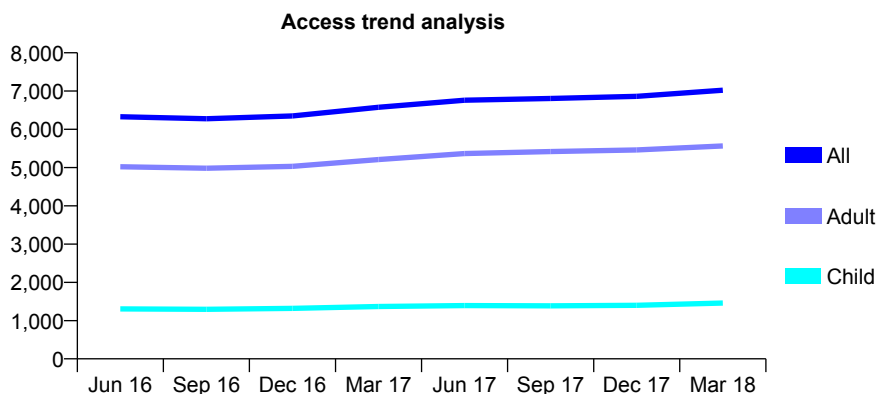
Q66 - Vital Signs At a Glance Contract Report for 174068/0001 - Year end March 2018

Name or company name	The Treatment Centre Limited
Contract type name	GDS Contract
Purpose of contract	General
Contract start date	06/04/2012
Contract end date	

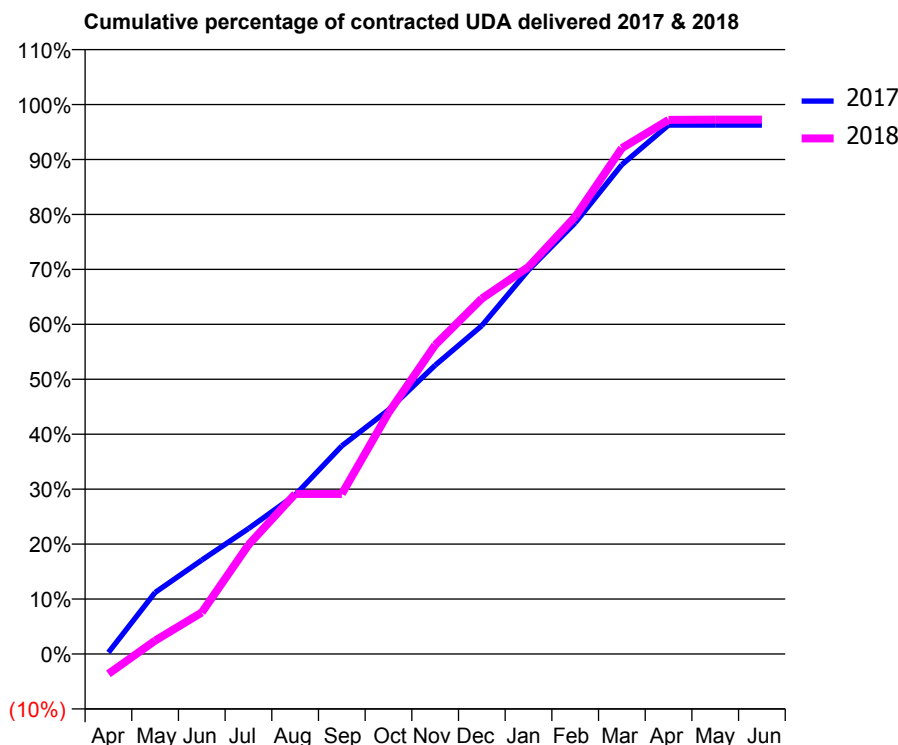
17/18 Contracted general activity (UDA)	16,562
Carry forward general activity (UDA)	601
17/18 Contracted orthodontic activity (UOA)	0
Carry forward orthodontic activity (UOA)	0
Baseline contract value	£437,013.93

ACCESS*

Patients seen in 24 months	Total	Change since previous quarter
Quarter ending March 2017	6,577	
Quarter ending June 2017	6,760	↑
Quarter ending September 2017	6,806	→
Quarter ending December 2017	6,863	→
Quarter ending March 2018	7,022	↑
Variance since March 2017	6.8%	↑



ACTIVITY



Month	Adjusted Scheduled Activity (UDA)	
	2017	2018
April	43	-601
May	1,799	404
June	2,745	1,253
July	3,664	3,289
August	4,648	4,823
September	6,082	4,823
October	7,135	7,267
November	8,439	9,313
December	9,599	10,714
January	11,223	11,668
February	12,604	13,180
March	14,303	15,246
April	15,461	16,097
May	15,461	16,106
June	15,461	16,106

QUALITY

	Quantity	Base Number	Contract	AT	Region	England
% of FP17s for the same patient ID Re-attending within 3 months - Children	71	1,915	3.7%	10.0%	11.5%	11.9%
% of FP17s for the same patient ID Re-attending within 3 months - Adults	732	7,878	9.3%	14.6%	15.9%	16.0%
% of FP17s for the same patient ID Re-attending between 3 & 9 months - Children	815	1,915	42.6%	59.5%	60.6%	58.3%
% of FP17s for the same patient ID Re-attending between 3 & 9 months - Adults	3,630	7,878	46.1%	50.4%	51.6%	50.3%
% of FP17s for Band 1 Urgent Courses	587	9,156	6.4%	10.1%	9.5%	9.1%
% of FP17s Relating to Free Repair or Replacements	199	9,156	2.2%	0.9%	0.7%	0.8%
% of FP17s Relating to Continuations	66	9,156	0.7%	1.1%	1.0%	1.0%
% of Patients satisfied with the dentistry they have received	9	10	90.0%	92.0%	92.0%	91.5%
% of Patients satisfied with the time they had to wait for an appointment	10	10	100.0%	85.9%	88.1%	87.9%

* This is based on patients treated on this contract for their most recent course of treatment. Figures in italics indicate the base number of FP17s or Patient Questionnaire responses are less than 100. N/A is shown where the base number of responses is less than 10 during the period. % is calculated as Quantity/Base number*100

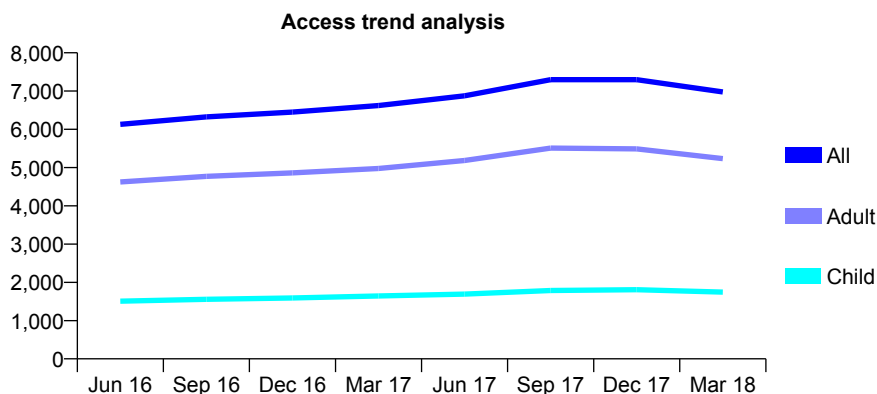
Q66 - Vital Signs At a Glance Contract Report for 174807/0001 - Year end March 2018

Name or company name	Smile Care Paignton Ltd
Contract type name	PDS Plus Contract
Purpose of contract	General
Contract start date	23/07/2012
Contract end date	31/03/2020

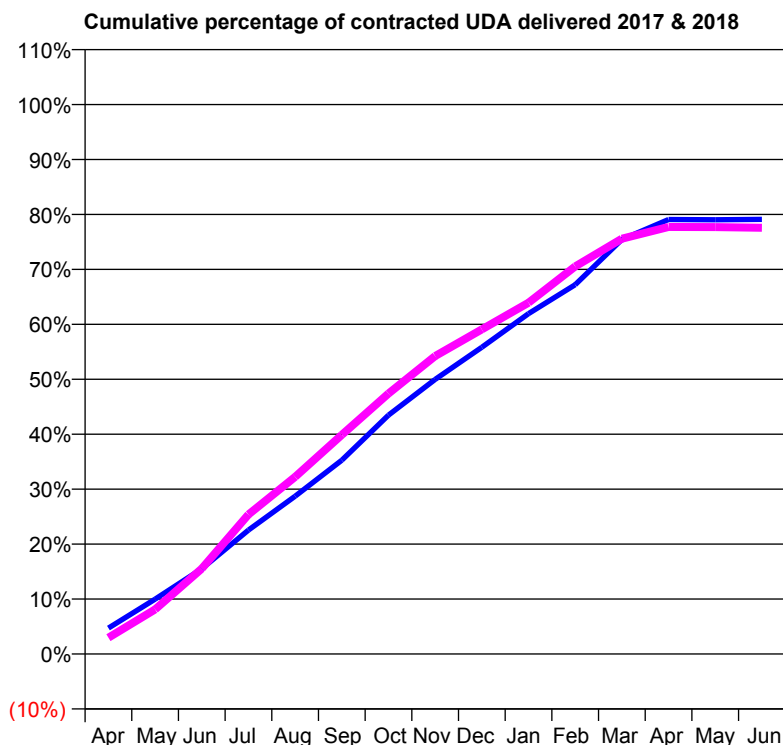
17/18 Contracted general activity (UDA)	22,000
Carry forward general activity (UDA)	0
17/18 Contracted orthodontic activity (UOA)	0
Carry forward orthodontic activity (UOA)	0
Baseline contract value	£331,343.74

ACCESS*

Patients seen in 24 months	Total	Change since previous quarter
Quarter ending March 2017	6,622	
Quarter ending June 2017	6,877	↑
Quarter ending September 2017	7,297	↑
Quarter ending December 2017	7,298	→
Quarter ending March 2018	6,976	↓
Variance since March 2017	5.3%	↑



ACTIVITY



Month	Adjusted Scheduled Activity (UDA)	
	2017	2018
April	1,040	652
May	2,196	1,786
June	3,414	3,421
July	4,964	5,589
August	6,321	7,090
September	7,762	8,774
October	9,564	10,431
November	10,997	11,927
December	12,284	12,997
January	13,629	14,067
February	14,784	15,516
March	16,596	16,627
April	17,394	17,097
May	17,388	17,092
June	17,401	17,065

QUALITY

	Quantity	Base Number	Contract	AT	Region	England
% of FP17s for the same patient ID Re-attending within 3 months - Children	158	2,056	7.7%	10.0%	11.5%	11.9%
% of FP17s for the same patient ID Re-attending within 3 months - Adults	1,037	6,504	15.9%	14.6%	15.9%	16.0%
% of FP17s for the same patient ID Re-attending between 3 & 9 months - Children	835	2,056	40.6%	59.5%	60.6%	58.3%
% of FP17s for the same patient ID Re-attending between 3 & 9 months - Adults	2,538	6,504	39.0%	50.4%	51.6%	50.3%
% of FP17s for Band 1 Urgent Courses	1,132	8,418	13.4%	10.1%	9.5%	9.1%
% of FP17s Relating to Free Repair or Replacements	72	8,418	0.9%	0.9%	0.7%	0.8%
% of FP17s Relating to Continuations	185	8,418	2.2%	1.1%	1.0%	1.0%
% of Patients satisfied with the dentistry they have received	7	7	N/A	92.0%	92.0%	91.5%
% of Patients satisfied with the time they had to wait for an appointment	7	7	N/A	85.9%	88.1%	87.9%

* This is based on patients treated on this contract for their most recent course of treatment. Figures in italics indicate the base number of FP17s or Patient Questionnaire responses are less than 100. N/A is shown where the base number of responses is less than 10 during the period. % is calculated as Quantity/Base number*100

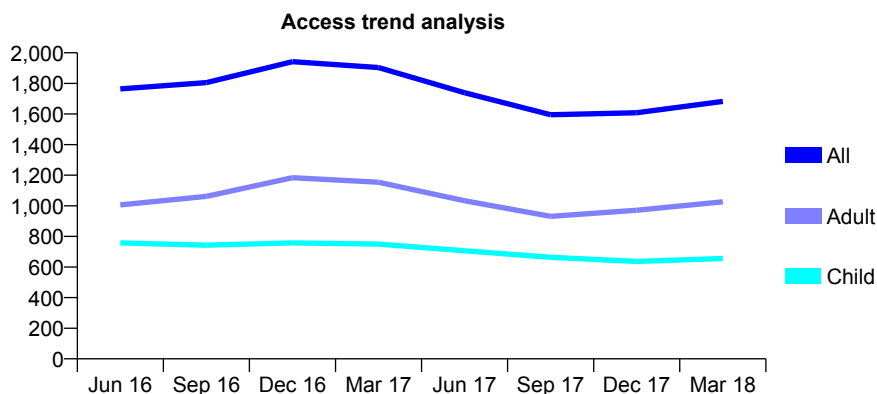
Q66 - Vital Signs At a Glance Contract Report for 174807/0002 - Year end March 2018

Name or company name	Smile Care Paignton Ltd
Contract type name	GDS Contract
Purpose of contract	General
Contract start date	05/11/2012
Contract end date	

17/18 Contracted general activity (UDA)	6,000
Carry forward general activity (UDA)	0
17/18 Contracted orthodontic activity (UOA)	0
Carry forward orthodontic activity (UOA)	0
Baseline contract value	£166,999.83

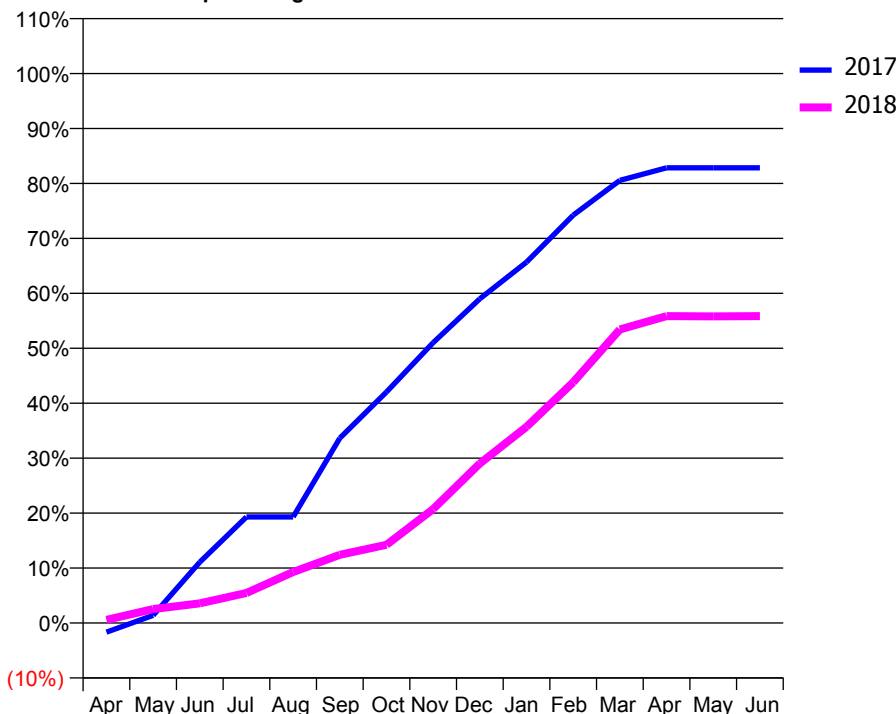
ACCESS*

Patients seen in 24 months	Total	Change since previous quarter
Quarter ending March 2017	1,904	
Quarter ending June 2017	1,739	↓
Quarter ending September 2017	1,595	↓
Quarter ending December 2017	1,608	→
Quarter ending March 2018	1,682	↑
Variance since March 2017	(11.7%)	↓



ACTIVITY

Cumulative percentage of contracted UDA delivered 2017 & 2018



Adjusted Scheduled Activity (UDA)

Month	2017	2018
April	-102	34
May	83	153
June	665	215
July	1,158	328
August	1,158	556
September	2,019	745
October	2,522	854
November	3,061	1,244
December	3,541	1,742
January	3,940	2,143
February	4,453	2,629
March	4,833	3,206
April	4,970	3,350
May	4,970	3,347
June	4,970	3,351

QUALITY

	Quantity	Base Number	Contract	AT	Region	England
% of FP17s for the same patient ID Re-attending within 3 months - Children	90	860	10.5%	10.0%	11.5%	11.9%
% of FP17s for the same patient ID Re-attending within 3 months - Adults	71	688	10.3%	14.6%	15.9%	16.0%
% of FP17s for the same patient ID Re-attending between 3 & 9 months - Children	488	860	56.7%	59.5%	60.6%	58.3%
% of FP17s for the same patient ID Re-attending between 3 & 9 months - Adults	68	688	9.9%	50.4%	51.6%	50.3%
% of FP17s for Band 1 Urgent Courses	147	1,571	9.4%	10.1%	9.5%	9.1%
% of FP17s Relating to Free Repair or Replacements	4	1,571	0.3%	0.9%	0.7%	0.8%
% of FP17s Relating to Continuations	2	1,571	0.1%	1.1%	1.0%	1.0%
% of Patients satisfied with the dentistry they have received	1	1	N/A	92.0%	92.0%	91.5%
% of Patients satisfied with the time they had to wait for an appointment	1	1	N/A	85.9%	88.1%	87.9%

* This is based on patients treated on this contract for their most recent course of treatment. Figures in italics indicate the base number of FP17s or Patient Questionnaire responses are less than 100. N/A is shown where the base number of responses is less than 10 during the period. % is calculated as Quantity/Base number*100

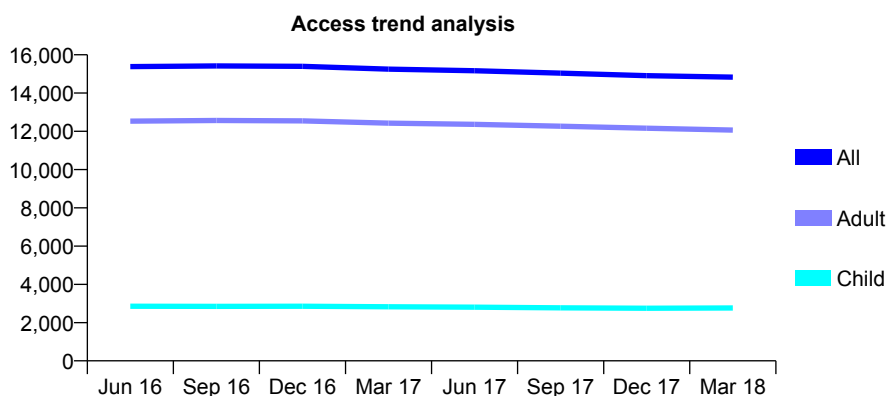
Q66 - Vital Signs At a Glance Contract Report for 175064/0001 - Year end March 2018

Name or company name	Milehouse Dental Care Ltd
Contract type name	GDS Contract
Purpose of contract	General
Contract start date	01/09/2012
Contract end date	

17/18 Contracted general activity (UDA)	40,396
Carry forward general activity (UDA)	-170
17/18 Contracted orthodontic activity (UOA)	0
Carry forward orthodontic activity (UOA)	0
Baseline contract value	£1,081,738.39

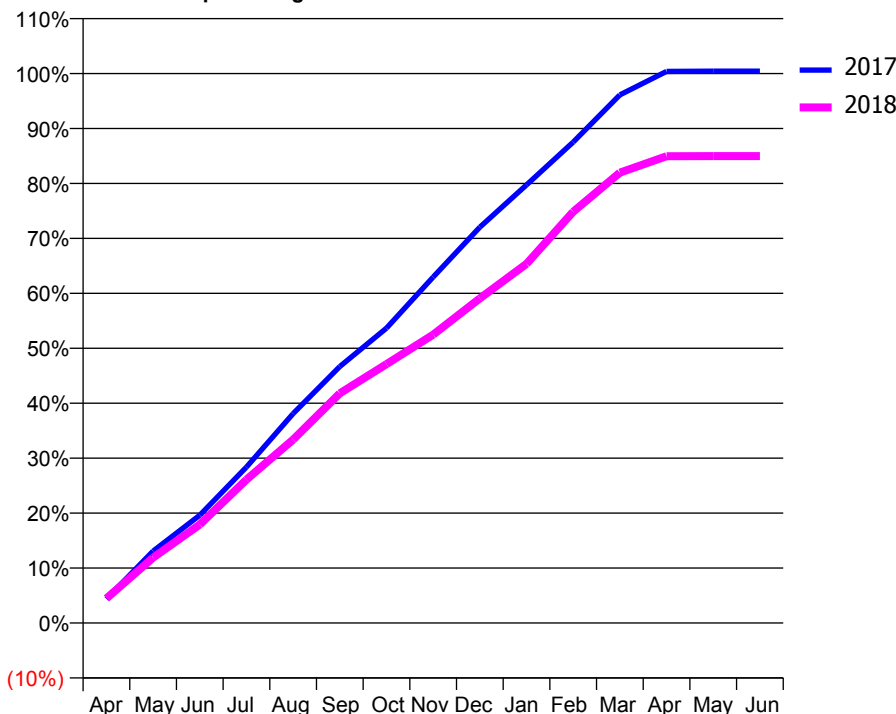
ACCESS*

Patients seen in 24 months	Total	Change since previous quarter
Quarter ending March 2017	15,251	
Quarter ending June 2017	15,170	→
Quarter ending September 2017	15,042	→
Quarter ending December 2017	14,908	→
Quarter ending March 2018	14,830	→
Variance since March 2017	(2.8%)	↓



ACTIVITY

Cumulative percentage of contracted UDA delivered 2017 & 2018



Month	Adjusted Scheduled Activity (UDA)	
	2017	2018
April	1,765	1,806
May	5,287	4,812
June	7,926	7,241
July	11,465	10,542
August	15,394	13,483
September	18,854	16,881
October	21,682	19,033
November	25,438	21,196
December	29,099	23,866
January	32,205	26,400
February	35,353	30,237
March	38,825	33,114
April	40,553	34,313
May	40,566	34,320
June	40,566	34,325

QUALITY

	Quantity	Base Number	Contract	AT	Region	England
% of FP17s for the same patient ID Re-attending within 3 months - Children	268	4,814	5.6%	10.0%	11.5%	11.9%
% of FP17s for the same patient ID Re-attending within 3 months - Adults	1,960	15,080	13.0%	14.6%	15.9%	16.0%
% of FP17s for the same patient ID Re-attending between 3 & 9 months - Children	3,626	4,814	75.3%	59.5%	60.6%	58.3%
% of FP17s for the same patient ID Re-attending between 3 & 9 months - Adults	4,526	15,080	30.0%	50.4%	51.6%	50.3%
% of FP17s for Band 1 Urgent Courses	1,593	19,687	8.1%	10.1%	9.5%	9.1%
% of FP17s Relating to Free Repair or Replacements	194	19,687	1.0%	0.9%	0.7%	0.8%
% of FP17s Relating to Continuations	166	19,687	0.8%	1.1%	1.0%	1.0%
% of Patients satisfied with the dentistry they have received	25	25	100.0%	92.0%	92.0%	91.5%
% of Patients satisfied with the time they had to wait for an appointment	22	25	88.0%	85.9%	88.1%	87.9%

* This is based on patients treated on this contract for their most recent course of treatment. Figures in italics indicate the base number of FP17s or Patient Questionnaire responses are less than 100. N/A is shown where the base number of responses is less than 10 during the period. % is calculated as Quantity/Base number*100

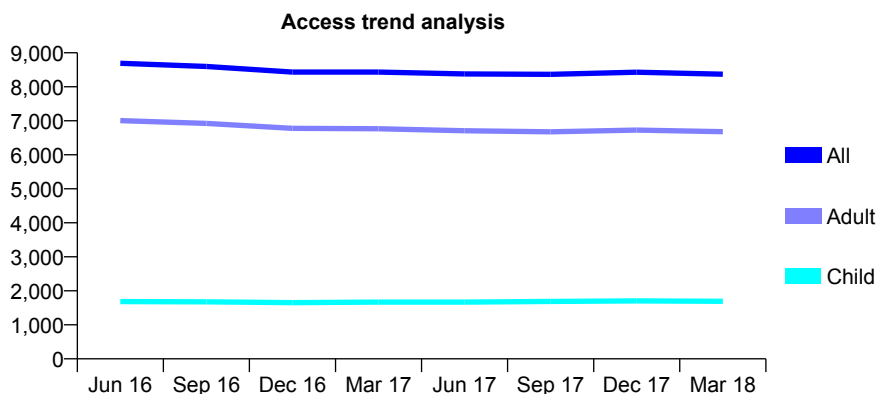
Q66 - Vital Signs At a Glance Contract Report for 175617/0001 - Year end March 2018

Name or company name	Mr J Nuttall & Dr T Hodges
Contract type name	GDS Contract
Purpose of contract	General
Contract start date	01/04/2014
Contract end date	

17/18 Contracted general activity (UDA)	21,000
Carry forward general activity (UDA)	143
17/18 Contracted orthodontic activity (UOA)	0
Carry forward orthodontic activity (UOA)	0
Baseline contract value	£536,239.70

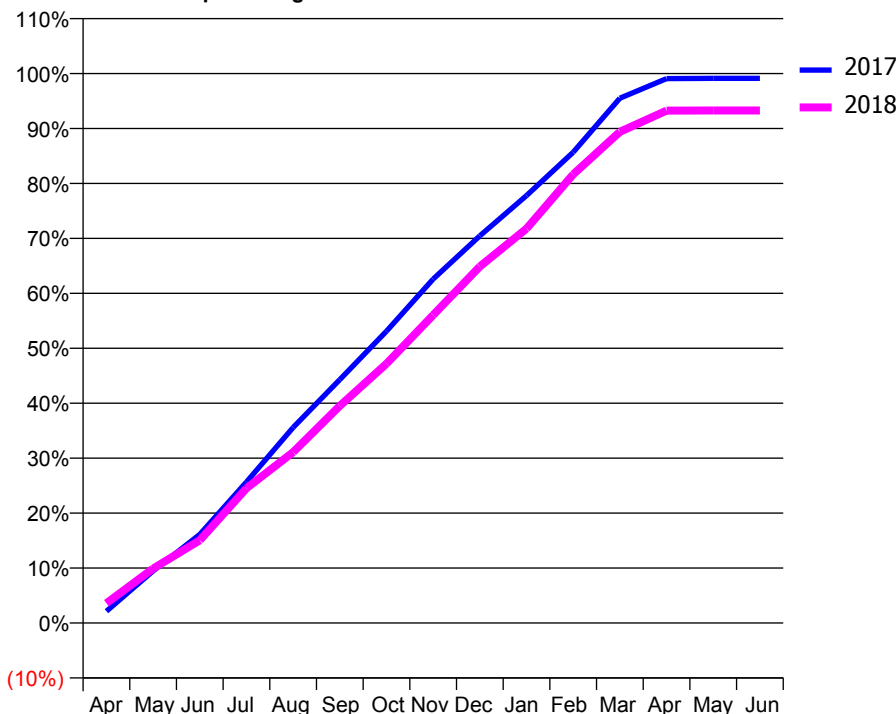
ACCESS*

Patients seen in 24 months	Total	Change since previous quarter
Quarter ending March 2017	8,435	
Quarter ending June 2017	8,377	→
Quarter ending September 2017	8,367	→
Quarter ending December 2017	8,429	→
Quarter ending March 2018	8,372	→
Variance since March 2017	(0.7%)	→



ACTIVITY

Cumulative percentage of contracted UDA delivered 2017 & 2018



Month	Adjusted Scheduled Activity (UDA)	
	2017	2018
April	453	757
May	1,991	2,084
June	3,388	3,161
July	5,391	5,147
August	7,474	6,533
September	9,301	8,301
October	11,154	9,907
November	13,146	11,771
December	14,796	13,624
January	16,334	15,073
February	17,991	17,148
March	20,056	18,772
April	20,807	19,581
May	20,817	19,588
June	20,817	19,589

QUALITY

	Quantity	Base Number	Contract	AT	Region	England
% of FP17s for the same patient ID Re-attending within 3 months - Children	115	2,365	4.9%	10.0%	11.5%	11.9%
% of FP17s for the same patient ID Re-attending within 3 months - Adults	1,508	9,466	15.9%	14.6%	15.9%	16.0%
% of FP17s for the same patient ID Re-attending between 3 & 9 months - Children	1,434	2,365	60.6%	59.5%	60.6%	58.3%
% of FP17s for the same patient ID Re-attending between 3 & 9 months - Adults	4,653	9,466	49.2%	50.4%	51.6%	50.3%
% of FP17s for Band 1 Urgent Courses	951	10,015	9.5%	10.1%	9.5%	9.1%
% of FP17s Relating to Free Repair or Replacements	53	10,015	0.5%	0.9%	0.7%	0.8%
% of FP17s Relating to Continuations	85	10,015	0.8%	1.1%	1.0%	1.0%
% of Patients satisfied with the dentistry they have received	11	12	91.7%	92.0%	92.0%	91.5%
% of Patients satisfied with the time they had to wait for an appointment	11	12	91.7%	85.9%	88.1%	87.9%

* This is based on patients treated on this contract for their most recent course of treatment. Figures in italics indicate the base number of FP17s or Patient Questionnaire responses are less than 100. N/A is shown where the base number of responses is less than 10 during the period. % is calculated as Quantity/Base number*100

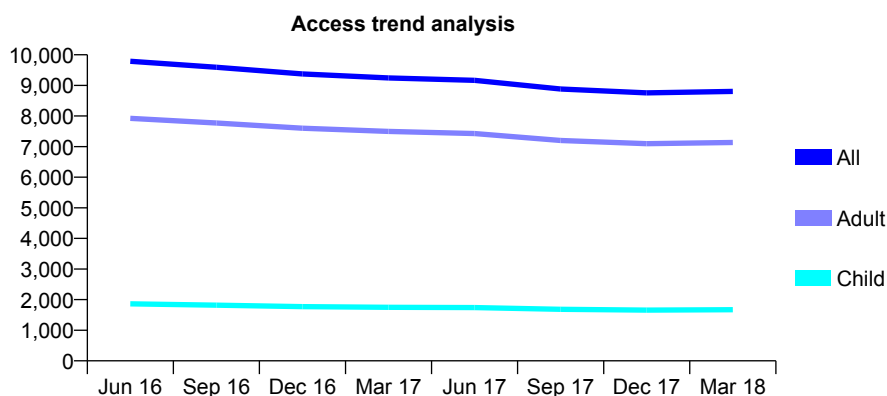
Q66 - Vital Signs At a Glance Contract Report for 175986/0001 - Year end March 2018

Name or company name	DEN DENTAL GROUP PRACTICE LLP
Contract type name	GDS Contract
Purpose of contract	General
Contract start date	01/06/2011
Contract end date	

17/18 Contracted general activity (UDA)	26,014
Carry forward general activity (UDA)	139
17/18 Contracted orthodontic activity (UOA)	0
Carry forward orthodontic activity (UOA)	0
Baseline contract value	£829,773.23

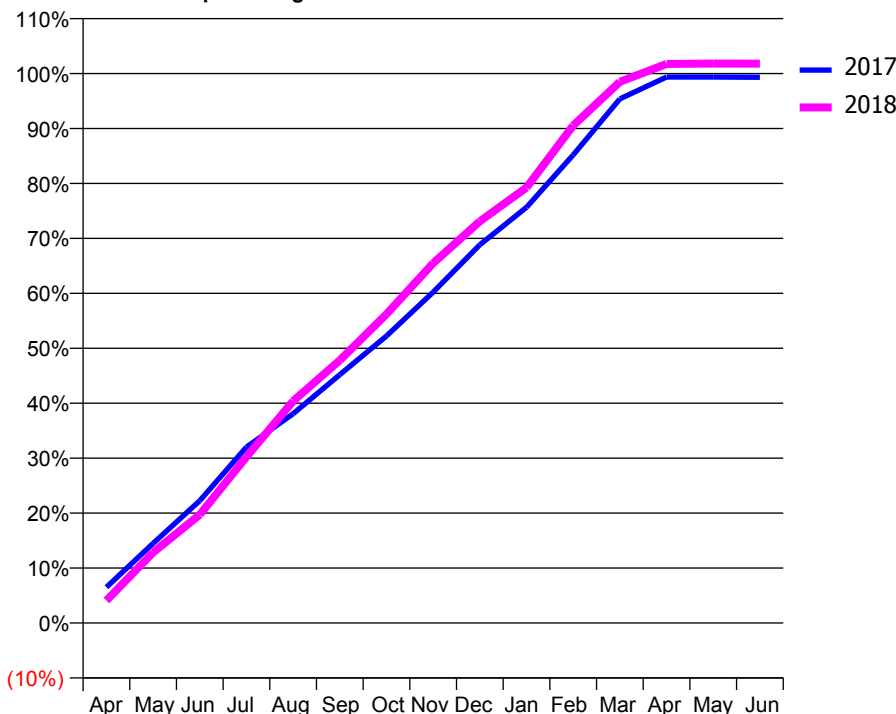
ACCESS*

Patients seen in 24 months	Total	Change since previous quarter
Quarter ending March 2017	9,243	
Quarter ending June 2017	9,164	→
Quarter ending September 2017	8,883	↓
Quarter ending December 2017	8,754	↓
Quarter ending March 2018	8,806	→
Variance since March 2017	(4.7%)	↓



ACTIVITY

Cumulative percentage of contracted UDA delivered 2017 & 2018



Month	Adjusted Scheduled Activity (UDA)	
	2017	2018
April	1,695	1,066
May	3,770	3,344
June	5,789	5,127
July	8,329	7,869
August	9,910	10,509
September	11,761	12,440
October	13,591	14,622
November	15,662	17,037
December	17,904	19,016
January	19,680	20,616
February	22,163	23,552
March	24,809	25,620
April	25,849	26,467
May	25,849	26,483
June	25,834	26,480

QUALITY

	Quantity	Base Number	Contract	AT	Region	England
% of FP17s for the same patient ID Re-attending within 3 months - Children	113	2,520	4.5%	10.0%	11.5%	11.9%
% of FP17s for the same patient ID Re-attending within 3 months - Adults	1,343	10,465	12.8%	14.6%	15.9%	16.0%
% of FP17s for the same patient ID Re-attending between 3 & 9 months - Children	1,533	2,520	60.8%	59.5%	60.6%	58.3%
% of FP17s for the same patient ID Re-attending between 3 & 9 months - Adults	5,892	10,465	56.3%	50.4%	51.6%	50.3%
% of FP17s for Band 1 Urgent Courses	920	12,940	7.1%	10.1%	9.5%	9.1%
% of FP17s Relating to Free Repair or Replacements	147	12,940	1.1%	0.9%	0.7%	0.8%
% of FP17s Relating to Continuations	98	12,940	0.8%	1.1%	1.0%	1.0%
% of Patients satisfied with the dentistry they have received	22	23	95.7%	92.0%	92.0%	91.5%
% of Patients satisfied with the time they had to wait for an appointment	20	23	87.0%	85.9%	88.1%	87.9%

* This is based on patients treated on this contract for their most recent course of treatment. Figures in italics indicate the base number of FP17s or Patient Questionnaire responses are less than 100. N/A is shown where the base number of responses is less than 10 during the period. % is calculated as Quantity/Base number*100

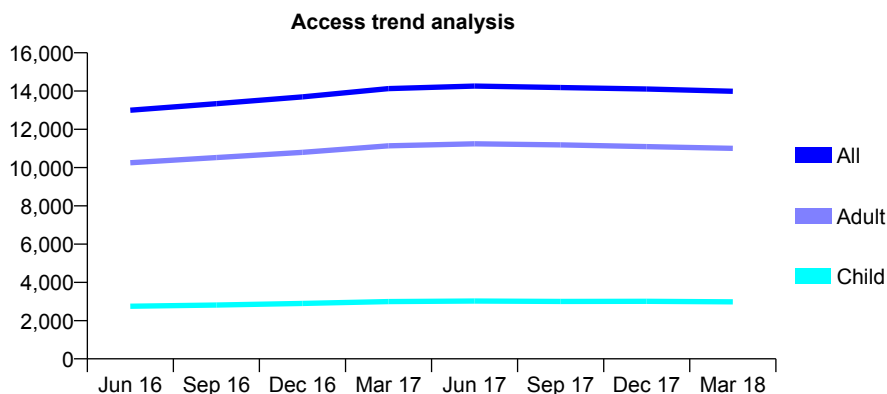
Q66 - Vital Signs At a Glance Contract Report for 175986/0002 - Year end March 2018

Name or company name	DEN DENTAL GROUP PRACTICE LLP
Contract type name	GDS Contract
Purpose of contract	General
Contract start date	01/06/2011
Contract end date	

17/18 Contracted general activity (UDA)	34,870
Carry forward general activity (UDA)	801
17/18 Contracted orthodontic activity (UOA)	0
Carry forward orthodontic activity (UOA)	0
Baseline contract value	£1,072,028.51

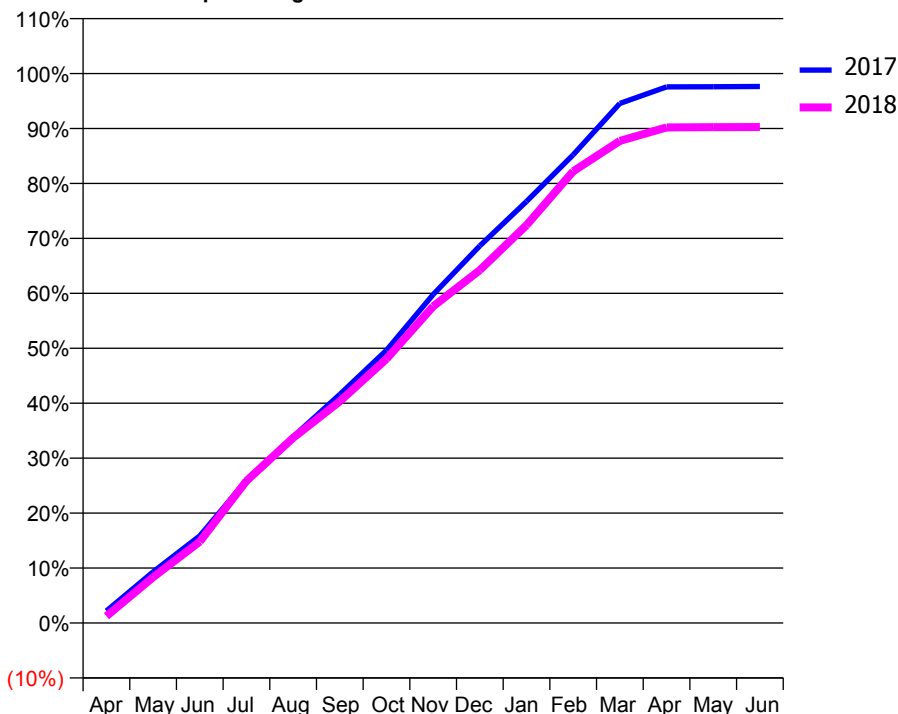
ACCESS*

Patients seen in 24 months	Total	Change since previous quarter
Quarter ending March 2017	14,129	
Quarter ending June 2017	14,260	→
Quarter ending September 2017	14,187	→
Quarter ending December 2017	14,107	→
Quarter ending March 2018	13,986	→
Variance since March 2017	(1.0%)	↓



ACTIVITY

Cumulative percentage of contracted UDA delivered 2017 & 2018



Month	Adjusted Scheduled Activity (UDA)	
	2017	2018
April	767	440
May	3,243	2,909
June	5,534	5,166
July	9,048	9,014
August	11,820	11,752
September	14,505	14,068
October	17,306	16,762
November	20,850	20,092
December	23,937	22,398
January	26,755	25,242
February	29,718	28,669
March	32,972	30,596
April	34,019	31,451
May	34,033	31,463
June	34,049	31,470

QUALITY

	Quantity	Base Number	Contract	AT	Region	England
% of FP17s for the same patient ID Re-attending within 3 months - Children	251	3,886	6.5%	10.0%	11.5%	11.9%
% of FP17s for the same patient ID Re-attending within 3 months - Adults	2,219	14,655	15.1%	14.6%	15.9%	16.0%
% of FP17s for the same patient ID Re-attending between 3 & 9 months - Children	1,829	3,886	47.1%	59.5%	60.6%	58.3%
% of FP17s for the same patient ID Re-attending between 3 & 9 months - Adults	6,762	14,655	46.1%	50.4%	51.6%	50.3%
% of FP17s for Band 1 Urgent Courses	1,957	18,474	10.6%	10.1%	9.5%	9.1%
% of FP17s Relating to Free Repair or Replacements	284	18,474	1.5%	0.9%	0.7%	0.8%
% of FP17s Relating to Continuations	138	18,474	0.7%	1.1%	1.0%	1.0%
% of Patients satisfied with the dentistry they have received	18	19	94.7%	92.0%	92.0%	91.5%
% of Patients satisfied with the time they had to wait for an appointment	14	19	73.7%	85.9%	88.1%	87.9%

* This is based on patients treated on this contract for their most recent course of treatment. Figures in italics indicate the base number of FP17s or Patient Questionnaire responses are less than 100. N/A is shown where the base number of responses is less than 10 during the period. % is calculated as Quantity/Base number*100

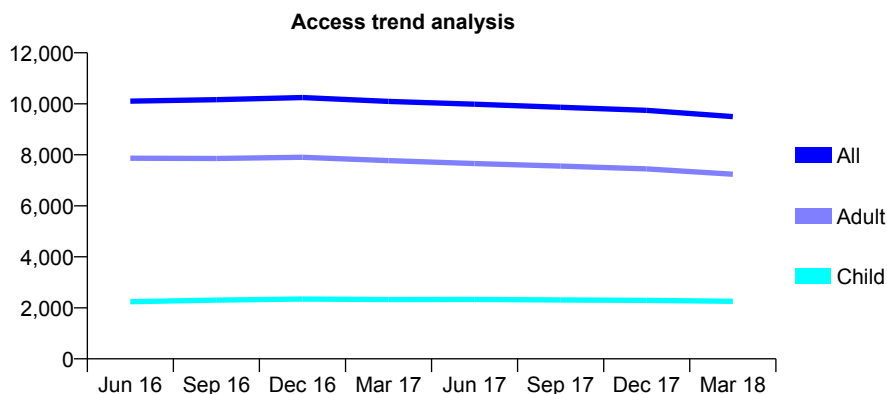
Q66 - Vital Signs At a Glance Contract Report for 175986/0004 - Year end March 2018

Name or company name	DEN DENTAL GROUP PRACTICE LLP
Contract type name	GDS Contract
Purpose of contract	General
Contract start date	01/06/2011
Contract end date	

17/18 Contracted general activity (UDA)	28,374
Carry forward general activity (UDA)	0
17/18 Contracted orthodontic activity (UOA)	0
Carry forward orthodontic activity (UOA)	0
Baseline contract value	£784,888.69

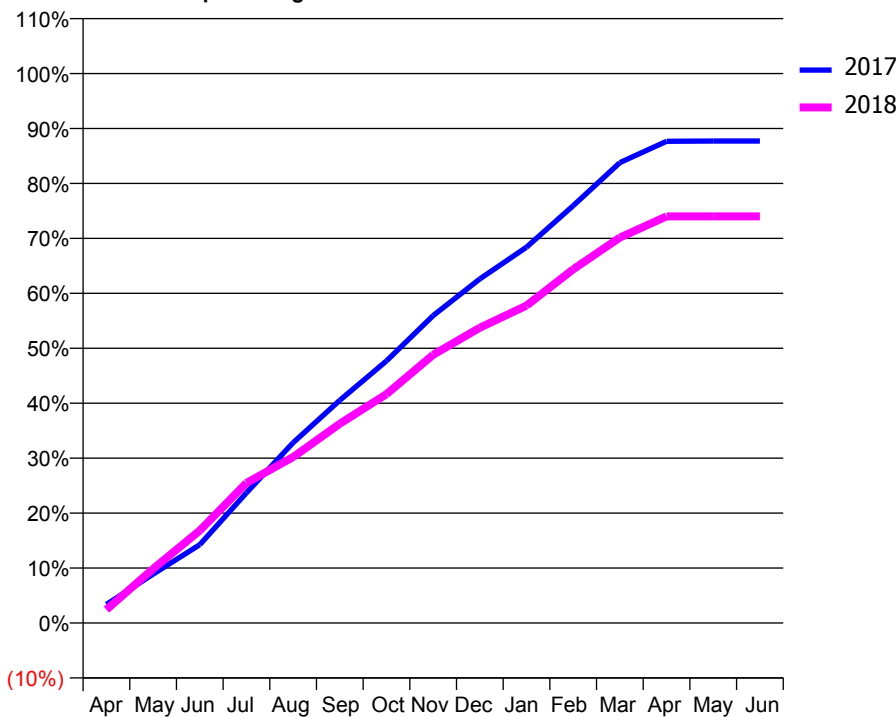
ACCESS*

Patients seen in 24 months	Total	Change since previous quarter
Quarter ending March 2017	10,096	
Quarter ending June 2017	9,985	↓
Quarter ending September 2017	9,863	↓
Quarter ending December 2017	9,745	↓
Quarter ending March 2018	9,497	↓
Variance since March 2017	(5.9%)	↓



ACTIVITY

Cumulative percentage of contracted UDA delivered 2017 & 2018



Month	Adjusted Scheduled Activity (UDA)	
	2017	2018
April	960	694
May	2,527	2,802
June	4,047	4,776
July	6,724	7,232
August	9,311	8,568
September	11,504	10,291
October	13,537	11,820
November	15,873	13,849
December	17,771	15,250
January	19,404	16,389
February	21,546	18,262
March	23,772	19,901
April	24,875	20,998
May	24,888	21,000
June	24,889	21,000

QUALITY

	Quantity	Base Number	Contract	AT	Region	England
% of FP17s for the same patient ID Re-attending within 3 months - Children	193	3,210	6.0%	10.0%	11.5%	11.9%
% of FP17s for the same patient ID Re-attending within 3 months - Adults	1,031	9,102	11.3%	14.6%	15.9%	16.0%
% of FP17s for the same patient ID Re-attending between 3 & 9 months - Children	2,061	3,210	64.2%	59.5%	60.6%	58.3%
% of FP17s for the same patient ID Re-attending between 3 & 9 months - Adults	5,226	9,102	57.4%	50.4%	51.6%	50.3%
% of FP17s for Band 1 Urgent Courses	1,157	12,315	9.4%	10.1%	9.5%	9.1%
% of FP17s Relating to Free Repair or Replacements	127	12,315	1.0%	0.9%	0.7%	0.8%
% of FP17s Relating to Continuations	82	12,315	0.7%	1.1%	1.0%	1.0%
% of Patients satisfied with the dentistry they have received	4	5	N/A	92.0%	92.0%	91.5%
% of Patients satisfied with the time they had to wait for an appointment	5	5	N/A	85.9%	88.1%	87.9%

* This is based on patients treated on this contract for their most recent course of treatment. Figures in italics indicate the base number of FP17s or Patient Questionnaire responses are less than 100. N/A is shown where the base number of responses is less than 10 during the period. % is calculated as Quantity/Base number*100

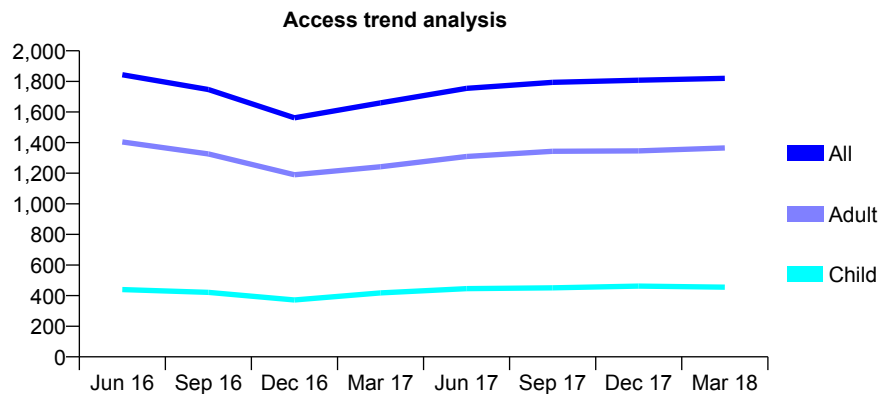
Q66 - Vital Signs At a Glance Contract Report for 175986/0005 - Year end March 2018

Name or company name	DEN DENTAL GROUP PRACTICE LLP
Contract type name	GDS Contract
Purpose of contract	General
Contract start date	01/06/2011
Contract end date	

17/18 Contracted general activity (UDA)	4,676
Carry forward general activity (UDA)	178
17/18 Contracted orthodontic activity (UOA)	0
Carry forward orthodontic activity (UOA)	0
Baseline contract value	£120,612.28

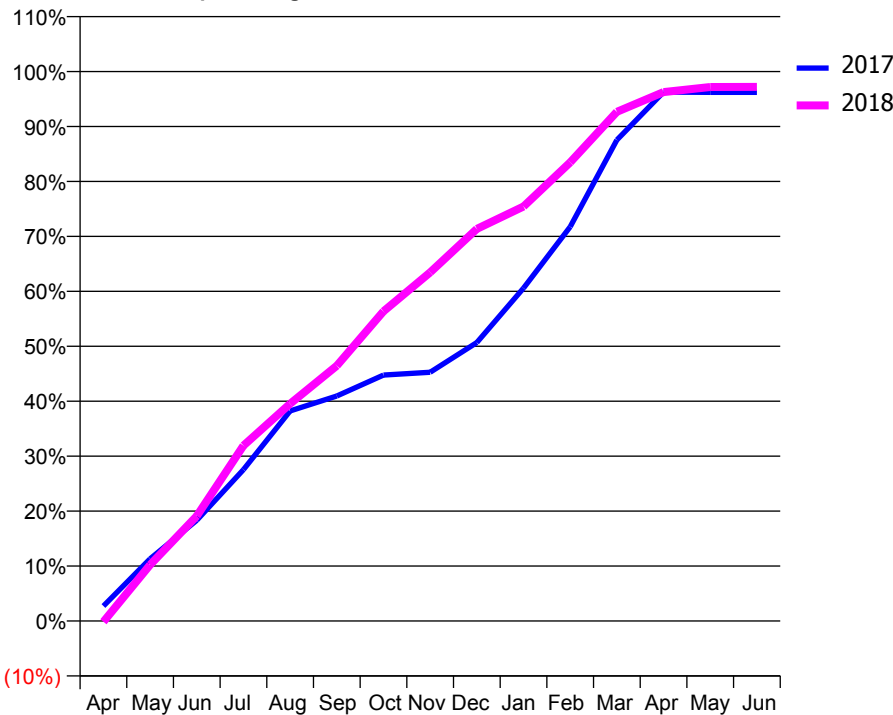
ACCESS*

Patients seen in 24 months	Total	Change since previous quarter
Quarter ending March 2017	1,660	
Quarter ending June 2017	1,755	↑
Quarter ending September 2017	1,794	↑
Quarter ending December 2017	1,808	→
Quarter ending March 2018	1,820	→
Variance since March 2017	9.6%	↑



ACTIVITY

Cumulative percentage of contracted UDA delivered 2017 & 2018



Month	Adjusted Scheduled Activity (UDA)	
	2017	2018
April	128	-8
May	530	479
June	857	894
July	1,289	1,492
August	1,788	1,849
September	1,915	2,173
October	2,093	2,635
November	2,117	2,966
December	2,370	3,337
January	2,833	3,527
February	3,355	3,903
March	4,094	4,333
April	4,501	4,501
May	4,498	4,544
June	4,498	4,545

QUALITY

	Quantity	Base Number	Contract	AT	Region	England
% of FP17s for the same patient ID Re-attending within 3 months - Children	47	663	7.1%	10.0%	11.5%	11.9%
% of FP17s for the same patient ID Re-attending within 3 months - Adults	185	1,780	10.4%	14.6%	15.9%	16.0%
% of FP17s for the same patient ID Re-attending between 3 & 9 months - Children	389	663	58.7%	59.5%	60.6%	58.3%
% of FP17s for the same patient ID Re-attending between 3 & 9 months - Adults	921	1,780	51.7%	50.4%	51.6%	50.3%
% of FP17s for Band 1 Urgent Courses	122	2,431	5.0%	10.1%	9.5%	9.1%
% of FP17s Relating to Free Repair or Replacements	43	2,431	1.8%	0.9%	0.7%	0.8%
% of FP17s Relating to Continuations	26	2,431	1.1%	1.1%	1.0%	1.0%
% of Patients satisfied with the dentistry they have received	3	3	N/A	92.0%	92.0%	91.5%
% of Patients satisfied with the time they had to wait for an appointment	3	3	N/A	85.9%	88.1%	87.9%

* This is based on patients treated on this contract for their most recent course of treatment. Figures in italics indicate the base number of FP17s or Patient Questionnaire responses are less than 100. N/A is shown where the base number of responses is less than 10 during the period. % is calculated as Quantity/Base number*100

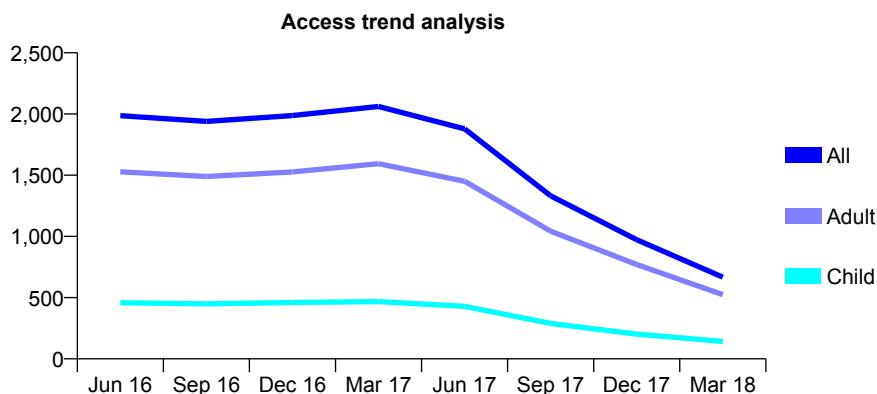
Q66 - Vital Signs At a Glance Contract Report for 175986/0006 - Year end March 2018

Name or company name	DEN DENTAL GROUP PRACTICE LLP
Contract type name	GDS Contract
Purpose of contract	General
Contract start date	01/06/2011
Contract end date	04/06/2017

17/18 Contracted general activity (UDA)	800
Carry forward general activity (UDA)	0
17/18 Contracted orthodontic activity (UOA)	0
Carry forward orthodontic activity (UOA)	0
Baseline contract value	£21,260.11

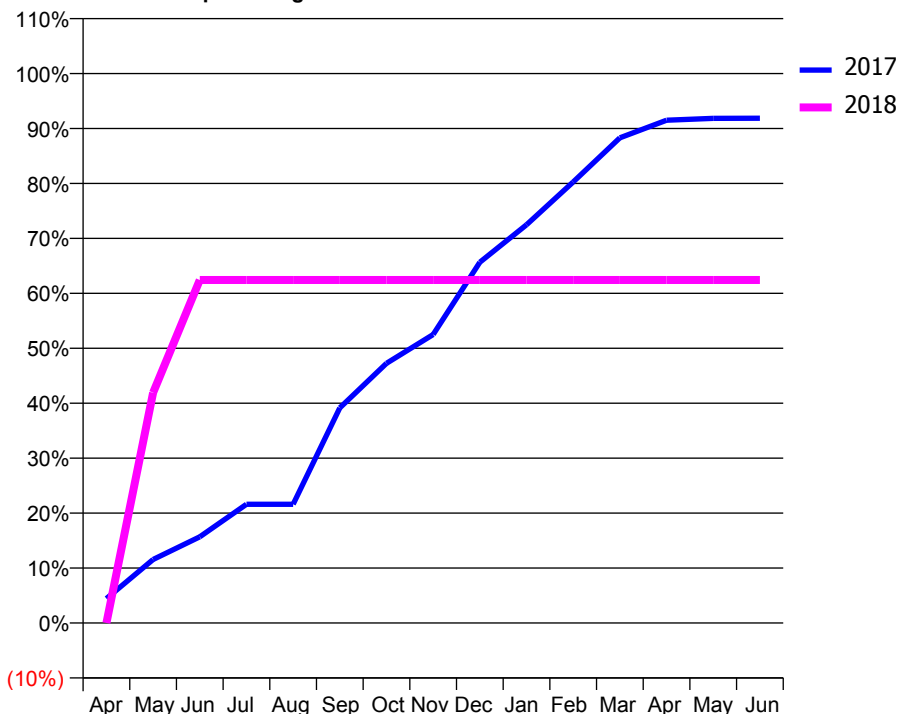
ACCESS*

Patients seen in 24 months	Total	Change since previous quarter
Quarter ending March 2017	2,062	
Quarter ending June 2017	1,879	↓
Quarter ending September 2017	1,332	↓
Quarter ending December 2017	973	↓
Quarter ending March 2018	667	↓
Variance since March 2017	(67.7%)	↓



ACTIVITY

Cumulative percentage of contracted UDA delivered 2017 & 2018



Month	Adjusted Scheduled Activity (UDA)	
	2017	2018
April	201	0
May	520	335
June	706	499
July	973	499
August	973	499
September	1,762	499
October	2,126	499
November	2,363	499
December	2,954	499
January	3,261	499
February	3,612	499
March	3,973	499
April	4,117	499
May	4,132	499
June	4,133	499

QUALITY

	Quantity	Base Number	Contract	AT	Region	England
% of FP17s for the same patient ID Re-attending within 3 months - Children	3	110	2.7%	10.0%	11.5%	11.9%
% of FP17s for the same patient ID Re-attending within 3 months - Adults	23	291	7.9%	14.6%	15.9%	16.0%
% of FP17s for the same patient ID Re-attending between 3 & 9 months - Children	63	110	57.3%	59.5%	60.6%	58.3%
% of FP17s for the same patient ID Re-attending between 3 & 9 months - Adults	172	291	59.1%	50.4%	51.6%	50.3%
% of FP17s for Band 1 Urgent Courses	22	300	7.3%	10.1%	9.5%	9.1%
% of FP17s Relating to Free Repair or Replacements	0	300	0.0%	0.9%	0.7%	0.8%
% of FP17s Relating to Continuations	0	300	0.0%	1.1%	1.0%	1.0%
% of Patients satisfied with the dentistry they have received	1	1	N/A	92.0%	92.0%	91.5%
% of Patients satisfied with the time they had to wait for an appointment	1	1	N/A	85.9%	88.1%	87.9%

* This is based on patients treated on this contract for their most recent course of treatment. Figures in italics indicate the base number of FP17s or Patient Questionnaire responses are less than 100. N/A is shown where the base number of responses is less than 10 during the period. % is calculated as Quantity/Base number*100

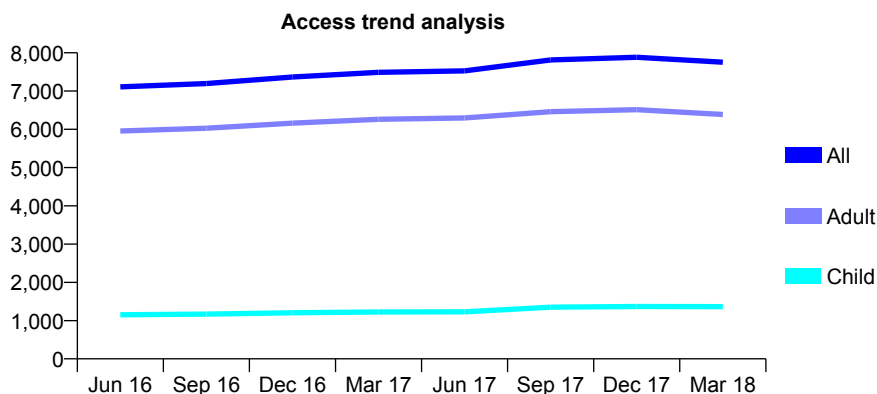
Q66 - Vital Signs At a Glance Contract Report for 175986/0007 - Year end March 2018

Name or company name	DEN DENTAL GROUP PRACTICE LLP
Contract type name	PDS Plus Contract
Purpose of contract	General
Contract start date	01/06/2011
Contract end date	30/06/2020

17/18 Contracted general activity (UDA)	24,000
Carry forward general activity (UDA)	175
17/18 Contracted orthodontic activity (UOA)	0
Carry forward orthodontic activity (UOA)	0
Baseline contract value	£352,741.13

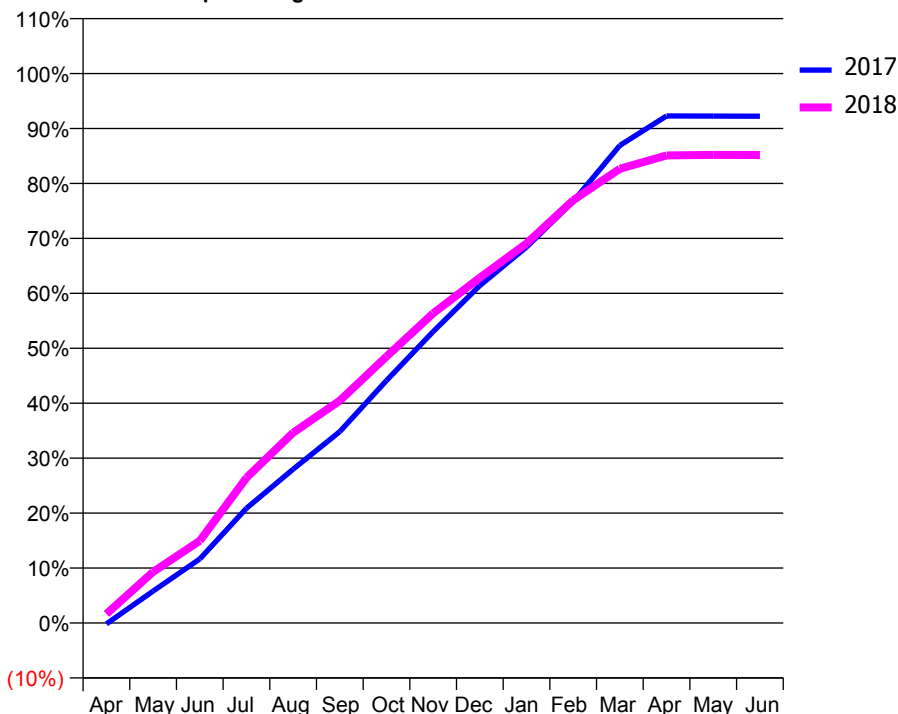
ACCESS*

Patients seen in 24 months	Total	Change since previous quarter
Quarter ending March 2017	7,488	
Quarter ending June 2017	7,526	→
Quarter ending September 2017	7,812	↑
Quarter ending December 2017	7,884	→
Quarter ending March 2018	7,753	↓
Variance since March 2017	3.5%	↑



ACTIVITY

Cumulative percentage of contracted UDA delivered 2017 & 2018



Month	Adjusted Scheduled Activity (UDA)	
	2017	2018
April	-45	397
May	1,397	2,234
June	2,799	3,592
July	5,012	6,347
August	6,721	8,313
September	8,358	9,710
October	10,589	11,639
November	12,726	13,524
December	14,738	15,080
January	16,422	16,578
February	18,413	18,463
March	20,860	19,839
April	22,144	20,423
May	22,137	20,445
June	22,135	20,440

QUALITY

	Quantity	Base Number	Contract	AT	Region	England
% of FP17s for the same patient ID Re-attending within 3 months - Children	136	1,889	7.2%	10.0%	11.5%	11.9%
% of FP17s for the same patient ID Re-attending within 3 months - Adults	1,366	9,027	15.1%	14.6%	15.9%	16.0%
% of FP17s for the same patient ID Re-attending between 3 & 9 months - Children	1,013	1,889	53.6%	59.5%	60.6%	58.3%
% of FP17s for the same patient ID Re-attending between 3 & 9 months - Adults	4,802	9,027	53.2%	50.4%	51.6%	50.3%
% of FP17s for Band 1 Urgent Courses	1,042	10,645	9.8%	10.1%	9.5%	9.1%
% of FP17s Relating to Free Repair or Replacements	157	10,645	1.5%	0.9%	0.7%	0.8%
% of FP17s Relating to Continuations	39	10,645	0.4%	1.1%	1.0%	1.0%
% of Patients satisfied with the dentistry they have received	10	11	90.9%	92.0%	92.0%	91.5%
% of Patients satisfied with the time they had to wait for an appointment	10	11	90.9%	85.9%	88.1%	87.9%

* This is based on patients treated on this contract for their most recent course of treatment. Figures in italics indicate the base number of FP17s or Patient Questionnaire responses are less than 100. N/A is shown where the base number of responses is less than 10 during the period. % is calculated as Quantity/Base number*100

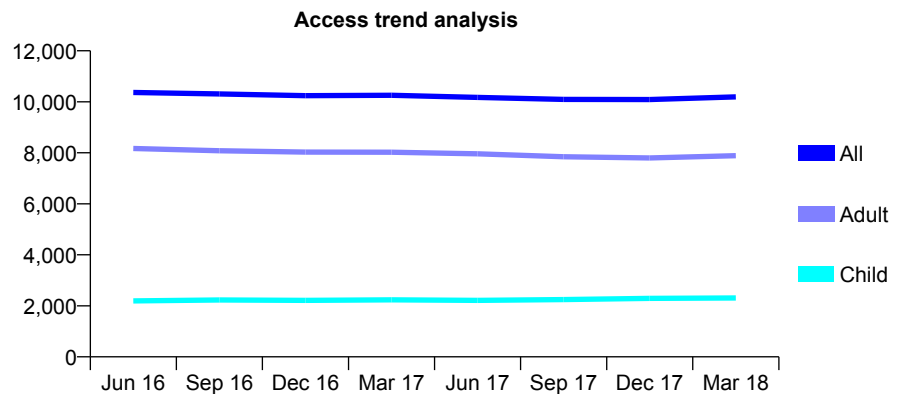
Q66 - Vital Signs At a Glance Contract Report for 175986/0008 - Year end March 2018

Name or company name	DEN DENTAL GROUP PRACTICE LLP
Contract type name	PDS Plus Contract
Purpose of contract	General
Contract start date	01/06/2011
Contract end date	30/06/2020

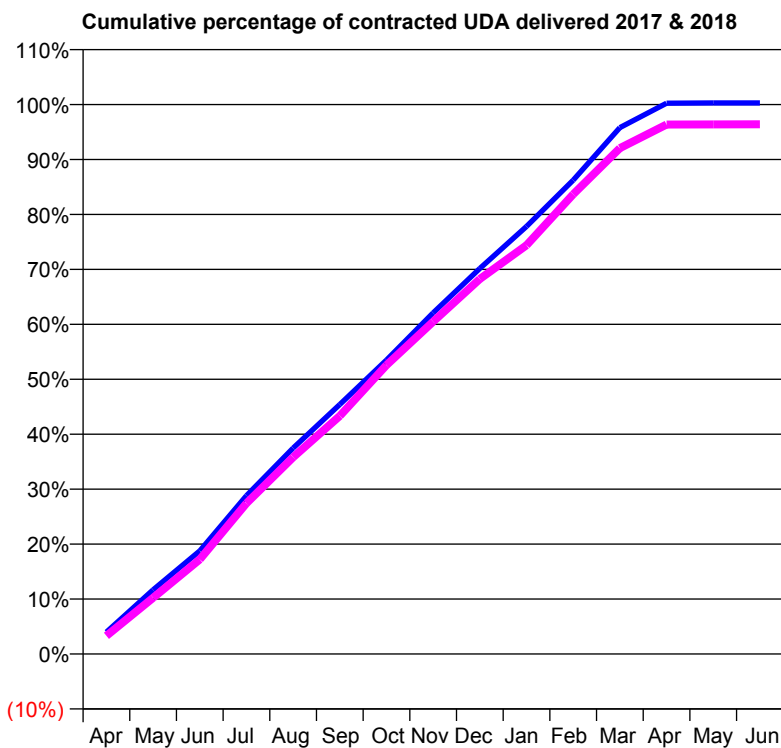
17/18 Contracted general activity (UDA)	27,000
Carry forward general activity (UDA)	-178
17/18 Contracted orthodontic activity (UOA)	0
Carry forward orthodontic activity (UOA)	0
Baseline contract value	£396,834.78

ACCESS*

Patients seen in 24 months	Total	Change since previous quarter
Quarter ending March 2017	10,257	
Quarter ending June 2017	10,175	→
Quarter ending September 2017	10,092	→
Quarter ending December 2017	10,091	→
Quarter ending March 2018	10,196	→
Variance since March 2017	(0.6%)	→



ACTIVITY



Month	Adjusted Scheduled Activity (UDA)	
	2017	2018
April	1,077	895
May	3,152	2,765
June	5,067	4,647
July	7,781	7,410
August	10,118	9,670
September	12,264	11,699
October	14,441	14,198
November	16,764	16,332
December	18,945	18,426
January	21,008	20,088
February	23,283	22,590
March	25,865	24,858
April	27,061	26,014
May	27,075	26,023
June	27,078	26,025

QUALITY

	Quantity	Base Number	Contract	AT	Region	England
% of FP17s for the same patient ID Re-attending within 3 months - Children	223	3,709	6.0%	10.0%	11.5%	11.9%
% of FP17s for the same patient ID Re-attending within 3 months - Adults	1,394	11,791	11.8%	14.6%	15.9%	16.0%
% of FP17s for the same patient ID Re-attending between 3 & 9 months - Children	2,454	3,709	66.2%	59.5%	60.6%	58.3%
% of FP17s for the same patient ID Re-attending between 3 & 9 months - Adults	7,557	11,791	64.1%	50.4%	51.6%	50.3%
% of FP17s for Band 1 Urgent Courses	1,252	15,460	8.1%	10.1%	9.5%	9.1%
% of FP17s Relating to Free Repair or Replacements	180	15,460	1.2%	0.9%	0.7%	0.8%
% of FP17s Relating to Continuations	78	15,460	0.5%	1.1%	1.0%	1.0%
% of Patients satisfied with the dentistry they have received	33	34	97.1%	92.0%	92.0%	91.5%
% of Patients satisfied with the time they had to wait for an appointment	31	34	91.2%	85.9%	88.1%	87.9%

* This is based on patients treated on this contract for their most recent course of treatment. Figures in italics indicate the base number of FP17s or Patient Questionnaire responses are less than 100. N/A is shown where the base number of responses is less than 10 during the period. % is calculated as Quantity/Base number*100

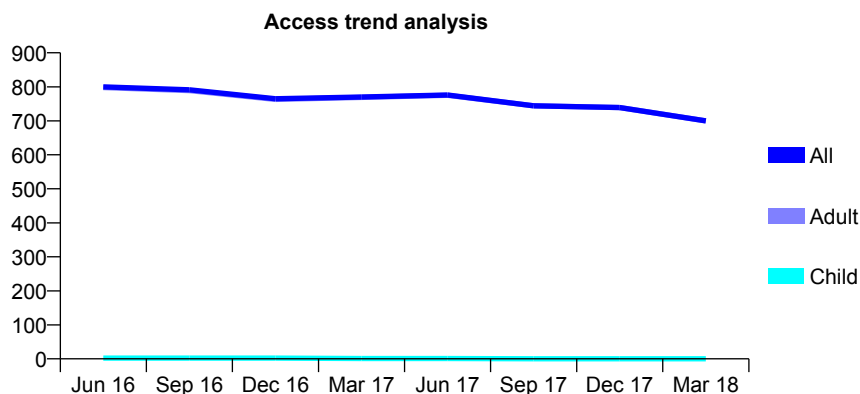
Q66 - Vital Signs At a Glance Contract Report for 175986/0009 - Year end March 2018

Name or company name	DEN DENTAL GROUP PRACTICE LLP
Contract type name	PDS Contract
Purpose of contract	General
Contract start date	01/06/2012
Contract end date	31/05/2022

17/18 Contracted general activity (UDA)	3,000
Carry forward general activity (UDA)	0
17/18 Contracted orthodontic activity (UOA)	0
Carry forward orthodontic activity (UOA)	0
Baseline contract value	£187,329.31

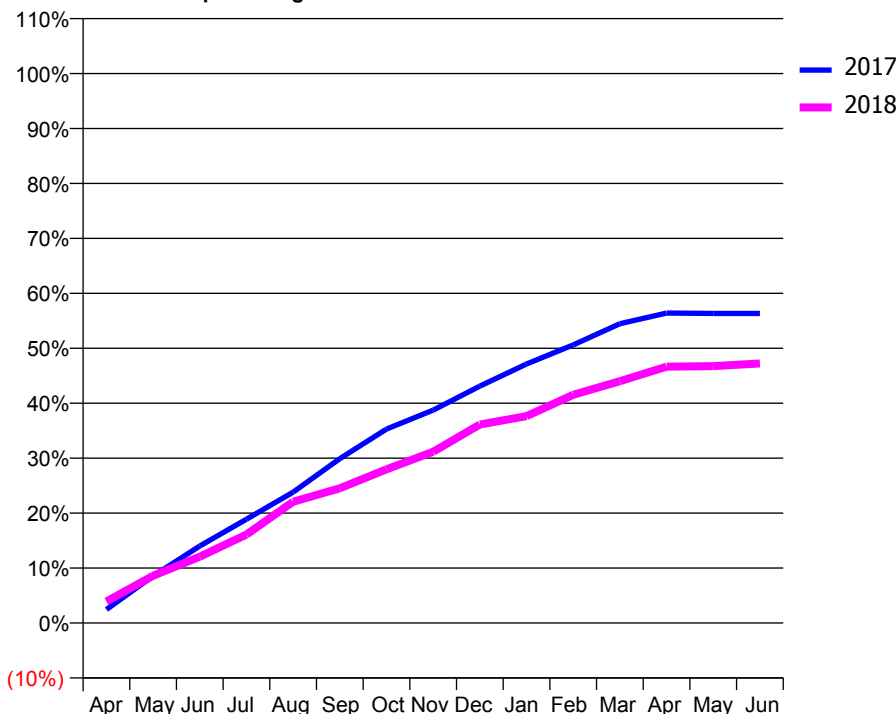
ACCESS*

Patients seen in 24 months	Total	Change since previous quarter
Quarter ending March 2017	770	
Quarter ending June 2017	776	→
Quarter ending September 2017	744	↓
Quarter ending December 2017	739	→
Quarter ending March 2018	700	↓
Variance since March 2017	(9.1%)	↓



ACTIVITY

Cumulative percentage of contracted UDA delivered 2017 & 2018



Adjusted Scheduled Activity (UDA)

Month	2017	2018
April	74	117
May	257	258
June	421	362
July	567	483
August	715	662
September	897	736
October	1,059	839
November	1,162	935
December	1,294	1,084
January	1,414	1,130
February	1,518	1,246
March	1,634	1,320
April	1,692	1,399
May	1,690	1,402
June	1,690	1,417

QUALITY

	Quantity	Base Number	Contract	AT	Region	England
% of FP17s for the same patient ID Re-attending within 3 months - Children	0	1	0.0%	10.0%	11.5%	11.9%
% of FP17s for the same patient ID Re-attending within 3 months - Adults	29	473	6.1%	14.6%	15.9%	16.0%
% of FP17s for the same patient ID Re-attending between 3 & 9 months - Children	0	1	0.0%	59.5%	60.6%	58.3%
% of FP17s for the same patient ID Re-attending between 3 & 9 months - Adults	137	473	29.0%	50.4%	51.6%	50.3%
% of FP17s for Band 1 Urgent Courses	48	492	9.8%	10.1%	9.5%	9.1%
% of FP17s Relating to Free Repair or Replacements	3	492	0.6%	0.9%	0.7%	0.8%
% of FP17s Relating to Continuations	3	492	0.6%	1.1%	1.0%	1.0%
% of Patients satisfied with the dentistry they have received	3	3	N/A	92.0%	92.0%	91.5%
% of Patients satisfied with the time they had to wait for an appointment	2	3	N/A	85.9%	88.1%	87.9%

* This is based on patients treated on this contract for their most recent course of treatment. Figures in italics indicate the base number of FP17s or Patient Questionnaire responses are less than 100. N/A is shown where the base number of responses is less than 10 during the period. % is calculated as Quantity/Base number*100

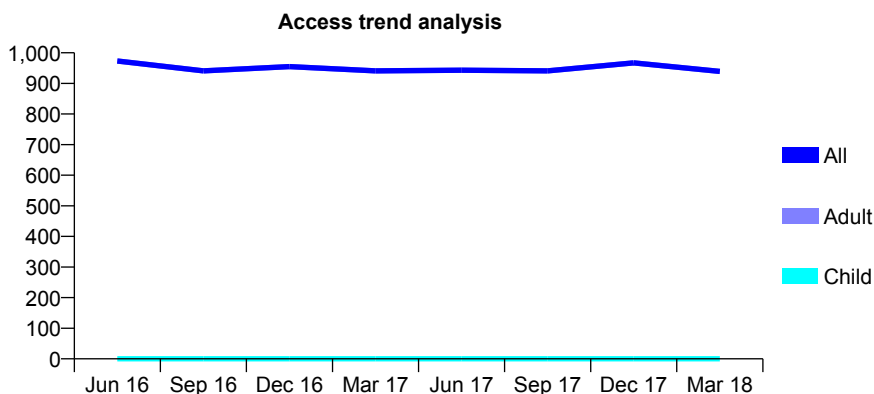
Q66 - Vital Signs At a Glance Contract Report for 176001/0001 - Year end March 2018

Name or company name	Dental Home Visits Cornwall
Contract type name	PDS Contract
Purpose of contract	General
Contract start date	01/04/2012
Contract end date	31/03/2022

17/18 Contracted general activity (UDA)	2,388
Carry forward general activity (UDA)	-37
17/18 Contracted orthodontic activity (UOA)	0
Carry forward orthodontic activity (UOA)	0
Baseline contract value	£146,988.56

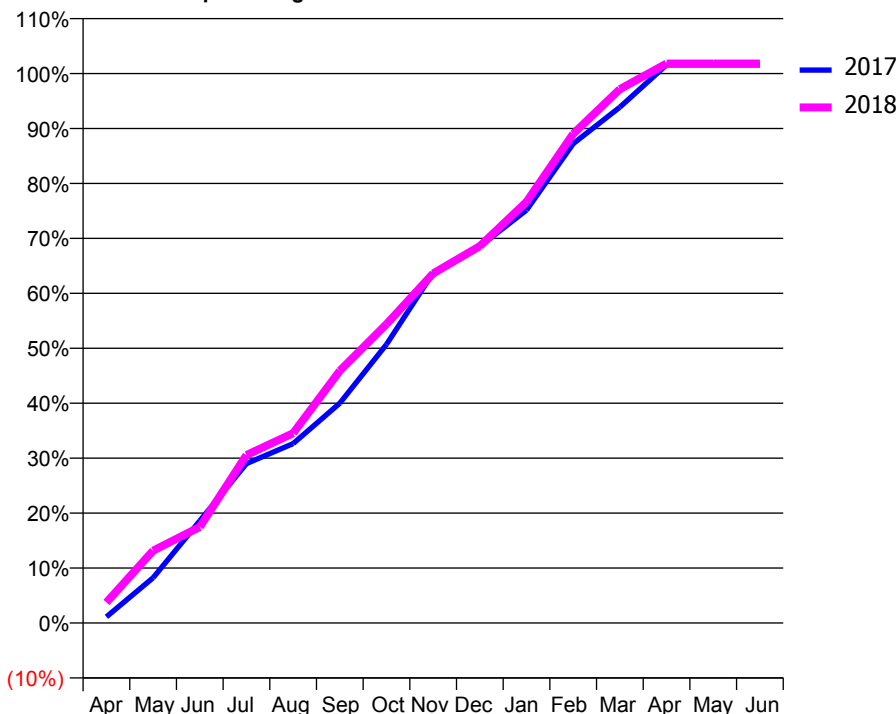
ACCESS*

Patients seen in 24 months	Total	Change since previous quarter
Quarter ending March 2017	941	
Quarter ending June 2017	943	→
Quarter ending September 2017	941	→
Quarter ending December 2017	967	↑
Quarter ending March 2018	939	↓
Variance since March 2017	(0.2%)	→



ACTIVITY

Cumulative percentage of contracted UDA delivered 2017 & 2018



Month	Adjusted Scheduled Activity (UDA)	
	2017	2018
April	27	89
May	197	314
June	444	417
July	693	730
August	780	825
September	955	1,096
October	1,211	1,299
November	1,522	1,519
December	1,637	1,638
January	1,794	1,830
February	2,083	2,126
March	2,242	2,320
April	2,425	2,431
May	2,425	2,431
June	2,425	2,431

QUALITY

	Quantity	Base Number	Contract	AT	Region	England
% of FP17s for the same patient ID Re-attending within 3 months - Children	0	0	N/A	10.0%	11.5%	11.9%
% of FP17s for the same patient ID Re-attending within 3 months - Adults	181	876	20.7%	14.6%	15.9%	16.0%
% of FP17s for the same patient ID Re-attending between 3 & 9 months - Children	0	0	N/A	59.5%	60.6%	58.3%
% of FP17s for the same patient ID Re-attending between 3 & 9 months - Adults	159	876	18.2%	50.4%	51.6%	50.3%
% of FP17s for Band 1 Urgent Courses	239	851	28.1%	10.1%	9.5%	9.1%
% of FP17s Relating to Free Repair or Replacements	6	851	0.7%	0.9%	0.7%	0.8%
% of FP17s Relating to Continuations	25	851	2.9%	1.1%	1.0%	1.0%
% of Patients satisfied with the dentistry they have received	5	9	N/A	92.0%	92.0%	91.5%
% of Patients satisfied with the time they had to wait for an appointment	5	9	N/A	85.9%	88.1%	87.9%

* This is based on patients treated on this contract for their most recent course of treatment. Figures in italics indicate the base number of FP17s or Patient Questionnaire responses are less than 100. N/A is shown where the base number of responses is less than 10 during the period. % is calculated as Quantity/Base number*100

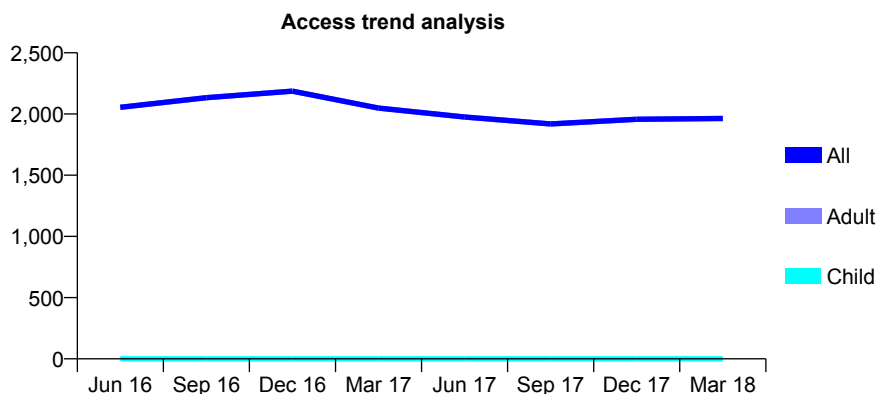
Q66 - Vital Signs At a Glance Contract Report for 176001/0002 - Year end March 2018

Name or company name	Dental Home Visits Cornwall
Contract type name	PDS Contract
Purpose of contract	General
Contract start date	01/04/2012
Contract end date	31/03/2022

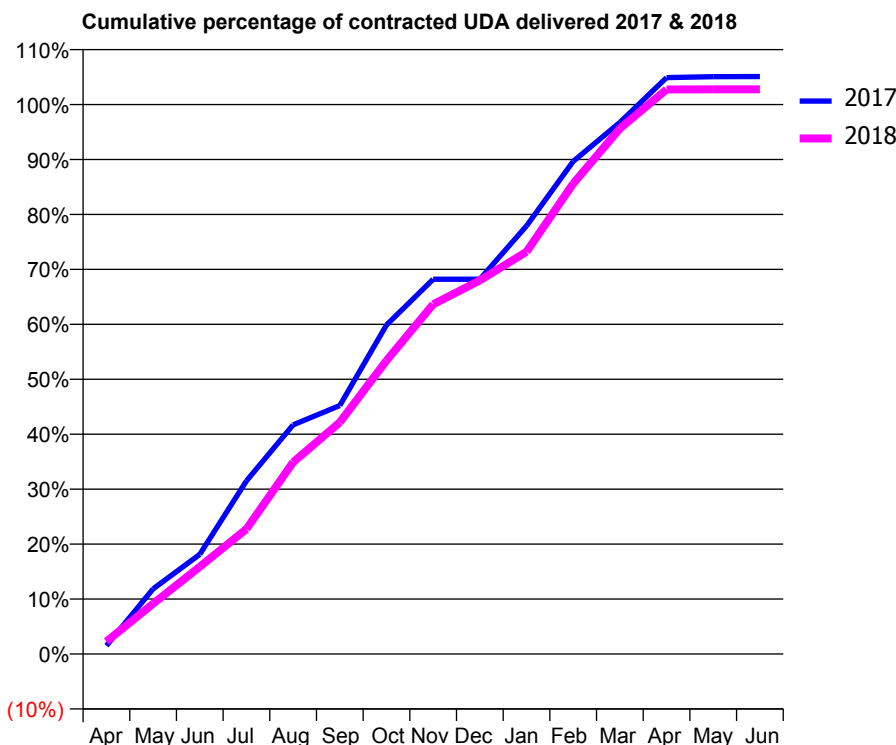
17/18 Contracted general activity (UDA)	3,816
Carry forward general activity (UDA)	-76
17/18 Contracted orthodontic activity (UOA)	0
Carry forward orthodontic activity (UOA)	0
Baseline contract value	£220,466.83

ACCESS*

Patients seen in 24 months	Total	Change since previous quarter
Quarter ending March 2017	2,048	
Quarter ending June 2017	1,975	↓
Quarter ending September 2017	1,919	↓
Quarter ending December 2017	1,957	→
Quarter ending March 2018	1,964	→
Variance since March 2017	(4.1%)	↓



ACTIVITY



Month	Adjusted Scheduled Activity (UDA)	
	2017	2018
April	58	87
May	452	349
June	692	606
July	1,202	869
August	1,592	1,332
September	1,725	1,609
October	2,285	2,038
November	2,602	2,429
December	2,602	2,594
January	2,973	2,794
February	3,421	3,266
March	3,691	3,649
April	4,003	3,921
May	4,009	3,922
June	4,010	3,922

QUALITY

	Quantity	Base Number	Contract	AT	Region	England
% of FP17s for the same patient ID Re-attending within 3 months - Children	0	0	N/A	10.0%	11.5%	11.9%
% of FP17s for the same patient ID Re-attending within 3 months - Adults	203	1,666	12.2%	14.6%	15.9%	16.0%
% of FP17s for the same patient ID Re-attending between 3 & 9 months - Children	0	0	N/A	59.5%	60.6%	58.3%
% of FP17s for the same patient ID Re-attending between 3 & 9 months - Adults	383	1,666	23.0%	50.4%	51.6%	50.3%
% of FP17s for Band 1 Urgent Courses	245	1,660	14.8%	10.1%	9.5%	9.1%
% of FP17s Relating to Free Repair or Replacements	12	1,660	0.7%	0.9%	0.7%	0.8%
% of FP17s Relating to Continuations	13	1,660	0.8%	1.1%	1.0%	1.0%
% of Patients satisfied with the dentistry they have received	5	5	N/A	92.0%	92.0%	91.5%
% of Patients satisfied with the time they had to wait for an appointment	5	5	N/A	85.9%	88.1%	87.9%

* This is based on patients treated on this contract for their most recent course of treatment. Figures in italics indicate the base number of FP17s or Patient Questionnaire responses are less than 100. N/A is shown where the base number of responses is less than 10 during the period. % is calculated as Quantity/Base number*100

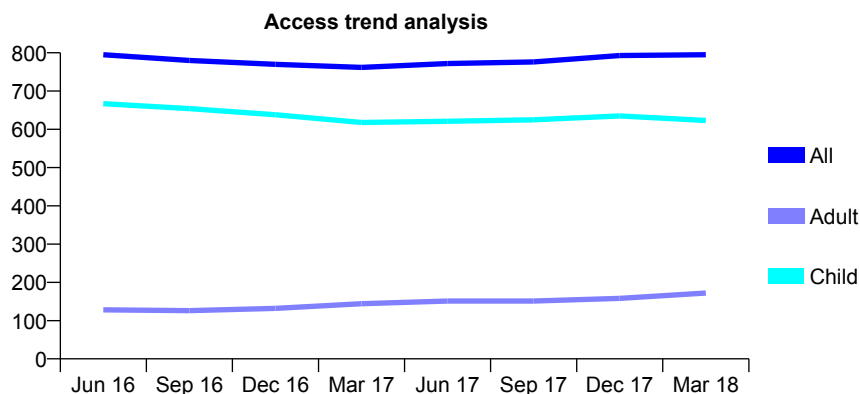
Q66 - Vital Signs At a Glance Contract Report for 177091/0001 - Year end March 2018

Name or company name	Highland Dental Care Ltd
Contract type name	GDS Contract
Purpose of contract	General
Contract start date	01/08/2007
Contract end date	

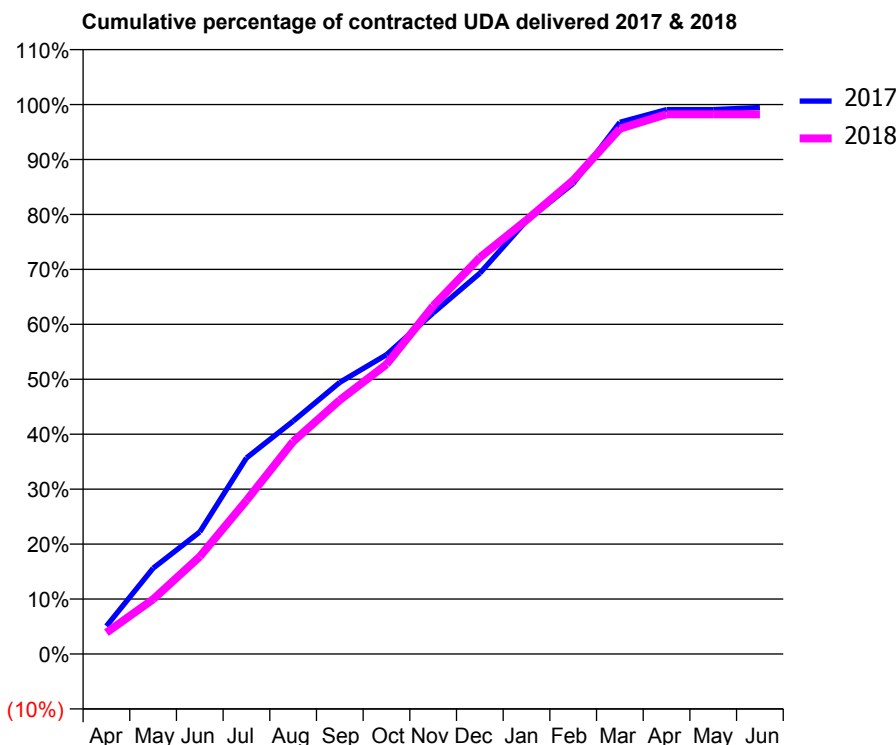
17/18 Contracted general activity (UDA)	1,537
Carry forward general activity (UDA)	8
17/18 Contracted orthodontic activity (UOA)	0
Carry forward orthodontic activity (UOA)	0
Baseline contract value	£37,640.04

ACCESS*

Patients seen in 24 months	Total	Change since previous quarter
Quarter ending March 2017	762	
Quarter ending June 2017	772	→
Quarter ending September 2017	776	→
Quarter ending December 2017	793	↑
Quarter ending March 2018	795	→
Variance since March 2017	4.3%	↑



ACTIVITY



Month	Adjusted Scheduled Activity (UDA)	
	2017	2018
April	78	60
May	240	153
June	342	272
July	549	429
August	652	594
September	760	710
October	837	810
November	954	974
December	1,065	1,109
January	1,212	1,214
February	1,316	1,325
March	1,487	1,469
April	1,523	1,510
May	1,523	1,510
June	1,529	1,510

QUALITY

	Quantity	Base Number	Contract	AT	Region	England
% of FP17s for the same patient ID Re-attending within 3 months - Children	66	976	6.8%	10.0%	11.5%	11.9%
% of FP17s for the same patient ID Re-attending within 3 months - Adults	10	138	7.2%	14.6%	15.9%	16.0%
% of FP17s for the same patient ID Re-attending between 3 & 9 months - Children	529	976	54.2%	59.5%	60.6%	58.3%
% of FP17s for the same patient ID Re-attending between 3 & 9 months - Adults	47	138	34.1%	50.4%	51.6%	50.3%
% of FP17s for Band 1 Urgent Courses	8	1,104	0.7%	10.1%	9.5%	9.1%
% of FP17s Relating to Free Repair or Replacements	1	1,104	0.1%	0.9%	0.7%	0.8%
% of FP17s Relating to Continuations	0	1,104	0.0%	1.1%	1.0%	1.0%
% of Patients satisfied with the dentistry they have received	2	2	N/A	92.0%	92.0%	91.5%
% of Patients satisfied with the time they had to wait for an appointment	2	2	N/A	85.9%	88.1%	87.9%

* This is based on patients treated on this contract for their most recent course of treatment. Figures in italics indicate the base number of FP17s or Patient Questionnaire responses are less than 100. N/A is shown where the base number of responses is less than 10 during the period. % is calculated as Quantity/Base number*100

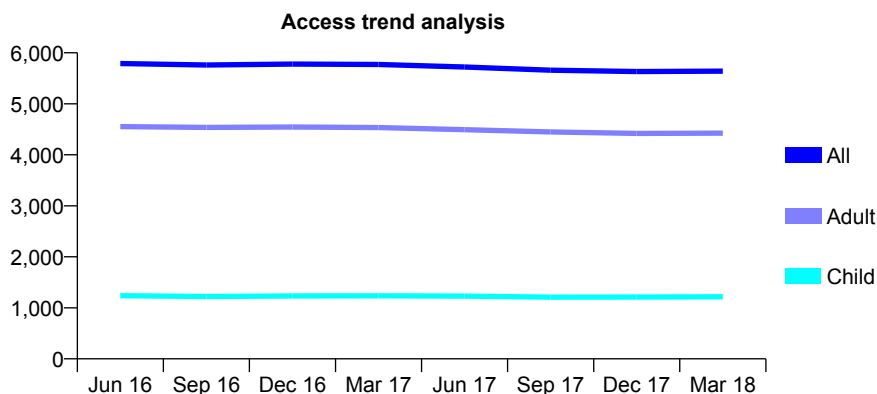
Q66 - Vital Signs At a Glance Contract Report for 178500/0001 - Year end March 2018

Name or company name	Addy Dental Care Ltd
Contract type name	GDS Contract
Purpose of contract	General
Contract start date	01/05/2008
Contract end date	

17/18 Contracted general activity (UDA)	17,018
Carry forward general activity (UDA)	561
17/18 Contracted orthodontic activity (UOA)	0
Carry forward orthodontic activity (UOA)	0
Baseline contract value	£500,559.72

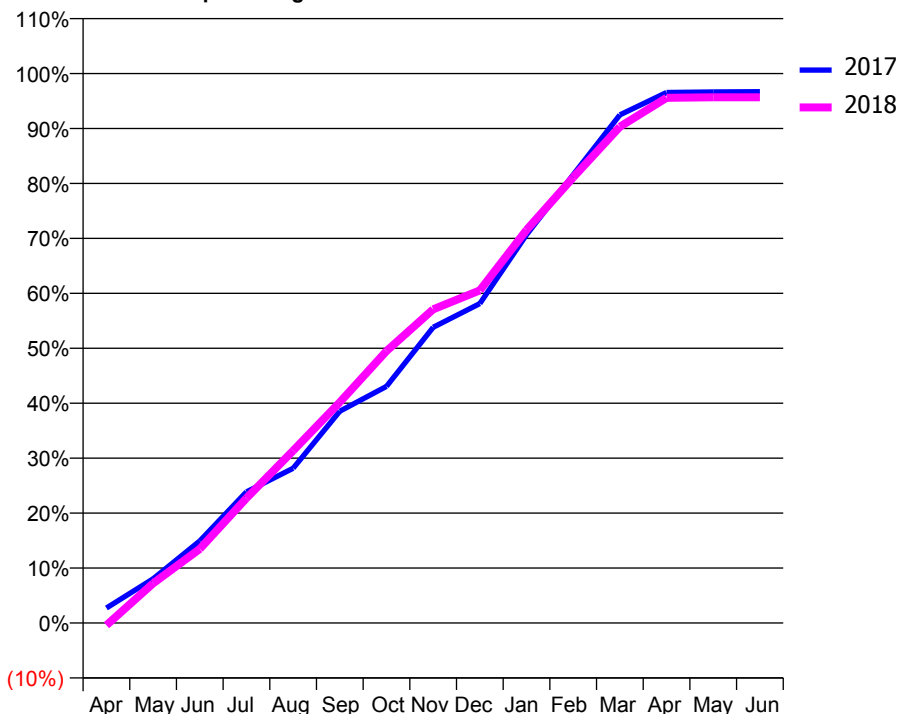
ACCESS*

Patients seen in 24 months	Total	Change since previous quarter
Quarter ending March 2017	5,770	
Quarter ending June 2017	5,722	→
Quarter ending September 2017	5,659	↓
Quarter ending December 2017	5,632	→
Quarter ending March 2018	5,640	→
Variance since March 2017	(2.3%)	↓



ACTIVITY

Cumulative percentage of contracted UDA delivered 2017 & 2018



QUALITY

	Quantity	Base Number	Contract	AT	Region	England
% of FP17s for the same patient ID Re-attending within 3 months - Children	125	1,895	6.6%	10.0%	11.5%	11.9%
% of FP17s for the same patient ID Re-attending within 3 months - Adults	820	6,382	12.8%	14.6%	15.9%	16.0%
% of FP17s for the same patient ID Re-attending between 3 & 9 months - Children	1,254	1,895	66.2%	59.5%	60.6%	58.3%
% of FP17s for the same patient ID Re-attending between 3 & 9 months - Adults	3,774	6,382	59.1%	50.4%	51.6%	50.3%
% of FP17s for Band 1 Urgent Courses	601	8,242	7.3%	10.1%	9.5%	9.1%
% of FP17s Relating to Free Repair or Replacements	121	8,242	1.5%	0.9%	0.7%	0.8%
% of FP17s Relating to Continuations	113	8,242	1.4%	1.1%	1.0%	1.0%
% of Patients satisfied with the dentistry they have received	13	14	92.9%	92.0%	92.0%	91.5%
% of Patients satisfied with the time they had to wait for an appointment	14	14	100.0%	85.9%	88.1%	87.9%

* This is based on patients treated on this contract for their most recent course of treatment. Figures in italics indicate the base number of FP17s or Patient Questionnaire responses are less than 100. N/A is shown where the base number of responses is less than 10 during the period. % is calculated as Quantity/Base number*100

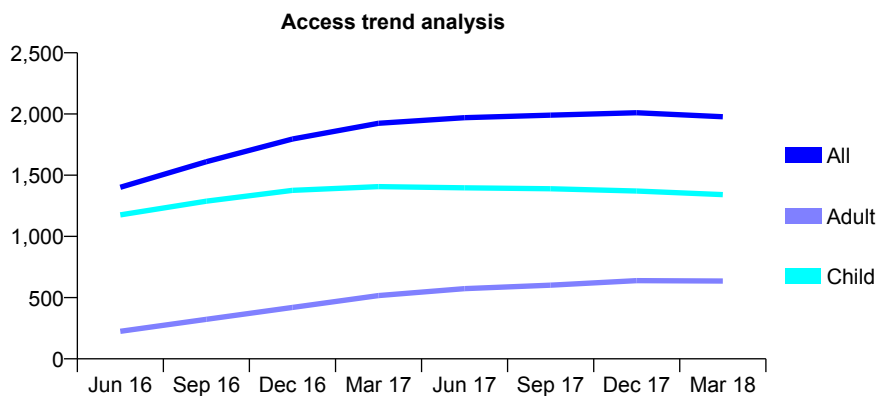
Q66 - Vital Signs At a Glance Contract Report for 178926/0001 - Year end March 2018

Name or company name	Madford Lane Partnership
Contract type name	GDS Contract
Purpose of contract	General
Contract start date	01/12/2015
Contract end date	

17/18 Contracted general activity (UDA)	4,250
Carry forward general activity (UDA)	-26
17/18 Contracted orthodontic activity (UOA)	0
Carry forward orthodontic activity (UOA)	0
Baseline contract value	£108,303.72

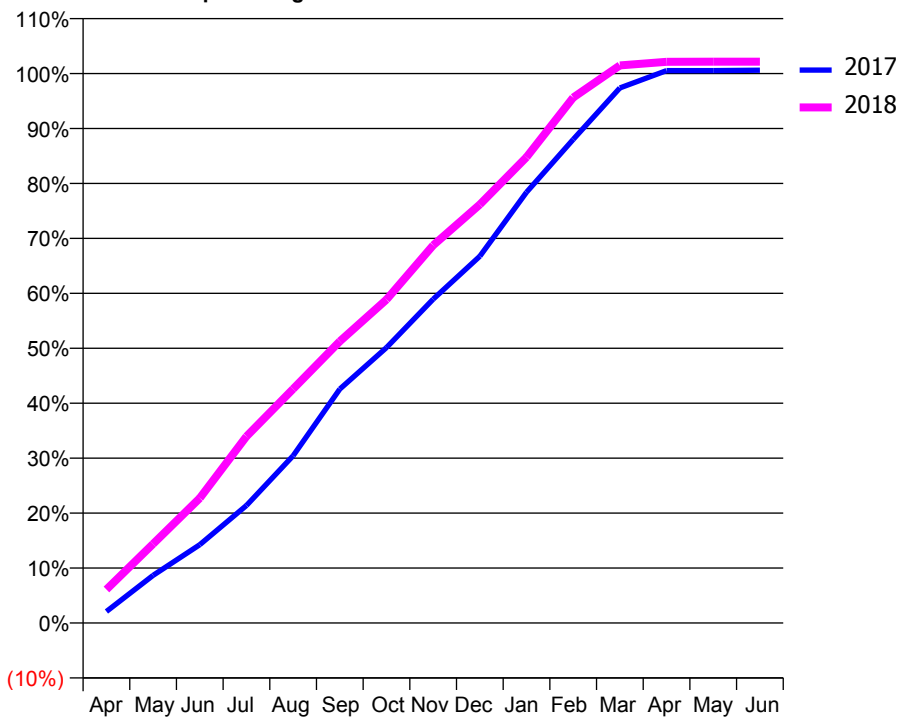
ACCESS*

Patients seen in 24 months	Total	Change since previous quarter
Quarter ending March 2017	1,924	
Quarter ending June 2017	1,970	↑
Quarter ending September 2017	1,991	→
Quarter ending December 2017	2,010	→
Quarter ending March 2018	1,978	↓
Variance since March 2017	2.8%	↑



ACTIVITY

Cumulative percentage of contracted UDA delivered 2017 & 2018



Month	Adjusted Scheduled Activity (UDA)	
	2017	2018
April	90	259
May	369	612
June	606	966
July	909	1,444
August	1,294	1,810
September	1,810	2,179
October	2,131	2,502
November	2,504	2,921
December	2,837	3,237
January	3,332	3,603
February	3,740	4,064
March	4,138	4,312
April	4,273	4,341
May	4,273	4,342
June	4,276	4,342

QUALITY

	Quantity	Base Number	Contract	AT	Region	England
% of FP17s for the same patient ID Re-attending within 3 months - Children	122	2,418	5.0%	10.0%	11.5%	11.9%
% of FP17s for the same patient ID Re-attending within 3 months - Adults	75	829	9.0%	14.6%	15.9%	16.0%
% of FP17s for the same patient ID Re-attending between 3 & 9 months - Children	1,980	2,418	81.9%	59.5%	60.6%	58.3%
% of FP17s for the same patient ID Re-attending between 3 & 9 months - Adults	557	829	67.2%	50.4%	51.6%	50.3%
% of FP17s for Band 1 Urgent Courses	123	3,169	3.9%	10.1%	9.5%	9.1%
% of FP17s Relating to Free Repair or Replacements	0	3,169	0.0%	0.9%	0.7%	0.8%
% of FP17s Relating to Continuations	0	3,169	0.0%	1.1%	1.0%	1.0%
% of Patients satisfied with the dentistry they have received	2	2	N/A	92.0%	92.0%	91.5%
% of Patients satisfied with the time they had to wait for an appointment	2	2	N/A	85.9%	88.1%	87.9%

* This is based on patients treated on this contract for their most recent course of treatment. Figures in italics indicate the base number of FP17s or Patient Questionnaire responses are less than 100. N/A is shown where the base number of responses is less than 10 during the period. % is calculated as Quantity/Base number*100

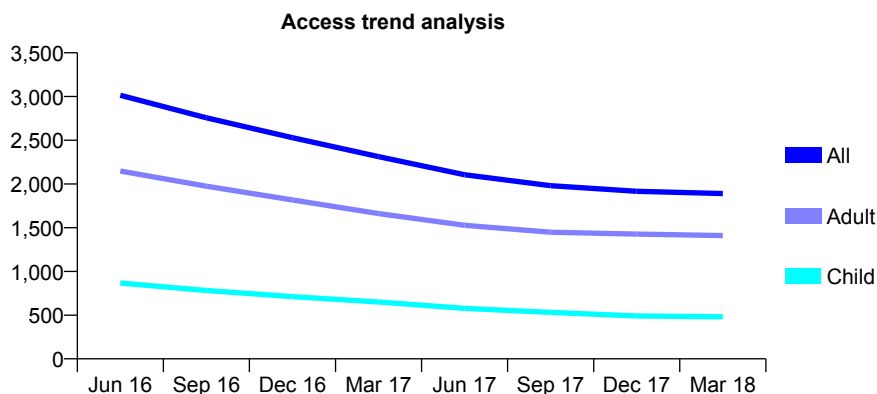
Q66 - Vital Signs At a Glance Contract Report for 179639/0001 - Year end March 2018

Name or company name	Meneage Dental Care Limited
Contract type name	GDS Contract
Purpose of contract	General
Contract start date	31/03/2012
Contract end date	

17/18 Contracted general activity (UDA)	7,912
Carry forward general activity (UDA)	0
17/18 Contracted orthodontic activity (UOA)	0
Carry forward orthodontic activity (UOA)	0
Baseline contract value	£207,566.97

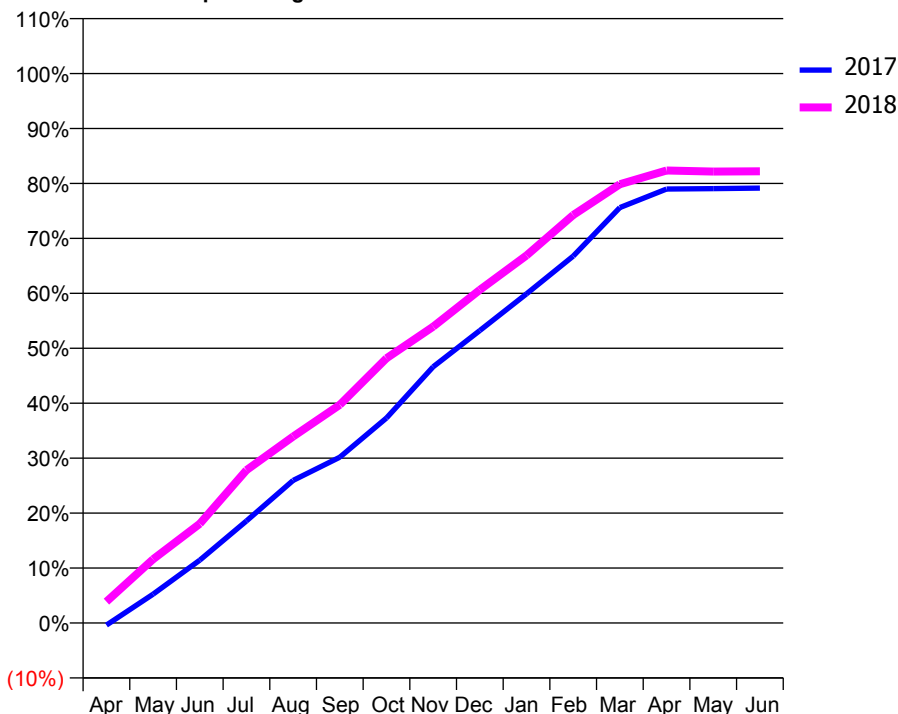
ACCESS*

Patients seen in 24 months	Total	Change since previous quarter
Quarter ending March 2017	2,313	
Quarter ending June 2017	2,105	↓
Quarter ending September 2017	1,980	↓
Quarter ending December 2017	1,916	↓
Quarter ending March 2018	1,891	↓
Variance since March 2017	(18.2%)	↓



ACTIVITY

Cumulative percentage of contracted UDA delivered 2017 & 2018



Month	Adjusted Scheduled Activity (UDA)	
	2017	2018
April	-31	308
May	416	920
June	905	1,429
July	1,470	2,201
August	2,054	2,686
September	2,388	3,142
October	2,953	3,811
November	3,689	4,268
December	4,211	4,797
January	4,740	5,293
February	5,284	5,874
March	5,982	6,319
April	6,249	6,516
May	6,254	6,501
June	6,261	6,504

QUALITY

	Quantity	Base Number	Contract	AT	Region	England
% of FP17s for the same patient ID Re-attending within 3 months - Children	78	858	9.1%	10.0%	11.5%	11.9%
% of FP17s for the same patient ID Re-attending within 3 months - Adults	251	2,055	12.2%	14.6%	15.9%	16.0%
% of FP17s for the same patient ID Re-attending between 3 & 9 months - Children	659	858	76.8%	59.5%	60.6%	58.3%
% of FP17s for the same patient ID Re-attending between 3 & 9 months - Adults	1,383	2,055	67.3%	50.4%	51.6%	50.3%
% of FP17s for Band 1 Urgent Courses	104	2,897	3.6%	10.1%	9.5%	9.1%
% of FP17s Relating to Free Repair or Replacements	45	2,897	1.6%	0.9%	0.7%	0.8%
% of FP17s Relating to Continuations	5	2,897	0.2%	1.1%	1.0%	1.0%
% of Patients satisfied with the dentistry they have received	2	2	N/A	92.0%	92.0%	91.5%
% of Patients satisfied with the time they had to wait for an appointment	2	2	N/A	85.9%	88.1%	87.9%

* This is based on patients treated on this contract for their most recent course of treatment. Figures in italics indicate the base number of FP17s or Patient Questionnaire responses are less than 100. N/A is shown where the base number of responses is less than 10 during the period. % is calculated as Quantity/Base number*100

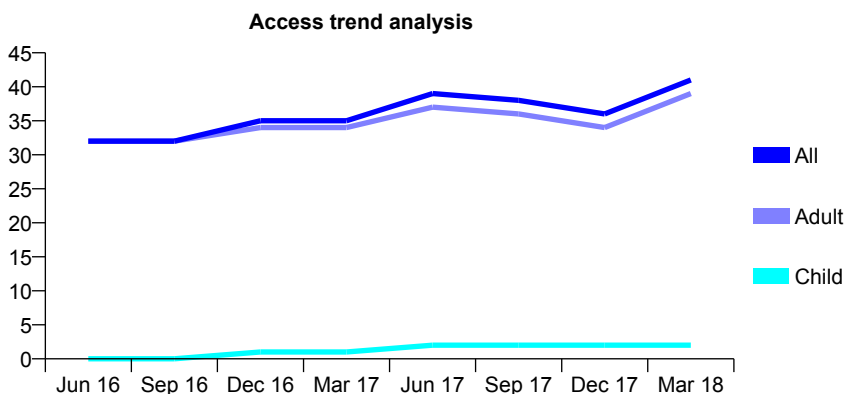
Q66 - Vital Signs At a Glance Contract Report for 179639/0002 - Year end March 2018

Name or company name	Meneage Dental Care Limited
Contract type name	PDS Contract
Purpose of contract	General
Contract start date	31/03/2012
Contract end date	30/03/2022

17/18 Contracted general activity (UDA)	90
Carry forward general activity (UDA)	-2
17/18 Contracted orthodontic activity (UOA)	0
Carry forward orthodontic activity (UOA)	0
Baseline contract value	£5,236.72

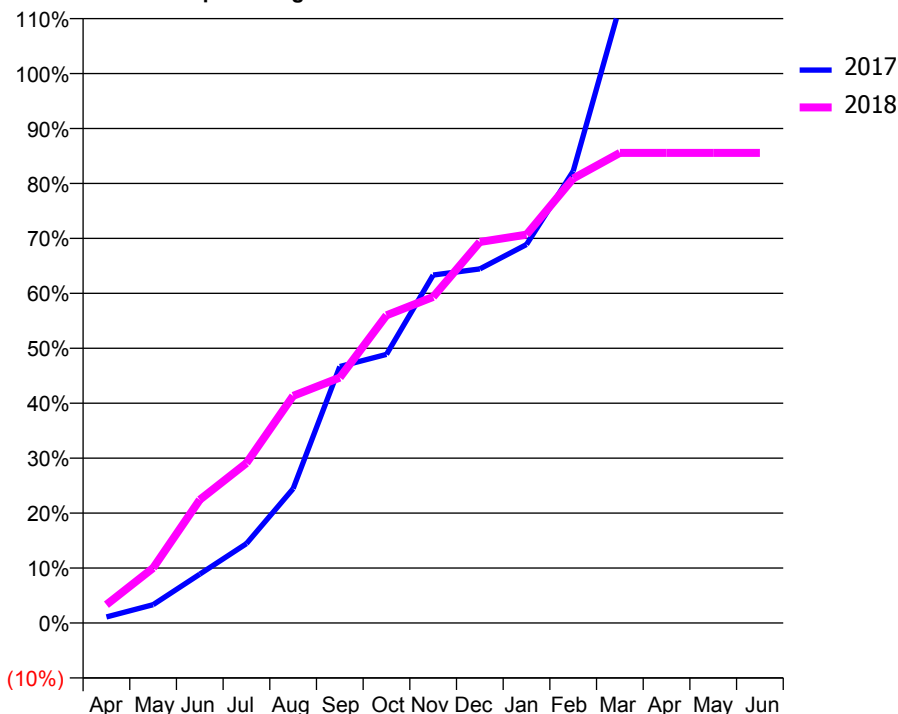
ACCESS*

Patients seen in 24 months	Total	Change since previous quarter
Quarter ending March 2017	35	
Quarter ending June 2017	39	↑
Quarter ending September 2017	38	↓
Quarter ending December 2017	36	↓
Quarter ending March 2018	41	↑
Variance since March 2017	17.1%	↑



ACTIVITY

Cumulative percentage of contracted UDA delivered 2017 & 2018



Adjusted Scheduled Activity (UDA)

Month	2017	2018
April	1	3
May	3	9
June	8	20
July	13	26
August	22	37
September	42	40
October	44	50
November	57	53
December	58	62
January	62	64
February	74	73
March	101	77
April	102	77
May	102	77
June	102	77

QUALITY

	Quantity	Base Number	Contract	AT	Region	England
% of FP17s for the same patient ID Re-attending within 3 months - Children	0	3	0.0%	10.0%	11.5%	11.9%
% of FP17s for the same patient ID Re-attending within 3 months - Adults	9	54	16.7%	14.6%	15.9%	16.0%
% of FP17s for the same patient ID Re-attending between 3 & 9 months - Children	0	3	0.0%	59.5%	60.6%	58.3%
% of FP17s for the same patient ID Re-attending between 3 & 9 months - Adults	27	54	50.0%	50.4%	51.6%	50.3%
% of FP17s for Band 1 Urgent Courses	5	56	8.9%	10.1%	9.5%	9.1%
% of FP17s Relating to Free Repair or Replacements	0	56	0.0%	0.9%	0.7%	0.8%
% of FP17s Relating to Continuations	0	56	0.0%	1.1%	1.0%	1.0%
% of Patients satisfied with the dentistry they have received	0	0	N/A	92.0%	92.0%	91.5%
% of Patients satisfied with the time they had to wait for an appointment	0	0	N/A	85.9%	88.1%	87.9%

* This is based on patients treated on this contract for their most recent course of treatment. Figures in italics indicate the base number of FP17s or Patient Questionnaire responses are less than 100. N/A is shown where the base number of responses is less than 10 during the period. % is calculated as Quantity/Base number*100

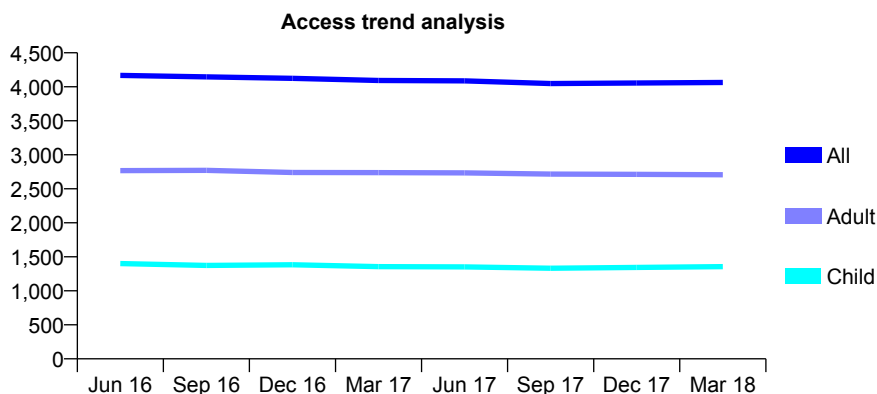
Q66 - Vital Signs At a Glance Contract Report for 180238/0001 - Year end March 2018

Name or company name	Courtenay Dental Ltd
Contract type name	GDS Contract
Purpose of contract	General
Contract start date	01/04/2013
Contract end date	

17/18 Contracted general activity (UDA)	12,006
Carry forward general activity (UDA)	275
17/18 Contracted orthodontic activity (UOA)	0
Carry forward orthodontic activity (UOA)	0
Baseline contract value	£264,020.61

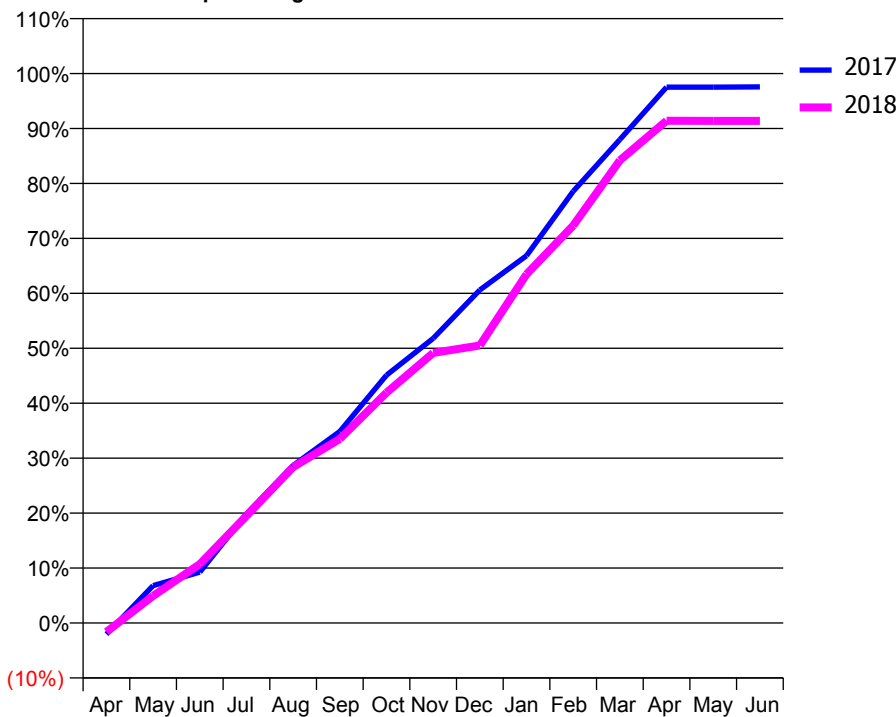
ACCESS*

Patients seen in 24 months	Total	Change since previous quarter
Quarter ending March 2017	4,093	
Quarter ending June 2017	4,087	→
Quarter ending September 2017	4,049	→
Quarter ending December 2017	4,056	→
Quarter ending March 2018	4,063	→
Variance since March 2017	(0.7%)	→



ACTIVITY

Cumulative percentage of contracted UDA delivered 2017 & 2018



Month	Adjusted Scheduled Activity (UDA)	
	2017	2018
April	-247	-198
May	817	594
June	1,113	1,287
July	2,385	2,340
August	3,443	3,407
September	4,186	4,021
October	5,414	5,034
November	6,219	5,900
December	7,276	6,065
January	8,025	7,621
February	9,434	8,682
March	10,564	10,110
April	11,709	10,973
May	11,708	10,972
June	11,714	10,972

QUALITY

	Quantity	Base Number	Contract	AT	Region	England
% of FP17s for the same patient ID Re-attending within 3 months - Children	179	2,307	7.8%	10.0%	11.5%	11.9%
% of FP17s for the same patient ID Re-attending within 3 months - Adults	482	3,923	12.3%	14.6%	15.9%	16.0%
% of FP17s for the same patient ID Re-attending between 3 & 9 months - Children	1,483	2,307	64.3%	59.5%	60.6%	58.3%
% of FP17s for the same patient ID Re-attending between 3 & 9 months - Adults	2,327	3,923	59.3%	50.4%	51.6%	50.3%
% of FP17s for Band 1 Urgent Courses	335	6,134	5.5%	10.1%	9.5%	9.1%
% of FP17s Relating to Free Repair or Replacements	19	6,134	0.3%	0.9%	0.7%	0.8%
% of FP17s Relating to Continuations	66	6,134	1.1%	1.1%	1.0%	1.0%
% of Patients satisfied with the dentistry they have received	6	9	N/A	92.0%	92.0%	91.5%
% of Patients satisfied with the time they had to wait for an appointment	7	9	N/A	85.9%	88.1%	87.9%

* This is based on patients treated on this contract for their most recent course of treatment. Figures in italics indicate the base number of FP17s or Patient Questionnaire responses are less than 100. N/A is shown where the base number of responses is less than 10 during the period. % is calculated as Quantity/Base number*100

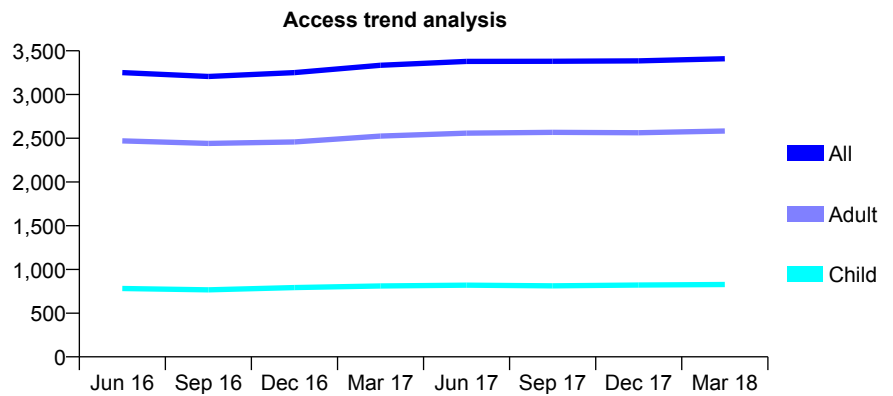
Q66 - Vital Signs At a Glance Contract Report for 181781/0001 - Year end March 2018

Name or company name	Matford Dental Clinic Limited
Contract type name	GDS Contract
Purpose of contract	General
Contract start date	01/02/2010
Contract end date	

17/18 Contracted general activity (UDA)	10,500
Carry forward general activity (UDA)	51
17/18 Contracted orthodontic activity (UOA)	0
Carry forward orthodontic activity (UOA)	0
Baseline contract value	£333,827.02

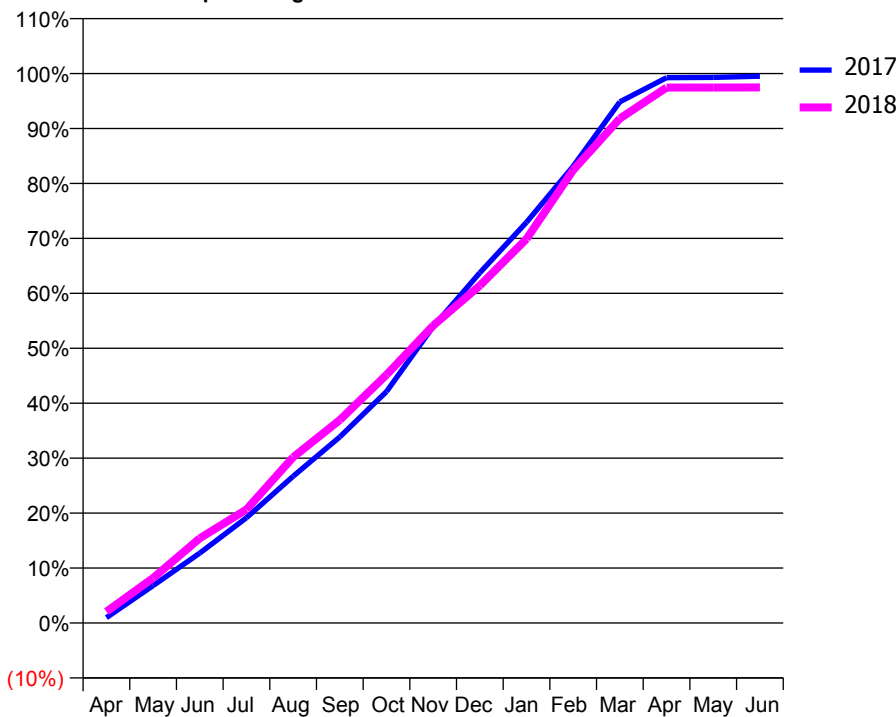
ACCESS*

Patients seen in 24 months	Total	Change since previous quarter
Quarter ending March 2017	3,335	
Quarter ending June 2017	3,378	→
Quarter ending September 2017	3,380	→
Quarter ending December 2017	3,385	→
Quarter ending March 2018	3,410	→
Variance since March 2017	2.2%	↑



ACTIVITY

Cumulative percentage of contracted UDA delivered 2017 & 2018



Month	Adjusted Scheduled Activity (UDA)	
	2017	2018
April	102	217
May	716	861
June	1,337	1,619
July	2,011	2,171
August	2,803	3,169
September	3,557	3,879
October	4,423	4,744
November	5,663	5,684
December	6,693	6,448
January	7,658	7,339
February	8,727	8,653
March	9,958	9,640
April	10,419	10,231
May	10,424	10,232
June	10,449	10,233

QUALITY

	Quantity	Base Number	Contract	AT	Region	England
% of FP17s for the same patient ID Re-attending within 3 months - Children	131	1,336	9.8%	10.0%	11.5%	11.9%
% of FP17s for the same patient ID Re-attending within 3 months - Adults	673	4,308	15.6%	14.6%	15.9%	16.0%
% of FP17s for the same patient ID Re-attending between 3 & 9 months - Children	889	1,336	66.5%	59.5%	60.6%	58.3%
% of FP17s for the same patient ID Re-attending between 3 & 9 months - Adults	2,773	4,308	64.4%	50.4%	51.6%	50.3%
% of FP17s for Band 1 Urgent Courses	249	5,074	4.9%	10.1%	9.5%	9.1%
% of FP17s Relating to Free Repair or Replacements	57	5,074	1.1%	0.9%	0.7%	0.8%
% of FP17s Relating to Continuations	51	5,074	1.0%	1.1%	1.0%	1.0%
% of Patients satisfied with the dentistry they have received	3	5	N/A	92.0%	92.0%	91.5%
% of Patients satisfied with the time they had to wait for an appointment	3	5	N/A	85.9%	88.1%	87.9%

* This is based on patients treated on this contract for their most recent course of treatment. Figures in italics indicate the base number of FP17s or Patient Questionnaire responses are less than 100. N/A is shown where the base number of responses is less than 10 during the period. % is calculated as Quantity/Base number*100

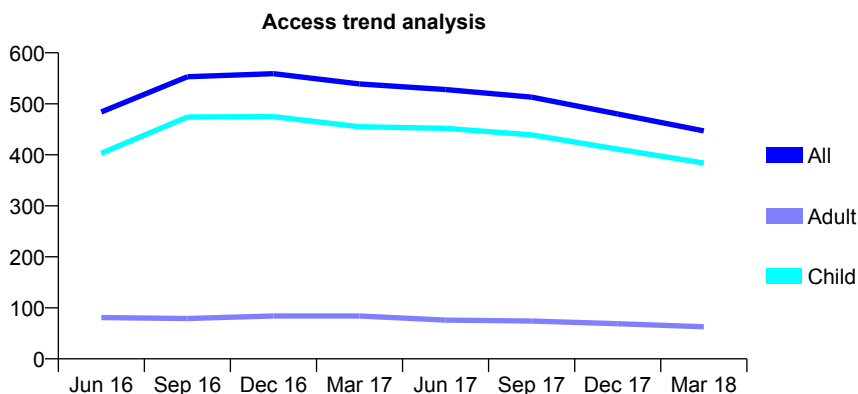
Q66 - Vital Signs At a Glance Contract Report for 185981/0001 - Year end March 2018

Name or company name	Clark House Dental Surgeries Limited
Contract type name	GDS Contract
Purpose of contract	General
Contract start date	01/03/2012
Contract end date	

17/18 Contracted general activity (UDA)	850
Carry forward general activity (UDA)	-17
17/18 Contracted orthodontic activity (UOA)	0
Carry forward orthodontic activity (UOA)	0
Baseline contract value	£19,748.67

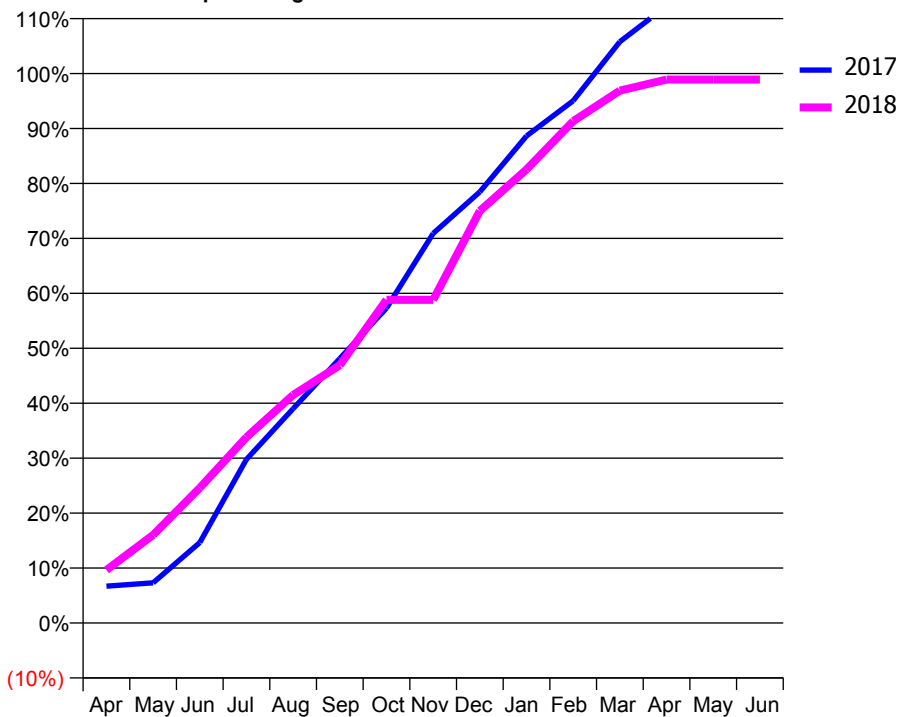
ACCESS*

Patients seen in 24 months	Total	Change since previous quarter
Quarter ending March 2017	539	
Quarter ending June 2017	528	↓
Quarter ending September 2017	513	↓
Quarter ending December 2017	480	↓
Quarter ending March 2018	447	↓
Variance since March 2017	(17.1%)	↓



ACTIVITY

Cumulative percentage of contracted UDA delivered 2017 & 2018



Month	Adjusted Scheduled Activity (UDA)	
	2017	2018
April	57	82
May	62	136
June	124	209
July	253	287
August	332	353
September	409	399
October	487	500
November	603	500
December	667	637
January	753	702
February	808	776
March	899	824
April	954	841
May	958	841
June	958	841

QUALITY

	Quantity	Base Number	Contract	AT	Region	England
% of FP17s for the same patient ID Re-attending within 3 months - Children	40	676	5.9%	10.0%	11.5%	11.9%
% of FP17s for the same patient ID Re-attending within 3 months - Adults	1	11	9.1%	14.6%	15.9%	16.0%
% of FP17s for the same patient ID Re-attending between 3 & 9 months - Children	505	676	74.7%	59.5%	60.6%	58.3%
% of FP17s for the same patient ID Re-attending between 3 & 9 months - Adults	8	11	72.7%	50.4%	51.6%	50.3%
% of FP17s for Band 1 Urgent Courses	18	652	2.8%	10.1%	9.5%	9.1%
% of FP17s Relating to Free Repair or Replacements	0	652	0.0%	0.9%	0.7%	0.8%
% of FP17s Relating to Continuations	0	652	0.0%	1.1%	1.0%	1.0%
% of Patients satisfied with the dentistry they have received	0	0	N/A	92.0%	92.0%	91.5%
% of Patients satisfied with the time they had to wait for an appointment	0	0	N/A	85.9%	88.1%	87.9%

* This is based on patients treated on this contract for their most recent course of treatment. Figures in italics indicate the base number of FP17s or Patient Questionnaire responses are less than 100. N/A is shown where the base number of responses is less than 10 during the period. % is calculated as Quantity/Base number*100

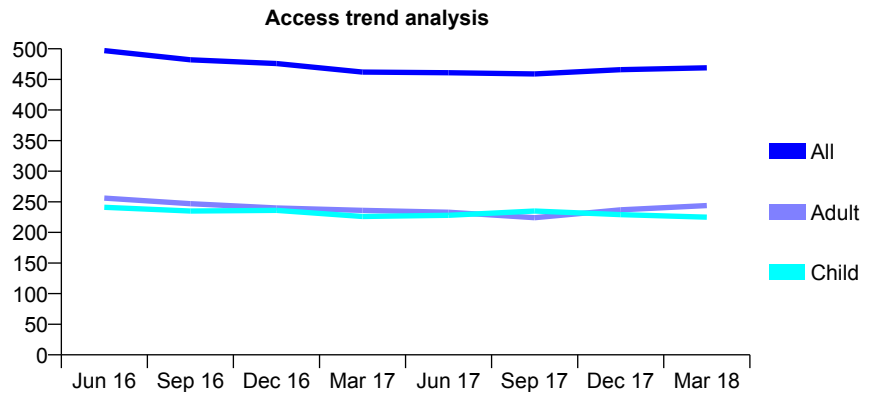
Q66 - Vital Signs At a Glance Contract Report for 186783/0001 - Year end March 2018

Name or company name	The Smile Dispensary
Contract type name	GDS Contract
Purpose of contract	General
Contract start date	01/04/2011
Contract end date	

17/18 Contracted general activity (UDA)	1,300
Carry forward general activity (UDA)	0
17/18 Contracted orthodontic activity (UOA)	0
Carry forward orthodontic activity (UOA)	0
Baseline contract value	£29,112.62

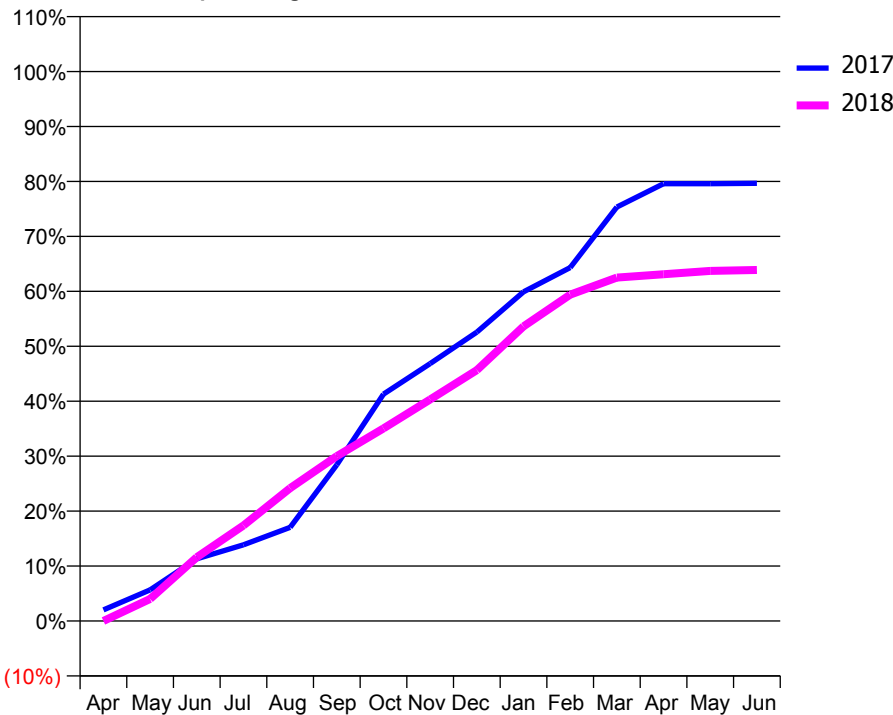
ACCESS*

Patients seen in 24 months	Total	Change since previous quarter
Quarter ending March 2017	462	
Quarter ending June 2017	461	→
Quarter ending September 2017	459	→
Quarter ending December 2017	466	→
Quarter ending March 2018	469	→
Variance since March 2017	1.5%	→



ACTIVITY

Cumulative percentage of contracted UDA delivered 2017 & 2018



Month	Adjusted Scheduled Activity (UDA)	
	2017	2018
April	26	0
May	74	52
June	147	151
July	180	226
August	222	314
September	370	390
October	537	456
November	609	524
December	683	594
January	779	697
February	836	772
March	979	812
April	1,035	820
May	1,035	828
June	1,036	830

QUALITY

	Quantity	Base Number	Contract	AT	Region	England
% of FP17s for the same patient ID Re-attending within 3 months - Children	4	353	1.1%	10.0%	11.5%	11.9%
% of FP17s for the same patient ID Re-attending within 3 months - Adults	20	287	7.0%	14.6%	15.9%	16.0%
% of FP17s for the same patient ID Re-attending between 3 & 9 months - Children	255	353	72.2%	59.5%	60.6%	58.3%
% of FP17s for the same patient ID Re-attending between 3 & 9 months - Adults	181	287	63.1%	50.4%	51.6%	50.3%
% of FP17s for Band 1 Urgent Courses	22	620	3.5%	10.1%	9.5%	9.1%
% of FP17s Relating to Free Repair or Replacements	0	620	0.0%	0.9%	0.7%	0.8%
% of FP17s Relating to Continuations	1	620	0.2%	1.1%	1.0%	1.0%
% of Patients satisfied with the dentistry they have received	2	2	N/A	92.0%	92.0%	91.5%
% of Patients satisfied with the time they had to wait for an appointment	2	2	N/A	85.9%	88.1%	87.9%

* This is based on patients treated on this contract for their most recent course of treatment. Figures in italics indicate the base number of FP17s or Patient Questionnaire responses are less than 100. N/A is shown where the base number of responses is less than 10 during the period. % is calculated as Quantity/Base number*100

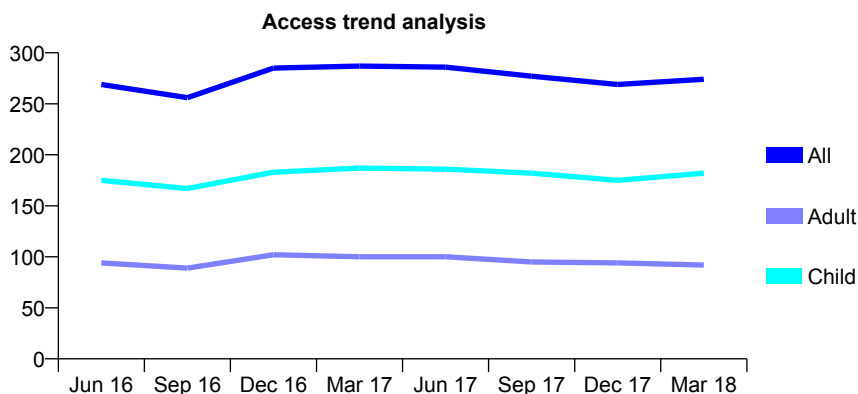
Q66 - Vital Signs At a Glance Contract Report for 187569/0001 - Year end March 2018

Name or company name	Smile for Life Ltd
Contract type name	GDS Contract
Purpose of contract	General
Contract start date	01/01/2007
Contract end date	

17/18 Contracted general activity (UDA)	485
Carry forward general activity (UDA)	-6
17/18 Contracted orthodontic activity (UOA)	0
Carry forward orthodontic activity (UOA)	0
Baseline contract value	£11,598.30

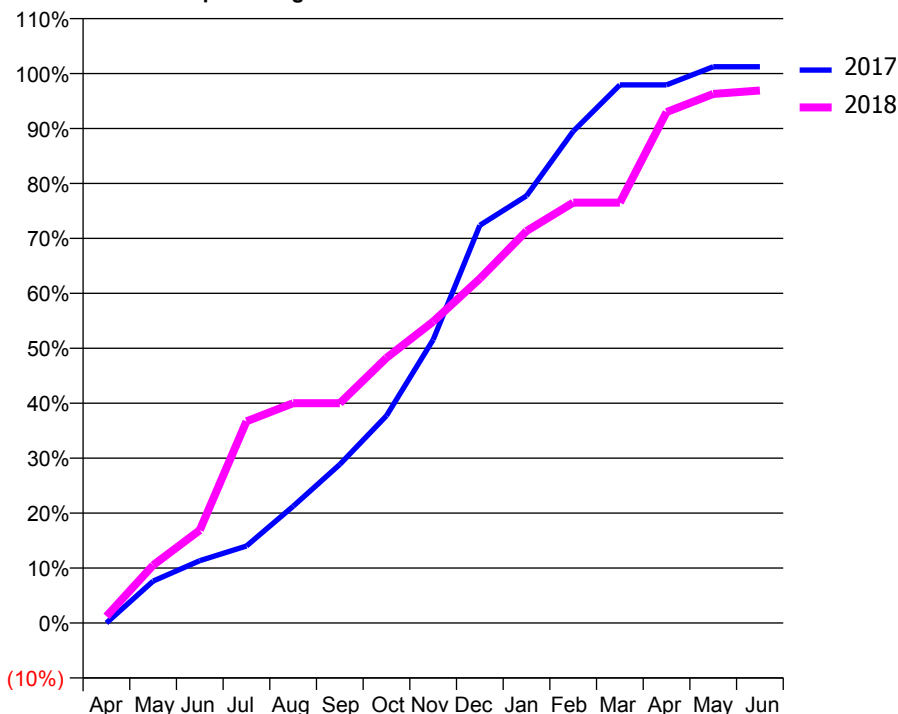
ACCESS*

Patients seen in 24 months	Total	Change since previous quarter
Quarter ending March 2017	287	
Quarter ending June 2017	286	→
Quarter ending September 2017	277	↓
Quarter ending December 2017	269	↓
Quarter ending March 2018	274	→
Variance since March 2017	(4.5%)	↓



ACTIVITY

Cumulative percentage of contracted UDA delivered 2017 & 2018



Month	Adjusted Scheduled Activity (UDA)	
	2017	2018
April	0	6
May	37	51
June	55	82
July	68	178
August	103	194
September	140	194
October	183	234
November	250	266
December	351	304
January	377	346
February	434	371
March	475	371
April	475	451
May	491	467
June	491	470

QUALITY

	Quantity	Base Number	Contract	AT	Region	England
% of FP17s for the same patient ID Re-attending within 3 months - Children	11	218	5.0%	10.0%	11.5%	11.9%
% of FP17s for the same patient ID Re-attending within 3 months - Adults	2	53	3.8%	14.6%	15.9%	16.0%
% of FP17s for the same patient ID Re-attending between 3 & 9 months - Children	134	218	61.5%	59.5%	60.6%	58.3%
% of FP17s for the same patient ID Re-attending between 3 & 9 months - Adults	32	53	60.4%	50.4%	51.6%	50.3%
% of FP17s for Band 1 Urgent Courses	0	331	0.0%	10.1%	9.5%	9.1%
% of FP17s Relating to Free Repair or Replacements	0	331	0.0%	0.9%	0.7%	0.8%
% of FP17s Relating to Continuations	0	331	0.0%	1.1%	1.0%	1.0%
% of Patients satisfied with the dentistry they have received	0	0	N/A	92.0%	92.0%	91.5%
% of Patients satisfied with the time they had to wait for an appointment	0	0	N/A	85.9%	88.1%	87.9%

* This is based on patients treated on this contract for their most recent course of treatment. Figures in italics indicate the base number of FP17s or Patient Questionnaire responses are less than 100. N/A is shown where the base number of responses is less than 10 during the period. % is calculated as Quantity/Base number*100

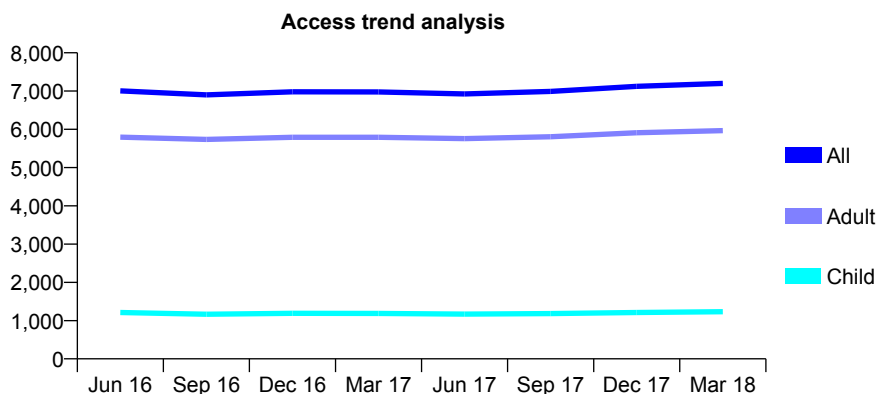
Q66 - Vital Signs At a Glance Contract Report for 189472/0001 - Year end March 2018

Name or company name	St Leonard's Dental Practice Ltd
Contract type name	GDS Contract
Purpose of contract	General
Contract start date	01/08/2009
Contract end date	

17/18 Contracted general activity (UDA)	23,973
Carry forward general activity (UDA)	-439
17/18 Contracted orthodontic activity (UOA)	0
Carry forward orthodontic activity (UOA)	0
Baseline contract value	£753,631.56

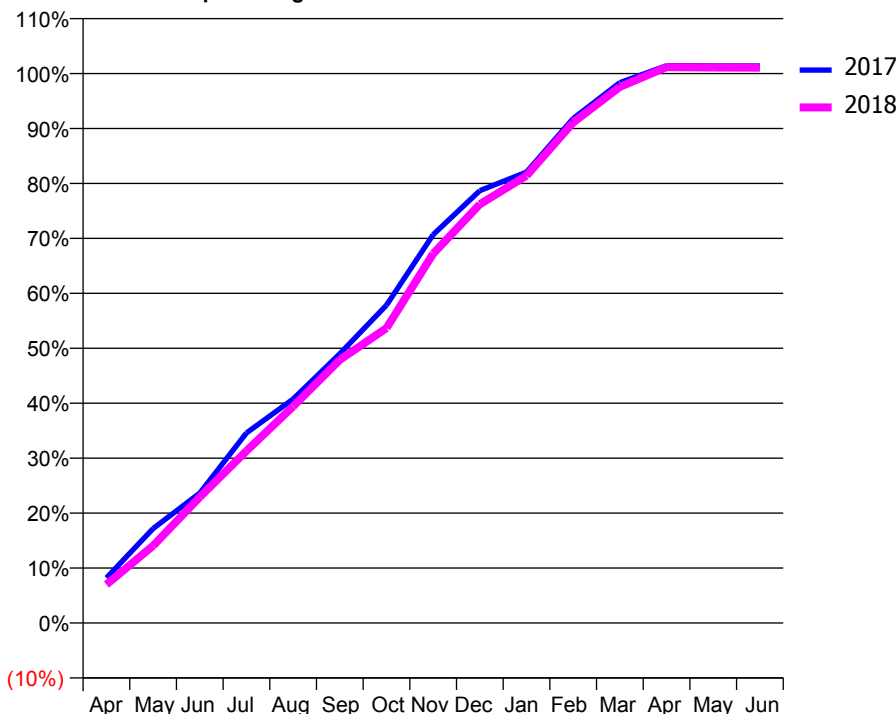
ACCESS*

Patients seen in 24 months	Total	Change since previous quarter
Quarter ending March 2017	6,977	
Quarter ending June 2017	6,926	→
Quarter ending September 2017	6,991	→
Quarter ending December 2017	7,122	→
Quarter ending March 2018	7,200	→
Variance since March 2017	3.2%	↑



ACTIVITY

Cumulative percentage of contracted UDA delivered 2017 & 2018



Month	Adjusted Scheduled Activity (UDA)	
	2017	2018
April	1,803	1,677
May	3,777	3,372
June	5,195	5,493
July	7,599	7,508
August	8,957	9,449
September	10,769	11,478
October	12,709	12,865
November	15,529	16,110
December	17,290	18,267
January	18,032	19,514
February	20,172	21,835
March	21,607	23,391
April	22,287	24,252
May	22,274	24,234
June	22,274	24,228

QUALITY

	Quantity	Base Number	Contract	AT	Region	England
% of FP17s for the same patient ID Re-attending within 3 months - Children	106	2,027	5.2%	10.0%	11.5%	11.9%
% of FP17s for the same patient ID Re-attending within 3 months - Adults	1,481	10,016	14.8%	14.6%	15.9%	16.0%
% of FP17s for the same patient ID Re-attending between 3 & 9 months - Children	1,406	2,027	69.4%	59.5%	60.6%	58.3%
% of FP17s for the same patient ID Re-attending between 3 & 9 months - Adults	6,132	10,016	61.2%	50.4%	51.6%	50.3%
% of FP17s for Band 1 Urgent Courses	1,147	12,224	9.4%	10.1%	9.5%	9.1%
% of FP17s Relating to Free Repair or Replacements	65	12,224	0.5%	0.9%	0.7%	0.8%
% of FP17s Relating to Continuations	60	12,224	0.5%	1.1%	1.0%	1.0%
% of Patients satisfied with the dentistry they have received	13	15	86.7%	92.0%	92.0%	91.5%
% of Patients satisfied with the time they had to wait for an appointment	11	15	73.3%	85.9%	88.1%	87.9%

* This is based on patients treated on this contract for their most recent course of treatment. Figures in italics indicate the base number of FP17s or Patient Questionnaire responses are less than 100. N/A is shown where the base number of responses is less than 10 during the period. % is calculated as Quantity/Base number*100

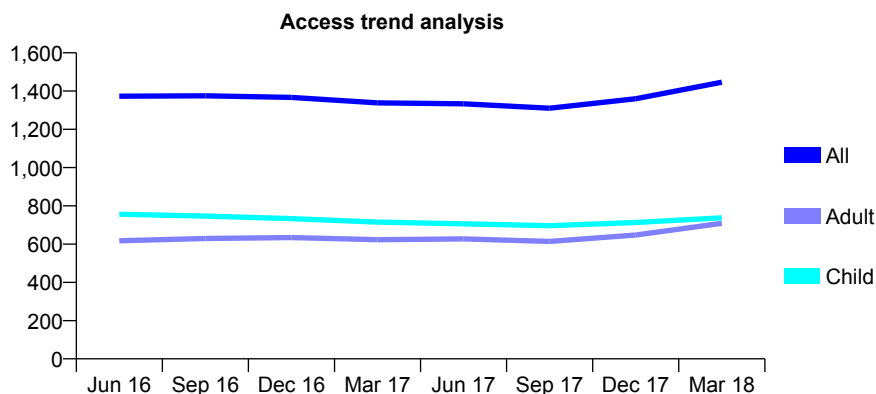
Q66 - Vital Signs At a Glance Contract Report for 189731/0001 - Year end March 2018

Name or company name	Spicer Road Dental Practice Ltd
Contract type name	GDS Contract
Purpose of contract	General
Contract start date	01/01/2013
Contract end date	

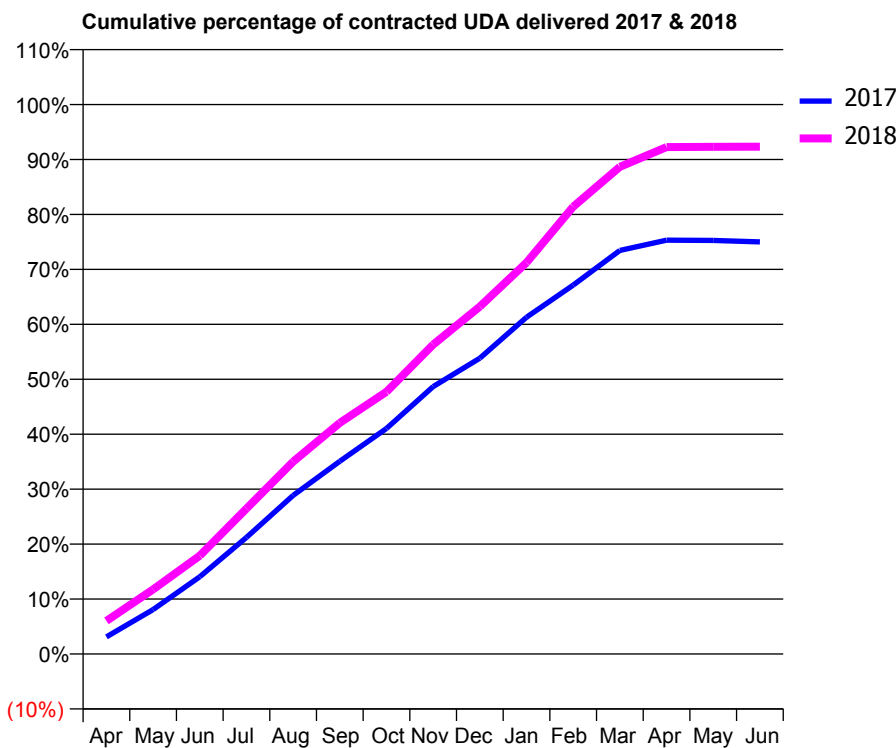
17/18 Contracted general activity (UDA)	4,200
Carry forward general activity (UDA)	0
17/18 Contracted orthodontic activity (UOA)	0
Carry forward orthodontic activity (UOA)	0
Baseline contract value	£101,474.95

ACCESS*

Patients seen in 24 months	Total	Change since previous quarter
Quarter ending March 2017	1,338	
Quarter ending June 2017	1,333	→
Quarter ending September 2017	1,310	↓
Quarter ending December 2017	1,360	↑
Quarter ending March 2018	1,446	↑
Variance since March 2017	8.1%	↑



ACTIVITY



Month	Adjusted Scheduled Activity (UDA)	
	2017	2018
April	131	253
May	340	494
June	590	752
July	892	1,112
August	1,213	1,470
September	1,473	1,767
October	1,724	2,004
November	2,044	2,365
December	2,261	2,656
January	2,574	2,992
February	2,820	3,419
March	3,084	3,724
April	3,163	3,875
May	3,161	3,877
June	3,150	3,878

QUALITY

	Quantity	Base Number	Contract	AT	Region	England
% of FP17s for the same patient ID Re-attending within 3 months - Children	106	1,292	8.2%	10.0%	11.5%	11.9%
% of FP17s for the same patient ID Re-attending within 3 months - Adults	168	1,006	16.7%	14.6%	15.9%	16.0%
% of FP17s for the same patient ID Re-attending between 3 & 9 months - Children	850	1,292	65.8%	59.5%	60.6%	58.3%
% of FP17s for the same patient ID Re-attending between 3 & 9 months - Adults	541	1,006	53.8%	50.4%	51.6%	50.3%
% of FP17s for Band 1 Urgent Courses	159	2,330	6.8%	10.1%	9.5%	9.1%
% of FP17s Relating to Free Repair or Replacements	16	2,330	0.7%	0.9%	0.7%	0.8%
% of FP17s Relating to Continuations	2	2,330	0.1%	1.1%	1.0%	1.0%
% of Patients satisfied with the dentistry they have received	1	1	N/A	92.0%	92.0%	91.5%
% of Patients satisfied with the time they had to wait for an appointment	1	1	N/A	85.9%	88.1%	87.9%

* This is based on patients treated on this contract for their most recent course of treatment. Figures in italics indicate the base number of FP17s or Patient Questionnaire responses are less than 100. N/A is shown where the base number of responses is less than 10 during the period. % is calculated as Quantity/Base number*100

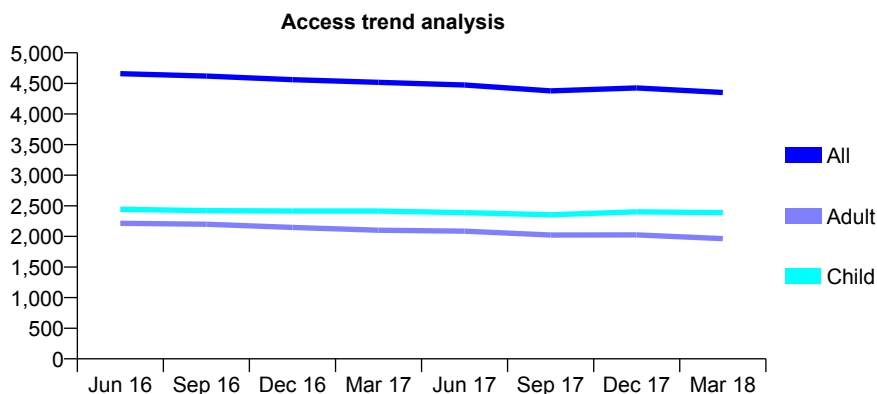
Q66 - Vital Signs At a Glance Contract Report for 191078/0001 - Year end March 2018

Name or company name	Lynbridge House NHS Dental Practice
Contract type name	GDS Contract
Purpose of contract	General
Contract start date	01/04/2006
Contract end date	

17/18 Contracted general activity (UDA)	12,250
Carry forward general activity (UDA)	0
17/18 Contracted orthodontic activity (UOA)	0
Carry forward orthodontic activity (UOA)	0
Baseline contract value	£292,454.58

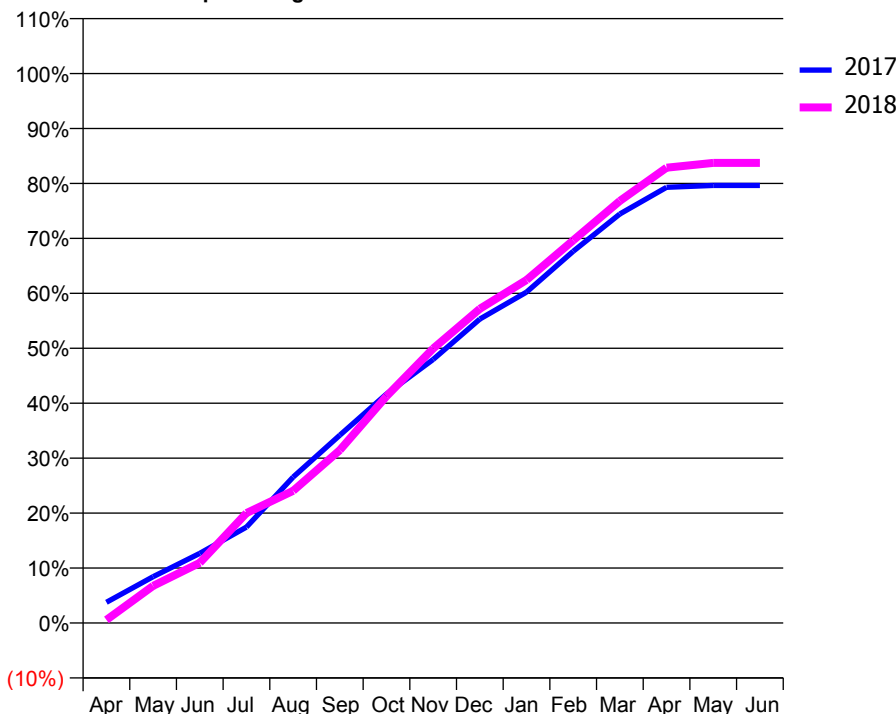
ACCESS*

Patients seen in 24 months	Total	Change since previous quarter
Quarter ending March 2017	4,518	
Quarter ending June 2017	4,474	→
Quarter ending September 2017	4,377	↓
Quarter ending December 2017	4,425	→
Quarter ending March 2018	4,352	↓
Variance since March 2017	(3.7%)	↓



ACTIVITY

Cumulative percentage of contracted UDA delivered 2017 & 2018



Month	Adjusted Scheduled Activity (UDA)	
	2017	2018
April	464	70
May	1,033	829
June	1,553	1,342
July	2,140	2,452
August	3,253	2,947
September	4,188	3,853
October	5,107	5,056
November	5,876	6,120
December	6,775	7,006
January	7,378	7,647
February	8,287	8,530
March	9,118	9,409
April	9,713	10,150
May	9,754	10,259
June	9,755	10,259

QUALITY

	Quantity	Base Number	Contract	AT	Region	England
% of FP17s for the same patient ID Re-attending within 3 months - Children	227	2,938	7.7%	10.0%	11.5%	11.9%
% of FP17s for the same patient ID Re-attending within 3 months - Adults	610	2,385	25.6%	14.6%	15.9%	16.0%
% of FP17s for the same patient ID Re-attending between 3 & 9 months - Children	1,341	2,938	45.6%	59.5%	60.6%	58.3%
% of FP17s for the same patient ID Re-attending between 3 & 9 months - Adults	987	2,385	41.4%	50.4%	51.6%	50.3%
% of FP17s for Band 1 Urgent Courses	637	4,961	12.8%	10.1%	9.5%	9.1%
% of FP17s Relating to Free Repair or Replacements	1	4,961	0.0%	0.9%	0.7%	0.8%
% of FP17s Relating to Continuations	34	4,961	0.7%	1.1%	1.0%	1.0%
% of Patients satisfied with the dentistry they have received	3	3	N/A	92.0%	92.0%	91.5%
% of Patients satisfied with the time they had to wait for an appointment	3	3	N/A	85.9%	88.1%	87.9%

* This is based on patients treated on this contract for their most recent course of treatment. Figures in italics indicate the base number of FP17s or Patient Questionnaire responses are less than 100. N/A is shown where the base number of responses is less than 10 during the period. % is calculated as Quantity/Base number*100

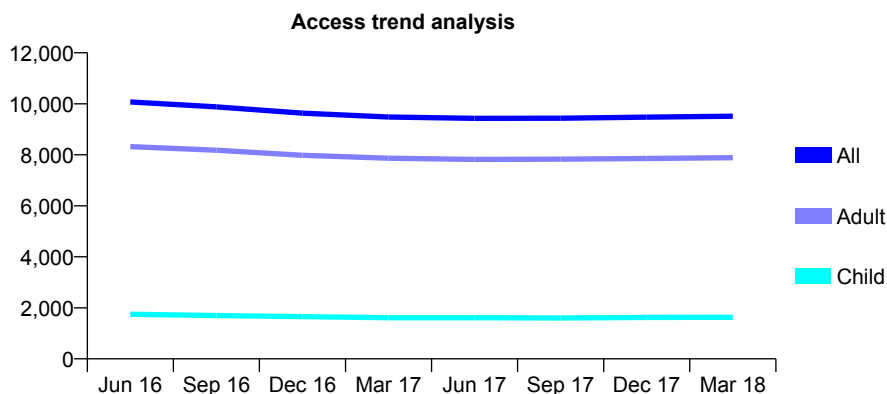
Q66 - Vital Signs At a Glance Contract Report for 193305/0001 - Year end March 2018

Name or company name	HONITON DENTAL CENTRE
Contract type name	GDS Contract
Purpose of contract	General and Orthodontic
Contract start date	01/09/2009
Contract end date	

17/18 Contracted general activity (UDA)	34,432
Carry forward general activity (UDA)	966
17/18 Contracted orthodontic activity (UOA)	0
Carry forward orthodontic activity (UOA)	0
Baseline contract value	£1,120,960.86

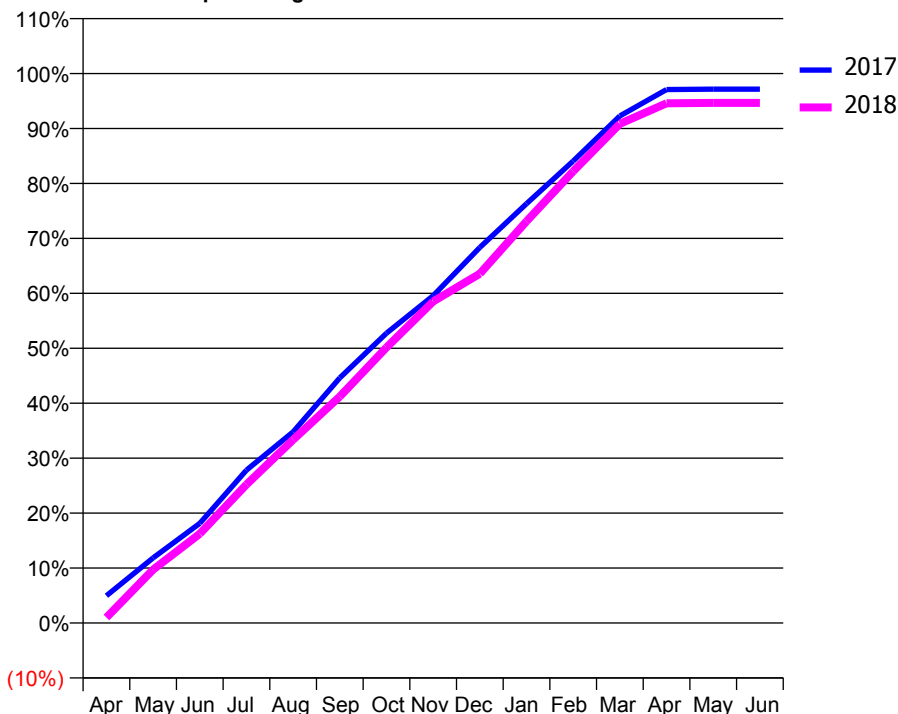
ACCESS*

Patients seen in 24 months	Total	Change since previous quarter
Quarter ending March 2017	9,483	
Quarter ending June 2017	9,431	→
Quarter ending September 2017	9,434	→
Quarter ending December 2017	9,477	→
Quarter ending March 2018	9,513	→
Variance since March 2017	0.3%	→



ACTIVITY

Cumulative percentage of contracted UDA delivered 2017 & 2018



Month	Adjusted Scheduled Activity (UDA)	
	2017	2018
April	1,706	348
May	4,085	3,350
June	6,243	5,594
July	9,578	8,681
August	11,977	11,481
September	15,365	14,190
October	18,157	17,264
November	20,506	20,150
December	23,532	21,891
January	26,271	25,171
February	28,944	28,305
March	31,773	31,280
April	33,428	32,566
May	33,448	32,592
June	33,453	32,591

QUALITY

	Quantity	Base Number	Contract	AT	Region	England
% of FP17s for the same patient ID Re-attending within 3 months - Children	144	2,774	5.2%	10.0%	11.5%	11.9%
% of FP17s for the same patient ID Re-attending within 3 months - Adults	2,398	13,458	17.8%	14.6%	15.9%	16.0%
% of FP17s for the same patient ID Re-attending between 3 & 9 months - Children	2,027	2,774	73.1%	59.5%	60.6%	58.3%
% of FP17s for the same patient ID Re-attending between 3 & 9 months - Adults	7,739	13,458	57.5%	50.4%	51.6%	50.3%
% of FP17s for Band 1 Urgent Courses	1,169	16,062	7.3%	10.1%	9.5%	9.1%
% of FP17s Relating to Free Repair or Replacements	135	16,062	0.8%	0.9%	0.7%	0.8%
% of FP17s Relating to Continuations	229	16,062	1.4%	1.1%	1.0%	1.0%
% of Patients satisfied with the dentistry they have received	23	23	100.0%	92.0%	92.0%	91.5%
% of Patients satisfied with the time they had to wait for an appointment	22	23	95.7%	85.9%	88.1%	87.9%

* This is based on patients treated on this contract for their most recent course of treatment. Figures in italics indicate the base number of FP17s or Patient Questionnaire responses are less than 100. N/A is shown where the base number of responses is less than 10 during the period. % is calculated as Quantity/Base number*100

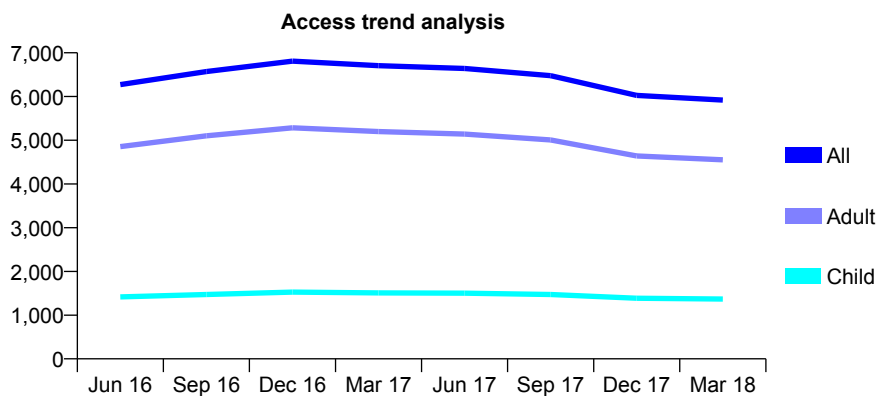
Q66 - Vital Signs At a Glance Contract Report for 194921/0001 - Year end March 2018

Name or company name	The Harbour Way Partnership
Contract type name	GDS Contract
Purpose of contract	General and Orthodontic
Contract start date	01/02/2014
Contract end date	

17/18 Contracted general activity (UDA)	20,000
Carry forward general activity (UDA)	164
17/18 Contracted orthodontic activity (UOA)	0
Carry forward orthodontic activity (UOA)	0
Baseline contract value	£448,267.57

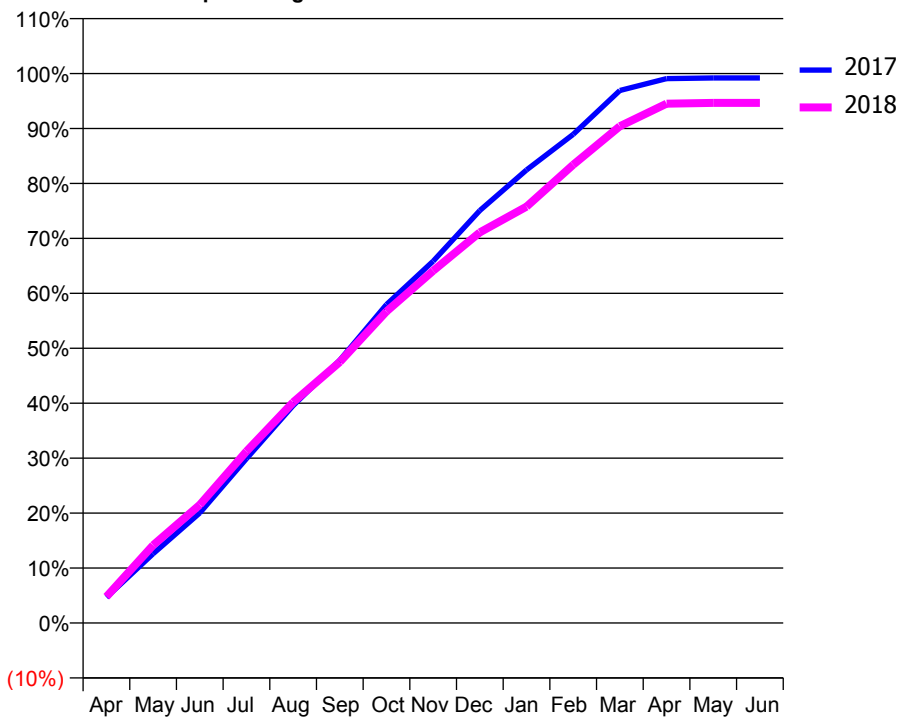
ACCESS*

Patients seen in 24 months	Total	Change since previous quarter
Quarter ending March 2017	6,706	
Quarter ending June 2017	6,643	→
Quarter ending September 2017	6,478	↓
Quarter ending December 2017	6,027	↓
Quarter ending March 2018	5,920	↓
Variance since March 2017	(11.7%)	↓



ACTIVITY

Cumulative percentage of contracted UDA delivered 2017 & 2018



Adjusted Scheduled Activity (UDA)

Month	2017	2018
April	937	958
May	2,522	2,834
June	4,007	4,303
July	5,983	6,247
August	7,915	8,033
September	9,567	9,499
October	11,594	11,338
November	13,169	12,819
December	15,013	14,217
January	16,489	15,153
February	17,787	16,679
March	19,382	18,079
April	19,816	18,902
May	19,836	18,931
June	19,836	18,931

QUALITY

	Quantity	Base Number	Contract	AT	Region	England
% of FP17s for the same patient ID Re-attending within 3 months - Children	169	2,094	8.1%	10.0%	11.5%	11.9%
% of FP17s for the same patient ID Re-attending within 3 months - Adults	1,452	7,021	20.7%	14.6%	15.9%	16.0%
% of FP17s for the same patient ID Re-attending between 3 & 9 months - Children	1,306	2,094	62.4%	59.5%	60.6%	58.3%
% of FP17s for the same patient ID Re-attending between 3 & 9 months - Adults	4,015	7,021	57.2%	50.4%	51.6%	50.3%
% of FP17s for Band 1 Urgent Courses	953	9,252	10.3%	10.1%	9.5%	9.1%
% of FP17s Relating to Free Repair or Replacements	194	9,252	2.1%	0.9%	0.7%	0.8%
% of FP17s Relating to Continuations	316	9,252	3.4%	1.1%	1.0%	1.0%
% of Patients satisfied with the dentistry they have received	14	15	93.3%	92.0%	92.0%	91.5%
% of Patients satisfied with the time they had to wait for an appointment	13	15	86.7%	85.9%	88.1%	87.9%

* This is based on patients treated on this contract for their most recent course of treatment. Figures in italics indicate the base number of FP17s or Patient Questionnaire responses are less than 100. N/A is shown where the base number of responses is less than 10 during the period. % is calculated as Quantity/Base number*100

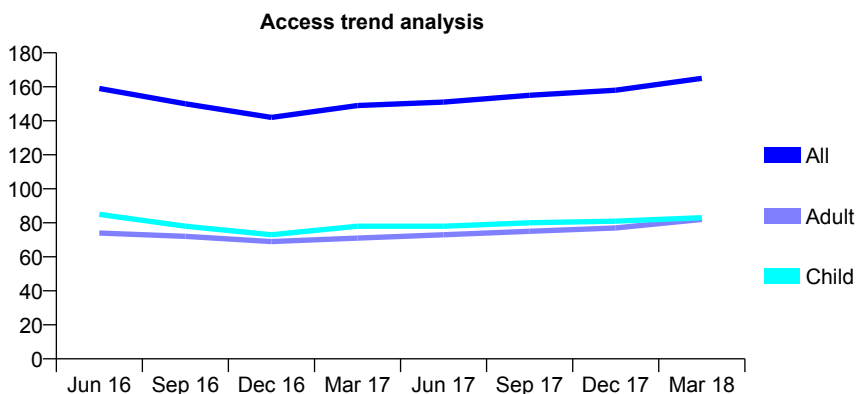
Q66 - Vital Signs At a Glance Contract Report for 195715/0001 - Year end March 2018

Name or company name	Tor Lodge Dental Partnership
Contract type name	GDS Contract
Purpose of contract	General and Orthodontic
Contract start date	15/11/2013
Contract end date	

17/18 Contracted general activity (UDA)	465
Carry forward general activity (UDA)	-3
17/18 Contracted orthodontic activity (UOA)	600
Carry forward orthodontic activity (UOA)	6
Baseline contract value	£54,235.27

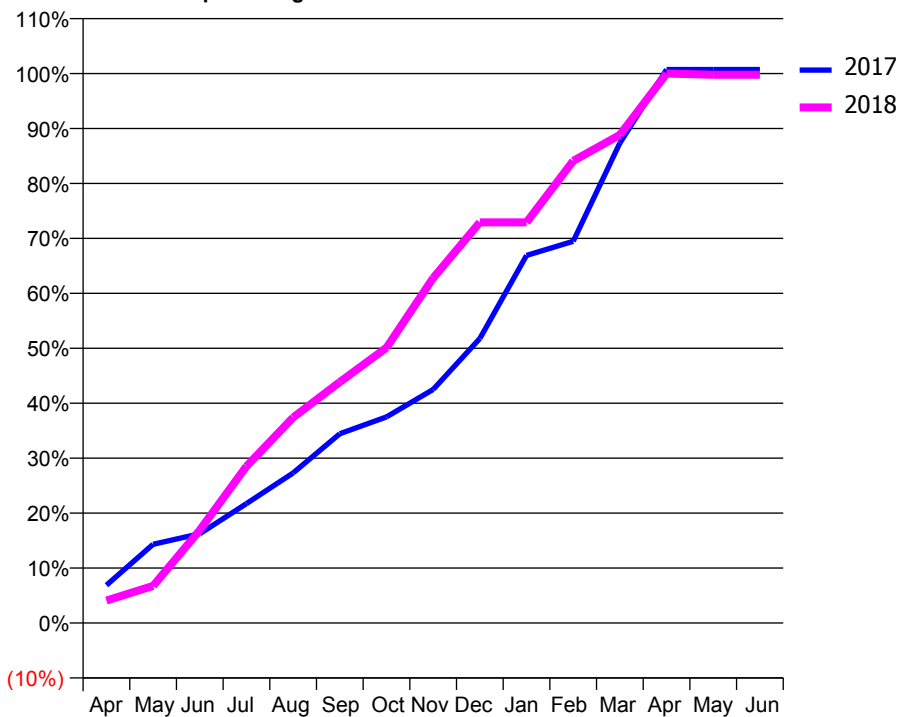
ACCESS*

Patients seen in 24 months	Total	Change since previous quarter
Quarter ending March 2017	149	
Quarter ending June 2017	151	→
Quarter ending September 2017	155	↑
Quarter ending December 2017	158	→
Quarter ending March 2018	165	↑
Variance since March 2017	10.7%	↑



ACTIVITY

Cumulative percentage of contracted UDA delivered 2017 & 2018



Month	Adjusted Scheduled Activity (UDA)	
	2017	2018
April	32	19
May	67	31
June	76	79
July	101	133
August	127	174
September	160	204
October	174	233
November	198	292
December	241	339
January	311	339
February	323	391
March	406	413
April	468	465
May	468	464
June	468	464

QUALITY

	Quantity	Base Number	Contract	AT	Region	England
% of FP17s for the same patient ID Re-attending within 3 months - Children	28	214	13.1%	10.0%	11.5%	11.9%
% of FP17s for the same patient ID Re-attending within 3 months - Adults	14	110	12.7%	14.6%	15.9%	16.0%
% of FP17s for the same patient ID Re-attending between 3 & 9 months - Children	92	214	43.0%	59.5%	60.6%	58.3%
% of FP17s for the same patient ID Re-attending between 3 & 9 months - Adults	69	110	62.7%	50.4%	51.6%	50.3%
% of FP17s for Band 1 Urgent Courses	5	214	2.3%	10.1%	9.5%	9.1%
% of FP17s Relating to Free Repair or Replacements	0	214	0.0%	0.9%	0.7%	0.8%
% of FP17s Relating to Continuations	0	214	0.0%	1.1%	1.0%	1.0%
% of Patients satisfied with the dentistry they have received	0	0	N/A	92.0%	92.0%	91.5%
% of Patients satisfied with the time they had to wait for an appointment	0	0	N/A	85.9%	88.1%	87.9%

* This is based on patients treated on this contract for their most recent course of treatment. Figures in italics indicate the base number of FP17s or Patient Questionnaire responses are less than 100. N/A is shown where the base number of responses is less than 10 during the period. % is calculated as Quantity/Base number*100

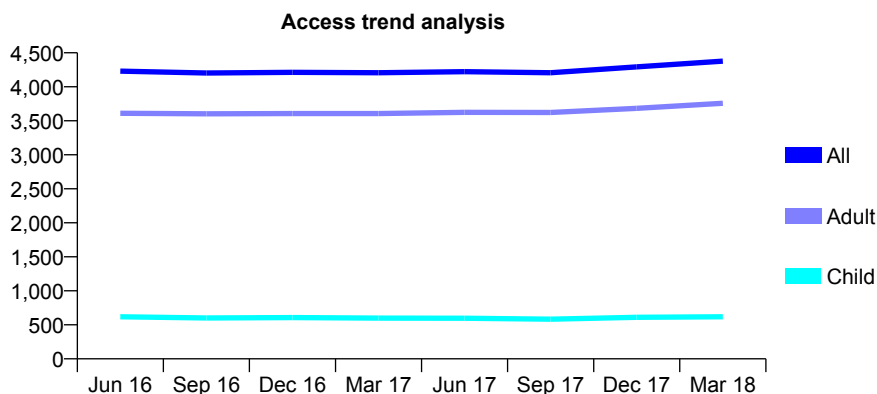
Q66 - Vital Signs At a Glance Contract Report for 196002/0001 - Year end March 2018

Name or company name	Ingrid Cubbon Dental surgery (SW) Limited
Contract type name	GDS Contract
Purpose of contract	General
Contract start date	01/12/2012
Contract end date	

17/18 Contracted general activity (UDA)	15,021
Carry forward general activity (UDA)	-238
17/18 Contracted orthodontic activity (UOA)	0
Carry forward orthodontic activity (UOA)	0
Baseline contract value	£347,419.06

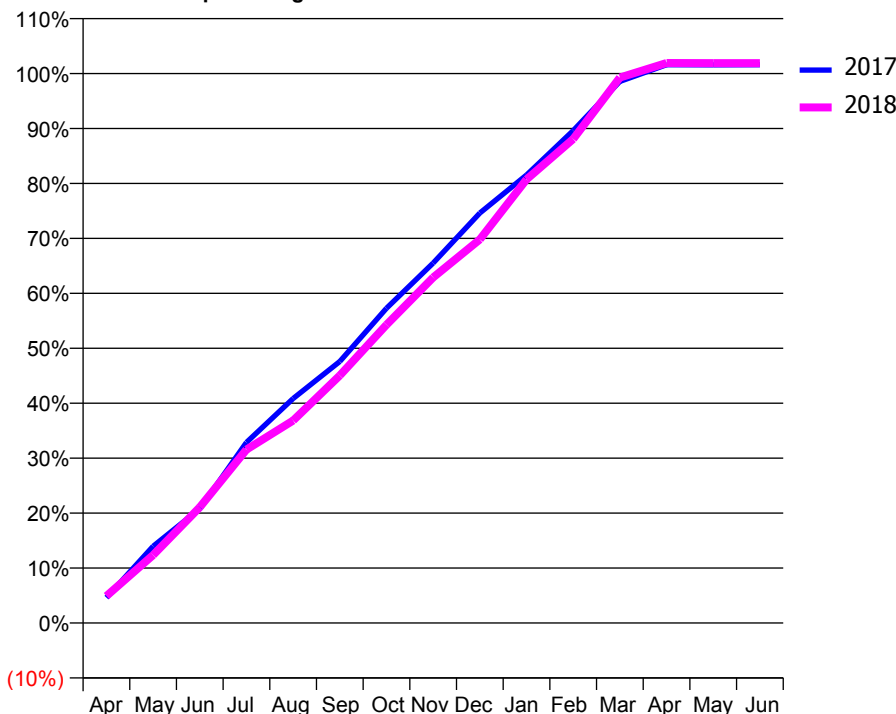
ACCESS*

Patients seen in 24 months	Total	Change since previous quarter
Quarter ending March 2017	4,206	
Quarter ending June 2017	4,222	→
Quarter ending September 2017	4,207	→
Quarter ending December 2017	4,294	↑
Quarter ending March 2018	4,377	→
Variance since March 2017	4.1%	↑



ACTIVITY

Cumulative percentage of contracted UDA delivered 2017 & 2018



Month	Adjusted Scheduled Activity (UDA)	
	2017	2018
April	694	738
May	2,099	1,859
June	3,124	3,167
July	4,936	4,741
August	6,135	5,534
September	7,148	6,769
October	8,605	8,152
November	9,839	9,445
December	11,208	10,485
January	12,246	12,127
February	13,460	13,231
March	14,804	14,912
April	15,259	15,307
May	15,258	15,305
June	15,259	15,305

QUALITY

	Quantity	Base Number	Contract	AT	Region	England
% of FP17s for the same patient ID Re-attending within 3 months - Children	39	1,004	3.9%	10.0%	11.5%	11.9%
% of FP17s for the same patient ID Re-attending within 3 months - Adults	925	6,703	13.8%	14.6%	15.9%	16.0%
% of FP17s for the same patient ID Re-attending between 3 & 9 months - Children	702	1,004	69.9%	59.5%	60.6%	58.3%
% of FP17s for the same patient ID Re-attending between 3 & 9 months - Adults	4,573	6,703	68.2%	50.4%	51.6%	50.3%
% of FP17s for Band 1 Urgent Courses	438	7,628	5.7%	10.1%	9.5%	9.1%
% of FP17s Relating to Free Repair or Replacements	53	7,628	0.7%	0.9%	0.7%	0.8%
% of FP17s Relating to Continuations	80	7,628	1.0%	1.1%	1.0%	1.0%
% of Patients satisfied with the dentistry they have received	13	13	100.0%	92.0%	92.0%	91.5%
% of Patients satisfied with the time they had to wait for an appointment	12	13	92.3%	85.9%	88.1%	87.9%

* This is based on patients treated on this contract for their most recent course of treatment. Figures in italics indicate the base number of FP17s or Patient Questionnaire responses are less than 100. N/A is shown where the base number of responses is less than 10 during the period. % is calculated as Quantity/Base number*100

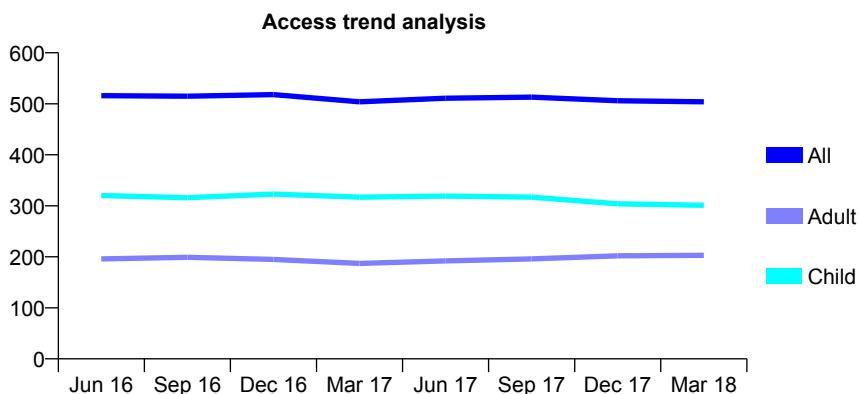
Q66 - Vital Signs At a Glance Contract Report for 196045/0001 - Year end March 2018

Name or company name	Millbrook Villas Limited
Contract type name	GDS Contract
Purpose of contract	General
Contract start date	01/05/2013
Contract end date	

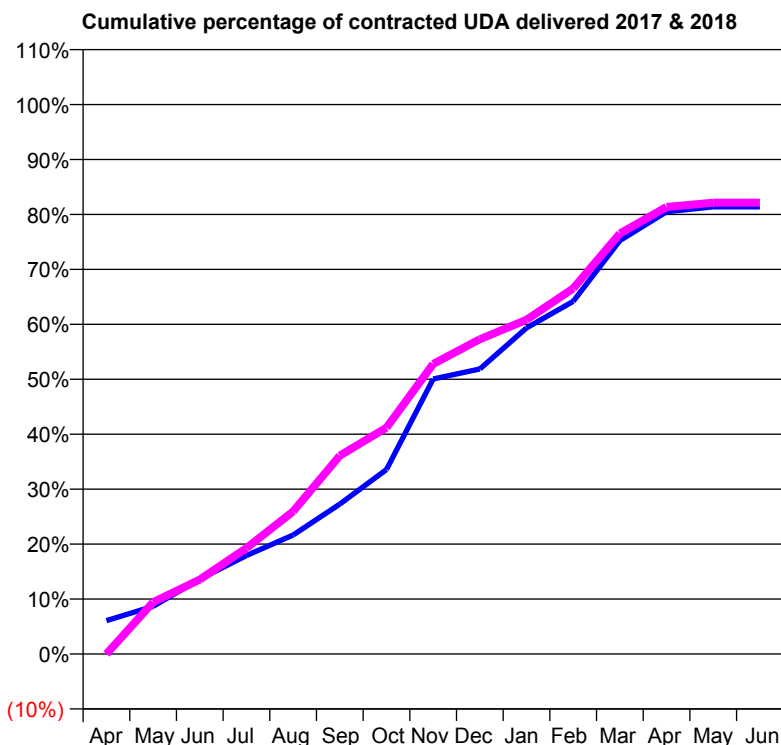
17/18 Contracted general activity (UDA)	1,100
Carry forward general activity (UDA)	0
17/18 Contracted orthodontic activity (UOA)	0
Carry forward orthodontic activity (UOA)	0
Baseline contract value	£27,764.53

ACCESS*

Patients seen in 24 months	Total	Change since previous quarter
Quarter ending March 2017	504	
Quarter ending June 2017	511	→
Quarter ending September 2017	513	→
Quarter ending December 2017	506	↓
Quarter ending March 2018	504	→
Variance since March 2017	0.0%	→



ACTIVITY



Month	Adjusted Scheduled Activity (UDA)	
	2017	2018
April	67	0
May	95	104
June	150	149
July	197	212
August	238	285
September	300	397
October	369	453
November	551	581
December	571	630
January	653	669
February	706	732
March	828	842
April	885	895
May	895	903
June	895	903

QUALITY

	Quantity	Base Number	Contract	AT	Region	England
% of FP17s for the same patient ID Re-attending within 3 months - Children	25	556	4.5%	10.0%	11.5%	11.9%
% of FP17s for the same patient ID Re-attending within 3 months - Adults	17	210	8.1%	14.6%	15.9%	16.0%
% of FP17s for the same patient ID Re-attending between 3 & 9 months - Children	412	556	74.1%	59.5%	60.6%	58.3%
% of FP17s for the same patient ID Re-attending between 3 & 9 months - Adults	109	210	51.9%	50.4%	51.6%	50.3%
% of FP17s for Band 1 Urgent Courses	28	753	3.7%	10.1%	9.5%	9.1%
% of FP17s Relating to Free Repair or Replacements	0	753	0.0%	0.9%	0.7%	0.8%
% of FP17s Relating to Continuations	0	753	0.0%	1.1%	1.0%	1.0%
% of Patients satisfied with the dentistry they have received	0	0	N/A	92.0%	92.0%	91.5%
% of Patients satisfied with the time they had to wait for an appointment	0	0	N/A	85.9%	88.1%	87.9%

* This is based on patients treated on this contract for their most recent course of treatment. Figures in italics indicate the base number of FP17s or Patient Questionnaire responses are less than 100. N/A is shown where the base number of responses is less than 10 during the period. % is calculated as Quantity/Base number*100

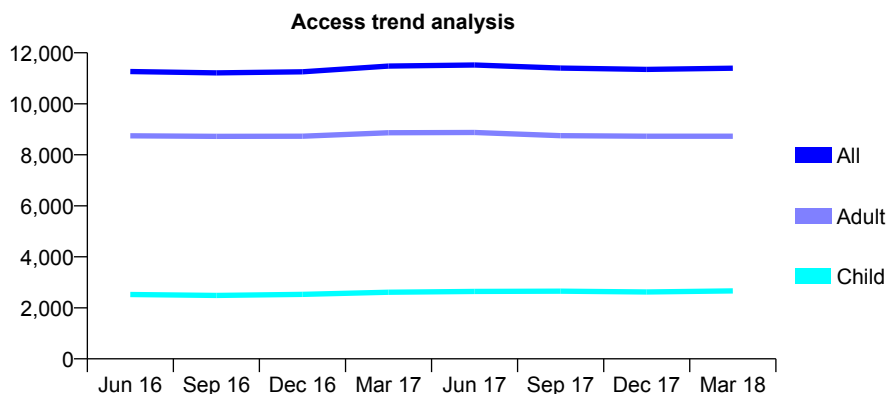
Q66 - Vital Signs At a Glance Contract Report for 196053/0001 - Year end March 2018

Name or company name	Truro Dental Health
Contract type name	GDS Contract
Purpose of contract	General
Contract start date	01/02/2007
Contract end date	

17/18 Contracted general activity (UDA)	29,737
Carry forward general activity (UDA)	0
17/18 Contracted orthodontic activity (UOA)	0
Carry forward orthodontic activity (UOA)	0
Baseline contract value	£780,133.81

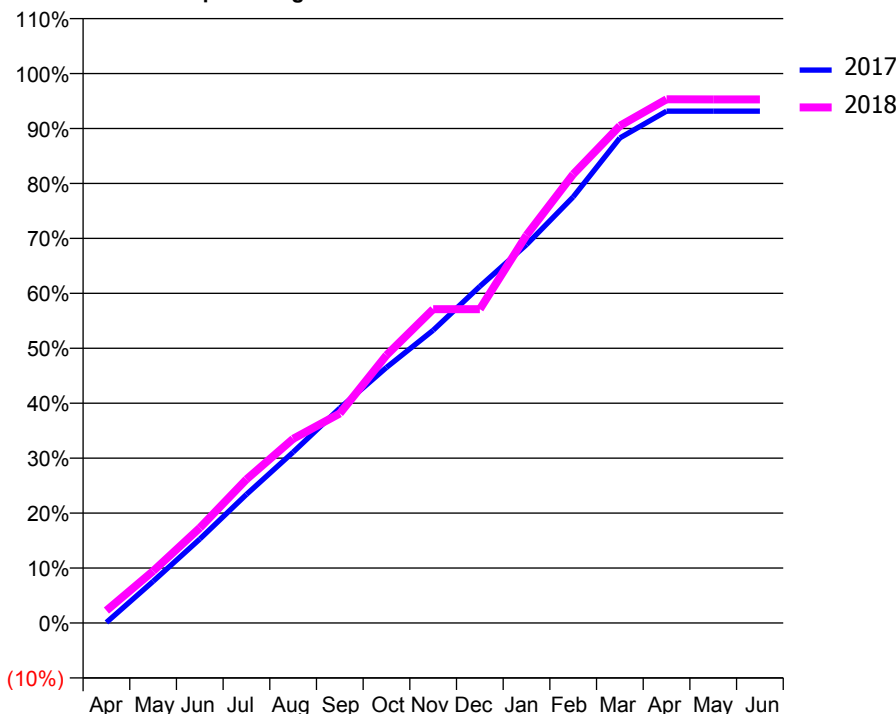
ACCESS*

Patients seen in 24 months	Total	Change since previous quarter
Quarter ending March 2017	11,480	
Quarter ending June 2017	11,521	→
Quarter ending September 2017	11,400	↓
Quarter ending December 2017	11,351	→
Quarter ending March 2018	11,396	→
Variance since March 2017	(0.7%)	→



ACTIVITY

Cumulative percentage of contracted UDA delivered 2017 & 2018



Month	Adjusted Scheduled Activity (UDA)	
	2017	2018
April	30	675
May	2,255	2,810
June	4,544	5,146
July	6,959	7,776
August	9,247	9,967
September	11,626	11,338
October	13,830	14,497
November	15,841	16,983
December	18,219	16,983
January	20,473	20,991
February	23,062	24,283
March	26,251	26,905
April	27,702	28,339
May	27,699	28,335
June	27,701	28,336

QUALITY

	Quantity	Base Number	Contract	AT	Region	England
% of FP17s for the same patient ID Re-attending within 3 months - Children	230	3,919	5.9%	10.0%	11.5%	11.9%
% of FP17s for the same patient ID Re-attending within 3 months - Adults	1,834	12,760	14.4%	14.6%	15.9%	16.0%
% of FP17s for the same patient ID Re-attending between 3 & 9 months - Children	2,253	3,919	57.5%	59.5%	60.6%	58.3%
% of FP17s for the same patient ID Re-attending between 3 & 9 months - Adults	7,055	12,760	55.3%	50.4%	51.6%	50.3%
% of FP17s for Band 1 Urgent Courses	1,532	15,721	9.7%	10.1%	9.5%	9.1%
% of FP17s Relating to Free Repair or Replacements	251	15,721	1.6%	0.9%	0.7%	0.8%
% of FP17s Relating to Continuations	149	15,721	0.9%	1.1%	1.0%	1.0%
% of Patients satisfied with the dentistry they have received	13	15	86.7%	92.0%	92.0%	91.5%
% of Patients satisfied with the time they had to wait for an appointment	15	15	100.0%	85.9%	88.1%	87.9%

* This is based on patients treated on this contract for their most recent course of treatment. Figures in italics indicate the base number of FP17s or Patient Questionnaire responses are less than 100. N/A is shown where the base number of responses is less than 10 during the period. % is calculated as Quantity/Base number*100

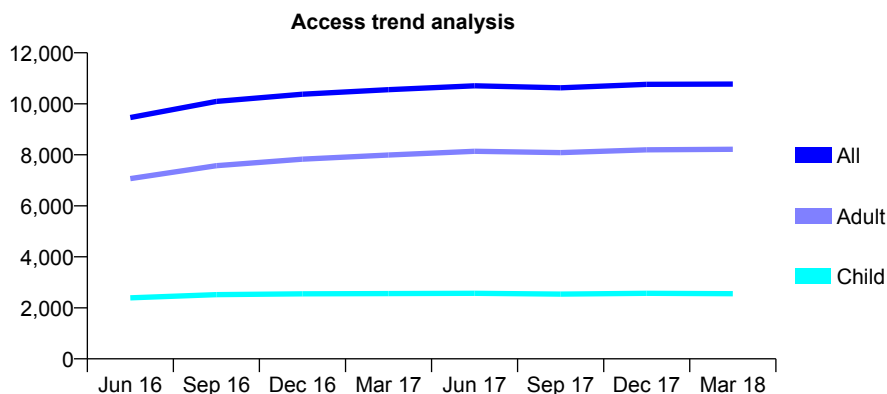
Q66 - Vital Signs At a Glance Contract Report for 196460/0001 - Year end March 2018

Name or company name	The Windsor Place Partnership
Contract type name	GDS Contract
Purpose of contract	General
Contract start date	01/12/2014
Contract end date	

17/18 Contracted general activity (UDA)	34,038
Carry forward general activity (UDA)	1,193
17/18 Contracted orthodontic activity (UOA)	0
Carry forward orthodontic activity (UOA)	0
Baseline contract value	£930,041.61

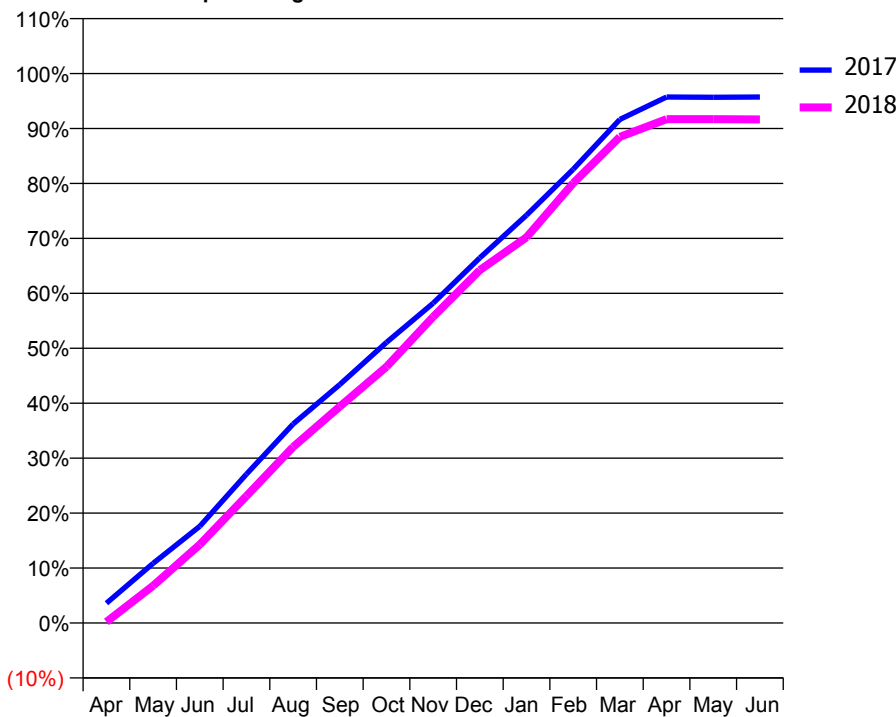
ACCESS*

Patients seen in 24 months	Total	Change since previous quarter
Quarter ending March 2017	10,554	
Quarter ending June 2017	10,706	→
Quarter ending September 2017	10,626	→
Quarter ending December 2017	10,765	→
Quarter ending March 2018	10,773	→
Variance since March 2017	2.1%	↑



ACTIVITY

Cumulative percentage of contracted UDA delivered 2017 & 2018



Month	Adjusted Scheduled Activity (UDA)	
	2017	2018
April	1,229	71
May	3,698	2,307
June	5,989	4,857
July	9,225	7,869
August	12,327	10,911
September	14,776	13,413
October	17,386	15,872
November	19,809	18,965
December	22,620	21,859
January	25,267	23,894
February	28,102	27,242
March	31,195	30,109
April	32,578	31,211
May	32,567	31,209
June	32,578	31,196

QUALITY

	Quantity	Base Number	Contract	AT	Region	England
% of FP17s for the same patient ID Re-attending within 3 months - Children	277	3,622	7.6%	10.0%	11.5%	11.9%
% of FP17s for the same patient ID Re-attending within 3 months - Adults	2,225	11,896	18.7%	14.6%	15.9%	16.0%
% of FP17s for the same patient ID Re-attending between 3 & 9 months - Children	1,989	3,622	54.9%	59.5%	60.6%	58.3%
% of FP17s for the same patient ID Re-attending between 3 & 9 months - Adults	5,966	11,896	50.2%	50.4%	51.6%	50.3%
% of FP17s for Band 1 Urgent Courses	2,215	15,479	14.3%	10.1%	9.5%	9.1%
% of FP17s Relating to Free Repair or Replacements	346	15,479	2.2%	0.9%	0.7%	0.8%
% of FP17s Relating to Continuations	172	15,479	1.1%	1.1%	1.0%	1.0%
% of Patients satisfied with the dentistry they have received	15	16	93.8%	92.0%	92.0%	91.5%
% of Patients satisfied with the time they had to wait for an appointment	12	16	75.0%	85.9%	88.1%	87.9%

* This is based on patients treated on this contract for their most recent course of treatment. Figures in italics indicate the base number of FP17s or Patient Questionnaire responses are less than 100. N/A is shown where the base number of responses is less than 10 during the period. % is calculated as Quantity/Base number*100

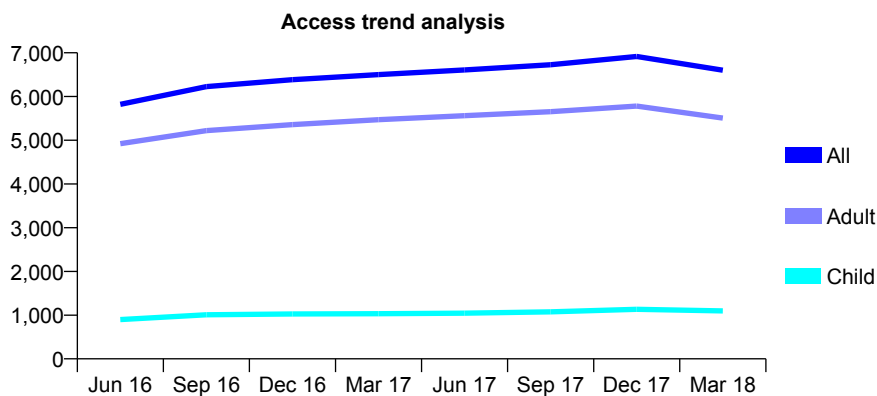
Q66 - Vital Signs At a Glance Contract Report for 196665/0001 - Year end March 2018

Name or company name	Dr Jaswinder Dhariwal
Contract type name	GDS Contract
Purpose of contract	General
Contract start date	14/09/2015
Contract end date	

17/18 Contracted general activity (UDA)	28,000
Carry forward general activity (UDA)	0
17/18 Contracted orthodontic activity (UOA)	0
Carry forward orthodontic activity (UOA)	0
Baseline contract value	£740,405.20

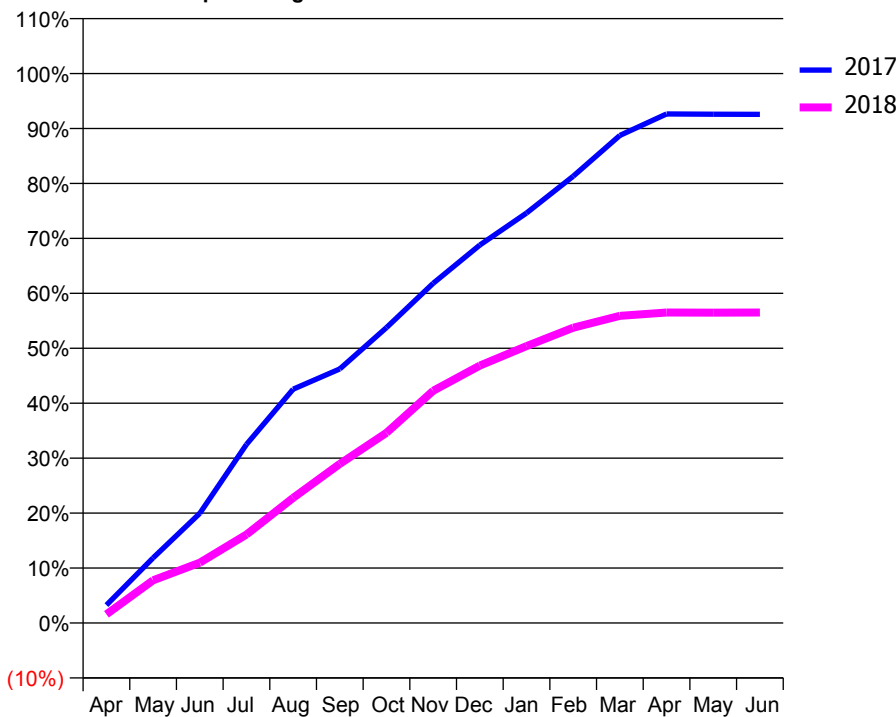
ACCESS*

Patients seen in 24 months	Total	Change since previous quarter
Quarter ending March 2017	6,502	
Quarter ending June 2017	6,609	→
Quarter ending September 2017	6,727	→
Quarter ending December 2017	6,915	↑
Quarter ending March 2018	6,601	↓
Variance since March 2017	1.5%	→



ACTIVITY

Cumulative percentage of contracted UDA delivered 2017 & 2018



Month	Adjusted Scheduled Activity (UDA)	
	2017	2018
April	718	444
May	2,606	2,176
June	4,389	3,073
July	7,153	4,509
August	9,362	6,376
September	10,172	8,108
October	11,828	9,690
November	13,599	11,831
December	15,133	13,119
January	16,416	14,108
February	17,889	15,047
March	19,521	15,653
April	20,383	15,819
May	20,368	15,813
June	20,366	15,825

QUALITY

	Quantity	Base Number	Contract	AT	Region	England
% of FP17s for the same patient ID Re-attending within 3 months - Children	254	1,733	14.7%	10.0%	11.5%	11.9%
% of FP17s for the same patient ID Re-attending within 3 months - Adults	828	7,272	11.4%	14.6%	15.9%	16.0%
% of FP17s for the same patient ID Re-attending between 3 & 9 months - Children	929	1,733	53.6%	59.5%	60.6%	58.3%
% of FP17s for the same patient ID Re-attending between 3 & 9 months - Adults	4,249	7,272	58.4%	50.4%	51.6%	50.3%
% of FP17s for Band 1 Urgent Courses	711	8,666	8.2%	10.1%	9.5%	9.1%
% of FP17s Relating to Free Repair or Replacements	88	8,666	1.0%	0.9%	0.7%	0.8%
% of FP17s Relating to Continuations	27	8,666	0.3%	1.1%	1.0%	1.0%
% of Patients satisfied with the dentistry they have received	10	11	90.9%	92.0%	92.0%	91.5%
% of Patients satisfied with the time they had to wait for an appointment	9	11	81.8%	85.9%	88.1%	87.9%

* This is based on patients treated on this contract for their most recent course of treatment. Figures in italics indicate the base number of FP17s or Patient Questionnaire responses are less than 100. N/A is shown where the base number of responses is less than 10 during the period. % is calculated as Quantity/Base number*100

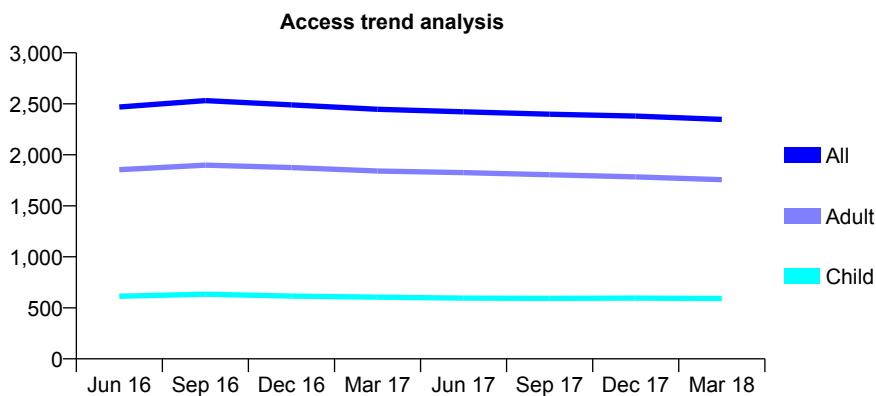
Q66 - Vital Signs At a Glance Contract Report for 196681/0001 - Year end March 2018

Name or company name	Salcombe Dental Practice Limited
Contract type name	GDS Contract
Purpose of contract	General
Contract start date	01/04/2011
Contract end date	

17/18 Contracted general activity (UDA)	7,250
Carry forward general activity (UDA)	-82
17/18 Contracted orthodontic activity (UOA)	0
Carry forward orthodontic activity (UOA)	0
Baseline contract value	£191,021.95

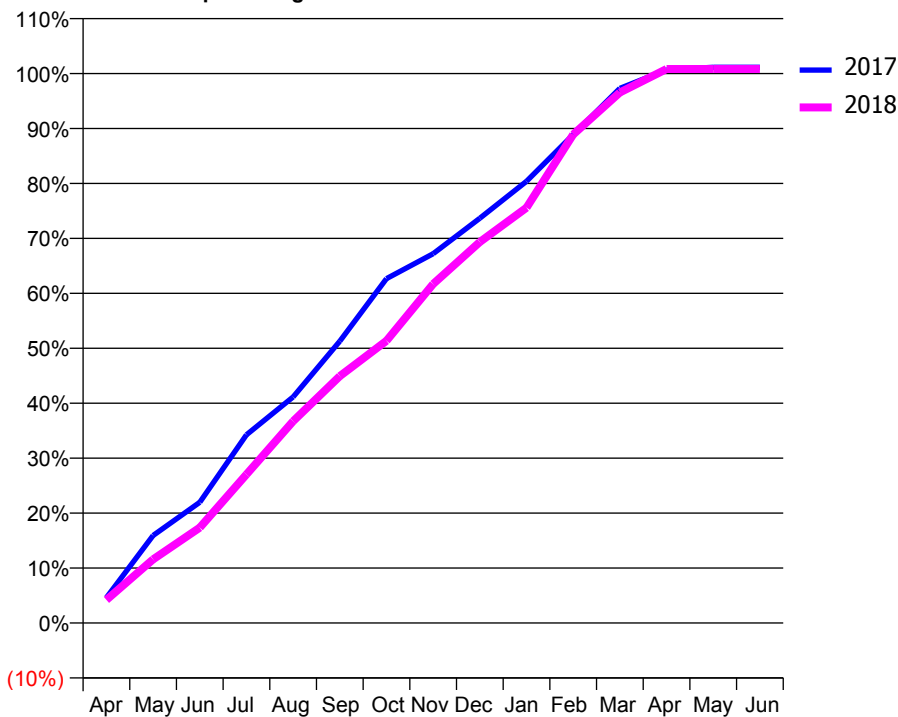
ACCESS*

Patients seen in 24 months	Total	Change since previous quarter
Quarter ending March 2017	2,446	
Quarter ending June 2017	2,421	↓
Quarter ending September 2017	2,398	→
Quarter ending December 2017	2,380	→
Quarter ending March 2018	2,347	↓
Variance since March 2017	(4.0%)	↓



ACTIVITY

Cumulative percentage of contracted UDA delivered 2017 & 2018



Month	Adjusted Scheduled Activity (UDA)	
	2017	2018
April	335	305
May	1,155	841
June	1,593	1,259
July	2,483	1,960
August	2,982	2,663
September	3,719	3,257
October	4,543	3,724
November	4,873	4,473
December	5,341	5,028
January	5,828	5,480
February	6,443	6,445
March	7,055	7,000
April	7,299	7,310
May	7,332	7,310
June	7,332	7,310

QUALITY

	Quantity	Base Number	Contract	AT	Region	England
% of FP17s for the same patient ID Re-attending within 3 months - Children	59	971	6.1%	10.0%	11.5%	11.9%
% of FP17s for the same patient ID Re-attending within 3 months - Adults	349	2,553	13.7%	14.6%	15.9%	16.0%
% of FP17s for the same patient ID Re-attending between 3 & 9 months - Children	602	971	62.0%	59.5%	60.6%	58.3%
% of FP17s for the same patient ID Re-attending between 3 & 9 months - Adults	1,472	2,553	57.7%	50.4%	51.6%	50.3%
% of FP17s for Band 1 Urgent Courses	265	3,540	7.5%	10.1%	9.5%	9.1%
% of FP17s Relating to Free Repair or Replacements	22	3,540	0.6%	0.9%	0.7%	0.8%
% of FP17s Relating to Continuations	58	3,540	1.6%	1.1%	1.0%	1.0%
% of Patients satisfied with the dentistry they have received	2	2	N/A	92.0%	92.0%	91.5%
% of Patients satisfied with the time they had to wait for an appointment	0	2	N/A	85.9%	88.1%	87.9%

* This is based on patients treated on this contract for their most recent course of treatment. Figures in italics indicate the base number of FP17s or Patient Questionnaire responses are less than 100. N/A is shown where the base number of responses is less than 10 during the period. % is calculated as Quantity/Base number*100

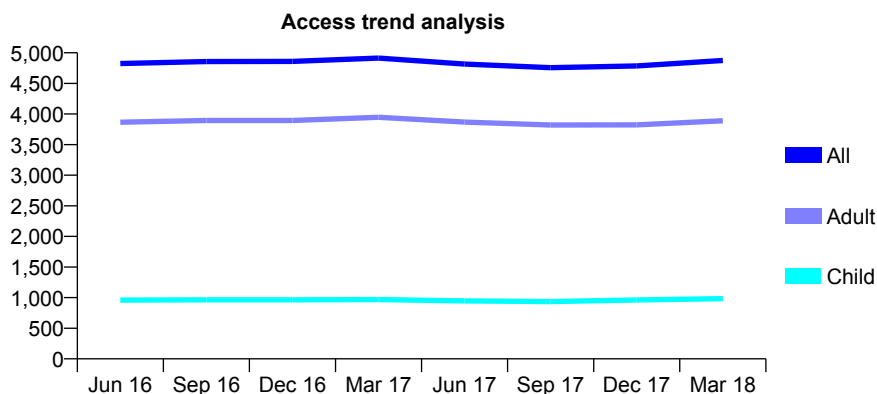
Q66 - Vital Signs At a Glance Contract Report for 197521/0001 - Year end March 2018

Name or company name	Fresh Dental Health Care Limited
Contract type name	PDS Plus Contract
Purpose of contract	General
Contract start date	01/04/2010
Contract end date	30/06/2020

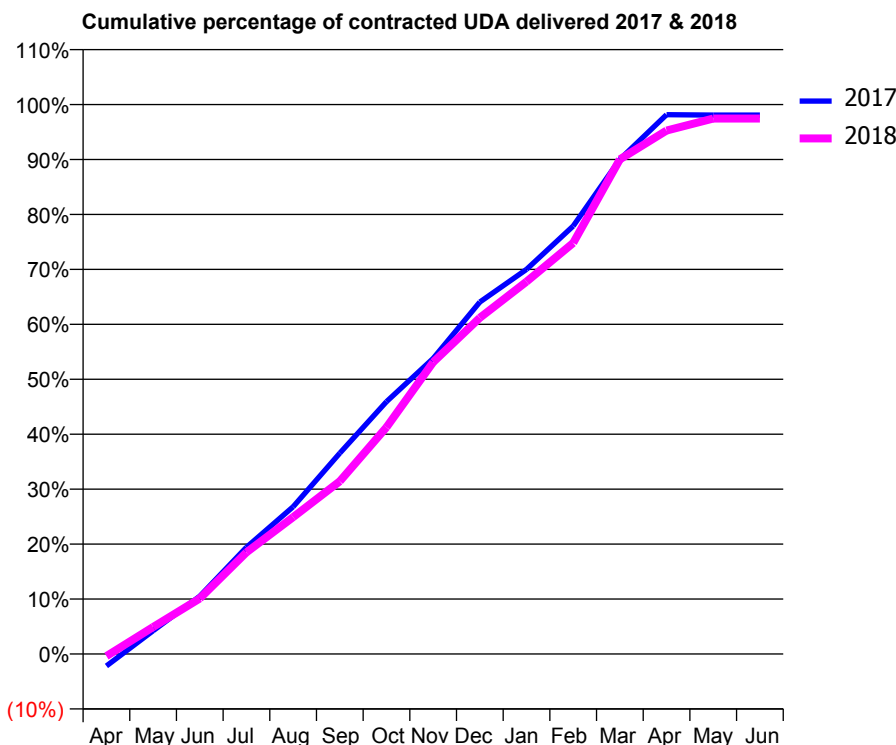
17/18 Contracted general activity (UDA)	14,300
Carry forward general activity (UDA)	275
17/18 Contracted orthodontic activity (UOA)	0
Carry forward orthodontic activity (UOA)	0
Baseline contract value	£235,674.52

ACCESS*

Patients seen in 24 months	Total	Change since previous quarter
Quarter ending March 2017	4,915	
Quarter ending June 2017	4,815	↓
Quarter ending September 2017	4,756	↓
Quarter ending December 2017	4,785	→
Quarter ending March 2018	4,874	→
Variance since March 2017	(0.8%)	→



ACTIVITY



Month	Adjusted Scheduled Activity (UDA)	
	2017	2018
April	-313	-56
May	607	704
June	1,504	1,445
July	2,777	2,647
August	3,834	3,560
September	5,227	4,497
October	6,566	5,901
November	7,690	7,594
December	9,158	8,751
January	10,011	9,692
February	11,137	10,698
March	12,873	12,874
April	14,034	13,621
May	14,023	13,934
June	14,025	13,935

QUALITY

	Quantity	Base Number	Contract	AT	Region	England
% of FP17s for the same patient ID Re-attending within 3 months - Children	114	1,338	8.5%	10.0%	11.5%	11.9%
% of FP17s for the same patient ID Re-attending within 3 months - Adults	868	5,215	16.6%	14.6%	15.9%	16.0%
% of FP17s for the same patient ID Re-attending between 3 & 9 months - Children	686	1,338	51.3%	59.5%	60.6%	58.3%
% of FP17s for the same patient ID Re-attending between 3 & 9 months - Adults	2,318	5,215	44.4%	50.4%	51.6%	50.3%
% of FP17s for Band 1 Urgent Courses	757	6,443	11.7%	10.1%	9.5%	9.1%
% of FP17s Relating to Free Repair or Replacements	61	6,443	0.9%	0.9%	0.7%	0.8%
% of FP17s Relating to Continuations	43	6,443	0.7%	1.1%	1.0%	1.0%
% of Patients satisfied with the dentistry they have received	14	15	93.3%	92.0%	92.0%	91.5%
% of Patients satisfied with the time they had to wait for an appointment	14	15	93.3%	85.9%	88.1%	87.9%

* This is based on patients treated on this contract for their most recent course of treatment. Figures in italics indicate the base number of FP17s or Patient Questionnaire responses are less than 100. N/A is shown where the base number of responses is less than 10 during the period. % is calculated as Quantity/Base number*100

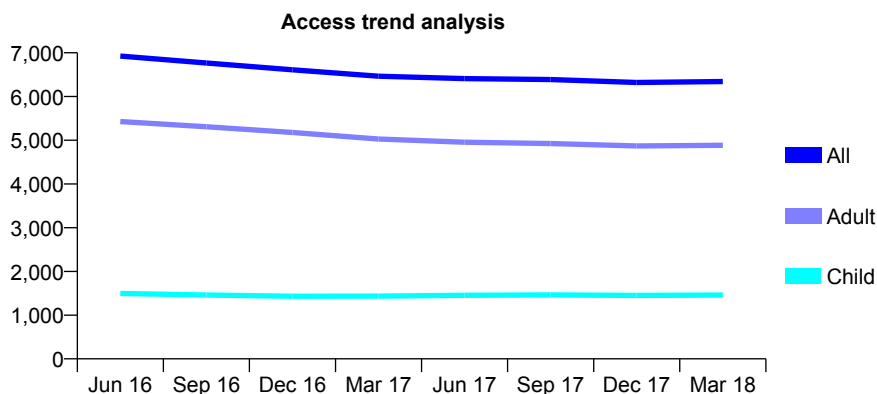
Q66 - Vital Signs At a Glance Contract Report for 197971/0001 - Year end March 2018

Name or company name	Maidwell Dental Practice Limited
Contract type name	GDS Contract
Purpose of contract	General
Contract start date	01/08/2010
Contract end date	

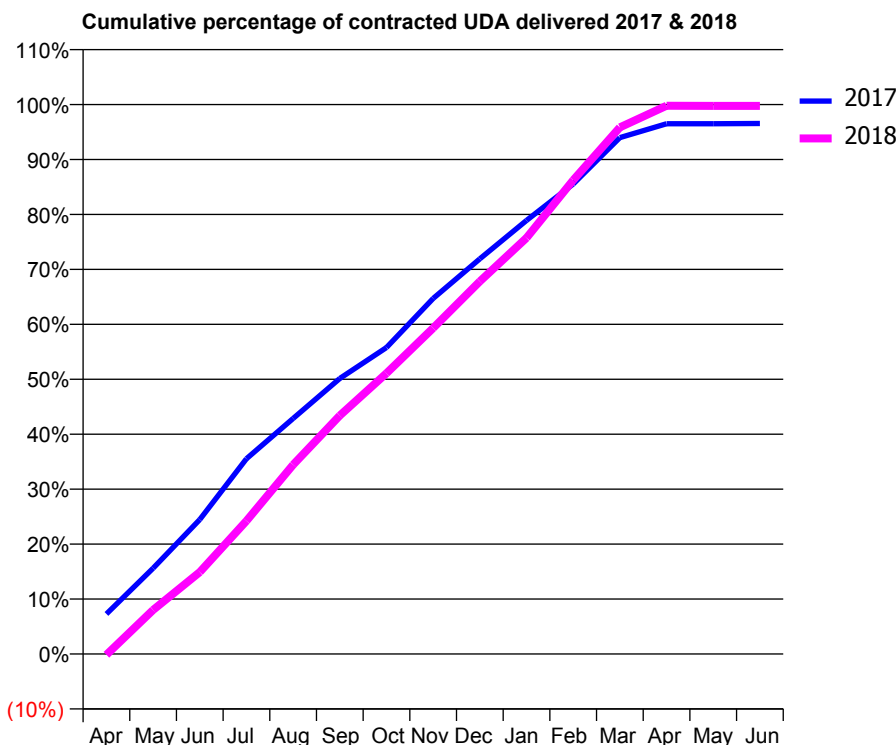
17/18 Contracted general activity (UDA)	16,293
Carry forward general activity (UDA)	563
17/18 Contracted orthodontic activity (UOA)	0
Carry forward orthodontic activity (UOA)	0
Baseline contract value	£433,493.47

ACCESS*

Patients seen in 24 months	Total	Change since previous quarter
Quarter ending March 2017	6,464	
Quarter ending June 2017	6,409	→
Quarter ending September 2017	6,387	→
Quarter ending December 2017	6,320	↓
Quarter ending March 2018	6,344	→
Variance since March 2017	(1.9%)	↓



ACTIVITY



Month	Adjusted Scheduled Activity (UDA)	
	2017	2018
April	1,189	-27
May	2,544	1,305
June	3,986	2,428
July	5,789	3,947
August	6,986	5,613
September	8,169	7,071
October	9,087	8,326
November	10,543	9,664
December	11,716	11,050
January	12,855	12,337
February	13,934	14,048
March	15,312	15,616
April	15,721	16,258
May	15,724	16,254
June	15,730	16,253

QUALITY

	Quantity	Base Number	Contract	AT	Region	England
% of FP17s for the same patient ID Re-attending within 3 months - Children	95	1,981	4.8%	10.0%	11.5%	11.9%
% of FP17s for the same patient ID Re-attending within 3 months - Adults	856	6,499	13.2%	14.6%	15.9%	16.0%
% of FP17s for the same patient ID Re-attending between 3 & 9 months - Children	947	1,981	47.8%	59.5%	60.6%	58.3%
% of FP17s for the same patient ID Re-attending between 3 & 9 months - Adults	3,134	6,499	48.2%	50.4%	51.6%	50.3%
% of FP17s for Band 1 Urgent Courses	446	8,597	5.2%	10.1%	9.5%	9.1%
% of FP17s Relating to Free Repair or Replacements	17	8,597	0.2%	0.9%	0.7%	0.8%
% of FP17s Relating to Continuations	252	8,597	2.9%	1.1%	1.0%	1.0%
% of Patients satisfied with the dentistry they have received	7	8	N/A	92.0%	92.0%	91.5%
% of Patients satisfied with the time they had to wait for an appointment	5	8	N/A	85.9%	88.1%	87.9%

* This is based on patients treated on this contract for their most recent course of treatment. Figures in italics indicate the base number of FP17s or Patient Questionnaire responses are less than 100. N/A is shown where the base number of responses is less than 10 during the period. % is calculated as Quantity/Base number*100

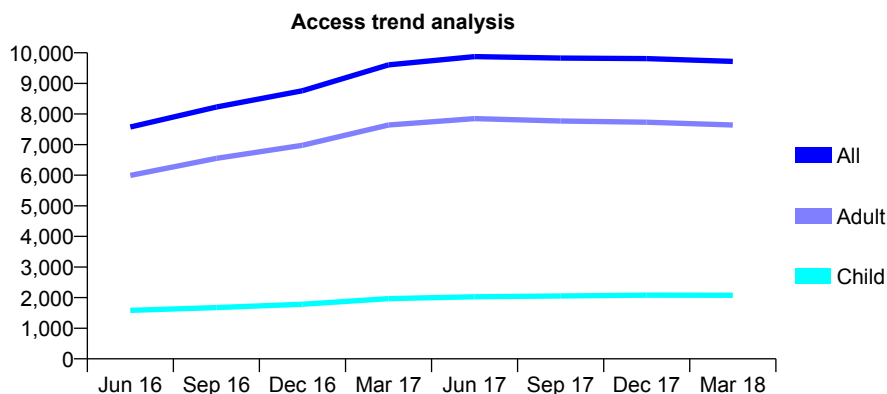
Q66 - Vital Signs At a Glance Contract Report for 198382/0001 - Year end March 2018

Name or company name	Bond Street Dental Partners
Contract type name	GDS Contract
Purpose of contract	General
Contract start date	01/07/2015
Contract end date	

17/18 Contracted general activity (UDA)	33,000
Carry forward general activity (UDA)	0
17/18 Contracted orthodontic activity (UOA)	0
Carry forward orthodontic activity (UOA)	0
Baseline contract value	£865,736.83

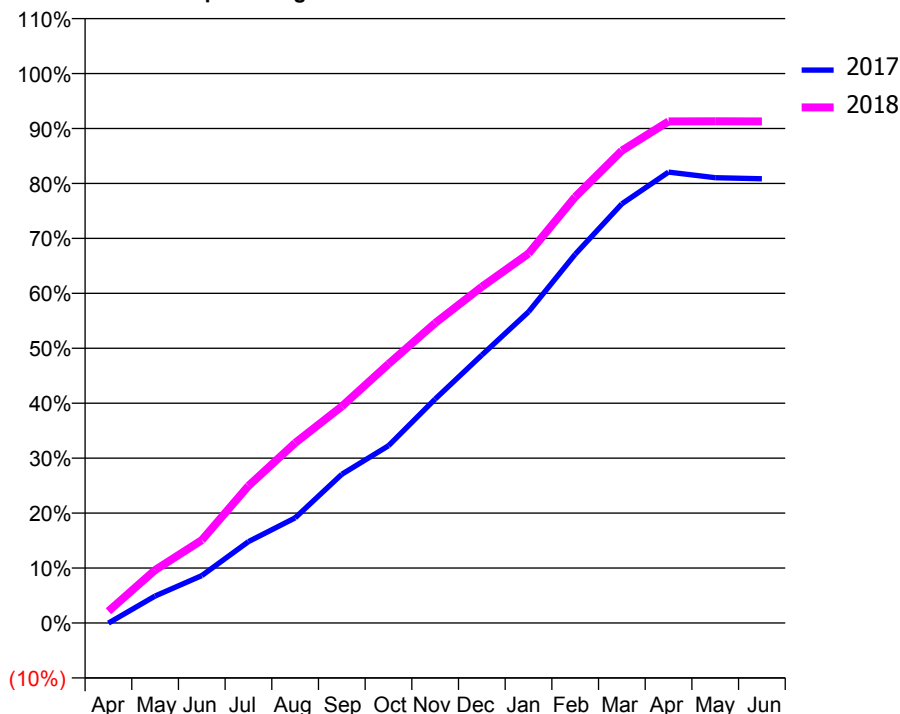
ACCESS*

Patients seen in 24 months	Total	Change since previous quarter
Quarter ending March 2017	9,606	
Quarter ending June 2017	9,876	↑
Quarter ending September 2017	9,826	→
Quarter ending December 2017	9,811	→
Quarter ending March 2018	9,718	→
Variance since March 2017	1.2%	→



ACTIVITY

Cumulative percentage of contracted UDA delivered 2017 & 2018



Month	Adjusted Scheduled Activity (UDA)	
	2017	2018
April	-13	709
May	1,624	3,184
June	2,847	4,978
July	4,892	8,238
August	6,311	10,813
September	8,937	13,011
October	10,645	15,556
November	13,453	18,014
December	16,096	20,192
January	18,689	22,183
February	22,148	25,590
March	25,173	28,369
April	27,077	30,126
May	26,740	30,127
June	26,678	30,120

QUALITY

	Quantity	Base Number	Contract	AT	Region	England
% of FP17s for the same patient ID Re-attending within 3 months - Children	236	2,625	9.0%	10.0%	11.5%	11.9%
% of FP17s for the same patient ID Re-attending within 3 months - Adults	1,528	8,702	17.6%	14.6%	15.9%	16.0%
% of FP17s for the same patient ID Re-attending between 3 & 9 months - Children	1,150	2,625	43.8%	59.5%	60.6%	58.3%
% of FP17s for the same patient ID Re-attending between 3 & 9 months - Adults	3,148	8,702	36.2%	50.4%	51.6%	50.3%
% of FP17s for Band 1 Urgent Courses	1,223	11,421	10.7%	10.1%	9.5%	9.1%
% of FP17s Relating to Free Repair or Replacements	193	11,421	1.7%	0.9%	0.7%	0.8%
% of FP17s Relating to Continuations	57	11,421	0.5%	1.1%	1.0%	1.0%
% of Patients satisfied with the dentistry they have received	12	14	85.7%	92.0%	92.0%	91.5%
% of Patients satisfied with the time they had to wait for an appointment	11	14	78.6%	85.9%	88.1%	87.9%

* This is based on patients treated on this contract for their most recent course of treatment. Figures in italics indicate the base number of FP17s or Patient Questionnaire responses are less than 100. N/A is shown where the base number of responses is less than 10 during the period. % is calculated as Quantity/Base number*100

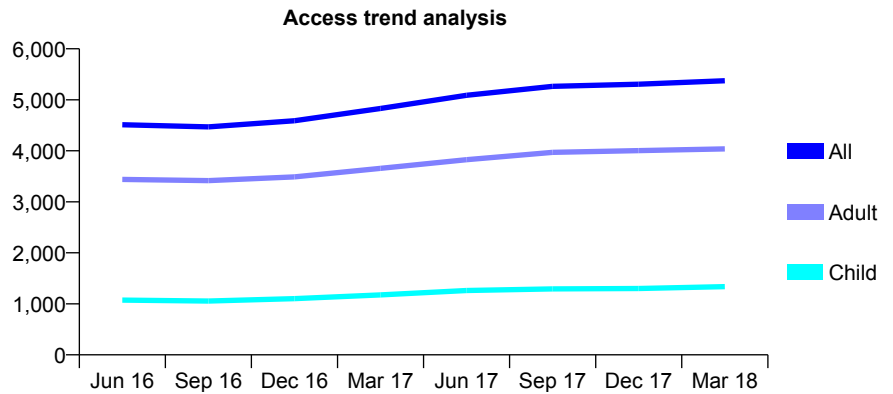
Q66 - Vital Signs At a Glance Contract Report for 199109/0001 - Year end March 2018

Name or company name	Central Park Dental Practice Limited
Contract type name	GDS Contract
Purpose of contract	General
Contract start date	01/04/2010
Contract end date	

17/18 Contracted general activity (UDA)	18,000
Carry forward general activity (UDA)	-56
17/18 Contracted orthodontic activity (UOA)	0
Carry forward orthodontic activity (UOA)	0
Baseline contract value	£456,578.80

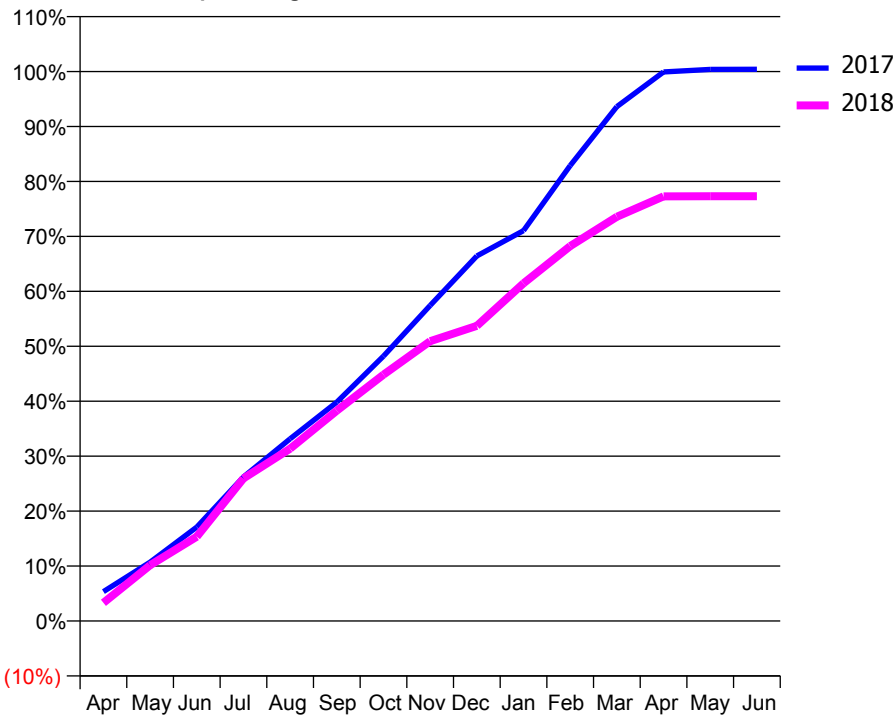
ACCESS*

Patients seen in 24 months	Total	Change since previous quarter
Quarter ending March 2017	4,830	
Quarter ending June 2017	5,089	↑
Quarter ending September 2017	5,264	↑
Quarter ending December 2017	5,305	→
Quarter ending March 2018	5,375	→
Variance since March 2017	11.3%	↑



ACTIVITY

Cumulative percentage of contracted UDA delivered 2017 & 2018



Month	Adjusted Scheduled Activity (UDA)	
	2017	2018
April	749	596
May	1,500	1,827
June	2,395	2,762
July	3,672	4,672
August	4,644	5,648
September	5,577	6,891
October	6,748	8,068
November	8,039	9,168
December	9,301	9,670
January	9,946	11,062
February	11,604	12,279
March	13,105	13,241
April	13,990	13,911
May	14,053	13,913
June	14,056	13,913

QUALITY

	Quantity	Base Number	Contract	AT	Region	England
% of FP17s for the same patient ID Re-attending within 3 months - Children	99	1,783	5.6%	10.0%	11.5%	11.9%
% of FP17s for the same patient ID Re-attending within 3 months - Adults	797	5,295	15.1%	14.6%	15.9%	16.0%
% of FP17s for the same patient ID Re-attending between 3 & 9 months - Children	887	1,783	49.7%	59.5%	60.6%	58.3%
% of FP17s for the same patient ID Re-attending between 3 & 9 months - Adults	2,393	5,295	45.2%	50.4%	51.6%	50.3%
% of FP17s for Band 1 Urgent Courses	392	6,487	6.0%	10.1%	9.5%	9.1%
% of FP17s Relating to Free Repair or Replacements	67	6,487	1.0%	0.9%	0.7%	0.8%
% of FP17s Relating to Continuations	142	6,487	2.2%	1.1%	1.0%	1.0%
% of Patients satisfied with the dentistry they have received	12	12	100.0%	92.0%	92.0%	91.5%
% of Patients satisfied with the time they had to wait for an appointment	12	12	100.0%	85.9%	88.1%	87.9%

* This is based on patients treated on this contract for their most recent course of treatment. Figures in italics indicate the base number of FP17s or Patient Questionnaire responses are less than 100. N/A is shown where the base number of responses is less than 10 during the period. % is calculated as Quantity/Base number*100

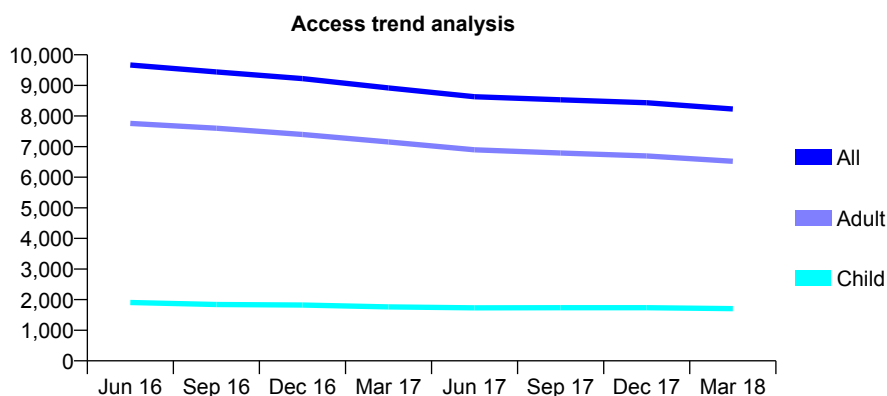
Q66 - Vital Signs At a Glance Contract Report for 199222/0001 - Year end March 2018

Name or company name	Green Lane Dental Practice Partnership
Contract type name	GDS Contract
Purpose of contract	General
Contract start date	24/01/2013
Contract end date	

17/18 Contracted general activity (UDA)	25,011
Carry forward general activity (UDA)	0
17/18 Contracted orthodontic activity (UOA)	0
Carry forward orthodontic activity (UOA)	0
Baseline contract value	£656,205.58

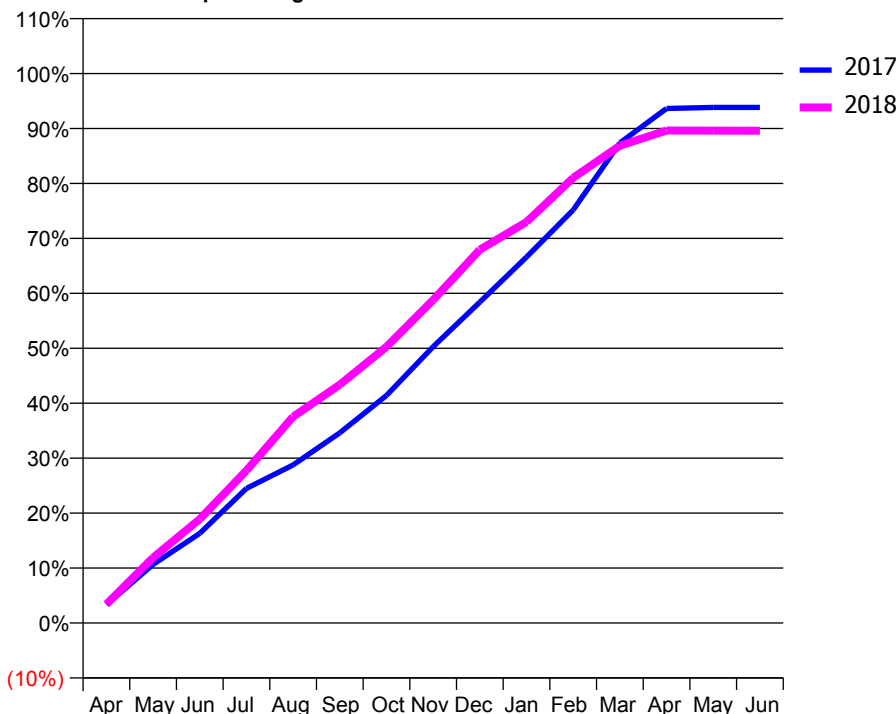
ACCESS*

Patients seen in 24 months	Total	Change since previous quarter
Quarter ending March 2017	8,917	
Quarter ending June 2017	8,630	↓
Quarter ending September 2017	8,528	↓
Quarter ending December 2017	8,435	↓
Quarter ending March 2018	8,229	↓
Variance since March 2017	(7.7%)	↓



ACTIVITY

Cumulative percentage of contracted UDA delivered 2017 & 2018



Month	Adjusted Scheduled Activity (UDA)	
	2017	2018
April	761	855
May	2,426	2,978
June	3,711	4,732
July	5,572	6,939
August	6,543	9,390
September	7,873	10,848
October	9,416	12,572
November	11,436	14,702
December	13,282	16,993
January	15,148	18,255
February	17,093	20,263
March	19,869	21,725
April	21,293	22,419
May	21,335	22,413
June	21,336	22,407

QUALITY

	Quantity	Base Number	Contract	AT	Region	England
% of FP17s for the same patient ID Re-attending within 3 months - Children	128	2,246	5.7%	10.0%	11.5%	11.9%
% of FP17s for the same patient ID Re-attending within 3 months - Adults	1,066	8,479	12.6%	14.6%	15.9%	16.0%
% of FP17s for the same patient ID Re-attending between 3 & 9 months - Children	1,015	2,246	45.2%	59.5%	60.6%	58.3%
% of FP17s for the same patient ID Re-attending between 3 & 9 months - Adults	3,717	8,479	43.8%	50.4%	51.6%	50.3%
% of FP17s for Band 1 Urgent Courses	811	10,427	7.8%	10.1%	9.5%	9.1%
% of FP17s Relating to Free Repair or Replacements	72	10,427	0.7%	0.9%	0.7%	0.8%
% of FP17s Relating to Continuations	188	10,427	1.8%	1.1%	1.0%	1.0%
% of Patients satisfied with the dentistry they have received	20	23	87.0%	92.0%	92.0%	91.5%
% of Patients satisfied with the time they had to wait for an appointment	21	23	91.3%	85.9%	88.1%	87.9%

* This is based on patients treated on this contract for their most recent course of treatment. Figures in italics indicate the base number of FP17s or Patient Questionnaire responses are less than 100. N/A is shown where the base number of responses is less than 10 during the period. % is calculated as Quantity/Base number*100

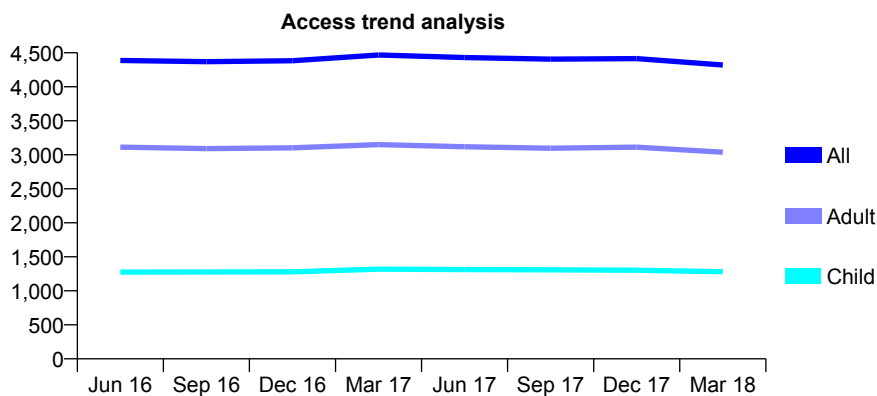
Q66 - Vital Signs At a Glance Contract Report for 199672/0001 - Year end March 2018

Name or company name	Murgelas Practice Management Ltd
Contract type name	GDS Contract
Purpose of contract	General
Contract start date	01/06/2010
Contract end date	

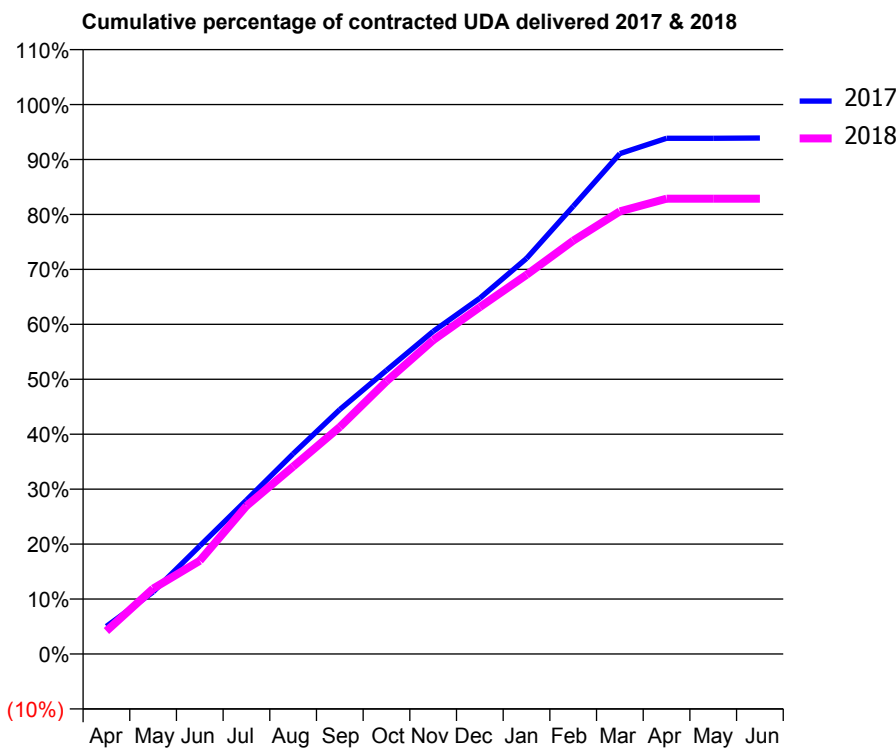
17/18 Contracted general activity (UDA)	14,230
Carry forward general activity (UDA)	0
17/18 Contracted orthodontic activity (UOA)	0
Carry forward orthodontic activity (UOA)	0
Baseline contract value	£372,656.57

ACCESS*

Patients seen in 24 months	Total	Change since previous quarter
Quarter ending March 2017	4,468	
Quarter ending June 2017	4,431	→
Quarter ending September 2017	4,407	→
Quarter ending December 2017	4,415	→
Quarter ending March 2018	4,321	↓
Variance since March 2017	(3.3%)	↓



ACTIVITY



Month	2017	2018
April	717	594
May	1,606	1,693
June	2,799	2,414
July	3,988	3,836
August	5,187	4,854
September	6,332	5,878
October	7,345	7,062
November	8,355	8,128
December	9,214	8,984
January	10,243	9,818
February	11,596	10,704
March	12,958	11,464
April	13,356	11,791
May	13,356	11,791
June	13,363	11,791

QUALITY

	Quantity	Base Number	Contract	AT	Region	England
% of FP17s for the same patient ID Re-attending within 3 months - Children	151	1,792	8.4%	10.0%	11.5%	11.9%
% of FP17s for the same patient ID Re-attending within 3 months - Adults	532	3,611	14.7%	14.6%	15.9%	16.0%
% of FP17s for the same patient ID Re-attending between 3 & 9 months - Children	1,122	1,792	62.6%	59.5%	60.6%	58.3%
% of FP17s for the same patient ID Re-attending between 3 & 9 months - Adults	1,767	3,611	48.9%	50.4%	51.6%	50.3%
% of FP17s for Band 1 Urgent Courses	516	5,394	9.6%	10.1%	9.5%	9.1%
% of FP17s Relating to Free Repair or Replacements	31	5,394	0.6%	0.9%	0.7%	0.8%
% of FP17s Relating to Continuations	82	5,394	1.5%	1.1%	1.0%	1.0%
% of Patients satisfied with the dentistry they have received	7	9	N/A	92.0%	92.0%	91.5%
% of Patients satisfied with the time they had to wait for an appointment	6	9	N/A	85.9%	88.1%	87.9%

* This is based on patients treated on this contract for their most recent course of treatment. Figures in italics indicate the base number of FP17s or Patient Questionnaire responses are less than 100. N/A is shown where the base number of responses is less than 10 during the period. % is calculated as Quantity/Base number*100

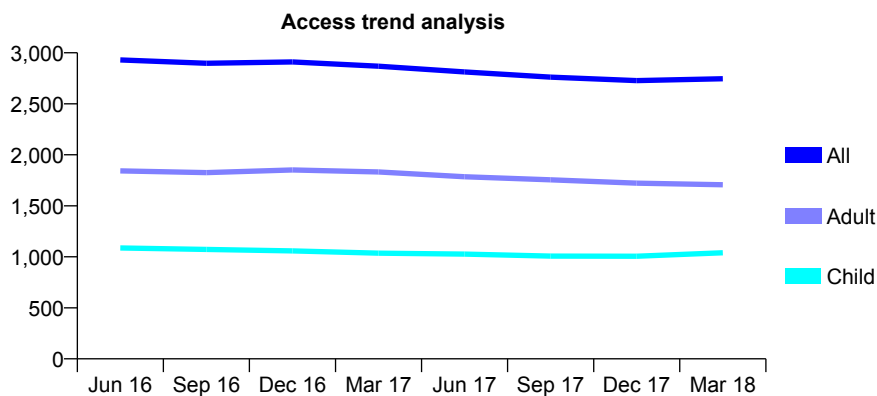
Q66 - Vital Signs At a Glance Contract Report for 199982/0001 - Year end March 2018

Name or company name	The White House Dental Surgery
Contract type name	GDS Contract
Purpose of contract	General
Contract start date	01/11/2007
Contract end date	

17/18 Contracted general activity (UDA)	7,461
Carry forward general activity (UDA)	42
17/18 Contracted orthodontic activity (UOA)	0
Carry forward orthodontic activity (UOA)	0
Baseline contract value	£172,192.82

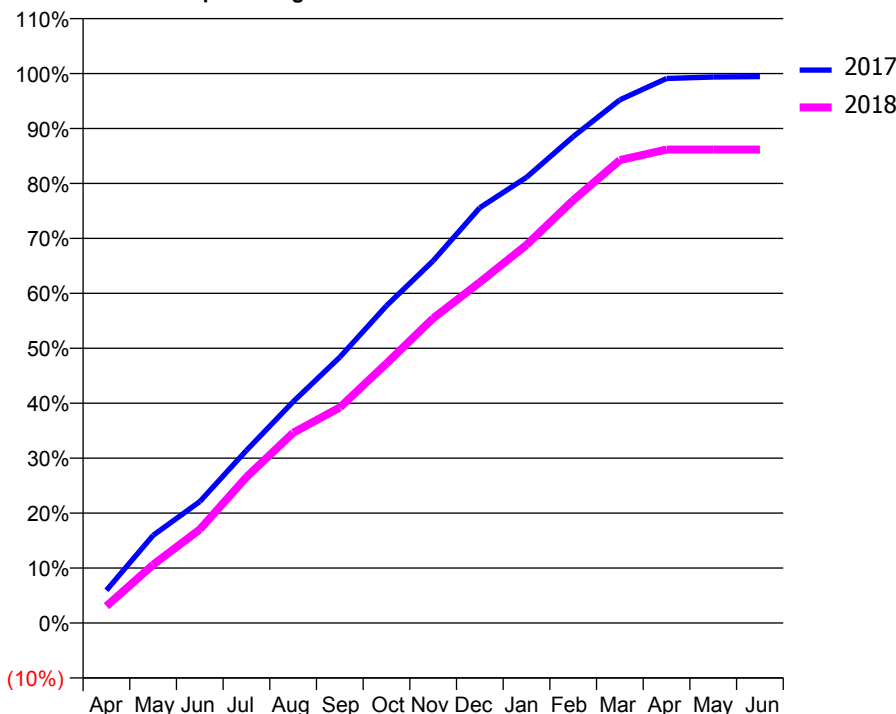
ACCESS*

Patients seen in 24 months	Total	Change since previous quarter
Quarter ending March 2017	2,868	
Quarter ending June 2017	2,812	↓
Quarter ending September 2017	2,762	↓
Quarter ending December 2017	2,728	↓
Quarter ending March 2018	2,746	→
Variance since March 2017	(4.3%)	↓



ACTIVITY

Cumulative percentage of contracted UDA delivered 2017 & 2018



Month	Adjusted Scheduled Activity (UDA)	
	2017	2018
April	444	230
May	1,190	792
June	1,648	1,271
July	2,344	1,981
August	3,005	2,583
September	3,610	2,926
October	4,309	3,525
November	4,919	4,138
December	5,639	4,626
January	6,051	5,135
February	6,604	5,741
March	7,105	6,285
April	7,393	6,429
May	7,414	6,429
June	7,419	6,429

QUALITY

	Quantity	Base Number	Contract	AT	Region	England
% of FP17s for the same patient ID Re-attending within 3 months - Children	72	1,615	4.5%	10.0%	11.5%	11.9%
% of FP17s for the same patient ID Re-attending within 3 months - Adults	281	2,461	11.4%	14.6%	15.9%	16.0%
% of FP17s for the same patient ID Re-attending between 3 & 9 months - Children	1,048	1,615	64.9%	59.5%	60.6%	58.3%
% of FP17s for the same patient ID Re-attending between 3 & 9 months - Adults	1,492	2,461	60.6%	50.4%	51.6%	50.3%
% of FP17s for Band 1 Urgent Courses	201	3,972	5.1%	10.1%	9.5%	9.1%
% of FP17s Relating to Free Repair or Replacements	29	3,972	0.7%	0.9%	0.7%	0.8%
% of FP17s Relating to Continuations	44	3,972	1.1%	1.1%	1.0%	1.0%
% of Patients satisfied with the dentistry they have received	6	6	N/A	92.0%	92.0%	91.5%
% of Patients satisfied with the time they had to wait for an appointment	5	6	N/A	85.9%	88.1%	87.9%

* This is based on patients treated on this contract for their most recent course of treatment. Figures in italics indicate the base number of FP17s or Patient Questionnaire responses are less than 100. N/A is shown where the base number of responses is less than 10 during the period. % is calculated as Quantity/Base number*100

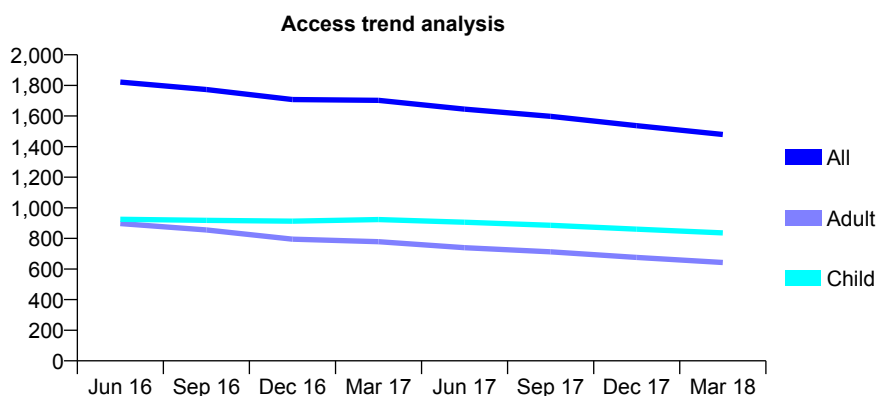
Q66 - Vital Signs At a Glance Contract Report for 199990/0003 - Year end March 2018

Name or company name	Endsleigh Dental Practices Limited
Contract type name	GDS Contract
Purpose of contract	General
Contract start date	01/09/2006
Contract end date	

17/18 Contracted general activity (UDA)	2,500
Carry forward general activity (UDA)	0
17/18 Contracted orthodontic activity (UOA)	0
Carry forward orthodontic activity (UOA)	0
Baseline contract value	£67,243.84

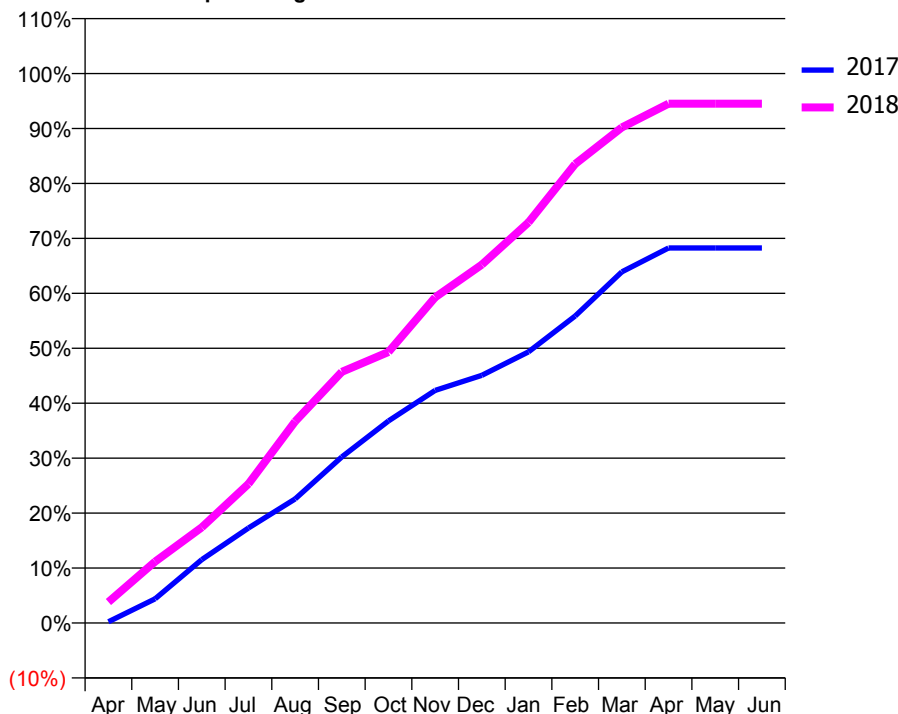
ACCESS*

Patients seen in 24 months	Total	Change since previous quarter
Quarter ending March 2017	1,702	
Quarter ending June 2017	1,645	↓
Quarter ending September 2017	1,598	↓
Quarter ending December 2017	1,537	↓
Quarter ending March 2018	1,479	↓
Variance since March 2017	(13.1%)	↓



ACTIVITY

Cumulative percentage of contracted UDA delivered 2017 & 2018



Month	Adjusted Scheduled Activity (UDA)	
	2017	2018
April	10	96
May	177	279
June	462	435
July	692	633
August	903	917
September	1,209	1,143
October	1,471	1,233
November	1,694	1,482
December	1,803	1,630
January	1,973	1,823
February	2,235	2,088
March	2,556	2,255
April	2,730	2,363
May	2,730	2,363
June	2,730	2,363

QUALITY

	Quantity	Base Number	Contract	AT	Region	England
% of FP17s for the same patient ID Re-attending within 3 months - Children	72	1,147	6.3%	10.0%	11.5%	11.9%
% of FP17s for the same patient ID Re-attending within 3 months - Adults	49	630	7.8%	14.6%	15.9%	16.0%
% of FP17s for the same patient ID Re-attending between 3 & 9 months - Children	615	1,147	53.6%	59.5%	60.6%	58.3%
% of FP17s for the same patient ID Re-attending between 3 & 9 months - Adults	336	630	53.3%	50.4%	51.6%	50.3%
% of FP17s for Band 1 Urgent Courses	69	1,742	4.0%	10.1%	9.5%	9.1%
% of FP17s Relating to Free Repair or Replacements	0	1,742	0.0%	0.9%	0.7%	0.8%
% of FP17s Relating to Continuations	20	1,742	1.1%	1.1%	1.0%	1.0%
% of Patients satisfied with the dentistry they have received	2	2	N/A	92.0%	92.0%	91.5%
% of Patients satisfied with the time they had to wait for an appointment	2	2	N/A	85.9%	88.1%	87.9%

* This is based on patients treated on this contract for their most recent course of treatment. Figures in italics indicate the base number of FP17s or Patient Questionnaire responses are less than 100. N/A is shown where the base number of responses is less than 10 during the period. % is calculated as Quantity/Base number*100

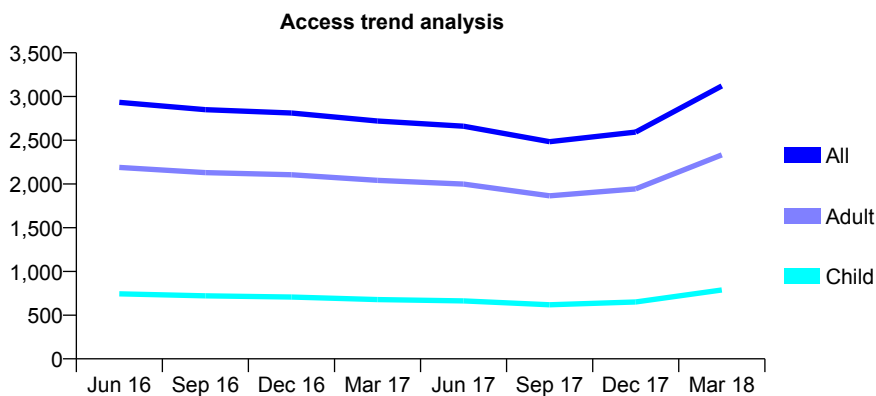
Q66 - Vital Signs At a Glance Contract Report for 221171/0001 - Year end March 2018

Name or company name	MR MB RETALLACK
Contract type name	GDS Contract
Purpose of contract	General
Contract start date	01/08/2008
Contract end date	

17/18 Contracted general activity (UDA)	10,500
Carry forward general activity (UDA)	-91
17/18 Contracted orthodontic activity (UOA)	0
Carry forward orthodontic activity (UOA)	0
Baseline contract value	£255,440.22

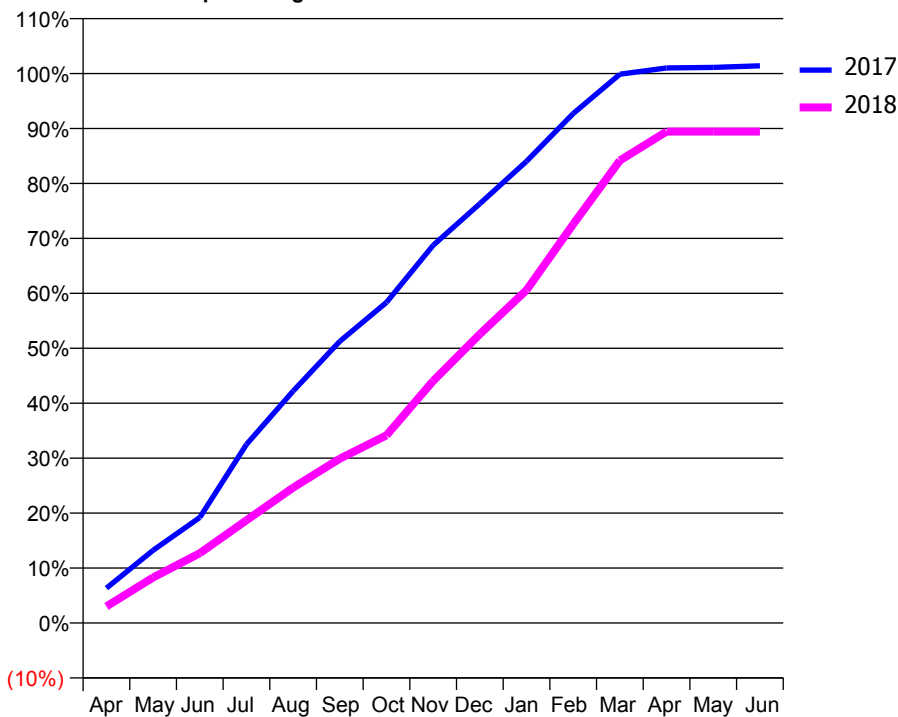
ACCESS*

Patients seen in 24 months	Total	Change since previous quarter
Quarter ending March 2017	2,720	
Quarter ending June 2017	2,661	↓
Quarter ending September 2017	2,484	↓
Quarter ending December 2017	2,593	↑
Quarter ending March 2018	3,121	↑
Variance since March 2017	14.7%	↑



ACTIVITY

Cumulative percentage of contracted UDA delivered 2017 & 2018



Month	Adjusted Scheduled Activity (UDA)	
	2017	2018
April	413	317
May	861	869
June	1,249	1,334
July	2,113	1,963
August	2,744	2,587
September	3,332	3,140
October	3,793	3,586
November	4,469	4,626
December	4,960	5,519
January	5,461	6,360
February	6,026	7,619
March	6,491	8,837
April	6,566	9,390
May	6,572	9,391
June	6,591	9,391

QUALITY

	Quantity	Base Number	Contract	AT	Region	England
% of FP17s for the same patient ID Re-attending within 3 months - Children	72	1,133	6.4%	10.0%	11.5%	11.9%
% of FP17s for the same patient ID Re-attending within 3 months - Adults	476	3,150	15.1%	14.6%	15.9%	16.0%
% of FP17s for the same patient ID Re-attending between 3 & 9 months - Children	480	1,133	42.4%	59.5%	60.6%	58.3%
% of FP17s for the same patient ID Re-attending between 3 & 9 months - Adults	1,197	3,150	38.0%	50.4%	51.6%	50.3%
% of FP17s for Band 1 Urgent Courses	416	4,433	9.4%	10.1%	9.5%	9.1%
% of FP17s Relating to Free Repair or Replacements	136	4,433	3.1%	0.9%	0.7%	0.8%
% of FP17s Relating to Continuations	23	4,433	0.5%	1.1%	1.0%	1.0%
% of Patients satisfied with the dentistry they have received	6	6	N/A	92.0%	92.0%	91.5%
% of Patients satisfied with the time they had to wait for an appointment	6	6	N/A	85.9%	88.1%	87.9%

* This is based on patients treated on this contract for their most recent course of treatment. Figures in italics indicate the base number of FP17s or Patient Questionnaire responses are less than 100. N/A is shown where the base number of responses is less than 10 during the period. % is calculated as Quantity/Base number*100

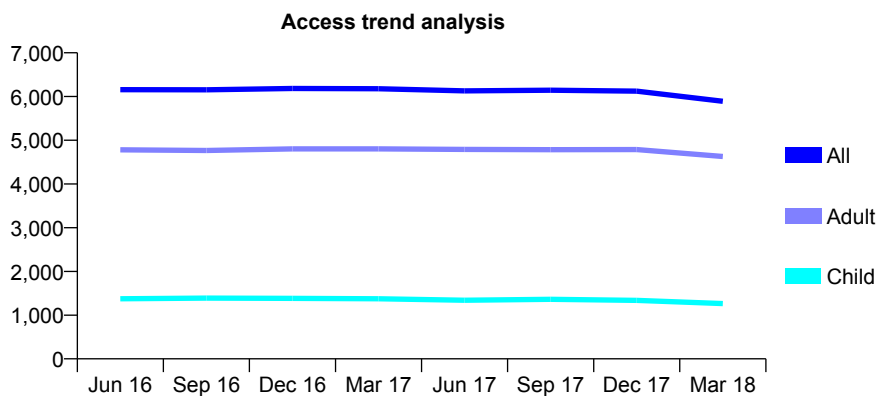
Q66 - Vital Signs At a Glance Contract Report for 229342/0001 - Year end March 2018

Name or company name	MR IJ MILLS
Contract type name	GDS Contract
Purpose of contract	General and Orthodontic
Contract start date	01/04/2006
Contract end date	

17/18 Contracted general activity (UDA)	17,382
Carry forward general activity (UDA)	0
17/18 Contracted orthodontic activity (UOA)	1,004
Carry forward orthodontic activity (UOA)	7
Baseline contract value	£790,275.77

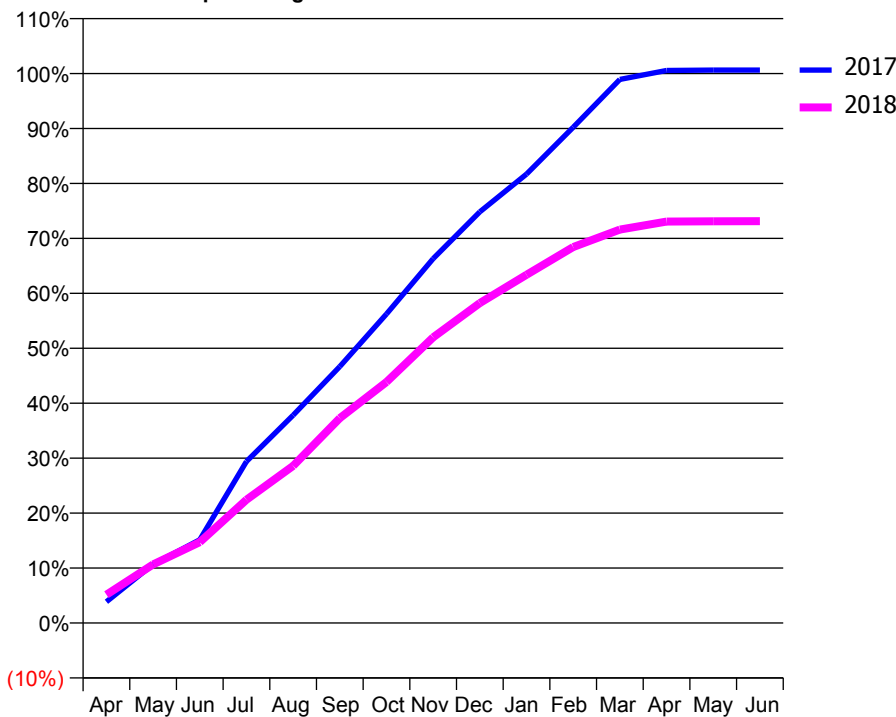
ACCESS*

Patients seen in 24 months	Total	Change since previous quarter
Quarter ending March 2017	6,177	
Quarter ending June 2017	6,130	→
Quarter ending September 2017	6,144	→
Quarter ending December 2017	6,124	→
Quarter ending March 2018	5,892	↓
Variance since March 2017	(4.6%)	↓



ACTIVITY

Cumulative percentage of contracted UDA delivered 2017 & 2018



Month	Adjusted Scheduled Activity (UDA)	
	2017	2018
April	662	895
May	1,829	1,852
June	2,597	2,558
July	5,034	3,902
August	6,478	4,971
September	7,992	6,479
October	9,629	7,623
November	11,355	9,038
December	12,816	10,123
January	13,991	11,015
February	15,448	11,894
March	16,941	12,445
April	17,218	12,698
May	17,231	12,708
June	17,232	12,712

QUALITY

	Quantity	Base Number	Contract	AT	Region	England
% of FP17s for the same patient ID Re-attending within 3 months - Children	228	1,587	14.4%	10.0%	11.5%	11.9%
% of FP17s for the same patient ID Re-attending within 3 months - Adults	712	5,210	13.7%	14.6%	15.9%	16.0%
% of FP17s for the same patient ID Re-attending between 3 & 9 months - Children	769	1,587	48.5%	59.5%	60.6%	58.3%
% of FP17s for the same patient ID Re-attending between 3 & 9 months - Adults	2,663	5,210	51.1%	50.4%	51.6%	50.3%
% of FP17s for Band 1 Urgent Courses	830	6,682	12.4%	10.1%	9.5%	9.1%
% of FP17s Relating to Free Repair or Replacements	43	6,682	0.6%	0.9%	0.7%	0.8%
% of FP17s Relating to Continuations	69	6,682	1.0%	1.1%	1.0%	1.0%
% of Patients satisfied with the dentistry they have received	4	4	N/A	92.0%	92.0%	91.5%
% of Patients satisfied with the time they had to wait for an appointment	4	4	N/A	85.9%	88.1%	87.9%

* This is based on patients treated on this contract for their most recent course of treatment. Figures in italics indicate the base number of FP17s or Patient Questionnaire responses are less than 100. N/A is shown where the base number of responses is less than 10 during the period. % is calculated as Quantity/Base number*100

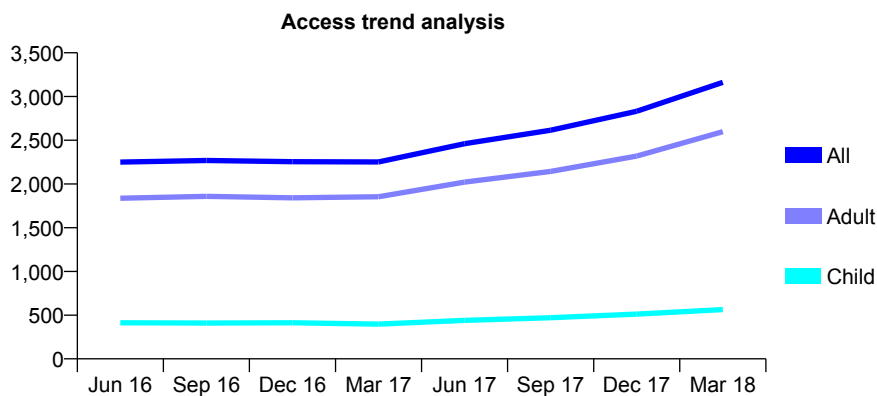
Q66 - Vital Signs At a Glance Contract Report for 230499/0001 - Year end March 2018

Name or company name	Tregenna Hill Dental Surgery Partnership
Contract type name	GDS Contract
Purpose of contract	General
Contract start date	01/04/2006
Contract end date	

17/18 Contracted general activity (UDA)	8,530
Carry forward general activity (UDA)	-94
17/18 Contracted orthodontic activity (UOA)	0
Carry forward orthodontic activity (UOA)	0
Baseline contract value	£223,556.86

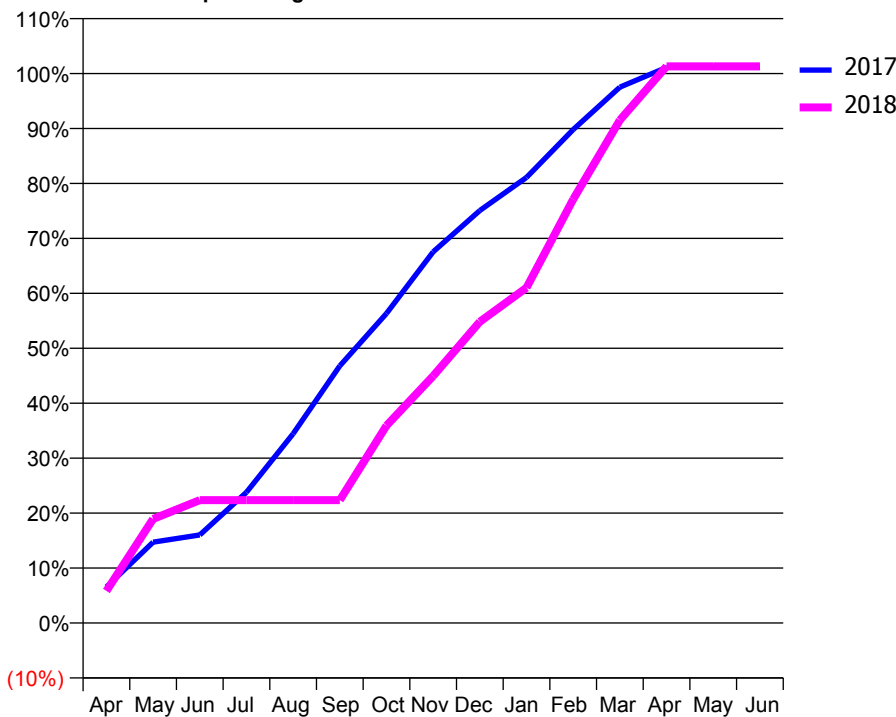
ACCESS*

Patients seen in 24 months	Total	Change since previous quarter
Quarter ending March 2017	2,251	
Quarter ending June 2017	2,461	↑
Quarter ending September 2017	2,614	↑
Quarter ending December 2017	2,831	↑
Quarter ending March 2018	3,162	↑
Variance since March 2017	40.5%	↑



ACTIVITY

Cumulative percentage of contracted UDA delivered 2017 & 2018



Month	Adjusted Scheduled Activity (UDA)	
	2017	2018
April	560	498
May	1,256	1,617
June	1,367	1,907
July	2,030	1,907
August	2,938	1,907
September	3,993	1,907
October	4,805	3,065
November	5,761	3,835
December	6,404	4,677
January	6,917	5,206
February	7,660	6,577
March	8,319	7,807
April	8,624	8,641
May	8,624	8,641
June	8,624	8,641

QUALITY

	Quantity	Base Number	Contract	AT	Region	England
% of FP17s for the same patient ID Re-attending within 3 months - Children	33	646	5.1%	10.0%	11.5%	11.9%
% of FP17s for the same patient ID Re-attending within 3 months - Adults	509	3,231	15.8%	14.6%	15.9%	16.0%
% of FP17s for the same patient ID Re-attending between 3 & 9 months - Children	161	646	24.9%	59.5%	60.6%	58.3%
% of FP17s for the same patient ID Re-attending between 3 & 9 months - Adults	901	3,231	27.9%	50.4%	51.6%	50.3%
% of FP17s for Band 1 Urgent Courses	391	4,083	9.6%	10.1%	9.5%	9.1%
% of FP17s Relating to Free Repair or Replacements	53	4,083	1.3%	0.9%	0.7%	0.8%
% of FP17s Relating to Continuations	99	4,083	2.4%	1.1%	1.0%	1.0%
% of Patients satisfied with the dentistry they have received	3	3	N/A	92.0%	92.0%	91.5%
% of Patients satisfied with the time they had to wait for an appointment	2	3	N/A	85.9%	88.1%	87.9%

* This is based on patients treated on this contract for their most recent course of treatment. Figures in italics indicate the base number of FP17s or Patient Questionnaire responses are less than 100. N/A is shown where the base number of responses is less than 10 during the period. % is calculated as Quantity/Base number*100

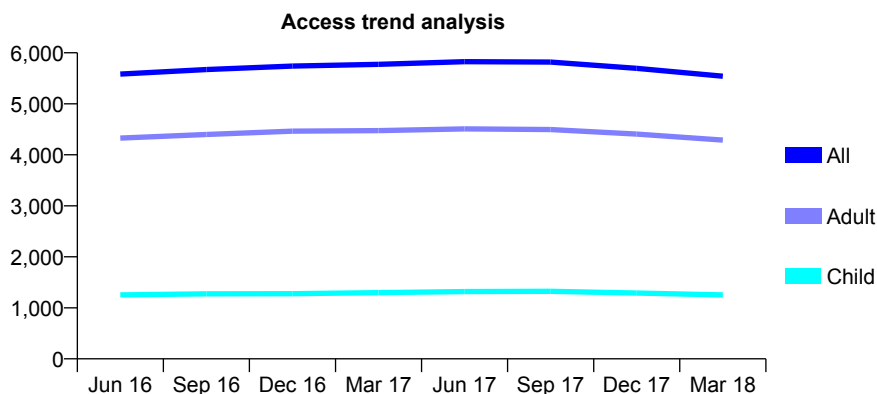
Q66 - Vital Signs At a Glance Contract Report for 235326/0001 - Year end March 2018

Name or company name	Yim Sun Chan & Magdalena Laskowska
Contract type name	GDS Contract
Purpose of contract	General
Contract start date	01/04/2006
Contract end date	

17/18 Contracted general activity (UDA)	14,000
Carry forward general activity (UDA)	0
17/18 Contracted orthodontic activity (UOA)	0
Carry forward orthodontic activity (UOA)	0
Baseline contract value	£363,185.44

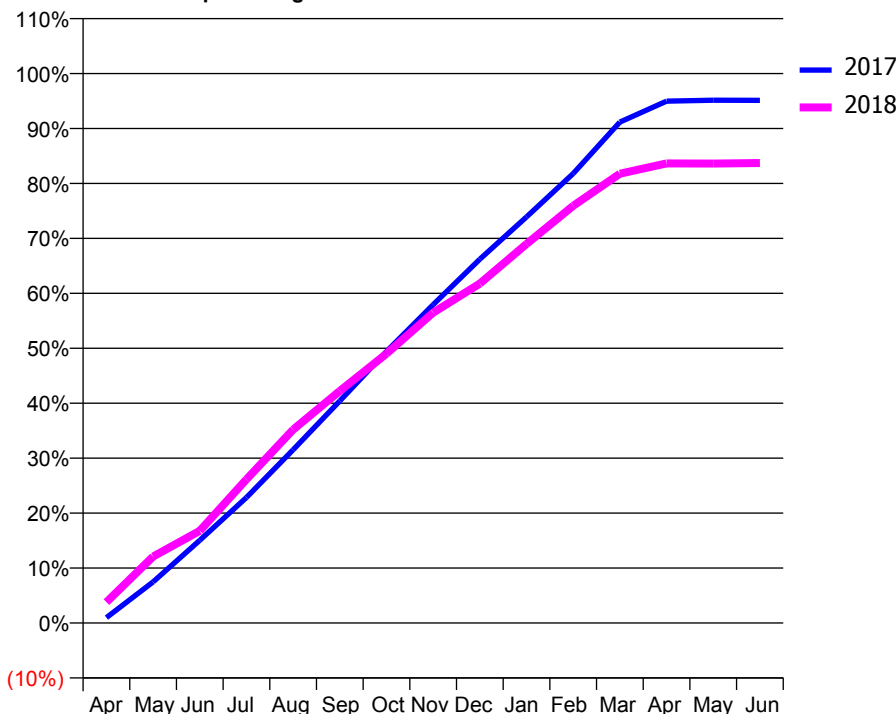
ACCESS*

Patients seen in 24 months	Total	Change since previous quarter
Quarter ending March 2017	5,773	
Quarter ending June 2017	5,827	→
Quarter ending September 2017	5,818	→
Quarter ending December 2017	5,696	↓
Quarter ending March 2018	5,541	↓
Variance since March 2017	(4.0%)	↓



ACTIVITY

Cumulative percentage of contracted UDA delivered 2017 & 2018



Adjusted Scheduled Activity (UDA)

Month	2017	2018
April	138	533
May	1,047	1,694
June	2,109	2,349
July	3,199	3,660
August	4,413	4,928
September	5,658	5,913
October	6,919	6,860
November	8,112	7,907
December	9,271	8,648
January	10,346	9,658
February	11,452	10,628
March	12,761	11,446
April	13,296	11,708
May	13,321	11,707
June	13,317	11,720

QUALITY

	Quantity	Base Number	Contract	AT	Region	England
% of FP17s for the same patient ID Re-attending within 3 months - Children	52	1,385	3.8%	10.0%	11.5%	11.9%
% of FP17s for the same patient ID Re-attending within 3 months - Adults	454	5,145	8.8%	14.6%	15.9%	16.0%
% of FP17s for the same patient ID Re-attending between 3 & 9 months - Children	632	1,385	45.6%	59.5%	60.6%	58.3%
% of FP17s for the same patient ID Re-attending between 3 & 9 months - Adults	2,858	5,145	55.5%	50.4%	51.6%	50.3%
% of FP17s for Band 1 Urgent Courses	286	5,540	5.2%	10.1%	9.5%	9.1%
% of FP17s Relating to Free Repair or Replacements	3	5,540	0.1%	0.9%	0.7%	0.8%
% of FP17s Relating to Continuations	11	5,540	0.2%	1.1%	1.0%	1.0%
% of Patients satisfied with the dentistry they have received	11	11	100.0%	92.0%	92.0%	91.5%
% of Patients satisfied with the time they had to wait for an appointment	11	11	100.0%	85.9%	88.1%	87.9%

* This is based on patients treated on this contract for their most recent course of treatment. Figures in italics indicate the base number of FP17s or Patient Questionnaire responses are less than 100. N/A is shown where the base number of responses is less than 10 during the period. % is calculated as Quantity/Base number*100

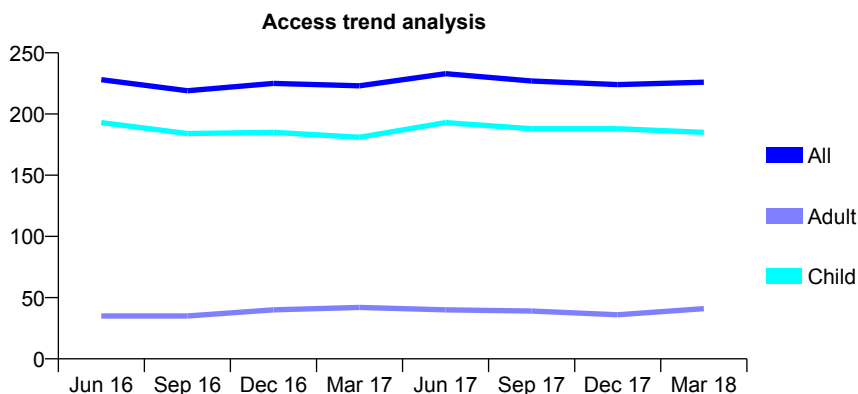
Q66 - Vital Signs At a Glance Contract Report for 235512/0001 - Year end March 2018

Name or company name	MR SF O'CONNELL
Contract type name	GDS Contract
Purpose of contract	General
Contract start date	01/04/2006
Contract end date	

17/18 Contracted general activity (UDA)	434
Carry forward general activity (UDA)	1
17/18 Contracted orthodontic activity (UOA)	0
Carry forward orthodontic activity (UOA)	0
Baseline contract value	£12,432.54

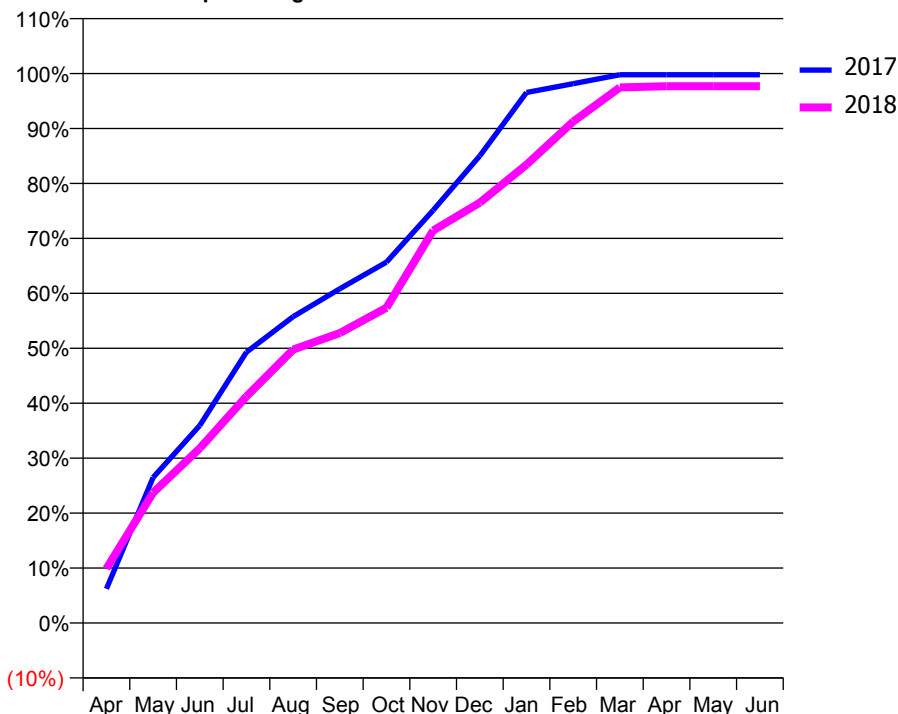
ACCESS*

Patients seen in 24 months	Total	Change since previous quarter
Quarter ending March 2017	223	
Quarter ending June 2017	233	↑
Quarter ending September 2017	227	↓
Quarter ending December 2017	224	↓
Quarter ending March 2018	226	→
Variance since March 2017	1.3%	→



ACTIVITY

Cumulative percentage of contracted UDA delivered 2017 & 2018



Month	Adjusted Scheduled Activity (UDA)	
	2017	2018
April	27	43
May	115	103
June	156	138
July	214	179
August	242	216
September	264	229
October	285	249
November	326	310
December	369	332
January	419	362
February	426	396
March	433	423
April	433	424
May	433	424
June	433	424

QUALITY

	Quantity	Base Number	Contract	AT	Region	England
% of FP17s for the same patient ID Re-attending within 3 months - Children	13	337	3.9%	10.0%	11.5%	11.9%
% of FP17s for the same patient ID Re-attending within 3 months - Adults	0	26	0.0%	14.6%	15.9%	16.0%
% of FP17s for the same patient ID Re-attending between 3 & 9 months - Children	251	337	74.5%	59.5%	60.6%	58.3%
% of FP17s for the same patient ID Re-attending between 3 & 9 months - Adults	14	26	53.8%	50.4%	51.6%	50.3%
% of FP17s for Band 1 Urgent Courses	0	364	0.0%	10.1%	9.5%	9.1%
% of FP17s Relating to Free Repair or Replacements	0	364	0.0%	0.9%	0.7%	0.8%
% of FP17s Relating to Continuations	0	364	0.0%	1.1%	1.0%	1.0%
% of Patients satisfied with the dentistry they have received	3	3	N/A	92.0%	92.0%	91.5%
% of Patients satisfied with the time they had to wait for an appointment	3	3	N/A	85.9%	88.1%	87.9%

* This is based on patients treated on this contract for their most recent course of treatment. Figures in italics indicate the base number of FP17s or Patient Questionnaire responses are less than 100. N/A is shown where the base number of responses is less than 10 during the period. % is calculated as Quantity/Base number*100

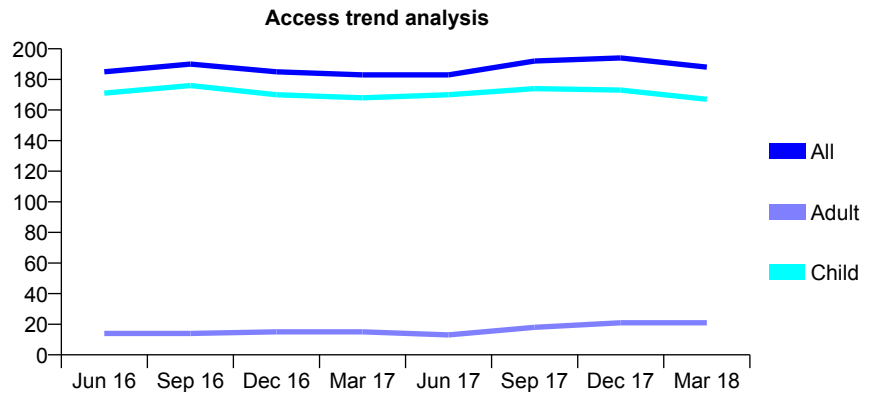
Q66 - Vital Signs At a Glance Contract Report for 243841/0001 - Year end March 2018

Name or company name	MRS HL WILMOT
Contract type name	GDS Contract
Purpose of contract	General
Contract start date	01/04/2006
Contract end date	

17/18 Contracted general activity (UDA)	555
Carry forward general activity (UDA)	-11
17/18 Contracted orthodontic activity (UOA)	0
Carry forward orthodontic activity (UOA)	0
Baseline contract value	£14,478.03

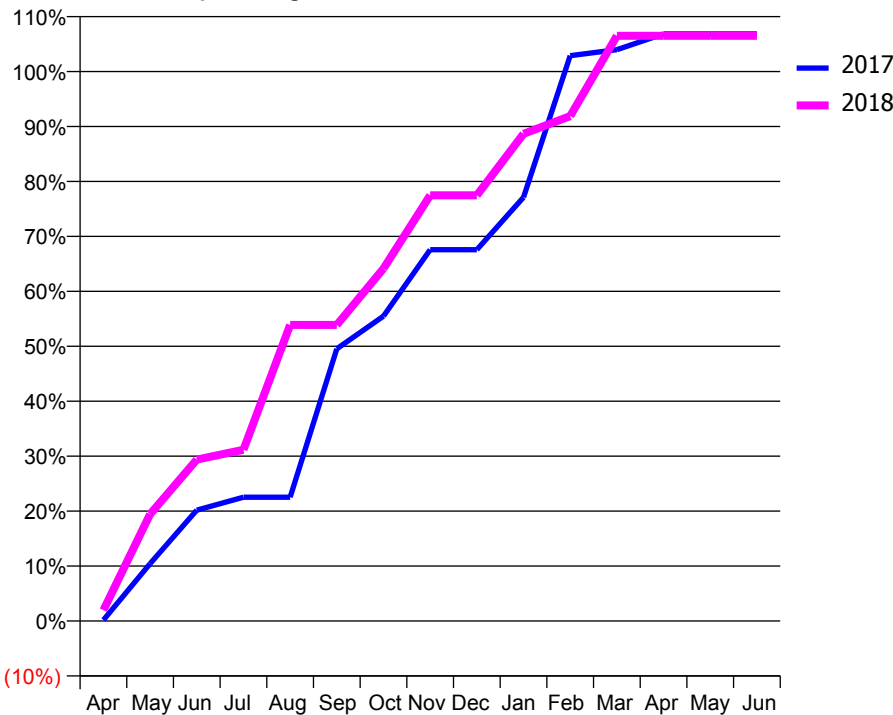
ACCESS*

Patients seen in 24 months	Total	Change since previous quarter
Quarter ending March 2017	183	
Quarter ending June 2017	183	→
Quarter ending September 2017	192	↑
Quarter ending December 2017	194	→
Quarter ending March 2018	188	↓
Variance since March 2017	2.7%	↑



ACTIVITY

Cumulative percentage of contracted UDA delivered 2017 & 2018



Month	Adjusted Scheduled Activity (UDA)	
	2017	2018
April	1	11
May	58	108
June	112	163
July	125	173
August	125	299
September	275	299
October	308	356
November	375	430
December	375	430
January	428	492
February	571	510
March	577	591
April	593	591
May	593	591
June	593	591

QUALITY

	Quantity	Base Number	Contract	AT	Region	England
% of FP17s for the same patient ID Re-attending within 3 months - Children	11	296	3.7%	10.0%	11.5%	11.9%
% of FP17s for the same patient ID Re-attending within 3 months - Adults	0	0	N/A	14.6%	15.9%	16.0%
% of FP17s for the same patient ID Re-attending between 3 & 9 months - Children	209	296	70.6%	59.5%	60.6%	58.3%
% of FP17s for the same patient ID Re-attending between 3 & 9 months - Adults	0	0	N/A	50.4%	51.6%	50.3%
% of FP17s for Band 1 Urgent Courses	0	289	0.0%	10.1%	9.5%	9.1%
% of FP17s Relating to Free Repair or Replacements	0	289	0.0%	0.9%	0.7%	0.8%
% of FP17s Relating to Continuations	2	289	0.7%	1.1%	1.0%	1.0%
% of Patients satisfied with the dentistry they have received	0	0	N/A	92.0%	92.0%	91.5%
% of Patients satisfied with the time they had to wait for an appointment	0	0	N/A	85.9%	88.1%	87.9%

* This is based on patients treated on this contract for their most recent course of treatment. Figures in italics indicate the base number of FP17s or Patient Questionnaire responses are less than 100. N/A is shown where the base number of responses is less than 10 during the period. % is calculated as Quantity/Base number*100

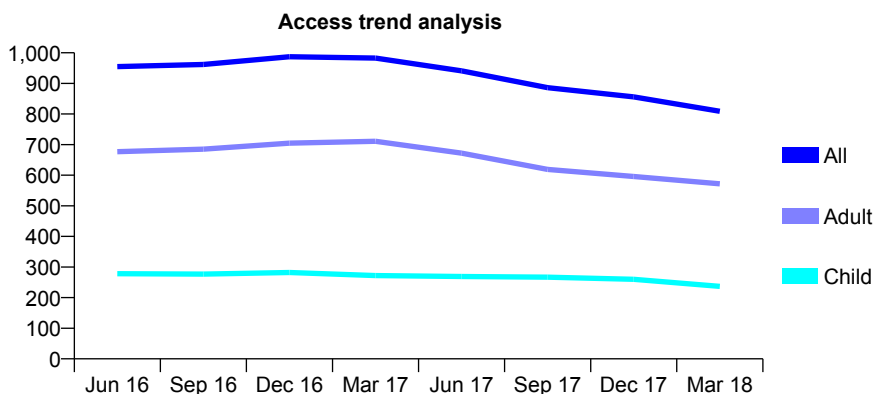
Q66 - Vital Signs At a Glance Contract Report for 248924/0001 - Year end March 2018

Name or company name	Spring Hill Dental Partnership
Contract type name	GDS Contract
Purpose of contract	General
Contract start date	01/04/2006
Contract end date	31/01/2018

17/18 Contracted general activity (UDA)	2,373
Carry forward general activity (UDA)	25
17/18 Contracted orthodontic activity (UOA)	0
Carry forward orthodontic activity (UOA)	0
Baseline contract value	£74,532.26

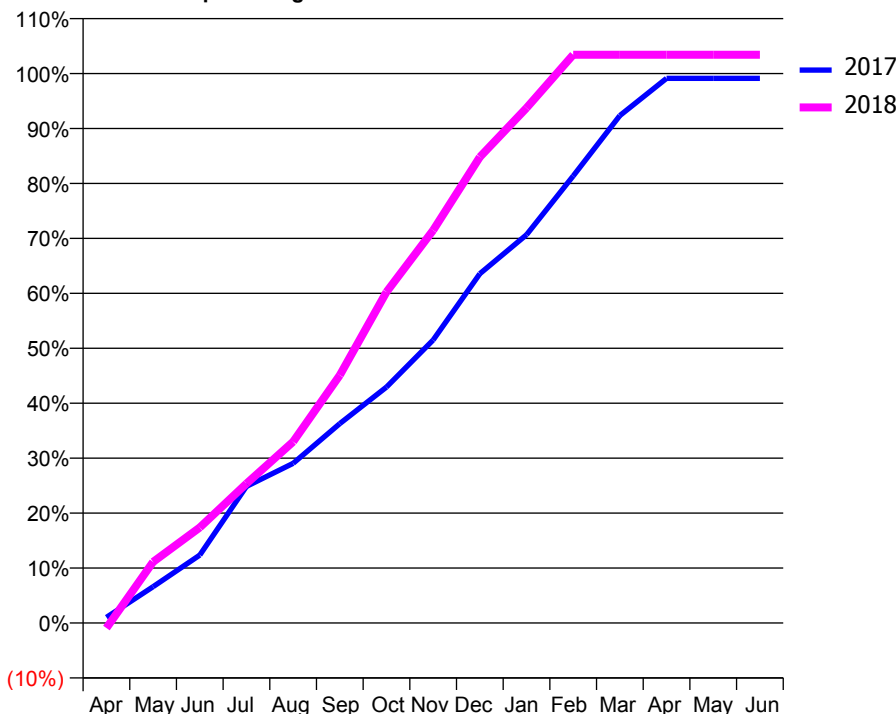
ACCESS*

Patients seen in 24 months	Total	Change since previous quarter
Quarter ending March 2017	983	
Quarter ending June 2017	941	↓
Quarter ending September 2017	886	↓
Quarter ending December 2017	856	↓
Quarter ending March 2018	809	↓
Variance since March 2017	(17.7%)	↓



ACTIVITY

Cumulative percentage of contracted UDA delivered 2017 & 2018



Month	Adjusted Scheduled Activity (UDA)	
	2017	2018
April	29	-22
May	188	264
June	352	412
July	708	602
August	828	783
September	1,033	1,070
October	1,222	1,430
November	1,466	1,696
December	1,810	2,013
January	2,012	2,224
February	2,316	2,454
March	2,629	2,454
April	2,822	2,454
May	2,822	2,454
June	2,822	2,454

QUALITY

	Quantity	Base Number	Contract	AT	Region	England
% of FP17s for the same patient ID Re-attending within 3 months - Children	20	368	5.4%	10.0%	11.5%	11.9%
% of FP17s for the same patient ID Re-attending within 3 months - Adults	201	932	21.6%	14.6%	15.9%	16.0%
% of FP17s for the same patient ID Re-attending between 3 & 9 months - Children	249	368	67.7%	59.5%	60.6%	58.3%
% of FP17s for the same patient ID Re-attending between 3 & 9 months - Adults	539	932	57.8%	50.4%	51.6%	50.3%
% of FP17s for Band 1 Urgent Courses	79	1,226	6.4%	10.1%	9.5%	9.1%
% of FP17s Relating to Free Repair or Replacements	14	1,226	1.1%	0.9%	0.7%	0.8%
% of FP17s Relating to Continuations	19	1,226	1.5%	1.1%	1.0%	1.0%
% of Patients satisfied with the dentistry they have received	2	2	N/A	92.0%	92.0%	91.5%
% of Patients satisfied with the time they had to wait for an appointment	2	2	N/A	85.9%	88.1%	87.9%

* This is based on patients treated on this contract for their most recent course of treatment. Figures in italics indicate the base number of FP17s or Patient Questionnaire responses are less than 100. N/A is shown where the base number of responses is less than 10 during the period. % is calculated as Quantity/Base number*100

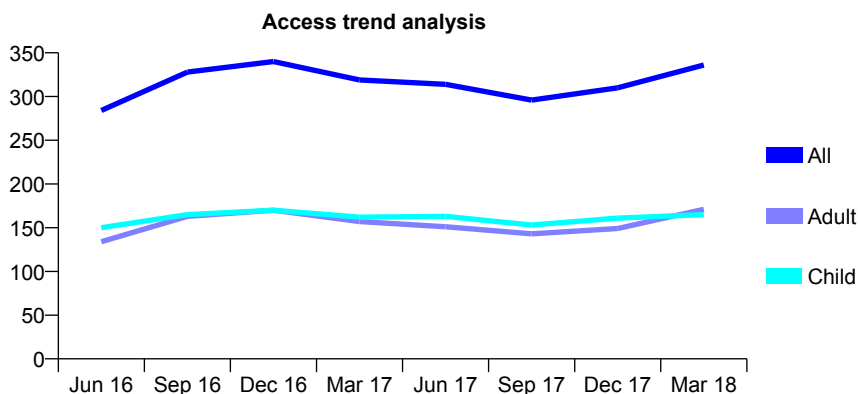
Q66 - Vital Signs At a Glance Contract Report for 258504/0001 - Year end March 2018

Name or company name	MR ME SHAW
Contract type name	GDS Contract
Purpose of contract	General
Contract start date	01/04/2006
Contract end date	

17/18 Contracted general activity (UDA)	1,035
Carry forward general activity (UDA)	-3
17/18 Contracted orthodontic activity (UOA)	0
Carry forward orthodontic activity (UOA)	0
Baseline contract value	£26,847.95

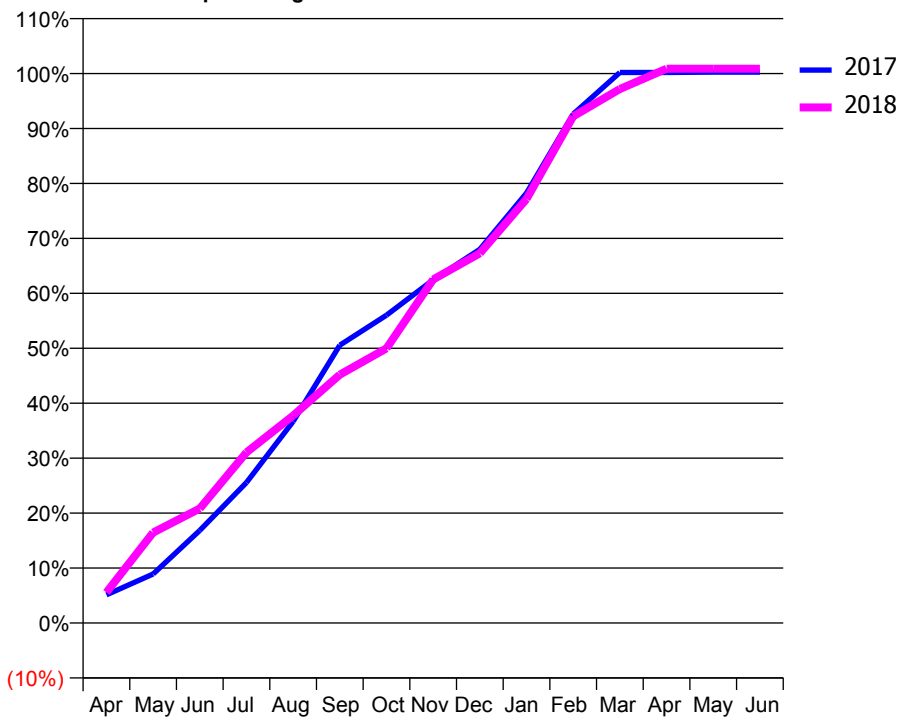
ACCESS*

Patients seen in 24 months	Total	Change since previous quarter
Quarter ending March 2017	319	
Quarter ending June 2017	314	↓
Quarter ending September 2017	296	↓
Quarter ending December 2017	310	↑
Quarter ending March 2018	336	↑
Variance since March 2017	5.3%	↑



ACTIVITY

Cumulative percentage of contracted UDA delivered 2017 & 2018



Month	Adjusted Scheduled Activity (UDA)	
	2017	2018
April	53	58
May	92	170
June	174	216
July	265	321
August	380	391
September	523	468
October	580	517
November	646	647
December	704	696
January	810	799
February	959	954
March	1,037	1,006
April	1,037	1,044
May	1,038	1,044
June	1,038	1,044

QUALITY

	Quantity	Base Number	Contract	AT	Region	England
% of FP17s for the same patient ID Re-attending within 3 months - Children	19	306	6.2%	10.0%	11.5%	11.9%
% of FP17s for the same patient ID Re-attending within 3 months - Adults	20	238	8.4%	14.6%	15.9%	16.0%
% of FP17s for the same patient ID Re-attending between 3 & 9 months - Children	214	306	69.9%	59.5%	60.6%	58.3%
% of FP17s for the same patient ID Re-attending between 3 & 9 months - Adults	121	238	50.8%	50.4%	51.6%	50.3%
% of FP17s for Band 1 Urgent Courses	35	569	6.2%	10.1%	9.5%	9.1%
% of FP17s Relating to Free Repair or Replacements	0	569	0.0%	0.9%	0.7%	0.8%
% of FP17s Relating to Continuations	0	569	0.0%	1.1%	1.0%	1.0%
% of Patients satisfied with the dentistry they have received	0	0	N/A	92.0%	92.0%	91.5%
% of Patients satisfied with the time they had to wait for an appointment	0	0	N/A	85.9%	88.1%	87.9%

* This is based on patients treated on this contract for their most recent course of treatment. Figures in italics indicate the base number of FP17s or Patient Questionnaire responses are less than 100. N/A is shown where the base number of responses is less than 10 during the period. % is calculated as Quantity/Base number*100

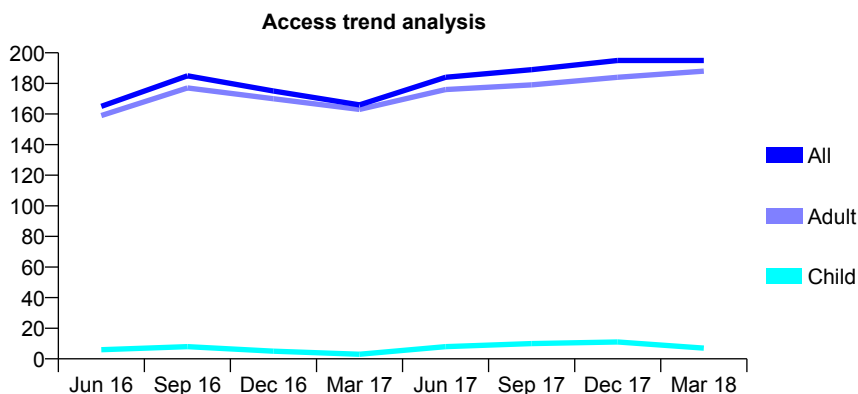
Q66 - Vital Signs At a Glance Contract Report for 258504/0002 - Year end March 2018

Name or company name	MR ME SHAW
Contract type name	PDS Contract
Purpose of contract	General
Contract start date	01/07/2007
Contract end date	30/06/2020

17/18 Contracted general activity (UDA)	400
Carry forward general activity (UDA)	0
17/18 Contracted orthodontic activity (UOA)	0
Carry forward orthodontic activity (UOA)	0
Baseline contract value	£56,380.84

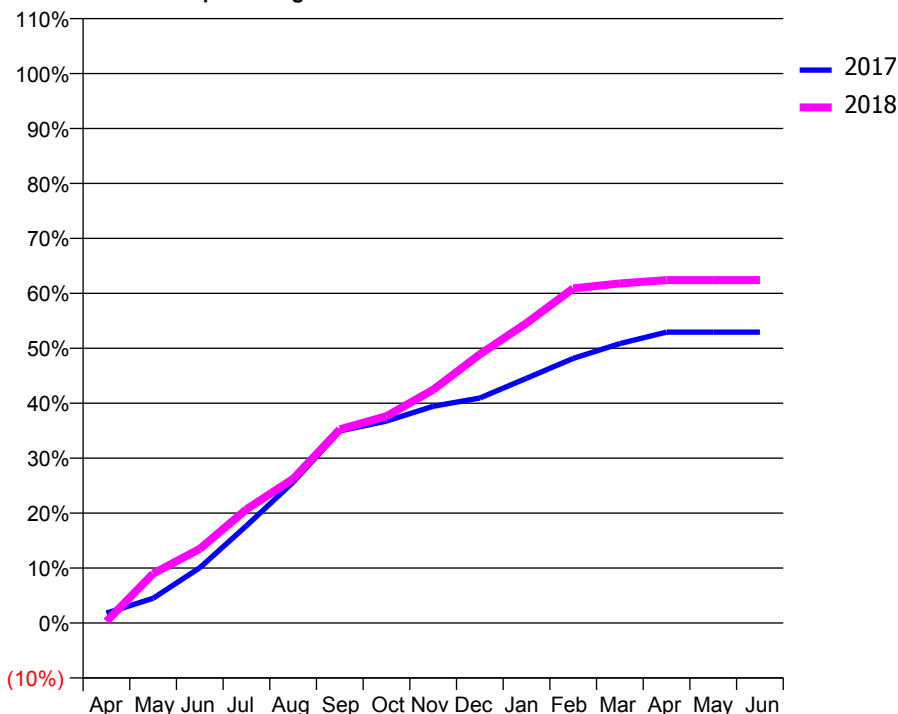
ACCESS*

Patients seen in 24 months	Total	Change since previous quarter
Quarter ending March 2017	166	
Quarter ending June 2017	184	↑
Quarter ending September 2017	189	↑
Quarter ending December 2017	195	↑
Quarter ending March 2018	195	→
Variance since March 2017	17.5%	↑



ACTIVITY

Cumulative percentage of contracted UDA delivered 2017 & 2018



Month	Adjusted Scheduled Activity (UDA)	
	2017	2018
April	7	1
May	18	36
June	40	54
July	71	83
August	103	105
September	140	141
October	147	151
November	158	170
December	164	196
January	178	218
February	193	244
March	203	247
April	212	250
May	212	250
June	212	250

QUALITY

	Quantity	Base Number	Contract	AT	Region	England
% of FP17s for the same patient ID Re-attending within 3 months - Children	1	19	5.3%	10.0%	11.5%	11.9%
% of FP17s for the same patient ID Re-attending within 3 months - Adults	25	191	13.1%	14.6%	15.9%	16.0%
% of FP17s for the same patient ID Re-attending between 3 & 9 months - Children	0	19	0.0%	59.5%	60.6%	58.3%
% of FP17s for the same patient ID Re-attending between 3 & 9 months - Adults	2	191	1.0%	50.4%	51.6%	50.3%
% of FP17s for Band 1 Urgent Courses	203	205	99.0%	10.1%	9.5%	9.1%
% of FP17s Relating to Free Repair or Replacements	0	205	0.0%	0.9%	0.7%	0.8%
% of FP17s Relating to Continuations	0	205	0.0%	1.1%	1.0%	1.0%
% of Patients satisfied with the dentistry they have received	1	1	N/A	92.0%	92.0%	91.5%
% of Patients satisfied with the time they had to wait for an appointment	1	1	N/A	85.9%	88.1%	87.9%

* This is based on patients treated on this contract for their most recent course of treatment. Figures in italics indicate the base number of FP17s or Patient Questionnaire responses are less than 100. N/A is shown where the base number of responses is less than 10 during the period. % is calculated as Quantity/Base number*100

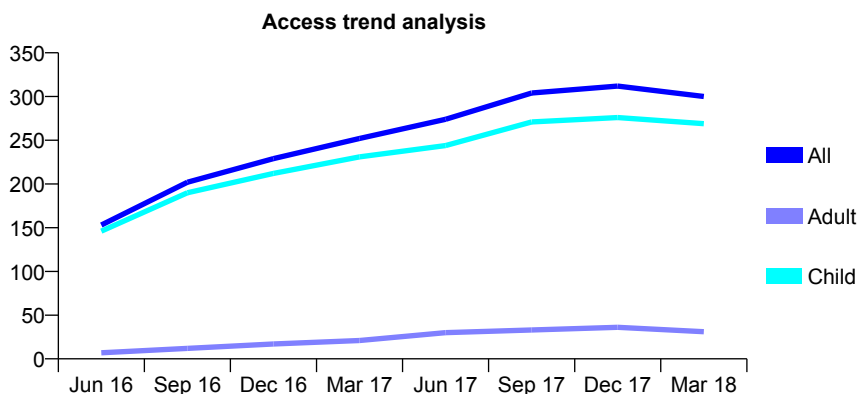
Q66 - Vital Signs At a Glance Contract Report for 308412/0002 - Year end March 2018

Name or company name	Archway Dental Surgery
Contract type name	GDS Contract
Purpose of contract	General
Contract start date	18/01/2016
Contract end date	

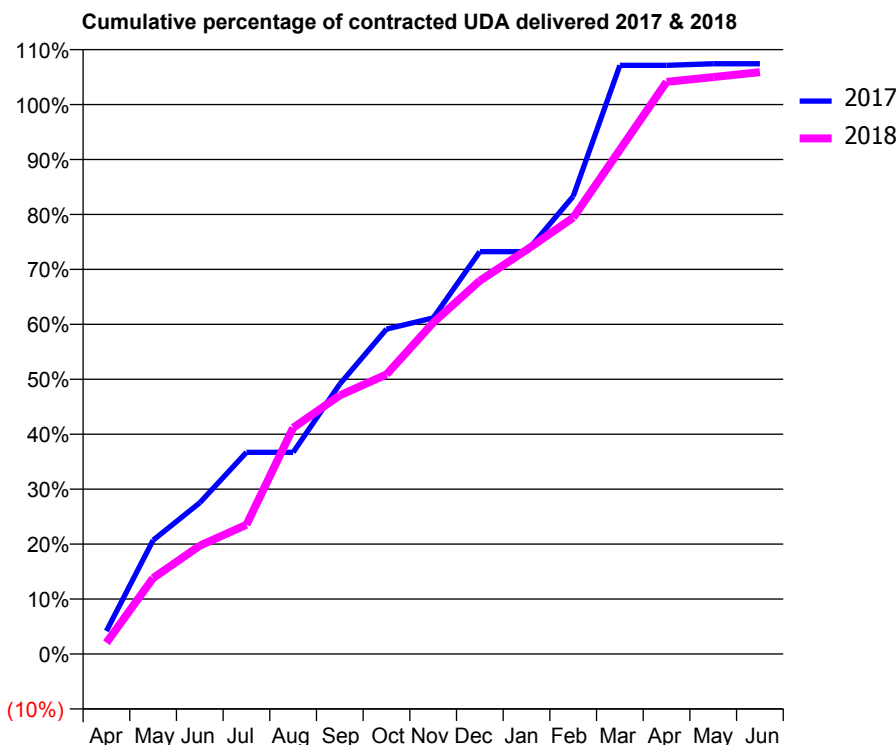
17/18 Contracted general activity (UDA)	340
Carry forward general activity (UDA)	-7
17/18 Contracted orthodontic activity (UOA)	0
Carry forward orthodontic activity (UOA)	0
Baseline contract value	£8,533.44

ACCESS*

Patients seen in 24 months	Total	Change since previous quarter
Quarter ending March 2017	252	
Quarter ending June 2017	274	↑
Quarter ending September 2017	304	↑
Quarter ending December 2017	312	↑
Quarter ending March 2018	300	↓
Variance since March 2017	19.0%	↑



ACTIVITY



Month	2017	2018
April	14	7
May	70	47
June	94	67
July	125	80
August	125	140
September	167	160
October	201	173
November	208	205
December	249	231
January	249	250
February	283	270
March	364	312
April	364	354
May	365	357
June	365	360

QUALITY

	Quantity	Base Number	Contract	AT	Region	England
% of FP17s for the same patient ID Re-attending within 3 months - Children	2	246	0.8%	10.0%	11.5%	11.9%
% of FP17s for the same patient ID Re-attending within 3 months - Adults	0	6	0.0%	14.6%	15.9%	16.0%
% of FP17s for the same patient ID Re-attending between 3 & 9 months - Children	78	246	31.7%	59.5%	60.6%	58.3%
% of FP17s for the same patient ID Re-attending between 3 & 9 months - Adults	1	6	16.7%	50.4%	51.6%	50.3%
% of FP17s for Band 1 Urgent Courses	0	284	0.0%	10.1%	9.5%	9.1%
% of FP17s Relating to Free Repair or Replacements	0	284	0.0%	0.9%	0.7%	0.8%
% of FP17s Relating to Continuations	0	284	0.0%	1.1%	1.0%	1.0%
% of Patients satisfied with the dentistry they have received	2	2	N/A	92.0%	92.0%	91.5%
% of Patients satisfied with the time they had to wait for an appointment	1	2	N/A	85.9%	88.1%	87.9%

* This is based on patients treated on this contract for their most recent course of treatment. Figures in italics indicate the base number of FP17s or Patient Questionnaire responses are less than 100. N/A is shown where the base number of responses is less than 10 during the period. % is calculated as Quantity/Base number*100

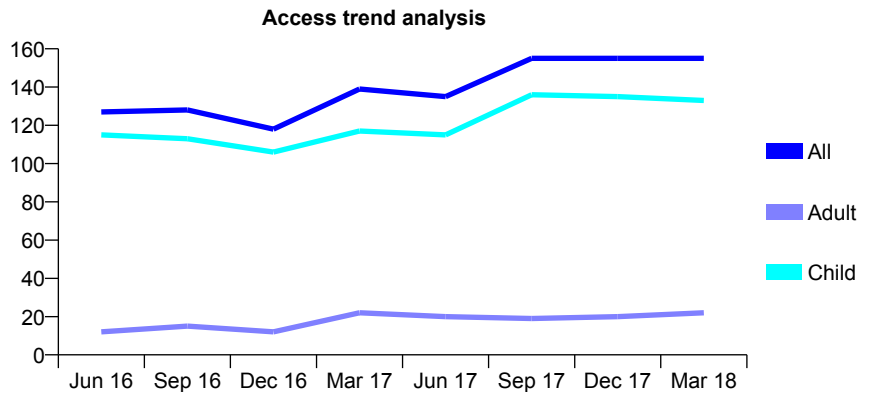
Q66 - Vital Signs At a Glance Contract Report for 322792/0001 - Year end March 2018

Name or company name	MR NG PERCIVAL
Contract type name	GDS Contract
Purpose of contract	General and Orthodontic
Contract start date	01/04/2006
Contract end date	

17/18 Contracted general activity (UDA)	290
Carry forward general activity (UDA)	8
17/18 Contracted orthodontic activity (UOA)	0
Carry forward orthodontic activity (UOA)	0
Baseline contract value	£7,012.65

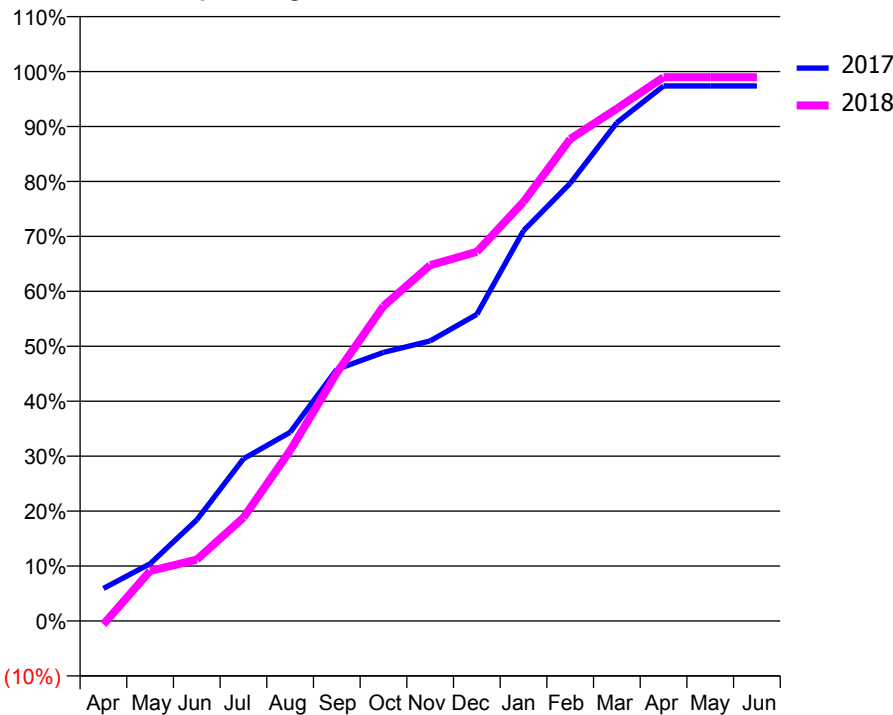
ACCESS*

Patients seen in 24 months	Total	Change since previous quarter
Quarter ending March 2017	139	
Quarter ending June 2017	135	↓
Quarter ending September 2017	155	↑
Quarter ending December 2017	155	→
Quarter ending March 2018	155	→
Variance since March 2017	11.5%	↑



ACTIVITY

Cumulative percentage of contracted UDA delivered 2017 & 2018



Month	Adjusted Scheduled Activity (UDA)	
	2017	2018
April	17	-2
May	30	26
June	53	32
July	86	55
August	100	90
September	133	131
October	142	166
November	148	188
December	162	195
January	206	221
February	231	254
March	263	270
April	282	287
May	282	287
June	282	287

QUALITY

	Quantity	Base Number	Contract	AT	Region	England
% of FP17s for the same patient ID Re-attending within 3 months - Children	19	211	9.0%	10.0%	11.5%	11.9%
% of FP17s for the same patient ID Re-attending within 3 months - Adults	0	3	0.0%	14.6%	15.9%	16.0%
% of FP17s for the same patient ID Re-attending between 3 & 9 months - Children	99	211	46.9%	59.5%	60.6%	58.3%
% of FP17s for the same patient ID Re-attending between 3 & 9 months - Adults	0	3	0.0%	50.4%	51.6%	50.3%
% of FP17s for Band 1 Urgent Courses	25	206	12.1%	10.1%	9.5%	9.1%
% of FP17s Relating to Free Repair or Replacements	0	206	0.0%	0.9%	0.7%	0.8%
% of FP17s Relating to Continuations	0	206	0.0%	1.1%	1.0%	1.0%
% of Patients satisfied with the dentistry they have received	0	0	N/A	92.0%	92.0%	91.5%
% of Patients satisfied with the time they had to wait for an appointment	0	0	N/A	85.9%	88.1%	87.9%

* This is based on patients treated on this contract for their most recent course of treatment. Figures in italics indicate the base number of FP17s or Patient Questionnaire responses are less than 100. N/A is shown where the base number of responses is less than 10 during the period. % is calculated as Quantity/Base number*100

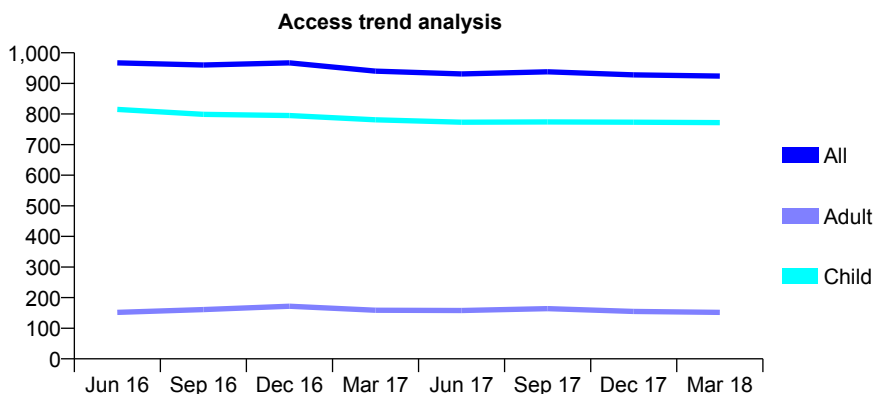
Q66 - Vital Signs At a Glance Contract Report for 324205/0001 - Year end March 2018

Name or company name	MR DK BURGESS
Contract type name	GDS Contract
Purpose of contract	General and Orthodontic
Contract start date	01/04/2006
Contract end date	

17/18 Contracted general activity (UDA)	2,137
Carry forward general activity (UDA)	0
17/18 Contracted orthodontic activity (UOA)	728
Carry forward orthodontic activity (UOA)	5
Baseline contract value	£104,850.36

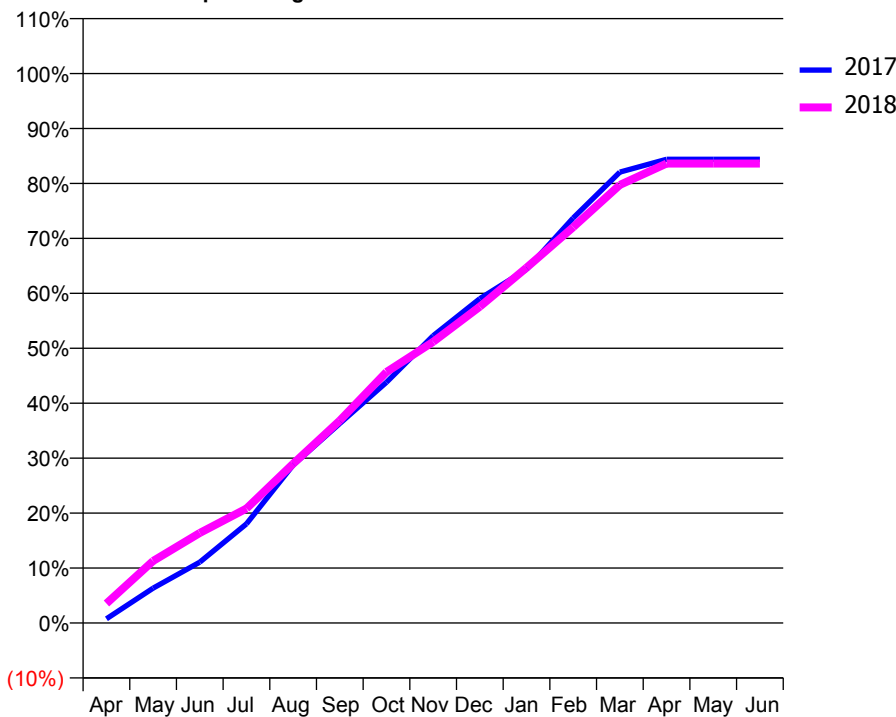
ACCESS*

Patients seen in 24 months	Total	Change since previous quarter
Quarter ending March 2017	940	
Quarter ending June 2017	931	→
Quarter ending September 2017	938	→
Quarter ending December 2017	928	↓
Quarter ending March 2018	924	→
Variance since March 2017	(1.7%)	↓



ACTIVITY

Cumulative percentage of contracted UDA delivered 2017 & 2018



Adjusted Scheduled Activity (UDA)

Month	2017	2018
April	16	76
May	135	241
June	237	350
July	386	445
August	614	619
September	776	787
October	936	976
November	1,117	1,093
December	1,262	1,231
January	1,375	1,382
February	1,575	1,539
March	1,754	1,704
April	1,804	1,787
May	1,804	1,787
June	1,804	1,787

QUALITY

	Quantity	Base Number	Contract	AT	Region	England
% of FP17s for the same patient ID Re-attending within 3 months - Children	110	1,315	8.4%	10.0%	11.5%	11.9%
% of FP17s for the same patient ID Re-attending within 3 months - Adults	12	76	15.8%	14.6%	15.9%	16.0%
% of FP17s for the same patient ID Re-attending between 3 & 9 months - Children	909	1,315	69.1%	59.5%	60.6%	58.3%
% of FP17s for the same patient ID Re-attending between 3 & 9 months - Adults	35	76	46.1%	50.4%	51.6%	50.3%
% of FP17s for Band 1 Urgent Courses	13	1,319	1.0%	10.1%	9.5%	9.1%
% of FP17s Relating to Free Repair or Replacements	0	1,319	0.0%	0.9%	0.7%	0.8%
% of FP17s Relating to Continuations	0	1,319	0.0%	1.1%	1.0%	1.0%
% of Patients satisfied with the dentistry they have received	0	0	N/A	92.0%	92.0%	91.5%
% of Patients satisfied with the time they had to wait for an appointment	0	0	N/A	85.9%	88.1%	87.9%

* This is based on patients treated on this contract for their most recent course of treatment. Figures in italics indicate the base number of FP17s or Patient Questionnaire responses are less than 100. N/A is shown where the base number of responses is less than 10 during the period. % is calculated as Quantity/Base number*100

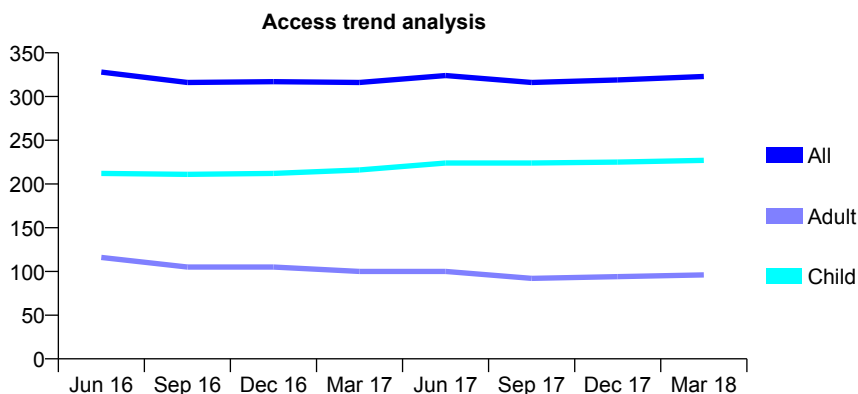
Q66 - Vital Signs At a Glance Contract Report for 329037/0001 - Year end March 2018

Name or company name	MISS EL CHOUROT
Contract type name	GDS Contract
Purpose of contract	General
Contract start date	01/04/2006
Contract end date	

17/18 Contracted general activity (UDA)	700
Carry forward general activity (UDA)	-9
17/18 Contracted orthodontic activity (UOA)	0
Carry forward orthodontic activity (UOA)	0
Baseline contract value	£15,546.51

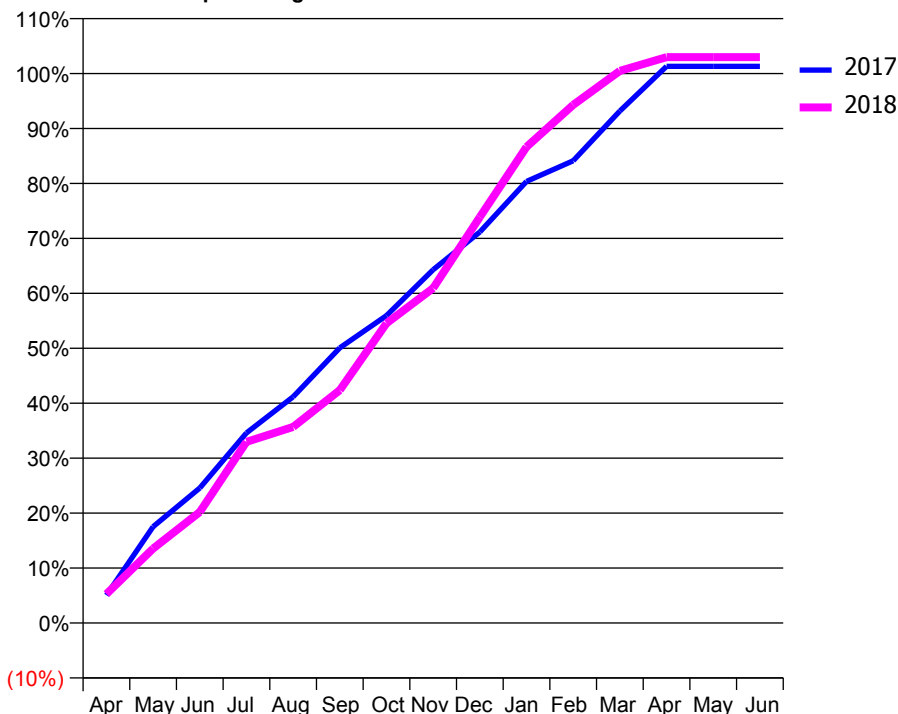
ACCESS*

Patients seen in 24 months	Total	Change since previous quarter
Quarter ending March 2017	316	
Quarter ending June 2017	324	↑
Quarter ending September 2017	316	↓
Quarter ending December 2017	319	→
Quarter ending March 2018	323	→
Variance since March 2017	2.2%	↑



ACTIVITY

Cumulative percentage of contracted UDA delivered 2017 & 2018



Month	Adjusted Scheduled Activity (UDA)	
	2017	2018
April	35	37
May	123	95
June	172	141
July	242	231
August	288	250
September	351	297
October	392	382
November	450	427
December	498	517
January	563	607
February	589	660
March	652	703
April	709	721
May	709	721
June	709	721

QUALITY

	Quantity	Base Number	Contract	AT	Region	England
% of FP17s for the same patient ID Re-attending within 3 months - Children	24	403	6.0%	10.0%	11.5%	11.9%
% of FP17s for the same patient ID Re-attending within 3 months - Adults	15	106	14.2%	14.6%	15.9%	16.0%
% of FP17s for the same patient ID Re-attending between 3 & 9 months - Children	298	403	73.9%	59.5%	60.6%	58.3%
% of FP17s for the same patient ID Re-attending between 3 & 9 months - Adults	48	106	45.3%	50.4%	51.6%	50.3%
% of FP17s for Band 1 Urgent Courses	29	497	5.8%	10.1%	9.5%	9.1%
% of FP17s Relating to Free Repair or Replacements	0	497	0.0%	0.9%	0.7%	0.8%
% of FP17s Relating to Continuations	0	497	0.0%	1.1%	1.0%	1.0%
% of Patients satisfied with the dentistry they have received	1	1	N/A	92.0%	92.0%	91.5%
% of Patients satisfied with the time they had to wait for an appointment	1	1	N/A	85.9%	88.1%	87.9%

* This is based on patients treated on this contract for their most recent course of treatment. Figures in italics indicate the base number of FP17s or Patient Questionnaire responses are less than 100. N/A is shown where the base number of responses is less than 10 during the period. % is calculated as Quantity/Base number*100

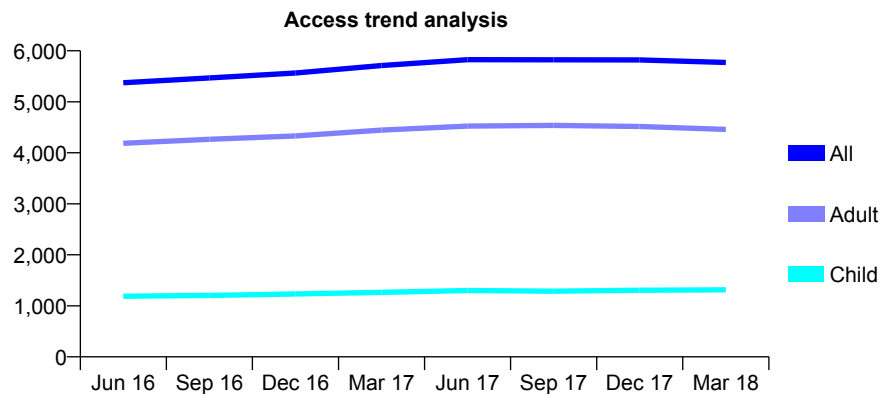
Q66 - Vital Signs At a Glance Contract Report for 331872/0001 - Year end March 2018

Name or company name	MR SC PACE
Contract type name	GDS Contract
Purpose of contract	General
Contract start date	01/04/2006
Contract end date	

17/18 Contracted general activity (UDA)	17,536
Carry forward general activity (UDA)	0
17/18 Contracted orthodontic activity (UOA)	0
Carry forward orthodontic activity (UOA)	0
Baseline contract value	£460,047.32

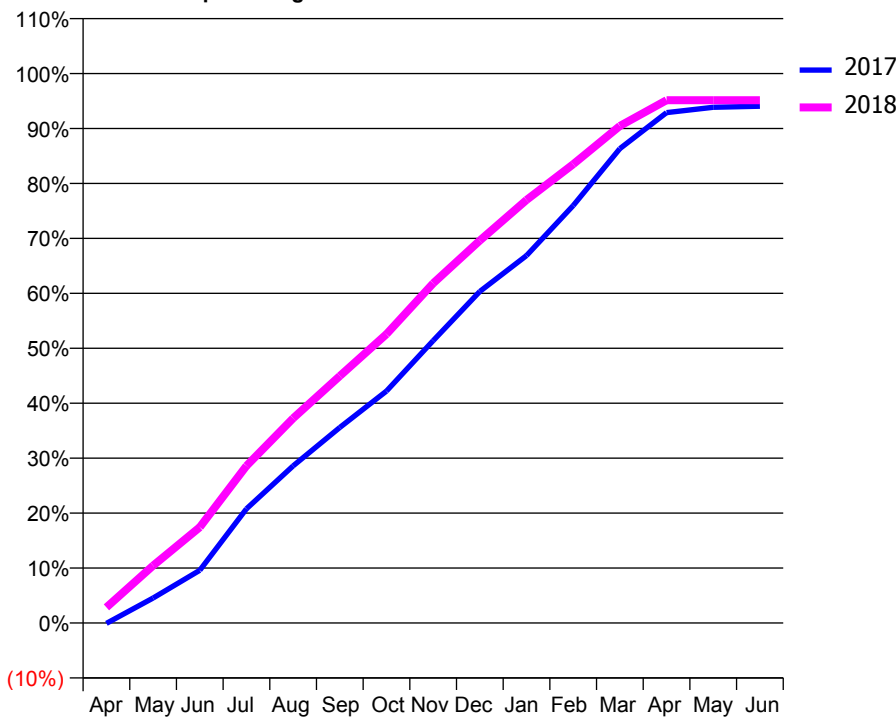
ACCESS*

Patients seen in 24 months	Total	Change since previous quarter
Quarter ending March 2017	5,710	
Quarter ending June 2017	5,825	↑
Quarter ending September 2017	5,824	→
Quarter ending December 2017	5,822	→
Quarter ending March 2018	5,772	→
Variance since March 2017	1.1%	→



ACTIVITY

Cumulative percentage of contracted UDA delivered 2017 & 2018



Month	Adjusted Scheduled Activity (UDA)	
	2017	2018
April	-13	498
May	799	1,832
June	1,684	3,057
July	3,645	5,015
August	5,014	6,533
September	6,240	7,884
October	7,404	9,220
November	9,012	10,840
December	10,583	12,206
January	11,726	13,499
February	13,322	14,639
March	15,137	15,863
April	16,289	16,683
May	16,458	16,683
June	16,493	16,683

QUALITY

	Quantity	Base Number	Contract	AT	Region	England
% of FP17s for the same patient ID Re-attending within 3 months - Children	135	2,156	6.3%	10.0%	11.5%	11.9%
% of FP17s for the same patient ID Re-attending within 3 months - Adults	939	6,754	13.9%	14.6%	15.9%	16.0%
% of FP17s for the same patient ID Re-attending between 3 & 9 months - Children	1,488	2,156	69.0%	59.5%	60.6%	58.3%
% of FP17s for the same patient ID Re-attending between 3 & 9 months - Adults	4,030	6,754	59.7%	50.4%	51.6%	50.3%
% of FP17s for Band 1 Urgent Courses	347	8,802	3.9%	10.1%	9.5%	9.1%
% of FP17s Relating to Free Repair or Replacements	208	8,802	2.4%	0.9%	0.7%	0.8%
% of FP17s Relating to Continuations	72	8,802	0.8%	1.1%	1.0%	1.0%
% of Patients satisfied with the dentistry they have received	11	12	91.7%	92.0%	92.0%	91.5%
% of Patients satisfied with the time they had to wait for an appointment	11	12	91.7%	85.9%	88.1%	87.9%

* This is based on patients treated on this contract for their most recent course of treatment. Figures in italics indicate the base number of FP17s or Patient Questionnaire responses are less than 100. N/A is shown where the base number of responses is less than 10 during the period. % is calculated as Quantity/Base number*100

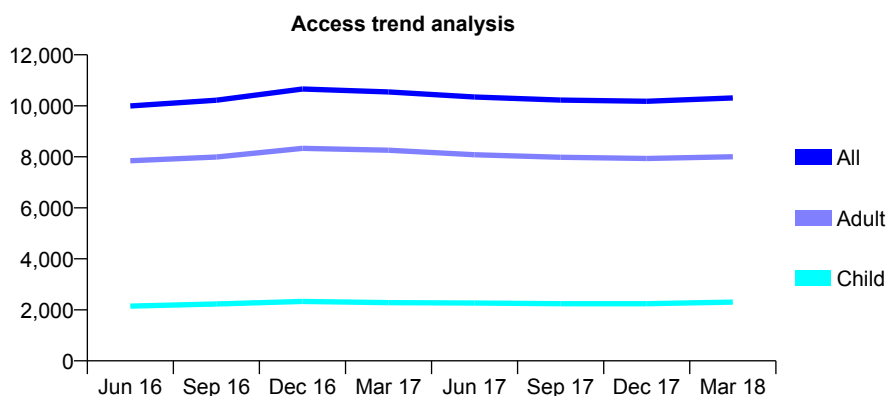
Q66 - Vital Signs At a Glance Contract Report for 331872/0002 - Year end March 2018

Name or company name	MR SC PACE
Contract type name	GDS Contract
Purpose of contract	General
Contract start date	01/04/2006
Contract end date	

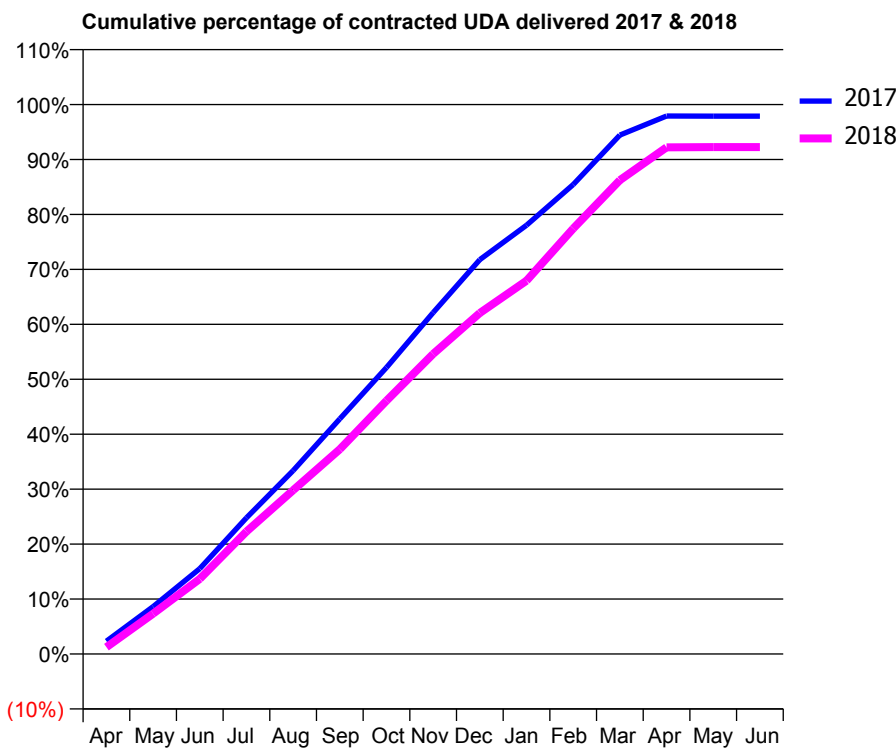
17/18 Contracted general activity (UDA)	37,242
Carry forward general activity (UDA)	790
17/18 Contracted orthodontic activity (UOA)	0
Carry forward orthodontic activity (UOA)	0
Baseline contract value	£1,012,879.20

ACCESS*

Patients seen in 24 months	Total	Change since previous quarter
Quarter ending March 2017	10,542	
Quarter ending June 2017	10,347	↓
Quarter ending September 2017	10,224	↓
Quarter ending December 2017	10,177	→
Quarter ending March 2018	10,309	→
Variance since March 2017	(2.2%)	↓



ACTIVITY



Month	Adjusted Scheduled Activity (UDA)	
	2017	2018
April	872	465
May	3,213	2,735
June	5,784	5,096
July	9,236	8,304
August	12,428	11,105
September	15,933	13,876
October	19,416	17,164
November	23,139	20,340
December	26,727	23,117
January	29,059	25,299
February	31,816	28,832
March	35,167	32,114
April	36,461	34,342
May	36,452	34,354
June	36,452	34,357

QUALITY

	Quantity	Base Number	Contract	AT	Region	England
% of FP17s for the same patient ID Re-attending within 3 months - Children	210	3,432	6.1%	10.0%	11.5%	11.9%
% of FP17s for the same patient ID Re-attending within 3 months - Adults	1,290	11,740	11.0%	14.6%	15.9%	16.0%
% of FP17s for the same patient ID Re-attending between 3 & 9 months - Children	2,210	3,432	64.4%	59.5%	60.6%	58.3%
% of FP17s for the same patient ID Re-attending between 3 & 9 months - Adults	7,739	11,740	65.9%	50.4%	51.6%	50.3%
% of FP17s for Band 1 Urgent Courses	587	15,355	3.8%	10.1%	9.5%	9.1%
% of FP17s Relating to Free Repair or Replacements	87	15,355	0.6%	0.9%	0.7%	0.8%
% of FP17s Relating to Continuations	42	15,355	0.3%	1.1%	1.0%	1.0%
% of Patients satisfied with the dentistry they have received	16	19	84.2%	92.0%	92.0%	91.5%
% of Patients satisfied with the time they had to wait for an appointment	16	19	84.2%	85.9%	88.1%	87.9%

* This is based on patients treated on this contract for their most recent course of treatment. Figures in italics indicate the base number of FP17s or Patient Questionnaire responses are less than 100. N/A is shown where the base number of responses is less than 10 during the period. % is calculated as Quantity/Base number*100

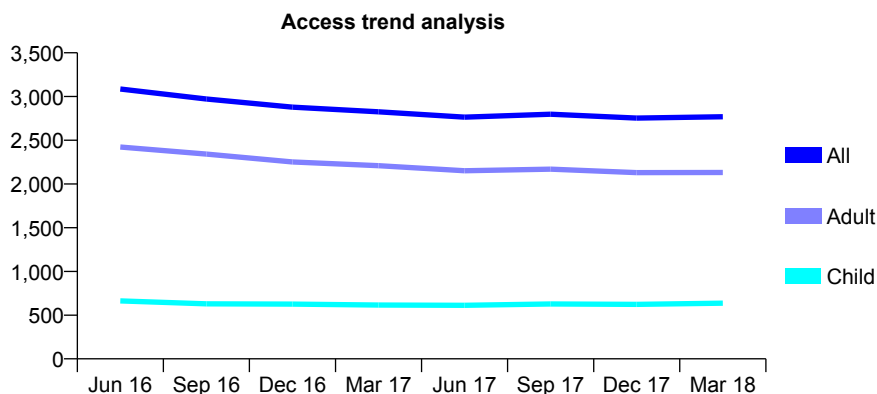
Q66 - Vital Signs At a Glance Contract Report for 331872/0003 - Year end March 2018

Name or company name	MR SC PACE
Contract type name	GDS Contract
Purpose of contract	General
Contract start date	01/11/2012
Contract end date	

17/18 Contracted general activity (UDA)	10,500
Carry forward general activity (UDA)	0
17/18 Contracted orthodontic activity (UOA)	0
Carry forward orthodontic activity (UOA)	0
Baseline contract value	£281,887.57

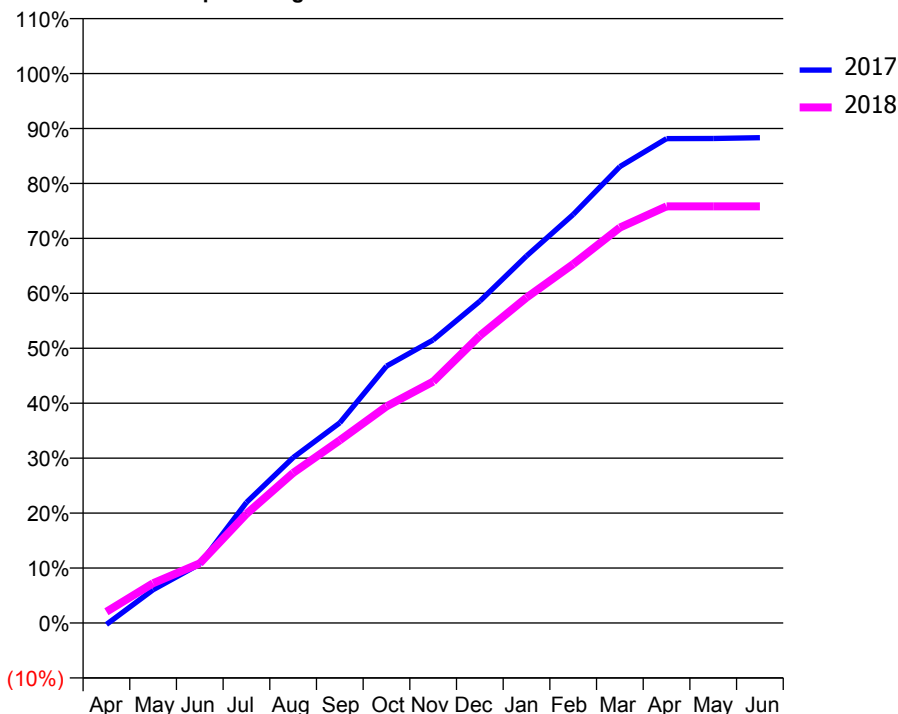
ACCESS*

Patients seen in 24 months	Total	Change since previous quarter
Quarter ending March 2017	2,825	
Quarter ending June 2017	2,764	↓
Quarter ending September 2017	2,798	→
Quarter ending December 2017	2,753	↓
Quarter ending March 2018	2,768	→
Variance since March 2017	(2.0%)	↓



ACTIVITY

Cumulative percentage of contracted UDA delivered 2017 & 2018



Month	Adjusted Scheduled Activity (UDA)	
	2017	2018
April	-27	216
May	575	760
June	1,020	1,141
July	2,085	2,084
August	2,859	2,868
September	3,462	3,492
October	4,441	4,138
November	4,893	4,613
December	5,563	5,490
January	6,346	6,219
February	7,062	6,858
March	7,891	7,557
April	8,373	7,962
May	8,376	7,962
June	8,391	7,962

QUALITY

	Quantity	Base Number	Contract	AT	Region	England
% of FP17s for the same patient ID Re-attending within 3 months - Children	66	980	6.7%	10.0%	11.5%	11.9%
% of FP17s for the same patient ID Re-attending within 3 months - Adults	601	3,336	18.0%	14.6%	15.9%	16.0%
% of FP17s for the same patient ID Re-attending between 3 & 9 months - Children	631	980	64.4%	59.5%	60.6%	58.3%
% of FP17s for the same patient ID Re-attending between 3 & 9 months - Adults	1,925	3,336	57.7%	50.4%	51.6%	50.3%
% of FP17s for Band 1 Urgent Courses	403	4,326	9.3%	10.1%	9.5%	9.1%
% of FP17s Relating to Free Repair or Replacements	173	4,326	4.0%	0.9%	0.7%	0.8%
% of FP17s Relating to Continuations	49	4,326	1.1%	1.1%	1.0%	1.0%
% of Patients satisfied with the dentistry they have received	7	7	N/A	92.0%	92.0%	91.5%
% of Patients satisfied with the time they had to wait for an appointment	5	7	N/A	85.9%	88.1%	87.9%

* This is based on patients treated on this contract for their most recent course of treatment. Figures in italics indicate the base number of FP17s or Patient Questionnaire responses are less than 100. N/A is shown where the base number of responses is less than 10 during the period. % is calculated as Quantity/Base number*100

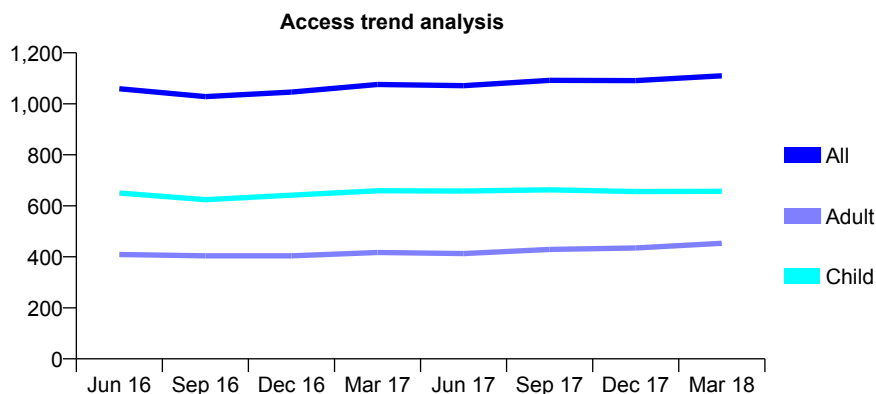
Q66 - Vital Signs At a Glance Contract Report for 335002/0002 - Year end March 2018

Name or company name	MR AZ GITLIN
Contract type name	GDS Contract
Purpose of contract	General
Contract start date	01/04/2006
Contract end date	

17/18 Contracted general activity (UDA)	2,279
Carry forward general activity (UDA)	-42
17/18 Contracted orthodontic activity (UOA)	0
Carry forward orthodontic activity (UOA)	0
Baseline contract value	£53,059.20

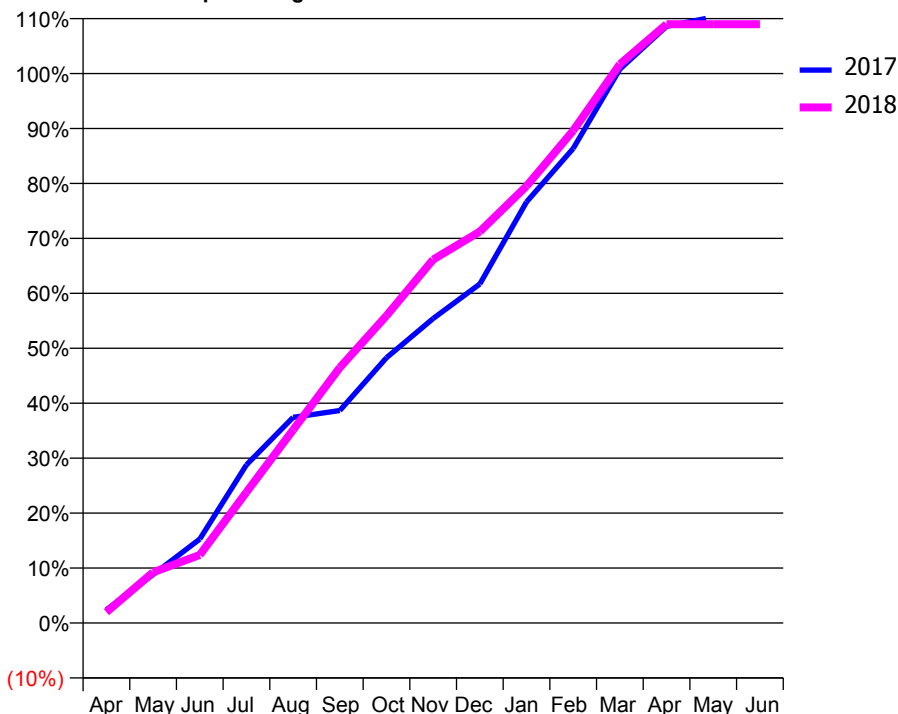
ACCESS*

Patients seen in 24 months	Total	Change since previous quarter
Quarter ending March 2017	1,076	
Quarter ending June 2017	1,071	→
Quarter ending September 2017	1,092	→
Quarter ending December 2017	1,091	→
Quarter ending March 2018	1,110	→
Variance since March 2017	3.2%	↑



ACTIVITY

Cumulative percentage of contracted UDA delivered 2017 & 2018



Month	Adjusted Scheduled Activity (UDA)	
	2017	2018
April	50	45
May	183	210
June	317	282
July	599	543
August	778	801
September	804	1,060
October	1,004	1,274
November	1,152	1,507
December	1,283	1,623
January	1,593	1,812
February	1,795	2,042
March	2,095	2,317
April	2,258	2,483
May	2,293	2,483
June	2,294	2,483

QUALITY

	Quantity	Base Number	Contract	AT	Region	England
% of FP17s for the same patient ID Re-attending within 3 months - Children	28	843	3.3%	10.0%	11.5%	11.9%
% of FP17s for the same patient ID Re-attending within 3 months - Adults	40	461	8.7%	14.6%	15.9%	16.0%
% of FP17s for the same patient ID Re-attending between 3 & 9 months - Children	452	843	53.6%	59.5%	60.6%	58.3%
% of FP17s for the same patient ID Re-attending between 3 & 9 months - Adults	197	461	42.7%	50.4%	51.6%	50.3%
% of FP17s for Band 1 Urgent Courses	22	1,281	1.7%	10.1%	9.5%	9.1%
% of FP17s Relating to Free Repair or Replacements	9	1,281	0.7%	0.9%	0.7%	0.8%
% of FP17s Relating to Continuations	2	1,281	0.2%	1.1%	1.0%	1.0%
% of Patients satisfied with the dentistry they have received	1	1	N/A	92.0%	92.0%	91.5%
% of Patients satisfied with the time they had to wait for an appointment	1	1	N/A	85.9%	88.1%	87.9%

* This is based on patients treated on this contract for their most recent course of treatment. Figures in italics indicate the base number of FP17s or Patient Questionnaire responses are less than 100. N/A is shown where the base number of responses is less than 10 during the period. % is calculated as Quantity/Base number*100

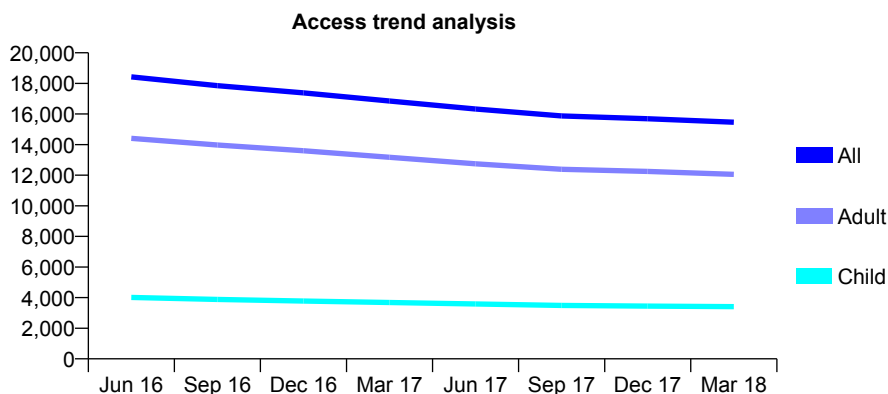
Q66 - Vital Signs At a Glance Contract Report for 335738/0001 - Year end March 2018

Name or company name	MISS SJ YOUNG
Contract type name	GDS Contract
Purpose of contract	General
Contract start date	01/04/2006
Contract end date	

17/18 Contracted general activity (UDA)	56,211
Carry forward general activity (UDA)	0
17/18 Contracted orthodontic activity (UOA)	0
Carry forward orthodontic activity (UOA)	0
Baseline contract value	£1,320,956.15

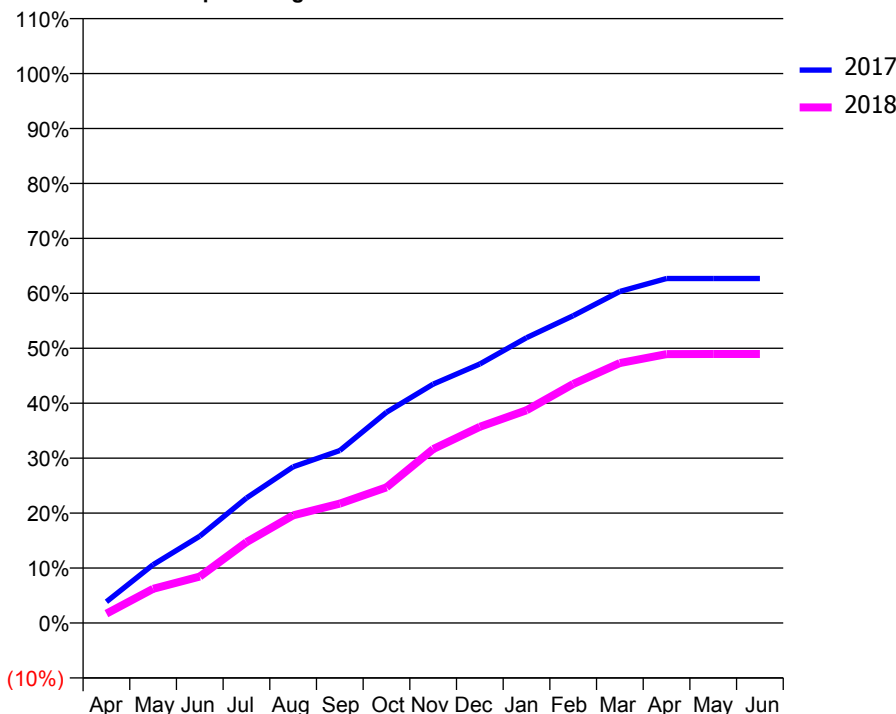
ACCESS*

Patients seen in 24 months	Total	Change since previous quarter
Quarter ending March 2017	16,852	
Quarter ending June 2017	16,330	↓
Quarter ending September 2017	15,875	↓
Quarter ending December 2017	15,692	↓
Quarter ending March 2018	15,465	↓
Variance since March 2017	(8.2%)	↓



ACTIVITY

Cumulative percentage of contracted UDA delivered 2017 & 2018



Month	Adjusted Scheduled Activity (UDA)	
	2017	2018
April	2,409	959
May	6,593	3,498
June	9,816	4,756
July	14,133	8,279
August	17,650	11,014
September	19,494	12,221
October	23,818	13,876
November	26,992	17,797
December	29,262	20,066
January	32,233	21,757
February	34,717	24,451
March	37,469	26,588
April	38,926	27,505
May	38,926	27,515
June	38,926	27,515

QUALITY

	Quantity	Base Number	Contract	AT	Region	England
% of FP17s for the same patient ID Re-attending within 3 months - Children	230	3,857	6.0%	10.0%	11.5%	11.9%
% of FP17s for the same patient ID Re-attending within 3 months - Adults	2,280	13,472	16.9%	14.6%	15.9%	16.0%
% of FP17s for the same patient ID Re-attending between 3 & 9 months - Children	1,414	3,857	36.7%	59.5%	60.6%	58.3%
% of FP17s for the same patient ID Re-attending between 3 & 9 months - Adults	4,191	13,472	31.1%	50.4%	51.6%	50.3%
% of FP17s for Band 1 Urgent Courses	2,187	14,479	15.1%	10.1%	9.5%	9.1%
% of FP17s Relating to Free Repair or Replacements	133	14,479	0.9%	0.9%	0.7%	0.8%
% of FP17s Relating to Continuations	274	14,479	1.9%	1.1%	1.0%	1.0%
% of Patients satisfied with the dentistry they have received	17	17	100.0%	92.0%	92.0%	91.5%
% of Patients satisfied with the time they had to wait for an appointment	12	17	70.6%	85.9%	88.1%	87.9%

* This is based on patients treated on this contract for their most recent course of treatment. Figures in italics indicate the base number of FP17s or Patient Questionnaire responses are less than 100. N/A is shown where the base number of responses is less than 10 during the period. % is calculated as Quantity/Base number*100

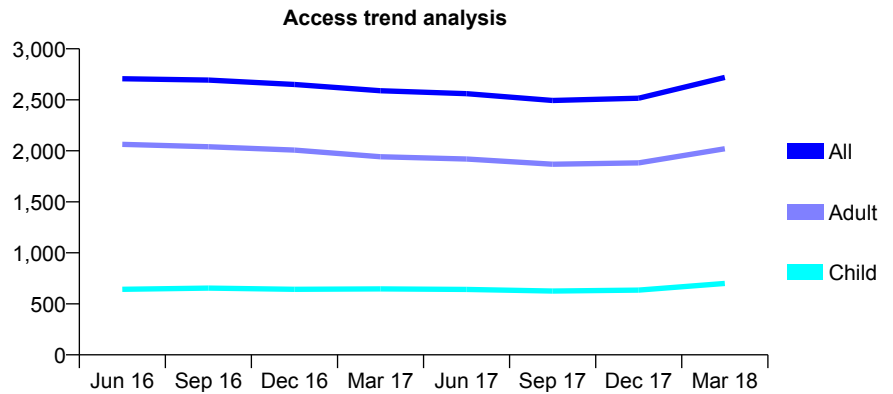
Q66 - Vital Signs At a Glance Contract Report for 337641/0001 - Year end March 2018

Name or company name	MR MI STEWART
Contract type name	GDS Contract
Purpose of contract	General
Contract start date	01/04/2006
Contract end date	

17/18 Contracted general activity (UDA)	5,600
Carry forward general activity (UDA)	950
17/18 Contracted orthodontic activity (UOA)	0
Carry forward orthodontic activity (UOA)	0
Baseline contract value	£142,329.34

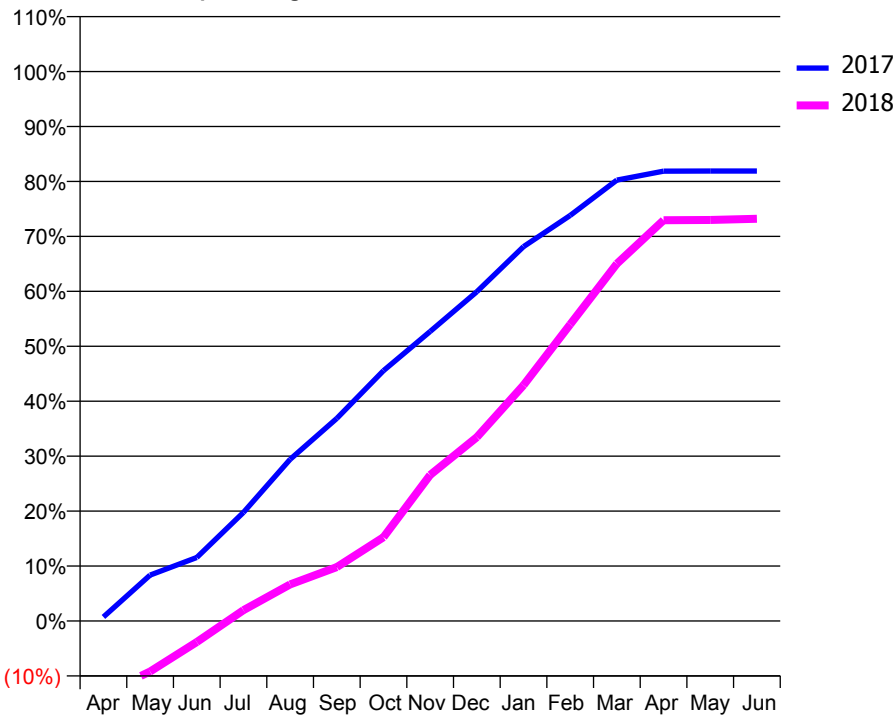
ACCESS*

Patients seen in 24 months	Total	Change since previous quarter
Quarter ending March 2017	2,589	
Quarter ending June 2017	2,560	↓
Quarter ending September 2017	2,494	↓
Quarter ending December 2017	2,516	→
Quarter ending March 2018	2,720	↑
Variance since March 2017	5.1%	↑



ACTIVITY

Cumulative percentage of contracted UDA delivered 2017 & 2018



Month	Adjusted Scheduled Activity (UDA)	
	2017	2018
April	41	-744
May	468	-515
June	648	-216
July	1,107	111
August	1,647	373
September	2,065	550
October	2,552	854
November	2,951	1,489
December	3,356	1,874
January	3,816	2,404
February	4,133	3,023
March	4,494	3,642
April	4,585	4,084
May	4,586	4,087
June	4,586	4,099

QUALITY

	Quantity	Base Number	Contract	AT	Region	England
% of FP17s for the same patient ID Re-attending within 3 months - Children	57	890	6.4%	10.0%	11.5%	11.9%
% of FP17s for the same patient ID Re-attending within 3 months - Adults	411	2,768	14.8%	14.6%	15.9%	16.0%
% of FP17s for the same patient ID Re-attending between 3 & 9 months - Children	374	890	42.0%	59.5%	60.6%	58.3%
% of FP17s for the same patient ID Re-attending between 3 & 9 months - Adults	1,137	2,768	41.1%	50.4%	51.6%	50.3%
% of FP17s for Band 1 Urgent Courses	261	2,766	9.4%	10.1%	9.5%	9.1%
% of FP17s Relating to Free Repair or Replacements	39	2,766	1.4%	0.9%	0.7%	0.8%
% of FP17s Relating to Continuations	48	2,766	1.7%	1.1%	1.0%	1.0%
% of Patients satisfied with the dentistry they have received	2	3	N/A	92.0%	92.0%	91.5%
% of Patients satisfied with the time they had to wait for an appointment	3	3	N/A	85.9%	88.1%	87.9%

* This is based on patients treated on this contract for their most recent course of treatment. Figures in italics indicate the base number of FP17s or Patient Questionnaire responses are less than 100. N/A is shown where the base number of responses is less than 10 during the period. % is calculated as Quantity/Base number*100

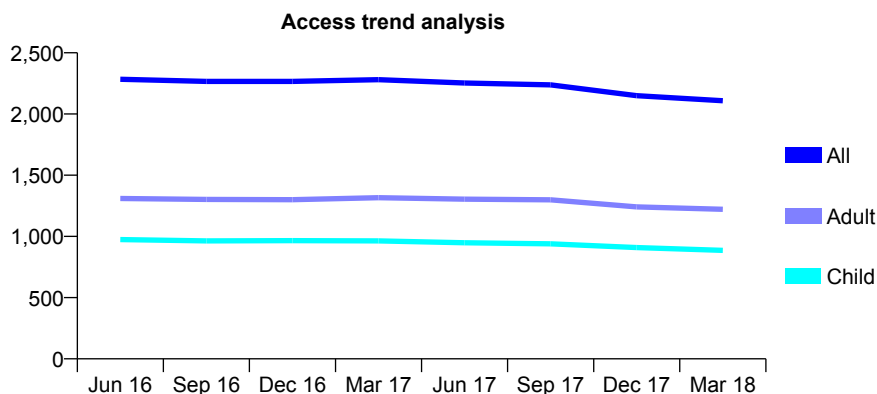
Q66 - Vital Signs At a Glance Contract Report for 340332/0001 - Year end March 2018

Name or company name	MR CJ PRESTON
Contract type name	GDS Contract
Purpose of contract	General
Contract start date	01/05/2006
Contract end date	

17/18 Contracted general activity (UDA)	2,963
Carry forward general activity (UDA)	0
17/18 Contracted orthodontic activity (UOA)	0
Carry forward orthodontic activity (UOA)	0
Baseline contract value	£84,553.35

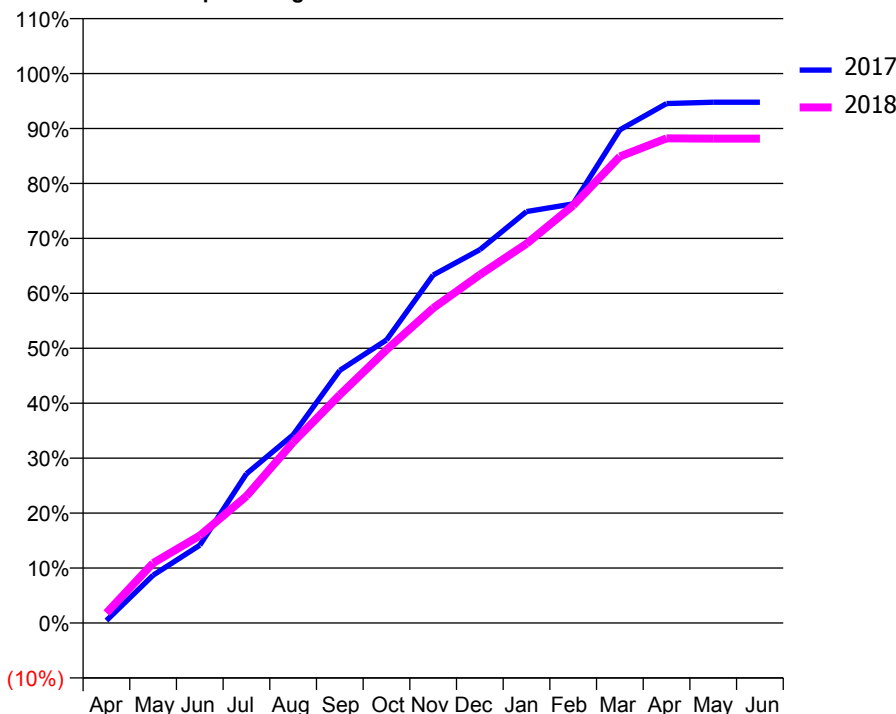
ACCESS*

Patients seen in 24 months	Total	Change since previous quarter
Quarter ending March 2017	2,280	
Quarter ending June 2017	2,253	↓
Quarter ending September 2017	2,238	→
Quarter ending December 2017	2,150	↓
Quarter ending March 2018	2,108	↓
Variance since March 2017	(7.5%)	↓



ACTIVITY

Cumulative percentage of contracted UDA delivered 2017 & 2018



Month	Adjusted Scheduled Activity (UDA)	
	2017	2018
April	13	55
May	258	323
June	420	471
July	805	684
August	1,015	975
September	1,362	1,231
October	1,526	1,473
November	1,876	1,698
December	2,013	1,878
January	2,218	2,045
February	2,260	2,251
March	2,659	2,516
April	2,801	2,613
May	2,808	2,612
June	2,808	2,612

QUALITY

	Quantity	Base Number	Contract	AT	Region	England
% of FP17s for the same patient ID Re-attending within 3 months - Children	77	1,421	5.4%	10.0%	11.5%	11.9%
% of FP17s for the same patient ID Re-attending within 3 months - Adults	238	1,737	13.7%	14.6%	15.9%	16.0%
% of FP17s for the same patient ID Re-attending between 3 & 9 months - Children	968	1,421	68.1%	59.5%	60.6%	58.3%
% of FP17s for the same patient ID Re-attending between 3 & 9 months - Adults	1,027	1,737	59.1%	50.4%	51.6%	50.3%
% of FP17s for Band 1 Urgent Courses	97	1,667	5.8%	10.1%	9.5%	9.1%
% of FP17s Relating to Free Repair or Replacements	6	1,667	0.4%	0.9%	0.7%	0.8%
% of FP17s Relating to Continuations	1	1,667	0.1%	1.1%	1.0%	1.0%
% of Patients satisfied with the dentistry they have received	1	1	N/A	92.0%	92.0%	91.5%
% of Patients satisfied with the time they had to wait for an appointment	1	1	N/A	85.9%	88.1%	87.9%

* This is based on patients treated on this contract for their most recent course of treatment. Figures in italics indicate the base number of FP17s or Patient Questionnaire responses are less than 100. N/A is shown where the base number of responses is less than 10 during the period. % is calculated as Quantity/Base number*100

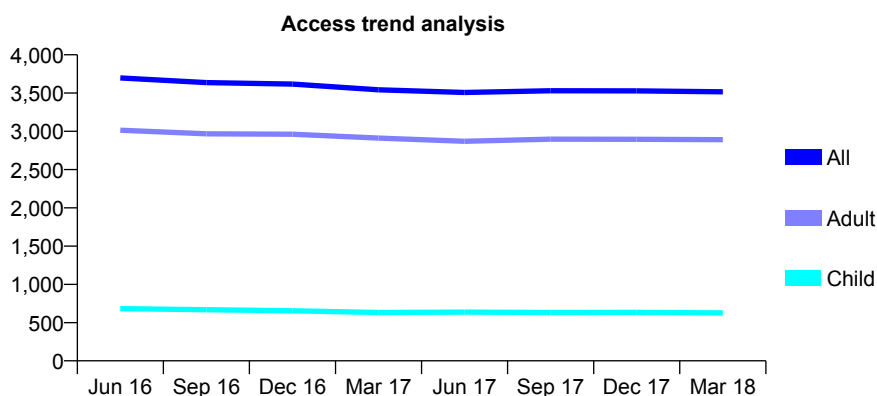
Q66 - Vital Signs At a Glance Contract Report for 354546/0001 - Year end March 2018

Name or company name	MR MA ZARASVAND
Contract type name	GDS Contract
Purpose of contract	General
Contract start date	01/04/2006
Contract end date	

17/18 Contracted general activity (UDA)	9,537
Carry forward general activity (UDA)	-65
17/18 Contracted orthodontic activity (UOA)	0
Carry forward orthodontic activity (UOA)	0
Baseline contract value	£217,062.48

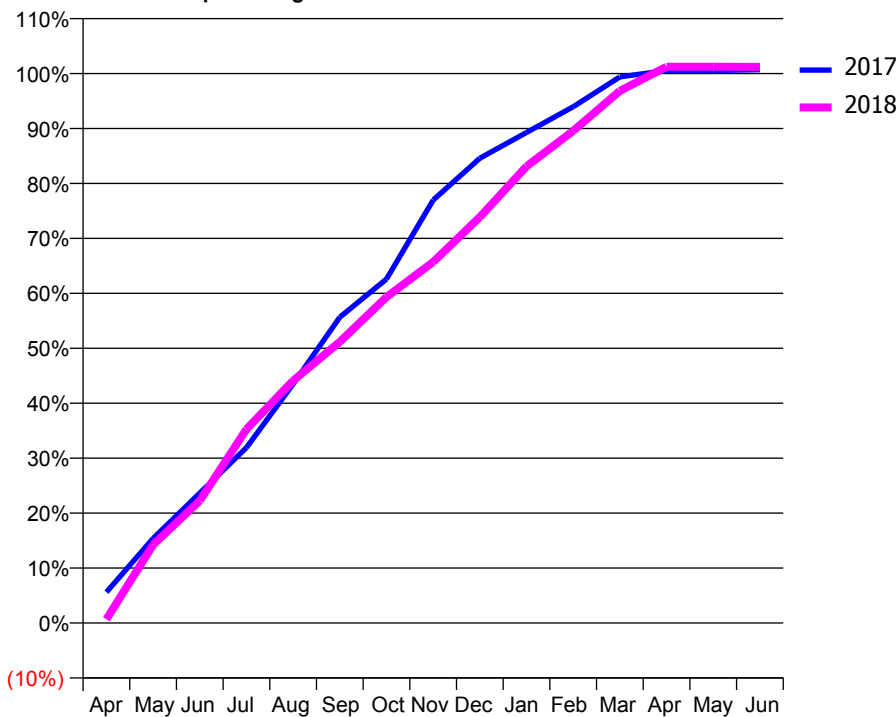
ACCESS*

Patients seen in 24 months	Total	Change since previous quarter
Quarter ending March 2017	3,543	
Quarter ending June 2017	3,507	↓
Quarter ending September 2017	3,530	→
Quarter ending December 2017	3,529	→
Quarter ending March 2018	3,516	→
Variance since March 2017	(0.8%)	→



ACTIVITY

Cumulative percentage of contracted UDA delivered 2017 & 2018



Month	Adjusted Scheduled Activity (UDA)	
	2017	2018
April	535	65
May	1,469	1,358
June	2,255	2,123
July	3,045	3,364
August	4,149	4,207
September	5,308	4,880
October	5,969	5,658
November	7,340	6,265
December	8,067	7,046
January	8,514	7,925
February	8,959	8,541
March	9,479	9,235
April	9,589	9,653
May	9,590	9,653
June	9,602	9,652

QUALITY

	Quantity	Base Number	Contract	AT	Region	England
% of FP17s for the same patient ID Re-attending within 3 months - Children	11	981	1.1%	10.0%	11.5%	11.9%
% of FP17s for the same patient ID Re-attending within 3 months - Adults	211	4,215	5.0%	14.6%	15.9%	16.0%
% of FP17s for the same patient ID Re-attending between 3 & 9 months - Children	622	981	63.4%	59.5%	60.6%	58.3%
% of FP17s for the same patient ID Re-attending between 3 & 9 months - Adults	2,920	4,215	69.3%	50.4%	51.6%	50.3%
% of FP17s for Band 1 Urgent Courses	186	5,316	3.5%	10.1%	9.5%	9.1%
% of FP17s Relating to Free Repair or Replacements	3	5,316	0.1%	0.9%	0.7%	0.8%
% of FP17s Relating to Continuations	0	5,316	0.0%	1.1%	1.0%	1.0%
% of Patients satisfied with the dentistry they have received	14	14	100.0%	92.0%	92.0%	91.5%
% of Patients satisfied with the time they had to wait for an appointment	14	14	100.0%	85.9%	88.1%	87.9%

* This is based on patients treated on this contract for their most recent course of treatment. Figures in italics indicate the base number of FP17s or Patient Questionnaire responses are less than 100. N/A is shown where the base number of responses is less than 10 during the period. % is calculated as Quantity/Base number*100

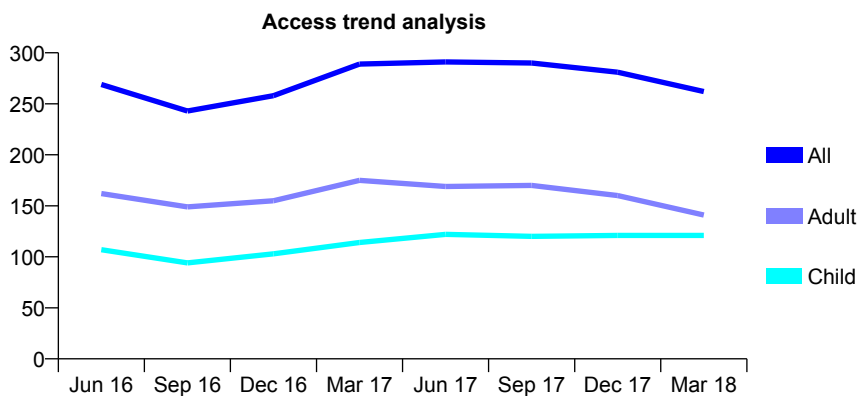
Q66 - Vital Signs At a Glance Contract Report for 367001/0002 - Year end March 2018

Name or company name	Dr Nina Khaira
Contract type name	GDS Contract
Purpose of contract	General
Contract start date	02/06/2008
Contract end date	

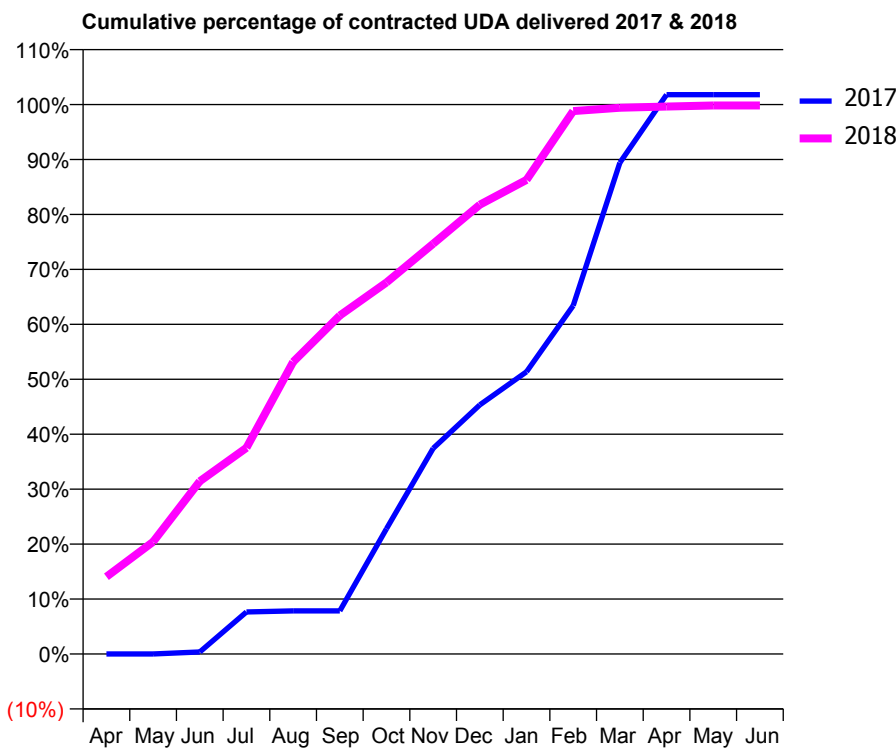
17/18 Contracted general activity (UDA)	535
Carry forward general activity (UDA)	-10
17/18 Contracted orthodontic activity (UOA)	0
Carry forward orthodontic activity (UOA)	0
Baseline contract value	£13,853.34

ACCESS*

Patients seen in 24 months	Total	Change since previous quarter
Quarter ending March 2017	289	
Quarter ending June 2017	291	→
Quarter ending September 2017	290	→
Quarter ending December 2017	281	↓
Quarter ending March 2018	262	↓
Variance since March 2017	(9.3%)	↓



ACTIVITY



Month	Adjusted Scheduled Activity (UDA)	
	2017	2018
April	0	75
May	0	109
June	2	168
July	41	201
August	42	284
September	42	330
October	122	362
November	200	399
December	243	437
January	275	462
February	339	529
March	478	532
April	545	533
May	545	534
June	545	534

QUALITY

	Quantity	Base Number	Contract	AT	Region	England
% of FP17s for the same patient ID Re-attending within 3 months - Children	9	132	6.8%	10.0%	11.5%	11.9%
% of FP17s for the same patient ID Re-attending within 3 months - Adults	37	149	24.8%	14.6%	15.9%	16.0%
% of FP17s for the same patient ID Re-attending between 3 & 9 months - Children	54	132	40.9%	59.5%	60.6%	58.3%
% of FP17s for the same patient ID Re-attending between 3 & 9 months - Adults	50	149	33.6%	50.4%	51.6%	50.3%
% of FP17s for Band 1 Urgent Courses	15	252	6.0%	10.1%	9.5%	9.1%
% of FP17s Relating to Free Repair or Replacements	7	252	2.8%	0.9%	0.7%	0.8%
% of FP17s Relating to Continuations	4	252	1.6%	1.1%	1.0%	1.0%
% of Patients satisfied with the dentistry they have received	2	3	N/A	92.0%	92.0%	91.5%
% of Patients satisfied with the time they had to wait for an appointment	3	3	N/A	85.9%	88.1%	87.9%

* This is based on patients treated on this contract for their most recent course of treatment. Figures in italics indicate the base number of FP17s or Patient Questionnaire responses are less than 100. N/A is shown where the base number of responses is less than 10 during the period. % is calculated as Quantity/Base number*100

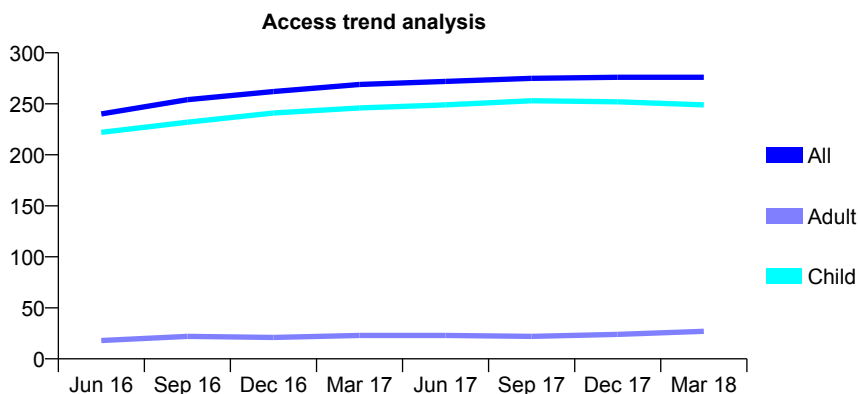
Q66 - Vital Signs At a Glance Contract Report for 560367/0001 - Year end March 2018

Name or company name	Park Crescent Dental Practice
Contract type name	GDS Contract
Purpose of contract	General
Contract start date	01/04/2006
Contract end date	

17/18 Contracted general activity (UDA)	544
Carry forward general activity (UDA)	-11
17/18 Contracted orthodontic activity (UOA)	0
Carry forward orthodontic activity (UOA)	0
Baseline contract value	£10,484.20

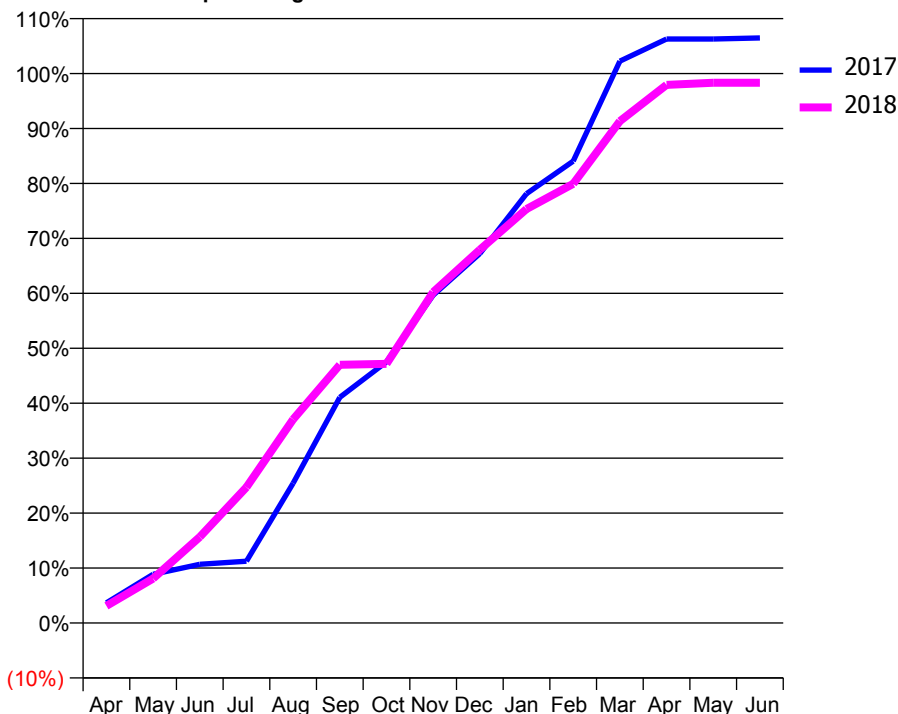
ACCESS*

Patients seen in 24 months	Total	Change since previous quarter
Quarter ending March 2017	269	
Quarter ending June 2017	272	→
Quarter ending September 2017	275	→
Quarter ending December 2017	276	→
Quarter ending March 2018	276	→
Variance since March 2017	2.6%	↑



ACTIVITY

Cumulative percentage of contracted UDA delivered 2017 & 2018



Month	Adjusted Scheduled Activity (UDA)	
	2017	2018
April	20	17
May	48	44
June	58	85
July	61	134
August	138	202
September	223	256
October	259	257
November	325	328
December	366	370
January	425	410
February	457	435
March	556	497
April	578	533
May	578	535
June	579	535

QUALITY

	Quantity	Base Number	Contract	AT	Region	England
% of FP17s for the same patient ID Re-attending within 3 months - Children	34	401	8.5%	10.0%	11.5%	11.9%
% of FP17s for the same patient ID Re-attending within 3 months - Adults	0	0	N/A	14.6%	15.9%	16.0%
% of FP17s for the same patient ID Re-attending between 3 & 9 months - Children	258	401	64.3%	59.5%	60.6%	58.3%
% of FP17s for the same patient ID Re-attending between 3 & 9 months - Adults	0	0	N/A	50.4%	51.6%	50.3%
% of FP17s for Band 1 Urgent Courses	4	413	1.0%	10.1%	9.5%	9.1%
% of FP17s Relating to Free Repair or Replacements	0	413	0.0%	0.9%	0.7%	0.8%
% of FP17s Relating to Continuations	0	413	0.0%	1.1%	1.0%	1.0%
% of Patients satisfied with the dentistry they have received	0	0	N/A	92.0%	92.0%	91.5%
% of Patients satisfied with the time they had to wait for an appointment	0	0	N/A	85.9%	88.1%	87.9%

* This is based on patients treated on this contract for their most recent course of treatment. Figures in italics indicate the base number of FP17s or Patient Questionnaire responses are less than 100. N/A is shown where the base number of responses is less than 10 during the period. % is calculated as Quantity/Base number*100

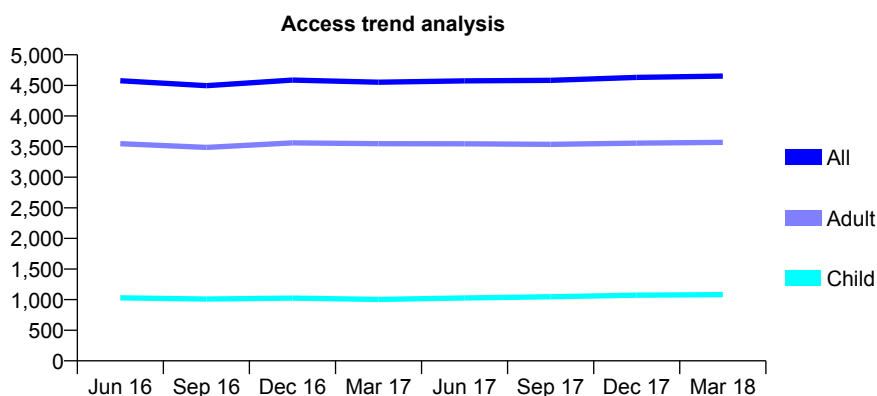
Q66 - Vital Signs At a Glance Contract Report for 565148/0001 - Year end March 2018

Name or company name	MR PM PROSSER
Contract type name	GDS Contract
Purpose of contract	General
Contract start date	01/04/2006
Contract end date	

17/18 Contracted general activity (UDA)	16,362
Carry forward general activity (UDA)	-156
17/18 Contracted orthodontic activity (UOA)	0
Carry forward orthodontic activity (UOA)	0
Baseline contract value	£425,544.71

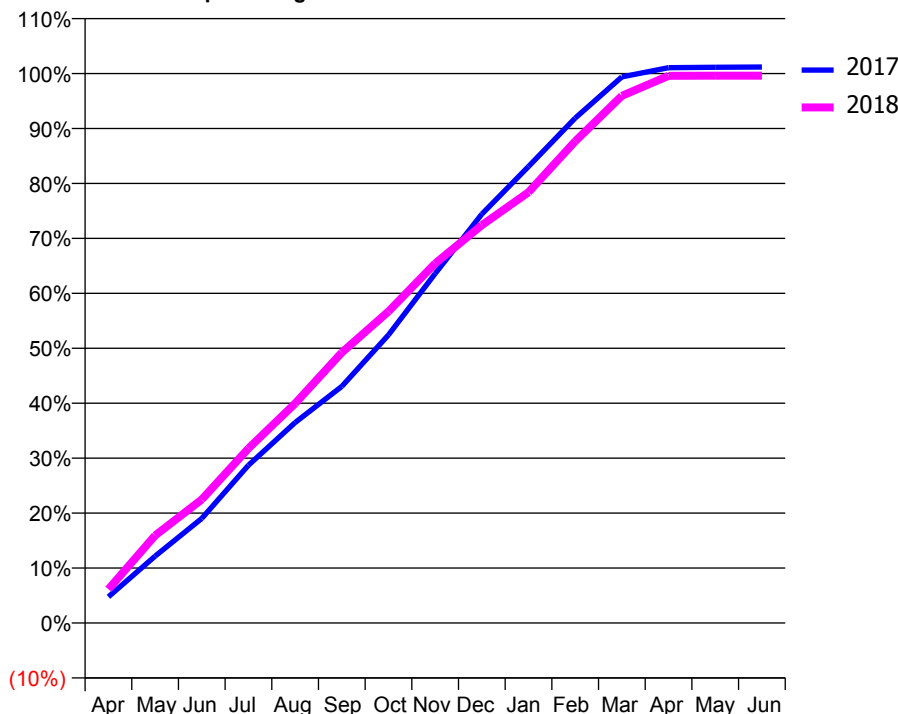
ACCESS*

Patients seen in 24 months	Total	Change since previous quarter
Quarter ending March 2017	4,553	
Quarter ending June 2017	4,573	→
Quarter ending September 2017	4,583	→
Quarter ending December 2017	4,631	→
Quarter ending March 2018	4,652	→
Variance since March 2017	2.2%	↑



ACTIVITY

Cumulative percentage of contracted UDA delivered 2017 & 2018



Month	Adjusted Scheduled Activity (UDA)	
	2017	2018
April	636	1,008
May	1,626	2,607
June	2,545	3,679
July	3,839	5,201
August	4,874	6,536
September	5,755	8,056
October	7,005	9,279
November	8,498	10,707
December	9,943	11,845
January	11,101	12,825
February	12,278	14,344
March	13,280	15,696
April	13,505	16,295
May	13,514	16,297
June	13,518	16,298

QUALITY

	Quantity	Base Number	Contract	AT	Region	England
% of FP17s for the same patient ID Re-attending within 3 months - Children	185	1,851	10.0%	10.0%	11.5%	11.9%
% of FP17s for the same patient ID Re-attending within 3 months - Adults	1,138	6,020	18.9%	14.6%	15.9%	16.0%
% of FP17s for the same patient ID Re-attending between 3 & 9 months - Children	1,189	1,851	64.2%	59.5%	60.6%	58.3%
% of FP17s for the same patient ID Re-attending between 3 & 9 months - Adults	3,520	6,020	58.5%	50.4%	51.6%	50.3%
% of FP17s for Band 1 Urgent Courses	578	8,011	7.2%	10.1%	9.5%	9.1%
% of FP17s Relating to Free Repair or Replacements	152	8,011	1.9%	0.9%	0.7%	0.8%
% of FP17s Relating to Continuations	349	8,011	4.4%	1.1%	1.0%	1.0%
% of Patients satisfied with the dentistry they have received	5	5	N/A	92.0%	92.0%	91.5%
% of Patients satisfied with the time they had to wait for an appointment	5	5	N/A	85.9%	88.1%	87.9%

* This is based on patients treated on this contract for their most recent course of treatment. Figures in italics indicate the base number of FP17s or Patient Questionnaire responses are less than 100. N/A is shown where the base number of responses is less than 10 during the period. % is calculated as Quantity/Base number*100

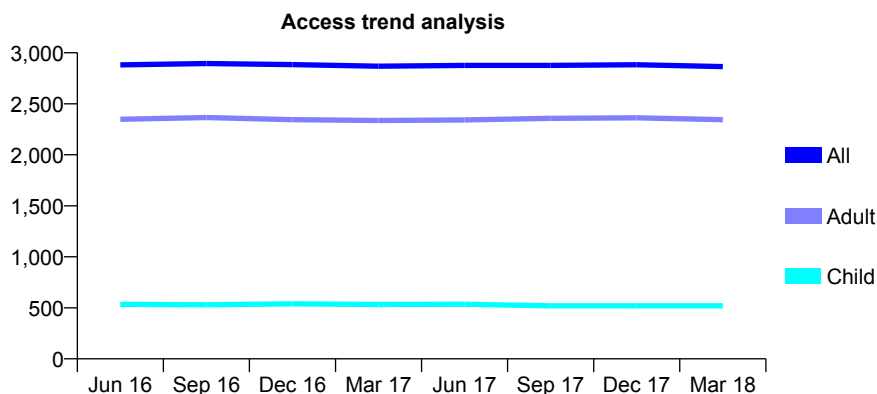
Q66 - Vital Signs At a Glance Contract Report for 566837/0001 - Year end March 2018

Name or company name	MR K MCGAREY
Contract type name	GDS Contract
Purpose of contract	General
Contract start date	01/04/2006
Contract end date	

17/18 Contracted general activity (UDA)	10,175
Carry forward general activity (UDA)	-81
17/18 Contracted orthodontic activity (UOA)	0
Carry forward orthodontic activity (UOA)	0
Baseline contract value	£240,894.43

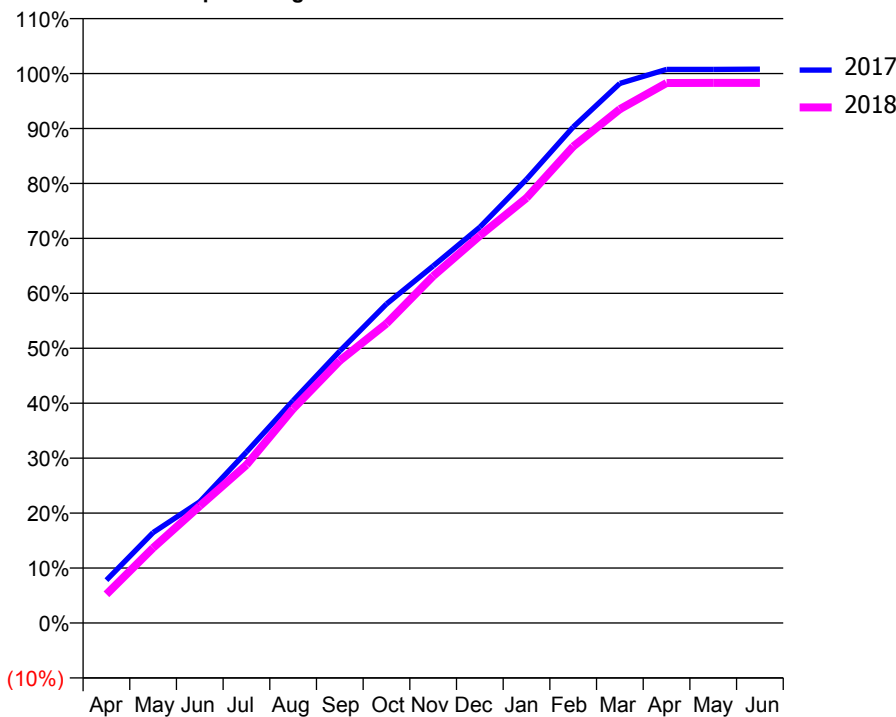
ACCESS*

Patients seen in 24 months	Total	Change since previous quarter
Quarter ending March 2017	2,869	
Quarter ending June 2017	2,877	→
Quarter ending September 2017	2,876	→
Quarter ending December 2017	2,883	→
Quarter ending March 2018	2,865	→
Variance since March 2017	(0.1%)	→



ACTIVITY

Cumulative percentage of contracted UDA delivered 2017 & 2018



Month	2017	2018
April	794	531
May	1,676	1,392
June	2,246	2,167
July	3,166	2,927
August	4,117	3,967
September	5,036	4,858
October	5,908	5,544
November	6,611	6,423
December	7,329	7,172
January	8,216	7,871
February	9,183	8,822
March	9,992	9,514
April	10,250	9,999
May	10,250	10,002
June	10,256	10,002

QUALITY

	Quantity	Base Number	Contract	AT	Region	England
% of FP17s for the same patient ID Re-attending within 3 months - Children	75	797	9.4%	10.0%	11.5%	11.9%
% of FP17s for the same patient ID Re-attending within 3 months - Adults	566	3,535	16.0%	14.6%	15.9%	16.0%
% of FP17s for the same patient ID Re-attending between 3 & 9 months - Children	500	797	62.7%	59.5%	60.6%	58.3%
% of FP17s for the same patient ID Re-attending between 3 & 9 months - Adults	2,053	3,535	58.1%	50.4%	51.6%	50.3%
% of FP17s for Band 1 Urgent Courses	329	4,392	7.5%	10.1%	9.5%	9.1%
% of FP17s Relating to Free Repair or Replacements	80	4,392	1.8%	0.9%	0.7%	0.8%
% of FP17s Relating to Continuations	88	4,392	2.0%	1.1%	1.0%	1.0%
% of Patients satisfied with the dentistry they have received	8	9	N/A	92.0%	92.0%	91.5%
% of Patients satisfied with the time they had to wait for an appointment	8	9	N/A	85.9%	88.1%	87.9%

* This is based on patients treated on this contract for their most recent course of treatment. Figures in italics indicate the base number of FP17s or Patient Questionnaire responses are less than 100. N/A is shown where the base number of responses is less than 10 during the period. % is calculated as Quantity/Base number*100

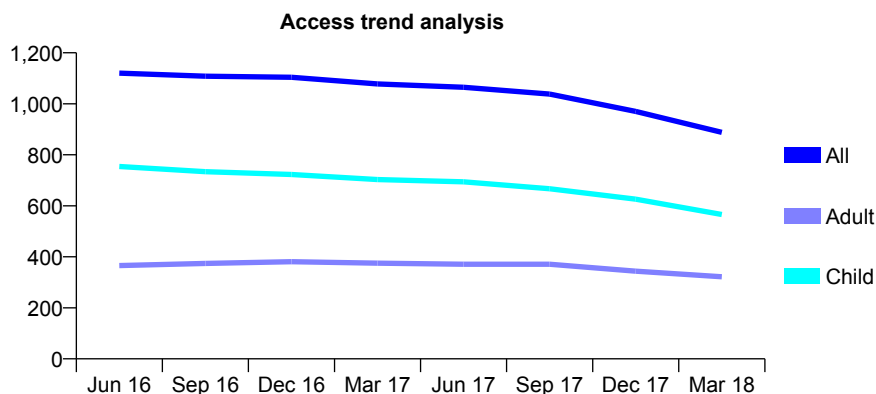
Q66 - Vital Signs At a Glance Contract Report for 575615/0001 - Year end March 2018

Name or company name	Mr S F Hamilton
Contract type name	GDS Contract
Purpose of contract	General
Contract start date	01/04/2006
Contract end date	31/12/2017

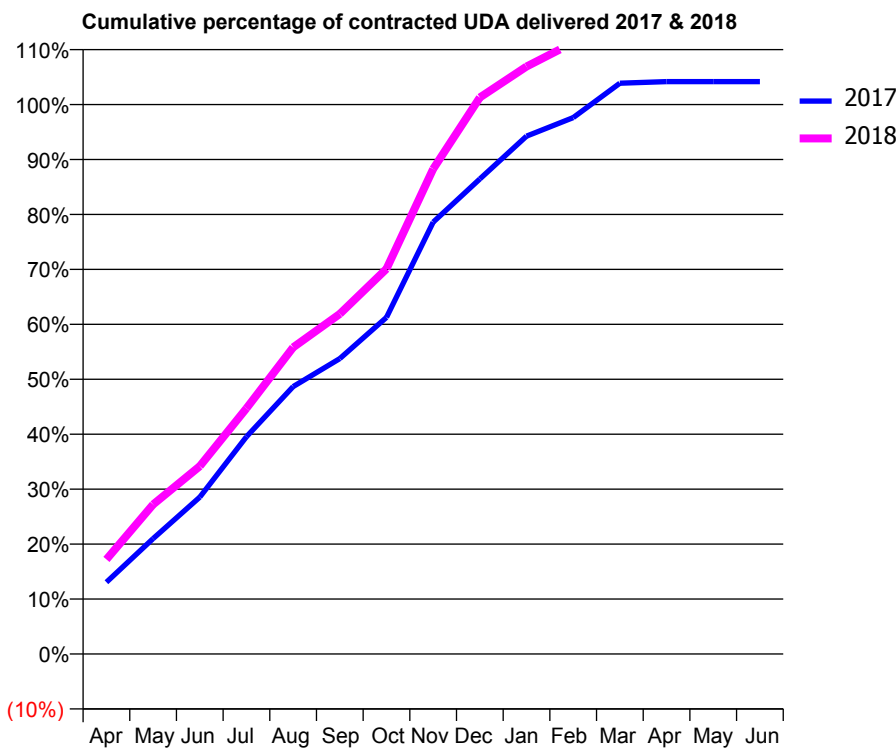
17/18 Contracted general activity (UDA)	1,838
Carry forward general activity (UDA)	-49
17/18 Contracted orthodontic activity (UOA)	0
Carry forward orthodontic activity (UOA)	0
Baseline contract value	£40,931.43

ACCESS*

Patients seen in 24 months	Total	Change since previous quarter
Quarter ending March 2017	1,078	
Quarter ending June 2017	1,065	↓
Quarter ending September 2017	1,038	↓
Quarter ending December 2017	970	↓
Quarter ending March 2018	888	↓
Variance since March 2017	(17.6%)	↓



ACTIVITY



Month	Adjusted Scheduled Activity (UDA)	
	2017	2018
April	320	316
May	514	500
June	699	628
July	969	822
August	1,193	1,026
September	1,317	1,138
October	1,501	1,288
November	1,925	1,622
December	2,118	1,862
January	2,309	1,965
February	2,392	2,045
March	2,545	2,051
April	2,552	2,051
May	2,552	2,051
June	2,552	2,051

QUALITY

	Quantity	Base Number	Contract	AT	Region	England
% of FP17s for the same patient ID Re-attending within 3 months - Children	108	1,052	10.3%	10.0%	11.5%	11.9%
% of FP17s for the same patient ID Re-attending within 3 months - Adults	41	377	10.9%	14.6%	15.9%	16.0%
% of FP17s for the same patient ID Re-attending between 3 & 9 months - Children	777	1,052	73.9%	59.5%	60.6%	58.3%
% of FP17s for the same patient ID Re-attending between 3 & 9 months - Adults	257	377	68.2%	50.4%	51.6%	50.3%
% of FP17s for Band 1 Urgent Courses	42	1,425	2.9%	10.1%	9.5%	9.1%
% of FP17s Relating to Free Repair or Replacements	0	1,425	0.0%	0.9%	0.7%	0.8%
% of FP17s Relating to Continuations	0	1,425	0.0%	1.1%	1.0%	1.0%
% of Patients satisfied with the dentistry they have received	0	0	N/A	92.0%	92.0%	91.5%
% of Patients satisfied with the time they had to wait for an appointment	0	0	N/A	85.9%	88.1%	87.9%

* This is based on patients treated on this contract for their most recent course of treatment. Figures in italics indicate the base number of FP17s or Patient Questionnaire responses are less than 100. N/A is shown where the base number of responses is less than 10 during the period. % is calculated as Quantity/Base number*100

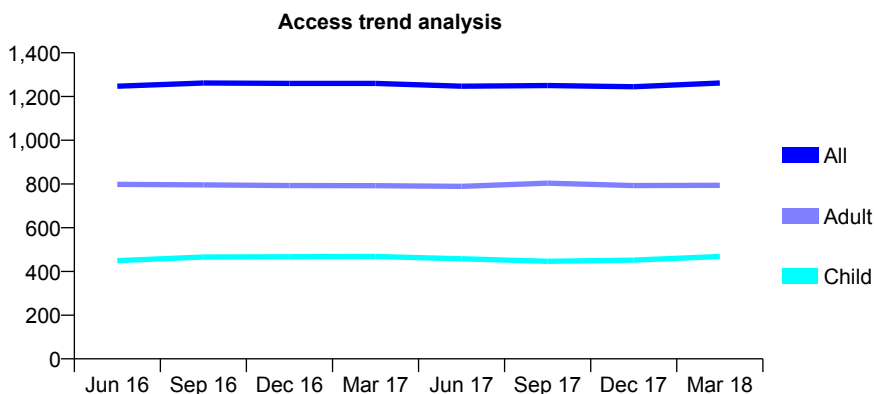
Q66 - Vital Signs At a Glance Contract Report for 632252/0002 - Year end March 2018

Name or company name	MR R MACRAE
Contract type name	GDS Contract
Purpose of contract	General
Contract start date	01/04/2006
Contract end date	

17/18 Contracted general activity (UDA)	1,000
Carry forward general activity (UDA)	-20
17/18 Contracted orthodontic activity (UOA)	0
Carry forward orthodontic activity (UOA)	0
Baseline contract value	£21,649.80

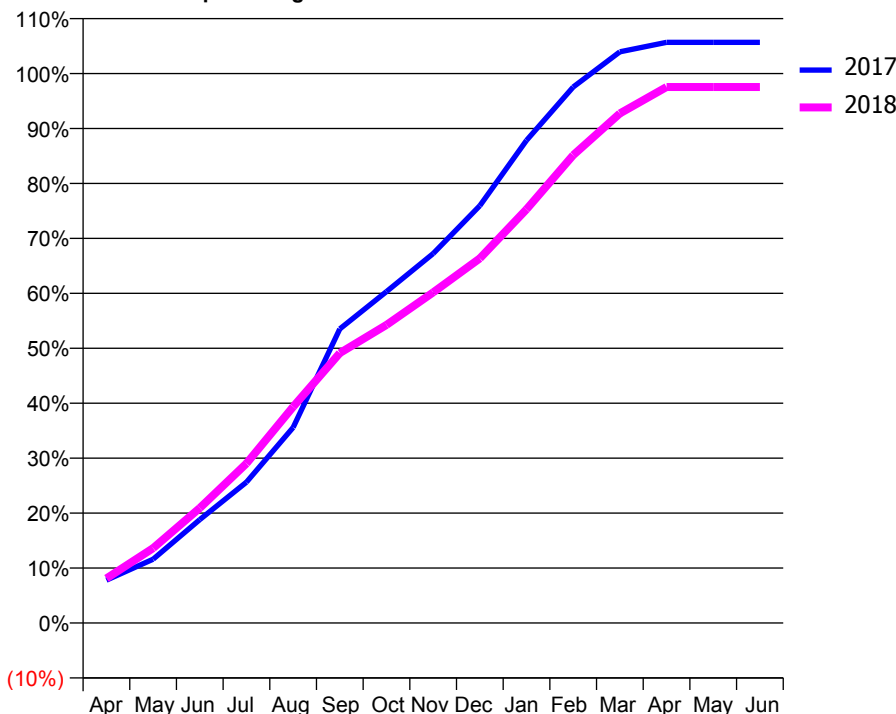
ACCESS*

Patients seen in 24 months	Total	Change since previous quarter
Quarter ending March 2017	1,260	
Quarter ending June 2017	1,247	↓
Quarter ending September 2017	1,250	→
Quarter ending December 2017	1,245	→
Quarter ending March 2018	1,262	→
Variance since March 2017	0.2%	→



ACTIVITY

Cumulative percentage of contracted UDA delivered 2017 & 2018



Month	Adjusted Scheduled Activity (UDA)	
	2017	2018
April	78	81
May	116	136
June	188	209
July	256	290
August	356	393
September	535	491
October	603	543
November	672	602
December	759	664
January	878	753
February	975	851
March	1,039	927
April	1,057	975
May	1,057	975
June	1,057	975

QUALITY

	Quantity	Base Number	Contract	AT	Region	England
% of FP17s for the same patient ID Re-attending within 3 months - Children	37	715	5.2%	10.0%	11.5%	11.9%
% of FP17s for the same patient ID Re-attending within 3 months - Adults	169	1,245	13.6%	14.6%	15.9%	16.0%
% of FP17s for the same patient ID Re-attending between 3 & 9 months - Children	459	715	64.2%	59.5%	60.6%	58.3%
% of FP17s for the same patient ID Re-attending between 3 & 9 months - Adults	844	1,245	67.8%	50.4%	51.6%	50.3%
% of FP17s for Band 1 Urgent Courses	17	641	2.7%	10.1%	9.5%	9.1%
% of FP17s Relating to Free Repair or Replacements	1	641	0.2%	0.9%	0.7%	0.8%
% of FP17s Relating to Continuations	0	641	0.0%	1.1%	1.0%	1.0%
% of Patients satisfied with the dentistry they have received	1	1	N/A	92.0%	92.0%	91.5%
% of Patients satisfied with the time they had to wait for an appointment	0	1	N/A	85.9%	88.1%	87.9%

* This is based on patients treated on this contract for their most recent course of treatment. Figures in italics indicate the base number of FP17s or Patient Questionnaire responses are less than 100. N/A is shown where the base number of responses is less than 10 during the period. % is calculated as Quantity/Base number*100

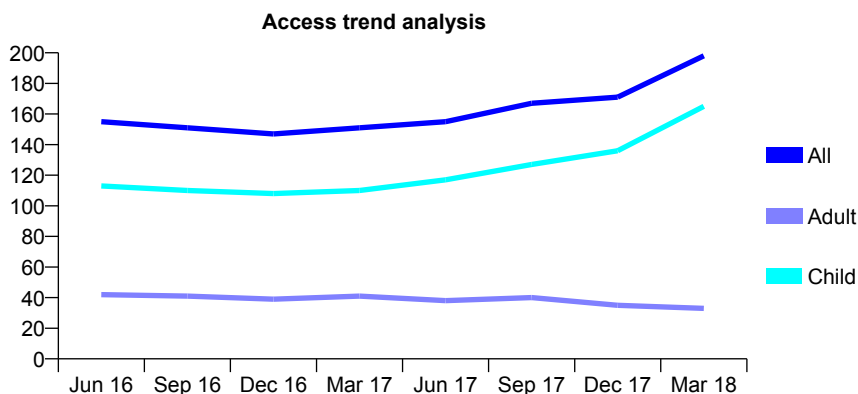
Q66 - Vital Signs At a Glance Contract Report for 636185/0001 - Year end March 2018

Name or company name	Stembridge Elliot - Quay Dental Partnership
Contract type name	GDS Contract
Purpose of contract	General
Contract start date	01/04/2006
Contract end date	

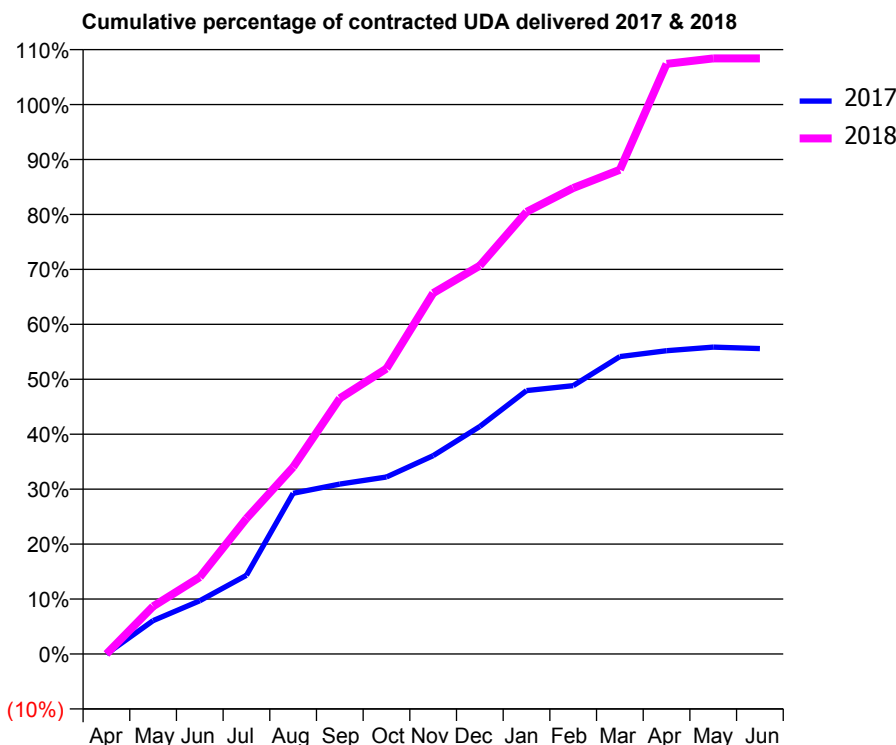
17/18 Contracted general activity (UDA)	300
Carry forward general activity (UDA)	0
17/18 Contracted orthodontic activity (UOA)	0
Carry forward orthodontic activity (UOA)	0
Baseline contract value	£6,877.59

ACCESS*

Patients seen in 24 months	Total	Change since previous quarter
Quarter ending March 2017	151	
Quarter ending June 2017	155	↑
Quarter ending September 2017	167	↑
Quarter ending December 2017	171	↑
Quarter ending March 2018	198	↑
Variance since March 2017	31.1%	↑



ACTIVITY



Month	Adjusted Scheduled Activity (UDA)	
	2017	2018
April	0	0
May	47	26
June	75	42
July	111	74
August	226	102
September	239	140
October	249	156
November	279	197
December	321	212
January	371	241
February	378	254
March	419	264
April	427	322
May	432	325
June	430	325

QUALITY

	Quantity	Base Number	Contract	AT	Region	England
% of FP17s for the same patient ID Re-attending within 3 months - Children	15	201	7.5%	10.0%	11.5%	11.9%
% of FP17s for the same patient ID Re-attending within 3 months - Adults	0	14	0.0%	14.6%	15.9%	16.0%
% of FP17s for the same patient ID Re-attending between 3 & 9 months - Children	90	201	44.8%	59.5%	60.6%	58.3%
% of FP17s for the same patient ID Re-attending between 3 & 9 months - Adults	10	14	71.4%	50.4%	51.6%	50.3%
% of FP17s for Band 1 Urgent Courses	11	266	4.1%	10.1%	9.5%	9.1%
% of FP17s Relating to Free Repair or Replacements	1	266	0.4%	0.9%	0.7%	0.8%
% of FP17s Relating to Continuations	0	266	0.0%	1.1%	1.0%	1.0%
% of Patients satisfied with the dentistry they have received	0	0	N/A	92.0%	92.0%	91.5%
% of Patients satisfied with the time they had to wait for an appointment	0	0	N/A	85.9%	88.1%	87.9%

* This is based on patients treated on this contract for their most recent course of treatment. Figures in italics indicate the base number of FP17s or Patient Questionnaire responses are less than 100. N/A is shown where the base number of responses is less than 10 during the period. % is calculated as Quantity/Base number*100

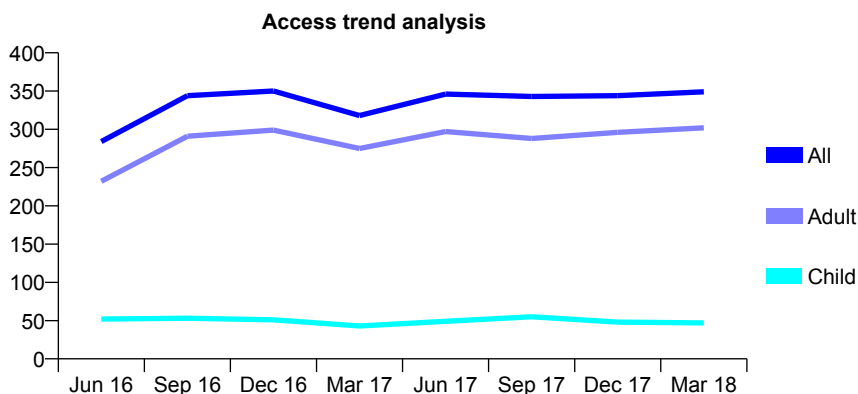
Q66 - Vital Signs At a Glance Contract Report for 641308/0002 - Year end March 2018

Name or company name	MR JN CHOPE
Contract type name	GDS Contract
Purpose of contract	General
Contract start date	01/04/2006
Contract end date	

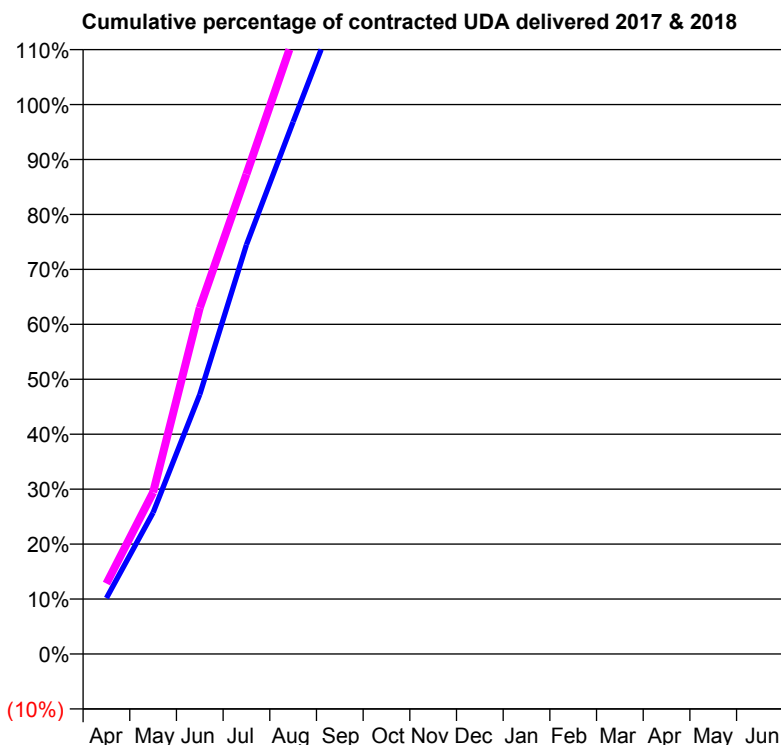
17/18 Contracted general activity (UDA)	265
Carry forward general activity (UDA)	0
17/18 Contracted orthodontic activity (UOA)	0
Carry forward orthodontic activity (UOA)	0
Baseline contract value	£70,962.77

ACCESS*

Patients seen in 24 months	Total	Change since previous quarter
Quarter ending March 2017	318	
Quarter ending June 2017	346	↑
Quarter ending September 2017	343	→
Quarter ending December 2017	344	→
Quarter ending March 2018	349	→
Variance since March 2017	9.7%	↑



ACTIVITY



Month	Adjusted Scheduled Activity (UDA)	
	2017	2018
April	27	34
May	68	78
June	125	167
July	197	231
August	257	297
September	315	368
October	354	422
November	390	477
December	418	510
January	464	582
February	492	647
March	553	701
April	572	734
May	574	742
June	573	742

QUALITY

	Quantity	Base Number	Contract	AT	Region	England
% of FP17s for the same patient ID Re-attending within 3 months - Children	12	90	13.3%	10.0%	11.5%	11.9%
% of FP17s for the same patient ID Re-attending within 3 months - Adults	8	276	2.9%	14.6%	15.9%	16.0%
% of FP17s for the same patient ID Re-attending between 3 & 9 months - Children	47	90	52.2%	59.5%	60.6%	58.3%
% of FP17s for the same patient ID Re-attending between 3 & 9 months - Adults	51	276	18.5%	50.4%	51.6%	50.3%
% of FP17s for Band 1 Urgent Courses	9	373	2.4%	10.1%	9.5%	9.1%
% of FP17s Relating to Free Repair or Replacements	1	373	0.3%	0.9%	0.7%	0.8%
% of FP17s Relating to Continuations	5	373	1.3%	1.1%	1.0%	1.0%
% of Patients satisfied with the dentistry they have received	1	2	N/A	92.0%	92.0%	91.5%
% of Patients satisfied with the time they had to wait for an appointment	1	2	N/A	85.9%	88.1%	87.9%

* This is based on patients treated on this contract for their most recent course of treatment. Figures in italics indicate the base number of FP17s or Patient Questionnaire responses are less than 100. N/A is shown where the base number of responses is less than 10 during the period. % is calculated as Quantity/Base number*100

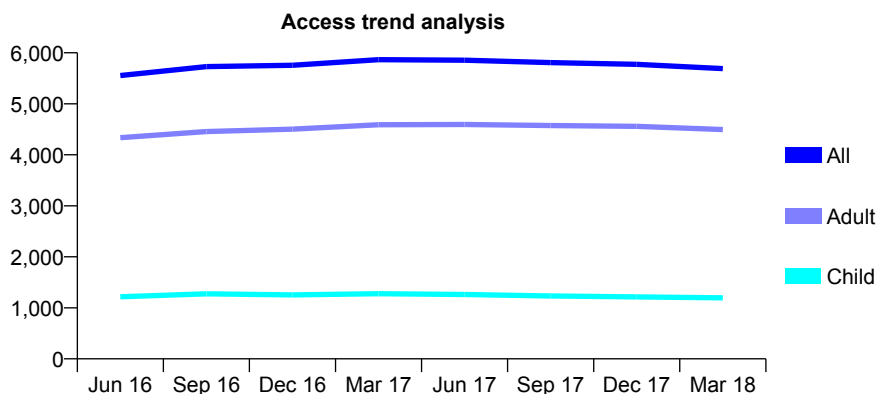
Q66 - Vital Signs At a Glance Contract Report for 641308/0003 - Year end March 2018

Name or company name	MR JN CHOPE
Contract type name	GDS Contract
Purpose of contract	General
Contract start date	01/10/2009
Contract end date	

17/18 Contracted general activity (UDA)	20,000
Carry forward general activity (UDA)	-39
17/18 Contracted orthodontic activity (UOA)	0
Carry forward orthodontic activity (UOA)	0
Baseline contract value	£604,737.74

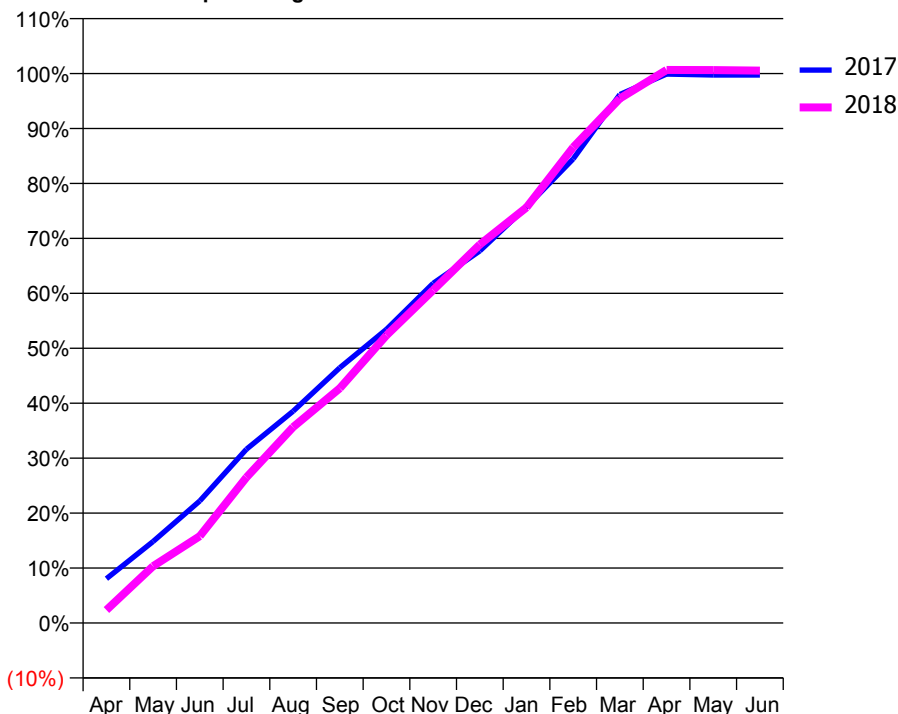
ACCESS*

Patients seen in 24 months	Total	Change since previous quarter
Quarter ending March 2017	5,866	
Quarter ending June 2017	5,856	→
Quarter ending September 2017	5,807	→
Quarter ending December 2017	5,773	→
Quarter ending March 2018	5,691	↓
Variance since March 2017	(3.0%)	↓



ACTIVITY

Cumulative percentage of contracted UDA delivered 2017 & 2018



Month	Adjusted Scheduled Activity (UDA)	
	2017	2018
April	1,572	474
May	2,892	2,071
June	4,334	3,164
July	6,169	5,301
August	7,515	7,134
September	9,061	8,546
October	10,421	10,473
November	12,054	12,115
December	13,205	13,775
January	14,765	15,125
February	16,469	17,316
March	18,755	19,090
April	19,480	20,130
May	19,446	20,126
June	19,445	20,107

QUALITY

	Quantity	Base Number	Contract	AT	Region	England
% of FP17s for the same patient ID Re-attending within 3 months - Children	249	1,827	13.6%	10.0%	11.5%	11.9%
% of FP17s for the same patient ID Re-attending within 3 months - Adults	1,230	6,816	18.0%	14.6%	15.9%	16.0%
% of FP17s for the same patient ID Re-attending between 3 & 9 months - Children	1,066	1,827	58.3%	59.5%	60.6%	58.3%
% of FP17s for the same patient ID Re-attending between 3 & 9 months - Adults	4,015	6,816	58.9%	50.4%	51.6%	50.3%
% of FP17s for Band 1 Urgent Courses	1,169	8,638	13.5%	10.1%	9.5%	9.1%
% of FP17s Relating to Free Repair or Replacements	99	8,638	1.1%	0.9%	0.7%	0.8%
% of FP17s Relating to Continuations	180	8,638	2.1%	1.1%	1.0%	1.0%
% of Patients satisfied with the dentistry they have received	80	88	90.9%	92.0%	92.0%	91.5%
% of Patients satisfied with the time they had to wait for an appointment	75	88	85.2%	85.9%	88.1%	87.9%

* This is based on patients treated on this contract for their most recent course of treatment. Figures in italics indicate the base number of FP17s or Patient Questionnaire responses are less than 100. N/A is shown where the base number of responses is less than 10 during the period. % is calculated as Quantity/Base number*100

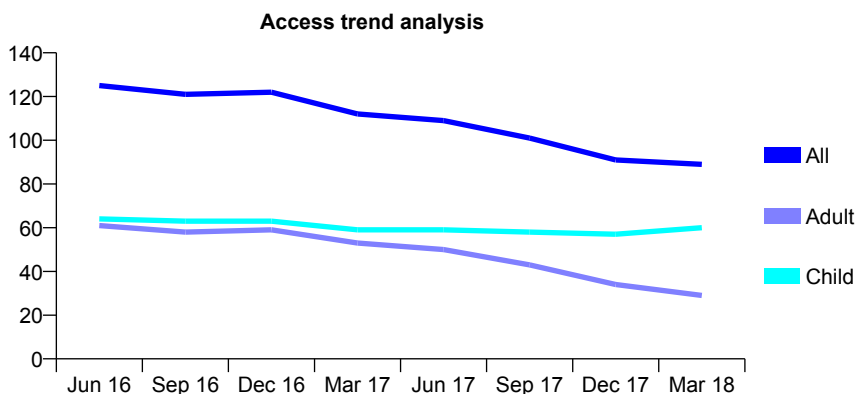
Q66 - Vital Signs At a Glance Contract Report for 642096/0001 - Year end March 2018

Name or company name	MR RA JENKINS
Contract type name	GDS Contract
Purpose of contract	General
Contract start date	01/04/2006
Contract end date	

17/18 Contracted general activity (UDA)	700
Carry forward general activity (UDA)	0
17/18 Contracted orthodontic activity (UOA)	0
Carry forward orthodontic activity (UOA)	0
Baseline contract value	£16,211.10

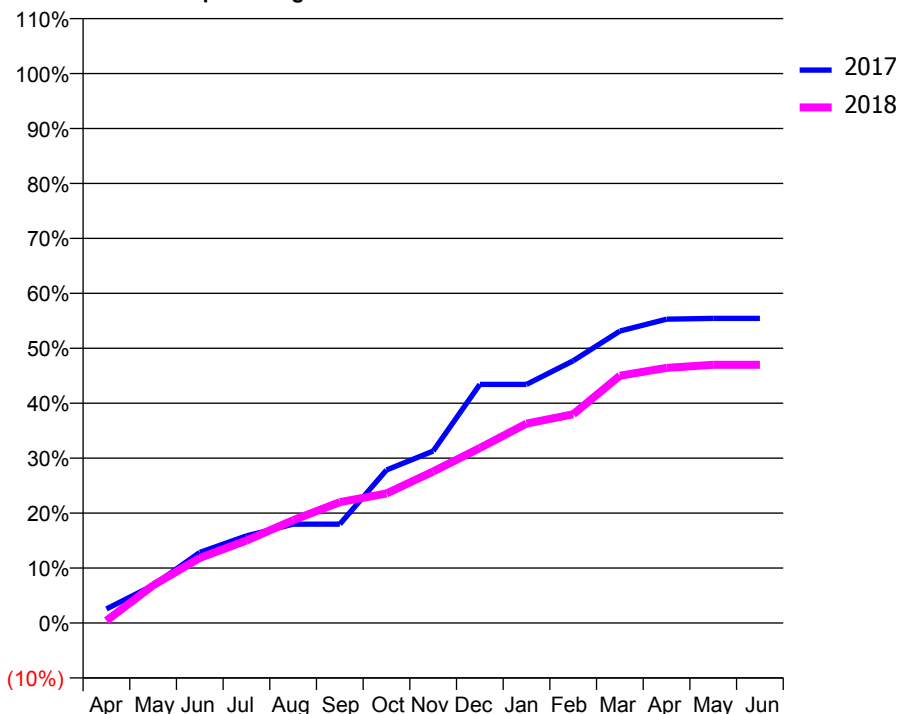
ACCESS*

Patients seen in 24 months	Total	Change since previous quarter
Quarter ending March 2017	112	
Quarter ending June 2017	109	↓
Quarter ending September 2017	101	↓
Quarter ending December 2017	91	↓
Quarter ending March 2018	89	↓
Variance since March 2017	(20.5%)	↓



ACTIVITY

Cumulative percentage of contracted UDA delivered 2017 & 2018



Month	Adjusted Scheduled Activity (UDA)	
	2017	2018
April	18	3
May	48	48
June	90	83
July	111	105
August	126	131
September	126	154
October	195	165
November	219	193
December	304	223
January	304	254
February	334	266
March	372	315
April	387	325
May	388	329
June	388	329

QUALITY

	Quantity	Base Number	Contract	AT	Region	England
% of FP17s for the same patient ID Re-attending within 3 months - Children	10	106	9.4%	10.0%	11.5%	11.9%
% of FP17s for the same patient ID Re-attending within 3 months - Adults	8	48	16.7%	14.6%	15.9%	16.0%
% of FP17s for the same patient ID Re-attending between 3 & 9 months - Children	78	106	73.6%	59.5%	60.6%	58.3%
% of FP17s for the same patient ID Re-attending between 3 & 9 months - Adults	39	48	81.3%	50.4%	51.6%	50.3%
% of FP17s for Band 1 Urgent Courses	0	149	0.0%	10.1%	9.5%	9.1%
% of FP17s Relating to Free Repair or Replacements	0	149	0.0%	0.9%	0.7%	0.8%
% of FP17s Relating to Continuations	0	149	0.0%	1.1%	1.0%	1.0%
% of Patients satisfied with the dentistry they have received	1	1	N/A	92.0%	92.0%	91.5%
% of Patients satisfied with the time they had to wait for an appointment	1	1	N/A	85.9%	88.1%	87.9%

* This is based on patients treated on this contract for their most recent course of treatment. Figures in italics indicate the base number of FP17s or Patient Questionnaire responses are less than 100. N/A is shown where the base number of responses is less than 10 during the period. % is calculated as Quantity/Base number*100

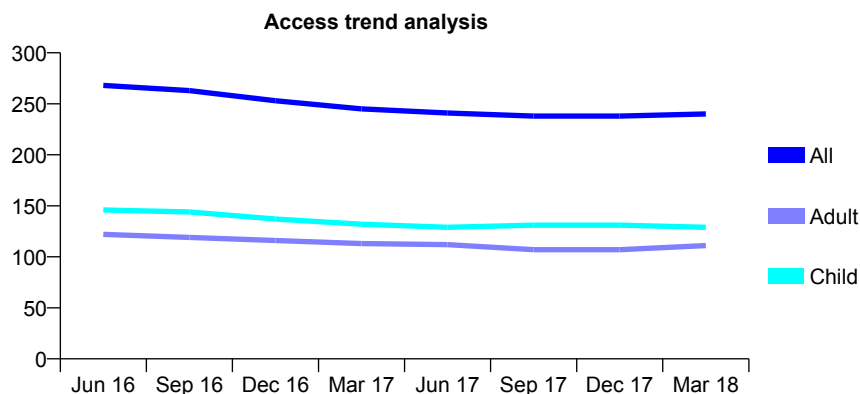
Q66 - Vital Signs At a Glance Contract Report for 648949/0001 - Year end March 2018

Name or company name	MR AC POWELL
Contract type name	GDS Contract
Purpose of contract	General
Contract start date	01/04/2006
Contract end date	

17/18 Contracted general activity (UDA)	650
Carry forward general activity (UDA)	0
17/18 Contracted orthodontic activity (UOA)	0
Carry forward orthodontic activity (UOA)	0
Baseline contract value	£21,705.22

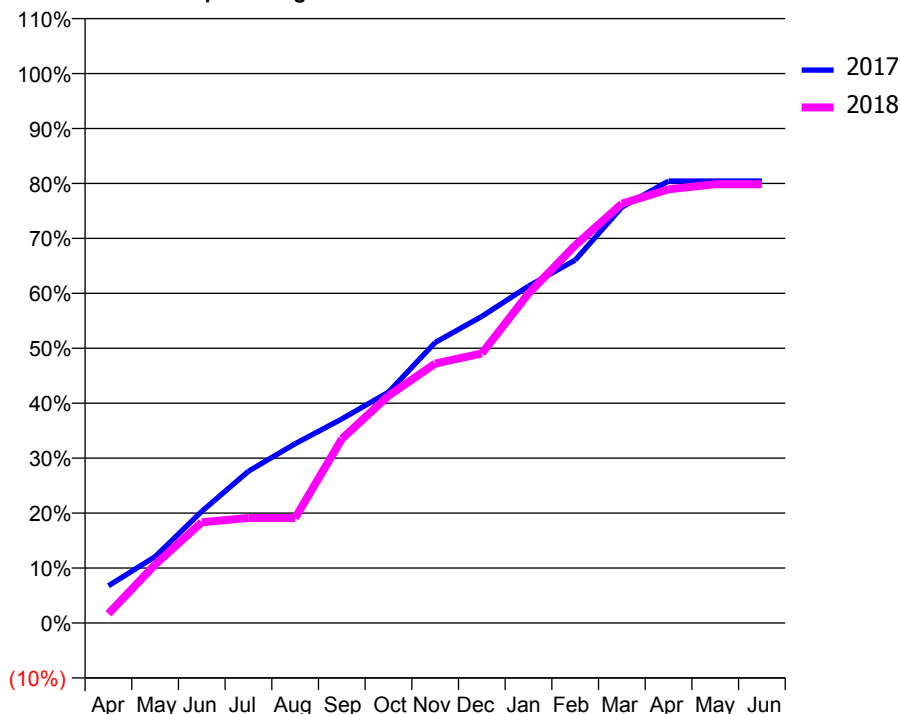
ACCESS*

Patients seen in 24 months	Total	Change since previous quarter
Quarter ending March 2017	245	
Quarter ending June 2017	241	↓
Quarter ending September 2017	238	↓
Quarter ending December 2017	238	→
Quarter ending March 2018	240	→
Variance since March 2017	(2.0%)	↓



ACTIVITY

Cumulative percentage of contracted UDA delivered 2017 & 2018



Month	Adjusted Scheduled Activity (UDA)	
	2017	2018
April	54	11
May	97	69
June	163	119
July	221	124
August	261	124
September	297	218
October	336	269
November	408	307
December	446	319
January	490	390
February	528	447
March	605	496
April	643	513
May	643	519
June	643	519

QUALITY

	Quantity	Base Number	Contract	AT	Region	England
% of FP17s for the same patient ID Re-attending within 3 months - Children	2	192	1.0%	10.0%	11.5%	11.9%
% of FP17s for the same patient ID Re-attending within 3 months - Adults	3	100	3.0%	14.6%	15.9%	16.0%
% of FP17s for the same patient ID Re-attending between 3 & 9 months - Children	115	192	59.9%	59.5%	60.6%	58.3%
% of FP17s for the same patient ID Re-attending between 3 & 9 months - Adults	63	100	63.0%	50.4%	51.6%	50.3%
% of FP17s for Band 1 Urgent Courses	6	293	2.0%	10.1%	9.5%	9.1%
% of FP17s Relating to Free Repair or Replacements	0	293	0.0%	0.9%	0.7%	0.8%
% of FP17s Relating to Continuations	0	293	0.0%	1.1%	1.0%	1.0%
% of Patients satisfied with the dentistry they have received	0	0	N/A	92.0%	92.0%	91.5%
% of Patients satisfied with the time they had to wait for an appointment	0	0	N/A	85.9%	88.1%	87.9%

* This is based on patients treated on this contract for their most recent course of treatment. Figures in italics indicate the base number of FP17s or Patient Questionnaire responses are less than 100. N/A is shown where the base number of responses is less than 10 during the period. % is calculated as Quantity/Base number*100

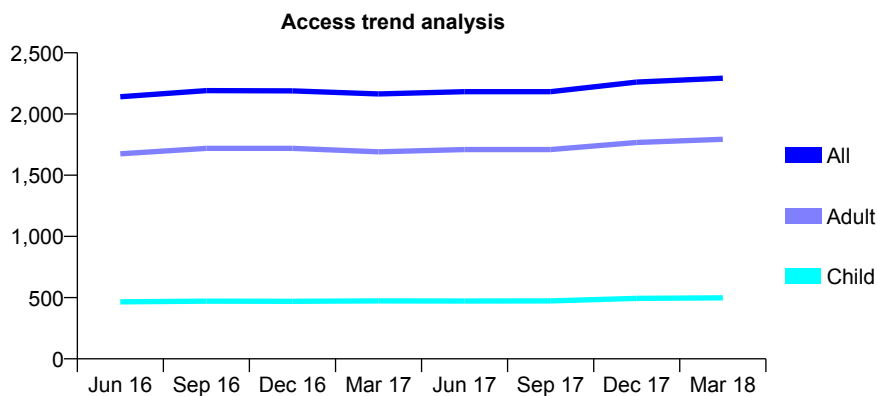
Q66 - Vital Signs At a Glance Contract Report for 673633/0001 - Year end March 2018

Name or company name	MR A AHMADABADI-AGHDAM
Contract type name	GDS Contract
Purpose of contract	General
Contract start date	01/04/2006
Contract end date	

17/18 Contracted general activity (UDA)	7,290
Carry forward general activity (UDA)	-67
17/18 Contracted orthodontic activity (UOA)	0
Carry forward orthodontic activity (UOA)	0
Baseline contract value	£164,331.94

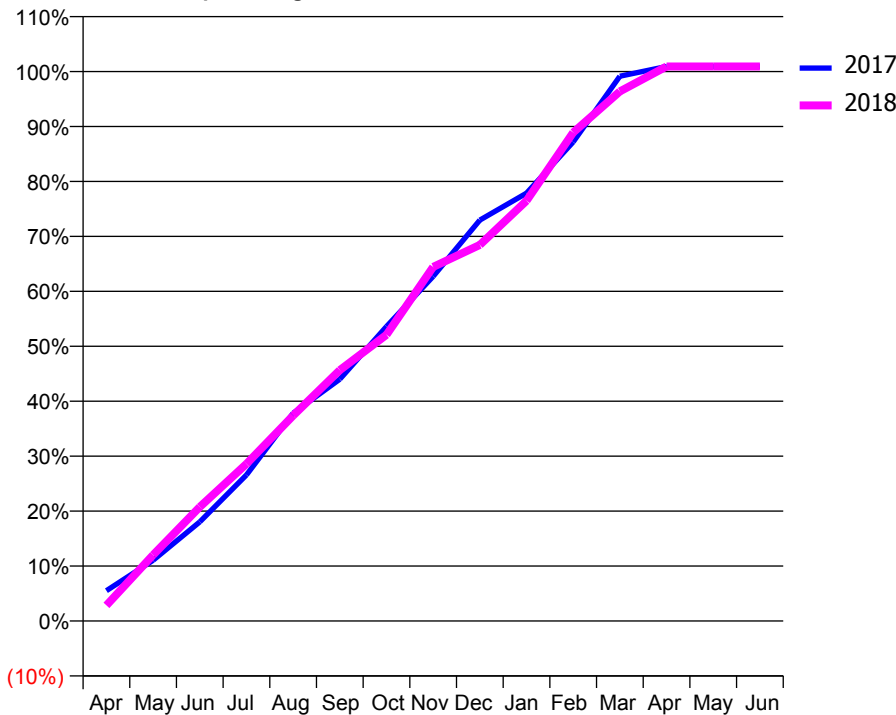
ACCESS*

Patients seen in 24 months	Total	Change since previous quarter
Quarter ending March 2017	2,164	
Quarter ending June 2017	2,182	→
Quarter ending September 2017	2,183	→
Quarter ending December 2017	2,261	↑
Quarter ending March 2018	2,292	→
Variance since March 2017	5.9%	↑



ACTIVITY

Cumulative percentage of contracted UDA delivered 2017 & 2018



Month	Adjusted Scheduled Activity (UDA)	
	2017	2018
April	402	208
May	805	876
June	1,315	1,514
July	1,937	2,086
August	2,757	2,725
September	3,209	3,328
October	3,907	3,798
November	4,572	4,698
December	5,319	4,990
January	5,676	5,575
February	6,356	6,481
March	7,227	7,026
April	7,357	7,356
May	7,357	7,356
June	7,357	7,356

QUALITY

	Quantity	Base Number	Contract	AT	Region	England
% of FP17s for the same patient ID Re-attending within 3 months - Children	53	774	6.8%	10.0%	11.5%	11.9%
% of FP17s for the same patient ID Re-attending within 3 months - Adults	407	2,734	14.9%	14.6%	15.9%	16.0%
% of FP17s for the same patient ID Re-attending between 3 & 9 months - Children	469	774	60.6%	59.5%	60.6%	58.3%
% of FP17s for the same patient ID Re-attending between 3 & 9 months - Adults	1,683	2,734	61.6%	50.4%	51.6%	50.3%
% of FP17s for Band 1 Urgent Courses	366	3,578	10.2%	10.1%	9.5%	9.1%
% of FP17s Relating to Free Repair or Replacements	2	3,578	0.1%	0.9%	0.7%	0.8%
% of FP17s Relating to Continuations	21	3,578	0.6%	1.1%	1.0%	1.0%
% of Patients satisfied with the dentistry they have received	6	6	N/A	92.0%	92.0%	91.5%
% of Patients satisfied with the time they had to wait for an appointment	6	6	N/A	85.9%	88.1%	87.9%

* This is based on patients treated on this contract for their most recent course of treatment. Figures in italics indicate the base number of FP17s or Patient Questionnaire responses are less than 100. N/A is shown where the base number of responses is less than 10 during the period. % is calculated as Quantity/Base number*100

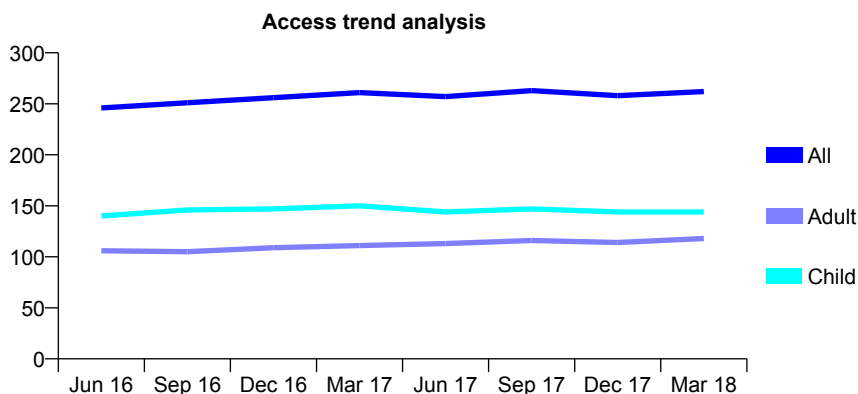
Q66 - Vital Signs At a Glance Contract Report for 679798/0001 - Year end March 2018

Name or company name	MISS CE SHAW
Contract type name	GDS Contract
Purpose of contract	General
Contract start date	02/04/2012
Contract end date	

17/18 Contracted general activity (UDA)	548
Carry forward general activity (UDA)	0
17/18 Contracted orthodontic activity (UOA)	0
Carry forward orthodontic activity (UOA)	0
Baseline contract value	£12,833.28

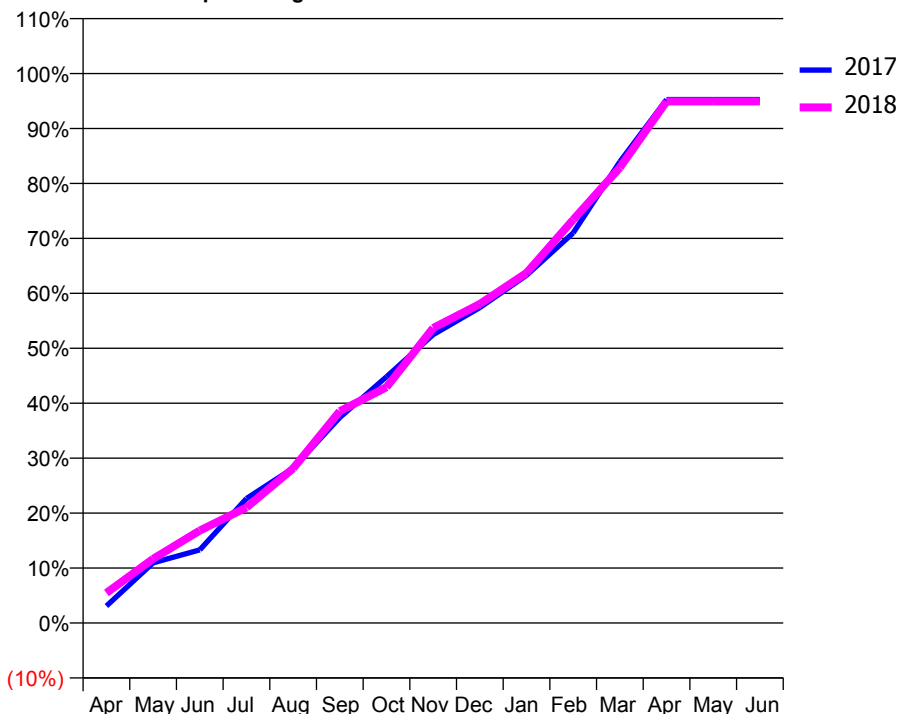
ACCESS*

Patients seen in 24 months	Total	Change since previous quarter
Quarter ending March 2017	261	
Quarter ending June 2017	257	↓
Quarter ending September 2017	263	↑
Quarter ending December 2017	258	↓
Quarter ending March 2018	262	→
Variance since March 2017	0.4%	→



ACTIVITY

Cumulative percentage of contracted UDA delivered 2017 & 2018



Month	Adjusted Scheduled Activity (UDA)	
	2017	2018
April	17	30
May	60	64
June	73	92
July	124	115
August	154	154
September	205	211
October	246	235
November	288	294
December	315	318
January	347	349
February	389	402
March	460	454
April	522	520
May	522	520
June	522	520

QUALITY

	Quantity	Base Number	Contract	AT	Region	England
% of FP17s for the same patient ID Re-attending within 3 months - Children	5	238	2.1%	10.0%	11.5%	11.9%
% of FP17s for the same patient ID Re-attending within 3 months - Adults	5	112	4.5%	14.6%	15.9%	16.0%
% of FP17s for the same patient ID Re-attending between 3 & 9 months - Children	180	238	75.6%	59.5%	60.6%	58.3%
% of FP17s for the same patient ID Re-attending between 3 & 9 months - Adults	55	112	49.1%	50.4%	51.6%	50.3%
% of FP17s for Band 1 Urgent Courses	1	358	0.3%	10.1%	9.5%	9.1%
% of FP17s Relating to Free Repair or Replacements	0	358	0.0%	0.9%	0.7%	0.8%
% of FP17s Relating to Continuations	0	358	0.0%	1.1%	1.0%	1.0%
% of Patients satisfied with the dentistry they have received	1	1	N/A	92.0%	92.0%	91.5%
% of Patients satisfied with the time they had to wait for an appointment	0	1	N/A	85.9%	88.1%	87.9%

* This is based on patients treated on this contract for their most recent course of treatment. Figures in italics indicate the base number of FP17s or Patient Questionnaire responses are less than 100. N/A is shown where the base number of responses is less than 10 during the period. % is calculated as Quantity/Base number*100

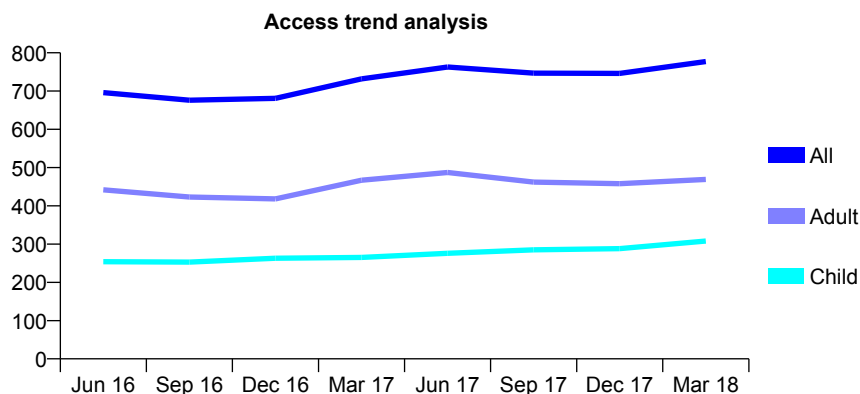
Q66 - Vital Signs At a Glance Contract Report for 680451/0001 - Year end March 2018

Name or company name	MR CB MCCONNELL
Contract type name	GDS Contract
Purpose of contract	General
Contract start date	01/09/2007
Contract end date	

17/18 Contracted general activity (UDA)	3,134
Carry forward general activity (UDA)	105
17/18 Contracted orthodontic activity (UOA)	0
Carry forward orthodontic activity (UOA)	0
Baseline contract value	£70,747.67

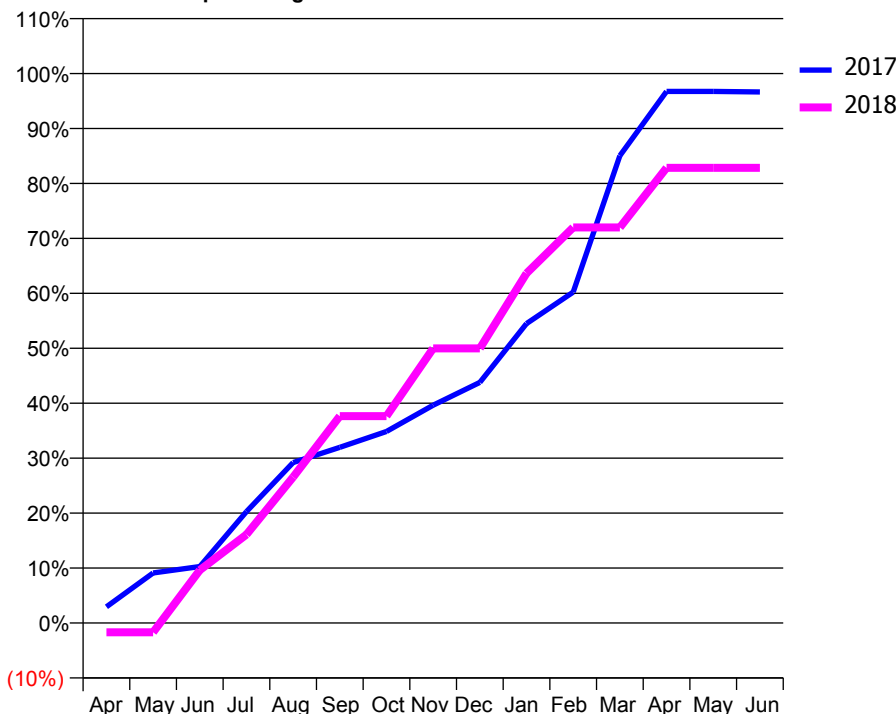
ACCESS*

Patients seen in 24 months	Total	Change since previous quarter
Quarter ending March 2017	732	
Quarter ending June 2017	763	↑
Quarter ending September 2017	747	↓
Quarter ending December 2017	746	→
Quarter ending March 2018	777	↑
Variance since March 2017	6.1%	↑



ACTIVITY

Cumulative percentage of contracted UDA delivered 2017 & 2018



Month	Adjusted Scheduled Activity (UDA)	
	2017	2018
April	92	-54
May	286	-54
June	322	302
July	636	504
August	915	832
September	1,002	1,180
October	1,093	1,180
November	1,242	1,566
December	1,372	1,566
January	1,707	1,994
February	1,887	2,256
March	2,665	2,256
April	3,032	2,596
May	3,032	2,596
June	3,029	2,596

QUALITY

	Quantity	Base Number	Contract	AT	Region	England
% of FP17s for the same patient ID Re-attending within 3 months - Children	29	416	7.0%	10.0%	11.5%	11.9%
% of FP17s for the same patient ID Re-attending within 3 months - Adults	119	597	19.9%	14.6%	15.9%	16.0%
% of FP17s for the same patient ID Re-attending between 3 & 9 months - Children	222	416	53.4%	59.5%	60.6%	58.3%
% of FP17s for the same patient ID Re-attending between 3 & 9 months - Adults	283	597	47.4%	50.4%	51.6%	50.3%
% of FP17s for Band 1 Urgent Courses	80	1,053	7.6%	10.1%	9.5%	9.1%
% of FP17s Relating to Free Repair or Replacements	8	1,053	0.8%	0.9%	0.7%	0.8%
% of FP17s Relating to Continuations	11	1,053	1.0%	1.1%	1.0%	1.0%
% of Patients satisfied with the dentistry they have received	0	0	N/A	92.0%	92.0%	91.5%
% of Patients satisfied with the time they had to wait for an appointment	0	0	N/A	85.9%	88.1%	87.9%

* This is based on patients treated on this contract for their most recent course of treatment. Figures in italics indicate the base number of FP17s or Patient Questionnaire responses are less than 100. N/A is shown where the base number of responses is less than 10 during the period. % is calculated as Quantity/Base number*100

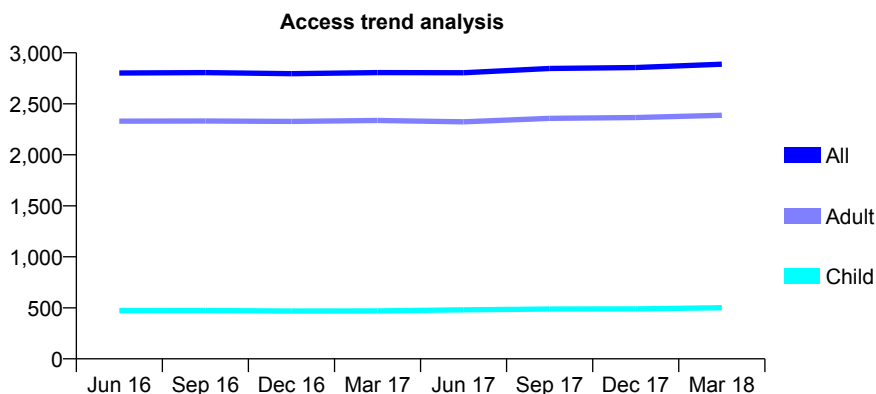
Q66 - Vital Signs At a Glance Contract Report for 686530/0001 - Year end March 2018

Name or company name	MR GS ABDOLL
Contract type name	GDS Contract
Purpose of contract	General
Contract start date	01/04/2006
Contract end date	

17/18 Contracted general activity (UDA)	7,550
Carry forward general activity (UDA)	-49
17/18 Contracted orthodontic activity (UOA)	0
Carry forward orthodontic activity (UOA)	0
Baseline contract value	£218,170.20

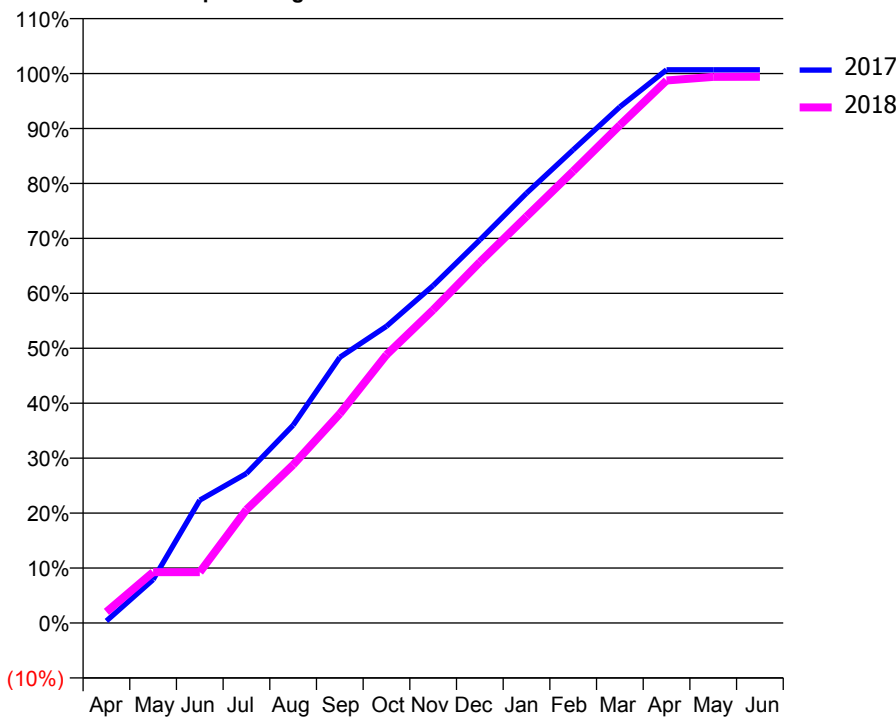
ACCESS*

Patients seen in 24 months	Total	Change since previous quarter
Quarter ending March 2017	2,806	
Quarter ending June 2017	2,805	→
Quarter ending September 2017	2,846	→
Quarter ending December 2017	2,856	→
Quarter ending March 2018	2,888	→
Variance since March 2017	2.9%	↑



ACTIVITY

Cumulative percentage of contracted UDA delivered 2017 & 2018



Adjusted Scheduled Activity (UDA)

Month	2017	2018
April	28	153
May	584	699
June	1,654	699
July	2,015	1,559
August	2,664	2,174
September	3,579	2,875
October	3,997	3,686
November	4,544	4,303
December	5,159	4,958
January	5,789	5,586
February	6,372	6,209
March	6,951	6,840
April	7,449	7,455
May	7,449	7,503
June	7,449	7,505

QUALITY

	Quantity	Base Number	Contract	AT	Region	England
% of FP17s for the same patient ID Re-attending within 3 months - Children	24	531	4.5%	10.0%	11.5%	11.9%
% of FP17s for the same patient ID Re-attending within 3 months - Adults	546	3,499	15.6%	14.6%	15.9%	16.0%
% of FP17s for the same patient ID Re-attending between 3 & 9 months - Children	75	531	14.1%	59.5%	60.6%	58.3%
% of FP17s for the same patient ID Re-attending between 3 & 9 months - Adults	1,705	3,499	48.7%	50.4%	51.6%	50.3%
% of FP17s for Band 1 Urgent Courses	348	4,079	8.5%	10.1%	9.5%	9.1%
% of FP17s Relating to Free Repair or Replacements	17	4,079	0.4%	0.9%	0.7%	0.8%
% of FP17s Relating to Continuations	30	4,079	0.7%	1.1%	1.0%	1.0%
% of Patients satisfied with the dentistry they have received	4	5	N/A	92.0%	92.0%	91.5%
% of Patients satisfied with the time they had to wait for an appointment	4	5	N/A	85.9%	88.1%	87.9%

* This is based on patients treated on this contract for their most recent course of treatment. Figures in italics indicate the base number of FP17s or Patient Questionnaire responses are less than 100. N/A is shown where the base number of responses is less than 10 during the period. % is calculated as Quantity/Base number*100

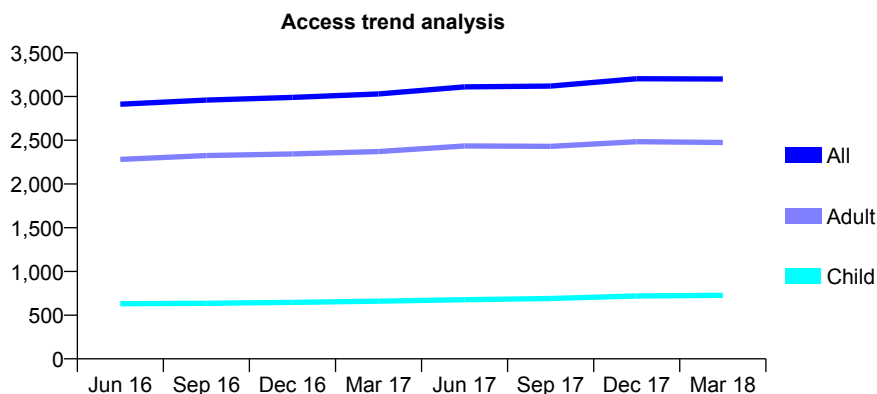
Q66 - Vital Signs At a Glance Contract Report for 686530/0002 - Year end March 2018

Name or company name	MR GS ABDOLL
Contract type name	GDS Contract
Purpose of contract	General
Contract start date	01/04/2009
Contract end date	

17/18 Contracted general activity (UDA)	7,280
Carry forward general activity (UDA)	12
17/18 Contracted orthodontic activity (UOA)	0
Carry forward orthodontic activity (UOA)	0
Baseline contract value	£197,833.04

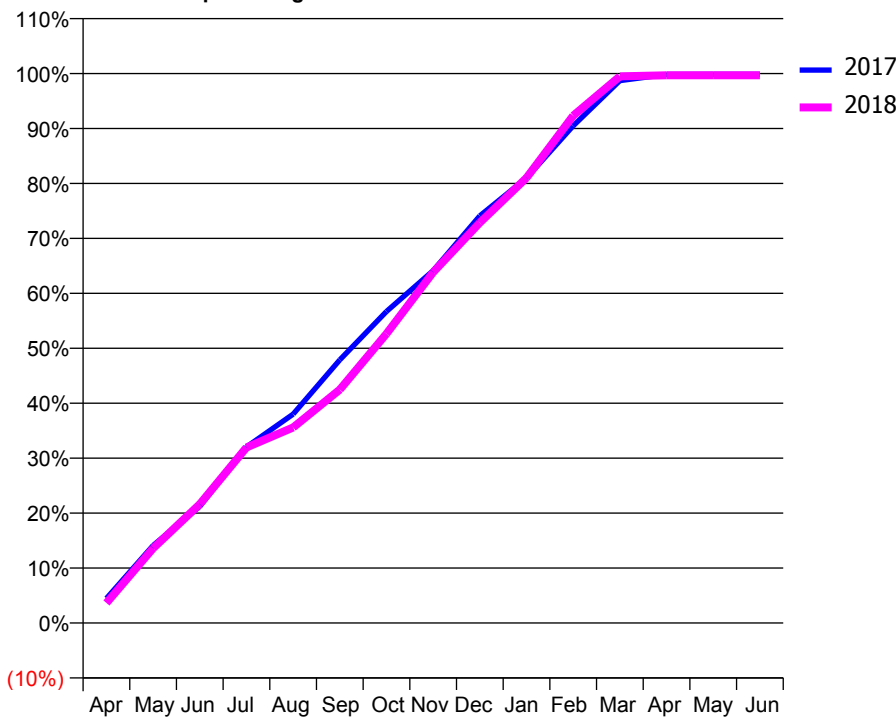
ACCESS*

Patients seen in 24 months	Total	Change since previous quarter
Quarter ending March 2017	3,030	
Quarter ending June 2017	3,111	↑
Quarter ending September 2017	3,120	→
Quarter ending December 2017	3,203	↑
Quarter ending March 2018	3,201	→
Variance since March 2017	5.6%	↑



ACTIVITY

Cumulative percentage of contracted UDA delivered 2017 & 2018



Month	Adjusted Scheduled Activity (UDA)	
	2017	2018
April	326	266
May	1,027	990
June	1,546	1,574
July	2,333	2,326
August	2,768	2,590
September	3,486	3,093
October	4,128	3,833
November	4,668	4,648
December	5,395	5,305
January	5,896	5,898
February	6,587	6,721
March	7,186	7,243
April	7,267	7,257
May	7,268	7,257
June	7,268	7,257

QUALITY

	Quantity	Base Number	Contract	AT	Region	England
% of FP17s for the same patient ID Re-attending within 3 months - Children	75	1,175	6.4%	10.0%	11.5%	11.9%
% of FP17s for the same patient ID Re-attending within 3 months - Adults	452	3,222	14.0%	14.6%	15.9%	16.0%
% of FP17s for the same patient ID Re-attending between 3 & 9 months - Children	787	1,175	67.0%	59.5%	60.6%	58.3%
% of FP17s for the same patient ID Re-attending between 3 & 9 months - Adults	1,135	3,222	35.2%	50.4%	51.6%	50.3%
% of FP17s for Band 1 Urgent Courses	361	4,358	8.3%	10.1%	9.5%	9.1%
% of FP17s Relating to Free Repair or Replacements	14	4,358	0.3%	0.9%	0.7%	0.8%
% of FP17s Relating to Continuations	58	4,358	1.3%	1.1%	1.0%	1.0%
% of Patients satisfied with the dentistry they have received	6	6	N/A	92.0%	92.0%	91.5%
% of Patients satisfied with the time they had to wait for an appointment	6	6	N/A	85.9%	88.1%	87.9%

* This is based on patients treated on this contract for their most recent course of treatment. Figures in italics indicate the base number of FP17s or Patient Questionnaire responses are less than 100. N/A is shown where the base number of responses is less than 10 during the period. % is calculated as Quantity/Base number*100

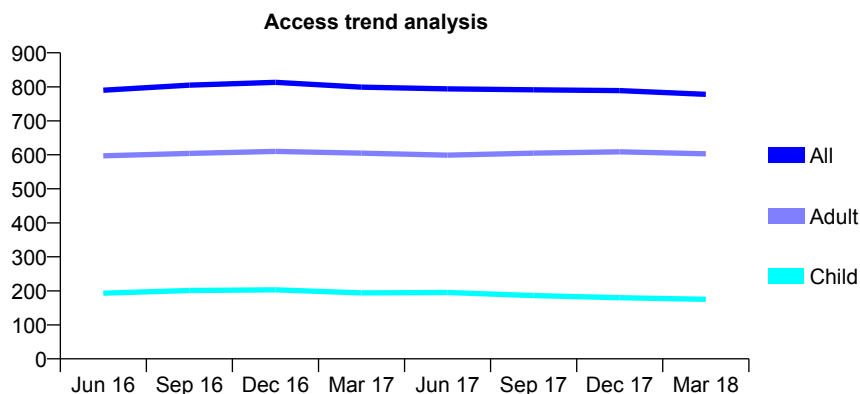
Q66 - Vital Signs At a Glance Contract Report for 688401/0001 - Year end March 2018

Name or company name	MR C SILCOX
Contract type name	GDS Contract
Purpose of contract	General
Contract start date	01/04/2006
Contract end date	

17/18 Contracted general activity (UDA)	2,500
Carry forward general activity (UDA)	0
17/18 Contracted orthodontic activity (UOA)	0
Carry forward orthodontic activity (UOA)	0
Baseline contract value	£58,833.12

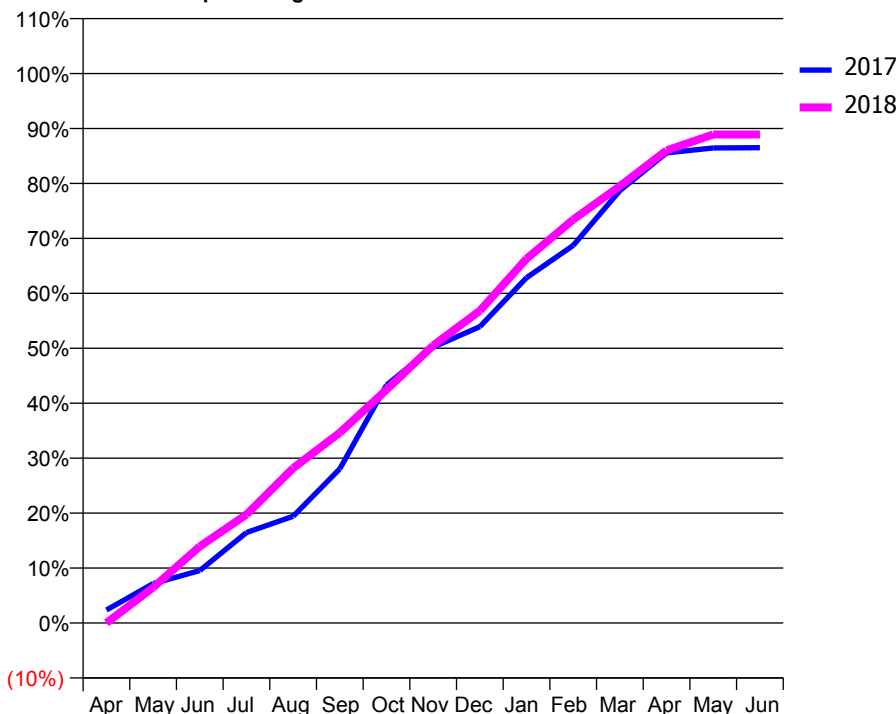
ACCESS*

Patients seen in 24 months	Total	Change since previous quarter
Quarter ending March 2017	799	
Quarter ending June 2017	794	→
Quarter ending September 2017	791	→
Quarter ending December 2017	789	→
Quarter ending March 2018	778	↓
Variance since March 2017	(2.6%)	↓



ACTIVITY

Cumulative percentage of contracted UDA delivered 2017 & 2018



Month	Adjusted Scheduled Activity (UDA)	
	2017	2018
April	59	0
May	179	162
June	239	349
July	412	493
August	486	705
September	702	866
October	1,082	1,061
November	1,255	1,263
December	1,348	1,420
January	1,571	1,657
February	1,718	1,835
March	1,967	1,988
April	2,139	2,150
May	2,161	2,222
June	2,162	2,222

QUALITY

	Quantity	Base Number	Contract	AT	Region	England
% of FP17s for the same patient ID Re-attending within 3 months - Children	27	302	8.9%	10.0%	11.5%	11.9%
% of FP17s for the same patient ID Re-attending within 3 months - Adults	186	1,026	18.1%	14.6%	15.9%	16.0%
% of FP17s for the same patient ID Re-attending between 3 & 9 months - Children	193	302	63.9%	59.5%	60.6%	58.3%
% of FP17s for the same patient ID Re-attending between 3 & 9 months - Adults	622	1,026	60.6%	50.4%	51.6%	50.3%
% of FP17s for Band 1 Urgent Courses	62	1,329	4.7%	10.1%	9.5%	9.1%
% of FP17s Relating to Free Repair or Replacements	6	1,329	0.5%	0.9%	0.7%	0.8%
% of FP17s Relating to Continuations	13	1,329	1.0%	1.1%	1.0%	1.0%
% of Patients satisfied with the dentistry they have received	11	11	100.0%	92.0%	92.0%	91.5%
% of Patients satisfied with the time they had to wait for an appointment	11	11	100.0%	85.9%	88.1%	87.9%

* This is based on patients treated on this contract for their most recent course of treatment. Figures in italics indicate the base number of FP17s or Patient Questionnaire responses are less than 100. N/A is shown where the base number of responses is less than 10 during the period. % is calculated as Quantity/Base number*100

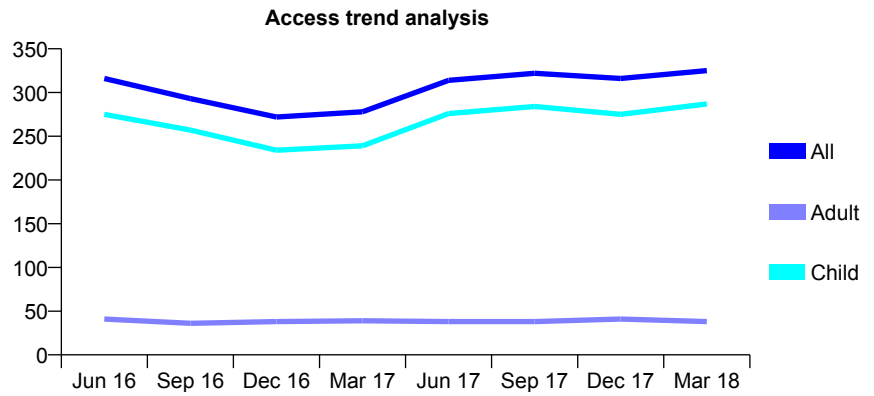
Q66 - Vital Signs At a Glance Contract Report for 689637/0002 - Year end March 2018

Name or company name	Morwenna Dental
Contract type name	GDS Contract
Purpose of contract	General
Contract start date	01/01/2008
Contract end date	

17/18 Contracted general activity (UDA)	1,000
Carry forward general activity (UDA)	0
17/18 Contracted orthodontic activity (UOA)	0
Carry forward orthodontic activity (UOA)	0
Baseline contract value	£20,277.19

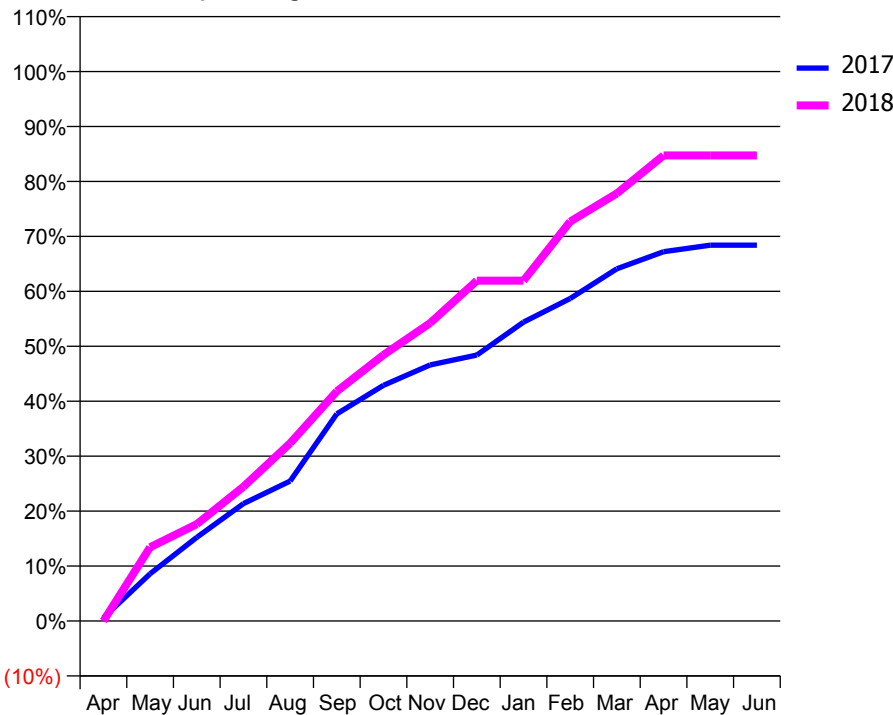
ACCESS*

Patients seen in 24 months	Total	Change since previous quarter
Quarter ending March 2017	278	
Quarter ending June 2017	314	↑
Quarter ending September 2017	322	↑
Quarter ending December 2017	316	↓
Quarter ending March 2018	325	↑
Variance since March 2017	16.9%	↑



ACTIVITY

Cumulative percentage of contracted UDA delivered 2017 & 2018



Month	Adjusted Scheduled Activity (UDA)	
	2017	2018
April	6	0
May	86	134
June	152	176
July	214	244
August	255	324
September	377	418
October	429	484
November	466	542
December	484	619
January	544	619
February	587	727
March	641	778
April	672	847
May	684	847
June	684	847

QUALITY

	Quantity	Base Number	Contract	AT	Region	England
% of FP17s for the same patient ID Re-attending within 3 months - Children	21	479	4.4%	10.0%	11.5%	11.9%
% of FP17s for the same patient ID Re-attending within 3 months - Adults	2	19	10.5%	14.6%	15.9%	16.0%
% of FP17s for the same patient ID Re-attending between 3 & 9 months - Children	259	479	54.1%	59.5%	60.6%	58.3%
% of FP17s for the same patient ID Re-attending between 3 & 9 months - Adults	8	19	42.1%	50.4%	51.6%	50.3%
% of FP17s for Band 1 Urgent Courses	11	515	2.1%	10.1%	9.5%	9.1%
% of FP17s Relating to Free Repair or Replacements	0	515	0.0%	0.9%	0.7%	0.8%
% of FP17s Relating to Continuations	11	515	2.1%	1.1%	1.0%	1.0%
% of Patients satisfied with the dentistry they have received	1	1	N/A	92.0%	92.0%	91.5%
% of Patients satisfied with the time they had to wait for an appointment	1	1	N/A	85.9%	88.1%	87.9%

* This is based on patients treated on this contract for their most recent course of treatment. Figures in italics indicate the base number of FP17s or Patient Questionnaire responses are less than 100. N/A is shown where the base number of responses is less than 10 during the period. % is calculated as Quantity/Base number*100

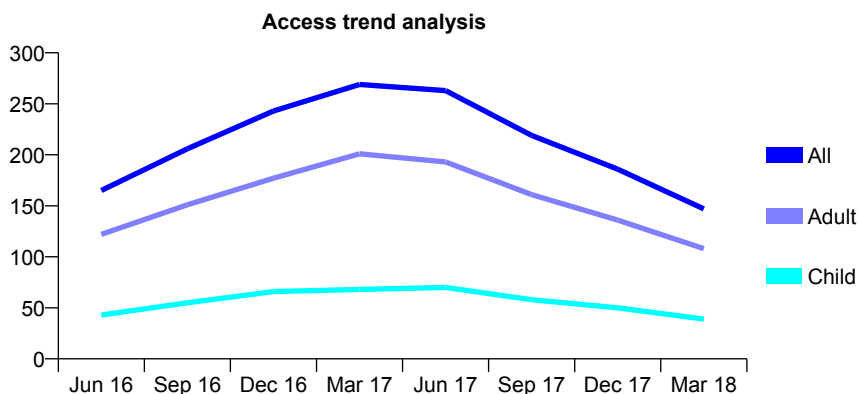
Q66 - Vital Signs At a Glance Contract Report for 712671/0001 - Year end March 2018

Name or company name	MR G NAGY
Contract type name	GDS Contract
Purpose of contract	General
Contract start date	01/11/2015
Contract end date	26/06/2017

17/18 Contracted general activity (UDA)	219
Carry forward general activity (UDA)	0
17/18 Contracted orthodontic activity (UOA)	0
Carry forward orthodontic activity (UOA)	0
Baseline contract value	£9,400.37

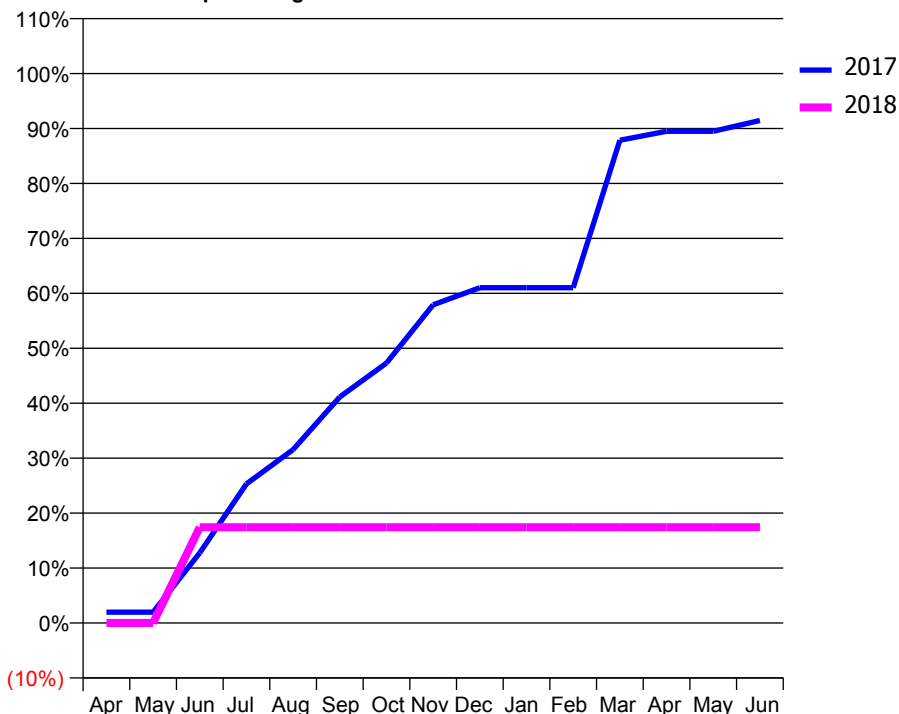
ACCESS*

Patients seen in 24 months	Total	Change since previous quarter
Quarter ending March 2017	269	
Quarter ending June 2017	263	↓
Quarter ending September 2017	219	↓
Quarter ending December 2017	186	↓
Quarter ending March 2018	147	↓
Variance since March 2017	(45.4%)	↓



ACTIVITY

Cumulative percentage of contracted UDA delivered 2017 & 2018



Month	Adjusted Scheduled Activity (UDA)	
	2017	2018
April	18	0
May	18	0
June	117	38
July	232	38
August	289	38
September	376	38
October	433	38
November	530	38
December	558	38
January	558	38
February	558	38
March	804	38
April	819	38
May	819	38
June	837	38

QUALITY

	Quantity	Base Number	Contract	AT	Region	England
% of FP17s for the same patient ID Re-attending within 3 months - Children	0	14	0.0%	10.0%	11.5%	11.9%
% of FP17s for the same patient ID Re-attending within 3 months - Adults	1	24	4.2%	14.6%	15.9%	16.0%
% of FP17s for the same patient ID Re-attending between 3 & 9 months - Children	6	14	42.9%	59.5%	60.6%	58.3%
% of FP17s for the same patient ID Re-attending between 3 & 9 months - Adults	13	24	54.2%	50.4%	51.6%	50.3%
% of FP17s for Band 1 Urgent Courses	1	26	3.8%	10.1%	9.5%	9.1%
% of FP17s Relating to Free Repair or Replacements	0	26	0.0%	0.9%	0.7%	0.8%
% of FP17s Relating to Continuations	0	26	0.0%	1.1%	1.0%	1.0%
% of Patients satisfied with the dentistry they have received	1	2	N/A	92.0%	92.0%	91.5%
% of Patients satisfied with the time they had to wait for an appointment	1	2	N/A	85.9%	88.1%	87.9%

* This is based on patients treated on this contract for their most recent course of treatment. Figures in italics indicate the base number of FP17s or Patient Questionnaire responses are less than 100. N/A is shown where the base number of responses is less than 10 during the period. % is calculated as Quantity/Base number*100

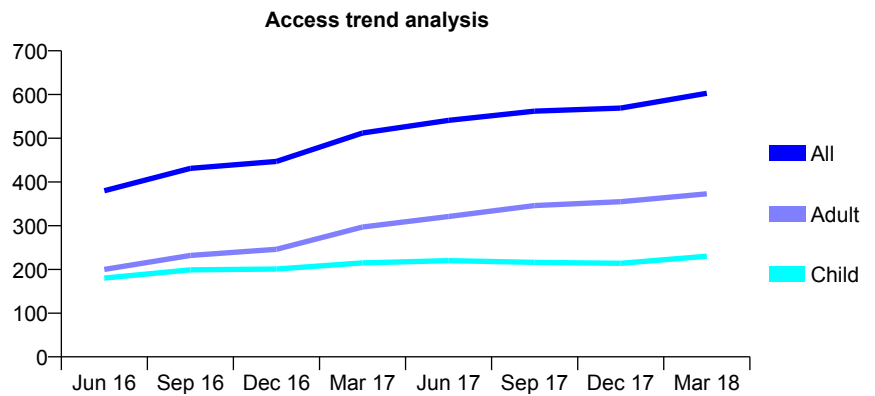
Q66 - Vital Signs At a Glance Contract Report for 723274/0002 - Year end March 2018

Name or company name	David Brookes
Contract type name	GDS Contract
Purpose of contract	General
Contract start date	01/12/2015
Contract end date	

17/18 Contracted general activity (UDA)	1,560
Carry forward general activity (UDA)	-22
17/18 Contracted orthodontic activity (UOA)	0
Carry forward orthodontic activity (UOA)	0
Baseline contract value	£42,080.78

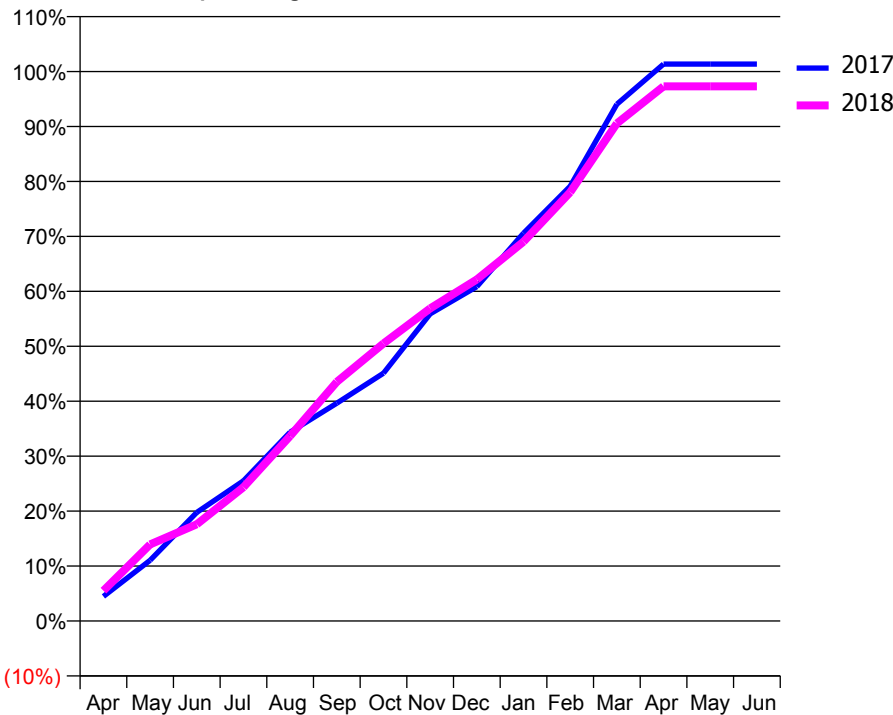
ACCESS*

Patients seen in 24 months	Total	Change since previous quarter
Quarter ending March 2017	512	
Quarter ending June 2017	541	↑
Quarter ending September 2017	562	↑
Quarter ending December 2017	569	→
Quarter ending March 2018	603	↑
Variance since March 2017	17.8%	↑



ACTIVITY

Cumulative percentage of contracted UDA delivered 2017 & 2018



Month	Adjusted Scheduled Activity (UDA)	
	2017	2018
April	70	86
May	172	217
June	308	275
July	398	380
August	536	525
September	618	679
October	704	788
November	872	887
December	949	970
January	1,101	1,077
February	1,234	1,217
March	1,467	1,413
April	1,581	1,518
May	1,581	1,518
June	1,581	1,518

QUALITY

	Quantity	Base Number	Contract	AT	Region	England
% of FP17s for the same patient ID Re-attending within 3 months - Children	25	394	6.3%	10.0%	11.5%	11.9%
% of FP17s for the same patient ID Re-attending within 3 months - Adults	36	439	8.2%	14.6%	15.9%	16.0%
% of FP17s for the same patient ID Re-attending between 3 & 9 months - Children	295	394	74.9%	59.5%	60.6%	58.3%
% of FP17s for the same patient ID Re-attending between 3 & 9 months - Adults	274	439	62.4%	50.4%	51.6%	50.3%
% of FP17s for Band 1 Urgent Courses	24	822	2.9%	10.1%	9.5%	9.1%
% of FP17s Relating to Free Repair or Replacements	5	822	0.6%	0.9%	0.7%	0.8%
% of FP17s Relating to Continuations	1	822	0.1%	1.1%	1.0%	1.0%
% of Patients satisfied with the dentistry they have received	0	0	N/A	92.0%	92.0%	91.5%
% of Patients satisfied with the time they had to wait for an appointment	0	0	N/A	85.9%	88.1%	87.9%

* This is based on patients treated on this contract for their most recent course of treatment. Figures in italics indicate the base number of FP17s or Patient Questionnaire responses are less than 100. N/A is shown where the base number of responses is less than 10 during the period. % is calculated as Quantity/Base number*100

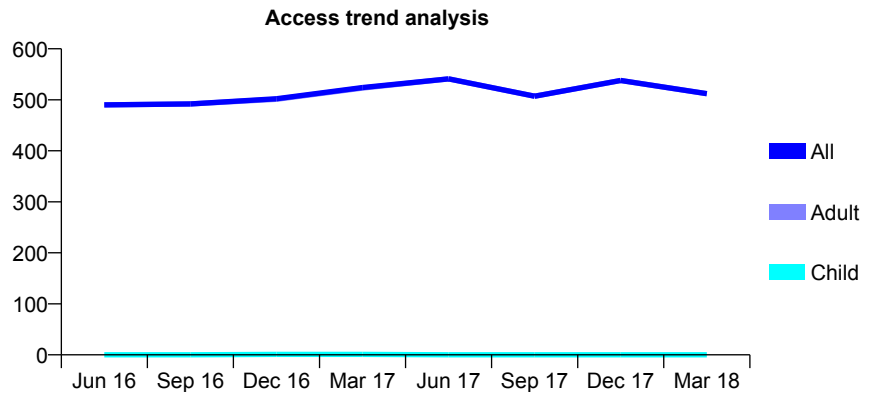
Q66 - Vital Signs At a Glance Contract Report for 723894/0001 - Year end March 2018

Name or company name	At Home Dental
Contract type name	PDS Contract
Purpose of contract	General
Contract start date	01/04/2006
Contract end date	31/03/2019

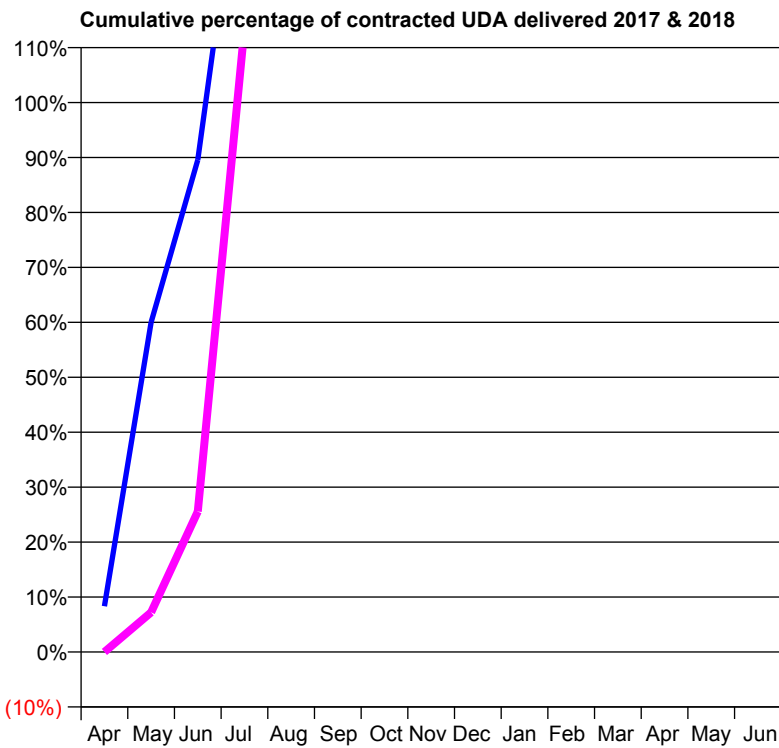
17/18 Contracted general activity (UDA)	180
Carry forward general activity (UDA)	0
17/18 Contracted orthodontic activity (UOA)	0
Carry forward orthodontic activity (UOA)	0
Baseline contract value	£127,724.53

ACCESS*

Patients seen in 24 months	Total	Change since previous quarter
Quarter ending March 2017	524	
Quarter ending June 2017	541	↑
Quarter ending September 2017	507	↓
Quarter ending December 2017	538	↑
Quarter ending March 2018	512	↓
Variance since March 2017	(2.3%)	↓



ACTIVITY



Month	Adjusted Scheduled Activity (UDA)	
	2017	2018
April	15	0
May	108	13
June	161	46
July	272	204
August	344	215
September	369	215
October	454	215
November	490	215
December	680	310
January	844	312
February	940	312
March	1,113	312
April	1,127	434
May	1,204	445
June	1,208	445

QUALITY

	Quantity	Base Number	Contract	AT	Region	England
% of FP17s for the same patient ID Re-attending within 3 months - Children	0	0	N/A	10.0%	11.5%	11.9%
% of FP17s for the same patient ID Re-attending within 3 months - Adults	22	294	7.5%	14.6%	15.9%	16.0%
% of FP17s for the same patient ID Re-attending between 3 & 9 months - Children	0	0	N/A	59.5%	60.6%	58.3%
% of FP17s for the same patient ID Re-attending between 3 & 9 months - Adults	46	294	15.6%	50.4%	51.6%	50.3%
% of FP17s for Band 1 Urgent Courses	4	399	1.0%	10.1%	9.5%	9.1%
% of FP17s Relating to Free Repair or Replacements	0	399	0.0%	0.9%	0.7%	0.8%
% of FP17s Relating to Continuations	2	399	0.5%	1.1%	1.0%	1.0%
% of Patients satisfied with the dentistry they have received	1	1	N/A	92.0%	92.0%	91.5%
% of Patients satisfied with the time they had to wait for an appointment	1	1	N/A	85.9%	88.1%	87.9%

* This is based on patients treated on this contract for their most recent course of treatment. Figures in italics indicate the base number of FP17s or Patient Questionnaire responses are less than 100. N/A is shown where the base number of responses is less than 10 during the period. % is calculated as Quantity/Base number*100

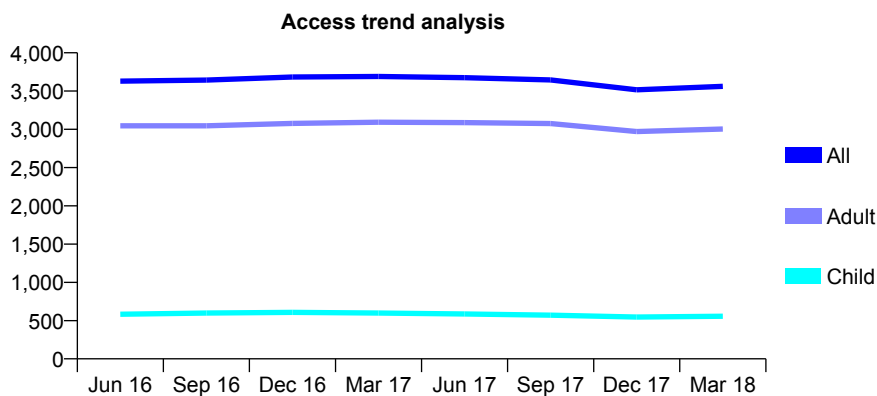
Q66 - Vital Signs At a Glance Contract Report for 725978/0001 - Year end March 2018

Name or company name	MR PJ LE RUEZ
Contract type name	GDS Contract
Purpose of contract	General
Contract start date	01/04/2006
Contract end date	

17/18 Contracted general activity (UDA)	10,100
Carry forward general activity (UDA)	-202
17/18 Contracted orthodontic activity (UOA)	0
Carry forward orthodontic activity (UOA)	0
Baseline contract value	£269,643.63

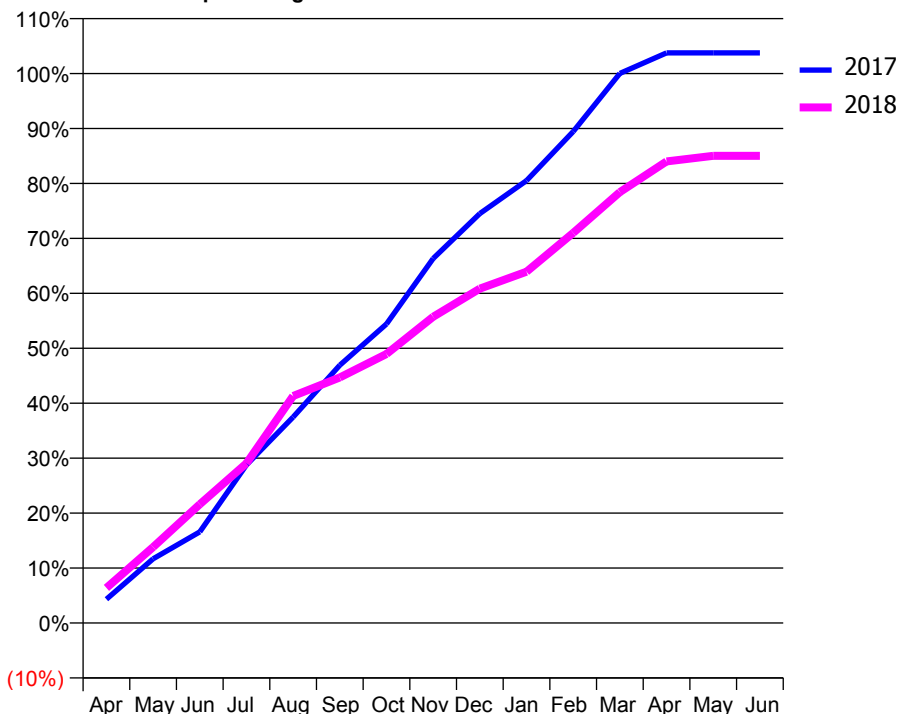
ACCESS*

Patients seen in 24 months	Total	Change since previous quarter
Quarter ending March 2017	3,690	
Quarter ending June 2017	3,675	→
Quarter ending September 2017	3,645	→
Quarter ending December 2017	3,517	↓
Quarter ending March 2018	3,561	→
Variance since March 2017	(3.5%)	↓



ACTIVITY

Cumulative percentage of contracted UDA delivered 2017 & 2018



Month	Adjusted Scheduled Activity (UDA)	
	2017	2018
April	438	646
May	1,180	1,395
June	1,676	2,182
July	2,905	2,934
August	3,785	4,172
September	4,740	4,513
October	5,495	4,945
November	6,699	5,628
December	7,525	6,145
January	8,131	6,458
February	9,033	7,171
March	10,101	7,920
April	10,479	8,485
May	10,479	8,587
June	10,479	8,587

QUALITY

	Quantity	Base Number	Contract	AT	Region	England
% of FP17s for the same patient ID Re-attending within 3 months - Children	36	698	5.2%	10.0%	11.5%	11.9%
% of FP17s for the same patient ID Re-attending within 3 months - Adults	443	3,889	11.4%	14.6%	15.9%	16.0%
% of FP17s for the same patient ID Re-attending between 3 & 9 months - Children	448	698	64.2%	59.5%	60.6%	58.3%
% of FP17s for the same patient ID Re-attending between 3 & 9 months - Adults	2,349	3,889	60.4%	50.4%	51.6%	50.3%
% of FP17s for Band 1 Urgent Courses	381	4,785	8.0%	10.1%	9.5%	9.1%
% of FP17s Relating to Free Repair or Replacements	41	4,785	0.9%	0.9%	0.7%	0.8%
% of FP17s Relating to Continuations	58	4,785	1.2%	1.1%	1.0%	1.0%
% of Patients satisfied with the dentistry they have received	6	6	N/A	92.0%	92.0%	91.5%
% of Patients satisfied with the time they had to wait for an appointment	6	6	N/A	85.9%	88.1%	87.9%

* This is based on patients treated on this contract for their most recent course of treatment. Figures in italics indicate the base number of FP17s or Patient Questionnaire responses are less than 100. N/A is shown where the base number of responses is less than 10 during the period. % is calculated as Quantity/Base number*100

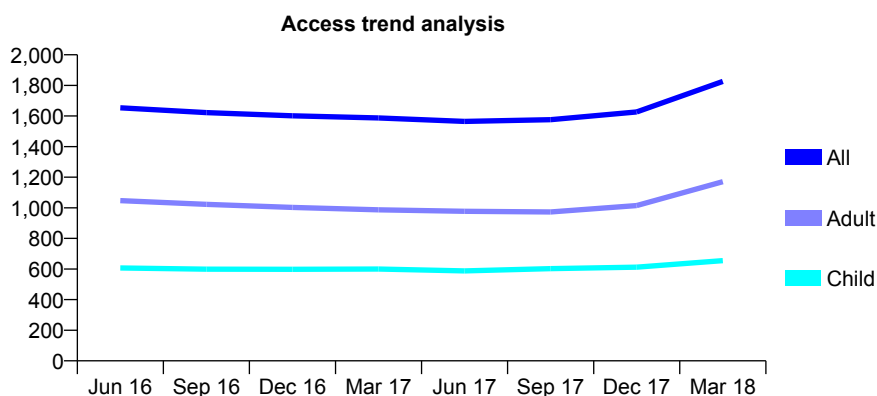
Q66 - Vital Signs At a Glance Contract Report for 736988/0002 - Year end March 2018

Name or company name	MR GR COCKROFT
Contract type name	GDS Contract
Purpose of contract	General
Contract start date	01/04/2006
Contract end date	

17/18 Contracted general activity (UDA)	4,338
Carry forward general activity (UDA)	-14
17/18 Contracted orthodontic activity (UOA)	0
Carry forward orthodontic activity (UOA)	0
Baseline contract value	£108,718.63

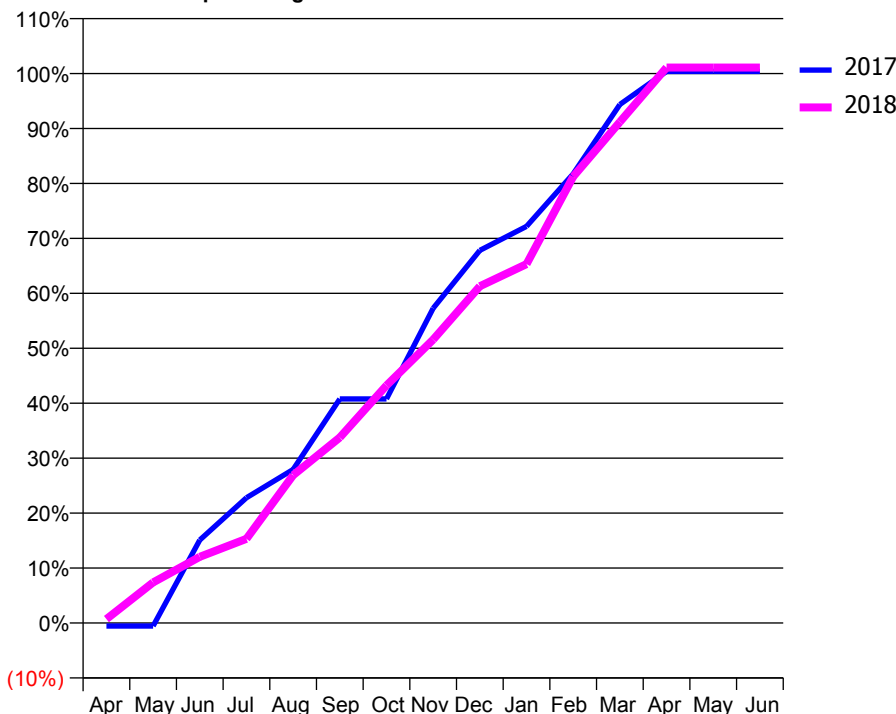
ACCESS*

Patients seen in 24 months	Total	Change since previous quarter
Quarter ending March 2017	1,587	
Quarter ending June 2017	1,565	↓
Quarter ending September 2017	1,576	→
Quarter ending December 2017	1,627	↑
Quarter ending March 2018	1,826	↑
Variance since March 2017	15.1%	↑



ACTIVITY

Cumulative percentage of contracted UDA delivered 2017 & 2018



Month	Adjusted Scheduled Activity (UDA)	
	2017	2018
April	-22	31
May	-22	320
June	580	522
July	875	664
August	1,073	1,167
September	1,565	1,465
October	1,565	1,876
November	2,199	2,238
December	2,603	2,659
January	2,770	2,834
February	3,137	3,524
March	3,622	3,956
April	3,852	4,385
May	3,852	4,385
June	3,852	4,385

QUALITY

	Quantity	Base Number	Contract	AT	Region	England
% of FP17s for the same patient ID Re-attending within 3 months - Children	40	947	4.2%	10.0%	11.5%	11.9%
% of FP17s for the same patient ID Re-attending within 3 months - Adults	92	1,409	6.5%	14.6%	15.9%	16.0%
% of FP17s for the same patient ID Re-attending between 3 & 9 months - Children	612	947	64.6%	59.5%	60.6%	58.3%
% of FP17s for the same patient ID Re-attending between 3 & 9 months - Adults	825	1,409	58.6%	50.4%	51.6%	50.3%
% of FP17s for Band 1 Urgent Courses	6	2,397	0.3%	10.1%	9.5%	9.1%
% of FP17s Relating to Free Repair or Replacements	2	2,397	0.1%	0.9%	0.7%	0.8%
% of FP17s Relating to Continuations	0	2,397	0.0%	1.1%	1.0%	1.0%
% of Patients satisfied with the dentistry they have received	1	1	N/A	92.0%	92.0%	91.5%
% of Patients satisfied with the time they had to wait for an appointment	1	1	N/A	85.9%	88.1%	87.9%

* This is based on patients treated on this contract for their most recent course of treatment. Figures in italics indicate the base number of FP17s or Patient Questionnaire responses are less than 100. N/A is shown where the base number of responses is less than 10 during the period. % is calculated as Quantity/Base number*100

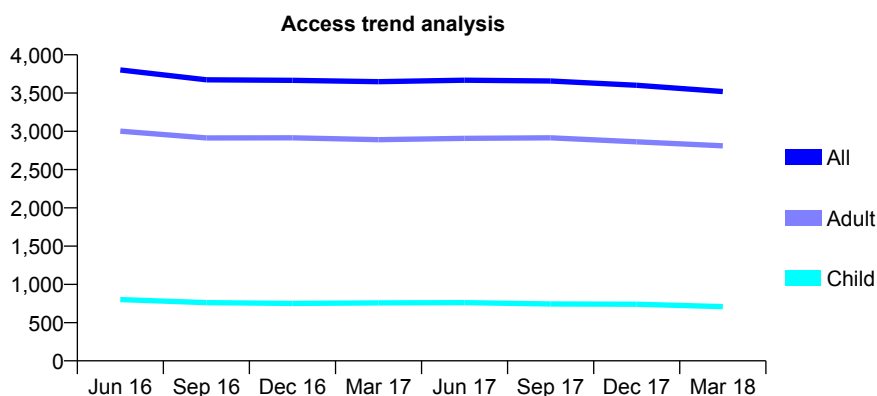
Q66 - Vital Signs At a Glance Contract Report for 738352/0006 - Year end March 2018

Name or company name	MR TR JOHNSON
Contract type name	GDS Contract
Purpose of contract	General
Contract start date	01/08/2008
Contract end date	

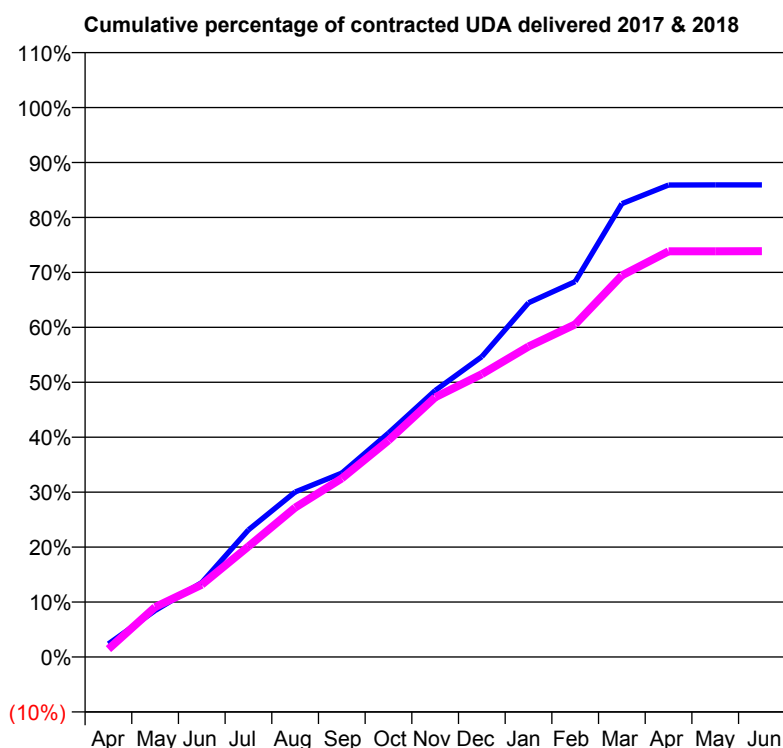
17/18 Contracted general activity (UDA)	10,591
Carry forward general activity (UDA)	0
17/18 Contracted orthodontic activity (UOA)	0
Carry forward orthodontic activity (UOA)	0
Baseline contract value	£230,535.19

ACCESS*

Patients seen in 24 months	Total	Change since previous quarter
Quarter ending March 2017	3,648	
Quarter ending June 2017	3,668	→
Quarter ending September 2017	3,658	→
Quarter ending December 2017	3,601	↓
Quarter ending March 2018	3,519	↓
Variance since March 2017	(3.5%)	↓



ACTIVITY



Month	Adjusted Scheduled Activity (UDA)	
	2017	2018
April	253	154
May	895	964
June	1,434	1,395
July	2,450	2,133
August	3,182	2,879
September	3,547	3,444
October	4,316	4,176
November	5,137	5,004
December	5,790	5,453
January	6,827	5,986
February	7,236	6,410
March	8,736	7,354
April	9,096	7,818
May	9,098	7,820
June	9,098	7,821

QUALITY

	Quantity	Base Number	Contract	AT	Region	England
% of FP17s for the same patient ID Re-attending within 3 months - Children	49	1,088	4.5%	10.0%	11.5%	11.9%
% of FP17s for the same patient ID Re-attending within 3 months - Adults	737	4,369	16.9%	14.6%	15.9%	16.0%
% of FP17s for the same patient ID Re-attending between 3 & 9 months - Children	782	1,088	71.9%	59.5%	60.6%	58.3%
% of FP17s for the same patient ID Re-attending between 3 & 9 months - Adults	2,854	4,369	65.3%	50.4%	51.6%	50.3%
% of FP17s for Band 1 Urgent Courses	422	4,260	9.9%	10.1%	9.5%	9.1%
% of FP17s Relating to Free Repair or Replacements	0	4,260	0.0%	0.9%	0.7%	0.8%
% of FP17s Relating to Continuations	65	4,260	1.5%	1.1%	1.0%	1.0%
% of Patients satisfied with the dentistry they have received	7	8	N/A	92.0%	92.0%	91.5%
% of Patients satisfied with the time they had to wait for an appointment	6	8	N/A	85.9%	88.1%	87.9%

* This is based on patients treated on this contract for their most recent course of treatment. Figures in italics indicate the base number of FP17s or Patient Questionnaire responses are less than 100. N/A is shown where the base number of responses is less than 10 during the period. % is calculated as Quantity/Base number*100

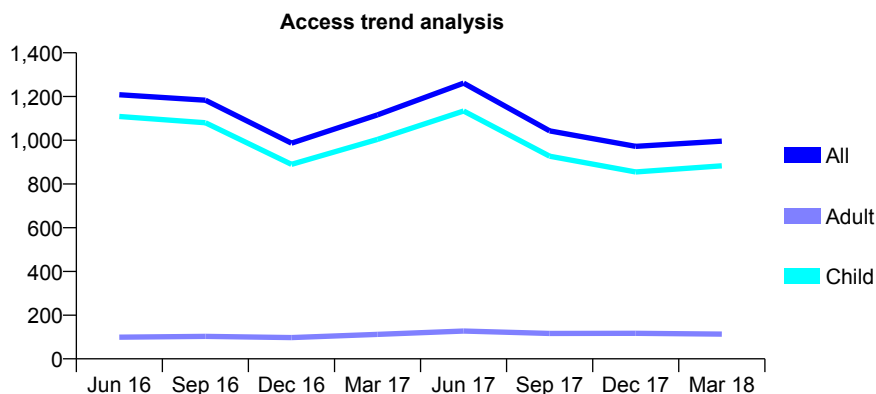
Q66 - Vital Signs At a Glance Contract Report for 738352/0007 - Year end March 2018

Name or company name	MR TR JOHNSON
Contract type name	GDS Contract
Purpose of contract	General
Contract start date	01/05/2014
Contract end date	

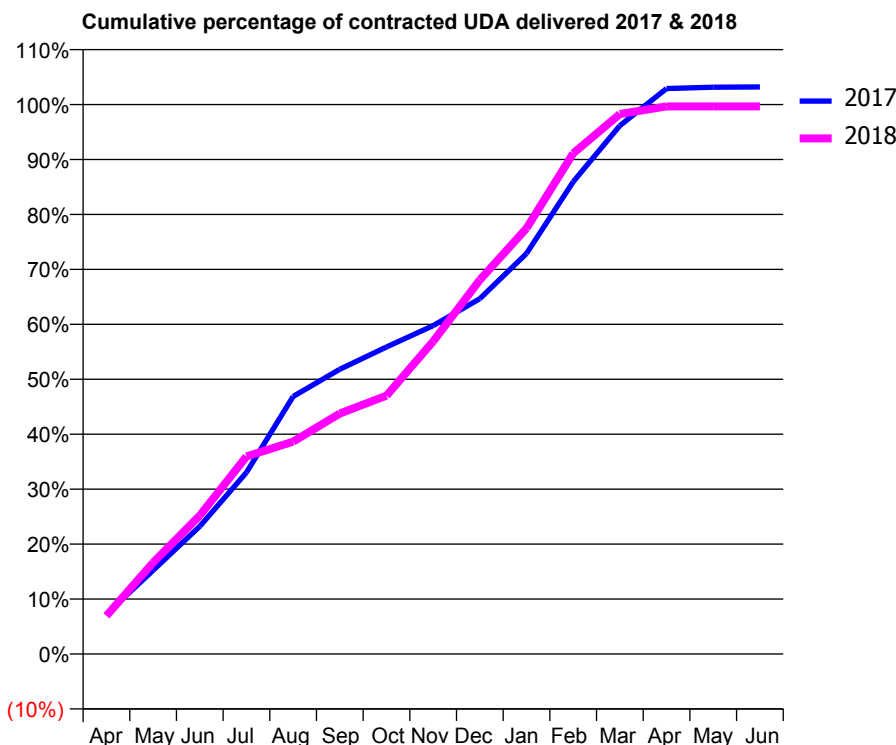
17/18 Contracted general activity (UDA)	2,477
Carry forward general activity (UDA)	-50
17/18 Contracted orthodontic activity (UOA)	0
Carry forward orthodontic activity (UOA)	0
Baseline contract value	£53,784.62

ACCESS*

Patients seen in 24 months	Total	Change since previous quarter
Quarter ending March 2017	1,116	
Quarter ending June 2017	1,261	↑
Quarter ending September 2017	1,043	↓
Quarter ending December 2017	972	↓
Quarter ending March 2018	996	↑
Variance since March 2017	(10.8%)	↓



ACTIVITY



Month	Adjusted Scheduled Activity (UDA)	
	2017	2018
April	180	172
May	377	412
June	576	624
July	818	890
August	1,161	957
September	1,284	1,084
October	1,384	1,165
November	1,480	1,409
December	1,601	1,686
January	1,805	1,919
February	2,129	2,257
March	2,382	2,434
April	2,549	2,468
May	2,555	2,468
June	2,556	2,468

QUALITY

	Quantity	Base Number	Contract	AT	Region	England
% of FP17s for the same patient ID Re-attending within 3 months - Children	112	1,661	6.7%	10.0%	11.5%	11.9%
% of FP17s for the same patient ID Re-attending within 3 months - Adults	1	29	3.4%	14.6%	15.9%	16.0%
% of FP17s for the same patient ID Re-attending between 3 & 9 months - Children	916	1,661	55.1%	59.5%	60.6%	58.3%
% of FP17s for the same patient ID Re-attending between 3 & 9 months - Adults	3	29	10.3%	50.4%	51.6%	50.3%
% of FP17s for Band 1 Urgent Courses	31	1,639	1.9%	10.1%	9.5%	9.1%
% of FP17s Relating to Free Repair or Replacements	0	1,639	0.0%	0.9%	0.7%	0.8%
% of FP17s Relating to Continuations	0	1,639	0.0%	1.1%	1.0%	1.0%
% of Patients satisfied with the dentistry they have received	1	1	N/A	92.0%	92.0%	91.5%
% of Patients satisfied with the time they had to wait for an appointment	1	1	N/A	85.9%	88.1%	87.9%

* This is based on patients treated on this contract for their most recent course of treatment. Figures in italics indicate the base number of FP17s or Patient Questionnaire responses are less than 100. N/A is shown where the base number of responses is less than 10 during the period. % is calculated as Quantity/Base number*100

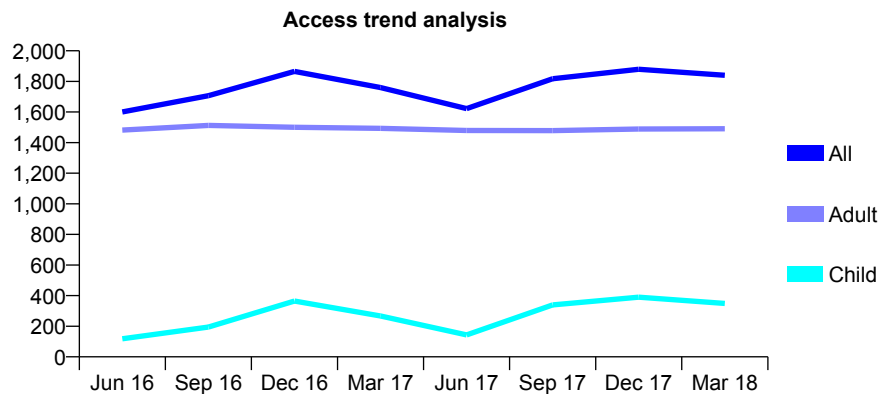
Q66 - Vital Signs At a Glance Contract Report for 738352/0008 - Year end March 2018

Name or company name	MR TR JOHNSON
Contract type name	GDS Contract
Purpose of contract	General
Contract start date	01/05/2014
Contract end date	

17/18 Contracted general activity (UDA)	6,700
Carry forward general activity (UDA)	0
17/18 Contracted orthodontic activity (UOA)	0
Carry forward orthodontic activity (UOA)	0
Baseline contract value	£206,234.28

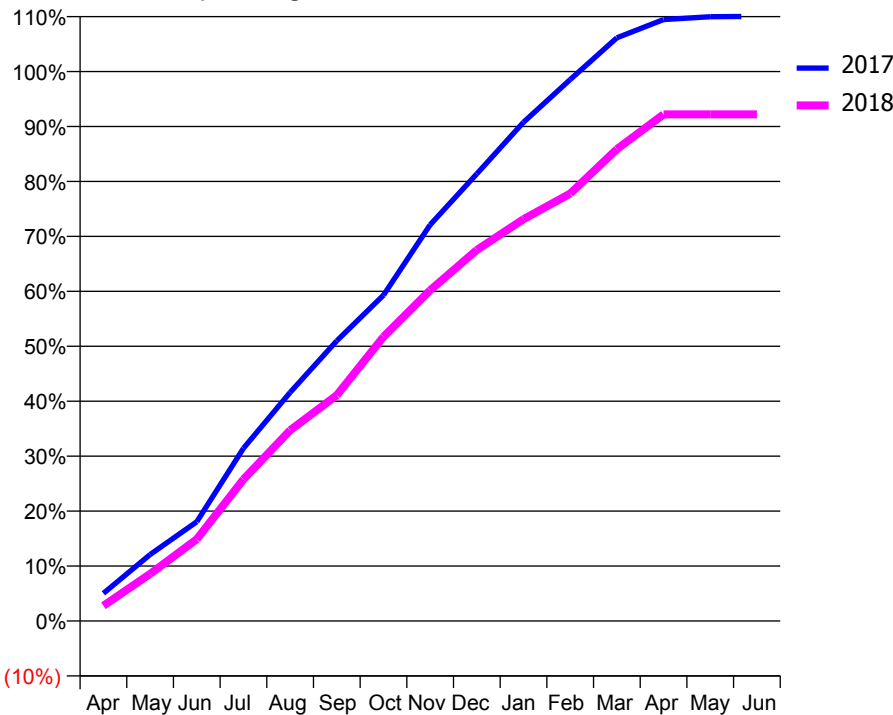
ACCESS*

Patients seen in 24 months	Total	Change since previous quarter
Quarter ending March 2017	1,760	
Quarter ending June 2017	1,622	↓
Quarter ending September 2017	1,817	↑
Quarter ending December 2017	1,879	↑
Quarter ending March 2018	1,840	↓
Variance since March 2017	4.5%	↑



ACTIVITY

Cumulative percentage of contracted UDA delivered 2017 & 2018



Month	Adjusted Scheduled Activity (UDA)	
	2017	2018
April	302	186
May	726	574
June	1,085	998
July	1,886	1,727
August	2,496	2,327
September	3,060	2,753
October	3,558	3,466
November	4,326	4,033
December	4,883	4,524
January	5,447	4,899
February	5,913	5,212
March	6,368	5,753
April	6,567	6,177
May	6,598	6,177
June	6,603	6,177

QUALITY

	Quantity	Base Number	Contract	AT	Region	England
% of FP17s for the same patient ID Re-attending within 3 months - Children	29	550	5.3%	10.0%	11.5%	11.9%
% of FP17s for the same patient ID Re-attending within 3 months - Adults	386	2,337	16.5%	14.6%	15.9%	16.0%
% of FP17s for the same patient ID Re-attending between 3 & 9 months - Children	140	550	25.5%	59.5%	60.6%	58.3%
% of FP17s for the same patient ID Re-attending between 3 & 9 months - Adults	1,390	2,337	59.5%	50.4%	51.6%	50.3%
% of FP17s for Band 1 Urgent Courses	180	3,007	6.0%	10.1%	9.5%	9.1%
% of FP17s Relating to Free Repair or Replacements	65	3,007	2.2%	0.9%	0.7%	0.8%
% of FP17s Relating to Continuations	45	3,007	1.5%	1.1%	1.0%	1.0%
% of Patients satisfied with the dentistry they have received	5	6	N/A	92.0%	92.0%	91.5%
% of Patients satisfied with the time they had to wait for an appointment	6	6	N/A	85.9%	88.1%	87.9%

* This is based on patients treated on this contract for their most recent course of treatment. Figures in italics indicate the base number of FP17s or Patient Questionnaire responses are less than 100. N/A is shown where the base number of responses is less than 10 during the period. % is calculated as Quantity/Base number*100

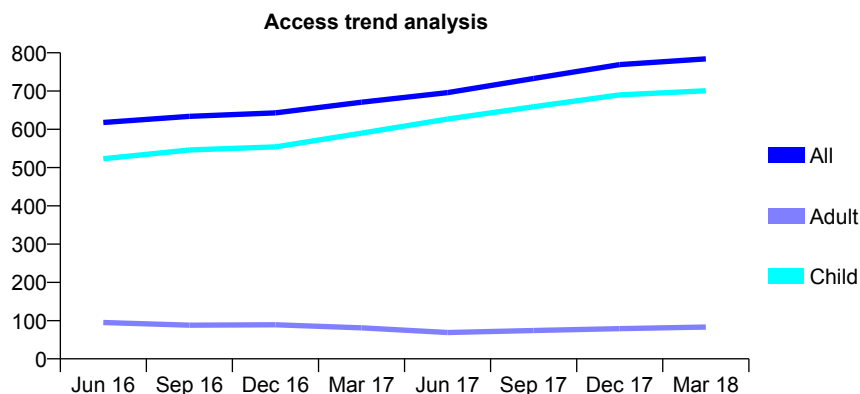
Q66 - Vital Signs At a Glance Contract Report for 738964/0001 - Year end March 2018

Name or company name	MR PA BALDWIN
Contract type name	GDS Contract
Purpose of contract	General and Orthodontic
Contract start date	01/06/2014
Contract end date	

17/18 Contracted general activity (UDA)	1,815
Carry forward general activity (UDA)	0
17/18 Contracted orthodontic activity (UOA)	250
Carry forward orthodontic activity (UOA)	0
Baseline contract value	£62,148.04

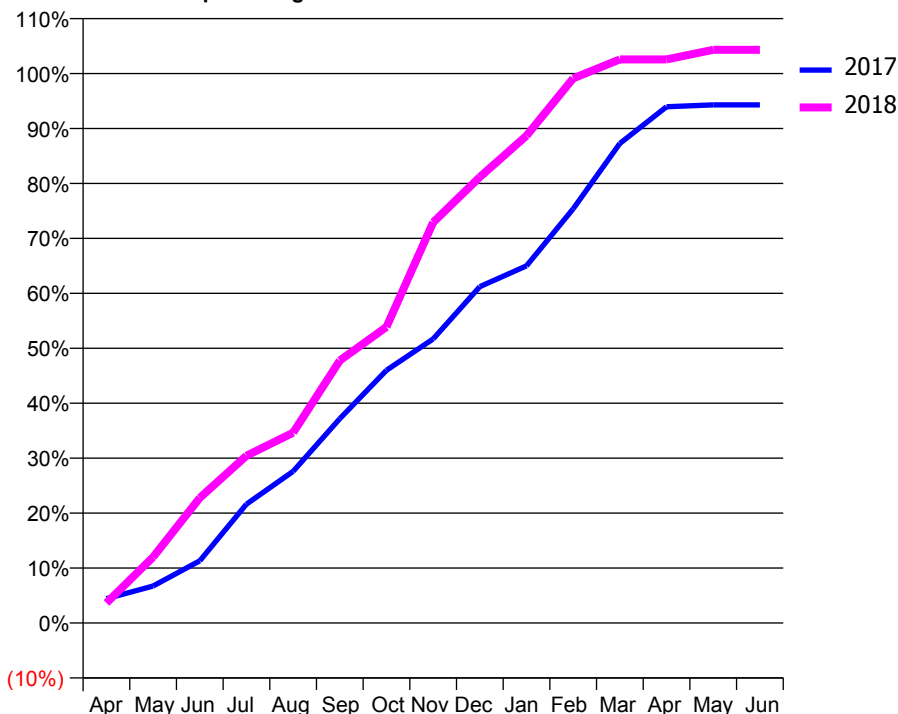
ACCESS*

Patients seen in 24 months	Total	Change since previous quarter
Quarter ending March 2017	671	
Quarter ending June 2017	696	↑
Quarter ending September 2017	733	↑
Quarter ending December 2017	769	↑
Quarter ending March 2018	784	→
Variance since March 2017	16.8%	↑



ACTIVITY

Cumulative percentage of contracted UDA delivered 2017 & 2018



Month	Adjusted Scheduled Activity (UDA)	
	2017	2018
April	80	66
May	122	218
June	206	413
July	393	552
August	501	629
September	675	867
October	835	978
November	938	1,323
December	1,111	1,473
January	1,180	1,610
February	1,368	1,799
March	1,584	1,862
April	1,705	1,862
May	1,711	1,893
June	1,711	1,893

QUALITY

	Quantity	Base Number	Contract	AT	Region	England
% of FP17s for the same patient ID Re-attending within 3 months - Children	136	1,211	11.2%	10.0%	11.5%	11.9%
% of FP17s for the same patient ID Re-attending within 3 months - Adults	4	37	10.8%	14.6%	15.9%	16.0%
% of FP17s for the same patient ID Re-attending between 3 & 9 months - Children	743	1,211	61.4%	59.5%	60.6%	58.3%
% of FP17s for the same patient ID Re-attending between 3 & 9 months - Adults	28	37	75.7%	50.4%	51.6%	50.3%
% of FP17s for Band 1 Urgent Courses	46	1,154	4.0%	10.1%	9.5%	9.1%
% of FP17s Relating to Free Repair or Replacements	0	1,154	0.0%	0.9%	0.7%	0.8%
% of FP17s Relating to Continuations	0	1,154	0.0%	1.1%	1.0%	1.0%
% of Patients satisfied with the dentistry they have received	1	1	N/A	92.0%	92.0%	91.5%
% of Patients satisfied with the time they had to wait for an appointment	1	1	N/A	85.9%	88.1%	87.9%

* This is based on patients treated on this contract for their most recent course of treatment. Figures in italics indicate the base number of FP17s or Patient Questionnaire responses are less than 100. N/A is shown where the base number of responses is less than 10 during the period. % is calculated as Quantity/Base number*100

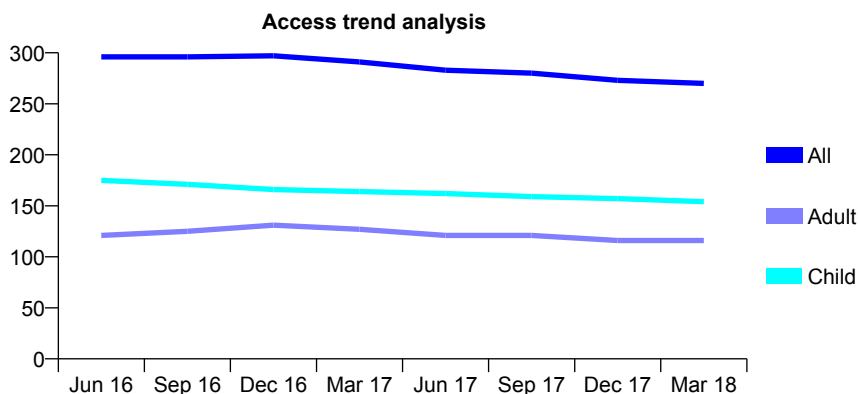
Q66 - Vital Signs At a Glance Contract Report for 745502/0001 - Year end March 2018

Name or company name	The Manor House Dental Practice
Contract type name	GDS Contract
Purpose of contract	General
Contract start date	01/04/2006
Contract end date	

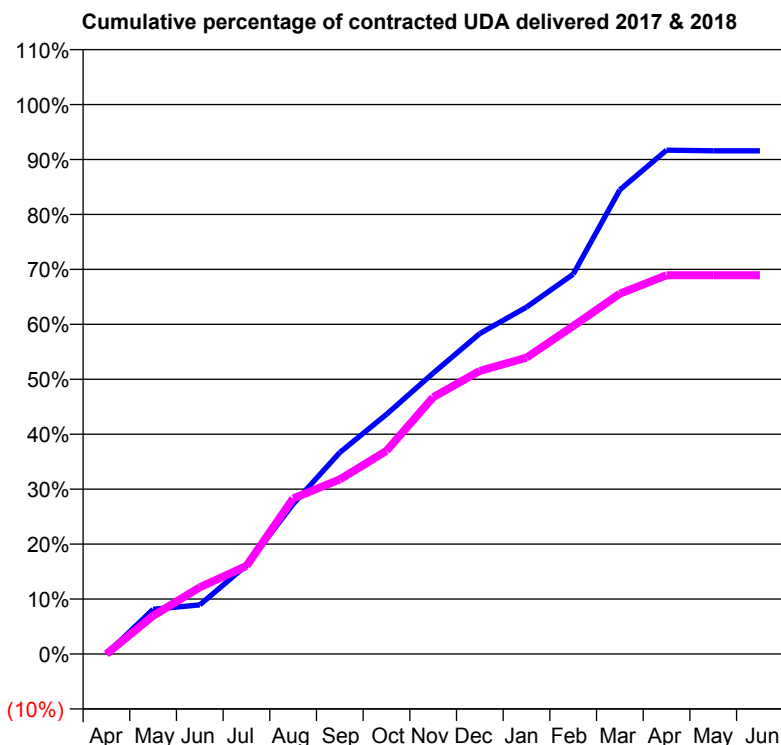
17/18 Contracted general activity (UDA)	749
Carry forward general activity (UDA)	0
17/18 Contracted orthodontic activity (UOA)	0
Carry forward orthodontic activity (UOA)	0
Baseline contract value	£20,230.20

ACCESS*

Patients seen in 24 months	Total	Change since previous quarter
Quarter ending March 2017	291	
Quarter ending June 2017	283	↓
Quarter ending September 2017	280	↓
Quarter ending December 2017	273	↓
Quarter ending March 2018	270	↓
Variance since March 2017	(7.2%)	↓



ACTIVITY



Month	Adjusted Scheduled Activity (UDA)	
	2017	2018
April	0	0
May	61	52
June	67	91
July	121	120
August	204	212
September	275	238
October	327	277
November	383	350
December	437	386
January	473	404
February	518	447
March	633	491
April	687	516
May	686	516
June	686	516

QUALITY

	Quantity	Base Number	Contract	AT	Region	England
% of FP17s for the same patient ID Re-attending within 3 months - Children	7	306	2.3%	10.0%	11.5%	11.9%
% of FP17s for the same patient ID Re-attending within 3 months - Adults	4	130	3.1%	14.6%	15.9%	16.0%
% of FP17s for the same patient ID Re-attending between 3 & 9 months - Children	253	306	82.7%	59.5%	60.6%	58.3%
% of FP17s for the same patient ID Re-attending between 3 & 9 months - Adults	90	130	69.2%	50.4%	51.6%	50.3%
% of FP17s for Band 1 Urgent Courses	1	417	0.2%	10.1%	9.5%	9.1%
% of FP17s Relating to Free Repair or Replacements	0	417	0.0%	0.9%	0.7%	0.8%
% of FP17s Relating to Continuations	0	417	0.0%	1.1%	1.0%	1.0%
% of Patients satisfied with the dentistry they have received	0	0	N/A	92.0%	92.0%	91.5%
% of Patients satisfied with the time they had to wait for an appointment	0	0	N/A	85.9%	88.1%	87.9%

* This is based on patients treated on this contract for their most recent course of treatment. Figures in italics indicate the base number of FP17s or Patient Questionnaire responses are less than 100. N/A is shown where the base number of responses is less than 10 during the period. % is calculated as Quantity/Base number*100

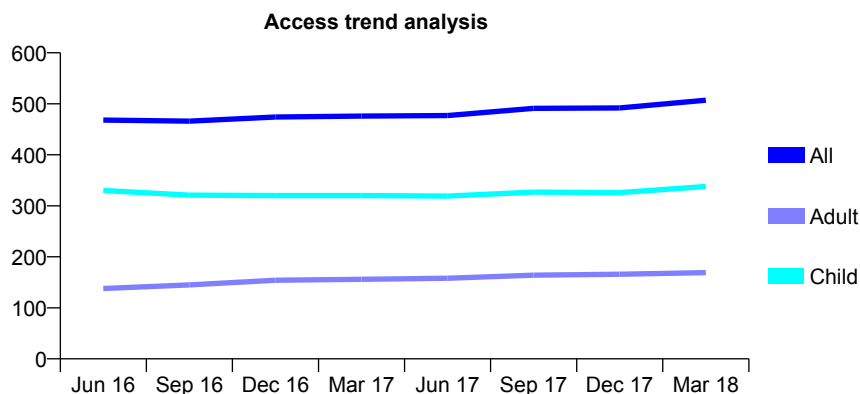
Q66 - Vital Signs At a Glance Contract Report for 745731/0001 - Year end March 2018

Name or company name	MR MW BRAY
Contract type name	GDS Contract
Purpose of contract	General
Contract start date	01/04/2006
Contract end date	

17/18 Contracted general activity (UDA)	962
Carry forward general activity (UDA)	0
17/18 Contracted orthodontic activity (UOA)	0
Carry forward orthodontic activity (UOA)	0
Baseline contract value	£28,310.08

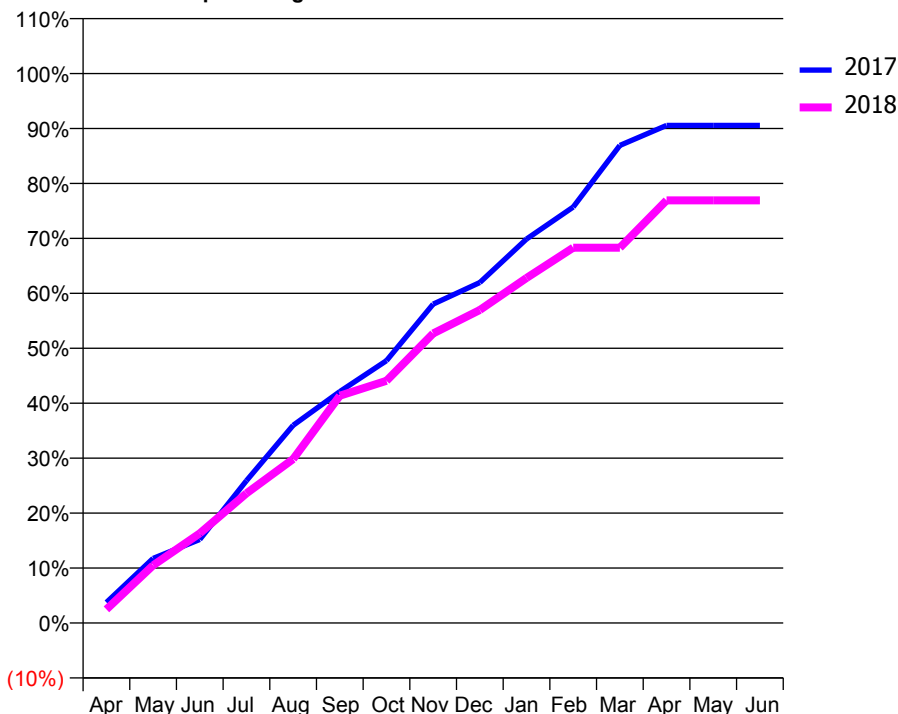
ACCESS*

Patients seen in 24 months	Total	Change since previous quarter
Quarter ending March 2017	476	
Quarter ending June 2017	477	→
Quarter ending September 2017	491	↑
Quarter ending December 2017	492	→
Quarter ending March 2018	507	↑
Variance since March 2017	6.5%	↑



ACTIVITY

Cumulative percentage of contracted UDA delivered 2017 & 2018



Month	Adjusted Scheduled Activity (UDA)	
	2017	2018
April	36	24
May	113	101
June	146	157
July	249	227
August	346	287
September	405	398
October	459	424
November	558	507
December	596	548
January	672	604
February	728	657
March	836	657
April	871	740
May	871	740
June	871	740

QUALITY

	Quantity	Base Number	Contract	AT	Region	England
% of FP17s for the same patient ID Re-attending within 3 months - Children	11	473	2.3%	10.0%	11.5%	11.9%
% of FP17s for the same patient ID Re-attending within 3 months - Adults	7	146	4.8%	14.6%	15.9%	16.0%
% of FP17s for the same patient ID Re-attending between 3 & 9 months - Children	351	473	74.2%	59.5%	60.6%	58.3%
% of FP17s for the same patient ID Re-attending between 3 & 9 months - Adults	85	146	58.2%	50.4%	51.6%	50.3%
% of FP17s for Band 1 Urgent Courses	0	670	0.0%	10.1%	9.5%	9.1%
% of FP17s Relating to Free Repair or Replacements	0	670	0.0%	0.9%	0.7%	0.8%
% of FP17s Relating to Continuations	4	670	0.6%	1.1%	1.0%	1.0%
% of Patients satisfied with the dentistry they have received	0	0	N/A	92.0%	92.0%	91.5%
% of Patients satisfied with the time they had to wait for an appointment	0	0	N/A	85.9%	88.1%	87.9%

* This is based on patients treated on this contract for their most recent course of treatment. Figures in italics indicate the base number of FP17s or Patient Questionnaire responses are less than 100. N/A is shown where the base number of responses is less than 10 during the period. % is calculated as Quantity/Base number*100

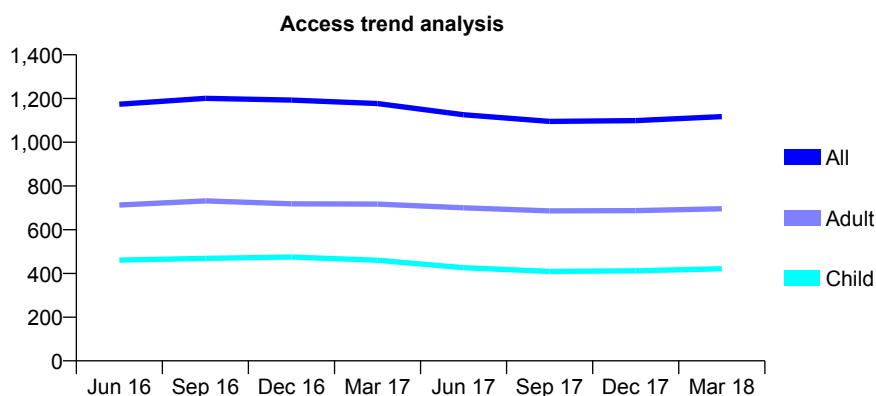
Q66 - Vital Signs At a Glance Contract Report for 749699/0001 - Year end March 2018

Name or company name	MR AF KING
Contract type name	GDS Contract
Purpose of contract	General
Contract start date	01/04/2006
Contract end date	

17/18 Contracted general activity (UDA)	1,300
Carry forward general activity (UDA)	-26
17/18 Contracted orthodontic activity (UOA)	0
Carry forward orthodontic activity (UOA)	0
Baseline contract value	£35,283.91

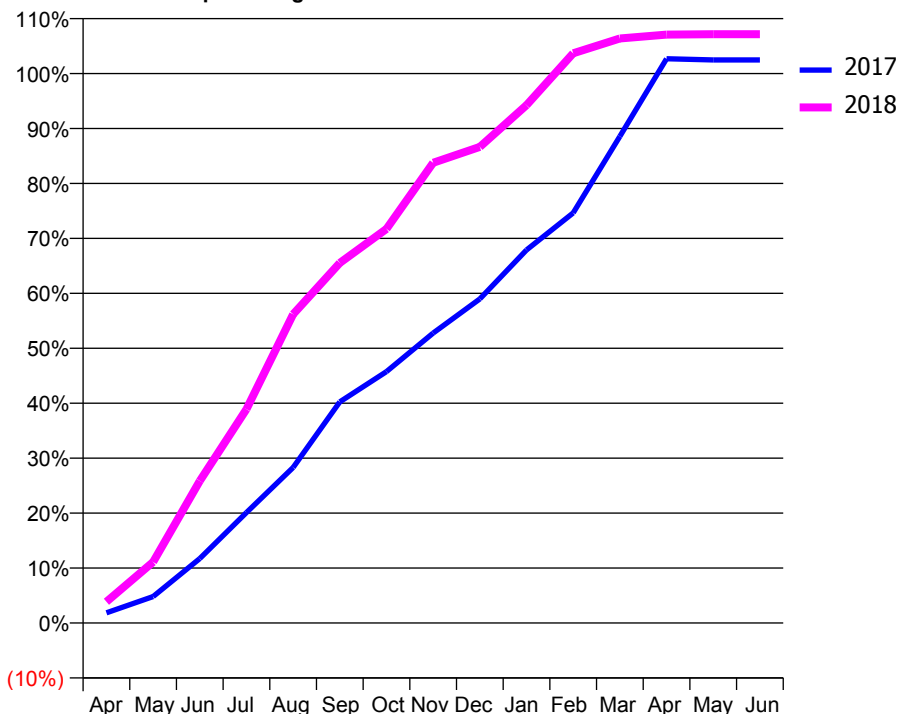
ACCESS*

Patients seen in 24 months	Total	Change since previous quarter
Quarter ending March 2017	1,177	
Quarter ending June 2017	1,126	↓
Quarter ending September 2017	1,095	↓
Quarter ending December 2017	1,099	→
Quarter ending March 2018	1,117	→
Variance since March 2017	(5.1%)	↓



ACTIVITY

Cumulative percentage of contracted UDA delivered 2017 & 2018



Month	Adjusted Scheduled Activity (UDA)	
	2017	2018
April	24	50
May	63	144
June	153	336
July	261	506
August	368	730
September	523	852
October	595	932
November	686	1,089
December	767	1,126
January	883	1,225
February	970	1,348
March	1,151	1,383
April	1,335	1,392
May	1,332	1,393
June	1,332	1,393

QUALITY

	Quantity	Base Number	Contract	AT	Region	England
% of FP17s for the same patient ID Re-attending within 3 months - Children	49	687	7.1%	10.0%	11.5%	11.9%
% of FP17s for the same patient ID Re-attending within 3 months - Adults	92	857	10.7%	14.6%	15.9%	16.0%
% of FP17s for the same patient ID Re-attending between 3 & 9 months - Children	408	687	59.4%	59.5%	60.6%	58.3%
% of FP17s for the same patient ID Re-attending between 3 & 9 months - Adults	367	857	42.8%	50.4%	51.6%	50.3%
% of FP17s for Band 1 Urgent Courses	74	788	9.4%	10.1%	9.5%	9.1%
% of FP17s Relating to Free Repair or Replacements	6	788	0.8%	0.9%	0.7%	0.8%
% of FP17s Relating to Continuations	0	788	0.0%	1.1%	1.0%	1.0%
% of Patients satisfied with the dentistry they have received	2	2	N/A	92.0%	92.0%	91.5%
% of Patients satisfied with the time they had to wait for an appointment	1	2	N/A	85.9%	88.1%	87.9%

* This is based on patients treated on this contract for their most recent course of treatment. Figures in italics indicate the base number of FP17s or Patient Questionnaire responses are less than 100. N/A is shown where the base number of responses is less than 10 during the period. % is calculated as Quantity/Base number*100

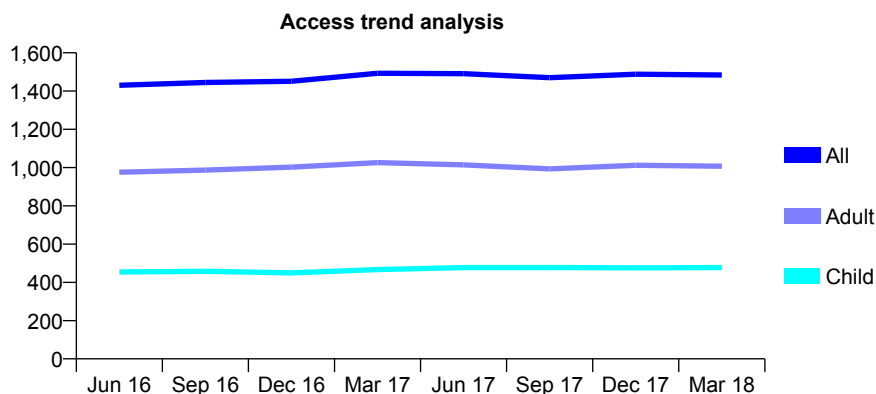
Q66 - Vital Signs At a Glance Contract Report for 752029/0002 - Year end March 2018

Name or company name	MR PD JINKS
Contract type name	GDS Contract
Purpose of contract	General
Contract start date	01/04/2011
Contract end date	

17/18 Contracted general activity (UDA)	4,699
Carry forward general activity (UDA)	0
17/18 Contracted orthodontic activity (UOA)	0
Carry forward orthodontic activity (UOA)	0
Baseline contract value	£130,779.14

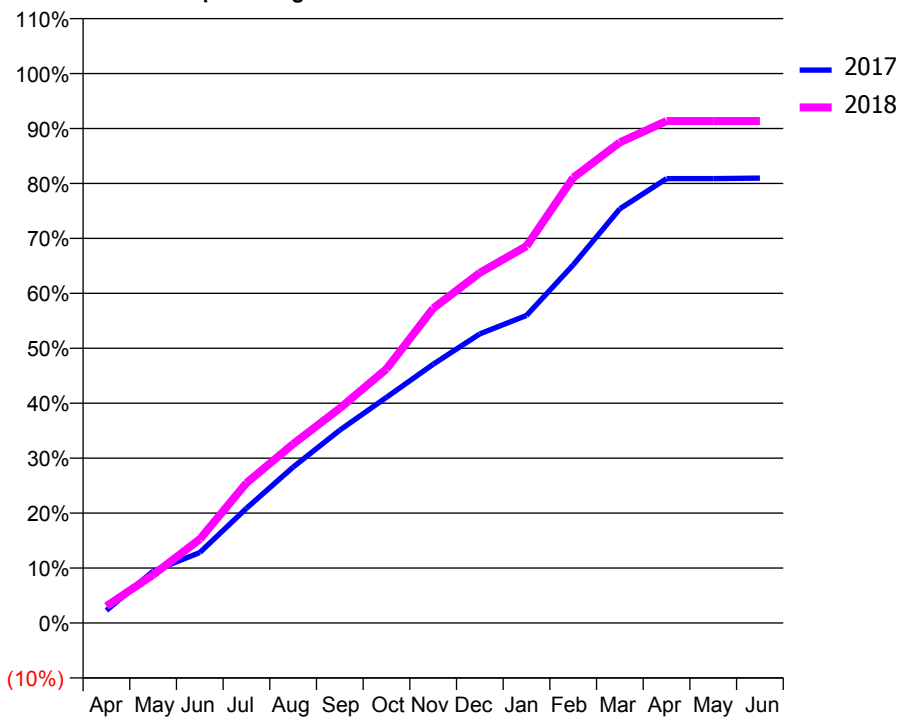
ACCESS*

Patients seen in 24 months	Total	Change since previous quarter
Quarter ending March 2017	1,493	
Quarter ending June 2017	1,491	→
Quarter ending September 2017	1,470	↓
Quarter ending December 2017	1,488	→
Quarter ending March 2018	1,484	→
Variance since March 2017	(0.6%)	→



ACTIVITY

Cumulative percentage of contracted UDA delivered 2017 & 2018



Month	Adjusted Scheduled Activity (UDA)	
	2017	2018
April	129	144
May	529	412
June	720	716
July	1,171	1,197
August	1,593	1,531
September	1,970	1,837
October	2,304	2,173
November	2,642	2,690
December	2,953	2,995
January	3,140	3,223
February	3,656	3,809
March	4,229	4,110
April	4,537	4,293
May	4,537	4,293
June	4,543	4,293

QUALITY

	Quantity	Base Number	Contract	AT	Region	England
% of FP17s for the same patient ID Re-attending within 3 months - Children	38	642	5.9%	10.0%	11.5%	11.9%
% of FP17s for the same patient ID Re-attending within 3 months - Adults	231	1,404	16.5%	14.6%	15.9%	16.0%
% of FP17s for the same patient ID Re-attending between 3 & 9 months - Children	342	642	53.3%	59.5%	60.6%	58.3%
% of FP17s for the same patient ID Re-attending between 3 & 9 months - Adults	808	1,404	57.5%	50.4%	51.6%	50.3%
% of FP17s for Band 1 Urgent Courses	62	2,006	3.1%	10.1%	9.5%	9.1%
% of FP17s Relating to Free Repair or Replacements	13	2,006	0.6%	0.9%	0.7%	0.8%
% of FP17s Relating to Continuations	85	2,006	4.2%	1.1%	1.0%	1.0%
% of Patients satisfied with the dentistry they have received	3	3	N/A	92.0%	92.0%	91.5%
% of Patients satisfied with the time they had to wait for an appointment	2	3	N/A	85.9%	88.1%	87.9%

* This is based on patients treated on this contract for their most recent course of treatment. Figures in italics indicate the base number of FP17s or Patient Questionnaire responses are less than 100. N/A is shown where the base number of responses is less than 10 during the period. % is calculated as Quantity/Base number*100

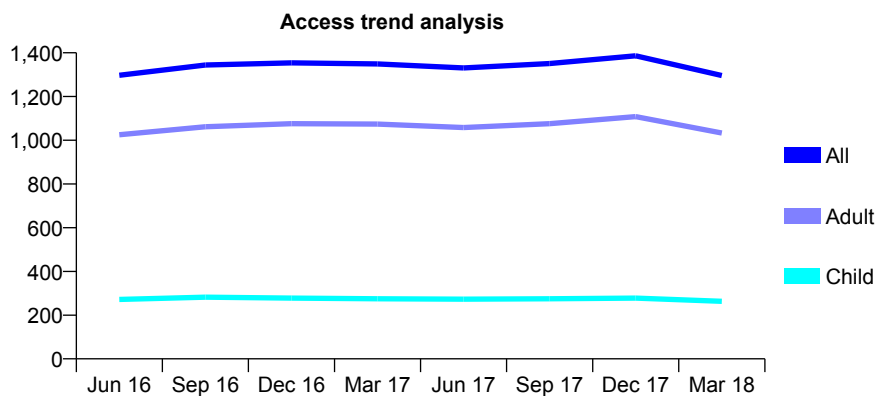
Q66 - Vital Signs At a Glance Contract Report for 753785/0001 - Year end March 2018

Name or company name	MR RJ PRINGLE
Contract type name	GDS Contract
Purpose of contract	General
Contract start date	01/04/2006
Contract end date	

17/18 Contracted general activity (UDA)	3,427
Carry forward general activity (UDA)	-30
17/18 Contracted orthodontic activity (UOA)	0
Carry forward orthodontic activity (UOA)	0
Baseline contract value	£91,690.69

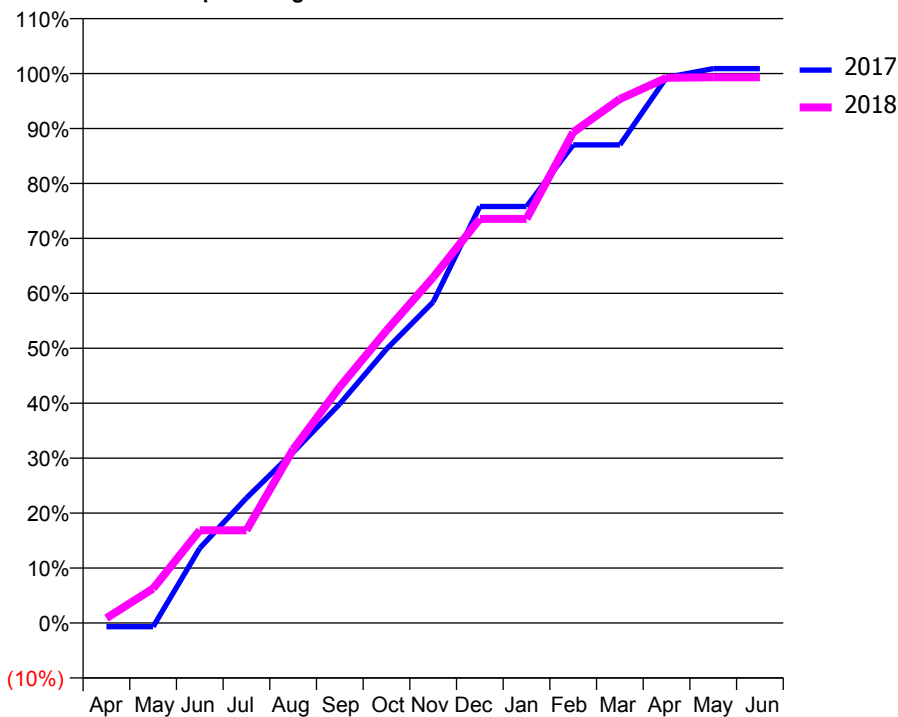
ACCESS*

Patients seen in 24 months	Total	Change since previous quarter
Quarter ending March 2017	1,349	
Quarter ending June 2017	1,331	↓
Quarter ending September 2017	1,351	→
Quarter ending December 2017	1,386	↑
Quarter ending March 2018	1,296	↓
Variance since March 2017	(3.9%)	↓



ACTIVITY

Cumulative percentage of contracted UDA delivered 2017 & 2018



Month	Adjusted Scheduled Activity (UDA)	
	2017	2018
April	-24	30
May	-24	215
June	467	578
July	780	578
August	1,065	1,083
September	1,367	1,472
October	1,708	1,824
November	2,002	2,156
December	2,598	2,520
January	2,598	2,520
February	2,982	3,061
March	2,982	3,268
April	3,403	3,400
May	3,457	3,403
June	3,457	3,403

QUALITY

	Quantity	Base Number	Contract	AT	Region	England
% of FP17s for the same patient ID Re-attending within 3 months - Children	17	427	4.0%	10.0%	11.5%	11.9%
% of FP17s for the same patient ID Re-attending within 3 months - Adults	219	1,720	12.7%	14.6%	15.9%	16.0%
% of FP17s for the same patient ID Re-attending between 3 & 9 months - Children	228	427	53.4%	59.5%	60.6%	58.3%
% of FP17s for the same patient ID Re-attending between 3 & 9 months - Adults	786	1,720	45.7%	50.4%	51.6%	50.3%
% of FP17s for Band 1 Urgent Courses	231	1,973	11.7%	10.1%	9.5%	9.1%
% of FP17s Relating to Free Repair or Replacements	5	1,973	0.3%	0.9%	0.7%	0.8%
% of FP17s Relating to Continuations	15	1,973	0.8%	1.1%	1.0%	1.0%
% of Patients satisfied with the dentistry they have received	0	0	N/A	92.0%	92.0%	91.5%
% of Patients satisfied with the time they had to wait for an appointment	0	0	N/A	85.9%	88.1%	87.9%

* This is based on patients treated on this contract for their most recent course of treatment. Figures in italics indicate the base number of FP17s or Patient Questionnaire responses are less than 100. N/A is shown where the base number of responses is less than 10 during the period. % is calculated as Quantity/Base number*100

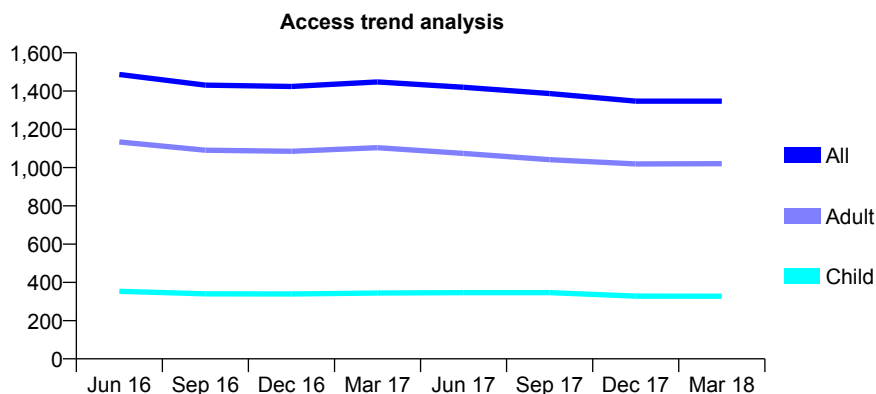
Q66 - Vital Signs At a Glance Contract Report for 753793/0001 - Year end March 2018

Name or company name	MISS KA BABOS
Contract type name	GDS Contract
Purpose of contract	General
Contract start date	01/04/2006
Contract end date	

17/18 Contracted general activity (UDA)	4,500
Carry forward general activity (UDA)	0
17/18 Contracted orthodontic activity (UOA)	0
Carry forward orthodontic activity (UOA)	0
Baseline contract value	£135,624.16

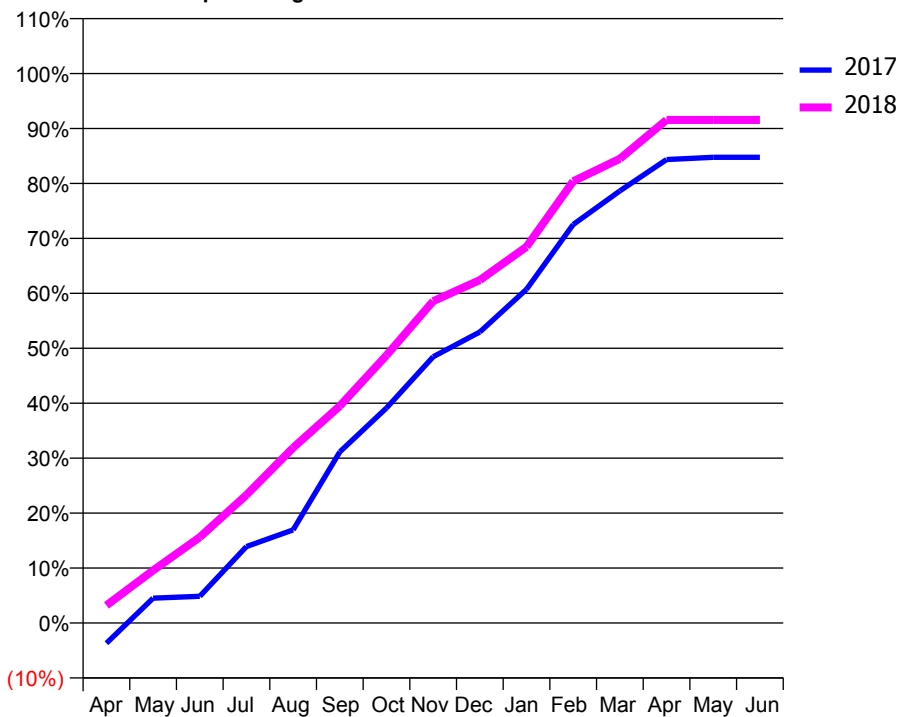
ACCESS*

Patients seen in 24 months	Total	Change since previous quarter
Quarter ending March 2017	1,448	
Quarter ending June 2017	1,420	↓
Quarter ending September 2017	1,387	↓
Quarter ending December 2017	1,347	↓
Quarter ending March 2018	1,347	→
Variance since March 2017	(7.0%)	↓



ACTIVITY

Cumulative percentage of contracted UDA delivered 2017 & 2018



Adjusted Scheduled Activity (UDA)

Month	2017	2018
April	-166	145
May	204	431
June	219	702
July	627	1,049
August	763	1,435
September	1,401	1,777
October	1,760	2,192
November	2,180	2,636
December	2,384	2,808
January	2,733	3,082
February	3,263	3,618
March	3,539	3,802
April	3,795	4,119
May	3,814	4,119
June	3,814	4,119

QUALITY

	Quantity	Base Number	Contract	AT	Region	England
% of FP17s for the same patient ID Re-attending within 3 months - Children	24	350	6.9%	10.0%	11.5%	11.9%
% of FP17s for the same patient ID Re-attending within 3 months - Adults	265	1,164	22.8%	14.6%	15.9%	16.0%
% of FP17s for the same patient ID Re-attending between 3 & 9 months - Children	112	350	32.0%	59.5%	60.6%	58.3%
% of FP17s for the same patient ID Re-attending between 3 & 9 months - Adults	318	1,164	27.3%	50.4%	51.6%	50.3%
% of FP17s for Band 1 Urgent Courses	288	1,507	19.1%	10.1%	9.5%	9.1%
% of FP17s Relating to Free Repair or Replacements	6	1,507	0.4%	0.9%	0.7%	0.8%
% of FP17s Relating to Continuations	14	1,507	0.9%	1.1%	1.0%	1.0%
% of Patients satisfied with the dentistry they have received	1	1	N/A	92.0%	92.0%	91.5%
% of Patients satisfied with the time they had to wait for an appointment	1	1	N/A	85.9%	88.1%	87.9%

* This is based on patients treated on this contract for their most recent course of treatment. Figures in italics indicate the base number of FP17s or Patient Questionnaire responses are less than 100. N/A is shown where the base number of responses is less than 10 during the period. % is calculated as Quantity/Base number*100

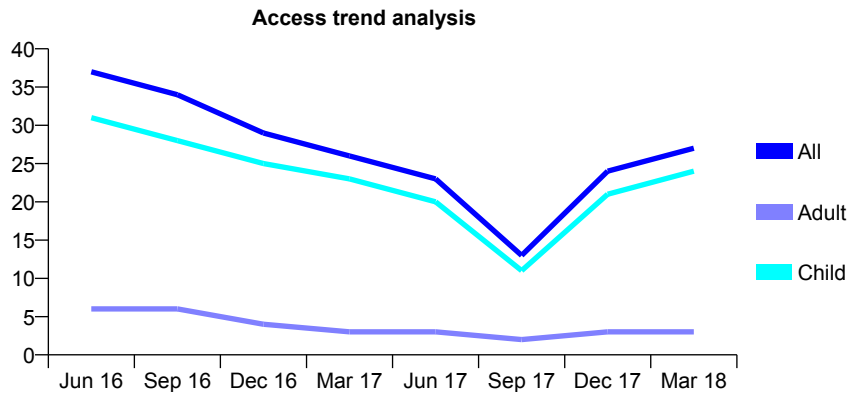
Q66 - Vital Signs At a Glance Contract Report for 762148/0001 - Year end March 2018

Name or company name	MR V MIRZAYAN
Contract type name	GDS Contract
Purpose of contract	General
Contract start date	01/04/2006
Contract end date	

17/18 Contracted general activity (UDA)	92
Carry forward general activity (UDA)	0
17/18 Contracted orthodontic activity (UOA)	0
Carry forward orthodontic activity (UOA)	0
Baseline contract value	£2,776.86

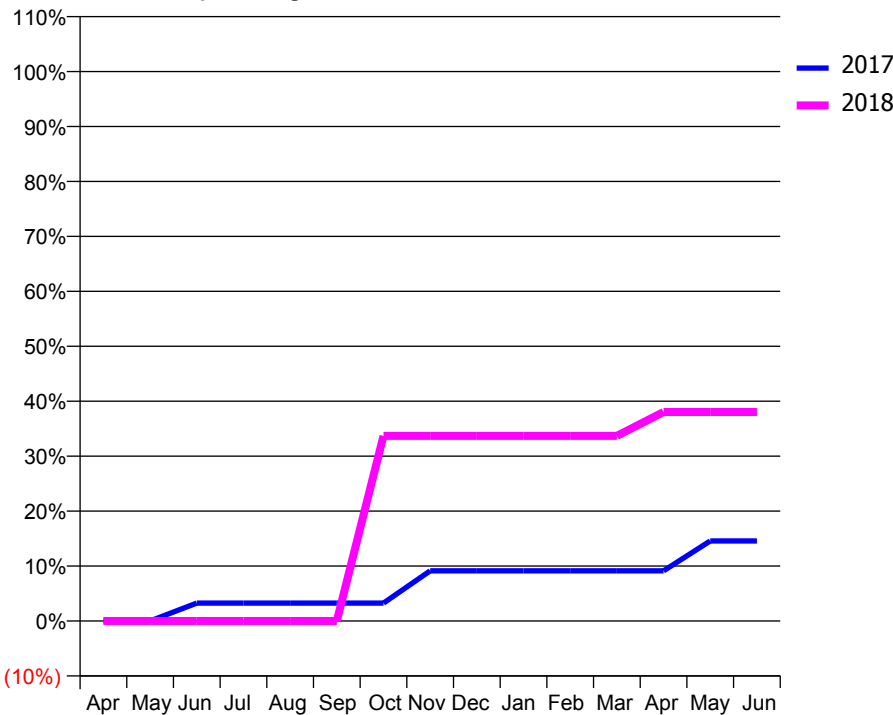
ACCESS*

Patients seen in 24 months	Total	Change since previous quarter
Quarter ending March 2017	26	
Quarter ending June 2017	23	↓
Quarter ending September 2017	13	↓
Quarter ending December 2017	24	↑
Quarter ending March 2018	27	↑
Variance since March 2017	3.8%	↑



ACTIVITY

Cumulative percentage of contracted UDA delivered 2017 & 2018



Month	Adjusted Scheduled Activity (UDA)	
	2017	2018
April	0	0
May	0	0
June	3	0
July	3	0
August	3	0
September	3	0
October	3	31
November	8	31
December	8	31
January	8	31
February	8	31
March	8	31
April	8	35
May	13	35
June	13	35

QUALITY

	Quantity	Base Number	Contract	AT	Region	England
% of FP17s for the same patient ID Re-attending within 3 months - Children	0	19	0.0%	10.0%	11.5%	11.9%
% of FP17s for the same patient ID Re-attending within 3 months - Adults	0	2	0.0%	14.6%	15.9%	16.0%
% of FP17s for the same patient ID Re-attending between 3 & 9 months - Children	2	19	10.5%	59.5%	60.6%	58.3%
% of FP17s for the same patient ID Re-attending between 3 & 9 months - Adults	0	2	0.0%	50.4%	51.6%	50.3%
% of FP17s for Band 1 Urgent Courses	0	25	0.0%	10.1%	9.5%	9.1%
% of FP17s Relating to Free Repair or Replacements	0	25	0.0%	0.9%	0.7%	0.8%
% of FP17s Relating to Continuations	0	25	0.0%	1.1%	1.0%	1.0%
% of Patients satisfied with the dentistry they have received	0	0	N/A	92.0%	92.0%	91.5%
% of Patients satisfied with the time they had to wait for an appointment	0	0	N/A	85.9%	88.1%	87.9%

* This is based on patients treated on this contract for their most recent course of treatment. Figures in italics indicate the base number of FP17s or Patient Questionnaire responses are less than 100. N/A is shown where the base number of responses is less than 10 during the period. % is calculated as Quantity/Base number*100

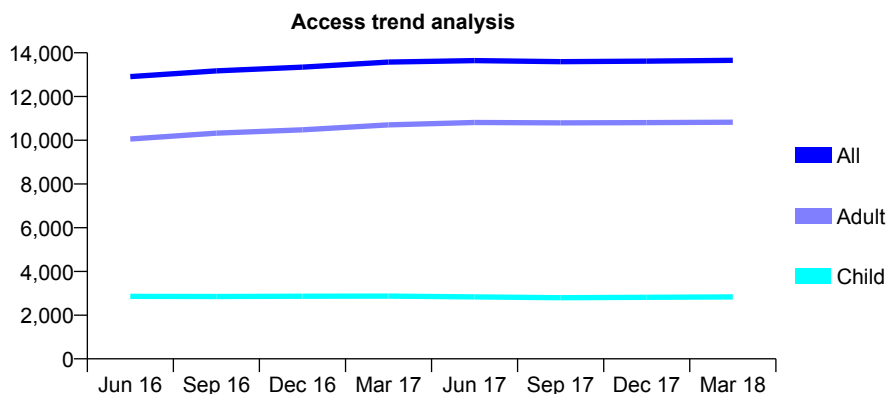
Q66 - Vital Signs At a Glance Contract Report for 762520/0001 - Year end March 2018

Name or company name	Castle View Dental Practice
Contract type name	Pilot Contract
Purpose of contract	General and Orthodontic
Contract start date	01/09/2013
Contract end date	

17/18 Contracted general activity (UDA)	31,724
Carry forward general activity (UDA)	0
17/18 Contracted orthodontic activity (UOA)	1,000
Carry forward orthodontic activity (UOA)	0
Baseline contract value	£1,041,455.12

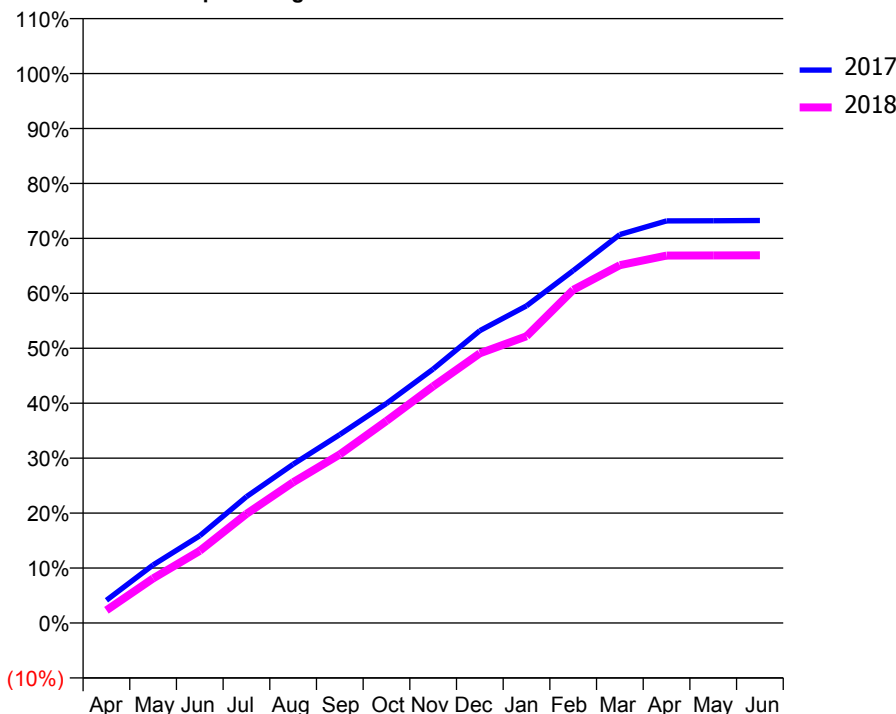
ACCESS*

Patients seen in 24 months	Total	Change since previous quarter
Quarter ending March 2017	13,573	
Quarter ending June 2017	13,644	→
Quarter ending September 2017	13,593	→
Quarter ending December 2017	13,620	→
Quarter ending March 2018	13,658	→
Variance since March 2017	0.6%	→



ACTIVITY

Cumulative percentage of contracted UDA delivered 2017 & 2018



Month	Adjusted Scheduled Activity (UDA)	
	2017	2018
April	1,316	737
May	3,349	2,576
June	5,041	4,172
July	7,293	6,303
August	9,166	8,127
September	10,885	9,735
October	12,674	11,665
November	14,662	13,672
December	16,876	15,572
January	18,312	16,559
February	20,344	19,234
March	22,430	20,659
April	23,217	21,213
May	23,221	21,224
June	23,241	21,227

QUALITY

	Quantity	Base Number	Contract	AT	Region	England
% of FP17s for the same patient ID Re-attending within 3 months - Children	192	2,902	6.6%	10.0%	11.5%	11.9%
% of FP17s for the same patient ID Re-attending within 3 months - Adults	1,938	11,089	17.5%	14.6%	15.9%	16.0%
% of FP17s for the same patient ID Re-attending between 3 & 9 months - Children	802	2,902	27.6%	59.5%	60.6%	58.3%
% of FP17s for the same patient ID Re-attending between 3 & 9 months - Adults	2,806	11,089	25.3%	50.4%	51.6%	50.3%
% of FP17s for Band 1 Urgent Courses	1,718	12,441	13.8%	10.1%	9.5%	9.1%
% of FP17s Relating to Free Repair or Replacements	106	12,441	0.9%	0.9%	0.7%	0.8%
% of FP17s Relating to Continuations	50	12,441	0.4%	1.1%	1.0%	1.0%
% of Patients satisfied with the dentistry they have received	17	19	89.5%	92.0%	92.0%	91.5%
% of Patients satisfied with the time they had to wait for an appointment	17	19	89.5%	85.9%	88.1%	87.9%

* This is based on patients treated on this contract for their most recent course of treatment. Figures in italics indicate the base number of FP17s or Patient Questionnaire responses are less than 100. N/A is shown where the base number of responses is less than 10 during the period. % is calculated as Quantity/Base number*100

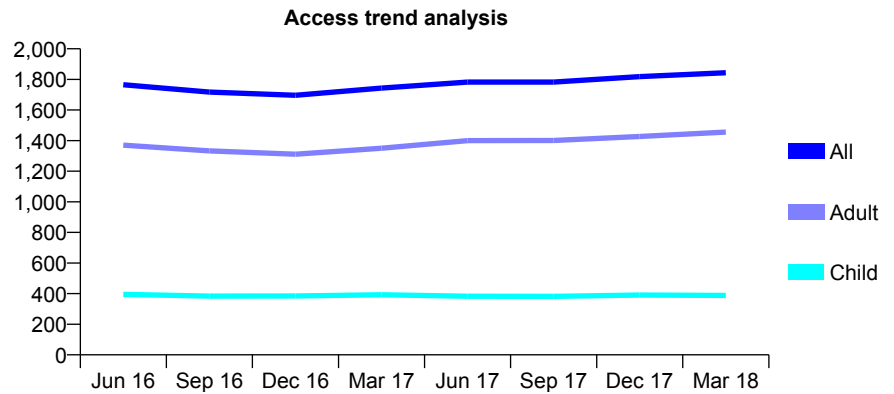
Q66 - Vital Signs At a Glance Contract Report for 763969/0001 - Year end March 2018

Name or company name	MR V AVAKIAN
Contract type name	GDS Contract
Purpose of contract	General
Contract start date	01/04/2006
Contract end date	

17/18 Contracted general activity (UDA)	6,526
Carry forward general activity (UDA)	212
17/18 Contracted orthodontic activity (UOA)	0
Carry forward orthodontic activity (UOA)	0
Baseline contract value	£162,005.00

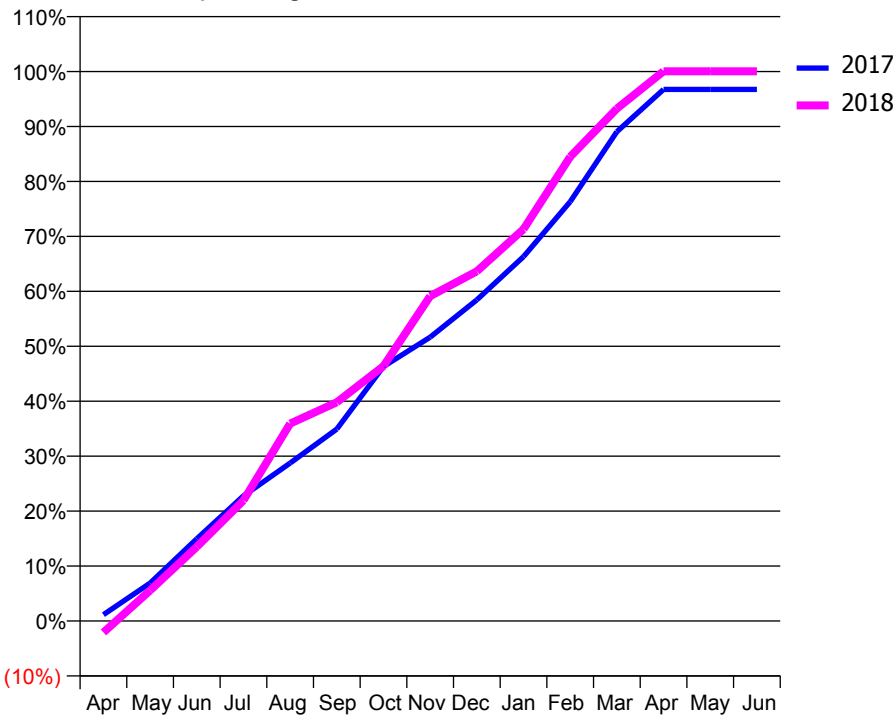
ACCESS*

Patients seen in 24 months	Total	Change since previous quarter
Quarter ending March 2017	1,743	
Quarter ending June 2017	1,783	↑
Quarter ending September 2017	1,783	→
Quarter ending December 2017	1,818	→
Quarter ending March 2018	1,844	→
Variance since March 2017	5.8%	↑



ACTIVITY

Cumulative percentage of contracted UDA delivered 2017 & 2018



Month	Adjusted Scheduled Activity (UDA)	
	2017	2018
April	75	-137
May	450	364
June	976	882
July	1,487	1,432
August	1,876	2,344
September	2,280	2,597
October	3,022	3,027
November	3,370	3,858
December	3,814	4,153
January	4,327	4,654
February	4,980	5,514
March	5,811	6,086
April	6,314	6,529
May	6,314	6,529
June	6,314	6,529

QUALITY

	Quantity	Base Number	Contract	AT	Region	England
% of FP17s for the same patient ID Re-attending within 3 months - Children	54	641	8.4%	10.0%	11.5%	11.9%
% of FP17s for the same patient ID Re-attending within 3 months - Adults	377	2,375	15.9%	14.6%	15.9%	16.0%
% of FP17s for the same patient ID Re-attending between 3 & 9 months - Children	424	641	66.1%	59.5%	60.6%	58.3%
% of FP17s for the same patient ID Re-attending between 3 & 9 months - Adults	1,446	2,375	60.9%	50.4%	51.6%	50.3%
% of FP17s for Band 1 Urgent Courses	229	3,000	7.6%	10.1%	9.5%	9.1%
% of FP17s Relating to Free Repair or Replacements	0	3,000	0.0%	0.9%	0.7%	0.8%
% of FP17s Relating to Continuations	39	3,000	1.3%	1.1%	1.0%	1.0%
% of Patients satisfied with the dentistry they have received	1	1	N/A	92.0%	92.0%	91.5%
% of Patients satisfied with the time they had to wait for an appointment	1	1	N/A	85.9%	88.1%	87.9%

* This is based on patients treated on this contract for their most recent course of treatment. Figures in italics indicate the base number of FP17s or Patient Questionnaire responses are less than 100. N/A is shown where the base number of responses is less than 10 during the period. % is calculated as Quantity/Base number*100

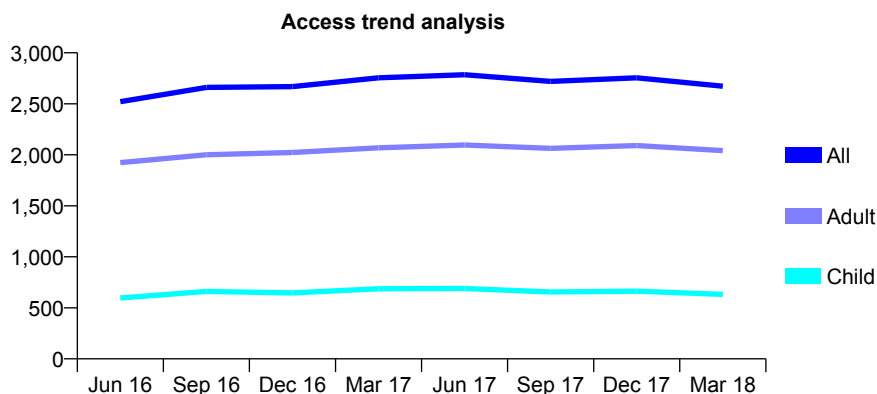
Q66 - Vital Signs At a Glance Contract Report for 789062/0001 - Year end March 2018

Name or company name	MS E ZAJKOWSKA-STEPIEN
Contract type name	GDS Contract
Purpose of contract	General
Contract start date	01/02/2008
Contract end date	

17/18 Contracted general activity (UDA)	9,567
Carry forward general activity (UDA)	-80
17/18 Contracted orthodontic activity (UOA)	0
Carry forward orthodontic activity (UOA)	0
Baseline contract value	£245,929.33

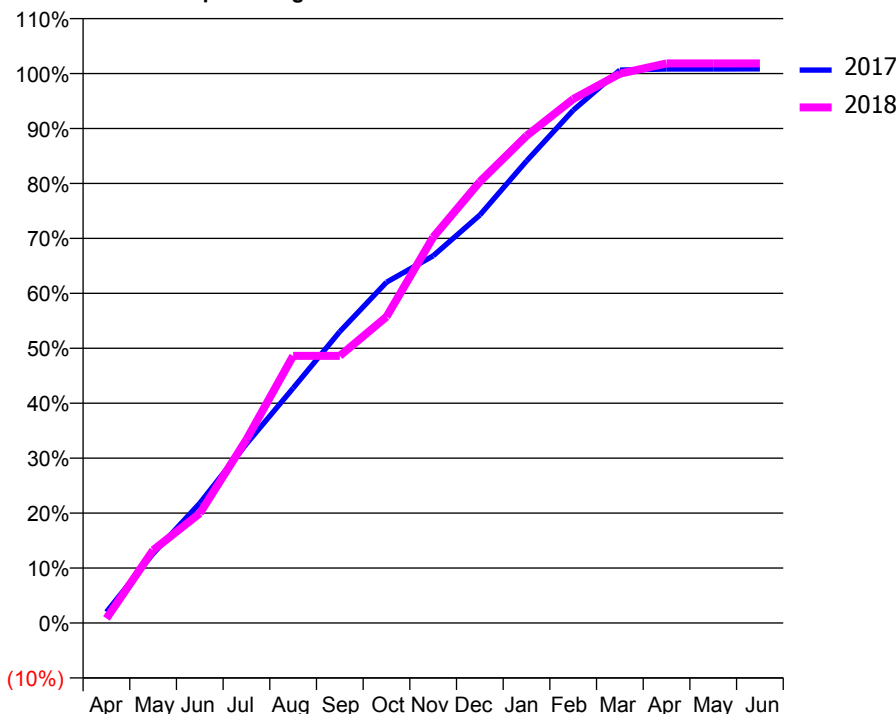
ACCESS*

Patients seen in 24 months	Total	Change since previous quarter
Quarter ending March 2017	2,755	
Quarter ending June 2017	2,785	→
Quarter ending September 2017	2,720	↓
Quarter ending December 2017	2,755	→
Quarter ending March 2018	2,673	↓
Variance since March 2017	(3.0%)	↓



ACTIVITY

Cumulative percentage of contracted UDA delivered 2017 & 2018



Month	Adjusted Scheduled Activity (UDA)	
	2017	2018
April	191	80
May	1,209	1,269
June	2,086	1,908
July	3,120	3,195
August	4,089	4,652
September	5,075	4,652
October	5,932	5,331
November	6,393	6,718
December	7,102	7,684
January	8,043	8,483
February	8,928	9,123
March	9,626	9,563
April	9,646	9,743
May	9,646	9,743
June	9,647	9,743

QUALITY

	Quantity	Base Number	Contract	AT	Region	England
% of FP17s for the same patient ID Re-attending within 3 months - Children	48	848	5.7%	10.0%	11.5%	11.9%
% of FP17s for the same patient ID Re-attending within 3 months - Adults	323	2,724	11.9%	14.6%	15.9%	16.0%
% of FP17s for the same patient ID Re-attending between 3 & 9 months - Children	508	848	59.9%	59.5%	60.6%	58.3%
% of FP17s for the same patient ID Re-attending between 3 & 9 months - Adults	1,596	2,724	58.6%	50.4%	51.6%	50.3%
% of FP17s for Band 1 Urgent Courses	175	3,624	4.8%	10.1%	9.5%	9.1%
% of FP17s Relating to Free Repair or Replacements	4	3,624	0.1%	0.9%	0.7%	0.8%
% of FP17s Relating to Continuations	35	3,624	1.0%	1.1%	1.0%	1.0%
% of Patients satisfied with the dentistry they have received	2	4	N/A	92.0%	92.0%	91.5%
% of Patients satisfied with the time they had to wait for an appointment	3	4	N/A	85.9%	88.1%	87.9%

* This is based on patients treated on this contract for their most recent course of treatment. Figures in italics indicate the base number of FP17s or Patient Questionnaire responses are less than 100. N/A is shown where the base number of responses is less than 10 during the period. % is calculated as Quantity/Base number*100

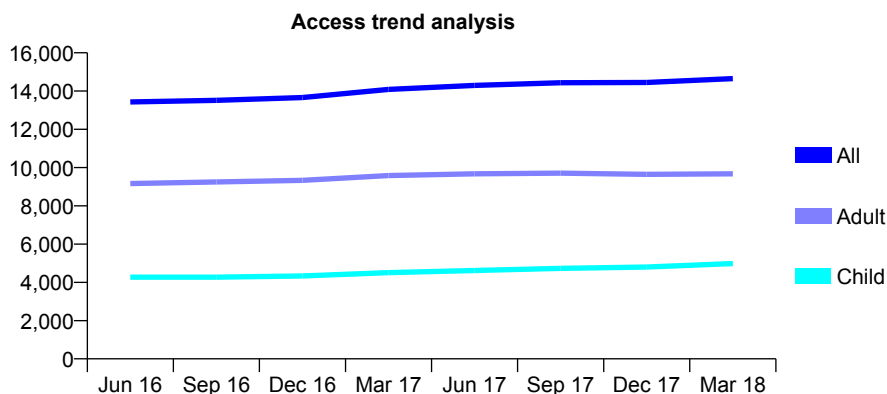
Q66 - Vital Signs At a Glance Contract Report for 801399/0001 - Year end March 2018

Name or company name	MR R SMITH
Contract type name	GDS Contract
Purpose of contract	General
Contract start date	01/04/2006
Contract end date	

17/18 Contracted general activity (UDA)	36,500
Carry forward general activity (UDA)	794
17/18 Contracted orthodontic activity (UOA)	0
Carry forward orthodontic activity (UOA)	0
Baseline contract value	£856,470.51

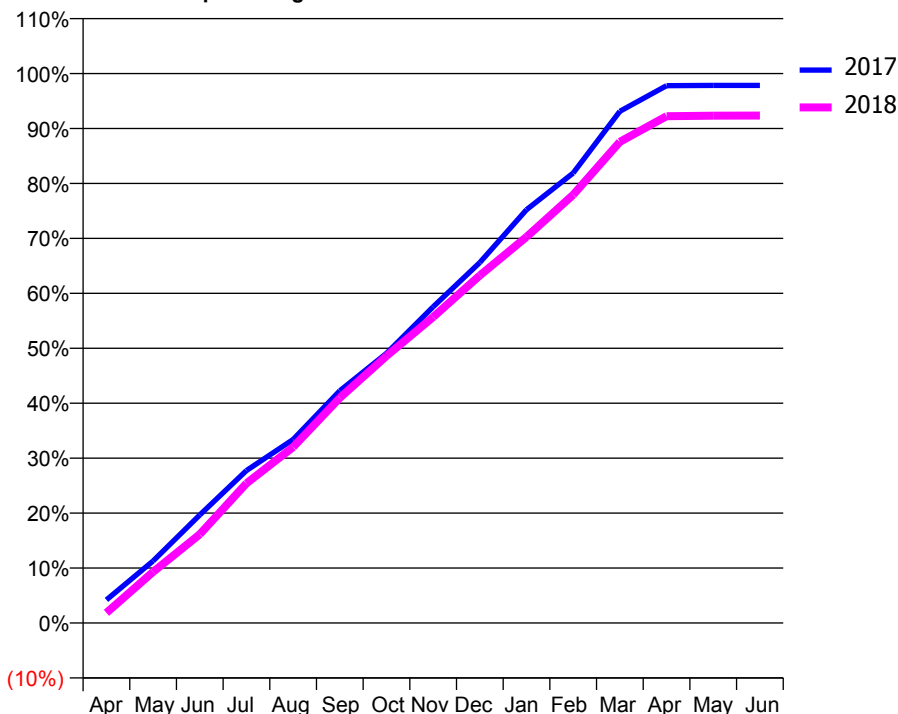
ACCESS*

Patients seen in 24 months	Total	Change since previous quarter
Quarter ending March 2017	14,088	
Quarter ending June 2017	14,293	→
Quarter ending September 2017	14,438	→
Quarter ending December 2017	14,451	→
Quarter ending March 2018	14,652	→
Variance since March 2017	4.0%	↑



ACTIVITY

Cumulative percentage of contracted UDA delivered 2017 & 2018



Month	Adjusted Scheduled Activity (UDA)	
	2017	2018
April	1,534	675
May	4,123	3,392
June	7,178	5,892
July	10,127	9,275
August	12,189	11,686
September	15,429	14,958
October	17,916	17,741
November	21,008	20,322
December	23,944	23,090
January	27,454	25,649
February	29,886	28,445
March	33,992	31,966
April	35,688	33,660
May	35,706	33,700
June	35,706	33,707

QUALITY

	Quantity	Base Number	Contract	AT	Region	England
% of FP17s for the same patient ID Re-attending within 3 months - Children	297	6,569	4.5%	10.0%	11.5%	11.9%
% of FP17s for the same patient ID Re-attending within 3 months - Adults	1,372	12,703	10.8%	14.6%	15.9%	16.0%
% of FP17s for the same patient ID Re-attending between 3 & 9 months - Children	3,547	6,569	54.0%	59.5%	60.6%	58.3%
% of FP17s for the same patient ID Re-attending between 3 & 9 months - Adults	7,077	12,703	55.7%	50.4%	51.6%	50.3%
% of FP17s for Band 1 Urgent Courses	1,335	19,336	6.9%	10.1%	9.5%	9.1%
% of FP17s Relating to Free Repair or Replacements	134	19,336	0.7%	0.9%	0.7%	0.8%
% of FP17s Relating to Continuations	136	19,336	0.7%	1.1%	1.0%	1.0%
% of Patients satisfied with the dentistry they have received	30	32	93.8%	92.0%	92.0%	91.5%
% of Patients satisfied with the time they had to wait for an appointment	29	32	90.6%	85.9%	88.1%	87.9%

* This is based on patients treated on this contract for their most recent course of treatment. Figures in italics indicate the base number of FP17s or Patient Questionnaire responses are less than 100. N/A is shown where the base number of responses is less than 10 during the period. % is calculated as Quantity/Base number*100

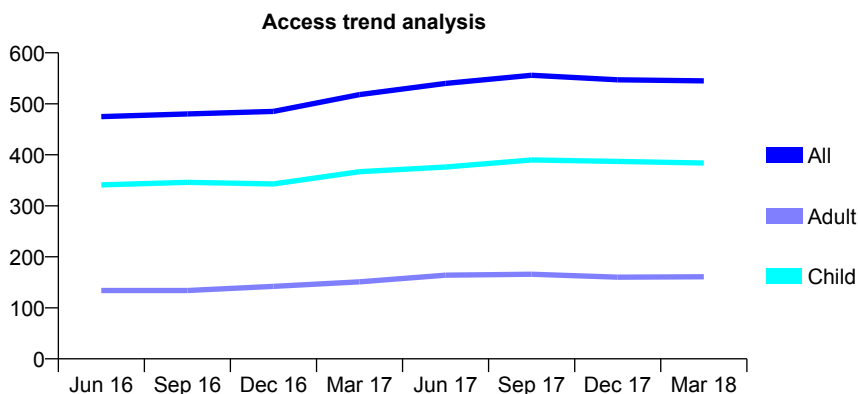
Q66 - Vital Signs At a Glance Contract Report for 801593/0001 - Year end March 2018

Name or company name	MR P IRISH
Contract type name	GDS Contract
Purpose of contract	General
Contract start date	01/04/2006
Contract end date	

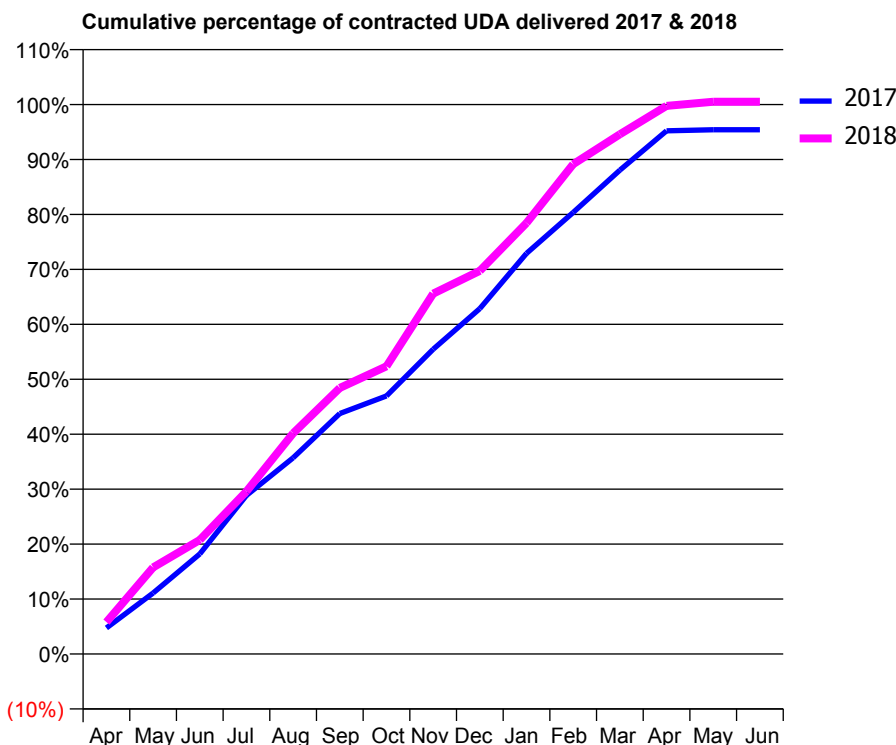
17/18 Contracted general activity (UDA)	1,450
Carry forward general activity (UDA)	0
17/18 Contracted orthodontic activity (UOA)	0
Carry forward orthodontic activity (UOA)	0
Baseline contract value	£39,344.35

ACCESS*

Patients seen in 24 months	Total	Change since previous quarter
Quarter ending March 2017	518	
Quarter ending June 2017	540	↑
Quarter ending September 2017	556	↑
Quarter ending December 2017	547	↓
Quarter ending March 2018	545	→
Variance since March 2017	5.2%	↑



ACTIVITY



Month	Adjusted Scheduled Activity (UDA)	
	2017	2018
April	69	84
May	161	228
June	264	301
July	418	429
August	518	582
September	635	702
October	681	759
November	804	951
December	912	1,011
January	1,057	1,137
February	1,165	1,293
March	1,277	1,371
April	1,380	1,446
May	1,383	1,457
June	1,383	1,457

QUALITY

	Quantity	Base Number	Contract	AT	Region	England
% of FP17s for the same patient ID Re-attending within 3 months - Children	91	686	13.3%	10.0%	11.5%	11.9%
% of FP17s for the same patient ID Re-attending within 3 months - Adults	54	207	26.1%	14.6%	15.9%	16.0%
% of FP17s for the same patient ID Re-attending between 3 & 9 months - Children	376	686	54.8%	59.5%	60.6%	58.3%
% of FP17s for the same patient ID Re-attending between 3 & 9 months - Adults	53	207	25.6%	50.4%	51.6%	50.3%
% of FP17s for Band 1 Urgent Courses	117	883	13.3%	10.1%	9.5%	9.1%
% of FP17s Relating to Free Repair or Replacements	0	883	0.0%	0.9%	0.7%	0.8%
% of FP17s Relating to Continuations	0	883	0.0%	1.1%	1.0%	1.0%
% of Patients satisfied with the dentistry they have received	1	1	N/A	92.0%	92.0%	91.5%
% of Patients satisfied with the time they had to wait for an appointment	1	1	N/A	85.9%	88.1%	87.9%

* This is based on patients treated on this contract for their most recent course of treatment. Figures in italics indicate the base number of FP17s or Patient Questionnaire responses are less than 100. N/A is shown where the base number of responses is less than 10 during the period. % is calculated as Quantity/Base number*100

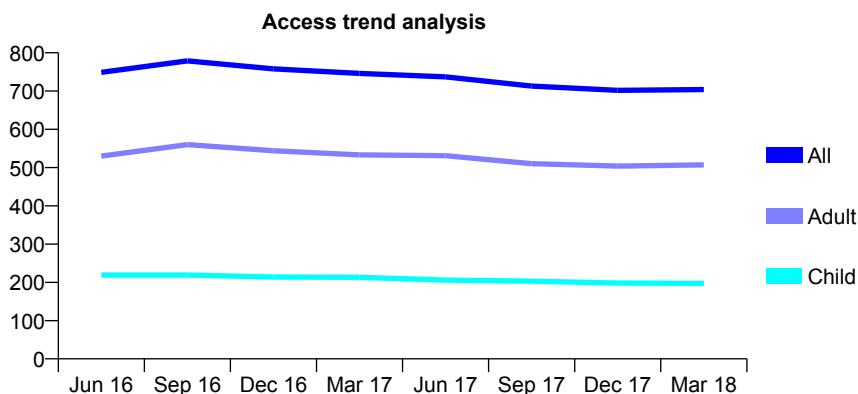
Q66 - Vital Signs At a Glance Contract Report for 809780/0002 - Year end March 2018

Name or company name	MR MJ WINES
Contract type name	GDS Contract
Purpose of contract	General
Contract start date	01/02/2012
Contract end date	

17/18 Contracted general activity (UDA)	1,998
Carry forward general activity (UDA)	0
17/18 Contracted orthodontic activity (UOA)	0
Carry forward orthodontic activity (UOA)	0
Baseline contract value	£46,585.43

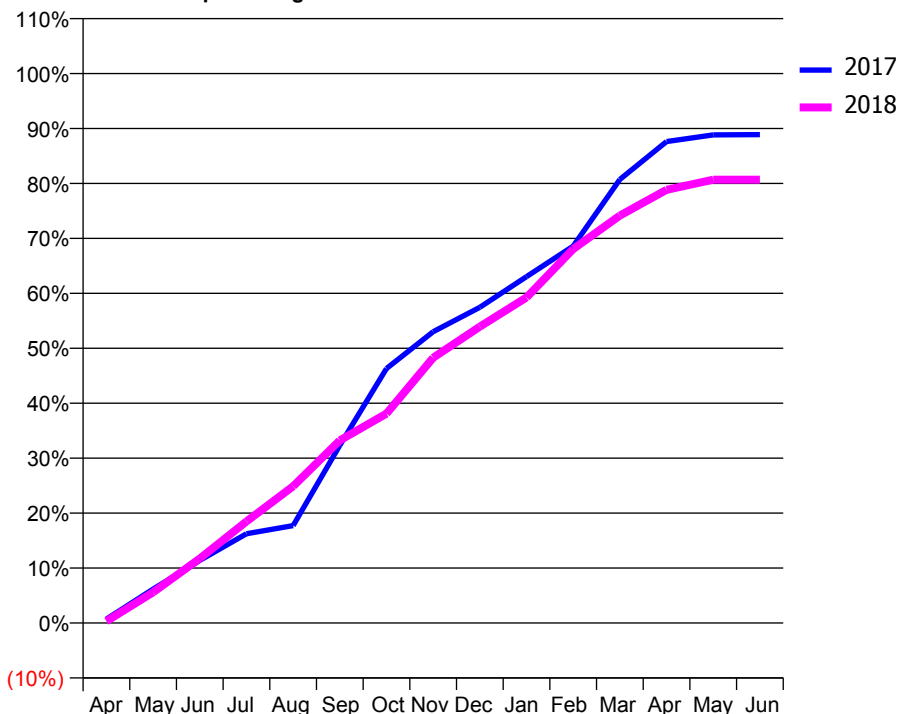
ACCESS*

Patients seen in 24 months	Total	Change since previous quarter
Quarter ending March 2017	746	
Quarter ending June 2017	737	↓
Quarter ending September 2017	713	↓
Quarter ending December 2017	702	↓
Quarter ending March 2018	704	→
Variance since March 2017	(5.6%)	↓



ACTIVITY

Cumulative percentage of contracted UDA delivered 2017 & 2018



Month	Adjusted Scheduled Activity (UDA)	
	2017	2018
April	14	6
May	123	112
June	227	234
July	325	369
August	354	497
September	646	664
October	925	762
November	1,059	965
December	1,148	1,078
January	1,259	1,184
February	1,371	1,360
March	1,613	1,482
April	1,751	1,575
May	1,775	1,612
June	1,776	1,612

QUALITY

	Quantity	Base Number	Contract	AT	Region	England
% of FP17s for the same patient ID Re-attending within 3 months - Children	15	322	4.7%	10.0%	11.5%	11.9%
% of FP17s for the same patient ID Re-attending within 3 months - Adults	115	803	14.3%	14.6%	15.9%	16.0%
% of FP17s for the same patient ID Re-attending between 3 & 9 months - Children	219	322	68.0%	59.5%	60.6%	58.3%
% of FP17s for the same patient ID Re-attending between 3 & 9 months - Adults	451	803	56.2%	50.4%	51.6%	50.3%
% of FP17s for Band 1 Urgent Courses	89	1,107	8.0%	10.1%	9.5%	9.1%
% of FP17s Relating to Free Repair or Replacements	15	1,107	1.4%	0.9%	0.7%	0.8%
% of FP17s Relating to Continuations	9	1,107	0.8%	1.1%	1.0%	1.0%
% of Patients satisfied with the dentistry they have received	2	3	N/A	92.0%	92.0%	91.5%
% of Patients satisfied with the time they had to wait for an appointment	3	3	N/A	85.9%	88.1%	87.9%

* This is based on patients treated on this contract for their most recent course of treatment. Figures in italics indicate the base number of FP17s or Patient Questionnaire responses are less than 100. N/A is shown where the base number of responses is less than 10 during the period. % is calculated as Quantity/Base number*100

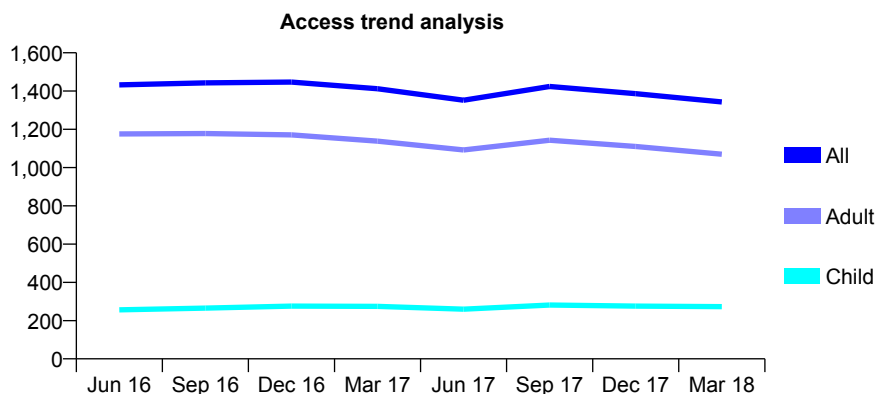
Q66 - Vital Signs At a Glance Contract Report for 810452/0001 - Year end March 2018

Name or company name	MISS AR MACHIN
Contract type name	GDS Contract
Purpose of contract	General
Contract start date	01/04/2006
Contract end date	

17/18 Contracted general activity (UDA)	4,490
Carry forward general activity (UDA)	0
17/18 Contracted orthodontic activity (UOA)	0
Carry forward orthodontic activity (UOA)	0
Baseline contract value	£120,828.78

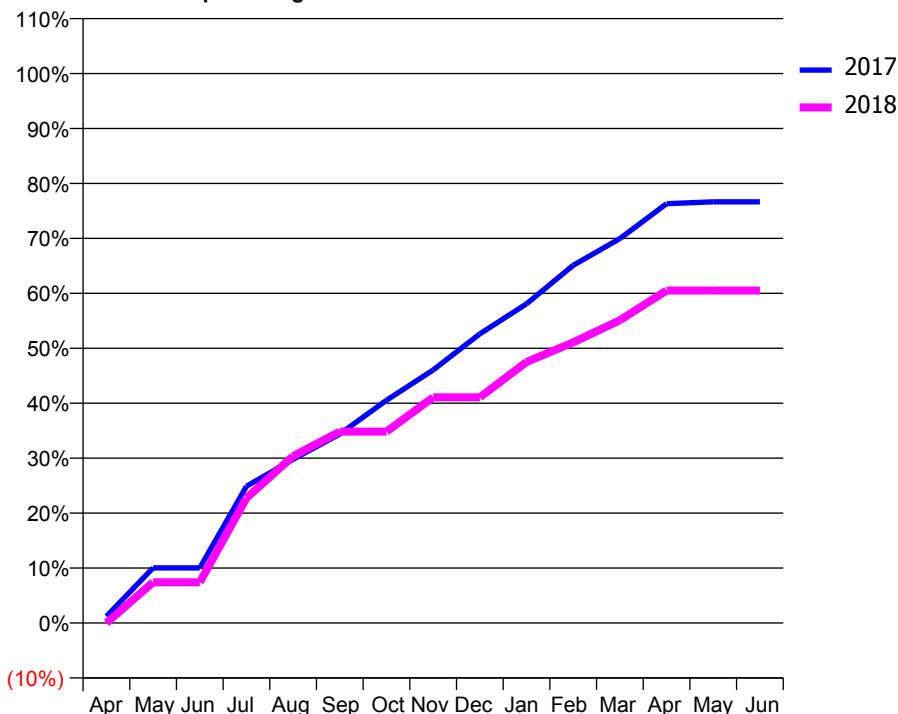
ACCESS*

Patients seen in 24 months	Total	Change since previous quarter
Quarter ending March 2017	1,412	
Quarter ending June 2017	1,352	↓
Quarter ending September 2017	1,424	↑
Quarter ending December 2017	1,386	↓
Quarter ending March 2018	1,343	↓
Variance since March 2017	(4.9%)	↓



ACTIVITY

Cumulative percentage of contracted UDA delivered 2017 & 2018



Month	Adjusted Scheduled Activity (UDA)	
	2017	2018
April	55	0
May	450	333
June	450	333
July	1,118	1,021
August	1,338	1,363
September	1,544	1,564
October	1,820	1,564
November	2,068	1,844
December	2,363	1,844
January	2,607	2,133
February	2,923	2,293
March	3,140	2,474
April	3,426	2,717
May	3,441	2,717
June	3,441	2,717

QUALITY

	Quantity	Base Number	Contract	AT	Region	England
% of FP17s for the same patient ID Re-attending within 3 months - Children	27	430	6.3%	10.0%	11.5%	11.9%
% of FP17s for the same patient ID Re-attending within 3 months - Adults	88	971	9.1%	14.6%	15.9%	16.0%
% of FP17s for the same patient ID Re-attending between 3 & 9 months - Children	256	430	59.5%	59.5%	60.6%	58.3%
% of FP17s for the same patient ID Re-attending between 3 & 9 months - Adults	293	971	30.2%	50.4%	51.6%	50.3%
% of FP17s for Band 1 Urgent Courses	49	1,379	3.6%	10.1%	9.5%	9.1%
% of FP17s Relating to Free Repair or Replacements	0	1,379	0.0%	0.9%	0.7%	0.8%
% of FP17s Relating to Continuations	11	1,379	0.8%	1.1%	1.0%	1.0%
% of Patients satisfied with the dentistry they have received	2	2	N/A	92.0%	92.0%	91.5%
% of Patients satisfied with the time they had to wait for an appointment	2	2	N/A	85.9%	88.1%	87.9%

* This is based on patients treated on this contract for their most recent course of treatment. Figures in italics indicate the base number of FP17s or Patient Questionnaire responses are less than 100. N/A is shown where the base number of responses is less than 10 during the period. % is calculated as Quantity/Base number*100

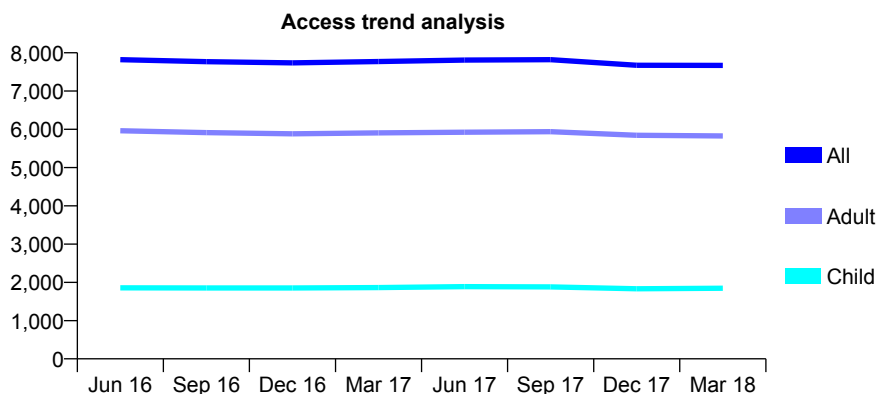
Q66 - Vital Signs At a Glance Contract Report for 810916/0001 - Year end March 2018

Name or company name	Mr M Bains and Mrs J Bains
Contract type name	GDS Contract
Purpose of contract	General
Contract start date	01/04/2006
Contract end date	

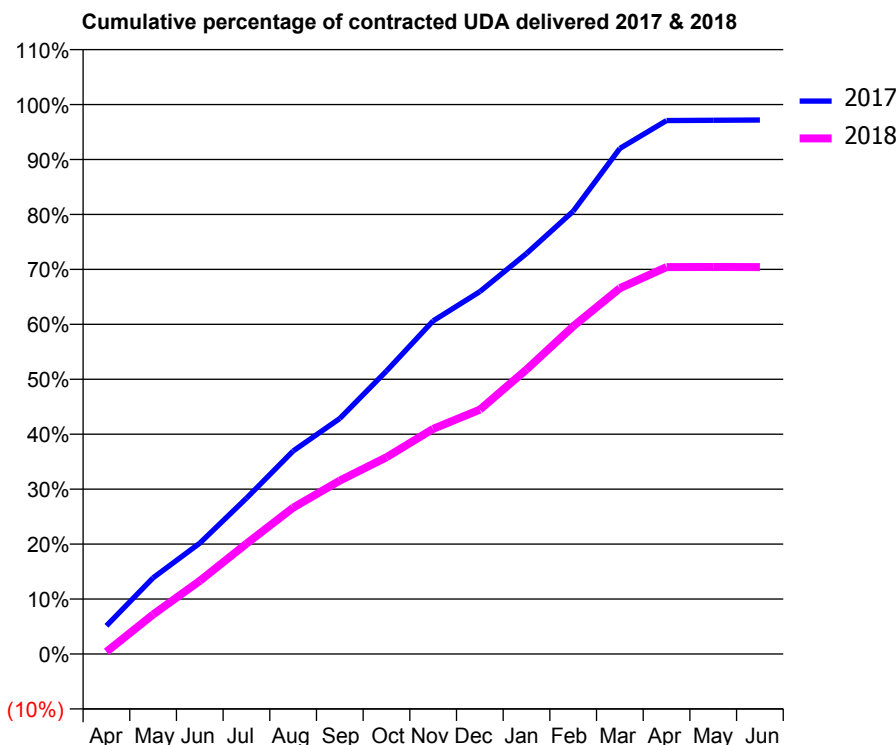
17/18 Contracted general activity (UDA)	31,129
Carry forward general activity (UDA)	760
17/18 Contracted orthodontic activity (UOA)	0
Carry forward orthodontic activity (UOA)	0
Baseline contract value	£888,403.58

ACCESS*

Patients seen in 24 months	Total	Change since previous quarter
Quarter ending March 2017	7,770	
Quarter ending June 2017	7,811	→
Quarter ending September 2017	7,819	→
Quarter ending December 2017	7,675	↓
Quarter ending March 2018	7,671	→
Variance since March 2017	(1.3%)	↓



ACTIVITY



Month	Adjusted Scheduled Activity (UDA)	
	2017	2018
April	1,393	123
May	3,760	2,243
June	5,472	4,146
July	7,694	6,250
August	10,021	8,292
September	11,628	9,826
October	13,972	11,146
November	16,448	12,758
December	17,892	13,844
January	19,772	16,118
February	21,862	18,566
March	24,962	20,721
April	26,339	21,915
May	26,349	21,924
June	26,365	21,919

QUALITY

	Quantity	Base Number	Contract	AT	Region	England
% of FP17s for the same patient ID Re-attending within 3 months - Children	389	3,040	12.8%	10.0%	11.5%	11.9%
% of FP17s for the same patient ID Re-attending within 3 months - Adults	1,110	8,229	13.5%	14.6%	15.9%	16.0%
% of FP17s for the same patient ID Re-attending between 3 & 9 months - Children	1,716	3,040	56.4%	59.5%	60.6%	58.3%
% of FP17s for the same patient ID Re-attending between 3 & 9 months - Adults	4,841	8,229	58.8%	50.4%	51.6%	50.3%
% of FP17s for Band 1 Urgent Courses	661	11,072	6.0%	10.1%	9.5%	9.1%
% of FP17s Relating to Free Repair or Replacements	71	11,072	0.6%	0.9%	0.7%	0.8%
% of FP17s Relating to Continuations	90	11,072	0.8%	1.1%	1.0%	1.0%
% of Patients satisfied with the dentistry they have received	8	8	N/A	92.0%	92.0%	91.5%
% of Patients satisfied with the time they had to wait for an appointment	5	8	N/A	85.9%	88.1%	87.9%

* This is based on patients treated on this contract for their most recent course of treatment. Figures in italics indicate the base number of FP17s or Patient Questionnaire responses are less than 100. N/A is shown where the base number of responses is less than 10 during the period. % is calculated as Quantity/Base number*100

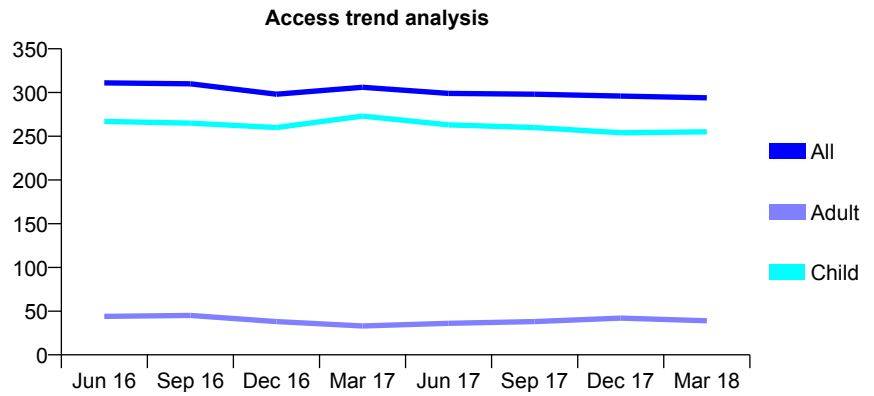
Q66 - Vital Signs At a Glance Contract Report for 814466/0001 - Year end March 2018

Name or company name	MISS KA PEARTON
Contract type name	GDS Contract
Purpose of contract	General
Contract start date	01/04/2006
Contract end date	

17/18 Contracted general activity (UDA)	700
Carry forward general activity (UDA)	0
17/18 Contracted orthodontic activity (UOA)	0
Carry forward orthodontic activity (UOA)	0
Baseline contract value	£17,341.86

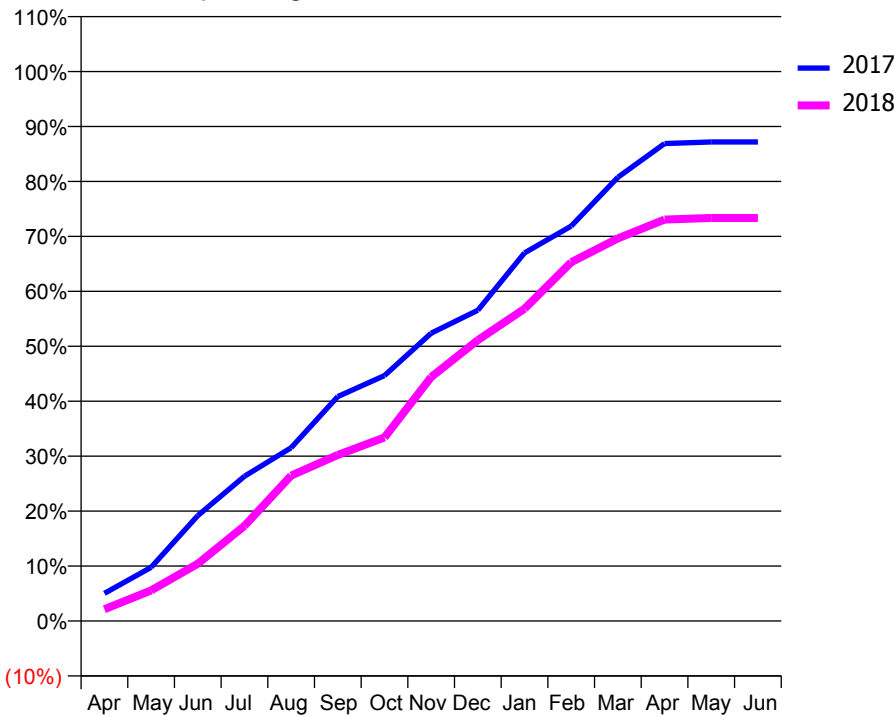
ACCESS*

Patients seen in 24 months	Total	Change since previous quarter
Quarter ending March 2017	306	
Quarter ending June 2017	299	↓
Quarter ending September 2017	298	→
Quarter ending December 2017	296	→
Quarter ending March 2018	294	→
Variance since March 2017	(3.9%)	↓



ACTIVITY

Cumulative percentage of contracted UDA delivered 2017 & 2018



Month	Adjusted Scheduled Activity (UDA)	
	2017	2018
April	35	15
May	68	39
June	134	73
July	184	121
August	221	185
September	286	212
October	313	234
November	367	311
December	396	358
January	469	398
February	503	457
March	565	487
April	608	511
May	610	513
June	610	513

QUALITY

	Quantity	Base Number	Contract	AT	Region	England
% of FP17s for the same patient ID Re-attending within 3 months - Children	19	427	4.4%	10.0%	11.5%	11.9%
% of FP17s for the same patient ID Re-attending within 3 months - Adults	0	0	N/A	14.6%	15.9%	16.0%
% of FP17s for the same patient ID Re-attending between 3 & 9 months - Children	311	427	72.8%	59.5%	60.6%	58.3%
% of FP17s for the same patient ID Re-attending between 3 & 9 months - Adults	0	0	N/A	50.4%	51.6%	50.3%
% of FP17s for Band 1 Urgent Courses	7	414	1.7%	10.1%	9.5%	9.1%
% of FP17s Relating to Free Repair or Replacements	0	414	0.0%	0.9%	0.7%	0.8%
% of FP17s Relating to Continuations	0	414	0.0%	1.1%	1.0%	1.0%
% of Patients satisfied with the dentistry they have received	0	0	N/A	92.0%	92.0%	91.5%
% of Patients satisfied with the time they had to wait for an appointment	0	0	N/A	85.9%	88.1%	87.9%

* This is based on patients treated on this contract for their most recent course of treatment. Figures in italics indicate the base number of FP17s or Patient Questionnaire responses are less than 100. N/A is shown where the base number of responses is less than 10 during the period. % is calculated as Quantity/Base number*100

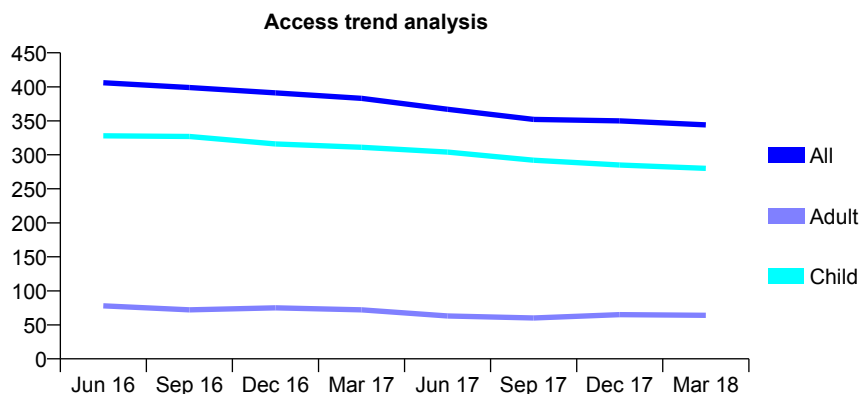
Q66 - Vital Signs At a Glance Contract Report for 817503/0001 - Year end March 2018

Name or company name	MISS JE DOYLE
Contract type name	GDS Contract
Purpose of contract	General
Contract start date	01/04/2006
Contract end date	

17/18 Contracted general activity (UDA)	803
Carry forward general activity (UDA)	16
17/18 Contracted orthodontic activity (UOA)	0
Carry forward orthodontic activity (UOA)	0
Baseline contract value	£18,430.15

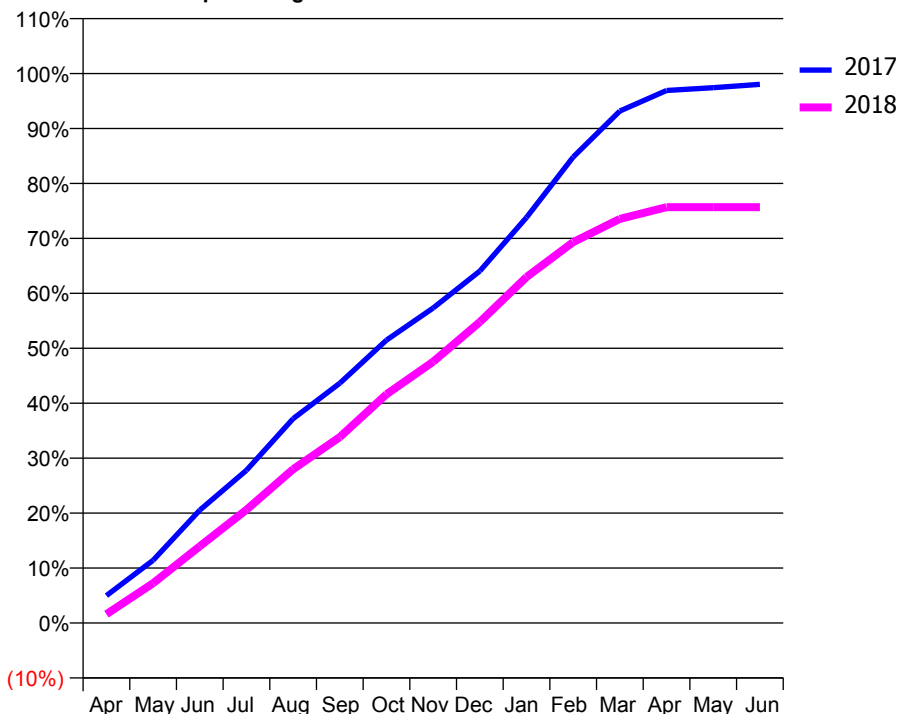
ACCESS*

Patients seen in 24 months	Total	Change since previous quarter
Quarter ending March 2017	383	
Quarter ending June 2017	367	↓
Quarter ending September 2017	352	↓
Quarter ending December 2017	350	→
Quarter ending March 2018	344	↓
Variance since March 2017	(10.2%)	↓



ACTIVITY

Cumulative percentage of contracted UDA delivered 2017 & 2018



Month	Adjusted Scheduled Activity (UDA)	
	2017	2018
April	40	13
May	92	58
June	165	112
July	223	166
August	299	225
September	350	272
October	413	334
November	460	382
December	514	440
January	593	506
February	681	557
March	748	591
April	778	608
May	782	608
June	787	608

QUALITY

	Quantity	Base Number	Contract	AT	Region	England
% of FP17s for the same patient ID Re-attending within 3 months - Children	24	475	5.1%	10.0%	11.5%	11.9%
% of FP17s for the same patient ID Re-attending within 3 months - Adults	1	33	3.0%	14.6%	15.9%	16.0%
% of FP17s for the same patient ID Re-attending between 3 & 9 months - Children	350	475	73.7%	59.5%	60.6%	58.3%
% of FP17s for the same patient ID Re-attending between 3 & 9 months - Adults	17	33	51.5%	50.4%	51.6%	50.3%
% of FP17s for Band 1 Urgent Courses	13	501	2.6%	10.1%	9.5%	9.1%
% of FP17s Relating to Free Repair or Replacements	0	501	0.0%	0.9%	0.7%	0.8%
% of FP17s Relating to Continuations	0	501	0.0%	1.1%	1.0%	1.0%
% of Patients satisfied with the dentistry they have received	0	0	N/A	92.0%	92.0%	91.5%
% of Patients satisfied with the time they had to wait for an appointment	0	0	N/A	85.9%	88.1%	87.9%

* This is based on patients treated on this contract for their most recent course of treatment. Figures in italics indicate the base number of FP17s or Patient Questionnaire responses are less than 100. N/A is shown where the base number of responses is less than 10 during the period. % is calculated as Quantity/Base number*100

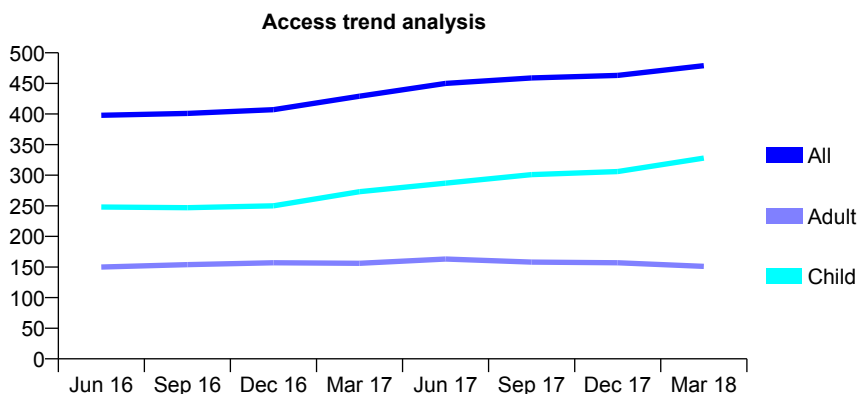
Q66 - Vital Signs At a Glance Contract Report for 817694/0001 - Year end March 2018

Name or company name	The Manor House Dental
Contract type name	GDS Contract
Purpose of contract	General
Contract start date	01/04/2006
Contract end date	

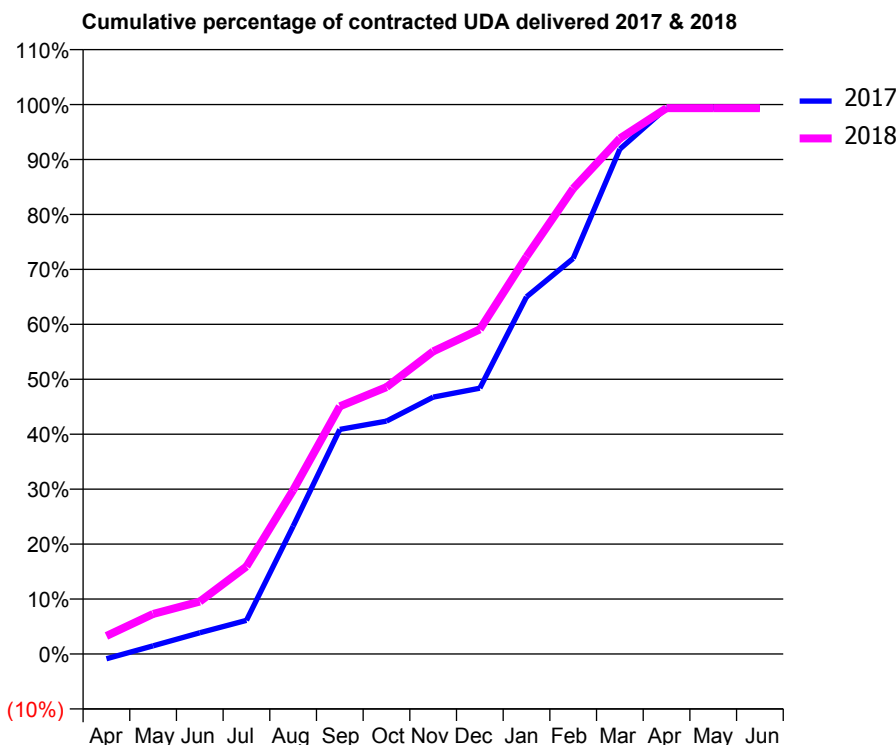
17/18 Contracted general activity (UDA)	800
Carry forward general activity (UDA)	5
17/18 Contracted orthodontic activity (UOA)	0
Carry forward orthodontic activity (UOA)	0
Baseline contract value	£19,123.49

ACCESS*

Patients seen in 24 months	Total	Change since previous quarter
Quarter ending March 2017	429	
Quarter ending June 2017	450	↑
Quarter ending September 2017	459	↑
Quarter ending December 2017	463	→
Quarter ending March 2018	479	↑
Variance since March 2017	11.7%	↑



ACTIVITY



Month	Adjusted Scheduled Activity (UDA)	
	2017	2018
April	-7	26
May	12	58
June	31	76
July	49	127
August	186	238
September	327	361
October	339	389
November	374	441
December	387	473
January	520	579
February	576	678
March	735	751
April	795	795
May	795	795
June	795	795

QUALITY

	Quantity	Base Number	Contract	AT	Region	England
% of FP17s for the same patient ID Re-attending within 3 months - Children	16	554	2.9%	10.0%	11.5%	11.9%
% of FP17s for the same patient ID Re-attending within 3 months - Adults	3	125	2.4%	14.6%	15.9%	16.0%
% of FP17s for the same patient ID Re-attending between 3 & 9 months - Children	420	554	75.8%	59.5%	60.6%	58.3%
% of FP17s for the same patient ID Re-attending between 3 & 9 months - Adults	51	125	40.8%	50.4%	51.6%	50.3%
% of FP17s for Band 1 Urgent Courses	3	686	0.4%	10.1%	9.5%	9.1%
% of FP17s Relating to Free Repair or Replacements	0	686	0.0%	0.9%	0.7%	0.8%
% of FP17s Relating to Continuations	1	686	0.1%	1.1%	1.0%	1.0%
% of Patients satisfied with the dentistry they have received	0	0	N/A	92.0%	92.0%	91.5%
% of Patients satisfied with the time they had to wait for an appointment	0	0	N/A	85.9%	88.1%	87.9%

* This is based on patients treated on this contract for their most recent course of treatment. Figures in italics indicate the base number of FP17s or Patient Questionnaire responses are less than 100. N/A is shown where the base number of responses is less than 10 during the period. % is calculated as Quantity/Base number*100

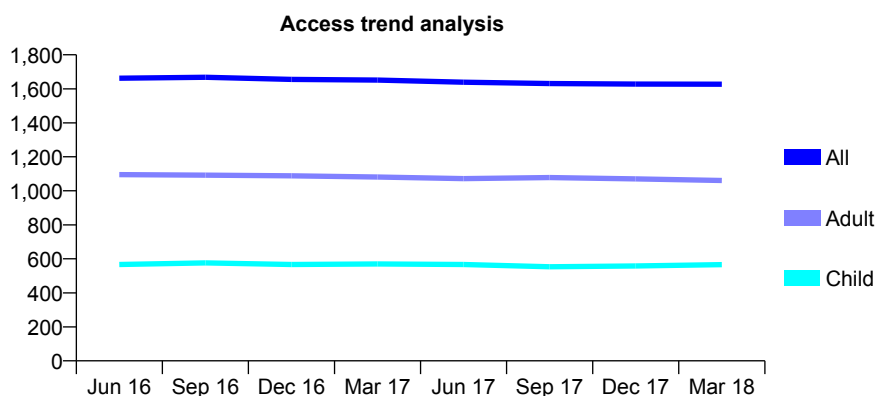
Q66 - Vital Signs At a Glance Contract Report for 824119/0001 - Year end March 2018

Name or company name	MR NA HARRIS
Contract type name	GDS Contract
Purpose of contract	General
Contract start date	01/04/2006
Contract end date	

17/18 Contracted general activity (UDA)	4,500
Carry forward general activity (UDA)	0
17/18 Contracted orthodontic activity (UOA)	0
Carry forward orthodontic activity (UOA)	0
Baseline contract value	£99,823.61

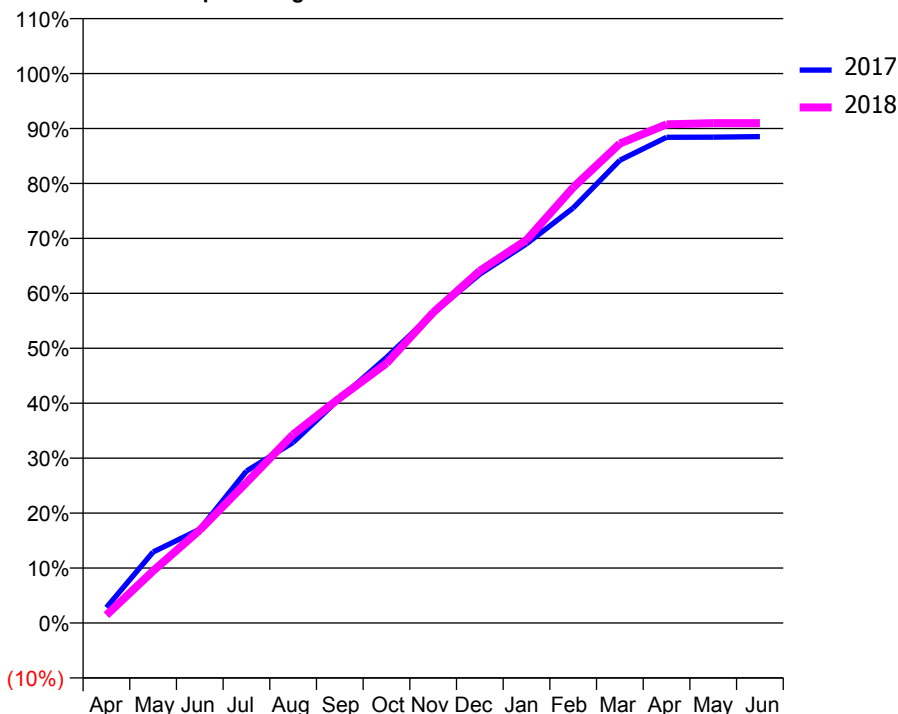
ACCESS*

Patients seen in 24 months	Total	Change since previous quarter
Quarter ending March 2017	1,651	
Quarter ending June 2017	1,639	→
Quarter ending September 2017	1,631	→
Quarter ending December 2017	1,628	→
Quarter ending March 2018	1,627	→
Variance since March 2017	(1.5%)	↓



ACTIVITY

Cumulative percentage of contracted UDA delivered 2017 & 2018



Month	Adjusted Scheduled Activity (UDA)	
	2017	2018
April	143	65
May	652	427
June	860	762
July	1,393	1,150
August	1,656	1,544
September	2,060	1,844
October	2,435	2,127
November	2,842	2,543
December	3,199	2,884
January	3,476	3,137
February	3,806	3,567
March	4,243	3,926
April	4,454	4,083
May	4,455	4,093
June	4,459	4,093

QUALITY

	Quantity	Base Number	Contract	AT	Region	England
% of FP17s for the same patient ID Re-attending within 3 months - Children	59	878	6.7%	10.0%	11.5%	11.9%
% of FP17s for the same patient ID Re-attending within 3 months - Adults	206	1,716	12.0%	14.6%	15.9%	16.0%
% of FP17s for the same patient ID Re-attending between 3 & 9 months - Children	581	878	66.2%	59.5%	60.6%	58.3%
% of FP17s for the same patient ID Re-attending between 3 & 9 months - Adults	1,236	1,716	72.0%	50.4%	51.6%	50.3%
% of FP17s for Band 1 Urgent Courses	161	2,562	6.3%	10.1%	9.5%	9.1%
% of FP17s Relating to Free Repair or Replacements	8	2,562	0.3%	0.9%	0.7%	0.8%
% of FP17s Relating to Continuations	0	2,562	0.0%	1.1%	1.0%	1.0%
% of Patients satisfied with the dentistry they have received	2	2	N/A	92.0%	92.0%	91.5%
% of Patients satisfied with the time they had to wait for an appointment	2	2	N/A	85.9%	88.1%	87.9%

* This is based on patients treated on this contract for their most recent course of treatment. Figures in italics indicate the base number of FP17s or Patient Questionnaire responses are less than 100. N/A is shown where the base number of responses is less than 10 during the period. % is calculated as Quantity/Base number*100

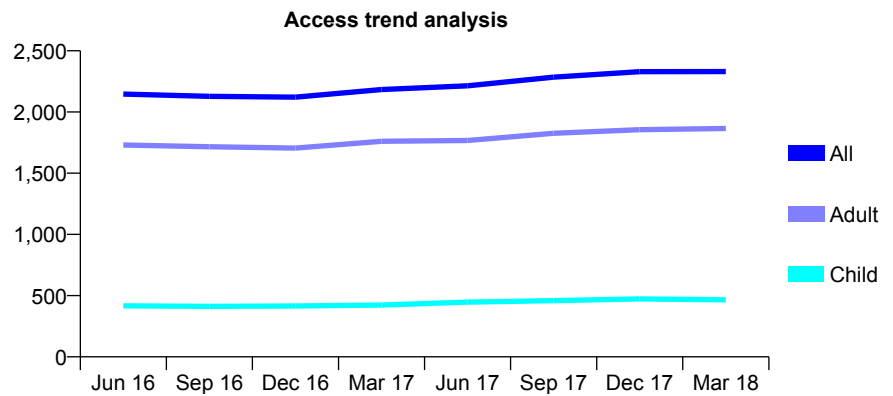
Q66 - Vital Signs At a Glance Contract Report for 830860/0001 - Year end March 2018

Name or company name	Simon Channing and Sally Button
Contract type name	GDS Contract
Purpose of contract	General
Contract start date	01/08/2009
Contract end date	

17/18 Contracted general activity (UDA)	7,000
Carry forward general activity (UDA)	-15
17/18 Contracted orthodontic activity (UOA)	0
Carry forward orthodontic activity (UOA)	0
Baseline contract value	£210,215.20

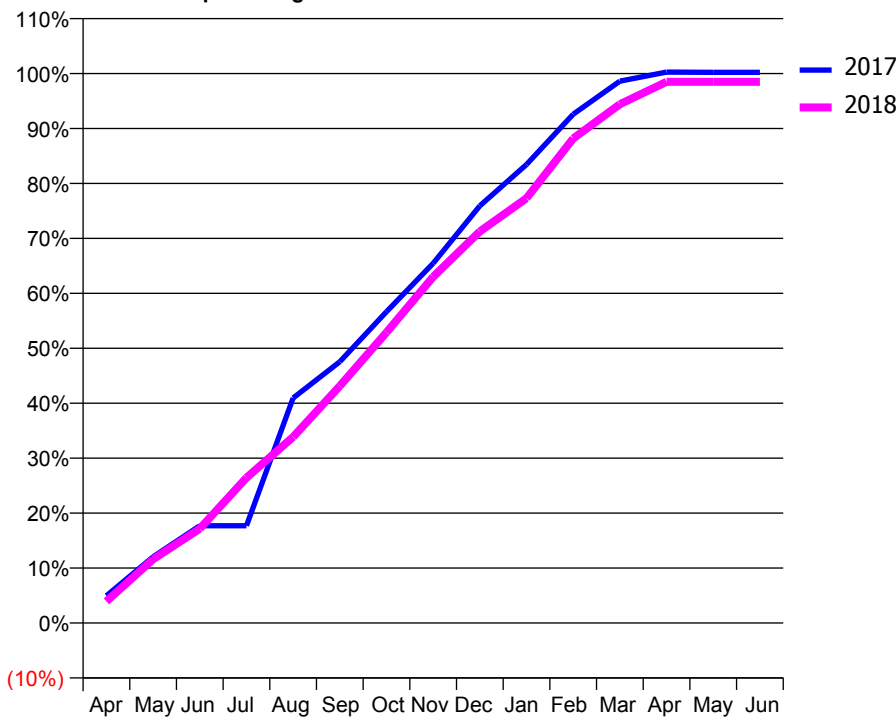
ACCESS*

Patients seen in 24 months	Total	Change since previous quarter
Quarter ending March 2017	2,184	
Quarter ending June 2017	2,214	→
Quarter ending September 2017	2,285	↑
Quarter ending December 2017	2,329	→
Quarter ending March 2018	2,331	→
Variance since March 2017	6.7%	↑



ACTIVITY

Cumulative percentage of contracted UDA delivered 2017 & 2018



Month	2017	2018
April	348	276
May	844	812
June	1,239	1,203
July	1,239	1,850
August	2,866	2,370
September	3,328	3,020
October	3,965	3,702
November	4,582	4,411
December	5,314	4,988
January	5,840	5,411
February	6,481	6,171
March	6,903	6,608
April	7,018	6,894
May	7,015	6,894
June	7,015	6,894

QUALITY

	Quantity	Base Number	Contract	AT	Region	England
% of FP17s for the same patient ID Re-attending within 3 months - Children	38	732	5.2%	10.0%	11.5%	11.9%
% of FP17s for the same patient ID Re-attending within 3 months - Adults	490	2,783	17.6%	14.6%	15.9%	16.0%
% of FP17s for the same patient ID Re-attending between 3 & 9 months - Children	487	732	66.5%	59.5%	60.6%	58.3%
% of FP17s for the same patient ID Re-attending between 3 & 9 months - Adults	1,476	2,783	53.0%	50.4%	51.6%	50.3%
% of FP17s for Band 1 Urgent Courses	426	3,558	12.0%	10.1%	9.5%	9.1%
% of FP17s Relating to Free Repair or Replacements	32	3,558	0.9%	0.9%	0.7%	0.8%
% of FP17s Relating to Continuations	56	3,558	1.6%	1.1%	1.0%	1.0%
% of Patients satisfied with the dentistry they have received	4	4	N/A	92.0%	92.0%	91.5%
% of Patients satisfied with the time they had to wait for an appointment	3	4	N/A	85.9%	88.1%	87.9%

* This is based on patients treated on this contract for their most recent course of treatment. Figures in italics indicate the base number of FP17s or Patient Questionnaire responses are less than 100. N/A is shown where the base number of responses is less than 10 during the period. % is calculated as Quantity/Base number*100

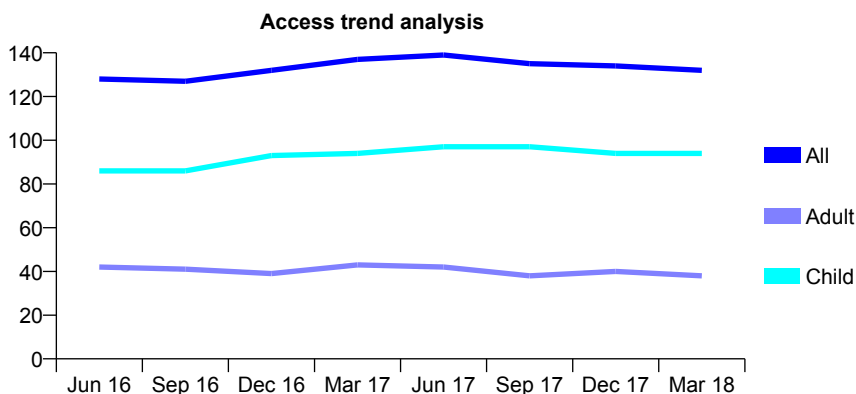
Q66 - Vital Signs At a Glance Contract Report for 831689/0001 - Year end March 2018

Name or company name	MR JN TERRY
Contract type name	GDS Contract
Purpose of contract	General
Contract start date	01/04/2006
Contract end date	

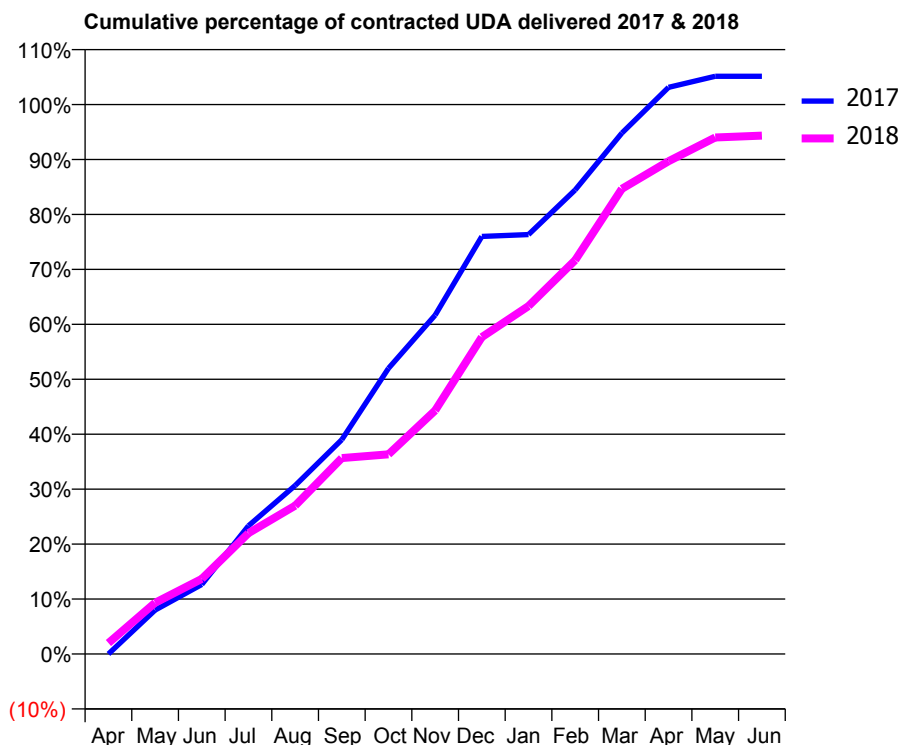
17/18 Contracted general activity (UDA)	300
Carry forward general activity (UDA)	-6
17/18 Contracted orthodontic activity (UOA)	0
Carry forward orthodontic activity (UOA)	0
Baseline contract value	£7,088.71

ACCESS*

Patients seen in 24 months	Total	Change since previous quarter
Quarter ending March 2017	137	
Quarter ending June 2017	139	→
Quarter ending September 2017	135	↓
Quarter ending December 2017	134	→
Quarter ending March 2018	132	↓
Variance since March 2017	(3.6%)	↓



ACTIVITY



Month	Adjusted Scheduled Activity (UDA)	
	2017	2018
April	0	6
May	24	28
June	38	41
July	70	66
August	92	81
September	117	107
October	156	109
November	185	133
December	228	173
January	229	190
February	253	215
March	284	254
April	309	269
May	315	282
June	315	283

QUALITY

	Quantity	Base Number	Contract	AT	Region	England
% of FP17s for the same patient ID Re-attending within 3 months - Children	46	194	23.7%	10.0%	11.5%	11.9%
% of FP17s for the same patient ID Re-attending within 3 months - Adults	9	37	24.3%	14.6%	15.9%	16.0%
% of FP17s for the same patient ID Re-attending between 3 & 9 months - Children	98	194	50.5%	59.5%	60.6%	58.3%
% of FP17s for the same patient ID Re-attending between 3 & 9 months - Adults	19	37	51.4%	50.4%	51.6%	50.3%
% of FP17s for Band 1 Urgent Courses	0	229	0.0%	10.1%	9.5%	9.1%
% of FP17s Relating to Free Repair or Replacements	0	229	0.0%	0.9%	0.7%	0.8%
% of FP17s Relating to Continuations	0	229	0.0%	1.1%	1.0%	1.0%
% of Patients satisfied with the dentistry they have received	0	0	N/A	92.0%	92.0%	91.5%
% of Patients satisfied with the time they had to wait for an appointment	0	0	N/A	85.9%	88.1%	87.9%

* This is based on patients treated on this contract for their most recent course of treatment. Figures in italics indicate the base number of FP17s or Patient Questionnaire responses are less than 100. N/A is shown where the base number of responses is less than 10 during the period. % is calculated as Quantity/Base number*100

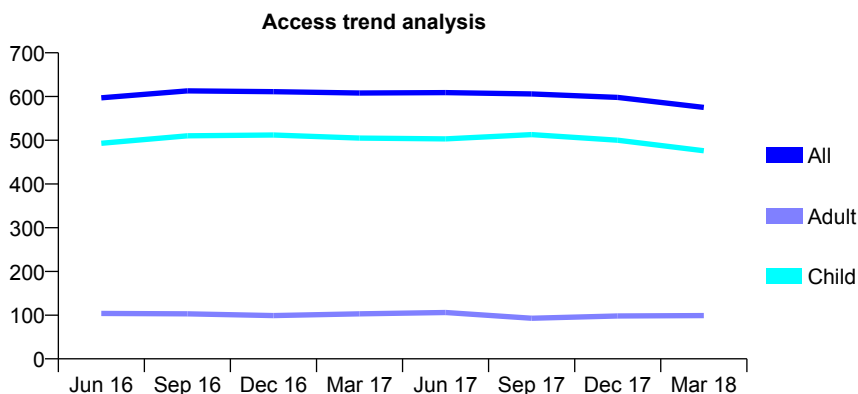
Q66 - Vital Signs At a Glance Contract Report for 833207/0001 - Year end March 2018

Name or company name	MR MR ADAMS
Contract type name	GDS Contract
Purpose of contract	General
Contract start date	01/04/2006
Contract end date	

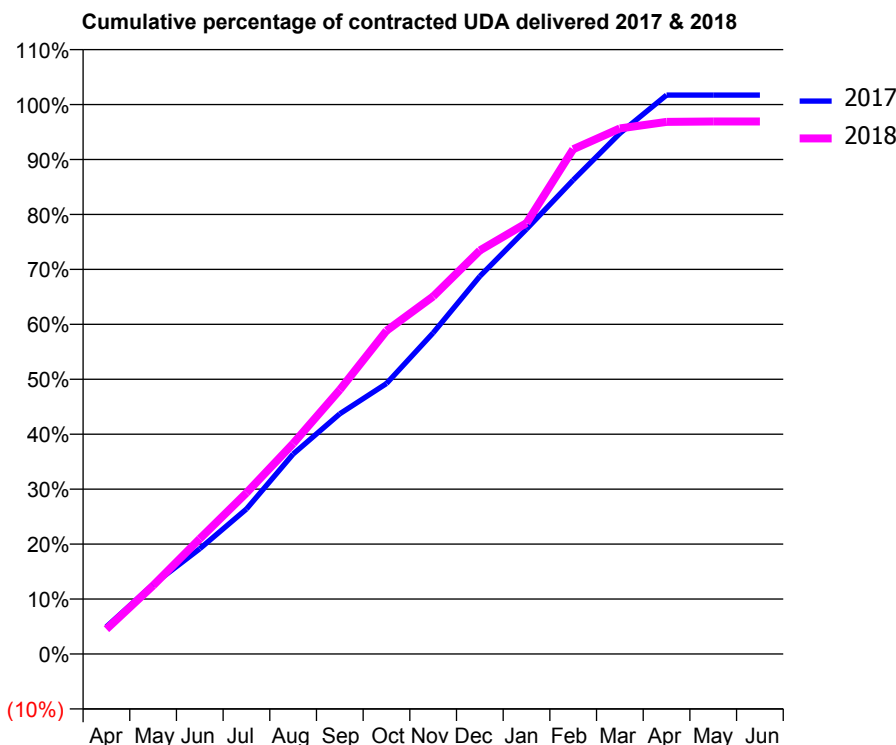
17/18 Contracted general activity (UDA)	1,110
Carry forward general activity (UDA)	-19
17/18 Contracted orthodontic activity (UOA)	0
Carry forward orthodontic activity (UOA)	0
Baseline contract value	£27,812.87

ACCESS*

Patients seen in 24 months	Total	Change since previous quarter
Quarter ending March 2017	608	
Quarter ending June 2017	609	→
Quarter ending September 2017	606	→
Quarter ending December 2017	598	↓
Quarter ending March 2018	575	↓
Variance since March 2017	(5.4%)	↓



ACTIVITY



Month	Adjusted Scheduled Activity (UDA)	
	2017	2018
April	55	50
May	141	138
June	213	233
July	293	326
August	404	425
September	485	534
October	546	653
November	649	722
December	763	815
January	858	870
February	957	1,020
March	1,052	1,062
April	1,129	1,075
May	1,129	1,076
June	1,129	1,076

QUALITY

	Quantity	Base Number	Contract	AT	Region	England
% of FP17s for the same patient ID Re-attending within 3 months - Children	50	733	6.8%	10.0%	11.5%	11.9%
% of FP17s for the same patient ID Re-attending within 3 months - Adults	5	57	8.8%	14.6%	15.9%	16.0%
% of FP17s for the same patient ID Re-attending between 3 & 9 months - Children	433	733	59.1%	59.5%	60.6%	58.3%
% of FP17s for the same patient ID Re-attending between 3 & 9 months - Adults	36	57	63.2%	50.4%	51.6%	50.3%
% of FP17s for Band 1 Urgent Courses	24	757	3.2%	10.1%	9.5%	9.1%
% of FP17s Relating to Free Repair or Replacements	0	757	0.0%	0.9%	0.7%	0.8%
% of FP17s Relating to Continuations	8	757	1.1%	1.1%	1.0%	1.0%
% of Patients satisfied with the dentistry they have received	0	0	N/A	92.0%	92.0%	91.5%
% of Patients satisfied with the time they had to wait for an appointment	0	0	N/A	85.9%	88.1%	87.9%

* This is based on patients treated on this contract for their most recent course of treatment. Figures in italics indicate the base number of FP17s or Patient Questionnaire responses are less than 100. N/A is shown where the base number of responses is less than 10 during the period. % is calculated as Quantity/Base number*100

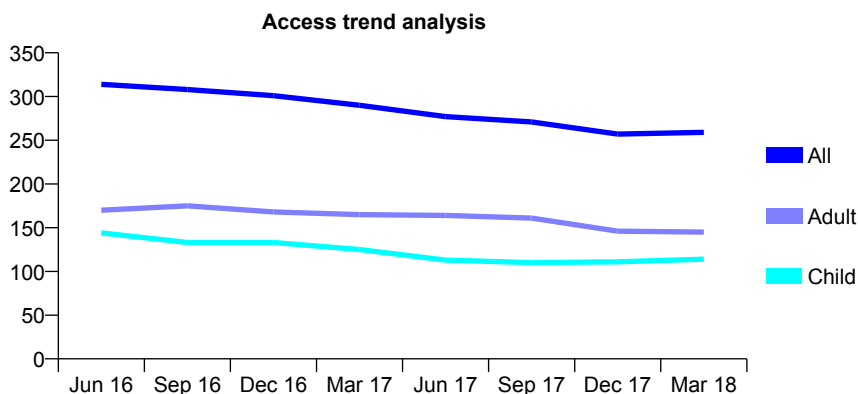
Q66 - Vital Signs At a Glance Contract Report for 843350/0001 - Year end March 2018

Name or company name	MR R ORDI
Contract type name	GDS Contract
Purpose of contract	General
Contract start date	01/04/2006
Contract end date	

17/18 Contracted general activity (UDA)	1,500
Carry forward general activity (UDA)	0
17/18 Contracted orthodontic activity (UOA)	0
Carry forward orthodontic activity (UOA)	0
Baseline contract value	£36,288.29

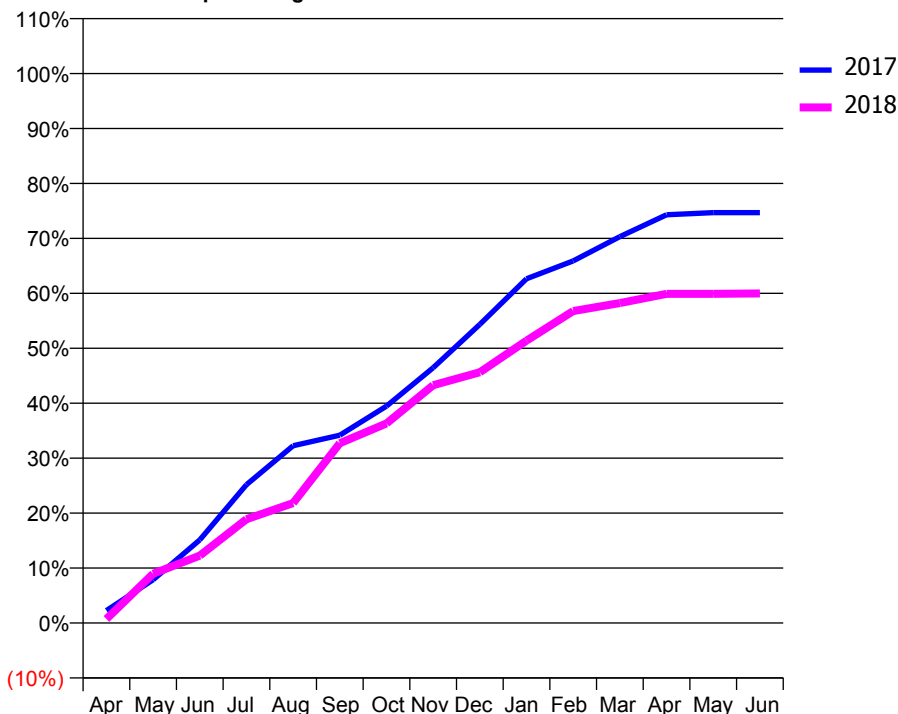
ACCESS*

Patients seen in 24 months	Total	Change since previous quarter
Quarter ending March 2017	290	
Quarter ending June 2017	277	↓
Quarter ending September 2017	271	↓
Quarter ending December 2017	257	↓
Quarter ending March 2018	259	→
Variance since March 2017	(10.7%)	↓



ACTIVITY

Cumulative percentage of contracted UDA delivered 2017 & 2018



Month	Adjusted Scheduled Activity (UDA)	
	2017	2018
April	34	11
May	118	135
June	227	184
July	378	283
August	484	327
September	513	491
October	592	545
November	697	649
December	815	685
January	940	771
February	988	852
March	1,055	874
April	1,114	899
May	1,120	899
June	1,120	900

QUALITY

	Quantity	Base Number	Contract	AT	Region	England
% of FP17s for the same patient ID Re-attending within 3 months - Children	13	159	8.2%	10.0%	11.5%	11.9%
% of FP17s for the same patient ID Re-attending within 3 months - Adults	24	201	11.9%	14.6%	15.9%	16.0%
% of FP17s for the same patient ID Re-attending between 3 & 9 months - Children	94	159	59.1%	59.5%	60.6%	58.3%
% of FP17s for the same patient ID Re-attending between 3 & 9 months - Adults	123	201	61.2%	50.4%	51.6%	50.3%
% of FP17s for Band 1 Urgent Courses	43	353	12.2%	10.1%	9.5%	9.1%
% of FP17s Relating to Free Repair or Replacements	0	353	0.0%	0.9%	0.7%	0.8%
% of FP17s Relating to Continuations	2	353	0.6%	1.1%	1.0%	1.0%
% of Patients satisfied with the dentistry they have received	1	1	N/A	92.0%	92.0%	91.5%
% of Patients satisfied with the time they had to wait for an appointment	1	1	N/A	85.9%	88.1%	87.9%

* This is based on patients treated on this contract for their most recent course of treatment. Figures in italics indicate the base number of FP17s or Patient Questionnaire responses are less than 100. N/A is shown where the base number of responses is less than 10 during the period. % is calculated as Quantity/Base number*100

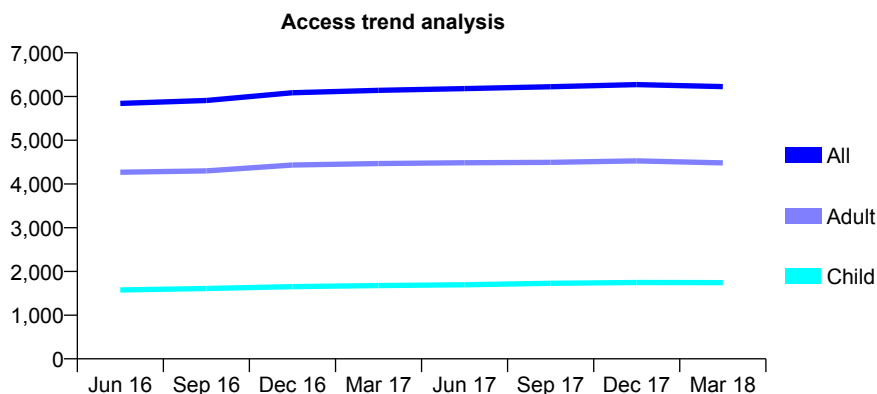
Q66 - Vital Signs At a Glance Contract Report for 852813/0001 - Year end March 2018

Name or company name	MR R KRIEL
Contract type name	GDS Contract
Purpose of contract	General
Contract start date	01/07/2006
Contract end date	

17/18 Contracted general activity (UDA)	17,818
Carry forward general activity (UDA)	42
17/18 Contracted orthodontic activity (UOA)	0
Carry forward orthodontic activity (UOA)	0
Baseline contract value	£468,069.28

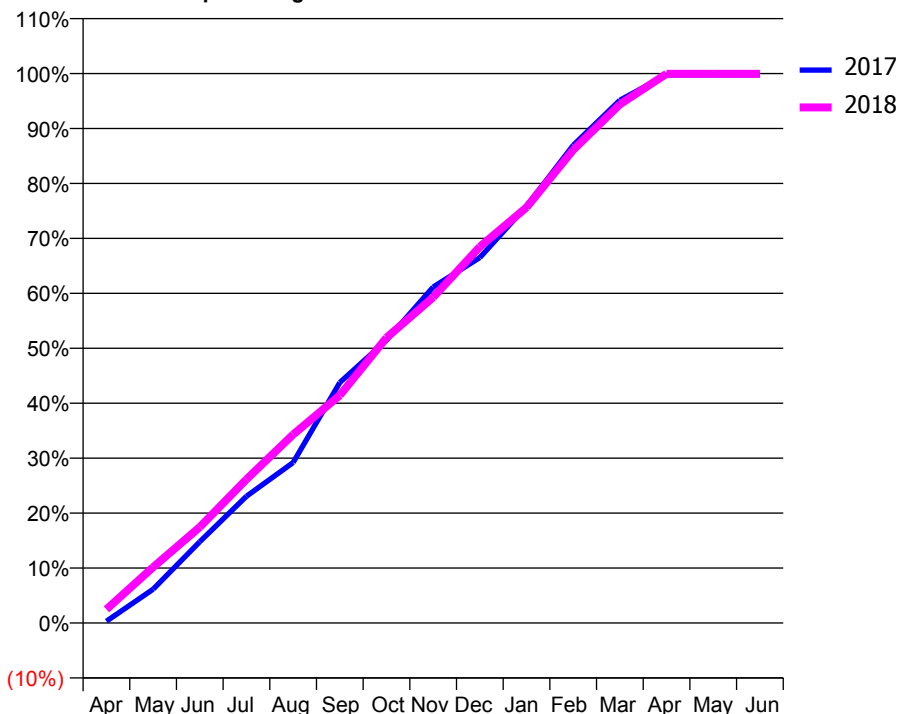
ACCESS*

Patients seen in 24 months	Total	Change since previous quarter
Quarter ending March 2017	6,142	
Quarter ending June 2017	6,180	→
Quarter ending September 2017	6,223	→
Quarter ending December 2017	6,272	→
Quarter ending March 2018	6,226	→
Variance since March 2017	1.4%	→



ACTIVITY

Cumulative percentage of contracted UDA delivered 2017 & 2018



Month	Adjusted Scheduled Activity (UDA)	
	2017	2018
April	57	443
May	1,096	1,809
June	2,634	3,110
July	4,108	4,660
August	5,203	6,111
September	7,800	7,382
October	9,169	9,250
November	10,892	10,561
December	11,851	12,200
January	13,518	13,475
February	15,491	15,338
March	16,953	16,816
April	17,772	17,808
May	17,774	17,809
June	17,776	17,809

QUALITY

	Quantity	Base Number	Contract	AT	Region	England
% of FP17s for the same patient ID Re-attending within 3 months - Children	285	3,054	9.3%	10.0%	11.5%	11.9%
% of FP17s for the same patient ID Re-attending within 3 months - Adults	644	6,310	10.2%	14.6%	15.9%	16.0%
% of FP17s for the same patient ID Re-attending between 3 & 9 months - Children	2,133	3,054	69.8%	59.5%	60.6%	58.3%
% of FP17s for the same patient ID Re-attending between 3 & 9 months - Adults	3,682	6,310	58.4%	50.4%	51.6%	50.3%
% of FP17s for Band 1 Urgent Courses	340	9,347	3.6%	10.1%	9.5%	9.1%
% of FP17s Relating to Free Repair or Replacements	74	9,347	0.8%	0.9%	0.7%	0.8%
% of FP17s Relating to Continuations	25	9,347	0.3%	1.1%	1.0%	1.0%
% of Patients satisfied with the dentistry they have received	13	15	86.7%	92.0%	92.0%	91.5%
% of Patients satisfied with the time they had to wait for an appointment	12	15	80.0%	85.9%	88.1%	87.9%

* This is based on patients treated on this contract for their most recent course of treatment. Figures in italics indicate the base number of FP17s or Patient Questionnaire responses are less than 100. N/A is shown where the base number of responses is less than 10 during the period. % is calculated as Quantity/Base number*100

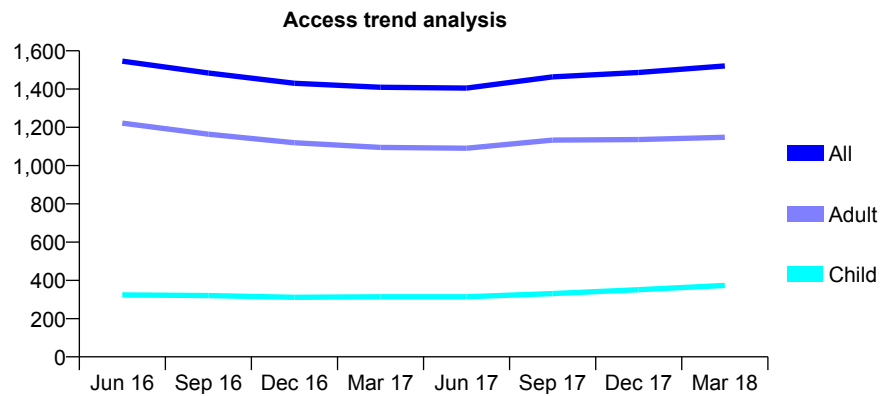
Q66 - Vital Signs At a Glance Contract Report for 861227/0001 - Year end March 2018

Name or company name	MR GG ERICS
Contract type name	GDS Contract
Purpose of contract	General
Contract start date	15/12/2013
Contract end date	

17/18 Contracted general activity (UDA)	9,600
Carry forward general activity (UDA)	-160
17/18 Contracted orthodontic activity (UOA)	0
Carry forward orthodontic activity (UOA)	0
Baseline contract value	£248,659.59

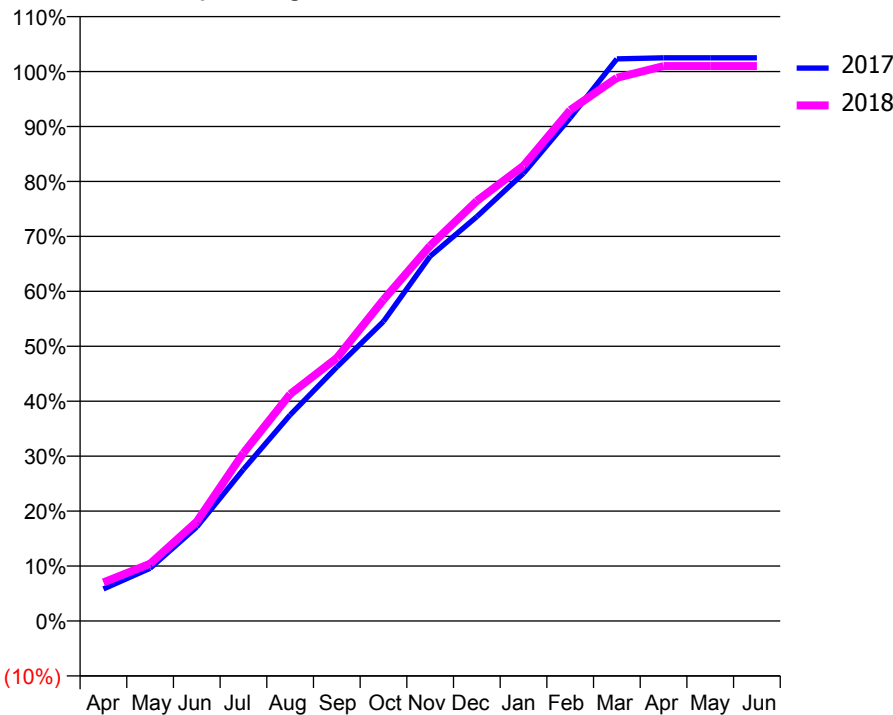
ACCESS*

Patients seen in 24 months	Total	Change since previous quarter
Quarter ending March 2017	1,409	
Quarter ending June 2017	1,405	→
Quarter ending September 2017	1,464	↑
Quarter ending December 2017	1,487	→
Quarter ending March 2018	1,521	↑
Variance since March 2017	7.9%	↑



ACTIVITY

Cumulative percentage of contracted UDA delivered 2017 & 2018



Month	Adjusted Scheduled Activity (UDA)	
	2017	2018
April	467	675
May	767	1,000
June	1,370	1,736
July	2,209	2,937
August	3,000	3,963
September	3,698	4,595
October	4,361	5,612
November	5,311	6,557
December	5,888	7,340
January	6,518	7,955
February	7,327	8,927
March	8,184	9,491
April	8,199	9,695
May	8,199	9,695
June	8,199	9,695

QUALITY

	Quantity	Base Number	Contract	AT	Region	England
% of FP17s for the same patient ID Re-attending within 3 months - Children	46	460	10.0%	10.0%	11.5%	11.9%
% of FP17s for the same patient ID Re-attending within 3 months - Adults	284	1,502	18.9%	14.6%	15.9%	16.0%
% of FP17s for the same patient ID Re-attending between 3 & 9 months - Children	166	460	36.1%	59.5%	60.6%	58.3%
% of FP17s for the same patient ID Re-attending between 3 & 9 months - Adults	612	1,502	40.7%	50.4%	51.6%	50.3%
% of FP17s for Band 1 Urgent Courses	23	2,013	1.1%	10.1%	9.5%	9.1%
% of FP17s Relating to Free Repair or Replacements	44	2,013	2.2%	0.9%	0.7%	0.8%
% of FP17s Relating to Continuations	23	2,013	1.1%	1.1%	1.0%	1.0%
% of Patients satisfied with the dentistry they have received	10	10	100.0%	92.0%	92.0%	91.5%
% of Patients satisfied with the time they had to wait for an appointment	10	10	100.0%	85.9%	88.1%	87.9%

* This is based on patients treated on this contract for their most recent course of treatment. Figures in italics indicate the base number of FP17s or Patient Questionnaire responses are less than 100. N/A is shown where the base number of responses is less than 10 during the period. % is calculated as Quantity/Base number*100

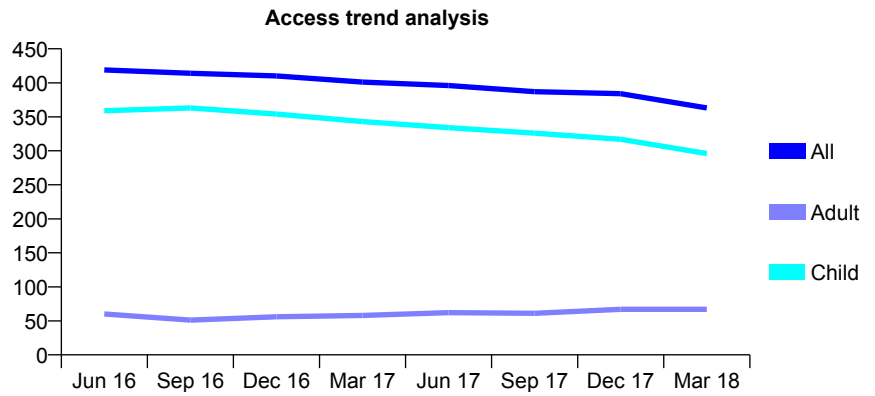
Q66 - Vital Signs At a Glance Contract Report for 865354/0001 - Year end March 2018

Name or company name	MS MJ LASKOWSKA
Contract type name	GDS Contract
Purpose of contract	General
Contract start date	01/04/2006
Contract end date	31/03/2018

17/18 Contracted general activity (UDA)	700
Carry forward general activity (UDA)	-14
17/18 Contracted orthodontic activity (UOA)	0
Carry forward orthodontic activity (UOA)	0
Baseline contract value	£18,696.40

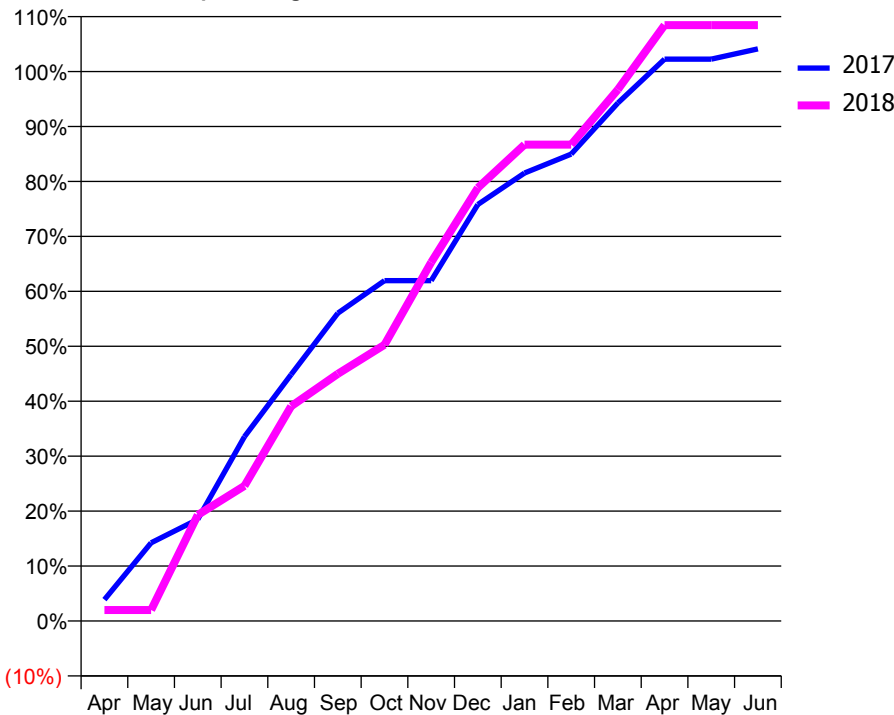
ACCESS*

Patients seen in 24 months	Total	Change since previous quarter
Quarter ending March 2017	401	
Quarter ending June 2017	396	↓
Quarter ending September 2017	387	↓
Quarter ending December 2017	384	→
Quarter ending March 2018	363	↓
Variance since March 2017	(9.5%)	↓



ACTIVITY

Cumulative percentage of contracted UDA delivered 2017 & 2018



Month	Adjusted Scheduled Activity (UDA)	
	2017	2018
April	27	14
May	100	14
June	130	135
July	235	172
August	314	274
September	392	315
October	434	352
November	434	457
December	531	552
January	571	607
February	595	607
March	660	677
April	716	759
May	716	759
June	729	759

QUALITY

	Quantity	Base Number	Contract	AT	Region	England
% of FP17s for the same patient ID Re-attending within 3 months - Children	8	507	1.6%	10.0%	11.5%	11.9%
% of FP17s for the same patient ID Re-attending within 3 months - Adults	3	33	9.1%	14.6%	15.9%	16.0%
% of FP17s for the same patient ID Re-attending between 3 & 9 months - Children	393	507	77.5%	59.5%	60.6%	58.3%
% of FP17s for the same patient ID Re-attending between 3 & 9 months - Adults	26	33	78.8%	50.4%	51.6%	50.3%
% of FP17s for Band 1 Urgent Courses	6	527	1.1%	10.1%	9.5%	9.1%
% of FP17s Relating to Free Repair or Replacements	0	527	0.0%	0.9%	0.7%	0.8%
% of FP17s Relating to Continuations	0	527	0.0%	1.1%	1.0%	1.0%
% of Patients satisfied with the dentistry they have received	1	1	N/A	92.0%	92.0%	91.5%
% of Patients satisfied with the time they had to wait for an appointment	1	1	N/A	85.9%	88.1%	87.9%

* This is based on patients treated on this contract for their most recent course of treatment. Figures in italics indicate the base number of FP17s or Patient Questionnaire responses are less than 100. N/A is shown where the base number of responses is less than 10 during the period. % is calculated as Quantity/Base number*100

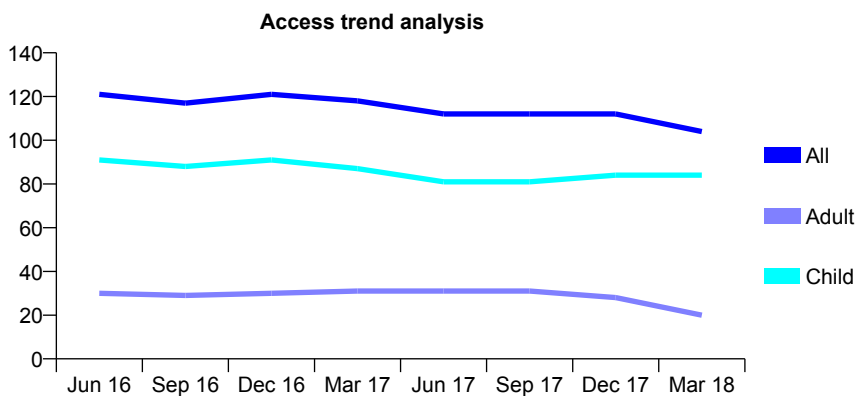
Q66 - Vital Signs At a Glance Contract Report for 906328/0001 - Year end March 2018

Name or company name	MR DA JONES
Contract type name	GDS Contract
Purpose of contract	General
Contract start date	01/04/2006
Contract end date	

17/18 Contracted general activity (UDA)	200
Carry forward general activity (UDA)	0
17/18 Contracted orthodontic activity (UOA)	0
Carry forward orthodontic activity (UOA)	0
Baseline contract value	£4,962.66

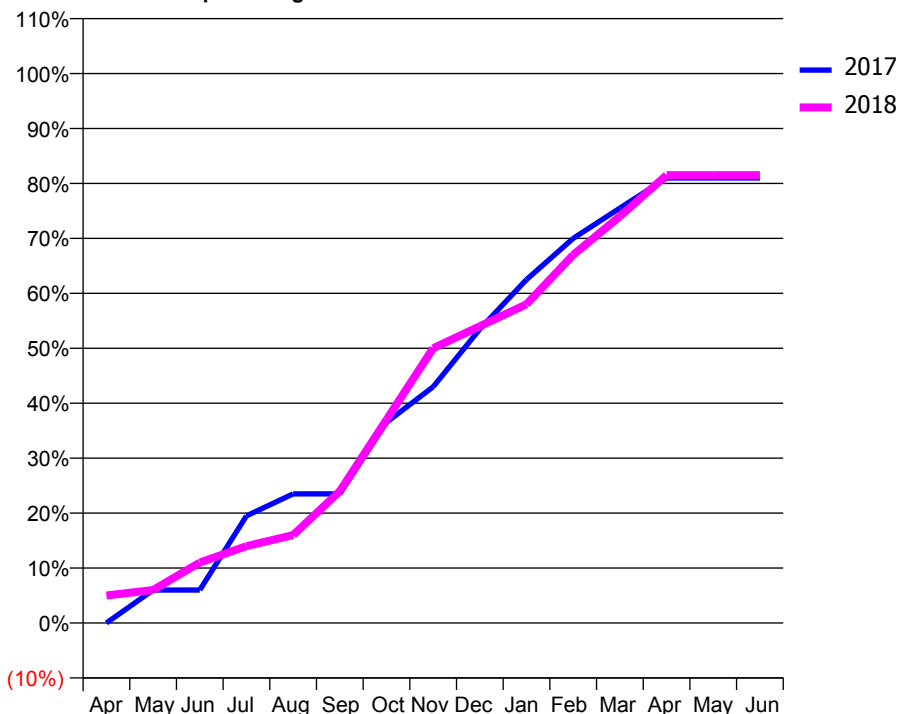
ACCESS*

Patients seen in 24 months	Total	Change since previous quarter
Quarter ending March 2017	118	
Quarter ending June 2017	112	↓
Quarter ending September 2017	112	→
Quarter ending December 2017	112	→
Quarter ending March 2018	104	↓
Variance since March 2017	(11.9%)	↓



ACTIVITY

Cumulative percentage of contracted UDA delivered 2017 & 2018



Month	Adjusted Scheduled Activity (UDA)	
	2017	2018
April	0	10
May	12	12
June	12	22
July	39	28
August	47	32
September	47	48
October	73	74
November	86	100
December	107	108
January	125	116
February	140	134
March	151	148
April	162	163
May	162	163
June	162	163

QUALITY

	Quantity	Base Number	Contract	AT	Region	England
% of FP17s for the same patient ID Re-attending within 3 months - Children	5	120	4.2%	10.0%	11.5%	11.9%
% of FP17s for the same patient ID Re-attending within 3 months - Adults	0	3	0.0%	14.6%	15.9%	16.0%
% of FP17s for the same patient ID Re-attending between 3 & 9 months - Children	68	120	56.7%	59.5%	60.6%	58.3%
% of FP17s for the same patient ID Re-attending between 3 & 9 months - Adults	2	3	66.7%	50.4%	51.6%	50.3%
% of FP17s for Band 1 Urgent Courses	0	125	0.0%	10.1%	9.5%	9.1%
% of FP17s Relating to Free Repair or Replacements	0	125	0.0%	0.9%	0.7%	0.8%
% of FP17s Relating to Continuations	4	125	3.2%	1.1%	1.0%	1.0%
% of Patients satisfied with the dentistry they have received	0	0	N/A	92.0%	92.0%	91.5%
% of Patients satisfied with the time they had to wait for an appointment	0	0	N/A	85.9%	88.1%	87.9%

* This is based on patients treated on this contract for their most recent course of treatment. Figures in italics indicate the base number of FP17s or Patient Questionnaire responses are less than 100. N/A is shown where the base number of responses is less than 10 during the period. % is calculated as Quantity/Base number*100

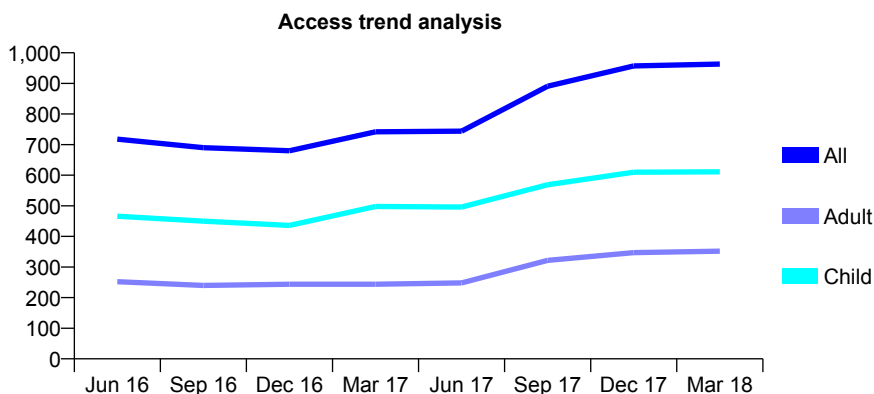
Q66 - Vital Signs At a Glance Contract Report for 907278/0001 - Year end March 2018

Name or company name	Whitehall Dental Practice
Contract type name	GDS Contract
Purpose of contract	General
Contract start date	01/04/2006
Contract end date	

17/18 Contracted general activity (UDA)	3,100
Carry forward general activity (UDA)	13
17/18 Contracted orthodontic activity (UOA)	0
Carry forward orthodontic activity (UOA)	0
Baseline contract value	£80,753.97

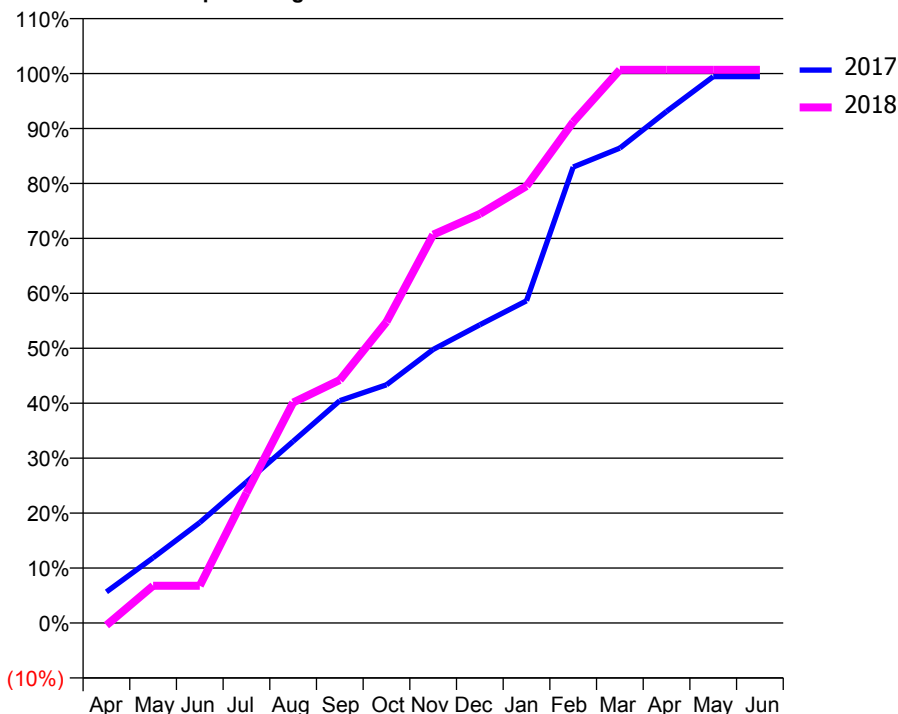
ACCESS*

Patients seen in 24 months	Total	Change since previous quarter
Quarter ending March 2017	742	
Quarter ending June 2017	744	→
Quarter ending September 2017	891	↑
Quarter ending December 2017	957	↑
Quarter ending March 2018	963	→
Variance since March 2017	29.8%	↑



ACTIVITY

Cumulative percentage of contracted UDA delivered 2017 & 2018



Month	2017	2018
April	125	-13
May	261	211
June	402	211
July	565	734
August	728	1,244
September	890	1,371
October	954	1,699
November	1,095	2,191
December	1,194	2,308
January	1,290	2,465
February	1,826	2,827
March	1,902	3,121
April	2,048	3,121
May	2,187	3,121
June	2,187	3,121

QUALITY

	Quantity	Base Number	Contract	AT	Region	England
% of FP17s for the same patient ID Re-attending within 3 months - Children	66	1,060	6.2%	10.0%	11.5%	11.9%
% of FP17s for the same patient ID Re-attending within 3 months - Adults	154	535	28.8%	14.6%	15.9%	16.0%
% of FP17s for the same patient ID Re-attending between 3 & 9 months - Children	671	1,060	63.3%	59.5%	60.6%	58.3%
% of FP17s for the same patient ID Re-attending between 3 & 9 months - Adults	206	535	38.5%	50.4%	51.6%	50.3%
% of FP17s for Band 1 Urgent Courses	107	1,477	7.2%	10.1%	9.5%	9.1%
% of FP17s Relating to Free Repair or Replacements	1	1,477	0.1%	0.9%	0.7%	0.8%
% of FP17s Relating to Continuations	41	1,477	2.8%	1.1%	1.0%	1.0%
% of Patients satisfied with the dentistry they have received	1	1	N/A	92.0%	92.0%	91.5%
% of Patients satisfied with the time they had to wait for an appointment	1	1	N/A	85.9%	88.1%	87.9%

* This is based on patients treated on this contract for their most recent course of treatment. Figures in italics indicate the base number of FP17s or Patient Questionnaire responses are less than 100. N/A is shown where the base number of responses is less than 10 during the period. % is calculated as Quantity/Base number*100

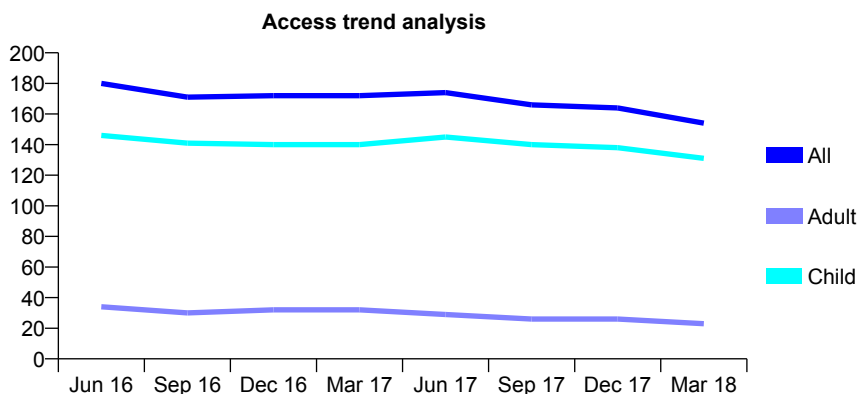
Q66 - Vital Signs At a Glance Contract Report for 912336/0001 - Year end March 2018

Name or company name	MRS ML ROBERTS
Contract type name	GDS Contract
Purpose of contract	General
Contract start date	01/04/2006
Contract end date	

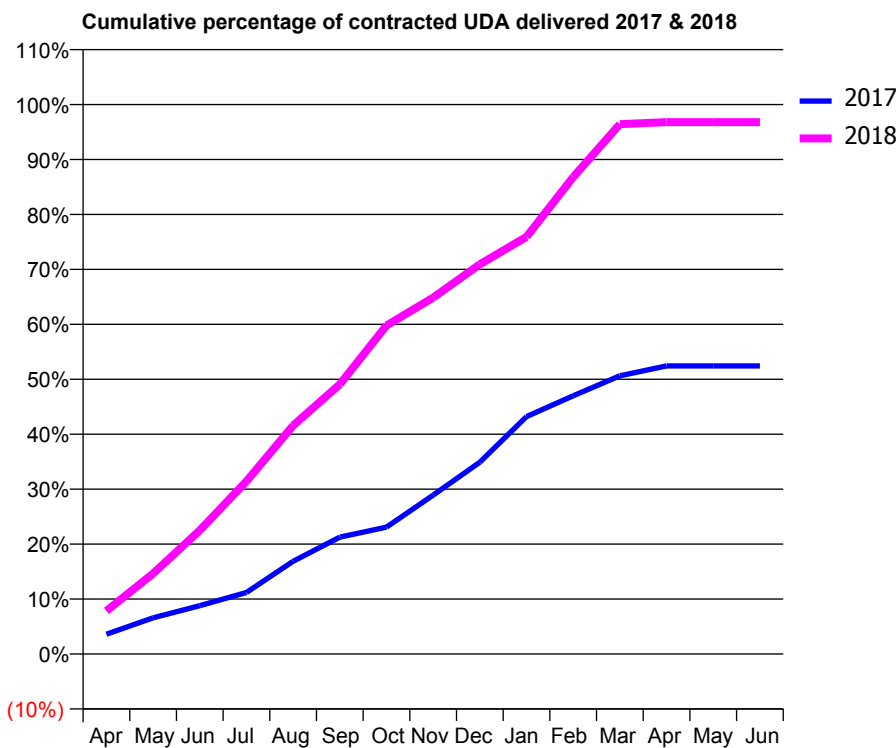
17/18 Contracted general activity (UDA)	280
Carry forward general activity (UDA)	0
17/18 Contracted orthodontic activity (UOA)	0
Carry forward orthodontic activity (UOA)	0
Baseline contract value	£6,940.98

ACCESS*

Patients seen in 24 months	Total	Change since previous quarter
Quarter ending March 2017	172	
Quarter ending June 2017	174	→
Quarter ending September 2017	166	↓
Quarter ending December 2017	164	↓
Quarter ending March 2018	154	↓
Variance since March 2017	(10.5%)	↓



ACTIVITY



Month	Adjusted Scheduled Activity (UDA)	
	2017	2018
April	18	22
May	33	41
June	44	63
July	56	88
August	84	116
September	106	137
October	115	167
November	145	182
December	175	199
January	216	213
February	235	243
March	253	270
April	262	271
May	262	271
June	262	271

QUALITY

	Quantity	Base Number	Contract	AT	Region	England
% of FP17s for the same patient ID Re-attending within 3 months - Children	14	199	7.0%	10.0%	11.5%	11.9%
% of FP17s for the same patient ID Re-attending within 3 months - Adults	2	13	15.4%	14.6%	15.9%	16.0%
% of FP17s for the same patient ID Re-attending between 3 & 9 months - Children	128	199	64.3%	59.5%	60.6%	58.3%
% of FP17s for the same patient ID Re-attending between 3 & 9 months - Adults	7	13	53.8%	50.4%	51.6%	50.3%
% of FP17s for Band 1 Urgent Courses	5	208	2.4%	10.1%	9.5%	9.1%
% of FP17s Relating to Free Repair or Replacements	0	208	0.0%	0.9%	0.7%	0.8%
% of FP17s Relating to Continuations	0	208	0.0%	1.1%	1.0%	1.0%
% of Patients satisfied with the dentistry they have received	0	0	N/A	92.0%	92.0%	91.5%
% of Patients satisfied with the time they had to wait for an appointment	0	0	N/A	85.9%	88.1%	87.9%

* This is based on patients treated on this contract for their most recent course of treatment. Figures in italics indicate the base number of FP17s or Patient Questionnaire responses are less than 100. N/A is shown where the base number of responses is less than 10 during the period. % is calculated as Quantity/Base number*100

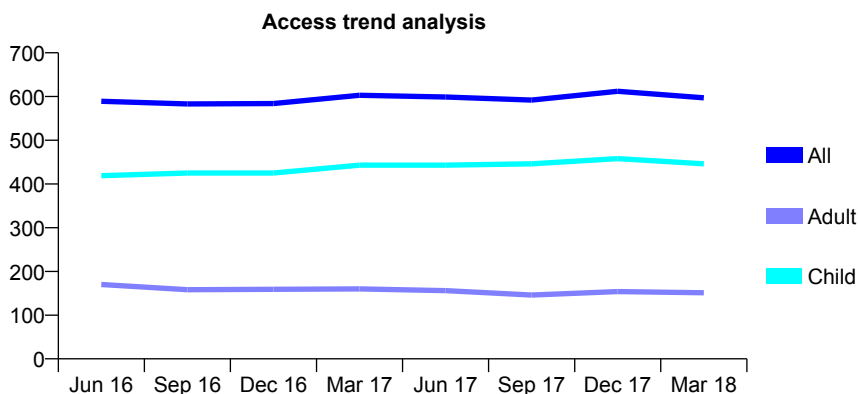
Q66 - Vital Signs At a Glance Contract Report for 913340/0001 - Year end March 2018

Name or company name	Park Chambers Dental Practice
Contract type name	GDS Contract
Purpose of contract	General
Contract start date	01/04/2006
Contract end date	

17/18 Contracted general activity (UDA)	1,105
Carry forward general activity (UDA)	-22
17/18 Contracted orthodontic activity (UOA)	0
Carry forward orthodontic activity (UOA)	0
Baseline contract value	£34,828.76

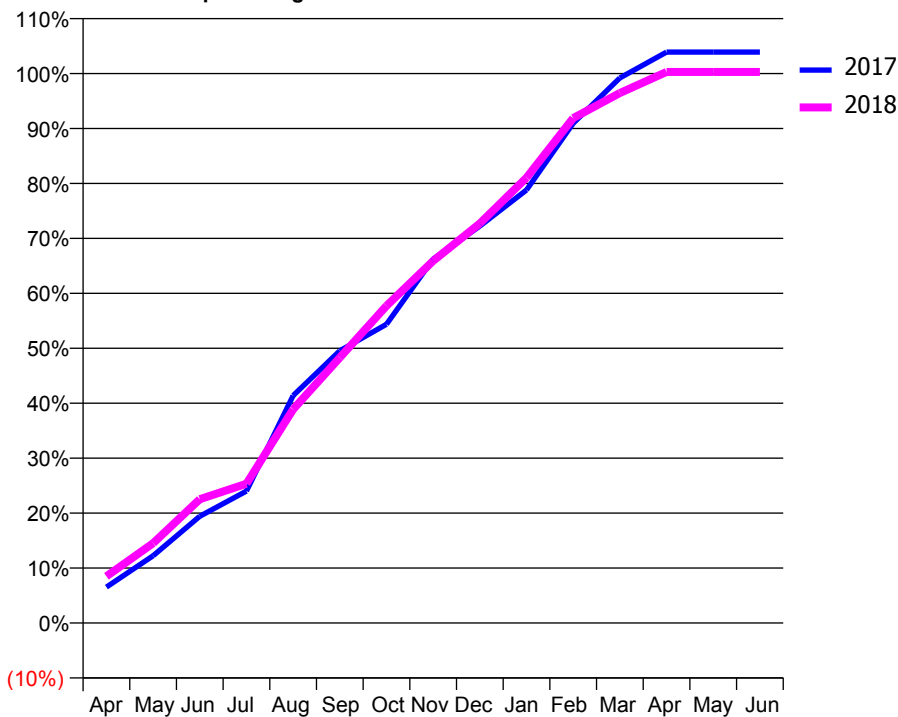
ACCESS*

Patients seen in 24 months	Total	Change since previous quarter
Quarter ending March 2017	603	
Quarter ending June 2017	599	→
Quarter ending September 2017	592	↓
Quarter ending December 2017	612	↑
Quarter ending March 2018	597	↓
Variance since March 2017	(1.0%)	→



ACTIVITY

Cumulative percentage of contracted UDA delivered 2017 & 2018



Month	Adjusted Scheduled Activity (UDA)	
	2017	2018
April	72	94
May	135	160
June	215	249
July	265	280
August	457	430
September	547	534
October	601	638
November	732	728
December	798	803
January	871	896
February	1,005	1,015
March	1,096	1,066
April	1,148	1,108
May	1,148	1,108
June	1,148	1,108

QUALITY

	Quantity	Base Number	Contract	AT	Region	England
% of FP17s for the same patient ID Re-attending within 3 months - Children	30	654	4.6%	10.0%	11.5%	11.9%
% of FP17s for the same patient ID Re-attending within 3 months - Adults	2	128	1.6%	14.6%	15.9%	16.0%
% of FP17s for the same patient ID Re-attending between 3 & 9 months - Children	404	654	61.8%	59.5%	60.6%	58.3%
% of FP17s for the same patient ID Re-attending between 3 & 9 months - Adults	65	128	50.8%	50.4%	51.6%	50.3%
% of FP17s for Band 1 Urgent Courses	25	779	3.2%	10.1%	9.5%	9.1%
% of FP17s Relating to Free Repair or Replacements	0	779	0.0%	0.9%	0.7%	0.8%
% of FP17s Relating to Continuations	2	779	0.3%	1.1%	1.0%	1.0%
% of Patients satisfied with the dentistry they have received	1	1	N/A	92.0%	92.0%	91.5%
% of Patients satisfied with the time they had to wait for an appointment	1	1	N/A	85.9%	88.1%	87.9%

* This is based on patients treated on this contract for their most recent course of treatment. Figures in italics indicate the base number of FP17s or Patient Questionnaire responses are less than 100. N/A is shown where the base number of responses is less than 10 during the period. % is calculated as Quantity/Base number*100

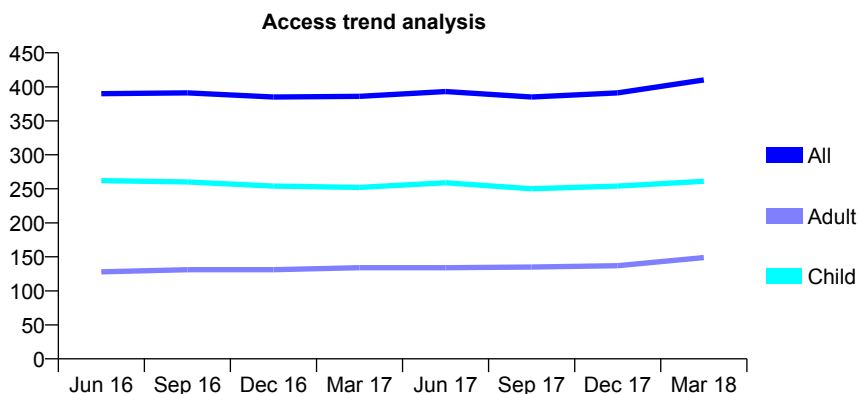
Q66 - Vital Signs At a Glance Contract Report for 920444/0001 - Year end March 2018

Name or company name	MR DG O'HALLORAN
Contract type name	GDS Contract
Purpose of contract	General
Contract start date	01/04/2006
Contract end date	

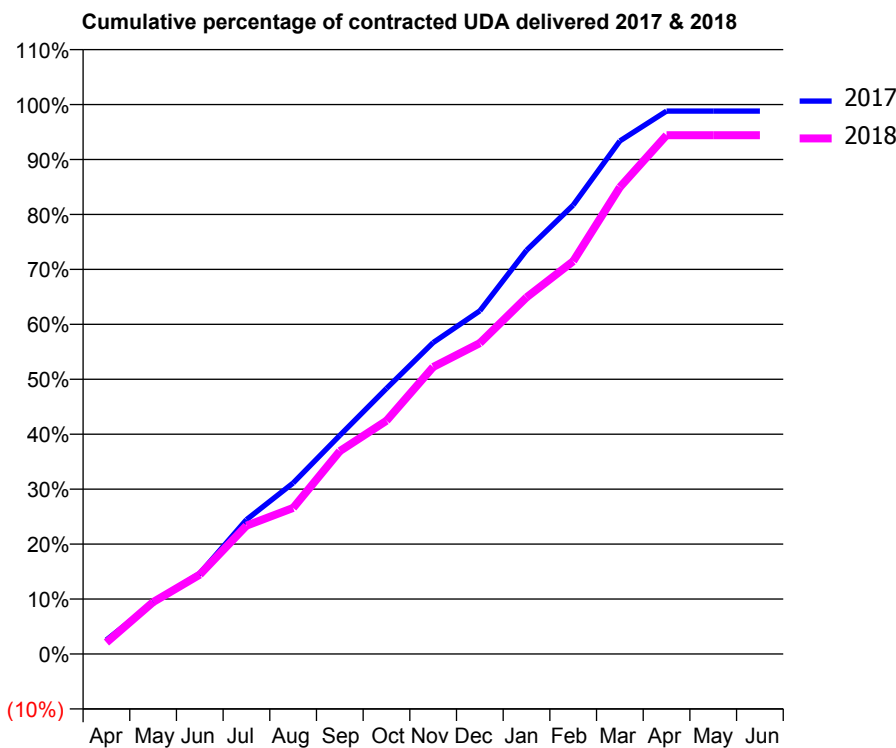
17/18 Contracted general activity (UDA)	900
Carry forward general activity (UDA)	11
17/18 Contracted orthodontic activity (UOA)	0
Carry forward orthodontic activity (UOA)	0
Baseline contract value	£26,208.55

ACCESS*

Patients seen in 24 months	Total	Change since previous quarter
Quarter ending March 2017	386	
Quarter ending June 2017	393	→
Quarter ending September 2017	385	↓
Quarter ending December 2017	391	→
Quarter ending March 2018	410	↑
Variance since March 2017	6.2%	↑



ACTIVITY



Month	Adjusted Scheduled Activity (UDA)	
	2017	2018
April	23	19
May	84	85
June	132	130
July	220	210
August	280	239
September	358	332
October	435	382
November	510	470
December	562	509
January	661	584
February	735	643
March	840	765
April	889	850
May	889	850
June	889	850

QUALITY

	Quantity	Base Number	Contract	AT	Region	England
% of FP17s for the same patient ID Re-attending within 3 months - Children	22	448	4.9%	10.0%	11.5%	11.9%
% of FP17s for the same patient ID Re-attending within 3 months - Adults	9	142	6.3%	14.6%	15.9%	16.0%
% of FP17s for the same patient ID Re-attending between 3 & 9 months - Children	358	448	79.9%	59.5%	60.6%	58.3%
% of FP17s for the same patient ID Re-attending between 3 & 9 months - Adults	55	142	38.7%	50.4%	51.6%	50.3%
% of FP17s for Band 1 Urgent Courses	3	605	0.5%	10.1%	9.5%	9.1%
% of FP17s Relating to Free Repair or Replacements	0	605	0.0%	0.9%	0.7%	0.8%
% of FP17s Relating to Continuations	0	605	0.0%	1.1%	1.0%	1.0%
% of Patients satisfied with the dentistry they have received	1	1	N/A	92.0%	92.0%	91.5%
% of Patients satisfied with the time they had to wait for an appointment	1	1	N/A	85.9%	88.1%	87.9%

* This is based on patients treated on this contract for their most recent course of treatment. Figures in italics indicate the base number of FP17s or Patient Questionnaire responses are less than 100. N/A is shown where the base number of responses is less than 10 during the period. % is calculated as Quantity/Base number*100

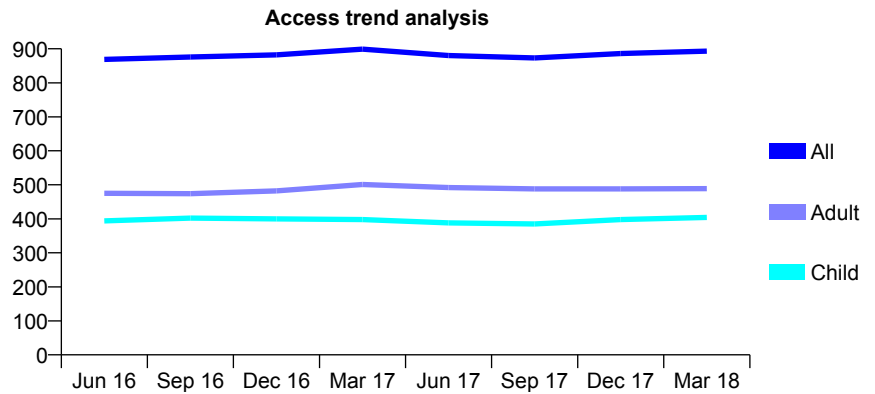
Q66 - Vital Signs At a Glance Contract Report for 925179/0001 - Year end March 2018

Name or company name	MR MJ GOATMAN
Contract type name	GDS Contract
Purpose of contract	General
Contract start date	01/04/2006
Contract end date	

17/18 Contracted general activity (UDA)	2,216
Carry forward general activity (UDA)	-13
17/18 Contracted orthodontic activity (UOA)	0
Carry forward orthodontic activity (UOA)	0
Baseline contract value	£49,204.60

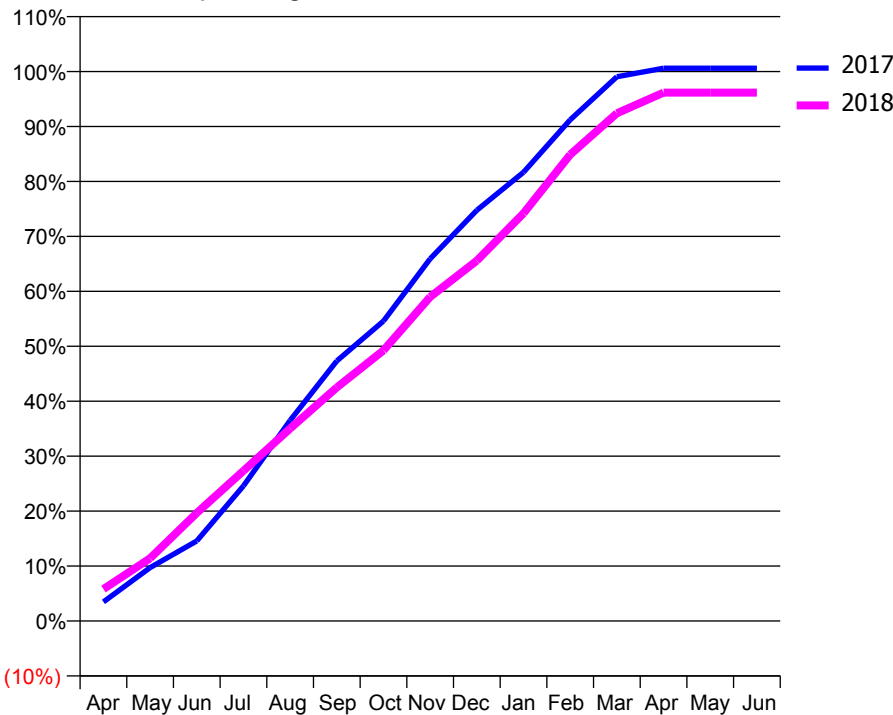
ACCESS*

Patients seen in 24 months	Total	Change since previous quarter
Quarter ending March 2017	899	
Quarter ending June 2017	880	↓
Quarter ending September 2017	873	→
Quarter ending December 2017	886	→
Quarter ending March 2018	893	→
Variance since March 2017	(0.7%)	→



ACTIVITY

Cumulative percentage of contracted UDA delivered 2017 & 2018



Month	Adjusted Scheduled Activity (UDA)	
	2017	2018
April	77	129
May	216	253
June	323	436
July	545	606
August	809	776
September	1,049	942
October	1,210	1,092
November	1,461	1,307
December	1,657	1,453
January	1,810	1,644
February	2,021	1,881
March	2,195	2,048
April	2,229	2,131
May	2,229	2,131
June	2,229	2,131

QUALITY

	Quantity	Base Number	Contract	AT	Region	England
% of FP17s for the same patient ID Re-attending within 3 months - Children	32	556	5.8%	10.0%	11.5%	11.9%
% of FP17s for the same patient ID Re-attending within 3 months - Adults	105	603	17.4%	14.6%	15.9%	16.0%
% of FP17s for the same patient ID Re-attending between 3 & 9 months - Children	354	556	63.7%	59.5%	60.6%	58.3%
% of FP17s for the same patient ID Re-attending between 3 & 9 months - Adults	332	603	55.1%	50.4%	51.6%	50.3%
% of FP17s for Band 1 Urgent Courses	50	1,179	4.2%	10.1%	9.5%	9.1%
% of FP17s Relating to Free Repair or Replacements	0	1,179	0.0%	0.9%	0.7%	0.8%
% of FP17s Relating to Continuations	0	1,179	0.0%	1.1%	1.0%	1.0%
% of Patients satisfied with the dentistry they have received	2	2	N/A	92.0%	92.0%	91.5%
% of Patients satisfied with the time they had to wait for an appointment	2	2	N/A	85.9%	88.1%	87.9%

* This is based on patients treated on this contract for their most recent course of treatment. Figures in italics indicate the base number of FP17s or Patient Questionnaire responses are less than 100. N/A is shown where the base number of responses is less than 10 during the period. % is calculated as Quantity/Base number*100

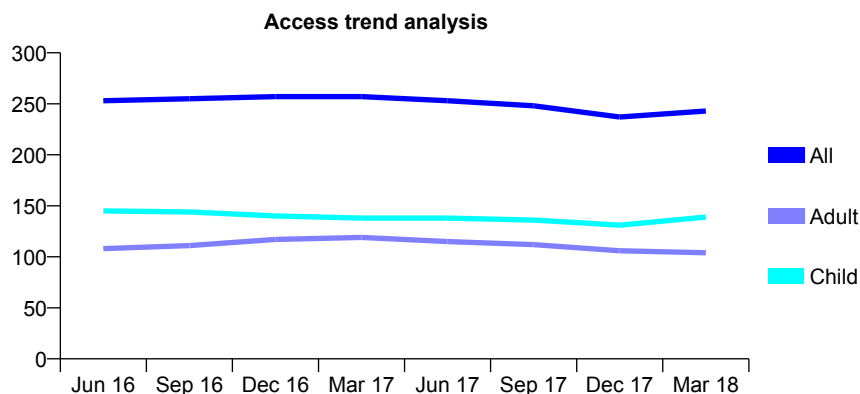
Q66 - Vital Signs At a Glance Contract Report for 926949/0001 - Year end March 2018

Name or company name	MRS P SELLEY
Contract type name	GDS Contract
Purpose of contract	General
Contract start date	01/04/2006
Contract end date	

17/18 Contracted general activity (UDA)	900
Carry forward general activity (UDA)	-8
17/18 Contracted orthodontic activity (UOA)	0
Carry forward orthodontic activity (UOA)	0
Baseline contract value	£29,322.13

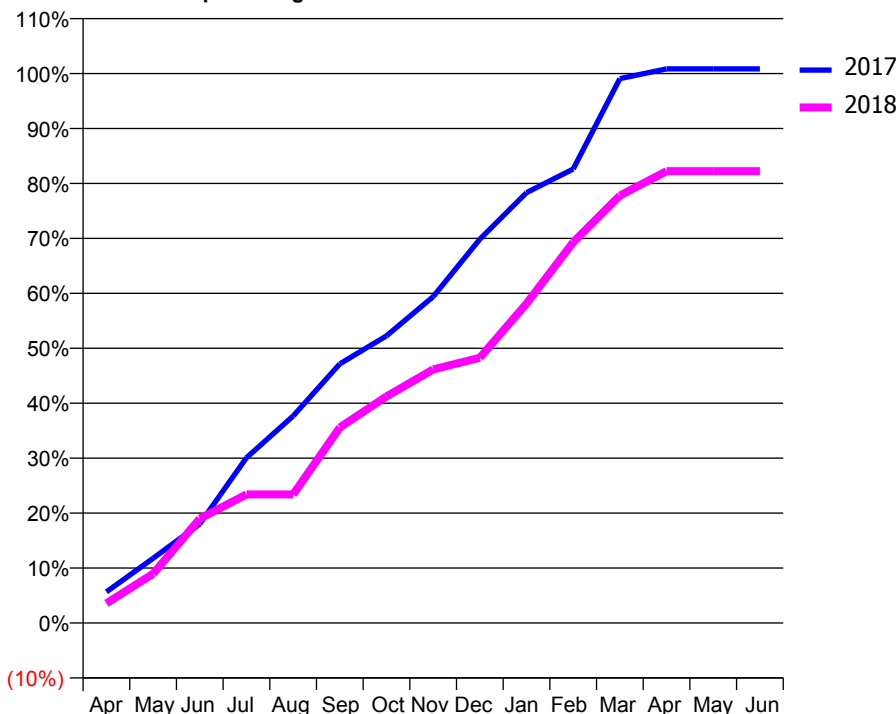
ACCESS*

Patients seen in 24 months	Total	Change since previous quarter
Quarter ending March 2017	257	
Quarter ending June 2017	253	↓
Quarter ending September 2017	248	↓
Quarter ending December 2017	237	↓
Quarter ending March 2018	243	↑
Variance since March 2017	(5.4%)	↓



ACTIVITY

Cumulative percentage of contracted UDA delivered 2017 & 2018



Adjusted Scheduled Activity (UDA)

Month	2017	2018
April	51	32
May	106	81
June	162	171
July	271	211
August	339	211
September	424	320
October	470	371
November	535	415
December	629	435
January	705	523
February	744	624
March	892	700
April	908	740
May	908	740
June	908	740

QUALITY

	Quantity	Base Number	Contract	AT	Region	England
% of FP17s for the same patient ID Re-attending within 3 months - Children	6	199	3.0%	10.0%	11.5%	11.9%
% of FP17s for the same patient ID Re-attending within 3 months - Adults	15	119	12.6%	14.6%	15.9%	16.0%
% of FP17s for the same patient ID Re-attending between 3 & 9 months - Children	103	199	51.8%	59.5%	60.6%	58.3%
% of FP17s for the same patient ID Re-attending between 3 & 9 months - Adults	75	119	63.0%	50.4%	51.6%	50.3%
% of FP17s for Band 1 Urgent Courses	20	320	6.3%	10.1%	9.5%	9.1%
% of FP17s Relating to Free Repair or Replacements	0	320	0.0%	0.9%	0.7%	0.8%
% of FP17s Relating to Continuations	0	320	0.0%	1.1%	1.0%	1.0%
% of Patients satisfied with the dentistry they have received	0	0	N/A	92.0%	92.0%	91.5%
% of Patients satisfied with the time they had to wait for an appointment	0	0	N/A	85.9%	88.1%	87.9%

* This is based on patients treated on this contract for their most recent course of treatment. Figures in italics indicate the base number of FP17s or Patient Questionnaire responses are less than 100. N/A is shown where the base number of responses is less than 10 during the period. % is calculated as Quantity/Base number*100

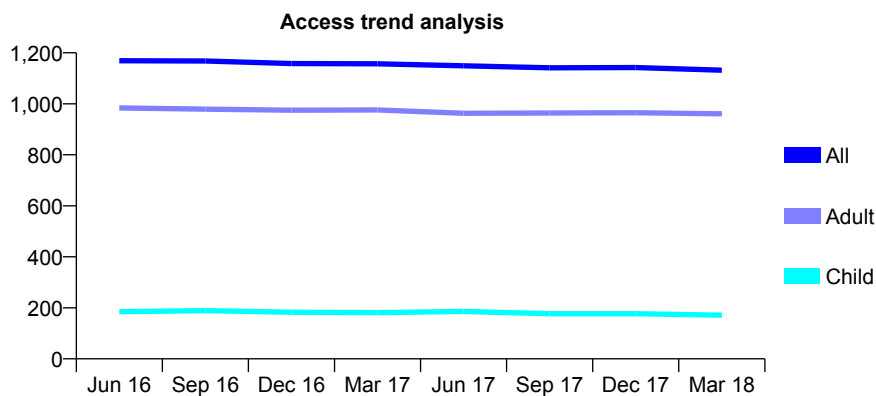
Q66 - Vital Signs At a Glance Contract Report for 933023/0001 - Year end March 2018

Name or company name	MR M AZIZI
Contract type name	GDS Contract
Purpose of contract	General
Contract start date	01/04/2006
Contract end date	

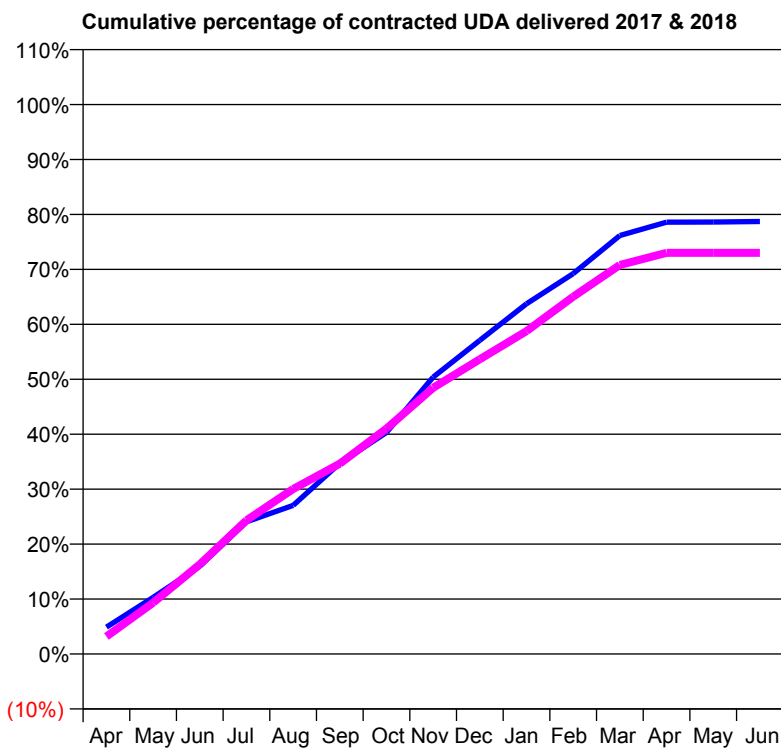
17/18 Contracted general activity (UDA)	4,600
Carry forward general activity (UDA)	0
17/18 Contracted orthodontic activity (UOA)	0
Carry forward orthodontic activity (UOA)	0
Baseline contract value	£106,829.42

ACCESS*

Patients seen in 24 months	Total	Change since previous quarter
Quarter ending March 2017	1,157	
Quarter ending June 2017	1,149	→
Quarter ending September 2017	1,141	→
Quarter ending December 2017	1,142	→
Quarter ending March 2018	1,132	→
Variance since March 2017	(2.2%)	↓



ACTIVITY



Month	Adjusted Scheduled Activity (UDA)	
	2017	2018
April	225	147
May	474	429
June	735	751
July	1,107	1,119
August	1,244	1,382
September	1,596	1,593
October	1,855	1,888
November	2,318	2,228
December	2,626	2,467
January	2,932	2,703
February	3,184	2,991
March	3,504	3,257
April	3,615	3,358
May	3,616	3,358
June	3,620	3,358

QUALITY

	Quantity	Base Number	Contract	AT	Region	England
% of FP17s for the same patient ID Re-attending within 3 months - Children	9	276	3.3%	10.0%	11.5%	11.9%
% of FP17s for the same patient ID Re-attending within 3 months - Adults	224	1,578	14.2%	14.6%	15.9%	16.0%
% of FP17s for the same patient ID Re-attending between 3 & 9 months - Children	198	276	71.7%	59.5%	60.6%	58.3%
% of FP17s for the same patient ID Re-attending between 3 & 9 months - Adults	1,082	1,578	68.6%	50.4%	51.6%	50.3%
% of FP17s for Band 1 Urgent Courses	75	1,838	4.1%	10.1%	9.5%	9.1%
% of FP17s Relating to Free Repair or Replacements	0	1,838	0.0%	0.9%	0.7%	0.8%
% of FP17s Relating to Continuations	47	1,838	2.6%	1.1%	1.0%	1.0%
% of Patients satisfied with the dentistry they have received	1	1	N/A	92.0%	92.0%	91.5%
% of Patients satisfied with the time they had to wait for an appointment	1	1	N/A	85.9%	88.1%	87.9%

* This is based on patients treated on this contract for their most recent course of treatment. Figures in italics indicate the base number of FP17s or Patient Questionnaire responses are less than 100. N/A is shown where the base number of responses is less than 10 during the period. % is calculated as Quantity/Base number*100

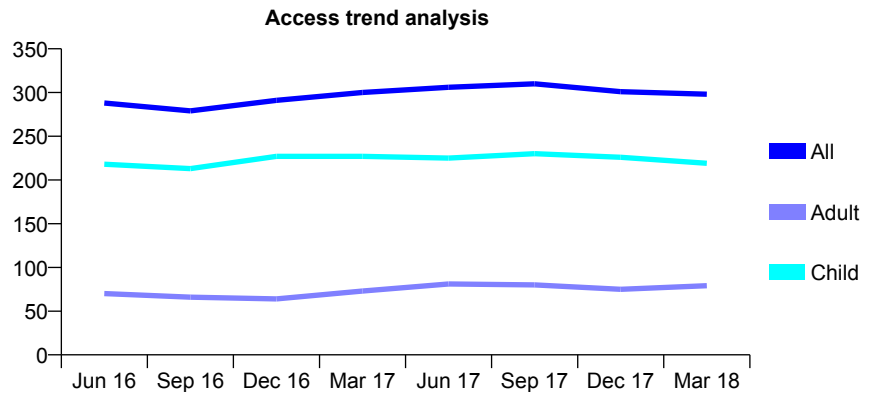
Q66 - Vital Signs At a Glance Contract Report for 953008/0001 - Year end March 2018

Name or company name	MR RC EVANS
Contract type name	GDS Contract
Purpose of contract	General
Contract start date	01/09/2009
Contract end date	

17/18 Contracted general activity (UDA)	600
Carry forward general activity (UDA)	0
17/18 Contracted orthodontic activity (UOA)	0
Carry forward orthodontic activity (UOA)	0
Baseline contract value	£15,807.92

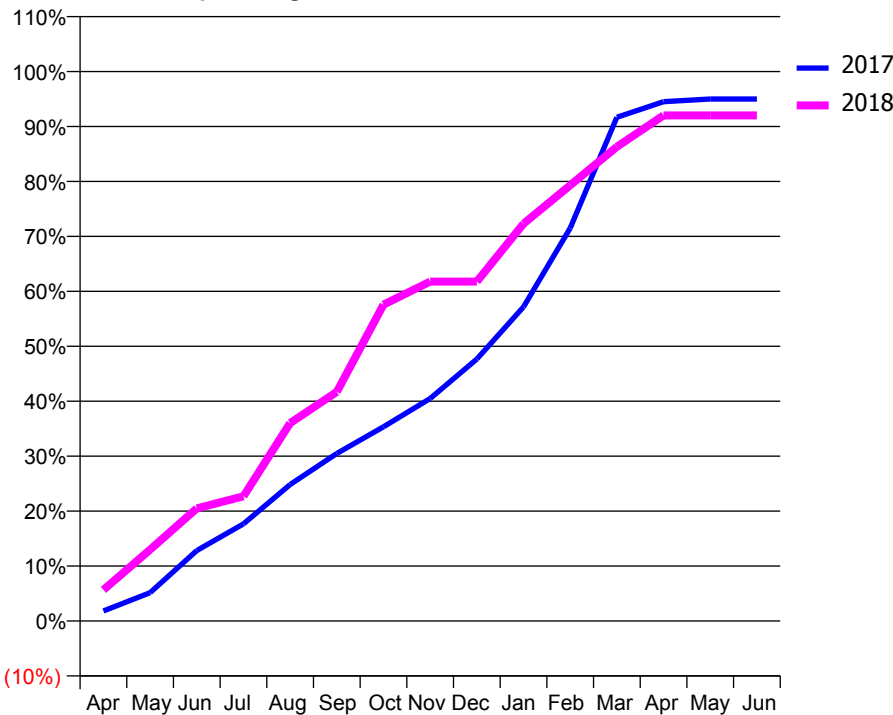
ACCESS*

Patients seen in 24 months	Total	Change since previous quarter
Quarter ending March 2017	300	
Quarter ending June 2017	306	↑
Quarter ending September 2017	310	→
Quarter ending December 2017	301	↓
Quarter ending March 2018	298	→
Variance since March 2017	(0.7%)	→



ACTIVITY

Cumulative percentage of contracted UDA delivered 2017 & 2018



Month	Adjusted Scheduled Activity (UDA)	
	2017	2018
April	11	34
May	31	78
June	77	123
July	106	136
August	149	216
September	183	250
October	212	345
November	243	371
December	286	371
January	343	434
February	429	476
March	550	518
April	567	552
May	570	552
June	570	552

QUALITY

	Quantity	Base Number	Contract	AT	Region	England
% of FP17s for the same patient ID Re-attending within 3 months - Children	17	284	6.0%	10.0%	11.5%	11.9%
% of FP17s for the same patient ID Re-attending within 3 months - Adults	6	56	10.7%	14.6%	15.9%	16.0%
% of FP17s for the same patient ID Re-attending between 3 & 9 months - Children	159	284	56.0%	59.5%	60.6%	58.3%
% of FP17s for the same patient ID Re-attending between 3 & 9 months - Adults	20	56	35.7%	50.4%	51.6%	50.3%
% of FP17s for Band 1 Urgent Courses	5	342	1.5%	10.1%	9.5%	9.1%
% of FP17s Relating to Free Repair or Replacements	0	342	0.0%	0.9%	0.7%	0.8%
% of FP17s Relating to Continuations	4	342	1.2%	1.1%	1.0%	1.0%
% of Patients satisfied with the dentistry they have received	0	0	N/A	92.0%	92.0%	91.5%
% of Patients satisfied with the time they had to wait for an appointment	0	0	N/A	85.9%	88.1%	87.9%

* This is based on patients treated on this contract for their most recent course of treatment. Figures in italics indicate the base number of FP17s or Patient Questionnaire responses are less than 100. N/A is shown where the base number of responses is less than 10 during the period. % is calculated as Quantity/Base number*100

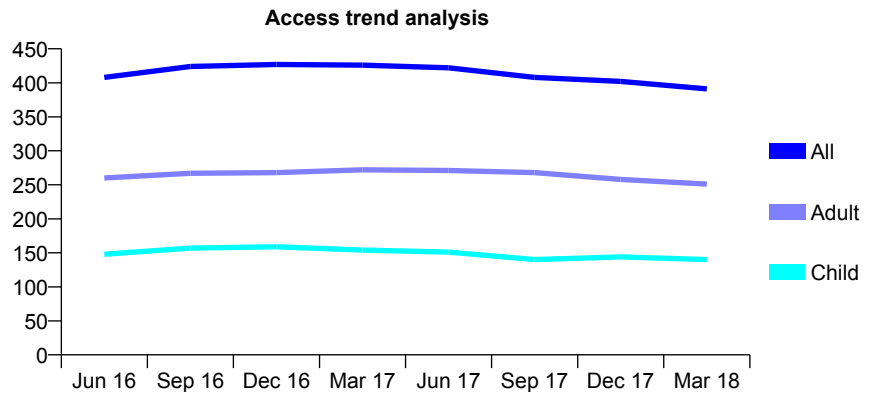
Q66 - Vital Signs At a Glance Contract Report for 985600/0001 - Year end March 2018

Name or company name	MR A ZAHEDI SHALFOROUSH
Contract type name	GDS Contract
Purpose of contract	General
Contract start date	01/04/2006
Contract end date	

17/18 Contracted general activity (UDA)	1,957
Carry forward general activity (UDA)	47
17/18 Contracted orthodontic activity (UOA)	0
Carry forward orthodontic activity (UOA)	0
Baseline contract value	£50,706.06

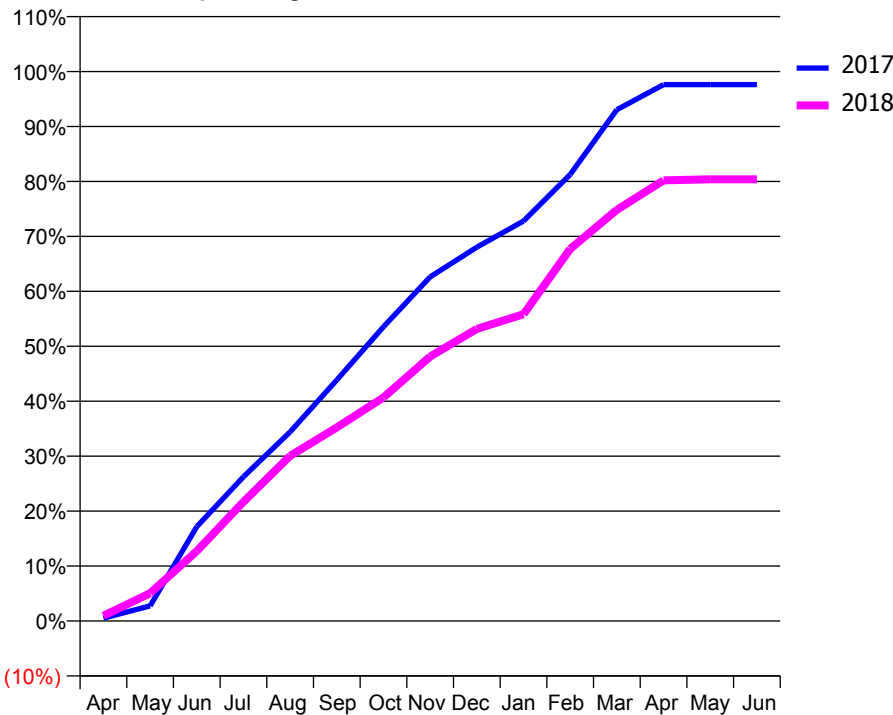
ACCESS*

Patients seen in 24 months	Total	Change since previous quarter
Quarter ending March 2017	426	
Quarter ending June 2017	422	→
Quarter ending September 2017	408	↓
Quarter ending December 2017	402	↓
Quarter ending March 2018	391	↓
Variance since March 2017	(8.2%)	↓



ACTIVITY

Cumulative percentage of contracted UDA delivered 2017 & 2018



Month	Adjusted Scheduled Activity (UDA)	
	2017	2018
April	10	19
May	54	99
June	336	249
July	514	424
August	674	588
September	858	689
October	1,048	796
November	1,226	942
December	1,331	1,040
January	1,425	1,093
February	1,590	1,325
March	1,821	1,465
April	1,910	1,569
May	1,910	1,573
June	1,910	1,573

QUALITY

	Quantity	Base Number	Contract	AT	Region	England
% of FP17s for the same patient ID Re-attending within 3 months - Children	40	313	12.8%	10.0%	11.5%	11.9%
% of FP17s for the same patient ID Re-attending within 3 months - Adults	55	379	14.5%	14.6%	15.9%	16.0%
% of FP17s for the same patient ID Re-attending between 3 & 9 months - Children	237	313	75.7%	59.5%	60.6%	58.3%
% of FP17s for the same patient ID Re-attending between 3 & 9 months - Adults	279	379	73.6%	50.4%	51.6%	50.3%
% of FP17s for Band 1 Urgent Courses	41	695	5.9%	10.1%	9.5%	9.1%
% of FP17s Relating to Free Repair or Replacements	0	695	0.0%	0.9%	0.7%	0.8%
% of FP17s Relating to Continuations	2	695	0.3%	1.1%	1.0%	1.0%
% of Patients satisfied with the dentistry they have received	7	7	N/A	92.0%	92.0%	91.5%
% of Patients satisfied with the time they had to wait for an appointment	7	7	N/A	85.9%	88.1%	87.9%

* This is based on patients treated on this contract for their most recent course of treatment. Figures in italics indicate the base number of FP17s or Patient Questionnaire responses are less than 100. N/A is shown where the base number of responses is less than 10 during the period. % is calculated as Quantity/Base number*100

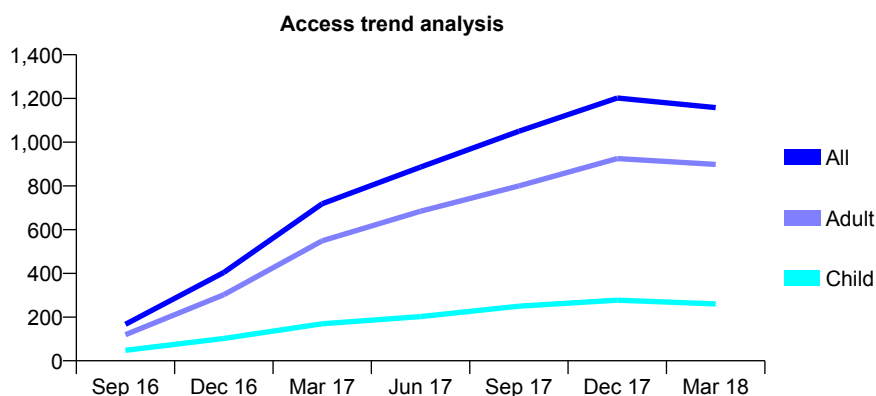
Q67 - Vital Signs At a Glance Contract Report for 100166/0000 - Year end March 2018

Name or company name	Church Hill dental Practice
Contract type name	PDS Contract
Purpose of contract	General
Contract start date	03/03/2016
Contract end date	31/03/2018

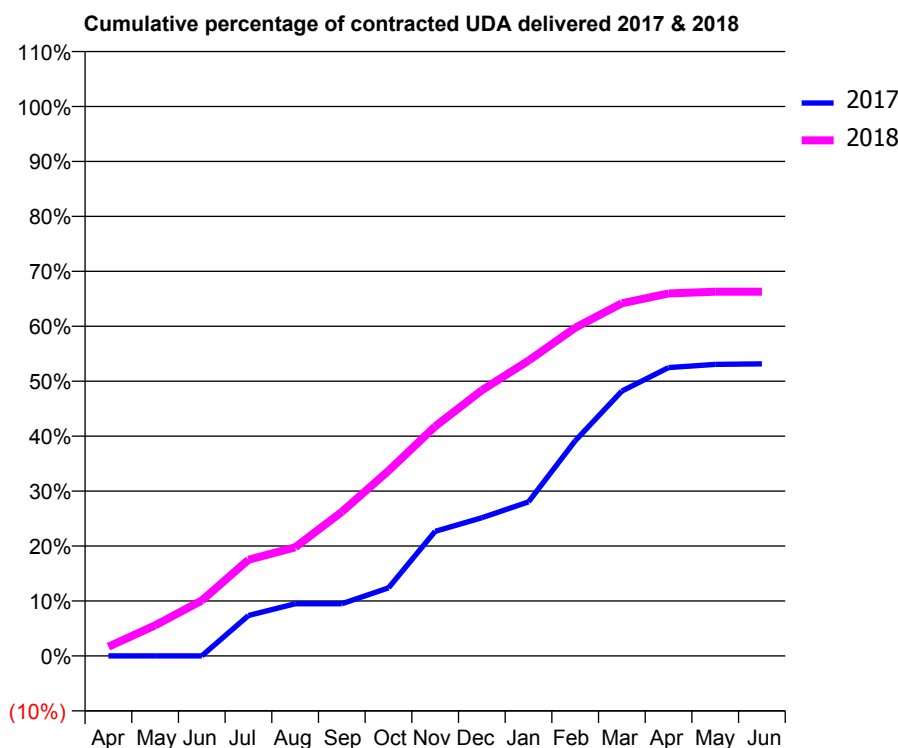
17/18 Contracted general activity (UDA)	4,800
Carry forward general activity (UDA)	0
17/18 Contracted orthodontic activity (UOA)	0
Carry forward orthodontic activity (UOA)	0
Baseline contract value	£110,724.72

ACCESS*

Patients seen in 24 months	Total	Change since previous quarter
Quarter ending March 2017	718	
Quarter ending June 2017	886	↑
Quarter ending September 2017	1,050	↑
Quarter ending December 2017	1,202	↑
Quarter ending March 2018	1,158	↓
Variance since March 2017	61.3%	↑



ACTIVITY



Month	Adjusted Scheduled Activity (UDA)	
	2017	2018
April	0	81
May	0	268
June	0	484
July	354	840
August	456	949
September	456	1,259
October	594	1,617
November	1,088	2,005
December	1,207	2,320
January	1,345	2,579
February	1,880	2,867
March	2,313	3,080
April	2,518	3,166
May	2,547	3,181
June	2,551	3,181

QUALITY

	Quantity	Base Number	Contract	AT	Region	England
% of FP17s for the same patient ID Re-attending within 3 months - Children	23	350	6.6%	11.7%	11.5%	11.9%
% of FP17s for the same patient ID Re-attending within 3 months - Adults	152	1,241	12.2%	16.6%	15.9%	16.0%
% of FP17s for the same patient ID Re-attending between 3 & 9 months - Children	123	350	35.1%	55.4%	60.6%	58.3%
% of FP17s for the same patient ID Re-attending between 3 & 9 months - Adults	400	1,241	32.2%	48.4%	51.6%	50.3%
% of FP17s for Band 1 Urgent Courses	271	1,489	18.2%	10.5%	9.5%	9.1%
% of FP17s Relating to Free Repair or Replacements	29	1,489	1.9%	0.6%	0.7%	0.8%
% of FP17s Relating to Continuations	6	1,489	0.4%	0.8%	1.0%	1.0%
% of Patients satisfied with the dentistry they have received	3	3	N/A	91.2%	92.0%	91.5%
% of Patients satisfied with the time they had to wait for an appointment	3	3	N/A	87.2%	88.1%	87.9%

* This is based on patients treated on this contract for their most recent course of treatment. Figures in italics indicate the base number of FP17s or Patient Questionnaire responses are less than 100. N/A is shown where the base number of responses is less than 10 during the period. % is calculated as Quantity/Base number*100

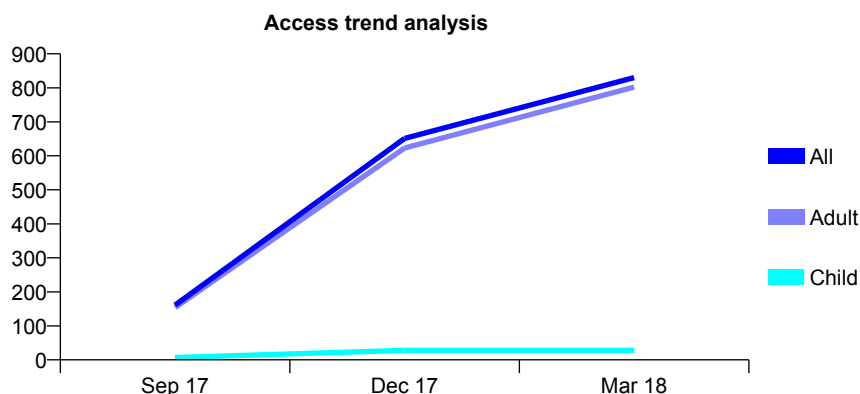
Q67 - Vital Signs At a Glance Contract Report for 100325/0000 - Year end March 2018

Name or company name	MR D RYAN
Contract type name	PDS Contract
Purpose of contract	General
Contract start date	01/04/2017
Contract end date	31/03/2026

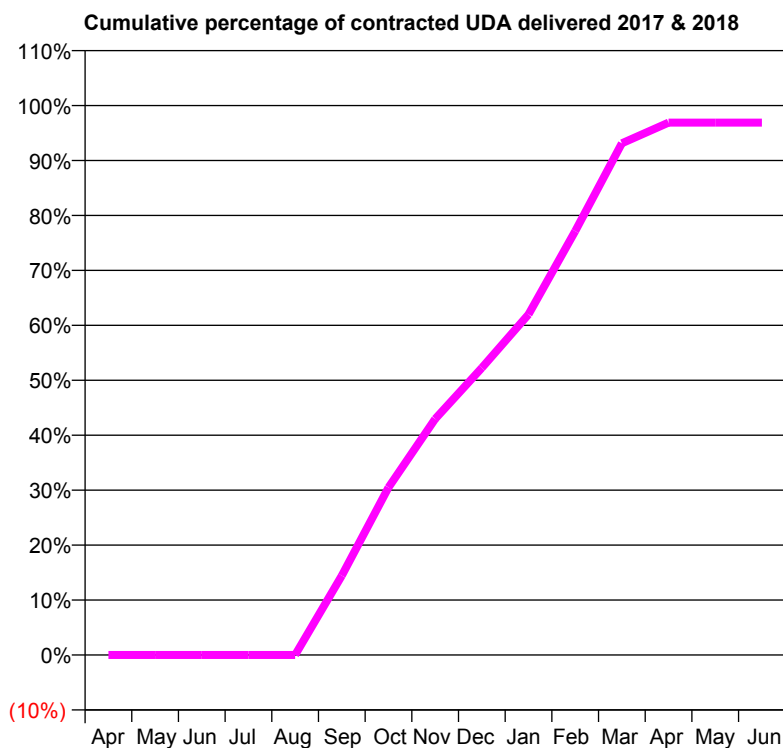
17/18 Contracted general activity (UDA)	2,430
Carry forward general activity (UDA)	0
17/18 Contracted orthodontic activity (UOA)	0
Carry forward orthodontic activity (UOA)	0
Baseline contract value	£147,024.63

ACCESS*

Patients seen in 24 months	Total	Change since previous quarter
Quarter ending March 2017	0	
Quarter ending June 2017	0	
Quarter ending September 2017	161	↑
Quarter ending December 2017	651	↑
Quarter ending March 2018	830	↑
Variance since March 2017	N/A	



ACTIVITY



Month	Adjusted Scheduled Activity (UDA)	
	2017	2018
April	0	0
May	0	0
June	0	0
July	0	0
August	0	0
September	0	351
October	0	741
November	0	1,044
December	0	1,270
January	0	1,506
February	0	1,874
March	0	2,263
April	0	2,354
May	0	2,354
June	0	2,354

QUALITY

	Quantity	Base Number	Contract	AT	Region	England
% of FP17s for the same patient ID Re-attending within 3 months - Children	0	55	0.0%	11.7%	11.5%	11.9%
% of FP17s for the same patient ID Re-attending within 3 months - Adults	3	1,088	0.3%	16.6%	15.9%	16.0%
% of FP17s for the same patient ID Re-attending between 3 & 9 months - Children	0	55	0.0%	55.4%	60.6%	58.3%
% of FP17s for the same patient ID Re-attending between 3 & 9 months - Adults	0	1,088	0.0%	48.4%	51.6%	50.3%
% of FP17s for Band 1 Urgent Courses	1	1,175	0.1%	10.5%	9.5%	9.1%
% of FP17s Relating to Free Repair or Replacements	0	1,175	0.0%	0.6%	0.7%	0.8%
% of FP17s Relating to Continuations	0	1,175	0.0%	0.8%	1.0%	1.0%
% of Patients satisfied with the dentistry they have received	0	0	N/A	91.2%	92.0%	91.5%
% of Patients satisfied with the time they had to wait for an appointment	0	0	N/A	87.2%	88.1%	87.9%

* This is based on patients treated on this contract for their most recent course of treatment. Figures in italics indicate the base number of FP17s or Patient Questionnaire responses are less than 100. N/A is shown where the base number of responses is less than 10 during the period. % is calculated as Quantity/Base number*100

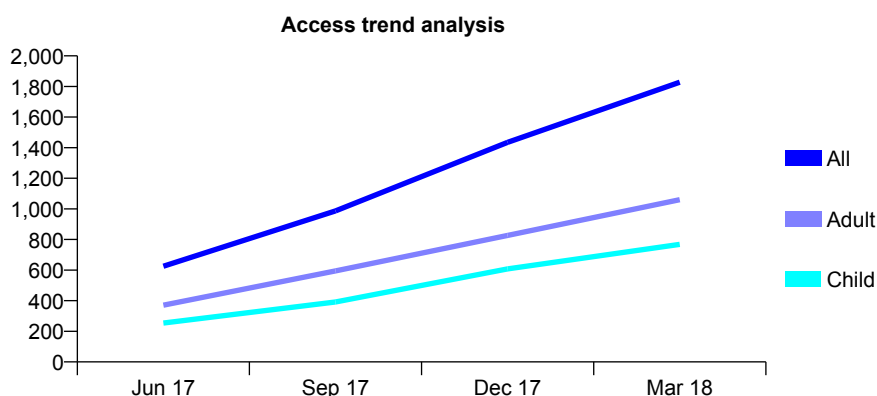
Q67 - Vital Signs At a Glance Contract Report for 100359/0000 - Year end March 2018

Name or company name	Medway Dental Care Ltd
Contract type name	GDS Contract
Purpose of contract	General
Contract start date	01/04/2017
Contract end date	

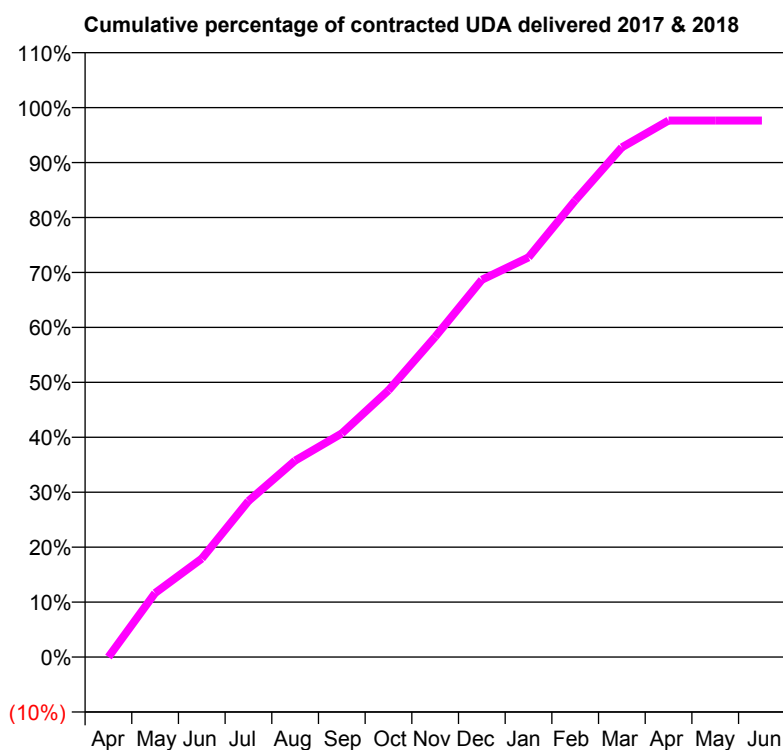
17/18 Contracted general activity (UDA)	6,695
Carry forward general activity (UDA)	0
17/18 Contracted orthodontic activity (UOA)	0
Carry forward orthodontic activity (UOA)	0
Baseline contract value	£166,792.30

ACCESS*

Patients seen in 24 months	Total	Change since previous quarter
Quarter ending March 2017	0	
Quarter ending June 2017	625	↑
Quarter ending September 2017	987	↑
Quarter ending December 2017	1,435	↑
Quarter ending March 2018	1,828	↑
Variance since March 2017	N/A	



ACTIVITY



Month	Adjusted Scheduled Activity (UDA)	
	2017	2018
April	0	0
May	0	781
June	0	1,200
July	0	1,902
August	0	2,395
September	0	2,725
October	0	3,250
November	0	3,902
December	0	4,597
January	0	4,870
February	0	5,564
March	0	6,210
April	0	6,537
May	0	6,537
June	0	6,537

QUALITY

	Quantity	Base Number	Contract	AT	Region	England
% of FP17s for the same patient ID Re-attending within 3 months - Children	24	941	2.6%	11.7%	11.5%	11.9%
% of FP17s for the same patient ID Re-attending within 3 months - Adults	88	1,260	7.0%	16.6%	15.9%	16.0%
% of FP17s for the same patient ID Re-attending between 3 & 9 months - Children	80	941	8.5%	55.4%	60.6%	58.3%
% of FP17s for the same patient ID Re-attending between 3 & 9 months - Adults	82	1,260	6.5%	48.4%	51.6%	50.3%
% of FP17s for Band 1 Urgent Courses	4	2,324	0.2%	10.5%	9.5%	9.1%
% of FP17s Relating to Free Repair or Replacements	0	2,324	0.0%	0.6%	0.7%	0.8%
% of FP17s Relating to Continuations	53	2,324	2.3%	0.8%	1.0%	1.0%
% of Patients satisfied with the dentistry they have received	0	0	N/A	91.2%	92.0%	91.5%
% of Patients satisfied with the time they had to wait for an appointment	0	0	N/A	87.2%	88.1%	87.9%

* This is based on patients treated on this contract for their most recent course of treatment. Figures in italics indicate the base number of FP17s or Patient Questionnaire responses are less than 100. N/A is shown where the base number of responses is less than 10 during the period. % is calculated as Quantity/Base number*100

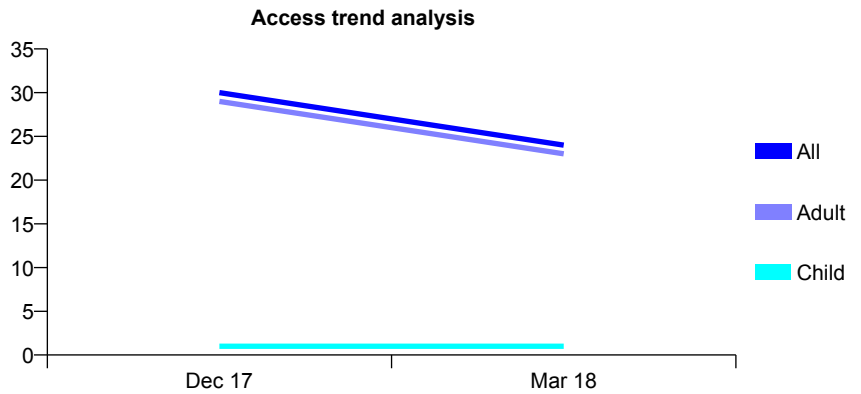
Q67 - Vital Signs At a Glance Contract Report for 100513/0000 - Year end March 2018

Name or company name	MR UJ PATEL
Contract type name	PDS Contract
Purpose of contract	General
Contract start date	01/10/2017
Contract end date	31/03/2018

17/18 Contracted general activity (UDA)	6
Carry forward general activity (UDA)	0
17/18 Contracted orthodontic activity (UOA)	0
Carry forward orthodontic activity (UOA)	0
Baseline contract value	£0.00

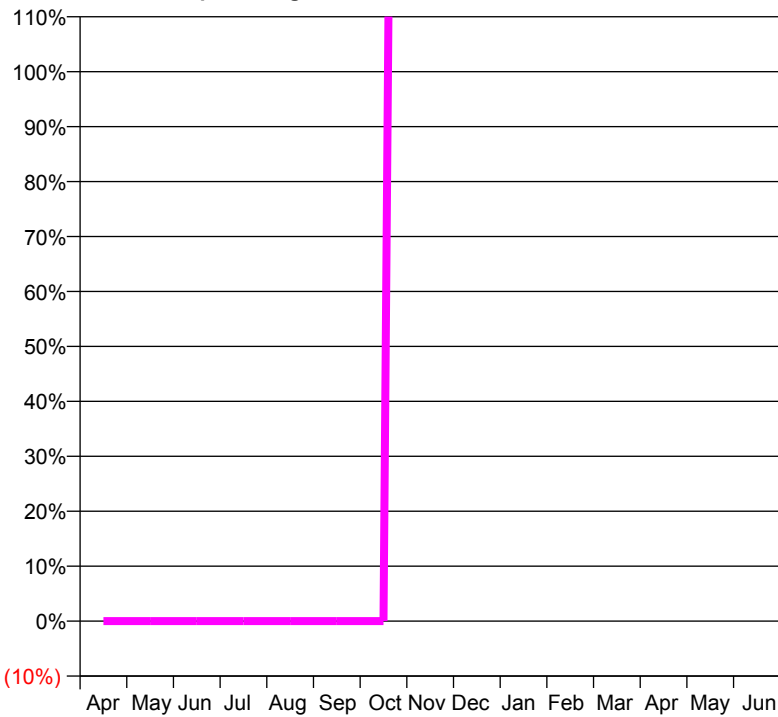
ACCESS*

Patients seen in 24 months	Total	Change since previous quarter
Quarter ending March 2017	0	
Quarter ending June 2017	0	
Quarter ending September 2017	0	
Quarter ending December 2017	30	↑
Quarter ending March 2018	24	↓
Variance since March 2017	N/A	



ACTIVITY

Cumulative percentage of contracted UDA delivered 2017 & 2018



Month	Adjusted Scheduled Activity (UDA)	
	2017	2018
April	0	0
May	0	0
June	0	0
July	0	0
August	0	0
September	0	0
October	0	0
November	0	61
December	0	101
January	0	101
February	0	101
March	0	101
April	0	101
May	0	101
June	0	101

QUALITY

	Quantity	Base Number	Contract	AT	Region	England
% of FP17s for the same patient ID Re-attending within 3 months - Children	0	1	0.0%	11.7%	11.5%	11.9%
% of FP17s for the same patient ID Re-attending within 3 months - Adults	0	34	0.0%	16.6%	15.9%	16.0%
% of FP17s for the same patient ID Re-attending between 3 & 9 months - Children	0	1	0.0%	55.4%	60.6%	58.3%
% of FP17s for the same patient ID Re-attending between 3 & 9 months - Adults	0	34	0.0%	48.4%	51.6%	50.3%
% of FP17s for Band 1 Urgent Courses	0	35	0.0%	10.5%	9.5%	9.1%
% of FP17s Relating to Free Repair or Replacements	0	35	0.0%	0.6%	0.7%	0.8%
% of FP17s Relating to Continuations	0	35	0.0%	0.8%	1.0%	1.0%
% of Patients satisfied with the dentistry they have received	0	0	N/A	91.2%	92.0%	91.5%
% of Patients satisfied with the time they had to wait for an appointment	0	0	N/A	87.2%	88.1%	87.9%

* This is based on patients treated on this contract for their most recent course of treatment. Figures in italics indicate the base number of FP17s or Patient Questionnaire responses are less than 100. N/A is shown where the base number of responses is less than 10 during the period. % is calculated as Quantity/Base number*100

Q67 - Vital Signs At a Glance Contract Report for 100582/0000 - Year end March 2018


Name or company name	Snodland Dental Care
Contract type name	GDS Contract
Purpose of contract	General
Contract start date	01/04/2017
Contract end date	31/03/2018

17/18 Contracted general activity (UDA)	1,000
Carry forward general activity (UDA)	0
17/18 Contracted orthodontic activity (UOA)	0
Carry forward orthodontic activity (UOA)	0
Baseline contract value	£27,918.99

ACCESS*

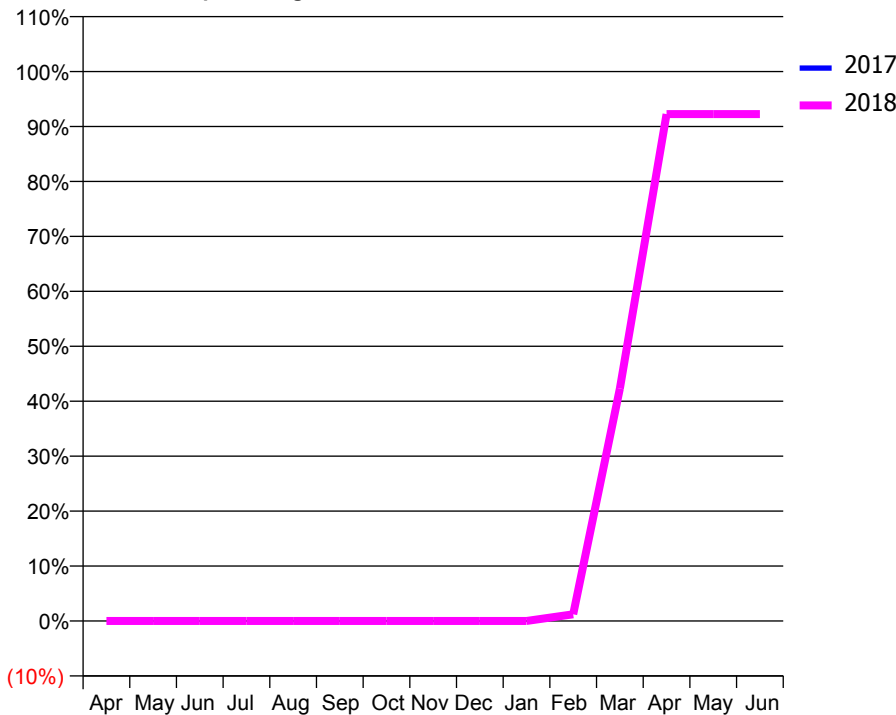
Patients seen in 24 months	Total	Change since previous quarter
Quarter ending March 2017	0	
Quarter ending June 2017	0	
Quarter ending September 2017	0	
Quarter ending December 2017	0	
Quarter ending March 2018	361	
Variance since March 2017	N/A	

Access trend analysis



ACTIVITY

Cumulative percentage of contracted UDA delivered 2017 & 2018



Month	Adjusted Scheduled Activity (UDA)	
	2017	2018
April	0	0
May	0	0
June	0	0
July	0	0
August	0	0
September	0	0
October	0	0
November	0	0
December	0	0
January	0	0
February	0	12
March	0	423
April	0	923
May	0	923
June	0	923

QUALITY

	Quantity	Base Number	Contract	AT	Region	England
% of FP17s for the same patient ID Re-attending within 3 months - Children	0	80	0.0%	11.7%	11.5%	11.9%
% of FP17s for the same patient ID Re-attending within 3 months - Adults	0	136	0.0%	16.6%	15.9%	16.0%
% of FP17s for the same patient ID Re-attending between 3 & 9 months - Children	0	80	0.0%	55.4%	60.6%	58.3%
% of FP17s for the same patient ID Re-attending between 3 & 9 months - Adults	0	136	0.0%	48.4%	51.6%	50.3%
% of FP17s for Band 1 Urgent Courses	53	395	13.4%	10.5%	9.5%	9.1%
% of FP17s Relating to Free Repair or Replacements	0	395	0.0%	0.6%	0.7%	0.8%
% of FP17s Relating to Continuations	0	395	0.0%	0.8%	1.0%	1.0%
% of Patients satisfied with the dentistry they have received	0	0	N/A	91.2%	92.0%	91.5%
% of Patients satisfied with the time they had to wait for an appointment	0	0	N/A	87.2%	88.1%	87.9%

* This is based on patients treated on this contract for their most recent course of treatment. Figures in italics indicate the base number of FP17s or Patient Questionnaire responses are less than 100. N/A is shown where the base number of responses is less than 10 during the period. % is calculated as Quantity/Base number*100

Q67 - Vital Signs At a Glance Contract Report for 100586/0000 - Year end March 2018

Name or company name	Mazdak Eyrumlu and Azad Eyrumlu
Contract type name	GDS Contract
Purpose of contract	General
Contract start date	01/04/2017
Contract end date	31/03/2018

17/18 Contracted general activity (UDA)	2,000
Carry forward general activity (UDA)	0
17/18 Contracted orthodontic activity (UOA)	0
Carry forward orthodontic activity (UOA)	0
Baseline contract value	£58,459.53

ACCESS*

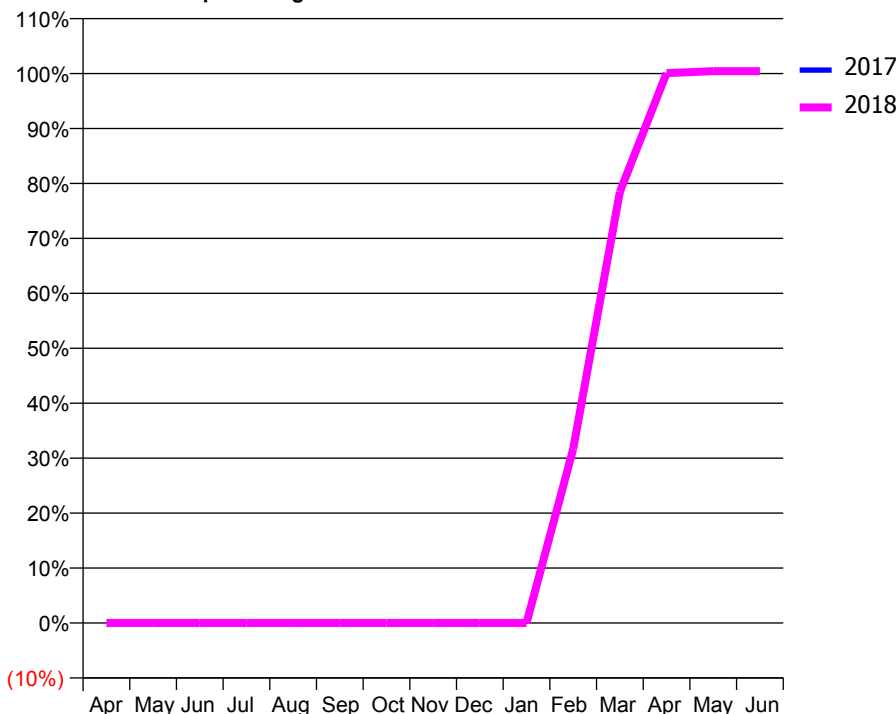
Patients seen in 24 months	Total	Change since previous quarter
Quarter ending March 2017	0	
Quarter ending June 2017	0	
Quarter ending September 2017	0	
Quarter ending December 2017	0	
Quarter ending March 2018	466	
Variance since March 2017	N/A	

Access trend analysis



ACTIVITY

Cumulative percentage of contracted UDA delivered 2017 & 2018



Adjusted Scheduled Activity (UDA)

Month	2017	2018
April	0	0
May	0	0
June	0	0
July	0	0
August	0	0
September	0	0
October	0	0
November	0	0
December	0	0
January	0	0
February	0	633
March	0	1,569
April	0	2,001
May	0	2,008
June	0	2,008

QUALITY

	Quantity	Base Number	Contract	AT	Region	England
% of FP17s for the same patient ID Re-attending within 3 months - Children	8	127	6.3%	11.7%	11.5%	11.9%
% of FP17s for the same patient ID Re-attending within 3 months - Adults	14	303	4.6%	16.6%	15.9%	16.0%
% of FP17s for the same patient ID Re-attending between 3 & 9 months - Children	0	127	0.0%	55.4%	60.6%	58.3%
% of FP17s for the same patient ID Re-attending between 3 & 9 months - Adults	0	303	0.0%	48.4%	51.6%	50.3%
% of FP17s for Band 1 Urgent Courses	137	571	24.0%	10.5%	9.5%	9.1%
% of FP17s Relating to Free Repair or Replacements	0	571	0.0%	0.6%	0.7%	0.8%
% of FP17s Relating to Continuations	5	571	0.9%	0.8%	1.0%	1.0%
% of Patients satisfied with the dentistry they have received	0	0	N/A	91.2%	92.0%	91.5%
% of Patients satisfied with the time they had to wait for an appointment	0	0	N/A	87.2%	88.1%	87.9%

* This is based on patients treated on this contract for their most recent course of treatment. Figures in italics indicate the base number of FP17s or Patient Questionnaire responses are less than 100. N/A is shown where the base number of responses is less than 10 during the period. % is calculated as Quantity/Base number*100

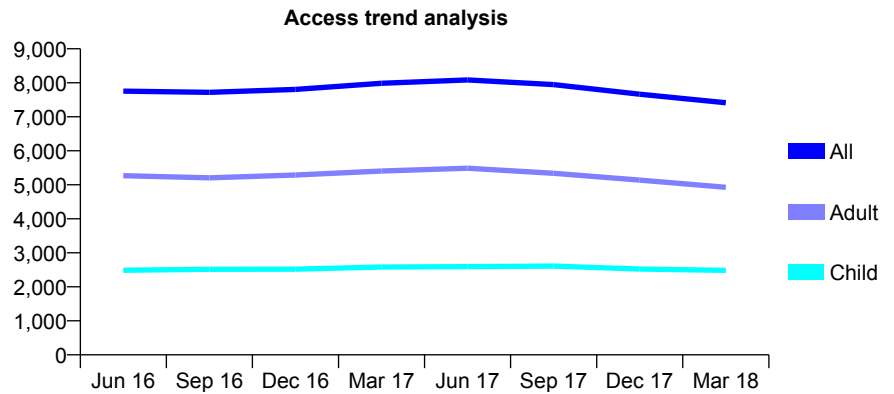
Q67 - Vital Signs At a Glance Contract Report for 101281/0032 - Year end March 2018

Name or company name	OASIS DENTAL CARE LTD
Contract type name	GDS Contract
Purpose of contract	General
Contract start date	01/04/2006
Contract end date	

17/18 Contracted general activity (UDA)	19,413
Carry forward general activity (UDA)	89
17/18 Contracted orthodontic activity (UOA)	0
Carry forward orthodontic activity (UOA)	0
Baseline contract value	£452,056.90

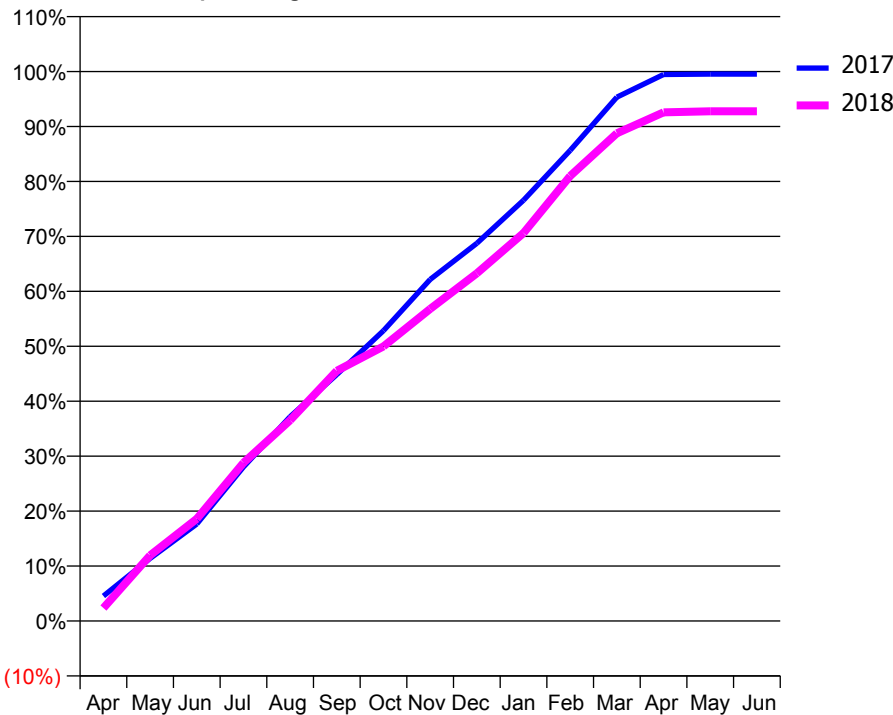
ACCESS*

Patients seen in 24 months	Total	Change since previous quarter
Quarter ending March 2017	7,988	
Quarter ending June 2017	8,086	→
Quarter ending September 2017	7,949	↓
Quarter ending December 2017	7,665	↓
Quarter ending March 2018	7,414	↓
Variance since March 2017	(7.2%)	↓



ACTIVITY

Cumulative percentage of contracted UDA delivered 2017 & 2018



Month	Adjusted Scheduled Activity (UDA)	
	2017	2018
April	883	458
May	2,212	2,318
June	3,429	3,612
July	5,443	5,588
August	7,221	7,095
September	8,710	8,838
October	10,260	9,701
November	12,068	11,028
December	13,344	12,284
January	14,865	13,704
February	16,627	15,723
March	18,505	17,229
April	19,306	17,968
May	19,323	18,006
June	19,323	18,010

QUALITY

	Quantity	Base Number	Contract	AT	Region	England
% of FP17s for the same patient ID Re-attending within 3 months - Children	283	3,527	8.0%	11.7%	11.5%	11.9%
% of FP17s for the same patient ID Re-attending within 3 months - Adults	1,146	6,317	18.1%	16.6%	15.9%	16.0%
% of FP17s for the same patient ID Re-attending between 3 & 9 months - Children	2,169	3,527	61.5%	55.4%	60.6%	58.3%
% of FP17s for the same patient ID Re-attending between 3 & 9 months - Adults	3,167	6,317	50.1%	48.4%	51.6%	50.3%
% of FP17s for Band 1 Urgent Courses	929	9,811	9.5%	10.5%	9.5%	9.1%
% of FP17s Relating to Free Repair or Replacements	77	9,811	0.8%	0.6%	0.7%	0.8%
% of FP17s Relating to Continuations	268	9,811	2.7%	0.8%	1.0%	1.0%
% of Patients satisfied with the dentistry they have received	7	8	N/A	91.2%	92.0%	91.5%
% of Patients satisfied with the time they had to wait for an appointment	6	8	N/A	87.2%	88.1%	87.9%

* This is based on patients treated on this contract for their most recent course of treatment. Figures in italics indicate the base number of FP17s or Patient Questionnaire responses are less than 100. N/A is shown where the base number of responses is less than 10 during the period. % is calculated as Quantity/Base number*100

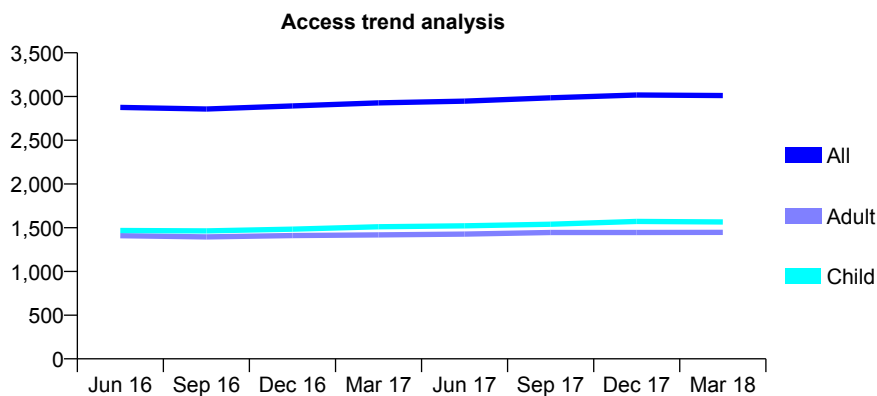
Q67 - Vital Signs At a Glance Contract Report for 101281/0035 - Year end March 2018

Name or company name	OASIS DENTAL CARE LTD
Contract type name	GDS Contract
Purpose of contract	General and Orthodontic
Contract start date	01/04/2006
Contract end date	

17/18 Contracted general activity (UDA)	7,549
Carry forward general activity (UDA)	-151
17/18 Contracted orthodontic activity (UOA)	2,029
Carry forward orthodontic activity (UOA)	22
Baseline contract value	£370,978.68

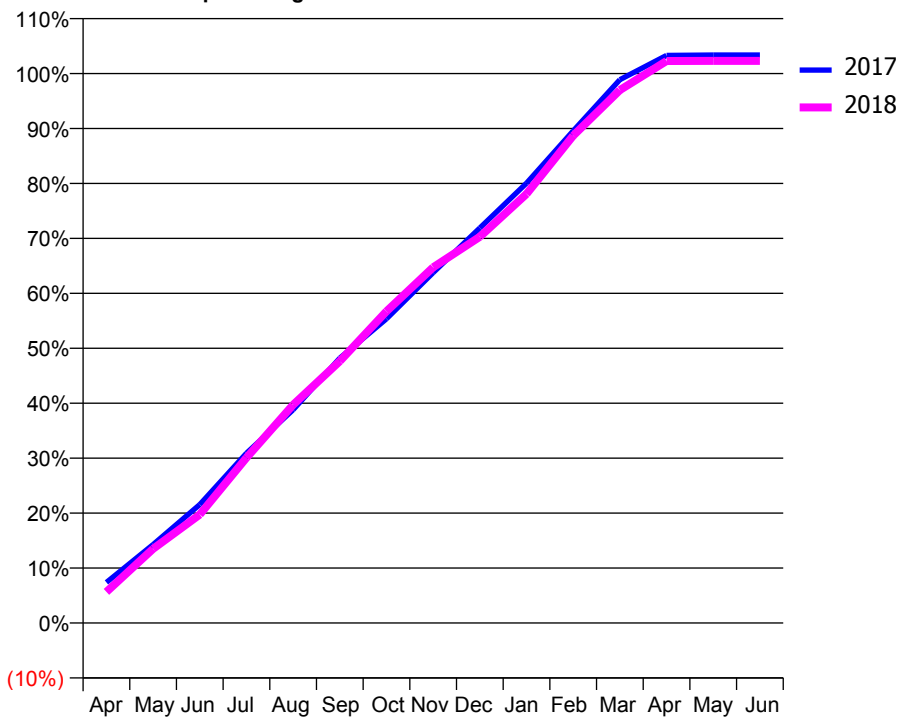
ACCESS*

Patients seen in 24 months	Total	Change since previous quarter
Quarter ending March 2017	2,928	
Quarter ending June 2017	2,947	→
Quarter ending September 2017	2,985	→
Quarter ending December 2017	3,017	→
Quarter ending March 2018	3,011	→
Variance since March 2017	2.8%	↑



ACTIVITY

Cumulative percentage of contracted UDA delivered 2017 & 2018



Month	Adjusted Scheduled Activity (UDA)	
	2017	2018
April	558	427
May	1,078	1,019
June	1,628	1,491
July	2,333	2,271
August	2,930	2,998
September	3,640	3,597
October	4,180	4,283
November	4,813	4,887
December	5,427	5,306
January	6,043	5,894
February	6,760	6,695
March	7,464	7,322
April	7,798	7,721
May	7,803	7,722
June	7,804	7,722

QUALITY

	Quantity	Base Number	Contract	AT	Region	England
% of FP17s for the same patient ID Re-attending within 3 months - Children	238	2,545	9.4%	11.7%	11.5%	11.9%
% of FP17s for the same patient ID Re-attending within 3 months - Adults	339	2,080	16.3%	16.6%	15.9%	16.0%
% of FP17s for the same patient ID Re-attending between 3 & 9 months - Children	1,398	2,545	54.9%	55.4%	60.6%	58.3%
% of FP17s for the same patient ID Re-attending between 3 & 9 months - Adults	1,243	2,080	59.8%	48.4%	51.6%	50.3%
% of FP17s for Band 1 Urgent Courses	283	4,449	6.4%	10.5%	9.5%	9.1%
% of FP17s Relating to Free Repair or Replacements	17	4,449	0.4%	0.6%	0.7%	0.8%
% of FP17s Relating to Continuations	18	4,449	0.4%	0.8%	1.0%	1.0%
% of Patients satisfied with the dentistry they have received	8	8	N/A	91.2%	92.0%	91.5%
% of Patients satisfied with the time they had to wait for an appointment	8	8	N/A	87.2%	88.1%	87.9%

* This is based on patients treated on this contract for their most recent course of treatment. Figures in italics indicate the base number of FP17s or Patient Questionnaire responses are less than 100. N/A is shown where the base number of responses is less than 10 during the period. % is calculated as Quantity/Base number*100

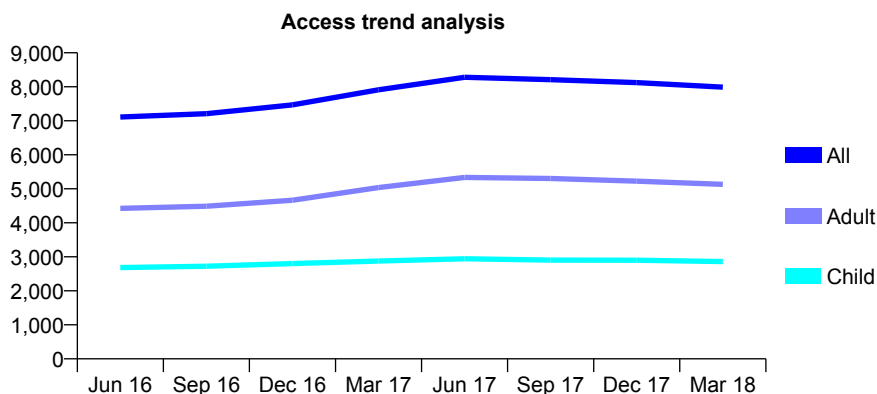
Q67 - Vital Signs At a Glance Contract Report for 101281/0105 - Year end March 2018

Name or company name	OASIS DENTAL CARE LTD
Contract type name	GDS Contract
Purpose of contract	General and Orthodontic
Contract start date	01/04/2006
Contract end date	

17/18 Contracted general activity (UDA)	19,191
Carry forward general activity (UDA)	610
17/18 Contracted orthodontic activity (UOA)	1,035
Carry forward orthodontic activity (UOA)	0
Baseline contract value	£504,981.11

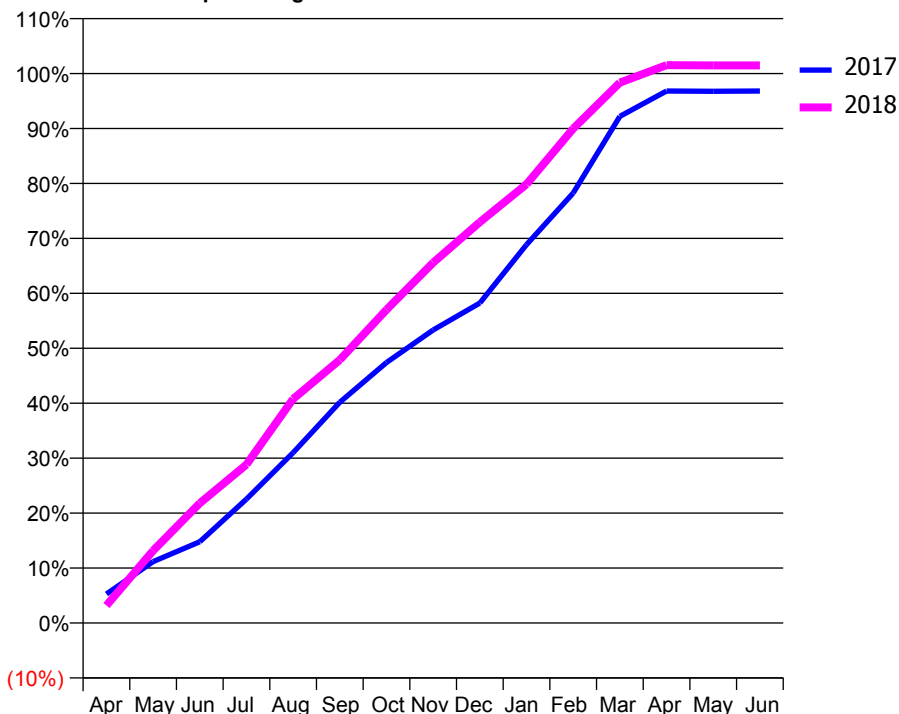
ACCESS*

Patients seen in 24 months	Total	Change since previous quarter
Quarter ending March 2017	7,913	
Quarter ending June 2017	8,280	↑
Quarter ending September 2017	8,208	→
Quarter ending December 2017	8,125	↓
Quarter ending March 2018	7,992	↓
Variance since March 2017	1.0%	→



ACTIVITY

Cumulative percentage of contracted UDA delivered 2017 & 2018



Month	Adjusted Scheduled Activity (UDA)	
	2017	2018
April	1,014	614
May	2,144	2,527
June	2,840	4,186
July	4,331	5,533
August	5,950	7,824
September	7,708	9,192
October	9,097	10,943
November	10,232	12,583
December	11,175	14,001
January	13,216	15,323
February	15,016	17,264
March	17,693	18,871
April	18,580	19,481
May	18,569	19,476
June	18,581	19,473

QUALITY

	Quantity	Base Number	Contract	AT	Region	England
% of FP17s for the same patient ID Re-attending within 3 months - Children	401	4,643	8.6%	11.7%	11.5%	11.9%
% of FP17s for the same patient ID Re-attending within 3 months - Adults	894	7,273	12.3%	16.6%	15.9%	16.0%
% of FP17s for the same patient ID Re-attending between 3 & 9 months - Children	3,099	4,643	66.7%	55.4%	60.6%	58.3%
% of FP17s for the same patient ID Re-attending between 3 & 9 months - Adults	4,510	7,273	62.0%	48.4%	51.6%	50.3%
% of FP17s for Band 1 Urgent Courses	643	11,562	5.6%	10.5%	9.5%	9.1%
% of FP17s Relating to Free Repair or Replacements	5	11,562	0.0%	0.6%	0.7%	0.8%
% of FP17s Relating to Continuations	154	11,562	1.3%	0.8%	1.0%	1.0%
% of Patients satisfied with the dentistry they have received	10	10	100.0%	91.2%	92.0%	91.5%
% of Patients satisfied with the time they had to wait for an appointment	10	10	100.0%	87.2%	88.1%	87.9%

* This is based on patients treated on this contract for their most recent course of treatment. Figures in italics indicate the base number of FP17s or Patient Questionnaire responses are less than 100. N/A is shown where the base number of responses is less than 10 during the period. % is calculated as Quantity/Base number*100

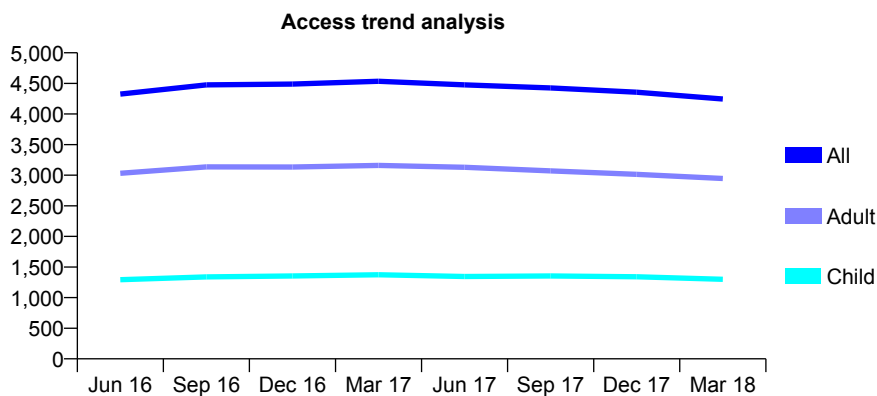
Q67 - Vital Signs At a Glance Contract Report for 101338/0105 - Year end March 2018

Name or company name	Whitecross Dental Care Limited
Contract type name	GDS Contract
Purpose of contract	General
Contract start date	16/11/2009
Contract end date	

17/18 Contracted general activity (UDA)	12,000
Carry forward general activity (UDA)	0
17/18 Contracted orthodontic activity (UOA)	0
Carry forward orthodontic activity (UOA)	0
Baseline contract value	£365,230.20

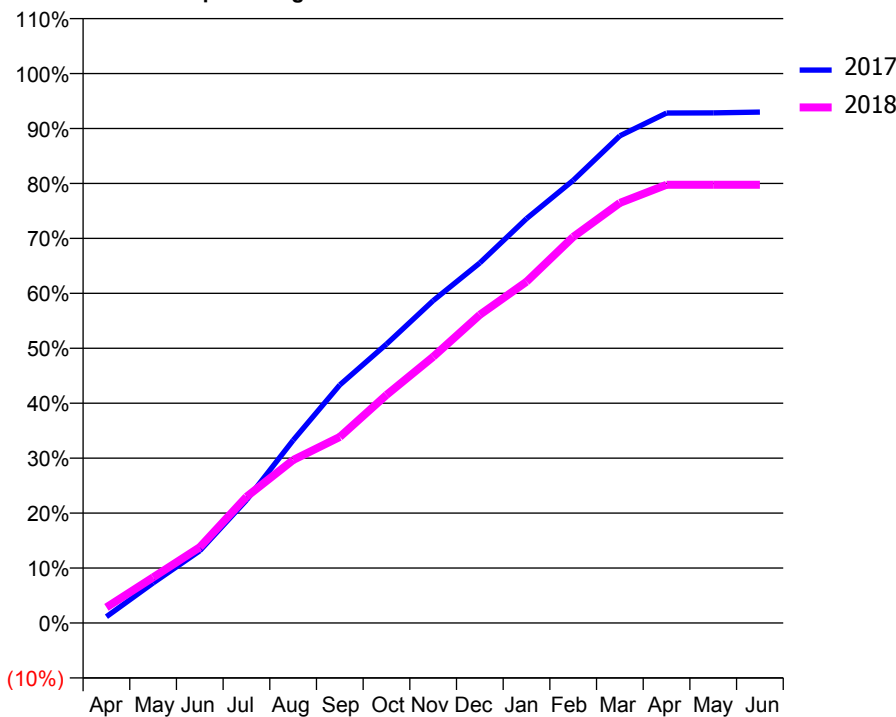
ACCESS*

Patients seen in 24 months	Total	Change since previous quarter
Quarter ending March 2017	4,535	
Quarter ending June 2017	4,475	↓
Quarter ending September 2017	4,425	↓
Quarter ending December 2017	4,356	↓
Quarter ending March 2018	4,246	↓
Variance since March 2017	(6.4%)	↓



ACTIVITY

Cumulative percentage of contracted UDA delivered 2017 & 2018



Month	Adjusted Scheduled Activity (UDA)	
	2017	2018
April	139	343
May	874	998
June	1,577	1,656
July	2,682	2,757
August	3,992	3,561
September	5,200	4,062
October	6,090	4,981
November	7,041	5,814
December	7,863	6,730
January	8,830	7,454
February	9,667	8,433
March	10,640	9,174
April	11,138	9,569
May	11,141	9,569
June	11,158	9,571

QUALITY

	Quantity	Base Number	Contract	AT	Region	England
% of FP17s for the same patient ID Re-attending within 3 months - Children	88	1,752	5.0%	11.7%	11.5%	11.9%
% of FP17s for the same patient ID Re-attending within 3 months - Adults	234	3,204	7.3%	16.6%	15.9%	16.0%
% of FP17s for the same patient ID Re-attending between 3 & 9 months - Children	1,131	1,752	64.6%	55.4%	60.6%	58.3%
% of FP17s for the same patient ID Re-attending between 3 & 9 months - Adults	1,629	3,204	50.8%	48.4%	51.6%	50.3%
% of FP17s for Band 1 Urgent Courses	453	4,887	9.3%	10.5%	9.5%	9.1%
% of FP17s Relating to Free Repair or Replacements	21	4,887	0.4%	0.6%	0.7%	0.8%
% of FP17s Relating to Continuations	64	4,887	1.3%	0.8%	1.0%	1.0%
% of Patients satisfied with the dentistry they have received	10	10	100.0%	91.2%	92.0%	91.5%
% of Patients satisfied with the time they had to wait for an appointment	9	10	90.0%	87.2%	88.1%	87.9%

* This is based on patients treated on this contract for their most recent course of treatment. Figures in italics indicate the base number of FP17s or Patient Questionnaire responses are less than 100. N/A is shown where the base number of responses is less than 10 during the period. % is calculated as Quantity/Base number*100

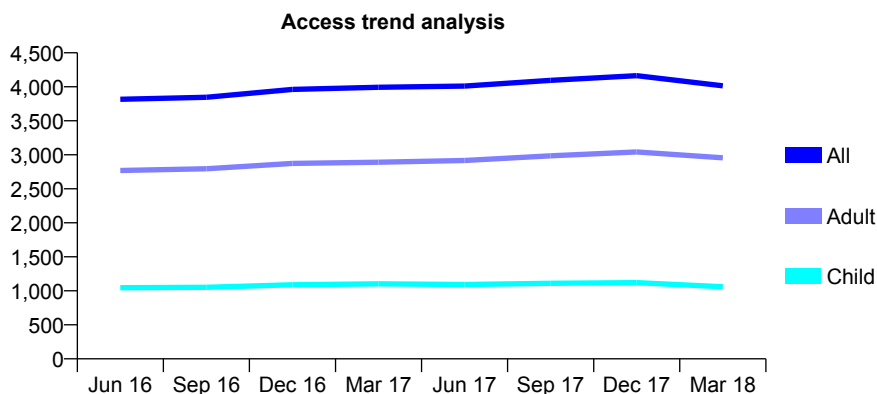
Q67 - Vital Signs At a Glance Contract Report for 101338/0116 - Year end March 2018

Name or company name	Whitecross Dental Care Limited
Contract type name	GDS Contract
Purpose of contract	General
Contract start date	03/03/2010
Contract end date	

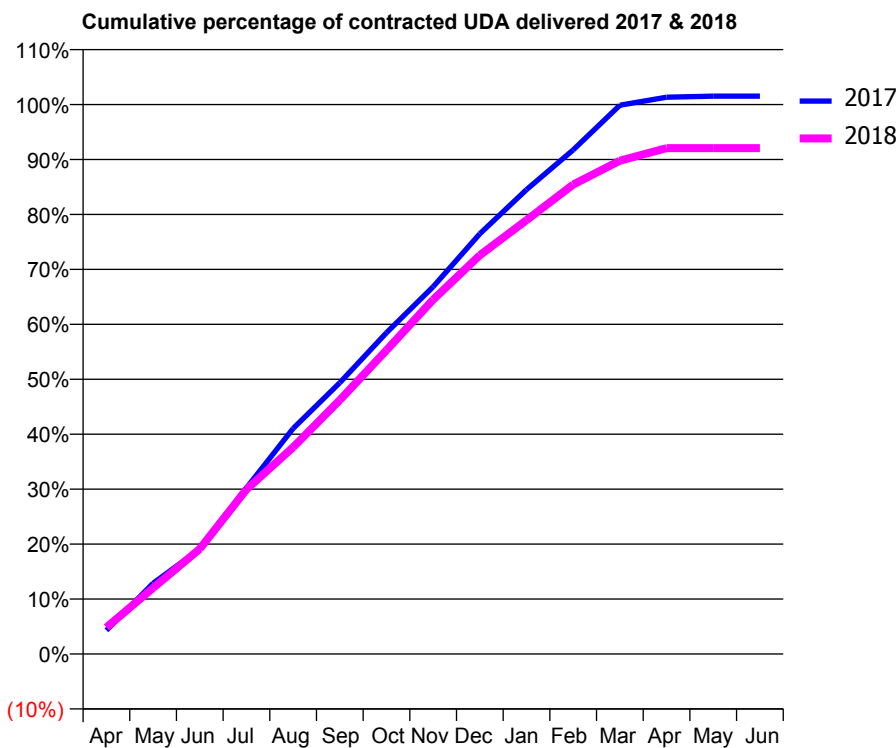
17/18 Contracted general activity (UDA)	14,000
Carry forward general activity (UDA)	-214
17/18 Contracted orthodontic activity (UOA)	0
Carry forward orthodontic activity (UOA)	0
Baseline contract value	£369,034.70

ACCESS*

Patients seen in 24 months	Total	Change since previous quarter
Quarter ending March 2017	3,994	
Quarter ending June 2017	4,011	→
Quarter ending September 2017	4,096	↑
Quarter ending December 2017	4,164	→
Quarter ending March 2018	4,015	↓
Variance since March 2017	0.5%	→



ACTIVITY



Month	Adjusted Scheduled Activity (UDA)	
	2017	2018
April	601	679
May	1,804	1,684
June	2,675	2,678
July	4,230	4,195
August	5,745	5,269
September	6,913	6,470
October	8,185	7,742
November	9,358	9,027
December	10,707	10,159
January	11,832	11,055
February	12,845	11,959
March	13,981	12,569
April	14,187	12,888
May	14,213	12,888
June	14,213	12,888

QUALITY

	Quantity	Base Number	Contract	AT	Region	England
% of FP17s for the same patient ID Re-attending within 3 months - Children	107	1,479	7.2%	11.7%	11.5%	11.9%
% of FP17s for the same patient ID Re-attending within 3 months - Adults	435	3,860	11.3%	16.6%	15.9%	16.0%
% of FP17s for the same patient ID Re-attending between 3 & 9 months - Children	865	1,479	58.5%	55.4%	60.6%	58.3%
% of FP17s for the same patient ID Re-attending between 3 & 9 months - Adults	2,057	3,860	53.3%	48.4%	51.6%	50.3%
% of FP17s for Band 1 Urgent Courses	460	5,333	8.6%	10.5%	9.5%	9.1%
% of FP17s Relating to Free Repair or Replacements	19	5,333	0.4%	0.6%	0.7%	0.8%
% of FP17s Relating to Continuations	115	5,333	2.2%	0.8%	1.0%	1.0%
% of Patients satisfied with the dentistry they have received	7	8	N/A	91.2%	92.0%	91.5%
% of Patients satisfied with the time they had to wait for an appointment	6	8	N/A	87.2%	88.1%	87.9%

* This is based on patients treated on this contract for their most recent course of treatment. Figures in italics indicate the base number of FP17s or Patient Questionnaire responses are less than 100. N/A is shown where the base number of responses is less than 10 during the period. % is calculated as Quantity/Base number*100

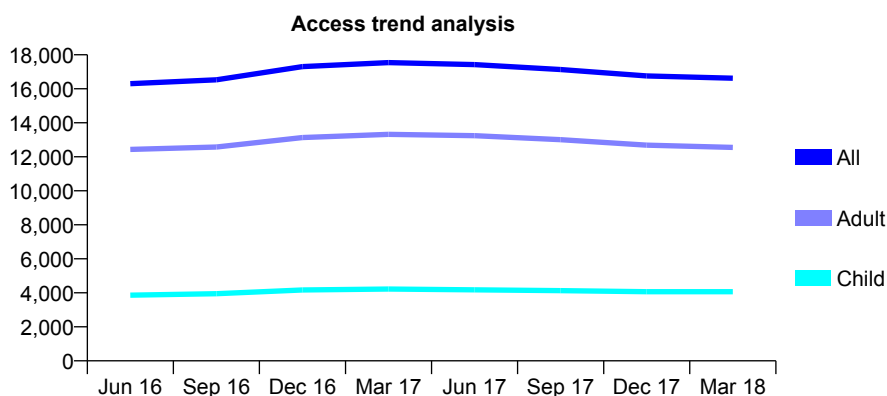
Q67 - Vital Signs At a Glance Contract Report for 101370/0009 - Year end March 2018

Name or company name	Petrie Tucker & Partners Ltd
Contract type name	GDS Contract
Purpose of contract	General
Contract start date	01/04/2006
Contract end date	

17/18 Contracted general activity (UDA)	63,012
Carry forward general activity (UDA)	0
17/18 Contracted orthodontic activity (UOA)	0
Carry forward orthodontic activity (UOA)	0
Baseline contract value	£1,786,994.63

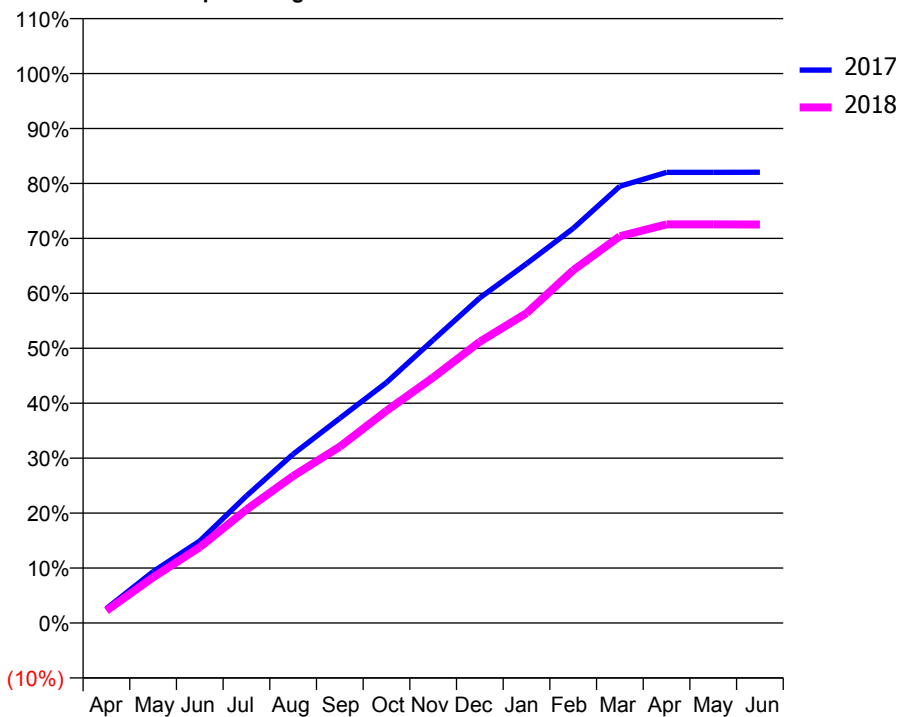
ACCESS*

Patients seen in 24 months	Total	Change since previous quarter
Quarter ending March 2017	17,544	
Quarter ending June 2017	17,420	→
Quarter ending September 2017	17,137	↓
Quarter ending December 2017	16,760	↓
Quarter ending March 2018	16,620	→
Variance since March 2017	(5.3%)	↓



ACTIVITY

Cumulative percentage of contracted UDA delivered 2017 & 2018



Month	Adjusted Scheduled Activity (UDA)	
	2017	2018
April	1,653	1,415
May	5,890	5,242
June	9,418	8,686
July	14,579	13,012
August	19,365	16,865
September	23,475	20,221
October	27,583	24,333
November	32,450	28,156
December	37,290	32,257
January	41,208	35,527
February	45,256	40,445
March	50,081	44,345
April	51,670	45,712
May	51,670	45,710
June	51,686	45,695

QUALITY

	Quantity	Base Number	Contract	AT	Region	England
% of FP17s for the same patient ID Re-attending within 3 months - Children	376	5,362	7.0%	11.7%	11.5%	11.9%
% of FP17s for the same patient ID Re-attending within 3 months - Adults	2,278	16,622	13.7%	16.6%	15.9%	16.0%
% of FP17s for the same patient ID Re-attending between 3 & 9 months - Children	2,796	5,362	52.1%	55.4%	60.6%	58.3%
% of FP17s for the same patient ID Re-attending between 3 & 9 months - Adults	7,410	16,622	44.6%	48.4%	51.6%	50.3%
% of FP17s for Band 1 Urgent Courses	2,361	21,909	10.8%	10.5%	9.5%	9.1%
% of FP17s Relating to Free Repair or Replacements	163	21,909	0.7%	0.6%	0.7%	0.8%
% of FP17s Relating to Continuations	289	21,909	1.3%	0.8%	1.0%	1.0%
% of Patients satisfied with the dentistry they have received	17	19	89.5%	91.2%	92.0%	91.5%
% of Patients satisfied with the time they had to wait for an appointment	16	19	84.2%	87.2%	88.1%	87.9%

* This is based on patients treated on this contract for their most recent course of treatment. Figures in italics indicate the base number of FP17s or Patient Questionnaire responses are less than 100. N/A is shown where the base number of responses is less than 10 during the period. % is calculated as Quantity/Base number*100

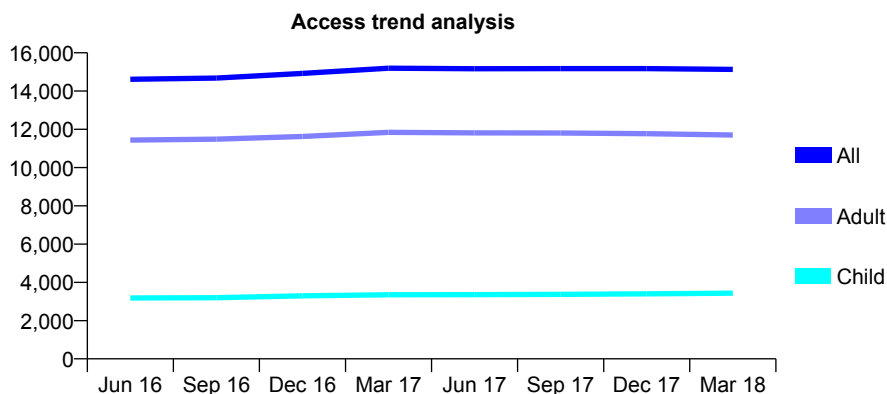
Q67 - Vital Signs At a Glance Contract Report for 101370/0097 - Year end March 2018

Name or company name	Petrie Tucker & Partners Ltd
Contract type name	GDS Contract
Purpose of contract	General
Contract start date	01/04/2007
Contract end date	

17/18 Contracted general activity (UDA)	41,328
Carry forward general activity (UDA)	0
17/18 Contracted orthodontic activity (UOA)	0
Carry forward orthodontic activity (UOA)	0
Baseline contract value	£901,542.48

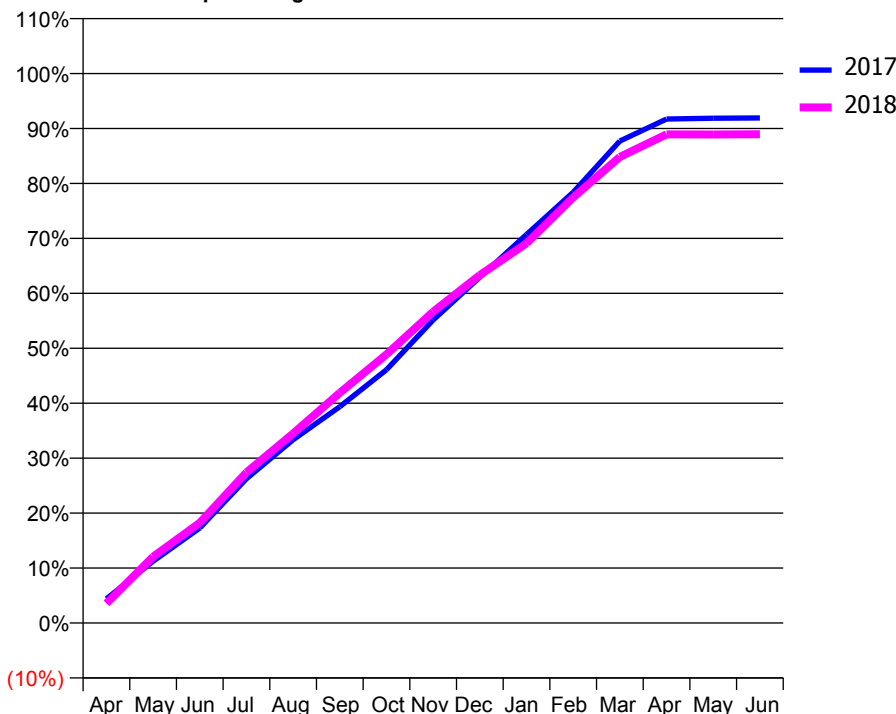
ACCESS*

Patients seen in 24 months	Total	Change since previous quarter
Quarter ending March 2017	15,195	
Quarter ending June 2017	15,168	→
Quarter ending September 2017	15,173	→
Quarter ending December 2017	15,172	→
Quarter ending March 2018	15,133	→
Variance since March 2017	(0.4%)	→



ACTIVITY

Cumulative percentage of contracted UDA delivered 2017 & 2018



Month	Adjusted Scheduled Activity (UDA)	
	2017	2018
April	1,821	1,483
May	4,644	4,989
June	7,146	7,535
July	10,854	11,329
August	13,782	14,254
September	16,272	17,316
October	19,053	20,200
November	22,796	23,411
December	26,010	26,169
January	29,224	28,561
February	32,400	32,004
March	36,246	35,056
April	37,909	36,752
May	37,969	36,746
June	37,985	36,758

QUALITY

	Quantity	Base Number	Contract	AT	Region	England
% of FP17s for the same patient ID Re-attending within 3 months - Children	185	4,003	4.6%	11.7%	11.5%	11.9%
% of FP17s for the same patient ID Re-attending within 3 months - Adults	1,637	13,572	12.1%	16.6%	15.9%	16.0%
% of FP17s for the same patient ID Re-attending between 3 & 9 months - Children	1,583	4,003	39.5%	55.4%	60.6%	58.3%
% of FP17s for the same patient ID Re-attending between 3 & 9 months - Adults	4,722	13,572	34.8%	48.4%	51.6%	50.3%
% of FP17s for Band 1 Urgent Courses	1,469	17,593	8.3%	10.5%	9.5%	9.1%
% of FP17s Relating to Free Repair or Replacements	120	17,593	0.7%	0.6%	0.7%	0.8%
% of FP17s Relating to Continuations	253	17,593	1.4%	0.8%	1.0%	1.0%
% of Patients satisfied with the dentistry they have received	15	17	88.2%	91.2%	92.0%	91.5%
% of Patients satisfied with the time they had to wait for an appointment	15	17	88.2%	87.2%	88.1%	87.9%

* This is based on patients treated on this contract for their most recent course of treatment. Figures in italics indicate the base number of FP17s or Patient Questionnaire responses are less than 100. N/A is shown where the base number of responses is less than 10 during the period. % is calculated as Quantity/Base number*100

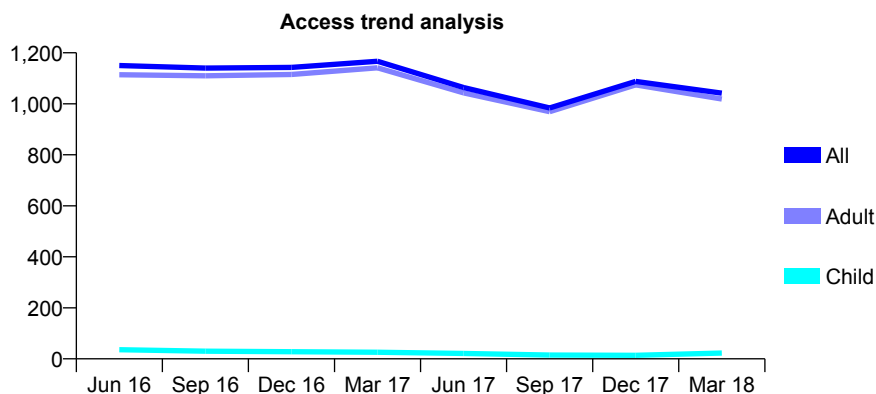
Q67 - Vital Signs At a Glance Contract Report for 101370/0133 - Year end March 2018

Name or company name	Petrie Tucker & Partners Ltd
Contract type name	PDS Contract
Purpose of contract	General
Contract start date	01/04/2012
Contract end date	31/03/2019

17/18 Contracted general activity (UDA)	4,650
Carry forward general activity (UDA)	28
17/18 Contracted orthodontic activity (UOA)	0
Carry forward orthodontic activity (UOA)	0
Baseline contract value	£324,266.16

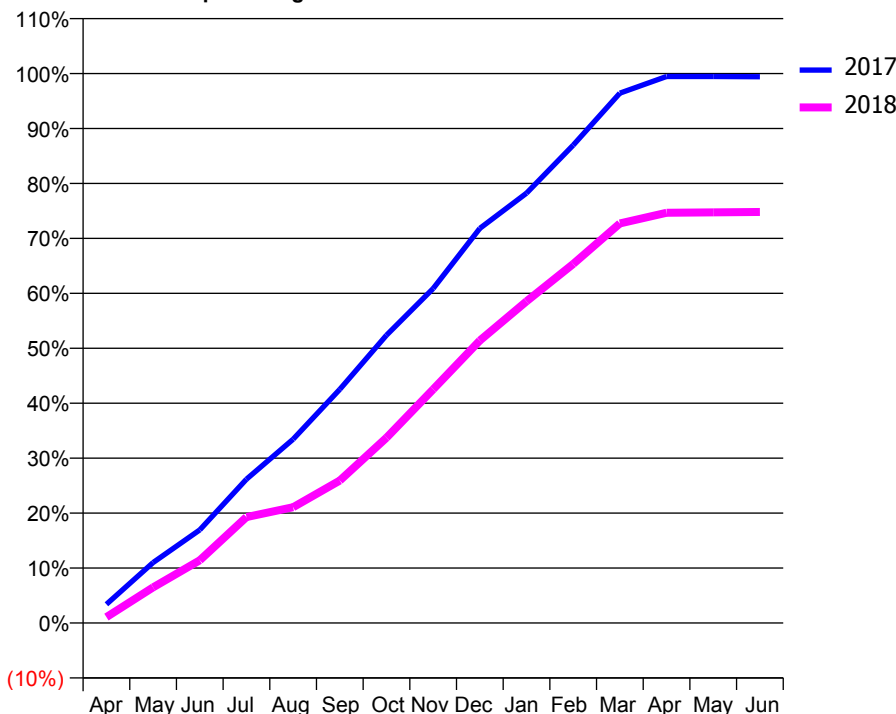
ACCESS*

Patients seen in 24 months	Total	Change since previous quarter
Quarter ending March 2017	1,167	
Quarter ending June 2017	1,064	↓
Quarter ending September 2017	984	↓
Quarter ending December 2017	1,088	↑
Quarter ending March 2018	1,042	↓
Variance since March 2017	(10.7%)	↓



ACTIVITY

Cumulative percentage of contracted UDA delivered 2017 & 2018



Month	Adjusted Scheduled Activity (UDA)	
	2017	2018
April	159	50
May	512	302
June	788	531
July	1,217	896
August	1,555	980
September	1,977	1,206
October	2,436	1,568
November	2,831	1,977
December	3,339	2,391
January	3,638	2,722
February	4,044	3,038
March	4,484	3,381
April	4,625	3,472
May	4,625	3,475
June	4,622	3,478

QUALITY

	Quantity	Base Number	Contract	AT	Region	England
% of FP17s for the same patient ID Re-attending within 3 months - Children	0	43	0.0%	11.7%	11.5%	11.9%
% of FP17s for the same patient ID Re-attending within 3 months - Adults	27	1,009	2.7%	16.6%	15.9%	16.0%
% of FP17s for the same patient ID Re-attending between 3 & 9 months - Children	0	43	0.0%	55.4%	60.6%	58.3%
% of FP17s for the same patient ID Re-attending between 3 & 9 months - Adults	5	1,009	0.5%	48.4%	51.6%	50.3%
% of FP17s for Band 1 Urgent Courses	0	1,040	0.0%	10.5%	9.5%	9.1%
% of FP17s Relating to Free Repair or Replacements	4	1,040	0.4%	0.6%	0.7%	0.8%
% of FP17s Relating to Continuations	29	1,040	2.8%	0.8%	1.0%	1.0%
% of Patients satisfied with the dentistry they have received	1	1	N/A	91.2%	92.0%	91.5%
% of Patients satisfied with the time they had to wait for an appointment	1	1	N/A	87.2%	88.1%	87.9%

* This is based on patients treated on this contract for their most recent course of treatment. Figures in italics indicate the base number of FP17s or Patient Questionnaire responses are less than 100. N/A is shown where the base number of responses is less than 10 during the period. % is calculated as Quantity/Base number*100

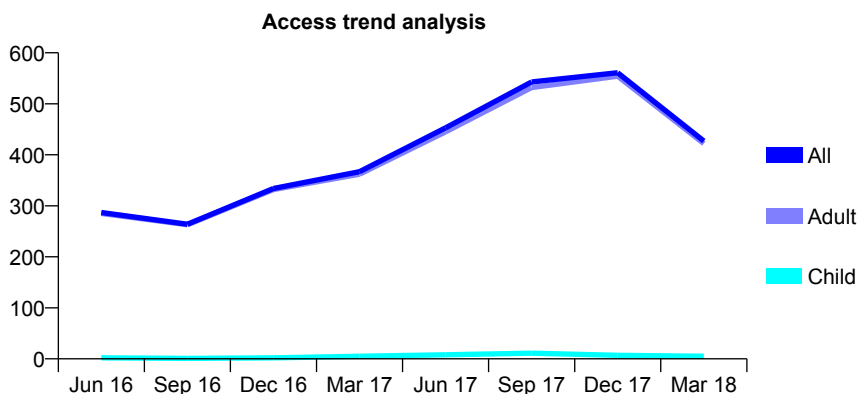
Q67 - Vital Signs At a Glance Contract Report for 101370/0135 - Year end March 2018

Name or company name	Petrie Tucker & Partners Ltd
Contract type name	PDS Contract
Purpose of contract	General
Contract start date	01/04/2012
Contract end date	31/03/2019

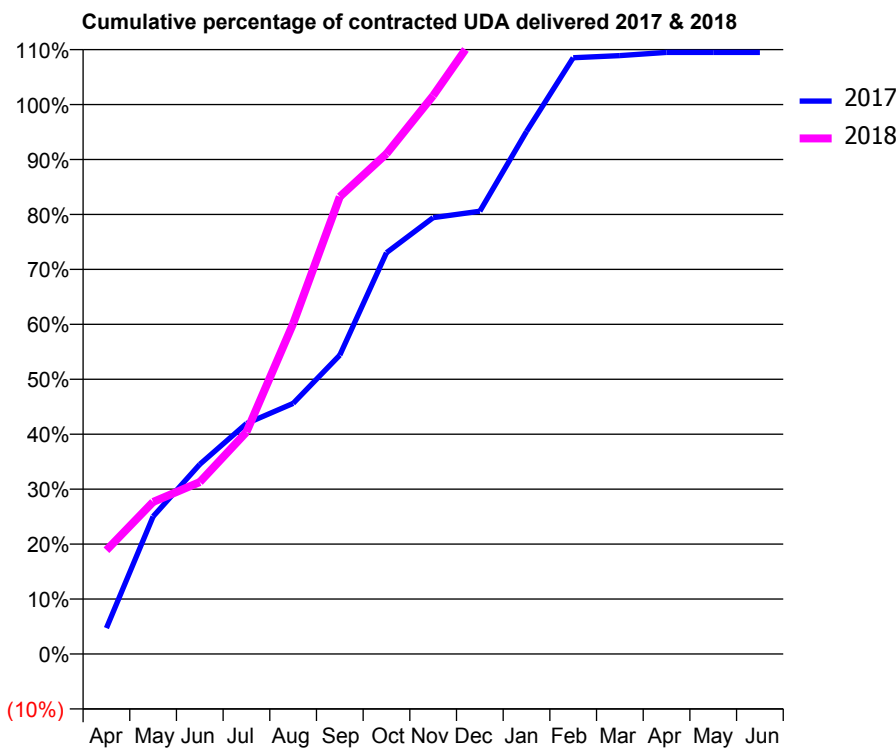
17/18 Contracted general activity (UDA)	1,550
Carry forward general activity (UDA)	-31
17/18 Contracted orthodontic activity (UOA)	0
Carry forward orthodontic activity (UOA)	0
Baseline contract value	£78,018.92

ACCESS*

Patients seen in 24 months	Total	Change since previous quarter
Quarter ending March 2017	367	
Quarter ending June 2017	453	↑
Quarter ending September 2017	543	↑
Quarter ending December 2017	561	↑
Quarter ending March 2018	427	↓
Variance since March 2017	16.3%	↑



ACTIVITY



Month	Adjusted Scheduled Activity (UDA)	
	2017	2018
April	73	293
May	388	429
June	535	485
July	650	626
August	707	932
September	843	1,290
October	1,132	1,411
November	1,231	1,575
December	1,249	1,763
January	1,474	1,769
February	1,682	1,784
March	1,688	1,796
April	1,697	1,802
May	1,697	1,802
June	1,697	1,805

QUALITY

	Quantity	Base Number	Contract	AT	Region	England
% of FP17s for the same patient ID Re-attending within 3 months - Children	0	9	0.0%	11.7%	11.5%	11.9%
% of FP17s for the same patient ID Re-attending within 3 months - Adults	1	596	0.2%	16.6%	15.9%	16.0%
% of FP17s for the same patient ID Re-attending between 3 & 9 months - Children	0	9	0.0%	55.4%	60.6%	58.3%
% of FP17s for the same patient ID Re-attending between 3 & 9 months - Adults	0	596	0.0%	48.4%	51.6%	50.3%
% of FP17s for Band 1 Urgent Courses	0	606	0.0%	10.5%	9.5%	9.1%
% of FP17s Relating to Free Repair or Replacements	0	606	0.0%	0.6%	0.7%	0.8%
% of FP17s Relating to Continuations	0	606	0.0%	0.8%	1.0%	1.0%
% of Patients satisfied with the dentistry they have received	0	0	N/A	91.2%	92.0%	91.5%
% of Patients satisfied with the time they had to wait for an appointment	0	0	N/A	87.2%	88.1%	87.9%

* This is based on patients treated on this contract for their most recent course of treatment. Figures in italics indicate the base number of FP17s or Patient Questionnaire responses are less than 100. N/A is shown where the base number of responses is less than 10 during the period. % is calculated as Quantity/Base number*100

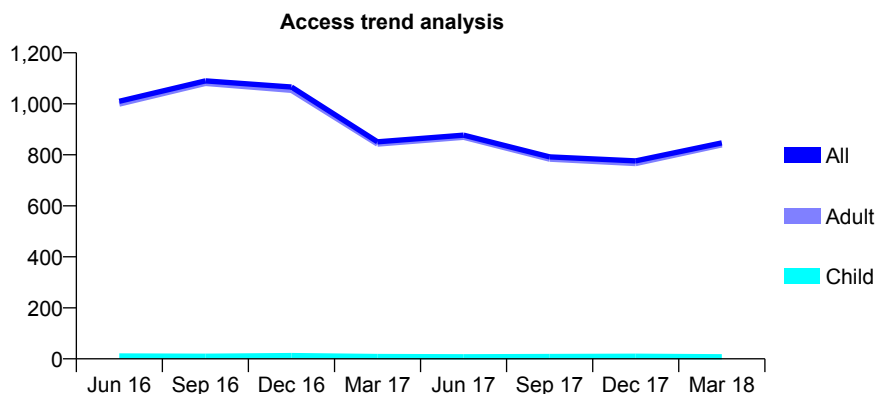
Q67 - Vital Signs At a Glance Contract Report for 101370/0138 - Year end March 2018

Name or company name	Petrie Tucker & Partners Ltd
Contract type name	PDS Contract
Purpose of contract	General
Contract start date	01/04/2014
Contract end date	31/03/2019

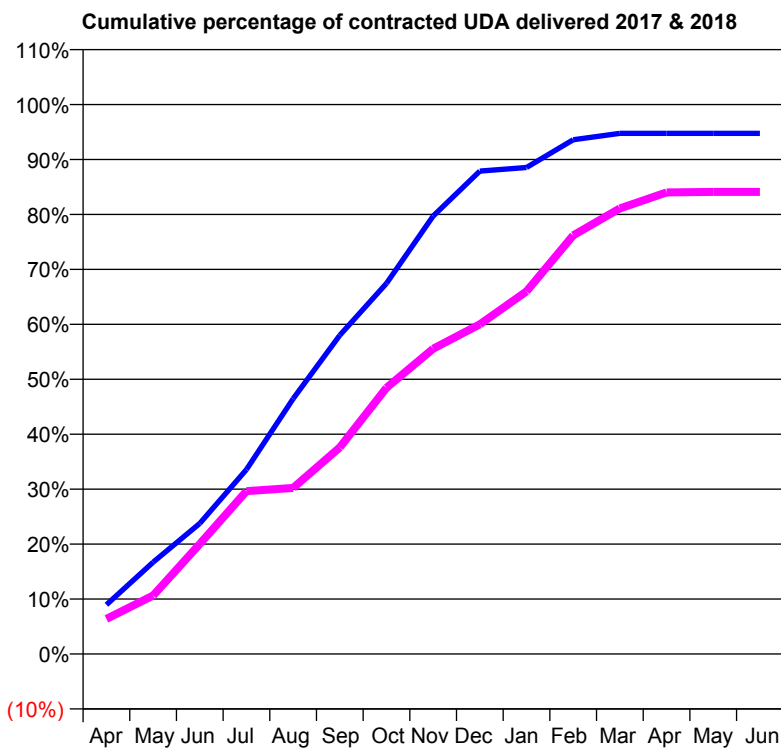
17/18 Contracted general activity (UDA)	3,100
Carry forward general activity (UDA)	0
17/18 Contracted orthodontic activity (UOA)	0
Carry forward orthodontic activity (UOA)	0
Baseline contract value	£235,682.17

ACCESS*

Patients seen in 24 months	Total	Change since previous quarter
Quarter ending March 2017	851	
Quarter ending June 2017	877	↑
Quarter ending September 2017	792	↓
Quarter ending December 2017	776	↓
Quarter ending March 2018	847	↑
Variance since March 2017	(0.5%)	→



ACTIVITY



Month	Adjusted Scheduled Activity (UDA)	
	2017	2018
April	278	198
May	518	330
June	737	621
July	1,041	919
August	1,440	937
September	1,798	1,166
October	2,091	1,502
November	2,471	1,722
December	2,724	1,860
January	2,745	2,046
February	2,901	2,362
March	2,937	2,514
April	2,937	2,604
May	2,937	2,607
June	2,937	2,607

QUALITY

	Quantity	Base Number	Contract	AT	Region	England
% of FP17s for the same patient ID Re-attending within 3 months - Children	1	17	5.9%	11.7%	11.5%	11.9%
% of FP17s for the same patient ID Re-attending within 3 months - Adults	14	836	1.7%	16.6%	15.9%	16.0%
% of FP17s for the same patient ID Re-attending between 3 & 9 months - Children	0	17	0.0%	55.4%	60.6%	58.3%
% of FP17s for the same patient ID Re-attending between 3 & 9 months - Adults	1	836	0.1%	48.4%	51.6%	50.3%
% of FP17s for Band 1 Urgent Courses	0	885	0.0%	10.5%	9.5%	9.1%
% of FP17s Relating to Free Repair or Replacements	0	885	0.0%	0.6%	0.7%	0.8%
% of FP17s Relating to Continuations	13	885	1.5%	0.8%	1.0%	1.0%
% of Patients satisfied with the dentistry they have received	0	0	N/A	91.2%	92.0%	91.5%
% of Patients satisfied with the time they had to wait for an appointment	0	0	N/A	87.2%	88.1%	87.9%

* This is based on patients treated on this contract for their most recent course of treatment. Figures in italics indicate the base number of FP17s or Patient Questionnaire responses are less than 100. N/A is shown where the base number of responses is less than 10 during the period. % is calculated as Quantity/Base number*100

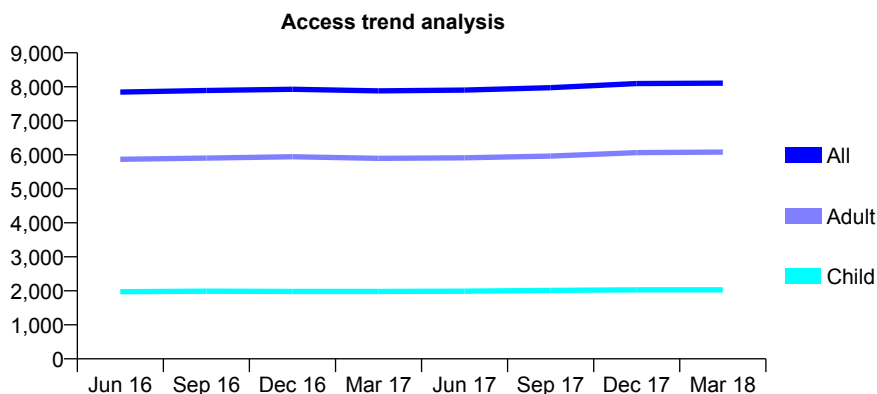
Q67 - Vital Signs At a Glance Contract Report for 101435/0142 - Year end March 2018

Name or company name	IDH Limited
Contract type name	GDS Contract
Purpose of contract	General
Contract start date	01/06/2011
Contract end date	

17/18 Contracted general activity (UDA)	26,899
Carry forward general activity (UDA)	0
17/18 Contracted orthodontic activity (UOA)	0
Carry forward orthodontic activity (UOA)	0
Baseline contract value	£650,449.88

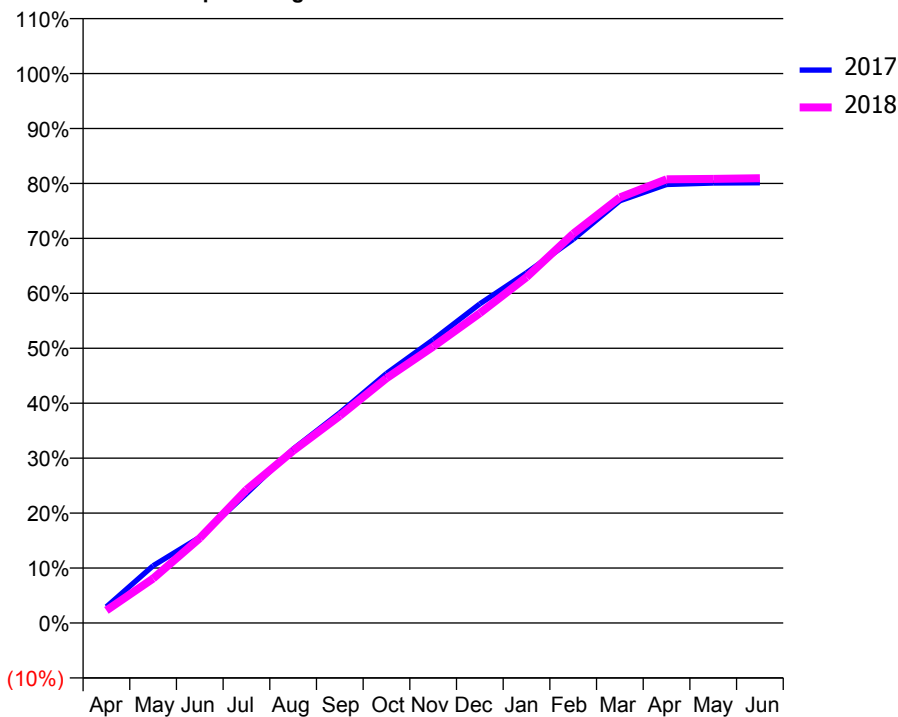
ACCESS*

Patients seen in 24 months	Total	Change since previous quarter
Quarter ending March 2017	7,879	
Quarter ending June 2017	7,905	→
Quarter ending September 2017	7,974	→
Quarter ending December 2017	8,096	→
Quarter ending March 2018	8,107	→
Variance since March 2017	2.9%	↑



ACTIVITY

Cumulative percentage of contracted UDA delivered 2017 & 2018



Month	Adjusted Scheduled Activity (UDA)	
	2017	2018
April	793	619
May	2,802	2,177
June	4,197	4,152
July	6,332	6,521
August	8,517	8,432
September	10,290	10,144
October	12,219	11,980
November	13,867	13,527
December	15,621	15,164
January	17,145	16,932
February	18,780	19,056
March	20,671	20,832
April	21,466	21,724
May	21,538	21,742
June	21,551	21,771

QUALITY

	Quantity	Base Number	Contract	AT	Region	England
% of FP17s for the same patient ID Re-attending within 3 months - Children	119	2,692	4.4%	11.7%	11.5%	11.9%
% of FP17s for the same patient ID Re-attending within 3 months - Adults	766	7,665	10.0%	16.6%	15.9%	16.0%
% of FP17s for the same patient ID Re-attending between 3 & 9 months - Children	1,483	2,692	55.1%	55.4%	60.6%	58.3%
% of FP17s for the same patient ID Re-attending between 3 & 9 months - Adults	3,881	7,665	50.6%	48.4%	51.6%	50.3%
% of FP17s for Band 1 Urgent Courses	709	10,320	6.9%	10.5%	9.5%	9.1%
% of FP17s Relating to Free Repair or Replacements	80	10,320	0.8%	0.6%	0.7%	0.8%
% of FP17s Relating to Continuations	149	10,320	1.4%	0.8%	1.0%	1.0%
% of Patients satisfied with the dentistry they have received	11	12	91.7%	91.2%	92.0%	91.5%
% of Patients satisfied with the time they had to wait for an appointment	10	12	83.3%	87.2%	88.1%	87.9%

* This is based on patients treated on this contract for their most recent course of treatment. Figures in italics indicate the base number of FP17s or Patient Questionnaire responses are less than 100. N/A is shown where the base number of responses is less than 10 during the period. % is calculated as Quantity/Base number*100

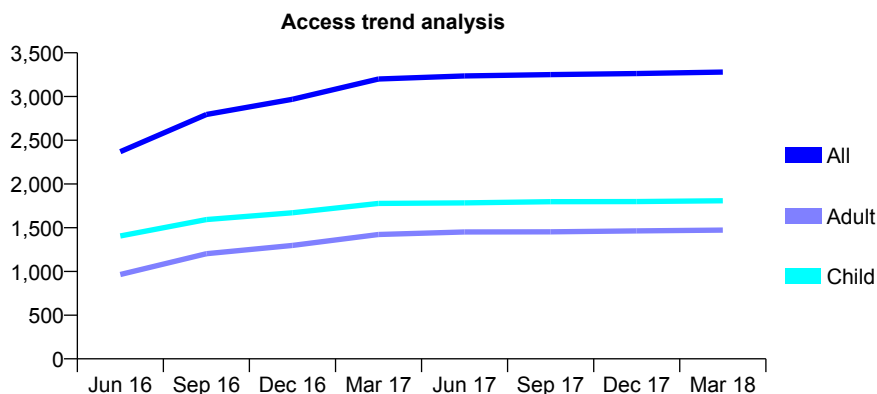
Q67 - Vital Signs At a Glance Contract Report for 102040/0001 - Year end March 2018

Name or company name	Dr Fayaz Jetha
Contract type name	GDS Contract
Purpose of contract	General
Contract start date	20/04/2015
Contract end date	

17/18 Contracted general activity (UDA)	8,926
Carry forward general activity (UDA)	-127
17/18 Contracted orthodontic activity (UOA)	0
Carry forward orthodontic activity (UOA)	0
Baseline contract value	£220,247.96

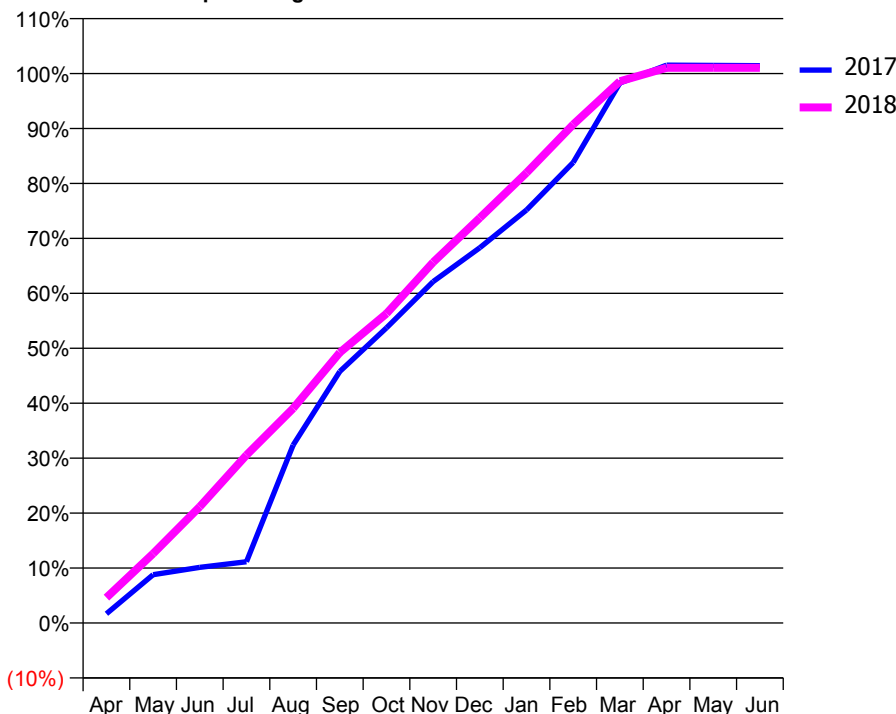
ACCESS*

Patients seen in 24 months	Total	Change since previous quarter
Quarter ending March 2017	3,200	
Quarter ending June 2017	3,235	→
Quarter ending September 2017	3,250	→
Quarter ending December 2017	3,263	→
Quarter ending March 2018	3,280	→
Variance since March 2017	2.5%	↑



ACTIVITY

Cumulative percentage of contracted UDA delivered 2017 & 2018



Month	Adjusted Scheduled Activity (UDA)	
	2017	2018
April	152	413
May	785	1,128
June	904	1,889
July	994	2,729
August	2,890	3,487
September	4,086	4,393
October	4,794	5,027
November	5,547	5,861
December	6,096	6,582
January	6,709	7,313
February	7,481	8,097
March	8,771	8,799
April	9,063	9,018
May	9,057	9,018
June	9,053	9,019

QUALITY

	Quantity	Base Number	Contract	AT	Region	England
% of FP17s for the same patient ID Re-attending within 3 months - Children	130	2,383	5.5%	11.7%	11.5%	11.9%
% of FP17s for the same patient ID Re-attending within 3 months - Adults	261	1,644	15.9%	16.6%	15.9%	16.0%
% of FP17s for the same patient ID Re-attending between 3 & 9 months - Children	1,253	2,383	52.6%	55.4%	60.6%	58.3%
% of FP17s for the same patient ID Re-attending between 3 & 9 months - Adults	616	1,644	37.5%	48.4%	51.6%	50.3%
% of FP17s for Band 1 Urgent Courses	439	4,017	10.9%	10.5%	9.5%	9.1%
% of FP17s Relating to Free Repair or Replacements	1	4,017	0.0%	0.6%	0.7%	0.8%
% of FP17s Relating to Continuations	5	4,017	0.1%	0.8%	1.0%	1.0%
% of Patients satisfied with the dentistry they have received	1	1	N/A	91.2%	92.0%	91.5%
% of Patients satisfied with the time they had to wait for an appointment	1	1	N/A	87.2%	88.1%	87.9%

* This is based on patients treated on this contract for their most recent course of treatment. Figures in italics indicate the base number of FP17s or Patient Questionnaire responses are less than 100. N/A is shown where the base number of responses is less than 10 during the period. % is calculated as Quantity/Base number*100

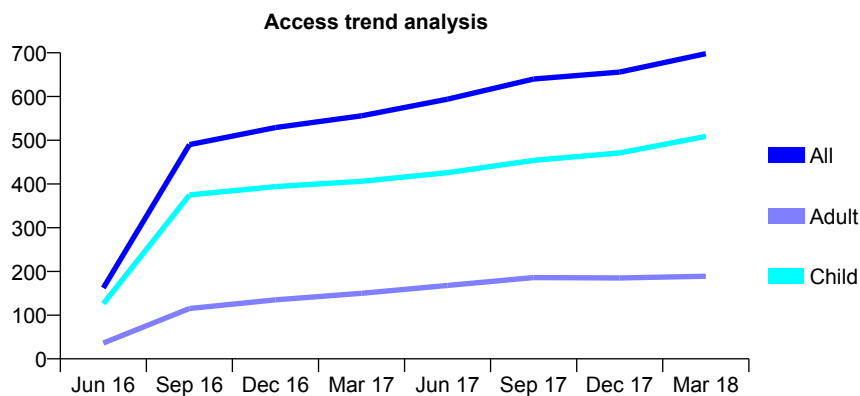
Q67 - Vital Signs At a Glance Contract Report for 103705/0001 - Year end March 2018

Name or company name	Fourways Dental Surgery
Contract type name	GDS Contract
Purpose of contract	General
Contract start date	20/12/2015
Contract end date	

17/18 Contracted general activity (UDA)	1,460
Carry forward general activity (UDA)	0
17/18 Contracted orthodontic activity (UOA)	0
Carry forward orthodontic activity (UOA)	0
Baseline contract value	£36,103.89

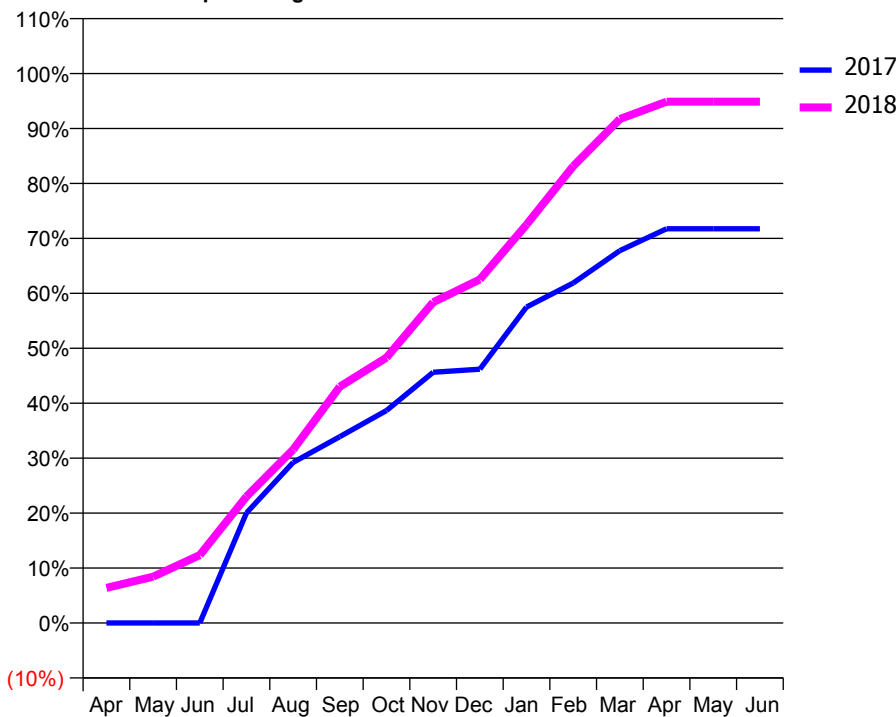
ACCESS*

Patients seen in 24 months	Total	Change since previous quarter
Quarter ending March 2017	556	
Quarter ending June 2017	594	↑
Quarter ending September 2017	640	↑
Quarter ending December 2017	656	↑
Quarter ending March 2018	698	↑
Variance since March 2017	25.5%	↑



ACTIVITY

Cumulative percentage of contracted UDA delivered 2017 & 2018



Month	Adjusted Scheduled Activity (UDA)	
	2017	2018
April	0	93
May	0	123
June	0	180
July	292	336
August	427	461
September	495	628
October	565	705
November	666	852
December	674	913
January	840	1,058
February	903	1,214
March	989	1,339
April	1,047	1,385
May	1,047	1,385
June	1,047	1,385

QUALITY

	Quantity	Base Number	Contract	AT	Region	England
% of FP17s for the same patient ID Re-attending within 3 months - Children	29	776	3.7%	11.7%	11.5%	11.9%
% of FP17s for the same patient ID Re-attending within 3 months - Adults	21	190	11.1%	16.6%	15.9%	16.0%
% of FP17s for the same patient ID Re-attending between 3 & 9 months - Children	411	776	53.0%	55.4%	60.6%	58.3%
% of FP17s for the same patient ID Re-attending between 3 & 9 months - Adults	86	190	45.3%	48.4%	51.6%	50.3%
% of FP17s for Band 1 Urgent Courses	36	944	3.8%	10.5%	9.5%	9.1%
% of FP17s Relating to Free Repair or Replacements	1	944	0.1%	0.6%	0.7%	0.8%
% of FP17s Relating to Continuations	0	944	0.0%	0.8%	1.0%	1.0%
% of Patients satisfied with the dentistry they have received	0	0	N/A	91.2%	92.0%	91.5%
% of Patients satisfied with the time they had to wait for an appointment	0	0	N/A	87.2%	88.1%	87.9%

* This is based on patients treated on this contract for their most recent course of treatment. Figures in italics indicate the base number of FP17s or Patient Questionnaire responses are less than 100. N/A is shown where the base number of responses is less than 10 during the period. % is calculated as Quantity/Base number*100

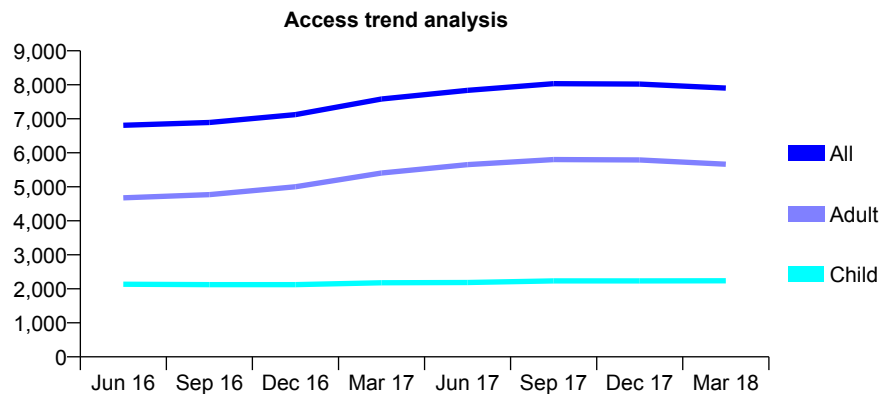
Q67 - Vital Signs At a Glance Contract Report for 104981/0001 - Year end March 2018

Name or company name	Pennypot Dental Practice Ltd
Contract type name	GDS Contract
Purpose of contract	General
Contract start date	11/04/2011
Contract end date	

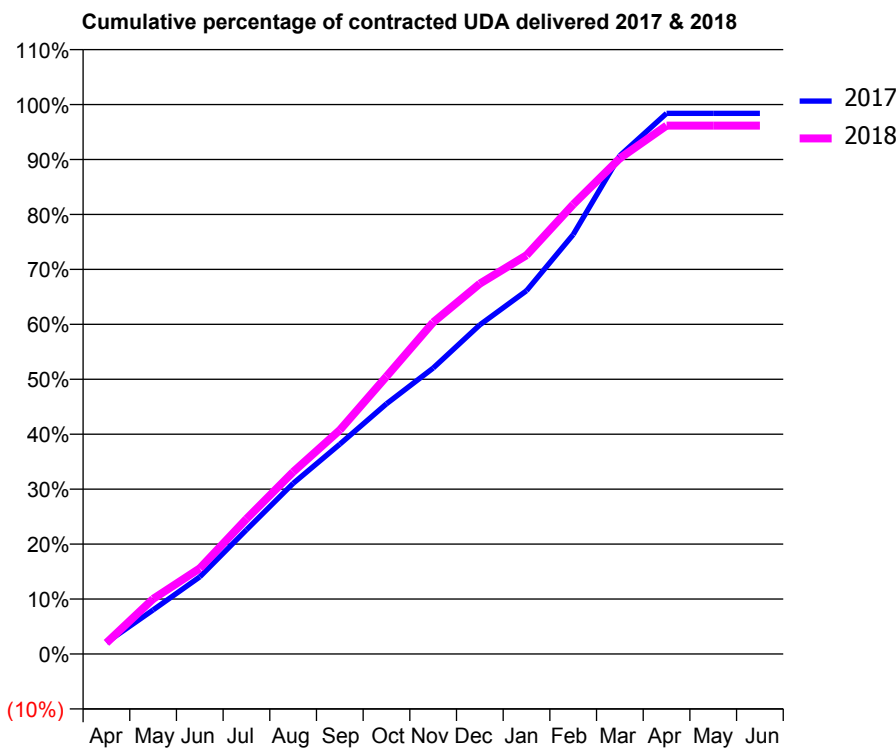
17/18 Contracted general activity (UDA)	22,682
Carry forward general activity (UDA)	365
17/18 Contracted orthodontic activity (UOA)	0
Carry forward orthodontic activity (UOA)	0
Baseline contract value	£594,568.33

ACCESS*

Patients seen in 24 months	Total	Change since previous quarter
Quarter ending March 2017	7,581	
Quarter ending June 2017	7,838	↑
Quarter ending September 2017	8,035	↑
Quarter ending December 2017	8,022	→
Quarter ending March 2018	7,904	↓
Variance since March 2017	4.3%	↑



ACTIVITY



Month	Adjusted Scheduled Activity (UDA)	
	2017	2018
April	476	461
May	1,818	2,274
June	3,183	3,535
July	5,127	5,579
August	7,042	7,514
September	8,659	9,246
October	10,326	11,455
November	11,805	13,693
December	13,586	15,290
January	14,997	16,458
February	17,311	18,560
March	20,570	20,463
April	22,317	21,809
May	22,317	21,810
June	22,317	21,810

QUALITY

	Quantity	Base Number	Contract	AT	Region	England
% of FP17s for the same patient ID Re-attending within 3 months - Children	287	3,499	8.2%	11.7%	11.5%	11.9%
% of FP17s for the same patient ID Re-attending within 3 months - Adults	1,269	8,059	15.7%	16.6%	15.9%	16.0%
% of FP17s for the same patient ID Re-attending between 3 & 9 months - Children	2,127	3,499	60.8%	55.4%	60.6%	58.3%
% of FP17s for the same patient ID Re-attending between 3 & 9 months - Adults	4,197	8,059	52.1%	48.4%	51.6%	50.3%
% of FP17s for Band 1 Urgent Courses	1,504	11,557	13.0%	10.5%	9.5%	9.1%
% of FP17s Relating to Free Repair or Replacements	55	11,557	0.5%	0.6%	0.7%	0.8%
% of FP17s Relating to Continuations	56	11,557	0.5%	0.8%	1.0%	1.0%
% of Patients satisfied with the dentistry they have received	18	20	90.0%	91.2%	92.0%	91.5%
% of Patients satisfied with the time they had to wait for an appointment	19	20	95.0%	87.2%	88.1%	87.9%

* This is based on patients treated on this contract for their most recent course of treatment. Figures in italics indicate the base number of FP17s or Patient Questionnaire responses are less than 100. N/A is shown where the base number of responses is less than 10 during the period. % is calculated as Quantity/Base number*100

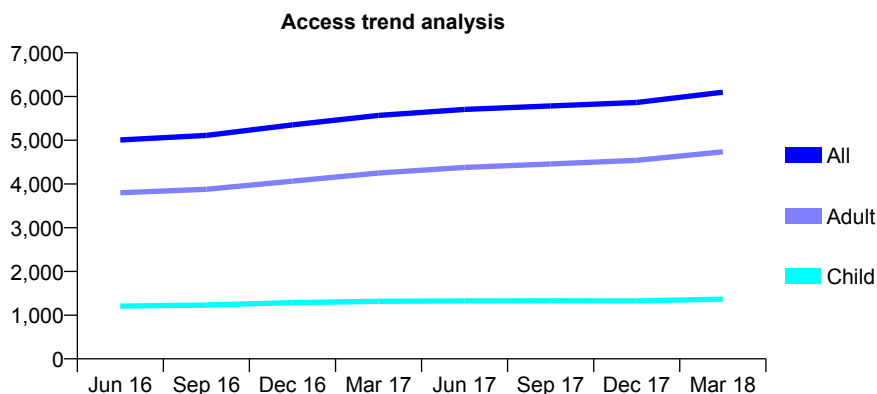
Q67 - Vital Signs At a Glance Contract Report for 104981/0002 - Year end March 2018

Name or company name	Pennypot Dental Practice Ltd
Contract type name	GDS Contract
Purpose of contract	General
Contract start date	11/04/2011
Contract end date	

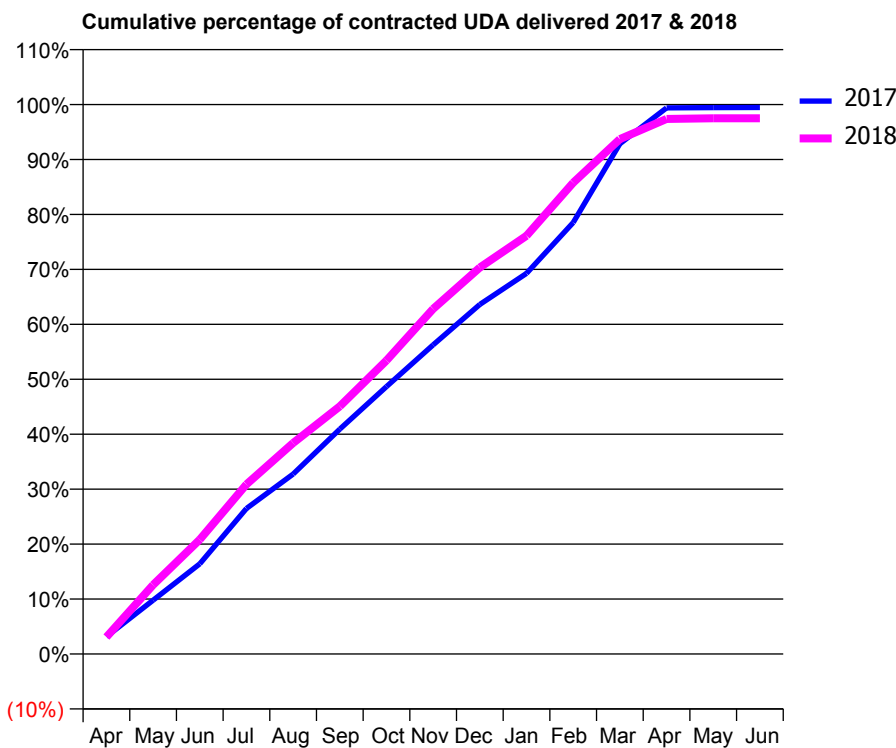
17/18 Contracted general activity (UDA)	15,124
Carry forward general activity (UDA)	83
17/18 Contracted orthodontic activity (UOA)	0
Carry forward orthodontic activity (UOA)	0
Baseline contract value	£396,378.88

ACCESS*

Patients seen in 24 months	Total	Change since previous quarter
Quarter ending March 2017	5,567	
Quarter ending June 2017	5,705	↑
Quarter ending September 2017	5,786	→
Quarter ending December 2017	5,865	→
Quarter ending March 2018	6,100	↑
Variance since March 2017	9.6%	↑



ACTIVITY



Month	Adjusted Scheduled Activity (UDA)	
	2017	2018
April	479	469
May	1,480	1,902
June	2,482	3,149
July	4,005	4,671
August	4,953	5,809
September	6,188	6,816
October	7,360	8,081
November	8,509	9,499
December	9,623	10,638
January	10,476	11,513
February	11,874	12,973
March	14,045	14,170
April	15,033	14,725
May	15,040	14,744
June	15,041	14,744

QUALITY

	Quantity	Base Number	Contract	AT	Region	England
% of FP17s for the same patient ID Re-attending within 3 months - Children	119	2,096	5.7%	11.7%	11.5%	11.9%
% of FP17s for the same patient ID Re-attending within 3 months - Adults	870	7,014	12.4%	16.6%	15.9%	16.0%
% of FP17s for the same patient ID Re-attending between 3 & 9 months - Children	1,424	2,096	67.9%	55.4%	60.6%	58.3%
% of FP17s for the same patient ID Re-attending between 3 & 9 months - Adults	3,829	7,014	54.6%	48.4%	51.6%	50.3%
% of FP17s for Band 1 Urgent Courses	971	8,372	11.6%	10.5%	9.5%	9.1%
% of FP17s Relating to Free Repair or Replacements	45	8,372	0.5%	0.6%	0.7%	0.8%
% of FP17s Relating to Continuations	34	8,372	0.4%	0.8%	1.0%	1.0%
% of Patients satisfied with the dentistry they have received	6	7	N/A	91.2%	92.0%	91.5%
% of Patients satisfied with the time they had to wait for an appointment	6	7	N/A	87.2%	88.1%	87.9%

* This is based on patients treated on this contract for their most recent course of treatment. Figures in italics indicate the base number of FP17s or Patient Questionnaire responses are less than 100. N/A is shown where the base number of responses is less than 10 during the period. % is calculated as Quantity/Base number*100

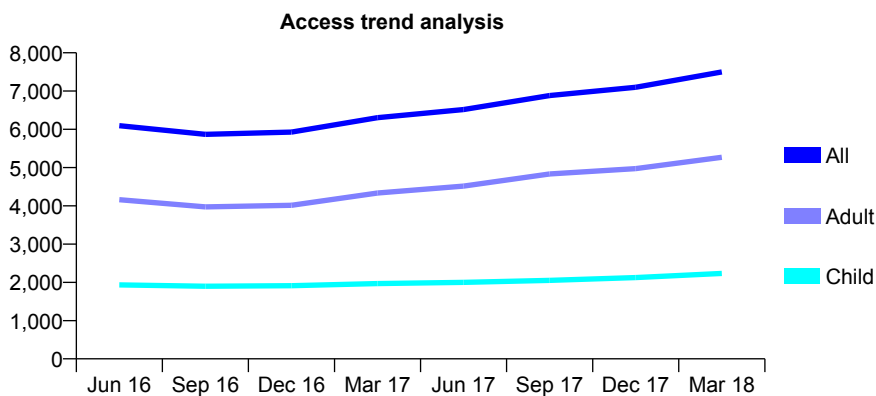
Q67 - Vital Signs At a Glance Contract Report for 104981/0003 - Year end March 2018

Name or company name	Pennypot Dental Practice Ltd
Contract type name	GDS Contract
Purpose of contract	General
Contract start date	11/04/2011
Contract end date	

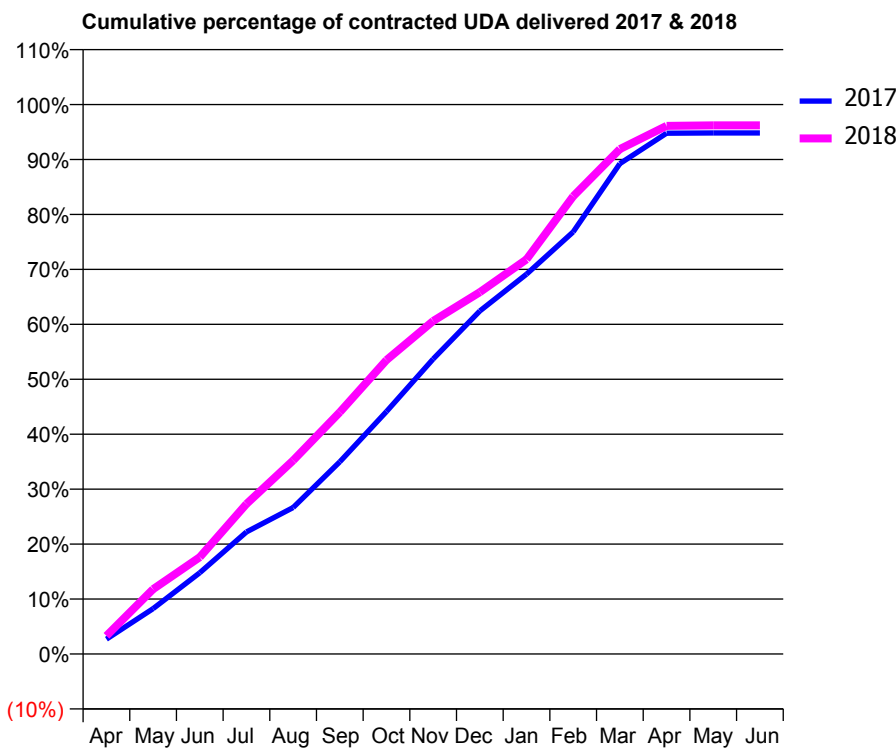
17/18 Contracted general activity (UDA)	19,000
Carry forward general activity (UDA)	0
17/18 Contracted orthodontic activity (UOA)	0
Carry forward orthodontic activity (UOA)	0
Baseline contract value	£487,027.83

ACCESS*

Patients seen in 24 months	Total	Change since previous quarter
Quarter ending March 2017	6,303	
Quarter ending June 2017	6,516	↑
Quarter ending September 2017	6,883	↑
Quarter ending December 2017	7,100	↑
Quarter ending March 2018	7,500	↑
Variance since March 2017	19.0%	↑



ACTIVITY



Month	Adjusted Scheduled Activity (UDA)	
	2017	2018
April	431	630
May	1,320	2,242
June	2,368	3,350
July	3,556	5,191
August	4,265	6,690
September	5,597	8,360
October	7,062	10,163
November	8,589	11,515
December	9,989	12,512
January	11,060	13,646
February	12,292	15,827
March	14,280	17,458
April	15,164	18,262
May	15,170	18,280
June	15,173	18,281

QUALITY

	Quantity	Base Number	Contract	AT	Region	England
% of FP17s for the same patient ID Re-attending within 3 months - Children	177	3,439	5.1%	11.7%	11.5%	11.9%
% of FP17s for the same patient ID Re-attending within 3 months - Adults	878	7,889	11.1%	16.6%	15.9%	16.0%
% of FP17s for the same patient ID Re-attending between 3 & 9 months - Children	2,172	3,439	63.2%	55.4%	60.6%	58.3%
% of FP17s for the same patient ID Re-attending between 3 & 9 months - Adults	4,415	7,889	56.0%	48.4%	51.6%	50.3%
% of FP17s for Band 1 Urgent Courses	1,316	11,289	11.7%	10.5%	9.5%	9.1%
% of FP17s Relating to Free Repair or Replacements	15	11,289	0.1%	0.6%	0.7%	0.8%
% of FP17s Relating to Continuations	18	11,289	0.2%	0.8%	1.0%	1.0%
% of Patients satisfied with the dentistry they have received	10	10	100.0%	91.2%	92.0%	91.5%
% of Patients satisfied with the time they had to wait for an appointment	10	10	100.0%	87.2%	88.1%	87.9%

* This is based on patients treated on this contract for their most recent course of treatment. Figures in italics indicate the base number of FP17s or Patient Questionnaire responses are less than 100. N/A is shown where the base number of responses is less than 10 during the period. % is calculated as Quantity/Base number*100

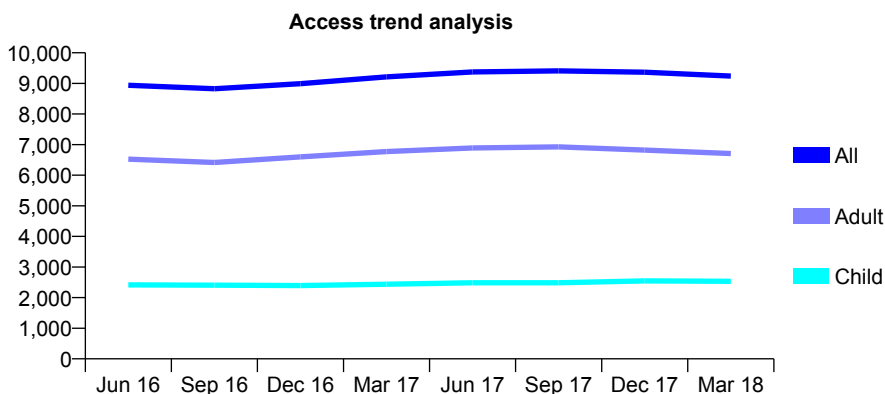
Q67 - Vital Signs At a Glance Contract Report for 104981/0004 - Year end March 2018

Name or company name	Pennypot Dental Practice Ltd
Contract type name	GDS Contract
Purpose of contract	General
Contract start date	11/04/2011
Contract end date	

17/18 Contracted general activity (UDA)	24,500
Carry forward general activity (UDA)	-33
17/18 Contracted orthodontic activity (UOA)	0
Carry forward orthodontic activity (UOA)	0
Baseline contract value	£626,581.76

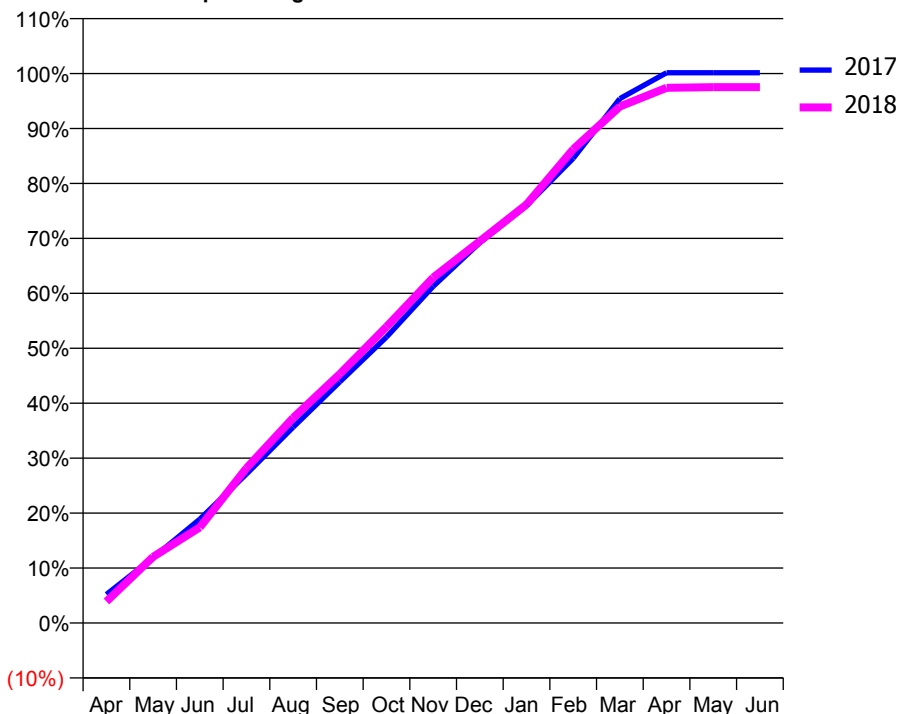
ACCESS*

Patients seen in 24 months	Total	Change since previous quarter
Quarter ending March 2017	9,214	
Quarter ending June 2017	9,376	→
Quarter ending September 2017	9,409	→
Quarter ending December 2017	9,367	→
Quarter ending March 2018	9,240	↓
Variance since March 2017	0.3%	→



ACTIVITY

Cumulative percentage of contracted UDA delivered 2017 & 2018



Month	Adjusted Scheduled Activity (UDA)	
	2017	2018
April	1,247	961
May	2,858	2,953
June	4,536	4,267
July	6,510	6,908
August	8,553	9,145
September	10,534	11,103
October	12,491	13,207
November	14,701	15,404
December	16,616	17,025
January	18,231	18,661
February	20,294	21,123
March	22,906	23,031
April	24,032	23,865
May	24,033	23,889
June	24,033	23,889

QUALITY

	Quantity	Base Number	Contract	AT	Region	England
% of FP17s for the same patient ID Re-attending within 3 months - Children	243	4,187	5.8%	11.7%	11.5%	11.9%
% of FP17s for the same patient ID Re-attending within 3 months - Adults	1,040	10,359	10.0%	16.6%	15.9%	16.0%
% of FP17s for the same patient ID Re-attending between 3 & 9 months - Children	2,912	4,187	69.5%	55.4%	60.6%	58.3%
% of FP17s for the same patient ID Re-attending between 3 & 9 months - Adults	6,375	10,359	61.5%	48.4%	51.6%	50.3%
% of FP17s for Band 1 Urgent Courses	1,303	14,394	9.1%	10.5%	9.5%	9.1%
% of FP17s Relating to Free Repair or Replacements	35	14,394	0.2%	0.6%	0.7%	0.8%
% of FP17s Relating to Continuations	33	14,394	0.2%	0.8%	1.0%	1.0%
% of Patients satisfied with the dentistry they have received	18	20	90.0%	91.2%	92.0%	91.5%
% of Patients satisfied with the time they had to wait for an appointment	17	20	85.0%	87.2%	88.1%	87.9%

* This is based on patients treated on this contract for their most recent course of treatment. Figures in italics indicate the base number of FP17s or Patient Questionnaire responses are less than 100. N/A is shown where the base number of responses is less than 10 during the period. % is calculated as Quantity/Base number*100

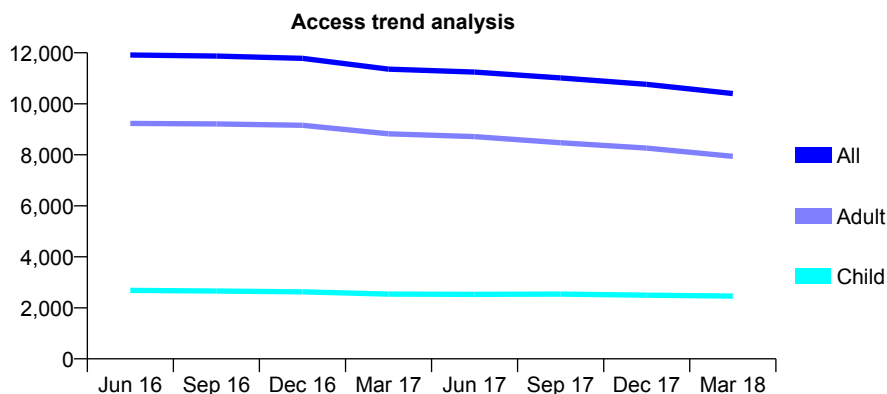
Q67 - Vital Signs At a Glance Contract Report for 105414/0003 - Year end March 2018

Name or company name	First Choice Dental Limited
Contract type name	GDS Contract
Purpose of contract	General
Contract start date	01/04/2006
Contract end date	

17/18 Contracted general activity (UDA)	36,958
Carry forward general activity (UDA)	0
17/18 Contracted orthodontic activity (UOA)	0
Carry forward orthodontic activity (UOA)	0
Baseline contract value	£831,065.80

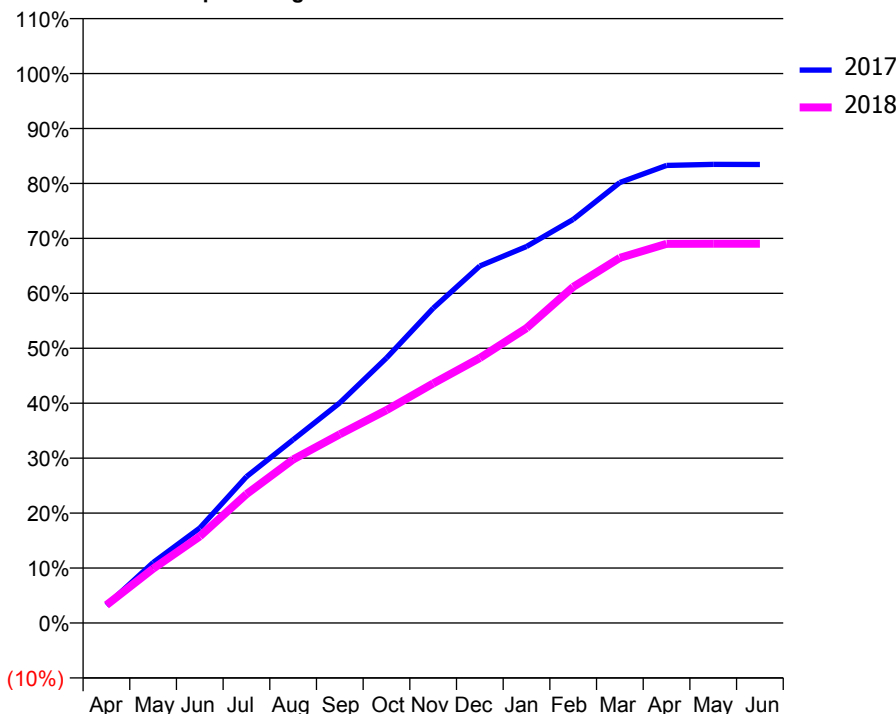
ACCESS*

Patients seen in 24 months	Total	Change since previous quarter
Quarter ending March 2017	11,362	
Quarter ending June 2017	11,242	↓
Quarter ending September 2017	11,012	↓
Quarter ending December 2017	10,761	↓
Quarter ending March 2018	10,400	↓
Variance since March 2017	(8.5%)	↓



ACTIVITY

Cumulative percentage of contracted UDA delivered 2017 & 2018



Month	Adjusted Scheduled Activity (UDA)	
	2017	2018
April	1,192	1,205
May	4,071	3,658
June	6,388	5,826
July	9,839	8,666
August	12,328	10,998
September	14,809	12,698
October	17,823	14,314
November	21,169	16,113
December	24,010	17,824
January	25,322	19,831
February	27,143	22,607
March	29,630	24,561
April	30,779	25,500
May	30,844	25,509
June	30,835	25,509

QUALITY

	Quantity	Base Number	Contract	AT	Region	England
% of FP17s for the same patient ID Re-attending within 3 months - Children	147	3,102	4.7%	11.7%	11.5%	11.9%
% of FP17s for the same patient ID Re-attending within 3 months - Adults	1,017	8,819	11.5%	16.6%	15.9%	16.0%
% of FP17s for the same patient ID Re-attending between 3 & 9 months - Children	1,612	3,102	52.0%	55.4%	60.6%	58.3%
% of FP17s for the same patient ID Re-attending between 3 & 9 months - Adults	3,844	8,819	43.6%	48.4%	51.6%	50.3%
% of FP17s for Band 1 Urgent Courses	1,082	11,869	9.1%	10.5%	9.5%	9.1%
% of FP17s Relating to Free Repair or Replacements	21	11,869	0.2%	0.6%	0.7%	0.8%
% of FP17s Relating to Continuations	135	11,869	1.1%	0.8%	1.0%	1.0%
% of Patients satisfied with the dentistry they have received	9	11	81.8%	91.2%	92.0%	91.5%
% of Patients satisfied with the time they had to wait for an appointment	7	11	63.6%	87.2%	88.1%	87.9%

* This is based on patients treated on this contract for their most recent course of treatment. Figures in italics indicate the base number of FP17s or Patient Questionnaire responses are less than 100. N/A is shown where the base number of responses is less than 10 during the period. % is calculated as Quantity/Base number*100

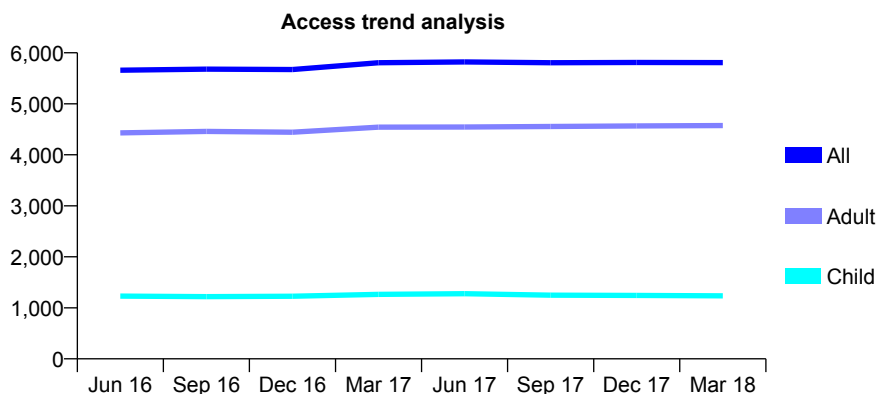
Q67 - Vital Signs At a Glance Contract Report for 105872/0001 - Year end March 2018

Name or company name	Eastgate Dental Practice Ltd
Contract type name	GDS Contract
Purpose of contract	General
Contract start date	01/04/2011
Contract end date	

17/18 Contracted general activity (UDA)	14,281
Carry forward general activity (UDA)	49
17/18 Contracted orthodontic activity (UOA)	0
Carry forward orthodontic activity (UOA)	0
Baseline contract value	£368,462.95

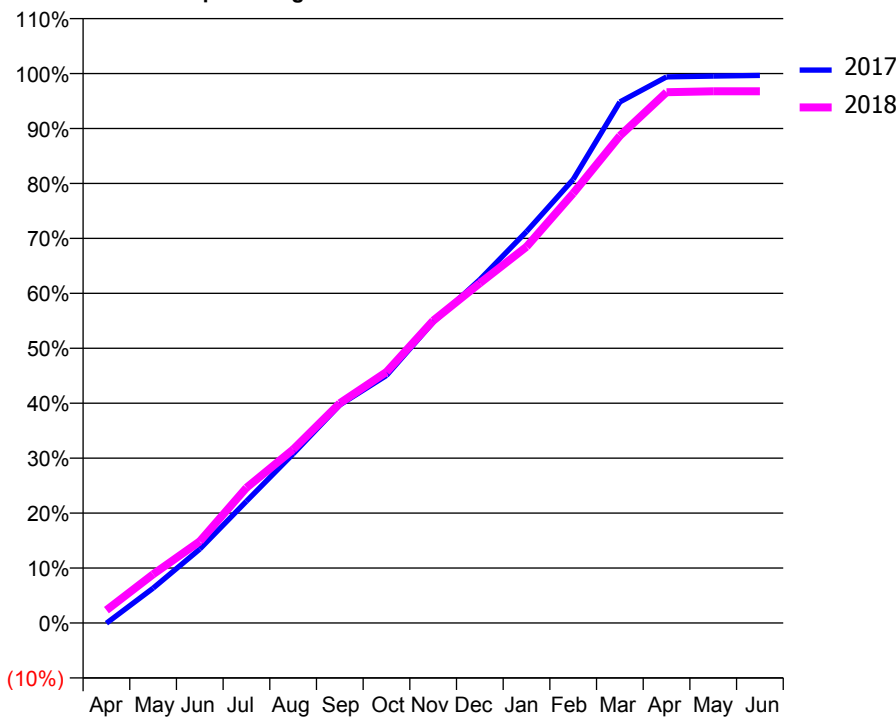
ACCESS*

Patients seen in 24 months	Total	Change since previous quarter
Quarter ending March 2017	5,806	
Quarter ending June 2017	5,820	→
Quarter ending September 2017	5,804	→
Quarter ending December 2017	5,810	→
Quarter ending March 2018	5,807	→
Variance since March 2017	0.0%	→



ACTIVITY

Cumulative percentage of contracted UDA delivered 2017 & 2018



Month	Adjusted Scheduled Activity (UDA)	
	2017	2018
April	-9	336
May	905	1,266
June	1,920	2,122
July	3,167	3,517
August	4,396	4,511
September	5,667	5,713
October	6,435	6,523
November	7,818	7,859
December	8,926	8,833
January	10,173	9,779
February	11,528	11,167
March	13,540	12,662
April	14,194	13,794
May	14,213	13,818
June	14,231	13,818

QUALITY

	Quantity	Base Number	Contract	AT	Region	England
% of FP17s for the same patient ID Re-attending within 3 months - Children	82	1,245	6.6%	11.7%	11.5%	11.9%
% of FP17s for the same patient ID Re-attending within 3 months - Adults	895	4,763	18.8%	16.6%	15.9%	16.0%
% of FP17s for the same patient ID Re-attending between 3 & 9 months - Children	421	1,245	33.8%	55.4%	60.6%	58.3%
% of FP17s for the same patient ID Re-attending between 3 & 9 months - Adults	1,470	4,763	30.9%	48.4%	51.6%	50.3%
% of FP17s for Band 1 Urgent Courses	936	5,544	16.9%	10.5%	9.5%	9.1%
% of FP17s Relating to Free Repair or Replacements	38	5,544	0.7%	0.6%	0.7%	0.8%
% of FP17s Relating to Continuations	57	5,544	1.0%	0.8%	1.0%	1.0%
% of Patients satisfied with the dentistry they have received	11	12	91.7%	91.2%	92.0%	91.5%
% of Patients satisfied with the time they had to wait for an appointment	12	12	100.0%	87.2%	88.1%	87.9%

* This is based on patients treated on this contract for their most recent course of treatment. Figures in italics indicate the base number of FP17s or Patient Questionnaire responses are less than 100. N/A is shown where the base number of responses is less than 10 during the period. % is calculated as Quantity/Base number*100

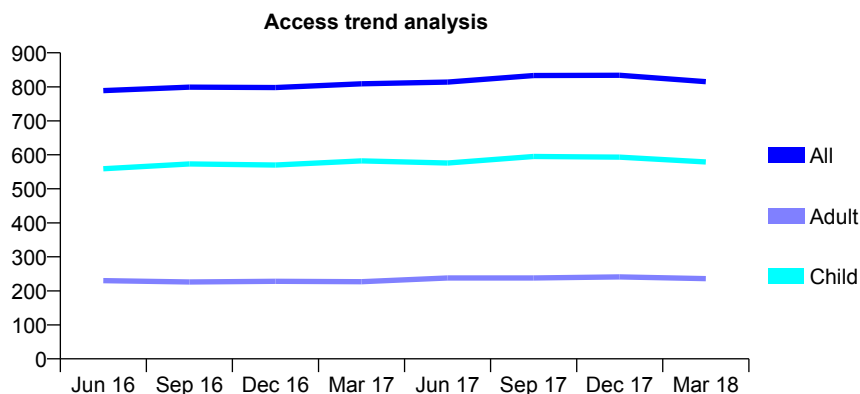
Q67 - Vital Signs At a Glance Contract Report for 107417/0001 - Year end March 2018

Name or company name	Andrew House Dental Practice
Contract type name	GDS Contract
Purpose of contract	General
Contract start date	01/11/2010
Contract end date	

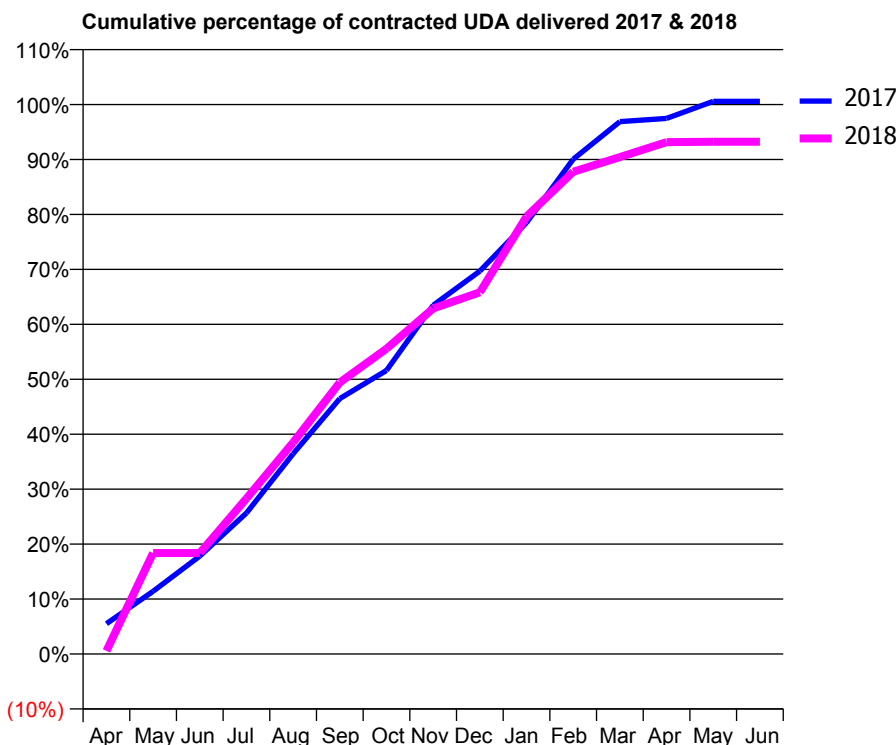
17/18 Contracted general activity (UDA)	2,448
Carry forward general activity (UDA)	-14
17/18 Contracted orthodontic activity (UOA)	0
Carry forward orthodontic activity (UOA)	0
Baseline contract value	£60,536.74

ACCESS*

Patients seen in 24 months	Total	Change since previous quarter
Quarter ending March 2017	809	
Quarter ending June 2017	814	→
Quarter ending September 2017	833	↑
Quarter ending December 2017	834	→
Quarter ending March 2018	815	↓
Variance since March 2017	0.7%	→



ACTIVITY



Month	Adjusted Scheduled Activity (UDA)	
	2017	2018
April	135	14
May	279	450
June	436	450
July	628	693
August	892	942
September	1,138	1,210
October	1,263	1,360
November	1,554	1,539
December	1,706	1,611
January	1,921	1,949
February	2,204	2,148
March	2,372	2,214
April	2,386	2,280
May	2,462	2,282
June	2,462	2,282

QUALITY

	Quantity	Base Number	Contract	AT	Region	England
% of FP17s for the same patient ID Re-attending within 3 months - Children	48	987	4.9%	11.7%	11.5%	11.9%
% of FP17s for the same patient ID Re-attending within 3 months - Adults	61	262	23.3%	16.6%	15.9%	16.0%
% of FP17s for the same patient ID Re-attending between 3 & 9 months - Children	725	987	73.5%	55.4%	60.6%	58.3%
% of FP17s for the same patient ID Re-attending between 3 & 9 months - Adults	146	262	55.7%	48.4%	51.6%	50.3%
% of FP17s for Band 1 Urgent Courses	55	1,226	4.5%	10.5%	9.5%	9.1%
% of FP17s Relating to Free Repair or Replacements	0	1,226	0.0%	0.6%	0.7%	0.8%
% of FP17s Relating to Continuations	0	1,226	0.0%	0.8%	1.0%	1.0%
% of Patients satisfied with the dentistry they have received	2	2	N/A	91.2%	92.0%	91.5%
% of Patients satisfied with the time they had to wait for an appointment	2	2	N/A	87.2%	88.1%	87.9%

* This is based on patients treated on this contract for their most recent course of treatment. Figures in italics indicate the base number of FP17s or Patient Questionnaire responses are less than 100. N/A is shown where the base number of responses is less than 10 during the period. % is calculated as Quantity/Base number*100

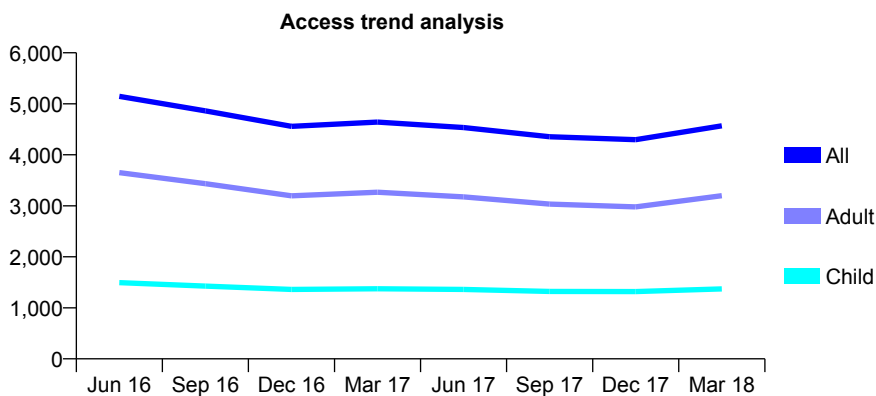
Q67 - Vital Signs At a Glance Contract Report for 108030/0001 - Year end March 2018

Name or company name	Longford Dental Centre
Contract type name	GDS Contract
Purpose of contract	General
Contract start date	01/09/2009
Contract end date	

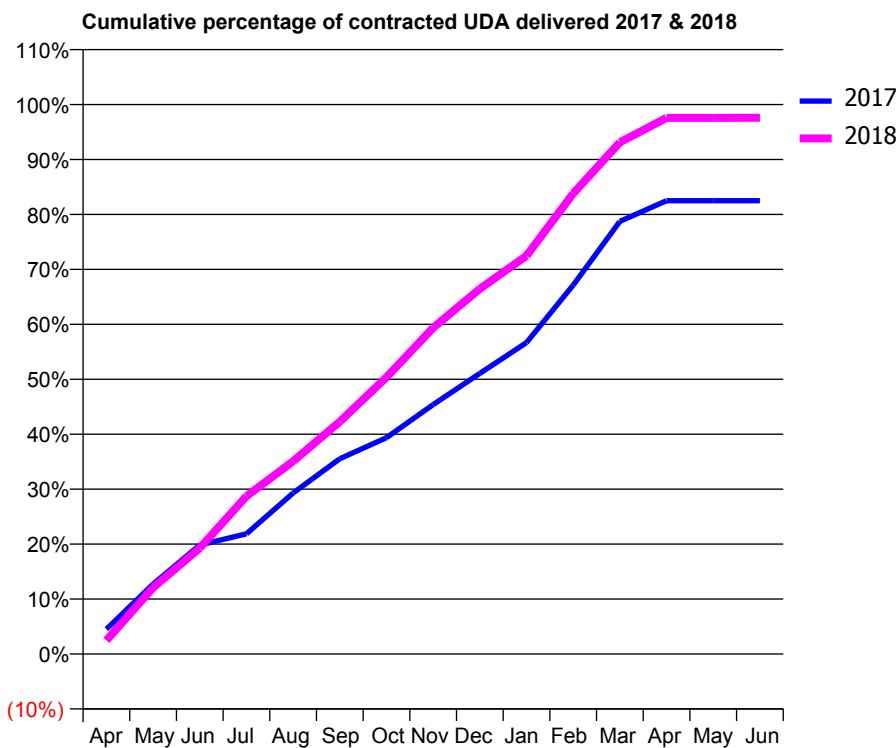
17/18 Contracted general activity (UDA)	13,035
Carry forward general activity (UDA)	0
17/18 Contracted orthodontic activity (UOA)	0
Carry forward orthodontic activity (UOA)	0
Baseline contract value	£351,090.53

ACCESS*

Patients seen in 24 months	Total	Change since previous quarter
Quarter ending March 2017	4,641	
Quarter ending June 2017	4,535	↓
Quarter ending September 2017	4,355	↓
Quarter ending December 2017	4,297	↓
Quarter ending March 2018	4,569	↑
Variance since March 2017	(1.6%)	↓



ACTIVITY



Month	Adjusted Scheduled Activity (UDA)	
	2017	2018
April	658	324
May	1,849	1,573
June	2,883	2,513
July	3,180	3,742
August	4,259	4,572
September	5,164	5,511
October	5,724	6,567
November	6,597	7,738
December	7,424	8,662
January	8,237	9,446
February	9,759	10,924
March	11,442	12,137
April	11,990	12,718
May	11,990	12,718
June	11,990	12,721

QUALITY

	Quantity	Base Number	Contract	AT	Region	England
% of FP17s for the same patient ID Re-attending within 3 months - Children	83	1,777	4.7%	11.7%	11.5%	11.9%
% of FP17s for the same patient ID Re-attending within 3 months - Adults	508	3,858	13.2%	16.6%	15.9%	16.0%
% of FP17s for the same patient ID Re-attending between 3 & 9 months - Children	791	1,777	44.5%	55.4%	60.6%	58.3%
% of FP17s for the same patient ID Re-attending between 3 & 9 months - Adults	1,324	3,858	34.3%	48.4%	51.6%	50.3%
% of FP17s for Band 1 Urgent Courses	593	5,660	10.5%	10.5%	9.5%	9.1%
% of FP17s Relating to Free Repair or Replacements	49	5,660	0.9%	0.6%	0.7%	0.8%
% of FP17s Relating to Continuations	76	5,660	1.3%	0.8%	1.0%	1.0%
% of Patients satisfied with the dentistry they have received	3	4	N/A	91.2%	92.0%	91.5%
% of Patients satisfied with the time they had to wait for an appointment	3	4	N/A	87.2%	88.1%	87.9%

* This is based on patients treated on this contract for their most recent course of treatment. Figures in italics indicate the base number of FP17s or Patient Questionnaire responses are less than 100. N/A is shown where the base number of responses is less than 10 during the period. % is calculated as Quantity/Base number*100

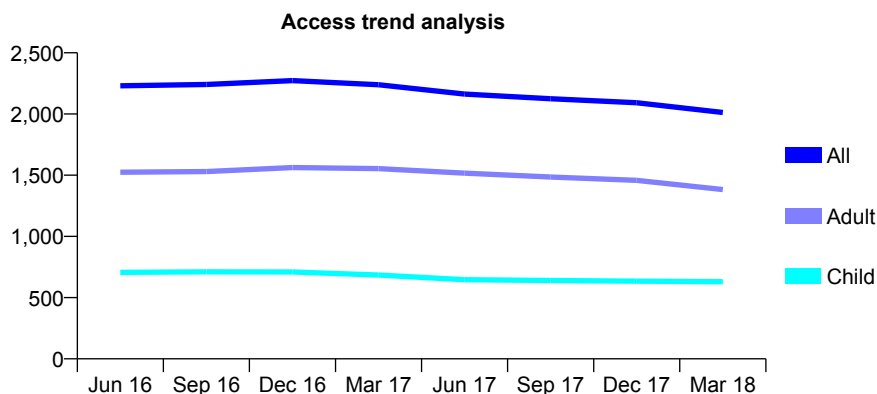
Q67 - Vital Signs At a Glance Contract Report for 108030/0002 - Year end March 2018

Name or company name	Longford Dental Centre
Contract type name	GDS Contract
Purpose of contract	General
Contract start date	01/09/2009
Contract end date	

17/18 Contracted general activity (UDA)	6,019
Carry forward general activity (UDA)	133
17/18 Contracted orthodontic activity (UOA)	0
Carry forward orthodontic activity (UOA)	0
Baseline contract value	£167,717.07

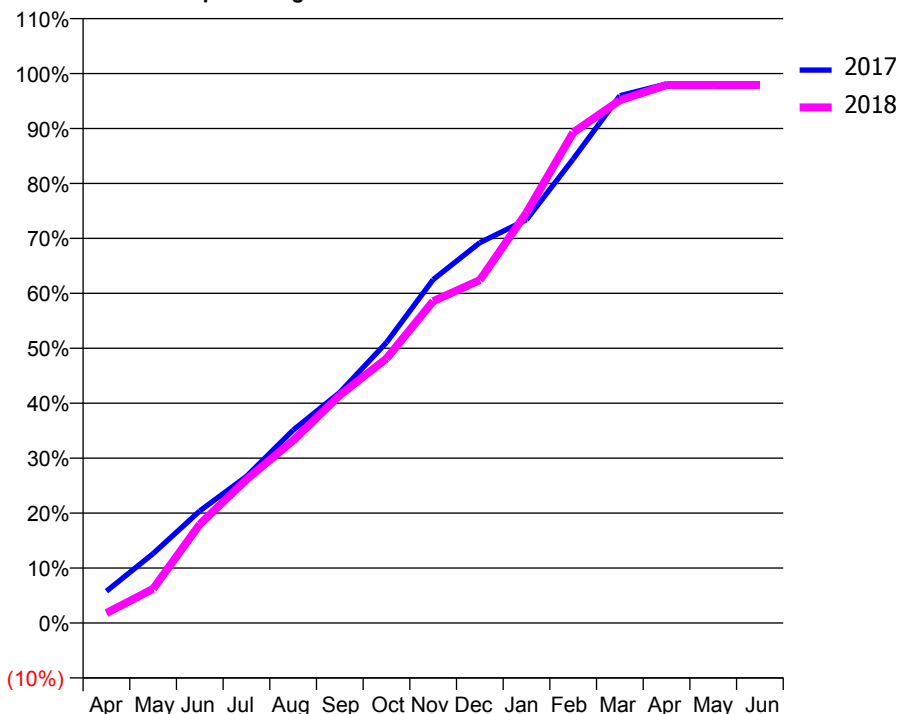
ACCESS*

Patients seen in 24 months	Total	Change since previous quarter
Quarter ending March 2017	2,239	
Quarter ending June 2017	2,163	↓
Quarter ending September 2017	2,125	↓
Quarter ending December 2017	2,092	↓
Quarter ending March 2018	2,013	↓
Variance since March 2017	(10.1%)	↓



ACTIVITY

Cumulative percentage of contracted UDA delivered 2017 & 2018



Month	Adjusted Scheduled Activity (UDA)	
	2017	2018
April	406	109
May	887	374
June	1,432	1,082
July	1,873	1,572
August	2,464	1,999
September	2,947	2,495
October	3,583	2,897
November	4,386	3,525
December	4,858	3,757
January	5,152	4,494
February	5,926	5,372
March	6,736	5,727
April	6,886	5,893
May	6,886	5,893
June	6,886	5,893

QUALITY

	Quantity	Base Number	Contract	AT	Region	England
% of FP17s for the same patient ID Re-attending within 3 months - Children	45	791	5.7%	11.7%	11.5%	11.9%
% of FP17s for the same patient ID Re-attending within 3 months - Adults	165	1,438	11.5%	16.6%	15.9%	16.0%
% of FP17s for the same patient ID Re-attending between 3 & 9 months - Children	389	791	49.2%	55.4%	60.6%	58.3%
% of FP17s for the same patient ID Re-attending between 3 & 9 months - Adults	569	1,438	39.6%	48.4%	51.6%	50.3%
% of FP17s for Band 1 Urgent Courses	233	2,246	10.4%	10.5%	9.5%	9.1%
% of FP17s Relating to Free Repair or Replacements	17	2,246	0.8%	0.6%	0.7%	0.8%
% of FP17s Relating to Continuations	60	2,246	2.7%	0.8%	1.0%	1.0%
% of Patients satisfied with the dentistry they have received	1	1	N/A	91.2%	92.0%	91.5%
% of Patients satisfied with the time they had to wait for an appointment	1	1	N/A	87.2%	88.1%	87.9%

* This is based on patients treated on this contract for their most recent course of treatment. Figures in italics indicate the base number of FP17s or Patient Questionnaire responses are less than 100. N/A is shown where the base number of responses is less than 10 during the period. % is calculated as Quantity/Base number*100

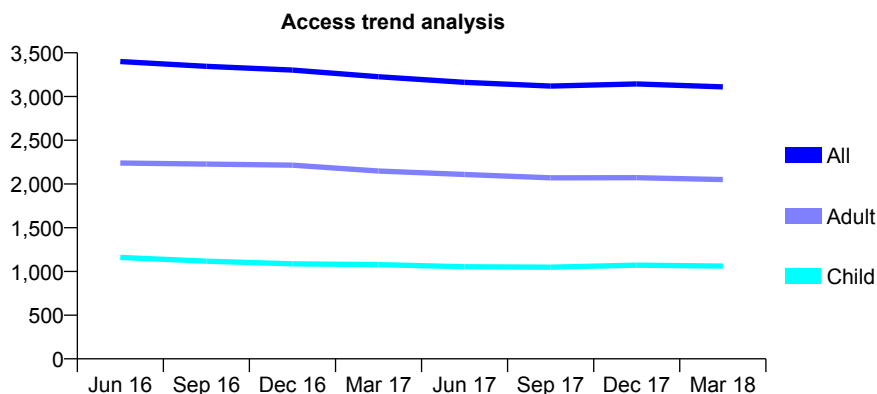
Q67 - Vital Signs At a Glance Contract Report for 111317/0001 - Year end March 2018

Name or company name	OH Dental Ltd
Contract type name	GDS Contract
Purpose of contract	General
Contract start date	01/04/2013
Contract end date	

17/18 Contracted general activity (UDA)	7,360
Carry forward general activity (UDA)	0
17/18 Contracted orthodontic activity (UOA)	0
Carry forward orthodontic activity (UOA)	0
Baseline contract value	£183,533.57

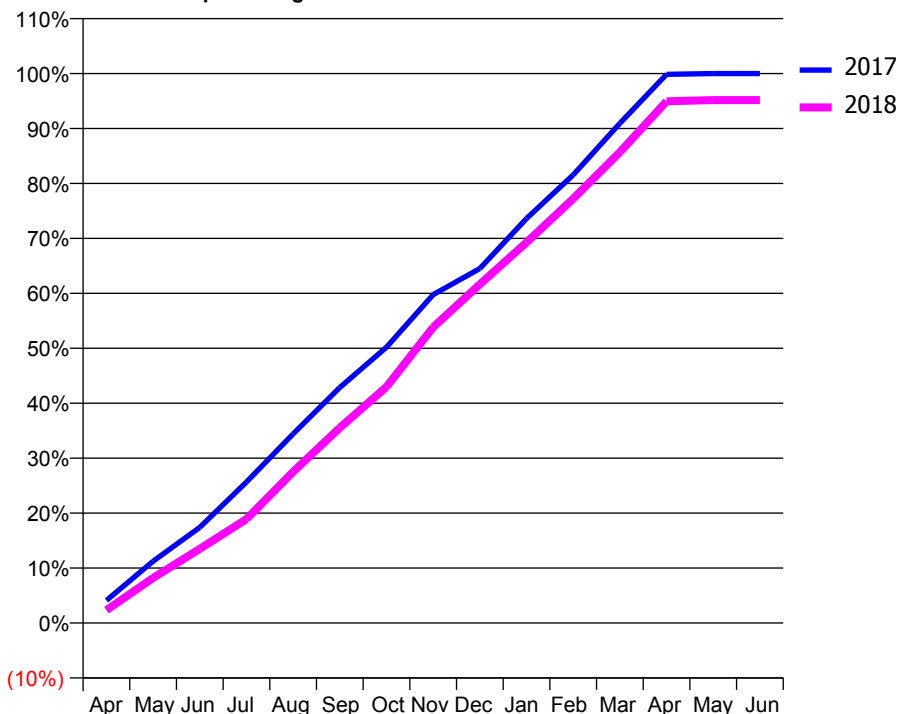
ACCESS*

Patients seen in 24 months	Total	Change since previous quarter
Quarter ending March 2017	3,226	
Quarter ending June 2017	3,162	↓
Quarter ending September 2017	3,120	↓
Quarter ending December 2017	3,144	→
Quarter ending March 2018	3,111	↓
Variance since March 2017	(3.6%)	↓



ACTIVITY

Cumulative percentage of contracted UDA delivered 2017 & 2018



Month	Adjusted Scheduled Activity (UDA)	
	2017	2018
April	316	172
May	863	604
June	1,336	994
July	1,969	1,392
August	2,641	2,026
September	3,289	2,616
October	3,850	3,165
November	4,583	3,963
December	4,949	4,538
January	5,648	5,099
February	6,255	5,685
March	6,976	6,307
April	7,659	6,988
May	7,671	7,005
June	7,671	7,005

QUALITY

	Quantity	Base Number	Contract	AT	Region	England
% of FP17s for the same patient ID Re-attending within 3 months - Children	101	1,621	6.2%	11.7%	11.5%	11.9%
% of FP17s for the same patient ID Re-attending within 3 months - Adults	434	3,040	14.3%	16.6%	15.9%	16.0%
% of FP17s for the same patient ID Re-attending between 3 & 9 months - Children	989	1,621	61.0%	55.4%	60.6%	58.3%
% of FP17s for the same patient ID Re-attending between 3 & 9 months - Adults	1,831	3,040	60.2%	48.4%	51.6%	50.3%
% of FP17s for Band 1 Urgent Courses	178	3,386	5.3%	10.5%	9.5%	9.1%
% of FP17s Relating to Free Repair or Replacements	53	3,386	1.6%	0.6%	0.7%	0.8%
% of FP17s Relating to Continuations	27	3,386	0.8%	0.8%	1.0%	1.0%
% of Patients satisfied with the dentistry they have received	2	2	N/A	91.2%	92.0%	91.5%
% of Patients satisfied with the time they had to wait for an appointment	2	2	N/A	87.2%	88.1%	87.9%

* This is based on patients treated on this contract for their most recent course of treatment. Figures in italics indicate the base number of FP17s or Patient Questionnaire responses are less than 100. N/A is shown where the base number of responses is less than 10 during the period. % is calculated as Quantity/Base number*100

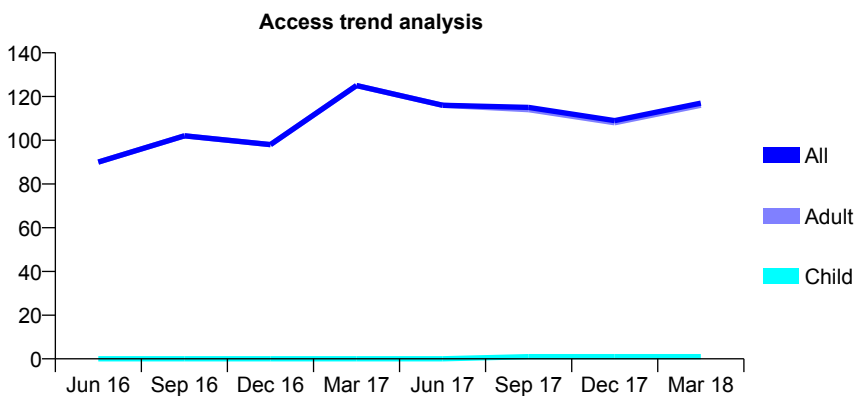
Q67 - Vital Signs At a Glance Contract Report for 111317/0002 - Year end March 2018

Name or company name	OH Dental Ltd
Contract type name	GDS Contract
Purpose of contract	General
Contract start date	01/04/2013
Contract end date	

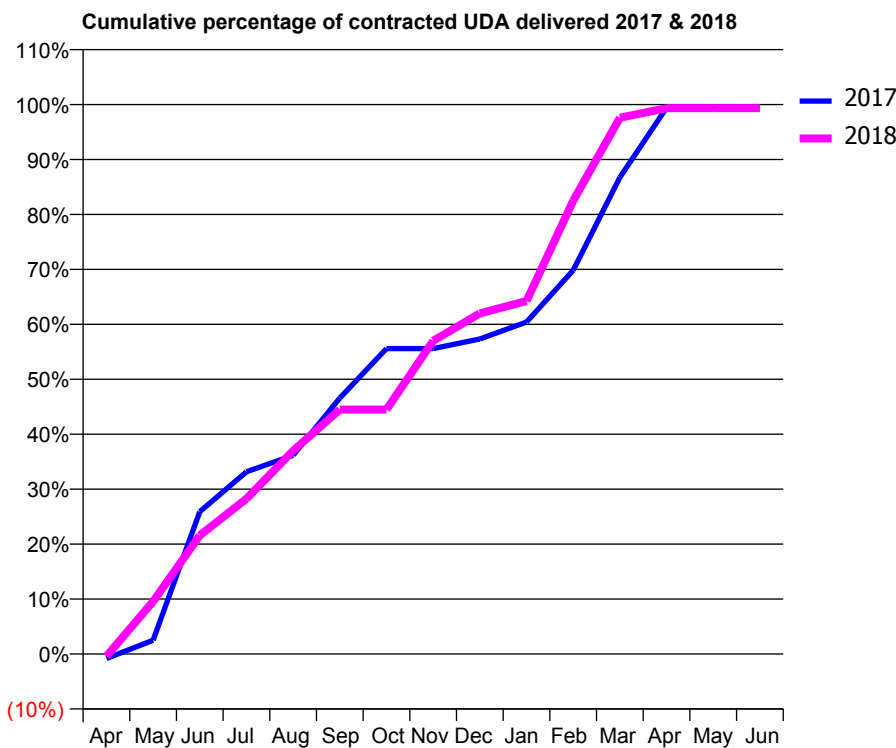
17/18 Contracted general activity (UDA)	240
Carry forward general activity (UDA)	1
17/18 Contracted orthodontic activity (UOA)	0
Carry forward orthodontic activity (UOA)	0
Baseline contract value	£13,239.90

ACCESS*

Patients seen in 24 months	Total	Change since previous quarter
Quarter ending March 2017	125	
Quarter ending June 2017	116	↓
Quarter ending September 2017	115	→
Quarter ending December 2017	109	↓
Quarter ending March 2018	117	↑
Variance since March 2017	(6.4%)	↓



ACTIVITY



Month	Adjusted Scheduled Activity (UDA)	
	2017	2018
April	-2	-1
May	6	23
June	62	52
July	80	68
August	87	89
September	112	107
October	133	107
November	133	137
December	138	149
January	145	154
February	168	198
March	208	234
April	239	238
May	239	238
June	239	238

QUALITY

	Quantity	Base Number	Contract	AT	Region	England
% of FP17s for the same patient ID Re-attending within 3 months - Children	0	1	0.0%	11.7%	11.5%	11.9%
% of FP17s for the same patient ID Re-attending within 3 months - Adults	8	100	8.0%	16.6%	15.9%	16.0%
% of FP17s for the same patient ID Re-attending between 3 & 9 months - Children	0	1	0.0%	55.4%	60.6%	58.3%
% of FP17s for the same patient ID Re-attending between 3 & 9 months - Adults	10	100	10.0%	48.4%	51.6%	50.3%
% of FP17s for Band 1 Urgent Courses	38	77	49.4%	10.5%	9.5%	9.1%
% of FP17s Relating to Free Repair or Replacements	0	77	0.0%	0.6%	0.7%	0.8%
% of FP17s Relating to Continuations	0	77	0.0%	0.8%	1.0%	1.0%
% of Patients satisfied with the dentistry they have received	0	0	N/A	91.2%	92.0%	91.5%
% of Patients satisfied with the time they had to wait for an appointment	0	0	N/A	87.2%	88.1%	87.9%

* This is based on patients treated on this contract for their most recent course of treatment. Figures in italics indicate the base number of FP17s or Patient Questionnaire responses are less than 100. N/A is shown where the base number of responses is less than 10 during the period. % is calculated as Quantity/Base number*100

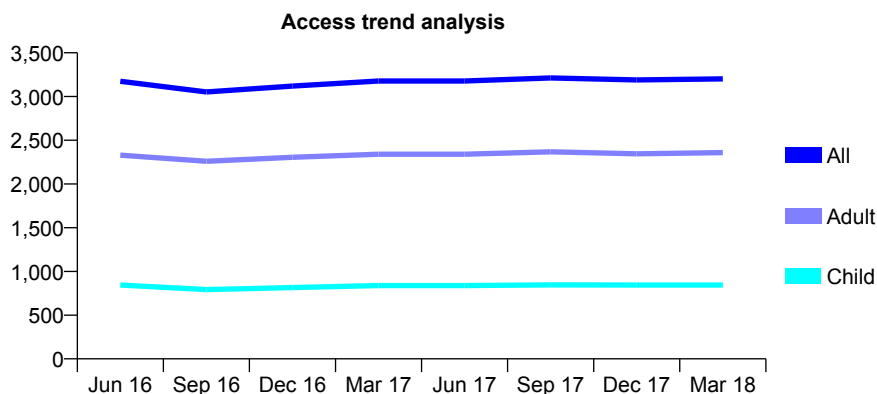
Q67 - Vital Signs At a Glance Contract Report for 117072/0001 - Year end March 2018

Name or company name	Holborough Dental Care Ltd
Contract type name	GDS Contract
Purpose of contract	General
Contract start date	01/06/2008
Contract end date	

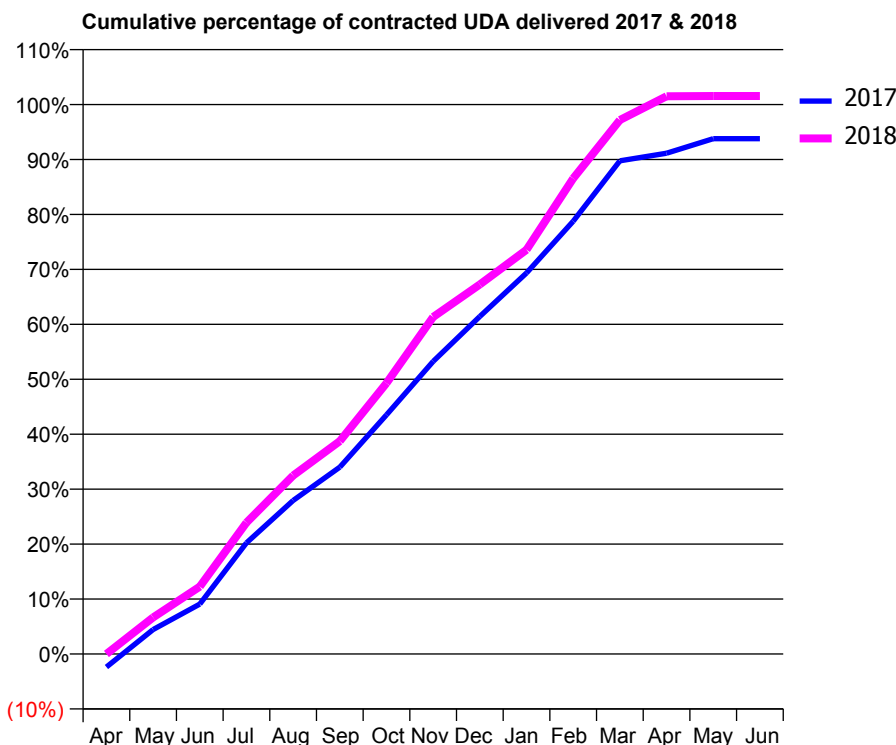
17/18 Contracted general activity (UDA)	7,605
Carry forward general activity (UDA)	0
17/18 Contracted orthodontic activity (UOA)	0
Carry forward orthodontic activity (UOA)	0
Baseline contract value	£212,323.89

ACCESS*

Patients seen in 24 months	Total	Change since previous quarter
Quarter ending March 2017	3,178	
Quarter ending June 2017	3,178	→
Quarter ending September 2017	3,212	→
Quarter ending December 2017	3,189	→
Quarter ending March 2018	3,202	→
Variance since March 2017	0.8%	→



ACTIVITY



Month	Adjusted Scheduled Activity (UDA)	
	2017	2018
April	-206	0
May	384	506
June	783	933
July	1,741	1,819
August	2,405	2,470
September	2,927	2,947
October	3,746	3,748
November	4,582	4,664
December	5,285	5,115
January	5,967	5,594
February	6,777	6,581
March	7,722	7,391
April	7,843	7,719
May	8,070	7,722
June	8,069	7,722

QUALITY

	Quantity	Base Number	Contract	AT	Region	England
% of FP17s for the same patient ID Re-attending within 3 months - Children	42	865	4.9%	11.7%	11.5%	11.9%
% of FP17s for the same patient ID Re-attending within 3 months - Adults	286	2,400	11.9%	16.6%	15.9%	16.0%
% of FP17s for the same patient ID Re-attending between 3 & 9 months - Children	317	865	36.6%	55.4%	60.6%	58.3%
% of FP17s for the same patient ID Re-attending between 3 & 9 months - Adults	838	2,400	34.9%	48.4%	51.6%	50.3%
% of FP17s for Band 1 Urgent Courses	260	3,247	8.0%	10.5%	9.5%	9.1%
% of FP17s Relating to Free Repair or Replacements	22	3,247	0.7%	0.6%	0.7%	0.8%
% of FP17s Relating to Continuations	70	3,247	2.2%	0.8%	1.0%	1.0%
% of Patients satisfied with the dentistry they have received	2	2	N/A	91.2%	92.0%	91.5%
% of Patients satisfied with the time they had to wait for an appointment	2	2	N/A	87.2%	88.1%	87.9%

* This is based on patients treated on this contract for their most recent course of treatment. Figures in italics indicate the base number of FP17s or Patient Questionnaire responses are less than 100. N/A is shown where the base number of responses is less than 10 during the period. % is calculated as Quantity/Base number*100

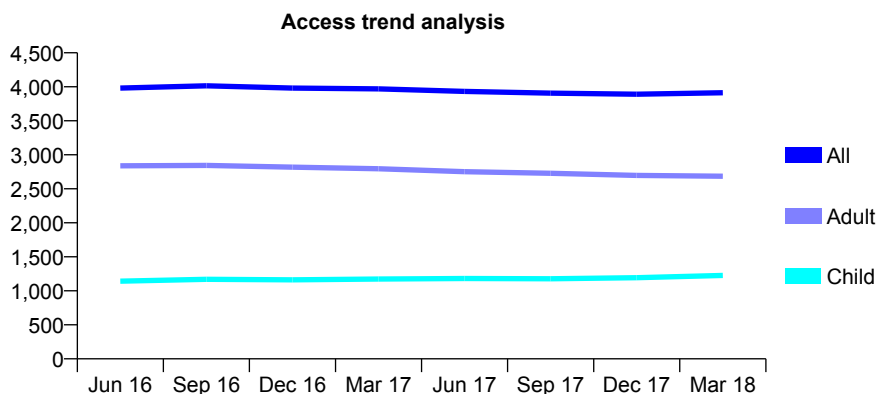
Q67 - Vital Signs At a Glance Contract Report for 118044/0001 - Year end March 2018

Name or company name	Maidstone Dental Centre
Contract type name	GDS Contract
Purpose of contract	General
Contract start date	30/08/2013
Contract end date	

17/18 Contracted general activity (UDA)	13,000
Carry forward general activity (UDA)	-92
17/18 Contracted orthodontic activity (UOA)	0
Carry forward orthodontic activity (UOA)	0
Baseline contract value	£320,805.00

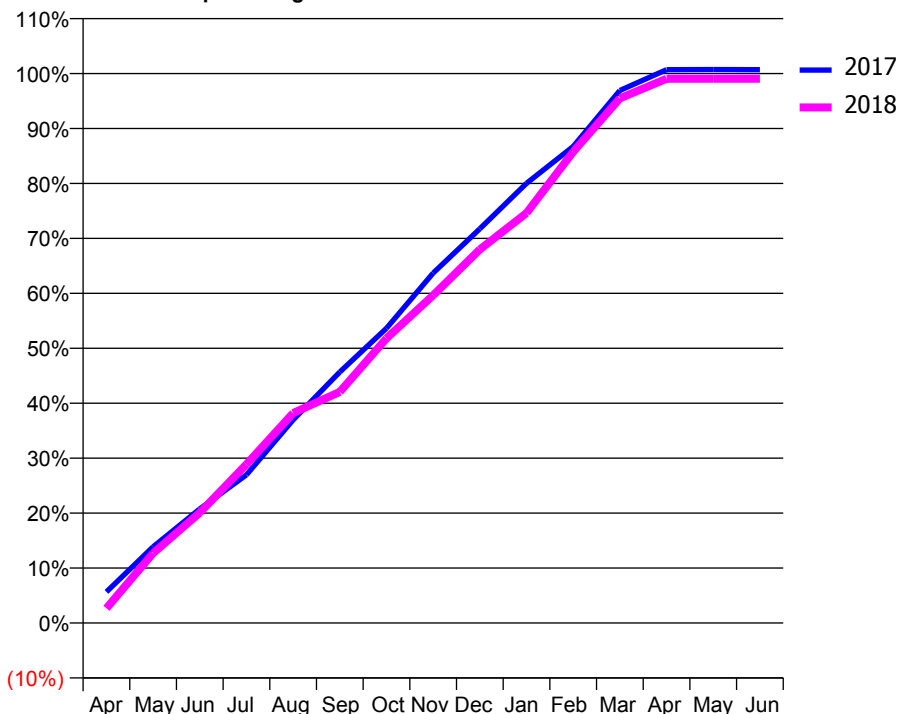
ACCESS*

Patients seen in 24 months	Total	Change since previous quarter
Quarter ending March 2017	3,970	
Quarter ending June 2017	3,932	→
Quarter ending September 2017	3,907	→
Quarter ending December 2017	3,891	→
Quarter ending March 2018	3,913	→
Variance since March 2017	(1.4%)	↓



ACTIVITY

Cumulative percentage of contracted UDA delivered 2017 & 2018



Month	Adjusted Scheduled Activity (UDA)	
	2017	2018
April	738	349
May	1,802	1,651
June	2,698	2,611
July	3,505	3,754
August	4,807	4,969
September	5,937	5,470
October	6,974	6,733
November	8,279	7,752
December	9,326	8,839
January	10,402	9,698
February	11,272	11,146
March	12,600	12,412
April	13,091	12,874
May	13,094	12,874
June	13,091	12,875

QUALITY

	Quantity	Base Number	Contract	AT	Region	England
% of FP17s for the same patient ID Re-attending within 3 months - Children	30	1,853	1.6%	11.7%	11.5%	11.9%
% of FP17s for the same patient ID Re-attending within 3 months - Adults	77	3,157	2.4%	16.6%	15.9%	16.0%
% of FP17s for the same patient ID Re-attending between 3 & 9 months - Children	1,154	1,853	62.3%	55.4%	60.6%	58.3%
% of FP17s for the same patient ID Re-attending between 3 & 9 months - Adults	1,399	3,157	44.3%	48.4%	51.6%	50.3%
% of FP17s for Band 1 Urgent Courses	102	4,955	2.1%	10.5%	9.5%	9.1%
% of FP17s Relating to Free Repair or Replacements	7	4,955	0.1%	0.6%	0.7%	0.8%
% of FP17s Relating to Continuations	0	4,955	0.0%	0.8%	1.0%	1.0%
% of Patients satisfied with the dentistry they have received	13	15	86.7%	91.2%	92.0%	91.5%
% of Patients satisfied with the time they had to wait for an appointment	13	15	86.7%	87.2%	88.1%	87.9%

* This is based on patients treated on this contract for their most recent course of treatment. Figures in italics indicate the base number of FP17s or Patient Questionnaire responses are less than 100. N/A is shown where the base number of responses is less than 10 during the period. % is calculated as Quantity/Base number*100

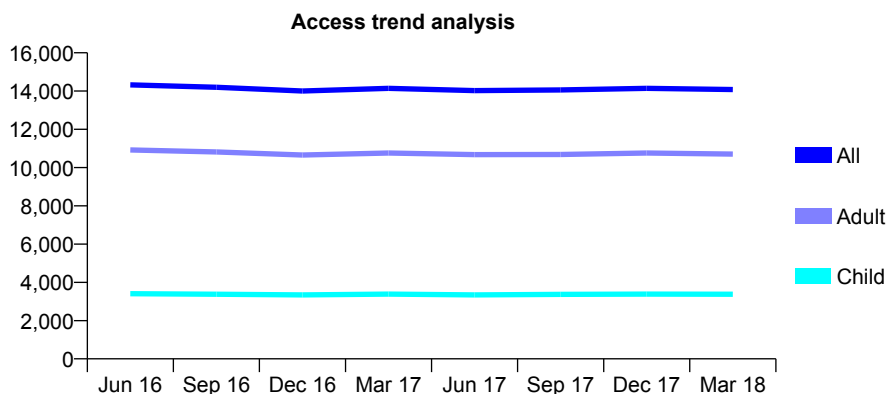
Q67 - Vital Signs At a Glance Contract Report for 118214/0001 - Year end March 2018

Name or company name	Hillton Dentistry Gillingham Ltd
Contract type name	GDS Contract
Purpose of contract	General
Contract start date	01/04/2011
Contract end date	

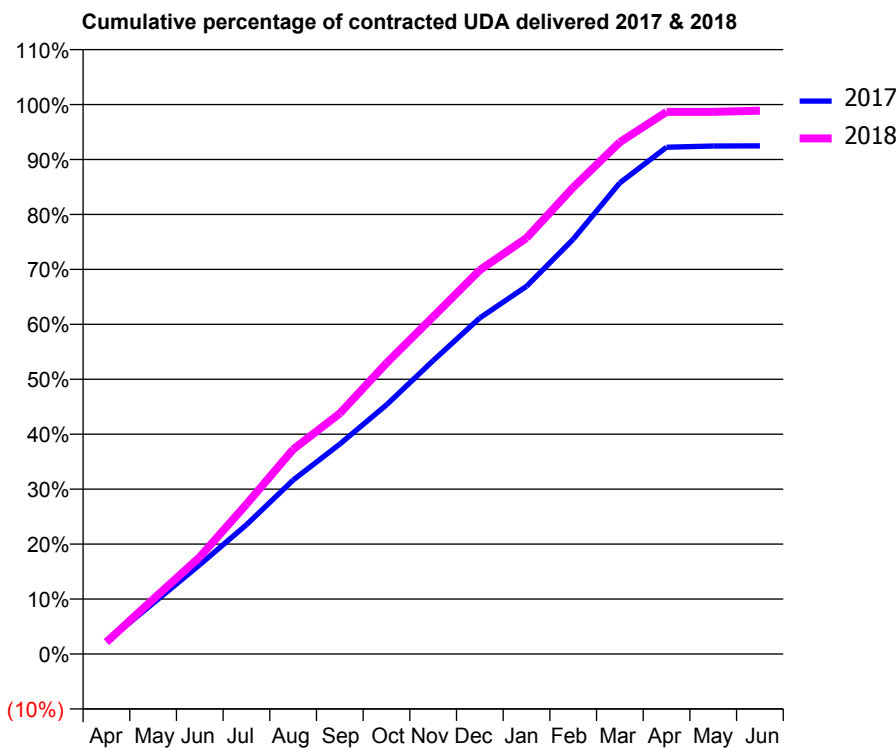
17/18 Contracted general activity (UDA)	45,365
Carry forward general activity (UDA)	0
17/18 Contracted orthodontic activity (UOA)	0
Carry forward orthodontic activity (UOA)	0
Baseline contract value	£1,134,376.37

ACCESS*

Patients seen in 24 months	Total	Change since previous quarter
Quarter ending March 2017	14,142	
Quarter ending June 2017	14,023	→
Quarter ending September 2017	14,058	→
Quarter ending December 2017	14,143	→
Quarter ending March 2018	14,077	→
Variance since March 2017	(0.5%)	→



ACTIVITY



Month	Adjusted Scheduled Activity (UDA)	
	2017	2018
April	1,011	981
May	4,185	4,521
June	7,374	8,014
July	10,675	12,369
August	14,366	16,895
September	17,329	19,863
October	20,567	24,015
November	24,223	27,847
December	27,747	31,697
January	30,354	34,341
February	34,240	38,526
March	38,894	42,260
April	41,835	44,753
May	41,939	44,756
June	41,954	44,852

QUALITY

	Quantity	Base Number	Contract	AT	Region	England
% of FP17s for the same patient ID Re-attending within 3 months - Children	208	5,210	4.0%	11.7%	11.5%	11.9%
% of FP17s for the same patient ID Re-attending within 3 months - Adults	1,593	15,703	10.1%	16.6%	15.9%	16.0%
% of FP17s for the same patient ID Re-attending between 3 & 9 months - Children	3,522	5,210	67.6%	55.4%	60.6%	58.3%
% of FP17s for the same patient ID Re-attending between 3 & 9 months - Adults	9,830	15,703	62.6%	48.4%	51.6%	50.3%
% of FP17s for Band 1 Urgent Courses	1,099	20,770	5.3%	10.5%	9.5%	9.1%
% of FP17s Relating to Free Repair or Replacements	177	20,770	0.9%	0.6%	0.7%	0.8%
% of FP17s Relating to Continuations	378	20,770	1.8%	0.8%	1.0%	1.0%
% of Patients satisfied with the dentistry they have received	17	17	100.0%	91.2%	92.0%	91.5%
% of Patients satisfied with the time they had to wait for an appointment	15	17	88.2%	87.2%	88.1%	87.9%

* This is based on patients treated on this contract for their most recent course of treatment. Figures in italics indicate the base number of FP17s or Patient Questionnaire responses are less than 100. N/A is shown where the base number of responses is less than 10 during the period. % is calculated as Quantity/Base number*100

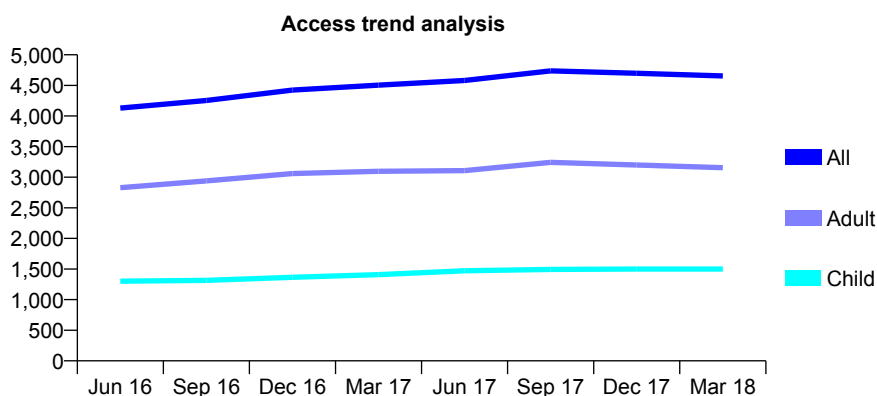
Q67 - Vital Signs At a Glance Contract Report for 119571/0001 - Year end March 2018

Name or company name	Thorndike Centre
Contract type name	GDS Contract
Purpose of contract	General
Contract start date	01/09/2012
Contract end date	

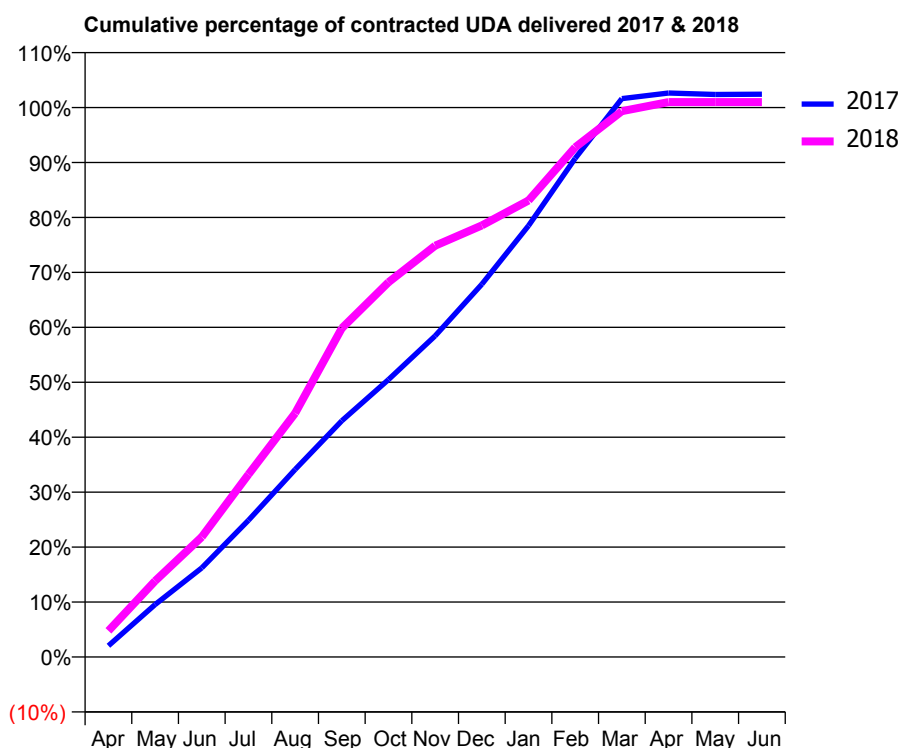
17/18 Contracted general activity (UDA)	8,799
Carry forward general activity (UDA)	-176
17/18 Contracted orthodontic activity (UOA)	0
Carry forward orthodontic activity (UOA)	0
Baseline contract value	£219,990.99

ACCESS*

Patients seen in 24 months	Total	Change since previous quarter
Quarter ending March 2017	4,504	
Quarter ending June 2017	4,580	→
Quarter ending September 2017	4,738	↑
Quarter ending December 2017	4,699	→
Quarter ending March 2018	4,654	→
Variance since March 2017	3.3%	↑



ACTIVITY



Month	Adjusted Scheduled Activity (UDA)	
	2017	2018
April	179	419
May	840	1,219
June	1,428	1,924
July	2,189	2,924
August	3,003	3,905
September	3,784	5,263
October	4,442	6,001
November	5,142	6,587
December	5,970	6,911
January	6,907	7,310
February	7,984	8,162
March	8,942	8,741
April	9,031	8,886
May	9,007	8,886
June	9,012	8,886

QUALITY

	Quantity	Base Number	Contract	AT	Region	England
% of FP17s for the same patient ID Re-attending within 3 months - Children	133	2,119	6.3%	11.7%	11.5%	11.9%
% of FP17s for the same patient ID Re-attending within 3 months - Adults	227	2,806	8.1%	16.6%	15.9%	16.0%
% of FP17s for the same patient ID Re-attending between 3 & 9 months - Children	1,187	2,119	56.0%	55.4%	60.6%	58.3%
% of FP17s for the same patient ID Re-attending between 3 & 9 months - Adults	1,241	2,806	44.2%	48.4%	51.6%	50.3%
% of FP17s for Band 1 Urgent Courses	346	4,112	8.4%	10.5%	9.5%	9.1%
% of FP17s Relating to Free Repair or Replacements	3	4,112	0.1%	0.6%	0.7%	0.8%
% of FP17s Relating to Continuations	0	4,112	0.0%	0.8%	1.0%	1.0%
% of Patients satisfied with the dentistry they have received	1	1	N/A	91.2%	92.0%	91.5%
% of Patients satisfied with the time they had to wait for an appointment	1	1	N/A	87.2%	88.1%	87.9%

* This is based on patients treated on this contract for their most recent course of treatment. Figures in italics indicate the base number of FP17s or Patient Questionnaire responses are less than 100. N/A is shown where the base number of responses is less than 10 during the period. % is calculated as Quantity/Base number*100

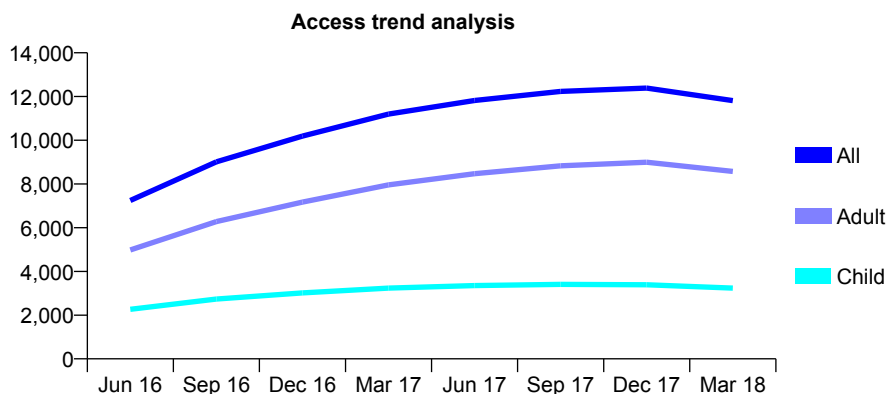
Q67 - Vital Signs At a Glance Contract Report for 121673/0001 - Year end March 2018

Name or company name	The Newland Avenue and Castle Street Pra
Contract type name	GDS Contract
Purpose of contract	General
Contract start date	01/12/2015
Contract end date	

17/18 Contracted general activity (UDA)	38,000
Carry forward general activity (UDA)	0
17/18 Contracted orthodontic activity (UOA)	0
Carry forward orthodontic activity (UOA)	0
Baseline contract value	£867,405.09

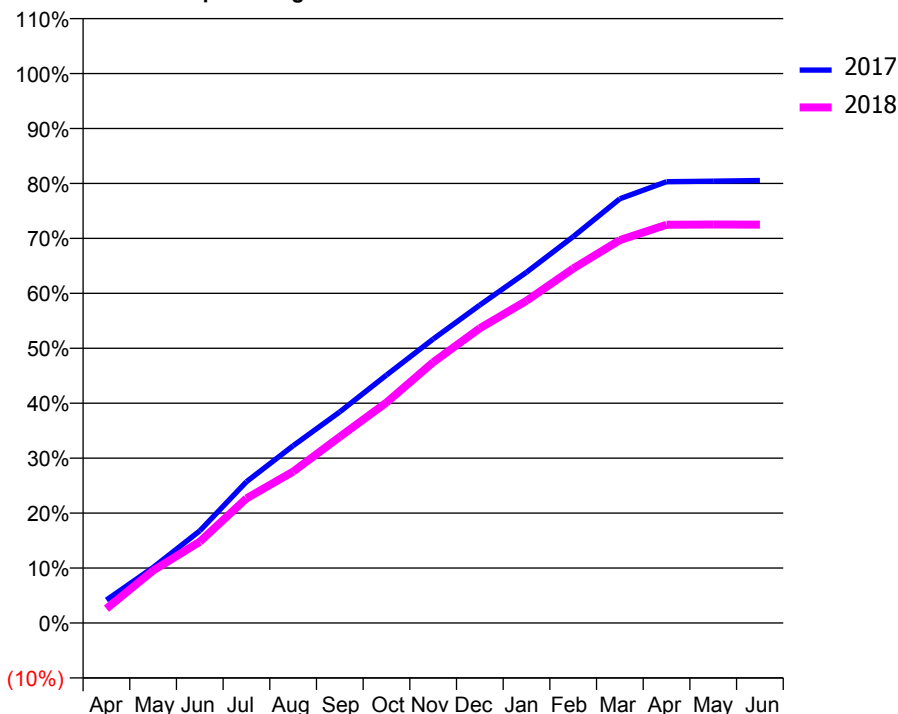
ACCESS*

Patients seen in 24 months	Total	Change since previous quarter
Quarter ending March 2017	11,194	
Quarter ending June 2017	11,822	↑
Quarter ending September 2017	12,234	↑
Quarter ending December 2017	12,385	→
Quarter ending March 2018	11,812	↓
Variance since March 2017	5.5%	↑



ACTIVITY

Cumulative percentage of contracted UDA delivered 2017 & 2018



Month	Adjusted Scheduled Activity (UDA)	
	2017	2018
April	1,804	995
May	4,349	3,628
June	7,215	5,617
July	11,051	8,616
August	13,868	10,469
September	16,521	12,877
October	19,405	15,250
November	22,216	18,031
December	24,880	20,387
January	27,445	22,280
February	30,233	24,512
March	33,202	26,477
April	34,529	27,540
May	34,576	27,554
June	34,632	27,547

QUALITY

	Quantity	Base Number	Contract	AT	Region	England
% of FP17s for the same patient ID Re-attending within 3 months - Children	198	3,444	5.7%	11.7%	11.5%	11.9%
% of FP17s for the same patient ID Re-attending within 3 months - Adults	936	8,793	10.6%	16.6%	15.9%	16.0%
% of FP17s for the same patient ID Re-attending between 3 & 9 months - Children	1,529	3,444	44.4%	55.4%	60.6%	58.3%
% of FP17s for the same patient ID Re-attending between 3 & 9 months - Adults	3,351	8,793	38.1%	48.4%	51.6%	50.3%
% of FP17s for Band 1 Urgent Courses	1,267	12,147	10.4%	10.5%	9.5%	9.1%
% of FP17s Relating to Free Repair or Replacements	83	12,147	0.7%	0.6%	0.7%	0.8%
% of FP17s Relating to Continuations	118	12,147	1.0%	0.8%	1.0%	1.0%
% of Patients satisfied with the dentistry they have received	18	24	75.0%	91.2%	92.0%	91.5%
% of Patients satisfied with the time they had to wait for an appointment	17	24	70.8%	87.2%	88.1%	87.9%

* This is based on patients treated on this contract for their most recent course of treatment. Figures in italics indicate the base number of FP17s or Patient Questionnaire responses are less than 100. N/A is shown where the base number of responses is less than 10 during the period. % is calculated as Quantity/Base number*100

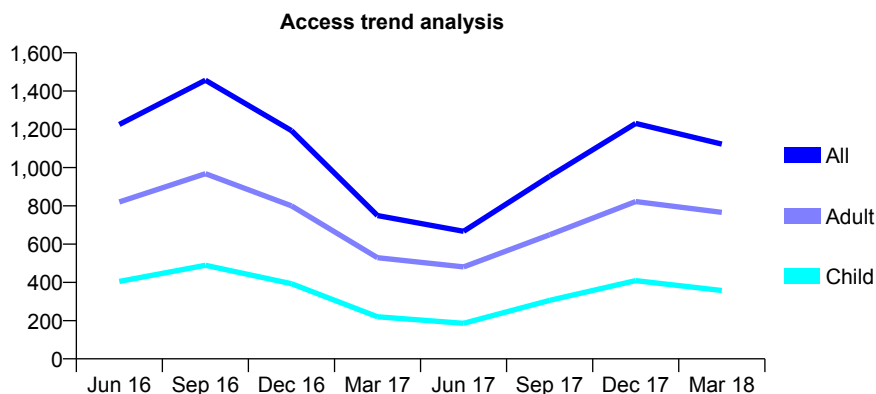
Q67 - Vital Signs At a Glance Contract Report for 125873/0001 - Year end March 2018

Name or company name	Apex Dental Care Sturry Partnership
Contract type name	GDS Contract
Purpose of contract	General
Contract start date	01/01/2014
Contract end date	

17/18 Contracted general activity (UDA)	3,392
Carry forward general activity (UDA)	83
17/18 Contracted orthodontic activity (UOA)	0
Carry forward orthodontic activity (UOA)	0
Baseline contract value	£111,304.81

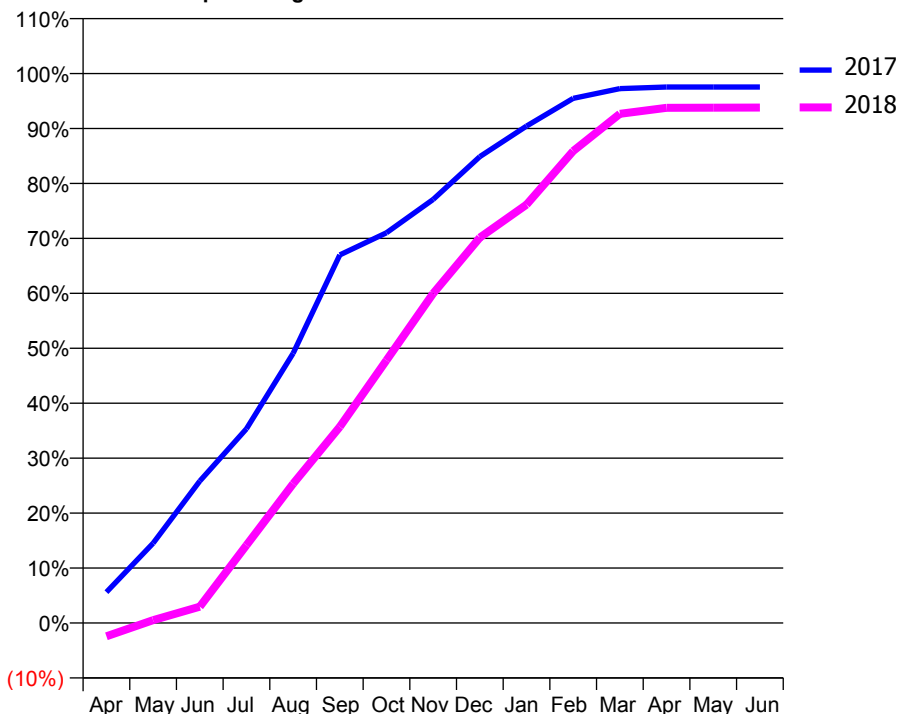
ACCESS*

Patients seen in 24 months	Total	Change since previous quarter
Quarter ending March 2017	749	
Quarter ending June 2017	667	↓
Quarter ending September 2017	955	↑
Quarter ending December 2017	1,231	↑
Quarter ending March 2018	1,123	↓
Variance since March 2017	49.9%	↑



ACTIVITY

Cumulative percentage of contracted UDA delivered 2017 & 2018



Month	Adjusted Scheduled Activity (UDA)	
	2017	2018
April	190	-83
May	493	18
June	876	101
July	1,199	480
August	1,665	860
September	2,272	1,211
October	2,409	1,622
November	2,615	2,034
December	2,879	2,379
January	3,067	2,582
February	3,239	2,913
March	3,299	3,143
April	3,309	3,180
May	3,309	3,181
June	3,309	3,182

QUALITY

	Quantity	Base Number	Contract	AT	Region	England
% of FP17s for the same patient ID Re-attending within 3 months - Children	33	553	6.0%	11.7%	11.5%	11.9%
% of FP17s for the same patient ID Re-attending within 3 months - Adults	119	1,194	10.0%	16.6%	15.9%	16.0%
% of FP17s for the same patient ID Re-attending between 3 & 9 months - Children	122	553	22.1%	55.4%	60.6%	58.3%
% of FP17s for the same patient ID Re-attending between 3 & 9 months - Adults	295	1,194	24.7%	48.4%	51.6%	50.3%
% of FP17s for Band 1 Urgent Courses	222	1,755	12.6%	10.5%	9.5%	9.1%
% of FP17s Relating to Free Repair or Replacements	26	1,755	1.5%	0.6%	0.7%	0.8%
% of FP17s Relating to Continuations	3	1,755	0.2%	0.8%	1.0%	1.0%
% of Patients satisfied with the dentistry they have received	0	0	N/A	91.2%	92.0%	91.5%
% of Patients satisfied with the time they had to wait for an appointment	0	0	N/A	87.2%	88.1%	87.9%

* This is based on patients treated on this contract for their most recent course of treatment. Figures in italics indicate the base number of FP17s or Patient Questionnaire responses are less than 100. N/A is shown where the base number of responses is less than 10 during the period. % is calculated as Quantity/Base number*100

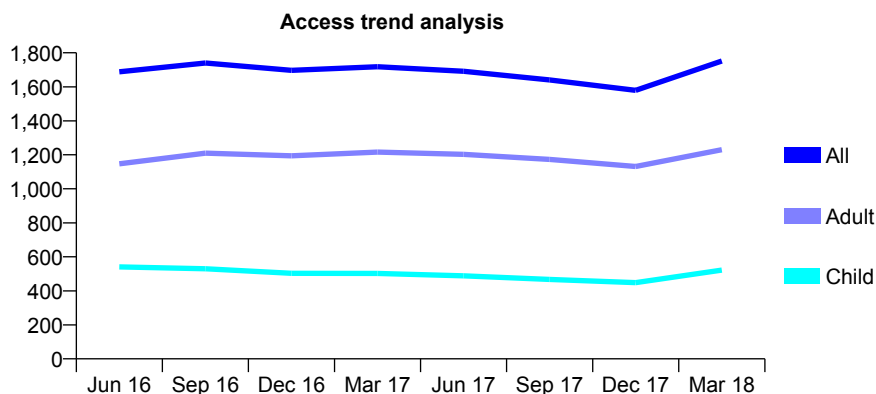
Q67 - Vital Signs At a Glance Contract Report for 125873/0002 - Year end March 2018

Name or company name	Apex Dental Care Sturry Partnership
Contract type name	GDS Contract
Purpose of contract	General
Contract start date	01/01/2014
Contract end date	

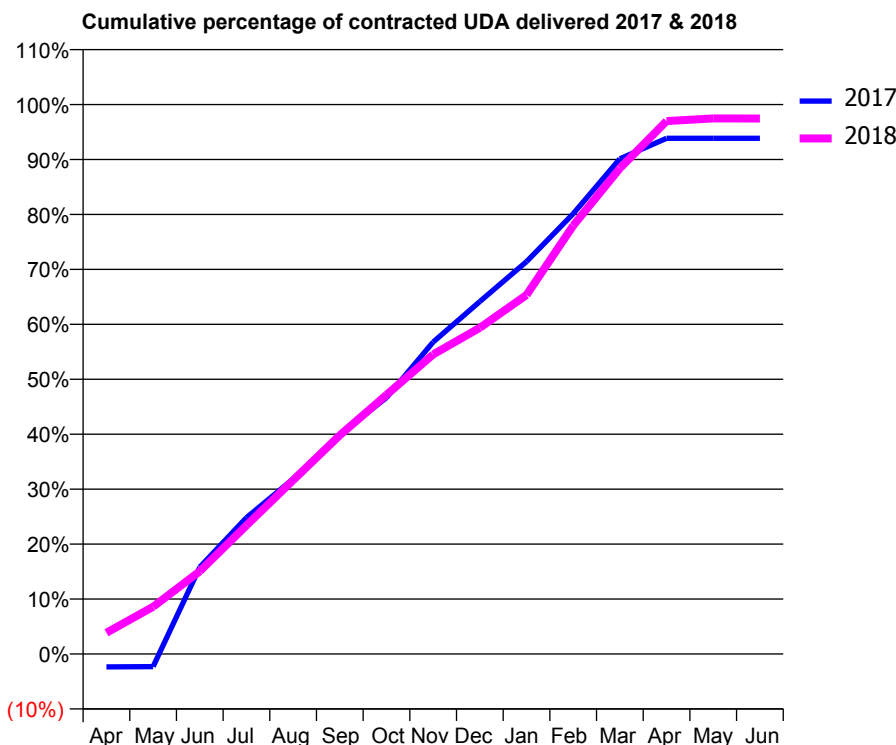
17/18 Contracted general activity (UDA)	5,046
Carry forward general activity (UDA)	0
17/18 Contracted orthodontic activity (UOA)	0
Carry forward orthodontic activity (UOA)	0
Baseline contract value	£155,912.32

ACCESS*

Patients seen in 24 months	Total	Change since previous quarter
Quarter ending March 2017	1,718	
Quarter ending June 2017	1,691	↓
Quarter ending September 2017	1,640	↓
Quarter ending December 2017	1,579	↓
Quarter ending March 2018	1,752	↑
Variance since March 2017	2.0%	→



ACTIVITY



Month	Adjusted Scheduled Activity (UDA)	
	2017	2018
April	-120	196
May	-117	435
June	797	759
July	1,252	1,181
August	1,608	1,596
September	2,017	2,008
October	2,354	2,380
November	2,865	2,751
December	3,236	2,996
January	3,603	3,297
February	4,043	3,934
March	4,548	4,460
April	4,735	4,894
May	4,736	4,918
June	4,736	4,917

QUALITY

	Quantity	Base Number	Contract	AT	Region	England
% of FP17s for the same patient ID Re-attending within 3 months - Children	35	769	4.6%	11.7%	11.5%	11.9%
% of FP17s for the same patient ID Re-attending within 3 months - Adults	253	1,878	13.5%	16.6%	15.9%	16.0%
% of FP17s for the same patient ID Re-attending between 3 & 9 months - Children	490	769	63.7%	55.4%	60.6%	58.3%
% of FP17s for the same patient ID Re-attending between 3 & 9 months - Adults	1,159	1,878	61.7%	48.4%	51.6%	50.3%
% of FP17s for Band 1 Urgent Courses	220	2,746	8.0%	10.5%	9.5%	9.1%
% of FP17s Relating to Free Repair or Replacements	26	2,746	0.9%	0.6%	0.7%	0.8%
% of FP17s Relating to Continuations	1	2,746	0.0%	0.8%	1.0%	1.0%
% of Patients satisfied with the dentistry they have received	5	5	N/A	91.2%	92.0%	91.5%
% of Patients satisfied with the time they had to wait for an appointment	5	5	N/A	87.2%	88.1%	87.9%

* This is based on patients treated on this contract for their most recent course of treatment. Figures in italics indicate the base number of FP17s or Patient Questionnaire responses are less than 100. N/A is shown where the base number of responses is less than 10 during the period. % is calculated as Quantity/Base number*100

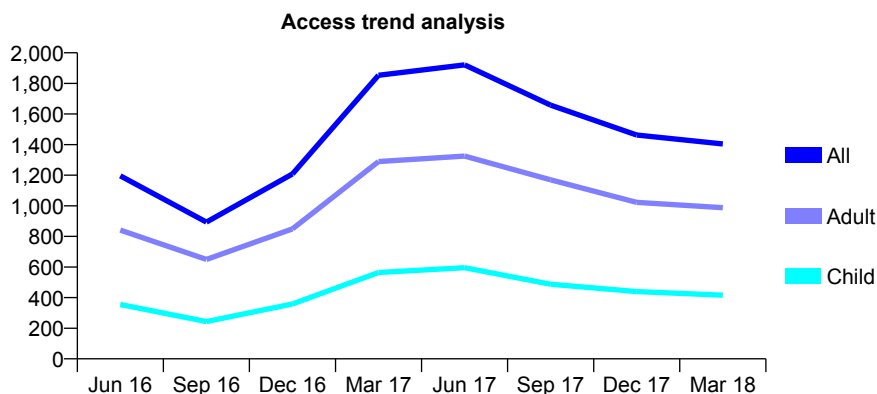
Q67 - Vital Signs At a Glance Contract Report for 125873/0003 - Year end March 2018

Name or company name	Apex Dental Care Sturry Partnership
Contract type name	GDS Contract
Purpose of contract	General
Contract start date	01/01/2014
Contract end date	

17/18 Contracted general activity (UDA)	3,998
Carry forward general activity (UDA)	0
17/18 Contracted orthodontic activity (UOA)	0
Carry forward orthodontic activity (UOA)	0
Baseline contract value	£92,570.27

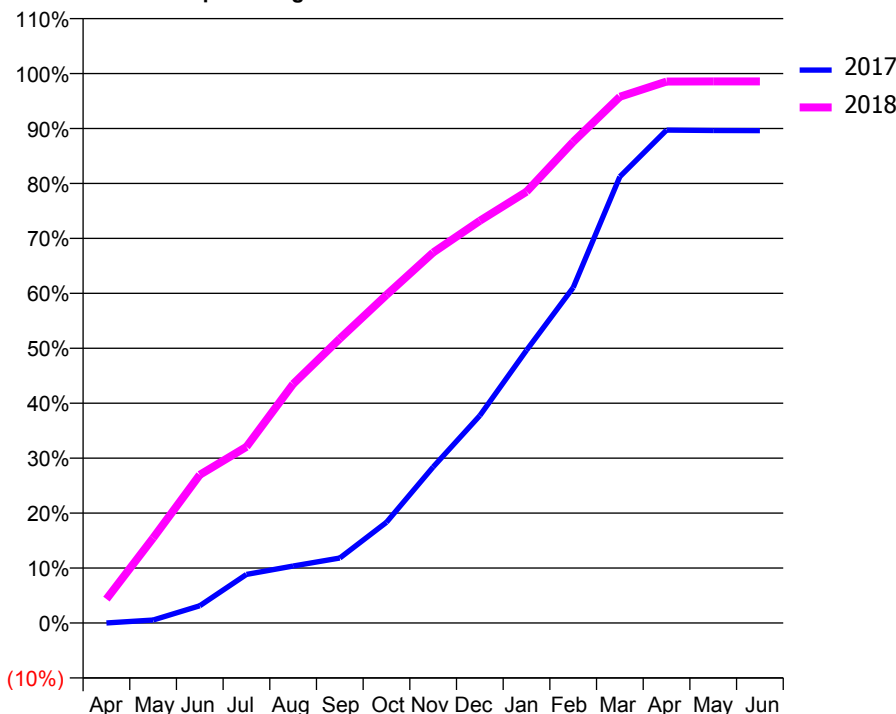
ACCESS*

Patients seen in 24 months	Total	Change since previous quarter
Quarter ending March 2017	1,853	
Quarter ending June 2017	1,921	↑
Quarter ending September 2017	1,658	↓
Quarter ending December 2017	1,463	↓
Quarter ending March 2018	1,404	↓
Variance since March 2017	(24.2%)	↓



ACTIVITY

Cumulative percentage of contracted UDA delivered 2017 & 2018



Month	Adjusted Scheduled Activity (UDA)	
	2017	2018
April	0	174
May	22	619
June	126	1,079
July	353	1,282
August	414	1,739
September	473	2,069
October	733	2,388
November	1,135	2,695
December	1,509	2,926
January	1,985	3,138
February	2,441	3,501
March	3,248	3,829
April	3,586	3,940
May	3,583	3,941
June	3,582	3,941

QUALITY

	Quantity	Base Number	Contract	AT	Region	England
% of FP17s for the same patient ID Re-attending within 3 months - Children	31	689	4.5%	11.7%	11.5%	11.9%
% of FP17s for the same patient ID Re-attending within 3 months - Adults	144	1,490	9.7%	16.6%	15.9%	16.0%
% of FP17s for the same patient ID Re-attending between 3 & 9 months - Children	331	689	48.0%	55.4%	60.6%	58.3%
% of FP17s for the same patient ID Re-attending between 3 & 9 months - Adults	652	1,490	43.8%	48.4%	51.6%	50.3%
% of FP17s for Band 1 Urgent Courses	164	2,082	7.9%	10.5%	9.5%	9.1%
% of FP17s Relating to Free Repair or Replacements	36	2,082	1.7%	0.6%	0.7%	0.8%
% of FP17s Relating to Continuations	7	2,082	0.3%	0.8%	1.0%	1.0%
% of Patients satisfied with the dentistry they have received	0	0	N/A	91.2%	92.0%	91.5%
% of Patients satisfied with the time they had to wait for an appointment	0	0	N/A	87.2%	88.1%	87.9%

* This is based on patients treated on this contract for their most recent course of treatment. Figures in italics indicate the base number of FP17s or Patient Questionnaire responses are less than 100. N/A is shown where the base number of responses is less than 10 during the period. % is calculated as Quantity/Base number*100

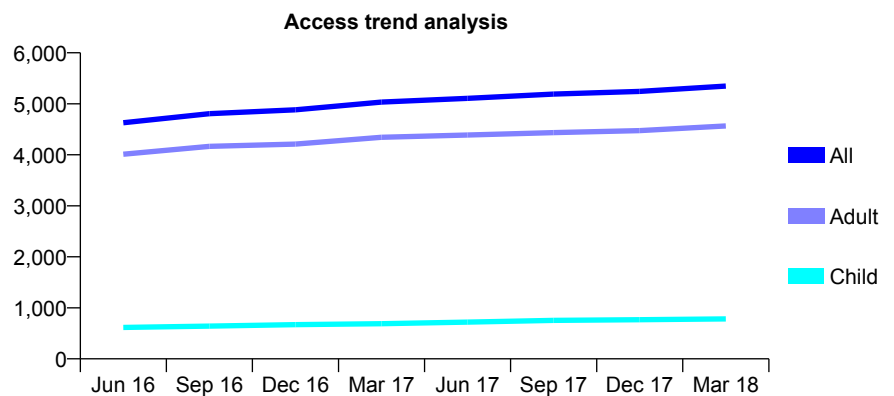
Q67 - Vital Signs At a Glance Contract Report for 127094/0001 - Year end March 2018

Name or company name	Bute House Dental Surgery
Contract type name	GDS Contract
Purpose of contract	General
Contract start date	01/08/2014
Contract end date	

17/18 Contracted general activity (UDA)	15,312
Carry forward general activity (UDA)	153
17/18 Contracted orthodontic activity (UOA)	0
Carry forward orthodontic activity (UOA)	0
Baseline contract value	£344,199.21

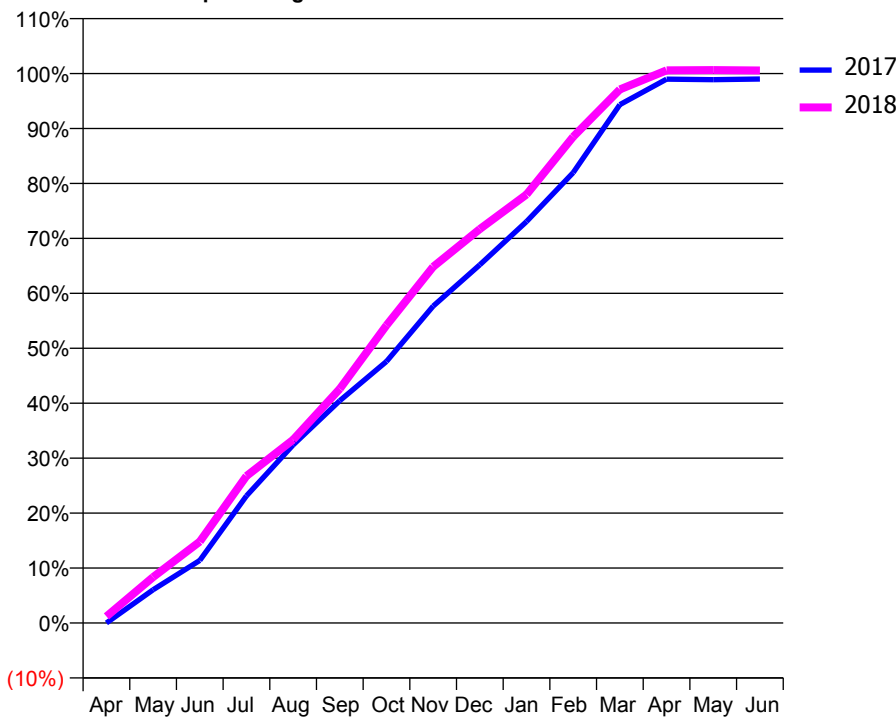
ACCESS*

Patients seen in 24 months	Total	Change since previous quarter
Quarter ending March 2017	5,033	
Quarter ending June 2017	5,108	→
Quarter ending September 2017	5,190	→
Quarter ending December 2017	5,243	→
Quarter ending March 2018	5,349	↑
Variance since March 2017	6.3%	↑



ACTIVITY

Cumulative percentage of contracted UDA delivered 2017 & 2018



Month	Adjusted Scheduled Activity (UDA)	
	2017	2018
April	-2	183
May	925	1,278
June	1,745	2,267
July	3,541	4,096
August	4,963	5,109
September	6,197	6,528
October	7,289	8,297
November	8,832	9,928
December	9,983	10,978
January	11,188	11,942
February	12,548	13,550
March	14,444	14,869
April	15,154	15,399
May	15,138	15,408
June	15,158	15,395

QUALITY

	Quantity	Base Number	Contract	AT	Region	England
% of FP17s for the same patient ID Re-attending within 3 months - Children	50	1,182	4.2%	11.7%	11.5%	11.9%
% of FP17s for the same patient ID Re-attending within 3 months - Adults	1,047	7,123	14.7%	16.6%	15.9%	16.0%
% of FP17s for the same patient ID Re-attending between 3 & 9 months - Children	693	1,182	58.6%	55.4%	60.6%	58.3%
% of FP17s for the same patient ID Re-attending between 3 & 9 months - Adults	4,313	7,123	60.6%	48.4%	51.6%	50.3%
% of FP17s for Band 1 Urgent Courses	529	7,623	6.9%	10.5%	9.5%	9.1%
% of FP17s Relating to Free Repair or Replacements	53	7,623	0.7%	0.6%	0.7%	0.8%
% of FP17s Relating to Continuations	31	7,623	0.4%	0.8%	1.0%	1.0%
% of Patients satisfied with the dentistry they have received	11	11	100.0%	91.2%	92.0%	91.5%
% of Patients satisfied with the time they had to wait for an appointment	9	11	81.8%	87.2%	88.1%	87.9%

* This is based on patients treated on this contract for their most recent course of treatment. Figures in italics indicate the base number of FP17s or Patient Questionnaire responses are less than 100. N/A is shown where the base number of responses is less than 10 during the period. % is calculated as Quantity/Base number*100

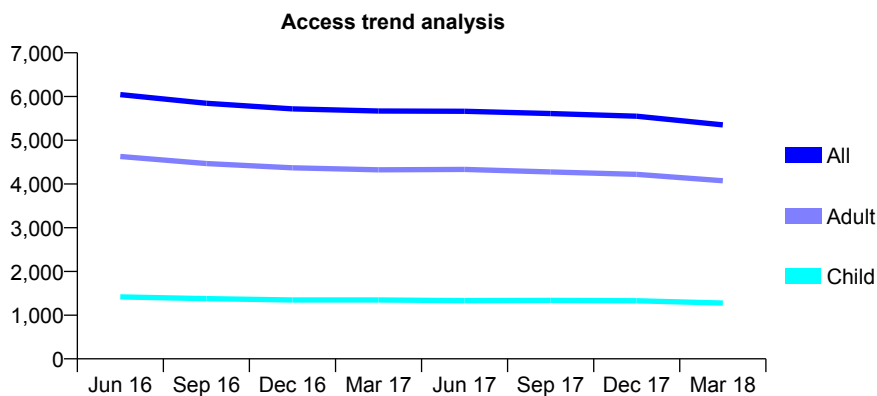
Q67 - Vital Signs At a Glance Contract Report for 138851/0001 - Year end March 2018

Name or company name	Longford Dental Centre
Contract type name	GDS Contract
Purpose of contract	General
Contract start date	01/07/2009
Contract end date	

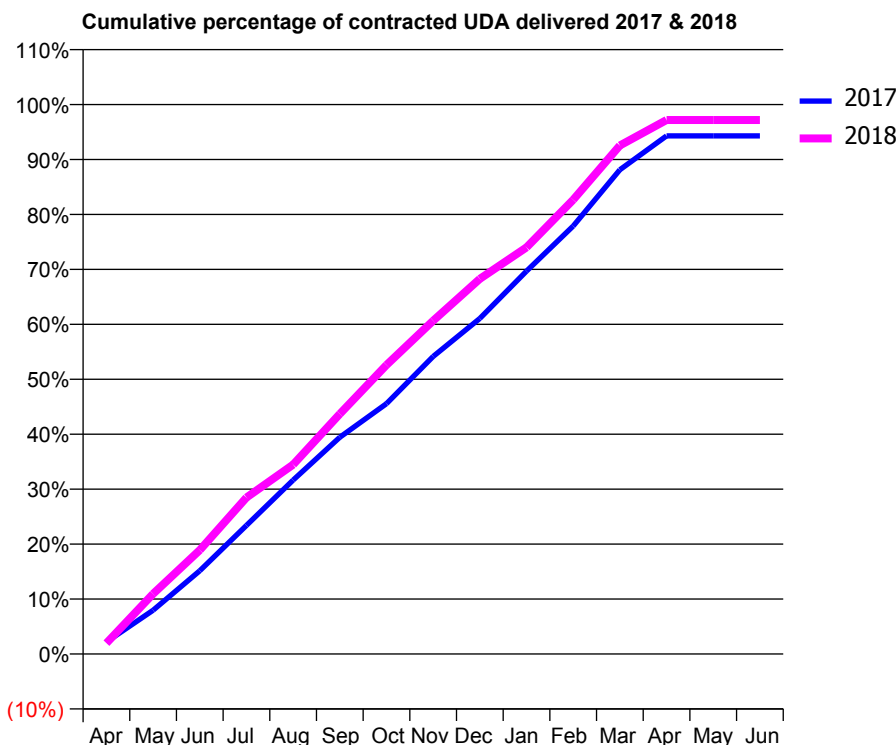
17/18 Contracted general activity (UDA)	14,628
Carry forward general activity (UDA)	0
17/18 Contracted orthodontic activity (UOA)	0
Carry forward orthodontic activity (UOA)	0
Baseline contract value	£405,228.45

ACCESS*

Patients seen in 24 months	Total	Change since previous quarter
Quarter ending March 2017	5,670	
Quarter ending June 2017	5,664	→
Quarter ending September 2017	5,611	→
Quarter ending December 2017	5,549	↓
Quarter ending March 2018	5,351	↓
Variance since March 2017	(5.6%)	↓



ACTIVITY



Month	Adjusted Scheduled Activity (UDA)	
	2017	2018
April	345	288
May	1,247	1,603
June	2,370	2,766
July	3,659	4,166
August	4,946	5,043
September	6,163	6,391
October	7,119	7,694
November	8,463	8,873
December	9,545	9,986
January	10,891	10,823
February	12,173	12,092
March	13,772	13,539
April	14,736	14,214
May	14,736	14,214
June	14,736	14,214

QUALITY

	Quantity	Base Number	Contract	AT	Region	England
% of FP17s for the same patient ID Re-attending within 3 months - Children	75	1,436	5.2%	11.7%	11.5%	11.9%
% of FP17s for the same patient ID Re-attending within 3 months - Adults	708	4,332	16.3%	16.6%	15.9%	16.0%
% of FP17s for the same patient ID Re-attending between 3 & 9 months - Children	530	1,436	36.9%	55.4%	60.6%	58.3%
% of FP17s for the same patient ID Re-attending between 3 & 9 months - Adults	1,096	4,332	25.3%	48.4%	51.6%	50.3%
% of FP17s for Band 1 Urgent Courses	540	5,651	9.6%	10.5%	9.5%	9.1%
% of FP17s Relating to Free Repair or Replacements	112	5,651	2.0%	0.6%	0.7%	0.8%
% of FP17s Relating to Continuations	112	5,651	2.0%	0.8%	1.0%	1.0%
% of Patients satisfied with the dentistry they have received	8	9	N/A	91.2%	92.0%	91.5%
% of Patients satisfied with the time they had to wait for an appointment	8	9	N/A	87.2%	88.1%	87.9%

* This is based on patients treated on this contract for their most recent course of treatment. Figures in italics indicate the base number of FP17s or Patient Questionnaire responses are less than 100. N/A is shown where the base number of responses is less than 10 during the period. % is calculated as Quantity/Base number*100

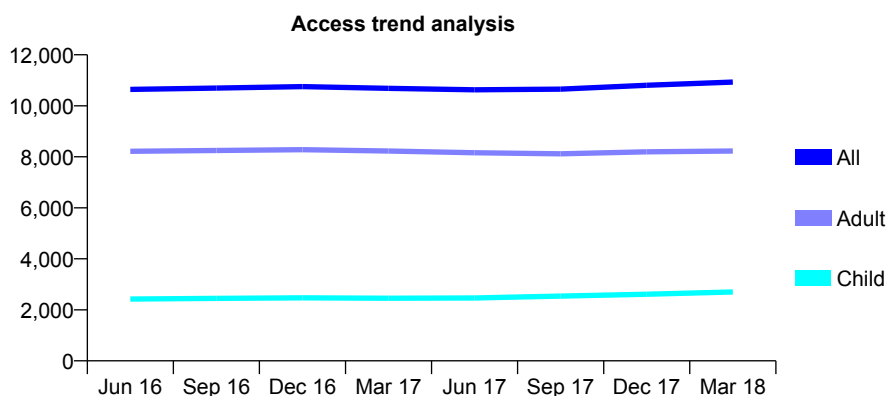
Q67 - Vital Signs At a Glance Contract Report for 141836/0001 - Year end March 2018

Name or company name	Senacre Lodge Dental Practice
Contract type name	GDS Contract
Purpose of contract	General
Contract start date	01/03/2013
Contract end date	

17/18 Contracted general activity (UDA)	27,844
Carry forward general activity (UDA)	0
17/18 Contracted orthodontic activity (UOA)	0
Carry forward orthodontic activity (UOA)	0
Baseline contract value	£688,557.86

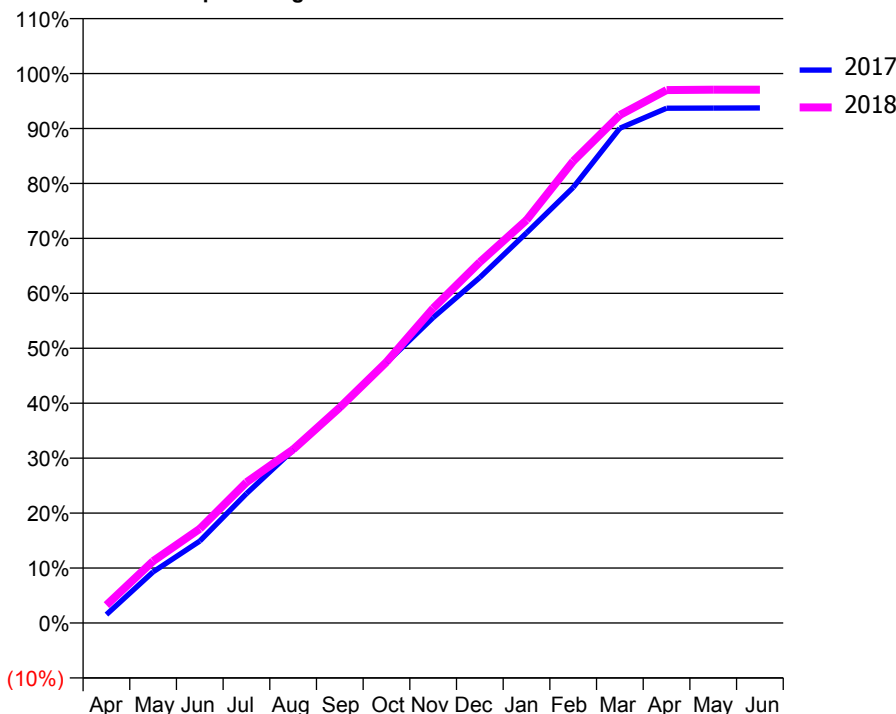
ACCESS*

Patients seen in 24 months	Total	Change since previous quarter
Quarter ending March 2017	10,686	
Quarter ending June 2017	10,628	→
Quarter ending September 2017	10,655	→
Quarter ending December 2017	10,805	→
Quarter ending March 2018	10,929	→
Variance since March 2017	2.3%	↑



ACTIVITY

Cumulative percentage of contracted UDA delivered 2017 & 2018



Month	Adjusted Scheduled Activity (UDA)	
	2017	2018
April	432	906
May	2,592	3,138
June	4,153	4,771
July	6,555	7,129
August	8,759	8,793
September	10,883	10,922
October	13,190	13,223
November	15,480	15,950
December	17,513	18,287
January	19,764	20,416
February	22,070	23,400
March	25,073	25,741
April	26,084	27,001
May	26,094	27,025
June	26,096	27,023

QUALITY

	Quantity	Base Number	Contract	AT	Region	England
% of FP17s for the same patient ID Re-attending within 3 months - Children	261	4,266	6.1%	11.7%	11.5%	11.9%
% of FP17s for the same patient ID Re-attending within 3 months - Adults	1,745	12,529	13.9%	16.6%	15.9%	16.0%
% of FP17s for the same patient ID Re-attending between 3 & 9 months - Children	2,779	4,266	65.1%	55.4%	60.6%	58.3%
% of FP17s for the same patient ID Re-attending between 3 & 9 months - Adults	6,856	12,529	54.7%	48.4%	51.6%	50.3%
% of FP17s for Band 1 Urgent Courses	1,631	16,185	10.1%	10.5%	9.5%	9.1%
% of FP17s Relating to Free Repair or Replacements	116	16,185	0.7%	0.6%	0.7%	0.8%
% of FP17s Relating to Continuations	84	16,185	0.5%	0.8%	1.0%	1.0%
% of Patients satisfied with the dentistry they have received	12	12	100.0%	91.2%	92.0%	91.5%
% of Patients satisfied with the time they had to wait for an appointment	12	12	100.0%	87.2%	88.1%	87.9%

* This is based on patients treated on this contract for their most recent course of treatment. Figures in italics indicate the base number of FP17s or Patient Questionnaire responses are less than 100. N/A is shown where the base number of responses is less than 10 during the period. % is calculated as Quantity/Base number*100

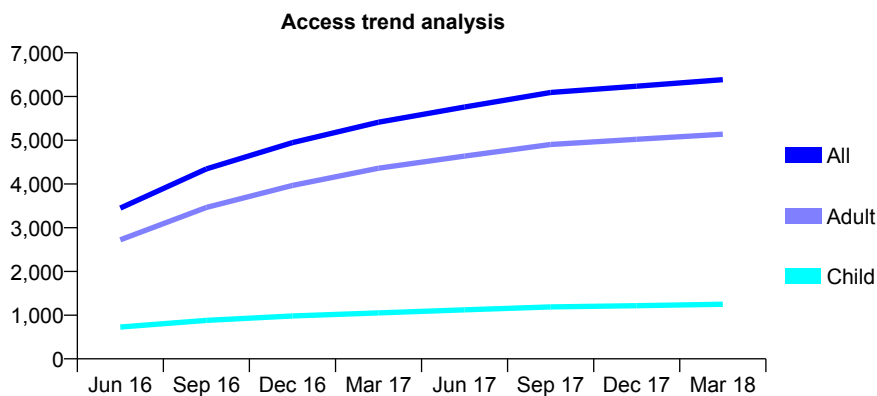
Q67 - Vital Signs At a Glance Contract Report for 141984/0002 - Year end March 2018

Name or company name	Bank House Dental Practice Partnership
Contract type name	GDS Contract
Purpose of contract	General
Contract start date	01/12/2015
Contract end date	

17/18 Contracted general activity (UDA)	17,369
Carry forward general activity (UDA)	68
17/18 Contracted orthodontic activity (UOA)	0
Carry forward orthodontic activity (UOA)	0
Baseline contract value	£538,050.19

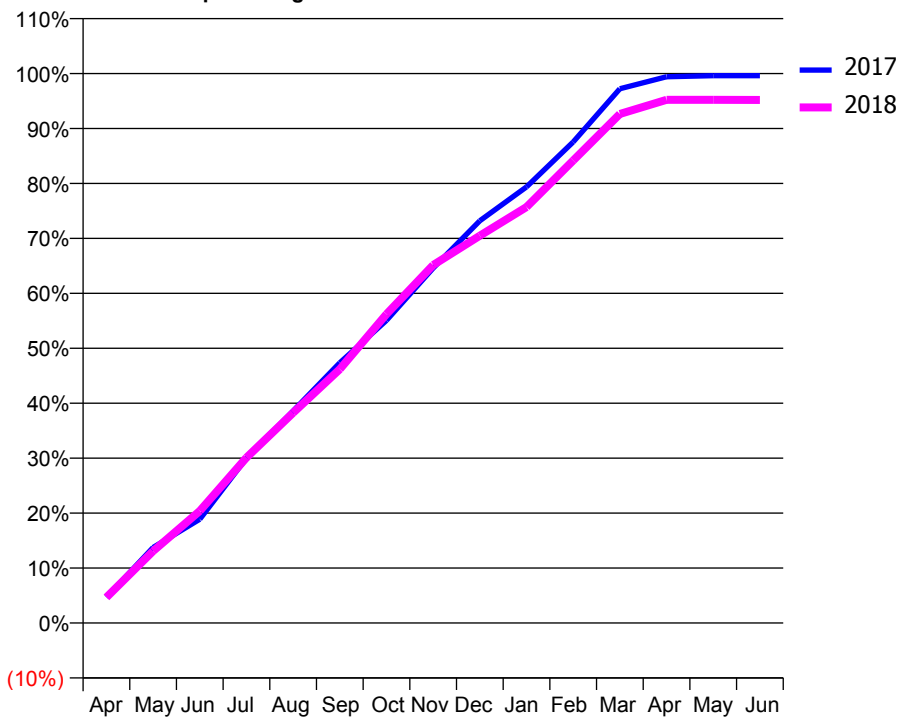
ACCESS*

Patients seen in 24 months	Total	Change since previous quarter
Quarter ending March 2017	5,411	
Quarter ending June 2017	5,761	↑
Quarter ending September 2017	6,093	↑
Quarter ending December 2017	6,237	↑
Quarter ending March 2018	6,386	↑
Variance since March 2017	18.0%	↑



ACTIVITY

Cumulative percentage of contracted UDA delivered 2017 & 2018



Month	Adjusted Scheduled Activity (UDA)	
	2017	2018
April	817	810
May	2,387	2,276
June	3,282	3,544
July	5,212	5,230
August	6,706	6,644
September	8,224	8,021
October	9,566	9,766
November	11,217	11,317
December	12,713	12,244
January	13,787	13,150
February	15,207	14,619
March	16,887	16,089
April	17,265	16,538
May	17,300	16,539
June	17,301	16,534

QUALITY

	Quantity	Base Number	Contract	AT	Region	England
% of FP17s for the same patient ID Re-attending within 3 months - Children	94	1,700	5.5%	11.7%	11.5%	11.9%
% of FP17s for the same patient ID Re-attending within 3 months - Adults	899	7,063	12.7%	16.6%	15.9%	16.0%
% of FP17s for the same patient ID Re-attending between 3 & 9 months - Children	998	1,700	58.7%	55.4%	60.6%	58.3%
% of FP17s for the same patient ID Re-attending between 3 & 9 months - Adults	3,692	7,063	52.3%	48.4%	51.6%	50.3%
% of FP17s for Band 1 Urgent Courses	904	8,781	10.3%	10.5%	9.5%	9.1%
% of FP17s Relating to Free Repair or Replacements	26	8,781	0.3%	0.6%	0.7%	0.8%
% of FP17s Relating to Continuations	125	8,781	1.4%	0.8%	1.0%	1.0%
% of Patients satisfied with the dentistry they have received	8	10	80.0%	91.2%	92.0%	91.5%
% of Patients satisfied with the time they had to wait for an appointment	8	10	80.0%	87.2%	88.1%	87.9%

* This is based on patients treated on this contract for their most recent course of treatment. Figures in italics indicate the base number of FP17s or Patient Questionnaire responses are less than 100. N/A is shown where the base number of responses is less than 10 during the period. % is calculated as Quantity/Base number*100

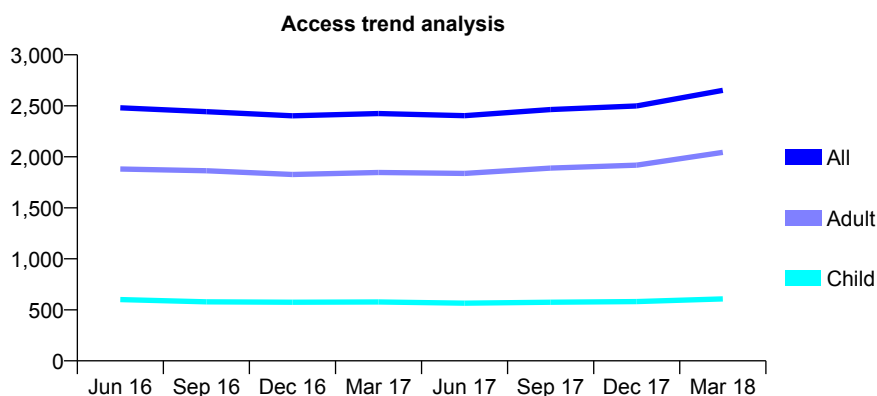
Q67 - Vital Signs At a Glance Contract Report for 143715/0001 - Year end March 2018

Name or company name	Dr G Biant Ltd
Contract type name	GDS Contract
Purpose of contract	General
Contract start date	01/11/2010
Contract end date	

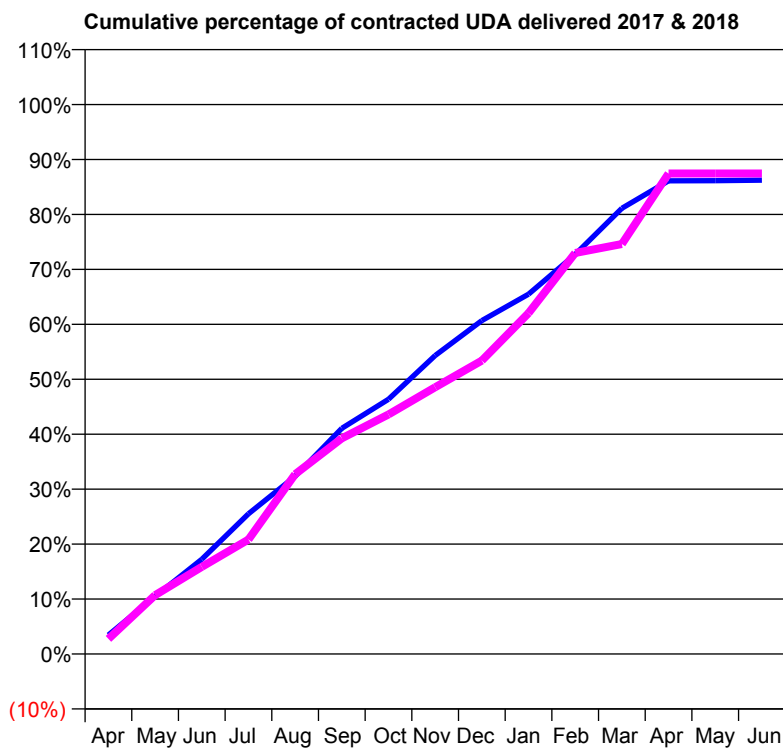
17/18 Contracted general activity (UDA)	7,515
Carry forward general activity (UDA)	0
17/18 Contracted orthodontic activity (UOA)	0
Carry forward orthodontic activity (UOA)	0
Baseline contract value	£216,471.62

ACCESS*

Patients seen in 24 months	Total	Change since previous quarter
Quarter ending March 2017	2,424	
Quarter ending June 2017	2,403	→
Quarter ending September 2017	2,463	↑
Quarter ending December 2017	2,499	→
Quarter ending March 2018	2,651	↑
Variance since March 2017	9.4%	↑



ACTIVITY



Month	Adjusted Scheduled Activity (UDA)	
	2017	2018
April	261	206
May	789	805
June	1,296	1,192
July	1,917	1,566
August	2,429	2,459
September	3,087	2,950
October	3,484	3,277
November	4,082	3,648
December	4,561	4,012
January	4,921	4,662
February	5,464	5,485
March	6,096	5,607
April	6,471	6,571
May	6,473	6,571
June	6,481	6,571

QUALITY

	Quantity	Base Number	Contract	AT	Region	England
% of FP17s for the same patient ID Re-attending within 3 months - Children	76	825	9.2%	11.7%	11.5%	11.9%
% of FP17s for the same patient ID Re-attending within 3 months - Adults	312	2,581	12.1%	16.6%	15.9%	16.0%
% of FP17s for the same patient ID Re-attending between 3 & 9 months - Children	437	825	53.0%	55.4%	60.6%	58.3%
% of FP17s for the same patient ID Re-attending between 3 & 9 months - Adults	1,356	2,581	52.5%	48.4%	51.6%	50.3%
% of FP17s for Band 1 Urgent Courses	328	3,495	9.4%	10.5%	9.5%	9.1%
% of FP17s Relating to Free Repair or Replacements	21	3,495	0.6%	0.6%	0.7%	0.8%
% of FP17s Relating to Continuations	5	3,495	0.1%	0.8%	1.0%	1.0%
% of Patients satisfied with the dentistry they have received	4	5	N/A	91.2%	92.0%	91.5%
% of Patients satisfied with the time they had to wait for an appointment	4	5	N/A	87.2%	88.1%	87.9%

* This is based on patients treated on this contract for their most recent course of treatment. Figures in italics indicate the base number of FP17s or Patient Questionnaire responses are less than 100. N/A is shown where the base number of responses is less than 10 during the period. % is calculated as Quantity/Base number*100

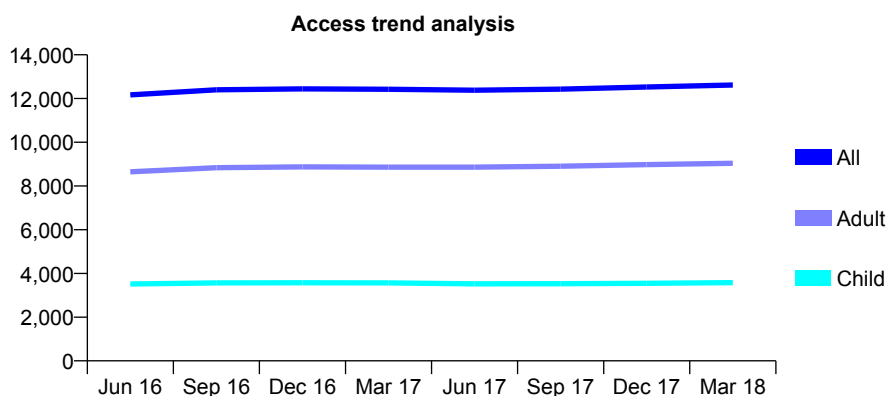
Q67 - Vital Signs At a Glance Contract Report for 145580/0001 - Year end March 2018

Name or company name	Oradent Kent Ltd
Contract type name	GDS Contract
Purpose of contract	General
Contract start date	01/04/2008
Contract end date	

17/18 Contracted general activity (UDA)	35,556
Carry forward general activity (UDA)	193
17/18 Contracted orthodontic activity (UOA)	0
Carry forward orthodontic activity (UOA)	0
Baseline contract value	£809,205.62

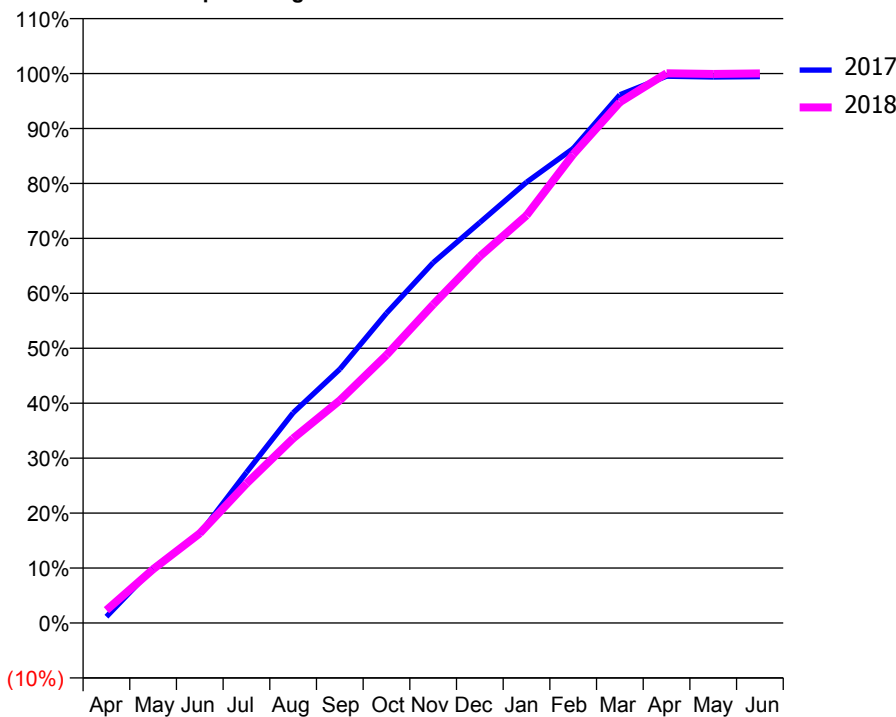
ACCESS*

Patients seen in 24 months	Total	Change since previous quarter
Quarter ending March 2017	12,426	
Quarter ending June 2017	12,378	→
Quarter ending September 2017	12,431	→
Quarter ending December 2017	12,524	→
Quarter ending March 2018	12,616	→
Variance since March 2017	1.5%	→



ACTIVITY

Cumulative percentage of contracted UDA delivered 2017 & 2018



Month	Adjusted Scheduled Activity (UDA)	
	2017	2018
April	397	834
May	3,449	3,478
June	5,625	5,798
July	9,473	9,019
August	13,223	11,950
September	15,958	14,407
October	19,485	17,340
November	22,665	20,608
December	25,186	23,727
January	27,722	26,372
February	29,838	30,321
March	33,217	33,696
April	34,386	35,571
May	34,332	35,528
June	34,363	35,561

QUALITY

	Quantity	Base Number	Contract	AT	Region	England
% of FP17s for the same patient ID Re-attending within 3 months - Children	512	5,615	9.1%	11.7%	11.5%	11.9%
% of FP17s for the same patient ID Re-attending within 3 months - Adults	1,478	12,026	12.3%	16.6%	15.9%	16.0%
% of FP17s for the same patient ID Re-attending between 3 & 9 months - Children	3,407	5,615	60.7%	55.4%	60.6%	58.3%
% of FP17s for the same patient ID Re-attending between 3 & 9 months - Adults	6,262	12,026	52.1%	48.4%	51.6%	50.3%
% of FP17s for Band 1 Urgent Courses	1,284	17,779	7.2%	10.5%	9.5%	9.1%
% of FP17s Relating to Free Repair or Replacements	116	17,779	0.7%	0.6%	0.7%	0.8%
% of FP17s Relating to Continuations	33	17,779	0.2%	0.8%	1.0%	1.0%
% of Patients satisfied with the dentistry they have received	19	20	95.0%	91.2%	92.0%	91.5%
% of Patients satisfied with the time they had to wait for an appointment	18	20	90.0%	87.2%	88.1%	87.9%

* This is based on patients treated on this contract for their most recent course of treatment. Figures in italics indicate the base number of FP17s or Patient Questionnaire responses are less than 100. N/A is shown where the base number of responses is less than 10 during the period. % is calculated as Quantity/Base number*100

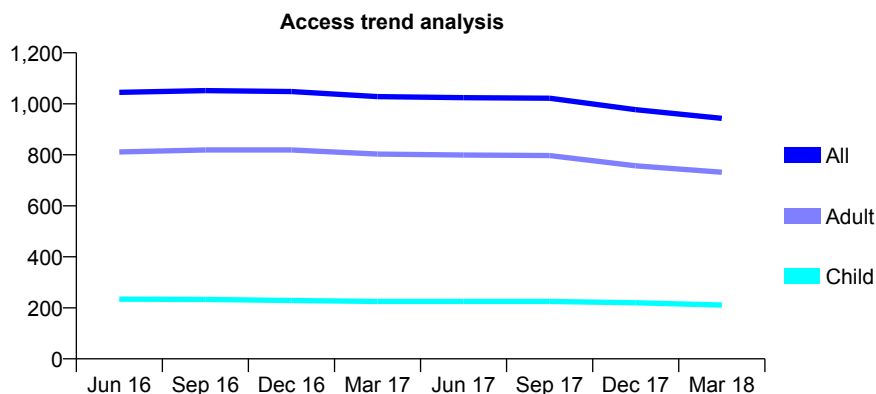
Q67 - Vital Signs At a Glance Contract Report for 145580/0002 - Year end March 2018

Name or company name	Oradent Kent Ltd
Contract type name	GDS Contract
Purpose of contract	General
Contract start date	01/04/2008
Contract end date	

17/18 Contracted general activity (UDA)	3,754
Carry forward general activity (UDA)	46
17/18 Contracted orthodontic activity (UOA)	0
Carry forward orthodontic activity (UOA)	0
Baseline contract value	£91,342.49

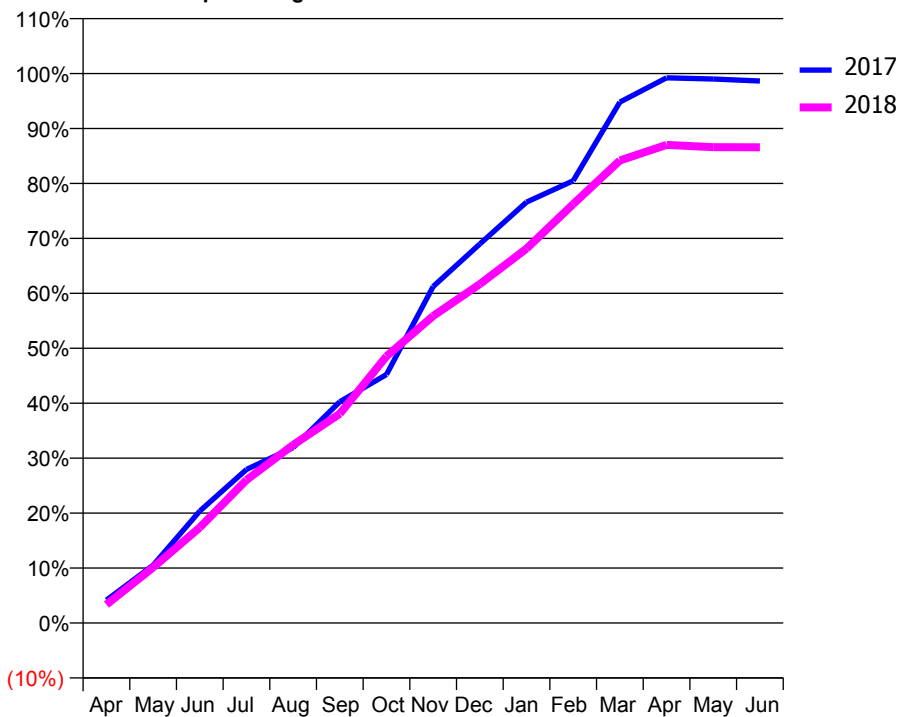
ACCESS*

Patients seen in 24 months	Total	Change since previous quarter
Quarter ending March 2017	1,028	
Quarter ending June 2017	1,024	→
Quarter ending September 2017	1,022	→
Quarter ending December 2017	977	↓
Quarter ending March 2018	943	↓
Variance since March 2017	(8.3%)	↓



ACTIVITY

Cumulative percentage of contracted UDA delivered 2017 & 2018



Adjusted Scheduled Activity (UDA)

Month	2017	2018
April	139	126
May	353	380
June	683	652
July	937	977
August	1,071	1,216
September	1,350	1,430
October	1,516	1,823
November	2,054	2,098
December	2,314	2,316
January	2,569	2,557
February	2,699	2,861
March	3,180	3,160
April	3,328	3,266
May	3,320	3,251
June	3,308	3,250

QUALITY

	Quantity	Base Number	Contract	AT	Region	England
% of FP17s for the same patient ID Re-attending within 3 months - Children	12	243	4.9%	11.7%	11.5%	11.9%
% of FP17s for the same patient ID Re-attending within 3 months - Adults	70	858	8.2%	16.6%	15.9%	16.0%
% of FP17s for the same patient ID Re-attending between 3 & 9 months - Children	65	243	26.7%	55.4%	60.6%	58.3%
% of FP17s for the same patient ID Re-attending between 3 & 9 months - Adults	263	858	30.7%	48.4%	51.6%	50.3%
% of FP17s for Band 1 Urgent Courses	55	1,080	5.1%	10.5%	9.5%	9.1%
% of FP17s Relating to Free Repair or Replacements	2	1,080	0.2%	0.6%	0.7%	0.8%
% of FP17s Relating to Continuations	3	1,080	0.3%	0.8%	1.0%	1.0%
% of Patients satisfied with the dentistry they have received	7	7	N/A	91.2%	92.0%	91.5%
% of Patients satisfied with the time they had to wait for an appointment	7	7	N/A	87.2%	88.1%	87.9%

* This is based on patients treated on this contract for their most recent course of treatment. Figures in italics indicate the base number of FP17s or Patient Questionnaire responses are less than 100. N/A is shown where the base number of responses is less than 10 during the period. % is calculated as Quantity/Base number*100

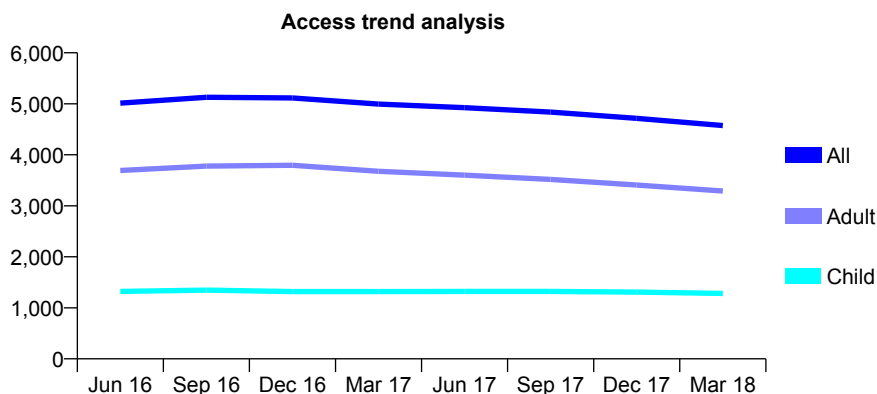
Q67 - Vital Signs At a Glance Contract Report for 146633/0001 - Year end March 2018

Name or company name	South England Dental Practice Partnership
Contract type name	GDS Contract
Purpose of contract	General
Contract start date	01/09/2013
Contract end date	

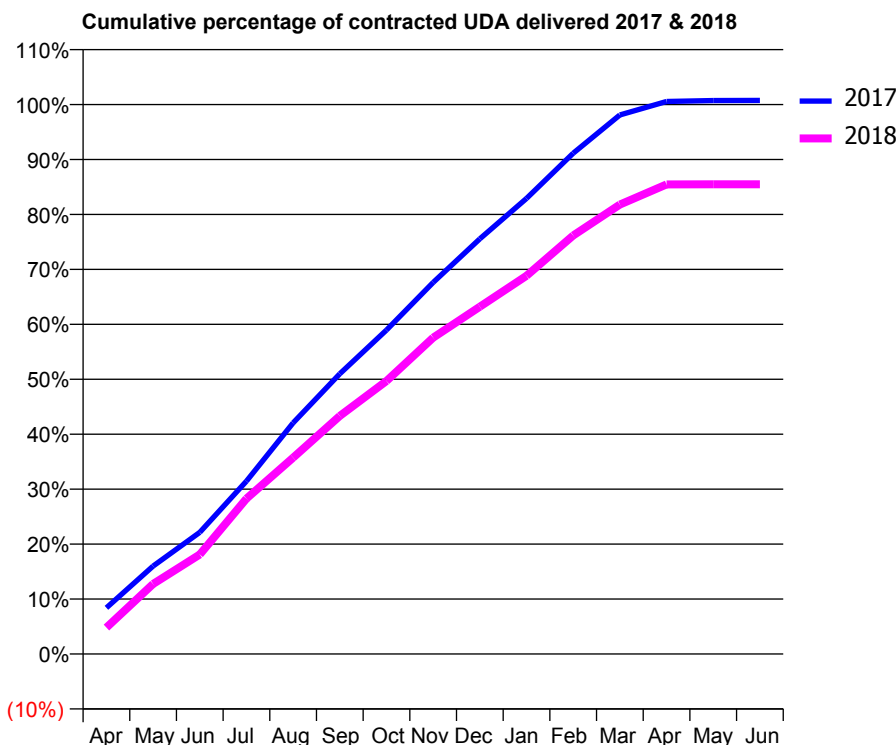
17/18 Contracted general activity (UDA)	12,500
Carry forward general activity (UDA)	-93
17/18 Contracted orthodontic activity (UOA)	0
Carry forward orthodontic activity (UOA)	0
Baseline contract value	£360,668.32

ACCESS*

Patients seen in 24 months	Total	Change since previous quarter
Quarter ending March 2017	4,995	
Quarter ending June 2017	4,924	↓
Quarter ending September 2017	4,839	↓
Quarter ending December 2017	4,716	↓
Quarter ending March 2018	4,573	↓
Variance since March 2017	(8.4%)	↓



ACTIVITY



Month	Adjusted Scheduled Activity (UDA)	
	2017	2018
April	1,051	601
May	2,002	1,593
June	2,767	2,265
July	3,932	3,537
August	5,259	4,466
September	6,375	5,416
October	7,370	6,210
November	8,453	7,196
December	9,445	7,901
January	10,362	8,604
February	11,393	9,520
March	12,262	10,225
April	12,569	10,683
May	12,589	10,686
June	12,592	10,686

QUALITY

	Quantity	Base Number	Contract	AT	Region	England
% of FP17s for the same patient ID Re-attending within 3 months - Children	70	1,396	5.0%	11.7%	11.5%	11.9%
% of FP17s for the same patient ID Re-attending within 3 months - Adults	367	3,426	10.7%	16.6%	15.9%	16.0%
% of FP17s for the same patient ID Re-attending between 3 & 9 months - Children	563	1,396	40.3%	55.4%	60.6%	58.3%
% of FP17s for the same patient ID Re-attending between 3 & 9 months - Adults	1,232	3,426	36.0%	48.4%	51.6%	50.3%
% of FP17s for Band 1 Urgent Courses	508	4,813	10.6%	10.5%	9.5%	9.1%
% of FP17s Relating to Free Repair or Replacements	21	4,813	0.4%	0.6%	0.7%	0.8%
% of FP17s Relating to Continuations	48	4,813	1.0%	0.8%	1.0%	1.0%
% of Patients satisfied with the dentistry they have received	10	11	90.9%	91.2%	92.0%	91.5%
% of Patients satisfied with the time they had to wait for an appointment	11	11	100.0%	87.2%	88.1%	87.9%

* This is based on patients treated on this contract for their most recent course of treatment. Figures in italics indicate the base number of FP17s or Patient Questionnaire responses are less than 100. N/A is shown where the base number of responses is less than 10 during the period. % is calculated as Quantity/Base number*100

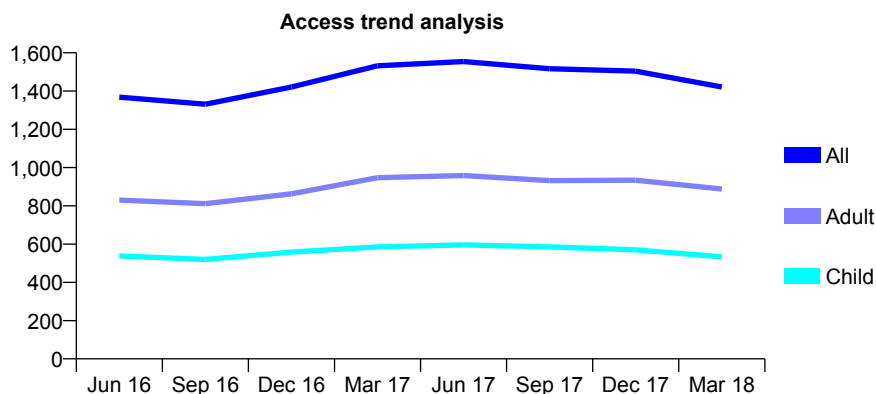
Q67 - Vital Signs At a Glance Contract Report for 146749/0001 - Year end March 2018

Name or company name	Patiali Limited
Contract type name	GDS Contract
Purpose of contract	General
Contract start date	01/05/2011
Contract end date	

17/18 Contracted general activity (UDA)	4,395
Carry forward general activity (UDA)	4
17/18 Contracted orthodontic activity (UOA)	0
Carry forward orthodontic activity (UOA)	0
Baseline contract value	£110,216.39

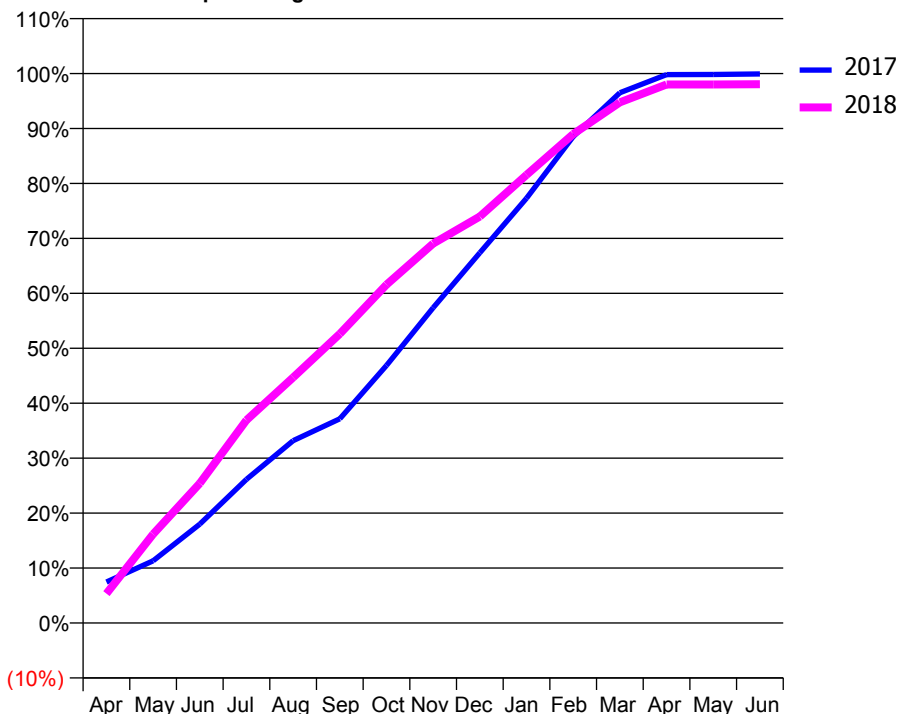
ACCESS*

Patients seen in 24 months	Total	Change since previous quarter
Quarter ending March 2017	1,532	
Quarter ending June 2017	1,554	→
Quarter ending September 2017	1,517	↓
Quarter ending December 2017	1,504	→
Quarter ending March 2018	1,421	↓
Variance since March 2017	(7.2%)	↓



ACTIVITY

Cumulative percentage of contracted UDA delivered 2017 & 2018



Month	Adjusted Scheduled Activity (UDA)	
	2017	2018
April	328	235
May	498	711
June	790	1,117
July	1,150	1,622
August	1,458	1,964
September	1,634	2,313
October	2,060	2,707
November	2,522	3,035
December	2,962	3,251
January	3,397	3,585
February	3,891	3,911
March	4,241	4,165
April	4,386	4,307
May	4,387	4,307
June	4,391	4,309

QUALITY

	Quantity	Base Number	Contract	AT	Region	England
% of FP17s for the same patient ID Re-attending within 3 months - Children	78	779	10.0%	11.7%	11.5%	11.9%
% of FP17s for the same patient ID Re-attending within 3 months - Adults	235	1,230	19.1%	16.6%	15.9%	16.0%
% of FP17s for the same patient ID Re-attending between 3 & 9 months - Children	444	779	57.0%	55.4%	60.6%	58.3%
% of FP17s for the same patient ID Re-attending between 3 & 9 months - Adults	607	1,230	49.3%	48.4%	51.6%	50.3%
% of FP17s for Band 1 Urgent Courses	235	1,996	11.8%	10.5%	9.5%	9.1%
% of FP17s Relating to Free Repair or Replacements	17	1,996	0.9%	0.6%	0.7%	0.8%
% of FP17s Relating to Continuations	2	1,996	0.1%	0.8%	1.0%	1.0%
% of Patients satisfied with the dentistry they have received	3	3	N/A	91.2%	92.0%	91.5%
% of Patients satisfied with the time they had to wait for an appointment	2	3	N/A	87.2%	88.1%	87.9%

* This is based on patients treated on this contract for their most recent course of treatment. Figures in italics indicate the base number of FP17s or Patient Questionnaire responses are less than 100. N/A is shown where the base number of responses is less than 10 during the period. % is calculated as Quantity/Base number*100

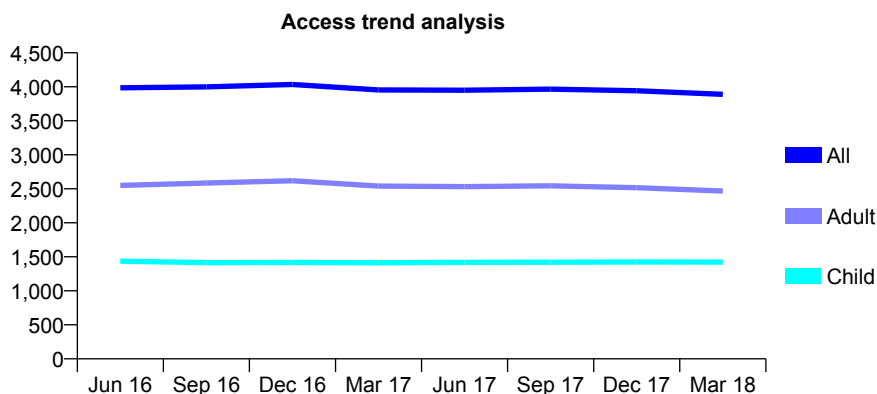
Q67 - Vital Signs At a Glance Contract Report for 146749/0002 - Year end March 2018

Name or company name	Patiali Limited
Contract type name	GDS Contract
Purpose of contract	General
Contract start date	01/05/2011
Contract end date	

17/18 Contracted general activity (UDA)	9,536
Carry forward general activity (UDA)	-5
17/18 Contracted orthodontic activity (UOA)	0
Carry forward orthodontic activity (UOA)	0
Baseline contract value	£249,828.38

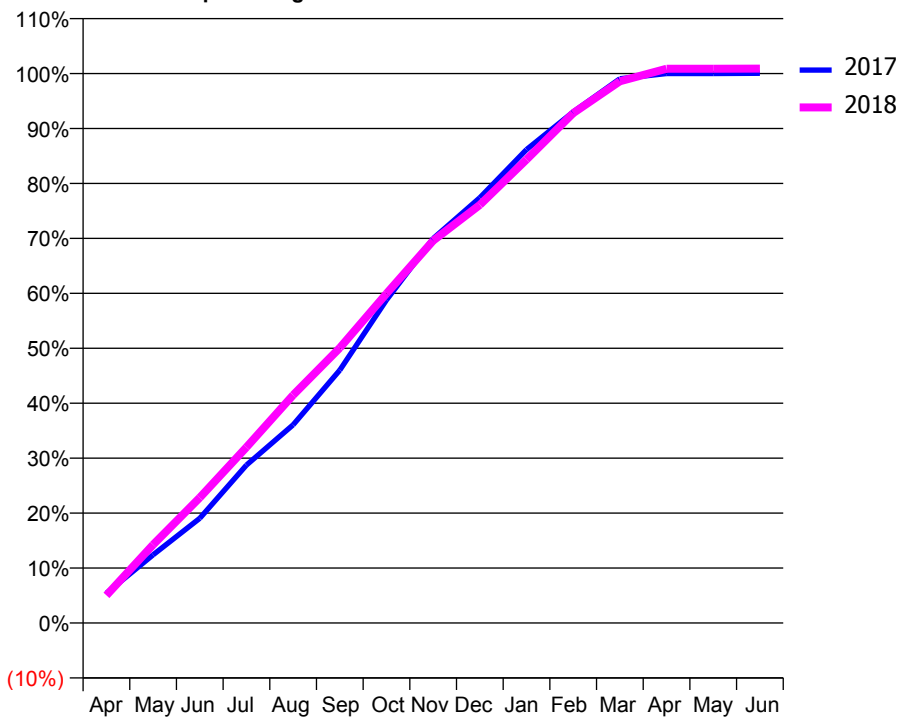
ACCESS*

Patients seen in 24 months	Total	Change since previous quarter
Quarter ending March 2017	3,953	
Quarter ending June 2017	3,950	→
Quarter ending September 2017	3,965	→
Quarter ending December 2017	3,942	→
Quarter ending March 2018	3,890	↓
Variance since March 2017	(1.6%)	↓



ACTIVITY

Cumulative percentage of contracted UDA delivered 2017 & 2018



Month	Adjusted Scheduled Activity (UDA)	
	2017	2018
April	518	480
May	1,184	1,360
June	1,819	2,176
July	2,741	3,052
August	3,440	3,955
September	4,388	4,775
October	5,606	5,717
November	6,673	6,636
December	7,380	7,255
January	8,215	8,042
February	8,869	8,847
March	9,445	9,401
April	9,534	9,620
May	9,534	9,620
June	9,540	9,622

QUALITY

	Quantity	Base Number	Contract	AT	Region	England
% of FP17s for the same patient ID Re-attending within 3 months - Children	216	2,232	9.7%	11.7%	11.5%	11.9%
% of FP17s for the same patient ID Re-attending within 3 months - Adults	564	3,402	16.6%	16.6%	15.9%	16.0%
% of FP17s for the same patient ID Re-attending between 3 & 9 months - Children	1,348	2,232	60.4%	55.4%	60.6%	58.3%
% of FP17s for the same patient ID Re-attending between 3 & 9 months - Adults	1,736	3,402	51.0%	48.4%	51.6%	50.3%
% of FP17s for Band 1 Urgent Courses	488	4,738	10.3%	10.5%	9.5%	9.1%
% of FP17s Relating to Free Repair or Replacements	47	4,738	1.0%	0.6%	0.7%	0.8%
% of FP17s Relating to Continuations	7	4,738	0.1%	0.8%	1.0%	1.0%
% of Patients satisfied with the dentistry they have received	3	4	N/A	91.2%	92.0%	91.5%
% of Patients satisfied with the time they had to wait for an appointment	4	4	N/A	87.2%	88.1%	87.9%

* This is based on patients treated on this contract for their most recent course of treatment. Figures in italics indicate the base number of FP17s or Patient Questionnaire responses are less than 100. N/A is shown where the base number of responses is less than 10 during the period. % is calculated as Quantity/Base number*100

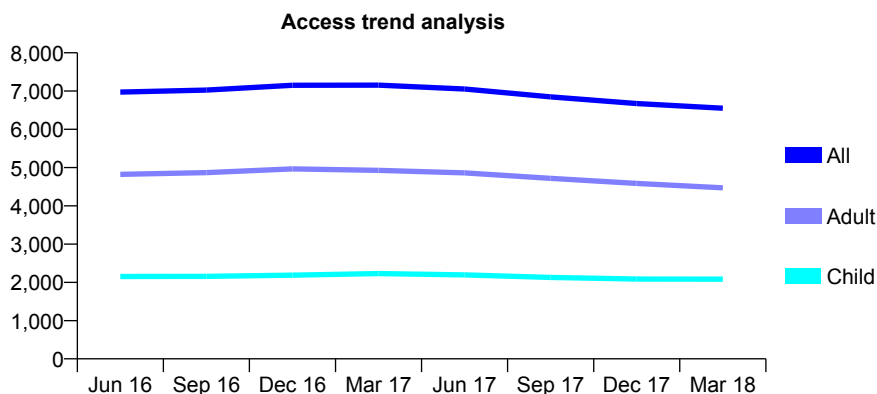
Q67 - Vital Signs At a Glance Contract Report for 148628/0001 - Year end March 2018

Name or company name	Gravesend Dental Surgery
Contract type name	GDS Contract
Purpose of contract	General
Contract start date	15/02/2014
Contract end date	

17/18 Contracted general activity (UDA)	18,214
Carry forward general activity (UDA)	-360
17/18 Contracted orthodontic activity (UOA)	0
Carry forward orthodontic activity (UOA)	0
Baseline contract value	£514,513.15

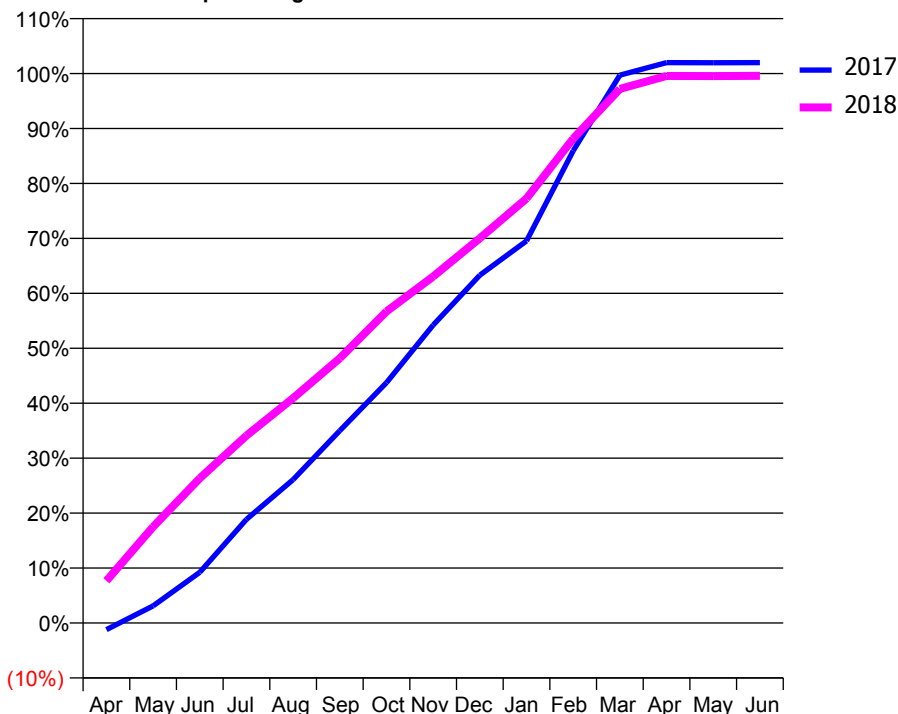
ACCESS*

Patients seen in 24 months	Total	Change since previous quarter
Quarter ending March 2017	7,156	
Quarter ending June 2017	7,055	↓
Quarter ending September 2017	6,847	↓
Quarter ending December 2017	6,672	↓
Quarter ending March 2018	6,553	↓
Variance since March 2017	(8.4%)	↓



ACTIVITY

Cumulative percentage of contracted UDA delivered 2017 & 2018



Month	Adjusted Scheduled Activity (UDA)	
	2017	2018
April	-223	1,399
May	566	3,188
June	1,683	4,798
July	3,435	6,212
August	4,754	7,452
September	6,376	8,774
October	7,965	10,326
November	9,877	11,487
December	11,529	12,756
January	12,665	14,073
February	15,653	16,056
March	18,159	17,706
April	18,574	18,132
May	18,573	18,127
June	18,574	18,139

QUALITY

	Quantity	Base Number	Contract	AT	Region	England
% of FP17s for the same patient ID Re-attending within 3 months - Children	182	2,948	6.2%	11.7%	11.5%	11.9%
% of FP17s for the same patient ID Re-attending within 3 months - Adults	506	5,088	9.9%	16.6%	15.9%	16.0%
% of FP17s for the same patient ID Re-attending between 3 & 9 months - Children	1,560	2,948	52.9%	55.4%	60.6%	58.3%
% of FP17s for the same patient ID Re-attending between 3 & 9 months - Adults	2,608	5,088	51.3%	48.4%	51.6%	50.3%
% of FP17s for Band 1 Urgent Courses	655	8,014	8.2%	10.5%	9.5%	9.1%
% of FP17s Relating to Free Repair or Replacements	27	8,014	0.3%	0.6%	0.7%	0.8%
% of FP17s Relating to Continuations	17	8,014	0.2%	0.8%	1.0%	1.0%
% of Patients satisfied with the dentistry they have received	6	9	N/A	91.2%	92.0%	91.5%
% of Patients satisfied with the time they had to wait for an appointment	6	9	N/A	87.2%	88.1%	87.9%

* This is based on patients treated on this contract for their most recent course of treatment. Figures in italics indicate the base number of FP17s or Patient Questionnaire responses are less than 100. N/A is shown where the base number of responses is less than 10 during the period. % is calculated as Quantity/Base number*100

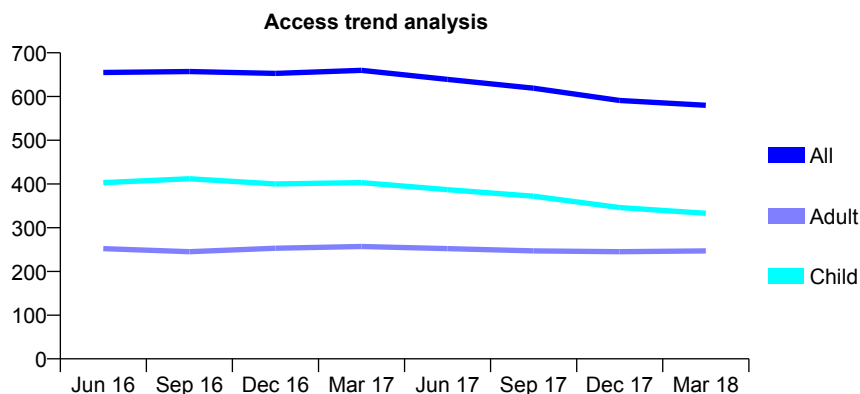
Q67 - Vital Signs At a Glance Contract Report for 149446/0001 - Year end March 2018

Name or company name	Calverley Dental Practice
Contract type name	GDS Contract
Purpose of contract	General
Contract start date	01/08/2012
Contract end date	

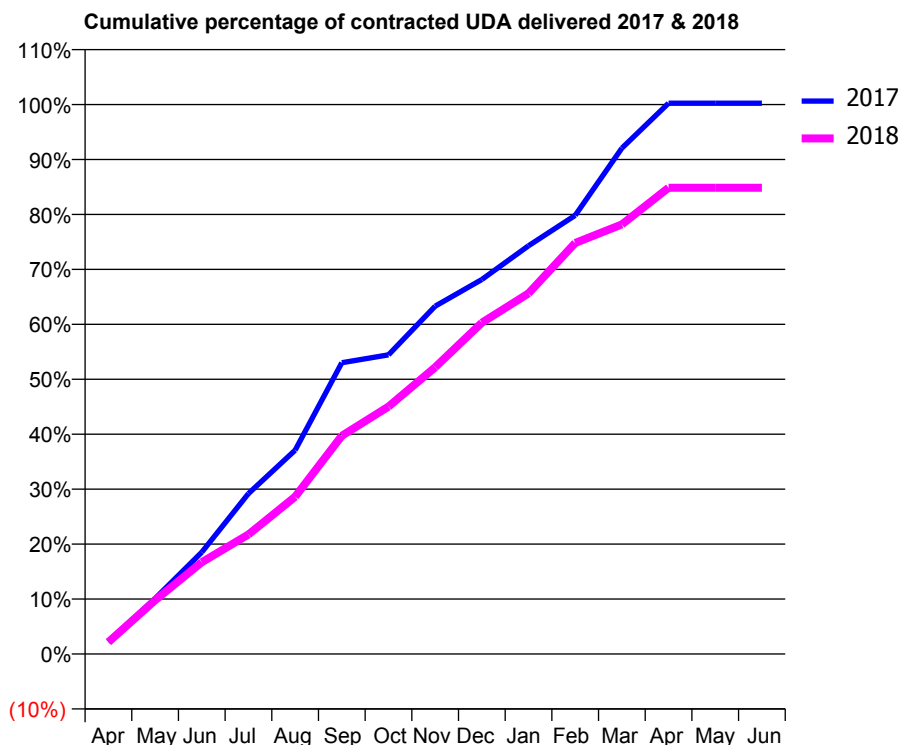
17/18 Contracted general activity (UDA)	1,200
Carry forward general activity (UDA)	-3
17/18 Contracted orthodontic activity (UOA)	0
Carry forward orthodontic activity (UOA)	0
Baseline contract value	£29,675.10

ACCESS*

Patients seen in 24 months	Total	Change since previous quarter
Quarter ending March 2017	660	
Quarter ending June 2017	639	↓
Quarter ending September 2017	619	↓
Quarter ending December 2017	591	↓
Quarter ending March 2018	580	↓
Variance since March 2017	(12.1%)	↓



ACTIVITY



Month	Adjusted Scheduled Activity (UDA)	
	2017	2018
April	26	26
May	121	117
June	222	201
July	350	261
August	445	344
September	636	477
October	653	540
November	760	626
December	818	724
January	891	788
February	958	898
March	1,105	938
April	1,203	1,018
May	1,203	1,018
June	1,203	1,018

QUALITY

	Quantity	Base Number	Contract	AT	Region	England
% of FP17s for the same patient ID Re-attending within 3 months - Children	11	330	3.3%	11.7%	11.5%	11.9%
% of FP17s for the same patient ID Re-attending within 3 months - Adults	20	213	9.4%	16.6%	15.9%	16.0%
% of FP17s for the same patient ID Re-attending between 3 & 9 months - Children	97	330	29.4%	55.4%	60.6%	58.3%
% of FP17s for the same patient ID Re-attending between 3 & 9 months - Adults	69	213	32.4%	48.4%	51.6%	50.3%
% of FP17s for Band 1 Urgent Courses	16	541	3.0%	10.5%	9.5%	9.1%
% of FP17s Relating to Free Repair or Replacements	4	541	0.7%	0.6%	0.7%	0.8%
% of FP17s Relating to Continuations	4	541	0.7%	0.8%	1.0%	1.0%
% of Patients satisfied with the dentistry they have received	2	2	N/A	91.2%	92.0%	91.5%
% of Patients satisfied with the time they had to wait for an appointment	2	2	N/A	87.2%	88.1%	87.9%

* This is based on patients treated on this contract for their most recent course of treatment. Figures in italics indicate the base number of FP17s or Patient Questionnaire responses are less than 100. N/A is shown where the base number of responses is less than 10 during the period. % is calculated as Quantity/Base number*100

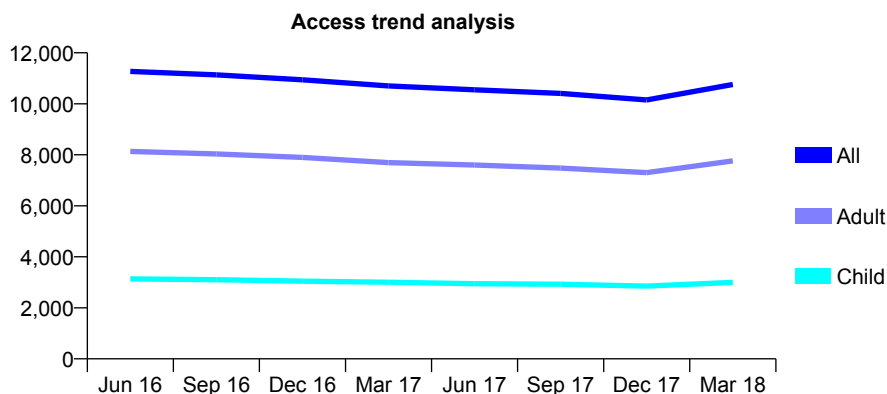
Q67 - Vital Signs At a Glance Contract Report for 152226/0001 - Year end March 2018

Name or company name	Dentapol(Kent)Ltd
Contract type name	GDS Contract
Purpose of contract	General
Contract start date	02/02/2010
Contract end date	

17/18 Contracted general activity (UDA)	32,000
Carry forward general activity (UDA)	112
17/18 Contracted orthodontic activity (UOA)	0
Carry forward orthodontic activity (UOA)	0
Baseline contract value	£704,915.19

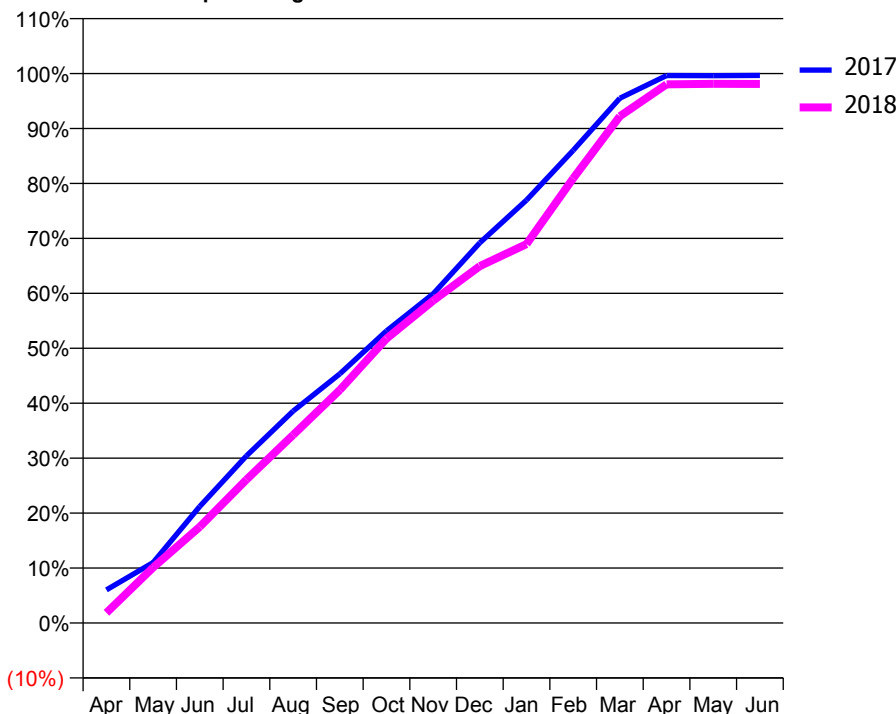
ACCESS*

Patients seen in 24 months	Total	Change since previous quarter
Quarter ending March 2017	10,699	
Quarter ending June 2017	10,549	↓
Quarter ending September 2017	10,407	↓
Quarter ending December 2017	10,154	↓
Quarter ending March 2018	10,759	↑
Variance since March 2017	0.6%	→



ACTIVITY

Cumulative percentage of contracted UDA delivered 2017 & 2018



Month	Adjusted Scheduled Activity (UDA)	
	2017	2018
April	1,929	595
May	3,522	3,238
June	6,793	5,605
July	9,734	8,355
August	12,345	10,953
September	14,508	13,573
October	17,007	16,561
November	19,171	18,770
December	22,145	20,787
January	24,626	22,066
February	27,524	25,890
March	30,564	29,509
April	31,884	31,371
May	31,870	31,398
June	31,888	31,395

QUALITY

	Quantity	Base Number	Contract	AT	Region	England
% of FP17s for the same patient ID Re-attending within 3 months - Children	319	3,999	8.0%	11.7%	11.5%	11.9%
% of FP17s for the same patient ID Re-attending within 3 months - Adults	1,702	10,302	16.5%	16.6%	15.9%	16.0%
% of FP17s for the same patient ID Re-attending between 3 & 9 months - Children	2,140	3,999	53.5%	55.4%	60.6%	58.3%
% of FP17s for the same patient ID Re-attending between 3 & 9 months - Adults	4,673	10,302	45.4%	48.4%	51.6%	50.3%
% of FP17s for Band 1 Urgent Courses	2,442	14,438	16.9%	10.5%	9.5%	9.1%
% of FP17s Relating to Free Repair or Replacements	183	14,438	1.3%	0.6%	0.7%	0.8%
% of FP17s Relating to Continuations	93	14,438	0.6%	0.8%	1.0%	1.0%
% of Patients satisfied with the dentistry they have received	11	13	84.6%	91.2%	92.0%	91.5%
% of Patients satisfied with the time they had to wait for an appointment	11	13	84.6%	87.2%	88.1%	87.9%

* This is based on patients treated on this contract for their most recent course of treatment. Figures in italics indicate the base number of FP17s or Patient Questionnaire responses are less than 100. N/A is shown where the base number of responses is less than 10 during the period. % is calculated as Quantity/Base number*100

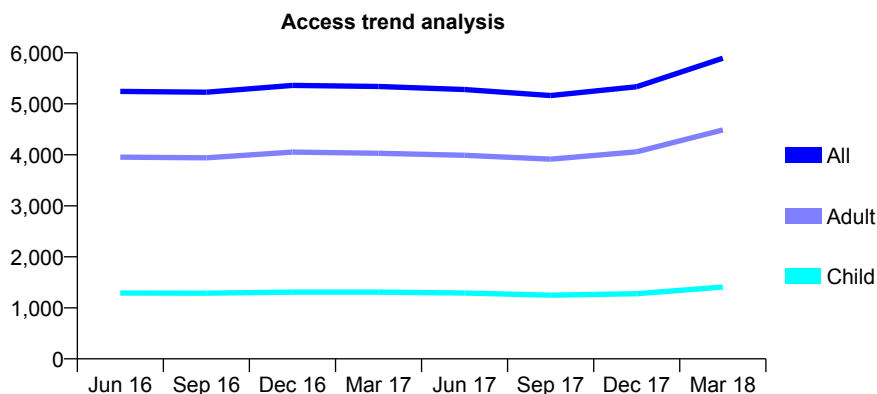
Q67 - Vital Signs At a Glance Contract Report for 152226/0002 - Year end March 2018

Name or company name	Dentapol(Kent)Ltd
Contract type name	GDS Contract
Purpose of contract	General
Contract start date	04/01/2010
Contract end date	

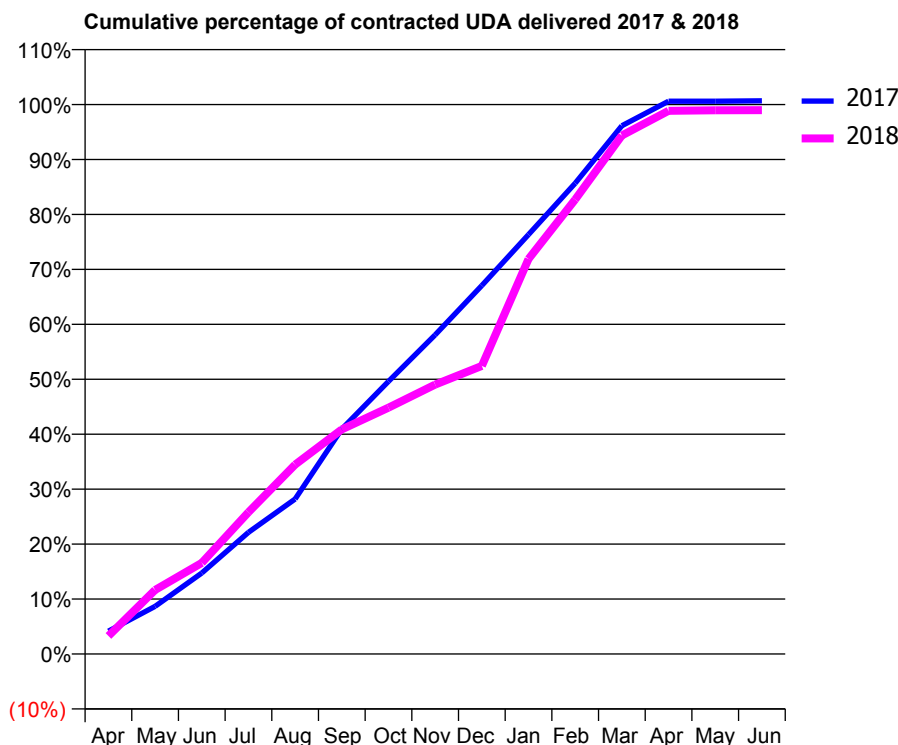
17/18 Contracted general activity (UDA)	16,000
Carry forward general activity (UDA)	-107
17/18 Contracted orthodontic activity (UOA)	0
Carry forward orthodontic activity (UOA)	0
Baseline contract value	£358,490.84

ACCESS*

Patients seen in 24 months	Total	Change since previous quarter
Quarter ending March 2017	5,339	
Quarter ending June 2017	5,279	↓
Quarter ending September 2017	5,163	↓
Quarter ending December 2017	5,334	↑
Quarter ending March 2018	5,895	↑
Variance since March 2017	10.4%	↑



ACTIVITY



Month	Adjusted Scheduled Activity (UDA)	
	2017	2018
April	666	527
May	1,388	1,865
June	2,357	2,653
July	3,542	4,130
August	4,514	5,514
September	6,552	6,540
October	7,939	7,174
November	9,294	7,845
December	10,728	8,390
January	12,211	11,503
February	13,707	13,234
March	15,382	15,100
April	16,094	15,818
May	16,096	15,834
June	16,107	15,835

QUALITY

	Quantity	Base Number	Contract	AT	Region	England
% of FP17s for the same patient ID Re-attending within 3 months - Children	90	2,007	4.5%	11.7%	11.5%	11.9%
% of FP17s for the same patient ID Re-attending within 3 months - Adults	685	6,239	11.0%	16.6%	15.9%	16.0%
% of FP17s for the same patient ID Re-attending between 3 & 9 months - Children	1,283	2,007	63.9%	55.4%	60.6%	58.3%
% of FP17s for the same patient ID Re-attending between 3 & 9 months - Adults	3,189	6,239	51.1%	48.4%	51.6%	50.3%
% of FP17s for Band 1 Urgent Courses	959	8,275	11.6%	10.5%	9.5%	9.1%
% of FP17s Relating to Free Repair or Replacements	69	8,275	0.8%	0.6%	0.7%	0.8%
% of FP17s Relating to Continuations	38	8,275	0.5%	0.8%	1.0%	1.0%
% of Patients satisfied with the dentistry they have received	3	4	N/A	91.2%	92.0%	91.5%
% of Patients satisfied with the time they had to wait for an appointment	3	4	N/A	87.2%	88.1%	87.9%

* This is based on patients treated on this contract for their most recent course of treatment. Figures in italics indicate the base number of FP17s or Patient Questionnaire responses are less than 100. N/A is shown where the base number of responses is less than 10 during the period. % is calculated as Quantity/Base number*100

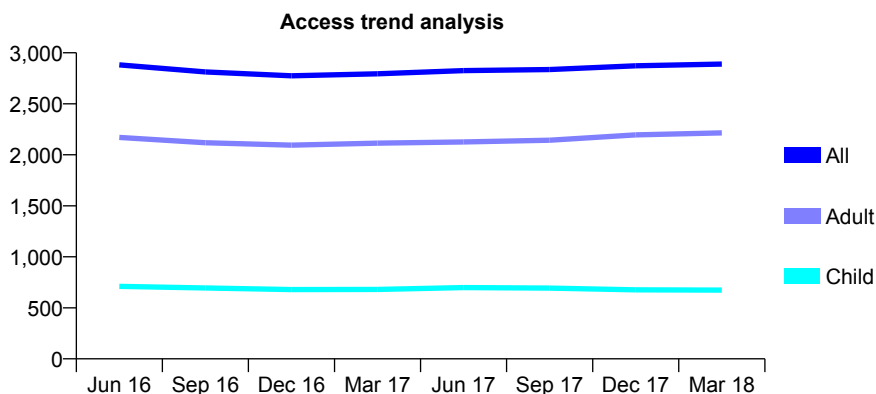
Q67 - Vital Signs At a Glance Contract Report for 153036/0001 - Year end March 2018

Name or company name	Lydd Dental Care
Contract type name	GDS Contract
Purpose of contract	General
Contract start date	17/03/2014
Contract end date	

17/18 Contracted general activity (UDA)	10,302
Carry forward general activity (UDA)	-64
17/18 Contracted orthodontic activity (UOA)	0
Carry forward orthodontic activity (UOA)	0
Baseline contract value	£231,931.84

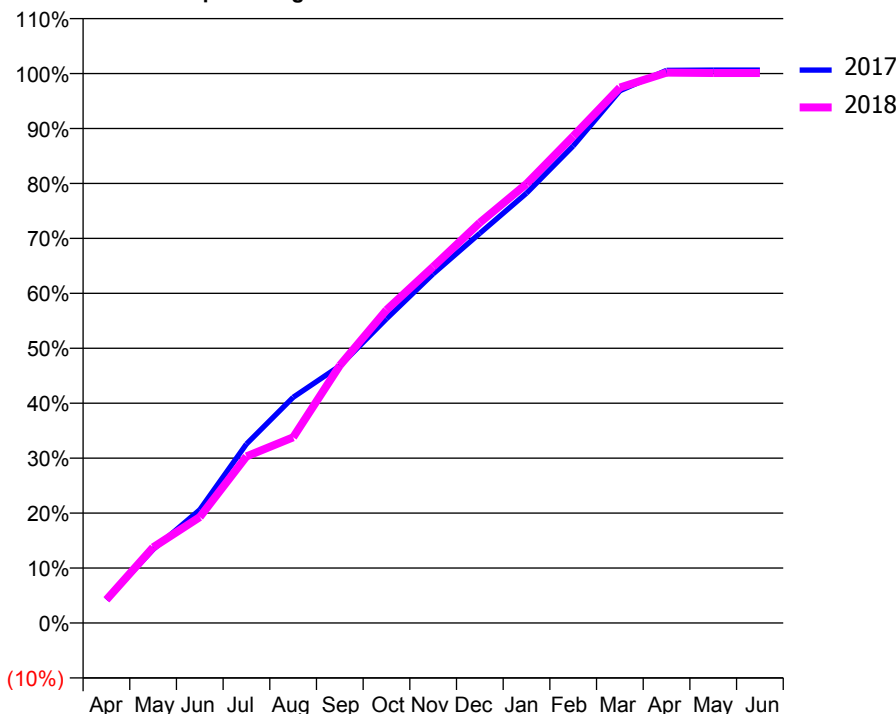
ACCESS*

Patients seen in 24 months	Total	Change since previous quarter
Quarter ending March 2017	2,794	
Quarter ending June 2017	2,825	→
Quarter ending September 2017	2,836	→
Quarter ending December 2017	2,873	→
Quarter ending March 2018	2,889	→
Variance since March 2017	3.4%	↑



ACTIVITY

Cumulative percentage of contracted UDA delivered 2017 & 2018



Month	Adjusted Scheduled Activity (UDA)	
	2017	2018
April	431	437
May	1,366	1,418
June	2,102	1,987
July	3,324	3,124
August	4,190	3,481
September	4,774	4,828
October	5,647	5,868
November	6,482	6,679
December	7,236	7,507
January	7,980	8,234
February	8,857	9,127
March	9,881	10,039
April	10,260	10,319
May	10,265	10,310
June	10,266	10,310

QUALITY

	Quantity	Base Number	Contract	AT	Region	England
% of FP17s for the same patient ID Re-attending within 3 months - Children	84	1,153	7.3%	11.7%	11.5%	11.9%
% of FP17s for the same patient ID Re-attending within 3 months - Adults	456	3,531	12.9%	16.6%	15.9%	16.0%
% of FP17s for the same patient ID Re-attending between 3 & 9 months - Children	811	1,153	70.3%	55.4%	60.6%	58.3%
% of FP17s for the same patient ID Re-attending between 3 & 9 months - Adults	2,246	3,531	63.6%	48.4%	51.6%	50.3%
% of FP17s for Band 1 Urgent Courses	335	4,494	7.5%	10.5%	9.5%	9.1%
% of FP17s Relating to Free Repair or Replacements	40	4,494	0.9%	0.6%	0.7%	0.8%
% of FP17s Relating to Continuations	21	4,494	0.5%	0.8%	1.0%	1.0%
% of Patients satisfied with the dentistry they have received	3	3	N/A	91.2%	92.0%	91.5%
% of Patients satisfied with the time they had to wait for an appointment	3	3	N/A	87.2%	88.1%	87.9%

* This is based on patients treated on this contract for their most recent course of treatment. Figures in italics indicate the base number of FP17s or Patient Questionnaire responses are less than 100. N/A is shown where the base number of responses is less than 10 during the period. % is calculated as Quantity/Base number*100

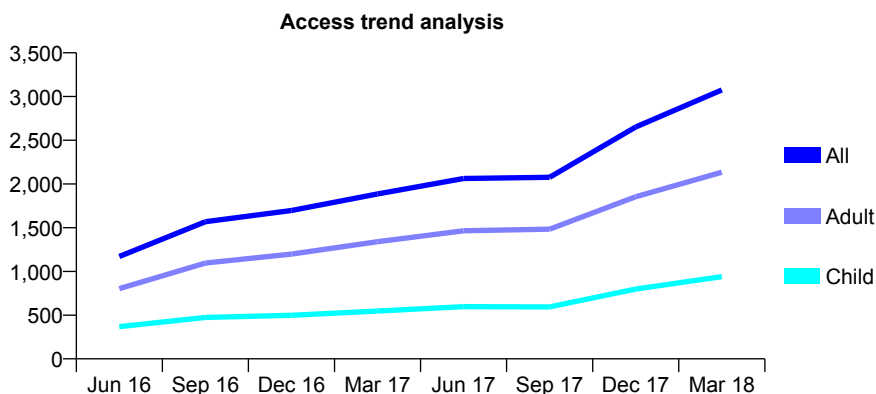
Q67 - Vital Signs At a Glance Contract Report for 153702/0001 - Year end March 2018

Name or company name	MR R TRIVEDI
Contract type name	GDS Contract
Purpose of contract	General
Contract start date	31/01/2016
Contract end date	

17/18 Contracted general activity (UDA)	8,247
Carry forward general activity (UDA)	0
17/18 Contracted orthodontic activity (UOA)	0
Carry forward orthodontic activity (UOA)	0
Baseline contract value	£274,697.95

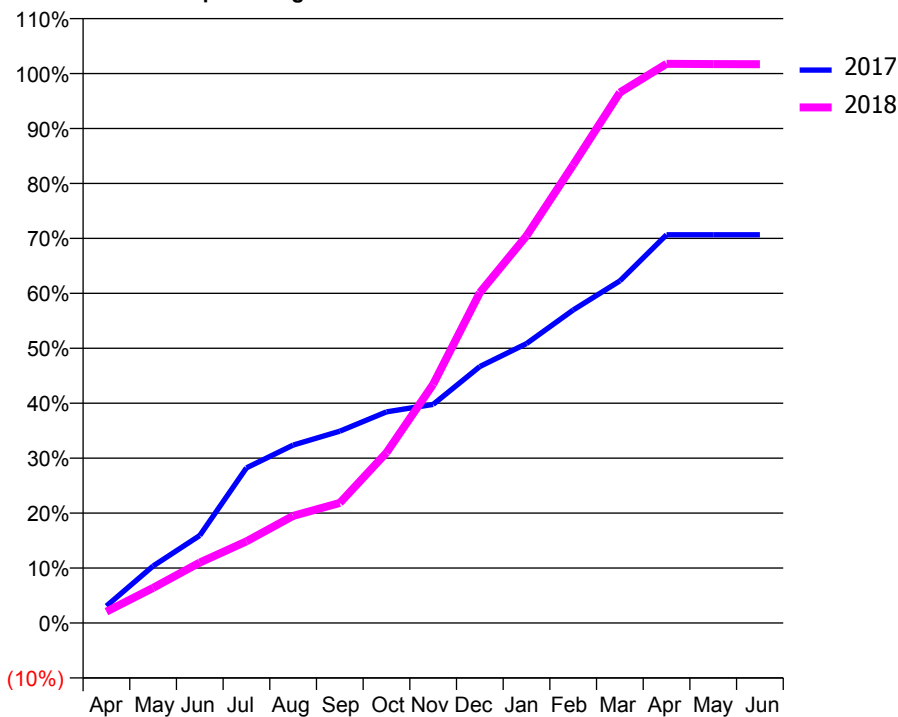
ACCESS*

Patients seen in 24 months	Total	Change since previous quarter
Quarter ending March 2017	1,885	
Quarter ending June 2017	2,062	↑
Quarter ending September 2017	2,077	→
Quarter ending December 2017	2,652	↑
Quarter ending March 2018	3,075	↑
Variance since March 2017	63.1%	↑



ACTIVITY

Cumulative percentage of contracted UDA delivered 2017 & 2018



Month	Adjusted Scheduled Activity (UDA)	
	2017	2018
April	254	171
May	855	528
June	1,313	908
July	2,328	1,226
August	2,671	1,608
September	2,878	1,802
October	3,168	2,557
November	3,282	3,583
December	3,850	4,957
January	4,194	5,811
February	4,697	6,875
March	5,135	7,962
April	5,827	8,392
May	5,827	8,389
June	5,827	8,387

QUALITY

	Quantity	Base Number	Contract	AT	Region	England
% of FP17s for the same patient ID Re-attending within 3 months - Children	89	1,384	6.4%	11.7%	11.5%	11.9%
% of FP17s for the same patient ID Re-attending within 3 months - Adults	452	3,038	14.9%	16.6%	15.9%	16.0%
% of FP17s for the same patient ID Re-attending between 3 & 9 months - Children	481	1,384	34.8%	55.4%	60.6%	58.3%
% of FP17s for the same patient ID Re-attending between 3 & 9 months - Adults	1,011	3,038	33.3%	48.4%	51.6%	50.3%
% of FP17s for Band 1 Urgent Courses	571	4,218	13.5%	10.5%	9.5%	9.1%
% of FP17s Relating to Free Repair or Replacements	10	4,218	0.2%	0.6%	0.7%	0.8%
% of FP17s Relating to Continuations	53	4,218	1.3%	0.8%	1.0%	1.0%
% of Patients satisfied with the dentistry they have received	4	5	N/A	91.2%	92.0%	91.5%
% of Patients satisfied with the time they had to wait for an appointment	1	5	N/A	87.2%	88.1%	87.9%

* This is based on patients treated on this contract for their most recent course of treatment. Figures in italics indicate the base number of FP17s or Patient Questionnaire responses are less than 100. N/A is shown where the base number of responses is less than 10 during the period. % is calculated as Quantity/Base number*100

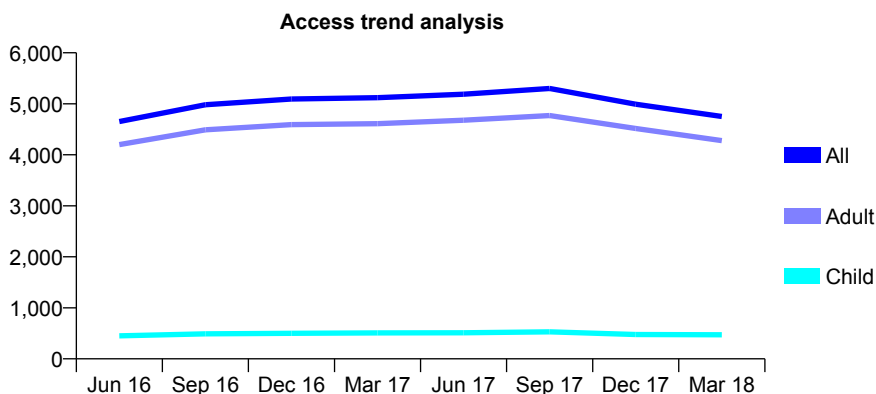
Q67 - Vital Signs At a Glance Contract Report for 154954/0004 - Year end March 2018

Name or company name	Simon Collins
Contract type name	PDS Contract
Purpose of contract	General
Contract start date	01/12/2012
Contract end date	31/03/2019

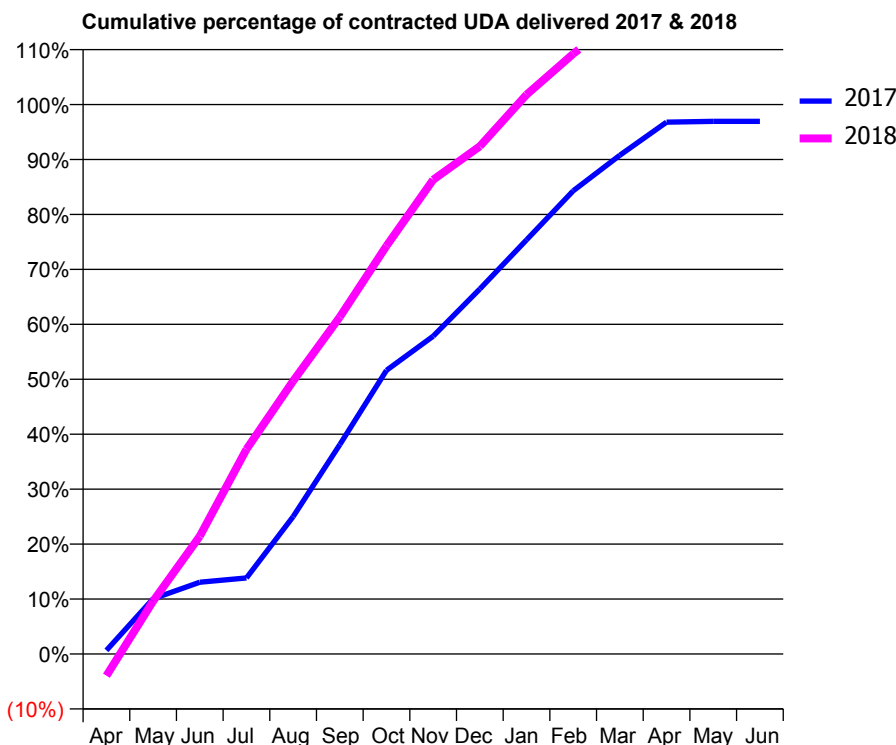
17/18 Contracted general activity (UDA)	6,178
Carry forward general activity (UDA)	289
17/18 Contracted orthodontic activity (UOA)	0
Carry forward orthodontic activity (UOA)	0
Baseline contract value	£345,592.83

ACCESS*

Patients seen in 24 months	Total	Change since previous quarter
Quarter ending March 2017	5,119	
Quarter ending June 2017	5,189	→
Quarter ending September 2017	5,300	↑
Quarter ending December 2017	4,992	↓
Quarter ending March 2018	4,751	↓
Variance since March 2017	(7.2%)	↓



ACTIVITY



Month	Adjusted Scheduled Activity (UDA)	
	2017	2018
April	64	-245
May	950	594
June	1,234	1,325
July	1,307	2,302
August	2,361	3,070
September	3,596	3,790
October	4,872	4,588
November	5,459	5,331
December	6,268	5,708
January	7,113	6,288
February	7,954	6,747
March	8,566	7,160
April	9,135	7,509
May	9,148	7,515
June	9,148	7,515

QUALITY

	Quantity	Base Number	Contract	AT	Region	England
% of FP17s for the same patient ID Re-attending within 3 months - Children	44	1,078	4.1%	11.7%	11.5%	11.9%
% of FP17s for the same patient ID Re-attending within 3 months - Adults	318	5,635	5.6%	16.6%	15.9%	16.0%
% of FP17s for the same patient ID Re-attending between 3 & 9 months - Children	12	1,078	1.1%	55.4%	60.6%	58.3%
% of FP17s for the same patient ID Re-attending between 3 & 9 months - Adults	140	5,635	2.5%	48.4%	51.6%	50.3%
% of FP17s for Band 1 Urgent Courses	6,460	6,522	99.0%	10.5%	9.5%	9.1%
% of FP17s Relating to Free Repair or Replacements	1	6,522	0.0%	0.6%	0.7%	0.8%
% of FP17s Relating to Continuations	0	6,522	0.0%	0.8%	1.0%	1.0%
% of Patients satisfied with the dentistry they have received	0	0	N/A	91.2%	92.0%	91.5%
% of Patients satisfied with the time they had to wait for an appointment	0	0	N/A	87.2%	88.1%	87.9%

* This is based on patients treated on this contract for their most recent course of treatment. Figures in italics indicate the base number of FP17s or Patient Questionnaire responses are less than 100. N/A is shown where the base number of responses is less than 10 during the period. % is calculated as Quantity/Base number*100

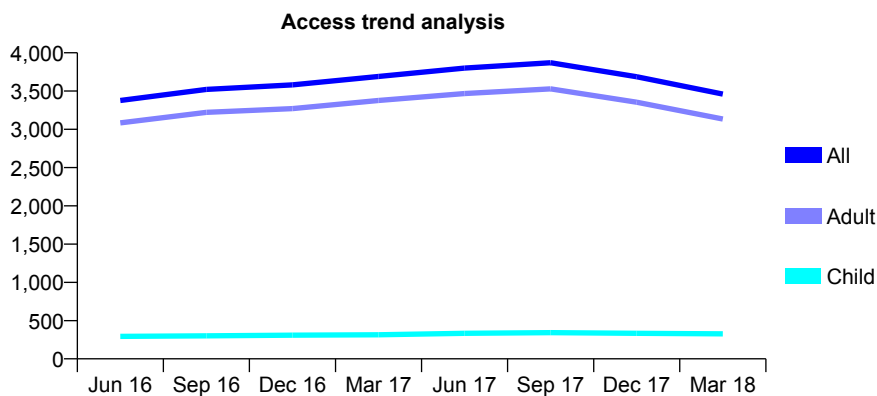
Q67 - Vital Signs At a Glance Contract Report for 154954/0005 - Year end March 2018

Name or company name	Simon Collins
Contract type name	PDS Contract
Purpose of contract	General
Contract start date	01/12/2012
Contract end date	31/03/2019

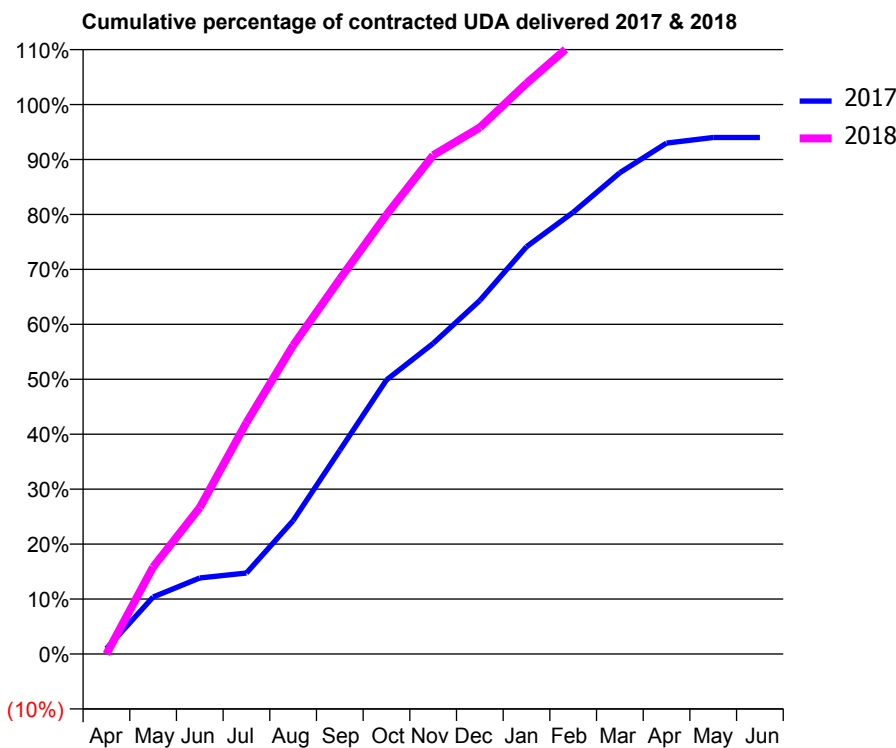
17/18 Contracted general activity (UDA)	4,680
Carry forward general activity (UDA)	0
17/18 Contracted orthodontic activity (UOA)	0
Carry forward orthodontic activity (UOA)	0
Baseline contract value	£258,956.03

ACCESS*

Patients seen in 24 months	Total	Change since previous quarter
Quarter ending March 2017	3,691	
Quarter ending June 2017	3,801	↑
Quarter ending September 2017	3,871	→
Quarter ending December 2017	3,688	↓
Quarter ending March 2018	3,461	↓
Variance since March 2017	(6.2%)	↓



ACTIVITY



Month	Adjusted Scheduled Activity (UDA)	
	2017	2018
April	70	0
May	739	741
June	988	1,247
July	1,052	1,971
August	1,732	2,629
September	2,644	3,193
October	3,557	3,741
November	4,033	4,249
December	4,589	4,484
January	5,288	4,861
February	5,733	5,205
March	6,248	5,459
April	6,632	5,717
May	6,705	5,721
June	6,705	5,721

QUALITY

	Quantity	Base Number	Contract	AT	Region	England
% of FP17s for the same patient ID Re-attending within 3 months - Children	31	692	4.5%	11.7%	11.5%	11.9%
% of FP17s for the same patient ID Re-attending within 3 months - Adults	408	4,249	9.6%	16.6%	15.9%	16.0%
% of FP17s for the same patient ID Re-attending between 3 & 9 months - Children	10	692	1.4%	55.4%	60.6%	58.3%
% of FP17s for the same patient ID Re-attending between 3 & 9 months - Adults	93	4,249	2.2%	48.4%	51.6%	50.3%
% of FP17s for Band 1 Urgent Courses	4,747	4,775	99.4%	10.5%	9.5%	9.1%
% of FP17s Relating to Free Repair or Replacements	0	4,775	0.0%	0.6%	0.7%	0.8%
% of FP17s Relating to Continuations	0	4,775	0.0%	0.8%	1.0%	1.0%
% of Patients satisfied with the dentistry they have received	2	3	N/A	91.2%	92.0%	91.5%
% of Patients satisfied with the time they had to wait for an appointment	3	3	N/A	87.2%	88.1%	87.9%

* This is based on patients treated on this contract for their most recent course of treatment. Figures in italics indicate the base number of FP17s or Patient Questionnaire responses are less than 100. N/A is shown where the base number of responses is less than 10 during the period. % is calculated as Quantity/Base number*100

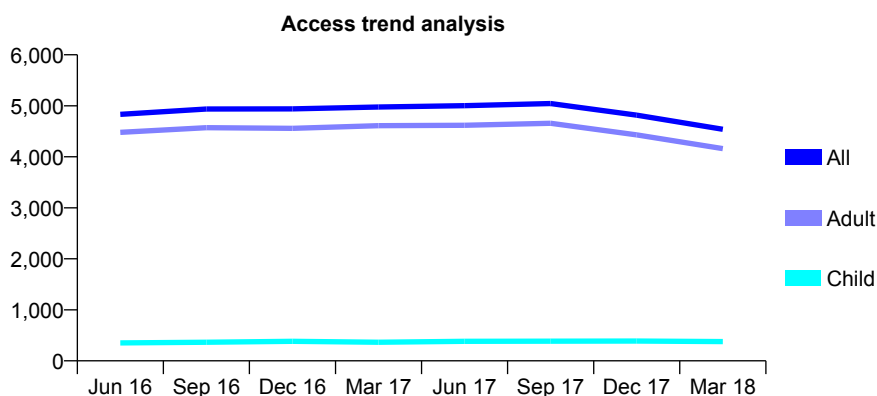
Q67 - Vital Signs At a Glance Contract Report for 154954/0006 - Year end March 2018

Name or company name	Simon Collins
Contract type name	PDS Contract
Purpose of contract	General
Contract start date	01/12/2012
Contract end date	31/03/2019

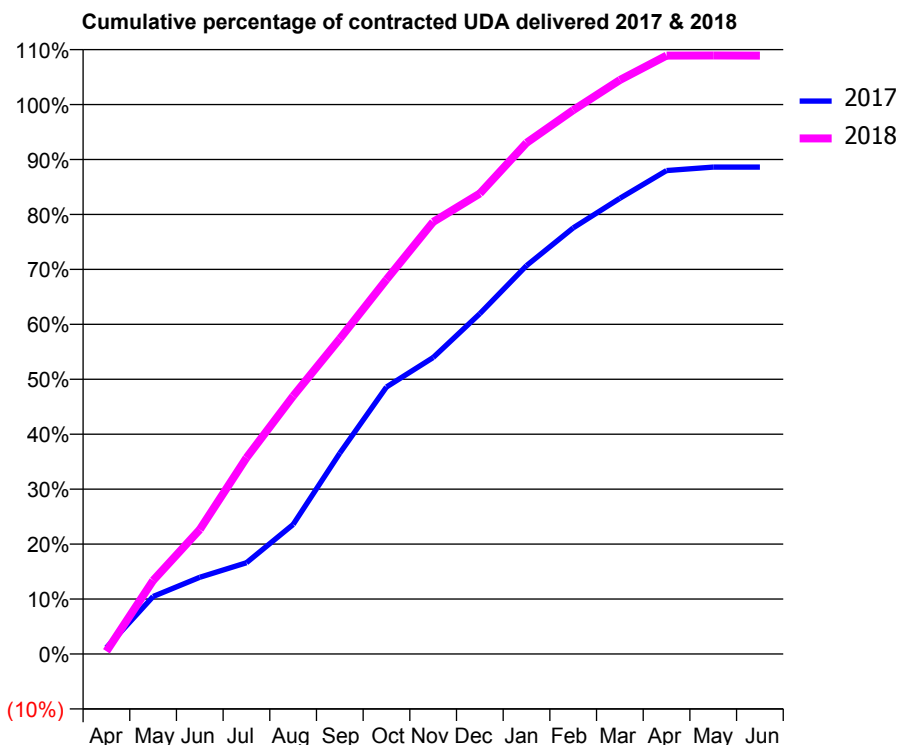
17/18 Contracted general activity (UDA)	7,113
Carry forward general activity (UDA)	0
17/18 Contracted orthodontic activity (UOA)	0
Carry forward orthodontic activity (UOA)	0
Baseline contract value	£368,085.70

ACCESS*

Patients seen in 24 months	Total	Change since previous quarter
Quarter ending March 2017	4,976	
Quarter ending June 2017	5,002	→
Quarter ending September 2017	5,044	→
Quarter ending December 2017	4,817	↓
Quarter ending March 2018	4,539	↓
Variance since March 2017	(8.8%)	↓



ACTIVITY



Month	Adjusted Scheduled Activity (UDA)	
	2017	2018
April	118	35
May	1,061	952
June	1,417	1,611
July	1,685	2,539
August	2,390	3,340
September	3,705	4,081
October	4,927	4,848
November	5,472	5,593
December	6,279	5,961
January	7,166	6,617
February	7,863	7,040
March	8,408	7,430
April	8,920	7,746
May	8,984	7,747
June	8,984	7,746

QUALITY

	Quantity	Base Number	Contract	AT	Region	England
% of FP17s for the same patient ID Re-attending within 3 months - Children	30	878	3.4%	11.7%	11.5%	11.9%
% of FP17s for the same patient ID Re-attending within 3 months - Adults	255	5,825	4.4%	16.6%	15.9%	16.0%
% of FP17s for the same patient ID Re-attending between 3 & 9 months - Children	10	878	1.1%	55.4%	60.6%	58.3%
% of FP17s for the same patient ID Re-attending between 3 & 9 months - Adults	138	5,825	2.4%	48.4%	51.6%	50.3%
% of FP17s for Band 1 Urgent Courses	6,398	6,476	98.8%	10.5%	9.5%	9.1%
% of FP17s Relating to Free Repair or Replacements	6	6,476	0.1%	0.6%	0.7%	0.8%
% of FP17s Relating to Continuations	0	6,476	0.0%	0.8%	1.0%	1.0%
% of Patients satisfied with the dentistry they have received	0	0	N/A	91.2%	92.0%	91.5%
% of Patients satisfied with the time they had to wait for an appointment	0	0	N/A	87.2%	88.1%	87.9%

* This is based on patients treated on this contract for their most recent course of treatment. Figures in italics indicate the base number of FP17s or Patient Questionnaire responses are less than 100. N/A is shown where the base number of responses is less than 10 during the period. % is calculated as Quantity/Base number*100

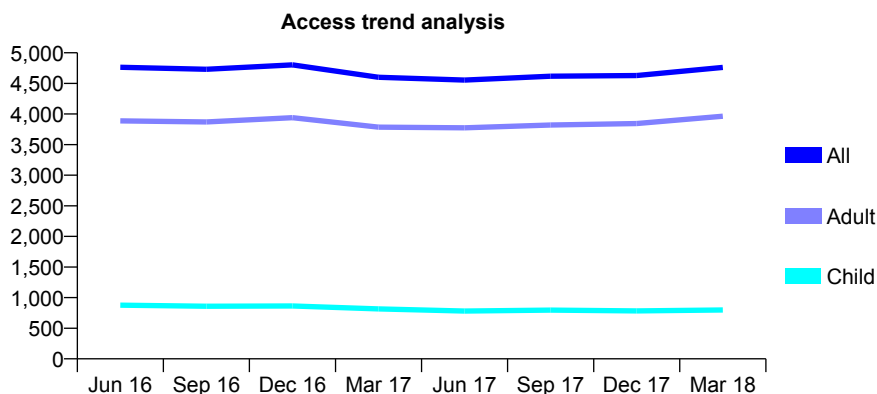
Q67 - Vital Signs At a Glance Contract Report for 156485/0001 - Year end March 2018

Name or company name	Anele De Novo Dental Practice
Contract type name	GDS Contract
Purpose of contract	General
Contract start date	26/11/2013
Contract end date	

17/18 Contracted general activity (UDA)	14,286
Carry forward general activity (UDA)	0
17/18 Contracted orthodontic activity (UOA)	0
Carry forward orthodontic activity (UOA)	0
Baseline contract value	£394,564.62

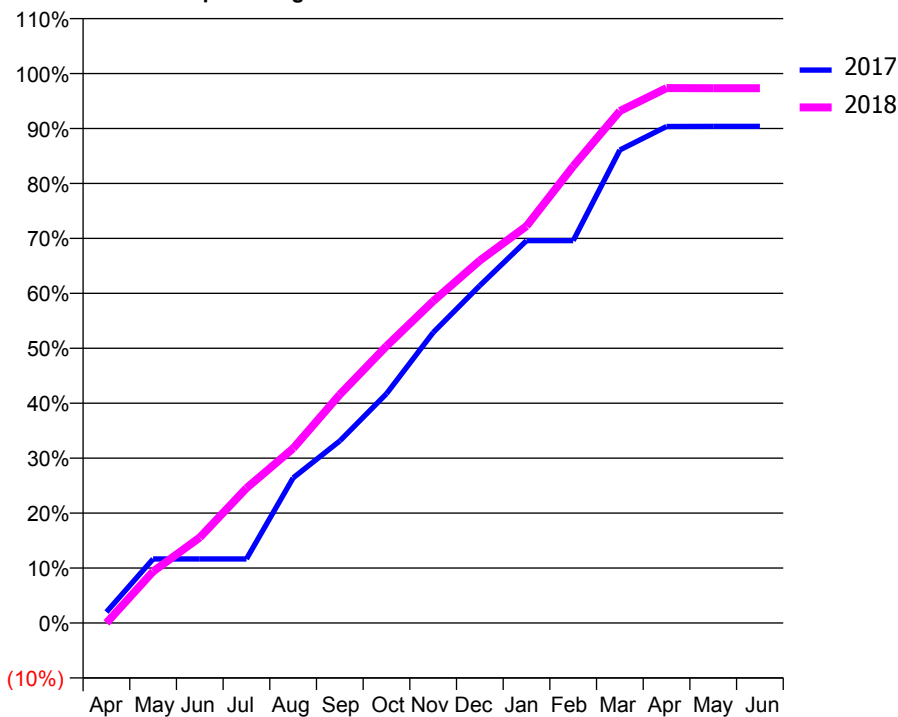
ACCESS*

Patients seen in 24 months	Total	Change since previous quarter
Quarter ending March 2017	4,601	
Quarter ending June 2017	4,555	→
Quarter ending September 2017	4,618	→
Quarter ending December 2017	4,629	→
Quarter ending March 2018	4,761	↑
Variance since March 2017	3.5%	↑



ACTIVITY

Cumulative percentage of contracted UDA delivered 2017 & 2018



Month	Adjusted Scheduled Activity (UDA)	
	2017	2018
April	276	0
May	1,608	1,339
June	1,608	2,224
July	1,608	3,507
August	3,641	4,538
September	4,567	5,939
October	5,753	7,198
November	7,287	8,366
December	8,466	9,423
January	9,592	10,319
February	9,592	11,875
March	11,867	13,310
April	12,458	13,906
May	12,461	13,905
June	12,461	13,905

QUALITY

	Quantity	Base Number	Contract	AT	Region	England
% of FP17s for the same patient ID Re-attending within 3 months - Children	79	1,119	7.1%	11.7%	11.5%	11.9%
% of FP17s for the same patient ID Re-attending within 3 months - Adults	861	5,954	14.5%	16.6%	15.9%	16.0%
% of FP17s for the same patient ID Re-attending between 3 & 9 months - Children	579	1,119	51.7%	55.4%	60.6%	58.3%
% of FP17s for the same patient ID Re-attending between 3 & 9 months - Adults	3,404	5,954	57.2%	48.4%	51.6%	50.3%
% of FP17s for Band 1 Urgent Courses	471	7,017	6.7%	10.5%	9.5%	9.1%
% of FP17s Relating to Free Repair or Replacements	90	7,017	1.3%	0.6%	0.7%	0.8%
% of FP17s Relating to Continuations	121	7,017	1.7%	0.8%	1.0%	1.0%
% of Patients satisfied with the dentistry they have received	9	11	81.8%	91.2%	92.0%	91.5%
% of Patients satisfied with the time they had to wait for an appointment	9	11	81.8%	87.2%	88.1%	87.9%

* This is based on patients treated on this contract for their most recent course of treatment. Figures in italics indicate the base number of FP17s or Patient Questionnaire responses are less than 100. N/A is shown where the base number of responses is less than 10 during the period. % is calculated as Quantity/Base number*100

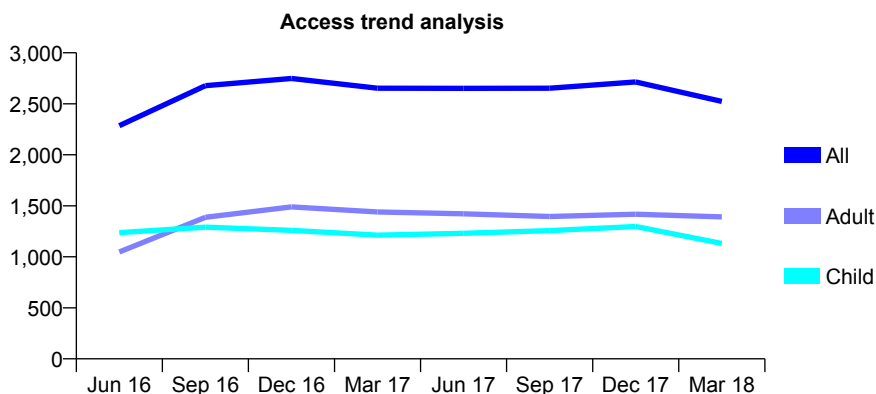
Q67 - Vital Signs At a Glance Contract Report for 157112/0001 - Year end March 2018

Name or company name	Snodland Dental Care
Contract type name	GDS Contract
Purpose of contract	General
Contract start date	12/03/2014
Contract end date	

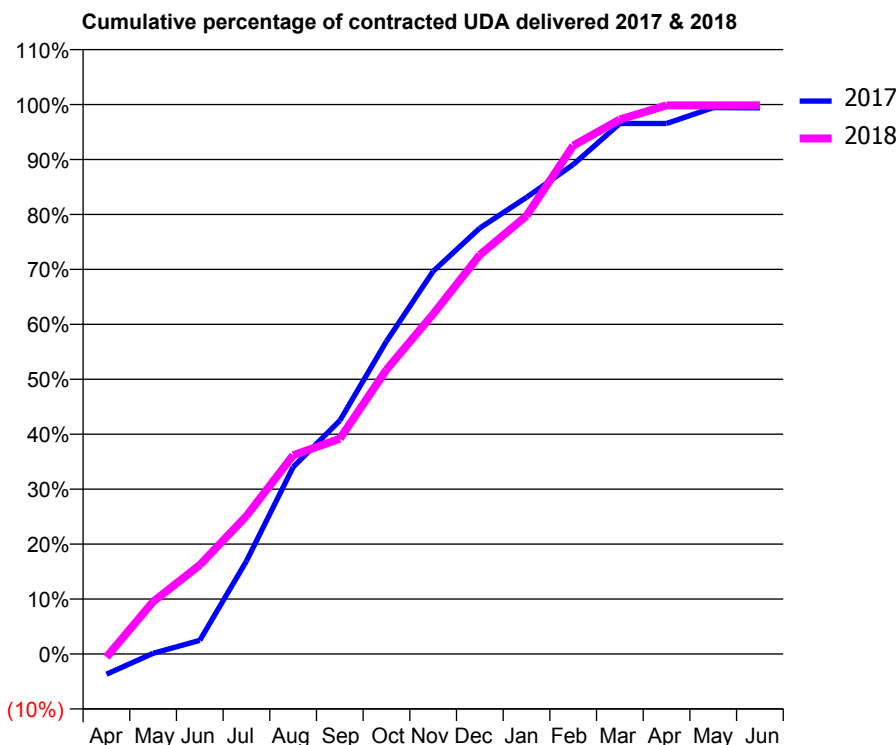
17/18 Contracted general activity (UDA)	6,044
Carry forward general activity (UDA)	36
17/18 Contracted orthodontic activity (UOA)	0
Carry forward orthodontic activity (UOA)	0
Baseline contract value	£170,152.89

ACCESS*

Patients seen in 24 months	Total	Change since previous quarter
Quarter ending March 2017	2,653	
Quarter ending June 2017	2,652	→
Quarter ending September 2017	2,653	→
Quarter ending December 2017	2,715	↑
Quarter ending March 2018	2,524	↓
Variance since March 2017	(4.9%)	↓



ACTIVITY



Month	Adjusted Scheduled Activity (UDA)	
	2017	2018
April	-224	-36
May	9	576
June	150	979
July	1,023	1,519
August	2,056	2,186
September	2,567	2,368
October	3,440	3,128
November	4,210	3,739
December	4,686	4,390
January	5,023	4,820
February	5,384	5,592
March	5,835	5,879
April	5,835	6,035
May	6,009	6,035
June	6,007	6,035

QUALITY

	Quantity	Base Number	Contract	AT	Region	England
% of FP17s for the same patient ID Re-attending within 3 months - Children	45	1,305	3.4%	11.7%	11.5%	11.9%
% of FP17s for the same patient ID Re-attending within 3 months - Adults	146	1,145	12.8%	16.6%	15.9%	16.0%
% of FP17s for the same patient ID Re-attending between 3 & 9 months - Children	456	1,305	34.9%	55.4%	60.6%	58.3%
% of FP17s for the same patient ID Re-attending between 3 & 9 months - Adults	340	1,145	29.7%	48.4%	51.6%	50.3%
% of FP17s for Band 1 Urgent Courses	160	2,389	6.7%	10.5%	9.5%	9.1%
% of FP17s Relating to Free Repair or Replacements	0	2,389	0.0%	0.6%	0.7%	0.8%
% of FP17s Relating to Continuations	16	2,389	0.7%	0.8%	1.0%	1.0%
% of Patients satisfied with the dentistry they have received	3	3	N/A	91.2%	92.0%	91.5%
% of Patients satisfied with the time they had to wait for an appointment	3	3	N/A	87.2%	88.1%	87.9%

* This is based on patients treated on this contract for their most recent course of treatment. Figures in italics indicate the base number of FP17s or Patient Questionnaire responses are less than 100. N/A is shown where the base number of responses is less than 10 during the period. % is calculated as Quantity/Base number*100

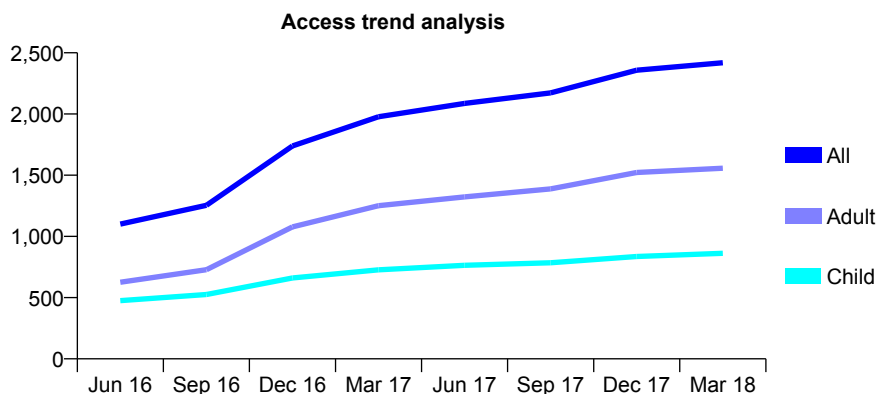
Q67 - Vital Signs At a Glance Contract Report for 157295/0001 - Year end March 2018

Name or company name	Dental Beauty Partnership
Contract type name	GDS Contract
Purpose of contract	General
Contract start date	05/11/2015
Contract end date	

17/18 Contracted general activity (UDA)	8,704
Carry forward general activity (UDA)	-3
17/18 Contracted orthodontic activity (UOA)	0
Carry forward orthodontic activity (UOA)	0
Baseline contract value	£275,117.08

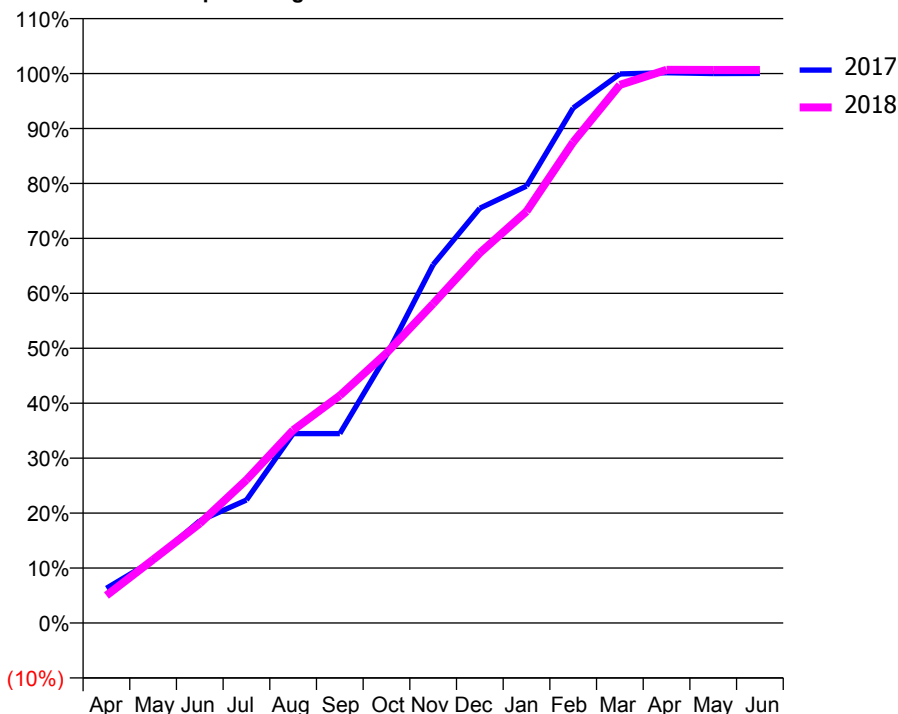
ACCESS*

Patients seen in 24 months	Total	Change since previous quarter
Quarter ending March 2017	1,978	
Quarter ending June 2017	2,087	↑
Quarter ending September 2017	2,173	↑
Quarter ending December 2017	2,358	↑
Quarter ending March 2018	2,419	↑
Variance since March 2017	22.3%	↑



ACTIVITY

Cumulative percentage of contracted UDA delivered 2017 & 2018



Month	Adjusted Scheduled Activity (UDA)	
	2017	2018
April	550	436
May	991	1,004
June	1,619	1,578
July	1,949	2,268
August	3,001	3,055
September	3,001	3,601
October	4,241	4,277
November	5,677	5,058
December	6,570	5,862
January	6,921	6,520
February	8,159	7,617
March	8,696	8,524
April	8,715	8,762
May	8,703	8,761
June	8,706	8,761

QUALITY

	Quantity	Base Number	Contract	AT	Region	England
% of FP17s for the same patient ID Re-attending within 3 months - Children	131	1,016	12.9%	11.7%	11.5%	11.9%
% of FP17s for the same patient ID Re-attending within 3 months - Adults	400	1,658	24.1%	16.6%	15.9%	16.0%
% of FP17s for the same patient ID Re-attending between 3 & 9 months - Children	308	1,016	30.3%	55.4%	60.6%	58.3%
% of FP17s for the same patient ID Re-attending between 3 & 9 months - Adults	344	1,658	20.7%	48.4%	51.6%	50.3%
% of FP17s for Band 1 Urgent Courses	440	2,352	18.7%	10.5%	9.5%	9.1%
% of FP17s Relating to Free Repair or Replacements	4	2,352	0.2%	0.6%	0.7%	0.8%
% of FP17s Relating to Continuations	9	2,352	0.4%	0.8%	1.0%	1.0%
% of Patients satisfied with the dentistry they have received	3	4	N/A	91.2%	92.0%	91.5%
% of Patients satisfied with the time they had to wait for an appointment	2	4	N/A	87.2%	88.1%	87.9%

* This is based on patients treated on this contract for their most recent course of treatment. Figures in italics indicate the base number of FP17s or Patient Questionnaire responses are less than 100. N/A is shown where the base number of responses is less than 10 during the period. % is calculated as Quantity/Base number*100

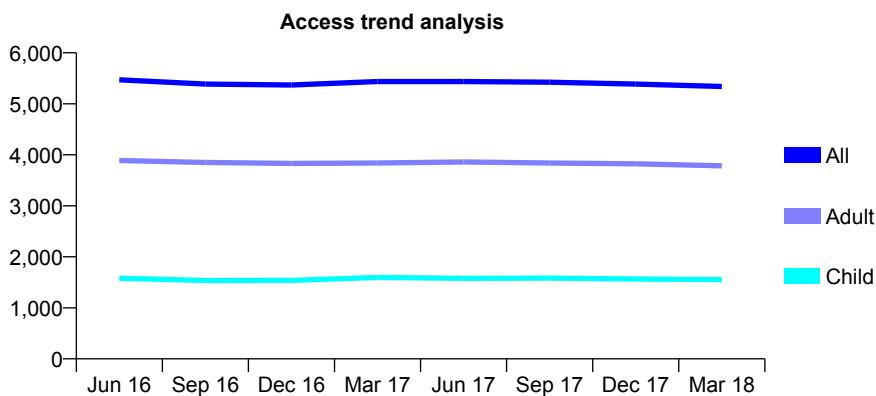
Q67 - Vital Signs At a Glance Contract Report for 159867/0001 - Year end March 2018

Name or company name	Mr Ransley Morenas
Contract type name	GDS Contract
Purpose of contract	General
Contract start date	01/07/2012
Contract end date	

17/18 Contracted general activity (UDA)	14,090
Carry forward general activity (UDA)	39
17/18 Contracted orthodontic activity (UOA)	0
Carry forward orthodontic activity (UOA)	0
Baseline contract value	£381,943.54

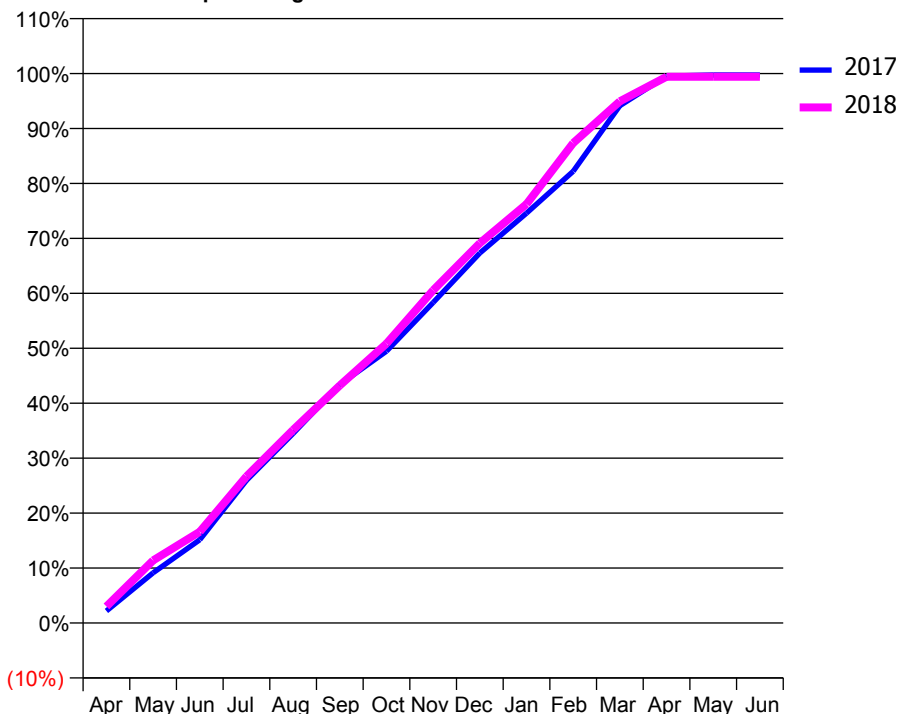
ACCESS*

Patients seen in 24 months	Total	Change since previous quarter
Quarter ending March 2017	5,436	
Quarter ending June 2017	5,437	→
Quarter ending September 2017	5,423	→
Quarter ending December 2017	5,388	→
Quarter ending March 2018	5,340	→
Variance since March 2017	(1.8%)	↓



ACTIVITY

Cumulative percentage of contracted UDA delivered 2017 & 2018



Month	Adjusted Scheduled Activity (UDA)	
	2017	2018
April	309	427
May	1,286	1,607
June	2,134	2,341
July	3,657	3,760
August	4,860	4,952
September	6,114	6,092
October	6,970	7,165
November	8,219	8,532
December	9,486	9,741
January	10,510	10,742
February	11,582	12,306
March	13,264	13,378
April	14,025	14,007
May	14,051	14,008
June	14,051	14,008

QUALITY

	Quantity	Base Number	Contract	AT	Region	England
% of FP17s for the same patient ID Re-attending within 3 months - Children	154	2,542	6.1%	11.7%	11.5%	11.9%
% of FP17s for the same patient ID Re-attending within 3 months - Adults	912	5,457	16.7%	16.6%	15.9%	16.0%
% of FP17s for the same patient ID Re-attending between 3 & 9 months - Children	1,625	2,542	63.9%	55.4%	60.6%	58.3%
% of FP17s for the same patient ID Re-attending between 3 & 9 months - Adults	2,883	5,457	52.8%	48.4%	51.6%	50.3%
% of FP17s for Band 1 Urgent Courses	674	7,599	8.9%	10.5%	9.5%	9.1%
% of FP17s Relating to Free Repair or Replacements	86	7,599	1.1%	0.6%	0.7%	0.8%
% of FP17s Relating to Continuations	159	7,599	2.1%	0.8%	1.0%	1.0%
% of Patients satisfied with the dentistry they have received	6	6	N/A	91.2%	92.0%	91.5%
% of Patients satisfied with the time they had to wait for an appointment	6	6	N/A	87.2%	88.1%	87.9%

* This is based on patients treated on this contract for their most recent course of treatment. Figures in italics indicate the base number of FP17s or Patient Questionnaire responses are less than 100. N/A is shown where the base number of responses is less than 10 during the period. % is calculated as Quantity/Base number*100

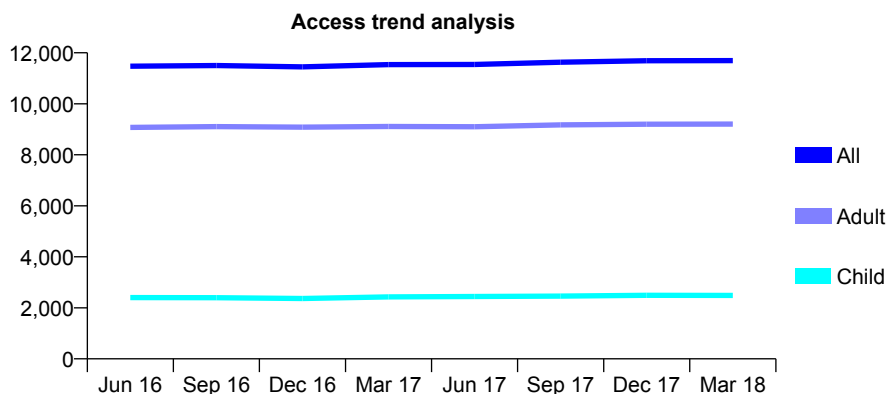
Q67 - Vital Signs At a Glance Contract Report for 164763/0001 - Year end March 2018

Name or company name	Mazdak Eyrumlu and Azad Eyrumlu
Contract type name	GDS Contract
Purpose of contract	General
Contract start date	01/04/2013
Contract end date	

17/18 Contracted general activity (UDA)	34,341
Carry forward general activity (UDA)	-400
17/18 Contracted orthodontic activity (UOA)	0
Carry forward orthodontic activity (UOA)	0
Baseline contract value	£808,092.54

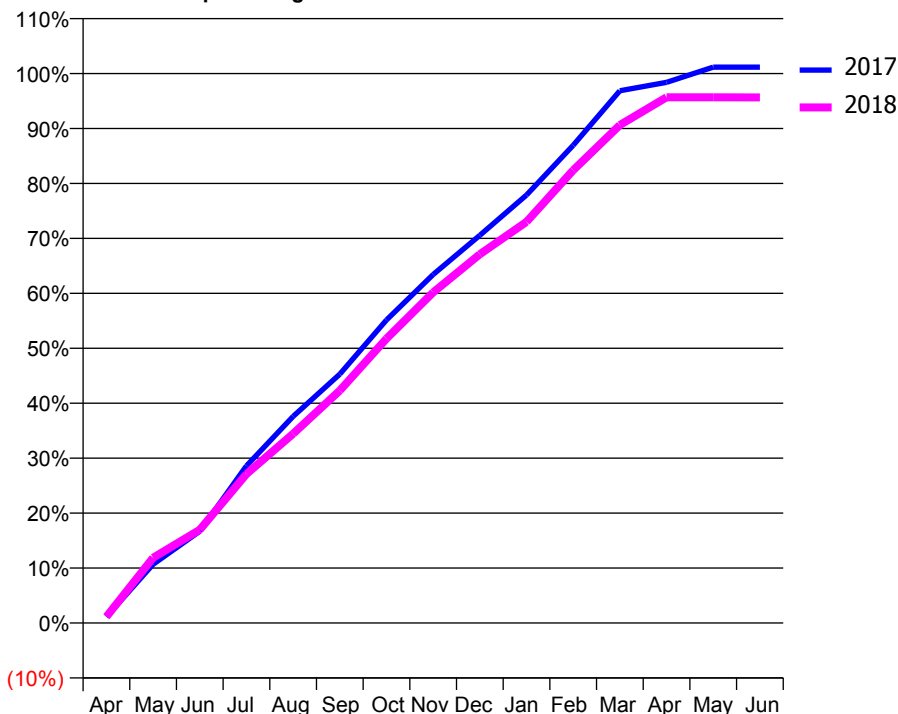
ACCESS*

Patients seen in 24 months	Total	Change since previous quarter
Quarter ending March 2017	11,537	
Quarter ending June 2017	11,545	→
Quarter ending September 2017	11,633	→
Quarter ending December 2017	11,689	→
Quarter ending March 2018	11,693	→
Variance since March 2017	1.4%	→



ACTIVITY

Cumulative percentage of contracted UDA delivered 2017 & 2018



Month	Adjusted Scheduled Activity (UDA)	
	2017	2018
April	388	400
May	3,669	4,082
June	5,734	5,830
July	9,818	9,311
August	12,909	11,830
September	15,558	14,532
October	18,937	17,768
November	21,779	20,665
December	24,230	23,050
January	26,743	25,070
February	29,855	28,299
March	33,266	31,123
April	33,788	32,857
May	34,741	32,857
June	34,740	32,845

QUALITY

	Quantity	Base Number	Contract	AT	Region	England
% of FP17s for the same patient ID Re-attending within 3 months - Children	192	3,640	5.3%	11.7%	11.5%	11.9%
% of FP17s for the same patient ID Re-attending within 3 months - Adults	1,811	13,480	13.4%	16.6%	15.9%	16.0%
% of FP17s for the same patient ID Re-attending between 3 & 9 months - Children	2,426	3,640	66.6%	55.4%	60.6%	58.3%
% of FP17s for the same patient ID Re-attending between 3 & 9 months - Adults	8,306	13,480	61.6%	48.4%	51.6%	50.3%
% of FP17s for Band 1 Urgent Courses	1,683	17,101	9.8%	10.5%	9.5%	9.1%
% of FP17s Relating to Free Repair or Replacements	67	17,101	0.4%	0.6%	0.7%	0.8%
% of FP17s Relating to Continuations	188	17,101	1.1%	0.8%	1.0%	1.0%
% of Patients satisfied with the dentistry they have received	19	19	100.0%	91.2%	92.0%	91.5%
% of Patients satisfied with the time they had to wait for an appointment	18	19	94.7%	87.2%	88.1%	87.9%

* This is based on patients treated on this contract for their most recent course of treatment. Figures in italics indicate the base number of FP17s or Patient Questionnaire responses are less than 100. N/A is shown where the base number of responses is less than 10 during the period. % is calculated as Quantity/Base number*100

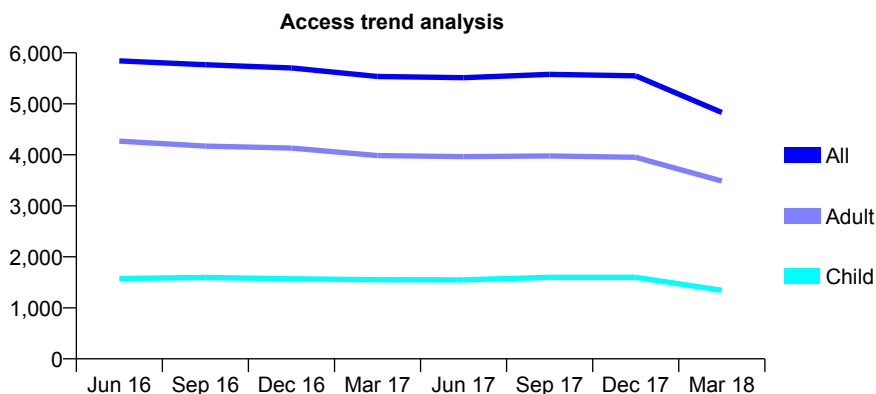
Q67 - Vital Signs At a Glance Contract Report for 164763/0002 - Year end March 2018

Name or company name	Mazdak Eyrumlu and Azad Eyrumlu
Contract type name	GDS Contract
Purpose of contract	General
Contract start date	05/05/2014
Contract end date	

17/18 Contracted general activity (UDA)	19,780
Carry forward general activity (UDA)	-332
17/18 Contracted orthodontic activity (UOA)	0
Carry forward orthodontic activity (UOA)	0
Baseline contract value	£489,142.18

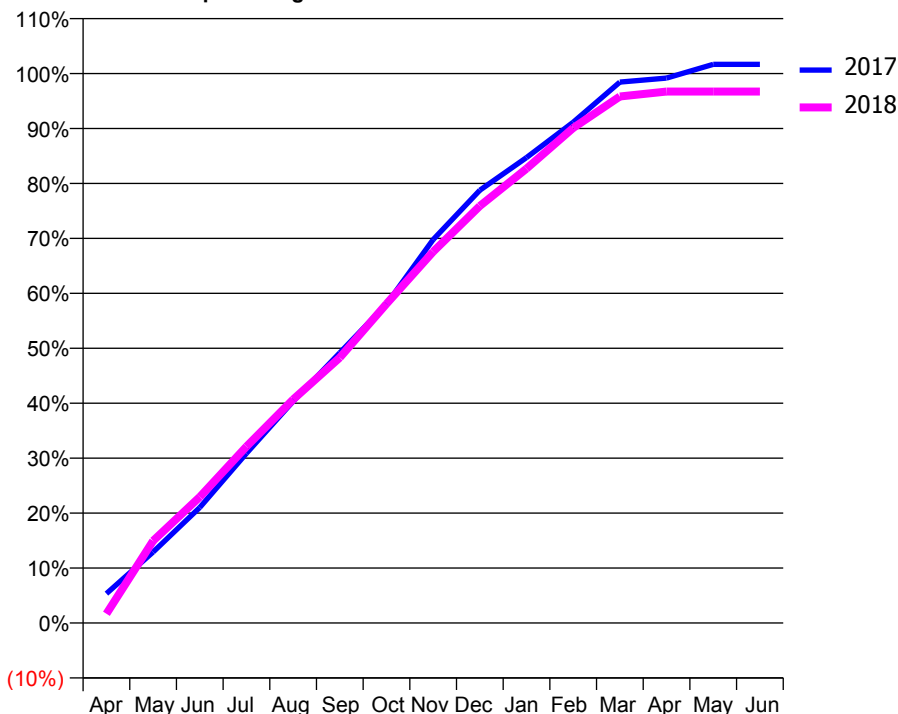
ACCESS*

Patients seen in 24 months	Total	Change since previous quarter
Quarter ending March 2017	5,537	
Quarter ending June 2017	5,513	→
Quarter ending September 2017	5,577	→
Quarter ending December 2017	5,550	→
Quarter ending March 2018	4,830	↓
Variance since March 2017	(12.8%)	↓



ACTIVITY

Cumulative percentage of contracted UDA delivered 2017 & 2018



Adjusted Scheduled Activity (UDA)

Month	2017	2018
April	1,060	332
May	2,556	2,959
June	4,158	4,536
July	6,110	6,355
August	7,978	8,048
September	9,727	9,554
October	11,478	11,491
November	13,805	13,367
December	15,580	15,011
January	16,756	16,357
February	18,028	17,818
March	19,472	18,953
April	19,614	19,129
May	20,112	19,129
June	20,112	19,129

QUALITY

	Quantity	Base Number	Contract	AT	Region	England
% of FP17s for the same patient ID Re-attending within 3 months - Children	139	1,908	7.3%	11.7%	11.5%	11.9%
% of FP17s for the same patient ID Re-attending within 3 months - Adults	346	3,470	10.0%	16.6%	15.9%	16.0%
% of FP17s for the same patient ID Re-attending between 3 & 9 months - Children	837	1,908	43.9%	55.4%	60.6%	58.3%
% of FP17s for the same patient ID Re-attending between 3 & 9 months - Adults	1,137	3,470	32.8%	48.4%	51.6%	50.3%
% of FP17s for Band 1 Urgent Courses	238	5,257	4.5%	10.5%	9.5%	9.1%
% of FP17s Relating to Free Repair or Replacements	12	5,257	0.2%	0.6%	0.7%	0.8%
% of FP17s Relating to Continuations	136	5,257	2.6%	0.8%	1.0%	1.0%
% of Patients satisfied with the dentistry they have received	10	10	100.0%	91.2%	92.0%	91.5%
% of Patients satisfied with the time they had to wait for an appointment	9	10	90.0%	87.2%	88.1%	87.9%

* This is based on patients treated on this contract for their most recent course of treatment. Figures in italics indicate the base number of FP17s or Patient Questionnaire responses are less than 100. N/A is shown where the base number of responses is less than 10 during the period. % is calculated as Quantity/Base number*100

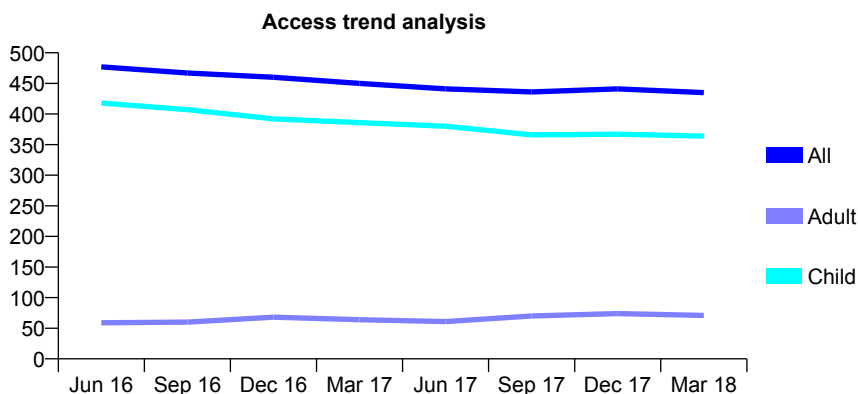
Q67 - Vital Signs At a Glance Contract Report for 165018/0001 - Year end March 2018

Name or company name	Hillton Dentistry
Contract type name	GDS Contract
Purpose of contract	General
Contract start date	09/04/2014
Contract end date	

17/18 Contracted general activity (UDA)	1,000
Carry forward general activity (UDA)	0
17/18 Contracted orthodontic activity (UOA)	0
Carry forward orthodontic activity (UOA)	0
Baseline contract value	£22,479.52

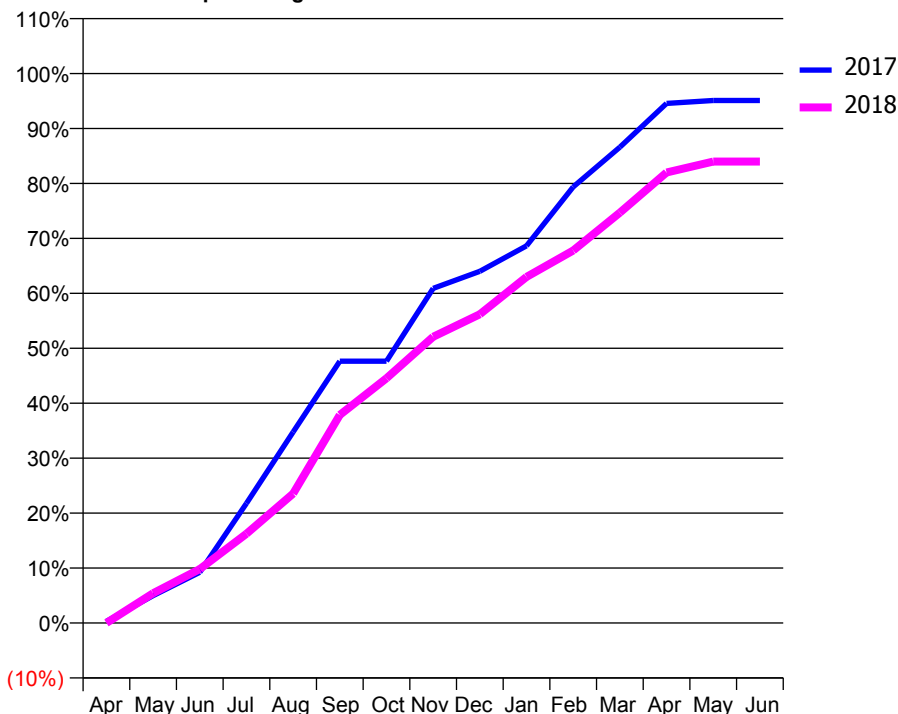
ACCESS*

Patients seen in 24 months	Total	Change since previous quarter
Quarter ending March 2017	450	
Quarter ending June 2017	441	↓
Quarter ending September 2017	436	↓
Quarter ending December 2017	441	→
Quarter ending March 2018	435	↓
Variance since March 2017	(3.3%)	↓



ACTIVITY

Cumulative percentage of contracted UDA delivered 2017 & 2018



Month	Adjusted Scheduled Activity (UDA)	
	2017	2018
April	3	0
May	50	54
June	92	98
July	218	162
August	348	236
September	477	379
October	477	445
November	609	521
December	640	562
January	686	630
February	794	678
March	866	747
April	946	820
May	951	840
June	951	840

QUALITY

	Quantity	Base Number	Contract	AT	Region	England
% of FP17s for the same patient ID Re-attending within 3 months - Children	46	627	7.3%	11.7%	11.5%	11.9%
% of FP17s for the same patient ID Re-attending within 3 months - Adults	1	33	3.0%	16.6%	15.9%	16.0%
% of FP17s for the same patient ID Re-attending between 3 & 9 months - Children	427	627	68.1%	55.4%	60.6%	58.3%
% of FP17s for the same patient ID Re-attending between 3 & 9 months - Adults	26	33	78.8%	48.4%	51.6%	50.3%
% of FP17s for Band 1 Urgent Courses	9	665	1.4%	10.5%	9.5%	9.1%
% of FP17s Relating to Free Repair or Replacements	0	665	0.0%	0.6%	0.7%	0.8%
% of FP17s Relating to Continuations	14	665	2.1%	0.8%	1.0%	1.0%
% of Patients satisfied with the dentistry they have received	1	1	N/A	91.2%	92.0%	91.5%
% of Patients satisfied with the time they had to wait for an appointment	0	1	N/A	87.2%	88.1%	87.9%

* This is based on patients treated on this contract for their most recent course of treatment. Figures in italics indicate the base number of FP17s or Patient Questionnaire responses are less than 100. N/A is shown where the base number of responses is less than 10 during the period. % is calculated as Quantity/Base number*100

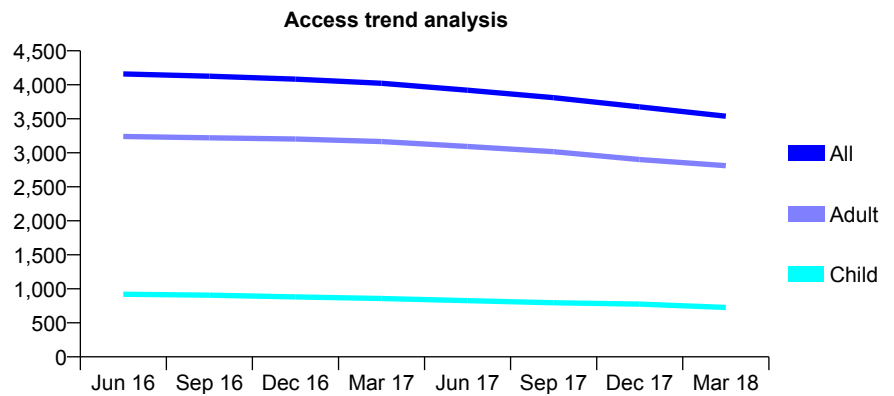
Q67 - Vital Signs At a Glance Contract Report for 165018/0002 - Year end March 2018

Name or company name	Hillton Dentistry
Contract type name	GDS Contract
Purpose of contract	General
Contract start date	09/04/2014
Contract end date	

17/18 Contracted general activity (UDA)	10,750
Carry forward general activity (UDA)	-195
17/18 Contracted orthodontic activity (UOA)	0
Carry forward orthodontic activity (UOA)	0
Baseline contract value	£245,160.74

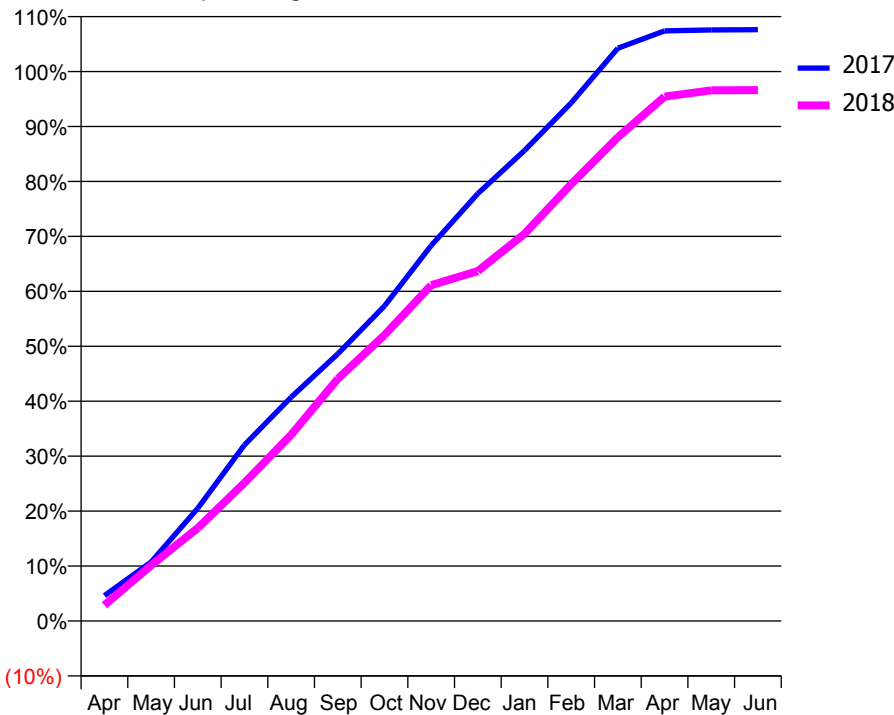
ACCESS*

Patients seen in 24 months	Total	Change since previous quarter
Quarter ending March 2017	4,023	
Quarter ending June 2017	3,920	↓
Quarter ending September 2017	3,811	↓
Quarter ending December 2017	3,676	↓
Quarter ending March 2018	3,538	↓
Variance since March 2017	(12.1%)	↓



ACTIVITY

Cumulative percentage of contracted UDA delivered 2017 & 2018



Month	Adjusted Scheduled Activity (UDA)	
	2017	2018
April	451	313
May	1,048	1,088
June	2,000	1,818
July	3,123	2,704
August	3,970	3,644
September	4,741	4,738
October	5,589	5,594
November	6,661	6,570
December	7,584	6,848
January	8,350	7,575
February	9,194	8,548
March	10,164	9,463
April	10,472	10,258
May	10,487	10,383
June	10,493	10,388

QUALITY

	Quantity	Base Number	Contract	AT	Region	England
% of FP17s for the same patient ID Re-attending within 3 months - Children	78	1,183	6.6%	11.7%	11.5%	11.9%
% of FP17s for the same patient ID Re-attending within 3 months - Adults	547	4,215	13.0%	16.6%	15.9%	16.0%
% of FP17s for the same patient ID Re-attending between 3 & 9 months - Children	822	1,183	69.5%	55.4%	60.6%	58.3%
% of FP17s for the same patient ID Re-attending between 3 & 9 months - Adults	2,743	4,215	65.1%	48.4%	51.6%	50.3%
% of FP17s for Band 1 Urgent Courses	268	5,518	4.9%	10.5%	9.5%	9.1%
% of FP17s Relating to Free Repair or Replacements	34	5,518	0.6%	0.6%	0.7%	0.8%
% of FP17s Relating to Continuations	135	5,518	2.4%	0.8%	1.0%	1.0%
% of Patients satisfied with the dentistry they have received	4	4	N/A	91.2%	92.0%	91.5%
% of Patients satisfied with the time they had to wait for an appointment	3	4	N/A	87.2%	88.1%	87.9%

* This is based on patients treated on this contract for their most recent course of treatment. Figures in italics indicate the base number of FP17s or Patient Questionnaire responses are less than 100. N/A is shown where the base number of responses is less than 10 during the period. % is calculated as Quantity/Base number*100

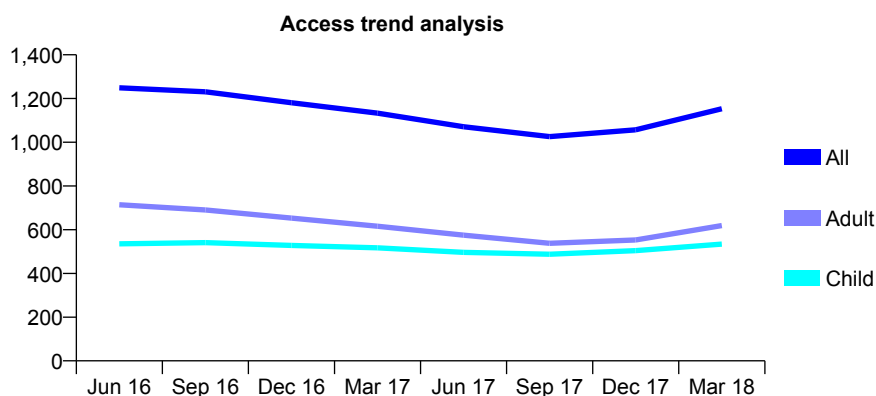
Q67 - Vital Signs At a Glance Contract Report for 165018/0003 - Year end March 2018

Name or company name	Hillton Dentistry
Contract type name	GDS Contract
Purpose of contract	General
Contract start date	09/04/2014
Contract end date	

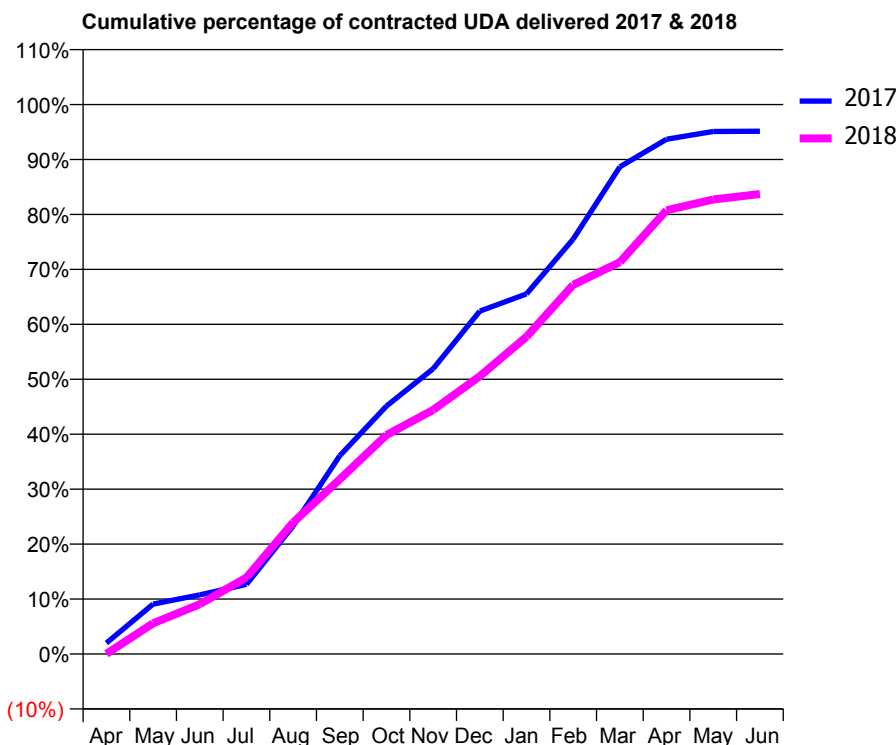
17/18 Contracted general activity (UDA)	2,899
Carry forward general activity (UDA)	0
17/18 Contracted orthodontic activity (UOA)	0
Carry forward orthodontic activity (UOA)	0
Baseline contract value	£69,713.17

ACCESS*

Patients seen in 24 months	Total	Change since previous quarter
Quarter ending March 2017	1,133	
Quarter ending June 2017	1,071	↓
Quarter ending September 2017	1,026	↓
Quarter ending December 2017	1,057	↑
Quarter ending March 2018	1,153	↑
Variance since March 2017	1.8%	→



ACTIVITY



Month	Adjusted Scheduled Activity (UDA)	
	2017	2018
April	58	1
May	264	162
June	312	263
July	368	403
August	676	694
September	1,047	922
October	1,308	1,156
November	1,505	1,288
December	1,809	1,466
January	1,900	1,674
February	2,189	1,948
March	2,570	2,067
April	2,716	2,341
May	2,757	2,398
June	2,758	2,427

QUALITY

	Quantity	Base Number	Contract	AT	Region	England
% of FP17s for the same patient ID Re-attending within 3 months - Children	22	550	4.0%	11.7%	11.5%	11.9%
% of FP17s for the same patient ID Re-attending within 3 months - Adults	60	627	9.6%	16.6%	15.9%	16.0%
% of FP17s for the same patient ID Re-attending between 3 & 9 months - Children	269	550	48.9%	55.4%	60.6%	58.3%
% of FP17s for the same patient ID Re-attending between 3 & 9 months - Adults	281	627	44.8%	48.4%	51.6%	50.3%
% of FP17s for Band 1 Urgent Courses	76	1,284	5.9%	10.5%	9.5%	9.1%
% of FP17s Relating to Free Repair or Replacements	3	1,284	0.2%	0.6%	0.7%	0.8%
% of FP17s Relating to Continuations	5	1,284	0.4%	0.8%	1.0%	1.0%
% of Patients satisfied with the dentistry they have received	3	4	N/A	91.2%	92.0%	91.5%
% of Patients satisfied with the time they had to wait for an appointment	3	4	N/A	87.2%	88.1%	87.9%

* This is based on patients treated on this contract for their most recent course of treatment. Figures in italics indicate the base number of FP17s or Patient Questionnaire responses are less than 100. N/A is shown where the base number of responses is less than 10 during the period. % is calculated as Quantity/Base number*100

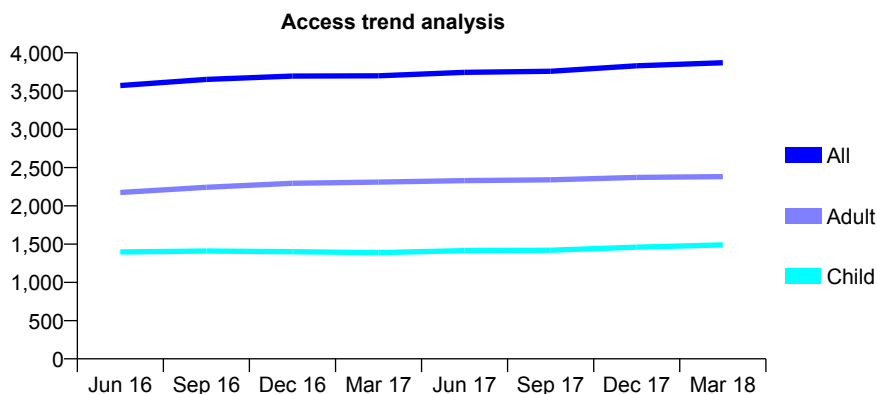
Q67 - Vital Signs At a Glance Contract Report for 165417/0001 - Year end March 2018

Name or company name	Lavender Dental Care Ltd
Contract type name	GDS Contract
Purpose of contract	General
Contract start date	01/04/2011
Contract end date	

17/18 Contracted general activity (UDA)	9,627
Carry forward general activity (UDA)	-33
17/18 Contracted orthodontic activity (UOA)	0
Carry forward orthodontic activity (UOA)	0
Baseline contract value	£245,506.66

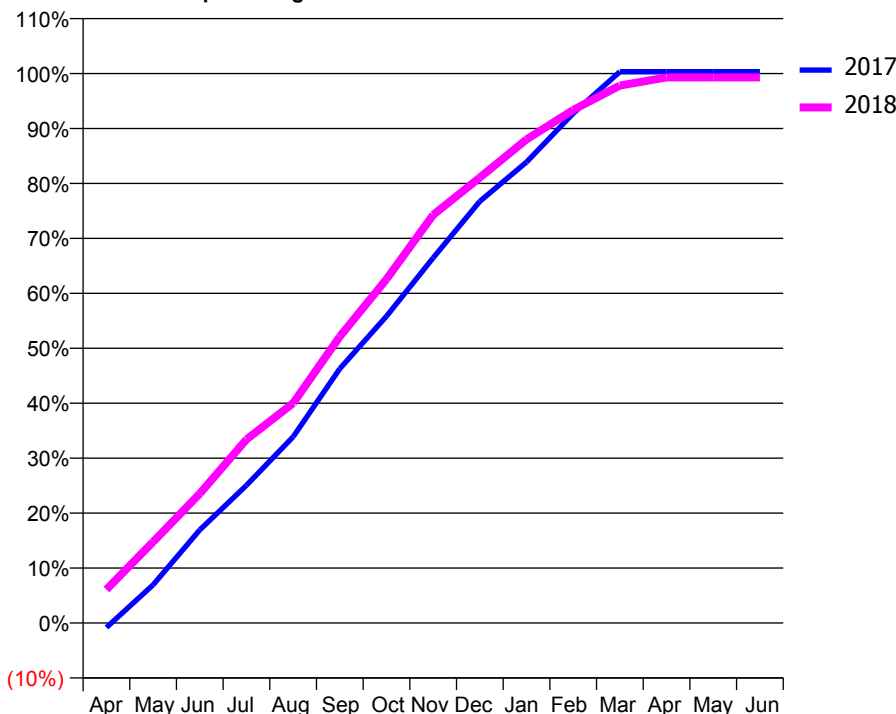
ACCESS*

Patients seen in 24 months	Total	Change since previous quarter
Quarter ending March 2017	3,700	
Quarter ending June 2017	3,744	→
Quarter ending September 2017	3,758	→
Quarter ending December 2017	3,830	→
Quarter ending March 2018	3,871	→
Variance since March 2017	4.6%	↑



ACTIVITY

Cumulative percentage of contracted UDA delivered 2017 & 2018



Adjusted Scheduled Activity (UDA)

Month	2017	2018
April	-80	587
May	670	1,421
June	1,632	2,267
July	2,412	3,216
August	3,262	3,851
September	4,455	5,020
October	5,375	6,025
November	6,397	7,150
December	7,388	7,805
January	8,074	8,472
February	8,928	8,990
March	9,659	9,416
April	9,660	9,558
May	9,660	9,558
June	9,660	9,558

QUALITY

	Quantity	Base Number	Contract	AT	Region	England
% of FP17s for the same patient ID Re-attending within 3 months - Children	183	2,409	7.6%	11.7%	11.5%	11.9%
% of FP17s for the same patient ID Re-attending within 3 months - Adults	318	2,691	11.8%	16.6%	15.9%	16.0%
% of FP17s for the same patient ID Re-attending between 3 & 9 months - Children	1,560	2,409	64.8%	55.4%	60.6%	58.3%
% of FP17s for the same patient ID Re-attending between 3 & 9 months - Adults	1,351	2,691	50.2%	48.4%	51.6%	50.3%
% of FP17s for Band 1 Urgent Courses	276	4,288	6.4%	10.5%	9.5%	9.1%
% of FP17s Relating to Free Repair or Replacements	21	4,288	0.5%	0.6%	0.7%	0.8%
% of FP17s Relating to Continuations	33	4,288	0.8%	0.8%	1.0%	1.0%
% of Patients satisfied with the dentistry they have received	6	6	N/A	91.2%	92.0%	91.5%
% of Patients satisfied with the time they had to wait for an appointment	6	6	N/A	87.2%	88.1%	87.9%

* This is based on patients treated on this contract for their most recent course of treatment. Figures in italics indicate the base number of FP17s or Patient Questionnaire responses are less than 100. N/A is shown where the base number of responses is less than 10 during the period. % is calculated as Quantity/Base number*100

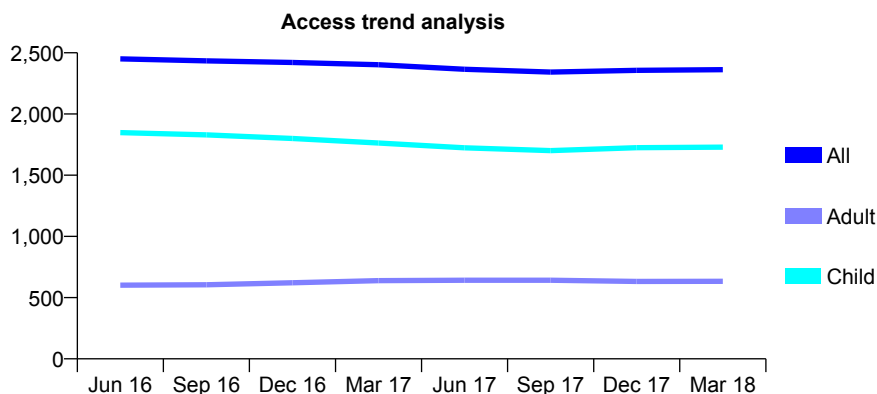
Q67 - Vital Signs At a Glance Contract Report for 166758/0001 - Year end March 2018

Name or company name	The Blockley Partnership
Contract type name	GDS Contract
Purpose of contract	General
Contract start date	01/04/2011
Contract end date	

17/18 Contracted general activity (UDA)	5,213
Carry forward general activity (UDA)	78
17/18 Contracted orthodontic activity (UOA)	0
Carry forward orthodontic activity (UOA)	0
Baseline contract value	£128,912.94

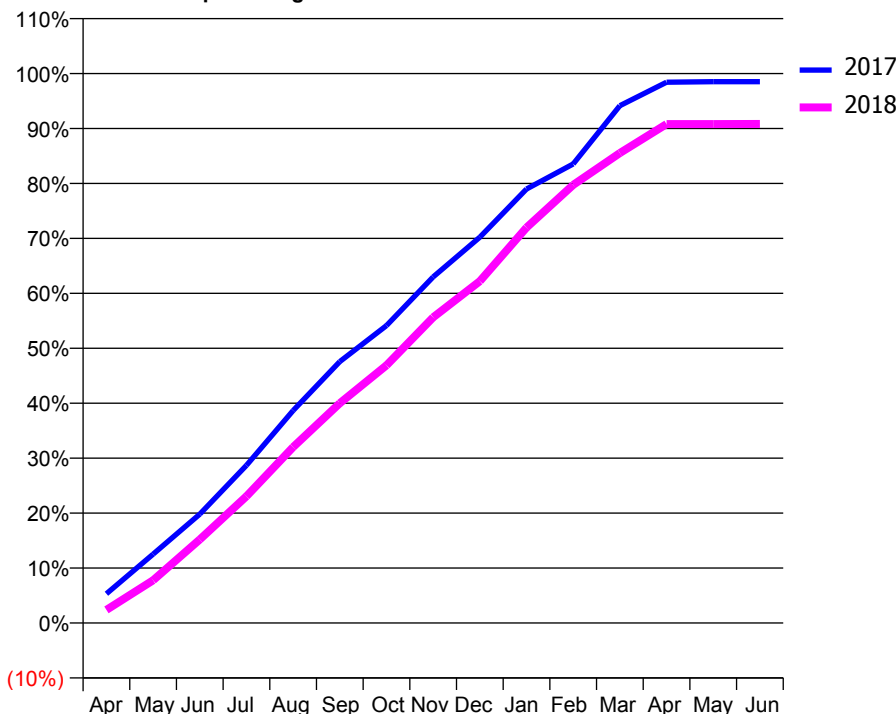
ACCESS*

Patients seen in 24 months	Total	Change since previous quarter
Quarter ending March 2017	2,402	
Quarter ending June 2017	2,366	↓
Quarter ending September 2017	2,343	→
Quarter ending December 2017	2,357	→
Quarter ending March 2018	2,362	→
Variance since March 2017	(1.7%)	↓



ACTIVITY

Cumulative percentage of contracted UDA delivered 2017 & 2018



Month	Adjusted Scheduled Activity (UDA)	
	2017	2018
April	278	125
May	653	406
June	1,033	793
July	1,495	1,203
August	2,016	1,669
September	2,481	2,085
October	2,821	2,444
November	3,283	2,900
December	3,661	3,243
January	4,117	3,751
February	4,355	4,156
March	4,907	4,459
April	5,131	4,733
May	5,135	4,733
June	5,135	4,734

QUALITY

	Quantity	Base Number	Contract	AT	Region	England
% of FP17s for the same patient ID Re-attending within 3 months - Children	170	2,588	6.6%	11.7%	11.5%	11.9%
% of FP17s for the same patient ID Re-attending within 3 months - Adults	45	549	8.2%	16.6%	15.9%	16.0%
% of FP17s for the same patient ID Re-attending between 3 & 9 months - Children	1,713	2,588	66.2%	55.4%	60.6%	58.3%
% of FP17s for the same patient ID Re-attending between 3 & 9 months - Adults	266	549	48.5%	48.4%	51.6%	50.3%
% of FP17s for Band 1 Urgent Courses	115	3,189	3.6%	10.5%	9.5%	9.1%
% of FP17s Relating to Free Repair or Replacements	0	3,189	0.0%	0.6%	0.7%	0.8%
% of FP17s Relating to Continuations	0	3,189	0.0%	0.8%	1.0%	1.0%
% of Patients satisfied with the dentistry they have received	2	2	N/A	91.2%	92.0%	91.5%
% of Patients satisfied with the time they had to wait for an appointment	1	2	N/A	87.2%	88.1%	87.9%

* This is based on patients treated on this contract for their most recent course of treatment. Figures in italics indicate the base number of FP17s or Patient Questionnaire responses are less than 100. N/A is shown where the base number of responses is less than 10 during the period. % is calculated as Quantity/Base number*100

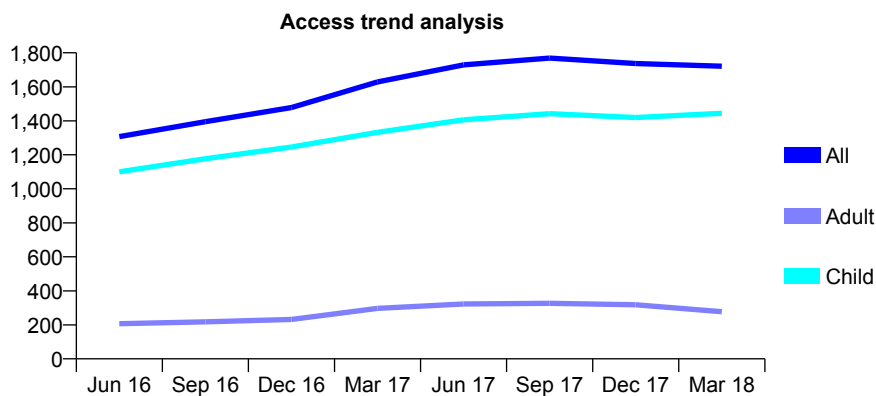
Q67 - Vital Signs At a Glance Contract Report for 171204/0001 - Year end March 2018

Name or company name	Manzoor and Shah
Contract type name	GDS Contract
Purpose of contract	General
Contract start date	01/08/2015
Contract end date	

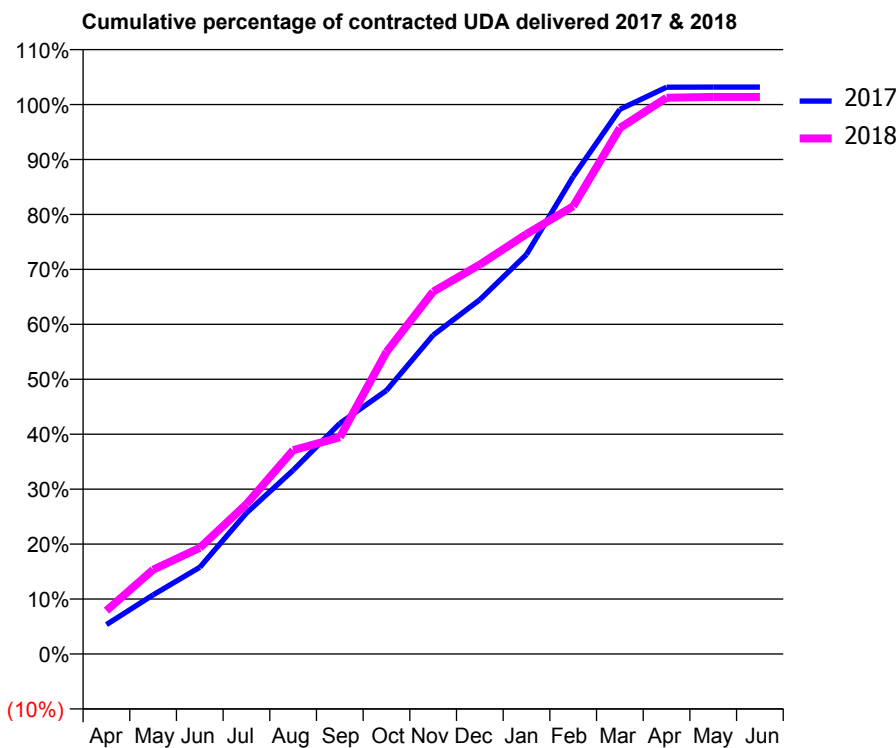
17/18 Contracted general activity (UDA)	3,946
Carry forward general activity (UDA)	-79
17/18 Contracted orthodontic activity (UOA)	0
Carry forward orthodontic activity (UOA)	0
Baseline contract value	£97,581.15

ACCESS*

Patients seen in 24 months	Total	Change since previous quarter
Quarter ending March 2017	1,629	
Quarter ending June 2017	1,729	↑
Quarter ending September 2017	1,769	↑
Quarter ending December 2017	1,737	↓
Quarter ending March 2018	1,721	→
Variance since March 2017	5.6%	↑



ACTIVITY



Month	Adjusted Scheduled Activity (UDA)	
	2017	2018
April	211	311
May	425	605
June	623	762
July	1,013	1,077
August	1,320	1,463
September	1,657	1,556
October	1,893	2,169
November	2,290	2,603
December	2,545	2,797
January	2,870	3,016
February	3,429	3,215
March	3,911	3,777
April	4,070	3,995
May	4,071	4,000
June	4,071	4,000

QUALITY

	Quantity	Base Number	Contract	AT	Region	England
% of FP17s for the same patient ID Re-attending within 3 months - Children	184	2,435	7.6%	11.7%	11.5%	11.9%
% of FP17s for the same patient ID Re-attending within 3 months - Adults	11	147	7.5%	16.6%	15.9%	16.0%
% of FP17s for the same patient ID Re-attending between 3 & 9 months - Children	1,585	2,435	65.1%	55.4%	60.6%	58.3%
% of FP17s for the same patient ID Re-attending between 3 & 9 months - Adults	73	147	49.7%	48.4%	51.6%	50.3%
% of FP17s for Band 1 Urgent Courses	89	2,605	3.4%	10.5%	9.5%	9.1%
% of FP17s Relating to Free Repair or Replacements	1	2,605	0.0%	0.6%	0.7%	0.8%
% of FP17s Relating to Continuations	0	2,605	0.0%	0.8%	1.0%	1.0%
% of Patients satisfied with the dentistry they have received	1	1	N/A	91.2%	92.0%	91.5%
% of Patients satisfied with the time they had to wait for an appointment	1	1	N/A	87.2%	88.1%	87.9%

* This is based on patients treated on this contract for their most recent course of treatment. Figures in italics indicate the base number of FP17s or Patient Questionnaire responses are less than 100. N/A is shown where the base number of responses is less than 10 during the period. % is calculated as Quantity/Base number*100

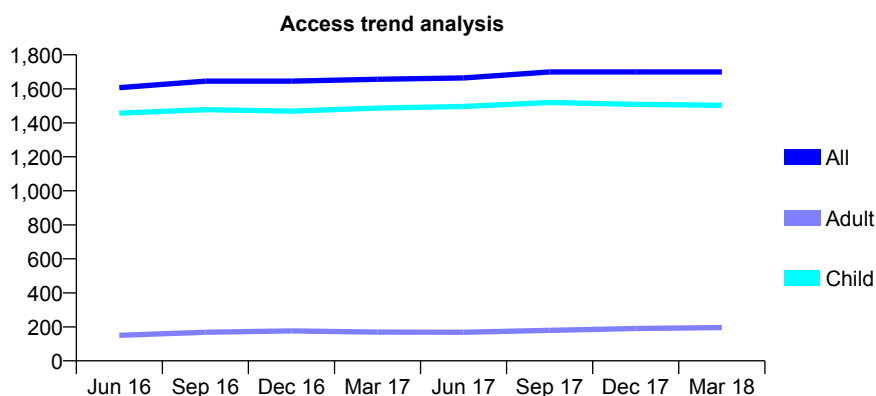
Q67 - Vital Signs At a Glance Contract Report for 172111/0002 - Year end March 2018

Name or company name	Rainham Dental Surgery
Contract type name	GDS Contract
Purpose of contract	General
Contract start date	05/06/2014
Contract end date	

17/18 Contracted general activity (UDA)	3,250
Carry forward general activity (UDA)	-39
17/18 Contracted orthodontic activity (UOA)	0
Carry forward orthodontic activity (UOA)	0
Baseline contract value	£82,887.58

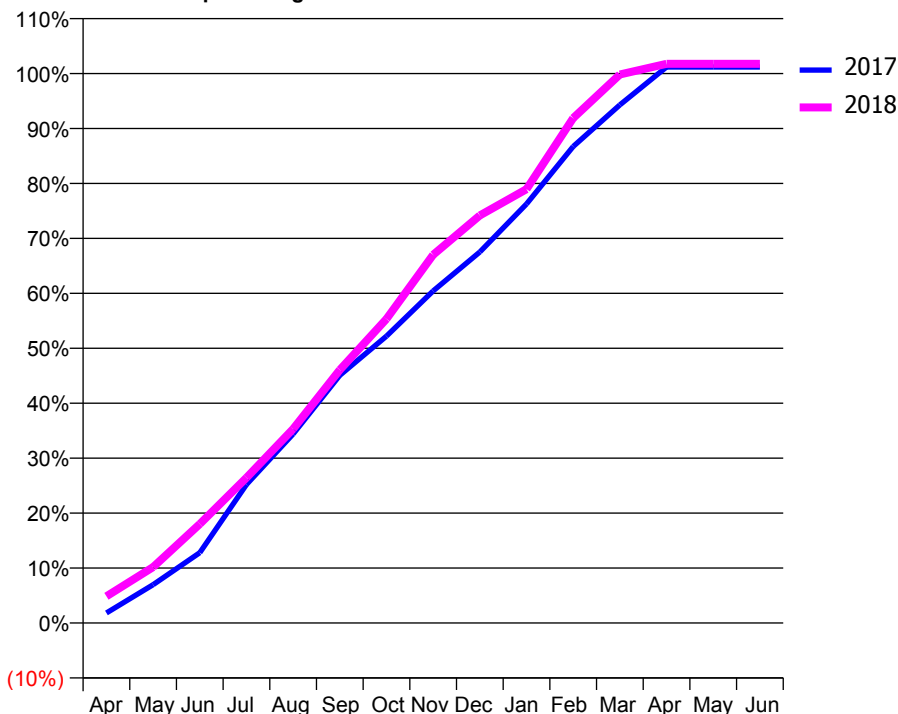
ACCESS*

Patients seen in 24 months	Total	Change since previous quarter
Quarter ending March 2017	1,656	
Quarter ending June 2017	1,664	→
Quarter ending September 2017	1,699	↑
Quarter ending December 2017	1,699	→
Quarter ending March 2018	1,699	→
Variance since March 2017	2.6%	↑



ACTIVITY

Cumulative percentage of contracted UDA delivered 2017 & 2018



Month	Adjusted Scheduled Activity (UDA)	
	2017	2018
April	59	158
May	227	331
June	416	585
July	819	859
August	1,118	1,148
September	1,465	1,498
October	1,697	1,799
November	1,964	2,178
December	2,194	2,411
January	2,478	2,566
February	2,818	2,987
March	3,064	3,244
April	3,288	3,308
May	3,288	3,308
June	3,288	3,308

QUALITY

	Quantity	Base Number	Contract	AT	Region	England
% of FP17s for the same patient ID Re-attending within 3 months - Children	138	2,585	5.3%	11.7%	11.5%	11.9%
% of FP17s for the same patient ID Re-attending within 3 months - Adults	8	90	8.9%	16.6%	15.9%	16.0%
% of FP17s for the same patient ID Re-attending between 3 & 9 months - Children	1,774	2,585	68.6%	55.4%	60.6%	58.3%
% of FP17s for the same patient ID Re-attending between 3 & 9 months - Adults	65	90	72.2%	48.4%	51.6%	50.3%
% of FP17s for Band 1 Urgent Courses	49	2,554	1.9%	10.5%	9.5%	9.1%
% of FP17s Relating to Free Repair or Replacements	0	2,554	0.0%	0.6%	0.7%	0.8%
% of FP17s Relating to Continuations	0	2,554	0.0%	0.8%	1.0%	1.0%
% of Patients satisfied with the dentistry they have received	5	5	N/A	91.2%	92.0%	91.5%
% of Patients satisfied with the time they had to wait for an appointment	5	5	N/A	87.2%	88.1%	87.9%

* This is based on patients treated on this contract for their most recent course of treatment. Figures in italics indicate the base number of FP17s or Patient Questionnaire responses are less than 100. N/A is shown where the base number of responses is less than 10 during the period. % is calculated as Quantity/Base number*100

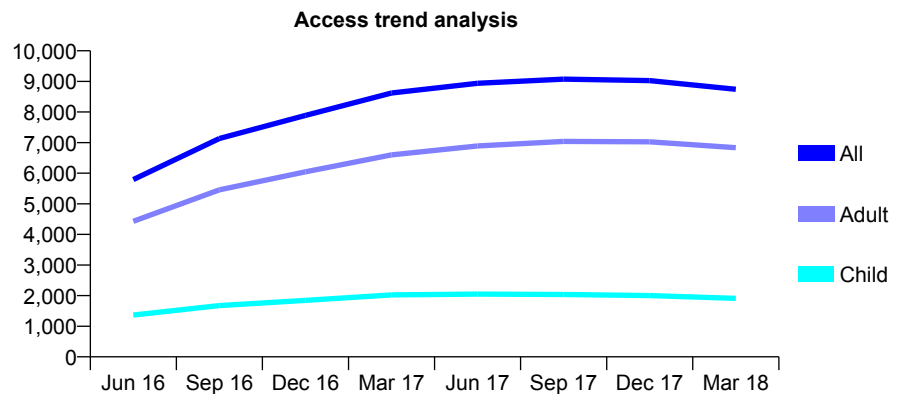
Q67 - Vital Signs At a Glance Contract Report for 175153/0001 - Year end March 2018

Name or company name	Harbour Dental Practice Partnership
Contract type name	GDS Contract
Purpose of contract	General
Contract start date	01/12/2015
Contract end date	

17/18 Contracted general activity (UDA)	34,114
Carry forward general activity (UDA)	0
17/18 Contracted orthodontic activity (UOA)	0
Carry forward orthodontic activity (UOA)	0
Baseline contract value	£949,429.93

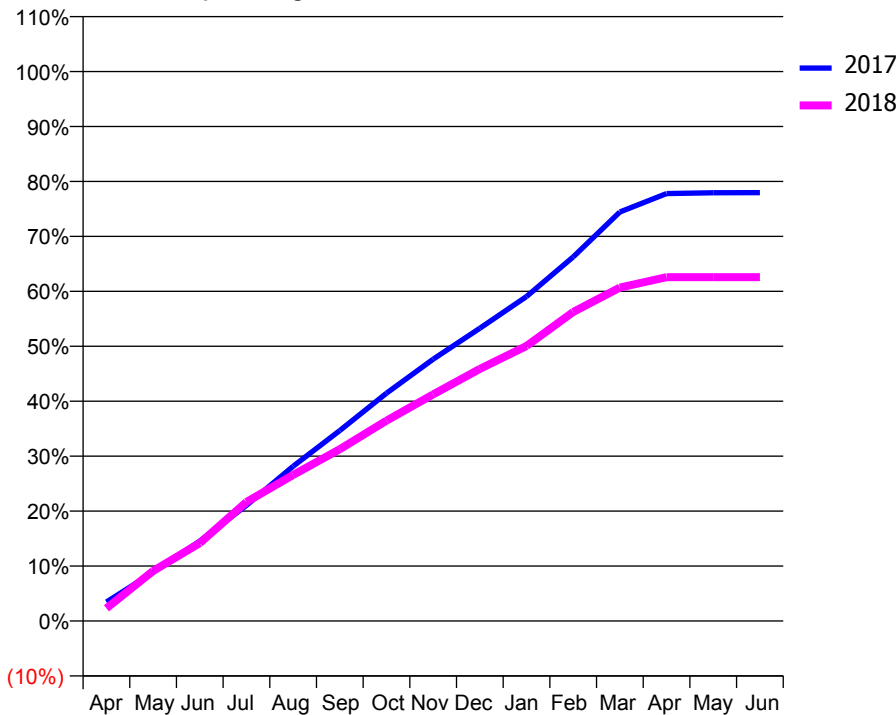
ACCESS*

Patients seen in 24 months	Total	Change since previous quarter
Quarter ending March 2017	8,619	
Quarter ending June 2017	8,941	↑
Quarter ending September 2017	9,074	→
Quarter ending December 2017	9,028	→
Quarter ending March 2018	8,743	↓
Variance since March 2017	1.4%	→



ACTIVITY

Cumulative percentage of contracted UDA delivered 2017 & 2018



Month	Adjusted Scheduled Activity (UDA)	
	2017	2018
April	1,177	791
May	3,030	3,110
June	4,961	4,839
July	7,183	7,390
August	9,604	9,069
September	11,827	10,663
October	14,144	12,440
November	16,255	14,065
December	18,176	15,651
January	20,143	17,073
February	22,603	19,181
March	25,393	20,699
April	26,539	21,342
May	26,590	21,342
June	26,598	21,342

QUALITY

	Quantity	Base Number	Contract	AT	Region	England
% of FP17s for the same patient ID Re-attending within 3 months - Children	159	2,221	7.2%	11.7%	11.5%	11.9%
% of FP17s for the same patient ID Re-attending within 3 months - Adults	1,248	8,685	14.4%	16.6%	15.9%	16.0%
% of FP17s for the same patient ID Re-attending between 3 & 9 months - Children	1,209	2,221	54.4%	55.4%	60.6%	58.3%
% of FP17s for the same patient ID Re-attending between 3 & 9 months - Adults	4,882	8,685	56.2%	48.4%	51.6%	50.3%
% of FP17s for Band 1 Urgent Courses	1,295	10,529	12.3%	10.5%	9.5%	9.1%
% of FP17s Relating to Free Repair or Replacements	29	10,529	0.3%	0.6%	0.7%	0.8%
% of FP17s Relating to Continuations	166	10,529	1.6%	0.8%	1.0%	1.0%
% of Patients satisfied with the dentistry they have received	10	11	90.9%	91.2%	92.0%	91.5%
% of Patients satisfied with the time they had to wait for an appointment	8	11	72.7%	87.2%	88.1%	87.9%

* This is based on patients treated on this contract for their most recent course of treatment. Figures in italics indicate the base number of FP17s or Patient Questionnaire responses are less than 100. N/A is shown where the base number of responses is less than 10 during the period. % is calculated as Quantity/Base number*100

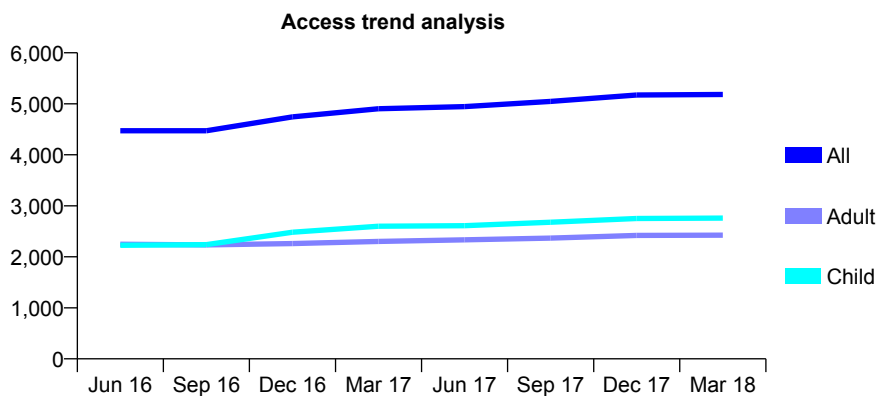
Q67 - Vital Signs At a Glance Contract Report for 175420/0004 - Year end March 2018

Name or company name	Simon Collins Community Dental Service
Contract type name	PDS Contract
Purpose of contract	General
Contract start date	01/12/2012
Contract end date	31/03/2019

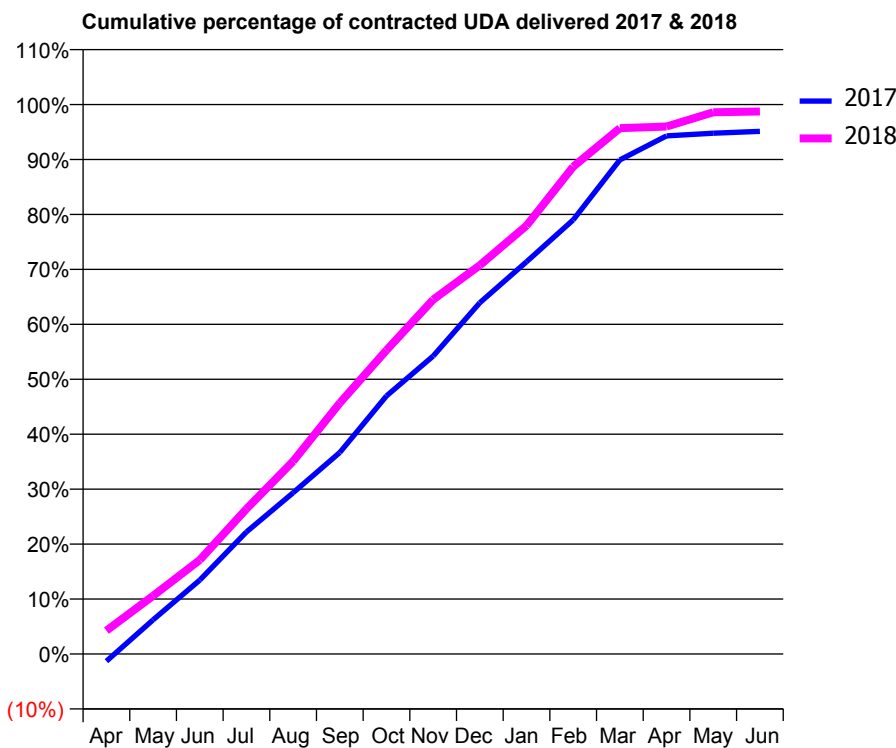
17/18 Contracted general activity (UDA)	14,592
Carry forward general activity (UDA)	0
17/18 Contracted orthodontic activity (UOA)	0
Carry forward orthodontic activity (UOA)	0
Baseline contract value	£1,742,125.35

ACCESS*

Patients seen in 24 months	Total	Change since previous quarter
Quarter ending March 2017	4,902	
Quarter ending June 2017	4,944	→
Quarter ending September 2017	5,046	↑
Quarter ending December 2017	5,172	↑
Quarter ending March 2018	5,184	→
Variance since March 2017	5.8%	↑



ACTIVITY



Month	Adjusted Scheduled Activity (UDA)	
	2017	2018
April	-195	623
May	907	1,545
June	1,964	2,499
July	3,240	3,853
August	4,283	5,117
September	5,352	6,665
October	6,855	8,068
November	7,914	9,411
December	9,329	10,323
January	10,416	11,374
February	11,527	12,941
March	13,121	13,965
April	13,759	14,007
May	13,830	14,384
June	13,880	14,405

QUALITY

	Quantity	Base Number	Contract	AT	Region	England
% of FP17s for the same patient ID Re-attending within 3 months - Children	522	4,929	10.6%	11.7%	11.5%	11.9%
% of FP17s for the same patient ID Re-attending within 3 months - Adults	561	3,148	17.8%	16.6%	15.9%	16.0%
% of FP17s for the same patient ID Re-attending between 3 & 9 months - Children	1,417	4,929	28.7%	55.4%	60.6%	58.3%
% of FP17s for the same patient ID Re-attending between 3 & 9 months - Adults	1,248	3,148	39.6%	48.4%	51.6%	50.3%
% of FP17s for Band 1 Urgent Courses	531	7,933	6.7%	10.5%	9.5%	9.1%
% of FP17s Relating to Free Repair or Replacements	22	7,933	0.3%	0.6%	0.7%	0.8%
% of FP17s Relating to Continuations	126	7,933	1.6%	0.8%	1.0%	1.0%
% of Patients satisfied with the dentistry they have received	7	7	N/A	91.2%	92.0%	91.5%
% of Patients satisfied with the time they had to wait for an appointment	4	7	N/A	87.2%	88.1%	87.9%

* This is based on patients treated on this contract for their most recent course of treatment. Figures in italics indicate the base number of FP17s or Patient Questionnaire responses are less than 100. N/A is shown where the base number of responses is less than 10 during the period. % is calculated as Quantity/Base number*100

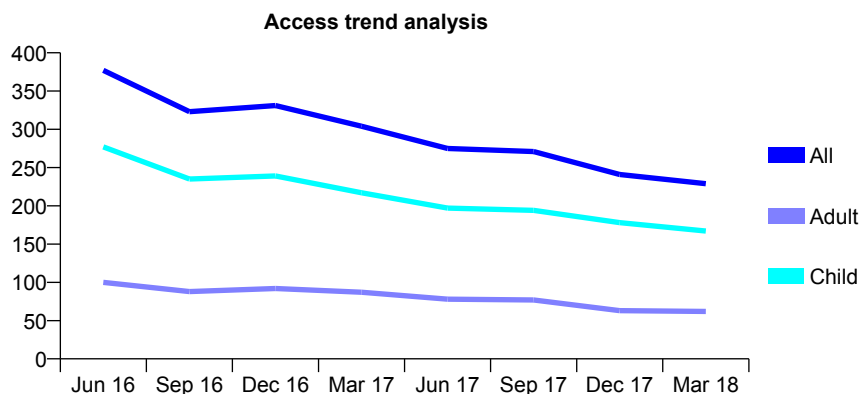
Q67 - Vital Signs At a Glance Contract Report for 175420/0005 - Year end March 2018

Name or company name	Simon Collins Community Dental Service
Contract type name	PDS Contract
Purpose of contract	General
Contract start date	01/12/2012
Contract end date	31/03/2019

17/18 Contracted general activity (UDA)	1,200
Carry forward general activity (UDA)	0
17/18 Contracted orthodontic activity (UOA)	0
Carry forward orthodontic activity (UOA)	0
Baseline contract value	£107,971.94

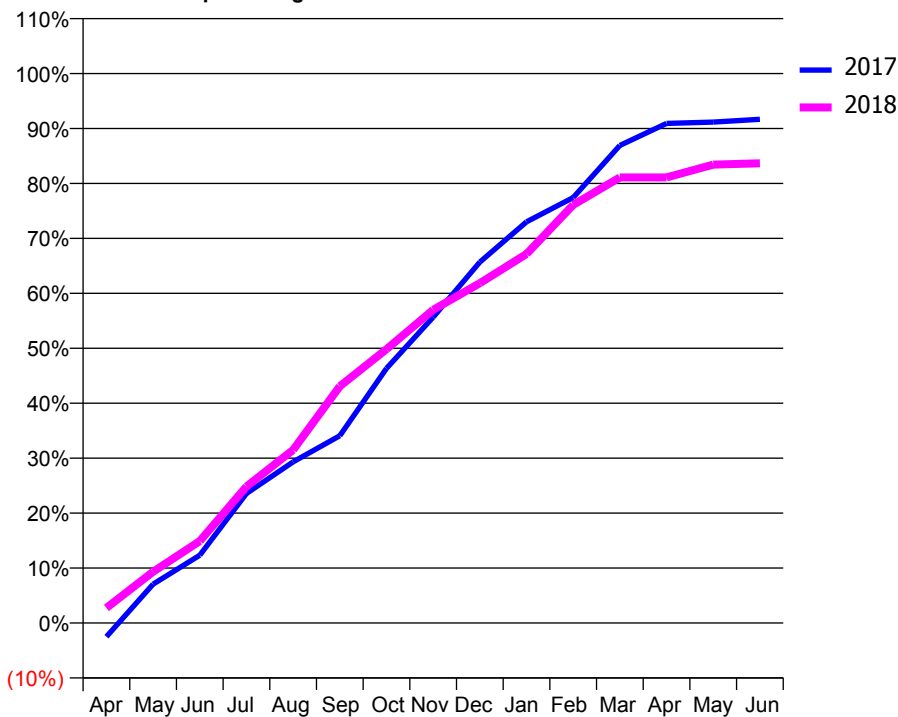
ACCESS*

Patients seen in 24 months	Total	Change since previous quarter
Quarter ending March 2017	304	
Quarter ending June 2017	275	↓
Quarter ending September 2017	271	↓
Quarter ending December 2017	241	↓
Quarter ending March 2018	229	↓
Variance since March 2017	(24.7%)	↓



ACTIVITY

Cumulative percentage of contracted UDA delivered 2017 & 2018



Month	Adjusted Scheduled Activity (UDA)	
	2017	2018
April	-30	33
May	85	112
June	148	179
July	283	298
August	352	378
September	409	517
October	556	598
November	668	684
December	788	742
January	876	806
February	929	913
March	1,043	973
April	1,091	973
May	1,094	1,001
June	1,100	1,004

QUALITY

	Quantity	Base Number	Contract	AT	Region	England
% of FP17s for the same patient ID Re-attending within 3 months - Children	3	293	1.0%	11.7%	11.5%	11.9%
% of FP17s for the same patient ID Re-attending within 3 months - Adults	3	69	4.3%	16.6%	15.9%	16.0%
% of FP17s for the same patient ID Re-attending between 3 & 9 months - Children	2	293	0.7%	55.4%	60.6%	58.3%
% of FP17s for the same patient ID Re-attending between 3 & 9 months - Adults	5	69	7.2%	48.4%	51.6%	50.3%
% of FP17s for Band 1 Urgent Courses	0	357	0.0%	10.5%	9.5%	9.1%
% of FP17s Relating to Free Repair or Replacements	0	357	0.0%	0.6%	0.7%	0.8%
% of FP17s Relating to Continuations	1	357	0.3%	0.8%	1.0%	1.0%
% of Patients satisfied with the dentistry they have received	0	0	N/A	91.2%	92.0%	91.5%
% of Patients satisfied with the time they had to wait for an appointment	0	0	N/A	87.2%	88.1%	87.9%

* This is based on patients treated on this contract for their most recent course of treatment. Figures in italics indicate the base number of FP17s or Patient Questionnaire responses are less than 100. N/A is shown where the base number of responses is less than 10 during the period. % is calculated as Quantity/Base number*100

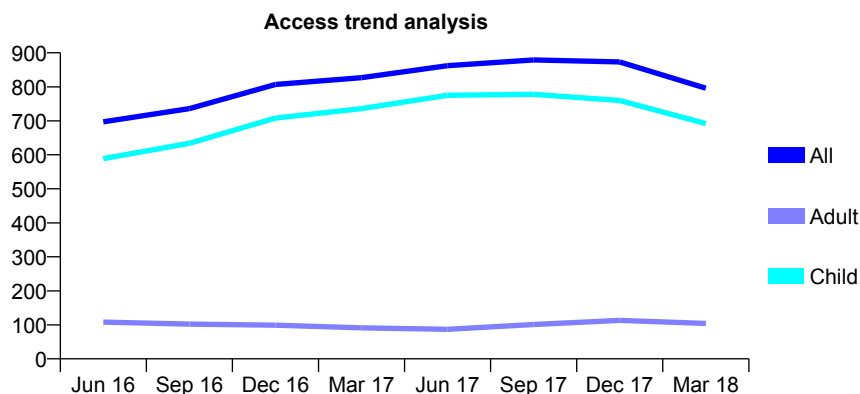
Q67 - Vital Signs At a Glance Contract Report for 175420/0006 - Year end March 2018

Name or company name	Simon Collins Community Dental Service
Contract type name	PDS Contract
Purpose of contract	General
Contract start date	01/12/2012
Contract end date	31/03/2019

17/18 Contracted general activity (UDA)	2,358
Carry forward general activity (UDA)	0
17/18 Contracted orthodontic activity (UOA)	0
Carry forward orthodontic activity (UOA)	0
Baseline contract value	£725,680.77

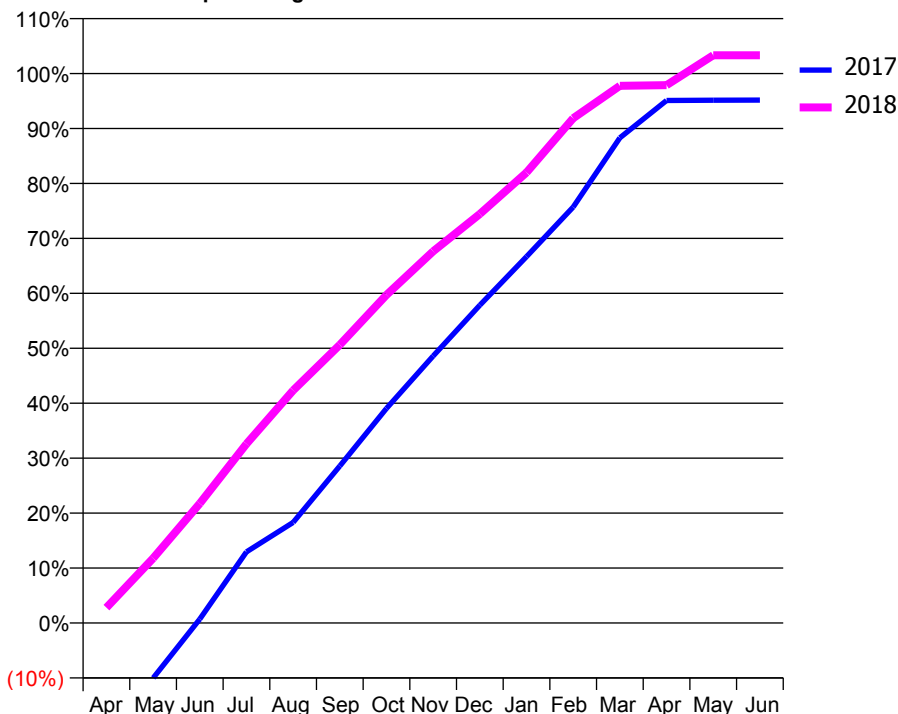
ACCESS*

Patients seen in 24 months	Total	Change since previous quarter
Quarter ending March 2017	827	
Quarter ending June 2017	862	↑
Quarter ending September 2017	879	→
Quarter ending December 2017	873	→
Quarter ending March 2018	796	↓
Variance since March 2017	(3.7%)	↓



ACTIVITY

Cumulative percentage of contracted UDA delivered 2017 & 2018



Month	Adjusted Scheduled Activity (UDA)	
	2017	2018
April	-493	66
May	-237	278
June	17	513
July	305	769
August	432	998
September	674	1,194
October	921	1,408
November	1,146	1,595
December	1,364	1,755
January	1,572	1,933
February	1,785	2,166
March	2,082	2,305
April	2,242	2,308
May	2,243	2,436
June	2,244	2,436

QUALITY

	Quantity	Base Number	Contract	AT	Region	England
% of FP17s for the same patient ID Re-attending within 3 months - Children	4	749	0.5%	11.7%	11.5%	11.9%
% of FP17s for the same patient ID Re-attending within 3 months - Adults	0	103	0.0%	16.6%	15.9%	16.0%
% of FP17s for the same patient ID Re-attending between 3 & 9 months - Children	6	749	0.8%	55.4%	60.6%	58.3%
% of FP17s for the same patient ID Re-attending between 3 & 9 months - Adults	0	103	0.0%	48.4%	51.6%	50.3%
% of FP17s for Band 1 Urgent Courses	0	842	0.0%	10.5%	9.5%	9.1%
% of FP17s Relating to Free Repair or Replacements	0	842	0.0%	0.6%	0.7%	0.8%
% of FP17s Relating to Continuations	10	842	1.2%	0.8%	1.0%	1.0%
% of Patients satisfied with the dentistry they have received	0	0	N/A	91.2%	92.0%	91.5%
% of Patients satisfied with the time they had to wait for an appointment	0	0	N/A	87.2%	88.1%	87.9%

* This is based on patients treated on this contract for their most recent course of treatment. Figures in italics indicate the base number of FP17s or Patient Questionnaire responses are less than 100. N/A is shown where the base number of responses is less than 10 during the period. % is calculated as Quantity/Base number*100

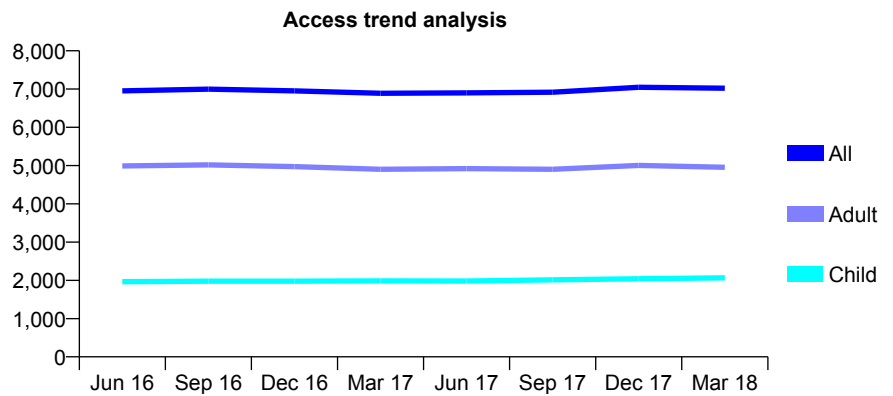
Q67 - Vital Signs At a Glance Contract Report for 176125/0001 - Year end March 2018

Name or company name	Uddin & Akhtar
Contract type name	GDS Contract
Purpose of contract	General
Contract start date	01/01/2011
Contract end date	

17/18 Contracted general activity (UDA)	20,060
Carry forward general activity (UDA)	-214
17/18 Contracted orthodontic activity (UOA)	0
Carry forward orthodontic activity (UOA)	0
Baseline contract value	£555,141.89

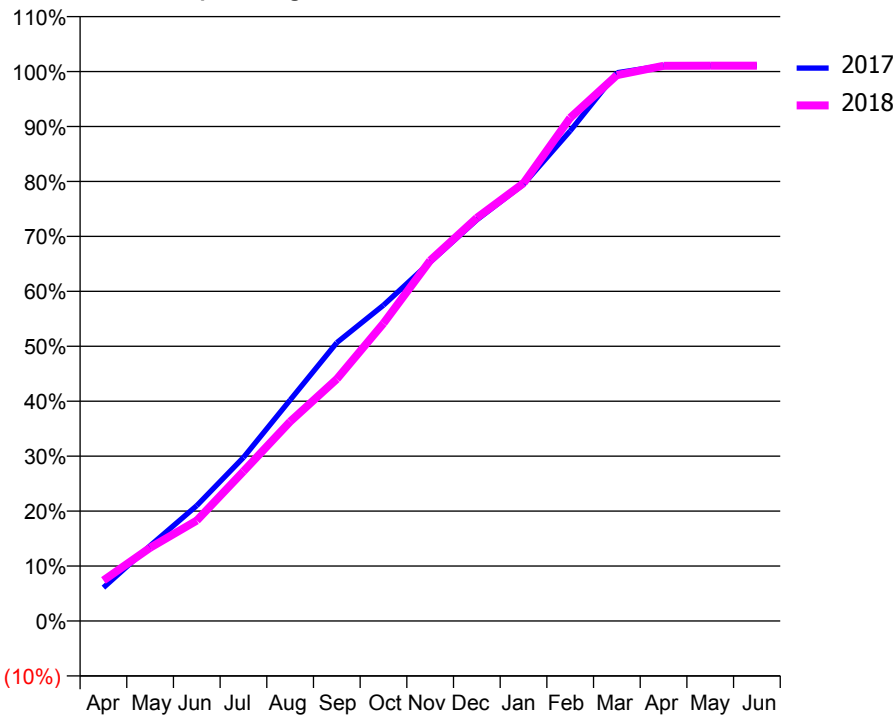
ACCESS*

Patients seen in 24 months	Total	Change since previous quarter
Quarter ending March 2017	6,889	
Quarter ending June 2017	6,899	→
Quarter ending September 2017	6,916	→
Quarter ending December 2017	7,046	→
Quarter ending March 2018	7,022	→
Variance since March 2017	1.9%	→



ACTIVITY

Cumulative percentage of contracted UDA delivered 2017 & 2018



Month	Adjusted Scheduled Activity (UDA)	
	2017	2018
April	1,217	1,482
May	2,746	2,673
June	4,215	3,667
July	5,969	5,463
August	8,071	7,281
September	10,160	8,831
October	11,531	10,867
November	13,103	13,160
December	14,644	14,718
January	15,946	15,985
February	17,893	18,367
March	20,014	19,927
April	20,276	20,268
May	20,269	20,270
June	20,273	20,270

QUALITY

	Quantity	Base Number	Contract	AT	Region	England
% of FP17s for the same patient ID Re-attending within 3 months - Children	141	3,024	4.7%	11.7%	11.5%	11.9%
% of FP17s for the same patient ID Re-attending within 3 months - Adults	583	6,258	9.3%	16.6%	15.9%	16.0%
% of FP17s for the same patient ID Re-attending between 3 & 9 months - Children	1,756	3,024	58.1%	55.4%	60.6%	58.3%
% of FP17s for the same patient ID Re-attending between 3 & 9 months - Adults	3,362	6,258	53.7%	48.4%	51.6%	50.3%
% of FP17s for Band 1 Urgent Courses	517	8,485	6.1%	10.5%	9.5%	9.1%
% of FP17s Relating to Free Repair or Replacements	54	8,485	0.6%	0.6%	0.7%	0.8%
% of FP17s Relating to Continuations	24	8,485	0.3%	0.8%	1.0%	1.0%
% of Patients satisfied with the dentistry they have received	9	9	N/A	91.2%	92.0%	91.5%
% of Patients satisfied with the time they had to wait for an appointment	8	9	N/A	87.2%	88.1%	87.9%

* This is based on patients treated on this contract for their most recent course of treatment. Figures in italics indicate the base number of FP17s or Patient Questionnaire responses are less than 100. N/A is shown where the base number of responses is less than 10 during the period. % is calculated as Quantity/Base number*100

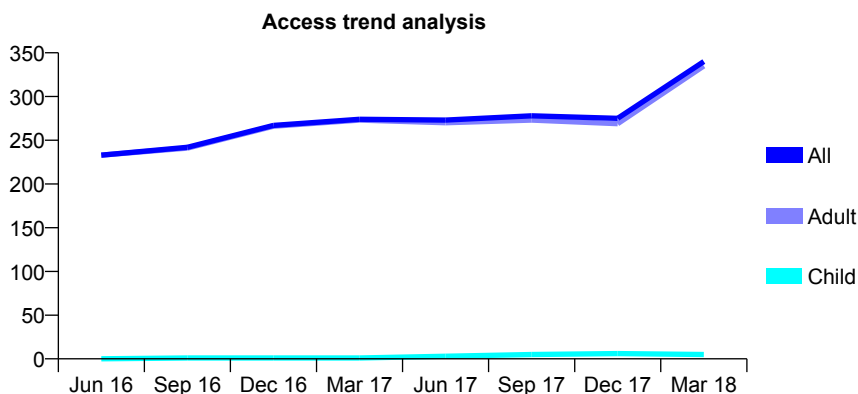
Q67 - Vital Signs At a Glance Contract Report for 176125/0002 - Year end March 2018

Name or company name	Uddin & Akhtar
Contract type name	PDS Contract
Purpose of contract	General
Contract start date	10/03/2011
Contract end date	31/03/2020

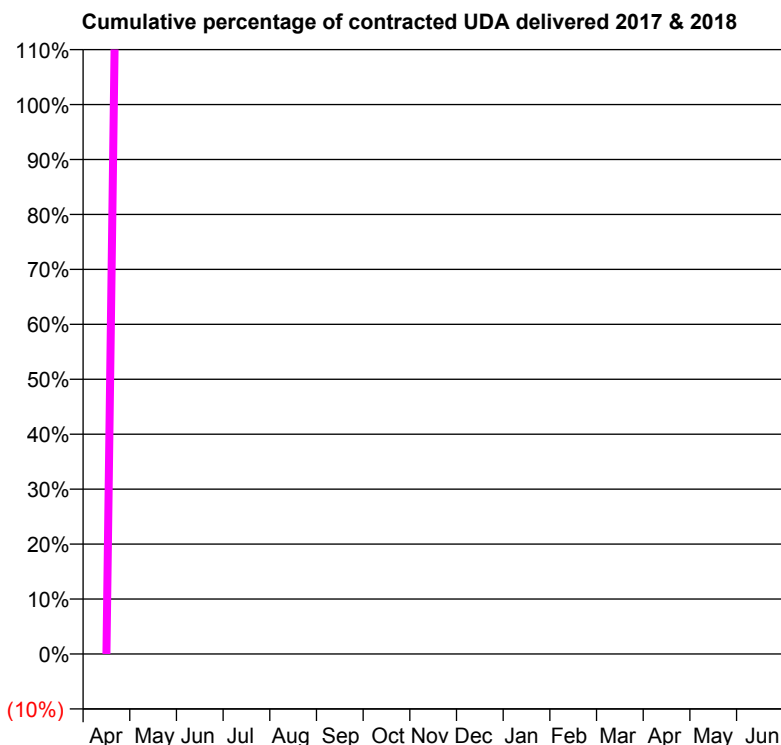
17/18 Contracted general activity (UDA)	11
Carry forward general activity (UDA)	0
17/18 Contracted orthodontic activity (UOA)	0
Carry forward orthodontic activity (UOA)	0
Baseline contract value	£30,662.40

ACCESS*

Patients seen in 24 months	Total	Change since previous quarter
Quarter ending March 2017	274	
Quarter ending June 2017	273	→
Quarter ending September 2017	278	→
Quarter ending December 2017	275	↓
Quarter ending March 2018	340	↑
Variance since March 2017	24.1%	↑



ACTIVITY



Month	Adjusted Scheduled Activity (UDA)	
	2017	2018
April	81	0
May	123	69
June	168	87
July	223	185
August	287	185
September	390	257
October	415	286
November	518	286
December	558	433
January	588	433
February	646	570
March	743	781
April	782	839
May	785	839
June	785	839

QUALITY

	Quantity	Base Number	Contract	AT	Region	England
% of FP17s for the same patient ID Re-attending within 3 months - Children	0	8	0.0%	11.7%	11.5%	11.9%
% of FP17s for the same patient ID Re-attending within 3 months - Adults	2	274	0.7%	16.6%	15.9%	16.0%
% of FP17s for the same patient ID Re-attending between 3 & 9 months - Children	0	8	0.0%	55.4%	60.6%	58.3%
% of FP17s for the same patient ID Re-attending between 3 & 9 months - Adults	1	274	0.4%	48.4%	51.6%	50.3%
% of FP17s for Band 1 Urgent Courses	0	287	0.0%	10.5%	9.5%	9.1%
% of FP17s Relating to Free Repair or Replacements	0	287	0.0%	0.6%	0.7%	0.8%
% of FP17s Relating to Continuations	0	287	0.0%	0.8%	1.0%	1.0%
% of Patients satisfied with the dentistry they have received	0	0	N/A	91.2%	92.0%	91.5%
% of Patients satisfied with the time they had to wait for an appointment	0	0	N/A	87.2%	88.1%	87.9%

* This is based on patients treated on this contract for their most recent course of treatment. Figures in italics indicate the base number of FP17s or Patient Questionnaire responses are less than 100. N/A is shown where the base number of responses is less than 10 during the period. % is calculated as Quantity/Base number*100

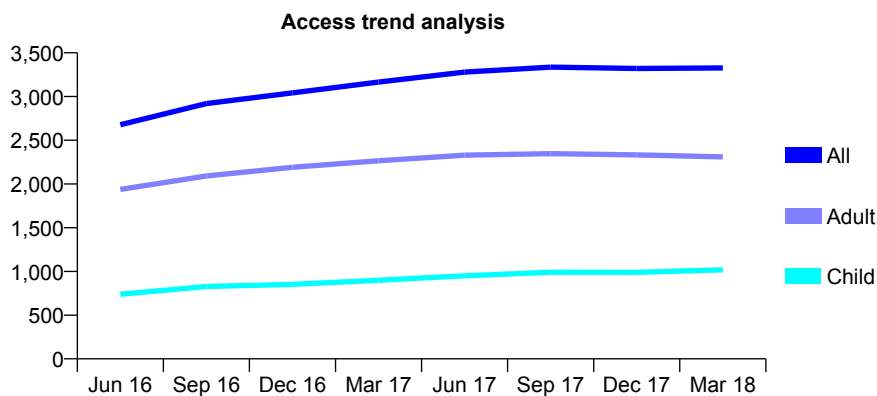
Q67 - Vital Signs At a Glance Contract Report for 176680/0001 - Year end March 2018

Name or company name	Tricon House Dental Practice
Contract type name	GDS Contract
Purpose of contract	General
Contract start date	01/09/2015
Contract end date	

17/18 Contracted general activity (UDA)	8,599
Carry forward general activity (UDA)	-43
17/18 Contracted orthodontic activity (UOA)	0
Carry forward orthodontic activity (UOA)	0
Baseline contract value	£212,645.78

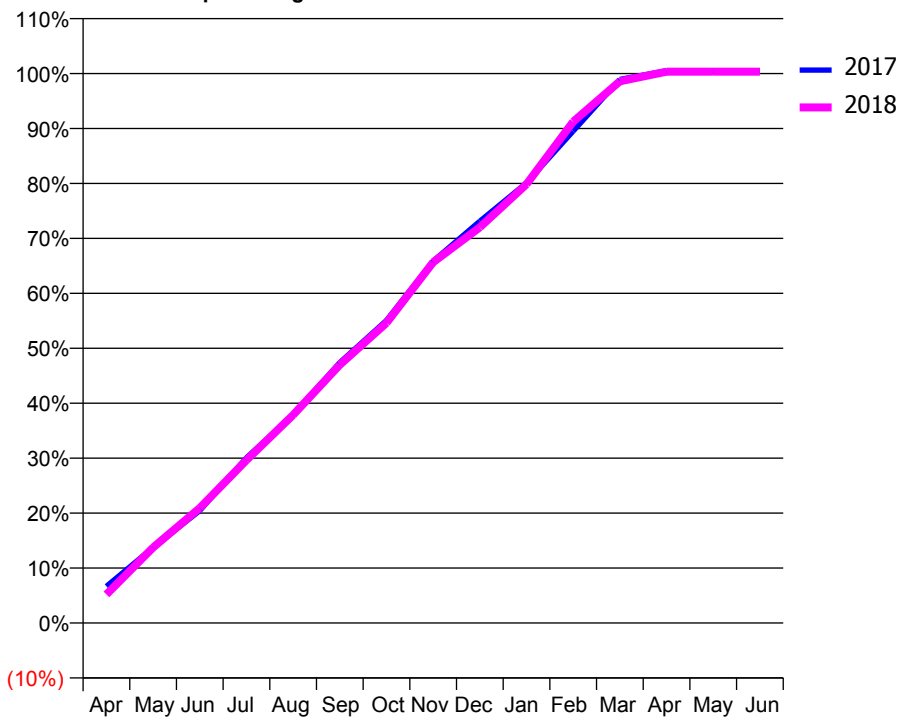
ACCESS*

Patients seen in 24 months	Total	Change since previous quarter
Quarter ending March 2017	3,165	
Quarter ending June 2017	3,279	↑
Quarter ending September 2017	3,336	→
Quarter ending December 2017	3,321	→
Quarter ending March 2018	3,327	→
Variance since March 2017	5.1%	↑



ACTIVITY

Cumulative percentage of contracted UDA delivered 2017 & 2018



Month	Adjusted Scheduled Activity (UDA)	
	2017	2018
April	575	448
May	1,181	1,182
June	1,757	1,800
July	2,587	2,550
August	3,256	3,257
September	4,076	4,040
October	4,735	4,696
November	5,664	5,646
December	6,288	6,193
January	6,888	6,867
February	7,697	7,845
March	8,506	8,478
April	8,642	8,627
May	8,642	8,628
June	8,642	8,628

QUALITY

	Quantity	Base Number	Contract	AT	Region	England
% of FP17s for the same patient ID Re-attending within 3 months - Children	83	1,482	5.6%	11.7%	11.5%	11.9%
% of FP17s for the same patient ID Re-attending within 3 months - Adults	580	3,792	15.3%	16.6%	15.9%	16.0%
% of FP17s for the same patient ID Re-attending between 3 & 9 months - Children	909	1,482	61.3%	55.4%	60.6%	58.3%
% of FP17s for the same patient ID Re-attending between 3 & 9 months - Adults	2,455	3,792	64.7%	48.4%	51.6%	50.3%
% of FP17s for Band 1 Urgent Courses	302	5,242	5.8%	10.5%	9.5%	9.1%
% of FP17s Relating to Free Repair or Replacements	1	5,242	0.0%	0.6%	0.7%	0.8%
% of FP17s Relating to Continuations	118	5,242	2.3%	0.8%	1.0%	1.0%
% of Patients satisfied with the dentistry they have received	8	8	N/A	91.2%	92.0%	91.5%
% of Patients satisfied with the time they had to wait for an appointment	8	8	N/A	87.2%	88.1%	87.9%

* This is based on patients treated on this contract for their most recent course of treatment. Figures in italics indicate the base number of FP17s or Patient Questionnaire responses are less than 100. N/A is shown where the base number of responses is less than 10 during the period. % is calculated as Quantity/Base number*100

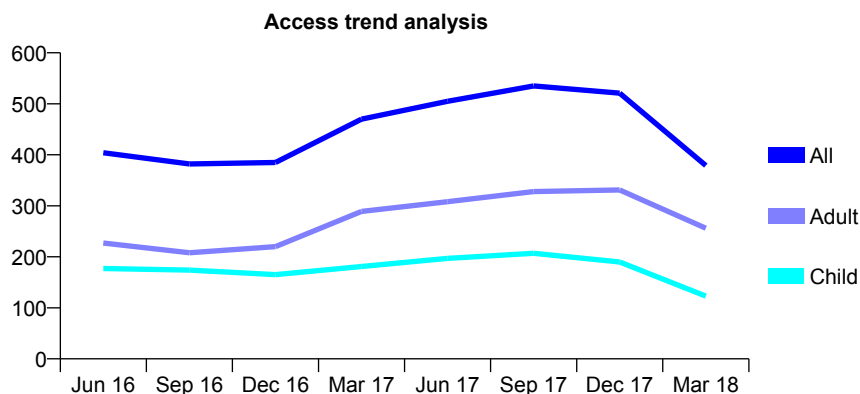
Q67 - Vital Signs At a Glance Contract Report for 181579/0001 - Year end March 2018

Name or company name	MR M MITIC
Contract type name	GDS Contract
Purpose of contract	General
Contract start date	01/01/2014
Contract end date	31/01/2018

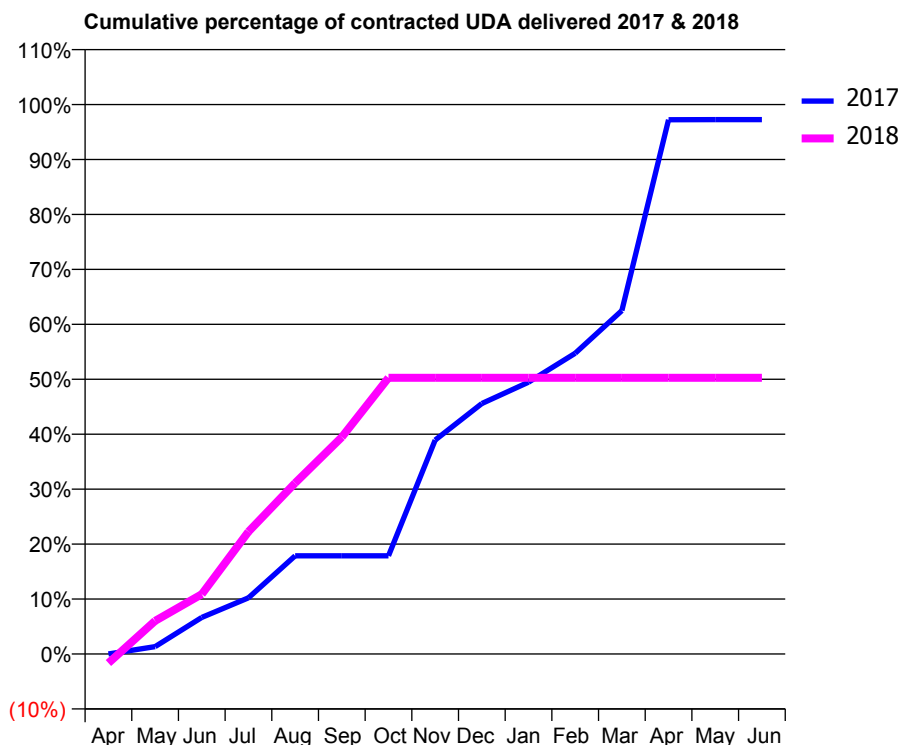
17/18 Contracted general activity (UDA)	2,029
Carry forward general activity (UDA)	66
17/18 Contracted orthodontic activity (UOA)	0
Carry forward orthodontic activity (UOA)	0
Baseline contract value	£51,104.58

ACCESS*

Patients seen in 24 months	Total	Change since previous quarter
Quarter ending March 2017	470	
Quarter ending June 2017	505	↑
Quarter ending September 2017	535	↑
Quarter ending December 2017	521	↓
Quarter ending March 2018	379	↓
Variance since March 2017	(19.4%)	↓



ACTIVITY



Month	Adjusted Scheduled Activity (UDA)	
	2017	2018
April	0	-34
May	33	122
June	162	221
July	249	452
August	435	632
September	435	801
October	435	1,020
November	948	1,020
December	1,110	1,020
January	1,205	1,020
February	1,333	1,020
March	1,522	1,020
April	2,367	1,020
May	2,368	1,020
June	2,368	1,020

QUALITY

	Quantity	Base Number	Contract	AT	Region	England
% of FP17s for the same patient ID Re-attending within 3 months - Children	5	203	2.5%	11.7%	11.5%	11.9%
% of FP17s for the same patient ID Re-attending within 3 months - Adults	19	329	5.8%	16.6%	15.9%	16.0%
% of FP17s for the same patient ID Re-attending between 3 & 9 months - Children	100	203	49.3%	55.4%	60.6%	58.3%
% of FP17s for the same patient ID Re-attending between 3 & 9 months - Adults	115	329	35.0%	48.4%	51.6%	50.3%
% of FP17s for Band 1 Urgent Courses	21	392	5.4%	10.5%	9.5%	9.1%
% of FP17s Relating to Free Repair or Replacements	0	392	0.0%	0.6%	0.7%	0.8%
% of FP17s Relating to Continuations	0	392	0.0%	0.8%	1.0%	1.0%
% of Patients satisfied with the dentistry they have received	1	1	N/A	91.2%	92.0%	91.5%
% of Patients satisfied with the time they had to wait for an appointment	0	1	N/A	87.2%	88.1%	87.9%

* This is based on patients treated on this contract for their most recent course of treatment. Figures in italics indicate the base number of FP17s or Patient Questionnaire responses are less than 100. N/A is shown where the base number of responses is less than 10 during the period. % is calculated as Quantity/Base number*100

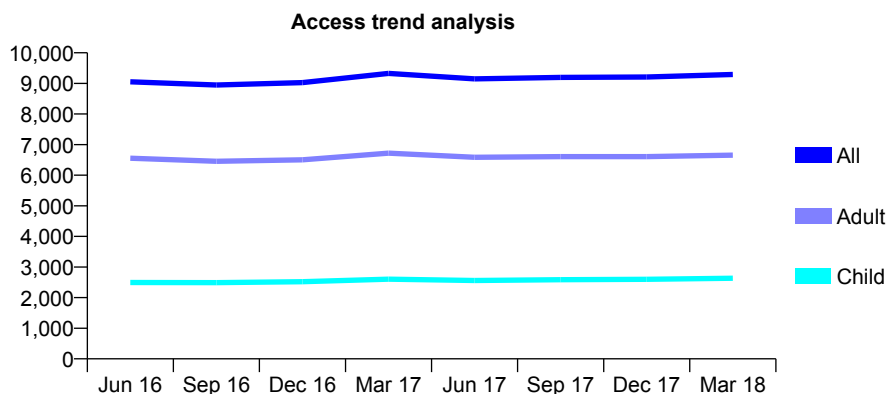
Q67 - Vital Signs At a Glance Contract Report for 182583/0001 - Year end March 2018

Name or company name	The City Way Practice
Contract type name	GDS Contract
Purpose of contract	General
Contract start date	01/05/2012
Contract end date	

17/18 Contracted general activity (UDA)	26,183
Carry forward general activity (UDA)	-326
17/18 Contracted orthodontic activity (UOA)	0
Carry forward orthodontic activity (UOA)	0
Baseline contract value	£654,593.87

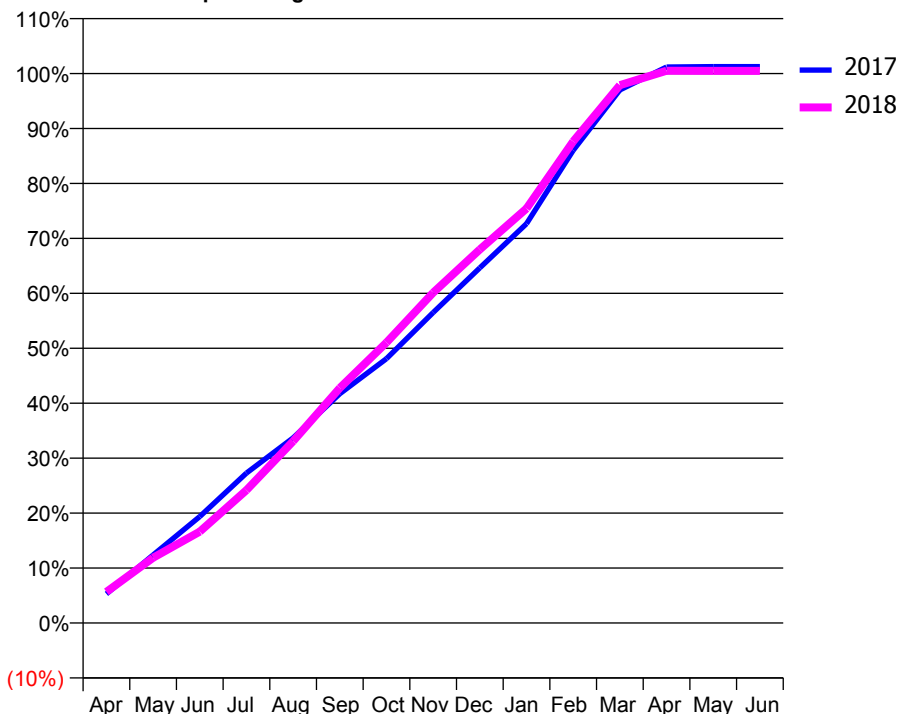
ACCESS*

Patients seen in 24 months	Total	Change since previous quarter
Quarter ending March 2017	9,326	
Quarter ending June 2017	9,150	↓
Quarter ending September 2017	9,196	→
Quarter ending December 2017	9,209	→
Quarter ending March 2018	9,291	→
Variance since March 2017	(0.4%)	→



ACTIVITY

Cumulative percentage of contracted UDA delivered 2017 & 2018



Month	Adjusted Scheduled Activity (UDA)	
	2017	2018
April	1,390	1,481
May	3,243	3,111
June	5,071	4,353
July	7,147	6,332
August	8,819	8,661
September	10,926	11,199
October	12,596	13,366
November	14,797	15,743
December	16,922	17,800
January	19,025	19,754
February	22,521	22,949
March	25,401	25,630
April	26,495	26,314
May	26,511	26,308
June	26,509	26,309

QUALITY

	Quantity	Base Number	Contract	AT	Region	England
% of FP17s for the same patient ID Re-attending within 3 months - Children	217	3,528	6.2%	11.7%	11.5%	11.9%
% of FP17s for the same patient ID Re-attending within 3 months - Adults	880	8,026	11.0%	16.6%	15.9%	16.0%
% of FP17s for the same patient ID Re-attending between 3 & 9 months - Children	1,644	3,528	46.6%	55.4%	60.6%	58.3%
% of FP17s for the same patient ID Re-attending between 3 & 9 months - Adults	3,266	8,026	40.7%	48.4%	51.6%	50.3%
% of FP17s for Band 1 Urgent Courses	920	11,434	8.0%	10.5%	9.5%	9.1%
% of FP17s Relating to Free Repair or Replacements	228	11,434	2.0%	0.6%	0.7%	0.8%
% of FP17s Relating to Continuations	9	11,434	0.1%	0.8%	1.0%	1.0%
% of Patients satisfied with the dentistry they have received	5	8	N/A	91.2%	92.0%	91.5%
% of Patients satisfied with the time they had to wait for an appointment	6	8	N/A	87.2%	88.1%	87.9%

* This is based on patients treated on this contract for their most recent course of treatment. Figures in italics indicate the base number of FP17s or Patient Questionnaire responses are less than 100. N/A is shown where the base number of responses is less than 10 during the period. % is calculated as Quantity/Base number*100

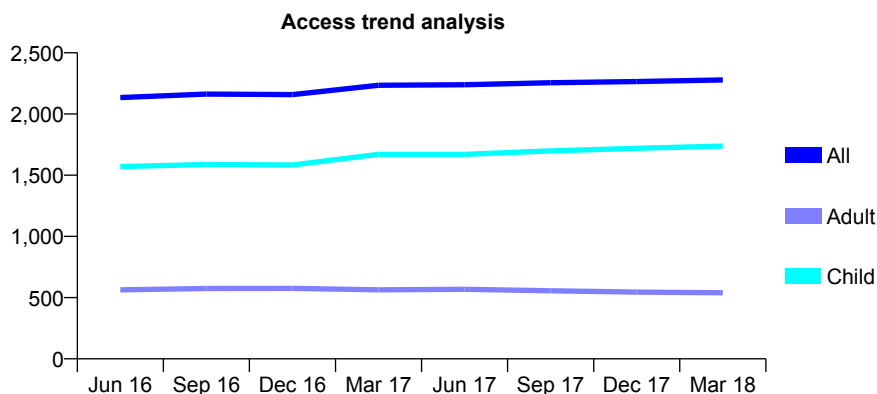
Q67 - Vital Signs At a Glance Contract Report for 183156/0001 - Year end March 2018

Name or company name	Roseacre Dental Practice
Contract type name	GDS Contract
Purpose of contract	General
Contract start date	01/12/2012
Contract end date	

17/18 Contracted general activity (UDA)	4,700
Carry forward general activity (UDA)	21
17/18 Contracted orthodontic activity (UOA)	0
Carry forward orthodontic activity (UOA)	0
Baseline contract value	£127,775.31

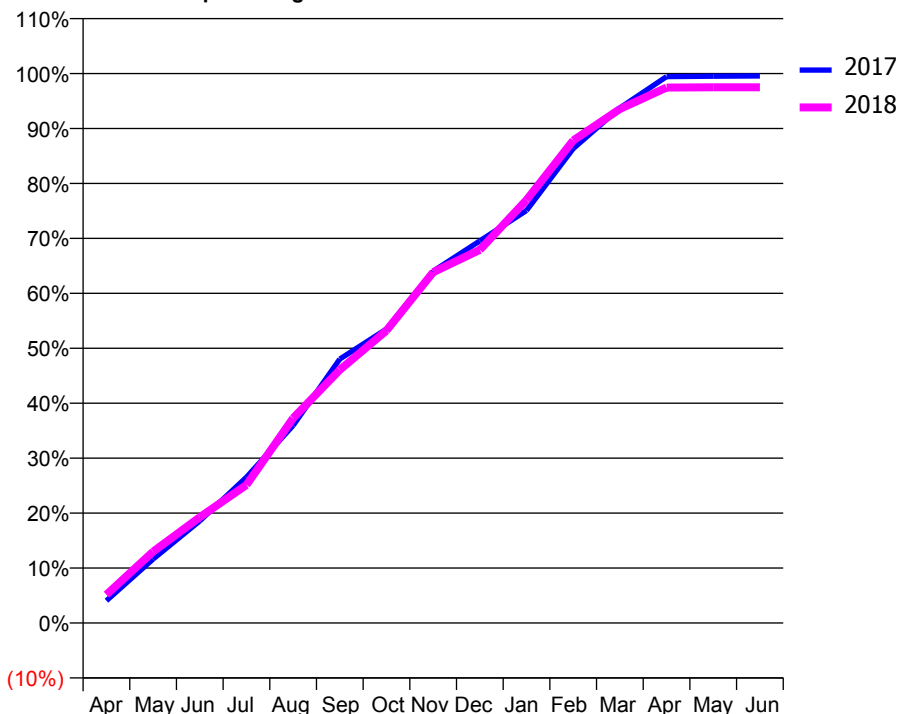
ACCESS*

Patients seen in 24 months	Total	Change since previous quarter
Quarter ending March 2017	2,235	
Quarter ending June 2017	2,239	→
Quarter ending September 2017	2,255	→
Quarter ending December 2017	2,265	→
Quarter ending March 2018	2,278	→
Variance since March 2017	1.9%	→



ACTIVITY

Cumulative percentage of contracted UDA delivered 2017 & 2018



Month	Adjusted Scheduled Activity (UDA)	
	2017	2018
April	192	242
May	547	611
June	873	905
July	1,247	1,181
August	1,690	1,752
September	2,258	2,166
October	2,514	2,502
November	3,009	3,001
December	3,268	3,192
January	3,529	3,618
February	4,058	4,127
March	4,405	4,397
April	4,674	4,580
May	4,677	4,582
June	4,679	4,582

QUALITY

	Quantity	Base Number	Contract	AT	Region	England
% of FP17s for the same patient ID Re-attending within 3 months - Children	246	3,050	8.1%	11.7%	11.5%	11.9%
% of FP17s for the same patient ID Re-attending within 3 months - Adults	42	558	7.5%	16.6%	15.9%	16.0%
% of FP17s for the same patient ID Re-attending between 3 & 9 months - Children	2,056	3,050	67.4%	55.4%	60.6%	58.3%
% of FP17s for the same patient ID Re-attending between 3 & 9 months - Adults	353	558	63.3%	48.4%	51.6%	50.3%
% of FP17s for Band 1 Urgent Courses	136	3,570	3.8%	10.5%	9.5%	9.1%
% of FP17s Relating to Free Repair or Replacements	11	3,570	0.3%	0.6%	0.7%	0.8%
% of FP17s Relating to Continuations	0	3,570	0.0%	0.8%	1.0%	1.0%
% of Patients satisfied with the dentistry they have received	3	3	N/A	91.2%	92.0%	91.5%
% of Patients satisfied with the time they had to wait for an appointment	3	3	N/A	87.2%	88.1%	87.9%

* This is based on patients treated on this contract for their most recent course of treatment. Figures in italics indicate the base number of FP17s or Patient Questionnaire responses are less than 100. N/A is shown where the base number of responses is less than 10 during the period. % is calculated as Quantity/Base number*100

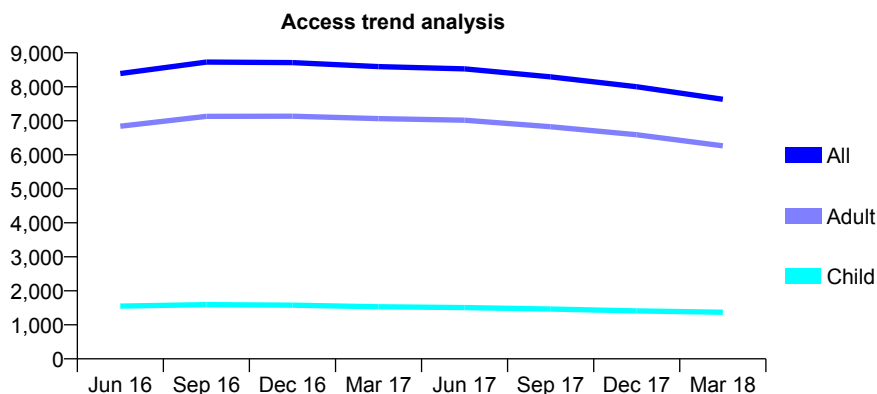
Q67 - Vital Signs At a Glance Contract Report for 183202/0002 - Year end March 2018

Name or company name	Stanhope Road Dental Practice Partnership
Contract type name	GDS Contract
Purpose of contract	General
Contract start date	22/06/2015
Contract end date	

17/18 Contracted general activity (UDA)	28,000
Carry forward general activity (UDA)	0
17/18 Contracted orthodontic activity (UOA)	0
Carry forward orthodontic activity (UOA)	0
Baseline contract value	£704,259.78

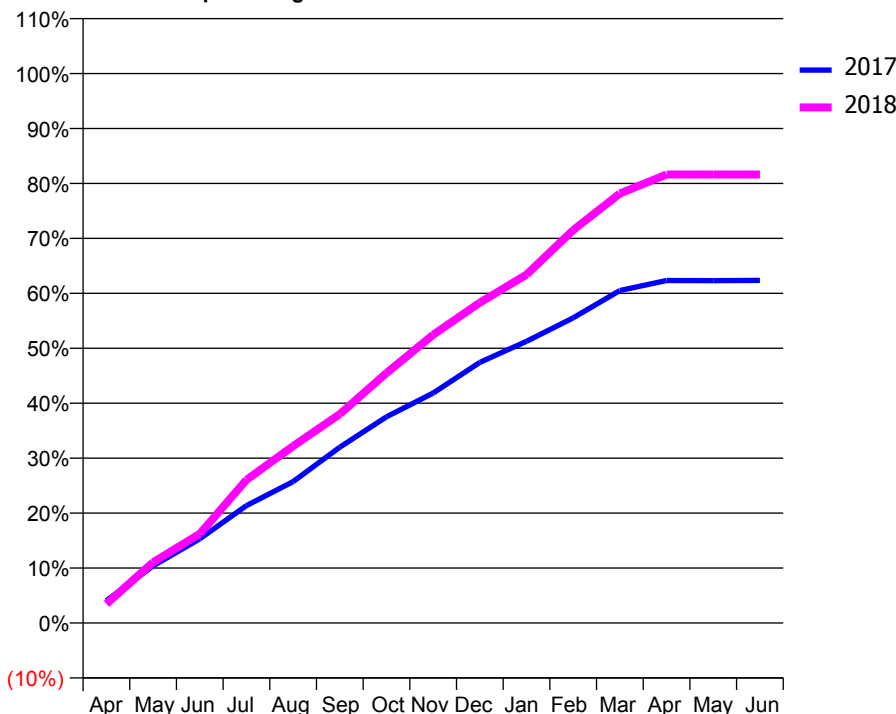
ACCESS*

Patients seen in 24 months	Total	Change since previous quarter
Quarter ending March 2017	8,595	
Quarter ending June 2017	8,528	→
Quarter ending September 2017	8,292	↓
Quarter ending December 2017	8,000	↓
Quarter ending March 2018	7,635	↓
Variance since March 2017	(11.2%)	↓



ACTIVITY

Cumulative percentage of contracted UDA delivered 2017 & 2018



Month	Adjusted Scheduled Activity (UDA)	
	2017	2018
April	1,624	972
May	4,165	3,094
June	6,135	4,539
July	8,553	7,293
August	10,302	9,011
September	12,809	10,642
October	15,030	12,734
November	16,755	14,687
December	18,989	16,324
January	20,531	17,753
February	22,236	20,023
March	24,235	21,885
April	24,958	22,854
May	24,954	22,852
June	24,969	22,851

QUALITY

	Quantity	Base Number	Contract	AT	Region	England
% of FP17s for the same patient ID Re-attending within 3 months - Children	107	1,938	5.5%	11.7%	11.5%	11.9%
% of FP17s for the same patient ID Re-attending within 3 months - Adults	1,072	9,023	11.9%	16.6%	15.9%	16.0%
% of FP17s for the same patient ID Re-attending between 3 & 9 months - Children	1,135	1,938	58.6%	55.4%	60.6%	58.3%
% of FP17s for the same patient ID Re-attending between 3 & 9 months - Adults	5,561	9,023	61.6%	48.4%	51.6%	50.3%
% of FP17s for Band 1 Urgent Courses	1,030	11,028	9.3%	10.5%	9.5%	9.1%
% of FP17s Relating to Free Repair or Replacements	38	11,028	0.3%	0.6%	0.7%	0.8%
% of FP17s Relating to Continuations	128	11,028	1.2%	0.8%	1.0%	1.0%
% of Patients satisfied with the dentistry they have received	10	14	71.4%	91.2%	92.0%	91.5%
% of Patients satisfied with the time they had to wait for an appointment	10	14	71.4%	87.2%	88.1%	87.9%

* This is based on patients treated on this contract for their most recent course of treatment. Figures in italics indicate the base number of FP17s or Patient Questionnaire responses are less than 100. N/A is shown where the base number of responses is less than 10 during the period. % is calculated as Quantity/Base number*100

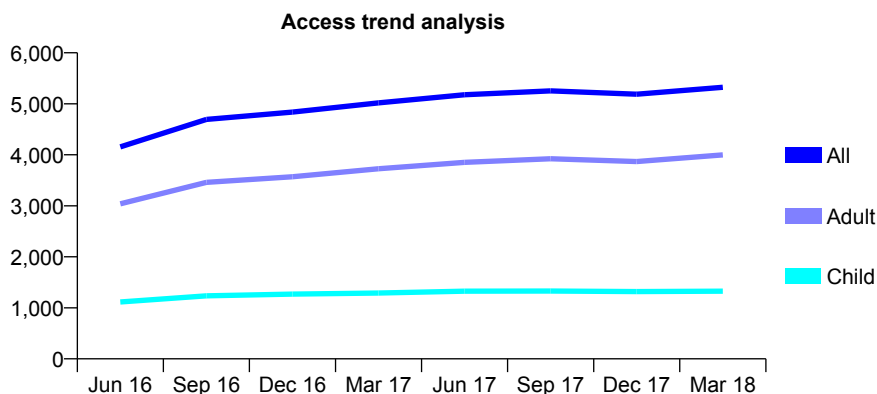
Q67 - Vital Signs At a Glance Contract Report for 183725/0001 - Year end March 2018

Name or company name	Blackbull Road Dental Surgery
Contract type name	GDS Contract
Purpose of contract	General
Contract start date	14/01/2015
Contract end date	

17/18 Contracted general activity (UDA)	18,020
Carry forward general activity (UDA)	2,810
17/18 Contracted orthodontic activity (UOA)	0
Carry forward orthodontic activity (UOA)	0
Baseline contract value	£426,098.87

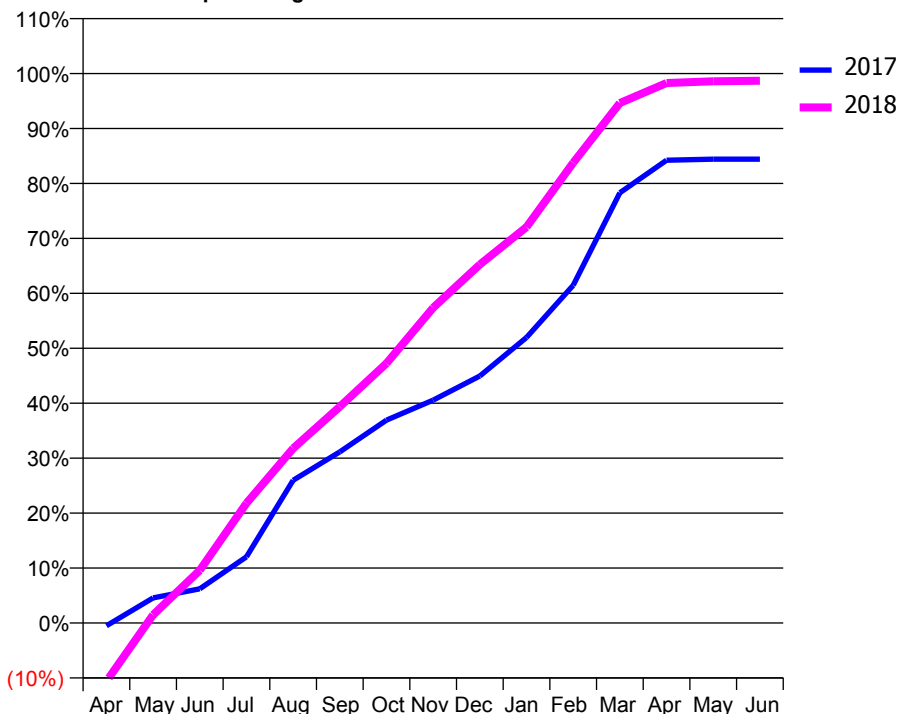
ACCESS*

Patients seen in 24 months	Total	Change since previous quarter
Quarter ending March 2017	5,019	
Quarter ending June 2017	5,179	↑
Quarter ending September 2017	5,253	→
Quarter ending December 2017	5,189	↓
Quarter ending March 2018	5,325	↑
Variance since March 2017	6.1%	↑



ACTIVITY

Cumulative percentage of contracted UDA delivered 2017 & 2018



Month	Adjusted Scheduled Activity (UDA)	
	2017	2018
April	-92	-1,922
May	825	268
June	1,123	1,729
July	2,173	3,928
August	4,680	5,724
September	5,614	7,094
October	6,655	8,515
November	7,310	10,341
December	8,102	11,755
January	9,363	12,984
February	11,072	15,095
March	14,110	17,052
April	15,174	17,707
May	15,212	17,764
June	15,210	17,781

QUALITY

	Quantity	Base Number	Contract	AT	Region	England
% of FP17s for the same patient ID Re-attending within 3 months - Children	95	1,432	6.6%	11.7%	11.5%	11.9%
% of FP17s for the same patient ID Re-attending within 3 months - Adults	586	4,260	13.8%	16.6%	15.9%	16.0%
% of FP17s for the same patient ID Re-attending between 3 & 9 months - Children	565	1,432	39.5%	55.4%	60.6%	58.3%
% of FP17s for the same patient ID Re-attending between 3 & 9 months - Adults	1,311	4,260	30.8%	48.4%	51.6%	50.3%
% of FP17s for Band 1 Urgent Courses	356	5,617	6.3%	10.5%	9.5%	9.1%
% of FP17s Relating to Free Repair or Replacements	6	5,617	0.1%	0.6%	0.7%	0.8%
% of FP17s Relating to Continuations	13	5,617	0.2%	0.8%	1.0%	1.0%
% of Patients satisfied with the dentistry they have received	5	7	N/A	91.2%	92.0%	91.5%
% of Patients satisfied with the time they had to wait for an appointment	5	7	N/A	87.2%	88.1%	87.9%

* This is based on patients treated on this contract for their most recent course of treatment. Figures in italics indicate the base number of FP17s or Patient Questionnaire responses are less than 100. N/A is shown where the base number of responses is less than 10 during the period. % is calculated as Quantity/Base number*100

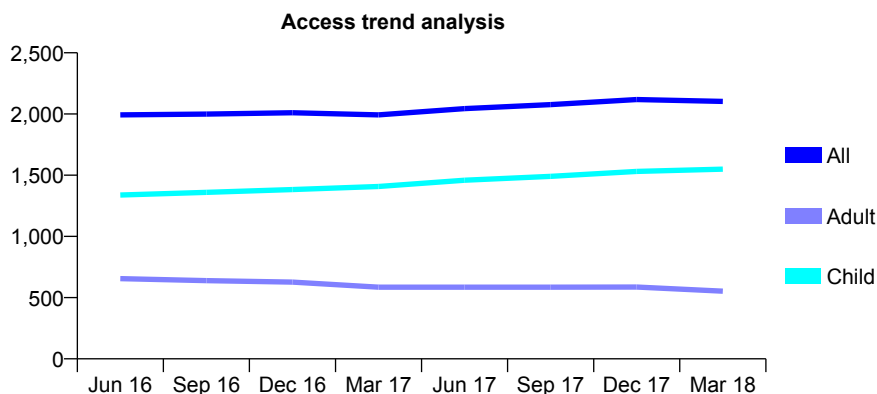
Q67 - Vital Signs At a Glance Contract Report for 186112/0001 - Year end March 2018

Name or company name	Hoo Dental Care Ltd
Contract type name	GDS Contract
Purpose of contract	General
Contract start date	01/04/2011
Contract end date	

17/18 Contracted general activity (UDA)	5,487
Carry forward general activity (UDA)	82
17/18 Contracted orthodontic activity (UOA)	0
Carry forward orthodontic activity (UOA)	0
Baseline contract value	£144,966.15

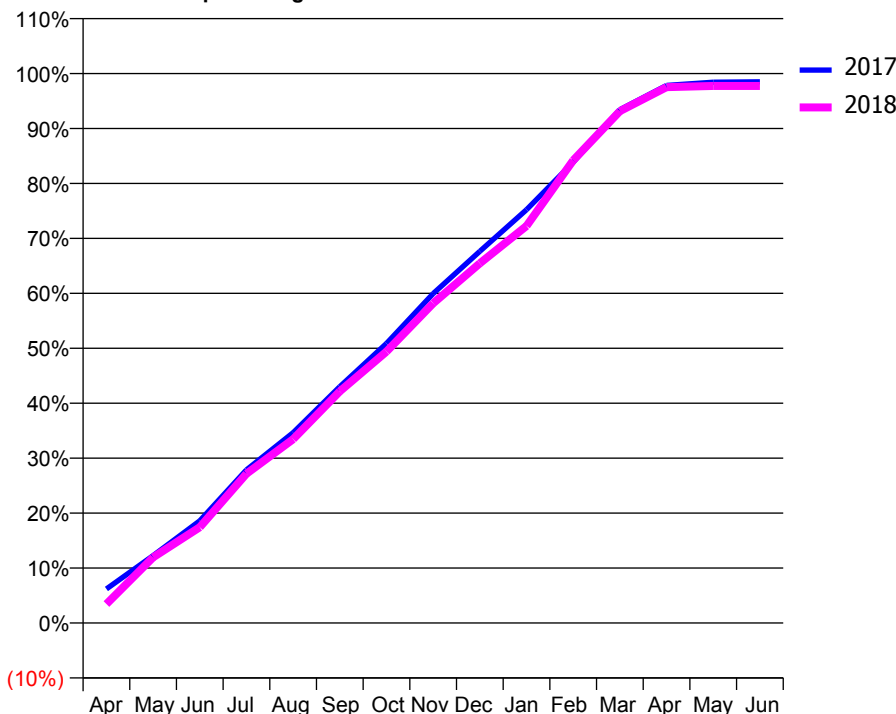
ACCESS*

Patients seen in 24 months	Total	Change since previous quarter
Quarter ending March 2017	1,993	
Quarter ending June 2017	2,044	↑
Quarter ending September 2017	2,077	→
Quarter ending December 2017	2,118	→
Quarter ending March 2018	2,103	→
Variance since March 2017	5.5%	↑



ACTIVITY

Cumulative percentage of contracted UDA delivered 2017 & 2018



Month	Adjusted Scheduled Activity (UDA)	
	2017	2018
April	340	190
May	673	656
June	1,021	956
July	1,530	1,490
August	1,901	1,835
September	2,360	2,314
October	2,791	2,710
November	3,290	3,193
December	3,712	3,592
January	4,128	3,965
February	4,601	4,619
March	5,125	5,111
April	5,368	5,350
May	5,400	5,362
June	5,404	5,362

QUALITY

	Quantity	Base Number	Contract	AT	Region	England
% of FP17s for the same patient ID Re-attending within 3 months - Children	267	2,512	10.6%	11.7%	11.5%	11.9%
% of FP17s for the same patient ID Re-attending within 3 months - Adults	110	595	18.5%	16.6%	15.9%	16.0%
% of FP17s for the same patient ID Re-attending between 3 & 9 months - Children	1,334	2,512	53.1%	55.4%	60.6%	58.3%
% of FP17s for the same patient ID Re-attending between 3 & 9 months - Adults	307	595	51.6%	48.4%	51.6%	50.3%
% of FP17s for Band 1 Urgent Courses	248	3,114	8.0%	10.5%	9.5%	9.1%
% of FP17s Relating to Free Repair or Replacements	0	3,114	0.0%	0.6%	0.7%	0.8%
% of FP17s Relating to Continuations	1	3,114	0.0%	0.8%	1.0%	1.0%
% of Patients satisfied with the dentistry they have received	0	0	N/A	91.2%	92.0%	91.5%
% of Patients satisfied with the time they had to wait for an appointment	0	0	N/A	87.2%	88.1%	87.9%

* This is based on patients treated on this contract for their most recent course of treatment. Figures in italics indicate the base number of FP17s or Patient Questionnaire responses are less than 100. N/A is shown where the base number of responses is less than 10 during the period. % is calculated as Quantity/Base number*100

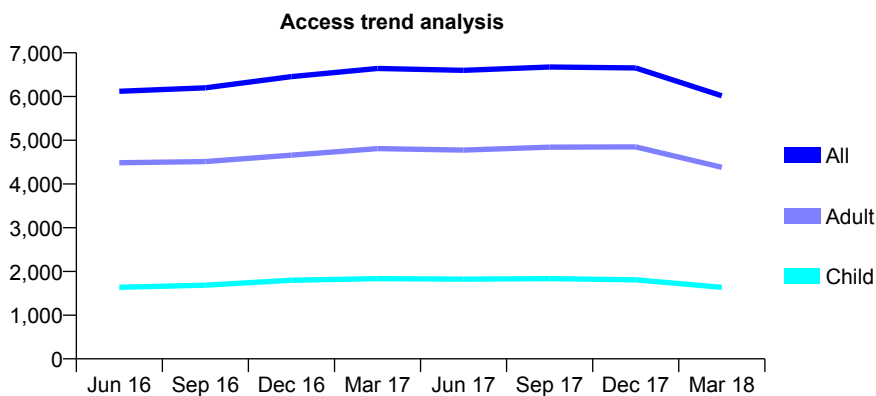
Q67 - Vital Signs At a Glance Contract Report for 192449/0001 - Year end March 2018

Name or company name	Church Hill dental Practice
Contract type name	GDS Contract
Purpose of contract	General
Contract start date	01/04/2013
Contract end date	31/03/2018

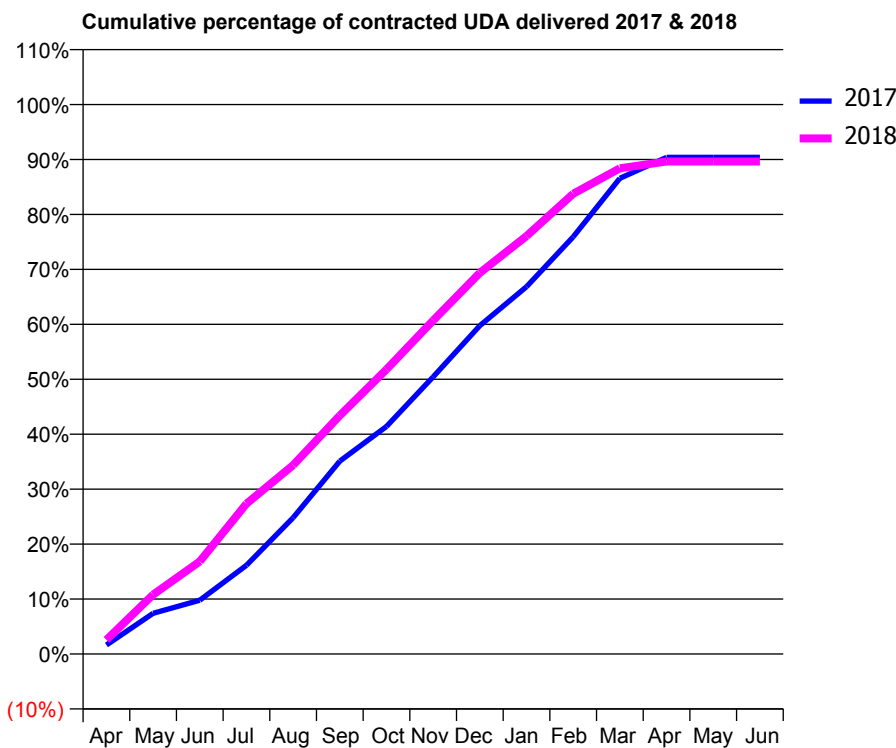
17/18 Contracted general activity (UDA)	22,473
Carry forward general activity (UDA)	0
17/18 Contracted orthodontic activity (UOA)	0
Carry forward orthodontic activity (UOA)	0
Baseline contract value	£518,399.33

ACCESS*

Patients seen in 24 months	Total	Change since previous quarter
Quarter ending March 2017	6,643	
Quarter ending June 2017	6,598	→
Quarter ending September 2017	6,676	→
Quarter ending December 2017	6,654	→
Quarter ending March 2018	6,017	↓
Variance since March 2017	(9.4%)	↓



ACTIVITY



Month	Adjusted Scheduled Activity (UDA)	
	2017	2018
April	366	581
May	1,667	2,428
June	2,198	3,786
July	3,629	6,149
August	5,575	7,723
September	7,889	9,754
October	9,304	11,641
November	11,335	13,642
December	13,429	15,589
January	15,020	17,093
February	17,059	18,820
March	19,458	19,864
April	20,312	20,144
May	20,313	20,144
June	20,310	20,144

QUALITY

	Quantity	Base Number	Contract	AT	Region	England
% of FP17s for the same patient ID Re-attending within 3 months - Children	250	2,532	9.9%	11.7%	11.5%	11.9%
% of FP17s for the same patient ID Re-attending within 3 months - Adults	1,422	7,168	19.8%	16.6%	15.9%	16.0%
% of FP17s for the same patient ID Re-attending between 3 & 9 months - Children	1,513	2,532	59.8%	55.4%	60.6%	58.3%
% of FP17s for the same patient ID Re-attending between 3 & 9 months - Adults	3,611	7,168	50.4%	48.4%	51.6%	50.3%
% of FP17s for Band 1 Urgent Courses	1,550	9,372	16.5%	10.5%	9.5%	9.1%
% of FP17s Relating to Free Repair or Replacements	131	9,372	1.4%	0.6%	0.7%	0.8%
% of FP17s Relating to Continuations	63	9,372	0.7%	0.8%	1.0%	1.0%
% of Patients satisfied with the dentistry they have received	8	8	N/A	91.2%	92.0%	91.5%
% of Patients satisfied with the time they had to wait for an appointment	7	8	N/A	87.2%	88.1%	87.9%

* This is based on patients treated on this contract for their most recent course of treatment. Figures in italics indicate the base number of FP17s or Patient Questionnaire responses are less than 100. N/A is shown where the base number of responses is less than 10 during the period. % is calculated as Quantity/Base number*100

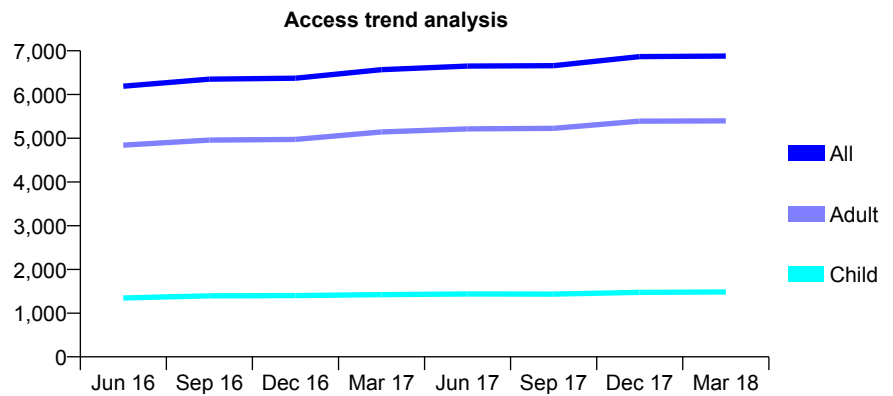
Q67 - Vital Signs At a Glance Contract Report for 192449/0002 - Year end March 2018

Name or company name	Church Hill dental Practice
Contract type name	GDS Contract
Purpose of contract	General
Contract start date	01/04/2013
Contract end date	31/03/2018

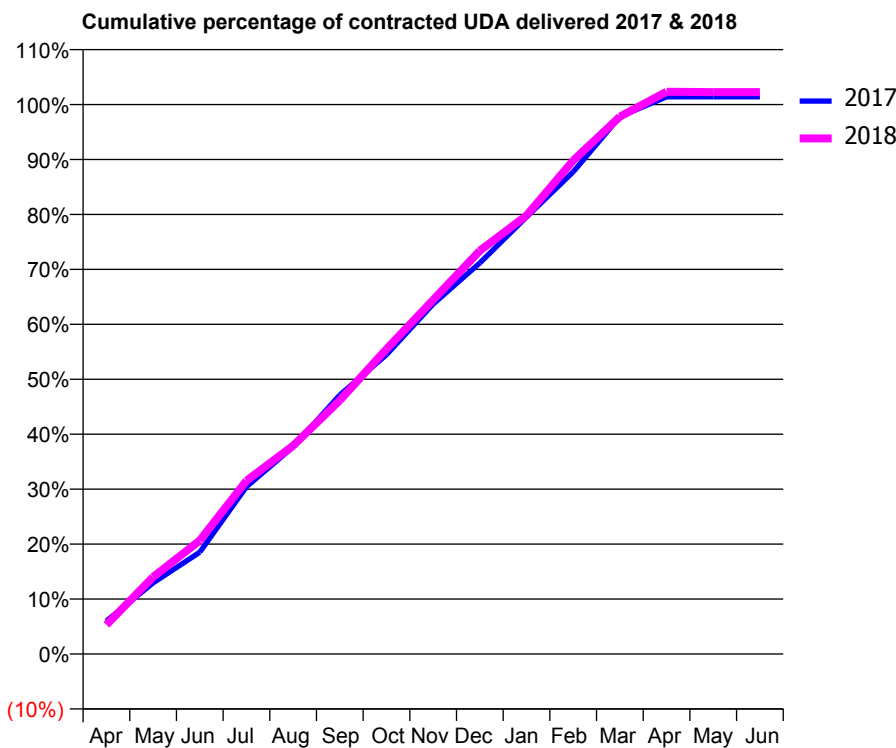
17/18 Contracted general activity (UDA)	18,591
Carry forward general activity (UDA)	-262
17/18 Contracted orthodontic activity (UOA)	0
Carry forward orthodontic activity (UOA)	0
Baseline contract value	£434,585.33

ACCESS*

Patients seen in 24 months	Total	Change since previous quarter
Quarter ending March 2017	6,567	
Quarter ending June 2017	6,652	→
Quarter ending September 2017	6,661	→
Quarter ending December 2017	6,867	↑
Quarter ending March 2018	6,879	→
Variance since March 2017	4.8%	↑



ACTIVITY



Month	Adjusted Scheduled Activity (UDA)	
	2017	2018
April	1,116	991
May	2,407	2,606
June	3,445	3,840
July	5,662	5,861
August	7,008	7,049
September	8,763	8,583
October	10,125	10,317
November	11,839	11,978
December	13,230	13,644
January	14,785	14,837
February	16,309	16,695
March	18,177	18,181
April	18,850	19,023
May	18,853	19,010
June	18,853	19,010

QUALITY

	Quantity	Base Number	Contract	AT	Region	England
% of FP17s for the same patient ID Re-attending within 3 months - Children	142	2,265	6.3%	11.7%	11.5%	11.9%
% of FP17s for the same patient ID Re-attending within 3 months - Adults	1,339	8,611	15.5%	16.6%	15.9%	16.0%
% of FP17s for the same patient ID Re-attending between 3 & 9 months - Children	1,453	2,265	64.2%	55.4%	60.6%	58.3%
% of FP17s for the same patient ID Re-attending between 3 & 9 months - Adults	5,184	8,611	60.2%	48.4%	51.6%	50.3%
% of FP17s for Band 1 Urgent Courses	1,451	10,906	13.3%	10.5%	9.5%	9.1%
% of FP17s Relating to Free Repair or Replacements	70	10,906	0.6%	0.6%	0.7%	0.8%
% of FP17s Relating to Continuations	38	10,906	0.3%	0.8%	1.0%	1.0%
% of Patients satisfied with the dentistry they have received	10	11	90.9%	91.2%	92.0%	91.5%
% of Patients satisfied with the time they had to wait for an appointment	10	11	90.9%	87.2%	88.1%	87.9%

* This is based on patients treated on this contract for their most recent course of treatment. Figures in italics indicate the base number of FP17s or Patient Questionnaire responses are less than 100. N/A is shown where the base number of responses is less than 10 during the period. % is calculated as Quantity/Base number*100

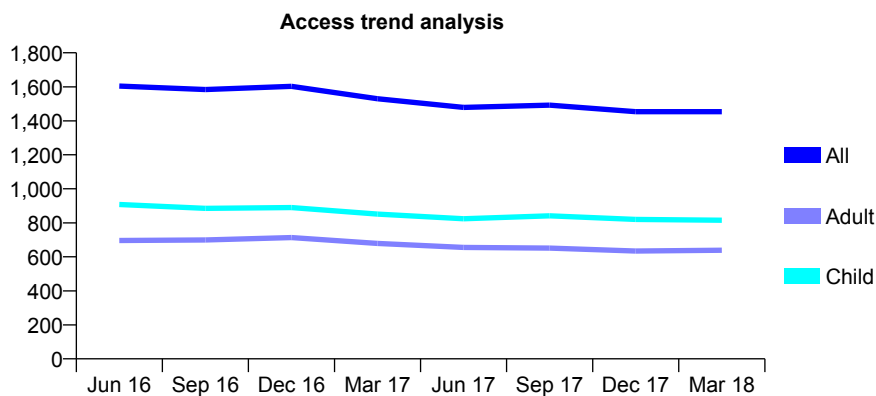
Q67 - Vital Signs At a Glance Contract Report for 192511/0001 - Year end March 2018

Name or company name	Highstreet Medical Dental
Contract type name	GDS Contract
Purpose of contract	General
Contract start date	22/07/2012
Contract end date	

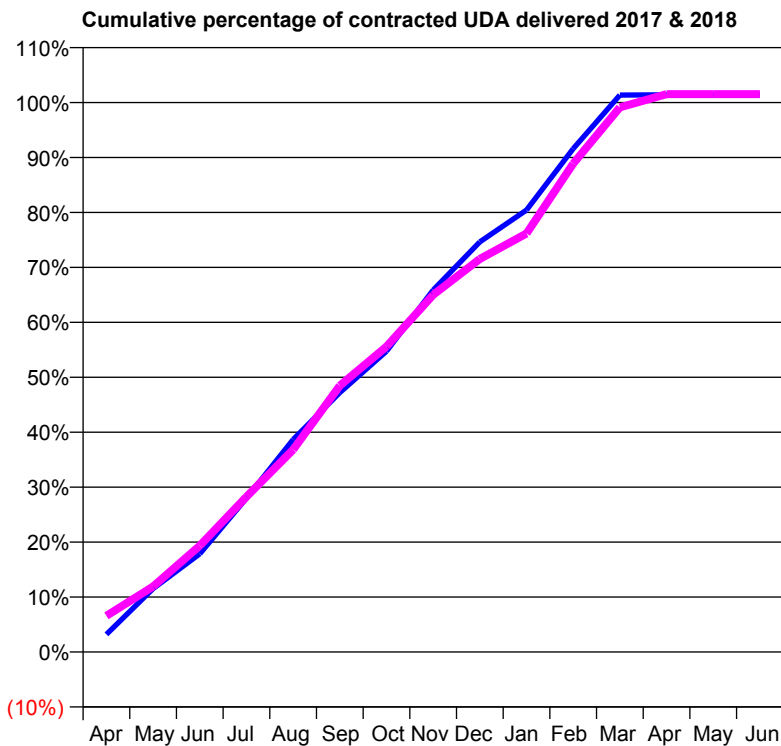
17/18 Contracted general activity (UDA)	5,107
Carry forward general activity (UDA)	-72
17/18 Contracted orthodontic activity (UOA)	0
Carry forward orthodontic activity (UOA)	0
Baseline contract value	£127,679.49

ACCESS*

Patients seen in 24 months	Total	Change since previous quarter
Quarter ending March 2017	1,530	
Quarter ending June 2017	1,479	↓
Quarter ending September 2017	1,492	→
Quarter ending December 2017	1,454	↓
Quarter ending March 2018	1,454	→
Variance since March 2017	(5.0%)	↓



ACTIVITY



Month	Adjusted Scheduled Activity (UDA)	
	2017	2018
April	165	336
May	589	609
June	912	988
July	1,430	1,443
August	1,974	1,881
September	2,411	2,476
October	2,795	2,839
November	3,364	3,320
December	3,812	3,653
January	4,107	3,890
February	4,678	4,539
March	5,175	5,062
April	5,178	5,184
May	5,178	5,184
June	5,178	5,184

QUALITY

	Quantity	Base Number	Contract	AT	Region	England
% of FP17s for the same patient ID Re-attending within 3 months - Children	93	1,142	8.1%	11.7%	11.5%	11.9%
% of FP17s for the same patient ID Re-attending within 3 months - Adults	156	756	20.6%	16.6%	15.9%	16.0%
% of FP17s for the same patient ID Re-attending between 3 & 9 months - Children	575	1,142	50.4%	55.4%	60.6%	58.3%
% of FP17s for the same patient ID Re-attending between 3 & 9 months - Adults	307	756	40.6%	48.4%	51.6%	50.3%
% of FP17s for Band 1 Urgent Courses	172	1,679	10.2%	10.5%	9.5%	9.1%
% of FP17s Relating to Free Repair or Replacements	1	1,679	0.1%	0.6%	0.7%	0.8%
% of FP17s Relating to Continuations	0	1,679	0.0%	0.8%	1.0%	1.0%
% of Patients satisfied with the dentistry they have received	2	3	N/A	91.2%	92.0%	91.5%
% of Patients satisfied with the time they had to wait for an appointment	3	3	N/A	87.2%	88.1%	87.9%

* This is based on patients treated on this contract for their most recent course of treatment. Figures in italics indicate the base number of FP17s or Patient Questionnaire responses are less than 100. N/A is shown where the base number of responses is less than 10 during the period. % is calculated as Quantity/Base number*100

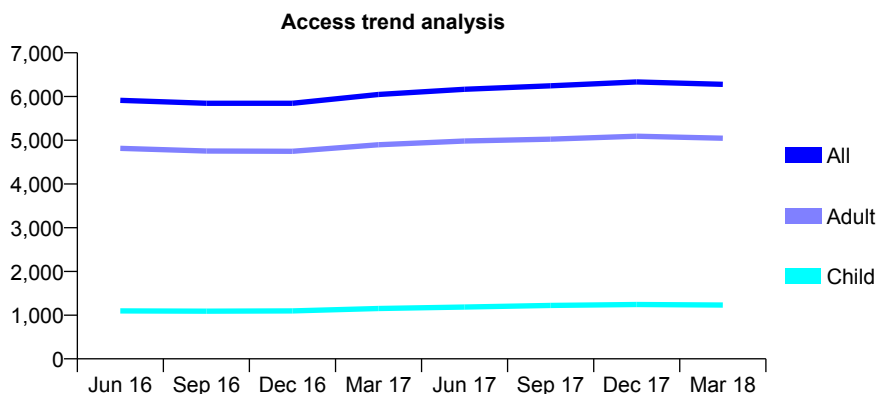
Q67 - Vital Signs At a Glance Contract Report for 193224/0001 - Year end March 2018

Name or company name	Wyndcott Ltd
Contract type name	GDS Contract
Purpose of contract	General
Contract start date	01/04/2013
Contract end date	

17/18 Contracted general activity (UDA)	15,384
Carry forward general activity (UDA)	-209
17/18 Contracted orthodontic activity (UOA)	0
Carry forward orthodontic activity (UOA)	0
Baseline contract value	£380,441.71

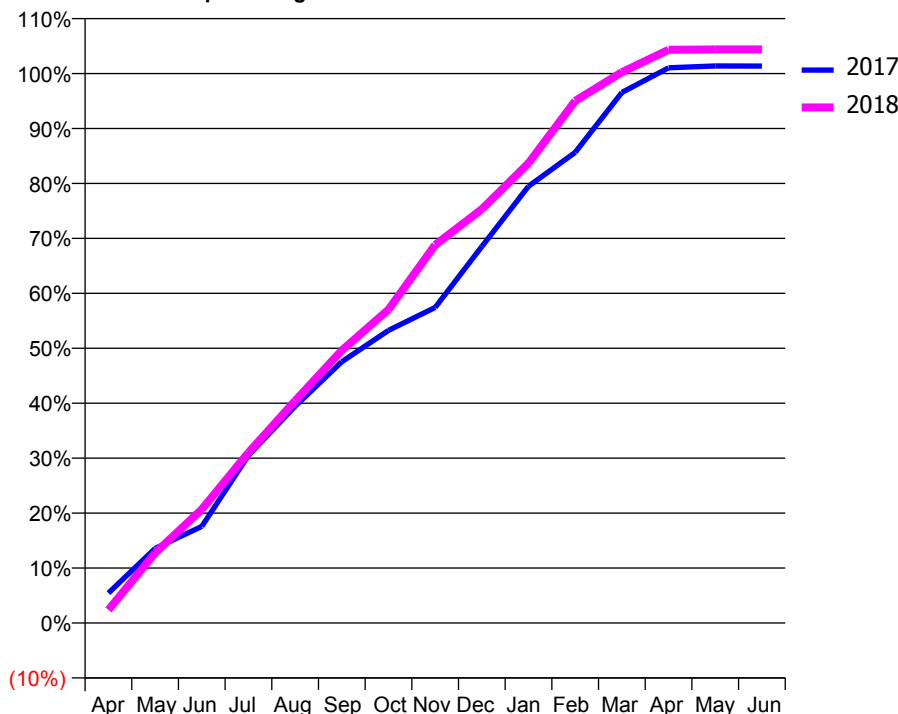
ACCESS*

Patients seen in 24 months	Total	Change since previous quarter
Quarter ending March 2017	6,048	
Quarter ending June 2017	6,167	→
Quarter ending September 2017	6,246	→
Quarter ending December 2017	6,335	→
Quarter ending March 2018	6,278	→
Variance since March 2017	3.8%	↑



ACTIVITY

Cumulative percentage of contracted UDA delivered 2017 & 2018



Month	Adjusted Scheduled Activity (UDA)	
	2017	2018
April	837	367
May	2,088	1,961
June	2,706	3,184
July	4,693	4,774
August	6,067	6,223
September	7,314	7,631
October	8,192	8,774
November	8,833	10,585
December	10,542	11,586
January	12,227	12,874
February	13,178	14,619
March	14,853	15,420
April	15,544	16,048
May	15,597	16,060
June	15,592	16,059

QUALITY

	Quantity	Base Number	Contract	AT	Region	England
% of FP17s for the same patient ID Re-attending within 3 months - Children	106	1,844	5.7%	11.7%	11.5%	11.9%
% of FP17s for the same patient ID Re-attending within 3 months - Adults	816	7,229	11.3%	16.6%	15.9%	16.0%
% of FP17s for the same patient ID Re-attending between 3 & 9 months - Children	1,092	1,844	59.2%	55.4%	60.6%	58.3%
% of FP17s for the same patient ID Re-attending between 3 & 9 months - Adults	4,112	7,229	56.9%	48.4%	51.6%	50.3%
% of FP17s for Band 1 Urgent Courses	905	8,189	11.1%	10.5%	9.5%	9.1%
% of FP17s Relating to Free Repair or Replacements	18	8,189	0.2%	0.6%	0.7%	0.8%
% of FP17s Relating to Continuations	22	8,189	0.3%	0.8%	1.0%	1.0%
% of Patients satisfied with the dentistry they have received	13	15	86.7%	91.2%	92.0%	91.5%
% of Patients satisfied with the time they had to wait for an appointment	14	15	93.3%	87.2%	88.1%	87.9%

* This is based on patients treated on this contract for their most recent course of treatment. Figures in italics indicate the base number of FP17s or Patient Questionnaire responses are less than 100. N/A is shown where the base number of responses is less than 10 during the period. % is calculated as Quantity/Base number*100

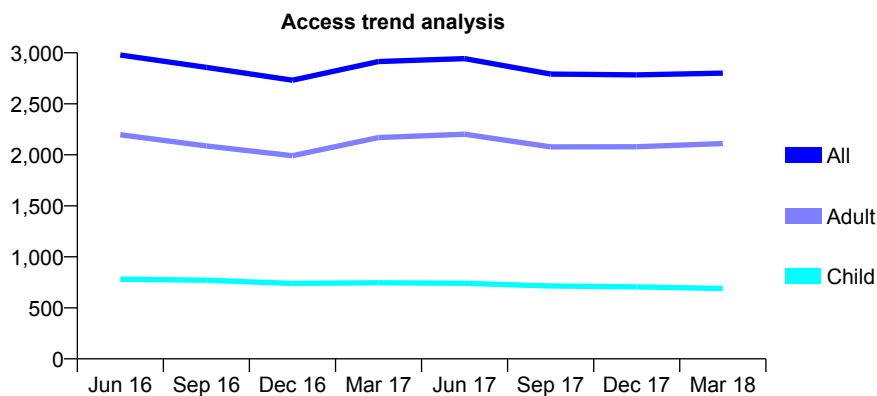
Q67 - Vital Signs At a Glance Contract Report for 195081/0001 - Year end March 2018

Name or company name	Photay and Associates
Contract type name	GDS Contract
Purpose of contract	General
Contract start date	16/11/2013
Contract end date	

17/18 Contracted general activity (UDA)	8,016
Carry forward general activity (UDA)	-145
17/18 Contracted orthodontic activity (UOA)	0
Carry forward orthodontic activity (UOA)	0
Baseline contract value	£229,634.48

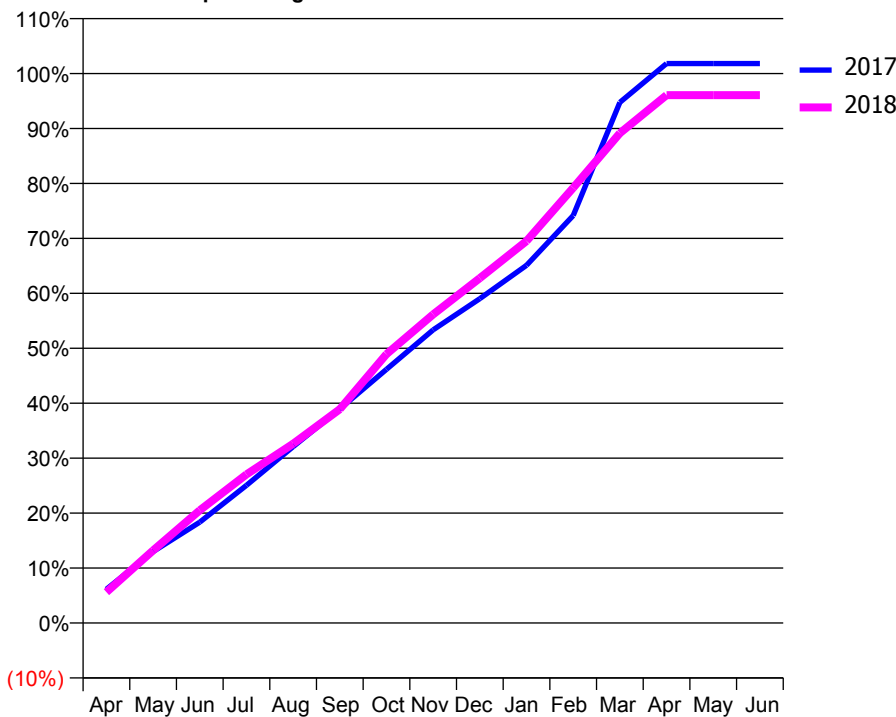
ACCESS*

Patients seen in 24 months	Total	Change since previous quarter
Quarter ending March 2017	2,915	
Quarter ending June 2017	2,943	→
Quarter ending September 2017	2,792	↓
Quarter ending December 2017	2,784	→
Quarter ending March 2018	2,800	→
Variance since March 2017	(3.9%)	↓



ACTIVITY

Cumulative percentage of contracted UDA delivered 2017 & 2018



Month	Adjusted Scheduled Activity (UDA)	
	2017	2018
April	493	450
May	1,043	1,060
June	1,471	1,644
July	2,009	2,167
August	2,572	2,614
September	3,124	3,119
October	3,701	3,922
November	4,276	4,503
December	4,731	5,032
January	5,217	5,571
February	5,944	6,348
March	7,595	7,147
April	8,161	7,700
May	8,161	7,700
June	8,161	7,700

QUALITY

	Quantity	Base Number	Contract	AT	Region	England
% of FP17s for the same patient ID Re-attending within 3 months - Children	48	682	7.0%	11.7%	11.5%	11.9%
% of FP17s for the same patient ID Re-attending within 3 months - Adults	348	2,085	16.7%	16.6%	15.9%	16.0%
% of FP17s for the same patient ID Re-attending between 3 & 9 months - Children	213	682	31.2%	55.4%	60.6%	58.3%
% of FP17s for the same patient ID Re-attending between 3 & 9 months - Adults	637	2,085	30.6%	48.4%	51.6%	50.3%
% of FP17s for Band 1 Urgent Courses	414	2,715	15.2%	10.5%	9.5%	9.1%
% of FP17s Relating to Free Repair or Replacements	2	2,715	0.1%	0.6%	0.7%	0.8%
% of FP17s Relating to Continuations	39	2,715	1.4%	0.8%	1.0%	1.0%
% of Patients satisfied with the dentistry they have received	4	5	N/A	91.2%	92.0%	91.5%
% of Patients satisfied with the time they had to wait for an appointment	5	5	N/A	87.2%	88.1%	87.9%

* This is based on patients treated on this contract for their most recent course of treatment. Figures in italics indicate the base number of FP17s or Patient Questionnaire responses are less than 100. N/A is shown where the base number of responses is less than 10 during the period. % is calculated as Quantity/Base number*100

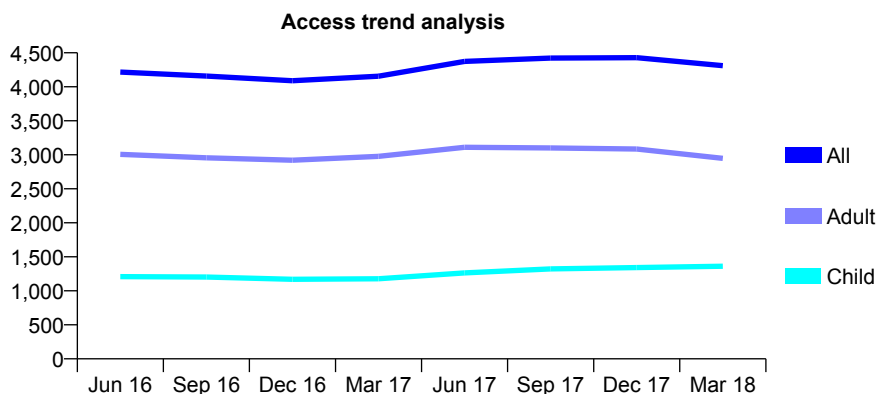
Q67 - Vital Signs At a Glance Contract Report for 195081/0002 - Year end March 2018

Name or company name	Photay and Associates
Contract type name	GDS Contract
Purpose of contract	General
Contract start date	16/11/2013
Contract end date	

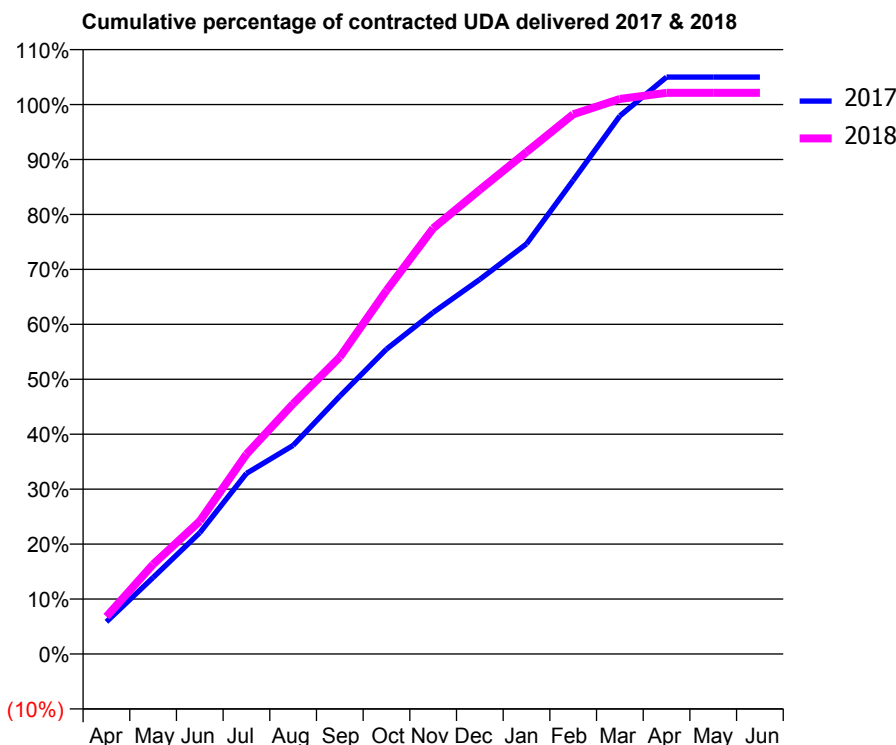
17/18 Contracted general activity (UDA)	10,027
Carry forward general activity (UDA)	-201
17/18 Contracted orthodontic activity (UOA)	0
Carry forward orthodontic activity (UOA)	0
Baseline contract value	£282,056.26

ACCESS*

Patients seen in 24 months	Total	Change since previous quarter
Quarter ending March 2017	4,155	
Quarter ending June 2017	4,373	↑
Quarter ending September 2017	4,422	→
Quarter ending December 2017	4,429	→
Quarter ending March 2018	4,310	↓
Variance since March 2017	3.7%	↑



ACTIVITY



Month	Adjusted Scheduled Activity (UDA)	
	2017	2018
April	587	683
May	1,396	1,635
June	2,213	2,425
July	3,295	3,647
August	3,808	4,565
September	4,705	5,418
October	5,563	6,635
November	6,232	7,768
December	6,836	8,471
January	7,484	9,161
February	8,643	9,848
March	9,819	10,128
April	10,528	10,240
May	10,528	10,240
June	10,528	10,240

QUALITY

	Quantity	Base Number	Contract	AT	Region	England
% of FP17s for the same patient ID Re-attending within 3 months - Children	87	1,578	5.5%	11.7%	11.5%	11.9%
% of FP17s for the same patient ID Re-attending within 3 months - Adults	259	2,978	8.7%	16.6%	15.9%	16.0%
% of FP17s for the same patient ID Re-attending between 3 & 9 months - Children	529	1,578	33.5%	55.4%	60.6%	58.3%
% of FP17s for the same patient ID Re-attending between 3 & 9 months - Adults	961	2,978	32.3%	48.4%	51.6%	50.3%
% of FP17s for Band 1 Urgent Courses	325	4,250	7.6%	10.5%	9.5%	9.1%
% of FP17s Relating to Free Repair or Replacements	16	4,250	0.4%	0.6%	0.7%	0.8%
% of FP17s Relating to Continuations	34	4,250	0.8%	0.8%	1.0%	1.0%
% of Patients satisfied with the dentistry they have received	4	4	N/A	91.2%	92.0%	91.5%
% of Patients satisfied with the time they had to wait for an appointment	4	4	N/A	87.2%	88.1%	87.9%

* This is based on patients treated on this contract for their most recent course of treatment. Figures in italics indicate the base number of FP17s or Patient Questionnaire responses are less than 100. N/A is shown where the base number of responses is less than 10 during the period. % is calculated as Quantity/Base number*100

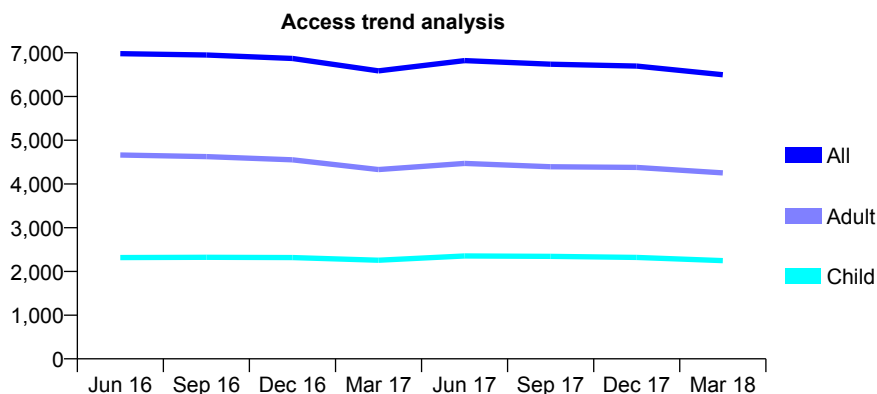
Q67 - Vital Signs At a Glance Contract Report for 195081/0003 - Year end March 2018

Name or company name	Photay and Associates
Contract type name	GDS Contract
Purpose of contract	General
Contract start date	16/11/2013
Contract end date	

17/18 Contracted general activity (UDA)	16,891
Carry forward general activity (UDA)	-142
17/18 Contracted orthodontic activity (UOA)	0
Carry forward orthodontic activity (UOA)	0
Baseline contract value	£417,699.71

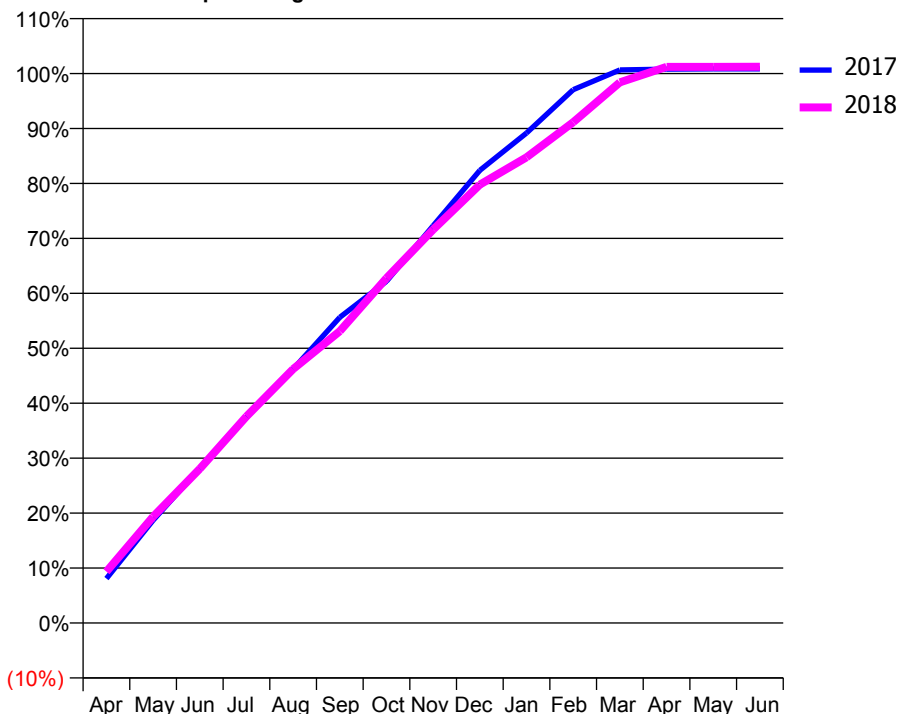
ACCESS*

Patients seen in 24 months	Total	Change since previous quarter
Quarter ending March 2017	6,586	
Quarter ending June 2017	6,823	↑
Quarter ending September 2017	6,738	↓
Quarter ending December 2017	6,697	→
Quarter ending March 2018	6,497	↓
Variance since March 2017	(1.4%)	↓



ACTIVITY

Cumulative percentage of contracted UDA delivered 2017 & 2018



Month	Adjusted Scheduled Activity (UDA)	
	2017	2018
April	1,366	1,579
May	3,156	3,270
June	4,749	4,740
July	6,327	6,352
August	7,805	7,808
September	9,395	8,972
October	10,503	10,603
November	12,214	12,094
December	13,912	13,476
January	15,060	14,316
February	16,393	15,392
March	17,001	16,617
April	17,025	17,095
May	17,031	17,096
June	17,032	17,098

QUALITY

	Quantity	Base Number	Contract	AT	Region	England
% of FP17s for the same patient ID Re-attending within 3 months - Children	214	3,105	6.9%	11.7%	11.5%	11.9%
% of FP17s for the same patient ID Re-attending within 3 months - Adults	660	4,929	13.4%	16.6%	15.9%	16.0%
% of FP17s for the same patient ID Re-attending between 3 & 9 months - Children	1,557	3,105	50.1%	55.4%	60.6%	58.3%
% of FP17s for the same patient ID Re-attending between 3 & 9 months - Adults	1,946	4,929	39.5%	48.4%	51.6%	50.3%
% of FP17s for Band 1 Urgent Courses	615	8,209	7.5%	10.5%	9.5%	9.1%
% of FP17s Relating to Free Repair or Replacements	68	8,209	0.8%	0.6%	0.7%	0.8%
% of FP17s Relating to Continuations	106	8,209	1.3%	0.8%	1.0%	1.0%
% of Patients satisfied with the dentistry they have received	5	5	N/A	91.2%	92.0%	91.5%
% of Patients satisfied with the time they had to wait for an appointment	4	5	N/A	87.2%	88.1%	87.9%

* This is based on patients treated on this contract for their most recent course of treatment. Figures in italics indicate the base number of FP17s or Patient Questionnaire responses are less than 100. N/A is shown where the base number of responses is less than 10 during the period. % is calculated as Quantity/Base number*100

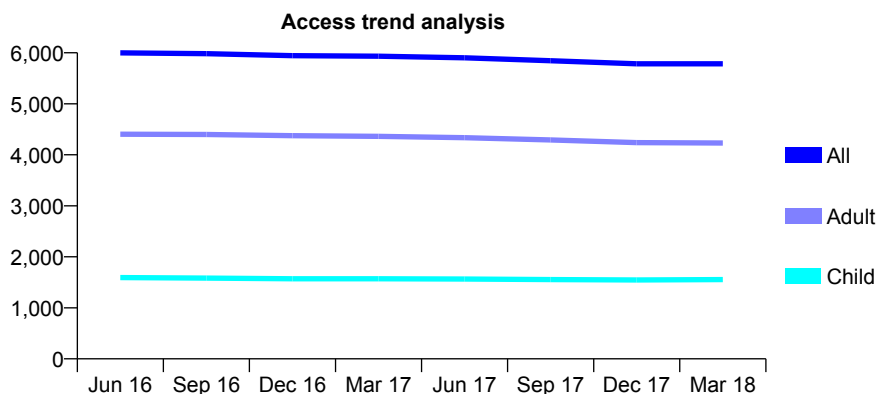
Q67 - Vital Signs At a Glance Contract Report for 196770/0001 - Year end March 2018

Name or company name	Simply Bright
Contract type name	GDS Contract
Purpose of contract	General
Contract start date	01/06/2011
Contract end date	

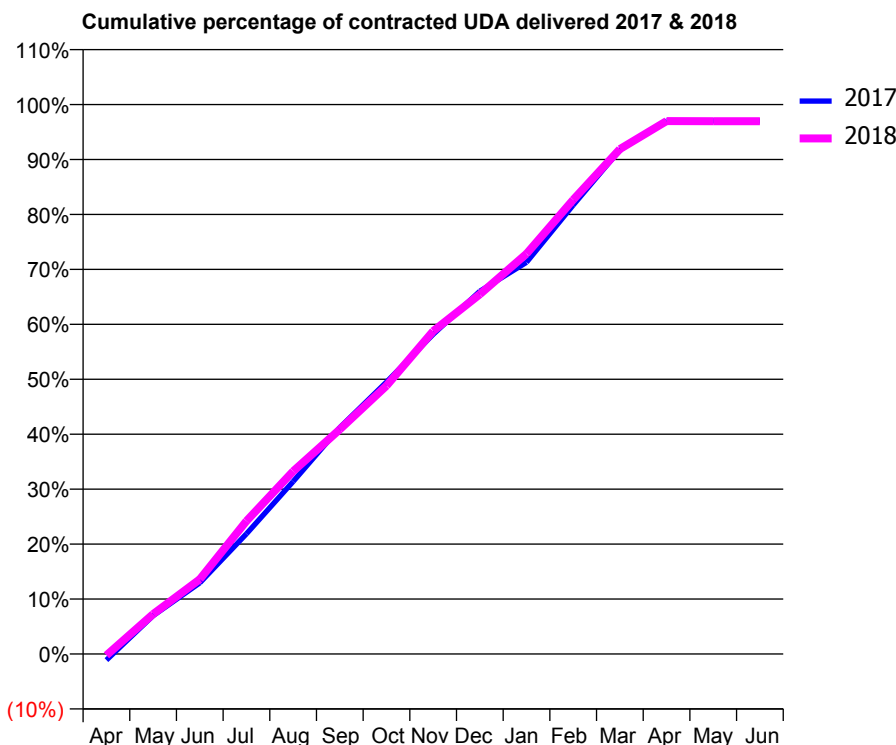
17/18 Contracted general activity (UDA)	14,148
Carry forward general activity (UDA)	424
17/18 Contracted orthodontic activity (UOA)	0
Carry forward orthodontic activity (UOA)	0
Baseline contract value	£376,540.05

ACCESS*

Patients seen in 24 months	Total	Change since previous quarter
Quarter ending March 2017	5,933	
Quarter ending June 2017	5,902	→
Quarter ending September 2017	5,844	→
Quarter ending December 2017	5,785	↓
Quarter ending March 2018	5,785	→
Variance since March 2017	(2.5%)	↓



ACTIVITY



Month	Adjusted Scheduled Activity (UDA)	
	2017	2018
April	-158	-37
May	986	1,028
June	1,833	1,924
July	3,094	3,426
August	4,441	4,704
September	5,831	5,782
October	7,001	6,906
November	8,230	8,315
December	9,339	9,260
January	10,087	10,303
February	11,558	11,694
March	12,978	13,000
April	13,731	13,720
May	13,727	13,716
June	13,723	13,716

QUALITY

	Quantity	Base Number	Contract	AT	Region	England
% of FP17s for the same patient ID Re-attending within 3 months - Children	140	2,558	5.5%	11.7%	11.5%	11.9%
% of FP17s for the same patient ID Re-attending within 3 months - Adults	565	5,743	9.8%	16.6%	15.9%	16.0%
% of FP17s for the same patient ID Re-attending between 3 & 9 months - Children	1,731	2,558	67.7%	55.4%	60.6%	58.3%
% of FP17s for the same patient ID Re-attending between 3 & 9 months - Adults	3,148	5,743	54.8%	48.4%	51.6%	50.3%
% of FP17s for Band 1 Urgent Courses	420	7,750	5.4%	10.5%	9.5%	9.1%
% of FP17s Relating to Free Repair or Replacements	55	7,750	0.7%	0.6%	0.7%	0.8%
% of FP17s Relating to Continuations	65	7,750	0.8%	0.8%	1.0%	1.0%
% of Patients satisfied with the dentistry they have received	7	8	N/A	91.2%	92.0%	91.5%
% of Patients satisfied with the time they had to wait for an appointment	7	8	N/A	87.2%	88.1%	87.9%

* This is based on patients treated on this contract for their most recent course of treatment. Figures in italics indicate the base number of FP17s or Patient Questionnaire responses are less than 100. N/A is shown where the base number of responses is less than 10 during the period. % is calculated as Quantity/Base number*100

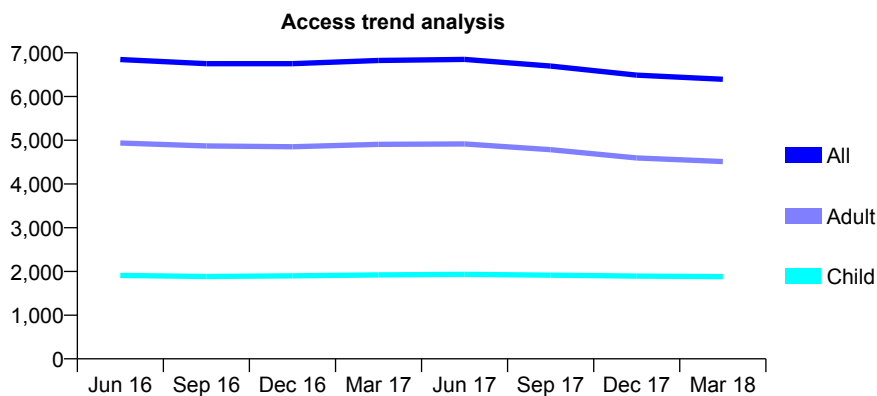
Q67 - Vital Signs At a Glance Contract Report for 196770/0002 - Year end March 2018

Name or company name	Simply Bright
Contract type name	GDS Contract
Purpose of contract	General
Contract start date	01/06/2011
Contract end date	

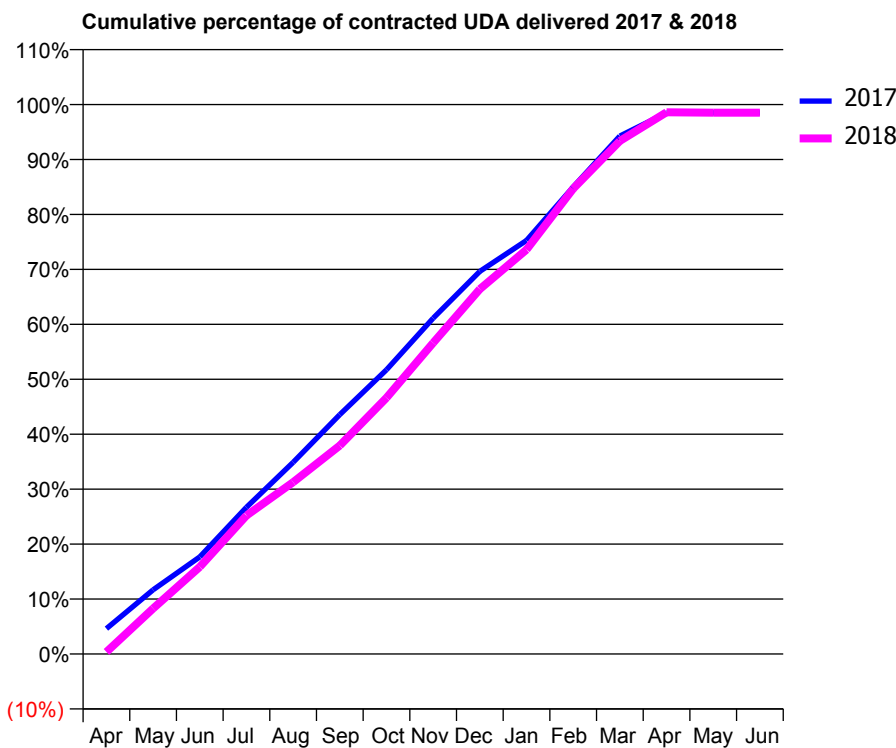
17/18 Contracted general activity (UDA)	18,000
Carry forward general activity (UDA)	272
17/18 Contracted orthodontic activity (UOA)	0
Carry forward orthodontic activity (UOA)	0
Baseline contract value	£477,969.60

ACCESS*

Patients seen in 24 months	Total	Change since previous quarter
Quarter ending March 2017	6,826	
Quarter ending June 2017	6,849	→
Quarter ending September 2017	6,696	↓
Quarter ending December 2017	6,488	↓
Quarter ending March 2018	6,394	↓
Variance since March 2017	(6.3%)	↓



ACTIVITY



Month	Adjusted Scheduled Activity (UDA)	
	2017	2018
April	831	69
May	2,105	1,492
June	3,181	2,853
July	4,809	4,535
August	6,277	5,628
September	7,844	6,828
October	9,312	8,394
November	11,001	10,193
December	12,533	11,954
January	13,546	13,246
February	15,301	15,242
March	16,969	16,808
April	17,726	17,744
May	17,727	17,730
June	17,727	17,730

QUALITY

	Quantity	Base Number	Contract	AT	Region	England
% of FP17s for the same patient ID Re-attending within 3 months - Children	147	2,341	6.3%	11.7%	11.5%	11.9%
% of FP17s for the same patient ID Re-attending within 3 months - Adults	785	5,670	13.8%	16.6%	15.9%	16.0%
% of FP17s for the same patient ID Re-attending between 3 & 9 months - Children	997	2,341	42.6%	55.4%	60.6%	58.3%
% of FP17s for the same patient ID Re-attending between 3 & 9 months - Adults	2,498	5,670	44.1%	48.4%	51.6%	50.3%
% of FP17s for Band 1 Urgent Courses	751	8,024	9.4%	10.5%	9.5%	9.1%
% of FP17s Relating to Free Repair or Replacements	82	8,024	1.0%	0.6%	0.7%	0.8%
% of FP17s Relating to Continuations	91	8,024	1.1%	0.8%	1.0%	1.0%
% of Patients satisfied with the dentistry they have received	11	11	100.0%	91.2%	92.0%	91.5%
% of Patients satisfied with the time they had to wait for an appointment	11	11	100.0%	87.2%	88.1%	87.9%

* This is based on patients treated on this contract for their most recent course of treatment. Figures in italics indicate the base number of FP17s or Patient Questionnaire responses are less than 100. N/A is shown where the base number of responses is less than 10 during the period. % is calculated as Quantity/Base number*100

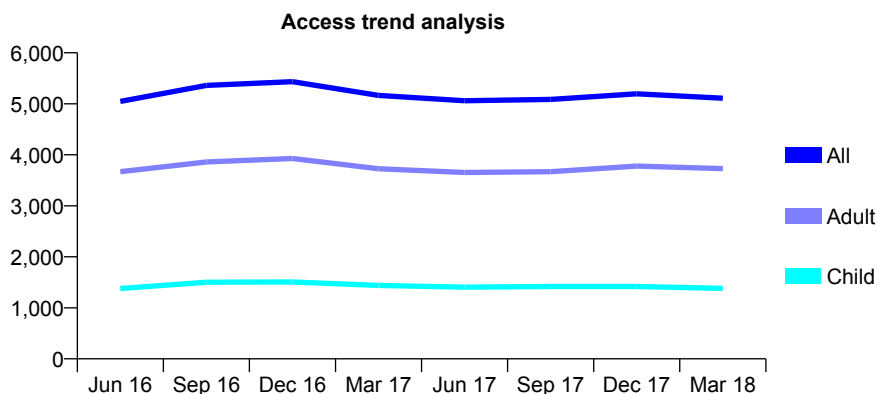
Q67 - Vital Signs At a Glance Contract Report for 196940/0001 - Year end March 2018

Name or company name	Mazdak Eyrumlu and Azad Eyrumlu
Contract type name	GDS Contract
Purpose of contract	General
Contract start date	01/04/2013
Contract end date	

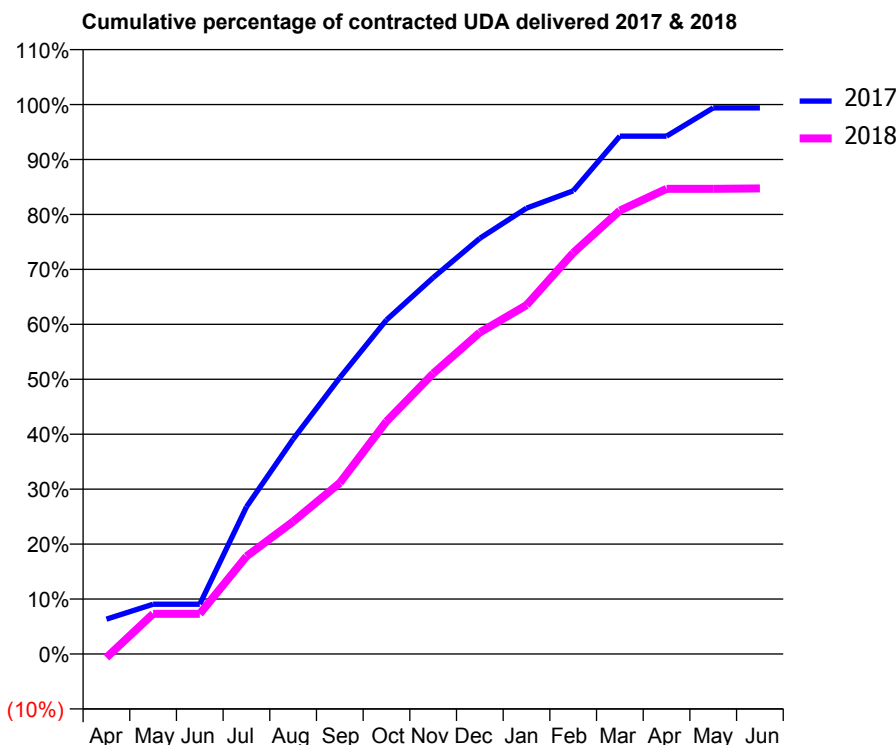
17/18 Contracted general activity (UDA)	17,344
Carry forward general activity (UDA)	117
17/18 Contracted orthodontic activity (UOA)	0
Carry forward orthodontic activity (UOA)	0
Baseline contract value	£506,961.05

ACCESS*

Patients seen in 24 months	Total	Change since previous quarter
Quarter ending March 2017	5,165	
Quarter ending June 2017	5,060	↓
Quarter ending September 2017	5,087	→
Quarter ending December 2017	5,196	↑
Quarter ending March 2018	5,111	↓
Variance since March 2017	(1.0%)	↓



ACTIVITY



Month	Adjusted Scheduled Activity (UDA)	
	2017	2018
April	1,230	-117
May	1,752	1,270
June	1,755	1,270
July	5,179	3,082
August	7,565	4,180
September	9,729	5,402
October	11,762	7,341
November	13,247	8,852
December	14,632	10,150
January	15,695	11,014
February	16,307	12,661
March	18,229	13,998
April	18,229	14,682
May	19,226	14,683
June	19,226	14,695

QUALITY

	Quantity	Base Number	Contract	AT	Region	England
% of FP17s for the same patient ID Re-attending within 3 months - Children	169	1,805	9.4%	11.7%	11.5%	11.9%
% of FP17s for the same patient ID Re-attending within 3 months - Adults	858	4,414	19.4%	16.6%	15.9%	16.0%
% of FP17s for the same patient ID Re-attending between 3 & 9 months - Children	716	1,805	39.7%	55.4%	60.6%	58.3%
% of FP17s for the same patient ID Re-attending between 3 & 9 months - Adults	1,439	4,414	32.6%	48.4%	51.6%	50.3%
% of FP17s for Band 1 Urgent Courses	910	6,188	14.7%	10.5%	9.5%	9.1%
% of FP17s Relating to Free Repair or Replacements	14	6,188	0.2%	0.6%	0.7%	0.8%
% of FP17s Relating to Continuations	134	6,188	2.2%	0.8%	1.0%	1.0%
% of Patients satisfied with the dentistry they have received	7	7	N/A	91.2%	92.0%	91.5%
% of Patients satisfied with the time they had to wait for an appointment	6	7	N/A	87.2%	88.1%	87.9%

* This is based on patients treated on this contract for their most recent course of treatment. Figures in italics indicate the base number of FP17s or Patient Questionnaire responses are less than 100. N/A is shown where the base number of responses is less than 10 during the period. % is calculated as Quantity/Base number*100

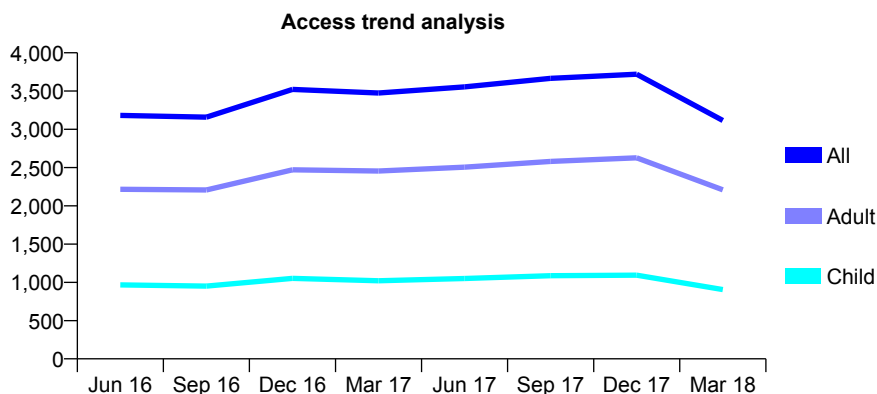
Q67 - Vital Signs At a Glance Contract Report for 196940/0002 - Year end March 2018

Name or company name	Mazdak Eyrumlu and Azad Eyrumlu
Contract type name	GDS Contract
Purpose of contract	General
Contract start date	14/02/2014
Contract end date	

17/18 Contracted general activity (UDA)	10,620
Carry forward general activity (UDA)	-213
17/18 Contracted orthodontic activity (UOA)	0
Carry forward orthodontic activity (UOA)	0
Baseline contract value	£302,306.94

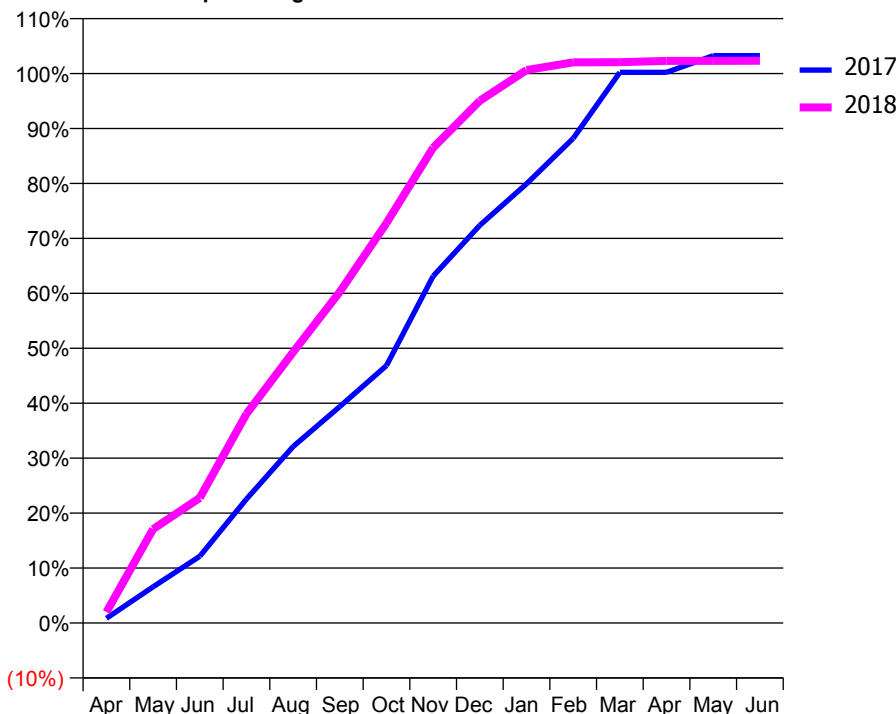
ACCESS*

Patients seen in 24 months	Total	Change since previous quarter
Quarter ending March 2017	3,475	
Quarter ending June 2017	3,555	↑
Quarter ending September 2017	3,667	↑
Quarter ending December 2017	3,721	→
Quarter ending March 2018	3,116	↓
Variance since March 2017	(10.3%)	↓



ACTIVITY

Cumulative percentage of contracted UDA delivered 2017 & 2018



Month	Adjusted Scheduled Activity (UDA)	
	2017	2018
April	92	213
May	700	1,814
June	1,290	2,418
July	2,394	4,041
August	3,411	5,236
September	4,183	6,402
October	4,974	7,729
November	6,705	9,186
December	7,687	10,093
January	8,487	10,686
February	9,366	10,836
March	10,642	10,838
April	10,642	10,863
May	10,963	10,863
June	10,963	10,867

QUALITY

	Quantity	Base Number	Contract	AT	Region	England
% of FP17s for the same patient ID Re-attending within 3 months - Children	95	1,065	8.9%	11.7%	11.5%	11.9%
% of FP17s for the same patient ID Re-attending within 3 months - Adults	434	2,245	19.3%	16.6%	15.9%	16.0%
% of FP17s for the same patient ID Re-attending between 3 & 9 months - Children	396	1,065	37.2%	55.4%	60.6%	58.3%
% of FP17s for the same patient ID Re-attending between 3 & 9 months - Adults	572	2,245	25.5%	48.4%	51.6%	50.3%
% of FP17s for Band 1 Urgent Courses	579	3,240	17.9%	10.5%	9.5%	9.1%
% of FP17s Relating to Free Repair or Replacements	1	3,240	0.0%	0.6%	0.7%	0.8%
% of FP17s Relating to Continuations	36	3,240	1.1%	0.8%	1.0%	1.0%
% of Patients satisfied with the dentistry they have received	3	3	N/A	91.2%	92.0%	91.5%
% of Patients satisfied with the time they had to wait for an appointment	2	3	N/A	87.2%	88.1%	87.9%

* This is based on patients treated on this contract for their most recent course of treatment. Figures in italics indicate the base number of FP17s or Patient Questionnaire responses are less than 100. N/A is shown where the base number of responses is less than 10 during the period. % is calculated as Quantity/Base number*100

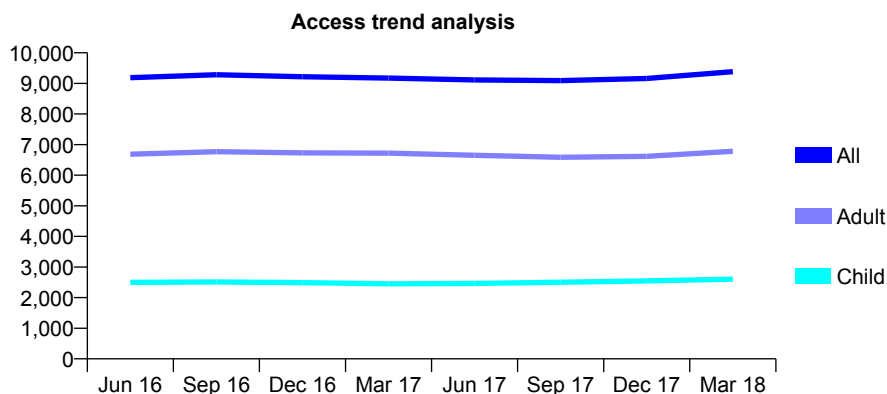
Q67 - Vital Signs At a Glance Contract Report for 199907/0001 - Year end March 2018

Name or company name	Maidstone Dental Care Ltd
Contract type name	GDS Contract
Purpose of contract	General
Contract start date	01/06/2008
Contract end date	

17/18 Contracted general activity (UDA)	25,840
Carry forward general activity (UDA)	-403
17/18 Contracted orthodontic activity (UOA)	0
Carry forward orthodontic activity (UOA)	0
Baseline contract value	£639,000.70

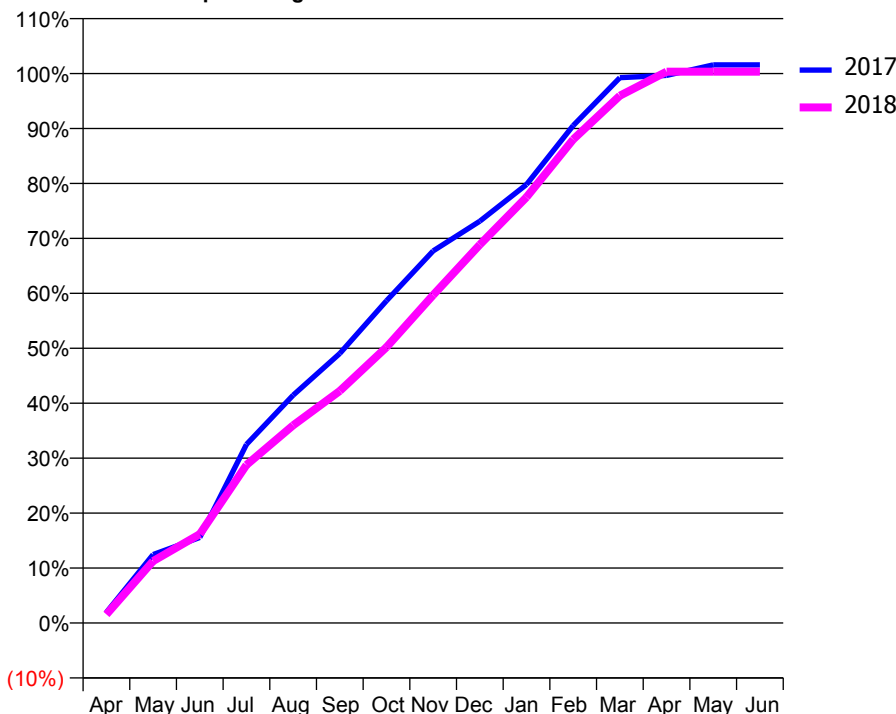
ACCESS*

Patients seen in 24 months	Total	Change since previous quarter
Quarter ending March 2017	9,175	
Quarter ending June 2017	9,115	→
Quarter ending September 2017	9,090	→
Quarter ending December 2017	9,163	→
Quarter ending March 2018	9,385	↑
Variance since March 2017	2.3%	↑



ACTIVITY

Cumulative percentage of contracted UDA delivered 2017 & 2018



Month	Adjusted Scheduled Activity (UDA)	
	2017	2018
April	506	403
May	3,221	2,916
June	4,023	4,182
July	8,400	7,434
August	10,713	9,295
September	12,678	10,912
October	15,153	12,969
November	17,496	15,424
December	18,898	17,795
January	20,622	20,024
February	23,390	22,739
March	25,644	24,795
April	25,753	25,923
May	26,242	25,924
June	26,242	25,924

QUALITY

	Quantity	Base Number	Contract	AT	Region	England
% of FP17s for the same patient ID Re-attending within 3 months - Children	217	3,624	6.0%	11.7%	11.5%	11.9%
% of FP17s for the same patient ID Re-attending within 3 months - Adults	1,123	8,570	13.1%	16.6%	15.9%	16.0%
% of FP17s for the same patient ID Re-attending between 3 & 9 months - Children	2,044	3,624	56.4%	55.4%	60.6%	58.3%
% of FP17s for the same patient ID Re-attending between 3 & 9 months - Adults	4,154	8,570	48.5%	48.4%	51.6%	50.3%
% of FP17s for Band 1 Urgent Courses	1,174	12,518	9.4%	10.5%	9.5%	9.1%
% of FP17s Relating to Free Repair or Replacements	81	12,518	0.6%	0.6%	0.7%	0.8%
% of FP17s Relating to Continuations	158	12,518	1.3%	0.8%	1.0%	1.0%
% of Patients satisfied with the dentistry they have received	7	7	N/A	91.2%	92.0%	91.5%
% of Patients satisfied with the time they had to wait for an appointment	6	7	N/A	87.2%	88.1%	87.9%

* This is based on patients treated on this contract for their most recent course of treatment. Figures in italics indicate the base number of FP17s or Patient Questionnaire responses are less than 100. N/A is shown where the base number of responses is less than 10 during the period. % is calculated as Quantity/Base number*100

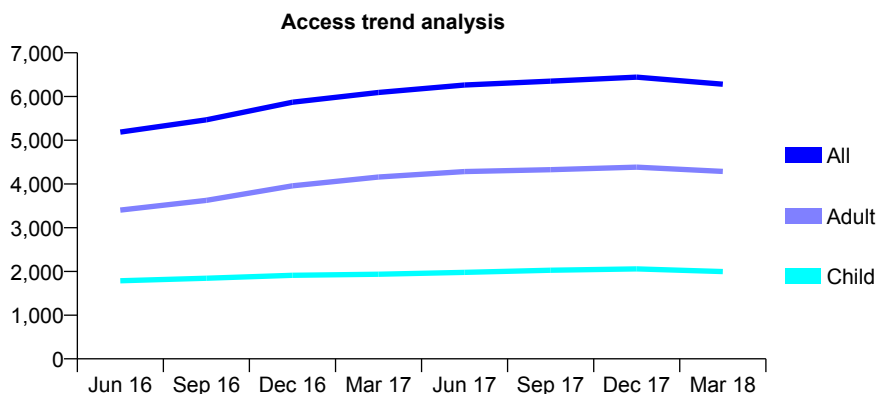
Q67 - Vital Signs At a Glance Contract Report for 203769/0002 - Year end March 2018

Name or company name	MR CP DE LANGE
Contract type name	GDS Contract
Purpose of contract	General
Contract start date	04/04/2011
Contract end date	

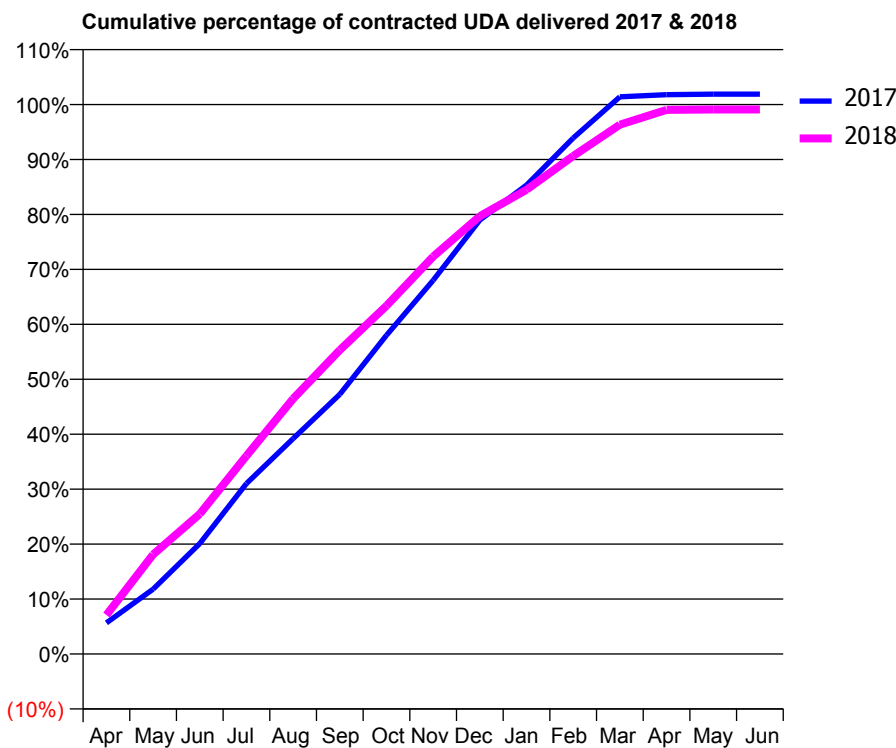
17/18 Contracted general activity (UDA)	16,998
Carry forward general activity (UDA)	-322
17/18 Contracted orthodontic activity (UOA)	0
Carry forward orthodontic activity (UOA)	0
Baseline contract value	£435,952.80

ACCESS*

Patients seen in 24 months	Total	Change since previous quarter
Quarter ending March 2017	6,094	
Quarter ending June 2017	6,264	↑
Quarter ending September 2017	6,353	→
Quarter ending December 2017	6,444	→
Quarter ending March 2018	6,281	↓
Variance since March 2017	3.1%	↑



ACTIVITY



Month	Adjusted Scheduled Activity (UDA)	
	2017	2018
April	965	1,208
May	2,007	3,080
June	3,419	4,335
July	5,276	6,132
August	6,664	7,898
September	8,035	9,403
October	9,863	10,771
November	11,559	12,293
December	13,423	13,544
January	14,506	14,362
February	15,959	15,404
March	17,235	16,373
April	17,303	16,832
May	17,320	16,844
June	17,320	16,844

QUALITY

	Quantity	Base Number	Contract	AT	Region	England
% of FP17s for the same patient ID Re-attending within 3 months - Children	131	2,427	5.4%	11.7%	11.5%	11.9%
% of FP17s for the same patient ID Re-attending within 3 months - Adults	673	4,930	13.7%	16.6%	15.9%	16.0%
% of FP17s for the same patient ID Re-attending between 3 & 9 months - Children	885	2,427	36.5%	55.4%	60.6%	58.3%
% of FP17s for the same patient ID Re-attending between 3 & 9 months - Adults	2,117	4,930	42.9%	48.4%	51.6%	50.3%
% of FP17s for Band 1 Urgent Courses	772	7,512	10.3%	10.5%	9.5%	9.1%
% of FP17s Relating to Free Repair or Replacements	27	7,512	0.4%	0.6%	0.7%	0.8%
% of FP17s Relating to Continuations	19	7,512	0.3%	0.8%	1.0%	1.0%
% of Patients satisfied with the dentistry they have received	4	5	N/A	91.2%	92.0%	91.5%
% of Patients satisfied with the time they had to wait for an appointment	4	5	N/A	87.2%	88.1%	87.9%

* This is based on patients treated on this contract for their most recent course of treatment. Figures in italics indicate the base number of FP17s or Patient Questionnaire responses are less than 100. N/A is shown where the base number of responses is less than 10 during the period. % is calculated as Quantity/Base number*100

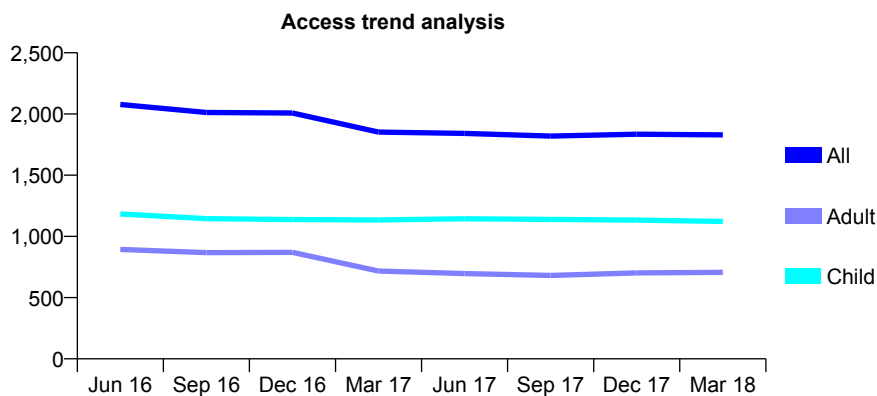
Q67 - Vital Signs At a Glance Contract Report for 205079/0003 - Year end March 2018

Name or company name	MR PR GARROD
Contract type name	GDS Contract
Purpose of contract	General
Contract start date	01/04/2010
Contract end date	

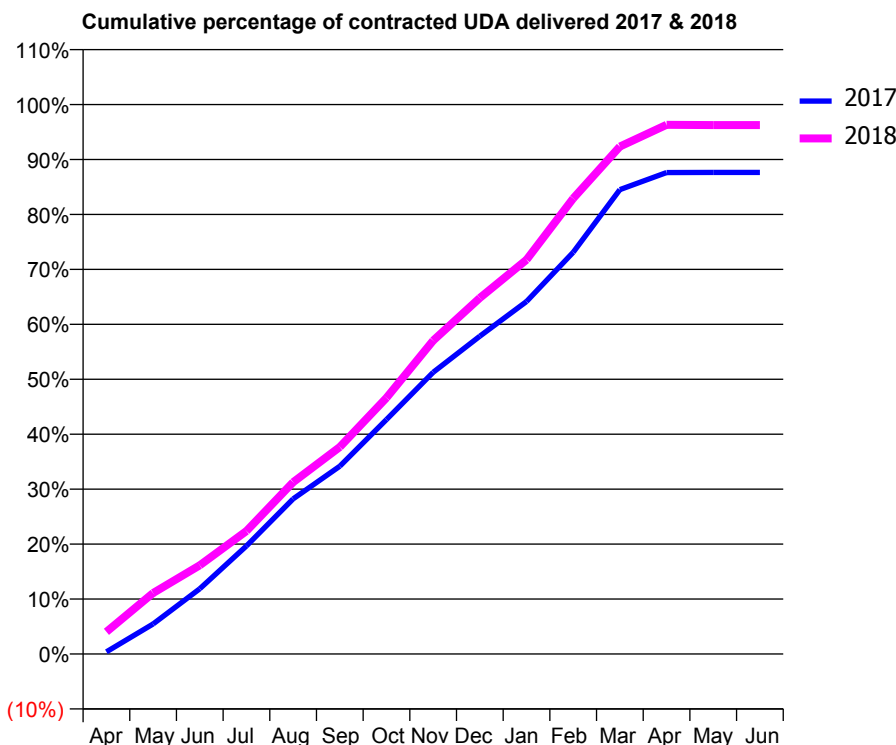
17/18 Contracted general activity (UDA)	5,871
Carry forward general activity (UDA)	0
17/18 Contracted orthodontic activity (UOA)	0
Carry forward orthodontic activity (UOA)	0
Baseline contract value	£149,593.06

ACCESS*

Patients seen in 24 months	Total	Change since previous quarter
Quarter ending March 2017	1,852	
Quarter ending June 2017	1,841	→
Quarter ending September 2017	1,820	↓
Quarter ending December 2017	1,835	→
Quarter ending March 2018	1,829	→
Variance since March 2017	(1.2%)	↓



ACTIVITY



Month	Adjusted Scheduled Activity (UDA)	
	2017	2018
April	23	238
May	321	652
June	698	948
July	1,154	1,314
August	1,657	1,836
September	2,007	2,212
October	2,505	2,738
November	3,009	3,349
December	3,396	3,804
January	3,766	4,212
February	4,291	4,868
March	4,961	5,422
April	5,144	5,654
May	5,146	5,651
June	5,146	5,651

QUALITY

	Quantity	Base Number	Contract	AT	Region	England
% of FP17s for the same patient ID Re-attending within 3 months - Children	78	1,798	4.3%	11.7%	11.5%	11.9%
% of FP17s for the same patient ID Re-attending within 3 months - Adults	83	750	11.1%	16.6%	15.9%	16.0%
% of FP17s for the same patient ID Re-attending between 3 & 9 months - Children	1,271	1,798	70.7%	55.4%	60.6%	58.3%
% of FP17s for the same patient ID Re-attending between 3 & 9 months - Adults	415	750	55.3%	48.4%	51.6%	50.3%
% of FP17s for Band 1 Urgent Courses	61	2,556	2.4%	10.5%	9.5%	9.1%
% of FP17s Relating to Free Repair or Replacements	0	2,556	0.0%	0.6%	0.7%	0.8%
% of FP17s Relating to Continuations	0	2,556	0.0%	0.8%	1.0%	1.0%
% of Patients satisfied with the dentistry they have received	1	1	N/A	91.2%	92.0%	91.5%
% of Patients satisfied with the time they had to wait for an appointment	1	1	N/A	87.2%	88.1%	87.9%

* This is based on patients treated on this contract for their most recent course of treatment. Figures in italics indicate the base number of FP17s or Patient Questionnaire responses are less than 100. N/A is shown where the base number of responses is less than 10 during the period. % is calculated as Quantity/Base number*100

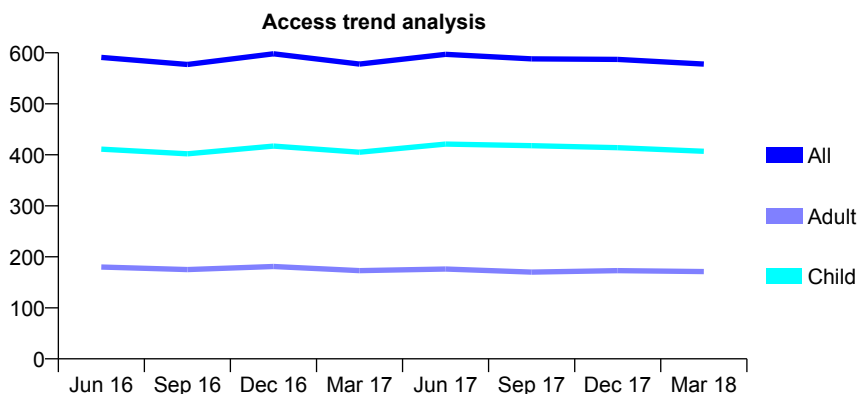
Q67 - Vital Signs At a Glance Contract Report for 210021/0001 - Year end March 2018

Name or company name	MR PK DOWNES
Contract type name	GDS Contract
Purpose of contract	General and Orthodontic
Contract start date	01/04/2006
Contract end date	

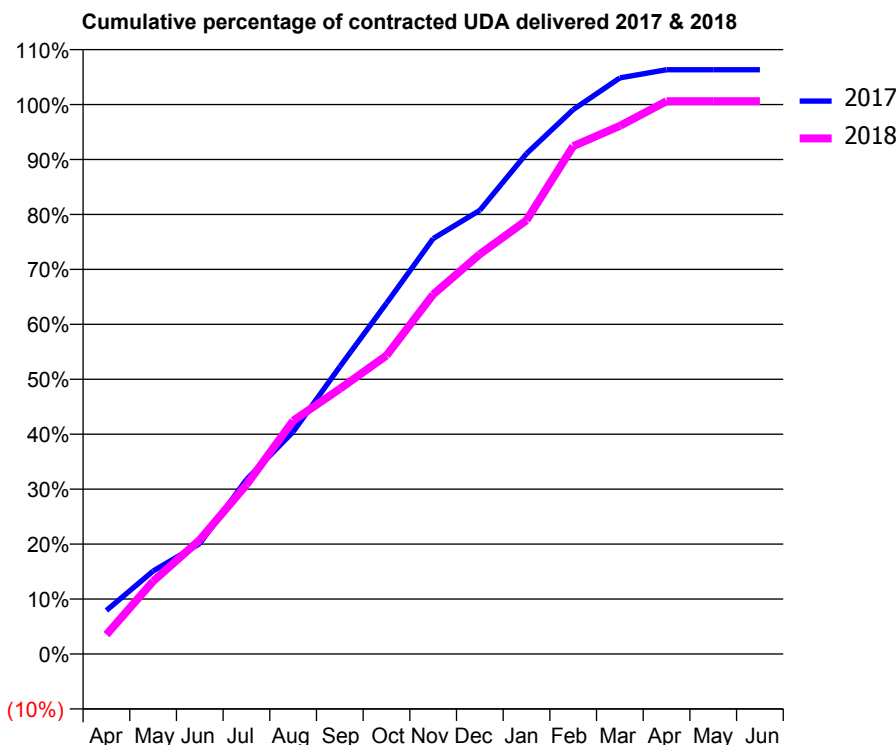
17/18 Contracted general activity (UDA)	1,025
Carry forward general activity (UDA)	-21
17/18 Contracted orthodontic activity (UOA)	0
Carry forward orthodontic activity (UOA)	0
Baseline contract value	£27,390.36

ACCESS*

Patients seen in 24 months	Total	Change since previous quarter
Quarter ending March 2017	578	
Quarter ending June 2017	597	↑
Quarter ending September 2017	588	↓
Quarter ending December 2017	587	→
Quarter ending March 2018	578	↓
Variance since March 2017	0.0%	→



ACTIVITY



Month	Adjusted Scheduled Activity (UDA)	
	2017	2018
April	81	36
May	155	136
June	206	213
July	325	316
August	414	435
September	536	495
October	654	557
November	775	671
December	828	746
January	933	809
February	1,015	947
March	1,075	985
April	1,090	1,031
May	1,090	1,031
June	1,090	1,031

QUALITY

	Quantity	Base Number	Contract	AT	Region	England
% of FP17s for the same patient ID Re-attending within 3 months - Children	24	634	3.8%	11.7%	11.5%	11.9%
% of FP17s for the same patient ID Re-attending within 3 months - Adults	8	159	5.0%	16.6%	15.9%	16.0%
% of FP17s for the same patient ID Re-attending between 3 & 9 months - Children	393	634	62.0%	55.4%	60.6%	58.3%
% of FP17s for the same patient ID Re-attending between 3 & 9 months - Adults	87	159	54.7%	48.4%	51.6%	50.3%
% of FP17s for Band 1 Urgent Courses	31	802	3.9%	10.5%	9.5%	9.1%
% of FP17s Relating to Free Repair or Replacements	0	802	0.0%	0.6%	0.7%	0.8%
% of FP17s Relating to Continuations	0	802	0.0%	0.8%	1.0%	1.0%
% of Patients satisfied with the dentistry they have received	2	2	N/A	91.2%	92.0%	91.5%
% of Patients satisfied with the time they had to wait for an appointment	2	2	N/A	87.2%	88.1%	87.9%

* This is based on patients treated on this contract for their most recent course of treatment. Figures in italics indicate the base number of FP17s or Patient Questionnaire responses are less than 100. N/A is shown where the base number of responses is less than 10 during the period. % is calculated as Quantity/Base number*100

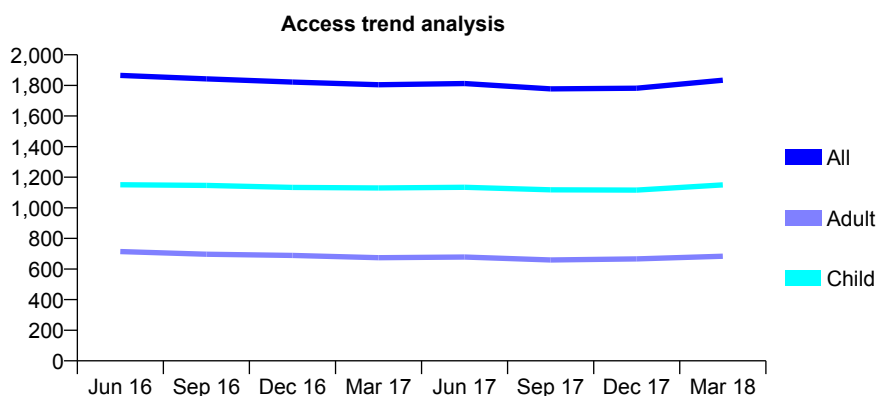
Q67 - Vital Signs At a Glance Contract Report for 210307/0001 - Year end March 2018

Name or company name	MR HM WINSTONE
Contract type name	GDS Contract
Purpose of contract	General
Contract start date	01/04/2006
Contract end date	

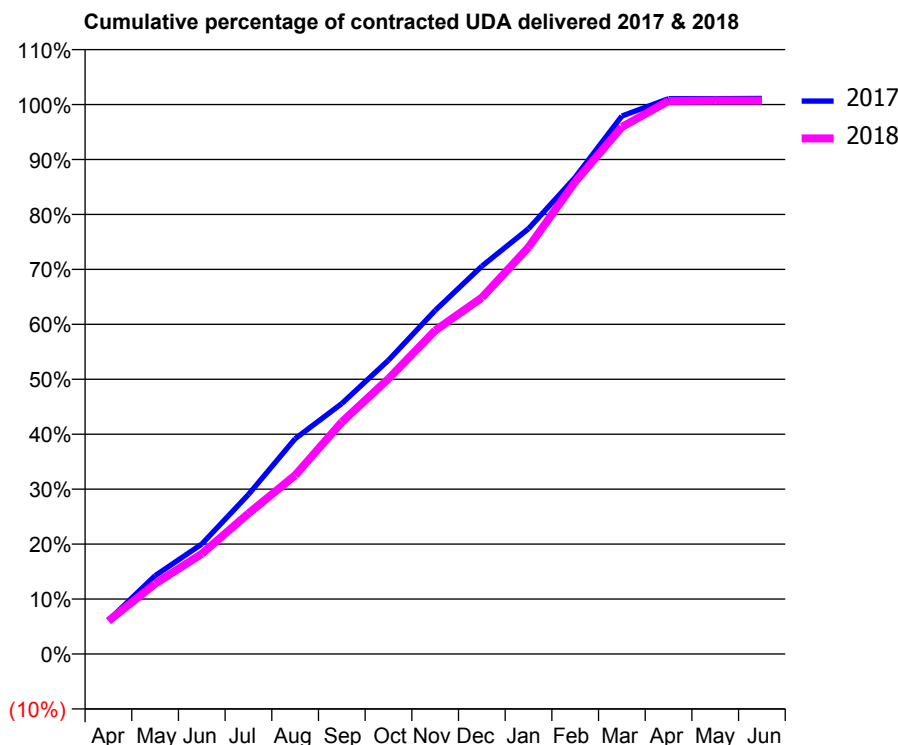
17/18 Contracted general activity (UDA)	4,664
Carry forward general activity (UDA)	-52
17/18 Contracted orthodontic activity (UOA)	0
Carry forward orthodontic activity (UOA)	0
Baseline contract value	£115,336.66

ACCESS*

Patients seen in 24 months	Total	Change since previous quarter
Quarter ending March 2017	1,804	
Quarter ending June 2017	1,812	→
Quarter ending September 2017	1,777	↓
Quarter ending December 2017	1,782	→
Quarter ending March 2018	1,834	↑
Variance since March 2017	1.7%	→



ACTIVITY



Month	Adjusted Scheduled Activity (UDA)	
	2017	2018
April	286	281
May	665	597
June	934	850
July	1,355	1,193
August	1,827	1,517
September	2,126	1,969
October	2,494	2,337
November	2,917	2,746
December	3,292	3,025
January	3,609	3,453
February	4,046	4,008
March	4,566	4,473
April	4,713	4,694
May	4,713	4,697
June	4,715	4,697

QUALITY

	Quantity	Base Number	Contract	AT	Region	England
% of FP17s for the same patient ID Re-attending within 3 months - Children	152	1,827	8.3%	11.7%	11.5%	11.9%
% of FP17s for the same patient ID Re-attending within 3 months - Adults	125	759	16.5%	16.6%	15.9%	16.0%
% of FP17s for the same patient ID Re-attending between 3 & 9 months - Children	1,146	1,827	62.7%	55.4%	60.6%	58.3%
% of FP17s for the same patient ID Re-attending between 3 & 9 months - Adults	402	759	53.0%	48.4%	51.6%	50.3%
% of FP17s for Band 1 Urgent Courses	131	2,583	5.1%	10.5%	9.5%	9.1%
% of FP17s Relating to Free Repair or Replacements	1	2,583	0.0%	0.6%	0.7%	0.8%
% of FP17s Relating to Continuations	2	2,583	0.1%	0.8%	1.0%	1.0%
% of Patients satisfied with the dentistry they have received	0	1	N/A	91.2%	92.0%	91.5%
% of Patients satisfied with the time they had to wait for an appointment	0	1	N/A	87.2%	88.1%	87.9%

* This is based on patients treated on this contract for their most recent course of treatment. Figures in italics indicate the base number of FP17s or Patient Questionnaire responses are less than 100. N/A is shown where the base number of responses is less than 10 during the period. % is calculated as Quantity/Base number*100

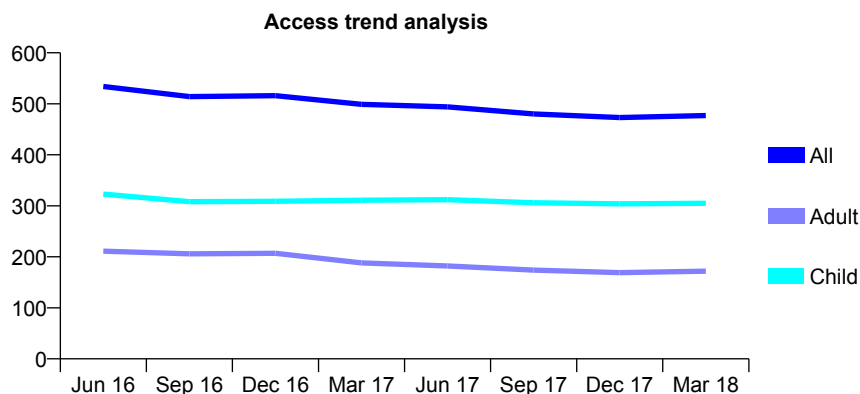
Q67 - Vital Signs At a Glance Contract Report for 219835/0001 - Year end March 2018

Name or company name	MISS JJ HOGAN
Contract type name	GDS Contract
Purpose of contract	General
Contract start date	01/04/2006
Contract end date	31/08/2018

17/18 Contracted general activity (UDA)	1,280
Carry forward general activity (UDA)	-1
17/18 Contracted orthodontic activity (UOA)	0
Carry forward orthodontic activity (UOA)	0
Baseline contract value	£28,775.86

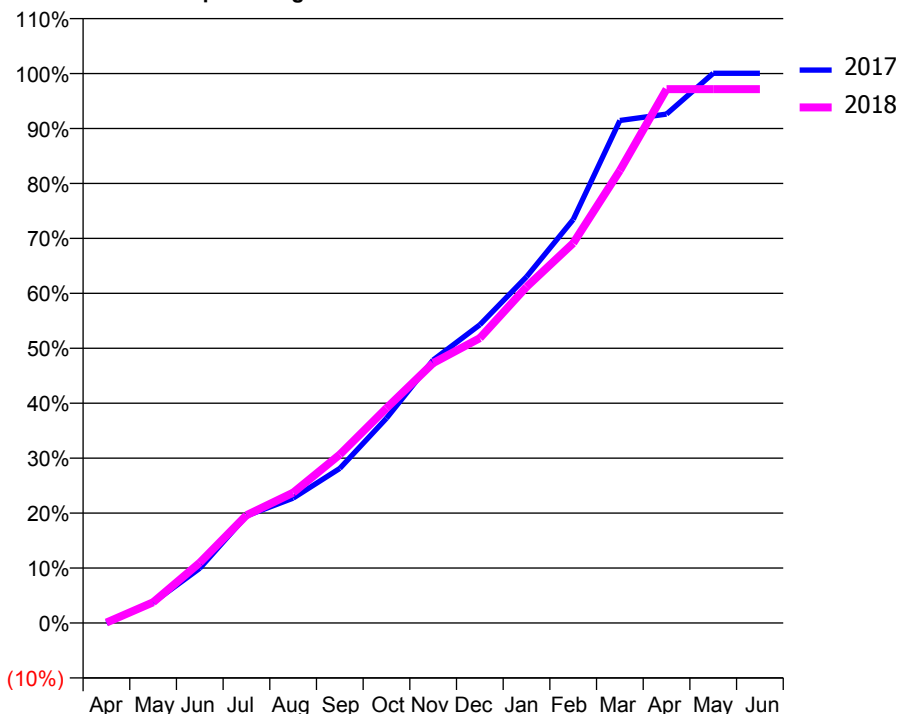
ACCESS*

Patients seen in 24 months	Total	Change since previous quarter
Quarter ending March 2017	499	
Quarter ending June 2017	494	↓
Quarter ending September 2017	480	↓
Quarter ending December 2017	473	↓
Quarter ending March 2018	477	→
Variance since March 2017	(4.4%)	↓



ACTIVITY

Cumulative percentage of contracted UDA delivered 2017 & 2018



Month	Adjusted Scheduled Activity (UDA)	
	2017	2018
April	0	1
May	48	48
June	128	140
July	250	251
August	291	304
September	360	392
October	477	501
November	613	606
December	695	664
January	806	783
February	940	885
March	1,171	1,054
April	1,186	1,243
May	1,280	1,243
June	1,280	1,243

QUALITY

	Quantity	Base Number	Contract	AT	Region	England
% of FP17s for the same patient ID Re-attending within 3 months - Children	38	473	8.0%	11.7%	11.5%	11.9%
% of FP17s for the same patient ID Re-attending within 3 months - Adults	22	187	11.8%	16.6%	15.9%	16.0%
% of FP17s for the same patient ID Re-attending between 3 & 9 months - Children	207	473	43.8%	55.4%	60.6%	58.3%
% of FP17s for the same patient ID Re-attending between 3 & 9 months - Adults	97	187	51.9%	48.4%	51.6%	50.3%
% of FP17s for Band 1 Urgent Courses	22	669	3.3%	10.5%	9.5%	9.1%
% of FP17s Relating to Free Repair or Replacements	0	669	0.0%	0.6%	0.7%	0.8%
% of FP17s Relating to Continuations	0	669	0.0%	0.8%	1.0%	1.0%
% of Patients satisfied with the dentistry they have received	0	1	N/A	91.2%	92.0%	91.5%
% of Patients satisfied with the time they had to wait for an appointment	0	1	N/A	87.2%	88.1%	87.9%

* This is based on patients treated on this contract for their most recent course of treatment. Figures in italics indicate the base number of FP17s or Patient Questionnaire responses are less than 100. N/A is shown where the base number of responses is less than 10 during the period. % is calculated as Quantity/Base number*100

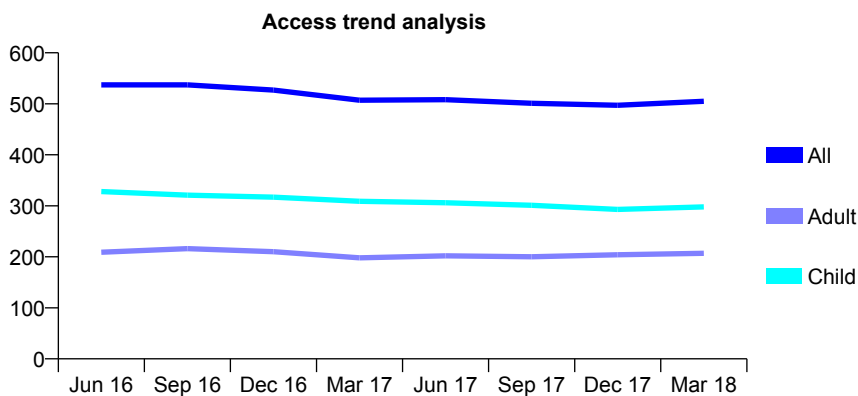
Q67 - Vital Signs At a Glance Contract Report for 219924/0001 - Year end March 2018

Name or company name	MRS FM MURCH
Contract type name	GDS Contract
Purpose of contract	General
Contract start date	01/04/2006
Contract end date	

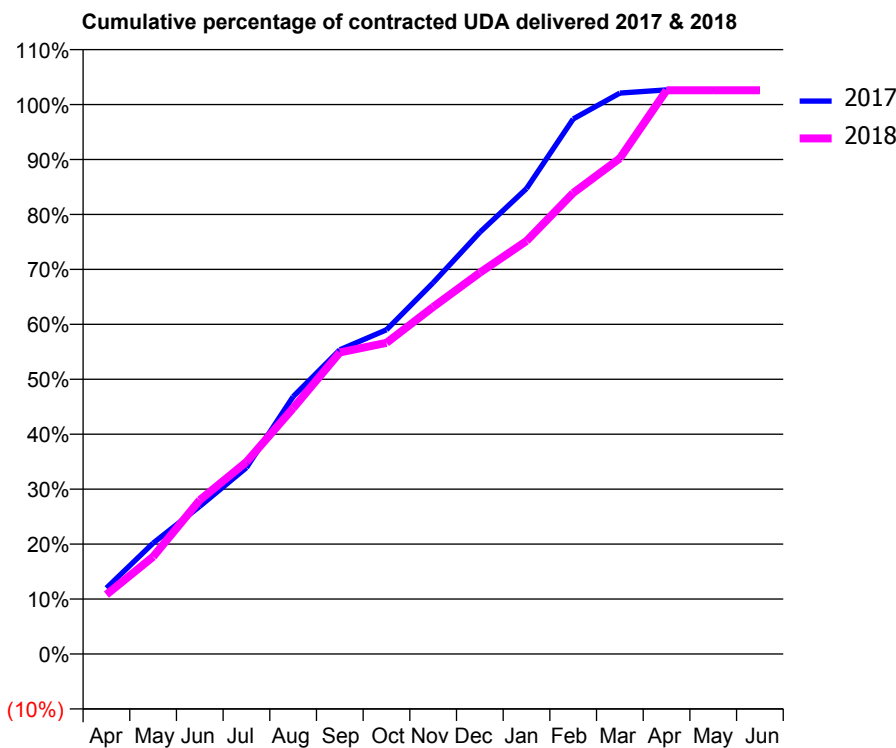
17/18 Contracted general activity (UDA)	1,047
Carry forward general activity (UDA)	-21
17/18 Contracted orthodontic activity (UOA)	0
Carry forward orthodontic activity (UOA)	0
Baseline contract value	£25,891.39

ACCESS*

Patients seen in 24 months	Total	Change since previous quarter
Quarter ending March 2017	507	
Quarter ending June 2017	508	→
Quarter ending September 2017	501	↓
Quarter ending December 2017	497	→
Quarter ending March 2018	505	→
Variance since March 2017	(0.4%)	→



ACTIVITY



Month	Adjusted Scheduled Activity (UDA)	
	2017	2018
April	126	113
May	211	185
June	281	293
July	355	366
August	491	468
September	580	575
October	618	593
November	707	661
December	803	727
January	887	787
February	1,019	878
March	1,069	945
April	1,075	1,074
May	1,075	1,074
June	1,075	1,074

QUALITY

	Quantity	Base Number	Contract	AT	Region	England
% of FP17s for the same patient ID Re-attending within 3 months - Children	25	397	6.3%	11.7%	11.5%	11.9%
% of FP17s for the same patient ID Re-attending within 3 months - Adults	10	156	6.4%	16.6%	15.9%	16.0%
% of FP17s for the same patient ID Re-attending between 3 & 9 months - Children	217	397	54.7%	55.4%	60.6%	58.3%
% of FP17s for the same patient ID Re-attending between 3 & 9 months - Adults	67	156	42.9%	48.4%	51.6%	50.3%
% of FP17s for Band 1 Urgent Courses	20	588	3.4%	10.5%	9.5%	9.1%
% of FP17s Relating to Free Repair or Replacements	0	588	0.0%	0.6%	0.7%	0.8%
% of FP17s Relating to Continuations	0	588	0.0%	0.8%	1.0%	1.0%
% of Patients satisfied with the dentistry they have received	0	0	N/A	91.2%	92.0%	91.5%
% of Patients satisfied with the time they had to wait for an appointment	0	0	N/A	87.2%	88.1%	87.9%

* This is based on patients treated on this contract for their most recent course of treatment. Figures in italics indicate the base number of FP17s or Patient Questionnaire responses are less than 100. N/A is shown where the base number of responses is less than 10 during the period. % is calculated as Quantity/Base number*100

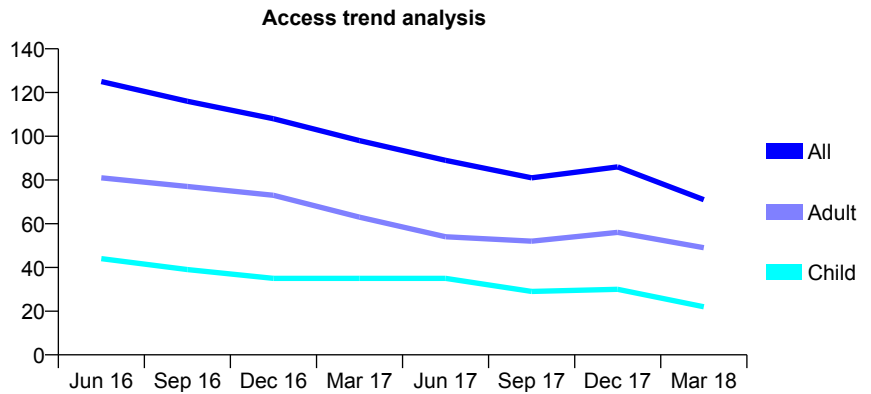
Q67 - Vital Signs At a Glance Contract Report for 221066/0001 - Year end March 2018

Name or company name	MR JT JOHNSTON
Contract type name	GDS Contract
Purpose of contract	General
Contract start date	01/04/2006
Contract end date	

17/18 Contracted general activity (UDA)	618
Carry forward general activity (UDA)	0
17/18 Contracted orthodontic activity (UOA)	0
Carry forward orthodontic activity (UOA)	0
Baseline contract value	£15,282.59

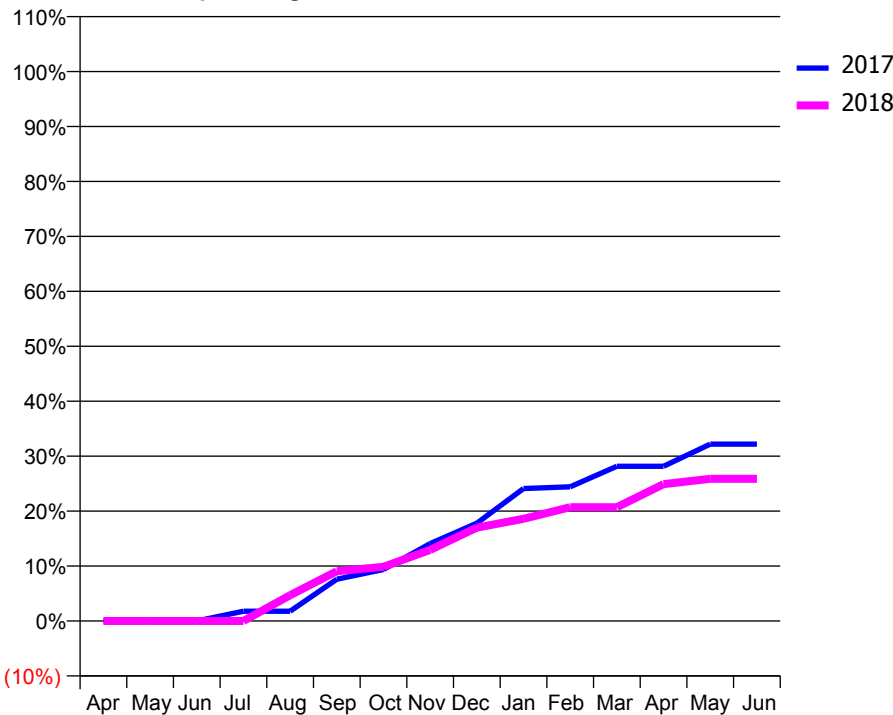
ACCESS*

Patients seen in 24 months	Total	Change since previous quarter
Quarter ending March 2017	98	
Quarter ending June 2017	89	↓
Quarter ending September 2017	81	↓
Quarter ending December 2017	86	↑
Quarter ending March 2018	71	↓
Variance since March 2017	(27.6%)	↓



ACTIVITY

Cumulative percentage of contracted UDA delivered 2017 & 2018



Month	Adjusted Scheduled Activity (UDA)	
	2017	2018
April	0	0
May	0	0
June	0	0
July	11	0
August	11	29
September	47	56
October	58	61
November	87	80
December	110	105
January	149	115
February	151	128
March	174	128
April	174	154
May	199	160
June	199	160

QUALITY

	Quantity	Base Number	Contract	AT	Region	England
% of FP17s for the same patient ID Re-attending within 3 months - Children	0	21	0.0%	11.7%	11.5%	11.9%
% of FP17s for the same patient ID Re-attending within 3 months - Adults	3	53	5.7%	16.6%	15.9%	16.0%
% of FP17s for the same patient ID Re-attending between 3 & 9 months - Children	14	21	66.7%	55.4%	60.6%	58.3%
% of FP17s for the same patient ID Re-attending between 3 & 9 months - Adults	28	53	52.8%	48.4%	51.6%	50.3%
% of FP17s for Band 1 Urgent Courses	0	79	0.0%	10.5%	9.5%	9.1%
% of FP17s Relating to Free Repair or Replacements	0	79	0.0%	0.6%	0.7%	0.8%
% of FP17s Relating to Continuations	0	79	0.0%	0.8%	1.0%	1.0%
% of Patients satisfied with the dentistry they have received	1	1	N/A	91.2%	92.0%	91.5%
% of Patients satisfied with the time they had to wait for an appointment	1	1	N/A	87.2%	88.1%	87.9%

* This is based on patients treated on this contract for their most recent course of treatment. Figures in italics indicate the base number of FP17s or Patient Questionnaire responses are less than 100. N/A is shown where the base number of responses is less than 10 during the period. % is calculated as Quantity/Base number*100

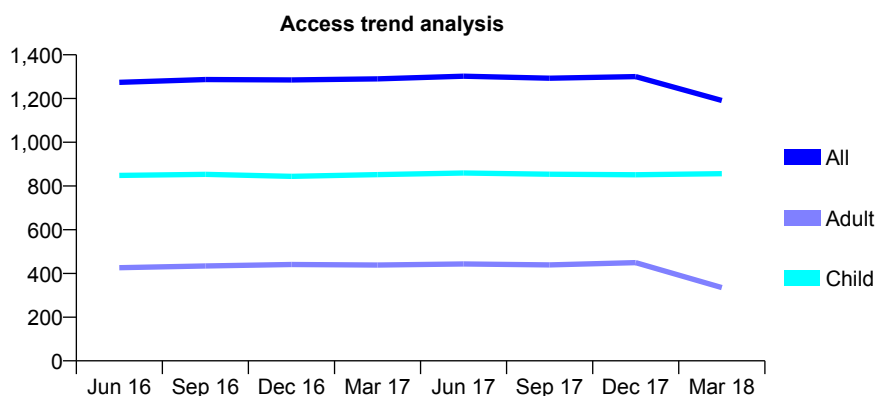
Q67 - Vital Signs At a Glance Contract Report for 221503/0001 - Year end March 2018

Name or company name	MR UL PERERA
Contract type name	GDS Contract
Purpose of contract	General
Contract start date	01/04/2006
Contract end date	

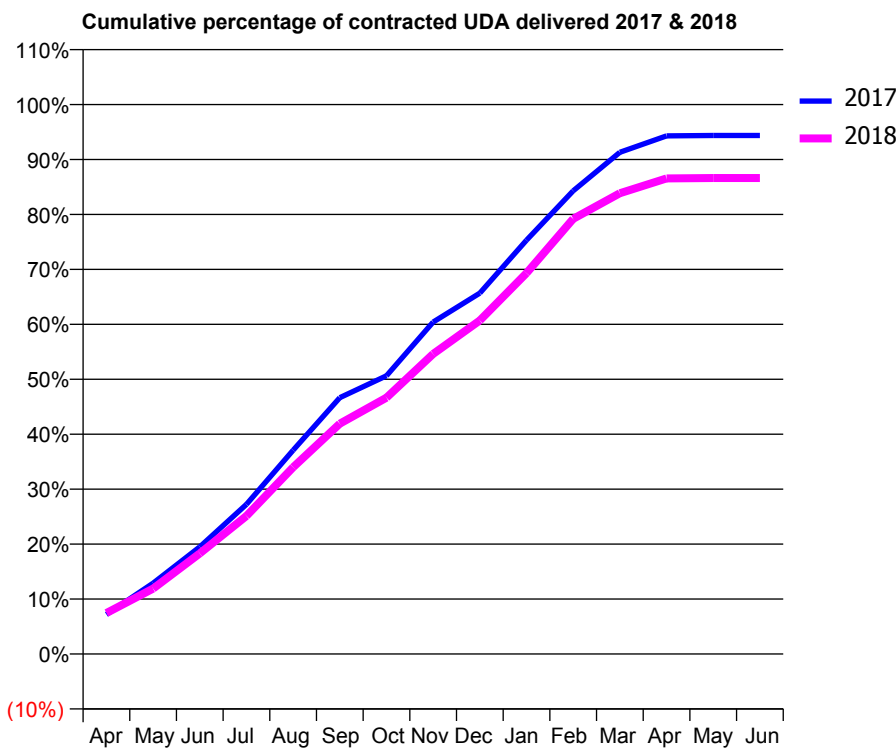
17/18 Contracted general activity (UDA)	4,054
Carry forward general activity (UDA)	0
17/18 Contracted orthodontic activity (UOA)	0
Carry forward orthodontic activity (UOA)	0
Baseline contract value	£100,251.89

ACCESS*

Patients seen in 24 months	Total	Change since previous quarter
Quarter ending March 2017	1,290	
Quarter ending June 2017	1,302	→
Quarter ending September 2017	1,293	→
Quarter ending December 2017	1,300	→
Quarter ending March 2018	1,191	↓
Variance since March 2017	(7.7%)	↓



ACTIVITY



Month	Adjusted Scheduled Activity (UDA)	
	2017	2018
April	291	303
May	523	483
June	791	743
July	1,104	1,019
August	1,504	1,378
September	1,891	1,699
October	2,053	1,891
November	2,449	2,214
December	2,662	2,461
January	3,054	2,811
February	3,417	3,211
March	3,701	3,399
April	3,822	3,509
May	3,825	3,512
June	3,825	3,512

QUALITY

	Quantity	Base Number	Contract	AT	Region	England
% of FP17s for the same patient ID Re-attending within 3 months - Children	45	1,291	3.5%	11.7%	11.5%	11.9%
% of FP17s for the same patient ID Re-attending within 3 months - Adults	16	301	5.3%	16.6%	15.9%	16.0%
% of FP17s for the same patient ID Re-attending between 3 & 9 months - Children	882	1,291	68.3%	55.4%	60.6%	58.3%
% of FP17s for the same patient ID Re-attending between 3 & 9 months - Adults	162	301	53.8%	48.4%	51.6%	50.3%
% of FP17s for Band 1 Urgent Courses	15	1,576	1.0%	10.5%	9.5%	9.1%
% of FP17s Relating to Free Repair or Replacements	0	1,576	0.0%	0.6%	0.7%	0.8%
% of FP17s Relating to Continuations	0	1,576	0.0%	0.8%	1.0%	1.0%
% of Patients satisfied with the dentistry they have received	5	6	N/A	91.2%	92.0%	91.5%
% of Patients satisfied with the time they had to wait for an appointment	6	6	N/A	87.2%	88.1%	87.9%

* This is based on patients treated on this contract for their most recent course of treatment. Figures in italics indicate the base number of FP17s or Patient Questionnaire responses are less than 100. N/A is shown where the base number of responses is less than 10 during the period. % is calculated as Quantity/Base number*100

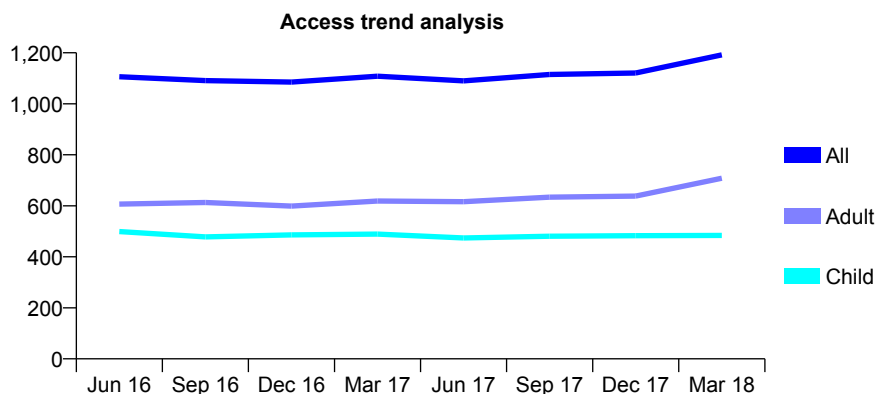
Q67 - Vital Signs At a Glance Contract Report for 224006/0001 - Year end March 2018

Name or company name	MR RW LUKE
Contract type name	GDS Contract
Purpose of contract	General
Contract start date	01/04/2006
Contract end date	

17/18 Contracted general activity (UDA)	2,577
Carry forward general activity (UDA)	60
17/18 Contracted orthodontic activity (UOA)	0
Carry forward orthodontic activity (UOA)	0
Baseline contract value	£63,728.63

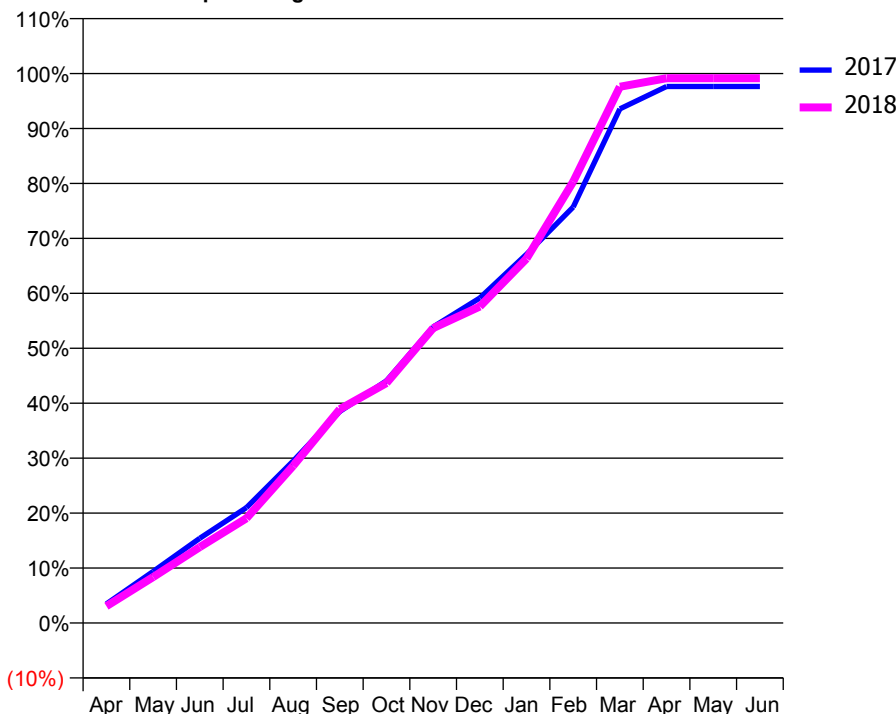
ACCESS*

Patients seen in 24 months	Total	Change since previous quarter
Quarter ending March 2017	1,108	
Quarter ending June 2017	1,090	↓
Quarter ending September 2017	1,115	↑
Quarter ending December 2017	1,121	→
Quarter ending March 2018	1,192	↑
Variance since March 2017	7.6%	↑



ACTIVITY

Cumulative percentage of contracted UDA delivered 2017 & 2018



Adjusted Scheduled Activity (UDA)

Month	2017	2018
April	90	79
May	242	215
June	398	356
July	541	491
August	760	737
September	992	1,003
October	1,136	1,126
November	1,389	1,383
December	1,525	1,484
January	1,729	1,709
February	1,951	2,070
March	2,411	2,515
April	2,516	2,555
May	2,516	2,555
June	2,516	2,555

QUALITY

	Quantity	Base Number	Contract	AT	Region	England
% of FP17s for the same patient ID Re-attending within 3 months - Children	19	807	2.4%	11.7%	11.5%	11.9%
% of FP17s for the same patient ID Re-attending within 3 months - Adults	120	1,040	11.5%	16.6%	15.9%	16.0%
% of FP17s for the same patient ID Re-attending between 3 & 9 months - Children	587	807	72.7%	55.4%	60.6%	58.3%
% of FP17s for the same patient ID Re-attending between 3 & 9 months - Adults	617	1,040	59.3%	48.4%	51.6%	50.3%
% of FP17s for Band 1 Urgent Courses	69	1,819	3.8%	10.5%	9.5%	9.1%
% of FP17s Relating to Free Repair or Replacements	0	1,819	0.0%	0.6%	0.7%	0.8%
% of FP17s Relating to Continuations	29	1,819	1.6%	0.8%	1.0%	1.0%
% of Patients satisfied with the dentistry they have received	1	2	N/A	91.2%	92.0%	91.5%
% of Patients satisfied with the time they had to wait for an appointment	1	2	N/A	87.2%	88.1%	87.9%

* This is based on patients treated on this contract for their most recent course of treatment. Figures in italics indicate the base number of FP17s or Patient Questionnaire responses are less than 100. N/A is shown where the base number of responses is less than 10 during the period. % is calculated as Quantity/Base number*100

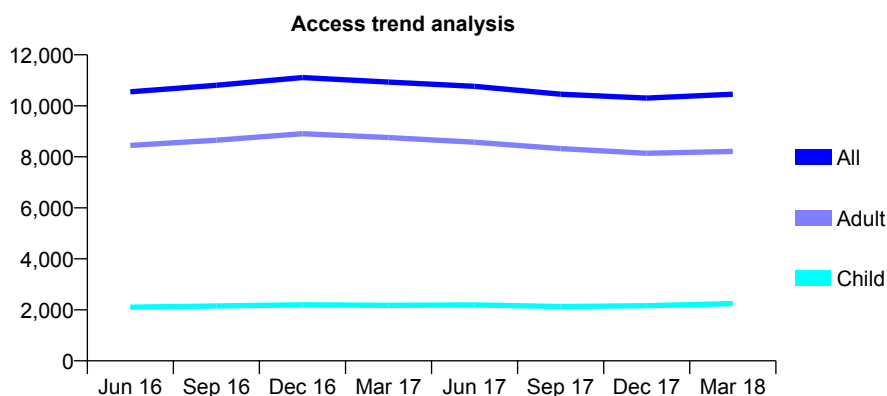
Q67 - Vital Signs At a Glance Contract Report for 238783/0001 - Year end March 2018

Name or company name	MR AN ZYBUTZ
Contract type name	GDS Contract
Purpose of contract	General
Contract start date	01/04/2006
Contract end date	

17/18 Contracted general activity (UDA)	38,186
Carry forward general activity (UDA)	560
17/18 Contracted orthodontic activity (UOA)	0
Carry forward orthodontic activity (UOA)	0
Baseline contract value	£1,131,155.47

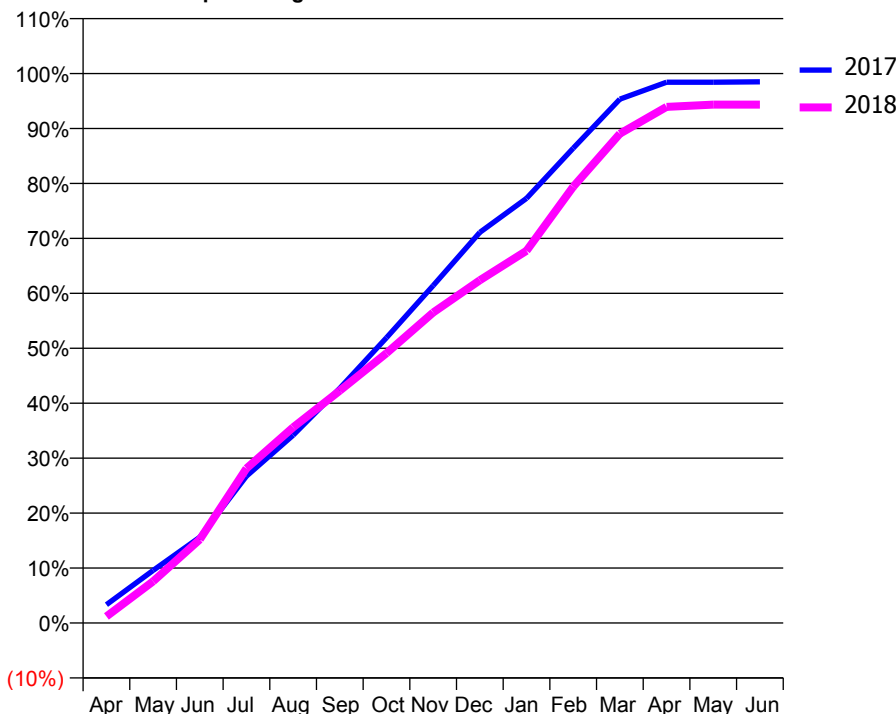
ACCESS*

Patients seen in 24 months	Total	Change since previous quarter
Quarter ending March 2017	10,933	
Quarter ending June 2017	10,763	↓
Quarter ending September 2017	10,456	↓
Quarter ending December 2017	10,301	↓
Quarter ending March 2018	10,456	→
Variance since March 2017	(4.4%)	↓



ACTIVITY

Cumulative percentage of contracted UDA delivered 2017 & 2018



Month	Adjusted Scheduled Activity (UDA)	
	2017	2018
April	1,240	461
May	3,566	2,893
June	5,821	5,803
July	9,969	10,744
August	12,743	13,599
September	15,927	16,143
October	19,363	18,752
November	22,899	21,574
December	26,506	23,821
January	28,812	25,870
February	32,218	30,317
March	35,547	34,005
April	36,690	35,863
May	36,691	36,021
June	36,726	36,027

QUALITY

	Quantity	Base Number	Contract	AT	Region	England
% of FP17s for the same patient ID Re-attending within 3 months - Children	152	2,789	5.4%	11.7%	11.5%	11.9%
% of FP17s for the same patient ID Re-attending within 3 months - Adults	1,101	9,778	11.3%	16.6%	15.9%	16.0%
% of FP17s for the same patient ID Re-attending between 3 & 9 months - Children	1,196	2,789	42.9%	55.4%	60.6%	58.3%
% of FP17s for the same patient ID Re-attending between 3 & 9 months - Adults	4,129	9,778	42.2%	48.4%	51.6%	50.3%
% of FP17s for Band 1 Urgent Courses	847	12,718	6.7%	10.5%	9.5%	9.1%
% of FP17s Relating to Free Repair or Replacements	132	12,718	1.0%	0.6%	0.7%	0.8%
% of FP17s Relating to Continuations	257	12,718	2.0%	0.8%	1.0%	1.0%
% of Patients satisfied with the dentistry they have received	14	16	87.5%	91.2%	92.0%	91.5%
% of Patients satisfied with the time they had to wait for an appointment	15	16	93.8%	87.2%	88.1%	87.9%

* This is based on patients treated on this contract for their most recent course of treatment. Figures in italics indicate the base number of FP17s or Patient Questionnaire responses are less than 100. N/A is shown where the base number of responses is less than 10 during the period. % is calculated as Quantity/Base number*100

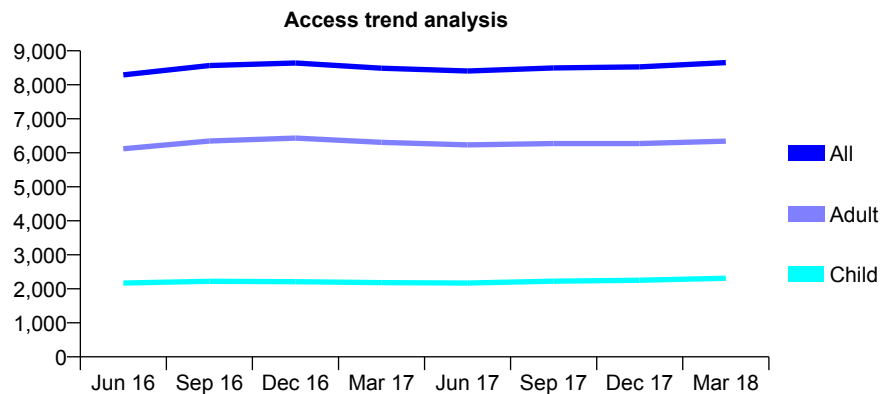
Q67 - Vital Signs At a Glance Contract Report for 238783/0002 - Year end March 2018

Name or company name	MR AN ZYBUTZ
Contract type name	GDS Contract
Purpose of contract	General
Contract start date	01/04/2006
Contract end date	

17/18 Contracted general activity (UDA)	27,847
Carry forward general activity (UDA)	165
17/18 Contracted orthodontic activity (UOA)	0
Carry forward orthodontic activity (UOA)	0
Baseline contract value	£755,001.93

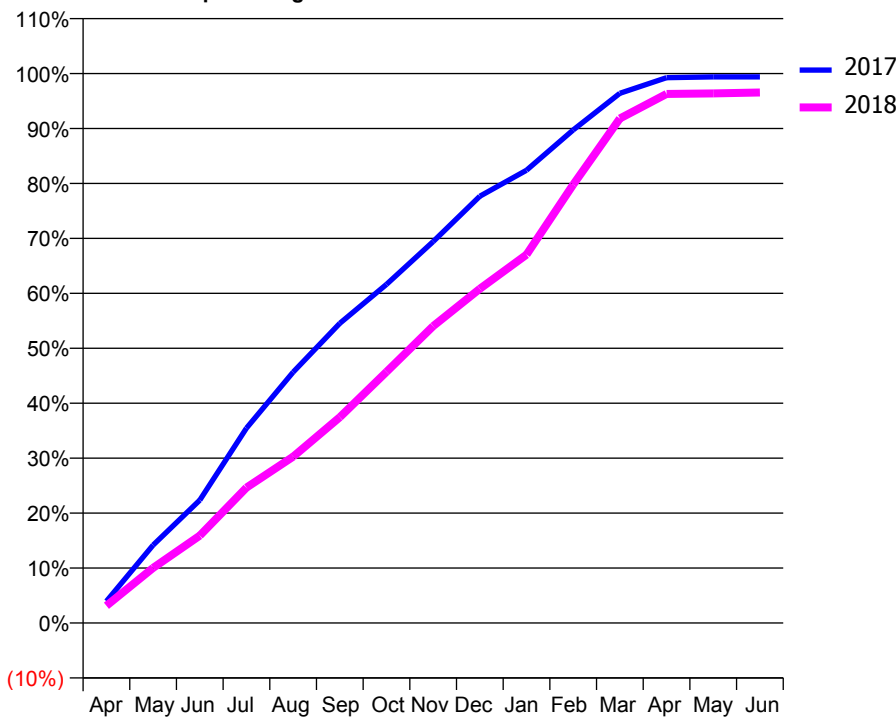
ACCESS*

Patients seen in 24 months	Total	Change since previous quarter
Quarter ending March 2017	8,489	
Quarter ending June 2017	8,404	↓
Quarter ending September 2017	8,497	→
Quarter ending December 2017	8,526	→
Quarter ending March 2018	8,653	→
Variance since March 2017	1.9%	→



ACTIVITY

Cumulative percentage of contracted UDA delivered 2017 & 2018



Month	Adjusted Scheduled Activity (UDA)	
	2017	2018
April	1,071	878
May	3,825	2,793
June	6,024	4,431
July	9,558	6,861
August	12,303	8,433
September	14,695	10,428
October	16,608	12,731
November	18,703	15,046
December	20,928	16,941
January	22,205	18,666
February	24,181	22,217
March	25,977	25,565
April	26,744	26,809
May	26,780	26,836
June	26,782	26,887

QUALITY

	Quantity	Base Number	Contract	AT	Region	England
% of FP17s for the same patient ID Re-attending within 3 months - Children	156	3,092	5.0%	11.7%	11.5%	11.9%
% of FP17s for the same patient ID Re-attending within 3 months - Adults	828	7,937	10.4%	16.6%	15.9%	16.0%
% of FP17s for the same patient ID Re-attending between 3 & 9 months - Children	1,484	3,092	48.0%	55.4%	60.6%	58.3%
% of FP17s for the same patient ID Re-attending between 3 & 9 months - Adults	3,713	7,937	46.8%	48.4%	51.6%	50.3%
% of FP17s for Band 1 Urgent Courses	778	11,205	6.9%	10.5%	9.5%	9.1%
% of FP17s Relating to Free Repair or Replacements	61	11,205	0.5%	0.6%	0.7%	0.8%
% of FP17s Relating to Continuations	117	11,205	1.0%	0.8%	1.0%	1.0%
% of Patients satisfied with the dentistry they have received	11	11	100.0%	91.2%	92.0%	91.5%
% of Patients satisfied with the time they had to wait for an appointment	10	11	90.9%	87.2%	88.1%	87.9%

* This is based on patients treated on this contract for their most recent course of treatment. Figures in italics indicate the base number of FP17s or Patient Questionnaire responses are less than 100. N/A is shown where the base number of responses is less than 10 during the period. % is calculated as Quantity/Base number*100

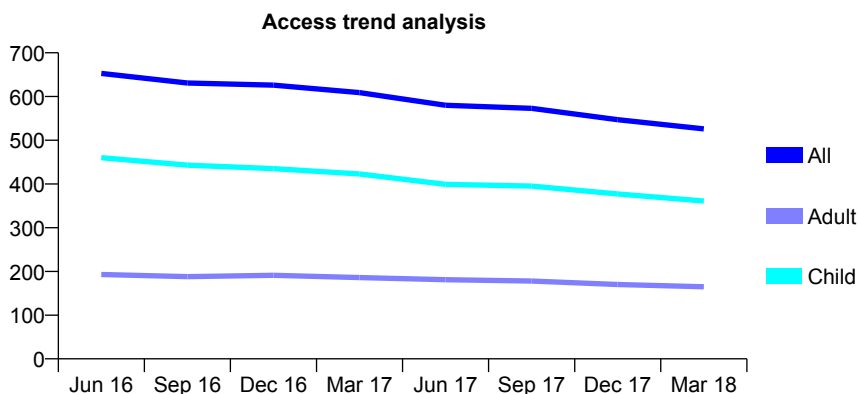
Q67 - Vital Signs At a Glance Contract Report for 246476/0001 - Year end March 2018

Name or company name	MR PS BHOGAL
Contract type name	GDS Contract
Purpose of contract	General
Contract start date	17/04/2014
Contract end date	

17/18 Contracted general activity (UDA)	1,600
Carry forward general activity (UDA)	32
17/18 Contracted orthodontic activity (UOA)	0
Carry forward orthodontic activity (UOA)	0
Baseline contract value	£38,423.92

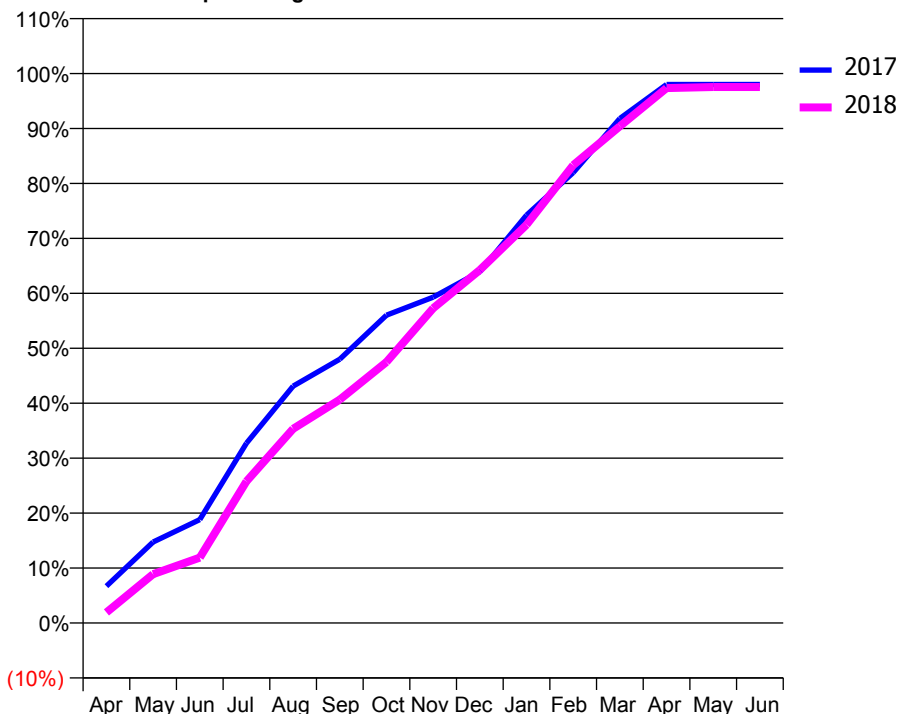
ACCESS*

Patients seen in 24 months	Total	Change since previous quarter
Quarter ending March 2017	609	
Quarter ending June 2017	580	↓
Quarter ending September 2017	573	↓
Quarter ending December 2017	547	↓
Quarter ending March 2018	526	↓
Variance since March 2017	(13.6%)	↓



ACTIVITY

Cumulative percentage of contracted UDA delivered 2017 & 2018



Adjusted Scheduled Activity (UDA)

Month	2017	2018
April	107	31
May	236	142
June	301	191
July	523	413
August	690	566
September	768	651
October	896	760
November	949	916
December	1,023	1,028
January	1,187	1,160
February	1,311	1,333
March	1,469	1,446
April	1,568	1,558
May	1,568	1,561
June	1,568	1,561

QUALITY

	Quantity	Base Number	Contract	AT	Region	England
% of FP17s for the same patient ID Re-attending within 3 months - Children	64	554	11.6%	11.7%	11.5%	11.9%
% of FP17s for the same patient ID Re-attending within 3 months - Adults	28	181	15.5%	16.6%	15.9%	16.0%
% of FP17s for the same patient ID Re-attending between 3 & 9 months - Children	286	554	51.6%	55.4%	60.6%	58.3%
% of FP17s for the same patient ID Re-attending between 3 & 9 months - Adults	90	181	49.7%	48.4%	51.6%	50.3%
% of FP17s for Band 1 Urgent Courses	38	728	5.2%	10.5%	9.5%	9.1%
% of FP17s Relating to Free Repair or Replacements	0	728	0.0%	0.6%	0.7%	0.8%
% of FP17s Relating to Continuations	0	728	0.0%	0.8%	1.0%	1.0%
% of Patients satisfied with the dentistry they have received	0	0	N/A	91.2%	92.0%	91.5%
% of Patients satisfied with the time they had to wait for an appointment	0	0	N/A	87.2%	88.1%	87.9%

* This is based on patients treated on this contract for their most recent course of treatment. Figures in italics indicate the base number of FP17s or Patient Questionnaire responses are less than 100. N/A is shown where the base number of responses is less than 10 during the period. % is calculated as Quantity/Base number*100

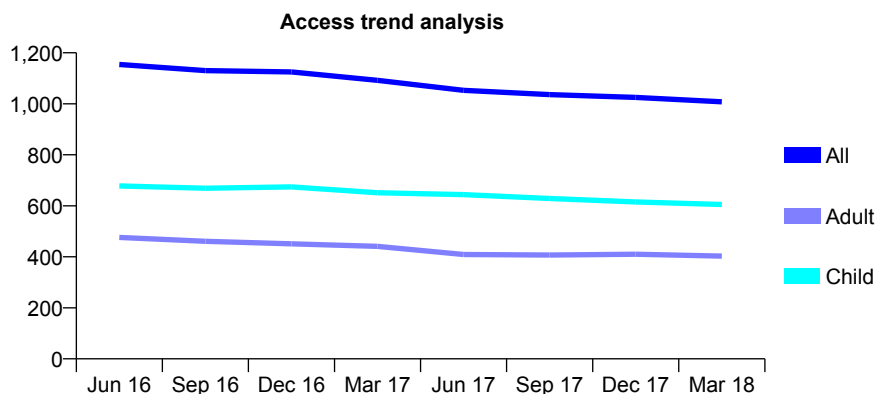
Q67 - Vital Signs At a Glance Contract Report for 249130/0001 - Year end March 2018

Name or company name	MISS S PATEL
Contract type name	GDS Contract
Purpose of contract	General
Contract start date	12/05/2014
Contract end date	

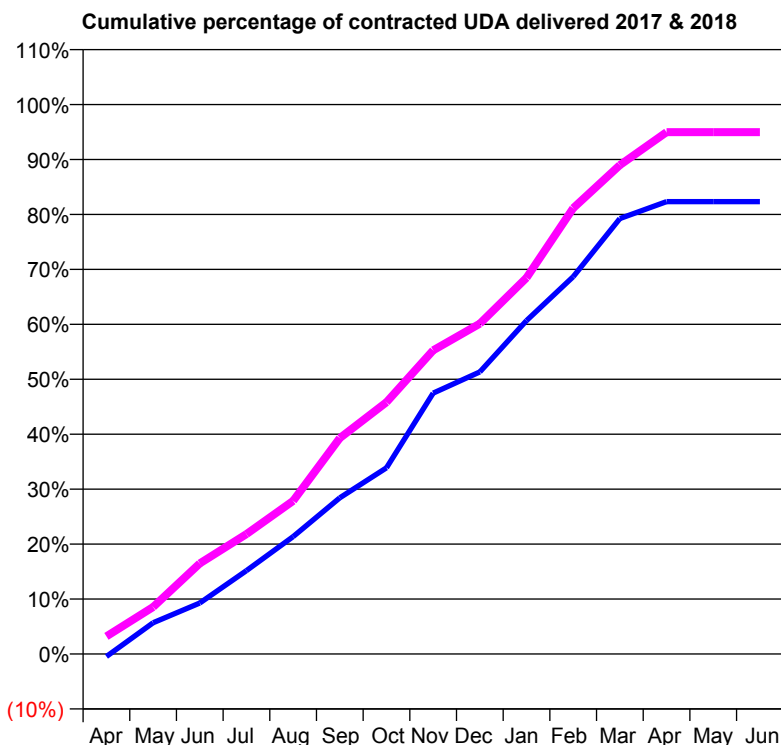
17/18 Contracted general activity (UDA)	4,550
Carry forward general activity (UDA)	0
17/18 Contracted orthodontic activity (UOA)	0
Carry forward orthodontic activity (UOA)	0
Baseline contract value	£135,492.85

ACCESS*

Patients seen in 24 months	Total	Change since previous quarter
Quarter ending March 2017	1,092	
Quarter ending June 2017	1,053	↓
Quarter ending September 2017	1,036	↓
Quarter ending December 2017	1,025	↓
Quarter ending March 2018	1,008	↓
Variance since March 2017	(7.7%)	↓



ACTIVITY



Month	Adjusted Scheduled Activity (UDA)	
	2017	2018
April	-21	146
May	259	389
June	422	750
July	691	993
August	972	1,268
September	1,293	1,788
October	1,541	2,086
November	2,160	2,514
December	2,336	2,735
January	2,761	3,116
February	3,124	3,692
March	3,605	4,049
April	3,746	4,321
May	3,746	4,321
June	3,746	4,321

QUALITY

	Quantity	Base Number	Contract	AT	Region	England
% of FP17s for the same patient ID Re-attending within 3 months - Children	42	976	4.3%	11.7%	11.5%	11.9%
% of FP17s for the same patient ID Re-attending within 3 months - Adults	41	438	9.4%	16.6%	15.9%	16.0%
% of FP17s for the same patient ID Re-attending between 3 & 9 months - Children	655	976	67.1%	55.4%	60.6%	58.3%
% of FP17s for the same patient ID Re-attending between 3 & 9 months - Adults	244	438	55.7%	48.4%	51.6%	50.3%
% of FP17s for Band 1 Urgent Courses	40	1,418	2.8%	10.5%	9.5%	9.1%
% of FP17s Relating to Free Repair or Replacements	0	1,418	0.0%	0.6%	0.7%	0.8%
% of FP17s Relating to Continuations	12	1,418	0.8%	0.8%	1.0%	1.0%
% of Patients satisfied with the dentistry they have received	1	1	N/A	91.2%	92.0%	91.5%
% of Patients satisfied with the time they had to wait for an appointment	1	1	N/A	87.2%	88.1%	87.9%

* This is based on patients treated on this contract for their most recent course of treatment. Figures in italics indicate the base number of FP17s or Patient Questionnaire responses are less than 100. N/A is shown where the base number of responses is less than 10 during the period. % is calculated as Quantity/Base number*100

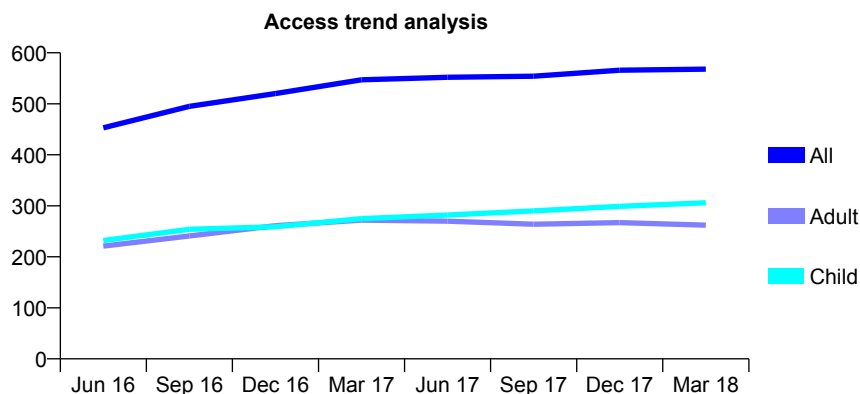
Q67 - Vital Signs At a Glance Contract Report for 261378/0001 - Year end March 2018

Name or company name	MS OM FULMYK
Contract type name	GDS Contract
Purpose of contract	General
Contract start date	01/06/2015
Contract end date	

17/18 Contracted general activity (UDA)	1,050
Carry forward general activity (UDA)	-2
17/18 Contracted orthodontic activity (UOA)	0
Carry forward orthodontic activity (UOA)	0
Baseline contract value	£25,965.59

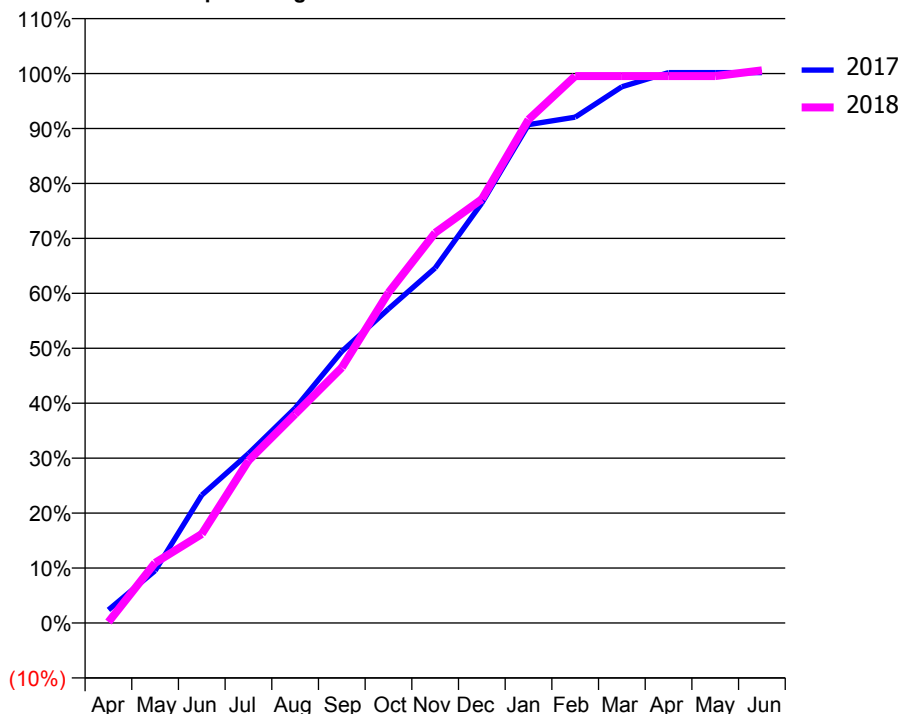
ACCESS*

Patients seen in 24 months	Total	Change since previous quarter
Quarter ending March 2017	547	
Quarter ending June 2017	552	→
Quarter ending September 2017	554	→
Quarter ending December 2017	566	↑
Quarter ending March 2018	568	→
Variance since March 2017	3.8%	↑



ACTIVITY

Cumulative percentage of contracted UDA delivered 2017 & 2018



Adjusted Scheduled Activity (UDA)

Month	2017	2018
April	25	2
May	100	115
June	245	170
July	324	310
August	411	399
September	519	488
October	600	631
November	678	746
December	803	810
January	952	962
February	967	1,045
March	1,025	1,045
April	1,052	1,045
May	1,052	1,045
June	1,052	1,056

QUALITY

	Quantity	Base Number	Contract	AT	Region	England
% of FP17s for the same patient ID Re-attending within 3 months - Children	13	405	3.2%	11.7%	11.5%	11.9%
% of FP17s for the same patient ID Re-attending within 3 months - Adults	13	241	5.4%	16.6%	15.9%	16.0%
% of FP17s for the same patient ID Re-attending between 3 & 9 months - Children	172	405	42.5%	55.4%	60.6%	58.3%
% of FP17s for the same patient ID Re-attending between 3 & 9 months - Adults	85	241	35.3%	48.4%	51.6%	50.3%
% of FP17s for Band 1 Urgent Courses	5	686	0.7%	10.5%	9.5%	9.1%
% of FP17s Relating to Free Repair or Replacements	0	686	0.0%	0.6%	0.7%	0.8%
% of FP17s Relating to Continuations	1	686	0.1%	0.8%	1.0%	1.0%
% of Patients satisfied with the dentistry they have received	3	3	N/A	91.2%	92.0%	91.5%
% of Patients satisfied with the time they had to wait for an appointment	3	3	N/A	87.2%	88.1%	87.9%

* This is based on patients treated on this contract for their most recent course of treatment. Figures in italics indicate the base number of FP17s or Patient Questionnaire responses are less than 100. N/A is shown where the base number of responses is less than 10 during the period. % is calculated as Quantity/Base number*100

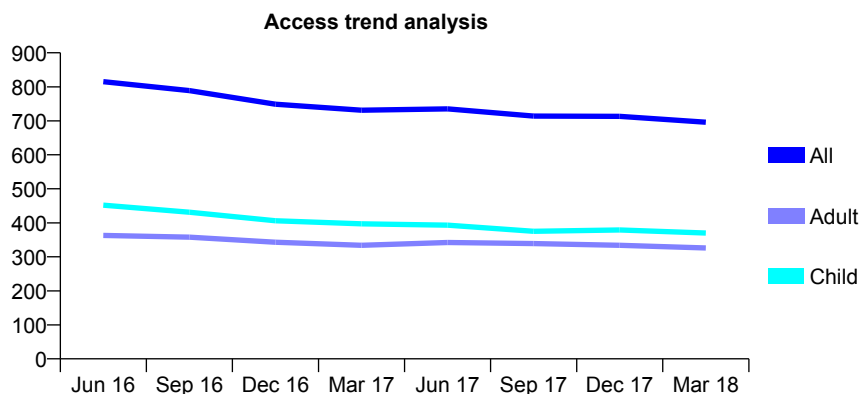
Q67 - Vital Signs At a Glance Contract Report for 261653/0001 - Year end March 2018

Name or company name	MR M EBRAHIMI HONARVAR
Contract type name	GDS Contract
Purpose of contract	General
Contract start date	01/04/2006
Contract end date	

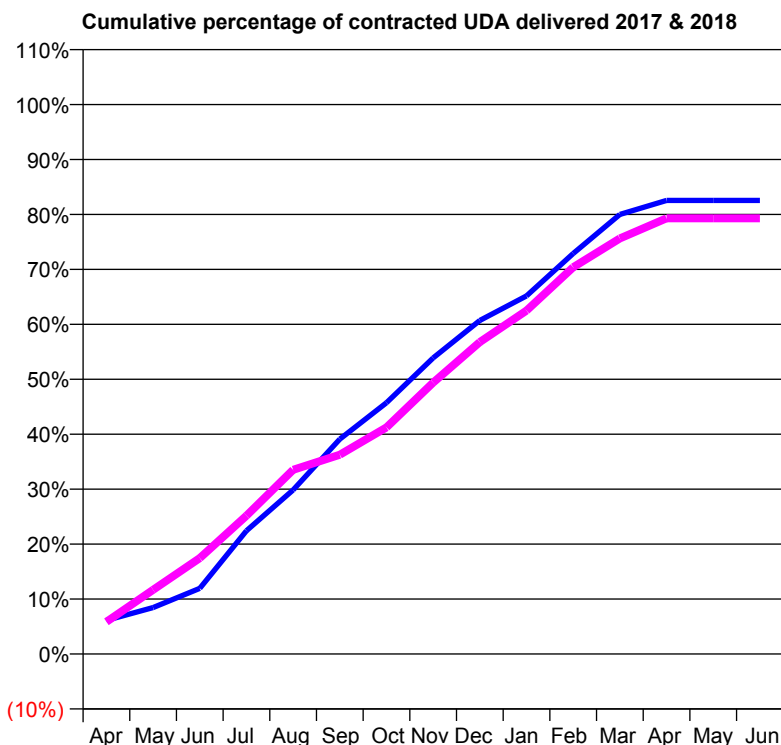
17/18 Contracted general activity (UDA)	2,010
Carry forward general activity (UDA)	0
17/18 Contracted orthodontic activity (UOA)	0
Carry forward orthodontic activity (UOA)	0
Baseline contract value	£49,705.54

ACCESS*

Patients seen in 24 months	Total	Change since previous quarter
Quarter ending March 2017	731	
Quarter ending June 2017	735	→
Quarter ending September 2017	714	↓
Quarter ending December 2017	713	→
Quarter ending March 2018	696	↓
Variance since March 2017	(4.8%)	↓



ACTIVITY



Month	Adjusted Scheduled Activity (UDA)	
	2017	2018
April	123	118
May	170	235
June	240	351
July	451	506
August	600	674
September	786	729
October	919	829
November	1,083	993
December	1,220	1,141
January	1,310	1,256
February	1,465	1,415
March	1,608	1,520
April	1,659	1,594
May	1,659	1,594
June	1,659	1,594

QUALITY

	Quantity	Base Number	Contract	AT	Region	England
% of FP17s for the same patient ID Re-attending within 3 months - Children	17	560	3.0%	11.7%	11.5%	11.9%
% of FP17s for the same patient ID Re-attending within 3 months - Adults	29	461	6.3%	16.6%	15.9%	16.0%
% of FP17s for the same patient ID Re-attending between 3 & 9 months - Children	374	560	66.8%	55.4%	60.6%	58.3%
% of FP17s for the same patient ID Re-attending between 3 & 9 months - Adults	329	461	71.4%	48.4%	51.6%	50.3%
% of FP17s for Band 1 Urgent Courses	0	1,035	0.0%	10.5%	9.5%	9.1%
% of FP17s Relating to Free Repair or Replacements	0	1,035	0.0%	0.6%	0.7%	0.8%
% of FP17s Relating to Continuations	14	1,035	1.4%	0.8%	1.0%	1.0%
% of Patients satisfied with the dentistry they have received	0	0	N/A	91.2%	92.0%	91.5%
% of Patients satisfied with the time they had to wait for an appointment	0	0	N/A	87.2%	88.1%	87.9%

* This is based on patients treated on this contract for their most recent course of treatment. Figures in italics indicate the base number of FP17s or Patient Questionnaire responses are less than 100. N/A is shown where the base number of responses is less than 10 during the period. % is calculated as Quantity/Base number*100

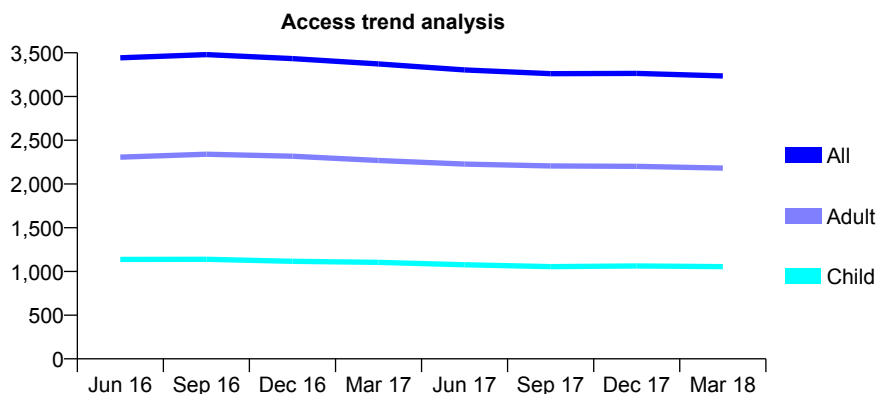
Q67 - Vital Signs At a Glance Contract Report for 263893/0001 - Year end March 2018

Name or company name	MR SH DATTANI
Contract type name	GDS Contract
Purpose of contract	General
Contract start date	01/04/2006
Contract end date	

17/18 Contracted general activity (UDA)	12,028
Carry forward general activity (UDA)	-241
17/18 Contracted orthodontic activity (UOA)	0
Carry forward orthodontic activity (UOA)	0
Baseline contract value	£329,103.81

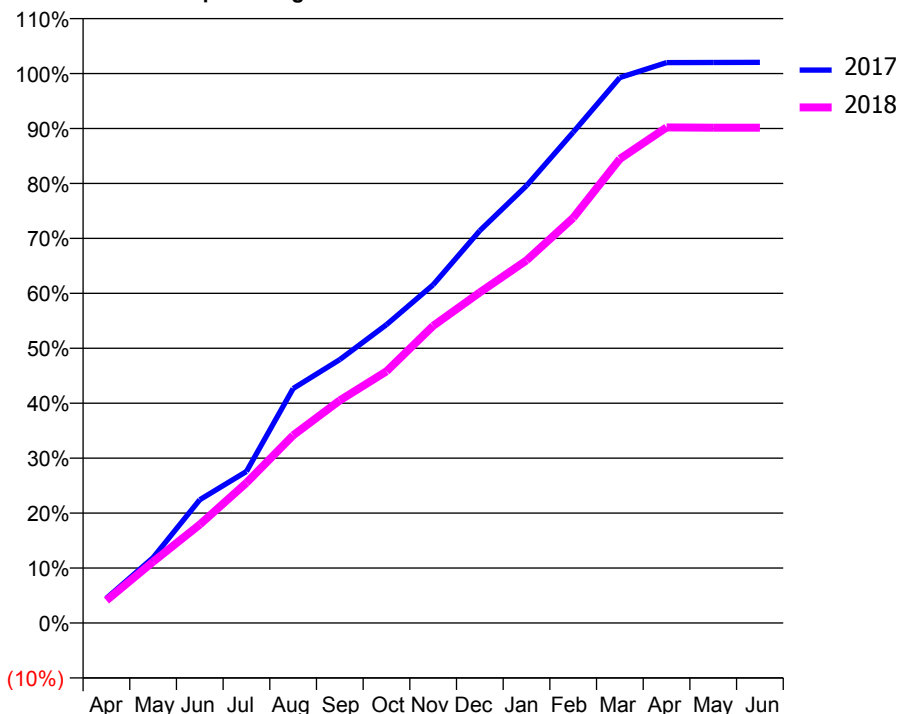
ACCESS*

Patients seen in 24 months	Total	Change since previous quarter
Quarter ending March 2017	3,372	
Quarter ending June 2017	3,304	↓
Quarter ending September 2017	3,261	↓
Quarter ending December 2017	3,264	→
Quarter ending March 2018	3,236	→
Variance since March 2017	(4.0%)	↓



ACTIVITY

Cumulative percentage of contracted UDA delivered 2017 & 2018



Month	Adjusted Scheduled Activity (UDA)	
	2017	2018
April	542	496
May	1,433	1,342
June	2,698	2,154
July	3,317	3,069
August	5,133	4,109
September	5,767	4,874
October	6,530	5,508
November	7,404	6,505
December	8,587	7,238
January	9,572	7,939
February	10,742	8,868
March	11,939	10,158
April	12,266	10,849
May	12,269	10,841
June	12,273	10,841

QUALITY

	Quantity	Base Number	Contract	AT	Region	England
% of FP17s for the same patient ID Re-attending within 3 months - Children	121	1,766	6.9%	11.7%	11.5%	11.9%
% of FP17s for the same patient ID Re-attending within 3 months - Adults	446	3,362	13.3%	16.6%	15.9%	16.0%
% of FP17s for the same patient ID Re-attending between 3 & 9 months - Children	1,230	1,766	69.6%	55.4%	60.6%	58.3%
% of FP17s for the same patient ID Re-attending between 3 & 9 months - Adults	2,285	3,362	68.0%	48.4%	51.6%	50.3%
% of FP17s for Band 1 Urgent Courses	295	5,262	5.6%	10.5%	9.5%	9.1%
% of FP17s Relating to Free Repair or Replacements	33	5,262	0.6%	0.6%	0.7%	0.8%
% of FP17s Relating to Continuations	61	5,262	1.2%	0.8%	1.0%	1.0%
% of Patients satisfied with the dentistry they have received	12	13	92.3%	91.2%	92.0%	91.5%
% of Patients satisfied with the time they had to wait for an appointment	11	13	84.6%	87.2%	88.1%	87.9%

* This is based on patients treated on this contract for their most recent course of treatment. Figures in italics indicate the base number of FP17s or Patient Questionnaire responses are less than 100. N/A is shown where the base number of responses is less than 10 during the period. % is calculated as Quantity/Base number*100

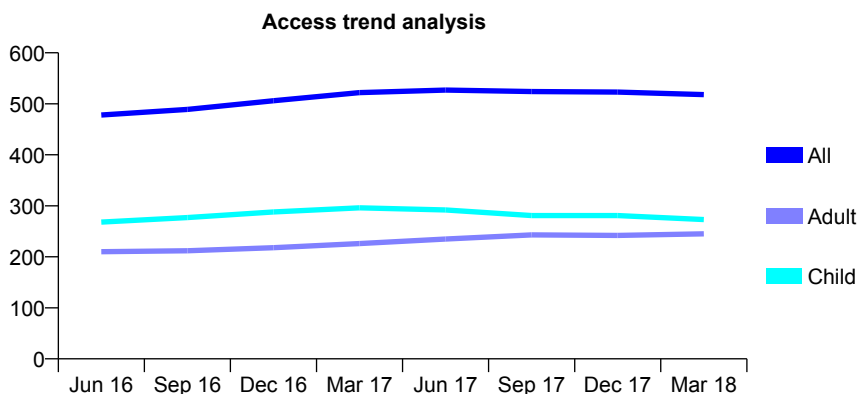
Q67 - Vital Signs At a Glance Contract Report for 270431/0001 - Year end March 2018

Name or company name	MISS H VARAITCH
Contract type name	GDS Contract
Purpose of contract	General
Contract start date	01/02/2012
Contract end date	

17/18 Contracted general activity (UDA)	1,953
Carry forward general activity (UDA)	14
17/18 Contracted orthodontic activity (UOA)	0
Carry forward orthodontic activity (UOA)	0
Baseline contract value	£48,295.99

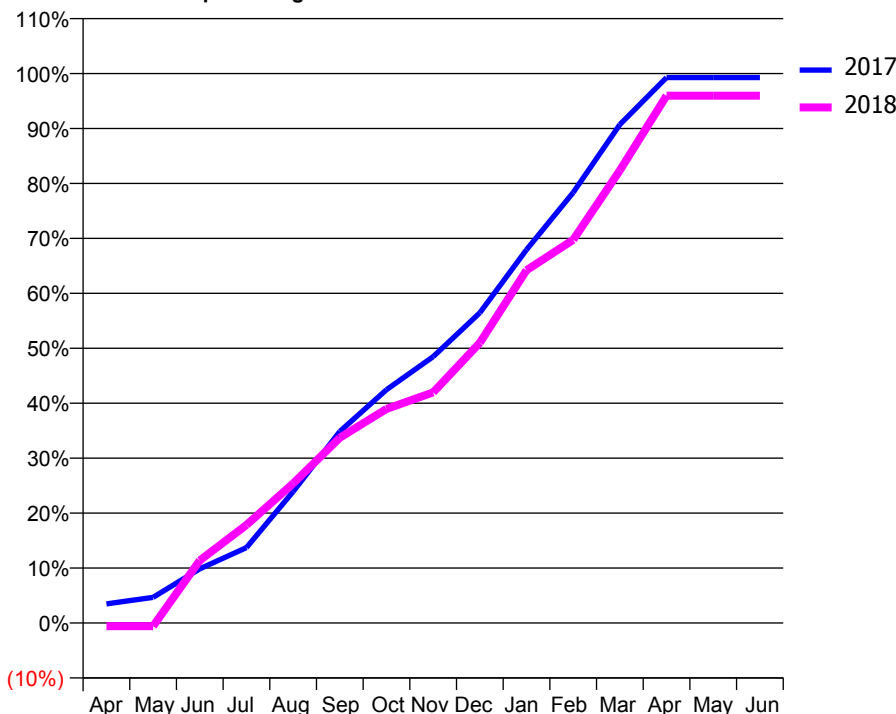
ACCESS*

Patients seen in 24 months	Total	Change since previous quarter
Quarter ending March 2017	522	
Quarter ending June 2017	527	→
Quarter ending September 2017	524	→
Quarter ending December 2017	523	→
Quarter ending March 2018	518	→
Variance since March 2017	(0.8%)	→



ACTIVITY

Cumulative percentage of contracted UDA delivered 2017 & 2018



Month	Adjusted Scheduled Activity (UDA)	
	2017	2018
April	68	-12
May	91	-12
June	193	223
July	268	348
August	467	496
September	681	659
October	829	761
November	947	820
December	1,103	996
January	1,327	1,254
February	1,530	1,362
March	1,772	1,609
April	1,939	1,874
May	1,939	1,874
June	1,939	1,874

QUALITY

	Quantity	Base Number	Contract	AT	Region	England
% of FP17s for the same patient ID Re-attending within 3 months - Children	30	371	8.1%	11.7%	11.5%	11.9%
% of FP17s for the same patient ID Re-attending within 3 months - Adults	30	276	10.9%	16.6%	15.9%	16.0%
% of FP17s for the same patient ID Re-attending between 3 & 9 months - Children	243	371	65.5%	55.4%	60.6%	58.3%
% of FP17s for the same patient ID Re-attending between 3 & 9 months - Adults	152	276	55.1%	48.4%	51.6%	50.3%
% of FP17s for Band 1 Urgent Courses	47	674	7.0%	10.5%	9.5%	9.1%
% of FP17s Relating to Free Repair or Replacements	5	674	0.7%	0.6%	0.7%	0.8%
% of FP17s Relating to Continuations	0	674	0.0%	0.8%	1.0%	1.0%
% of Patients satisfied with the dentistry they have received	0	0	N/A	91.2%	92.0%	91.5%
% of Patients satisfied with the time they had to wait for an appointment	0	0	N/A	87.2%	88.1%	87.9%

* This is based on patients treated on this contract for their most recent course of treatment. Figures in italics indicate the base number of FP17s or Patient Questionnaire responses are less than 100. N/A is shown where the base number of responses is less than 10 during the period. % is calculated as Quantity/Base number*100

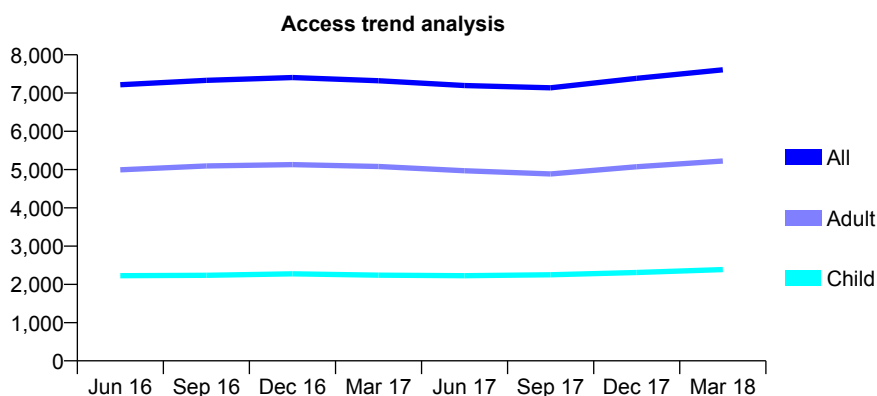
Q67 - Vital Signs At a Glance Contract Report for 279625/0002 - Year end March 2018

Name or company name	MR BS SIDHU
Contract type name	GDS Contract
Purpose of contract	General
Contract start date	01/09/2009
Contract end date	

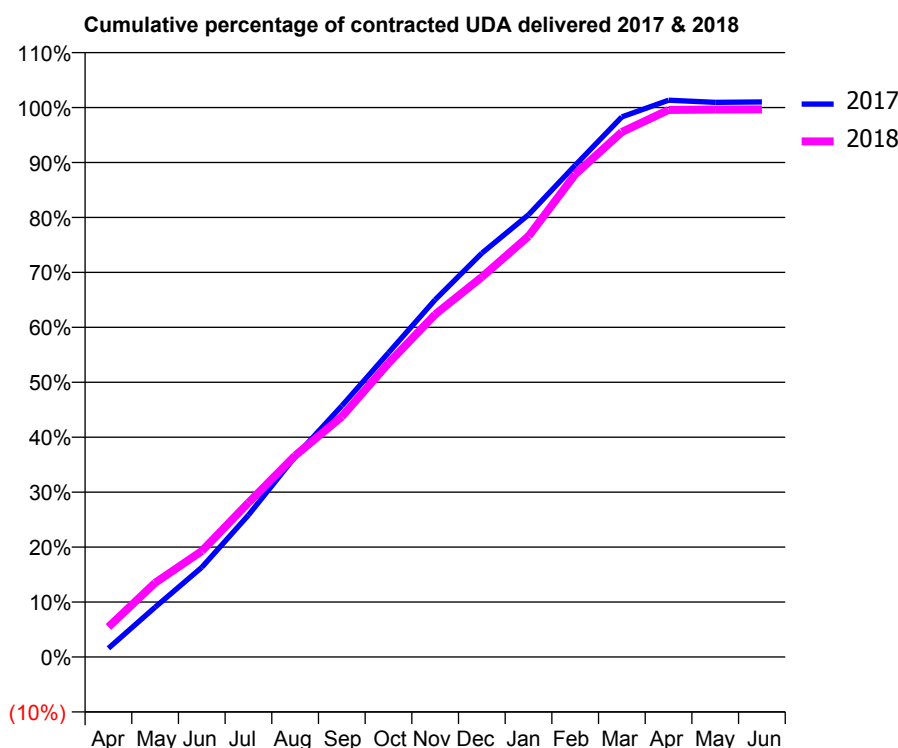
17/18 Contracted general activity (UDA)	21,684
Carry forward general activity (UDA)	-220
17/18 Contracted orthodontic activity (UOA)	0
Carry forward orthodontic activity (UOA)	0
Baseline contract value	£510,875.44

ACCESS*

Patients seen in 24 months	Total	Change since previous quarter
Quarter ending March 2017	7,321	
Quarter ending June 2017	7,197	↓
Quarter ending September 2017	7,136	→
Quarter ending December 2017	7,385	↑
Quarter ending March 2018	7,609	↑
Variance since March 2017	3.9%	↑



ACTIVITY



Month	Adjusted Scheduled Activity (UDA)	
	2017	2018
April	346	1,188
May	1,963	2,927
June	3,537	4,180
July	5,600	6,090
August	7,905	7,951
September	9,909	9,485
October	12,006	11,593
November	14,101	13,519
December	15,937	14,994
January	17,451	16,603
February	19,405	19,043
March	21,312	20,721
April	21,970	21,586
May	21,888	21,604
June	21,903	21,607

QUALITY

	Quantity	Base Number	Contract	AT	Region	England
% of FP17s for the same patient ID Re-attending within 3 months - Children	286	3,879	7.4%	11.7%	11.5%	11.9%
% of FP17s for the same patient ID Re-attending within 3 months - Adults	1,394	7,627	18.3%	16.6%	15.9%	16.0%
% of FP17s for the same patient ID Re-attending between 3 & 9 months - Children	2,561	3,879	66.0%	55.4%	60.6%	58.3%
% of FP17s for the same patient ID Re-attending between 3 & 9 months - Adults	3,698	7,627	48.5%	48.4%	51.6%	50.3%
% of FP17s for Band 1 Urgent Courses	1,275	11,568	11.0%	10.5%	9.5%	9.1%
% of FP17s Relating to Free Repair or Replacements	56	11,568	0.5%	0.6%	0.7%	0.8%
% of FP17s Relating to Continuations	135	11,568	1.2%	0.8%	1.0%	1.0%
% of Patients satisfied with the dentistry they have received	8	9	N/A	91.2%	92.0%	91.5%
% of Patients satisfied with the time they had to wait for an appointment	8	9	N/A	87.2%	88.1%	87.9%

* This is based on patients treated on this contract for their most recent course of treatment. Figures in italics indicate the base number of FP17s or Patient Questionnaire responses are less than 100. N/A is shown where the base number of responses is less than 10 during the period. % is calculated as Quantity/Base number*100

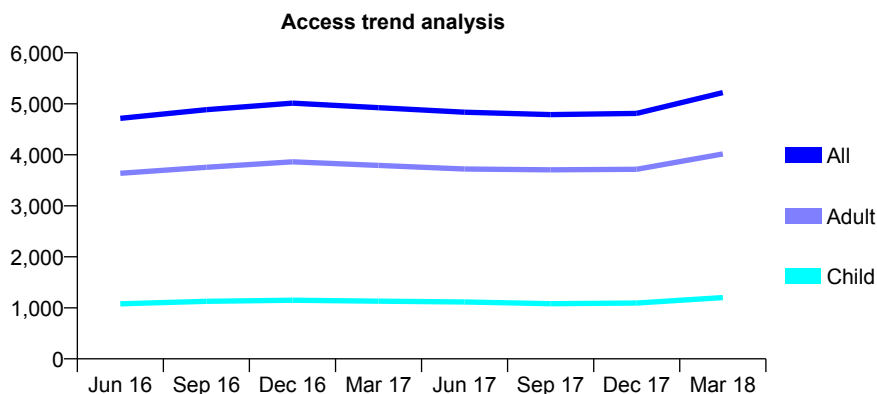
Q67 - Vital Signs At a Glance Contract Report for 280240/0001 - Year end March 2018

Name or company name	MR SA BANVIR
Contract type name	GDS Contract
Purpose of contract	General
Contract start date	01/01/2015
Contract end date	

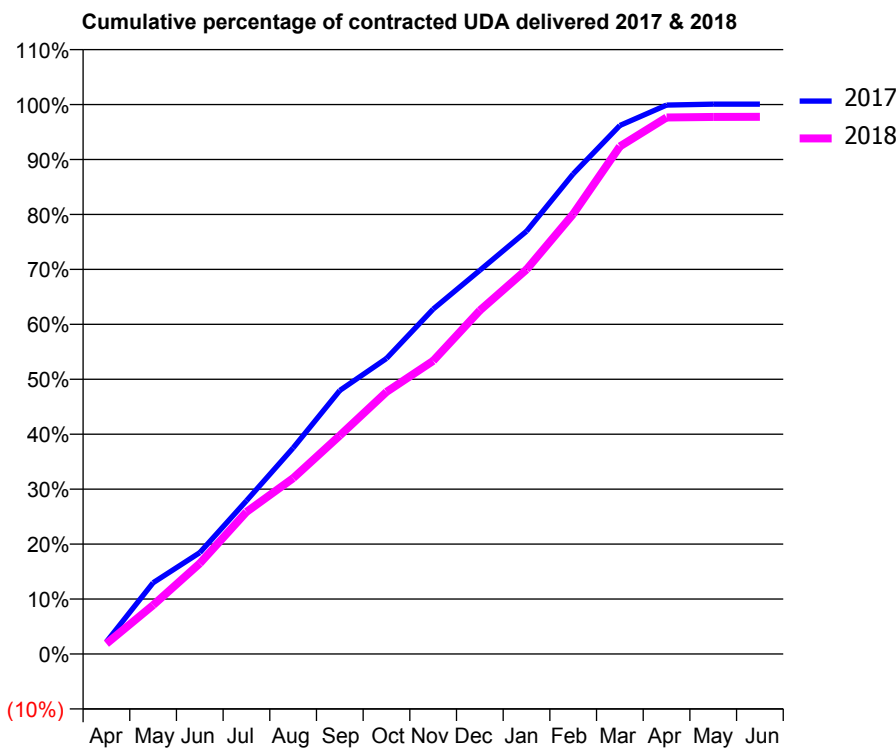
17/18 Contracted general activity (UDA)	16,057
Carry forward general activity (UDA)	-11
17/18 Contracted orthodontic activity (UOA)	0
Carry forward orthodontic activity (UOA)	0
Baseline contract value	£414,131.45

ACCESS*

Patients seen in 24 months	Total	Change since previous quarter
Quarter ending March 2017	4,924	
Quarter ending June 2017	4,836	↓
Quarter ending September 2017	4,788	→
Quarter ending December 2017	4,812	→
Quarter ending March 2018	5,219	↑
Variance since March 2017	6.0%	↑



ACTIVITY



Month	Adjusted Scheduled Activity (UDA)	
	2017	2018
April	356	302
May	2,084	1,426
June	2,964	2,649
July	4,481	4,152
August	6,022	5,136
September	7,703	6,386
October	8,636	7,657
November	10,079	8,568
December	11,211	10,038
January	12,354	11,235
February	14,030	12,858
March	15,444	14,830
April	16,039	15,677
May	16,066	15,692
June	16,067	15,697

QUALITY

	Quantity	Base Number	Contract	AT	Region	England
% of FP17s for the same patient ID Re-attending within 3 months - Children	160	1,792	8.9%	11.7%	11.5%	11.9%
% of FP17s for the same patient ID Re-attending within 3 months - Adults	1,247	6,377	19.6%	16.6%	15.9%	16.0%
% of FP17s for the same patient ID Re-attending between 3 & 9 months - Children	1,058	1,792	59.0%	55.4%	60.6%	58.3%
% of FP17s for the same patient ID Re-attending between 3 & 9 months - Adults	3,571	6,377	56.0%	48.4%	51.6%	50.3%
% of FP17s for Band 1 Urgent Courses	1,078	8,279	13.0%	10.5%	9.5%	9.1%
% of FP17s Relating to Free Repair or Replacements	73	8,279	0.9%	0.6%	0.7%	0.8%
% of FP17s Relating to Continuations	83	8,279	1.0%	0.8%	1.0%	1.0%
% of Patients satisfied with the dentistry they have received	14	14	100.0%	91.2%	92.0%	91.5%
% of Patients satisfied with the time they had to wait for an appointment	14	14	100.0%	87.2%	88.1%	87.9%

* This is based on patients treated on this contract for their most recent course of treatment. Figures in italics indicate the base number of FP17s or Patient Questionnaire responses are less than 100. N/A is shown where the base number of responses is less than 10 during the period. % is calculated as Quantity/Base number*100

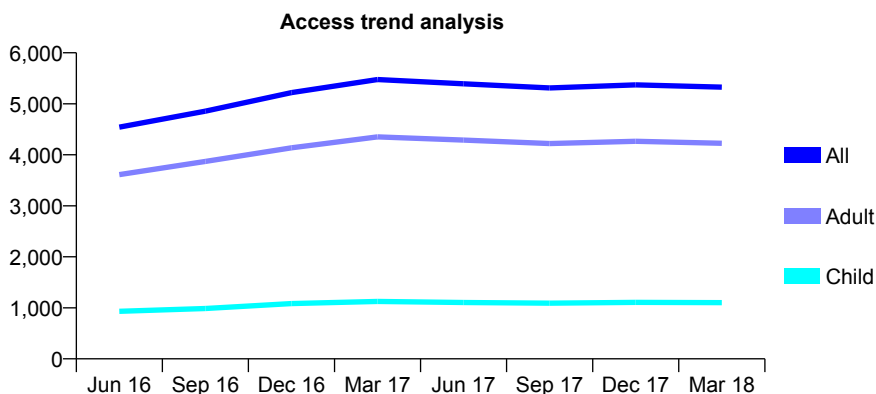
Q67 - Vital Signs At a Glance Contract Report for 281492/0001 - Year end March 2018

Name or company name	MS C TULLURI
Contract type name	GDS Contract
Purpose of contract	General
Contract start date	12/03/2015
Contract end date	

17/18 Contracted general activity (UDA)	12,653
Carry forward general activity (UDA)	199
17/18 Contracted orthodontic activity (UOA)	0
Carry forward orthodontic activity (UOA)	0
Baseline contract value	£312,897.67

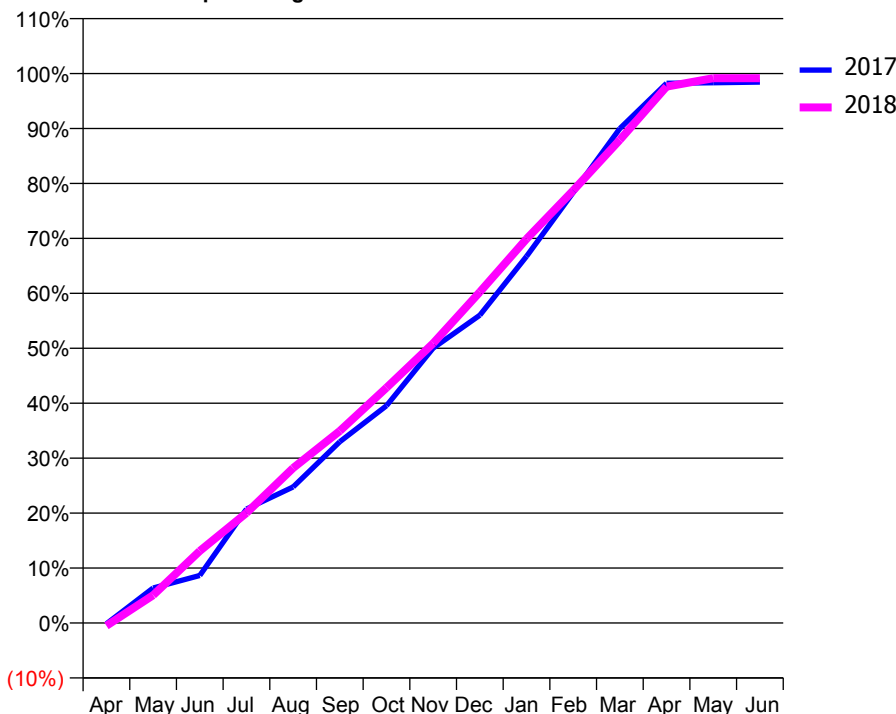
ACCESS*

Patients seen in 24 months	Total	Change since previous quarter
Quarter ending March 2017	5,476	
Quarter ending June 2017	5,393	↓
Quarter ending September 2017	5,312	↓
Quarter ending December 2017	5,371	→
Quarter ending March 2018	5,328	→
Variance since March 2017	(2.7%)	↓



ACTIVITY

Cumulative percentage of contracted UDA delivered 2017 & 2018



Month	Adjusted Scheduled Activity (UDA)	
	2017	2018
April	-19	-66
May	807	642
June	1,094	1,660
July	2,624	2,535
August	3,134	3,570
September	4,176	4,424
October	5,003	5,417
November	6,328	6,441
December	7,088	7,621
January	8,443	8,845
February	9,912	9,960
March	11,388	11,125
April	12,427	12,351
May	12,441	12,543
June	12,454	12,544

QUALITY

	Quantity	Base Number	Contract	AT	Region	England
% of FP17s for the same patient ID Re-attending within 3 months - Children	60	1,191	5.0%	11.7%	11.5%	11.9%
% of FP17s for the same patient ID Re-attending within 3 months - Adults	329	4,328	7.6%	16.6%	15.9%	16.0%
% of FP17s for the same patient ID Re-attending between 3 & 9 months - Children	325	1,191	27.3%	55.4%	60.6%	58.3%
% of FP17s for the same patient ID Re-attending between 3 & 9 months - Adults	1,260	4,328	29.1%	48.4%	51.6%	50.3%
% of FP17s for Band 1 Urgent Courses	415	5,753	7.2%	10.5%	9.5%	9.1%
% of FP17s Relating to Free Repair or Replacements	15	5,753	0.3%	0.6%	0.7%	0.8%
% of FP17s Relating to Continuations	8	5,753	0.1%	0.8%	1.0%	1.0%
% of Patients satisfied with the dentistry they have received	18	19	94.7%	91.2%	92.0%	91.5%
% of Patients satisfied with the time they had to wait for an appointment	19	19	100.0%	87.2%	88.1%	87.9%

* This is based on patients treated on this contract for their most recent course of treatment. Figures in italics indicate the base number of FP17s or Patient Questionnaire responses are less than 100. N/A is shown where the base number of responses is less than 10 during the period. % is calculated as Quantity/Base number*100

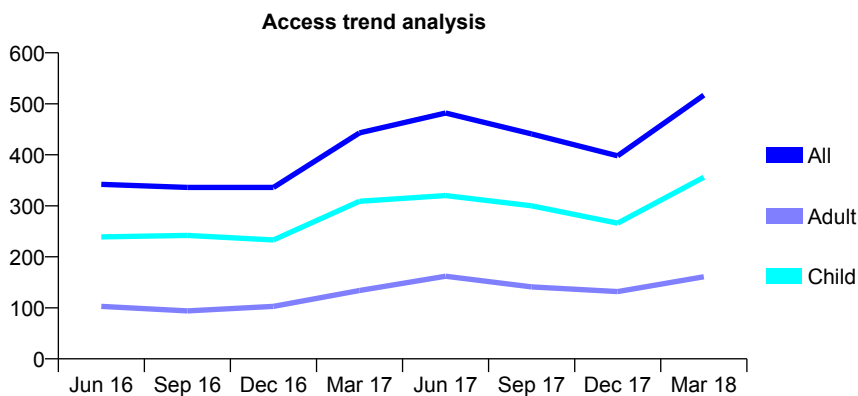
Q67 - Vital Signs At a Glance Contract Report for 300519/0002 - Year end March 2018

Name or company name	MRS C LUPIN
Contract type name	GDS Contract
Purpose of contract	General
Contract start date	27/01/2010
Contract end date	

17/18 Contracted general activity (UDA)	900
Carry forward general activity (UDA)	-18
17/18 Contracted orthodontic activity (UOA)	0
Carry forward orthodontic activity (UOA)	0
Baseline contract value	£20,777.02

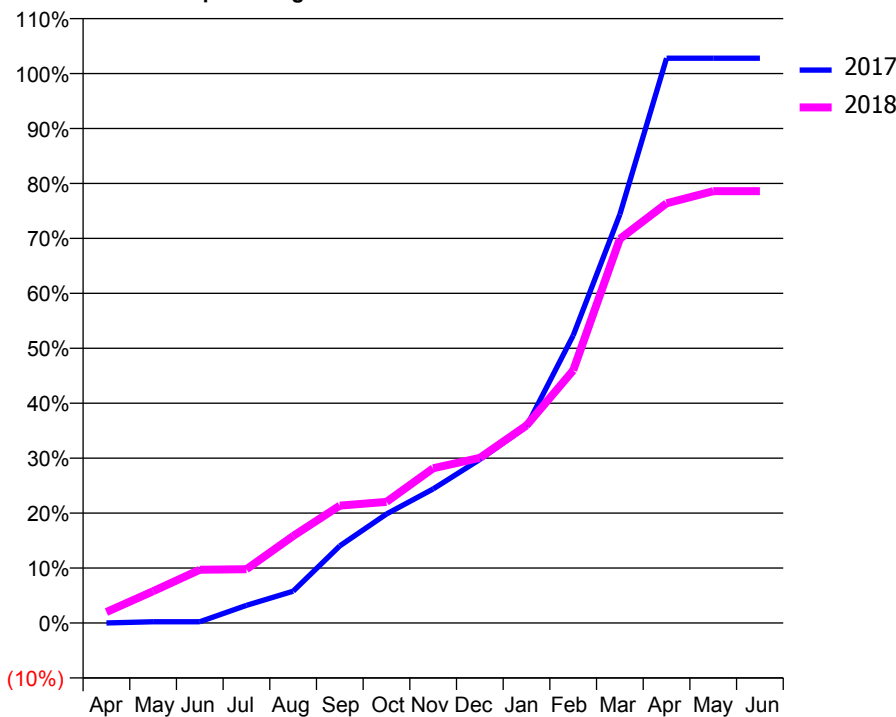
ACCESS*

Patients seen in 24 months	Total	Change since previous quarter
Quarter ending March 2017	443	
Quarter ending June 2017	482	↑
Quarter ending September 2017	441	↓
Quarter ending December 2017	398	↓
Quarter ending March 2018	517	↑
Variance since March 2017	16.7%	↑



ACTIVITY

Cumulative percentage of contracted UDA delivered 2017 & 2018



Month	Adjusted Scheduled Activity (UDA)	
	2017	2018
April	0	18
May	2	52
June	2	87
July	29	88
August	52	142
September	126	192
October	179	198
November	220	253
December	268	270
January	322	324
February	471	414
March	669	629
April	925	687
May	925	707
June	925	707

QUALITY

	Quantity	Base Number	Contract	AT	Region	England
% of FP17s for the same patient ID Re-attending within 3 months - Children	12	400	3.0%	11.7%	11.5%	11.9%
% of FP17s for the same patient ID Re-attending within 3 months - Adults	7	133	5.3%	16.6%	15.9%	16.0%
% of FP17s for the same patient ID Re-attending between 3 & 9 months - Children	126	400	31.5%	55.4%	60.6%	58.3%
% of FP17s for the same patient ID Re-attending between 3 & 9 months - Adults	28	133	21.1%	48.4%	51.6%	50.3%
% of FP17s for Band 1 Urgent Courses	7	478	1.5%	10.5%	9.5%	9.1%
% of FP17s Relating to Free Repair or Replacements	0	478	0.0%	0.6%	0.7%	0.8%
% of FP17s Relating to Continuations	0	478	0.0%	0.8%	1.0%	1.0%
% of Patients satisfied with the dentistry they have received	1	1	N/A	91.2%	92.0%	91.5%
% of Patients satisfied with the time they had to wait for an appointment	1	1	N/A	87.2%	88.1%	87.9%

* This is based on patients treated on this contract for their most recent course of treatment. Figures in italics indicate the base number of FP17s or Patient Questionnaire responses are less than 100. N/A is shown where the base number of responses is less than 10 during the period. % is calculated as Quantity/Base number*100

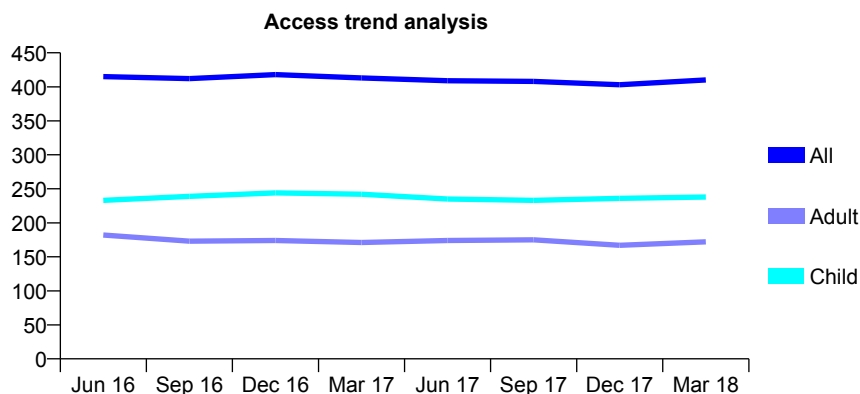
Q67 - Vital Signs At a Glance Contract Report for 308870/0001 - Year end March 2018

Name or company name	Dr H Pankhania trading as Sea Street Dent
Contract type name	GDS Contract
Purpose of contract	General
Contract start date	01/04/2006
Contract end date	

17/18 Contracted general activity (UDA)	1,400
Carry forward general activity (UDA)	-14
17/18 Contracted orthodontic activity (UOA)	0
Carry forward orthodontic activity (UOA)	0
Baseline contract value	£31,916.16

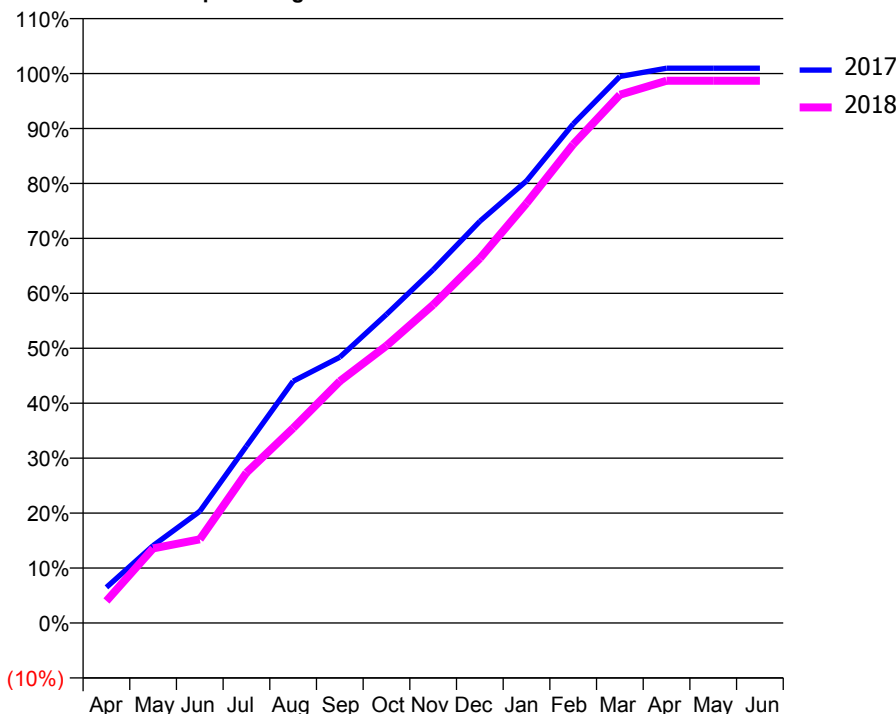
ACCESS*

Patients seen in 24 months	Total	Change since previous quarter
Quarter ending March 2017	413	
Quarter ending June 2017	409	→
Quarter ending September 2017	408	→
Quarter ending December 2017	403	↓
Quarter ending March 2018	410	→
Variance since March 2017	(0.7%)	→



ACTIVITY

Cumulative percentage of contracted UDA delivered 2017 & 2018



Adjusted Scheduled Activity (UDA)

Month	2017	2018
April	91	56
May	197	190
June	284	213
July	451	383
August	616	497
September	677	616
October	786	707
November	900	811
December	1,023	929
January	1,126	1,069
February	1,271	1,220
March	1,392	1,346
April	1,414	1,381
May	1,414	1,381
June	1,414	1,381

QUALITY

	Quantity	Base Number	Contract	AT	Region	England
% of FP17s for the same patient ID Re-attending within 3 months - Children	39	459	8.5%	11.7%	11.5%	11.9%
% of FP17s for the same patient ID Re-attending within 3 months - Adults	29	220	13.2%	16.6%	15.9%	16.0%
% of FP17s for the same patient ID Re-attending between 3 & 9 months - Children	352	459	76.7%	55.4%	60.6%	58.3%
% of FP17s for the same patient ID Re-attending between 3 & 9 months - Adults	148	220	67.3%	48.4%	51.6%	50.3%
% of FP17s for Band 1 Urgent Courses	22	693	3.2%	10.5%	9.5%	9.1%
% of FP17s Relating to Free Repair or Replacements	0	693	0.0%	0.6%	0.7%	0.8%
% of FP17s Relating to Continuations	2	693	0.3%	0.8%	1.0%	1.0%
% of Patients satisfied with the dentistry they have received	0	1	N/A	91.2%	92.0%	91.5%
% of Patients satisfied with the time they had to wait for an appointment	1	1	N/A	87.2%	88.1%	87.9%

* This is based on patients treated on this contract for their most recent course of treatment. Figures in italics indicate the base number of FP17s or Patient Questionnaire responses are less than 100. N/A is shown where the base number of responses is less than 10 during the period. % is calculated as Quantity/Base number*100

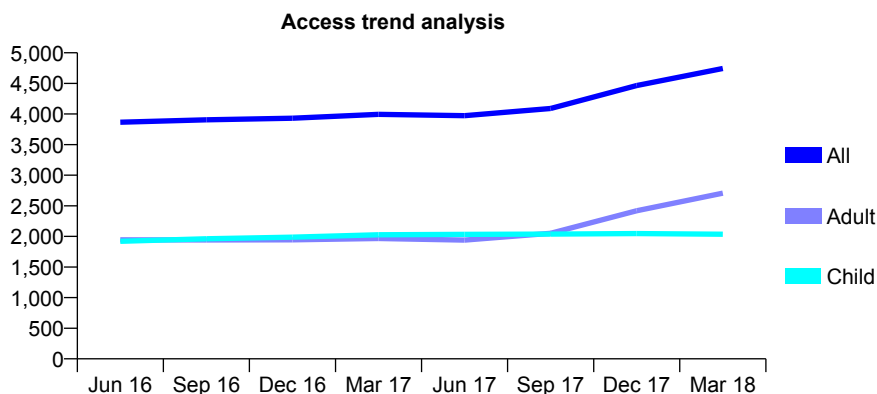
Q67 - Vital Signs At a Glance Contract Report for 317764/0004 - Year end March 2018

Name or company name	Ashley Lupin & Associates Ltd
Contract type name	GDS Contract
Purpose of contract	General
Contract start date	29/03/2010
Contract end date	

17/18 Contracted general activity (UDA)	16,144
Carry forward general activity (UDA)	491
17/18 Contracted orthodontic activity (UOA)	0
Carry forward orthodontic activity (UOA)	0
Baseline contract value	£403,614.19

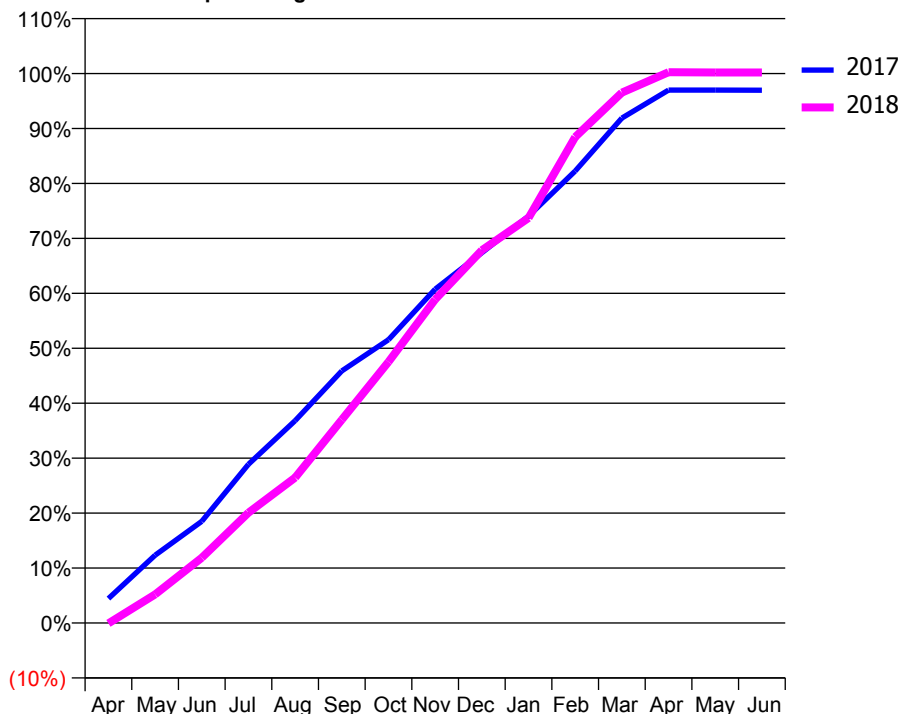
ACCESS*

Patients seen in 24 months	Total	Change since previous quarter
Quarter ending March 2017	3,994	
Quarter ending June 2017	3,972	→
Quarter ending September 2017	4,090	↑
Quarter ending December 2017	4,465	↑
Quarter ending March 2018	4,744	↑
Variance since March 2017	18.8%	↑



ACTIVITY

Cumulative percentage of contracted UDA delivered 2017 & 2018



Month	2017	2018
April	720	-14
May	1,991	838
June	2,989	1,919
July	4,663	3,243
August	5,944	4,274
September	7,408	5,973
October	8,321	7,672
November	9,809	9,506
December	10,877	10,950
January	11,953	11,901
February	13,278	14,278
March	14,833	15,583
April	15,657	16,180
May	15,655	16,173
June	15,652	16,173

QUALITY

	Quantity	Base Number	Contract	AT	Region	England
% of FP17s for the same patient ID Re-attending within 3 months - Children	268	2,642	10.1%	11.7%	11.5%	11.9%
% of FP17s for the same patient ID Re-attending within 3 months - Adults	730	3,262	22.4%	16.6%	15.9%	16.0%
% of FP17s for the same patient ID Re-attending between 3 & 9 months - Children	1,274	2,642	48.2%	55.4%	60.6%	58.3%
% of FP17s for the same patient ID Re-attending between 3 & 9 months - Adults	855	3,262	26.2%	48.4%	51.6%	50.3%
% of FP17s for Band 1 Urgent Courses	641	5,881	10.9%	10.5%	9.5%	9.1%
% of FP17s Relating to Free Repair or Replacements	2	5,881	0.0%	0.6%	0.7%	0.8%
% of FP17s Relating to Continuations	94	5,881	1.6%	0.8%	1.0%	1.0%
% of Patients satisfied with the dentistry they have received	4	5	N/A	91.2%	92.0%	91.5%
% of Patients satisfied with the time they had to wait for an appointment	5	5	N/A	87.2%	88.1%	87.9%

* This is based on patients treated on this contract for their most recent course of treatment. Figures in italics indicate the base number of FP17s or Patient Questionnaire responses are less than 100. N/A is shown where the base number of responses is less than 10 during the period. % is calculated as Quantity/Base number*100

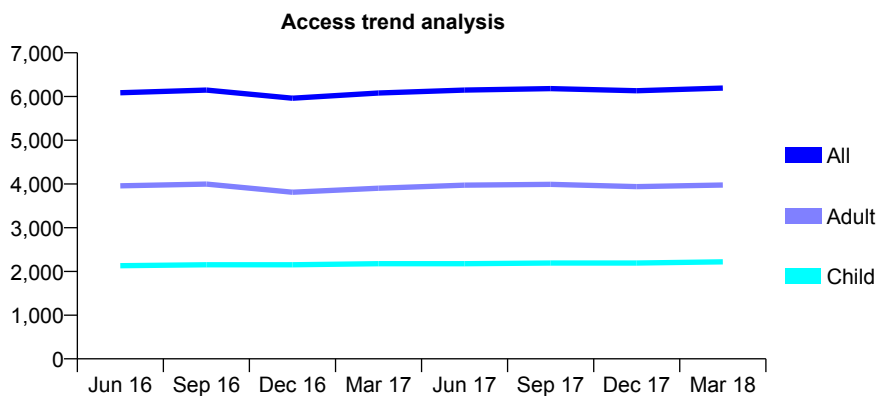
Q67 - Vital Signs At a Glance Contract Report for 318892/0002 - Year end March 2018

Name or company name	MR DP BUSH
Contract type name	GDS Contract
Purpose of contract	General
Contract start date	01/11/2012
Contract end date	

17/18 Contracted general activity (UDA)	14,293
Carry forward general activity (UDA)	0
17/18 Contracted orthodontic activity (UOA)	0
Carry forward orthodontic activity (UOA)	0
Baseline contract value	£353,453.46

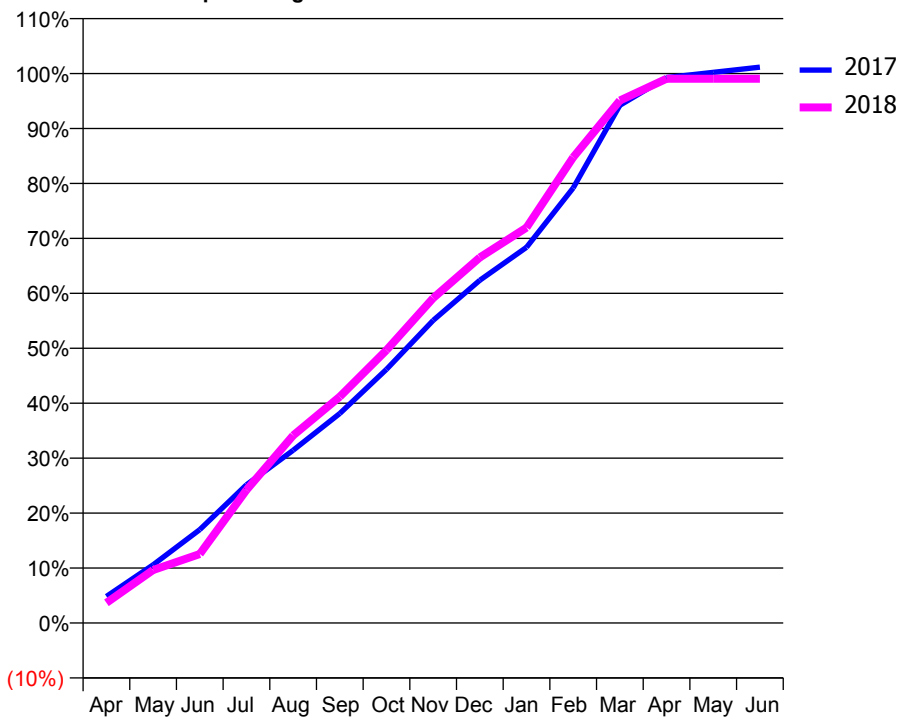
ACCESS*

Patients seen in 24 months	Total	Change since previous quarter
Quarter ending March 2017	6,080	
Quarter ending June 2017	6,147	→
Quarter ending September 2017	6,181	→
Quarter ending December 2017	6,131	→
Quarter ending March 2018	6,193	→
Variance since March 2017	1.9%	→



ACTIVITY

Cumulative percentage of contracted UDA delivered 2017 & 2018



Month	Adjusted Scheduled Activity (UDA)	
	2017	2018
April	743	524
May	1,620	1,380
June	2,602	1,794
July	3,851	3,458
August	4,813	4,879
September	5,840	5,889
October	7,070	7,099
November	8,431	8,450
December	9,550	9,508
January	10,468	10,285
February	12,121	12,114
March	14,427	13,593
April	15,200	14,155
May	15,345	14,155
June	15,489	14,155

QUALITY

	Quantity	Base Number	Contract	AT	Region	England
% of FP17s for the same patient ID Re-attending within 3 months - Children	211	3,321	6.4%	11.7%	11.5%	11.9%
% of FP17s for the same patient ID Re-attending within 3 months - Adults	584	4,905	11.9%	16.6%	15.9%	16.0%
% of FP17s for the same patient ID Re-attending between 3 & 9 months - Children	2,037	3,321	61.3%	55.4%	60.6%	58.3%
% of FP17s for the same patient ID Re-attending between 3 & 9 months - Adults	2,331	4,905	47.5%	48.4%	51.6%	50.3%
% of FP17s for Band 1 Urgent Courses	676	8,054	8.4%	10.5%	9.5%	9.1%
% of FP17s Relating to Free Repair or Replacements	16	8,054	0.2%	0.6%	0.7%	0.8%
% of FP17s Relating to Continuations	28	8,054	0.3%	0.8%	1.0%	1.0%
% of Patients satisfied with the dentistry they have received	16	17	94.1%	91.2%	92.0%	91.5%
% of Patients satisfied with the time they had to wait for an appointment	15	17	88.2%	87.2%	88.1%	87.9%

* This is based on patients treated on this contract for their most recent course of treatment. Figures in italics indicate the base number of FP17s or Patient Questionnaire responses are less than 100. N/A is shown where the base number of responses is less than 10 during the period. % is calculated as Quantity/Base number*100

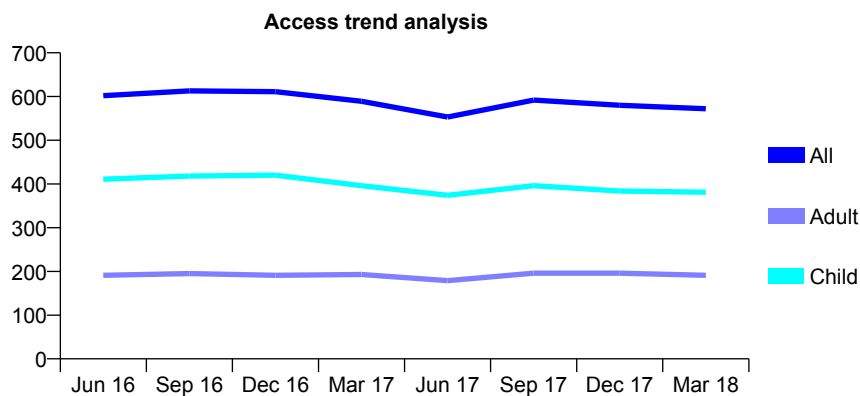
Q67 - Vital Signs At a Glance Contract Report for 319406/0001 - Year end March 2018

Name or company name	MR DG CASEY
Contract type name	GDS Contract
Purpose of contract	General
Contract start date	01/04/2006
Contract end date	

17/18 Contracted general activity (UDA)	1,400
Carry forward general activity (UDA)	0
17/18 Contracted orthodontic activity (UOA)	0
Carry forward orthodontic activity (UOA)	0
Baseline contract value	£34,620.78

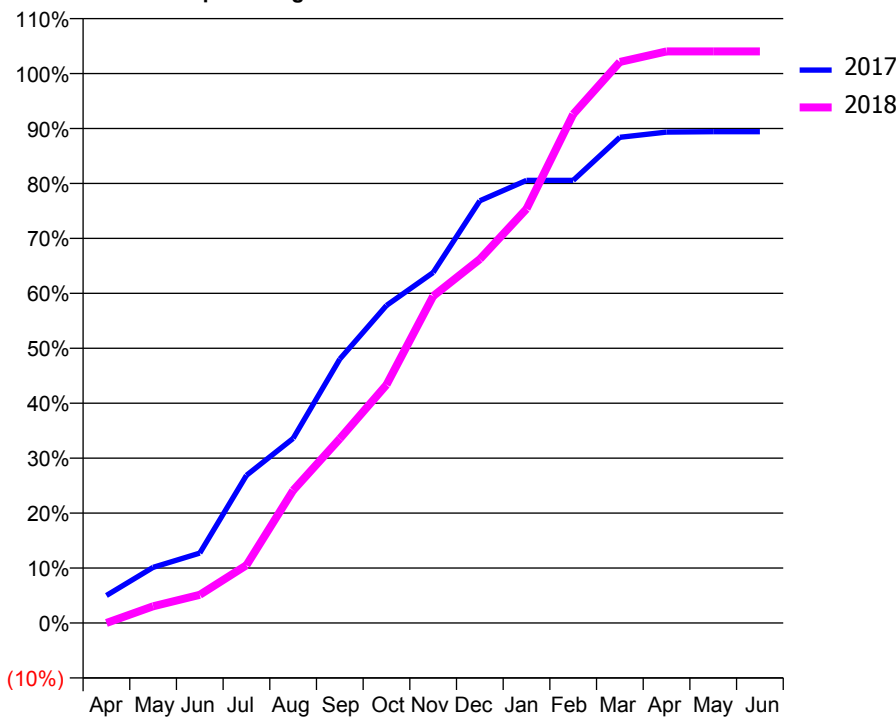
ACCESS*

Patients seen in 24 months	Total	Change since previous quarter
Quarter ending March 2017	589	
Quarter ending June 2017	553	↓
Quarter ending September 2017	592	↑
Quarter ending December 2017	580	↓
Quarter ending March 2018	572	↓
Variance since March 2017	(2.9%)	↓



ACTIVITY

Cumulative percentage of contracted UDA delivered 2017 & 2018



Month	Adjusted Scheduled Activity (UDA)	
	2017	2018
April	70	0
May	142	43
June	178	72
July	376	147
August	470	338
September	673	470
October	809	607
November	893	833
December	1,076	927
January	1,128	1,055
February	1,128	1,296
March	1,238	1,430
April	1,251	1,456
May	1,252	1,456
June	1,252	1,456

QUALITY

	Quantity	Base Number	Contract	AT	Region	England
% of FP17s for the same patient ID Re-attending within 3 months - Children	32	637	5.0%	11.7%	11.5%	11.9%
% of FP17s for the same patient ID Re-attending within 3 months - Adults	54	273	19.8%	16.6%	15.9%	16.0%
% of FP17s for the same patient ID Re-attending between 3 & 9 months - Children	354	637	55.6%	55.4%	60.6%	58.3%
% of FP17s for the same patient ID Re-attending between 3 & 9 months - Adults	120	273	44.0%	48.4%	51.6%	50.3%
% of FP17s for Band 1 Urgent Courses	21	792	2.7%	10.5%	9.5%	9.1%
% of FP17s Relating to Free Repair or Replacements	0	792	0.0%	0.6%	0.7%	0.8%
% of FP17s Relating to Continuations	2	792	0.3%	0.8%	1.0%	1.0%
% of Patients satisfied with the dentistry they have received	1	1	N/A	91.2%	92.0%	91.5%
% of Patients satisfied with the time they had to wait for an appointment	1	1	N/A	87.2%	88.1%	87.9%

* This is based on patients treated on this contract for their most recent course of treatment. Figures in italics indicate the base number of FP17s or Patient Questionnaire responses are less than 100. N/A is shown where the base number of responses is less than 10 during the period. % is calculated as Quantity/Base number*100

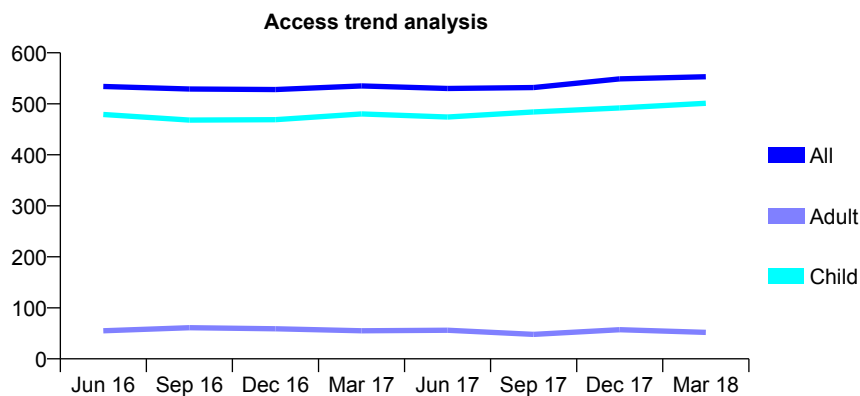
Q67 - Vital Signs At a Glance Contract Report for 319821/0001 - Year end March 2018

Name or company name	MR PJ DENING
Contract type name	GDS Contract
Purpose of contract	General
Contract start date	01/04/2006
Contract end date	

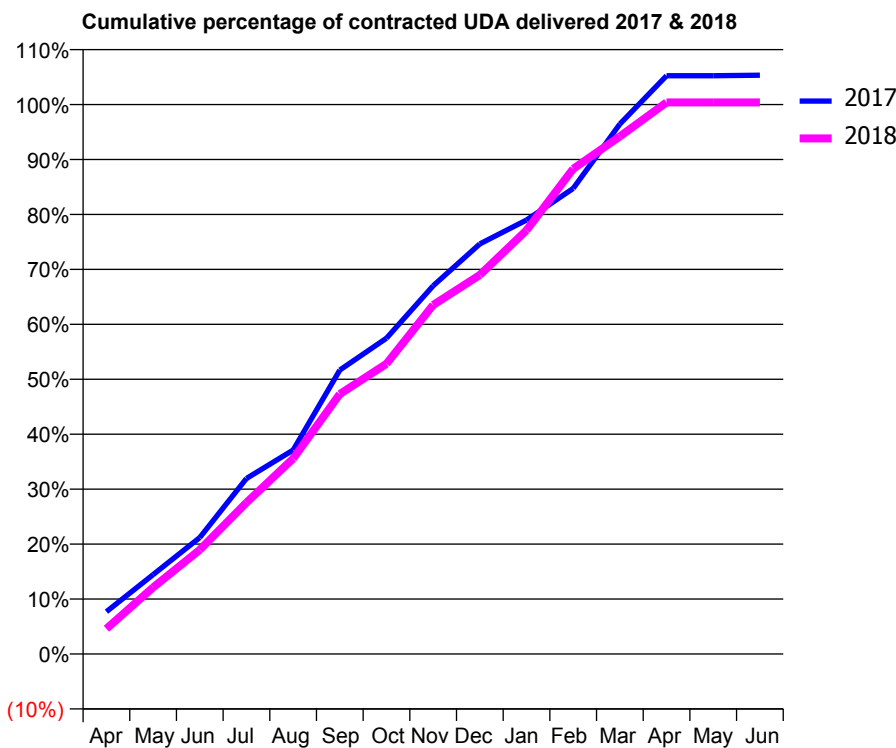
17/18 Contracted general activity (UDA)	1,042
Carry forward general activity (UDA)	-21
17/18 Contracted orthodontic activity (UOA)	0
Carry forward orthodontic activity (UOA)	0
Baseline contract value	£23,418.38

ACCESS*

Patients seen in 24 months	Total	Change since previous quarter
Quarter ending March 2017	535	
Quarter ending June 2017	530	→
Quarter ending September 2017	532	→
Quarter ending December 2017	549	↑
Quarter ending March 2018	553	→
Variance since March 2017	3.4%	↑



ACTIVITY



Month	Adjusted Scheduled Activity (UDA)	
	2017	2018
April	80	48
May	151	126
June	221	198
July	333	287
August	387	371
September	538	493
October	599	550
November	698	662
December	778	719
January	823	803
February	883	920
March	1,005	981
April	1,097	1,046
May	1,097	1,046
June	1,098	1,046

QUALITY

	Quantity	Base Number	Contract	AT	Region	England
% of FP17s for the same patient ID Re-attending within 3 months - Children	55	832	6.6%	11.7%	11.5%	11.9%
% of FP17s for the same patient ID Re-attending within 3 months - Adults	0	0	N/A	16.6%	15.9%	16.0%
% of FP17s for the same patient ID Re-attending between 3 & 9 months - Children	569	832	68.4%	55.4%	60.6%	58.3%
% of FP17s for the same patient ID Re-attending between 3 & 9 months - Adults	0	0	N/A	48.4%	51.6%	50.3%
% of FP17s for Band 1 Urgent Courses	25	805	3.1%	10.5%	9.5%	9.1%
% of FP17s Relating to Free Repair or Replacements	0	805	0.0%	0.6%	0.7%	0.8%
% of FP17s Relating to Continuations	0	805	0.0%	0.8%	1.0%	1.0%
% of Patients satisfied with the dentistry they have received	0	0	N/A	91.2%	92.0%	91.5%
% of Patients satisfied with the time they had to wait for an appointment	0	0	N/A	87.2%	88.1%	87.9%

* This is based on patients treated on this contract for their most recent course of treatment. Figures in italics indicate the base number of FP17s or Patient Questionnaire responses are less than 100. N/A is shown where the base number of responses is less than 10 during the period. % is calculated as Quantity/Base number*100

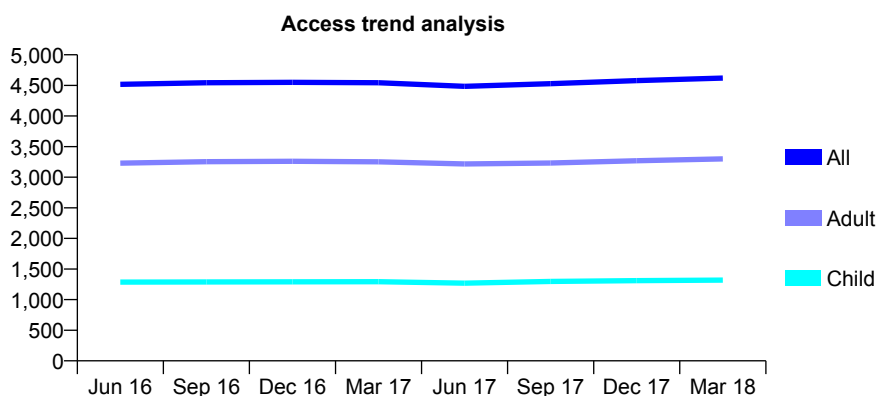
Q67 - Vital Signs At a Glance Contract Report for 320625/0001 - Year end March 2018

Name or company name	Lenham Dental Surgery
Contract type name	GDS Contract
Purpose of contract	General
Contract start date	01/04/2006
Contract end date	

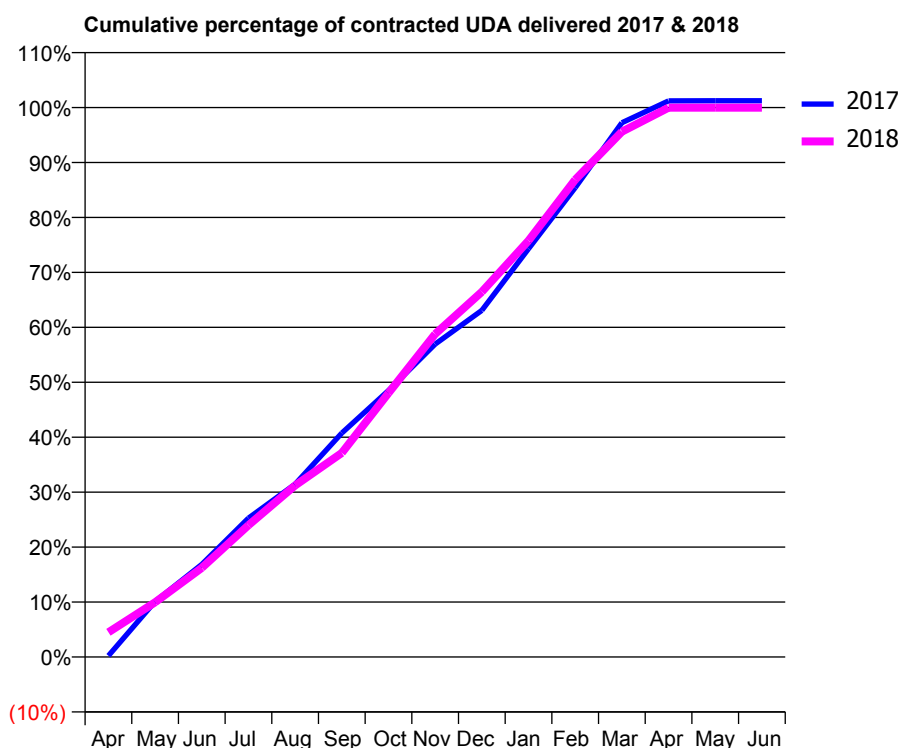
17/18 Contracted general activity (UDA)	16,502
Carry forward general activity (UDA)	-208
17/18 Contracted orthodontic activity (UOA)	0
Carry forward orthodontic activity (UOA)	0
Baseline contract value	£408,079.60

ACCESS*

Patients seen in 24 months	Total	Change since previous quarter
Quarter ending March 2017	4,544	
Quarter ending June 2017	4,484	↓
Quarter ending September 2017	4,529	→
Quarter ending December 2017	4,579	→
Quarter ending March 2018	4,620	→
Variance since March 2017	1.7%	→



ACTIVITY



Month	Adjusted Scheduled Activity (UDA)	
	2017	2018
April	38	741
May	1,706	1,645
June	2,847	2,677
July	4,273	3,957
August	5,317	5,153
September	6,890	6,128
October	8,196	7,926
November	9,626	9,700
December	10,664	10,967
January	12,556	12,503
February	14,434	14,333
March	16,435	15,775
April	17,107	16,497
May	17,110	16,497
June	17,110	16,497

QUALITY

	Quantity	Base Number	Contract	AT	Region	England
% of FP17s for the same patient ID Re-attending within 3 months - Children	130	2,131	6.1%	11.7%	11.5%	11.9%
% of FP17s for the same patient ID Re-attending within 3 months - Adults	905	5,378	16.8%	16.6%	15.9%	16.0%
% of FP17s for the same patient ID Re-attending between 3 & 9 months - Children	1,308	2,131	61.4%	55.4%	60.6%	58.3%
% of FP17s for the same patient ID Re-attending between 3 & 9 months - Adults	3,194	5,378	59.4%	48.4%	51.6%	50.3%
% of FP17s for Band 1 Urgent Courses	715	7,492	9.5%	10.5%	9.5%	9.1%
% of FP17s Relating to Free Repair or Replacements	145	7,492	1.9%	0.6%	0.7%	0.8%
% of FP17s Relating to Continuations	59	7,492	0.8%	0.8%	1.0%	1.0%
% of Patients satisfied with the dentistry they have received	19	20	95.0%	91.2%	92.0%	91.5%
% of Patients satisfied with the time they had to wait for an appointment	18	20	90.0%	87.2%	88.1%	87.9%

* This is based on patients treated on this contract for their most recent course of treatment. Figures in italics indicate the base number of FP17s or Patient Questionnaire responses are less than 100. N/A is shown where the base number of responses is less than 10 during the period. % is calculated as Quantity/Base number*100

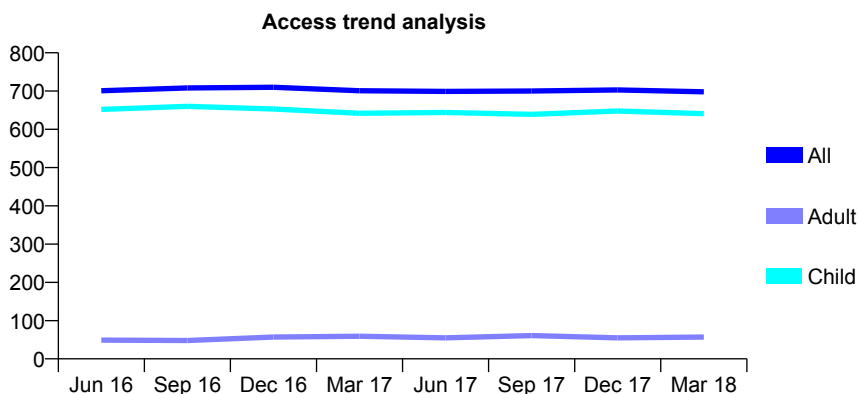
Q67 - Vital Signs At a Glance Contract Report for 330493/0001 - Year end March 2018

Name or company name	MR CF GUNTER
Contract type name	GDS Contract
Purpose of contract	General
Contract start date	01/04/2006
Contract end date	

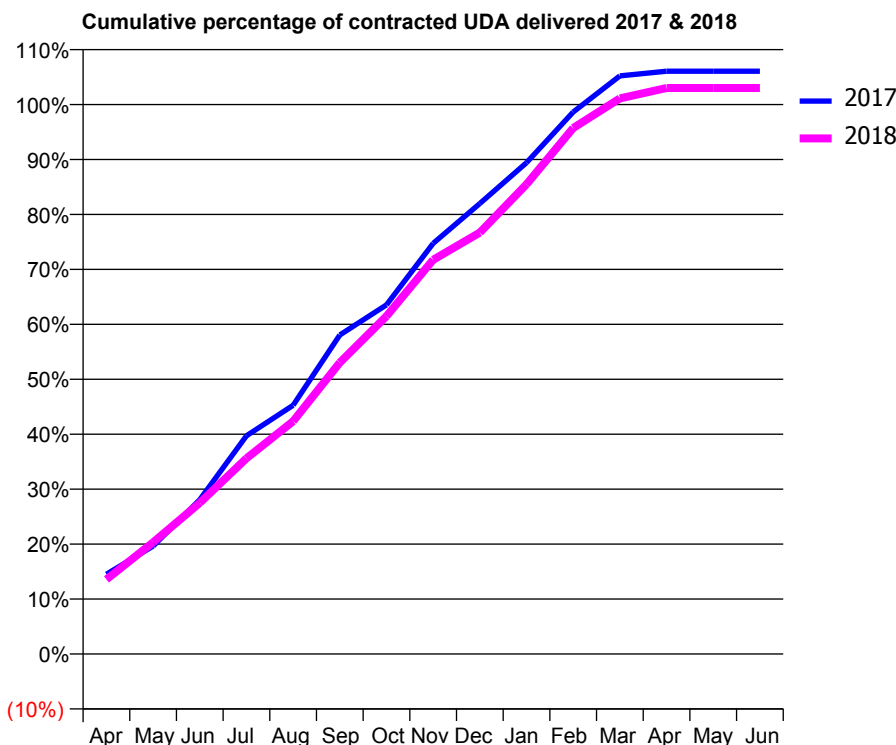
17/18 Contracted general activity (UDA)	1,171
Carry forward general activity (UDA)	-24
17/18 Contracted orthodontic activity (UOA)	0
Carry forward orthodontic activity (UOA)	0
Baseline contract value	£28,957.82

ACCESS*

Patients seen in 24 months	Total	Change since previous quarter
Quarter ending March 2017	701	
Quarter ending June 2017	699	→
Quarter ending September 2017	700	→
Quarter ending December 2017	703	→
Quarter ending March 2018	698	→
Variance since March 2017	(0.4%)	→



ACTIVITY



Month	Adjusted Scheduled Activity (UDA)	
	2017	2018
April	170	159
May	230	238
June	329	322
July	465	417
August	530	496
September	680	621
October	744	720
November	875	840
December	960	898
January	1,047	1,001
February	1,155	1,121
March	1,232	1,184
April	1,242	1,206
May	1,242	1,206
June	1,242	1,206

QUALITY

	Quantity	Base Number	Contract	AT	Region	England
% of FP17s for the same patient ID Re-attending within 3 months - Children	25	1,014	2.5%	11.7%	11.5%	11.9%
% of FP17s for the same patient ID Re-attending within 3 months - Adults	0	0	N/A	16.6%	15.9%	16.0%
% of FP17s for the same patient ID Re-attending between 3 & 9 months - Children	706	1,014	69.6%	55.4%	60.6%	58.3%
% of FP17s for the same patient ID Re-attending between 3 & 9 months - Adults	0	0	N/A	48.4%	51.6%	50.3%
% of FP17s for Band 1 Urgent Courses	0	1,018	0.0%	10.5%	9.5%	9.1%
% of FP17s Relating to Free Repair or Replacements	0	1,018	0.0%	0.6%	0.7%	0.8%
% of FP17s Relating to Continuations	0	1,018	0.0%	0.8%	1.0%	1.0%
% of Patients satisfied with the dentistry they have received	0	0	N/A	91.2%	92.0%	91.5%
% of Patients satisfied with the time they had to wait for an appointment	0	0	N/A	87.2%	88.1%	87.9%

* This is based on patients treated on this contract for their most recent course of treatment. Figures in italics indicate the base number of FP17s or Patient Questionnaire responses are less than 100. N/A is shown where the base number of responses is less than 10 during the period. % is calculated as Quantity/Base number*100

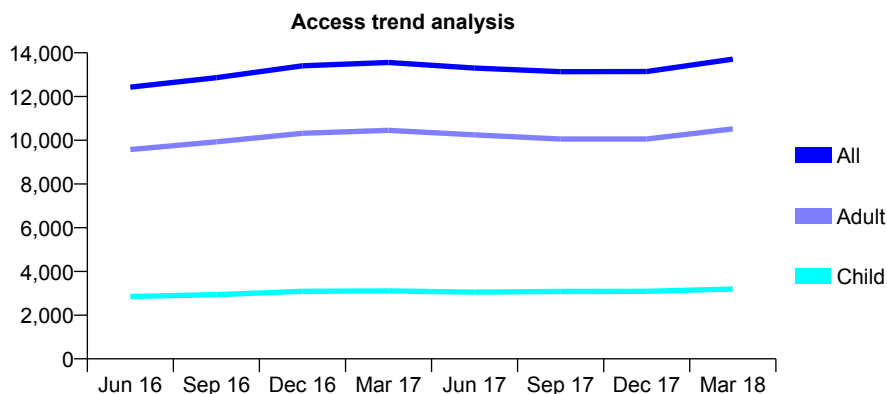
Q67 - Vital Signs At a Glance Contract Report for 330736/0018 - Year end March 2018

Name or company name	MR N PATEL
Contract type name	GDS Contract
Purpose of contract	General and Orthodontic
Contract start date	01/01/2015
Contract end date	

17/18 Contracted general activity (UDA)	38,100
Carry forward general activity (UDA)	111
17/18 Contracted orthodontic activity (UOA)	1,275
Carry forward orthodontic activity (UOA)	0
Baseline contract value	£997,860.21

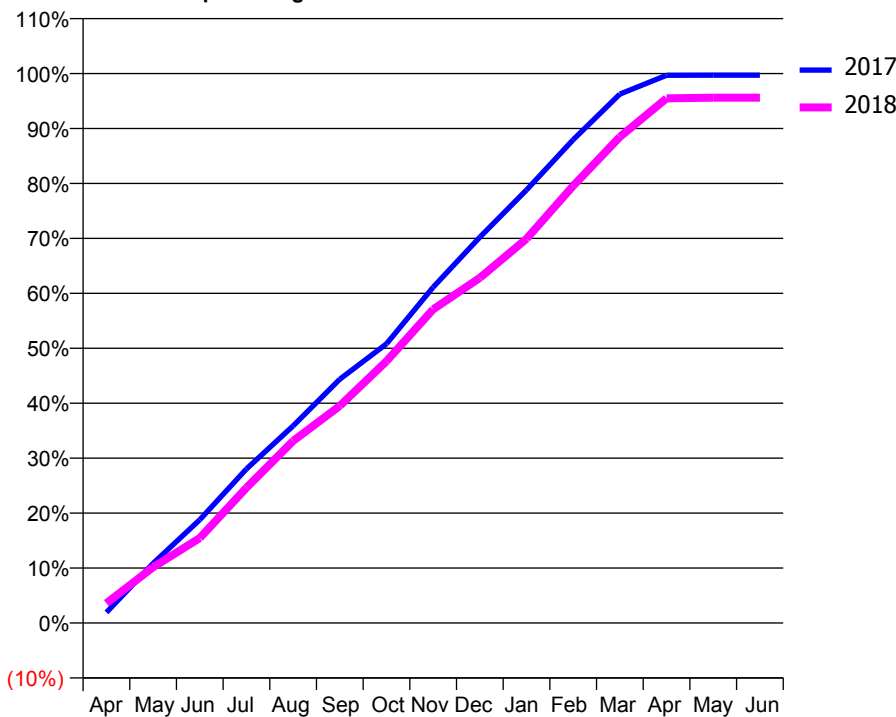
ACCESS*

Patients seen in 24 months	Total	Change since previous quarter
Quarter ending March 2017	13,559	
Quarter ending June 2017	13,299	↓
Quarter ending September 2017	13,135	↓
Quarter ending December 2017	13,143	→
Quarter ending March 2018	13,711	↑
Variance since March 2017	1.1%	→



ACTIVITY

Cumulative percentage of contracted UDA delivered 2017 & 2018



Adjusted Scheduled Activity (UDA)

Month	2017	2018
April	731	1,377
May	4,134	3,868
June	7,164	5,896
July	10,684	9,377
August	13,668	12,622
September	16,905	15,052
October	19,356	18,149
November	23,288	21,752
December	26,754	23,935
January	30,025	26,639
February	33,507	30,317
March	36,673	33,709
April	37,980	36,373
May	37,986	36,426
June	37,989	36,425

QUALITY

	Quantity	Base Number	Contract	AT	Region	England
% of FP17s for the same patient ID Re-attending within 3 months - Children	397	5,047	7.9%	11.7%	11.5%	11.9%
% of FP17s for the same patient ID Re-attending within 3 months - Adults	1,846	15,288	12.1%	16.6%	15.9%	16.0%
% of FP17s for the same patient ID Re-attending between 3 & 9 months - Children	3,331	5,047	66.0%	55.4%	60.6%	58.3%
% of FP17s for the same patient ID Re-attending between 3 & 9 months - Adults	10,016	15,288	65.5%	48.4%	51.6%	50.3%
% of FP17s for Band 1 Urgent Courses	1,589	20,418	7.8%	10.5%	9.5%	9.1%
% of FP17s Relating to Free Repair or Replacements	85	20,418	0.4%	0.6%	0.7%	0.8%
% of FP17s Relating to Continuations	37	20,418	0.2%	0.8%	1.0%	1.0%
% of Patients satisfied with the dentistry they have received	17	20	85.0%	91.2%	92.0%	91.5%
% of Patients satisfied with the time they had to wait for an appointment	19	20	95.0%	87.2%	88.1%	87.9%

* This is based on patients treated on this contract for their most recent course of treatment. Figures in italics indicate the base number of FP17s or Patient Questionnaire responses are less than 100. N/A is shown where the base number of responses is less than 10 during the period. % is calculated as Quantity/Base number*100

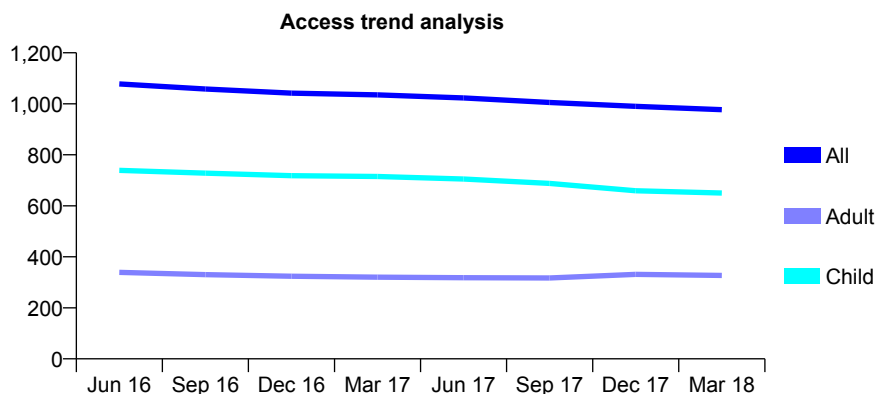
Q67 - Vital Signs At a Glance Contract Report for 331538/0001 - Year end March 2018

Name or company name	MR SJ PATIENT
Contract type name	GDS Contract
Purpose of contract	General
Contract start date	01/04/2006
Contract end date	

17/18 Contracted general activity (UDA)	1,842
Carry forward general activity (UDA)	-23
17/18 Contracted orthodontic activity (UOA)	0
Carry forward orthodontic activity (UOA)	0
Baseline contract value	£46,896.39

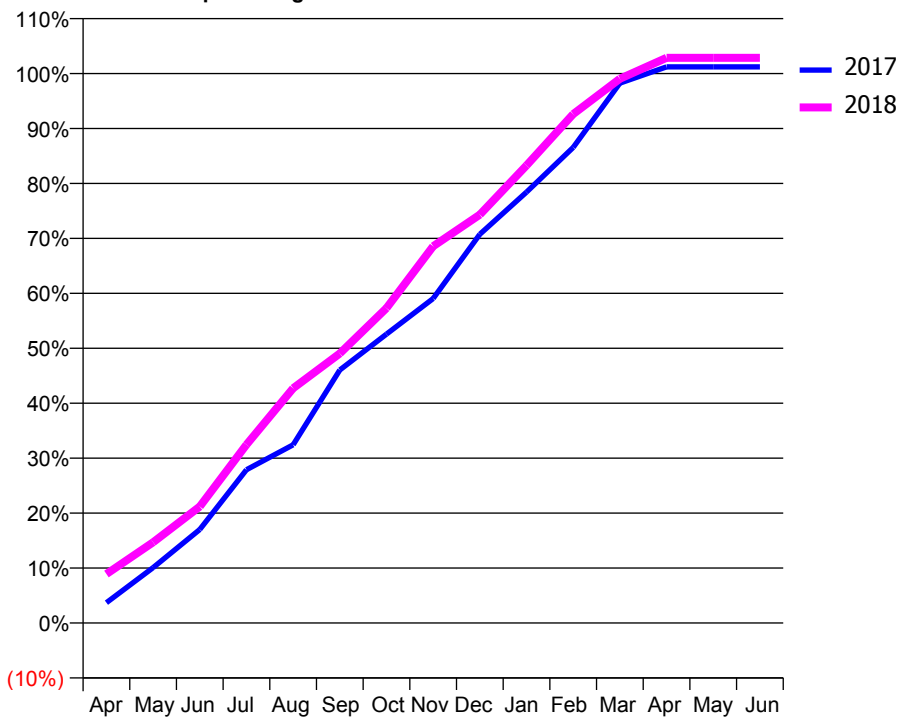
ACCESS*

Patients seen in 24 months	Total	Change since previous quarter
Quarter ending March 2017	1,035	
Quarter ending June 2017	1,023	↓
Quarter ending September 2017	1,005	↓
Quarter ending December 2017	990	↓
Quarter ending March 2018	977	↓
Variance since March 2017	(5.6%)	↓



ACTIVITY

Cumulative percentage of contracted UDA delivered 2017 & 2018



Month	Adjusted Scheduled Activity (UDA)	
	2017	2018
April	68	164
May	186	271
June	314	390
July	514	598
August	597	787
September	848	903
October	968	1,056
November	1,088	1,263
December	1,303	1,369
January	1,445	1,534
February	1,594	1,706
March	1,810	1,824
April	1,864	1,894
May	1,864	1,894
June	1,864	1,894

QUALITY

	Quantity	Base Number	Contract	AT	Region	England
% of FP17s for the same patient ID Re-attending within 3 months - Children	41	950	4.3%	11.7%	11.5%	11.9%
% of FP17s for the same patient ID Re-attending within 3 months - Adults	15	248	6.0%	16.6%	15.9%	16.0%
% of FP17s for the same patient ID Re-attending between 3 & 9 months - Children	546	950	57.5%	55.4%	60.6%	58.3%
% of FP17s for the same patient ID Re-attending between 3 & 9 months - Adults	100	248	40.3%	48.4%	51.6%	50.3%
% of FP17s for Band 1 Urgent Courses	42	1,198	3.5%	10.5%	9.5%	9.1%
% of FP17s Relating to Free Repair or Replacements	0	1,198	0.0%	0.6%	0.7%	0.8%
% of FP17s Relating to Continuations	0	1,198	0.0%	0.8%	1.0%	1.0%
% of Patients satisfied with the dentistry they have received	2	2	N/A	91.2%	92.0%	91.5%
% of Patients satisfied with the time they had to wait for an appointment	2	2	N/A	87.2%	88.1%	87.9%

* This is based on patients treated on this contract for their most recent course of treatment. Figures in italics indicate the base number of FP17s or Patient Questionnaire responses are less than 100. N/A is shown where the base number of responses is less than 10 during the period. % is calculated as Quantity/Base number*100

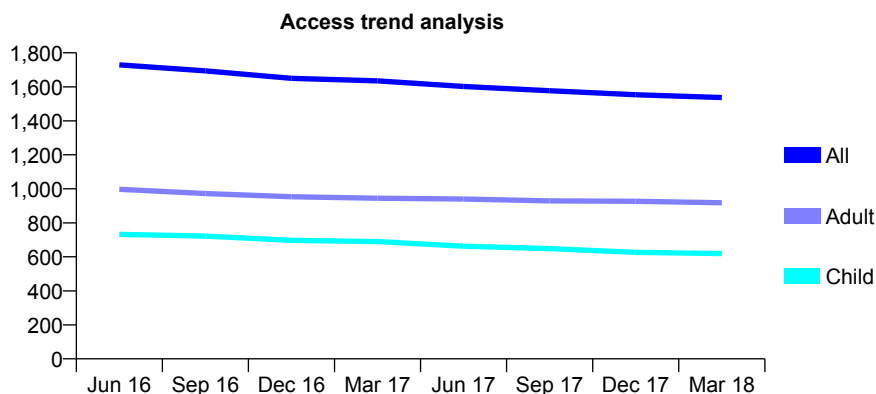
Q67 - Vital Signs At a Glance Contract Report for 332623/0001 - Year end March 2018

Name or company name	MR RE BANKS
Contract type name	GDS Contract
Purpose of contract	General
Contract start date	01/04/2006
Contract end date	

17/18 Contracted general activity (UDA)	4,000
Carry forward general activity (UDA)	-77
17/18 Contracted orthodontic activity (UOA)	0
Carry forward orthodontic activity (UOA)	0
Baseline contract value	£98,046.93

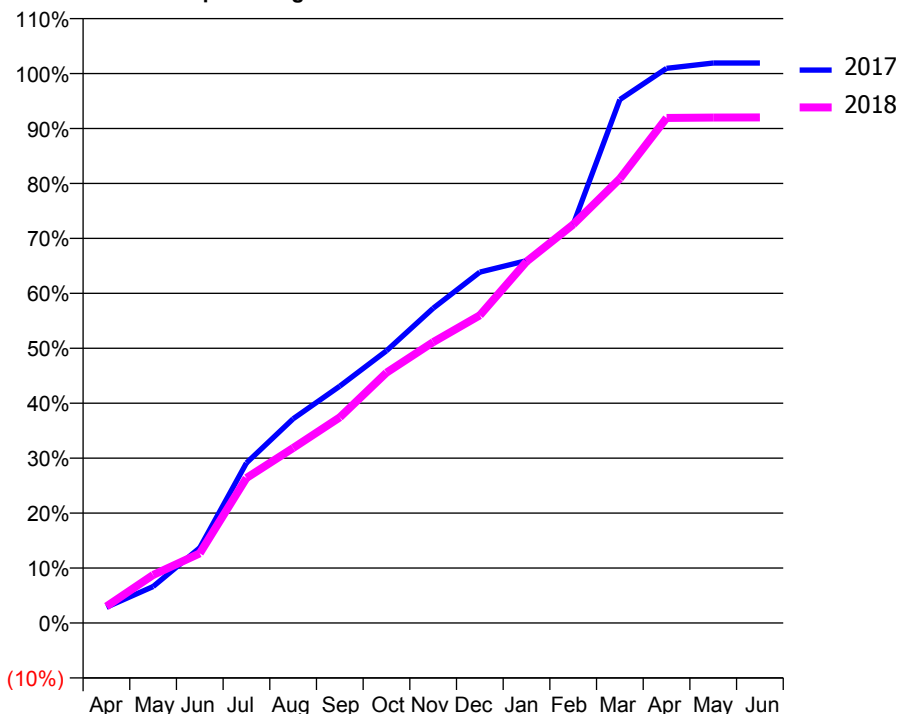
ACCESS*

Patients seen in 24 months	Total	Change since previous quarter
Quarter ending March 2017	1,635	
Quarter ending June 2017	1,602	↓
Quarter ending September 2017	1,577	↓
Quarter ending December 2017	1,553	↓
Quarter ending March 2018	1,537	↓
Variance since March 2017	(6.0%)	↓



ACTIVITY

Cumulative percentage of contracted UDA delivered 2017 & 2018



Month	2017	2018
April	115	121
May	265	350
June	548	508
July	1,166	1,056
August	1,486	1,274
September	1,724	1,497
October	1,981	1,822
November	2,291	2,045
December	2,554	2,240
January	2,638	2,631
February	2,901	2,901
March	3,811	3,235
April	4,037	3,676
May	4,077	3,679
June	4,077	3,680

QUALITY

	Quantity	Base Number	Contract	AT	Region	England
% of FP17s for the same patient ID Re-attending within 3 months - Children	54	907	6.0%	11.7%	11.5%	11.9%
% of FP17s for the same patient ID Re-attending within 3 months - Adults	147	1,152	12.8%	16.6%	15.9%	16.0%
% of FP17s for the same patient ID Re-attending between 3 & 9 months - Children	574	907	63.3%	55.4%	60.6%	58.3%
% of FP17s for the same patient ID Re-attending between 3 & 9 months - Adults	674	1,152	58.5%	48.4%	51.6%	50.3%
% of FP17s for Band 1 Urgent Courses	187	2,153	8.7%	10.5%	9.5%	9.1%
% of FP17s Relating to Free Repair or Replacements	5	2,153	0.2%	0.6%	0.7%	0.8%
% of FP17s Relating to Continuations	18	2,153	0.8%	0.8%	1.0%	1.0%
% of Patients satisfied with the dentistry they have received	0	0	N/A	91.2%	92.0%	91.5%
% of Patients satisfied with the time they had to wait for an appointment	0	0	N/A	87.2%	88.1%	87.9%

* This is based on patients treated on this contract for their most recent course of treatment. Figures in italics indicate the base number of FP17s or Patient Questionnaire responses are less than 100. N/A is shown where the base number of responses is less than 10 during the period. % is calculated as Quantity/Base number*100

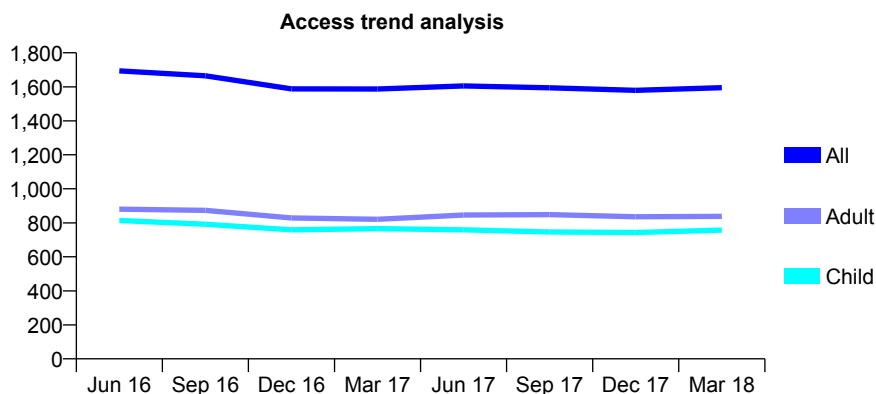
Q67 - Vital Signs At a Glance Contract Report for 333751/0001 - Year end March 2018

Name or company name	MR J MEAKIN
Contract type name	GDS Contract
Purpose of contract	General
Contract start date	01/04/2006
Contract end date	

17/18 Contracted general activity (UDA)	2,211
Carry forward general activity (UDA)	-45
17/18 Contracted orthodontic activity (UOA)	0
Carry forward orthodontic activity (UOA)	0
Baseline contract value	£49,701.20

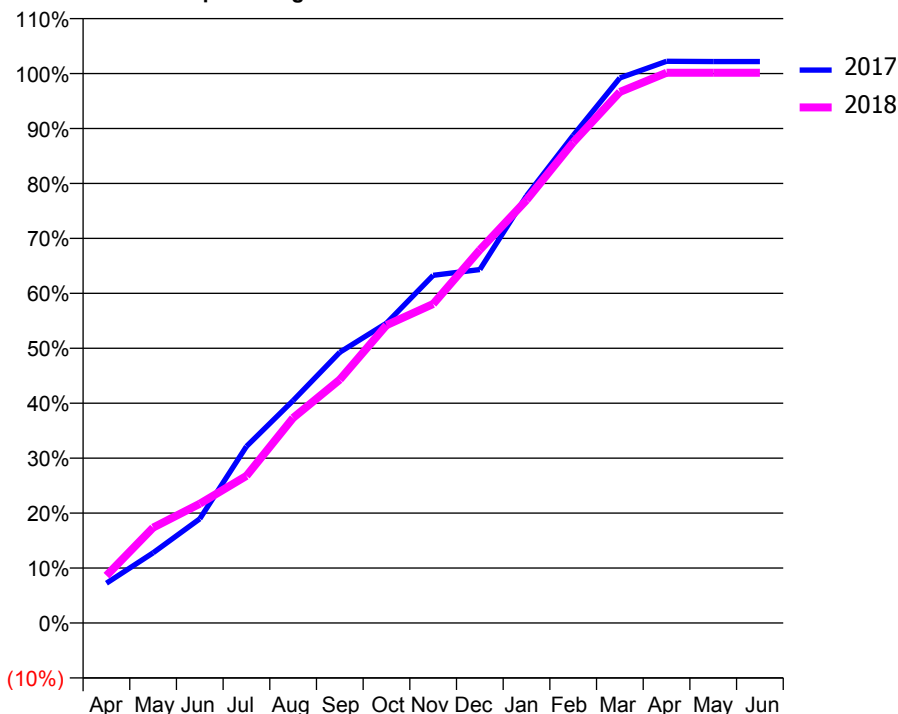
ACCESS*

Patients seen in 24 months	Total	Change since previous quarter
Quarter ending March 2017	1,587	
Quarter ending June 2017	1,605	→
Quarter ending September 2017	1,594	→
Quarter ending December 2017	1,579	→
Quarter ending March 2018	1,595	→
Variance since March 2017	0.5%	→



ACTIVITY

Cumulative percentage of contracted UDA delivered 2017 & 2018



Month	Adjusted Scheduled Activity (UDA)	
	2017	2018
April	160	191
May	282	384
June	419	480
July	711	592
August	895	825
September	1,090	979
October	1,207	1,199
November	1,399	1,284
December	1,422	1,502
January	1,719	1,702
February	1,962	1,934
March	2,193	2,137
April	2,260	2,214
May	2,259	2,214
June	2,259	2,214

QUALITY

	Quantity	Base Number	Contract	AT	Region	England
% of FP17s for the same patient ID Re-attending within 3 months - Children	55	1,133	4.9%	11.7%	11.5%	11.9%
% of FP17s for the same patient ID Re-attending within 3 months - Adults	124	891	13.9%	16.6%	15.9%	16.0%
% of FP17s for the same patient ID Re-attending between 3 & 9 months - Children	749	1,133	66.1%	55.4%	60.6%	58.3%
% of FP17s for the same patient ID Re-attending between 3 & 9 months - Adults	401	891	45.0%	48.4%	51.6%	50.3%
% of FP17s for Band 1 Urgent Courses	4	1,329	0.3%	10.5%	9.5%	9.1%
% of FP17s Relating to Free Repair or Replacements	0	1,329	0.0%	0.6%	0.7%	0.8%
% of FP17s Relating to Continuations	1	1,329	0.1%	0.8%	1.0%	1.0%
% of Patients satisfied with the dentistry they have received	2	2	N/A	91.2%	92.0%	91.5%
% of Patients satisfied with the time they had to wait for an appointment	2	2	N/A	87.2%	88.1%	87.9%

* This is based on patients treated on this contract for their most recent course of treatment. Figures in italics indicate the base number of FP17s or Patient Questionnaire responses are less than 100. N/A is shown where the base number of responses is less than 10 during the period. % is calculated as Quantity/Base number*100

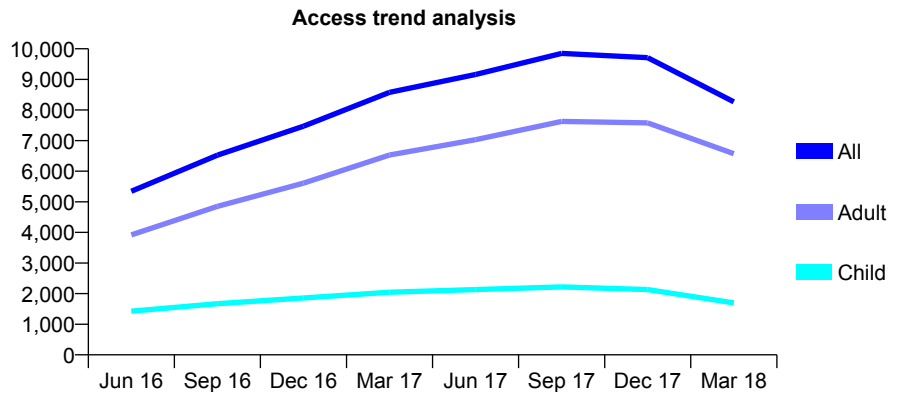
Q67 - Vital Signs At a Glance Contract Report for 339156/0003 - Year end March 2018

Name or company name	MR N SAFDAR
Contract type name	GDS Contract
Purpose of contract	General
Contract start date	01/12/2015
Contract end date	31/01/2018

17/18 Contracted general activity (UDA)	23,685
Carry forward general activity (UDA)	0
17/18 Contracted orthodontic activity (UOA)	0
Carry forward orthodontic activity (UOA)	0
Baseline contract value	£532,412.21

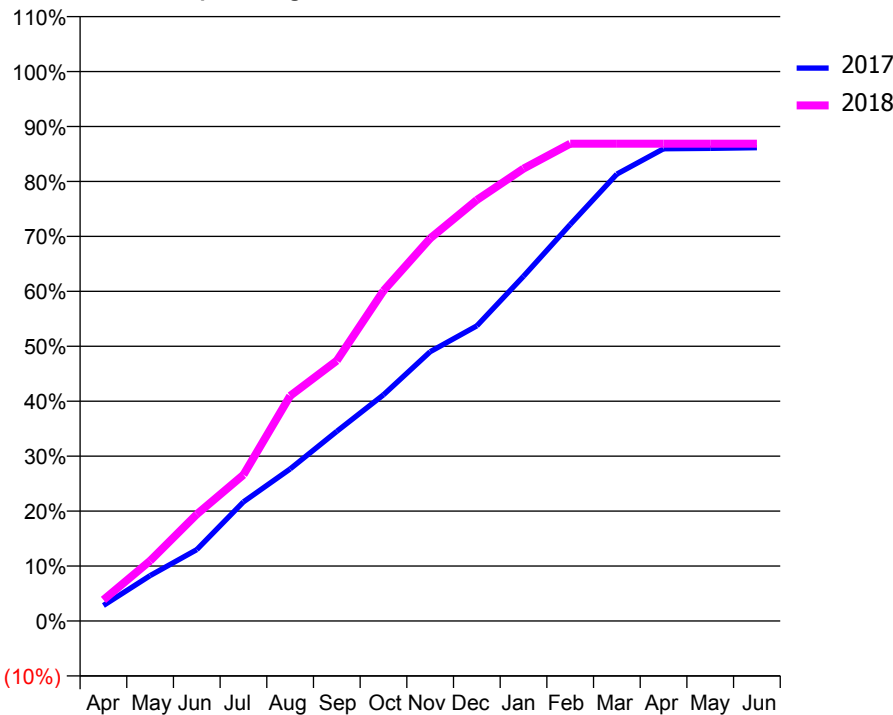
ACCESS*

Patients seen in 24 months	Total	Change since previous quarter
Quarter ending March 2017	8,576	
Quarter ending June 2017	9,163	↑
Quarter ending September 2017	9,849	↑
Quarter ending December 2017	9,710	↓
Quarter ending March 2018	8,268	↓
Variance since March 2017	(3.6%)	↓



ACTIVITY

Cumulative percentage of contracted UDA delivered 2017 & 2018



Month	Adjusted Scheduled Activity (UDA)	
	2017	2018
April	807	911
May	2,351	2,596
June	3,695	4,599
July	6,166	6,304
August	7,863	9,704
September	9,814	11,224
October	11,703	14,233
November	13,930	16,491
December	15,267	18,147
January	17,831	19,499
February	20,508	20,573
March	23,113	20,573
April	24,428	20,573
May	24,448	20,573
June	24,482	20,573

QUALITY

	Quantity	Base Number	Contract	AT	Region	England
% of FP17s for the same patient ID Re-attending within 3 months - Children	139	2,446	5.7%	11.7%	11.5%	11.9%
% of FP17s for the same patient ID Re-attending within 3 months - Adults	1,305	8,302	15.7%	16.6%	15.9%	16.0%
% of FP17s for the same patient ID Re-attending between 3 & 9 months - Children	1,274	2,446	52.1%	55.4%	60.6%	58.3%
% of FP17s for the same patient ID Re-attending between 3 & 9 months - Adults	3,772	8,302	45.4%	48.4%	51.6%	50.3%
% of FP17s for Band 1 Urgent Courses	919	10,107	9.1%	10.5%	9.5%	9.1%
% of FP17s Relating to Free Repair or Replacements	113	10,107	1.1%	0.6%	0.7%	0.8%
% of FP17s Relating to Continuations	57	10,107	0.6%	0.8%	1.0%	1.0%
% of Patients satisfied with the dentistry they have received	7	7	N/A	91.2%	92.0%	91.5%
% of Patients satisfied with the time they had to wait for an appointment	7	7	N/A	87.2%	88.1%	87.9%

* This is based on patients treated on this contract for their most recent course of treatment. Figures in italics indicate the base number of FP17s or Patient Questionnaire responses are less than 100. N/A is shown where the base number of responses is less than 10 during the period. % is calculated as Quantity/Base number*100

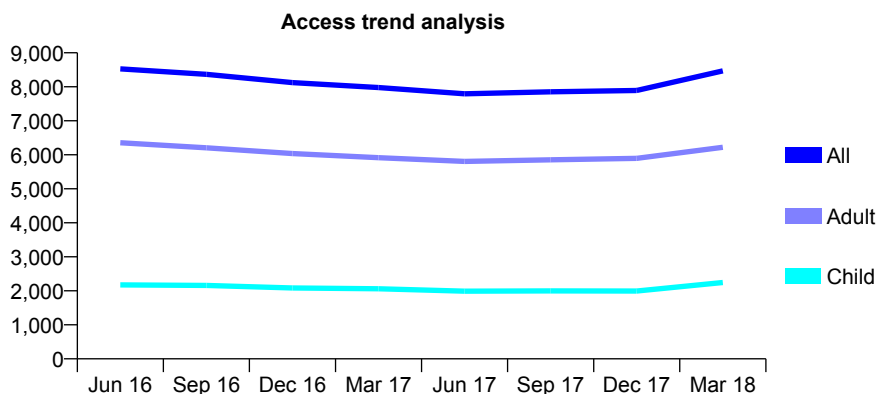
Q67 - Vital Signs At a Glance Contract Report for 339296/0001 - Year end March 2018

Name or company name	Dr G Biant and Dr Anish Patel
Contract type name	GDS Contract
Purpose of contract	General
Contract start date	01/04/2006
Contract end date	

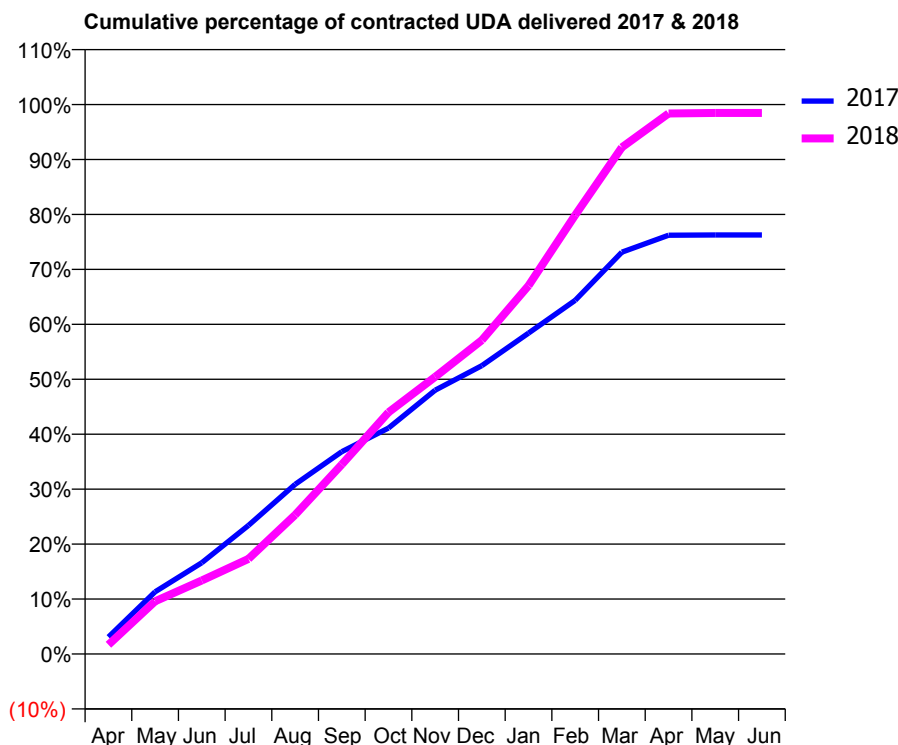
17/18 Contracted general activity (UDA)	24,152
Carry forward general activity (UDA)	0
17/18 Contracted orthodontic activity (UOA)	0
Carry forward orthodontic activity (UOA)	0
Baseline contract value	£567,979.72

ACCESS*

Patients seen in 24 months	Total	Change since previous quarter
Quarter ending March 2017	7,977	
Quarter ending June 2017	7,796	↓
Quarter ending September 2017	7,852	→
Quarter ending December 2017	7,892	→
Quarter ending March 2018	8,467	↑
Variance since March 2017	6.1%	↑



ACTIVITY



Month	Adjusted Scheduled Activity (UDA)	
	2017	2018
April	746	408
May	2,735	2,318
June	4,014	3,231
July	5,656	4,181
August	7,456	6,114
September	8,896	8,334
October	9,930	10,620
November	11,598	12,182
December	12,671	13,795
January	14,104	16,194
February	15,545	19,293
March	17,664	22,267
April	18,405	23,758
May	18,417	23,782
June	18,421	23,783

QUALITY

	Quantity	Base Number	Contract	AT	Region	England
% of FP17s for the same patient ID Re-attending within 3 months - Children	184	3,253	5.7%	11.7%	11.5%	11.9%
% of FP17s for the same patient ID Re-attending within 3 months - Adults	949	8,753	10.8%	16.6%	15.9%	16.0%
% of FP17s for the same patient ID Re-attending between 3 & 9 months - Children	1,799	3,253	55.3%	55.4%	60.6%	58.3%
% of FP17s for the same patient ID Re-attending between 3 & 9 months - Adults	4,664	8,753	53.3%	48.4%	51.6%	50.3%
% of FP17s for Band 1 Urgent Courses	1,033	12,123	8.5%	10.5%	9.5%	9.1%
% of FP17s Relating to Free Repair or Replacements	27	12,123	0.2%	0.6%	0.7%	0.8%
% of FP17s Relating to Continuations	24	12,123	0.2%	0.8%	1.0%	1.0%
% of Patients satisfied with the dentistry they have received	11	13	84.6%	91.2%	92.0%	91.5%
% of Patients satisfied with the time they had to wait for an appointment	11	13	84.6%	87.2%	88.1%	87.9%

* This is based on patients treated on this contract for their most recent course of treatment. Figures in italics indicate the base number of FP17s or Patient Questionnaire responses are less than 100. N/A is shown where the base number of responses is less than 10 during the period. % is calculated as Quantity/Base number*100

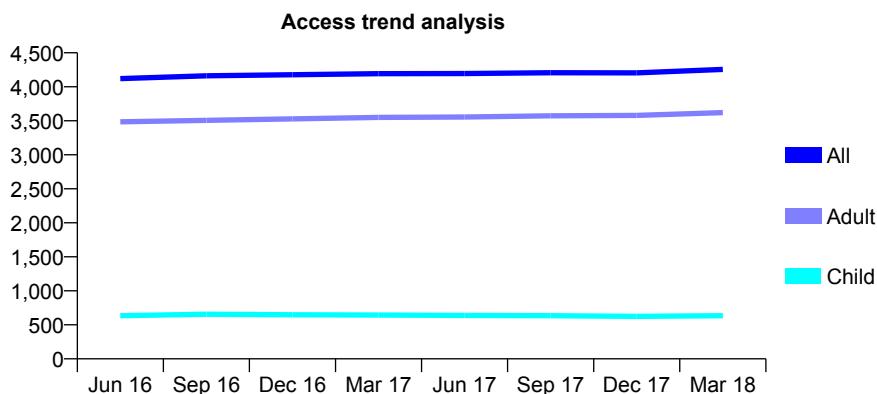
Q67 - Vital Signs At a Glance Contract Report for 340782/0001 - Year end March 2018

Name or company name	MRS F HAGHI
Contract type name	GDS Contract
Purpose of contract	General
Contract start date	01/04/2006
Contract end date	

17/18 Contracted general activity (UDA)	13,363
Carry forward general activity (UDA)	134
17/18 Contracted orthodontic activity (UOA)	0
Carry forward orthodontic activity (UOA)	0
Baseline contract value	£300,389.11

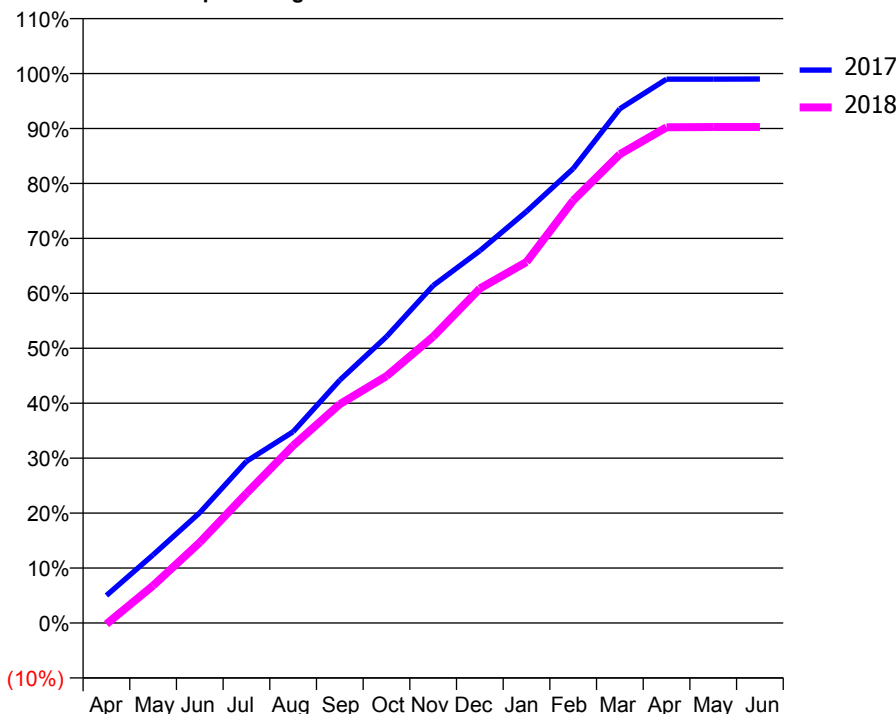
ACCESS*

Patients seen in 24 months	Total	Change since previous quarter
Quarter ending March 2017	4,194	
Quarter ending June 2017	4,195	→
Quarter ending September 2017	4,207	→
Quarter ending December 2017	4,204	→
Quarter ending March 2018	4,256	→
Variance since March 2017	1.5%	→



ACTIVITY

Cumulative percentage of contracted UDA delivered 2017 & 2018



Adjusted Scheduled Activity (UDA)

Month	2017	2018
April	670	-26
May	1,658	910
June	2,684	1,961
July	3,933	3,155
August	4,653	4,315
September	5,906	5,322
October	6,964	6,004
November	8,206	6,964
December	9,053	8,135
January	10,008	8,779
February	11,050	10,276
March	12,505	11,399
April	13,227	12,055
May	13,225	12,060
June	13,229	12,060

QUALITY

	Quantity	Base Number	Contract	AT	Region	England
% of FP17s for the same patient ID Re-attending within 3 months - Children	46	991	4.6%	11.7%	11.5%	11.9%
% of FP17s for the same patient ID Re-attending within 3 months - Adults	742	6,122	12.1%	16.6%	15.9%	16.0%
% of FP17s for the same patient ID Re-attending between 3 & 9 months - Children	686	991	69.2%	55.4%	60.6%	58.3%
% of FP17s for the same patient ID Re-attending between 3 & 9 months - Adults	4,306	6,122	70.3%	48.4%	51.6%	50.3%
% of FP17s for Band 1 Urgent Courses	322	7,075	4.6%	10.5%	9.5%	9.1%
% of FP17s Relating to Free Repair or Replacements	79	7,075	1.1%	0.6%	0.7%	0.8%
% of FP17s Relating to Continuations	71	7,075	1.0%	0.8%	1.0%	1.0%
% of Patients satisfied with the dentistry they have received	5	5	N/A	91.2%	92.0%	91.5%
% of Patients satisfied with the time they had to wait for an appointment	5	5	N/A	87.2%	88.1%	87.9%

* This is based on patients treated on this contract for their most recent course of treatment. Figures in italics indicate the base number of FP17s or Patient Questionnaire responses are less than 100. N/A is shown where the base number of responses is less than 10 during the period. % is calculated as Quantity/Base number*100

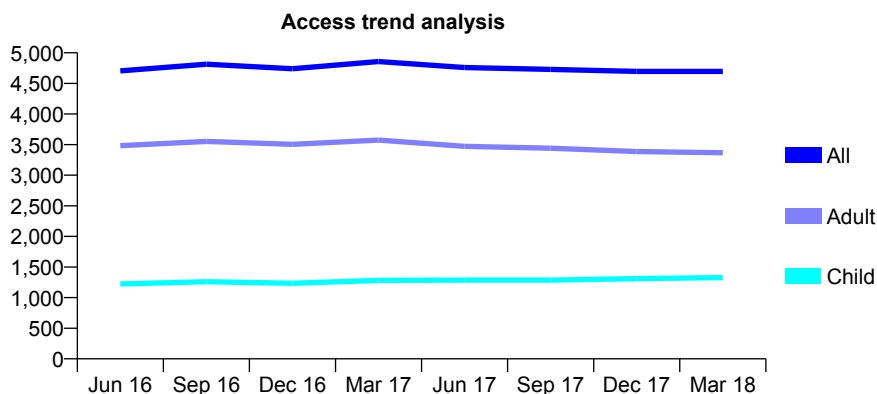
Q67 - Vital Signs At a Glance Contract Report for 342955/0001 - Year end March 2018

Name or company name	Premier Dental Care
Contract type name	GDS Contract
Purpose of contract	General
Contract start date	01/04/2006
Contract end date	

17/18 Contracted general activity (UDA)	15,500
Carry forward general activity (UDA)	-245
17/18 Contracted orthodontic activity (UOA)	0
Carry forward orthodontic activity (UOA)	0
Baseline contract value	£387,594.15

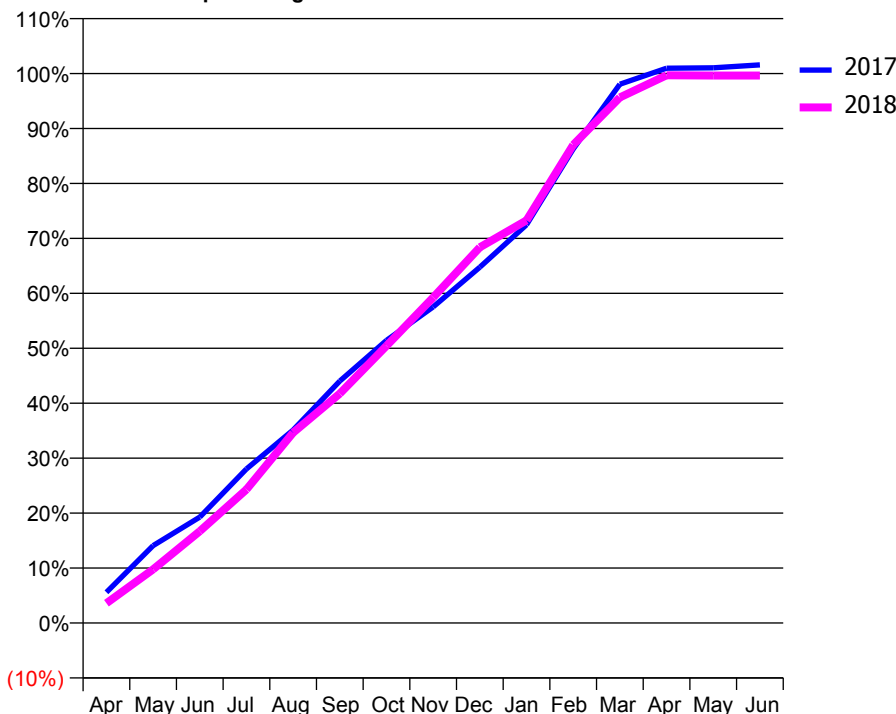
ACCESS*

Patients seen in 24 months	Total	Change since previous quarter
Quarter ending March 2017	4,857	
Quarter ending June 2017	4,759	↓
Quarter ending September 2017	4,729	→
Quarter ending December 2017	4,697	→
Quarter ending March 2018	4,696	→
Variance since March 2017	(3.3%)	↓



ACTIVITY

Cumulative percentage of contracted UDA delivered 2017 & 2018



Month	Adjusted Scheduled Activity (UDA)	
	2017	2018
April	867	558
May	2,182	1,513
June	2,988	2,589
July	4,346	3,768
August	5,445	5,370
September	6,824	6,470
October	7,974	7,817
November	8,918	9,183
December	10,038	10,598
January	11,235	11,358
February	13,370	13,487
March	15,198	14,826
April	15,648	15,450
May	15,659	15,443
June	15,745	15,442

QUALITY

	Quantity	Base Number	Contract	AT	Region	England
% of FP17s for the same patient ID Re-attending within 3 months - Children	215	1,878	11.4%	11.7%	11.5%	11.9%
% of FP17s for the same patient ID Re-attending within 3 months - Adults	762	4,217	18.1%	16.6%	15.9%	16.0%
% of FP17s for the same patient ID Re-attending between 3 & 9 months - Children	940	1,878	50.1%	55.4%	60.6%	58.3%
% of FP17s for the same patient ID Re-attending between 3 & 9 months - Adults	2,088	4,217	49.5%	48.4%	51.6%	50.3%
% of FP17s for Band 1 Urgent Courses	522	6,121	8.5%	10.5%	9.5%	9.1%
% of FP17s Relating to Free Repair or Replacements	42	6,121	0.7%	0.6%	0.7%	0.8%
% of FP17s Relating to Continuations	29	6,121	0.5%	0.8%	1.0%	1.0%
% of Patients satisfied with the dentistry they have received	6	7	N/A	91.2%	92.0%	91.5%
% of Patients satisfied with the time they had to wait for an appointment	5	7	N/A	87.2%	88.1%	87.9%

* This is based on patients treated on this contract for their most recent course of treatment. Figures in italics indicate the base number of FP17s or Patient Questionnaire responses are less than 100. N/A is shown where the base number of responses is less than 10 during the period. % is calculated as Quantity/Base number*100

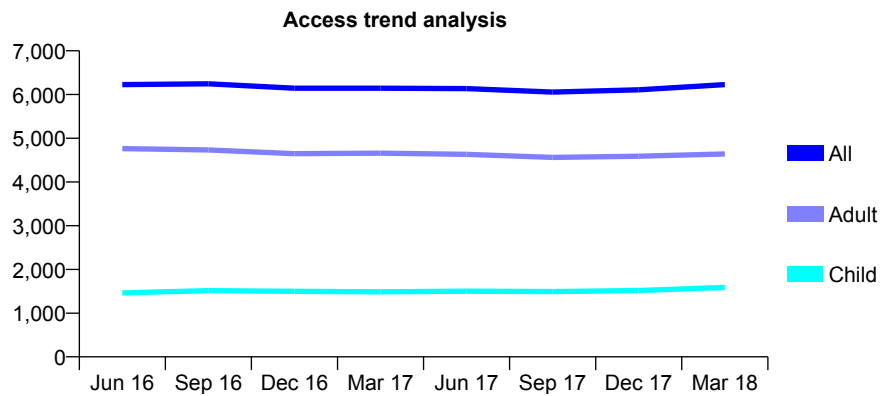
Q67 - Vital Signs At a Glance Contract Report for 343064/0001 - Year end March 2018

Name or company name	MISS R FATHI SAFFAR
Contract type name	GDS Contract
Purpose of contract	General
Contract start date	01/04/2006
Contract end date	

17/18 Contracted general activity (UDA)	16,790
Carry forward general activity (UDA)	-233
17/18 Contracted orthodontic activity (UOA)	0
Carry forward orthodontic activity (UOA)	0
Baseline contract value	£415,202.07

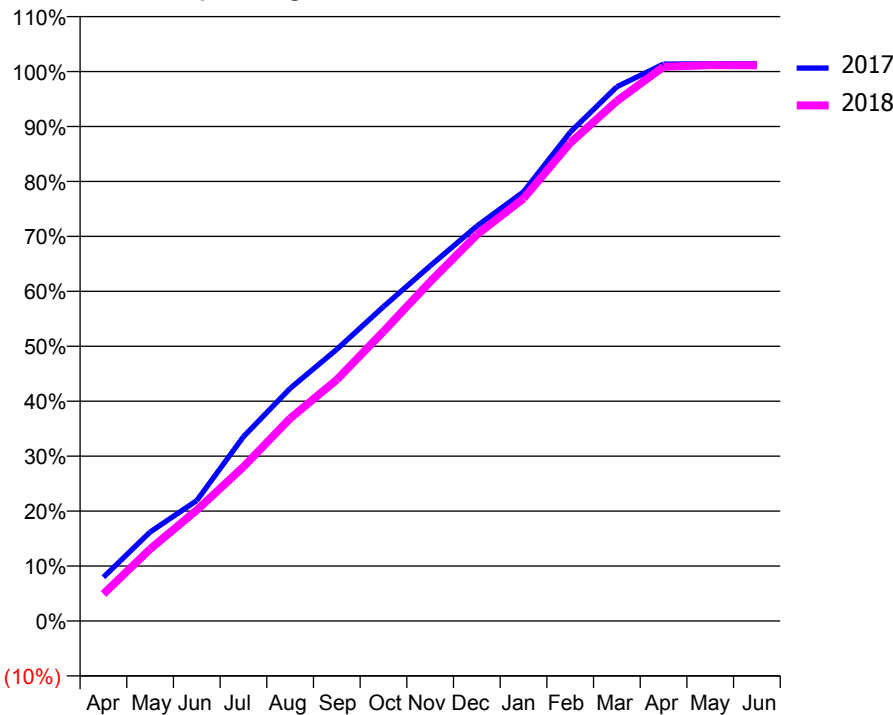
ACCESS*

Patients seen in 24 months	Total	Change since previous quarter
Quarter ending March 2017	6,145	
Quarter ending June 2017	6,135	→
Quarter ending September 2017	6,055	↓
Quarter ending December 2017	6,107	→
Quarter ending March 2018	6,228	→
Variance since March 2017	1.4%	→



ACTIVITY

Cumulative percentage of contracted UDA delivered 2017 & 2018



Month	Adjusted Scheduled Activity (UDA)	
	2017	2018
April	1,337	827
May	2,720	2,200
June	3,681	3,388
July	5,635	4,714
August	7,107	6,190
September	8,300	7,373
October	9,607	8,849
November	10,852	10,369
December	12,065	11,803
January	13,115	12,909
February	14,937	14,605
March	16,324	15,890
April	17,018	16,937
May	17,026	16,983
June	17,023	16,979

QUALITY

	Quantity	Base Number	Contract	AT	Region	England
% of FP17s for the same patient ID Re-attending within 3 months - Children	98	2,334	4.2%	11.7%	11.5%	11.9%
% of FP17s for the same patient ID Re-attending within 3 months - Adults	376	6,232	6.0%	16.6%	15.9%	16.0%
% of FP17s for the same patient ID Re-attending between 3 & 9 months - Children	1,495	2,334	64.1%	55.4%	60.6%	58.3%
% of FP17s for the same patient ID Re-attending between 3 & 9 months - Adults	4,106	6,232	65.9%	48.4%	51.6%	50.3%
% of FP17s for Band 1 Urgent Courses	349	8,642	4.0%	10.5%	9.5%	9.1%
% of FP17s Relating to Free Repair or Replacements	21	8,642	0.2%	0.6%	0.7%	0.8%
% of FP17s Relating to Continuations	12	8,642	0.1%	0.8%	1.0%	1.0%
% of Patients satisfied with the dentistry they have received	7	7	N/A	91.2%	92.0%	91.5%
% of Patients satisfied with the time they had to wait for an appointment	4	7	N/A	87.2%	88.1%	87.9%

* This is based on patients treated on this contract for their most recent course of treatment. Figures in italics indicate the base number of FP17s or Patient Questionnaire responses are less than 100. N/A is shown where the base number of responses is less than 10 during the period. % is calculated as Quantity/Base number*100

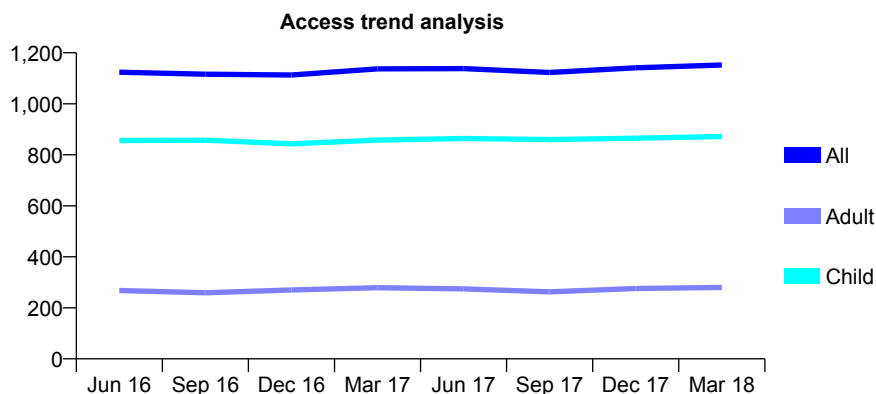
Q67 - Vital Signs At a Glance Contract Report for 345415/0001 - Year end March 2018

Name or company name	MS CM MCSWINEY
Contract type name	GDS Contract
Purpose of contract	General
Contract start date	01/12/2009
Contract end date	

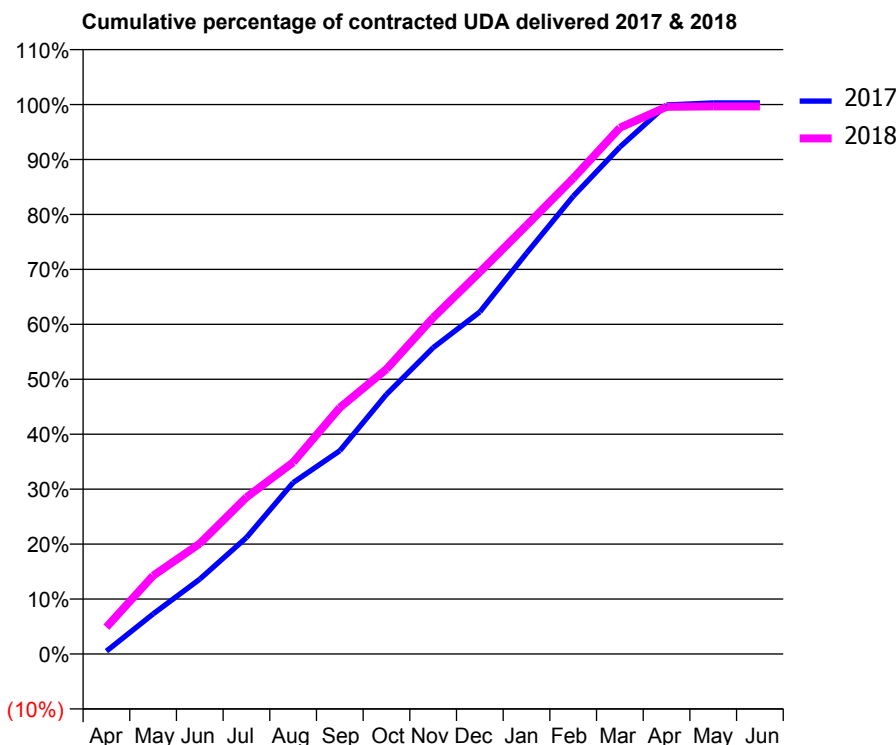
17/18 Contracted general activity (UDA)	2,945
Carry forward general activity (UDA)	-9
17/18 Contracted orthodontic activity (UOA)	0
Carry forward orthodontic activity (UOA)	0
Baseline contract value	£82,783.02

ACCESS*

Patients seen in 24 months	Total	Change since previous quarter
Quarter ending March 2017	1,137	
Quarter ending June 2017	1,138	→
Quarter ending September 2017	1,123	↓
Quarter ending December 2017	1,141	→
Quarter ending March 2018	1,152	→
Variance since March 2017	1.3%	→



ACTIVITY



Month	Adjusted Scheduled Activity (UDA)	
	2017	2018
April	15	144
May	214	420
June	401	592
July	624	840
August	919	1,027
September	1,089	1,321
October	1,392	1,527
November	1,642	1,803
December	1,833	2,047
January	2,148	2,297
February	2,453	2,549
March	2,717	2,820
April	2,942	2,932
May	2,954	2,934
June	2,954	2,934

QUALITY

	Quantity	Base Number	Contract	AT	Region	England
% of FP17s for the same patient ID Re-attending within 3 months - Children	151	1,459	10.3%	11.7%	11.5%	11.9%
% of FP17s for the same patient ID Re-attending within 3 months - Adults	68	324	21.0%	16.6%	15.9%	16.0%
% of FP17s for the same patient ID Re-attending between 3 & 9 months - Children	929	1,459	63.7%	55.4%	60.6%	58.3%
% of FP17s for the same patient ID Re-attending between 3 & 9 months - Adults	146	324	45.1%	48.4%	51.6%	50.3%
% of FP17s for Band 1 Urgent Courses	68	1,726	3.9%	10.5%	9.5%	9.1%
% of FP17s Relating to Free Repair or Replacements	3	1,726	0.2%	0.6%	0.7%	0.8%
% of FP17s Relating to Continuations	0	1,726	0.0%	0.8%	1.0%	1.0%
% of Patients satisfied with the dentistry they have received	1	1	N/A	91.2%	92.0%	91.5%
% of Patients satisfied with the time they had to wait for an appointment	1	1	N/A	87.2%	88.1%	87.9%

* This is based on patients treated on this contract for their most recent course of treatment. Figures in italics indicate the base number of FP17s or Patient Questionnaire responses are less than 100. N/A is shown where the base number of responses is less than 10 during the period. % is calculated as Quantity/Base number*100

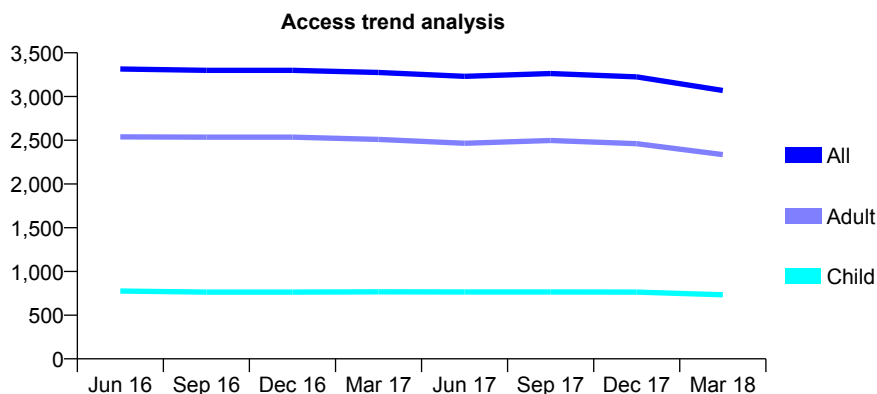
Q67 - Vital Signs At a Glance Contract Report for 353337/0002 - Year end March 2018

Name or company name	MR DM BOWER
Contract type name	GDS Contract
Purpose of contract	General
Contract start date	01/06/2007
Contract end date	

17/18 Contracted general activity (UDA)	9,600
Carry forward general activity (UDA)	84
17/18 Contracted orthodontic activity (UOA)	0
Carry forward orthodontic activity (UOA)	0
Baseline contract value	£246,638.42

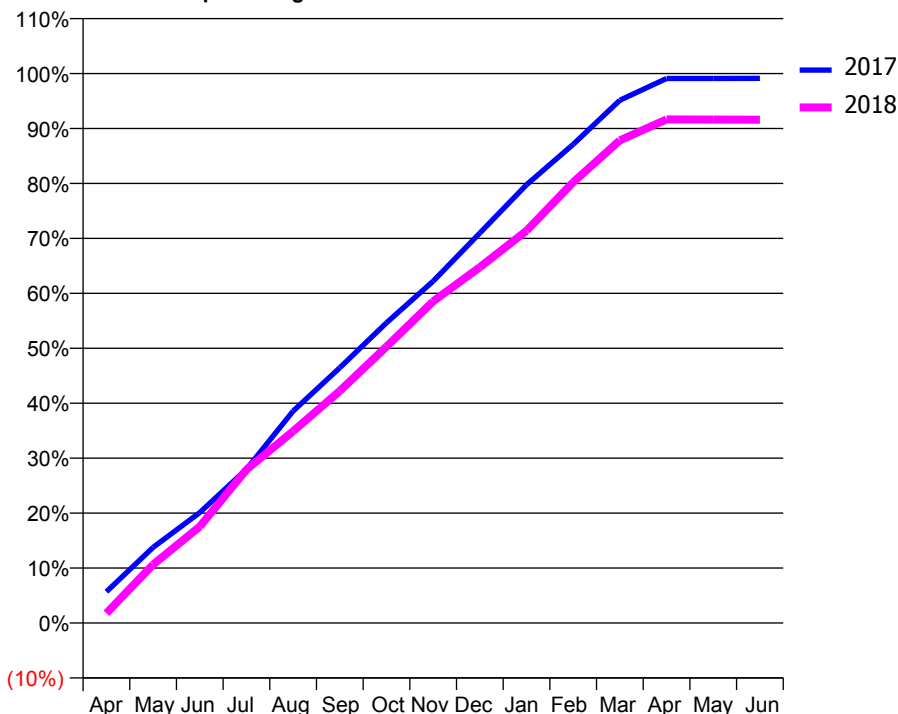
ACCESS*

Patients seen in 24 months	Total	Change since previous quarter
Quarter ending March 2017	3,275	
Quarter ending June 2017	3,231	↓
Quarter ending September 2017	3,263	→
Quarter ending December 2017	3,224	↓
Quarter ending March 2018	3,069	↓
Variance since March 2017	(6.3%)	↓



ACTIVITY

Cumulative percentage of contracted UDA delivered 2017 & 2018



Adjusted Scheduled Activity (UDA)

Month	2017	2018
April	547	171
May	1,322	1,022
June	1,931	1,684
July	2,687	2,679
August	3,703	3,352
September	4,461	4,056
October	5,246	4,827
November	5,972	5,619
December	6,813	6,217
January	7,656	6,853
February	8,362	7,700
March	9,134	8,433
April	9,512	8,797
May	9,513	8,795
June	9,516	8,794

QUALITY

	Quantity	Base Number	Contract	AT	Region	England
% of FP17s for the same patient ID Re-attending within 3 months - Children	61	1,183	5.2%	11.7%	11.5%	11.9%
% of FP17s for the same patient ID Re-attending within 3 months - Adults	588	3,955	14.9%	16.6%	15.9%	16.0%
% of FP17s for the same patient ID Re-attending between 3 & 9 months - Children	855	1,183	72.3%	55.4%	60.6%	58.3%
% of FP17s for the same patient ID Re-attending between 3 & 9 months - Adults	2,707	3,955	68.4%	48.4%	51.6%	50.3%
% of FP17s for Band 1 Urgent Courses	238	5,086	4.7%	10.5%	9.5%	9.1%
% of FP17s Relating to Free Repair or Replacements	61	5,086	1.2%	0.6%	0.7%	0.8%
% of FP17s Relating to Continuations	60	5,086	1.2%	0.8%	1.0%	1.0%
% of Patients satisfied with the dentistry they have received	9	9	N/A	91.2%	92.0%	91.5%
% of Patients satisfied with the time they had to wait for an appointment	9	9	N/A	87.2%	88.1%	87.9%

* This is based on patients treated on this contract for their most recent course of treatment. Figures in italics indicate the base number of FP17s or Patient Questionnaire responses are less than 100. N/A is shown where the base number of responses is less than 10 during the period. % is calculated as Quantity/Base number*100

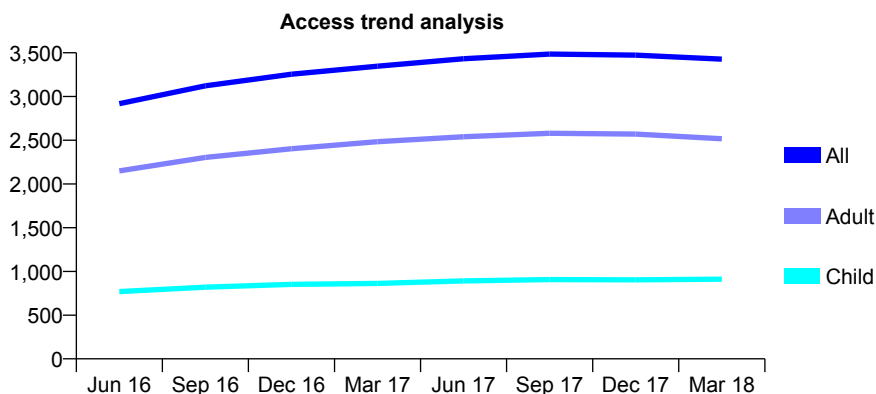
Q67 - Vital Signs At a Glance Contract Report for 357960/0001 - Year end March 2018

Name or company name	MISS DE HAYES
Contract type name	GDS Contract
Purpose of contract	General
Contract start date	24/06/2015
Contract end date	

17/18 Contracted general activity (UDA)	10,000
Carry forward general activity (UDA)	26
17/18 Contracted orthodontic activity (UOA)	0
Carry forward orthodontic activity (UOA)	0
Baseline contract value	£247,291.30

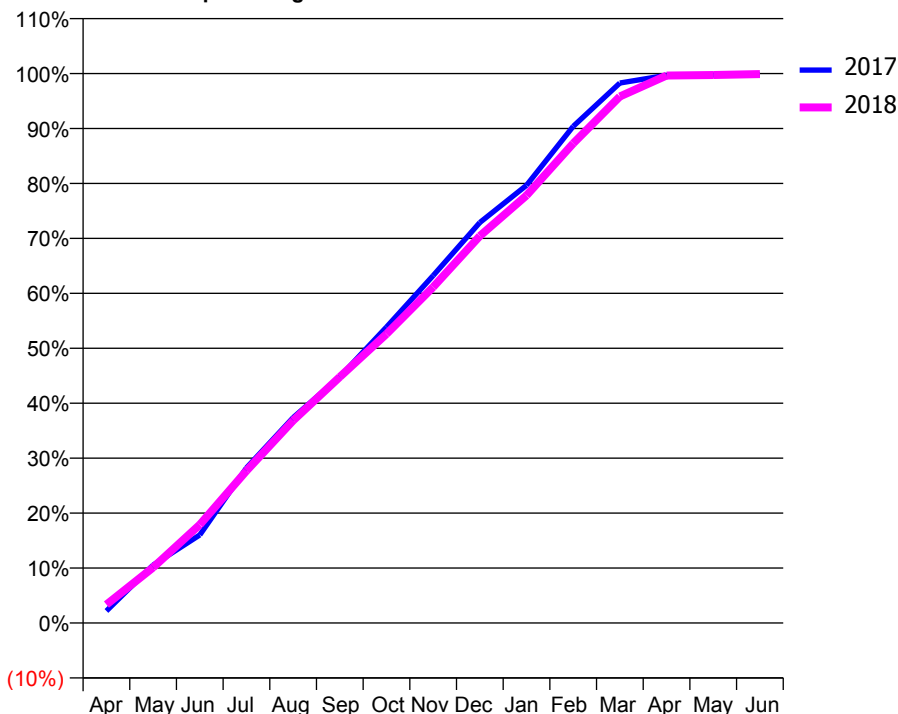
ACCESS*

Patients seen in 24 months	Total	Change since previous quarter
Quarter ending March 2017	3,347	
Quarter ending June 2017	3,432	↑
Quarter ending September 2017	3,486	→
Quarter ending December 2017	3,474	→
Quarter ending March 2018	3,428	↓
Variance since March 2017	2.4%	↑



ACTIVITY

Cumulative percentage of contracted UDA delivered 2017 & 2018



Month	Adjusted Scheduled Activity (UDA)	
	2017	2018
April	219	336
May	1,055	1,011
June	1,602	1,790
July	2,823	2,770
August	3,738	3,686
September	4,480	4,479
October	5,386	5,259
November	6,322	6,115
December	7,289	7,043
January	7,965	7,782
February	9,039	8,728
March	9,827	9,581
April	9,967	9,963
May	9,974	9,972
June	9,974	9,989

QUALITY

	Quantity	Base Number	Contract	AT	Region	England
% of FP17s for the same patient ID Re-attending within 3 months - Children	112	1,340	8.4%	11.7%	11.5%	11.9%
% of FP17s for the same patient ID Re-attending within 3 months - Adults	796	4,128	19.3%	16.6%	15.9%	16.0%
% of FP17s for the same patient ID Re-attending between 3 & 9 months - Children	780	1,340	58.2%	55.4%	60.6%	58.3%
% of FP17s for the same patient ID Re-attending between 3 & 9 months - Adults	2,313	4,128	56.0%	48.4%	51.6%	50.3%
% of FP17s for Band 1 Urgent Courses	790	5,592	14.1%	10.5%	9.5%	9.1%
% of FP17s Relating to Free Repair or Replacements	59	5,592	1.1%	0.6%	0.7%	0.8%
% of FP17s Relating to Continuations	79	5,592	1.4%	0.8%	1.0%	1.0%
% of Patients satisfied with the dentistry they have received	8	10	80.0%	91.2%	92.0%	91.5%
% of Patients satisfied with the time they had to wait for an appointment	9	10	90.0%	87.2%	88.1%	87.9%

* This is based on patients treated on this contract for their most recent course of treatment. Figures in italics indicate the base number of FP17s or Patient Questionnaire responses are less than 100. N/A is shown where the base number of responses is less than 10 during the period. % is calculated as Quantity/Base number*100

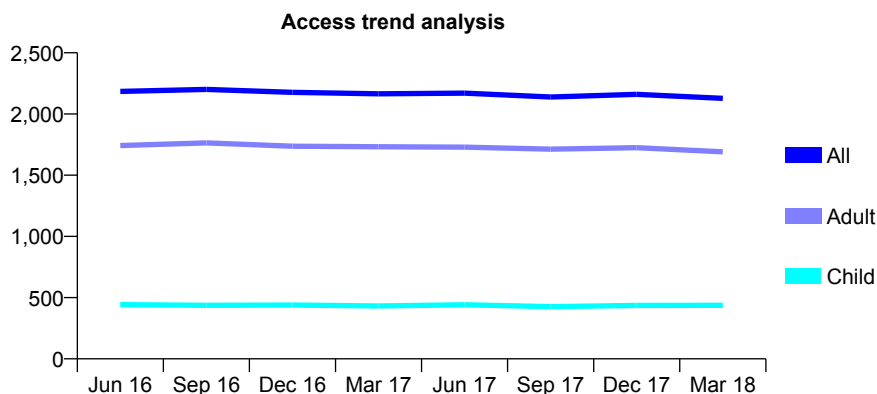
Q67 - Vital Signs At a Glance Contract Report for 358096/0001 - Year end March 2018

Name or company name	MR AA TIKARE
Contract type name	GDS Contract
Purpose of contract	General
Contract start date	16/12/2006
Contract end date	

17/18 Contracted general activity (UDA)	4,413
Carry forward general activity (UDA)	-36
17/18 Contracted orthodontic activity (UOA)	0
Carry forward orthodontic activity (UOA)	0
Baseline contract value	£115,713.12

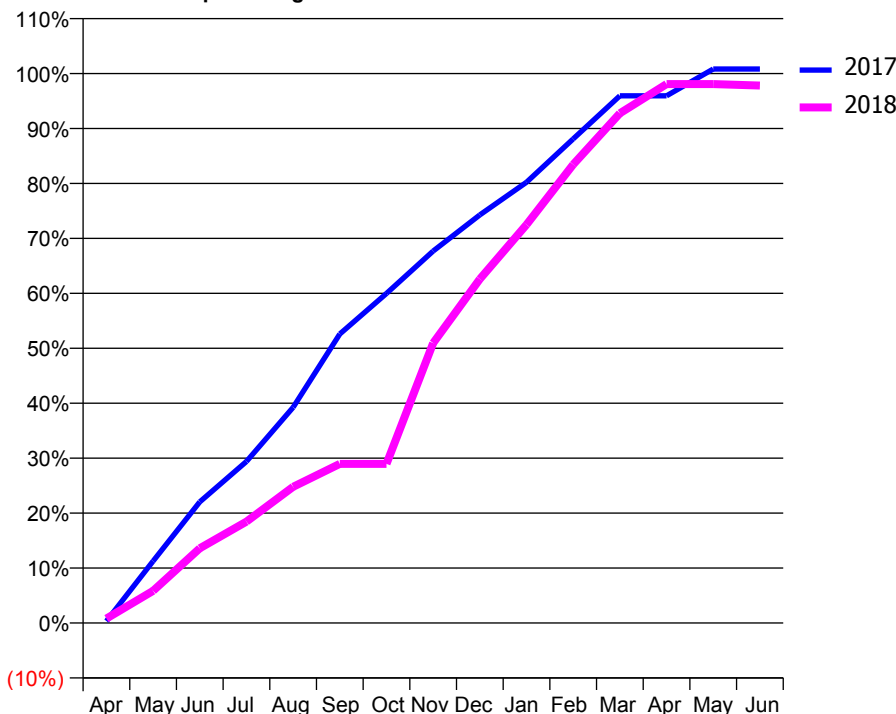
ACCESS*

Patients seen in 24 months	Total	Change since previous quarter
Quarter ending March 2017	2,165	
Quarter ending June 2017	2,171	→
Quarter ending September 2017	2,139	↓
Quarter ending December 2017	2,161	→
Quarter ending March 2018	2,128	↓
Variance since March 2017	(1.7%)	↓



ACTIVITY

Cumulative percentage of contracted UDA delivered 2017 & 2018



Adjusted Scheduled Activity (UDA)

Month	2017	2018
April	16	36
May	497	258
June	973	600
July	1,297	815
August	1,733	1,093
September	2,322	1,278
October	2,647	1,278
November	2,987	2,248
December	3,278	2,762
January	3,539	3,200
February	3,888	3,682
March	4,234	4,094
April	4,234	4,328
May	4,449	4,328
June	4,449	4,316

QUALITY

	Quantity	Base Number	Contract	AT	Region	England
% of FP17s for the same patient ID Re-attending within 3 months - Children	24	518	4.6%	11.7%	11.5%	11.9%
% of FP17s for the same patient ID Re-attending within 3 months - Adults	308	2,151	14.3%	16.6%	15.9%	16.0%
% of FP17s for the same patient ID Re-attending between 3 & 9 months - Children	203	518	39.2%	55.4%	60.6%	58.3%
% of FP17s for the same patient ID Re-attending between 3 & 9 months - Adults	691	2,151	32.1%	48.4%	51.6%	50.3%
% of FP17s for Band 1 Urgent Courses	152	1,896	8.0%	10.5%	9.5%	9.1%
% of FP17s Relating to Free Repair or Replacements	18	1,896	0.9%	0.6%	0.7%	0.8%
% of FP17s Relating to Continuations	26	1,896	1.4%	0.8%	1.0%	1.0%
% of Patients satisfied with the dentistry they have received	4	5	N/A	91.2%	92.0%	91.5%
% of Patients satisfied with the time they had to wait for an appointment	5	5	N/A	87.2%	88.1%	87.9%

* This is based on patients treated on this contract for their most recent course of treatment. Figures in italics indicate the base number of FP17s or Patient Questionnaire responses are less than 100. N/A is shown where the base number of responses is less than 10 during the period. % is calculated as Quantity/Base number*100

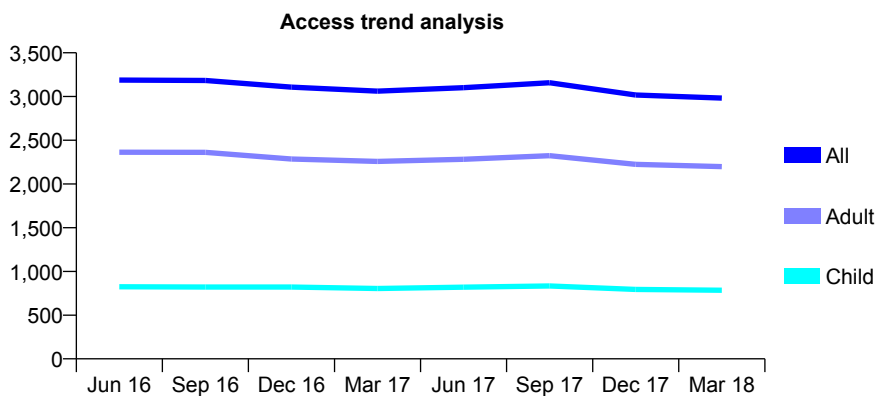
Q67 - Vital Signs At a Glance Contract Report for 358800/0001 - Year end March 2018

Name or company name	Shornccliffe Road Partnership
Contract type name	GDS Contract
Purpose of contract	General
Contract start date	01/04/2006
Contract end date	

17/18 Contracted general activity (UDA)	6,969
Carry forward general activity (UDA)	-13
17/18 Contracted orthodontic activity (UOA)	0
Carry forward orthodontic activity (UOA)	0
Baseline contract value	£158,593.26

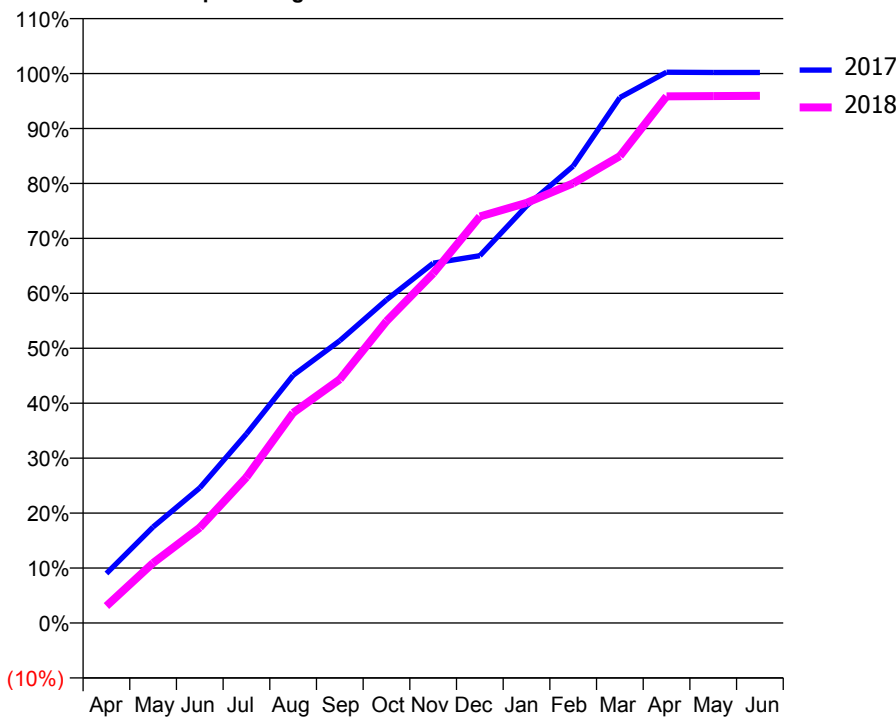
ACCESS*

Patients seen in 24 months	Total	Change since previous quarter
Quarter ending March 2017	3,062	
Quarter ending June 2017	3,101	→
Quarter ending September 2017	3,158	→
Quarter ending December 2017	3,018	↓
Quarter ending March 2018	2,983	↓
Variance since March 2017	(2.6%)	↓



ACTIVITY

Cumulative percentage of contracted UDA delivered 2017 & 2018



Month	Adjusted Scheduled Activity (UDA)	
	2017	2018
April	628	215
May	1,218	762
June	1,715	1,210
July	2,399	1,849
August	3,142	2,666
September	3,582	3,091
October	4,098	3,827
November	4,564	4,433
December	4,659	5,155
January	5,289	5,329
February	5,795	5,577
March	6,664	5,922
April	6,985	6,679
May	6,981	6,683
June	6,981	6,686

QUALITY

	Quantity	Base Number	Contract	AT	Region	England
% of FP17s for the same patient ID Re-attending within 3 months - Children	60	1,098	5.5%	11.7%	11.5%	11.9%
% of FP17s for the same patient ID Re-attending within 3 months - Adults	362	2,901	12.5%	16.6%	15.9%	16.0%
% of FP17s for the same patient ID Re-attending between 3 & 9 months - Children	829	1,098	75.5%	55.4%	60.6%	58.3%
% of FP17s for the same patient ID Re-attending between 3 & 9 months - Adults	1,891	2,901	65.2%	48.4%	51.6%	50.3%
% of FP17s for Band 1 Urgent Courses	176	4,186	4.2%	10.5%	9.5%	9.1%
% of FP17s Relating to Free Repair or Replacements	35	4,186	0.8%	0.6%	0.7%	0.8%
% of FP17s Relating to Continuations	15	4,186	0.4%	0.8%	1.0%	1.0%
% of Patients satisfied with the dentistry they have received	5	5	N/A	91.2%	92.0%	91.5%
% of Patients satisfied with the time they had to wait for an appointment	5	5	N/A	87.2%	88.1%	87.9%

* This is based on patients treated on this contract for their most recent course of treatment. Figures in italics indicate the base number of FP17s or Patient Questionnaire responses are less than 100. N/A is shown where the base number of responses is less than 10 during the period. % is calculated as Quantity/Base number*100

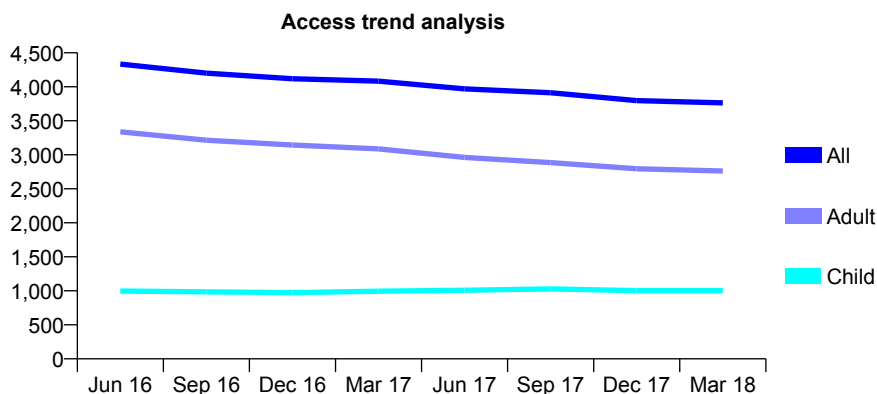
Q67 - Vital Signs At a Glance Contract Report for 360058/0004 - Year end March 2018

Name or company name	MR VH PATEL
Contract type name	GDS Contract
Purpose of contract	General
Contract start date	15/12/2011
Contract end date	

17/18 Contracted general activity (UDA)	7,236
Carry forward general activity (UDA)	189
17/18 Contracted orthodontic activity (UOA)	0
Carry forward orthodontic activity (UOA)	0
Baseline contract value	£180,906.36

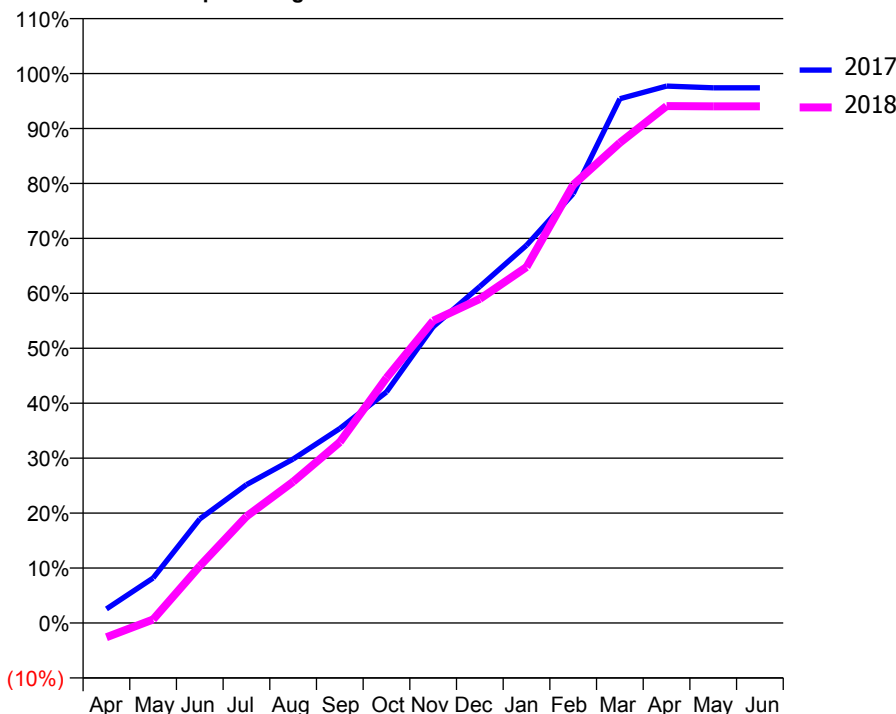
ACCESS*

Patients seen in 24 months	Total	Change since previous quarter
Quarter ending March 2017	4,083	
Quarter ending June 2017	3,970	↓
Quarter ending September 2017	3,913	↓
Quarter ending December 2017	3,798	↓
Quarter ending March 2018	3,764	→
Variance since March 2017	(7.8%)	↓



ACTIVITY

Cumulative percentage of contracted UDA delivered 2017 & 2018



Month	Adjusted Scheduled Activity (UDA)	
	2017	2018
April	186	-189
May	592	47
June	1,371	751
July	1,821	1,404
August	2,160	1,860
September	2,560	2,381
October	3,042	3,228
November	3,900	3,980
December	4,431	4,268
January	4,974	4,688
February	5,653	5,770
March	6,903	6,324
April	7,070	6,807
May	7,047	6,804
June	7,047	6,804

QUALITY

	Quantity	Base Number	Contract	AT	Region	England
% of FP17s for the same patient ID Re-attending within 3 months - Children	48	1,236	3.9%	11.7%	11.5%	11.9%
% of FP17s for the same patient ID Re-attending within 3 months - Adults	182	2,819	6.5%	16.6%	15.9%	16.0%
% of FP17s for the same patient ID Re-attending between 3 & 9 months - Children	629	1,236	50.9%	55.4%	60.6%	58.3%
% of FP17s for the same patient ID Re-attending between 3 & 9 months - Adults	1,079	2,819	38.3%	48.4%	51.6%	50.3%
% of FP17s for Band 1 Urgent Courses	179	3,367	5.3%	10.5%	9.5%	9.1%
% of FP17s Relating to Free Repair or Replacements	37	3,367	1.1%	0.6%	0.7%	0.8%
% of FP17s Relating to Continuations	0	3,367	0.0%	0.8%	1.0%	1.0%
% of Patients satisfied with the dentistry they have received	8	8	N/A	91.2%	92.0%	91.5%
% of Patients satisfied with the time they had to wait for an appointment	7	8	N/A	87.2%	88.1%	87.9%

* This is based on patients treated on this contract for their most recent course of treatment. Figures in italics indicate the base number of FP17s or Patient Questionnaire responses are less than 100. N/A is shown where the base number of responses is less than 10 during the period. % is calculated as Quantity/Base number*100

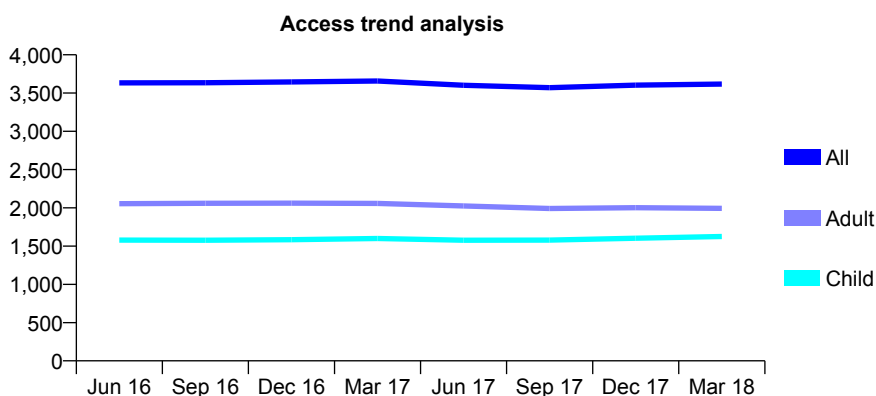
Q67 - Vital Signs At a Glance Contract Report for 565091/0003 - Year end March 2018

Name or company name	Cheriton Dental Practice
Contract type name	GDS Contract
Purpose of contract	General
Contract start date	01/04/2006
Contract end date	

17/18 Contracted general activity (UDA)	10,200
Carry forward general activity (UDA)	59
17/18 Contracted orthodontic activity (UOA)	0
Carry forward orthodontic activity (UOA)	0
Baseline contract value	£253,485.13

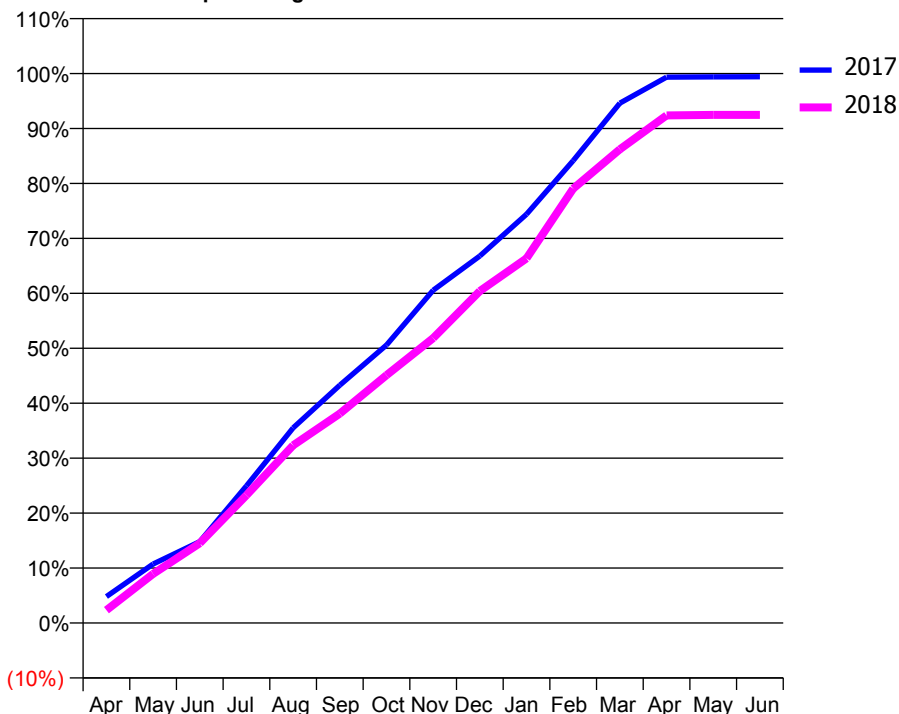
ACCESS*

Patients seen in 24 months	Total	Change since previous quarter
Quarter ending March 2017	3,657	
Quarter ending June 2017	3,601	↓
Quarter ending September 2017	3,570	→
Quarter ending December 2017	3,603	→
Quarter ending March 2018	3,618	→
Variance since March 2017	(1.1%)	↓



ACTIVITY

Cumulative percentage of contracted UDA delivered 2017 & 2018



Month	Adjusted Scheduled Activity (UDA)	
	2017	2018
April	491	240
May	1,095	911
June	1,512	1,482
July	2,545	2,373
August	3,623	3,297
September	4,413	3,887
October	5,161	4,601
November	6,178	5,289
December	6,814	6,162
January	7,588	6,769
February	8,582	8,064
March	9,650	8,792
April	10,132	9,421
May	10,137	9,431
June	10,141	9,432

QUALITY

	Quantity	Base Number	Contract	AT	Region	England
% of FP17s for the same patient ID Re-attending within 3 months - Children	123	1,907	6.4%	11.7%	11.5%	11.9%
% of FP17s for the same patient ID Re-attending within 3 months - Adults	332	2,294	14.5%	16.6%	15.9%	16.0%
% of FP17s for the same patient ID Re-attending between 3 & 9 months - Children	834	1,907	43.7%	55.4%	60.6%	58.3%
% of FP17s for the same patient ID Re-attending between 3 & 9 months - Adults	1,125	2,294	49.0%	48.4%	51.6%	50.3%
% of FP17s for Band 1 Urgent Courses	375	4,224	8.9%	10.5%	9.5%	9.1%
% of FP17s Relating to Free Repair or Replacements	15	4,224	0.4%	0.6%	0.7%	0.8%
% of FP17s Relating to Continuations	0	4,224	0.0%	0.8%	1.0%	1.0%
% of Patients satisfied with the dentistry they have received	3	3	N/A	91.2%	92.0%	91.5%
% of Patients satisfied with the time they had to wait for an appointment	3	3	N/A	87.2%	88.1%	87.9%

* This is based on patients treated on this contract for their most recent course of treatment. Figures in italics indicate the base number of FP17s or Patient Questionnaire responses are less than 100. N/A is shown where the base number of responses is less than 10 during the period. % is calculated as Quantity/Base number*100

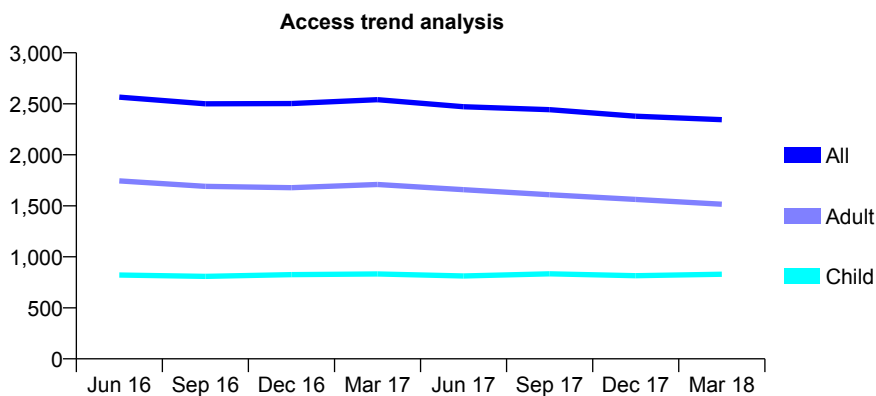
Q67 - Vital Signs At a Glance Contract Report for 570850/0001 - Year end March 2018

Name or company name	Church Green Partnership
Contract type name	GDS Contract
Purpose of contract	General
Contract start date	01/04/2006
Contract end date	

17/18 Contracted general activity (UDA)	9,091
Carry forward general activity (UDA)	-65
17/18 Contracted orthodontic activity (UOA)	0
Carry forward orthodontic activity (UOA)	0
Baseline contract value	£224,812.51

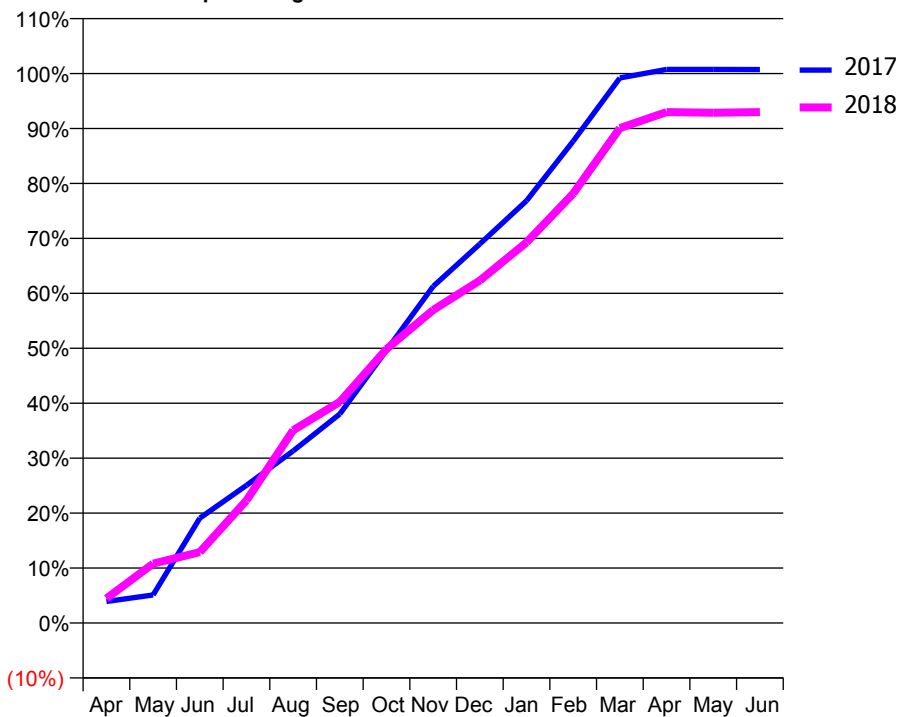
ACCESS*

Patients seen in 24 months	Total	Change since previous quarter
Quarter ending March 2017	2,541	
Quarter ending June 2017	2,471	↓
Quarter ending September 2017	2,442	↓
Quarter ending December 2017	2,378	↓
Quarter ending March 2018	2,345	↓
Variance since March 2017	(7.7%)	↓



ACTIVITY

Cumulative percentage of contracted UDA delivered 2017 & 2018



Month	Adjusted Scheduled Activity (UDA)	
	2017	2018
April	357	407
May	465	982
June	1,735	1,172
July	2,278	2,030
August	2,848	3,189
September	3,457	3,659
October	4,512	4,533
November	5,569	5,178
December	6,270	5,667
January	6,985	6,298
February	7,971	7,105
March	9,018	8,189
April	9,158	8,453
May	9,158	8,441
June	9,156	8,452

QUALITY

	Quantity	Base Number	Contract	AT	Region	England
% of FP17s for the same patient ID Re-attending within 3 months - Children	149	1,430	10.4%	11.7%	11.5%	11.9%
% of FP17s for the same patient ID Re-attending within 3 months - Adults	411	2,086	19.7%	16.6%	15.9%	16.0%
% of FP17s for the same patient ID Re-attending between 3 & 9 months - Children	926	1,430	64.8%	55.4%	60.6%	58.3%
% of FP17s for the same patient ID Re-attending between 3 & 9 months - Adults	1,230	2,086	59.0%	48.4%	51.6%	50.3%
% of FP17s for Band 1 Urgent Courses	279	3,545	7.9%	10.5%	9.5%	9.1%
% of FP17s Relating to Free Repair or Replacements	19	3,545	0.5%	0.6%	0.7%	0.8%
% of FP17s Relating to Continuations	18	3,545	0.5%	0.8%	1.0%	1.0%
% of Patients satisfied with the dentistry they have received	6	8	N/A	91.2%	92.0%	91.5%
% of Patients satisfied with the time they had to wait for an appointment	7	8	N/A	87.2%	88.1%	87.9%

* This is based on patients treated on this contract for their most recent course of treatment. Figures in italics indicate the base number of FP17s or Patient Questionnaire responses are less than 100. N/A is shown where the base number of responses is less than 10 during the period. % is calculated as Quantity/Base number*100

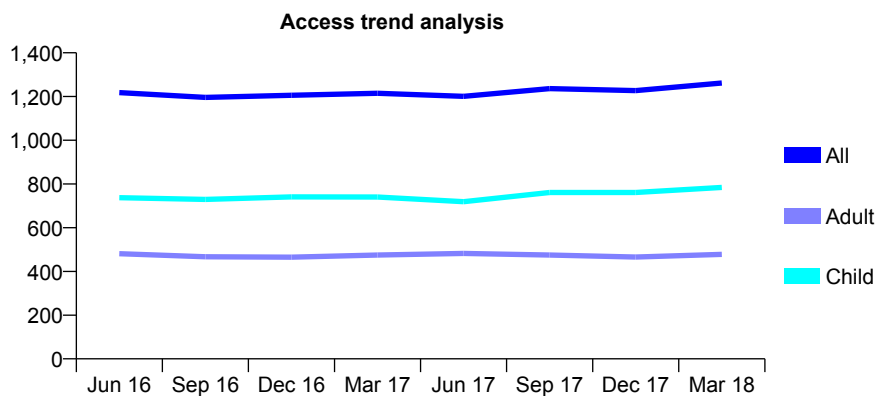
Q67 - Vital Signs At a Glance Contract Report for 571628/0001 - Year end March 2018

Name or company name	MR DC SLANEY
Contract type name	GDS Contract
Purpose of contract	General
Contract start date	01/04/2006
Contract end date	

17/18 Contracted general activity (UDA)	3,013
Carry forward general activity (UDA)	6
17/18 Contracted orthodontic activity (UOA)	0
Carry forward orthodontic activity (UOA)	0
Baseline contract value	£74,508.87

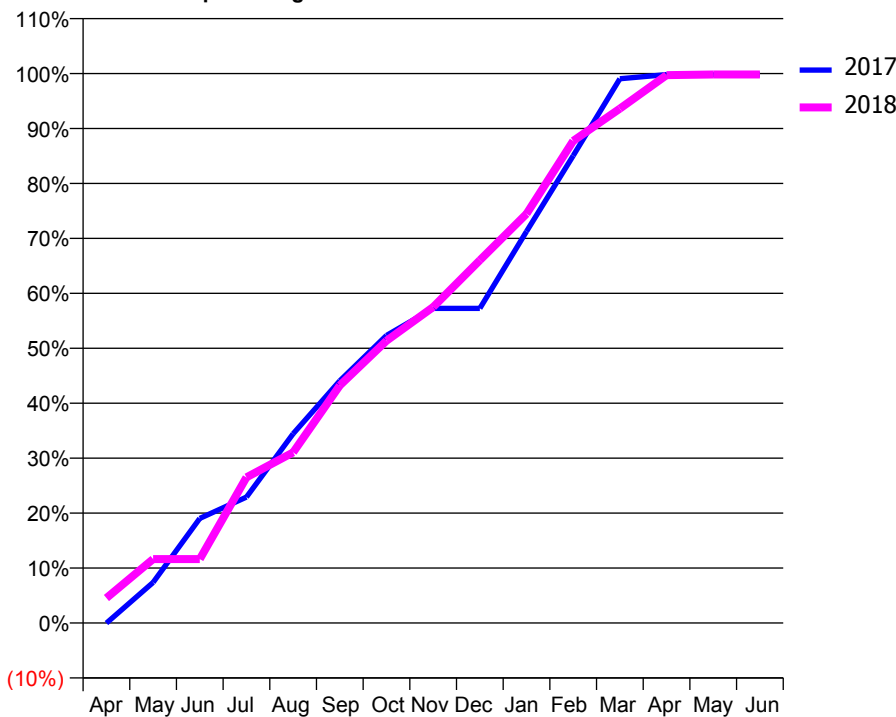
ACCESS*

Patients seen in 24 months	Total	Change since previous quarter
Quarter ending March 2017	1,215	
Quarter ending June 2017	1,201	↓
Quarter ending September 2017	1,236	↑
Quarter ending December 2017	1,227	→
Quarter ending March 2018	1,262	↑
Variance since March 2017	3.9%	↑



ACTIVITY

Cumulative percentage of contracted UDA delivered 2017 & 2018



Adjusted Scheduled Activity (UDA)

Month	2017	2018
April	-1	137
May	223	350
June	573	350
July	691	799
August	1,038	935
September	1,328	1,302
October	1,577	1,547
November	1,725	1,732
December	1,725	1,989
January	2,147	2,244
February	2,562	2,643
March	2,985	2,820
April	3,007	3,004
May	3,007	3,008
June	3,007	3,008

QUALITY

	Quantity	Base Number	Contract	AT	Region	England
% of FP17s for the same patient ID Re-attending within 3 months - Children	121	1,175	10.3%	11.7%	11.5%	11.9%
% of FP17s for the same patient ID Re-attending within 3 months - Adults	51	440	11.6%	16.6%	15.9%	16.0%
% of FP17s for the same patient ID Re-attending between 3 & 9 months - Children	656	1,175	55.8%	55.4%	60.6%	58.3%
% of FP17s for the same patient ID Re-attending between 3 & 9 months - Adults	200	440	45.5%	48.4%	51.6%	50.3%
% of FP17s for Band 1 Urgent Courses	55	1,699	3.2%	10.5%	9.5%	9.1%
% of FP17s Relating to Free Repair or Replacements	6	1,699	0.4%	0.6%	0.7%	0.8%
% of FP17s Relating to Continuations	0	1,699	0.0%	0.8%	1.0%	1.0%
% of Patients satisfied with the dentistry they have received	0	0	N/A	91.2%	92.0%	91.5%
% of Patients satisfied with the time they had to wait for an appointment	0	0	N/A	87.2%	88.1%	87.9%

* This is based on patients treated on this contract for their most recent course of treatment. Figures in italics indicate the base number of FP17s or Patient Questionnaire responses are less than 100. N/A is shown where the base number of responses is less than 10 during the period. % is calculated as Quantity/Base number*100

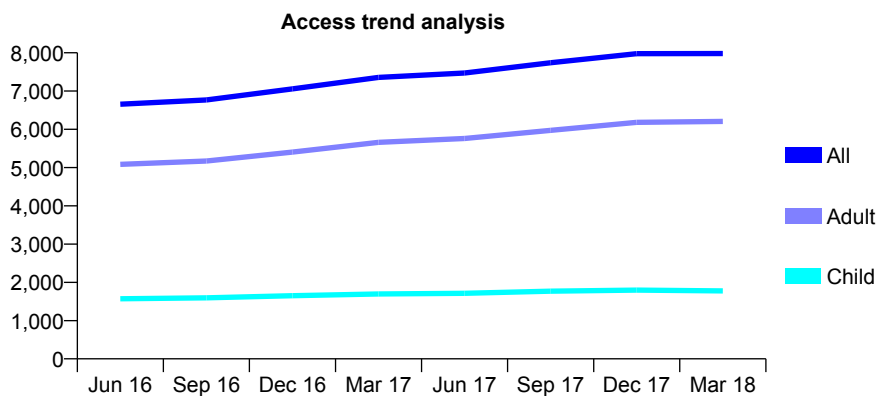
Q67 - Vital Signs At a Glance Contract Report for 572373/0001 - Year end March 2018

Name or company name	Park Road Dental Practice
Contract type name	GDS Contract
Purpose of contract	General
Contract start date	01/04/2006
Contract end date	

17/18 Contracted general activity (UDA)	24,671
Carry forward general activity (UDA)	-371
17/18 Contracted orthodontic activity (UOA)	0
Carry forward orthodontic activity (UOA)	0
Baseline contract value	£587,347.20

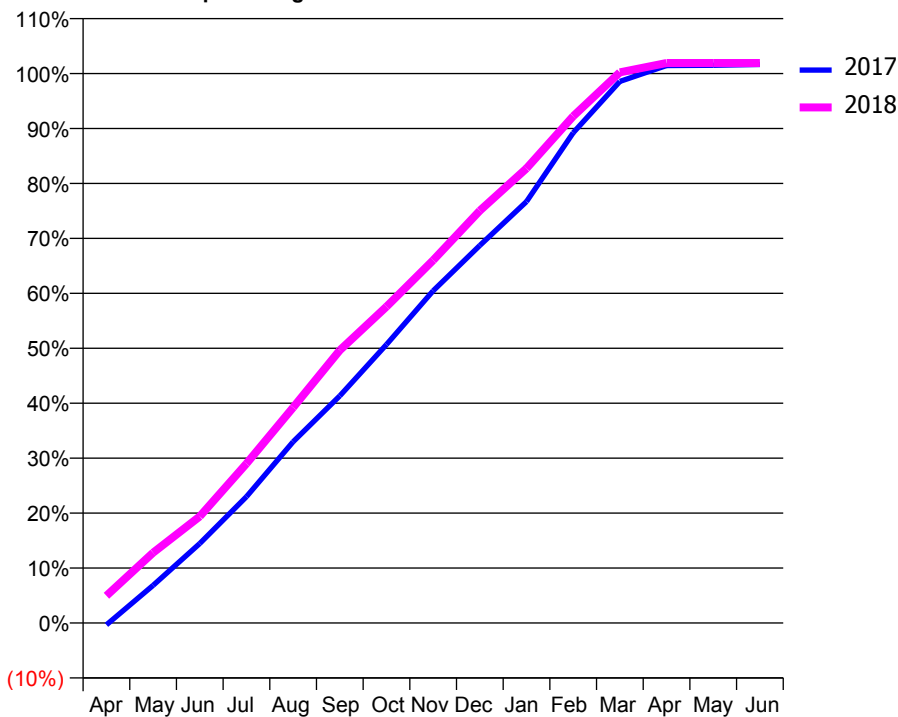
ACCESS*

Patients seen in 24 months	Total	Change since previous quarter
Quarter ending March 2017	7,357	
Quarter ending June 2017	7,472	→
Quarter ending September 2017	7,742	↑
Quarter ending December 2017	7,979	↑
Quarter ending March 2018	7,982	→
Variance since March 2017	8.5%	↑



ACTIVITY

Cumulative percentage of contracted UDA delivered 2017 & 2018



Month	Adjusted Scheduled Activity (UDA)	
	2017	2018
April	-78	1,225
May	1,554	3,157
June	3,284	4,787
July	5,214	7,158
August	7,481	9,680
September	9,370	12,247
October	11,488	14,205
November	13,704	16,286
December	15,579	18,512
January	17,388	20,412
February	20,226	22,755
March	22,344	24,721
April	22,998	25,141
May	23,013	25,140
June	23,042	25,142

QUALITY

	Quantity	Base Number	Contract	AT	Region	England
% of FP17s for the same patient ID Re-attending within 3 months - Children	129	2,706	4.8%	11.7%	11.5%	11.9%
% of FP17s for the same patient ID Re-attending within 3 months - Adults	1,004	9,059	11.1%	16.6%	15.9%	16.0%
% of FP17s for the same patient ID Re-attending between 3 & 9 months - Children	1,770	2,706	65.4%	55.4%	60.6%	58.3%
% of FP17s for the same patient ID Re-attending between 3 & 9 months - Adults	5,839	9,059	64.5%	48.4%	51.6%	50.3%
% of FP17s for Band 1 Urgent Courses	592	11,671	5.1%	10.5%	9.5%	9.1%
% of FP17s Relating to Free Repair or Replacements	78	11,671	0.7%	0.6%	0.7%	0.8%
% of FP17s Relating to Continuations	45	11,671	0.4%	0.8%	1.0%	1.0%
% of Patients satisfied with the dentistry they have received	22	23	95.7%	91.2%	92.0%	91.5%
% of Patients satisfied with the time they had to wait for an appointment	23	23	100.0%	87.2%	88.1%	87.9%

* This is based on patients treated on this contract for their most recent course of treatment. Figures in italics indicate the base number of FP17s or Patient Questionnaire responses are less than 100. N/A is shown where the base number of responses is less than 10 during the period. % is calculated as Quantity/Base number*100

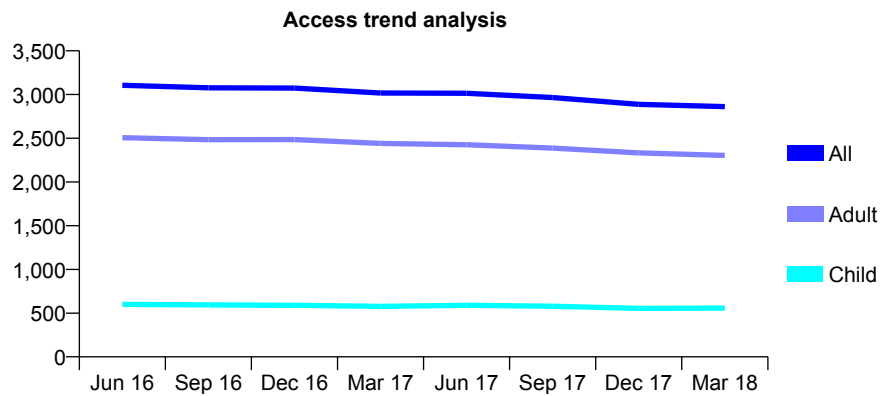
Q67 - Vital Signs At a Glance Contract Report for 573787/0001 - Year end March 2018

Name or company name	MISS DM DALY
Contract type name	GDS Contract
Purpose of contract	General
Contract start date	01/04/2006
Contract end date	

17/18 Contracted general activity (UDA)	7,808
Carry forward general activity (UDA)	24
17/18 Contracted orthodontic activity (UOA)	0
Carry forward orthodontic activity (UOA)	0
Baseline contract value	£193,085.05

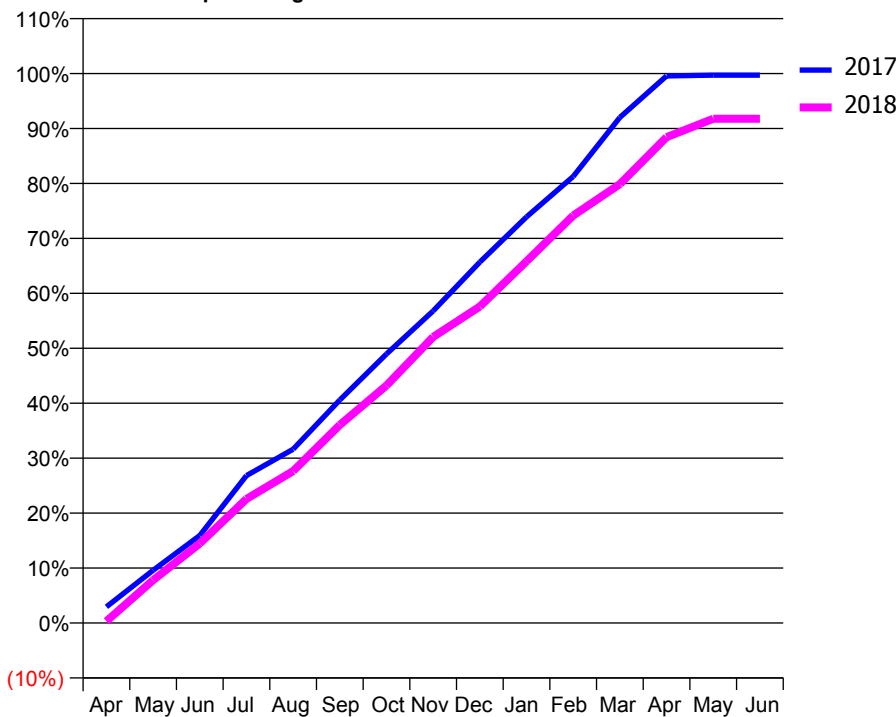
ACCESS*

Patients seen in 24 months	Total	Change since previous quarter
Quarter ending March 2017	3,018	
Quarter ending June 2017	3,014	→
Quarter ending September 2017	2,966	↓
Quarter ending December 2017	2,887	↓
Quarter ending March 2018	2,862	→
Variance since March 2017	(5.2%)	↓



ACTIVITY

Cumulative percentage of contracted UDA delivered 2017 & 2018



Month	Adjusted Scheduled Activity (UDA)	
	2017	2018
April	230	25
May	749	608
June	1,245	1,130
July	2,094	1,762
August	2,470	2,159
September	3,168	2,815
October	3,823	3,375
November	4,435	4,066
December	5,127	4,497
January	5,770	5,139
February	6,345	5,790
March	7,184	6,237
April	7,774	6,903
May	7,784	7,166
June	7,784	7,166

QUALITY

	Quantity	Base Number	Contract	AT	Region	England
% of FP17s for the same patient ID Re-attending within 3 months - Children	40	764	5.2%	11.7%	11.5%	11.9%
% of FP17s for the same patient ID Re-attending within 3 months - Adults	320	2,911	11.0%	16.6%	15.9%	16.0%
% of FP17s for the same patient ID Re-attending between 3 & 9 months - Children	489	764	64.0%	55.4%	60.6%	58.3%
% of FP17s for the same patient ID Re-attending between 3 & 9 months - Adults	1,423	2,911	48.9%	48.4%	51.6%	50.3%
% of FP17s for Band 1 Urgent Courses	211	3,759	5.6%	10.5%	9.5%	9.1%
% of FP17s Relating to Free Repair or Replacements	12	3,759	0.3%	0.6%	0.7%	0.8%
% of FP17s Relating to Continuations	29	3,759	0.8%	0.8%	1.0%	1.0%
% of Patients satisfied with the dentistry they have received	7	9	N/A	91.2%	92.0%	91.5%
% of Patients satisfied with the time they had to wait for an appointment	9	9	N/A	87.2%	88.1%	87.9%

* This is based on patients treated on this contract for their most recent course of treatment. Figures in italics indicate the base number of FP17s or Patient Questionnaire responses are less than 100. N/A is shown where the base number of responses is less than 10 during the period. % is calculated as Quantity/Base number*100

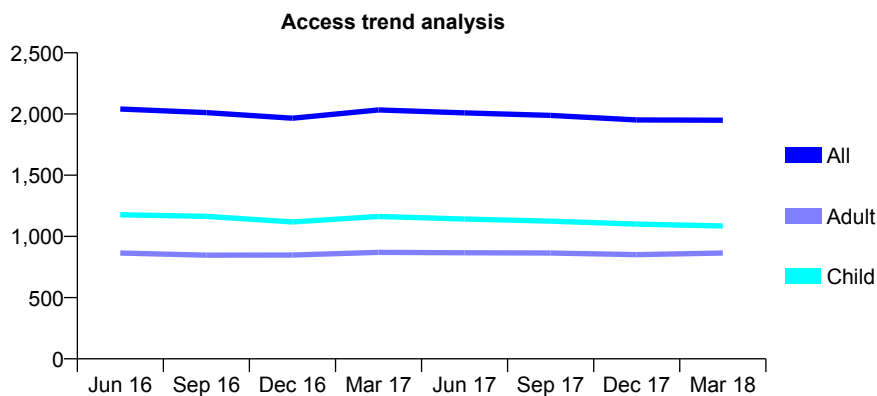
Q67 - Vital Signs At a Glance Contract Report for 574376/0001 - Year end March 2018

Name or company name	MR EM CAMPBELL
Contract type name	GDS Contract
Purpose of contract	General
Contract start date	01/12/2013
Contract end date	

17/18 Contracted general activity (UDA)	4,400
Carry forward general activity (UDA)	0
17/18 Contracted orthodontic activity (UOA)	0
Carry forward orthodontic activity (UOA)	0
Baseline contract value	£106,985.28

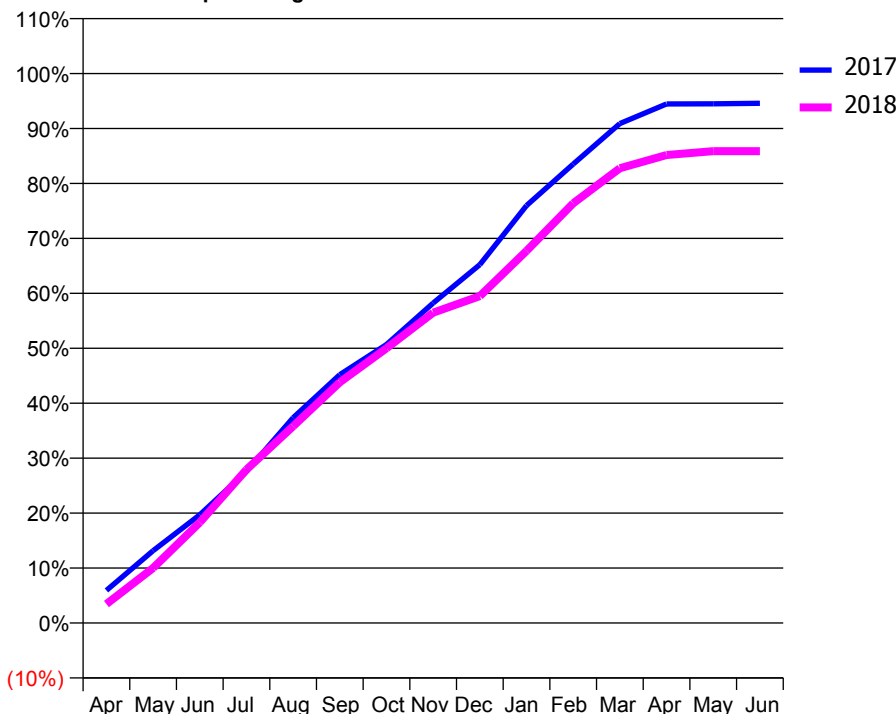
ACCESS*

Patients seen in 24 months	Total	Change since previous quarter
Quarter ending March 2017	2,033	
Quarter ending June 2017	2,009	↓
Quarter ending September 2017	1,989	→
Quarter ending December 2017	1,952	↓
Quarter ending March 2018	1,949	→
Variance since March 2017	(4.1%)	↓



ACTIVITY

Cumulative percentage of contracted UDA delivered 2017 & 2018



Adjusted Scheduled Activity (UDA)		
Month	2017	2018
April	261	152
May	579	440
June	866	805
July	1,214	1,229
August	1,644	1,576
September	1,989	1,928
October	2,230	2,200
November	2,562	2,485
December	2,870	2,617
January	3,343	2,979
February	3,675	3,361
March	3,999	3,642
April	4,156	3,748
May	4,157	3,778
June	4,161	3,778

QUALITY

	Quantity	Base Number	Contract	AT	Region	England
% of FP17s for the same patient ID Re-attending within 3 months - Children	66	1,516	4.4%	11.7%	11.5%	11.9%
% of FP17s for the same patient ID Re-attending within 3 months - Adults	125	1,100	11.4%	16.6%	15.9%	16.0%
% of FP17s for the same patient ID Re-attending between 3 & 9 months - Children	861	1,516	56.8%	55.4%	60.6%	58.3%
% of FP17s for the same patient ID Re-attending between 3 & 9 months - Adults	602	1,100	54.7%	48.4%	51.6%	50.3%
% of FP17s for Band 1 Urgent Courses	8	2,621	0.3%	10.5%	9.5%	9.1%
% of FP17s Relating to Free Repair or Replacements	0	2,621	0.0%	0.6%	0.7%	0.8%
% of FP17s Relating to Continuations	11	2,621	0.4%	0.8%	1.0%	1.0%
% of Patients satisfied with the dentistry they have received	4	4	N/A	91.2%	92.0%	91.5%
% of Patients satisfied with the time they had to wait for an appointment	4	4	N/A	87.2%	88.1%	87.9%

* This is based on patients treated on this contract for their most recent course of treatment. Figures in italics indicate the base number of FP17s or Patient Questionnaire responses are less than 100. N/A is shown where the base number of responses is less than 10 during the period. % is calculated as Quantity/Base number*100

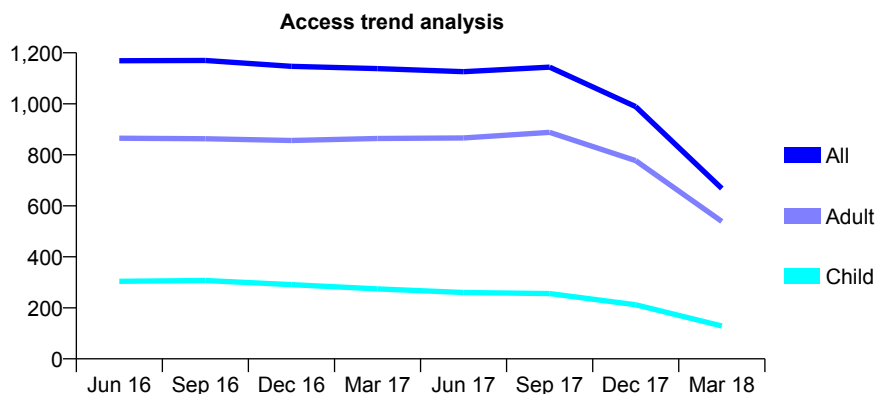
Q67 - Vital Signs At a Glance Contract Report for 613584/0001 - Year end March 2018

Name or company name	MR M MITIC
Contract type name	GDS Contract
Purpose of contract	General
Contract start date	04/10/2007
Contract end date	31/01/2018

17/18 Contracted general activity (UDA)	5,000
Carry forward general activity (UDA)	139
17/18 Contracted orthodontic activity (UOA)	0
Carry forward orthodontic activity (UOA)	0
Baseline contract value	£121,558.20

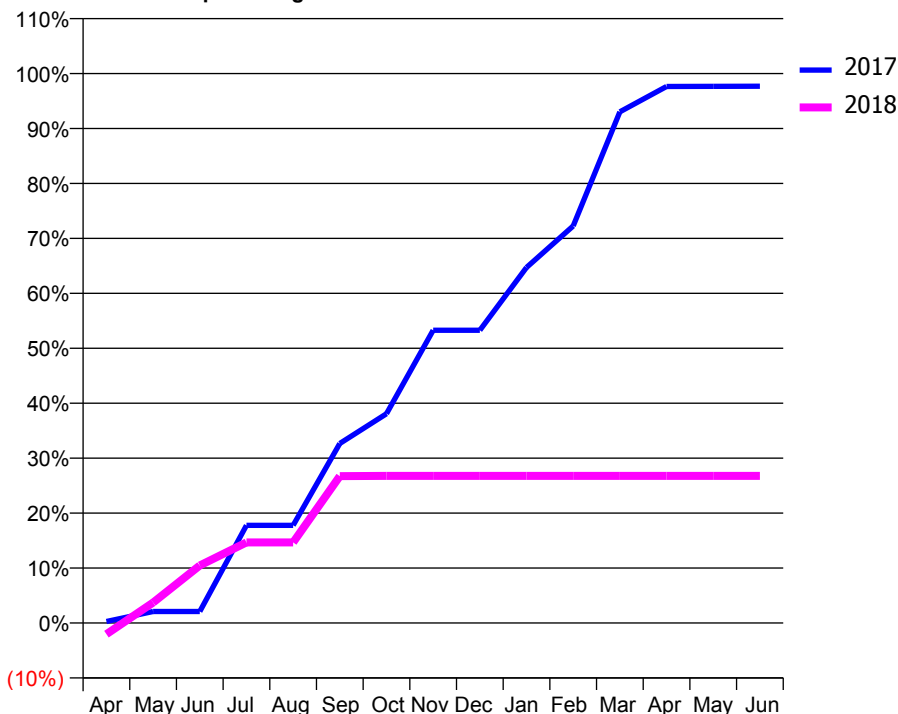
ACCESS*

Patients seen in 24 months	Total	Change since previous quarter
Quarter ending March 2017	1,138	
Quarter ending June 2017	1,126	↓
Quarter ending September 2017	1,144	→
Quarter ending December 2017	989	↓
Quarter ending March 2018	668	↓
Variance since March 2017	(41.3%)	↓



ACTIVITY

Cumulative percentage of contracted UDA delivered 2017 & 2018



Adjusted Scheduled Activity (UDA)

Month	2017	2018
April	17	-103
May	126	187
June	126	524
July	1,067	734
August	1,067	734
September	1,961	1,336
October	2,286	1,339
November	3,196	1,339
December	3,196	1,339
January	3,883	1,339
February	4,335	1,339
March	5,581	1,339
April	5,859	1,339
May	5,860	1,339
June	5,861	1,339

QUALITY

	Quantity	Base Number	Contract	AT	Region	England
% of FP17s for the same patient ID Re-attending within 3 months - Children	1	137	0.7%	11.7%	11.5%	11.9%
% of FP17s for the same patient ID Re-attending within 3 months - Adults	25	431	5.8%	16.6%	15.9%	16.0%
% of FP17s for the same patient ID Re-attending between 3 & 9 months - Children	89	137	65.0%	55.4%	60.6%	58.3%
% of FP17s for the same patient ID Re-attending between 3 & 9 months - Adults	206	431	47.8%	48.4%	51.6%	50.3%
% of FP17s for Band 1 Urgent Courses	5	542	0.9%	10.5%	9.5%	9.1%
% of FP17s Relating to Free Repair or Replacements	0	542	0.0%	0.6%	0.7%	0.8%
% of FP17s Relating to Continuations	0	542	0.0%	0.8%	1.0%	1.0%
% of Patients satisfied with the dentistry they have received	1	2	N/A	91.2%	92.0%	91.5%
% of Patients satisfied with the time they had to wait for an appointment	2	2	N/A	87.2%	88.1%	87.9%

* This is based on patients treated on this contract for their most recent course of treatment. Figures in italics indicate the base number of FP17s or Patient Questionnaire responses are less than 100. N/A is shown where the base number of responses is less than 10 during the period. % is calculated as Quantity/Base number*100

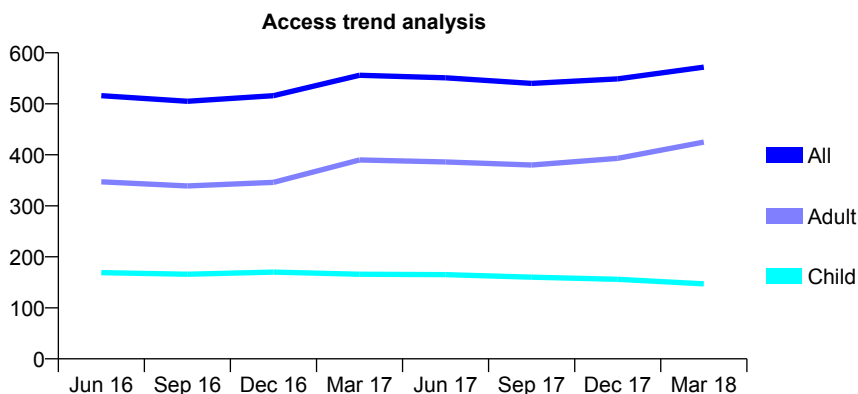
Q67 - Vital Signs At a Glance Contract Report for 629871/0003 - Year end March 2018

Name or company name	Browne, Laurens & Myint Dental Partnershi
Contract type name	GDS Contract
Purpose of contract	General
Contract start date	01/09/2013
Contract end date	

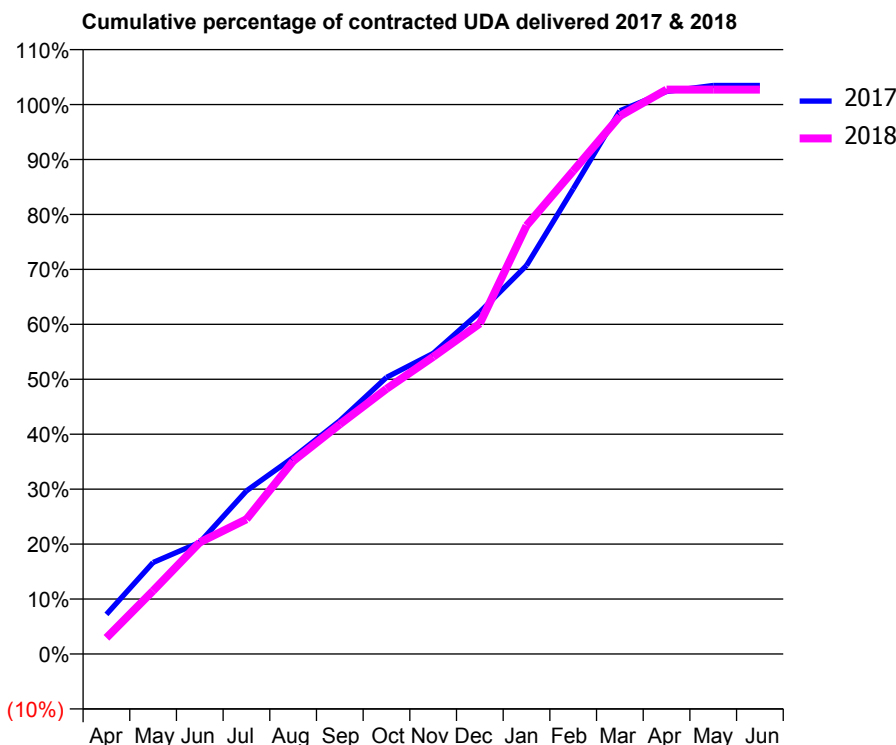
17/18 Contracted general activity (UDA)	1,765
Carry forward general activity (UDA)	-36
17/18 Contracted orthodontic activity (UOA)	0
Carry forward orthodontic activity (UOA)	0
Baseline contract value	£50,411.31

ACCESS*

Patients seen in 24 months	Total	Change since previous quarter
Quarter ending March 2017	556	
Quarter ending June 2017	551	→
Quarter ending September 2017	540	↓
Quarter ending December 2017	549	→
Quarter ending March 2018	572	↑
Variance since March 2017	2.9%	↑



ACTIVITY



Month	Adjusted Scheduled Activity (UDA)	
	2017	2018
April	128	52
May	294	203
June	359	359
July	524	433
August	631	619
September	749	738
October	889	852
November	966	955
December	1,099	1,062
January	1,248	1,376
February	1,494	1,552
March	1,745	1,728
April	1,807	1,813
May	1,826	1,813
June	1,826	1,813

QUALITY

	Quantity	Base Number	Contract	AT	Region	England
% of FP17s for the same patient ID Re-attending within 3 months - Children	8	255	3.1%	11.7%	11.5%	11.9%
% of FP17s for the same patient ID Re-attending within 3 months - Adults	44	493	8.9%	16.6%	15.9%	16.0%
% of FP17s for the same patient ID Re-attending between 3 & 9 months - Children	200	255	78.4%	55.4%	60.6%	58.3%
% of FP17s for the same patient ID Re-attending between 3 & 9 months - Adults	238	493	48.3%	48.4%	51.6%	50.3%
% of FP17s for Band 1 Urgent Courses	36	746	4.8%	10.5%	9.5%	9.1%
% of FP17s Relating to Free Repair or Replacements	13	746	1.7%	0.6%	0.7%	0.8%
% of FP17s Relating to Continuations	0	746	0.0%	0.8%	1.0%	1.0%
% of Patients satisfied with the dentistry they have received	2	2	N/A	91.2%	92.0%	91.5%
% of Patients satisfied with the time they had to wait for an appointment	2	2	N/A	87.2%	88.1%	87.9%

* This is based on patients treated on this contract for their most recent course of treatment. Figures in italics indicate the base number of FP17s or Patient Questionnaire responses are less than 100. N/A is shown where the base number of responses is less than 10 during the period. % is calculated as Quantity/Base number*100

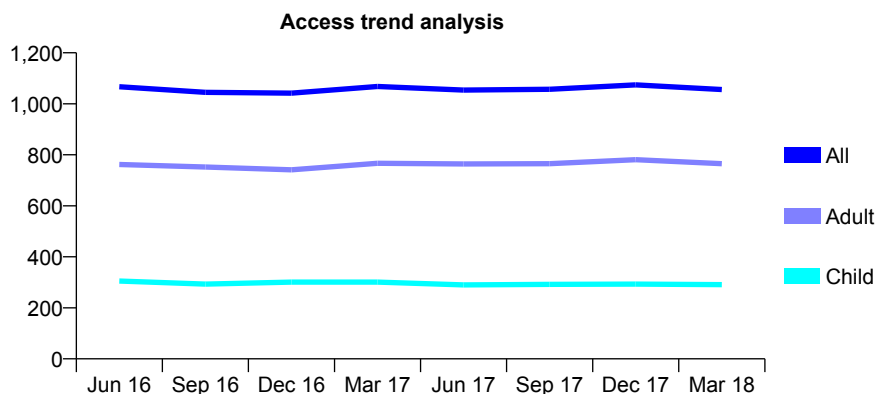
Q67 - Vital Signs At a Glance Contract Report for 630047/0001 - Year end March 2018

Name or company name	MISS JH FORRYAN
Contract type name	GDS Contract
Purpose of contract	General
Contract start date	01/04/2006
Contract end date	

17/18 Contracted general activity (UDA)	2,376
Carry forward general activity (UDA)	-10
17/18 Contracted orthodontic activity (UOA)	0
Carry forward orthodontic activity (UOA)	0
Baseline contract value	£53,410.21

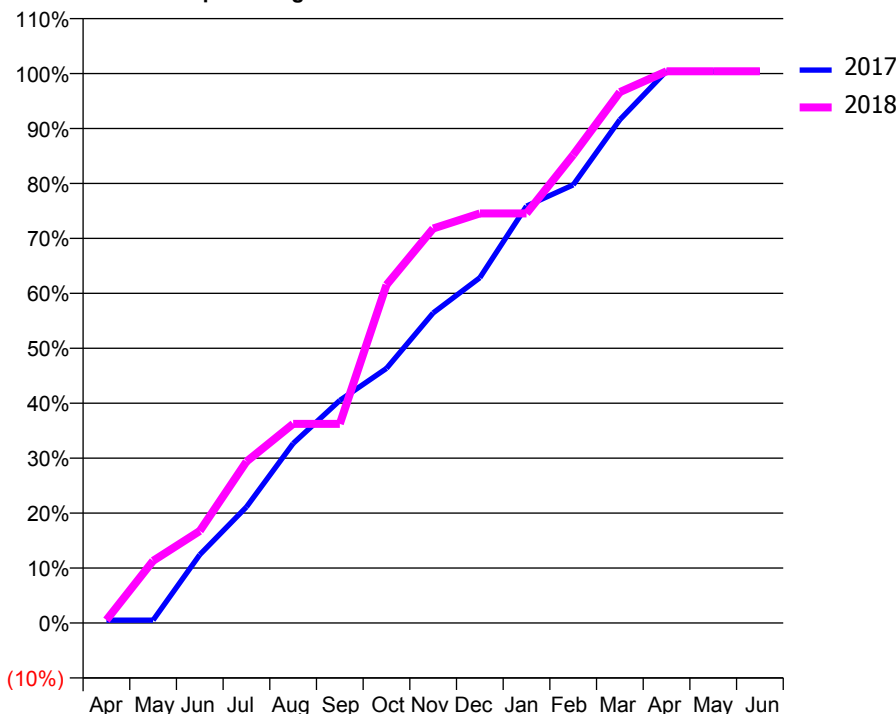
ACCESS*

Patients seen in 24 months	Total	Change since previous quarter
Quarter ending March 2017	1,068	
Quarter ending June 2017	1,054	↓
Quarter ending September 2017	1,057	→
Quarter ending December 2017	1,074	→
Quarter ending March 2018	1,056	↓
Variance since March 2017	(1.1%)	↓



ACTIVITY

Cumulative percentage of contracted UDA delivered 2017 & 2018



Month	Adjusted Scheduled Activity (UDA)	
	2017	2018
April	12	13
May	12	269
June	296	398
July	502	698
August	777	861
September	963	861
October	1,101	1,462
November	1,341	1,706
December	1,493	1,771
January	1,802	1,771
February	1,894	2,024
March	2,176	2,296
April	2,387	2,386
May	2,386	2,386
June	2,386	2,386

QUALITY

	Quantity	Base Number	Contract	AT	Region	England
% of FP17s for the same patient ID Re-attending within 3 months - Children	15	422	3.6%	11.7%	11.5%	11.9%
% of FP17s for the same patient ID Re-attending within 3 months - Adults	56	751	7.5%	16.6%	15.9%	16.0%
% of FP17s for the same patient ID Re-attending between 3 & 9 months - Children	244	422	57.8%	55.4%	60.6%	58.3%
% of FP17s for the same patient ID Re-attending between 3 & 9 months - Adults	254	751	33.8%	48.4%	51.6%	50.3%
% of FP17s for Band 1 Urgent Courses	49	1,125	4.4%	10.5%	9.5%	9.1%
% of FP17s Relating to Free Repair or Replacements	0	1,125	0.0%	0.6%	0.7%	0.8%
% of FP17s Relating to Continuations	5	1,125	0.4%	0.8%	1.0%	1.0%
% of Patients satisfied with the dentistry they have received	1	1	N/A	91.2%	92.0%	91.5%
% of Patients satisfied with the time they had to wait for an appointment	1	1	N/A	87.2%	88.1%	87.9%

* This is based on patients treated on this contract for their most recent course of treatment. Figures in italics indicate the base number of FP17s or Patient Questionnaire responses are less than 100. N/A is shown where the base number of responses is less than 10 during the period. % is calculated as Quantity/Base number*100

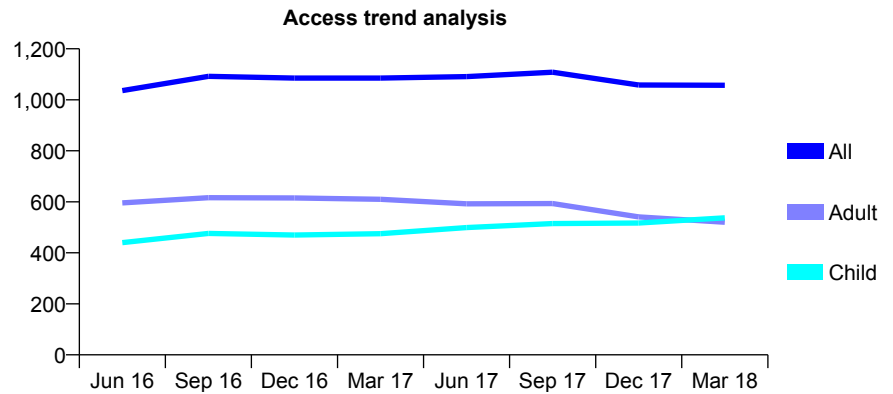
Q67 - Vital Signs At a Glance Contract Report for 636576/0001 - Year end March 2018

Name or company name	Dr F Brummitt, Mr D Patel and Mr B Patel
Contract type name	GDS Contract
Purpose of contract	General
Contract start date	01/04/2006
Contract end date	

17/18 Contracted general activity (UDA)	2,500
Carry forward general activity (UDA)	-50
17/18 Contracted orthodontic activity (UOA)	0
Carry forward orthodontic activity (UOA)	0
Baseline contract value	£62,225.39

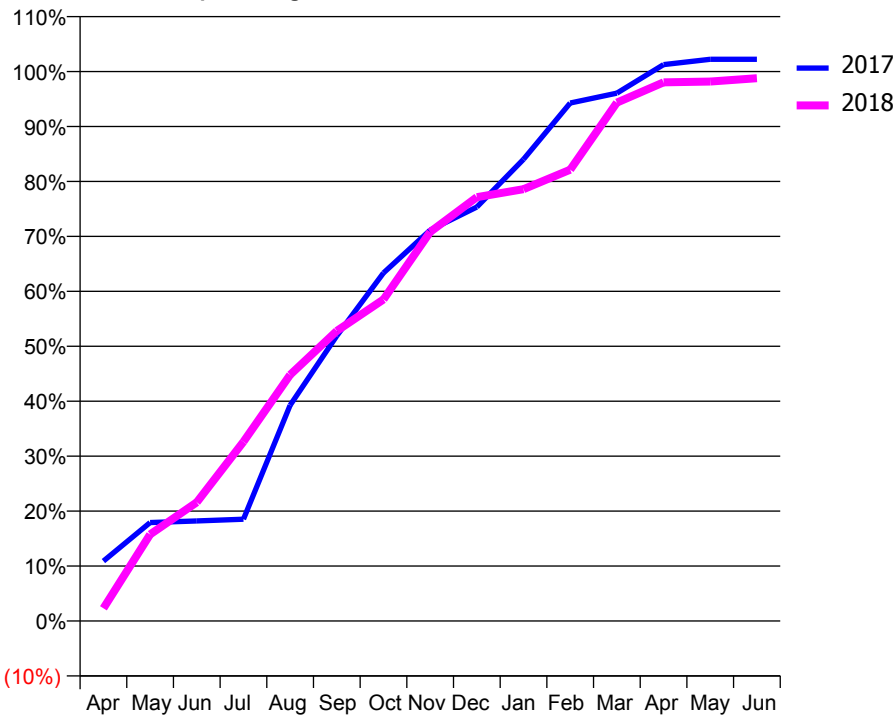
ACCESS*

Patients seen in 24 months	Total	Change since previous quarter
Quarter ending March 2017	1,085	
Quarter ending June 2017	1,091	→
Quarter ending September 2017	1,108	→
Quarter ending December 2017	1,058	↓
Quarter ending March 2018	1,057	→
Variance since March 2017	(2.6%)	↓



ACTIVITY

Cumulative percentage of contracted UDA delivered 2017 & 2018



Month	Adjusted Scheduled Activity (UDA)	
	2017	2018
April	273	58
May	448	394
June	455	540
July	463	816
August	982	1,120
September	1,298	1,320
October	1,584	1,463
November	1,778	1,770
December	1,884	1,928
January	2,100	1,965
February	2,356	2,053
March	2,402	2,358
April	2,532	2,450
May	2,556	2,454
June	2,556	2,470

QUALITY

	Quantity	Base Number	Contract	AT	Region	England
% of FP17s for the same patient ID Re-attending within 3 months - Children	47	762	6.2%	11.7%	11.5%	11.9%
% of FP17s for the same patient ID Re-attending within 3 months - Adults	53	543	9.8%	16.6%	15.9%	16.0%
% of FP17s for the same patient ID Re-attending between 3 & 9 months - Children	430	762	56.4%	55.4%	60.6%	58.3%
% of FP17s for the same patient ID Re-attending between 3 & 9 months - Adults	270	543	49.7%	48.4%	51.6%	50.3%
% of FP17s for Band 1 Urgent Courses	61	1,291	4.7%	10.5%	9.5%	9.1%
% of FP17s Relating to Free Repair or Replacements	0	1,291	0.0%	0.6%	0.7%	0.8%
% of FP17s Relating to Continuations	2	1,291	0.2%	0.8%	1.0%	1.0%
% of Patients satisfied with the dentistry they have received	2	2	N/A	91.2%	92.0%	91.5%
% of Patients satisfied with the time they had to wait for an appointment	2	2	N/A	87.2%	88.1%	87.9%

* This is based on patients treated on this contract for their most recent course of treatment. Figures in italics indicate the base number of FP17s or Patient Questionnaire responses are less than 100. N/A is shown where the base number of responses is less than 10 during the period. % is calculated as Quantity/Base number*100

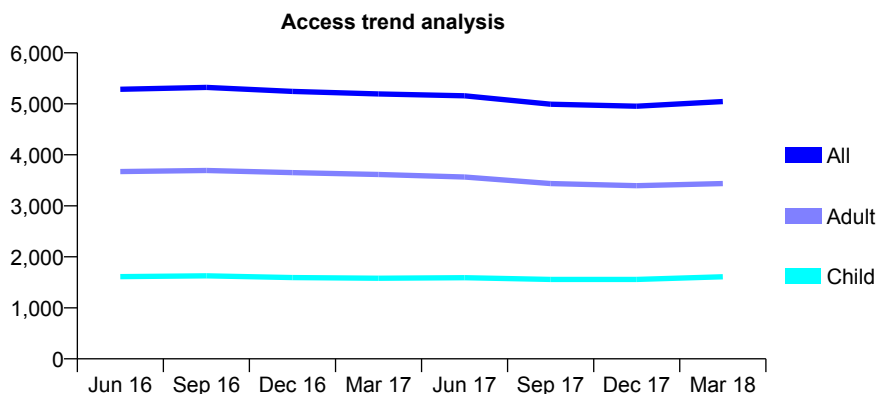
Q67 - Vital Signs At a Glance Contract Report for 638323/0001 - Year end March 2018

Name or company name	MR SS PHOTAY
Contract type name	GDS Contract
Purpose of contract	General
Contract start date	01/04/2006
Contract end date	

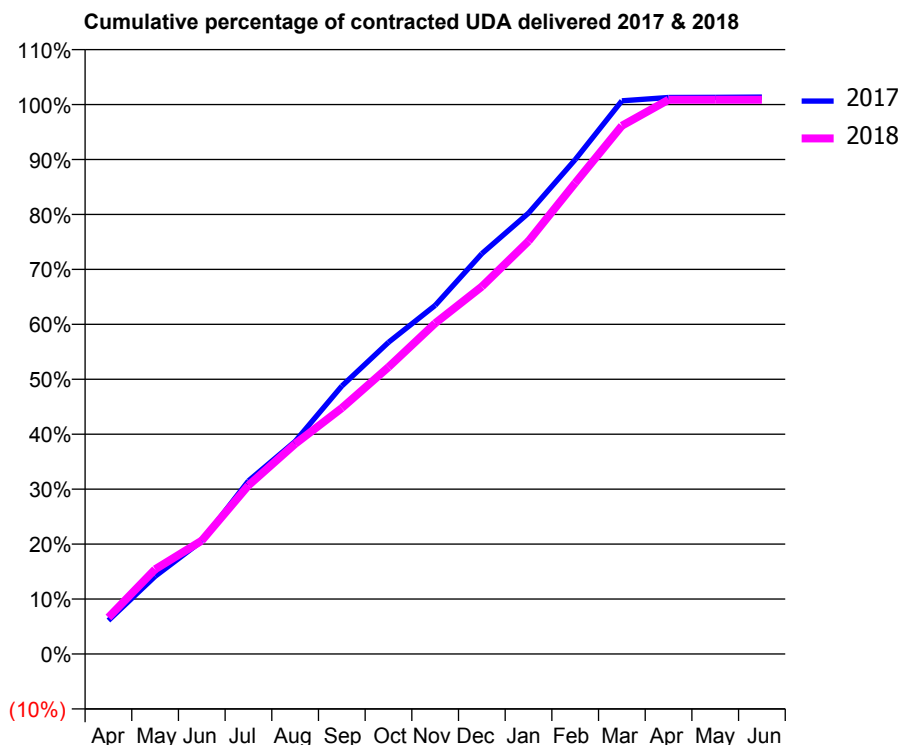
17/18 Contracted general activity (UDA)	12,702
Carry forward general activity (UDA)	-172
17/18 Contracted orthodontic activity (UOA)	0
Carry forward orthodontic activity (UOA)	0
Baseline contract value	£314,109.40

ACCESS*

Patients seen in 24 months	Total	Change since previous quarter
Quarter ending March 2017	5,194	
Quarter ending June 2017	5,158	→
Quarter ending September 2017	4,993	↓
Quarter ending December 2017	4,954	→
Quarter ending March 2018	5,045	→
Variance since March 2017	(2.9%)	↓



ACTIVITY



Month	Adjusted Scheduled Activity (UDA)	
	2017	2018
April	776	847
May	1,795	1,957
June	2,614	2,620
July	4,003	3,899
August	4,915	4,857
September	6,195	5,685
October	7,206	6,631
November	8,059	7,645
December	9,256	8,493
January	10,191	9,545
February	11,429	10,890
March	12,788	12,211
April	12,864	12,811
May	12,867	12,813
June	12,873	12,813

QUALITY

	Quantity	Base Number	Contract	AT	Region	England
% of FP17s for the same patient ID Re-attending within 3 months - Children	141	1,723	8.2%	11.7%	11.5%	11.9%
% of FP17s for the same patient ID Re-attending within 3 months - Adults	510	3,380	15.1%	16.6%	15.9%	16.0%
% of FP17s for the same patient ID Re-attending between 3 & 9 months - Children	527	1,723	30.6%	55.4%	60.6%	58.3%
% of FP17s for the same patient ID Re-attending between 3 & 9 months - Adults	981	3,380	29.0%	48.4%	51.6%	50.3%
% of FP17s for Band 1 Urgent Courses	495	5,356	9.2%	10.5%	9.5%	9.1%
% of FP17s Relating to Free Repair or Replacements	61	5,356	1.1%	0.6%	0.7%	0.8%
% of FP17s Relating to Continuations	125	5,356	2.3%	0.8%	1.0%	1.0%
% of Patients satisfied with the dentistry they have received	9	9	N/A	91.2%	92.0%	91.5%
% of Patients satisfied with the time they had to wait for an appointment	8	9	N/A	87.2%	88.1%	87.9%

* This is based on patients treated on this contract for their most recent course of treatment. Figures in italics indicate the base number of FP17s or Patient Questionnaire responses are less than 100. N/A is shown where the base number of responses is less than 10 during the period. % is calculated as Quantity/Base number*100

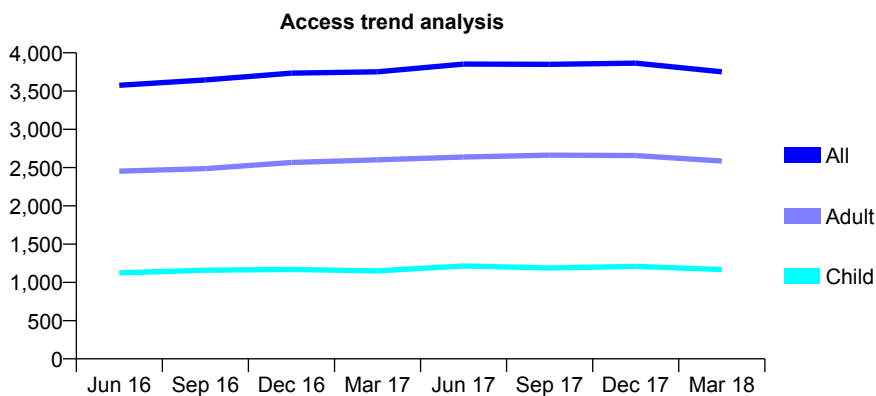
Q67 - Vital Signs At a Glance Contract Report for 638323/0002 - Year end March 2018

Name or company name	MR SS PHOTAY
Contract type name	GDS Contract
Purpose of contract	General
Contract start date	01/04/2006
Contract end date	

17/18 Contracted general activity (UDA)	10,254
Carry forward general activity (UDA)	-18
17/18 Contracted orthodontic activity (UOA)	0
Carry forward orthodontic activity (UOA)	0
Baseline contract value	£253,572.48

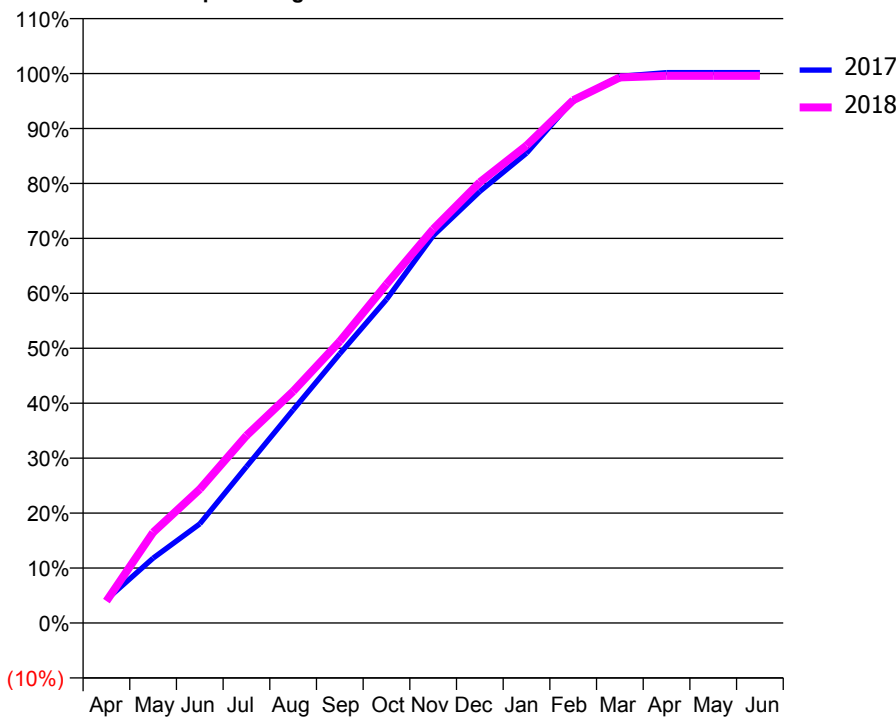
ACCESS*

Patients seen in 24 months	Total	Change since previous quarter
Quarter ending March 2017	3,752	
Quarter ending June 2017	3,852	↑
Quarter ending September 2017	3,850	→
Quarter ending December 2017	3,865	→
Quarter ending March 2018	3,752	↓
Variance since March 2017	0.0%	→



ACTIVITY

Cumulative percentage of contracted UDA delivered 2017 & 2018



Adjusted Scheduled Activity (UDA)

Month	2017	2018
April	437	410
May	1,210	1,691
June	1,849	2,497
July	2,918	3,498
August	3,978	4,324
September	5,026	5,256
October	6,037	6,322
November	7,226	7,350
December	8,053	8,225
January	8,768	8,908
February	9,759	9,756
March	10,200	10,180
April	10,271	10,210
May	10,271	10,210
June	10,272	10,210

QUALITY

	Quantity	Base Number	Contract	AT	Region	England
% of FP17s for the same patient ID Re-attending within 3 months - Children	104	1,327	7.8%	11.7%	11.5%	11.9%
% of FP17s for the same patient ID Re-attending within 3 months - Adults	556	2,948	18.9%	16.6%	15.9%	16.0%
% of FP17s for the same patient ID Re-attending between 3 & 9 months - Children	467	1,327	35.2%	55.4%	60.6%	58.3%
% of FP17s for the same patient ID Re-attending between 3 & 9 months - Adults	927	2,948	31.4%	48.4%	51.6%	50.3%
% of FP17s for Band 1 Urgent Courses	777	4,263	18.2%	10.5%	9.5%	9.1%
% of FP17s Relating to Free Repair or Replacements	45	4,263	1.1%	0.6%	0.7%	0.8%
% of FP17s Relating to Continuations	62	4,263	1.5%	0.8%	1.0%	1.0%
% of Patients satisfied with the dentistry they have received	5	5	N/A	91.2%	92.0%	91.5%
% of Patients satisfied with the time they had to wait for an appointment	3	5	N/A	87.2%	88.1%	87.9%

* This is based on patients treated on this contract for their most recent course of treatment. Figures in italics indicate the base number of FP17s or Patient Questionnaire responses are less than 100. N/A is shown where the base number of responses is less than 10 during the period. % is calculated as Quantity/Base number*100

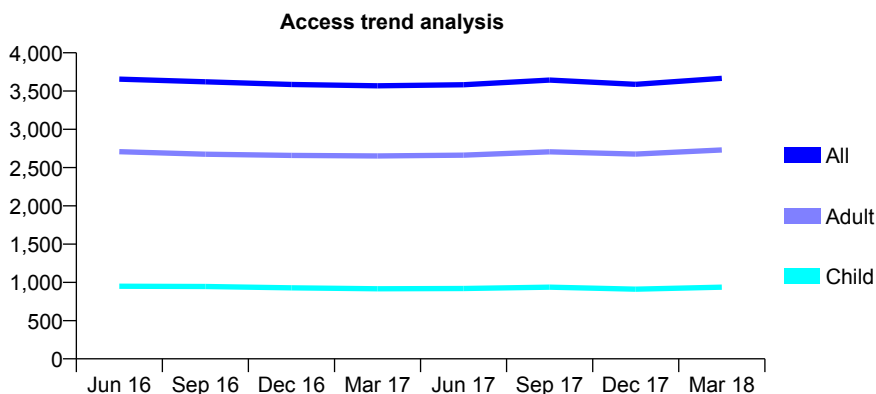
Q67 - Vital Signs At a Glance Contract Report for 638323/0003 - Year end March 2018

Name or company name	MR SS PHOTAY
Contract type name	GDS Contract
Purpose of contract	General
Contract start date	01/04/2006
Contract end date	

17/18 Contracted general activity (UDA)	9,000
Carry forward general activity (UDA)	-180
17/18 Contracted orthodontic activity (UOA)	0
Carry forward orthodontic activity (UOA)	0
Baseline contract value	£222,562.17

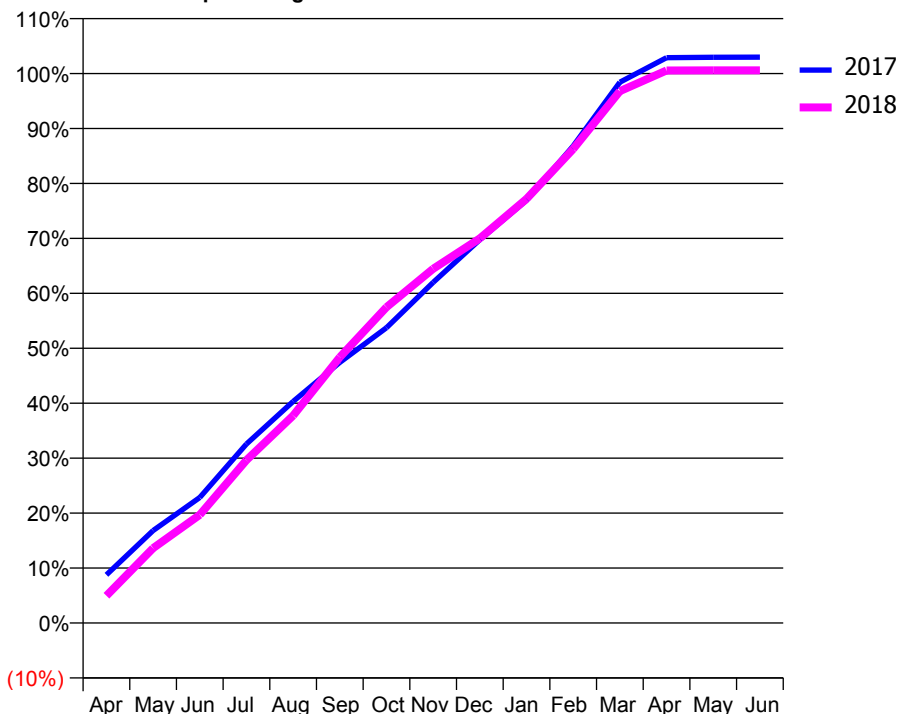
ACCESS*

Patients seen in 24 months	Total	Change since previous quarter
Quarter ending March 2017	3,568	
Quarter ending June 2017	3,583	→
Quarter ending September 2017	3,643	→
Quarter ending December 2017	3,588	↓
Quarter ending March 2018	3,666	↑
Variance since March 2017	2.7%	↑



ACTIVITY

Cumulative percentage of contracted UDA delivered 2017 & 2018



Month	Adjusted Scheduled Activity (UDA)	
	2017	2018
April	789	447
May	1,515	1,226
June	2,056	1,772
July	2,932	2,669
August	3,628	3,397
September	4,268	4,353
October	4,837	5,173
November	5,579	5,803
December	6,278	6,300
January	6,924	6,946
February	7,813	7,763
March	8,858	8,712
April	9,260	9,050
May	9,267	9,051
June	9,268	9,052

QUALITY

	Quantity	Base Number	Contract	AT	Region	England
% of FP17s for the same patient ID Re-attending within 3 months - Children	53	1,049	5.1%	11.7%	11.5%	11.9%
% of FP17s for the same patient ID Re-attending within 3 months - Adults	389	3,048	12.8%	16.6%	15.9%	16.0%
% of FP17s for the same patient ID Re-attending between 3 & 9 months - Children	371	1,049	35.4%	55.4%	60.6%	58.3%
% of FP17s for the same patient ID Re-attending between 3 & 9 months - Adults	953	3,048	31.3%	48.4%	51.6%	50.3%
% of FP17s for Band 1 Urgent Courses	400	4,066	9.8%	10.5%	9.5%	9.1%
% of FP17s Relating to Free Repair or Replacements	24	4,066	0.6%	0.6%	0.7%	0.8%
% of FP17s Relating to Continuations	40	4,066	1.0%	0.8%	1.0%	1.0%
% of Patients satisfied with the dentistry they have received	8	8	N/A	91.2%	92.0%	91.5%
% of Patients satisfied with the time they had to wait for an appointment	7	8	N/A	87.2%	88.1%	87.9%

* This is based on patients treated on this contract for their most recent course of treatment. Figures in italics indicate the base number of FP17s or Patient Questionnaire responses are less than 100. N/A is shown where the base number of responses is less than 10 during the period. % is calculated as Quantity/Base number*100

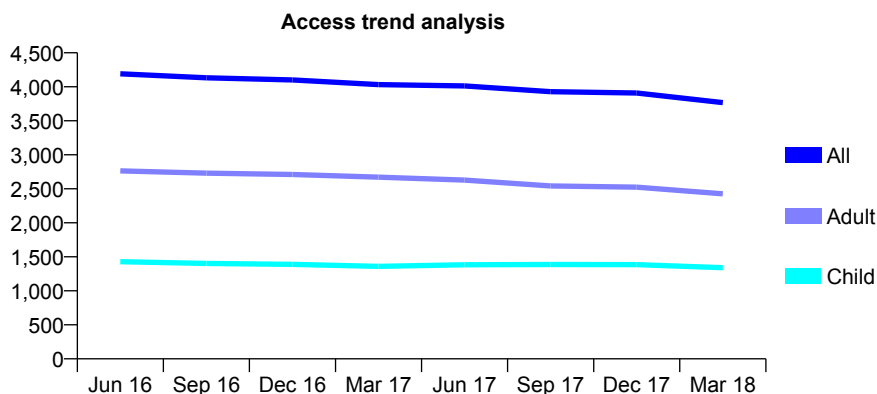
Q67 - Vital Signs At a Glance Contract Report for 638323/0004 - Year end March 2018

Name or company name	MR SS PHOTAY
Contract type name	GDS Contract
Purpose of contract	General
Contract start date	01/04/2006
Contract end date	

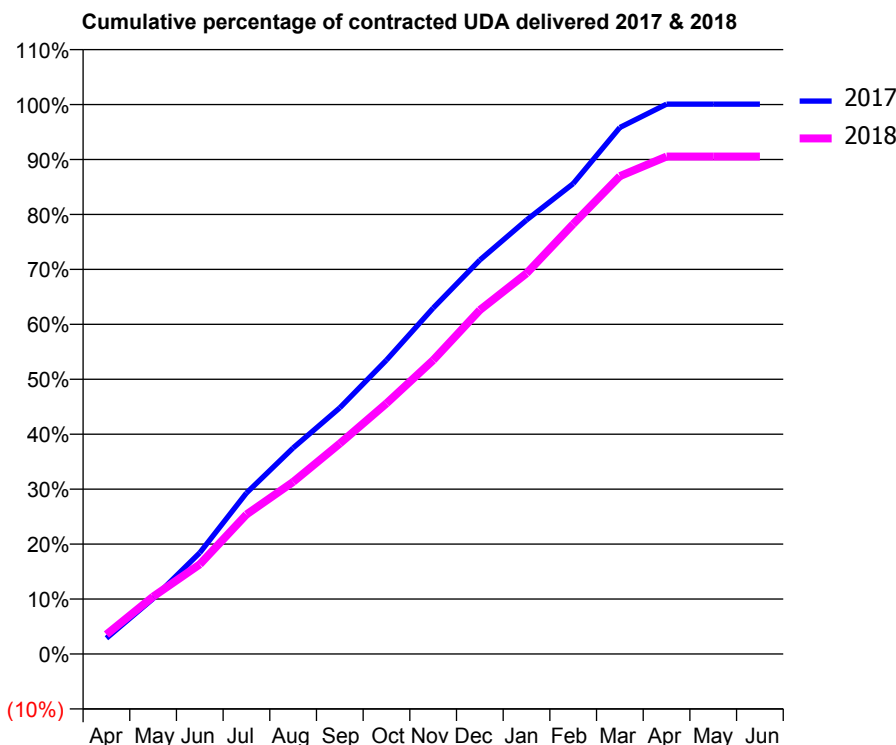
17/18 Contracted general activity (UDA)	10,500
Carry forward general activity (UDA)	-6
17/18 Contracted orthodontic activity (UOA)	0
Carry forward orthodontic activity (UOA)	0
Baseline contract value	£259,655.86

ACCESS*

Patients seen in 24 months	Total	Change since previous quarter
Quarter ending March 2017	4,032	
Quarter ending June 2017	4,013	→
Quarter ending September 2017	3,929	↓
Quarter ending December 2017	3,909	→
Quarter ending March 2018	3,767	↓
Variance since March 2017	(6.6%)	↓



ACTIVITY



Month	Adjusted Scheduled Activity (UDA)	
	2017	2018
April	302	374
May	1,059	1,098
June	1,935	1,715
July	3,076	2,666
August	3,937	3,288
September	4,705	4,023
October	5,617	4,788
November	6,611	5,615
December	7,528	6,572
January	8,292	7,273
February	8,988	8,217
March	10,060	9,131
April	10,506	9,507
May	10,506	9,507
June	10,506	9,507

QUALITY

	Quantity	Base Number	Contract	AT	Region	England
% of FP17s for the same patient ID Re-attending within 3 months - Children	127	1,859	6.8%	11.7%	11.5%	11.9%
% of FP17s for the same patient ID Re-attending within 3 months - Adults	300	2,893	10.4%	16.6%	15.9%	16.0%
% of FP17s for the same patient ID Re-attending between 3 & 9 months - Children	953	1,859	51.3%	55.4%	60.6%	58.3%
% of FP17s for the same patient ID Re-attending between 3 & 9 months - Adults	1,548	2,893	53.5%	48.4%	51.6%	50.3%
% of FP17s for Band 1 Urgent Courses	338	4,724	7.2%	10.5%	9.5%	9.1%
% of FP17s Relating to Free Repair or Replacements	31	4,724	0.7%	0.6%	0.7%	0.8%
% of FP17s Relating to Continuations	41	4,724	0.9%	0.8%	1.0%	1.0%
% of Patients satisfied with the dentistry they have received	2	2	N/A	91.2%	92.0%	91.5%
% of Patients satisfied with the time they had to wait for an appointment	2	2	N/A	87.2%	88.1%	87.9%

* This is based on patients treated on this contract for their most recent course of treatment. Figures in italics indicate the base number of FP17s or Patient Questionnaire responses are less than 100. N/A is shown where the base number of responses is less than 10 during the period. % is calculated as Quantity/Base number*100

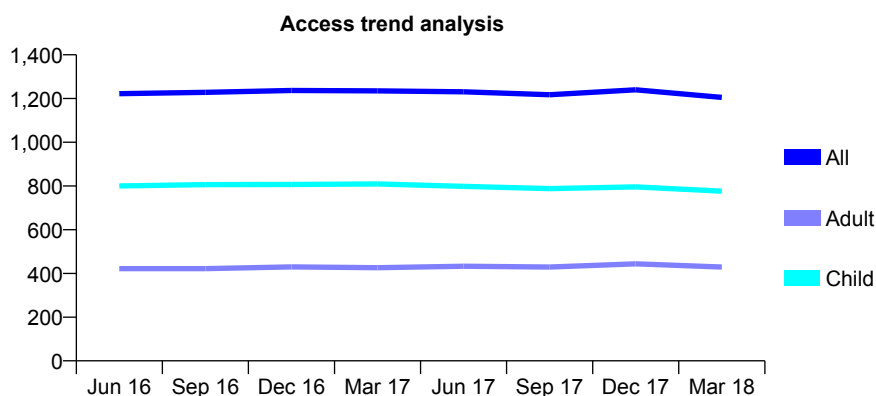
Q67 - Vital Signs At a Glance Contract Report for 639338/0001 - Year end March 2018

Name or company name	MR MR ROBINSON
Contract type name	GDS Contract
Purpose of contract	General
Contract start date	01/04/2006
Contract end date	

17/18 Contracted general activity (UDA)	2,580
Carry forward general activity (UDA)	-52
17/18 Contracted orthodontic activity (UOA)	0
Carry forward orthodontic activity (UOA)	0
Baseline contract value	£63,801.14

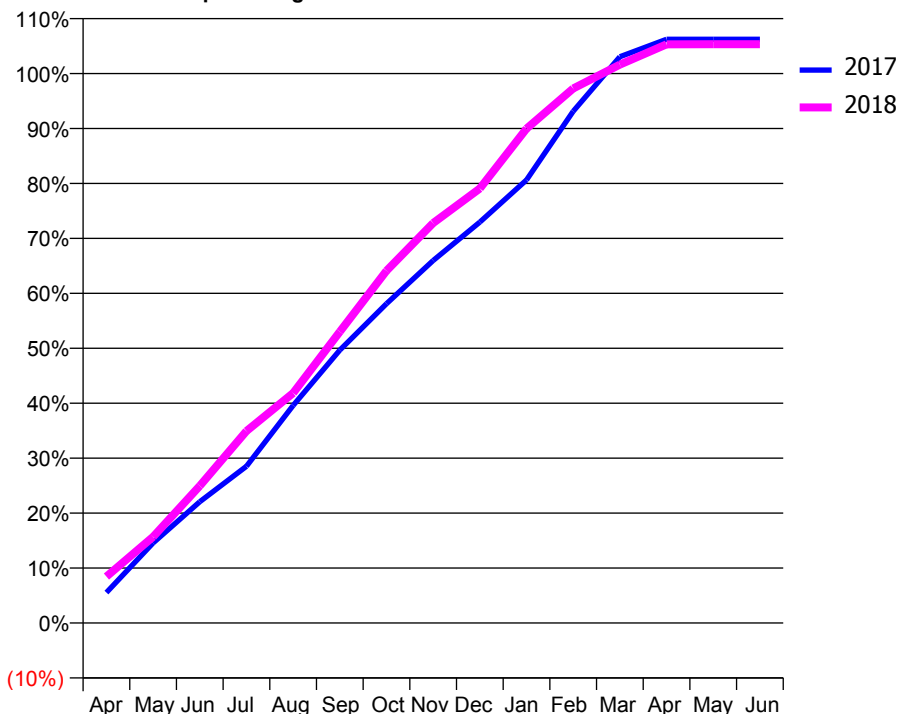
ACCESS*

Patients seen in 24 months	Total	Change since previous quarter
Quarter ending March 2017	1,235	
Quarter ending June 2017	1,231	→
Quarter ending September 2017	1,217	↓
Quarter ending December 2017	1,240	→
Quarter ending March 2018	1,205	↓
Variance since March 2017	(2.4%)	↓



ACTIVITY

Cumulative percentage of contracted UDA delivered 2017 & 2018



Month	Adjusted Scheduled Activity (UDA)	
	2017	2018
April	143	218
May	376	405
June	569	644
July	736	901
August	1,021	1,080
September	1,281	1,368
October	1,499	1,654
November	1,702	1,878
December	1,882	2,040
January	2,080	2,321
February	2,402	2,509
March	2,658	2,622
April	2,741	2,717
May	2,741	2,718
June	2,741	2,718

QUALITY

	Quantity	Base Number	Contract	AT	Region	England
% of FP17s for the same patient ID Re-attending within 3 months - Children	75	1,178	6.4%	11.7%	11.5%	11.9%
% of FP17s for the same patient ID Re-attending within 3 months - Adults	21	382	5.5%	16.6%	15.9%	16.0%
% of FP17s for the same patient ID Re-attending between 3 & 9 months - Children	838	1,178	71.1%	55.4%	60.6%	58.3%
% of FP17s for the same patient ID Re-attending between 3 & 9 months - Adults	200	382	52.4%	48.4%	51.6%	50.3%
% of FP17s for Band 1 Urgent Courses	8	1,567	0.5%	10.5%	9.5%	9.1%
% of FP17s Relating to Free Repair or Replacements	0	1,567	0.0%	0.6%	0.7%	0.8%
% of FP17s Relating to Continuations	0	1,567	0.0%	0.8%	1.0%	1.0%
% of Patients satisfied with the dentistry they have received	1	1	N/A	91.2%	92.0%	91.5%
% of Patients satisfied with the time they had to wait for an appointment	1	1	N/A	87.2%	88.1%	87.9%

* This is based on patients treated on this contract for their most recent course of treatment. Figures in italics indicate the base number of FP17s or Patient Questionnaire responses are less than 100. N/A is shown where the base number of responses is less than 10 during the period. % is calculated as Quantity/Base number*100

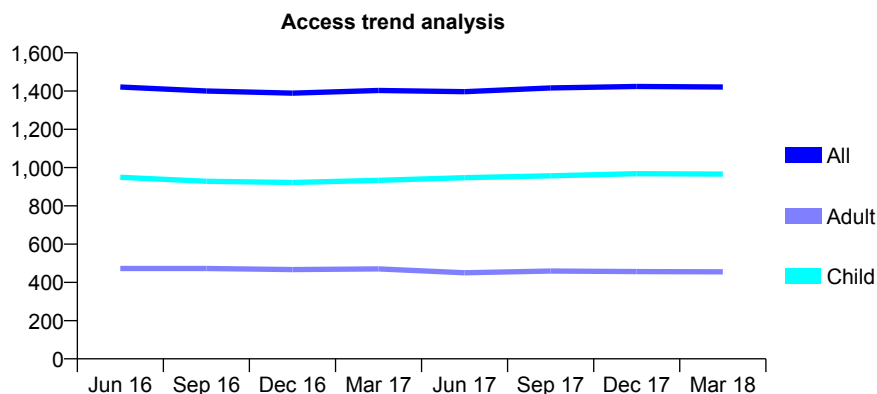
Q67 - Vital Signs At a Glance Contract Report for 651117/0001 - Year end March 2018

Name or company name	MR GS DORMAN
Contract type name	GDS Contract
Purpose of contract	General
Contract start date	01/04/2006
Contract end date	

17/18 Contracted general activity (UDA)	3,807
Carry forward general activity (UDA)	59
17/18 Contracted orthodontic activity (UOA)	0
Carry forward orthodontic activity (UOA)	0
Baseline contract value	£94,143.79

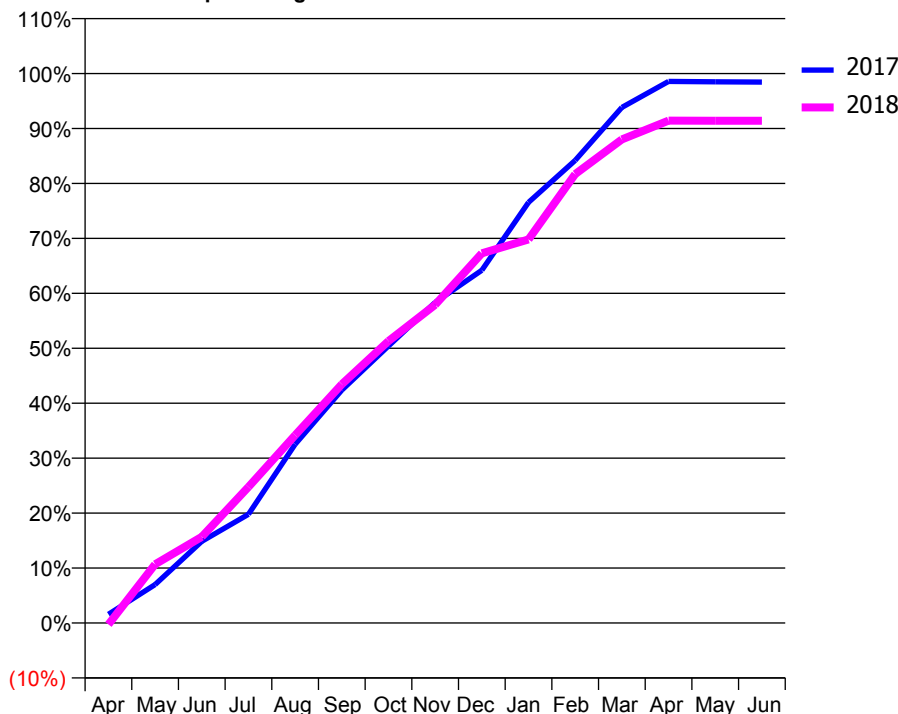
ACCESS*

Patients seen in 24 months	Total	Change since previous quarter
Quarter ending March 2017	1,403	
Quarter ending June 2017	1,397	→
Quarter ending September 2017	1,416	→
Quarter ending December 2017	1,424	→
Quarter ending March 2018	1,421	→
Variance since March 2017	1.3%	→



ACTIVITY

Cumulative percentage of contracted UDA delivered 2017 & 2018



Adjusted Scheduled Activity (UDA)

Month	2017	2018
April	61	-11
May	267	407
June	566	597
July	754	943
August	1,238	1,301
September	1,614	1,654
October	1,919	1,954
November	2,221	2,205
December	2,444	2,561
January	2,914	2,658
February	3,205	3,110
March	3,572	3,350
April	3,752	3,481
May	3,749	3,480
June	3,748	3,480

QUALITY

	Quantity	Base Number	Contract	AT	Region	England
% of FP17s for the same patient ID Re-attending within 3 months - Children	186	1,671	11.1%	11.7%	11.5%	11.9%
% of FP17s for the same patient ID Re-attending within 3 months - Adults	152	528	28.8%	16.6%	15.9%	16.0%
% of FP17s for the same patient ID Re-attending between 3 & 9 months - Children	1,138	1,671	68.1%	55.4%	60.6%	58.3%
% of FP17s for the same patient ID Re-attending between 3 & 9 months - Adults	219	528	41.5%	48.4%	51.6%	50.3%
% of FP17s for Band 1 Urgent Courses	90	2,180	4.1%	10.5%	9.5%	9.1%
% of FP17s Relating to Free Repair or Replacements	0	2,180	0.0%	0.6%	0.7%	0.8%
% of FP17s Relating to Continuations	0	2,180	0.0%	0.8%	1.0%	1.0%
% of Patients satisfied with the dentistry they have received	1	1	N/A	91.2%	92.0%	91.5%
% of Patients satisfied with the time they had to wait for an appointment	1	1	N/A	87.2%	88.1%	87.9%

* This is based on patients treated on this contract for their most recent course of treatment. Figures in italics indicate the base number of FP17s or Patient Questionnaire responses are less than 100. N/A is shown where the base number of responses is less than 10 during the period. % is calculated as Quantity/Base number*100

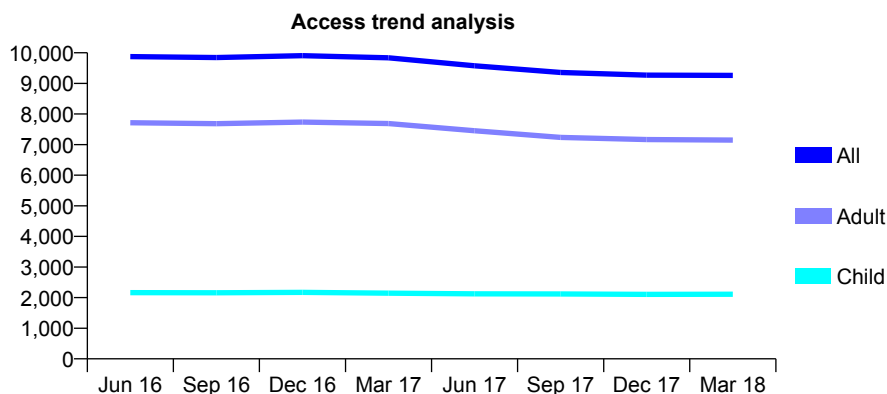
Q67 - Vital Signs At a Glance Contract Report for 653136/0001 - Year end March 2018

Name or company name	MS EJ HARTLE
Contract type name	GDS Contract
Purpose of contract	General
Contract start date	01/04/2006
Contract end date	

17/18 Contracted general activity (UDA)	25,466
Carry forward general activity (UDA)	0
17/18 Contracted orthodontic activity (UOA)	0
Carry forward orthodontic activity (UOA)	0
Baseline contract value	£629,885.72

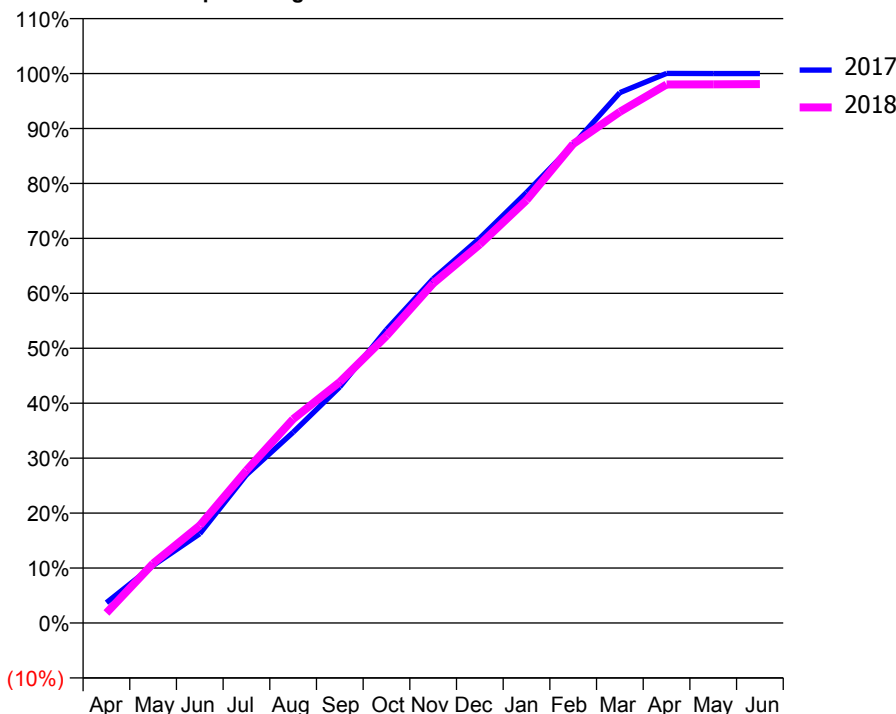
ACCESS*

Patients seen in 24 months	Total	Change since previous quarter
Quarter ending March 2017	9,836	
Quarter ending June 2017	9,576	↓
Quarter ending September 2017	9,358	↓
Quarter ending December 2017	9,271	→
Quarter ending March 2018	9,260	→
Variance since March 2017	(5.9%)	↓



ACTIVITY

Cumulative percentage of contracted UDA delivered 2017 & 2018



Month	Adjusted Scheduled Activity (UDA)	
	2017	2018
April	1,008	470
May	2,854	2,760
June	4,422	4,520
July	7,349	7,074
August	9,451	9,455
September	11,703	11,173
October	14,540	13,306
November	17,061	15,736
December	19,077	17,551
January	21,337	19,596
February	23,708	22,199
March	26,288	23,690
April	27,236	24,958
May	27,234	24,965
June	27,234	24,978

QUALITY

	Quantity	Base Number	Contract	AT	Region	England
% of FP17s for the same patient ID Re-attending within 3 months - Children	190	2,907	6.5%	11.7%	11.5%	11.9%
% of FP17s for the same patient ID Re-attending within 3 months - Adults	1,718	9,896	17.4%	16.6%	15.9%	16.0%
% of FP17s for the same patient ID Re-attending between 3 & 9 months - Children	1,380	2,907	47.5%	55.4%	60.6%	58.3%
% of FP17s for the same patient ID Re-attending between 3 & 9 months - Adults	4,706	9,896	47.6%	48.4%	51.6%	50.3%
% of FP17s for Band 1 Urgent Courses	1,736	12,916	13.4%	10.5%	9.5%	9.1%
% of FP17s Relating to Free Repair or Replacements	155	12,916	1.2%	0.6%	0.7%	0.8%
% of FP17s Relating to Continuations	81	12,916	0.6%	0.8%	1.0%	1.0%
% of Patients satisfied with the dentistry they have received	14	14	100.0%	91.2%	92.0%	91.5%
% of Patients satisfied with the time they had to wait for an appointment	12	14	85.7%	87.2%	88.1%	87.9%

* This is based on patients treated on this contract for their most recent course of treatment. Figures in italics indicate the base number of FP17s or Patient Questionnaire responses are less than 100. N/A is shown where the base number of responses is less than 10 during the period. % is calculated as Quantity/Base number*100

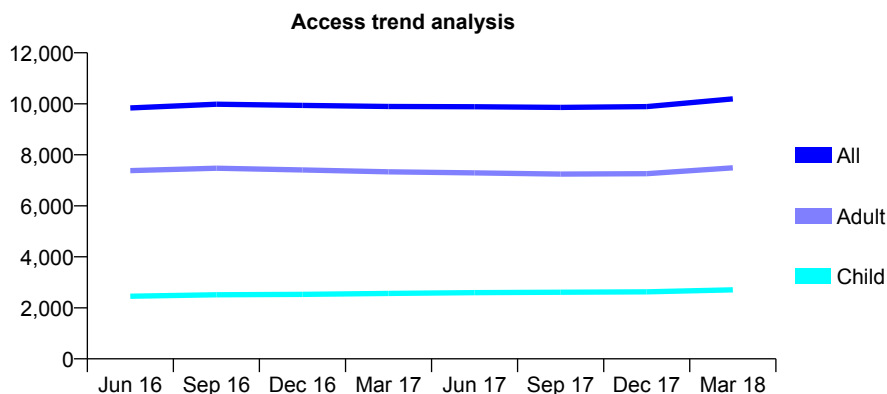
Q67 - Vital Signs At a Glance Contract Report for 653136/0002 - Year end March 2018

Name or company name	MS EJ HARTLE
Contract type name	GDS Contract
Purpose of contract	General
Contract start date	02/11/2009
Contract end date	

17/18 Contracted general activity (UDA)	25,500
Carry forward general activity (UDA)	102
17/18 Contracted orthodontic activity (UOA)	0
Carry forward orthodontic activity (UOA)	0
Baseline contract value	£656,398.00

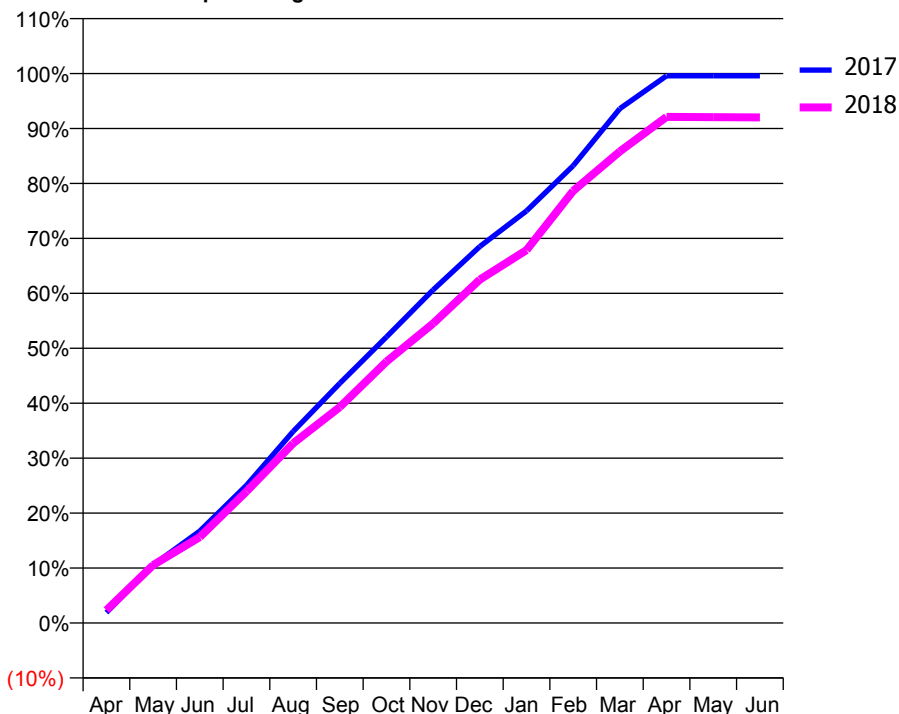
ACCESS*

Patients seen in 24 months	Total	Change since previous quarter
Quarter ending March 2017	9,898	
Quarter ending June 2017	9,884	→
Quarter ending September 2017	9,858	→
Quarter ending December 2017	9,888	→
Quarter ending March 2018	10,194	↑
Variance since March 2017	3.0%	↑



ACTIVITY

Cumulative percentage of contracted UDA delivered 2017 & 2018



Month	Adjusted Scheduled Activity (UDA)	
	2017	2018
April	456	597
May	2,537	2,687
June	4,013	3,991
July	6,015	6,107
August	8,368	8,338
September	10,468	10,019
October	12,495	12,133
November	14,551	13,904
December	16,443	15,940
January	18,000	17,305
February	19,976	20,052
March	22,467	21,886
April	23,898	23,486
May	23,897	23,476
June	23,897	23,461

QUALITY

	Quantity	Base Number	Contract	AT	Region	England
% of FP17s for the same patient ID Re-attending within 3 months - Children	191	3,106	6.1%	11.7%	11.5%	11.9%
% of FP17s for the same patient ID Re-attending within 3 months - Adults	1,163	8,222	14.1%	16.6%	15.9%	16.0%
% of FP17s for the same patient ID Re-attending between 3 & 9 months - Children	1,256	3,106	40.4%	55.4%	60.6%	58.3%
% of FP17s for the same patient ID Re-attending between 3 & 9 months - Adults	2,505	8,222	30.5%	48.4%	51.6%	50.3%
% of FP17s for Band 1 Urgent Courses	1,389	11,389	12.2%	10.5%	9.5%	9.1%
% of FP17s Relating to Free Repair or Replacements	72	11,389	0.6%	0.6%	0.7%	0.8%
% of FP17s Relating to Continuations	72	11,389	0.6%	0.8%	1.0%	1.0%
% of Patients satisfied with the dentistry they have received	14	15	93.3%	91.2%	92.0%	91.5%
% of Patients satisfied with the time they had to wait for an appointment	14	15	93.3%	87.2%	88.1%	87.9%

* This is based on patients treated on this contract for their most recent course of treatment. Figures in italics indicate the base number of FP17s or Patient Questionnaire responses are less than 100. N/A is shown where the base number of responses is less than 10 during the period. % is calculated as Quantity/Base number*100

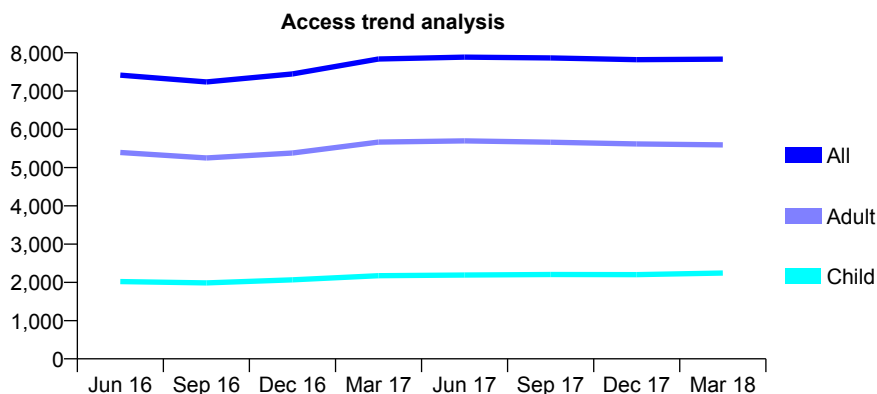
Q67 - Vital Signs At a Glance Contract Report for 653136/0003 - Year end March 2018

Name or company name	MS EJ HARTLE
Contract type name	GDS Contract
Purpose of contract	General
Contract start date	01/01/2010
Contract end date	

17/18 Contracted general activity (UDA)	18,000
Carry forward general activity (UDA)	0
17/18 Contracted orthodontic activity (UOA)	0
Carry forward orthodontic activity (UOA)	0
Baseline contract value	£444,191.53

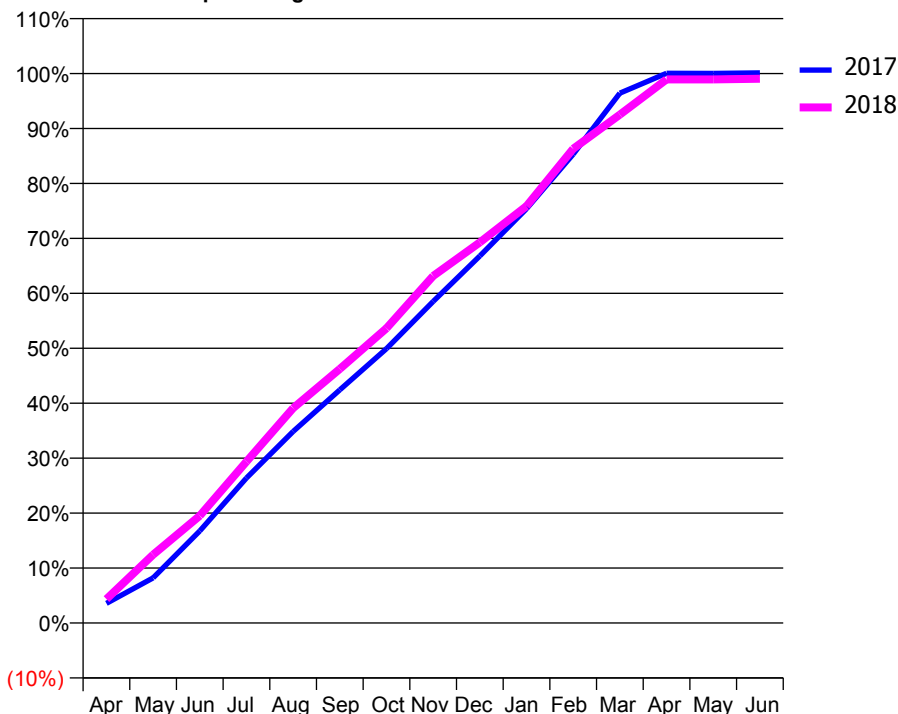
ACCESS*

Patients seen in 24 months	Total	Change since previous quarter
Quarter ending March 2017	7,838	
Quarter ending June 2017	7,887	→
Quarter ending September 2017	7,866	→
Quarter ending December 2017	7,820	→
Quarter ending March 2018	7,836	→
Variance since March 2017	(0.0%)	→



ACTIVITY

Cumulative percentage of contracted UDA delivered 2017 & 2018



Month	Adjusted Scheduled Activity (UDA)	
	2017	2018
April	693	786
May	1,587	2,240
June	3,234	3,516
July	5,096	5,289
August	6,734	7,040
September	8,194	8,321
October	9,641	9,654
November	11,302	11,366
December	12,900	12,467
January	14,559	13,655
February	16,477	15,533
March	18,623	16,651
April	19,320	17,807
May	19,314	17,805
June	19,336	17,826

QUALITY

	Quantity	Base Number	Contract	AT	Region	England
% of FP17s for the same patient ID Re-attending within 3 months - Children	175	3,227	5.4%	11.7%	11.5%	11.9%
% of FP17s for the same patient ID Re-attending within 3 months - Adults	879	7,110	12.4%	16.6%	15.9%	16.0%
% of FP17s for the same patient ID Re-attending between 3 & 9 months - Children	1,931	3,227	59.8%	55.4%	60.6%	58.3%
% of FP17s for the same patient ID Re-attending between 3 & 9 months - Adults	3,404	7,110	47.9%	48.4%	51.6%	50.3%
% of FP17s for Band 1 Urgent Courses	1,077	10,505	10.3%	10.5%	9.5%	9.1%
% of FP17s Relating to Free Repair or Replacements	73	10,505	0.7%	0.6%	0.7%	0.8%
% of FP17s Relating to Continuations	24	10,505	0.2%	0.8%	1.0%	1.0%
% of Patients satisfied with the dentistry they have received	7	8	N/A	91.2%	92.0%	91.5%
% of Patients satisfied with the time they had to wait for an appointment	8	8	N/A	87.2%	88.1%	87.9%

* This is based on patients treated on this contract for their most recent course of treatment. Figures in italics indicate the base number of FP17s or Patient Questionnaire responses are less than 100. N/A is shown where the base number of responses is less than 10 during the period. % is calculated as Quantity/Base number*100

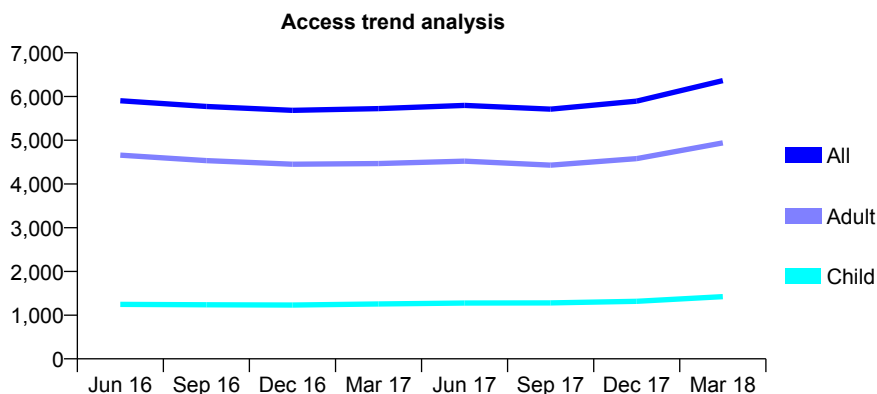
Q67 - Vital Signs At a Glance Contract Report for 653136/0005 - Year end March 2018

Name or company name	MS EJ HARTLE
Contract type name	GDS Contract
Purpose of contract	General
Contract start date	15/11/2010
Contract end date	

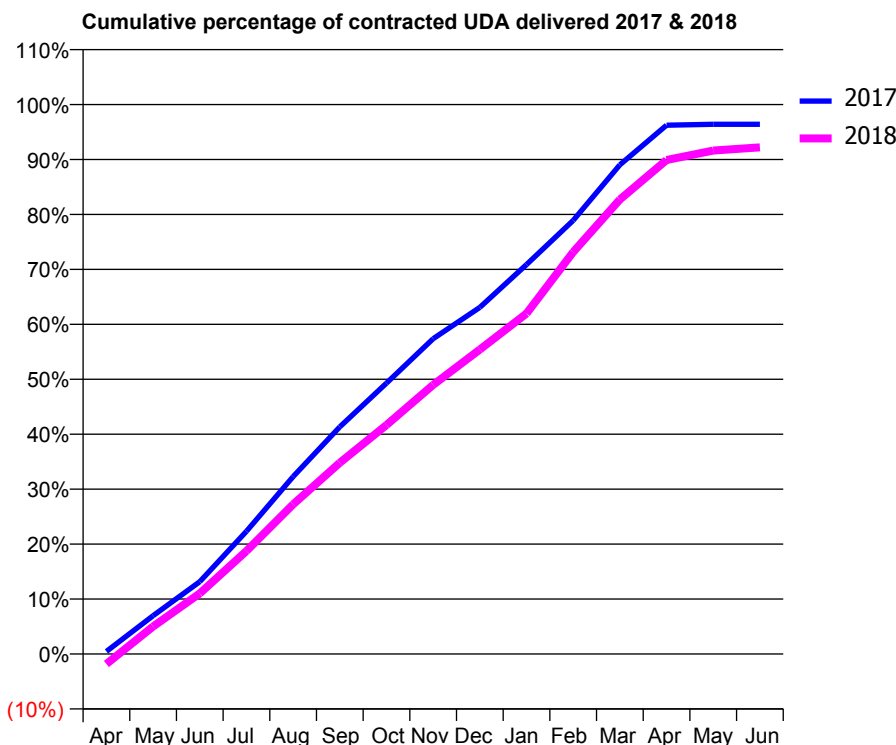
17/18 Contracted general activity (UDA)	16,000
Carry forward general activity (UDA)	576
17/18 Contracted orthodontic activity (UOA)	0
Carry forward orthodontic activity (UOA)	0
Baseline contract value	£408,710.01

ACCESS*

Patients seen in 24 months	Total	Change since previous quarter
Quarter ending March 2017	5,723	
Quarter ending June 2017	5,796	→
Quarter ending September 2017	5,710	↓
Quarter ending December 2017	5,895	↑
Quarter ending March 2018	6,365	↑
Variance since March 2017	11.2%	↑



ACTIVITY



Month	Adjusted Scheduled Activity (UDA)	
	2017	2018
April	75	-291
May	1,117	803
June	2,108	1,765
July	3,576	2,998
August	5,165	4,357
September	6,612	5,570
October	7,889	6,668
November	9,182	7,837
December	10,092	8,867
January	11,341	9,915
February	12,623	11,705
March	14,244	13,235
April	15,398	14,382
May	15,422	14,660
June	15,423	14,753

QUALITY

	Quantity	Base Number	Contract	AT	Region	England
% of FP17s for the same patient ID Re-attending within 3 months - Children	83	1,698	4.9%	11.7%	11.5%	11.9%
% of FP17s for the same patient ID Re-attending within 3 months - Adults	717	6,131	11.7%	16.6%	15.9%	16.0%
% of FP17s for the same patient ID Re-attending between 3 & 9 months - Children	653	1,698	38.5%	55.4%	60.6%	58.3%
% of FP17s for the same patient ID Re-attending between 3 & 9 months - Adults	2,188	6,131	35.7%	48.4%	51.6%	50.3%
% of FP17s for Band 1 Urgent Courses	1,198	7,962	15.0%	10.5%	9.5%	9.1%
% of FP17s Relating to Free Repair or Replacements	71	7,962	0.9%	0.6%	0.7%	0.8%
% of FP17s Relating to Continuations	22	7,962	0.3%	0.8%	1.0%	1.0%
% of Patients satisfied with the dentistry they have received	9	10	90.0%	91.2%	92.0%	91.5%
% of Patients satisfied with the time they had to wait for an appointment	10	10	100.0%	87.2%	88.1%	87.9%

* This is based on patients treated on this contract for their most recent course of treatment. Figures in italics indicate the base number of FP17s or Patient Questionnaire responses are less than 100. N/A is shown where the base number of responses is less than 10 during the period. % is calculated as Quantity/Base number*100

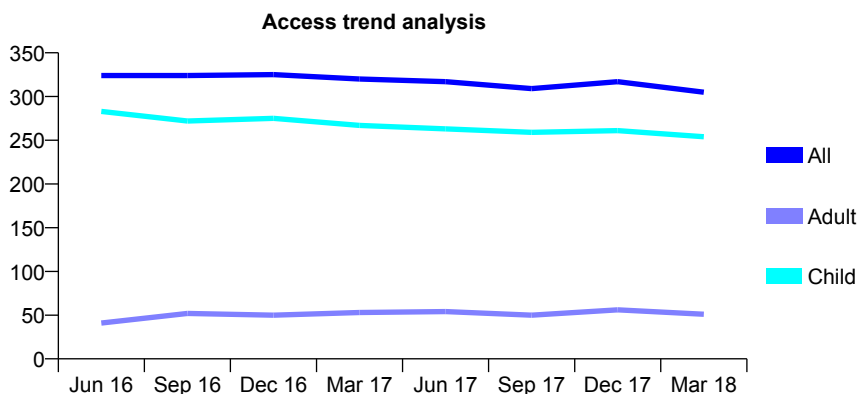
Q67 - Vital Signs At a Glance Contract Report for 661635/0001 - Year end March 2018

Name or company name	MR S SHARMA
Contract type name	GDS Contract
Purpose of contract	General
Contract start date	01/04/2006
Contract end date	

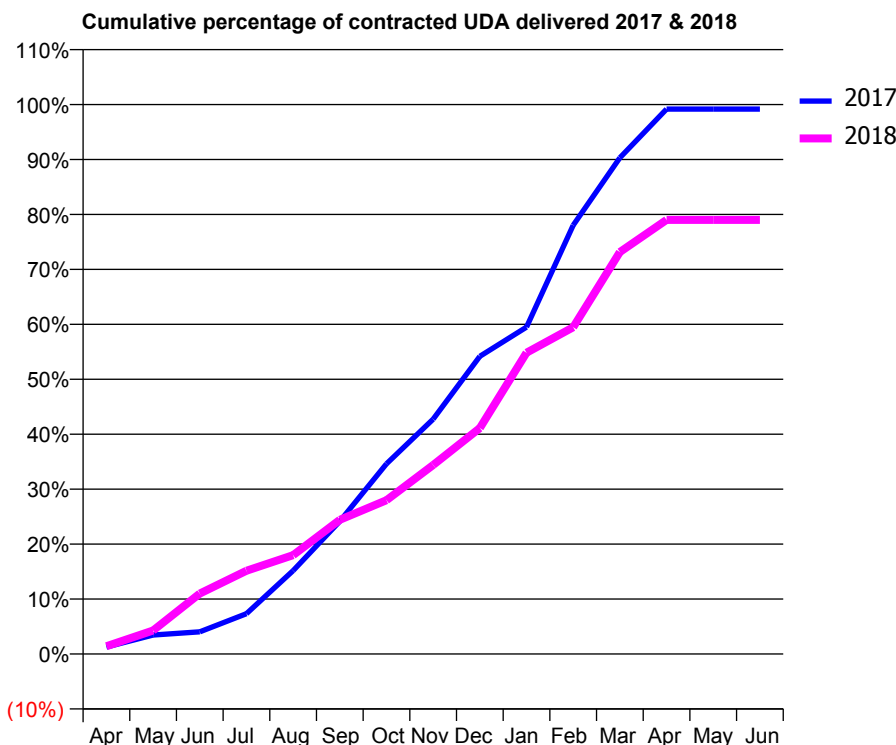
17/18 Contracted general activity (UDA)	701
Carry forward general activity (UDA)	5
17/18 Contracted orthodontic activity (UOA)	0
Carry forward orthodontic activity (UOA)	0
Baseline contract value	£17,335.12

ACCESS*

Patients seen in 24 months	Total	Change since previous quarter
Quarter ending March 2017	320	
Quarter ending June 2017	317	→
Quarter ending September 2017	309	↓
Quarter ending December 2017	317	↑
Quarter ending March 2018	305	↓
Variance since March 2017	(4.7%)	↓



ACTIVITY



Month	Adjusted Scheduled Activity (UDA)	
	2017	2018
April	9	10
May	24	30
June	28	77
July	51	106
August	106	126
September	169	171
October	243	196
November	300	241
December	380	288
January	417	384
February	547	417
March	633	513
April	695	554
May	695	554
June	695	554

QUALITY

	Quantity	Base Number	Contract	AT	Region	England
% of FP17s for the same patient ID Re-attending within 3 months - Children	24	332	7.2%	11.7%	11.5%	11.9%
% of FP17s for the same patient ID Re-attending within 3 months - Adults	0	21	0.0%	16.6%	15.9%	16.0%
% of FP17s for the same patient ID Re-attending between 3 & 9 months - Children	184	332	55.4%	55.4%	60.6%	58.3%
% of FP17s for the same patient ID Re-attending between 3 & 9 months - Adults	16	21	76.2%	48.4%	51.6%	50.3%
% of FP17s for Band 1 Urgent Courses	4	347	1.2%	10.5%	9.5%	9.1%
% of FP17s Relating to Free Repair or Replacements	0	347	0.0%	0.6%	0.7%	0.8%
% of FP17s Relating to Continuations	0	347	0.0%	0.8%	1.0%	1.0%
% of Patients satisfied with the dentistry they have received	0	0	N/A	91.2%	92.0%	91.5%
% of Patients satisfied with the time they had to wait for an appointment	0	0	N/A	87.2%	88.1%	87.9%

* This is based on patients treated on this contract for their most recent course of treatment. Figures in italics indicate the base number of FP17s or Patient Questionnaire responses are less than 100. N/A is shown where the base number of responses is less than 10 during the period. % is calculated as Quantity/Base number*100

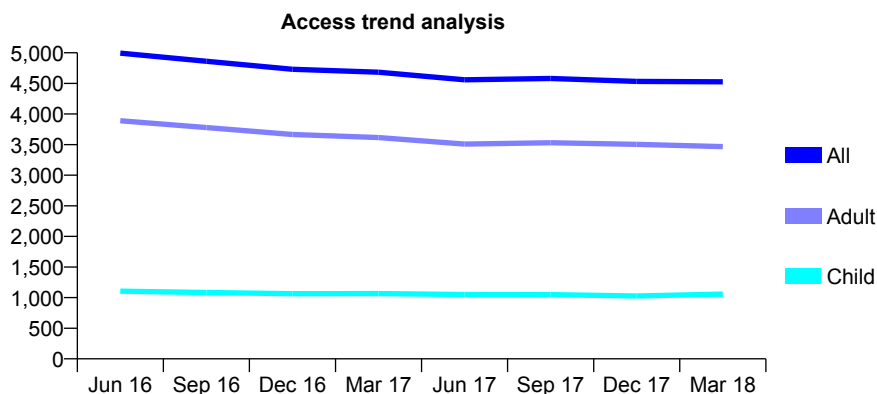
Q67 - Vital Signs At a Glance Contract Report for 664197/0001 - Year end March 2018

Name or company name	MR D RYAN
Contract type name	GDS Contract
Purpose of contract	General
Contract start date	01/04/2006
Contract end date	

17/18 Contracted general activity (UDA)	14,200
Carry forward general activity (UDA)	0
17/18 Contracted orthodontic activity (UOA)	0
Carry forward orthodontic activity (UOA)	0
Baseline contract value	£354,994.50

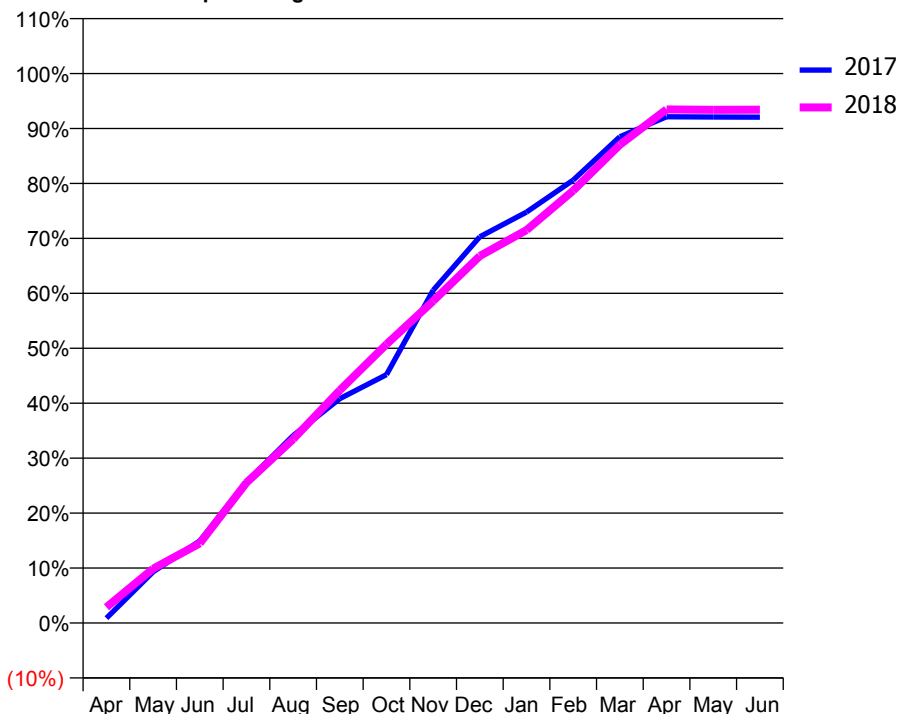
ACCESS*

Patients seen in 24 months	Total	Change since previous quarter
Quarter ending March 2017	4,682	
Quarter ending June 2017	4,559	↓
Quarter ending September 2017	4,580	→
Quarter ending December 2017	4,532	↓
Quarter ending March 2018	4,526	→
Variance since March 2017	(3.3%)	↓



ACTIVITY

Cumulative percentage of contracted UDA delivered 2017 & 2018



Month	Adjusted Scheduled Activity (UDA)	
	2017	2018
April	126	407
May	1,322	1,405
June	2,120	2,059
July	3,644	3,626
August	4,843	4,750
September	5,797	6,015
October	6,419	7,203
November	8,598	8,322
December	9,983	9,485
January	10,620	10,152
February	11,447	11,175
March	12,565	12,357
April	13,082	13,271
May	13,076	13,263
June	13,073	13,265

QUALITY

	Quantity	Base Number	Contract	AT	Region	England
% of FP17s for the same patient ID Re-attending within 3 months - Children	80	1,347	5.9%	11.7%	11.5%	11.9%
% of FP17s for the same patient ID Re-attending within 3 months - Adults	674	4,581	14.7%	16.6%	15.9%	16.0%
% of FP17s for the same patient ID Re-attending between 3 & 9 months - Children	541	1,347	40.2%	55.4%	60.6%	58.3%
% of FP17s for the same patient ID Re-attending between 3 & 9 months - Adults	1,808	4,581	39.5%	48.4%	51.6%	50.3%
% of FP17s for Band 1 Urgent Courses	1,104	6,028	18.3%	10.5%	9.5%	9.1%
% of FP17s Relating to Free Repair or Replacements	14	6,028	0.2%	0.6%	0.7%	0.8%
% of FP17s Relating to Continuations	3	6,028	0.0%	0.8%	1.0%	1.0%
% of Patients satisfied with the dentistry they have received	6	6	N/A	91.2%	92.0%	91.5%
% of Patients satisfied with the time they had to wait for an appointment	5	6	N/A	87.2%	88.1%	87.9%

* This is based on patients treated on this contract for their most recent course of treatment. Figures in italics indicate the base number of FP17s or Patient Questionnaire responses are less than 100. N/A is shown where the base number of responses is less than 10 during the period. % is calculated as Quantity/Base number*100

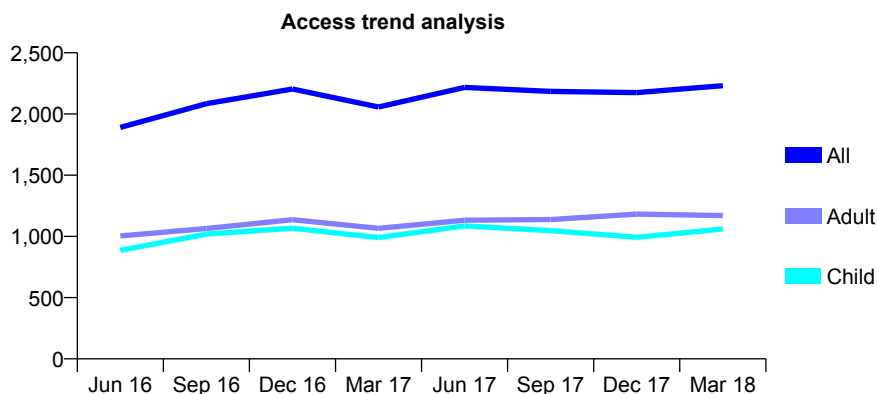
Q67 - Vital Signs At a Glance Contract Report for 664197/0005 - Year end March 2018

Name or company name	MR D RYAN
Contract type name	PDS Contract
Purpose of contract	General
Contract start date	01/04/2007
Contract end date	31/03/2026

17/18 Contracted general activity (UDA)	7,262
Carry forward general activity (UDA)	0
17/18 Contracted orthodontic activity (UOA)	0
Carry forward orthodontic activity (UOA)	0
Baseline contract value	£369,403.80

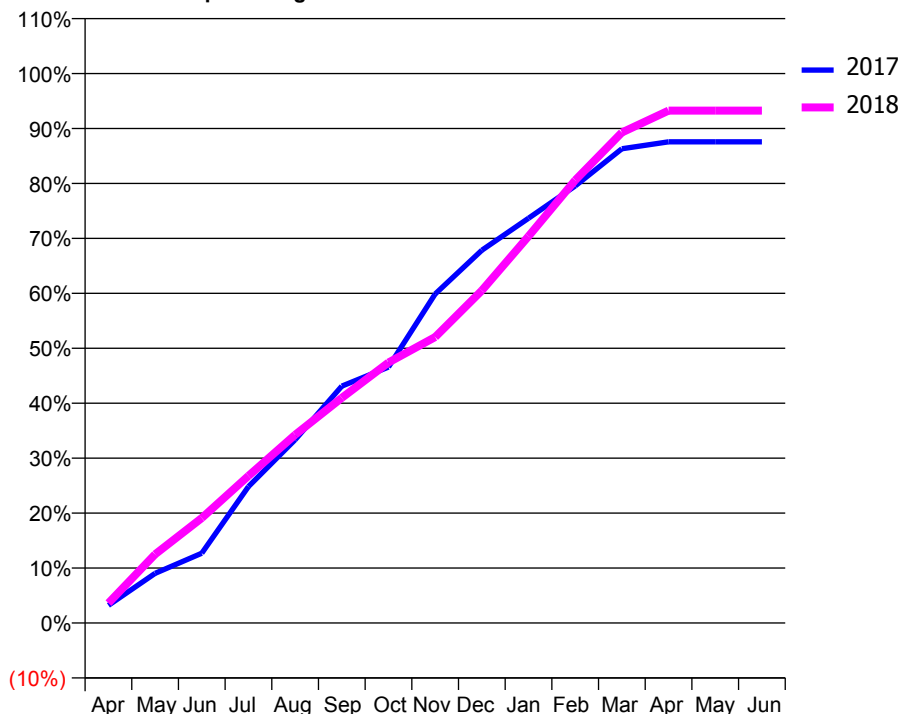
ACCESS*

Patients seen in 24 months	Total	Change since previous quarter
Quarter ending March 2017	2,057	
Quarter ending June 2017	2,217	↑
Quarter ending September 2017	2,185	↓
Quarter ending December 2017	2,175	→
Quarter ending March 2018	2,231	↑
Variance since March 2017	8.5%	↑



ACTIVITY

Cumulative percentage of contracted UDA delivered 2017 & 2018



Adjusted Scheduled Activity (UDA)

Month	2017	2018
April	234	264
May	656	908
June	923	1,388
July	1,804	1,944
August	2,422	2,487
September	3,130	2,975
October	3,382	3,443
November	4,349	3,779
December	4,926	4,394
January	5,350	5,111
February	5,775	5,852
March	6,267	6,482
April	6,360	6,771
May	6,360	6,771
June	6,360	6,771

QUALITY

	Quantity	Base Number	Contract	AT	Region	England
% of FP17s for the same patient ID Re-attending within 3 months - Children	8	1,164	0.7%	11.7%	11.5%	11.9%
% of FP17s for the same patient ID Re-attending within 3 months - Adults	21	1,093	1.9%	16.6%	15.9%	16.0%
% of FP17s for the same patient ID Re-attending between 3 & 9 months - Children	8	1,164	0.7%	55.4%	60.6%	58.3%
% of FP17s for the same patient ID Re-attending between 3 & 9 months - Adults	6	1,093	0.5%	48.4%	51.6%	50.3%
% of FP17s for Band 1 Urgent Courses	1	2,272	0.0%	10.5%	9.5%	9.1%
% of FP17s Relating to Free Repair or Replacements	4	2,272	0.2%	0.6%	0.7%	0.8%
% of FP17s Relating to Continuations	3	2,272	0.1%	0.8%	1.0%	1.0%
% of Patients satisfied with the dentistry they have received	0	0	N/A	91.2%	92.0%	91.5%
% of Patients satisfied with the time they had to wait for an appointment	0	0	N/A	87.2%	88.1%	87.9%

* This is based on patients treated on this contract for their most recent course of treatment. Figures in italics indicate the base number of FP17s or Patient Questionnaire responses are less than 100. N/A is shown where the base number of responses is less than 10 during the period. % is calculated as Quantity/Base number*100

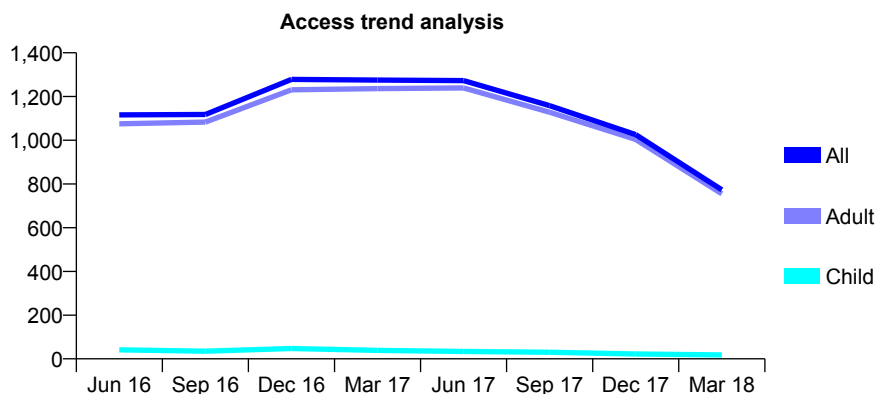
Q67 - Vital Signs At a Glance Contract Report for 664197/0008 - Year end March 2018

Name or company name	MR D RYAN
Contract type name	PDS Contract
Purpose of contract	General
Contract start date	01/04/2011
Contract end date	31/03/2026

17/18 Contracted general activity (UDA)	1,397
Carry forward general activity (UDA)	0
17/18 Contracted orthodontic activity (UOA)	0
Carry forward orthodontic activity (UOA)	0
Baseline contract value	£42,841.40

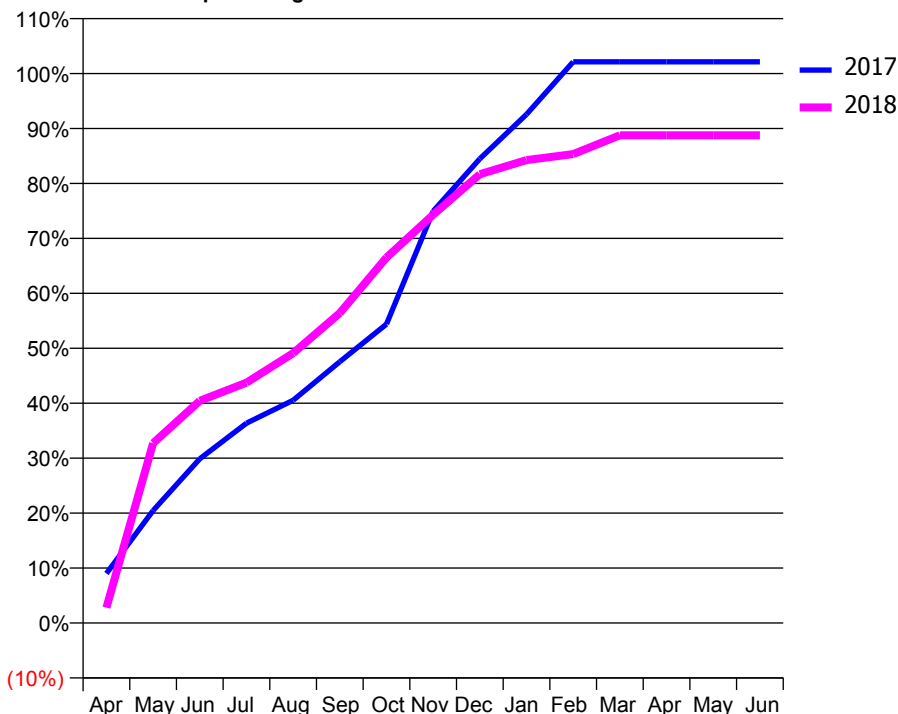
ACCESS*

Patients seen in 24 months	Total	Change since previous quarter
Quarter ending March 2017	1,275	
Quarter ending June 2017	1,273	→
Quarter ending September 2017	1,158	↓
Quarter ending December 2017	1,026	↓
Quarter ending March 2018	773	↓
Variance since March 2017	(39.4%)	↓



ACTIVITY

Cumulative percentage of contracted UDA delivered 2017 & 2018



Adjusted Scheduled Activity (UDA)

Month	2017	2018
April	332	39
May	753	457
June	1,100	565
July	1,338	611
August	1,492	686
September	1,750	788
October	2,002	929
November	2,758	1,038
December	3,109	1,141
January	3,406	1,177
February	3,758	1,192
March	3,758	1,240
April	3,758	1,240
May	3,758	1,240
June	3,758	1,240

QUALITY

	Quantity	Base Number	Contract	AT	Region	England
% of FP17s for the same patient ID Re-attending within 3 months - Children	0	10	0.0%	11.7%	11.5%	11.9%
% of FP17s for the same patient ID Re-attending within 3 months - Adults	0	410	0.0%	16.6%	15.9%	16.0%
% of FP17s for the same patient ID Re-attending between 3 & 9 months - Children	0	10	0.0%	55.4%	60.6%	58.3%
% of FP17s for the same patient ID Re-attending between 3 & 9 months - Adults	2	410	0.5%	48.4%	51.6%	50.3%
% of FP17s for Band 1 Urgent Courses	0	417	0.0%	10.5%	9.5%	9.1%
% of FP17s Relating to Free Repair or Replacements	0	417	0.0%	0.6%	0.7%	0.8%
% of FP17s Relating to Continuations	0	417	0.0%	0.8%	1.0%	1.0%
% of Patients satisfied with the dentistry they have received	0	0	N/A	91.2%	92.0%	91.5%
% of Patients satisfied with the time they had to wait for an appointment	0	0	N/A	87.2%	88.1%	87.9%

* This is based on patients treated on this contract for their most recent course of treatment. Figures in italics indicate the base number of FP17s or Patient Questionnaire responses are less than 100. N/A is shown where the base number of responses is less than 10 during the period. % is calculated as Quantity/Base number*100

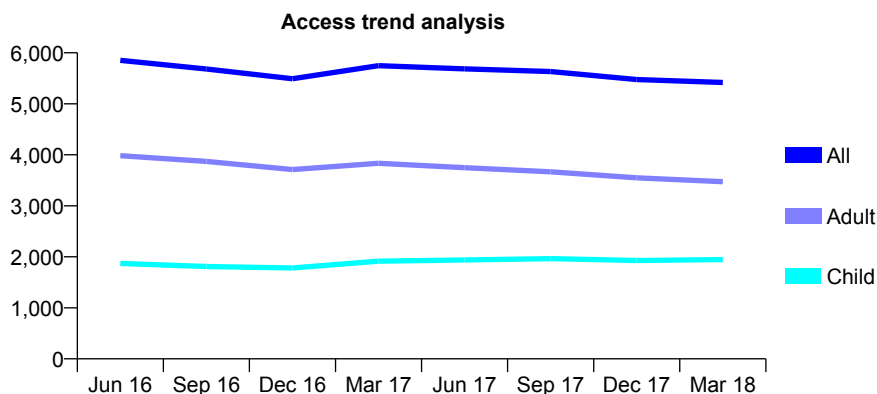
Q67 - Vital Signs At a Glance Contract Report for 678481/0001 - Year end March 2018

Name or company name	MR R TRIVEDI
Contract type name	GDS Contract
Purpose of contract	General
Contract start date	01/04/2006
Contract end date	

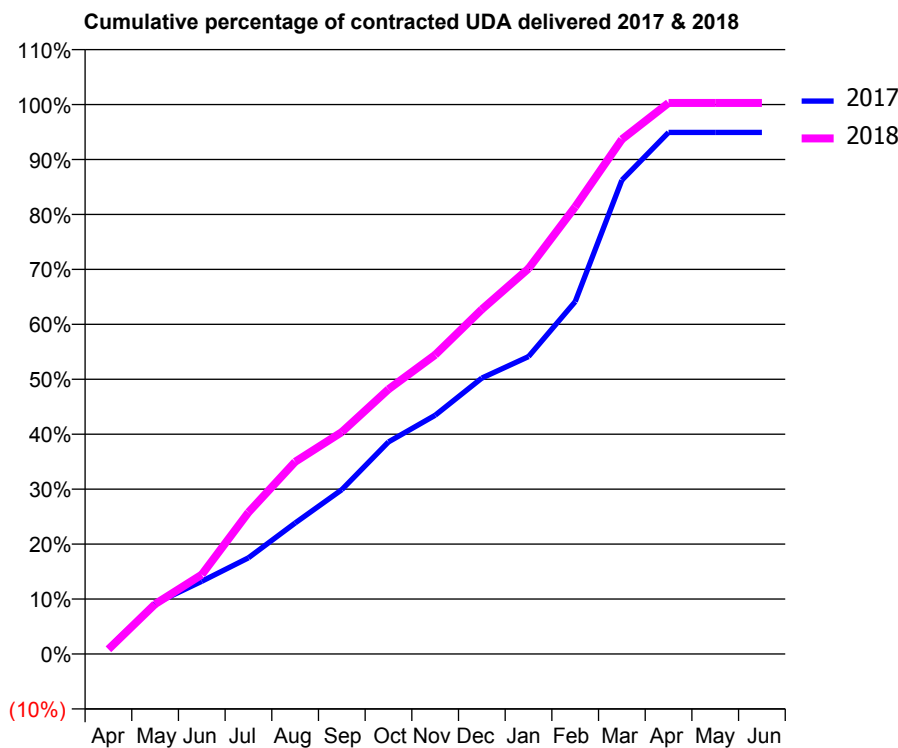
17/18 Contracted general activity (UDA)	15,541
Carry forward general activity (UDA)	0
17/18 Contracted orthodontic activity (UOA)	0
Carry forward orthodontic activity (UOA)	0
Baseline contract value	£405,695.57

ACCESS*

Patients seen in 24 months	Total	Change since previous quarter
Quarter ending March 2017	5,749	
Quarter ending June 2017	5,685	↓
Quarter ending September 2017	5,633	→
Quarter ending December 2017	5,476	↓
Quarter ending March 2018	5,418	↓
Variance since March 2017	(5.8%)	↓



ACTIVITY



Month	Adjusted Scheduled Activity (UDA)	
	2017	2018
April	166	134
May	1,427	1,412
June	2,059	2,245
July	2,720	4,007
August	3,705	5,435
September	4,650	6,277
October	5,998	7,486
November	6,751	8,461
December	7,803	9,745
January	8,414	10,901
February	9,967	12,647
March	13,400	14,556
April	14,750	15,583
May	14,752	15,583
June	14,752	15,583

QUALITY

	Quantity	Base Number	Contract	AT	Region	England
% of FP17s for the same patient ID Re-attending within 3 months - Children	200	2,621	7.6%	11.7%	11.5%	11.9%
% of FP17s for the same patient ID Re-attending within 3 months - Adults	766	4,228	18.1%	16.6%	15.9%	16.0%
% of FP17s for the same patient ID Re-attending between 3 & 9 months - Children	1,185	2,621	45.2%	55.4%	60.6%	58.3%
% of FP17s for the same patient ID Re-attending between 3 & 9 months - Adults	1,609	4,228	38.1%	48.4%	51.6%	50.3%
% of FP17s for Band 1 Urgent Courses	967	6,728	14.4%	10.5%	9.5%	9.1%
% of FP17s Relating to Free Repair or Replacements	5	6,728	0.1%	0.6%	0.7%	0.8%
% of FP17s Relating to Continuations	107	6,728	1.6%	0.8%	1.0%	1.0%
% of Patients satisfied with the dentistry they have received	13	16	81.3%	91.2%	92.0%	91.5%
% of Patients satisfied with the time they had to wait for an appointment	12	16	75.0%	87.2%	88.1%	87.9%

* This is based on patients treated on this contract for their most recent course of treatment. Figures in italics indicate the base number of FP17s or Patient Questionnaire responses are less than 100. N/A is shown where the base number of responses is less than 10 during the period. % is calculated as Quantity/Base number*100

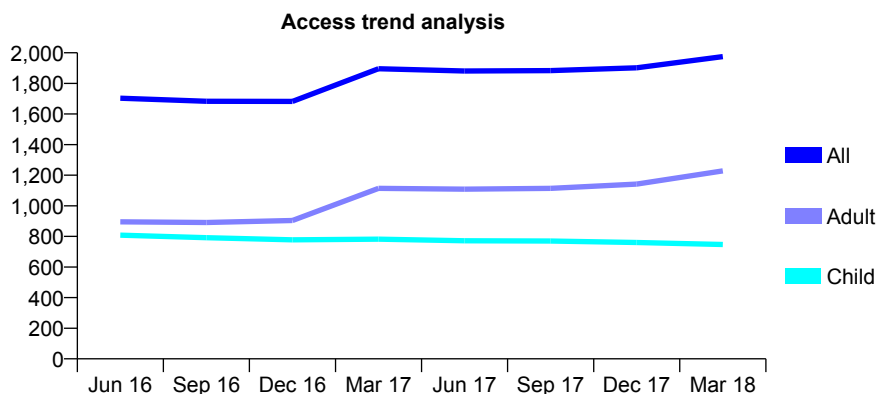
Q67 - Vital Signs At a Glance Contract Report for 687421/0001 - Year end March 2018

Name or company name	MR VM MOODALEY
Contract type name	GDS Contract
Purpose of contract	General
Contract start date	09/05/2011
Contract end date	

17/18 Contracted general activity (UDA)	5,770
Carry forward general activity (UDA)	-20
17/18 Contracted orthodontic activity (UOA)	0
Carry forward orthodontic activity (UOA)	0
Baseline contract value	£129,697.00

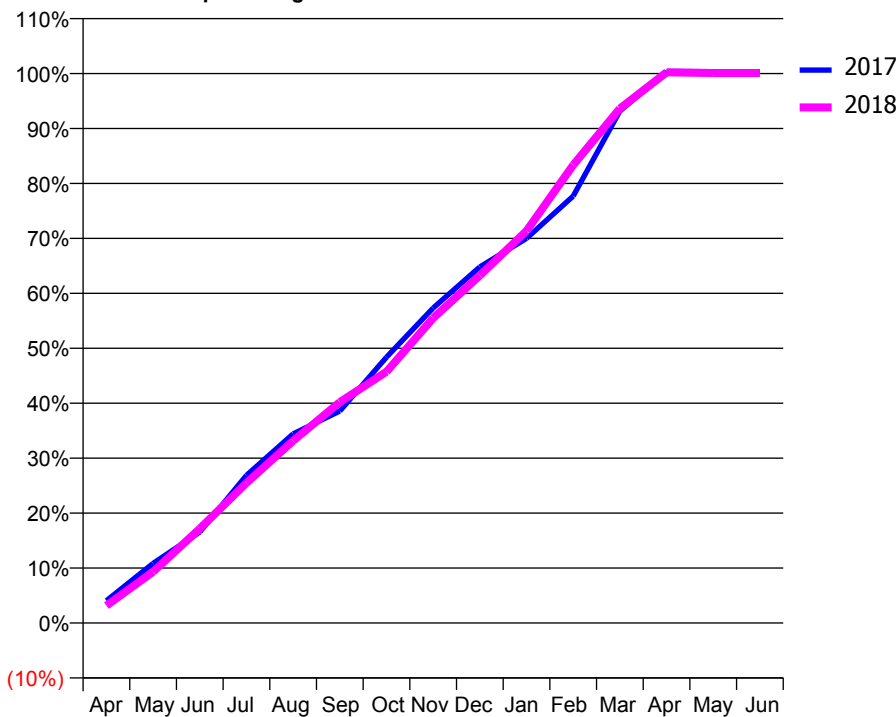
ACCESS*

Patients seen in 24 months	Total	Change since previous quarter
Quarter ending March 2017	1,896	
Quarter ending June 2017	1,881	→
Quarter ending September 2017	1,884	→
Quarter ending December 2017	1,902	→
Quarter ending March 2018	1,975	↑
Variance since March 2017	4.2%	↑



ACTIVITY

Cumulative percentage of contracted UDA delivered 2017 & 2018



Month	Adjusted Scheduled Activity (UDA)	
	2017	2018
April	235	183
May	626	538
June	955	991
July	1,551	1,471
August	1,987	1,914
September	2,226	2,320
October	2,791	2,639
November	3,308	3,201
December	3,739	3,649
January	4,039	4,118
February	4,483	4,809
March	5,376	5,403
April	5,791	5,782
May	5,789	5,776
June	5,789	5,775

QUALITY

	Quantity	Base Number	Contract	AT	Region	England
% of FP17s for the same patient ID Re-attending within 3 months - Children	53	1,134	4.7%	11.7%	11.5%	11.9%
% of FP17s for the same patient ID Re-attending within 3 months - Adults	166	1,430	11.6%	16.6%	15.9%	16.0%
% of FP17s for the same patient ID Re-attending between 3 & 9 months - Children	756	1,134	66.7%	55.4%	60.6%	58.3%
% of FP17s for the same patient ID Re-attending between 3 & 9 months - Adults	798	1,430	55.8%	48.4%	51.6%	50.3%
% of FP17s for Band 1 Urgent Courses	93	2,558	3.6%	10.5%	9.5%	9.1%
% of FP17s Relating to Free Repair or Replacements	0	2,558	0.0%	0.6%	0.7%	0.8%
% of FP17s Relating to Continuations	0	2,558	0.0%	0.8%	1.0%	1.0%
% of Patients satisfied with the dentistry they have received	5	5	N/A	91.2%	92.0%	91.5%
% of Patients satisfied with the time they had to wait for an appointment	5	5	N/A	87.2%	88.1%	87.9%

* This is based on patients treated on this contract for their most recent course of treatment. Figures in italics indicate the base number of FP17s or Patient Questionnaire responses are less than 100. N/A is shown where the base number of responses is less than 10 during the period. % is calculated as Quantity/Base number*100

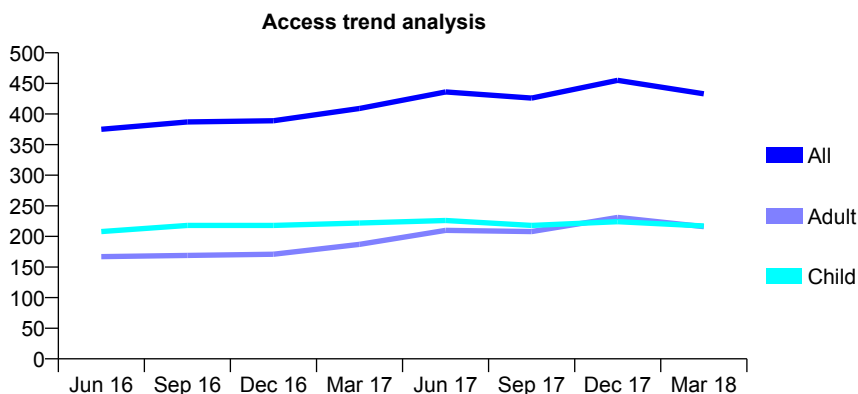
Q67 - Vital Signs At a Glance Contract Report for 719439/0001 - Year end March 2018

Name or company name	MR JR PATEL
Contract type name	GDS Contract
Purpose of contract	General
Contract start date	01/04/2014
Contract end date	

17/18 Contracted general activity (UDA)	1,000
Carry forward general activity (UDA)	-20
17/18 Contracted orthodontic activity (UOA)	0
Carry forward orthodontic activity (UOA)	0
Baseline contract value	£24,729.11

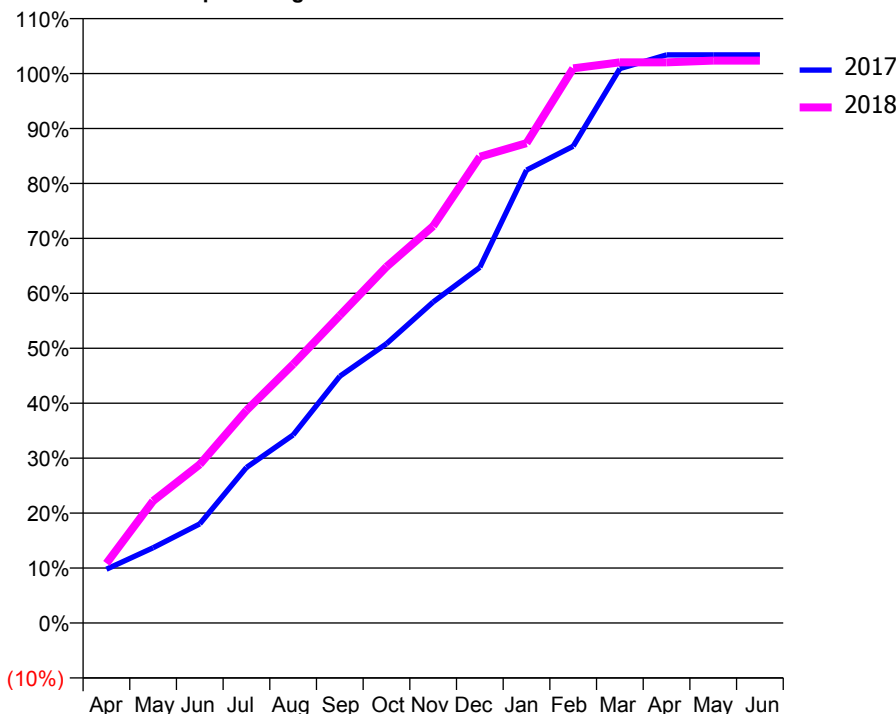
ACCESS*

Patients seen in 24 months	Total	Change since previous quarter
Quarter ending March 2017	409	
Quarter ending June 2017	436	↑
Quarter ending September 2017	426	↓
Quarter ending December 2017	455	↑
Quarter ending March 2018	433	↓
Variance since March 2017	5.9%	↑



ACTIVITY

Cumulative percentage of contracted UDA delivered 2017 & 2018



Month	Adjusted Scheduled Activity (UDA)	
	2017	2018
April	98	109
May	137	222
June	180	289
July	283	387
August	342	471
September	449	560
October	508	648
November	584	722
December	647	849
January	824	873
February	868	1,009
March	1,009	1,020
April	1,034	1,020
May	1,034	1,023
June	1,034	1,023

QUALITY

	Quantity	Base Number	Contract	AT	Region	England
% of FP17s for the same patient ID Re-attending within 3 months - Children	49	434	11.3%	11.7%	11.5%	11.9%
% of FP17s for the same patient ID Re-attending within 3 months - Adults	20	217	9.2%	16.6%	15.9%	16.0%
% of FP17s for the same patient ID Re-attending between 3 & 9 months - Children	297	434	68.4%	55.4%	60.6%	58.3%
% of FP17s for the same patient ID Re-attending between 3 & 9 months - Adults	91	217	41.9%	48.4%	51.6%	50.3%
% of FP17s for Band 1 Urgent Courses	37	637	5.8%	10.5%	9.5%	9.1%
% of FP17s Relating to Free Repair or Replacements	0	637	0.0%	0.6%	0.7%	0.8%
% of FP17s Relating to Continuations	1	637	0.2%	0.8%	1.0%	1.0%
% of Patients satisfied with the dentistry they have received	0	0	N/A	91.2%	92.0%	91.5%
% of Patients satisfied with the time they had to wait for an appointment	0	0	N/A	87.2%	88.1%	87.9%

* This is based on patients treated on this contract for their most recent course of treatment. Figures in italics indicate the base number of FP17s or Patient Questionnaire responses are less than 100. N/A is shown where the base number of responses is less than 10 during the period. % is calculated as Quantity/Base number*100

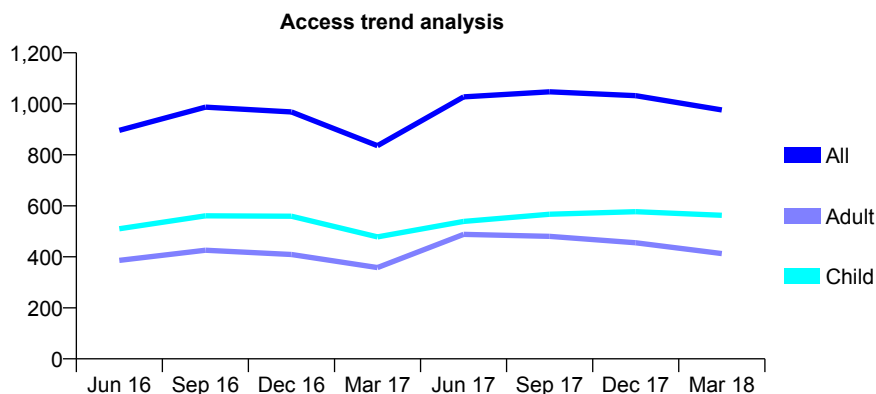
Q67 - Vital Signs At a Glance Contract Report for 732214/0001 - Year end March 2018

Name or company name	MR RH KING
Contract type name	GDS Contract
Purpose of contract	General
Contract start date	01/04/2006
Contract end date	

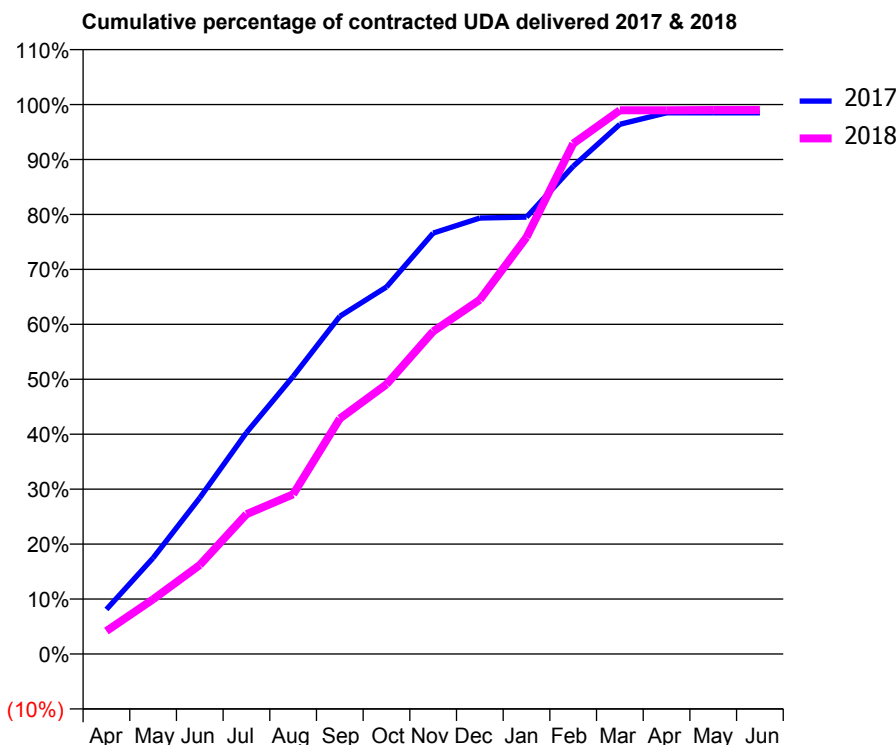
17/18 Contracted general activity (UDA)	2,399
Carry forward general activity (UDA)	36
17/18 Contracted orthodontic activity (UOA)	0
Carry forward orthodontic activity (UOA)	0
Baseline contract value	£78,052.48

ACCESS*

Patients seen in 24 months	Total	Change since previous quarter
Quarter ending March 2017	836	
Quarter ending June 2017	1,027	↑
Quarter ending September 2017	1,047	→
Quarter ending December 2017	1,032	↓
Quarter ending March 2018	976	↓
Variance since March 2017	16.7%	↑



ACTIVITY



Month	Adjusted Scheduled Activity (UDA)	
	2017	2018
April	195	100
May	419	239
June	682	389
July	967	610
August	1,212	697
September	1,475	1,028
October	1,602	1,178
November	1,838	1,409
December	1,903	1,546
January	1,907	1,820
February	2,129	2,228
March	2,312	2,374
April	2,363	2,374
May	2,363	2,375
June	2,363	2,375

QUALITY

	Quantity	Base Number	Contract	AT	Region	England
% of FP17s for the same patient ID Re-attending within 3 months - Children	34	822	4.1%	11.7%	11.5%	11.9%
% of FP17s for the same patient ID Re-attending within 3 months - Adults	75	612	12.3%	16.6%	15.9%	16.0%
% of FP17s for the same patient ID Re-attending between 3 & 9 months - Children	234	822	28.5%	55.4%	60.6%	58.3%
% of FP17s for the same patient ID Re-attending between 3 & 9 months - Adults	123	612	20.1%	48.4%	51.6%	50.3%
% of FP17s for Band 1 Urgent Courses	130	1,144	11.4%	10.5%	9.5%	9.1%
% of FP17s Relating to Free Repair or Replacements	1	1,144	0.1%	0.6%	0.7%	0.8%
% of FP17s Relating to Continuations	18	1,144	1.6%	0.8%	1.0%	1.0%
% of Patients satisfied with the dentistry they have received	1	1	N/A	91.2%	92.0%	91.5%
% of Patients satisfied with the time they had to wait for an appointment	1	1	N/A	87.2%	88.1%	87.9%

* This is based on patients treated on this contract for their most recent course of treatment. Figures in italics indicate the base number of FP17s or Patient Questionnaire responses are less than 100. N/A is shown where the base number of responses is less than 10 during the period. % is calculated as Quantity/Base number*100

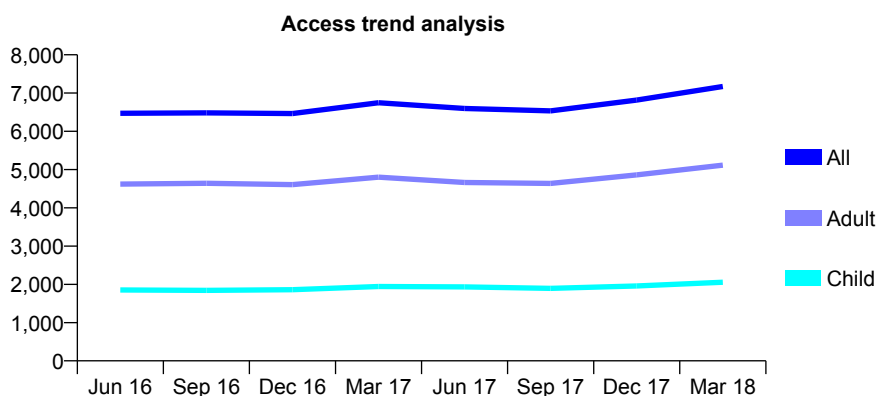
Q67 - Vital Signs At a Glance Contract Report for 736643/0001 - Year end March 2018

Name or company name	MR RM BROWNE
Contract type name	GDS Contract
Purpose of contract	General
Contract start date	01/04/2006
Contract end date	

17/18 Contracted general activity (UDA)	16,666
Carry forward general activity (UDA)	71
17/18 Contracted orthodontic activity (UOA)	0
Carry forward orthodontic activity (UOA)	0
Baseline contract value	£393,086.97

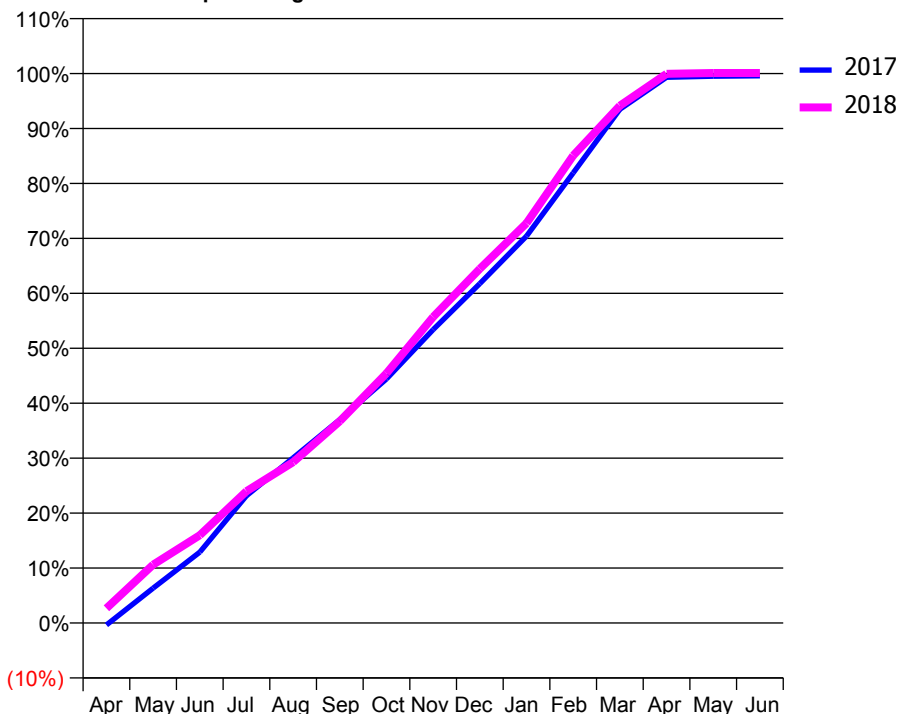
ACCESS*

Patients seen in 24 months	Total	Change since previous quarter
Quarter ending March 2017	6,747	
Quarter ending June 2017	6,596	↓
Quarter ending September 2017	6,533	→
Quarter ending December 2017	6,818	↑
Quarter ending March 2018	7,171	↑
Variance since March 2017	6.3%	↑



ACTIVITY

Cumulative percentage of contracted UDA delivered 2017 & 2018



Month	Adjusted Scheduled Activity (UDA)	
	2017	2018
April	-64	449
May	1,059	1,770
June	2,148	2,663
July	3,861	3,997
August	5,009	4,878
September	6,168	6,123
October	7,402	7,575
November	8,899	9,286
December	10,294	10,744
January	11,735	12,126
February	13,652	14,179
March	15,583	15,689
April	16,551	16,658
May	16,583	16,681
June	16,595	16,679

QUALITY

	Quantity	Base Number	Contract	AT	Region	England
% of FP17s for the same patient ID Re-attending within 3 months - Children	185	2,454	7.5%	11.7%	11.5%	11.9%
% of FP17s for the same patient ID Re-attending within 3 months - Adults	1,075	6,183	17.4%	16.6%	15.9%	16.0%
% of FP17s for the same patient ID Re-attending between 3 & 9 months - Children	1,111	2,454	45.3%	55.4%	60.6%	58.3%
% of FP17s for the same patient ID Re-attending between 3 & 9 months - Adults	2,557	6,183	41.4%	48.4%	51.6%	50.3%
% of FP17s for Band 1 Urgent Courses	1,370	8,632	15.9%	10.5%	9.5%	9.1%
% of FP17s Relating to Free Repair or Replacements	53	8,632	0.6%	0.6%	0.7%	0.8%
% of FP17s Relating to Continuations	19	8,632	0.2%	0.8%	1.0%	1.0%
% of Patients satisfied with the dentistry they have received	3	3	N/A	91.2%	92.0%	91.5%
% of Patients satisfied with the time they had to wait for an appointment	3	3	N/A	87.2%	88.1%	87.9%

* This is based on patients treated on this contract for their most recent course of treatment. Figures in italics indicate the base number of FP17s or Patient Questionnaire responses are less than 100. N/A is shown where the base number of responses is less than 10 during the period. % is calculated as Quantity/Base number*100

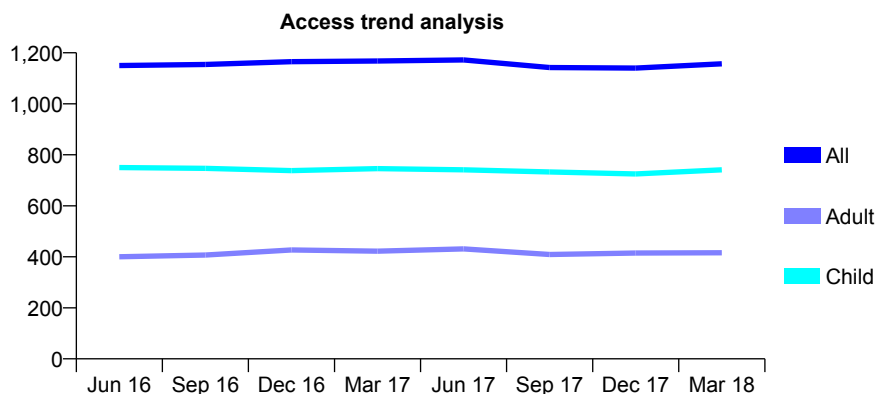
Q67 - Vital Signs At a Glance Contract Report for 740160/0002 - Year end March 2018

Name or company name	MISS HS ABEL
Contract type name	GDS Contract
Purpose of contract	General
Contract start date	01/05/2006
Contract end date	

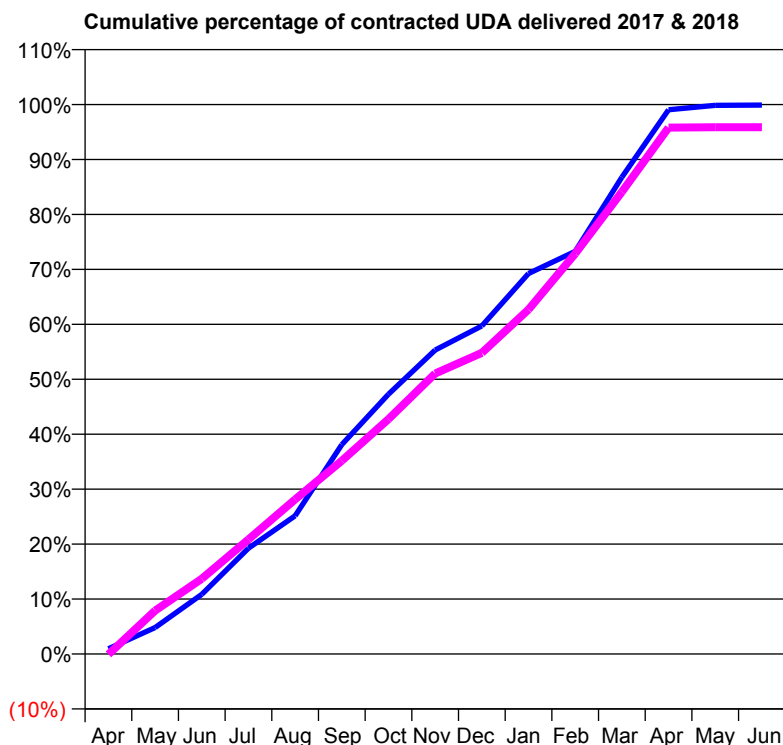
17/18 Contracted general activity (UDA)	2,394
Carry forward general activity (UDA)	2
17/18 Contracted orthodontic activity (UOA)	0
Carry forward orthodontic activity (UOA)	0
Baseline contract value	£59,852.68

ACCESS*

Patients seen in 24 months	Total	Change since previous quarter
Quarter ending March 2017	1,168	
Quarter ending June 2017	1,172	→
Quarter ending September 2017	1,142	↓
Quarter ending December 2017	1,140	→
Quarter ending March 2018	1,157	→
Variance since March 2017	(0.9%)	→



ACTIVITY



Month	Adjusted Scheduled Activity (UDA)	
	2017	2018
April	23	-2
May	115	189
June	260	328
July	461	499
August	602	674
September	912	842
October	1,132	1,023
November	1,324	1,222
December	1,430	1,312
January	1,658	1,501
February	1,754	1,744
March	2,077	2,013
April	2,371	2,293
May	2,390	2,295
June	2,391	2,295

QUALITY

	Quantity	Base Number	Contract	AT	Region	England
% of FP17s for the same patient ID Re-attending within 3 months - Children	52	1,028	5.1%	11.7%	11.5%	11.9%
% of FP17s for the same patient ID Re-attending within 3 months - Adults	40	362	11.0%	16.6%	15.9%	16.0%
% of FP17s for the same patient ID Re-attending between 3 & 9 months - Children	530	1,028	51.6%	55.4%	60.6%	58.3%
% of FP17s for the same patient ID Re-attending between 3 & 9 months - Adults	140	362	38.7%	48.4%	51.6%	50.3%
% of FP17s for Band 1 Urgent Courses	41	1,363	3.0%	10.5%	9.5%	9.1%
% of FP17s Relating to Free Repair or Replacements	1	1,363	0.1%	0.6%	0.7%	0.8%
% of FP17s Relating to Continuations	0	1,363	0.0%	0.8%	1.0%	1.0%
% of Patients satisfied with the dentistry they have received	1	1	N/A	91.2%	92.0%	91.5%
% of Patients satisfied with the time they had to wait for an appointment	1	1	N/A	87.2%	88.1%	87.9%

* This is based on patients treated on this contract for their most recent course of treatment. Figures in italics indicate the base number of FP17s or Patient Questionnaire responses are less than 100. N/A is shown where the base number of responses is less than 10 during the period. % is calculated as Quantity/Base number*100

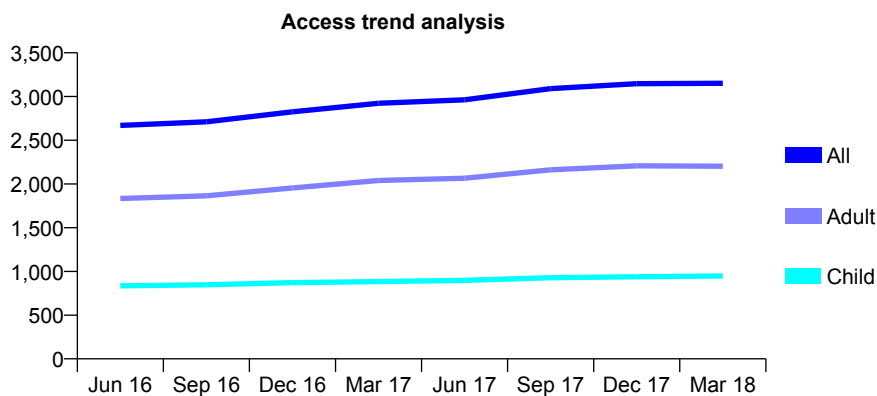
Q67 - Vital Signs At a Glance Contract Report for 741299/0001 - Year end March 2018

Name or company name	MISS DH QUIGLEY
Contract type name	GDS Contract
Purpose of contract	General
Contract start date	01/04/2006
Contract end date	

17/18 Contracted general activity (UDA)	8,032
Carry forward general activity (UDA)	140
17/18 Contracted orthodontic activity (UOA)	0
Carry forward orthodontic activity (UOA)	0
Baseline contract value	£198,624.38

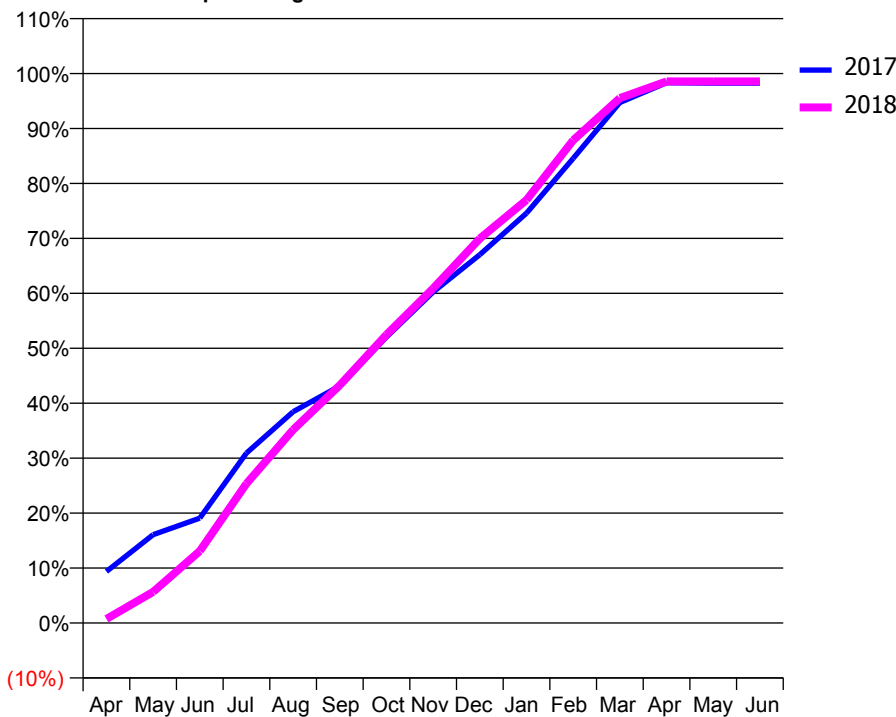
ACCESS*

Patients seen in 24 months	Total	Change since previous quarter
Quarter ending March 2017	2,923	
Quarter ending June 2017	2,963	→
Quarter ending September 2017	3,090	↑
Quarter ending December 2017	3,147	→
Quarter ending March 2018	3,151	→
Variance since March 2017	7.8%	↑



ACTIVITY

Cumulative percentage of contracted UDA delivered 2017 & 2018



Month	Adjusted Scheduled Activity (UDA)	
	2017	2018
April	753	60
May	1,291	455
June	1,533	1,052
July	2,485	2,038
August	3,089	2,826
September	3,467	3,476
October	4,179	4,215
November	4,838	4,890
December	5,384	5,620
January	5,991	6,184
February	6,792	7,057
March	7,609	7,673
April	7,896	7,916
May	7,891	7,916
June	7,891	7,916

QUALITY

	Quantity	Base Number	Contract	AT	Region	England
% of FP17s for the same patient ID Re-attending within 3 months - Children	107	1,246	8.6%	11.7%	11.5%	11.9%
% of FP17s for the same patient ID Re-attending within 3 months - Adults	440	2,813	15.6%	16.6%	15.9%	16.0%
% of FP17s for the same patient ID Re-attending between 3 & 9 months - Children	640	1,246	51.4%	55.4%	60.6%	58.3%
% of FP17s for the same patient ID Re-attending between 3 & 9 months - Adults	1,277	2,813	45.4%	48.4%	51.6%	50.3%
% of FP17s for Band 1 Urgent Courses	352	4,032	8.7%	10.5%	9.5%	9.1%
% of FP17s Relating to Free Repair or Replacements	17	4,032	0.4%	0.6%	0.7%	0.8%
% of FP17s Relating to Continuations	78	4,032	1.9%	0.8%	1.0%	1.0%
% of Patients satisfied with the dentistry they have received	2	2	N/A	91.2%	92.0%	91.5%
% of Patients satisfied with the time they had to wait for an appointment	2	2	N/A	87.2%	88.1%	87.9%

* This is based on patients treated on this contract for their most recent course of treatment. Figures in italics indicate the base number of FP17s or Patient Questionnaire responses are less than 100. N/A is shown where the base number of responses is less than 10 during the period. % is calculated as Quantity/Base number*100

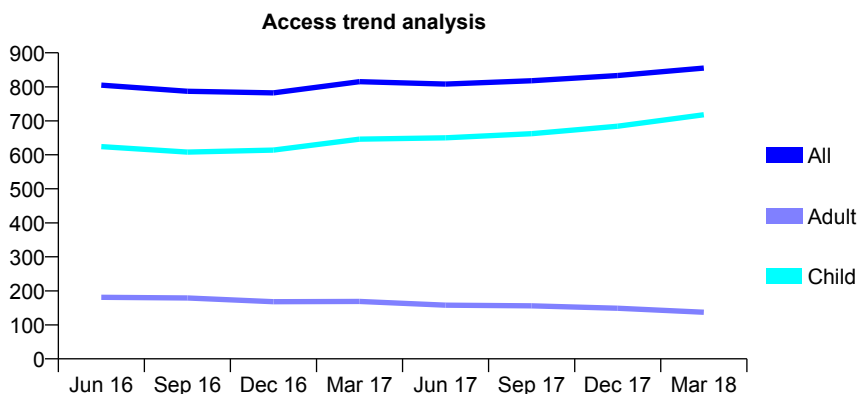
Q67 - Vital Signs At a Glance Contract Report for 741442/0001 - Year end March 2018

Name or company name	MR IC SMALL
Contract type name	GDS Contract
Purpose of contract	General
Contract start date	01/04/2006
Contract end date	

17/18 Contracted general activity (UDA)	1,444
Carry forward general activity (UDA)	31
17/18 Contracted orthodontic activity (UOA)	0
Carry forward orthodontic activity (UOA)	0
Baseline contract value	£32,459.75

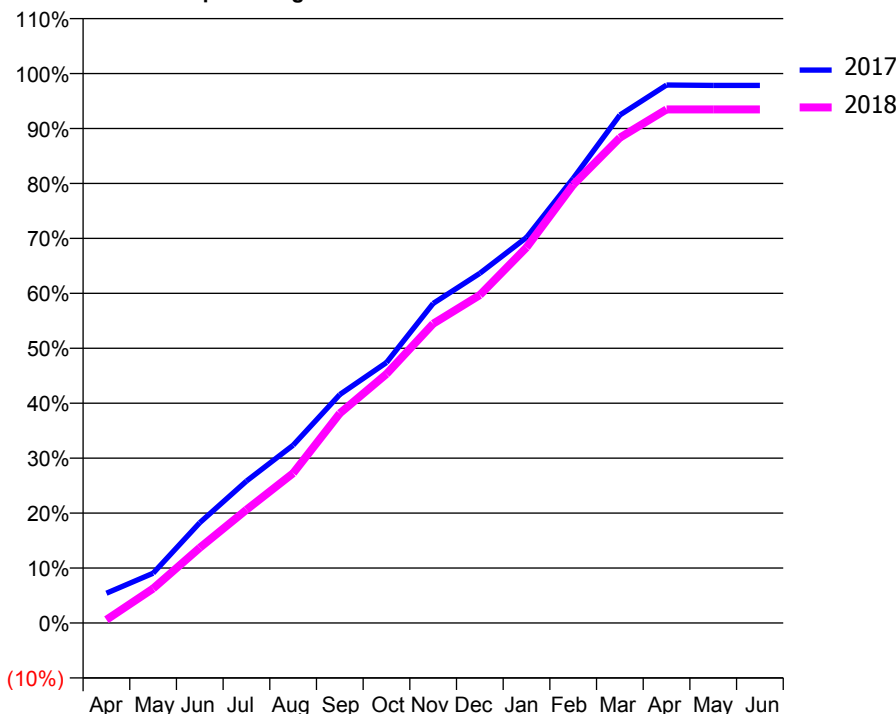
ACCESS*

Patients seen in 24 months	Total	Change since previous quarter
Quarter ending March 2017	815	
Quarter ending June 2017	808	→
Quarter ending September 2017	818	→
Quarter ending December 2017	833	→
Quarter ending March 2018	855	↑
Variance since March 2017	4.9%	↑



ACTIVITY

Cumulative percentage of contracted UDA delivered 2017 & 2018



Month	Adjusted Scheduled Activity (UDA)	
	2017	2018
April	78	9
May	131	91
June	264	198
July	373	298
August	467	394
September	600	551
October	685	654
November	840	787
December	919	862
January	1,013	987
February	1,169	1,152
March	1,335	1,275
April	1,414	1,350
May	1,413	1,350
June	1,413	1,350

QUALITY

	Quantity	Base Number	Contract	AT	Region	England
% of FP17s for the same patient ID Re-attending within 3 months - Children	44	855	5.1%	11.7%	11.5%	11.9%
% of FP17s for the same patient ID Re-attending within 3 months - Adults	16	100	16.0%	16.6%	15.9%	16.0%
% of FP17s for the same patient ID Re-attending between 3 & 9 months - Children	333	855	38.9%	55.4%	60.6%	58.3%
% of FP17s for the same patient ID Re-attending between 3 & 9 months - Adults	44	100	44.0%	48.4%	51.6%	50.3%
% of FP17s for Band 1 Urgent Courses	18	944	1.9%	10.5%	9.5%	9.1%
% of FP17s Relating to Free Repair or Replacements	0	944	0.0%	0.6%	0.7%	0.8%
% of FP17s Relating to Continuations	1	944	0.1%	0.8%	1.0%	1.0%
% of Patients satisfied with the dentistry they have received	0	0	N/A	91.2%	92.0%	91.5%
% of Patients satisfied with the time they had to wait for an appointment	0	0	N/A	87.2%	88.1%	87.9%

* This is based on patients treated on this contract for their most recent course of treatment. Figures in italics indicate the base number of FP17s or Patient Questionnaire responses are less than 100. N/A is shown where the base number of responses is less than 10 during the period. % is calculated as Quantity/Base number*100

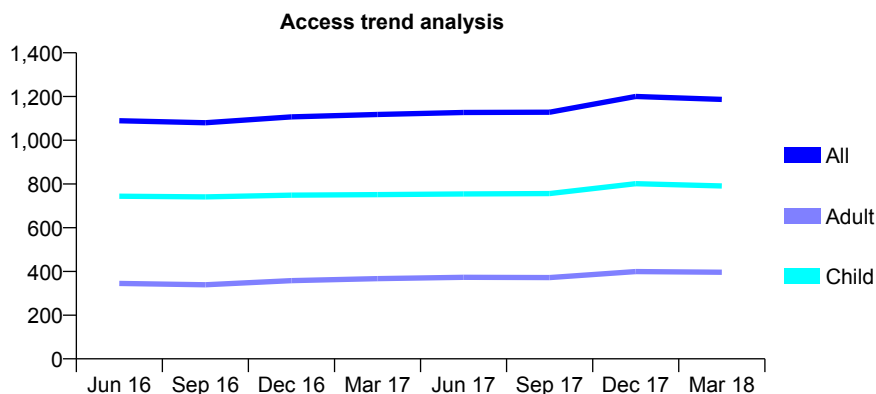
Q67 - Vital Signs At a Glance Contract Report for 741809/0001 - Year end March 2018

Name or company name	MISS KS LEWIS
Contract type name	GDS Contract
Purpose of contract	General
Contract start date	01/04/2006
Contract end date	

17/18 Contracted general activity (UDA)	2,302
Carry forward general activity (UDA)	61
17/18 Contracted orthodontic activity (UOA)	0
Carry forward orthodontic activity (UOA)	0
Baseline contract value	£51,746.76

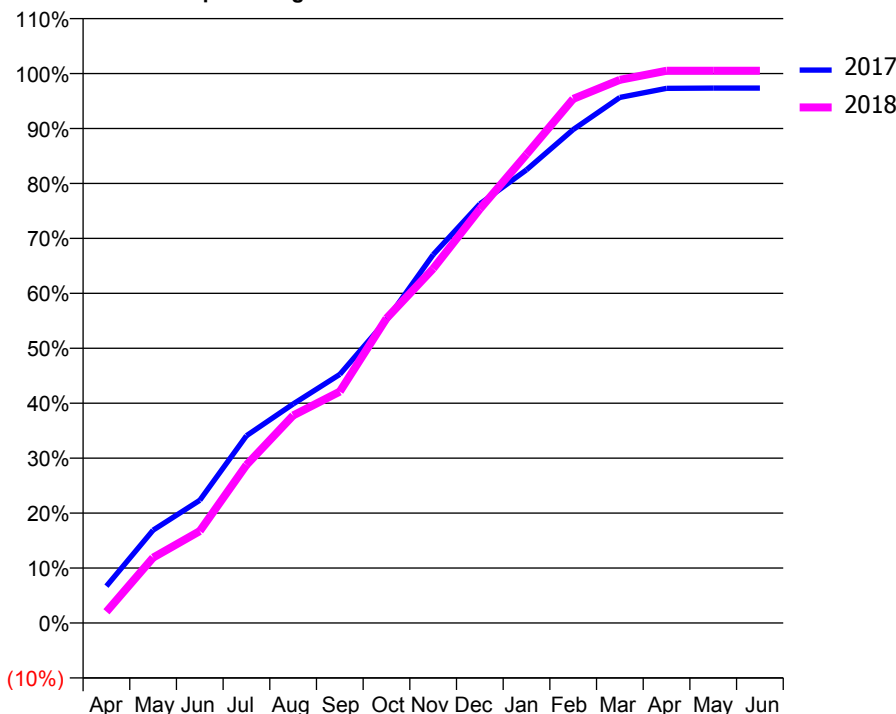
ACCESS*

Patients seen in 24 months	Total	Change since previous quarter
Quarter ending March 2017	1,118	
Quarter ending June 2017	1,127	→
Quarter ending September 2017	1,128	→
Quarter ending December 2017	1,200	↑
Quarter ending March 2018	1,187	↓
Variance since March 2017	6.2%	↑



ACTIVITY

Cumulative percentage of contracted UDA delivered 2017 & 2018



Month	Adjusted Scheduled Activity (UDA)	
	2017	2018
April	154	47
May	389	274
June	514	385
July	785	662
August	918	869
September	1,042	969
October	1,269	1,276
November	1,543	1,484
December	1,756	1,734
January	1,899	1,963
February	2,067	2,195
March	2,202	2,275
April	2,240	2,314
May	2,241	2,314
June	2,241	2,314

QUALITY

	Quantity	Base Number	Contract	AT	Region	England
% of FP17s for the same patient ID Re-attending within 3 months - Children	38	1,178	3.2%	11.7%	11.5%	11.9%
% of FP17s for the same patient ID Re-attending within 3 months - Adults	31	401	7.7%	16.6%	15.9%	16.0%
% of FP17s for the same patient ID Re-attending between 3 & 9 months - Children	717	1,178	60.9%	55.4%	60.6%	58.3%
% of FP17s for the same patient ID Re-attending between 3 & 9 months - Adults	219	401	54.6%	48.4%	51.6%	50.3%
% of FP17s for Band 1 Urgent Courses	3	1,582	0.2%	10.5%	9.5%	9.1%
% of FP17s Relating to Free Repair or Replacements	0	1,582	0.0%	0.6%	0.7%	0.8%
% of FP17s Relating to Continuations	14	1,582	0.9%	0.8%	1.0%	1.0%
% of Patients satisfied with the dentistry they have received	1	1	N/A	91.2%	92.0%	91.5%
% of Patients satisfied with the time they had to wait for an appointment	1	1	N/A	87.2%	88.1%	87.9%

* This is based on patients treated on this contract for their most recent course of treatment. Figures in italics indicate the base number of FP17s or Patient Questionnaire responses are less than 100. N/A is shown where the base number of responses is less than 10 during the period. % is calculated as Quantity/Base number*100

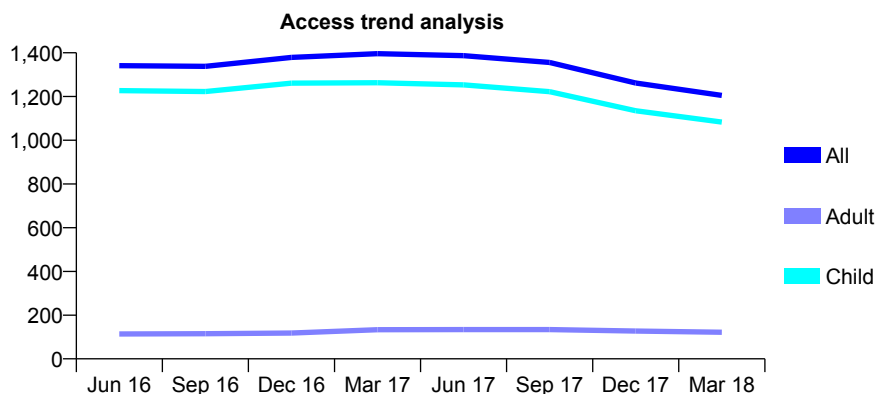
Q67 - Vital Signs At a Glance Contract Report for 742023/0001 - Year end March 2018

Name or company name	MR KP BAKER
Contract type name	GDS Contract
Purpose of contract	General
Contract start date	01/04/2006
Contract end date	

17/18 Contracted general activity (UDA)	2,200
Carry forward general activity (UDA)	0
17/18 Contracted orthodontic activity (UOA)	0
Carry forward orthodontic activity (UOA)	0
Baseline contract value	£49,453.92

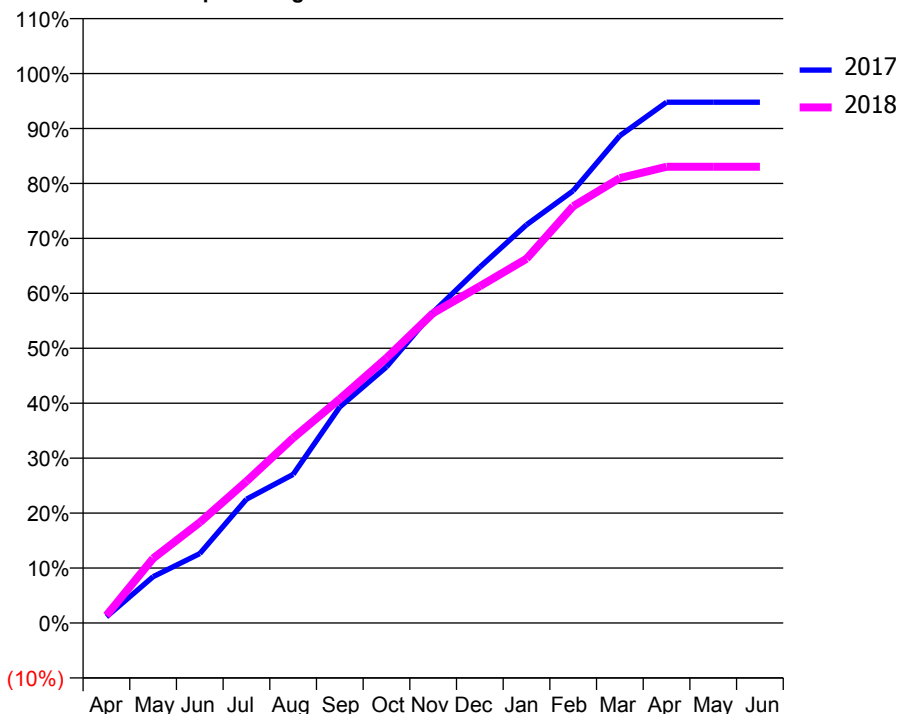
ACCESS*

Patients seen in 24 months	Total	Change since previous quarter
Quarter ending March 2017	1,396	
Quarter ending June 2017	1,387	→
Quarter ending September 2017	1,356	↓
Quarter ending December 2017	1,262	↓
Quarter ending March 2018	1,205	↓
Variance since March 2017	(13.7%)	↓



ACTIVITY

Cumulative percentage of contracted UDA delivered 2017 & 2018



Adjusted Scheduled Activity (UDA)

Month	2017	2018
April	25	30
May	186	259
June	278	403
July	496	567
August	595	741
September	865	897
October	1,025	1,061
November	1,245	1,241
December	1,425	1,348
January	1,594	1,458
February	1,731	1,668
March	1,951	1,781
April	2,085	1,826
May	2,085	1,826
June	2,085	1,826

QUALITY

	Quantity	Base Number	Contract	AT	Region	England
% of FP17s for the same patient ID Re-attending within 3 months - Children	105	1,592	6.6%	11.7%	11.5%	11.9%
% of FP17s for the same patient ID Re-attending within 3 months - Adults	5	10	50.0%	16.6%	15.9%	16.0%
% of FP17s for the same patient ID Re-attending between 3 & 9 months - Children	997	1,592	62.6%	55.4%	60.6%	58.3%
% of FP17s for the same patient ID Re-attending between 3 & 9 months - Adults	4	10	40.0%	48.4%	51.6%	50.3%
% of FP17s for Band 1 Urgent Courses	53	1,534	3.5%	10.5%	9.5%	9.1%
% of FP17s Relating to Free Repair or Replacements	0	1,534	0.0%	0.6%	0.7%	0.8%
% of FP17s Relating to Continuations	0	1,534	0.0%	0.8%	1.0%	1.0%
% of Patients satisfied with the dentistry they have received	0	1	N/A	91.2%	92.0%	91.5%
% of Patients satisfied with the time they had to wait for an appointment	0	1	N/A	87.2%	88.1%	87.9%

* This is based on patients treated on this contract for their most recent course of treatment. Figures in italics indicate the base number of FP17s or Patient Questionnaire responses are less than 100. N/A is shown where the base number of responses is less than 10 during the period. % is calculated as Quantity/Base number*100

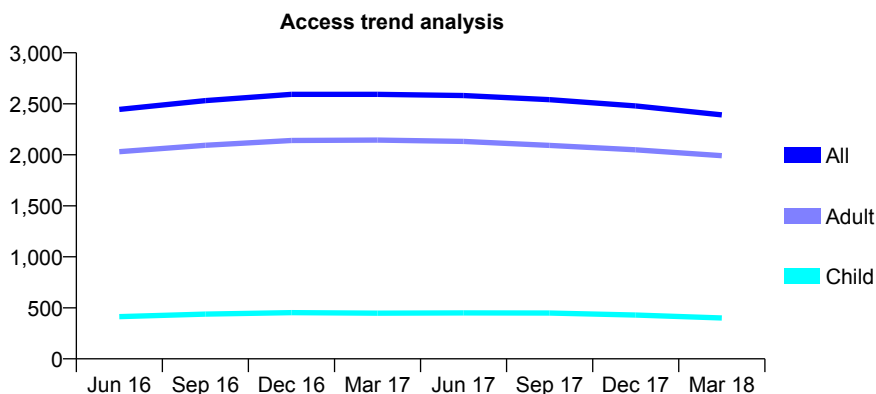
Q67 - Vital Signs At a Glance Contract Report for 748439/0002 - Year end March 2018

Name or company name	Mohammad Reza Najafi
Contract type name	GDS Contract
Purpose of contract	General
Contract start date	15/04/2010
Contract end date	

17/18 Contracted general activity (UDA)	5,845
Carry forward general activity (UDA)	-77
17/18 Contracted orthodontic activity (UOA)	0
Carry forward orthodontic activity (UOA)	0
Baseline contract value	£151,581.23

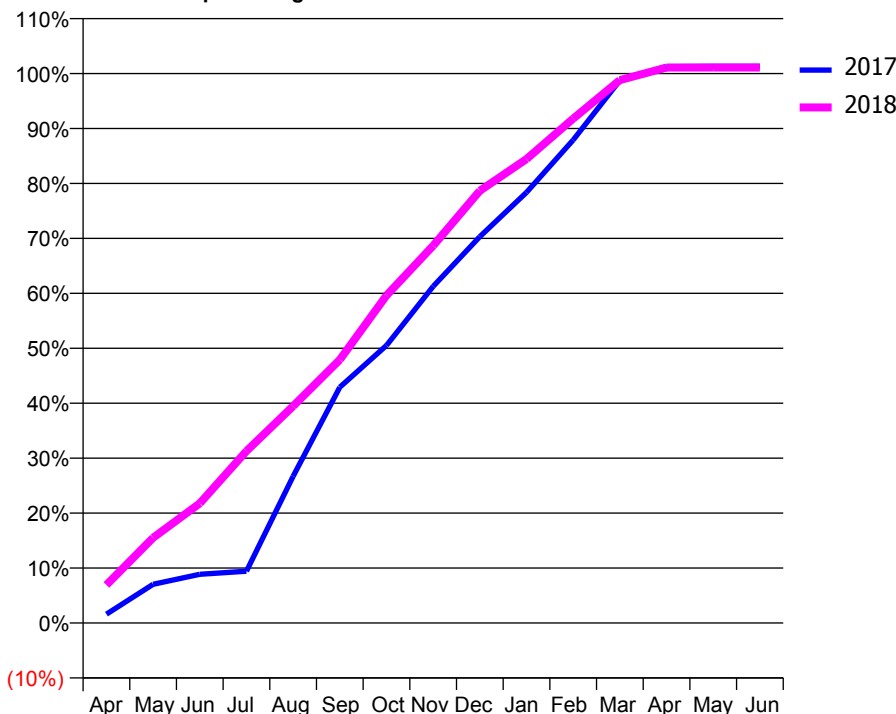
ACCESS*

Patients seen in 24 months	Total	Change since previous quarter
Quarter ending March 2017	2,593	
Quarter ending June 2017	2,581	→
Quarter ending September 2017	2,541	↓
Quarter ending December 2017	2,479	↓
Quarter ending March 2018	2,392	↓
Variance since March 2017	(7.8%)	↓



ACTIVITY

Cumulative percentage of contracted UDA delivered 2017 & 2018



Adjusted Scheduled Activity (UDA)

Month	2017	2018
April	95	406
May	412	908
June	518	1,273
July	551	1,829
August	1,560	2,307
September	2,508	2,800
October	2,953	3,485
November	3,581	4,013
December	4,110	4,598
January	4,581	4,936
February	5,139	5,365
March	5,773	5,775
April	5,919	5,908
May	5,922	5,909
June	5,922	5,909

QUALITY

	Quantity	Base Number	Contract	AT	Region	England
% of FP17s for the same patient ID Re-attending within 3 months - Children	15	398	3.8%	11.7%	11.5%	11.9%
% of FP17s for the same patient ID Re-attending within 3 months - Adults	239	2,093	11.4%	16.6%	15.9%	16.0%
% of FP17s for the same patient ID Re-attending between 3 & 9 months - Children	115	398	28.9%	55.4%	60.6%	58.3%
% of FP17s for the same patient ID Re-attending between 3 & 9 months - Adults	779	2,093	37.2%	48.4%	51.6%	50.3%
% of FP17s for Band 1 Urgent Courses	368	2,508	14.7%	10.5%	9.5%	9.1%
% of FP17s Relating to Free Repair or Replacements	34	2,508	1.4%	0.6%	0.7%	0.8%
% of FP17s Relating to Continuations	8	2,508	0.3%	0.8%	1.0%	1.0%
% of Patients satisfied with the dentistry they have received	5	6	N/A	91.2%	92.0%	91.5%
% of Patients satisfied with the time they had to wait for an appointment	6	6	N/A	87.2%	88.1%	87.9%

* This is based on patients treated on this contract for their most recent course of treatment. Figures in italics indicate the base number of FP17s or Patient Questionnaire responses are less than 100. N/A is shown where the base number of responses is less than 10 during the period. % is calculated as Quantity/Base number*100

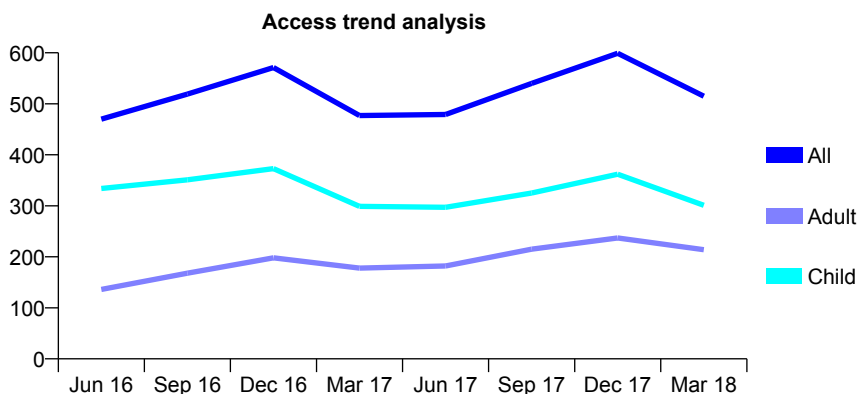
Q67 - Vital Signs At a Glance Contract Report for 751707/0001 - Year end March 2018

Name or company name	MR RK LINTON
Contract type name	GDS Contract
Purpose of contract	General
Contract start date	01/04/2006
Contract end date	

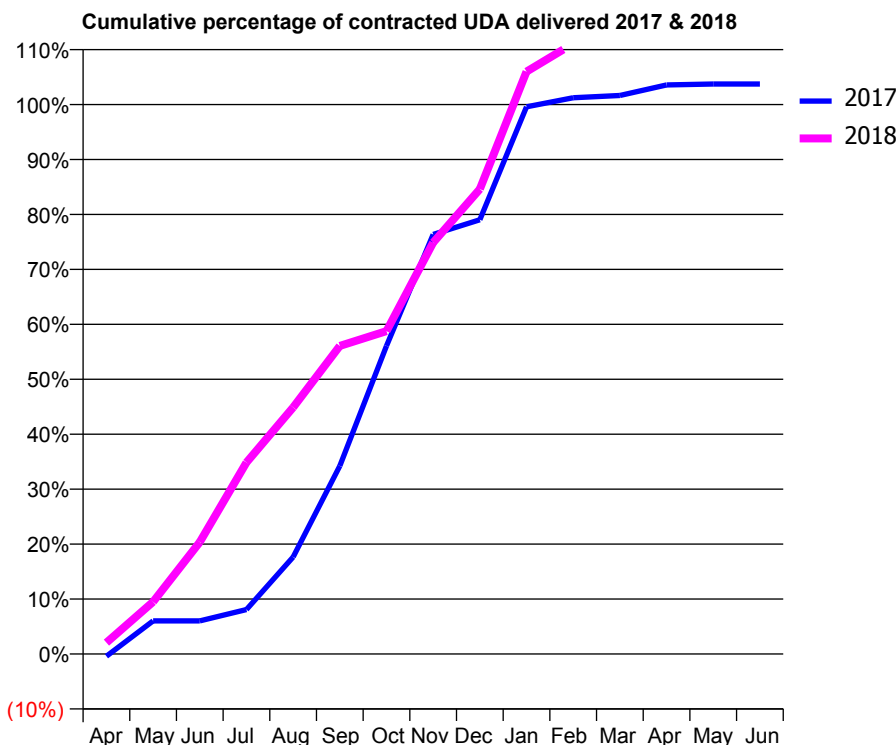
17/18 Contracted general activity (UDA)	1,161
Carry forward general activity (UDA)	-24
17/18 Contracted orthodontic activity (UOA)	0
Carry forward orthodontic activity (UOA)	0
Baseline contract value	£26,098.18

ACCESS*

Patients seen in 24 months	Total	Change since previous quarter
Quarter ending March 2017	477	
Quarter ending June 2017	479	→
Quarter ending September 2017	540	↑
Quarter ending December 2017	599	↑
Quarter ending March 2018	515	↓
Variance since March 2017	8.0%	↑



ACTIVITY



Month	Adjusted Scheduled Activity (UDA)	
	2017	2018
April	-5	24
May	70	110
June	70	236
July	94	405
August	205	521
September	397	651
October	651	682
November	887	869
December	918	982
January	1,156	1,230
February	1,175	1,290
March	1,180	1,327
April	1,202	1,327
May	1,204	1,327
June	1,204	1,327

QUALITY

	Quantity	Base Number	Contract	AT	Region	England
% of FP17s for the same patient ID Re-attending within 3 months - Children	31	404	7.7%	11.7%	11.5%	11.9%
% of FP17s for the same patient ID Re-attending within 3 months - Adults	5	181	2.8%	16.6%	15.9%	16.0%
% of FP17s for the same patient ID Re-attending between 3 & 9 months - Children	107	404	26.5%	55.4%	60.6%	58.3%
% of FP17s for the same patient ID Re-attending between 3 & 9 months - Adults	38	181	21.0%	48.4%	51.6%	50.3%
% of FP17s for Band 1 Urgent Courses	8	570	1.4%	10.5%	9.5%	9.1%
% of FP17s Relating to Free Repair or Replacements	0	570	0.0%	0.6%	0.7%	0.8%
% of FP17s Relating to Continuations	0	570	0.0%	0.8%	1.0%	1.0%
% of Patients satisfied with the dentistry they have received	1	1	N/A	91.2%	92.0%	91.5%
% of Patients satisfied with the time they had to wait for an appointment	1	1	N/A	87.2%	88.1%	87.9%

* This is based on patients treated on this contract for their most recent course of treatment. Figures in italics indicate the base number of FP17s or Patient Questionnaire responses are less than 100. N/A is shown where the base number of responses is less than 10 during the period. % is calculated as Quantity/Base number*100

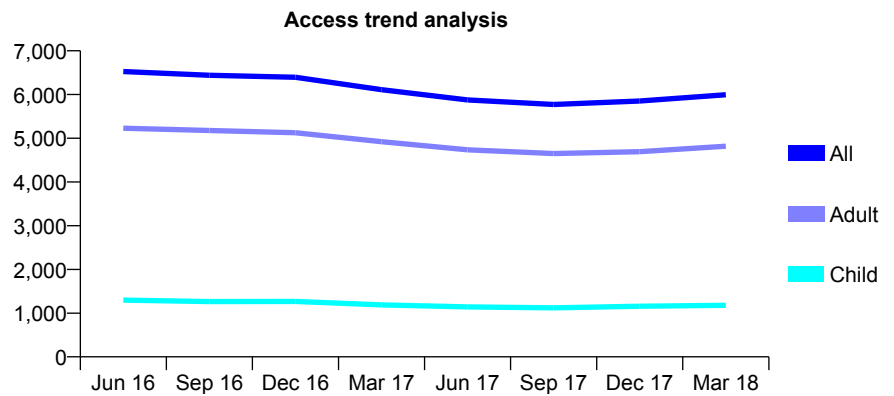
Q67 - Vital Signs At a Glance Contract Report for 762202/0001 - Year end March 2018

Name or company name	Station Road Dental Partnership
Contract type name	GDS Contract
Purpose of contract	General
Contract start date	01/04/2006
Contract end date	

17/18 Contracted general activity (UDA)	21,763
Carry forward general activity (UDA)	0
17/18 Contracted orthodontic activity (UOA)	0
Carry forward orthodontic activity (UOA)	0
Baseline contract value	£549,179.69

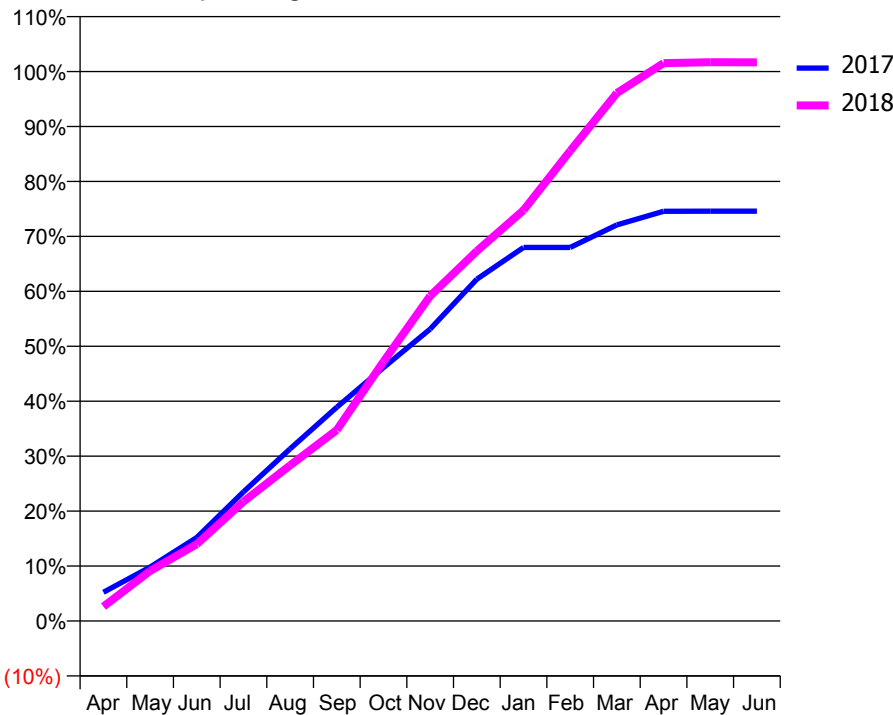
ACCESS*

Patients seen in 24 months	Total	Change since previous quarter
Quarter ending March 2017	6,110	
Quarter ending June 2017	5,876	↓
Quarter ending September 2017	5,771	↓
Quarter ending December 2017	5,851	→
Quarter ending March 2018	5,996	↑
Variance since March 2017	(1.9%)	↓



ACTIVITY

Cumulative percentage of contracted UDA delivered 2017 & 2018



Month	Adjusted Scheduled Activity (UDA)	
	2017	2018
April	1,093	573
May	2,047	1,982
June	3,171	3,045
July	4,905	4,728
August	6,537	6,167
September	8,118	7,564
October	9,620	10,276
November	11,086	12,871
December	12,976	14,651
January	14,184	16,268
February	14,184	18,621
March	15,038	20,908
April	15,556	22,096
May	15,562	22,129
June	15,562	22,126

QUALITY

	Quantity	Base Number	Contract	AT	Region	England
% of FP17s for the same patient ID Re-attending within 3 months - Children	94	1,601	5.9%	11.7%	11.5%	11.9%
% of FP17s for the same patient ID Re-attending within 3 months - Adults	1,194	7,480	16.0%	16.6%	15.9%	16.0%
% of FP17s for the same patient ID Re-attending between 3 & 9 months - Children	754	1,601	47.1%	55.4%	60.6%	58.3%
% of FP17s for the same patient ID Re-attending between 3 & 9 months - Adults	3,932	7,480	52.6%	48.4%	51.6%	50.3%
% of FP17s for Band 1 Urgent Courses	785	9,096	8.6%	10.5%	9.5%	9.1%
% of FP17s Relating to Free Repair or Replacements	51	9,096	0.6%	0.6%	0.7%	0.8%
% of FP17s Relating to Continuations	77	9,096	0.8%	0.8%	1.0%	1.0%
% of Patients satisfied with the dentistry they have received	17	20	85.0%	91.2%	92.0%	91.5%
% of Patients satisfied with the time they had to wait for an appointment	18	20	90.0%	87.2%	88.1%	87.9%

* This is based on patients treated on this contract for their most recent course of treatment. Figures in italics indicate the base number of FP17s or Patient Questionnaire responses are less than 100. N/A is shown where the base number of responses is less than 10 during the period. % is calculated as Quantity/Base number*100

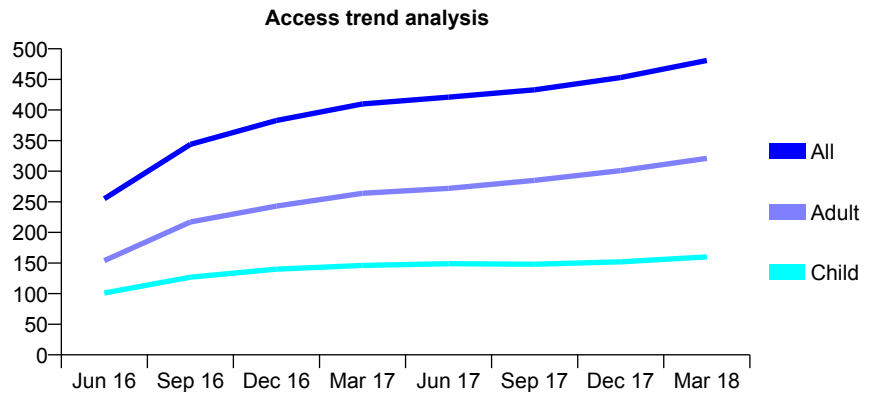
Q67 - Vital Signs At a Glance Contract Report for 765759/0002 - Year end March 2018

Name or company name	MRS TF SIJUWADE
Contract type name	GDS Contract
Purpose of contract	General
Contract start date	04/01/2016
Contract end date	

17/18 Contracted general activity (UDA)	1,270
Carry forward general activity (UDA)	-20
17/18 Contracted orthodontic activity (UOA)	0
Carry forward orthodontic activity (UOA)	0
Baseline contract value	£37,191.45

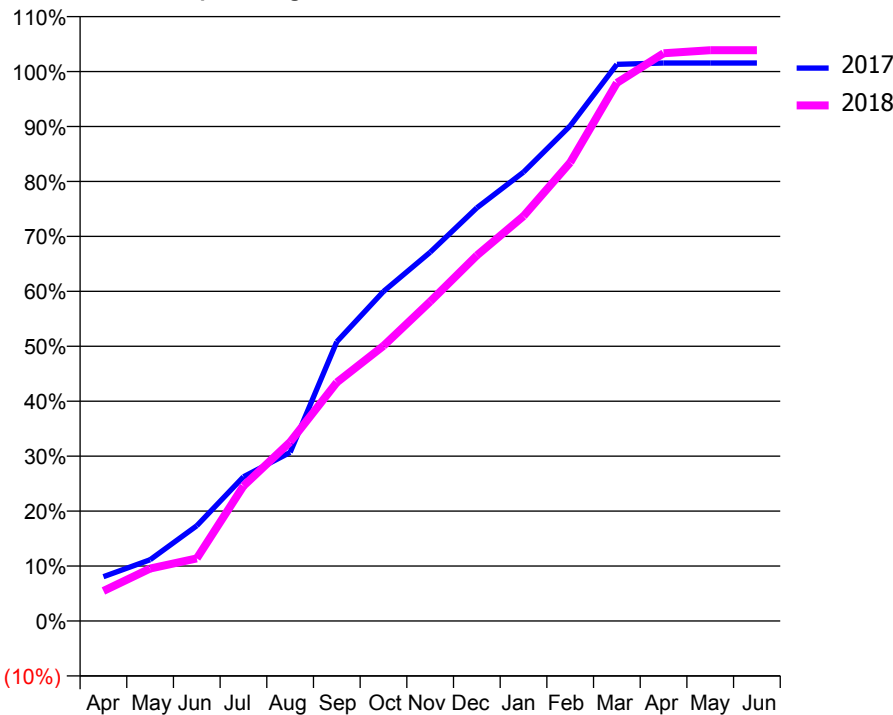
ACCESS*

Patients seen in 24 months	Total	Change since previous quarter
Quarter ending March 2017	410	
Quarter ending June 2017	421	↑
Quarter ending September 2017	433	↑
Quarter ending December 2017	453	↑
Quarter ending March 2018	481	↑
Variance since March 2017	17.3%	↑



ACTIVITY

Cumulative percentage of contracted UDA delivered 2017 & 2018



Month	Adjusted Scheduled Activity (UDA)	
	2017	2018
April	102	70
May	142	121
June	220	145
July	333	312
August	390	414
September	646	552
October	762	636
November	852	738
December	955	845
January	1,037	936
February	1,145	1,060
March	1,287	1,244
April	1,290	1,312
May	1,290	1,319
June	1,290	1,319

QUALITY

	Quantity	Base Number	Contract	AT	Region	England
% of FP17s for the same patient ID Re-attending within 3 months - Children	4	197	2.0%	11.7%	11.5%	11.9%
% of FP17s for the same patient ID Re-attending within 3 months - Adults	63	393	16.0%	16.6%	15.9%	16.0%
% of FP17s for the same patient ID Re-attending between 3 & 9 months - Children	113	197	57.4%	55.4%	60.6%	58.3%
% of FP17s for the same patient ID Re-attending between 3 & 9 months - Adults	196	393	49.9%	48.4%	51.6%	50.3%
% of FP17s for Band 1 Urgent Courses	61	631	9.7%	10.5%	9.5%	9.1%
% of FP17s Relating to Free Repair or Replacements	0	631	0.0%	0.6%	0.7%	0.8%
% of FP17s Relating to Continuations	0	631	0.0%	0.8%	1.0%	1.0%
% of Patients satisfied with the dentistry they have received	9	9	N/A	91.2%	92.0%	91.5%
% of Patients satisfied with the time they had to wait for an appointment	7	9	N/A	87.2%	88.1%	87.9%

* This is based on patients treated on this contract for their most recent course of treatment. Figures in italics indicate the base number of FP17s or Patient Questionnaire responses are less than 100. N/A is shown where the base number of responses is less than 10 during the period. % is calculated as Quantity/Base number*100

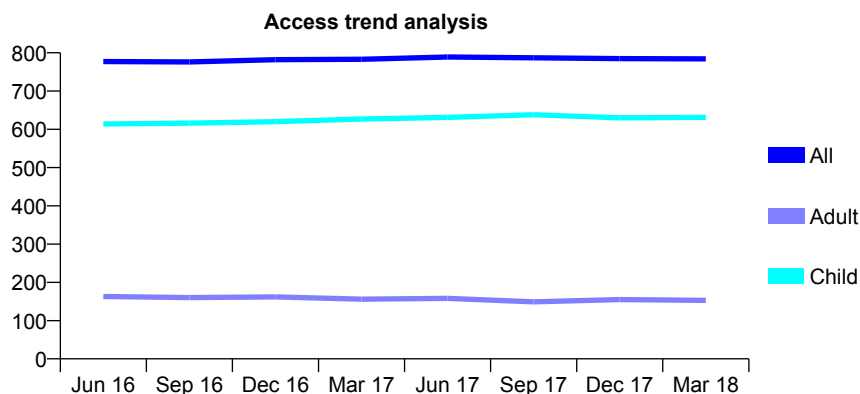
Q67 - Vital Signs At a Glance Contract Report for 768189/0001 - Year end March 2018

Name or company name	MR CA DU PLESSIS
Contract type name	GDS Contract
Purpose of contract	General
Contract start date	01/04/2006
Contract end date	

17/18 Contracted general activity (UDA)	2,050
Carry forward general activity (UDA)	32
17/18 Contracted orthodontic activity (UOA)	0
Carry forward orthodontic activity (UOA)	0
Baseline contract value	£50,686.94

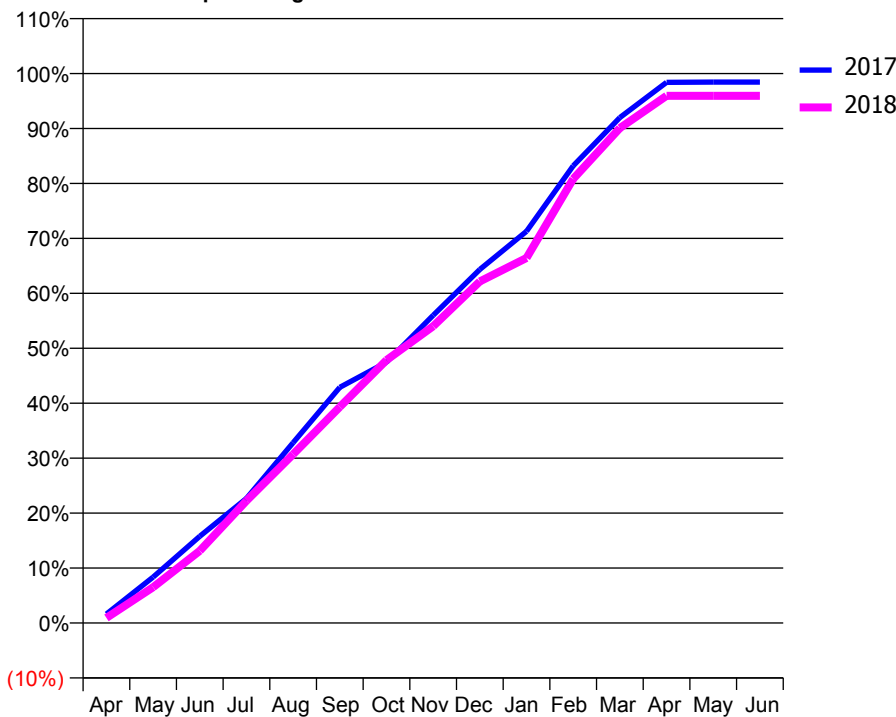
ACCESS*

Patients seen in 24 months	Total	Change since previous quarter
Quarter ending March 2017	783	
Quarter ending June 2017	789	→
Quarter ending September 2017	787	→
Quarter ending December 2017	785	→
Quarter ending March 2018	784	→
Variance since March 2017	0.1%	→



ACTIVITY

Cumulative percentage of contracted UDA delivered 2017 & 2018



Adjusted Scheduled Activity (UDA)

Month	2017	2018
April	34	19
May	171	134
June	324	270
July	465	456
August	673	629
September	879	806
October	973	981
November	1,148	1,107
December	1,319	1,274
January	1,461	1,362
February	1,706	1,657
March	1,886	1,846
April	2,017	1,967
May	2,018	1,967
June	2,018	1,967

QUALITY

	Quantity	Base Number	Contract	AT	Region	England
% of FP17s for the same patient ID Re-attending within 3 months - Children	111	1,190	9.3%	11.7%	11.5%	11.9%
% of FP17s for the same patient ID Re-attending within 3 months - Adults	17	139	12.2%	16.6%	15.9%	16.0%
% of FP17s for the same patient ID Re-attending between 3 & 9 months - Children	861	1,190	72.4%	55.4%	60.6%	58.3%
% of FP17s for the same patient ID Re-attending between 3 & 9 months - Adults	100	139	71.9%	48.4%	51.6%	50.3%
% of FP17s for Band 1 Urgent Courses	38	1,338	2.8%	10.5%	9.5%	9.1%
% of FP17s Relating to Free Repair or Replacements	2	1,338	0.1%	0.6%	0.7%	0.8%
% of FP17s Relating to Continuations	0	1,338	0.0%	0.8%	1.0%	1.0%
% of Patients satisfied with the dentistry they have received	1	1	N/A	91.2%	92.0%	91.5%
% of Patients satisfied with the time they had to wait for an appointment	1	1	N/A	87.2%	88.1%	87.9%

* This is based on patients treated on this contract for their most recent course of treatment. Figures in italics indicate the base number of FP17s or Patient Questionnaire responses are less than 100. N/A is shown where the base number of responses is less than 10 during the period. % is calculated as Quantity/Base number*100

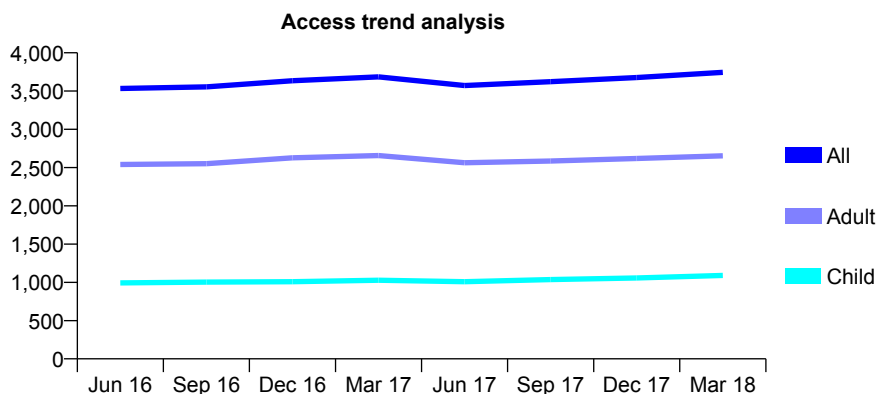
Q67 - Vital Signs At a Glance Contract Report for 769142/0002 - Year end March 2018

Name or company name	MR JK BABAYEMI
Contract type name	GDS Contract
Purpose of contract	General
Contract start date	01/03/2008
Contract end date	

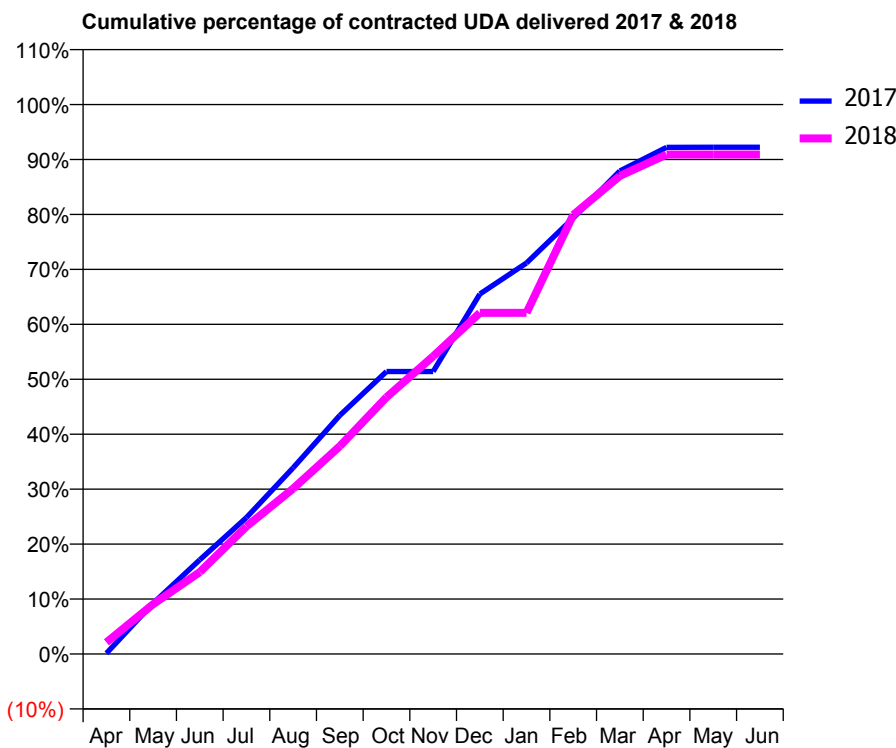
17/18 Contracted general activity (UDA)	10,638
Carry forward general activity (UDA)	0
17/18 Contracted orthodontic activity (UOA)	0
Carry forward orthodontic activity (UOA)	0
Baseline contract value	£302,726.94

ACCESS*

Patients seen in 24 months	Total	Change since previous quarter
Quarter ending March 2017	3,685	
Quarter ending June 2017	3,572	↓
Quarter ending September 2017	3,623	→
Quarter ending December 2017	3,676	→
Quarter ending March 2018	3,745	→
Variance since March 2017	1.6%	→



ACTIVITY



Month	Adjusted Scheduled Activity (UDA)	
	2017	2018
April	14	225
May	982	963
June	1,823	1,587
July	2,643	2,469
August	3,606	3,203
September	4,619	4,023
October	5,469	4,970
November	5,469	5,764
December	6,968	6,604
January	7,570	6,604
February	8,440	8,501
March	9,351	9,255
April	9,809	9,669
May	9,812	9,669
June	9,812	9,669

QUALITY

	Quantity	Base Number	Contract	AT	Region	England
% of FP17s for the same patient ID Re-attending within 3 months - Children	31	1,153	2.7%	11.7%	11.5%	11.9%
% of FP17s for the same patient ID Re-attending within 3 months - Adults	222	2,608	8.5%	16.6%	15.9%	16.0%
% of FP17s for the same patient ID Re-attending between 3 & 9 months - Children	403	1,153	35.0%	55.4%	60.6%	58.3%
% of FP17s for the same patient ID Re-attending between 3 & 9 months - Adults	936	2,608	35.9%	48.4%	51.6%	50.3%
% of FP17s for Band 1 Urgent Courses	300	3,723	8.1%	10.5%	9.5%	9.1%
% of FP17s Relating to Free Repair or Replacements	2	3,723	0.1%	0.6%	0.7%	0.8%
% of FP17s Relating to Continuations	0	3,723	0.0%	0.8%	1.0%	1.0%
% of Patients satisfied with the dentistry they have received	9	10	90.0%	91.2%	92.0%	91.5%
% of Patients satisfied with the time they had to wait for an appointment	5	10	50.0%	87.2%	88.1%	87.9%

* This is based on patients treated on this contract for their most recent course of treatment. Figures in italics indicate the base number of FP17s or Patient Questionnaire responses are less than 100. N/A is shown where the base number of responses is less than 10 during the period. % is calculated as Quantity/Base number*100

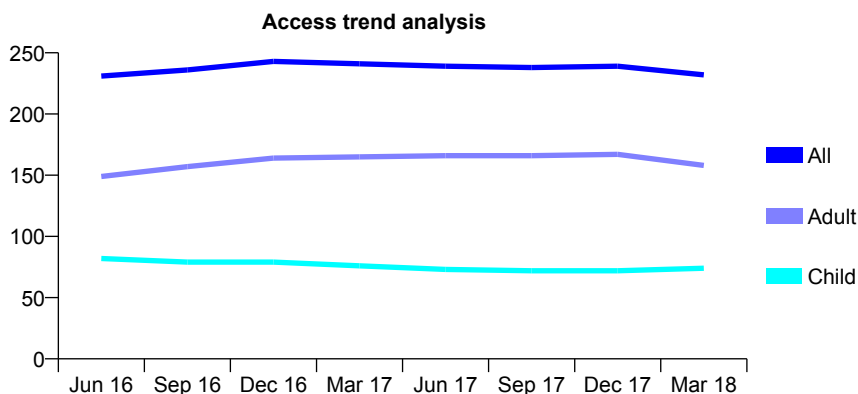
Q67 - Vital Signs At a Glance Contract Report for 773727/0001 - Year end March 2018

Name or company name	MR PK MOO
Contract type name	GDS Contract
Purpose of contract	General
Contract start date	01/04/2006
Contract end date	

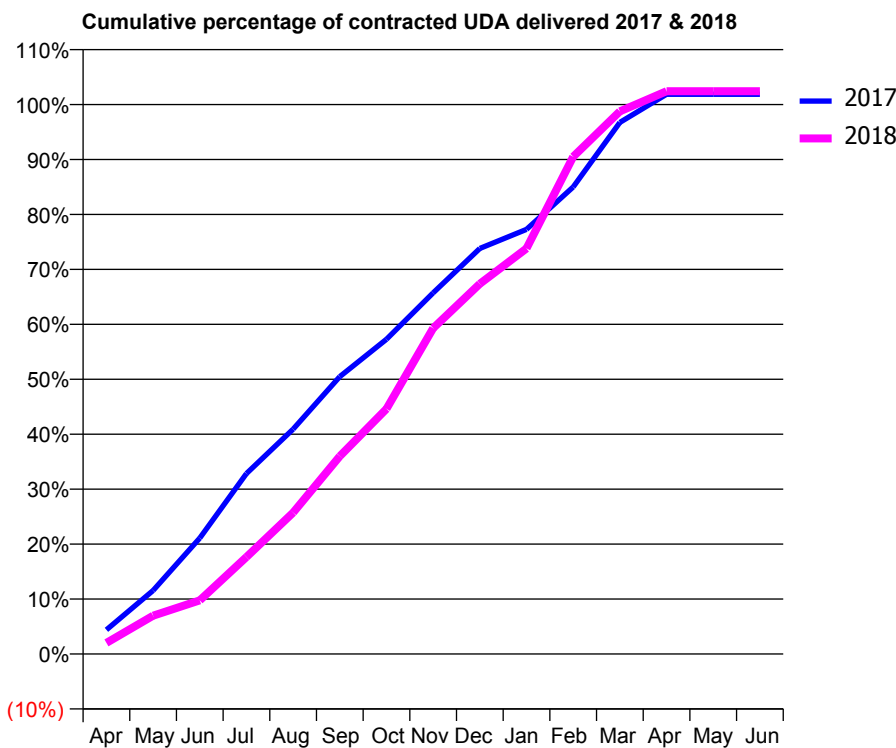
17/18 Contracted general activity (UDA)	545
Carry forward general activity (UDA)	-11
17/18 Contracted orthodontic activity (UOA)	0
Carry forward orthodontic activity (UOA)	0
Baseline contract value	£12,552.44

ACCESS*

Patients seen in 24 months	Total	Change since previous quarter
Quarter ending March 2017	241	
Quarter ending June 2017	239	→
Quarter ending September 2017	238	→
Quarter ending December 2017	239	→
Quarter ending March 2018	232	↓
Variance since March 2017	(3.7%)	↓



ACTIVITY



Month	Adjusted Scheduled Activity (UDA)	
	2017	2018
April	24	11
May	63	38
June	115	53
July	179	96
August	223	140
September	275	196
October	312	243
November	358	323
December	402	367
January	421	402
February	463	493
March	527	538
April	555	558
May	555	558
June	555	558

QUALITY

	Quantity	Base Number	Contract	AT	Region	England
% of FP17s for the same patient ID Re-attending within 3 months - Children	10	132	7.6%	11.7%	11.5%	11.9%
% of FP17s for the same patient ID Re-attending within 3 months - Adults	2	113	1.8%	16.6%	15.9%	16.0%
% of FP17s for the same patient ID Re-attending between 3 & 9 months - Children	96	132	72.7%	55.4%	60.6%	58.3%
% of FP17s for the same patient ID Re-attending between 3 & 9 months - Adults	21	113	18.6%	48.4%	51.6%	50.3%
% of FP17s for Band 1 Urgent Courses	1	242	0.4%	10.5%	9.5%	9.1%
% of FP17s Relating to Free Repair or Replacements	0	242	0.0%	0.6%	0.7%	0.8%
% of FP17s Relating to Continuations	0	242	0.0%	0.8%	1.0%	1.0%
% of Patients satisfied with the dentistry they have received	1	1	N/A	91.2%	92.0%	91.5%
% of Patients satisfied with the time they had to wait for an appointment	1	1	N/A	87.2%	88.1%	87.9%

* This is based on patients treated on this contract for their most recent course of treatment. Figures in italics indicate the base number of FP17s or Patient Questionnaire responses are less than 100. N/A is shown where the base number of responses is less than 10 during the period. % is calculated as Quantity/Base number*100

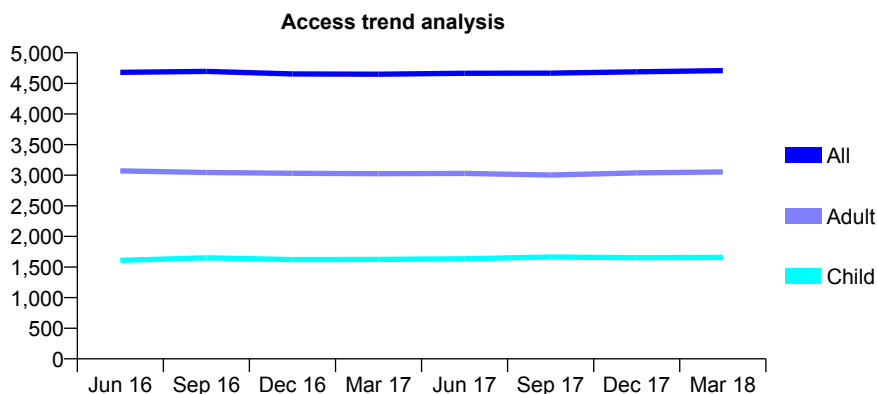
Q67 - Vital Signs At a Glance Contract Report for 776009/0002 - Year end March 2018

Name or company name	MISS R RAY
Contract type name	GDS Contract
Purpose of contract	General
Contract start date	01/04/2009
Contract end date	

17/18 Contracted general activity (UDA)	10,262
Carry forward general activity (UDA)	-48
17/18 Contracted orthodontic activity (UOA)	0
Carry forward orthodontic activity (UOA)	0
Baseline contract value	£272,085.32

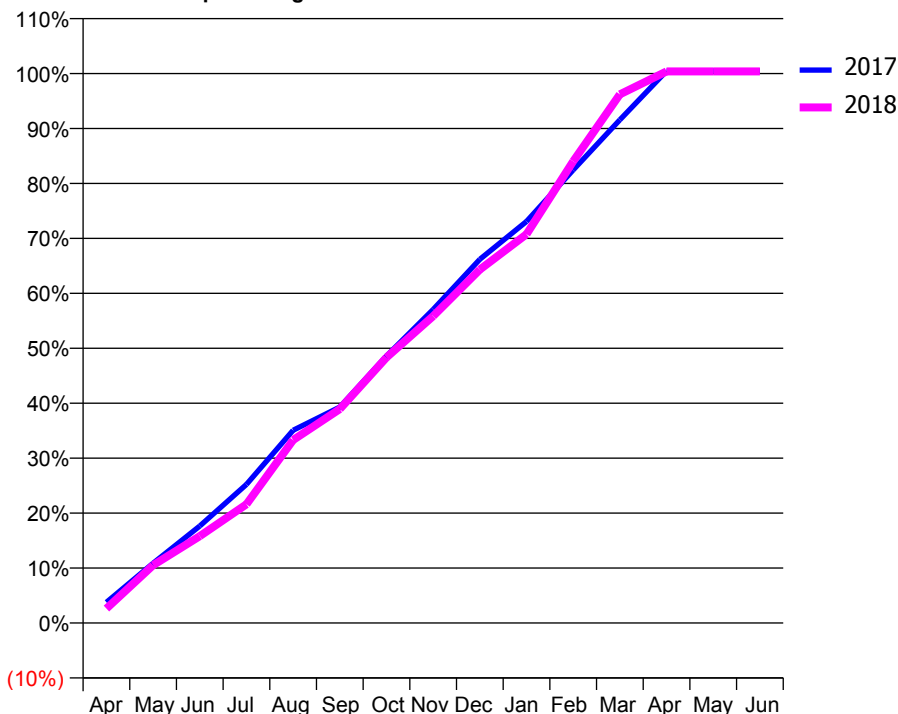
ACCESS*

Patients seen in 24 months	Total	Change since previous quarter
Quarter ending March 2017	4,651	
Quarter ending June 2017	4,665	→
Quarter ending September 2017	4,667	→
Quarter ending December 2017	4,690	→
Quarter ending March 2018	4,709	→
Variance since March 2017	1.2%	→



ACTIVITY

Cumulative percentage of contracted UDA delivered 2017 & 2018



Adjusted Scheduled Activity (UDA)

Month	2017	2018
April	388	270
May	1,117	1,079
June	1,811	1,623
July	2,588	2,217
August	3,599	3,417
September	4,032	3,996
October	4,986	4,959
November	5,856	5,732
December	6,793	6,601
January	7,501	7,261
February	8,462	8,624
March	9,397	9,873
April	10,309	10,301
May	10,310	10,301
June	10,310	10,301

QUALITY

	Quantity	Base Number	Contract	AT	Region	England
% of FP17s for the same patient ID Re-attending within 3 months - Children	121	1,708	7.1%	11.7%	11.5%	11.9%
% of FP17s for the same patient ID Re-attending within 3 months - Adults	599	3,258	18.4%	16.6%	15.9%	16.0%
% of FP17s for the same patient ID Re-attending between 3 & 9 months - Children	495	1,708	29.0%	55.4%	60.6%	58.3%
% of FP17s for the same patient ID Re-attending between 3 & 9 months - Adults	884	3,258	27.1%	48.4%	51.6%	50.3%
% of FP17s for Band 1 Urgent Courses	534	4,237	12.6%	10.5%	9.5%	9.1%
% of FP17s Relating to Free Repair or Replacements	69	4,237	1.6%	0.6%	0.7%	0.8%
% of FP17s Relating to Continuations	50	4,237	1.2%	0.8%	1.0%	1.0%
% of Patients satisfied with the dentistry they have received	5	6	N/A	91.2%	92.0%	91.5%
% of Patients satisfied with the time they had to wait for an appointment	4	6	N/A	87.2%	88.1%	87.9%

* This is based on patients treated on this contract for their most recent course of treatment. Figures in italics indicate the base number of FP17s or Patient Questionnaire responses are less than 100. N/A is shown where the base number of responses is less than 10 during the period. % is calculated as Quantity/Base number*100

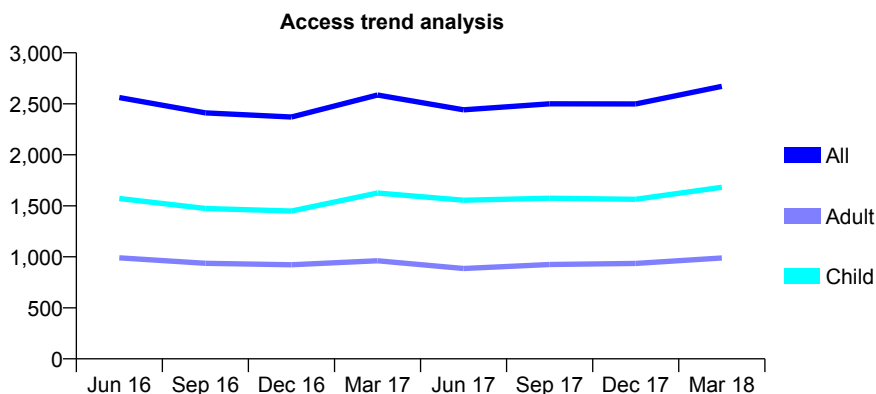
Q67 - Vital Signs At a Glance Contract Report for 781282/0001 - Year end March 2018

Name or company name	MR H WALIA
Contract type name	GDS Contract
Purpose of contract	General
Contract start date	01/04/2006
Contract end date	

17/18 Contracted general activity (UDA)	6,898
Carry forward general activity (UDA)	-3
17/18 Contracted orthodontic activity (UOA)	0
Carry forward orthodontic activity (UOA)	0
Baseline contract value	£191,528.87

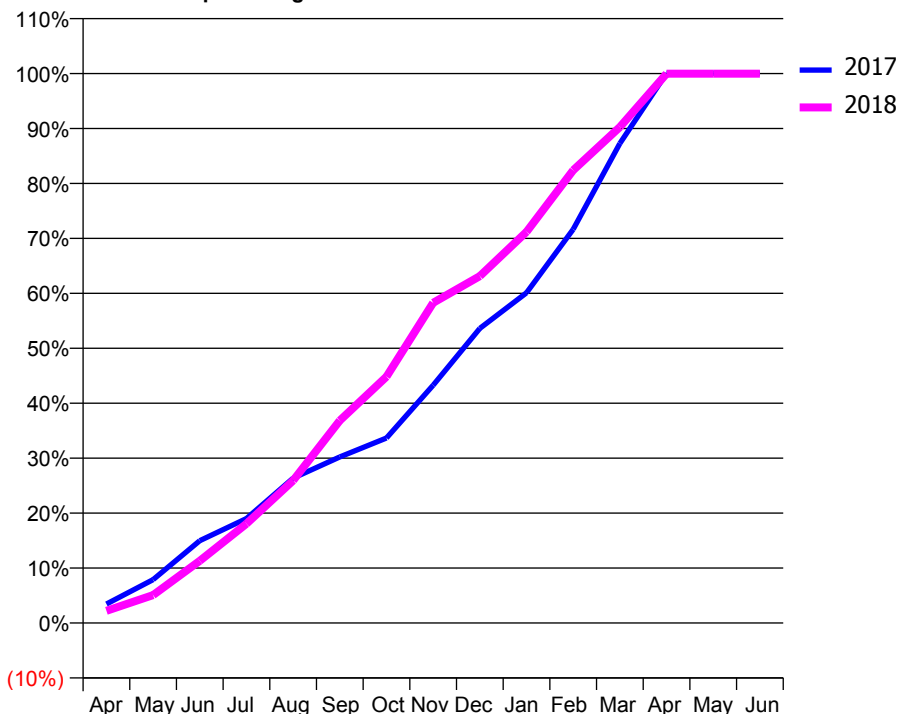
ACCESS*

Patients seen in 24 months	Total	Change since previous quarter
Quarter ending March 2017	2,586	
Quarter ending June 2017	2,441	↓
Quarter ending September 2017	2,500	↑
Quarter ending December 2017	2,499	→
Quarter ending March 2018	2,671	↑
Variance since March 2017	3.3%	↑



ACTIVITY

Cumulative percentage of contracted UDA delivered 2017 & 2018



Adjusted Scheduled Activity (UDA)

Month	2017	2018
April	239	154
May	544	351
June	1,034	781
July	1,311	1,246
August	1,819	1,788
September	2,085	2,542
October	2,322	3,092
November	2,986	4,019
December	3,699	4,355
January	4,145	4,910
February	4,942	5,684
March	6,020	6,226
April	6,900	6,897
May	6,900	6,897
June	6,900	6,897

QUALITY

	Quantity	Base Number	Contract	AT	Region	England
% of FP17s for the same patient ID Re-attending within 3 months - Children	166	2,274	7.3%	11.7%	11.5%	11.9%
% of FP17s for the same patient ID Re-attending within 3 months - Adults	291	1,343	21.7%	16.6%	15.9%	16.0%
% of FP17s for the same patient ID Re-attending between 3 & 9 months - Children	1,018	2,274	44.8%	55.4%	60.6%	58.3%
% of FP17s for the same patient ID Re-attending between 3 & 9 months - Adults	441	1,343	32.8%	48.4%	51.6%	50.3%
% of FP17s for Band 1 Urgent Courses	378	3,190	11.8%	10.5%	9.5%	9.1%
% of FP17s Relating to Free Repair or Replacements	9	3,190	0.3%	0.6%	0.7%	0.8%
% of FP17s Relating to Continuations	22	3,190	0.7%	0.8%	1.0%	1.0%
% of Patients satisfied with the dentistry they have received	3	3	N/A	91.2%	92.0%	91.5%
% of Patients satisfied with the time they had to wait for an appointment	3	3	N/A	87.2%	88.1%	87.9%

* This is based on patients treated on this contract for their most recent course of treatment. Figures in italics indicate the base number of FP17s or Patient Questionnaire responses are less than 100. N/A is shown where the base number of responses is less than 10 during the period. % is calculated as Quantity/Base number*100

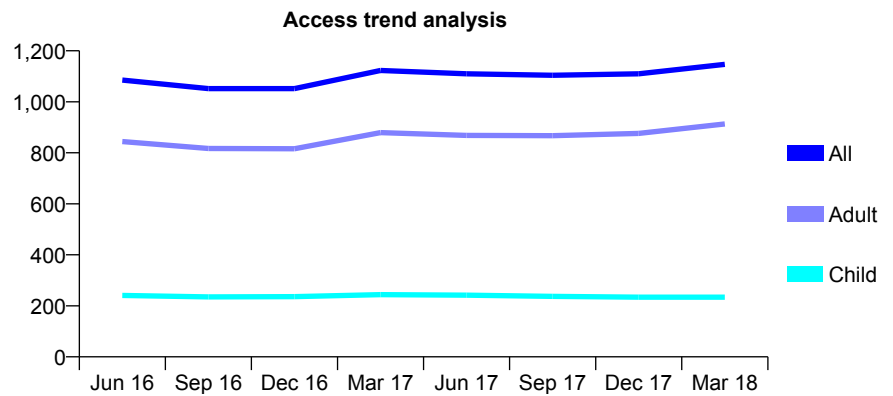
Q67 - Vital Signs At a Glance Contract Report for 784184/0001 - Year end March 2018

Name or company name	MR MW RICHTER
Contract type name	GDS Contract
Purpose of contract	General
Contract start date	01/03/2012
Contract end date	

17/18 Contracted general activity (UDA)	3,837
Carry forward general activity (UDA)	-29
17/18 Contracted orthodontic activity (UOA)	0
Carry forward orthodontic activity (UOA)	0
Baseline contract value	£118,510.29

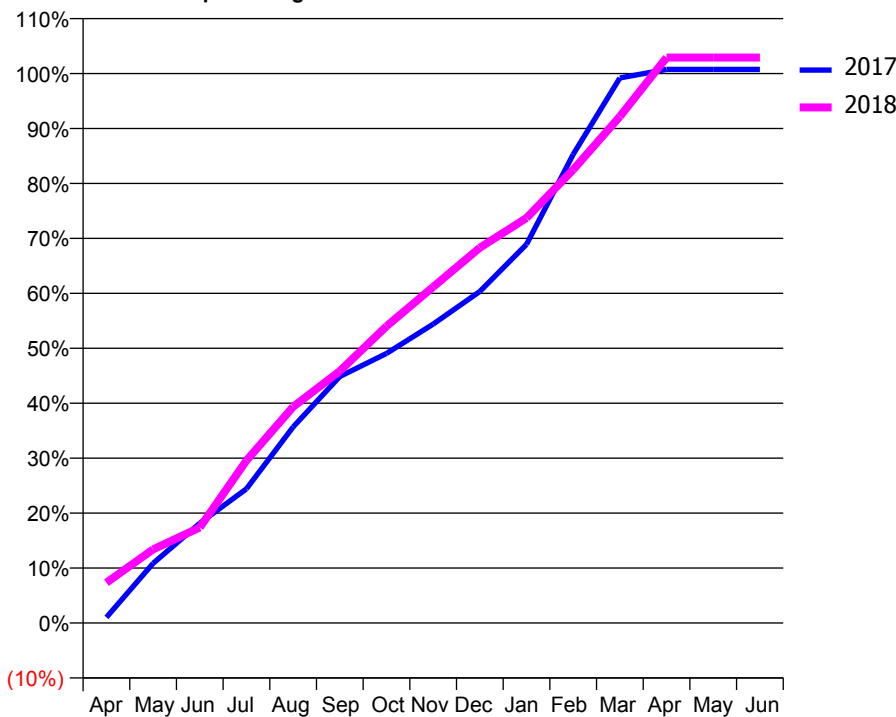
ACCESS*

Patients seen in 24 months	Total	Change since previous quarter
Quarter ending March 2017	1,123	
Quarter ending June 2017	1,110	↓
Quarter ending September 2017	1,104	→
Quarter ending December 2017	1,110	→
Quarter ending March 2018	1,147	↑
Variance since March 2017	2.1%	↑



ACTIVITY

Cumulative percentage of contracted UDA delivered 2017 & 2018



Month	Adjusted Scheduled Activity (UDA)	
	2017	2018
April	39	281
May	416	514
June	697	667
July	937	1,134
August	1,369	1,509
September	1,721	1,759
October	1,882	2,073
November	2,087	2,347
December	2,315	2,621
January	2,644	2,829
February	3,272	3,165
March	3,806	3,537
April	3,865	3,948
May	3,865	3,948
June	3,865	3,948

QUALITY

	Quantity	Base Number	Contract	AT	Region	England
% of FP17s for the same patient ID Re-attending within 3 months - Children	24	346	6.9%	11.7%	11.5%	11.9%
% of FP17s for the same patient ID Re-attending within 3 months - Adults	174	951	18.3%	16.6%	15.9%	16.0%
% of FP17s for the same patient ID Re-attending between 3 & 9 months - Children	228	346	65.9%	55.4%	60.6%	58.3%
% of FP17s for the same patient ID Re-attending between 3 & 9 months - Adults	393	951	41.3%	48.4%	51.6%	50.3%
% of FP17s for Band 1 Urgent Courses	123	1,380	8.9%	10.5%	9.5%	9.1%
% of FP17s Relating to Free Repair or Replacements	1	1,380	0.1%	0.6%	0.7%	0.8%
% of FP17s Relating to Continuations	37	1,380	2.7%	0.8%	1.0%	1.0%
% of Patients satisfied with the dentistry they have received	0	0	N/A	91.2%	92.0%	91.5%
% of Patients satisfied with the time they had to wait for an appointment	0	0	N/A	87.2%	88.1%	87.9%

* This is based on patients treated on this contract for their most recent course of treatment. Figures in italics indicate the base number of FP17s or Patient Questionnaire responses are less than 100. N/A is shown where the base number of responses is less than 10 during the period. % is calculated as Quantity/Base number*100

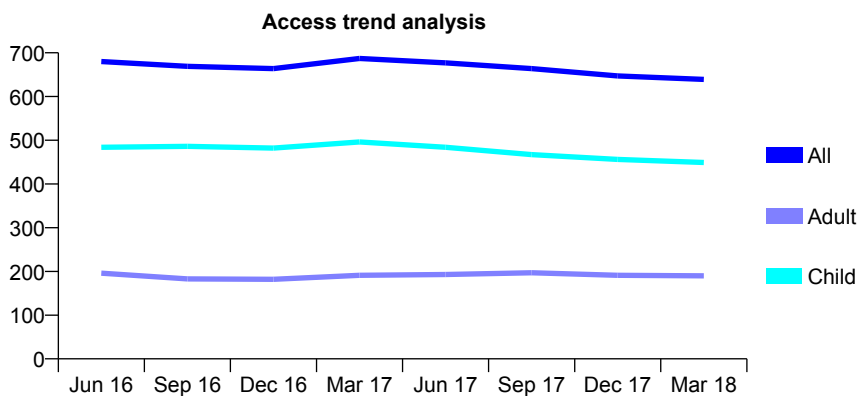
Q67 - Vital Signs At a Glance Contract Report for 810177/0001 - Year end March 2018

Name or company name	MR CJ BAKER
Contract type name	GDS Contract
Purpose of contract	General
Contract start date	01/04/2006
Contract end date	

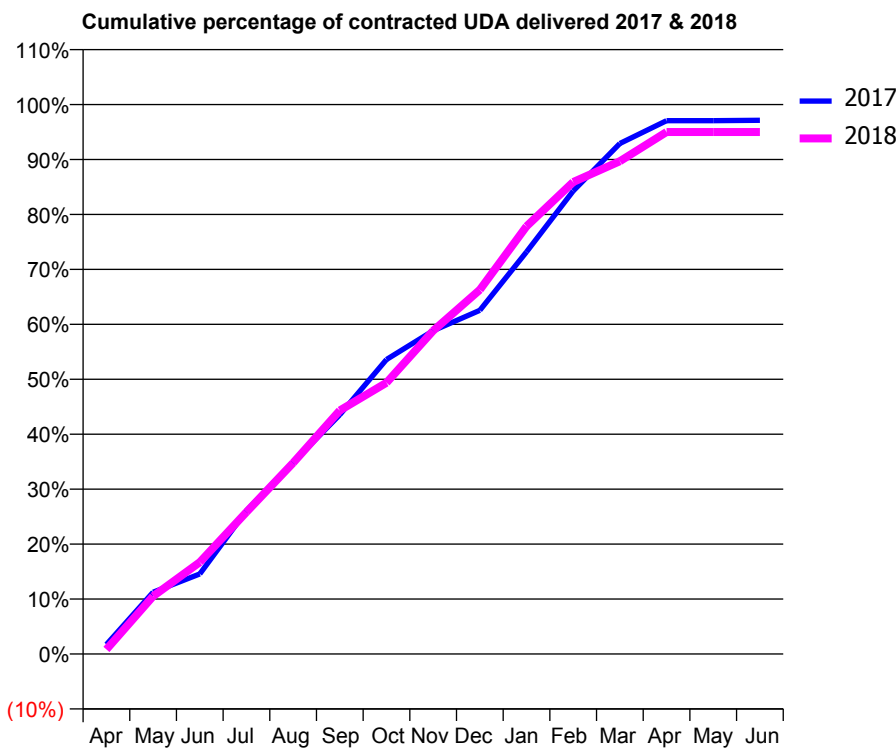
17/18 Contracted general activity (UDA)	1,260
Carry forward general activity (UDA)	40
17/18 Contracted orthodontic activity (UOA)	0
Carry forward orthodontic activity (UOA)	0
Baseline contract value	£28,323.59

ACCESS*

Patients seen in 24 months	Total	Change since previous quarter
Quarter ending March 2017	687	
Quarter ending June 2017	677	↓
Quarter ending September 2017	664	↓
Quarter ending December 2017	647	↓
Quarter ending March 2018	639	↓
Variance since March 2017	(7.0%)	↓



ACTIVITY



Month	Adjusted Scheduled Activity (UDA)	
	2017	2018
April	24	10
May	158	133
June	204	211
July	365	325
August	488	438
September	610	558
October	750	622
November	824	741
December	876	835
January	1,025	981
February	1,180	1,082
March	1,301	1,130
April	1,359	1,197
May	1,359	1,197
June	1,360	1,197

QUALITY

	Quantity	Base Number	Contract	AT	Region	England
% of FP17s for the same patient ID Re-attending within 3 months - Children	28	665	4.2%	11.7%	11.5%	11.9%
% of FP17s for the same patient ID Re-attending within 3 months - Adults	22	183	12.0%	16.6%	15.9%	16.0%
% of FP17s for the same patient ID Re-attending between 3 & 9 months - Children	423	665	63.6%	55.4%	60.6%	58.3%
% of FP17s for the same patient ID Re-attending between 3 & 9 months - Adults	78	183	42.6%	48.4%	51.6%	50.3%
% of FP17s for Band 1 Urgent Courses	25	832	3.0%	10.5%	9.5%	9.1%
% of FP17s Relating to Free Repair or Replacements	0	832	0.0%	0.6%	0.7%	0.8%
% of FP17s Relating to Continuations	0	832	0.0%	0.8%	1.0%	1.0%
% of Patients satisfied with the dentistry they have received	0	0	N/A	91.2%	92.0%	91.5%
% of Patients satisfied with the time they had to wait for an appointment	0	0	N/A	87.2%	88.1%	87.9%

* This is based on patients treated on this contract for their most recent course of treatment. Figures in italics indicate the base number of FP17s or Patient Questionnaire responses are less than 100. N/A is shown where the base number of responses is less than 10 during the period. % is calculated as Quantity/Base number*100

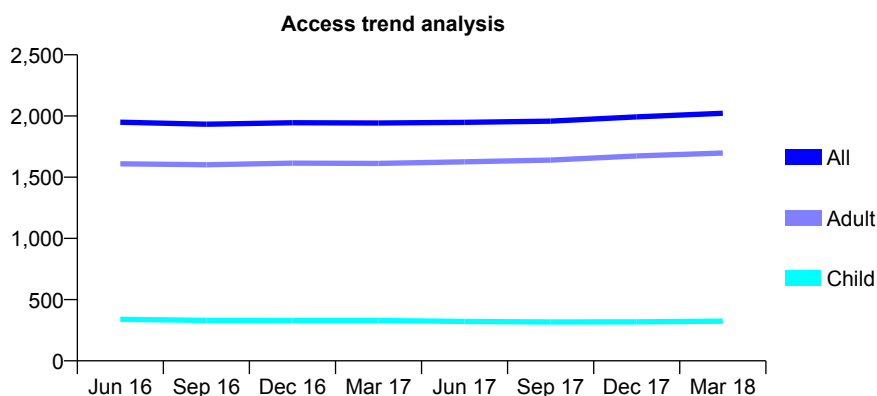
Q67 - Vital Signs At a Glance Contract Report for 817600/0001 - Year end March 2018

Name or company name	Browne, Laurens & Myint Dental Partnershi
Contract type name	GDS Contract
Purpose of contract	General
Contract start date	01/04/2006
Contract end date	

17/18 Contracted general activity (UDA)	7,275
Carry forward general activity (UDA)	-19
17/18 Contracted orthodontic activity (UOA)	0
Carry forward orthodontic activity (UOA)	0
Baseline contract value	£191,390.63

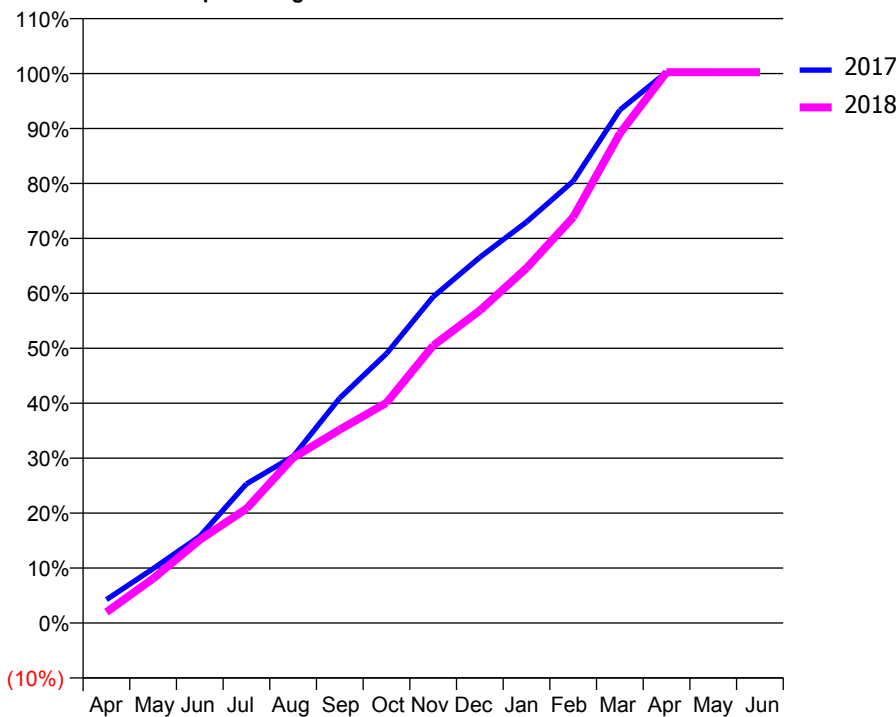
ACCESS*

Patients seen in 24 months	Total	Change since previous quarter
Quarter ending March 2017	1,943	
Quarter ending June 2017	1,948	→
Quarter ending September 2017	1,958	→
Quarter ending December 2017	1,993	→
Quarter ending March 2018	2,022	→
Variance since March 2017	4.1%	↑



ACTIVITY

Cumulative percentage of contracted UDA delivered 2017 & 2018



Adjusted Scheduled Activity (UDA)

Month	2017	2018
April	310	145
May	719	589
June	1,148	1,101
July	1,843	1,514
August	2,206	2,188
September	2,979	2,561
October	3,568	2,916
November	4,319	3,674
December	4,842	4,137
January	5,310	4,699
February	5,849	5,372
March	6,793	6,482
April	7,291	7,291
May	7,294	7,291
June	7,294	7,291

QUALITY

	Quantity	Base Number	Contract	AT	Region	England
% of FP17s for the same patient ID Re-attending within 3 months - Children	16	528	3.0%	11.7%	11.5%	11.9%
% of FP17s for the same patient ID Re-attending within 3 months - Adults	144	2,644	5.4%	16.6%	15.9%	16.0%
% of FP17s for the same patient ID Re-attending between 3 & 9 months - Children	395	528	74.8%	55.4%	60.6%	58.3%
% of FP17s for the same patient ID Re-attending between 3 & 9 months - Adults	2,040	2,644	77.2%	48.4%	51.6%	50.3%
% of FP17s for Band 1 Urgent Courses	102	3,195	3.2%	10.5%	9.5%	9.1%
% of FP17s Relating to Free Repair or Replacements	8	3,195	0.3%	0.6%	0.7%	0.8%
% of FP17s Relating to Continuations	0	3,195	0.0%	0.8%	1.0%	1.0%
% of Patients satisfied with the dentistry they have received	1	1	N/A	91.2%	92.0%	91.5%
% of Patients satisfied with the time they had to wait for an appointment	0	1	N/A	87.2%	88.1%	87.9%

* This is based on patients treated on this contract for their most recent course of treatment. Figures in italics indicate the base number of FP17s or Patient Questionnaire responses are less than 100. N/A is shown where the base number of responses is less than 10 during the period. % is calculated as Quantity/Base number*100

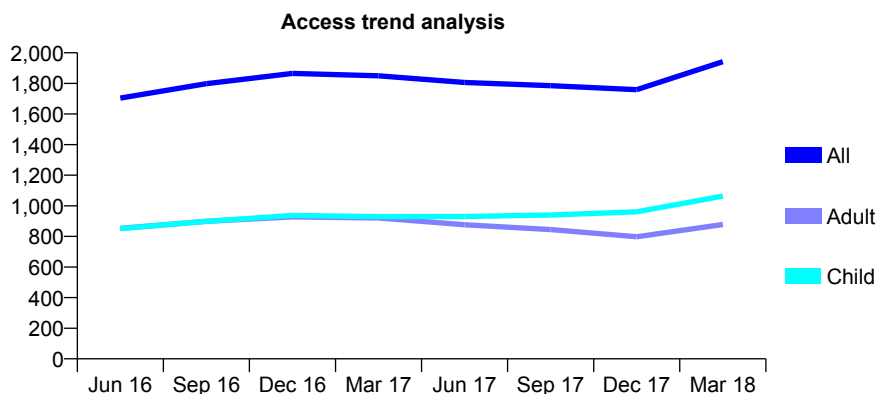
Q67 - Vital Signs At a Glance Contract Report for 819565/0001 - Year end March 2018

Name or company name	MR MN SOUTHON
Contract type name	GDS Contract
Purpose of contract	General and Orthodontic
Contract start date	06/09/2012
Contract end date	

17/18 Contracted general activity (UDA)	4,583
Carry forward general activity (UDA)	0
17/18 Contracted orthodontic activity (UOA)	0
Carry forward orthodontic activity (UOA)	0
Baseline contract value	£113,955.03

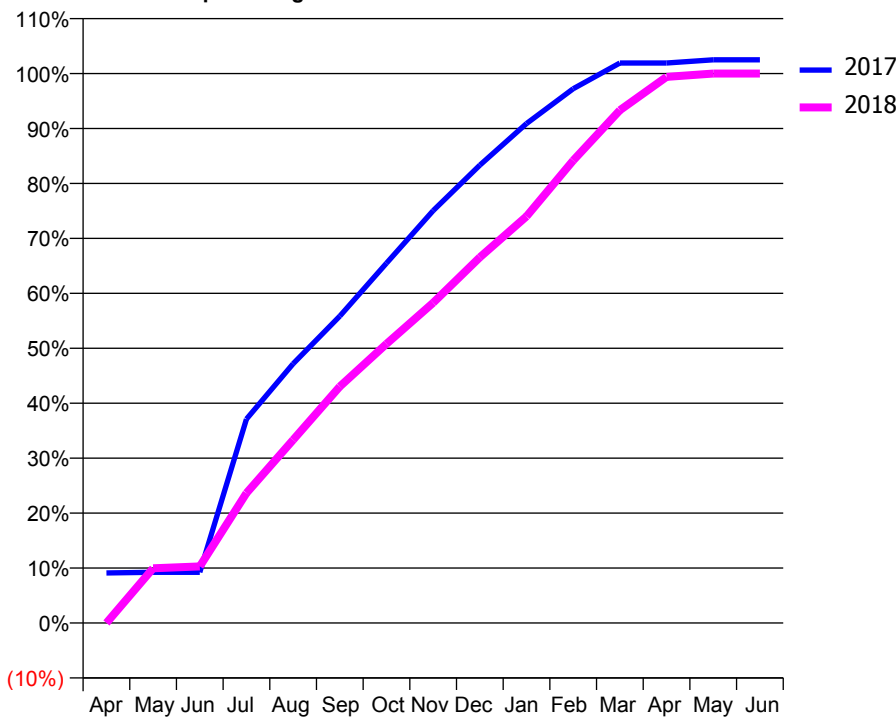
ACCESS*

Patients seen in 24 months	Total	Change since previous quarter
Quarter ending March 2017	1,850	
Quarter ending June 2017	1,806	↓
Quarter ending September 2017	1,785	↓
Quarter ending December 2017	1,759	↓
Quarter ending March 2018	1,942	↑
Variance since March 2017	5.0%	↑



ACTIVITY

Cumulative percentage of contracted UDA delivered 2017 & 2018



Month	Adjusted Scheduled Activity (UDA)	
	2017	2018
April	413	0
May	418	457
June	418	473
July	1,680	1,083
August	2,137	1,527
September	2,529	1,972
October	2,966	2,328
November	3,398	2,670
December	3,773	3,050
January	4,116	3,391
February	4,402	3,858
March	4,614	4,277
April	4,614	4,555
May	4,641	4,583
June	4,641	4,583

QUALITY

	Quantity	Base Number	Contract	AT	Region	England
% of FP17s for the same patient ID Re-attending within 3 months - Children	84	1,446	5.8%	11.7%	11.5%	11.9%
% of FP17s for the same patient ID Re-attending within 3 months - Adults	80	882	9.1%	16.6%	15.9%	16.0%
% of FP17s for the same patient ID Re-attending between 3 & 9 months - Children	748	1,446	51.7%	55.4%	60.6%	58.3%
% of FP17s for the same patient ID Re-attending between 3 & 9 months - Adults	473	882	53.6%	48.4%	51.6%	50.3%
% of FP17s for Band 1 Urgent Courses	79	2,451	3.2%	10.5%	9.5%	9.1%
% of FP17s Relating to Free Repair or Replacements	0	2,451	0.0%	0.6%	0.7%	0.8%
% of FP17s Relating to Continuations	46	2,451	1.9%	0.8%	1.0%	1.0%
% of Patients satisfied with the dentistry they have received	0	0	N/A	91.2%	92.0%	91.5%
% of Patients satisfied with the time they had to wait for an appointment	0	0	N/A	87.2%	88.1%	87.9%

* This is based on patients treated on this contract for their most recent course of treatment. Figures in italics indicate the base number of FP17s or Patient Questionnaire responses are less than 100. N/A is shown where the base number of responses is less than 10 during the period. % is calculated as Quantity/Base number*100

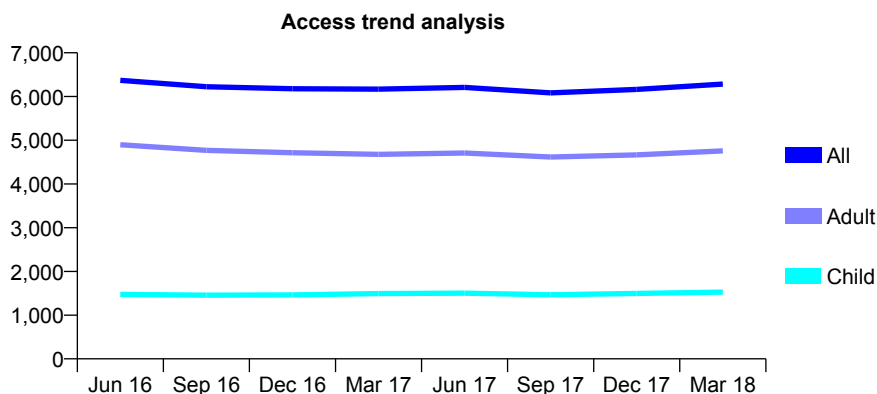
Q67 - Vital Signs At a Glance Contract Report for 820008/0001 - Year end March 2018

Name or company name	MR PW MAUTHE
Contract type name	GDS Contract
Purpose of contract	General
Contract start date	01/04/2006
Contract end date	

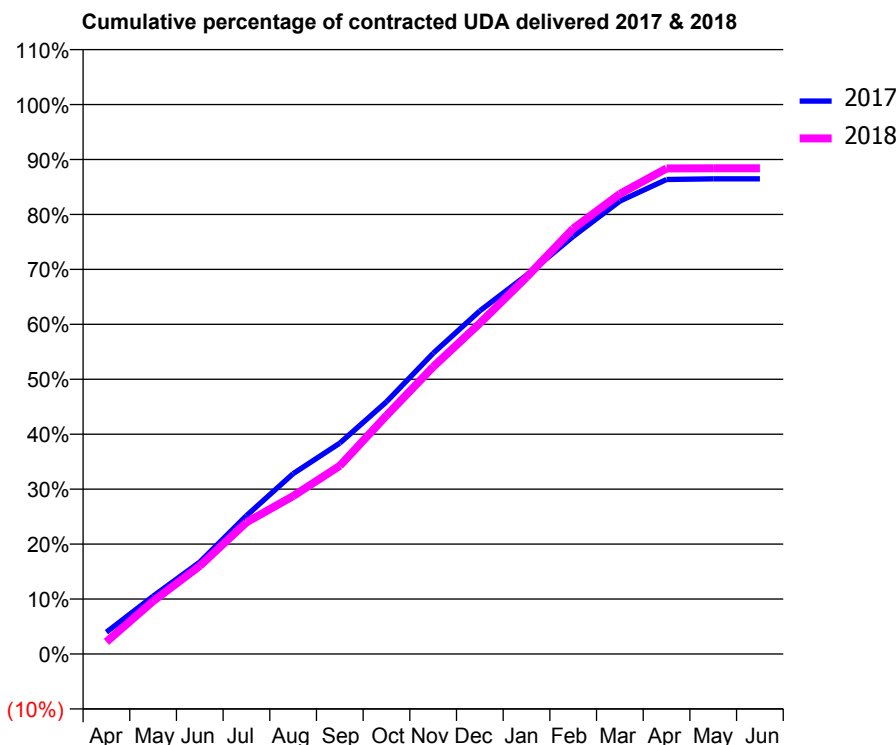
17/18 Contracted general activity (UDA)	17,666
Carry forward general activity (UDA)	0
17/18 Contracted orthodontic activity (UOA)	0
Carry forward orthodontic activity (UOA)	0
Baseline contract value	£436,864.78

ACCESS*

Patients seen in 24 months	Total	Change since previous quarter
Quarter ending March 2017	6,170	
Quarter ending June 2017	6,210	→
Quarter ending September 2017	6,083	↓
Quarter ending December 2017	6,163	→
Quarter ending March 2018	6,284	→
Variance since March 2017	1.8%	→



ACTIVITY



Month	Adjusted Scheduled Activity (UDA)	
	2017	2018
April	703	393
May	1,857	1,698
June	2,954	2,830
July	4,449	4,234
August	5,799	5,079
September	6,780	6,049
October	8,110	7,668
November	9,671	9,231
December	11,033	10,633
January	12,176	12,114
February	13,425	13,676
March	14,559	14,791
April	15,254	15,613
May	15,278	15,616
June	15,278	15,616

QUALITY

	Quantity	Base Number	Contract	AT	Region	England
% of FP17s for the same patient ID Re-attending within 3 months - Children	118	1,966	6.0%	11.7%	11.5%	11.9%
% of FP17s for the same patient ID Re-attending within 3 months - Adults	937	5,841	16.0%	16.6%	15.9%	16.0%
% of FP17s for the same patient ID Re-attending between 3 & 9 months - Children	922	1,966	46.9%	55.4%	60.6%	58.3%
% of FP17s for the same patient ID Re-attending between 3 & 9 months - Adults	2,350	5,841	40.2%	48.4%	51.6%	50.3%
% of FP17s for Band 1 Urgent Courses	830	7,442	11.2%	10.5%	9.5%	9.1%
% of FP17s Relating to Free Repair or Replacements	51	7,442	0.7%	0.6%	0.7%	0.8%
% of FP17s Relating to Continuations	83	7,442	1.1%	0.8%	1.0%	1.0%
% of Patients satisfied with the dentistry they have received	15	17	88.2%	91.2%	92.0%	91.5%
% of Patients satisfied with the time they had to wait for an appointment	15	17	88.2%	87.2%	88.1%	87.9%

* This is based on patients treated on this contract for their most recent course of treatment. Figures in italics indicate the base number of FP17s or Patient Questionnaire responses are less than 100. N/A is shown where the base number of responses is less than 10 during the period. % is calculated as Quantity/Base number*100

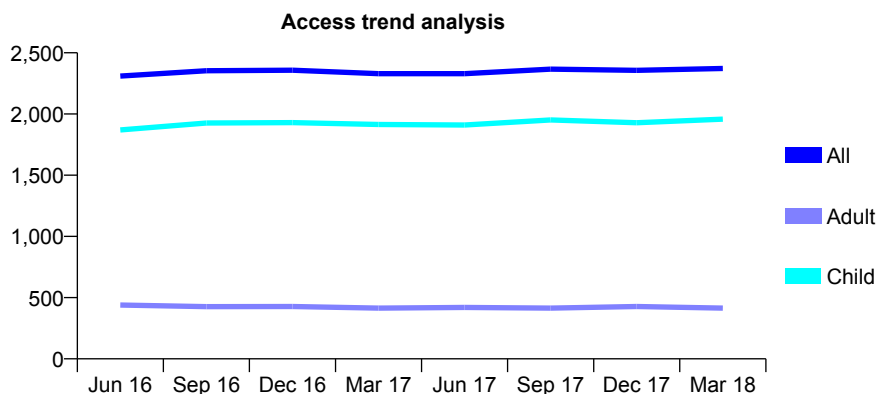
Q67 - Vital Signs At a Glance Contract Report for 822671/0001 - Year end March 2018

Name or company name	The Stradbrook Dental Centre
Contract type name	GDS Contract
Purpose of contract	General
Contract start date	01/04/2006
Contract end date	

17/18 Contracted general activity (UDA)	4,900
Carry forward general activity (UDA)	-98
17/18 Contracted orthodontic activity (UOA)	0
Carry forward orthodontic activity (UOA)	0
Baseline contract value	£121,172.73

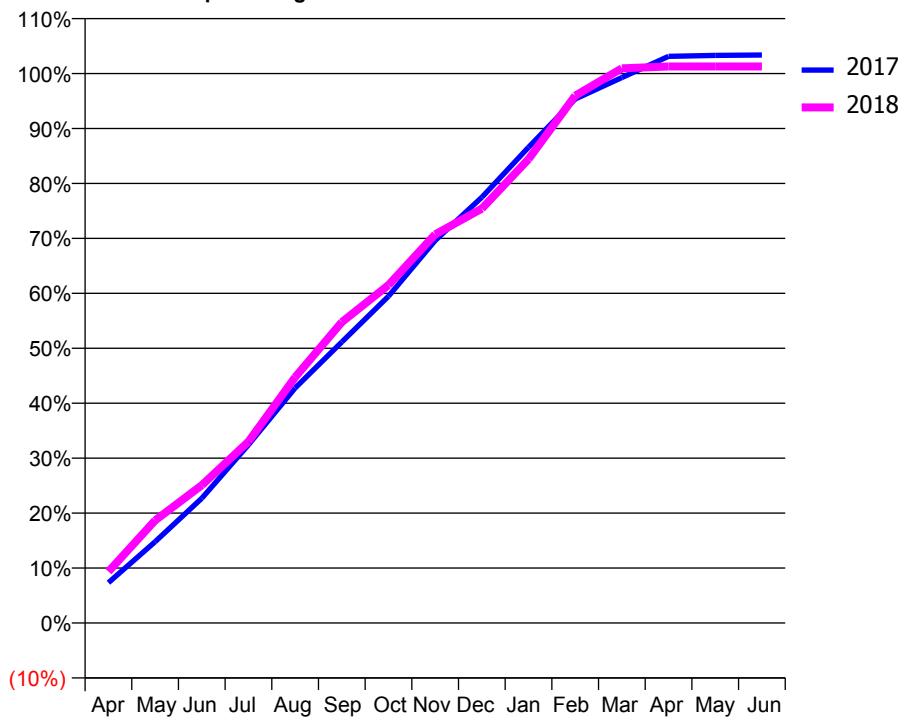
ACCESS*

Patients seen in 24 months	Total	Change since previous quarter
Quarter ending March 2017	2,329	
Quarter ending June 2017	2,330	→
Quarter ending September 2017	2,367	→
Quarter ending December 2017	2,357	→
Quarter ending March 2018	2,372	→
Variance since March 2017	1.8%	→



ACTIVITY

Cumulative percentage of contracted UDA delivered 2017 & 2018



Month	Adjusted Scheduled Activity (UDA)	
	2017	2018
April	359	459
May	725	915
June	1,113	1,229
July	1,589	1,618
August	2,096	2,192
September	2,505	2,684
October	2,914	3,014
November	3,411	3,465
December	3,796	3,695
January	4,242	4,137
February	4,673	4,703
March	4,864	4,946
April	5,053	4,962
May	5,062	4,962
June	5,065	4,962

QUALITY

	Quantity	Base Number	Contract	AT	Region	England
% of FP17s for the same patient ID Re-attending within 3 months - Children	203	2,973	6.8%	11.7%	11.5%	11.9%
% of FP17s for the same patient ID Re-attending within 3 months - Adults	53	321	16.5%	16.6%	15.9%	16.0%
% of FP17s for the same patient ID Re-attending between 3 & 9 months - Children	1,704	2,973	57.3%	55.4%	60.6%	58.3%
% of FP17s for the same patient ID Re-attending between 3 & 9 months - Adults	167	321	52.0%	48.4%	51.6%	50.3%
% of FP17s for Band 1 Urgent Courses	169	3,184	5.3%	10.5%	9.5%	9.1%
% of FP17s Relating to Free Repair or Replacements	0	3,184	0.0%	0.6%	0.7%	0.8%
% of FP17s Relating to Continuations	3	3,184	0.1%	0.8%	1.0%	1.0%
% of Patients satisfied with the dentistry they have received	4	4	N/A	91.2%	92.0%	91.5%
% of Patients satisfied with the time they had to wait for an appointment	4	4	N/A	87.2%	88.1%	87.9%

* This is based on patients treated on this contract for their most recent course of treatment. Figures in italics indicate the base number of FP17s or Patient Questionnaire responses are less than 100. N/A is shown where the base number of responses is less than 10 during the period. % is calculated as Quantity/Base number*100

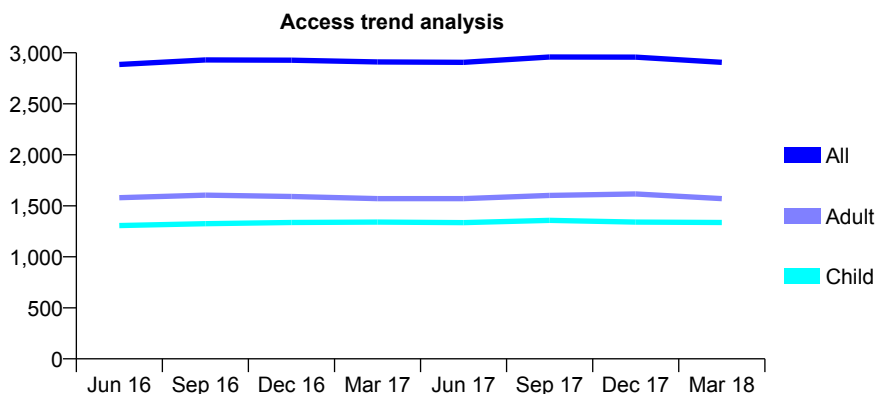
Q67 - Vital Signs At a Glance Contract Report for 828963/0001 - Year end March 2018

Name or company name	MR SM PEARCE
Contract type name	GDS Contract
Purpose of contract	General
Contract start date	01/04/2006
Contract end date	

17/18 Contracted general activity (UDA)	4,413
Carry forward general activity (UDA)	-1
17/18 Contracted orthodontic activity (UOA)	0
Carry forward orthodontic activity (UOA)	0
Baseline contract value	£109,129.66

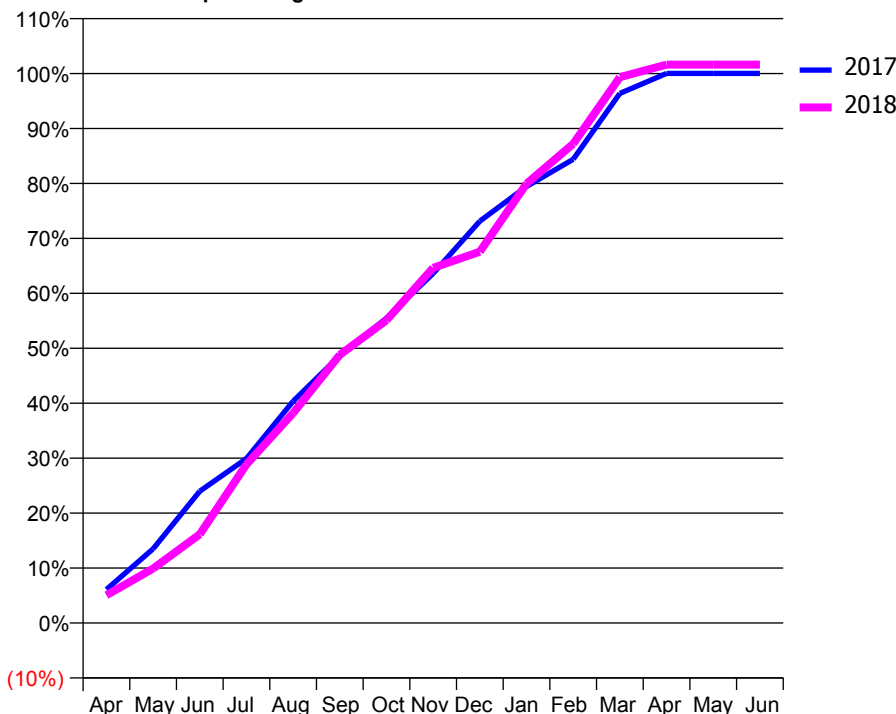
ACCESS*

Patients seen in 24 months	Total	Change since previous quarter
Quarter ending March 2017	2,911	
Quarter ending June 2017	2,906	→
Quarter ending September 2017	2,959	→
Quarter ending December 2017	2,957	→
Quarter ending March 2018	2,907	↓
Variance since March 2017	(0.1%)	→



ACTIVITY

Cumulative percentage of contracted UDA delivered 2017 & 2018



Month	Adjusted Scheduled Activity (UDA)	
	2017	2018
April	269	223
May	596	437
June	1,058	713
July	1,321	1,274
August	1,781	1,686
September	2,147	2,154
October	2,448	2,432
November	2,807	2,853
December	3,227	2,982
January	3,505	3,528
February	3,724	3,848
March	4,253	4,384
April	4,413	4,485
May	4,413	4,485
June	4,413	4,485

QUALITY

	Quantity	Base Number	Contract	AT	Region	England
% of FP17s for the same patient ID Re-attending within 3 months - Children	84	1,675	5.0%	11.7%	11.5%	11.9%
% of FP17s for the same patient ID Re-attending within 3 months - Adults	50	1,597	3.1%	16.6%	15.9%	16.0%
% of FP17s for the same patient ID Re-attending between 3 & 9 months - Children	844	1,675	50.4%	55.4%	60.6%	58.3%
% of FP17s for the same patient ID Re-attending between 3 & 9 months - Adults	683	1,597	42.8%	48.4%	51.6%	50.3%
% of FP17s for Band 1 Urgent Courses	13	3,225	0.4%	10.5%	9.5%	9.1%
% of FP17s Relating to Free Repair or Replacements	0	3,225	0.0%	0.6%	0.7%	0.8%
% of FP17s Relating to Continuations	17	3,225	0.5%	0.8%	1.0%	1.0%
% of Patients satisfied with the dentistry they have received	6	6	N/A	91.2%	92.0%	91.5%
% of Patients satisfied with the time they had to wait for an appointment	5	6	N/A	87.2%	88.1%	87.9%

* This is based on patients treated on this contract for their most recent course of treatment. Figures in italics indicate the base number of FP17s or Patient Questionnaire responses are less than 100. N/A is shown where the base number of responses is less than 10 during the period. % is calculated as Quantity/Base number*100

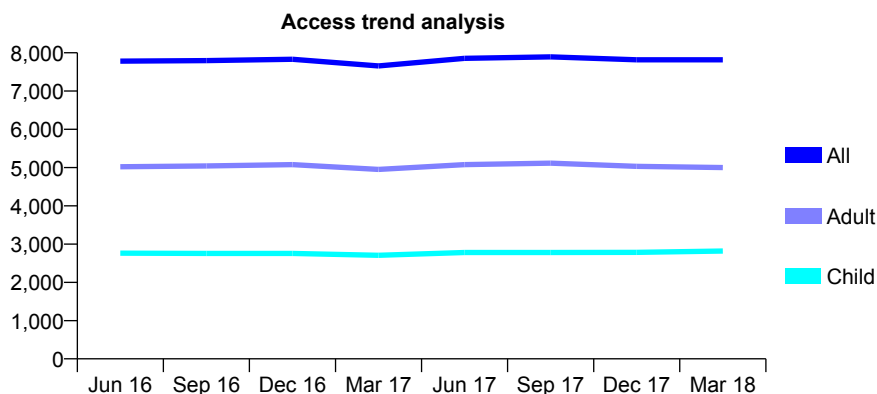
Q67 - Vital Signs At a Glance Contract Report for 829285/0003 - Year end March 2018

Name or company name	MRS CO ADELOYE
Contract type name	GDS Contract
Purpose of contract	General
Contract start date	08/12/2006
Contract end date	

17/18 Contracted general activity (UDA)	21,200
Carry forward general activity (UDA)	-280
17/18 Contracted orthodontic activity (UOA)	0
Carry forward orthodontic activity (UOA)	0
Baseline contract value	£520,839.15

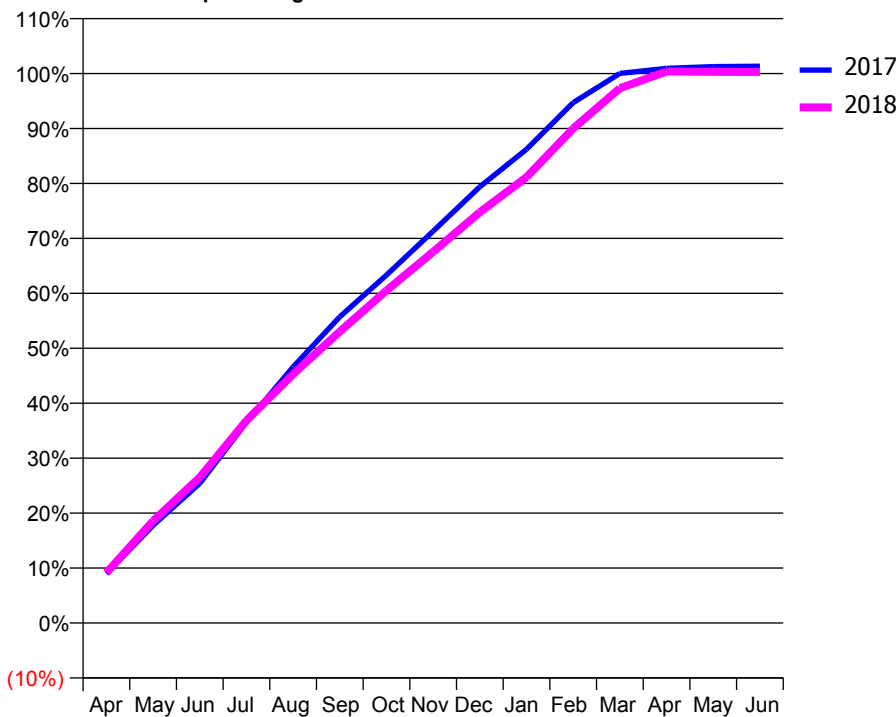
ACCESS*

Patients seen in 24 months	Total	Change since previous quarter
Quarter ending March 2017	7,658	
Quarter ending June 2017	7,856	↑
Quarter ending September 2017	7,895	→
Quarter ending December 2017	7,816	↓
Quarter ending March 2018	7,816	→
Variance since March 2017	2.1%	↑



ACTIVITY

Cumulative percentage of contracted UDA delivered 2017 & 2018



Month	Adjusted Scheduled Activity (UDA)	
	2017	2018
April	1,899	1,935
May	3,768	3,940
June	5,387	5,621
July	7,739	7,813
August	9,880	9,605
September	11,816	11,244
October	13,426	12,828
November	15,120	14,320
December	16,832	15,848
January	18,277	17,201
February	20,077	19,081
March	21,204	20,634
April	21,398	21,273
May	21,465	21,265
June	21,480	21,259

QUALITY

	Quantity	Base Number	Contract	AT	Region	England
% of FP17s for the same patient ID Re-attending within 3 months - Children	206	3,232	6.4%	11.7%	11.5%	11.9%
% of FP17s for the same patient ID Re-attending within 3 months - Adults	812	5,744	14.1%	16.6%	15.9%	16.0%
% of FP17s for the same patient ID Re-attending between 3 & 9 months - Children	1,275	3,232	39.4%	55.4%	60.6%	58.3%
% of FP17s for the same patient ID Re-attending between 3 & 9 months - Adults	2,103	5,744	36.6%	48.4%	51.6%	50.3%
% of FP17s for Band 1 Urgent Courses	852	9,044	9.4%	10.5%	9.5%	9.1%
% of FP17s Relating to Free Repair or Replacements	124	9,044	1.4%	0.6%	0.7%	0.8%
% of FP17s Relating to Continuations	35	9,044	0.4%	0.8%	1.0%	1.0%
% of Patients satisfied with the dentistry they have received	7	7	N/A	91.2%	92.0%	91.5%
% of Patients satisfied with the time they had to wait for an appointment	6	7	N/A	87.2%	88.1%	87.9%

* This is based on patients treated on this contract for their most recent course of treatment. Figures in italics indicate the base number of FP17s or Patient Questionnaire responses are less than 100. N/A is shown where the base number of responses is less than 10 during the period. % is calculated as Quantity/Base number*100

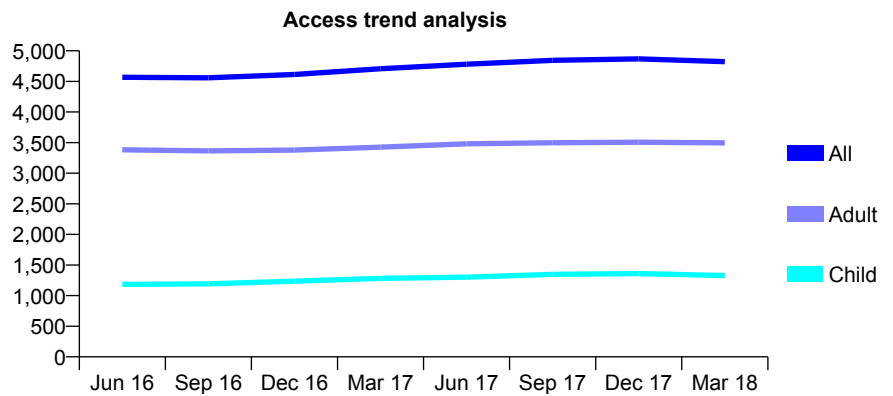
Q67 - Vital Signs At a Glance Contract Report for 829285/0004 - Year end March 2018

Name or company name	MRS CO ADELOYE
Contract type name	GDS Contract
Purpose of contract	General
Contract start date	02/07/2007
Contract end date	

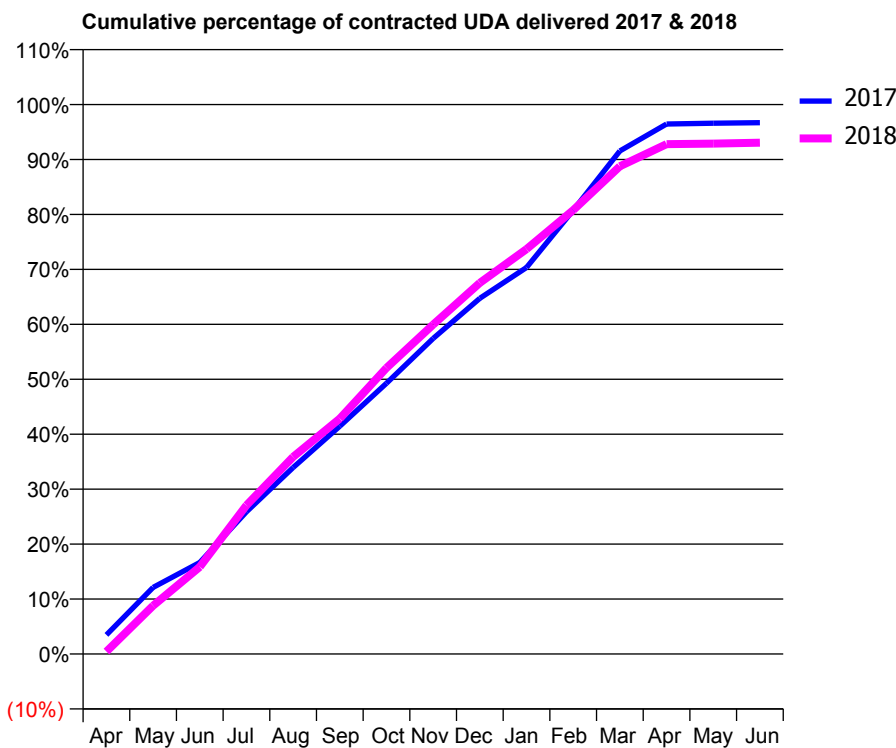
17/18 Contracted general activity (UDA)	16,500
Carry forward general activity (UDA)	546
17/18 Contracted orthodontic activity (UOA)	0
Carry forward orthodontic activity (UOA)	0
Baseline contract value	£358,155.65

ACCESS*

Patients seen in 24 months	Total	Change since previous quarter
Quarter ending March 2017	4,708	
Quarter ending June 2017	4,782	→
Quarter ending September 2017	4,845	→
Quarter ending December 2017	4,868	→
Quarter ending March 2018	4,823	→
Variance since March 2017	2.4%	↑



ACTIVITY



Month	Adjusted Scheduled Activity (UDA)	
	2017	2018
April	575	73
May	2,002	1,452
June	2,749	2,616
July	4,269	4,465
August	5,599	5,920
September	6,842	7,068
October	8,129	8,590
November	9,477	9,891
December	10,679	11,147
January	11,604	12,159
February	13,323	13,326
March	15,105	14,645
April	15,915	15,308
May	15,939	15,324
June	15,954	15,355

QUALITY

	Quantity	Base Number	Contract	AT	Region	England
% of FP17s for the same patient ID Re-attending within 3 months - Children	141	1,684	8.4%	11.7%	11.5%	11.9%
% of FP17s for the same patient ID Re-attending within 3 months - Adults	758	4,474	16.9%	16.6%	15.9%	16.0%
% of FP17s for the same patient ID Re-attending between 3 & 9 months - Children	769	1,684	45.7%	55.4%	60.6%	58.3%
% of FP17s for the same patient ID Re-attending between 3 & 9 months - Adults	1,727	4,474	38.6%	48.4%	51.6%	50.3%
% of FP17s for Band 1 Urgent Courses	736	6,086	12.1%	10.5%	9.5%	9.1%
% of FP17s Relating to Free Repair or Replacements	52	6,086	0.9%	0.6%	0.7%	0.8%
% of FP17s Relating to Continuations	52	6,086	0.9%	0.8%	1.0%	1.0%
% of Patients satisfied with the dentistry they have received	2	3	N/A	91.2%	92.0%	91.5%
% of Patients satisfied with the time they had to wait for an appointment	2	3	N/A	87.2%	88.1%	87.9%

* This is based on patients treated on this contract for their most recent course of treatment. Figures in italics indicate the base number of FP17s or Patient Questionnaire responses are less than 100. N/A is shown where the base number of responses is less than 10 during the period. % is calculated as Quantity/Base number*100

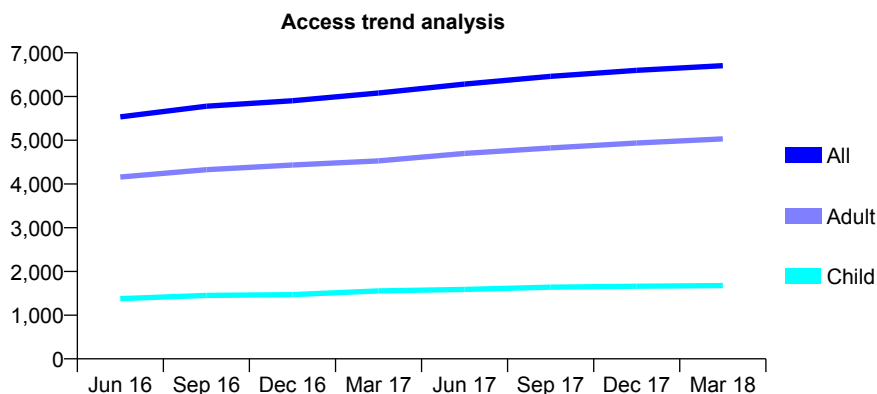
Q67 - Vital Signs At a Glance Contract Report for 829285/0005 - Year end March 2018

Name or company name	MRS CO ADELOYE
Contract type name	GDS Contract
Purpose of contract	General
Contract start date	01/06/2008
Contract end date	

17/18 Contracted general activity (UDA)	18,000
Carry forward general activity (UDA)	118
17/18 Contracted orthodontic activity (UOA)	0
Carry forward orthodontic activity (UOA)	0
Baseline contract value	£432,406.49

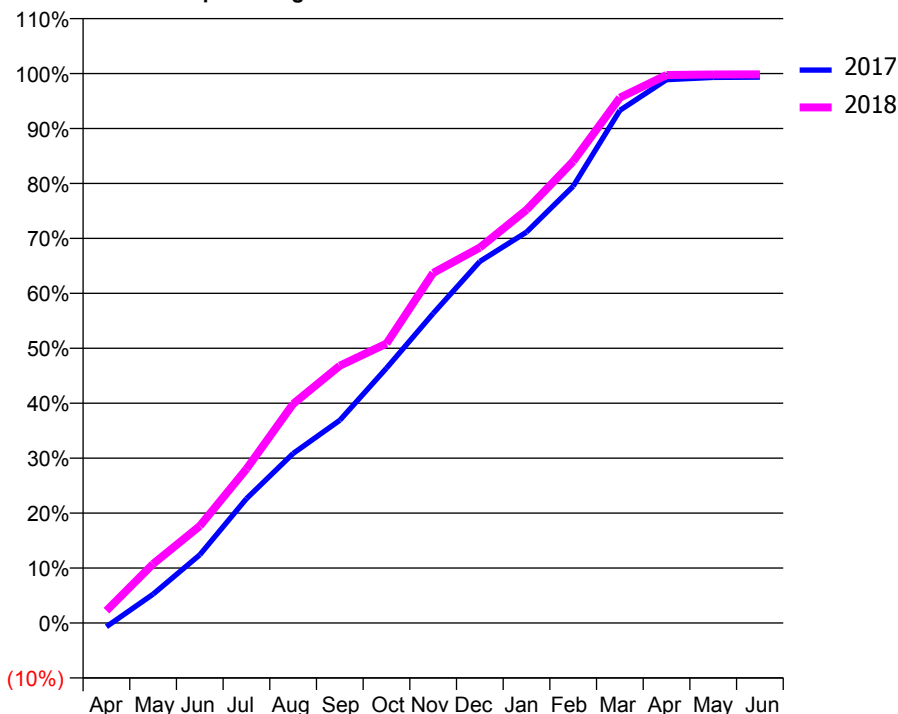
ACCESS*

Patients seen in 24 months	Total	Change since previous quarter
Quarter ending March 2017	6,080	
Quarter ending June 2017	6,286	↑
Quarter ending September 2017	6,462	↑
Quarter ending December 2017	6,598	↑
Quarter ending March 2018	6,706	→
Variance since March 2017	10.3%	↑



ACTIVITY

Cumulative percentage of contracted UDA delivered 2017 & 2018



Month	Adjusted Scheduled Activity (UDA)	
	2017	2018
April	-124	406
May	944	1,938
June	2,233	3,178
July	4,074	5,048
August	5,555	7,180
September	6,643	8,428
October	8,348	9,155
November	10,142	11,468
December	11,845	12,298
January	12,807	13,534
February	14,306	15,125
March	16,792	17,209
April	17,797	17,950
May	17,874	17,970
June	17,882	17,971

QUALITY

	Quantity	Base Number	Contract	AT	Region	England
% of FP17s for the same patient ID Re-attending within 3 months - Children	139	1,967	7.1%	11.7%	11.5%	11.9%
% of FP17s for the same patient ID Re-attending within 3 months - Adults	1,047	6,082	17.2%	16.6%	15.9%	16.0%
% of FP17s for the same patient ID Re-attending between 3 & 9 months - Children	879	1,967	44.7%	55.4%	60.6%	58.3%
% of FP17s for the same patient ID Re-attending between 3 & 9 months - Adults	2,221	6,082	36.5%	48.4%	51.6%	50.3%
% of FP17s for Band 1 Urgent Courses	866	8,007	10.8%	10.5%	9.5%	9.1%
% of FP17s Relating to Free Repair or Replacements	195	8,007	2.4%	0.6%	0.7%	0.8%
% of FP17s Relating to Continuations	106	8,007	1.3%	0.8%	1.0%	1.0%
% of Patients satisfied with the dentistry they have received	16	16	100.0%	91.2%	92.0%	91.5%
% of Patients satisfied with the time they had to wait for an appointment	13	16	81.3%	87.2%	88.1%	87.9%

* This is based on patients treated on this contract for their most recent course of treatment. Figures in italics indicate the base number of FP17s or Patient Questionnaire responses are less than 100. N/A is shown where the base number of responses is less than 10 during the period. % is calculated as Quantity/Base number*100

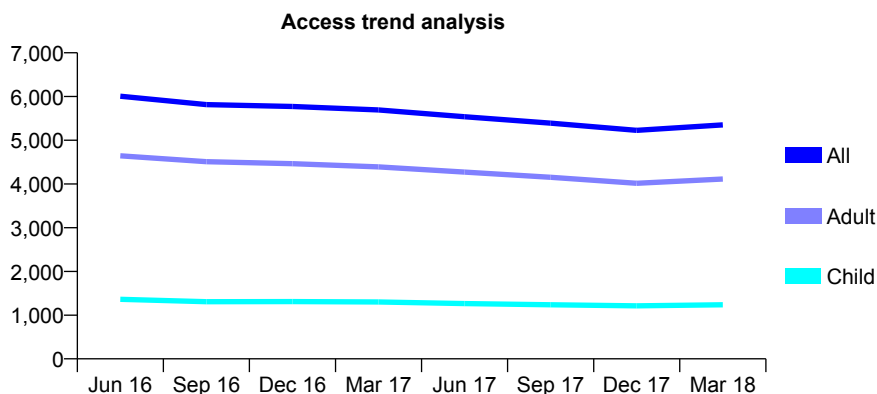
Q67 - Vital Signs At a Glance Contract Report for 844292/0001 - Year end March 2018

Name or company name	Mr Vikas Patel
Contract type name	GDS Contract
Purpose of contract	General
Contract start date	01/04/2006
Contract end date	

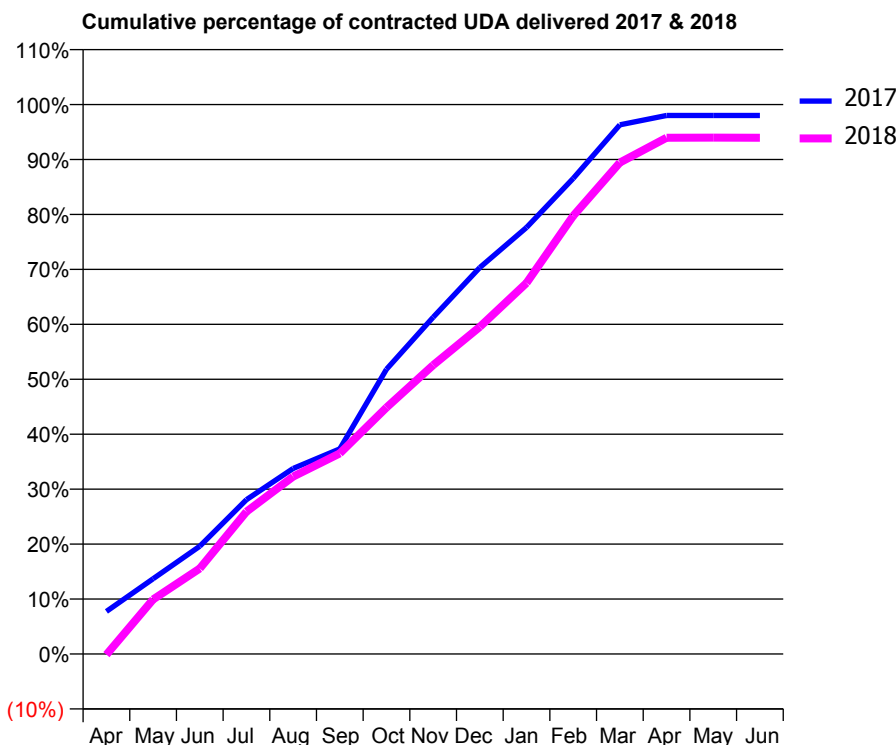
17/18 Contracted general activity (UDA)	15,454
Carry forward general activity (UDA)	308
17/18 Contracted orthodontic activity (UOA)	0
Carry forward orthodontic activity (UOA)	0
Baseline contract value	£386,357.13

ACCESS*

Patients seen in 24 months	Total	Change since previous quarter
Quarter ending March 2017	5,692	
Quarter ending June 2017	5,537	↓
Quarter ending September 2017	5,392	↓
Quarter ending December 2017	5,225	↓
Quarter ending March 2018	5,351	↑
Variance since March 2017	(6.0%)	↓



ACTIVITY



Month	Adjusted Scheduled Activity (UDA)	
	2017	2018
April	1,197	-19
May	2,117	1,534
June	3,034	2,406
July	4,340	4,004
August	5,217	4,989
September	5,770	5,641
October	8,008	6,933
November	9,470	8,125
December	10,870	9,202
January	11,994	10,433
February	13,374	12,320
March	14,884	13,820
April	15,145	14,519
May	15,146	14,521
June	15,146	14,518

QUALITY

	Quantity	Base Number	Contract	AT	Region	England
% of FP17s for the same patient ID Re-attending within 3 months - Children	146	1,807	8.1%	11.7%	11.5%	11.9%
% of FP17s for the same patient ID Re-attending within 3 months - Adults	699	5,386	13.0%	16.6%	15.9%	16.0%
% of FP17s for the same patient ID Re-attending between 3 & 9 months - Children	972	1,807	53.8%	55.4%	60.6%	58.3%
% of FP17s for the same patient ID Re-attending between 3 & 9 months - Adults	2,642	5,386	49.1%	48.4%	51.6%	50.3%
% of FP17s for Band 1 Urgent Courses	695	7,346	9.5%	10.5%	9.5%	9.1%
% of FP17s Relating to Free Repair or Replacements	73	7,346	1.0%	0.6%	0.7%	0.8%
% of FP17s Relating to Continuations	26	7,346	0.4%	0.8%	1.0%	1.0%
% of Patients satisfied with the dentistry they have received	8	8	N/A	91.2%	92.0%	91.5%
% of Patients satisfied with the time they had to wait for an appointment	7	8	N/A	87.2%	88.1%	87.9%

* This is based on patients treated on this contract for their most recent course of treatment. Figures in italics indicate the base number of FP17s or Patient Questionnaire responses are less than 100. N/A is shown where the base number of responses is less than 10 during the period. % is calculated as Quantity/Base number*100

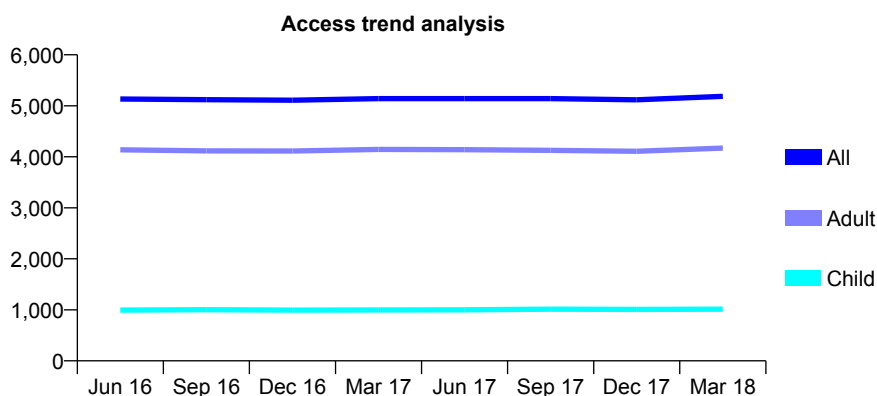
Q67 - Vital Signs At a Glance Contract Report for 847259/0001 - Year end March 2018

Name or company name	MR GT HAMILL
Contract type name	GDS Contract
Purpose of contract	General
Contract start date	01/04/2006
Contract end date	

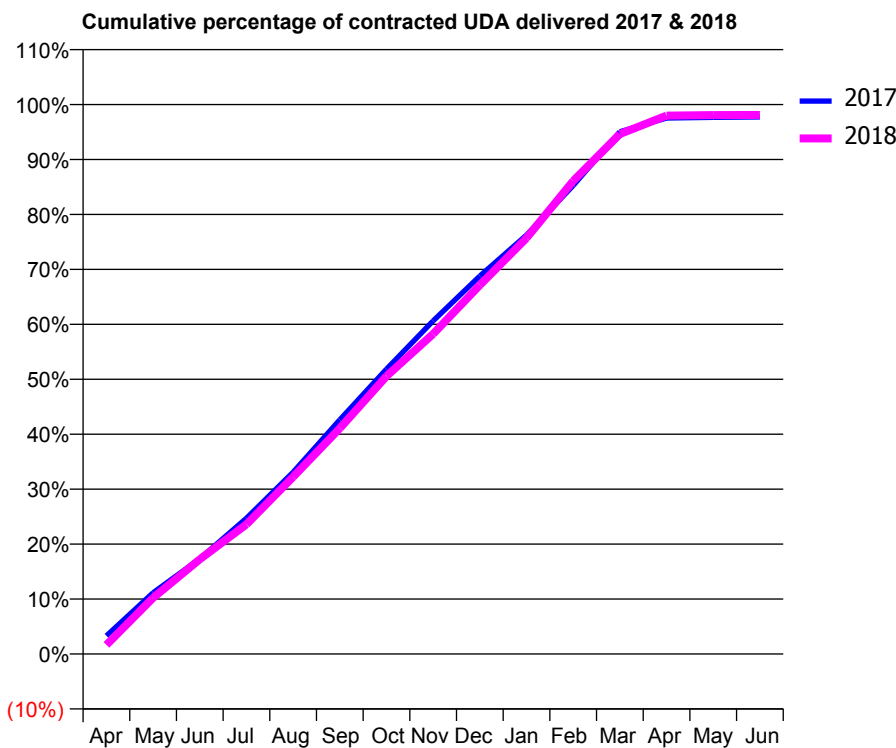
17/18 Contracted general activity (UDA)	18,400
Carry forward general activity (UDA)	427
17/18 Contracted orthodontic activity (UOA)	0
Carry forward orthodontic activity (UOA)	0
Baseline contract value	£413,616.05

ACCESS*

Patients seen in 24 months	Total	Change since previous quarter
Quarter ending March 2017	5,142	
Quarter ending June 2017	5,142	→
Quarter ending September 2017	5,142	→
Quarter ending December 2017	5,117	→
Quarter ending March 2018	5,185	→
Variance since March 2017	0.8%	→



ACTIVITY



Month	Adjusted Scheduled Activity (UDA)	
	2017	2018
April	621	306
May	2,093	1,884
June	3,257	3,173
July	4,639	4,343
August	6,211	5,931
September	8,003	7,558
October	9,731	9,304
November	11,382	10,717
December	12,913	12,352
January	14,311	13,929
February	16,004	15,842
March	17,844	17,413
April	18,310	18,029
May	18,335	18,047
June	18,346	18,050

QUALITY

	Quantity	Base Number	Contract	AT	Region	England
% of FP17s for the same patient ID Re-attending within 3 months - Children	126	1,802	7.0%	11.7%	11.5%	11.9%
% of FP17s for the same patient ID Re-attending within 3 months - Adults	995	6,887	14.4%	16.6%	15.9%	16.0%
% of FP17s for the same patient ID Re-attending between 3 & 9 months - Children	1,295	1,802	71.9%	55.4%	60.6%	58.3%
% of FP17s for the same patient ID Re-attending between 3 & 9 months - Adults	4,212	6,887	61.2%	48.4%	51.6%	50.3%
% of FP17s for Band 1 Urgent Courses	344	8,758	3.9%	10.5%	9.5%	9.1%
% of FP17s Relating to Free Repair or Replacements	166	8,758	1.9%	0.6%	0.7%	0.8%
% of FP17s Relating to Continuations	211	8,758	2.4%	0.8%	1.0%	1.0%
% of Patients satisfied with the dentistry they have received	12	12	100.0%	91.2%	92.0%	91.5%
% of Patients satisfied with the time they had to wait for an appointment	12	12	100.0%	87.2%	88.1%	87.9%

* This is based on patients treated on this contract for their most recent course of treatment. Figures in italics indicate the base number of FP17s or Patient Questionnaire responses are less than 100. N/A is shown where the base number of responses is less than 10 during the period. % is calculated as Quantity/Base number*100

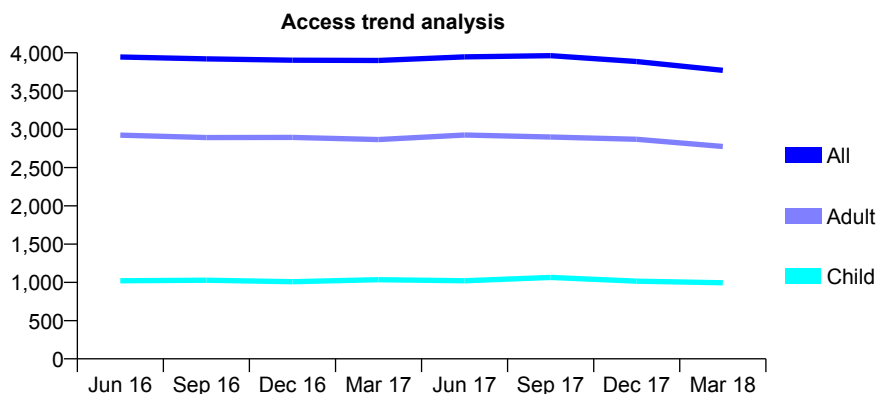
Q67 - Vital Signs At a Glance Contract Report for 848220/0001 - Year end March 2018

Name or company name	MS M RAMZANI
Contract type name	GDS Contract
Purpose of contract	General
Contract start date	01/04/2006
Contract end date	

17/18 Contracted general activity (UDA)	17,760
Carry forward general activity (UDA)	287
17/18 Contracted orthodontic activity (UOA)	0
Carry forward orthodontic activity (UOA)	0
Baseline contract value	£444,003.62

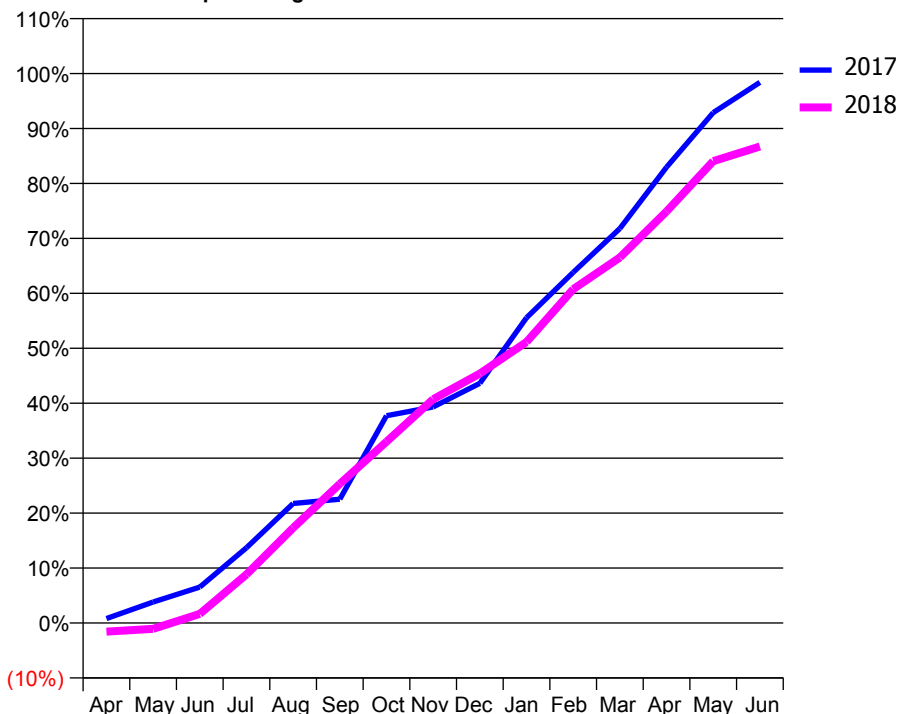
ACCESS*

Patients seen in 24 months	Total	Change since previous quarter
Quarter ending March 2017	3,900	
Quarter ending June 2017	3,946	→
Quarter ending September 2017	3,963	→
Quarter ending December 2017	3,885	↓
Quarter ending March 2018	3,770	↓
Variance since March 2017	(3.3%)	↓



ACTIVITY

Cumulative percentage of contracted UDA delivered 2017 & 2018



Month	Adjusted Scheduled Activity (UDA)	
	2017	2018
April	145	-284
May	679	-193
June	1,163	295
July	2,435	1,571
August	3,865	3,076
September	4,003	4,497
October	6,701	5,859
November	6,984	7,234
December	7,747	8,062
January	9,869	9,085
February	11,333	10,791
March	12,750	11,816
April	14,731	13,300
May	16,495	14,925
June	17,472	15,400

QUALITY

	Quantity	Base Number	Contract	AT	Region	England
% of FP17s for the same patient ID Re-attending within 3 months - Children	196	1,511	13.0%	11.7%	11.5%	11.9%
% of FP17s for the same patient ID Re-attending within 3 months - Adults	616	3,775	16.3%	16.6%	15.9%	16.0%
% of FP17s for the same patient ID Re-attending between 3 & 9 months - Children	708	1,511	46.9%	55.4%	60.6%	58.3%
% of FP17s for the same patient ID Re-attending between 3 & 9 months - Adults	1,553	3,775	41.1%	48.4%	51.6%	50.3%
% of FP17s for Band 1 Urgent Courses	469	5,162	9.1%	10.5%	9.5%	9.1%
% of FP17s Relating to Free Repair or Replacements	106	5,162	2.1%	0.6%	0.7%	0.8%
% of FP17s Relating to Continuations	35	5,162	0.7%	0.8%	1.0%	1.0%
% of Patients satisfied with the dentistry they have received	14	17	82.4%	91.2%	92.0%	91.5%
% of Patients satisfied with the time they had to wait for an appointment	14	17	82.4%	87.2%	88.1%	87.9%

* This is based on patients treated on this contract for their most recent course of treatment. Figures in italics indicate the base number of FP17s or Patient Questionnaire responses are less than 100. N/A is shown where the base number of responses is less than 10 during the period. % is calculated as Quantity/Base number*100

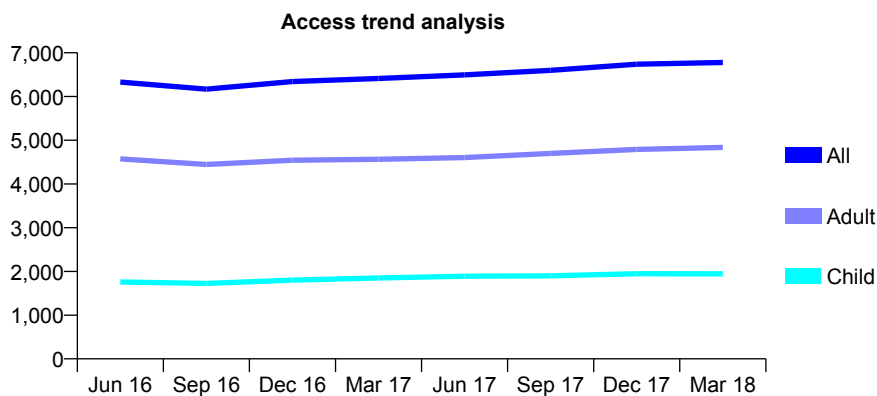
Q67 - Vital Signs At a Glance Contract Report for 855405/0001 - Year end March 2018

Name or company name	MR M VAHID
Contract type name	GDS Contract
Purpose of contract	General
Contract start date	01/02/2007
Contract end date	

17/18 Contracted general activity (UDA)	17,664
Carry forward general activity (UDA)	0
17/18 Contracted orthodontic activity (UOA)	0
Carry forward orthodontic activity (UOA)	0
Baseline contract value	£436,857.73

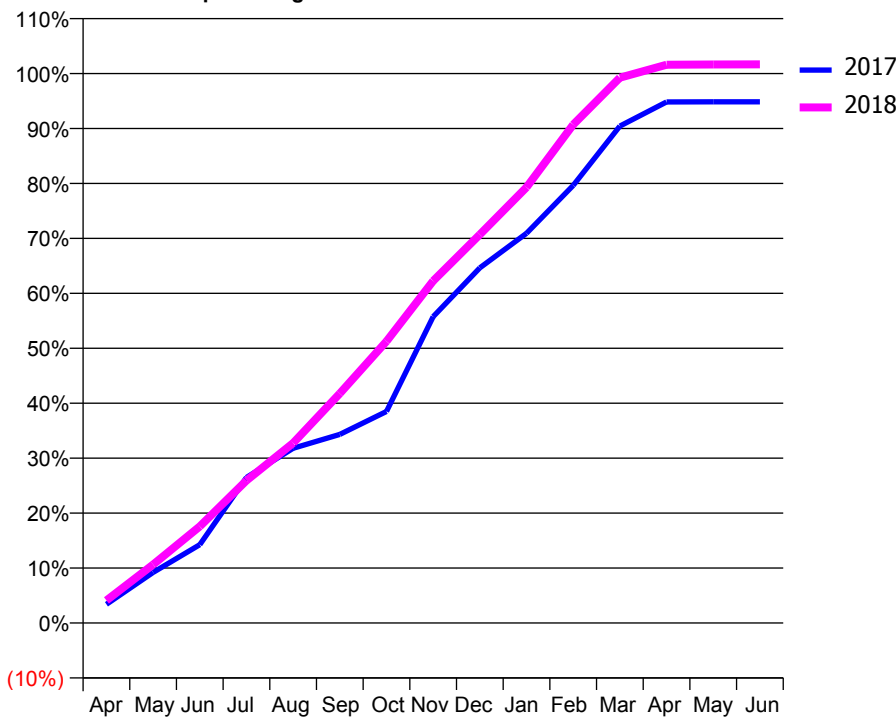
ACCESS*

Patients seen in 24 months	Total	Change since previous quarter
Quarter ending March 2017	6,413	
Quarter ending June 2017	6,494	→
Quarter ending September 2017	6,598	→
Quarter ending December 2017	6,738	↑
Quarter ending March 2018	6,780	→
Variance since March 2017	5.7%	↑



ACTIVITY

Cumulative percentage of contracted UDA delivered 2017 & 2018



Month	Adjusted Scheduled Activity (UDA)	
	2017	2018
April	602	727
May	1,625	1,878
June	2,520	3,107
July	4,679	4,582
August	5,620	5,784
September	6,062	7,381
October	6,799	9,054
November	9,847	10,996
December	11,416	12,488
January	12,529	14,004
February	14,068	16,019
March	15,975	17,528
April	16,751	17,945
May	16,754	17,955
June	16,755	17,958

QUALITY

	Quantity	Base Number	Contract	AT	Region	England
% of FP17s for the same patient ID Re-attending within 3 months - Children	178	2,800	6.4%	11.7%	11.5%	11.9%
% of FP17s for the same patient ID Re-attending within 3 months - Adults	1,037	6,962	14.9%	16.6%	15.9%	16.0%
% of FP17s for the same patient ID Re-attending between 3 & 9 months - Children	1,705	2,800	60.9%	55.4%	60.6%	58.3%
% of FP17s for the same patient ID Re-attending between 3 & 9 months - Adults	3,798	6,962	54.6%	48.4%	51.6%	50.3%
% of FP17s for Band 1 Urgent Courses	1,254	9,652	13.0%	10.5%	9.5%	9.1%
% of FP17s Relating to Free Repair or Replacements	0	9,652	0.0%	0.6%	0.7%	0.8%
% of FP17s Relating to Continuations	5	9,652	0.1%	0.8%	1.0%	1.0%
% of Patients satisfied with the dentistry they have received	13	13	100.0%	91.2%	92.0%	91.5%
% of Patients satisfied with the time they had to wait for an appointment	12	13	92.3%	87.2%	88.1%	87.9%

* This is based on patients treated on this contract for their most recent course of treatment. Figures in italics indicate the base number of FP17s or Patient Questionnaire responses are less than 100. N/A is shown where the base number of responses is less than 10 during the period. % is calculated as Quantity/Base number*100

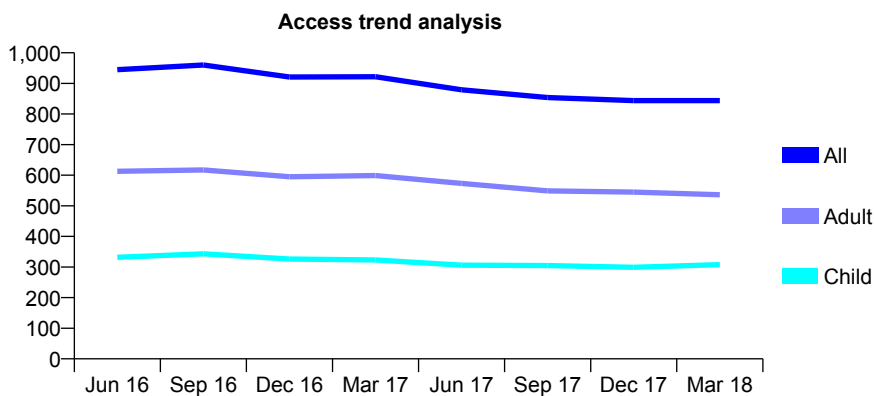
Q67 - Vital Signs At a Glance Contract Report for 859745/0001 - Year end March 2018

Name or company name	MRS TO ILORI
Contract type name	GDS Contract
Purpose of contract	General
Contract start date	13/10/2014
Contract end date	

17/18 Contracted general activity (UDA)	2,003
Carry forward general activity (UDA)	-27
17/18 Contracted orthodontic activity (UOA)	0
Carry forward orthodontic activity (UOA)	0
Baseline contract value	£50,822.90

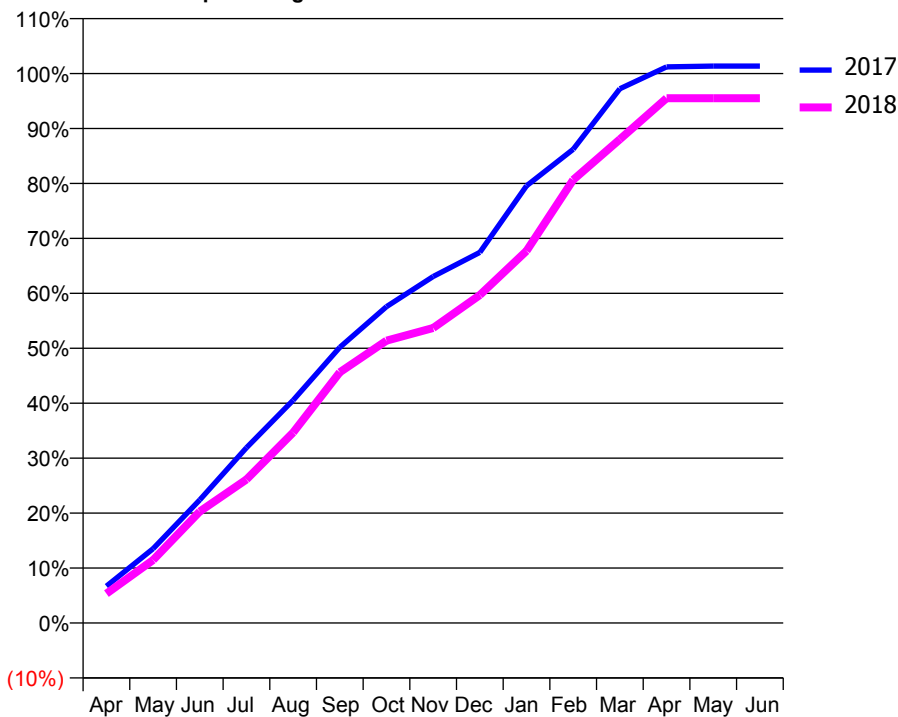
ACCESS*

Patients seen in 24 months	Total	Change since previous quarter
Quarter ending March 2017	922	
Quarter ending June 2017	879	↓
Quarter ending September 2017	854	↓
Quarter ending December 2017	844	↓
Quarter ending March 2018	844	→
Variance since March 2017	(8.5%)	↓



ACTIVITY

Cumulative percentage of contracted UDA delivered 2017 & 2018



Adjusted Scheduled Activity (UDA)

Month	2017	2018
April	134	107
May	271	230
June	449	407
July	639	523
August	812	694
September	1,005	914
October	1,153	1,029
November	1,263	1,075
December	1,351	1,196
January	1,594	1,356
February	1,727	1,615
March	1,947	1,763
April	2,027	1,913
May	2,030	1,913
June	2,030	1,913

QUALITY

	Quantity	Base Number	Contract	AT	Region	England
% of FP17s for the same patient ID Re-attending within 3 months - Children	16	344	4.7%	11.7%	11.5%	11.9%
% of FP17s for the same patient ID Re-attending within 3 months - Adults	72	623	11.6%	16.6%	15.9%	16.0%
% of FP17s for the same patient ID Re-attending between 3 & 9 months - Children	67	344	19.5%	55.4%	60.6%	58.3%
% of FP17s for the same patient ID Re-attending between 3 & 9 months - Adults	207	623	33.2%	48.4%	51.6%	50.3%
% of FP17s for Band 1 Urgent Courses	92	990	9.3%	10.5%	9.5%	9.1%
% of FP17s Relating to Free Repair or Replacements	3	990	0.3%	0.6%	0.7%	0.8%
% of FP17s Relating to Continuations	6	990	0.6%	0.8%	1.0%	1.0%
% of Patients satisfied with the dentistry they have received	1	1	N/A	91.2%	92.0%	91.5%
% of Patients satisfied with the time they had to wait for an appointment	1	1	N/A	87.2%	88.1%	87.9%

* This is based on patients treated on this contract for their most recent course of treatment. Figures in italics indicate the base number of FP17s or Patient Questionnaire responses are less than 100. N/A is shown where the base number of responses is less than 10 during the period. % is calculated as Quantity/Base number*100

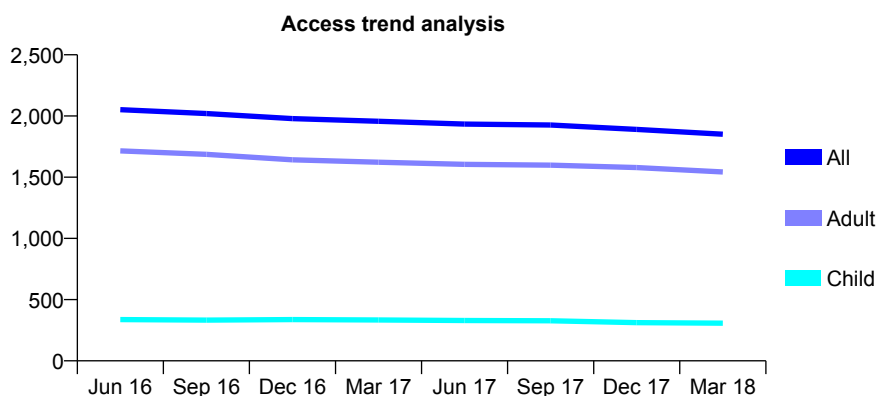
Q67 - Vital Signs At a Glance Contract Report for 912360/0001 - Year end March 2018

Name or company name	MR MP JONES
Contract type name	GDS Contract
Purpose of contract	General
Contract start date	01/04/2006
Contract end date	

17/18 Contracted general activity (UDA)	6,421
Carry forward general activity (UDA)	0
17/18 Contracted orthodontic activity (UOA)	0
Carry forward orthodontic activity (UOA)	0
Baseline contract value	£144,337.98

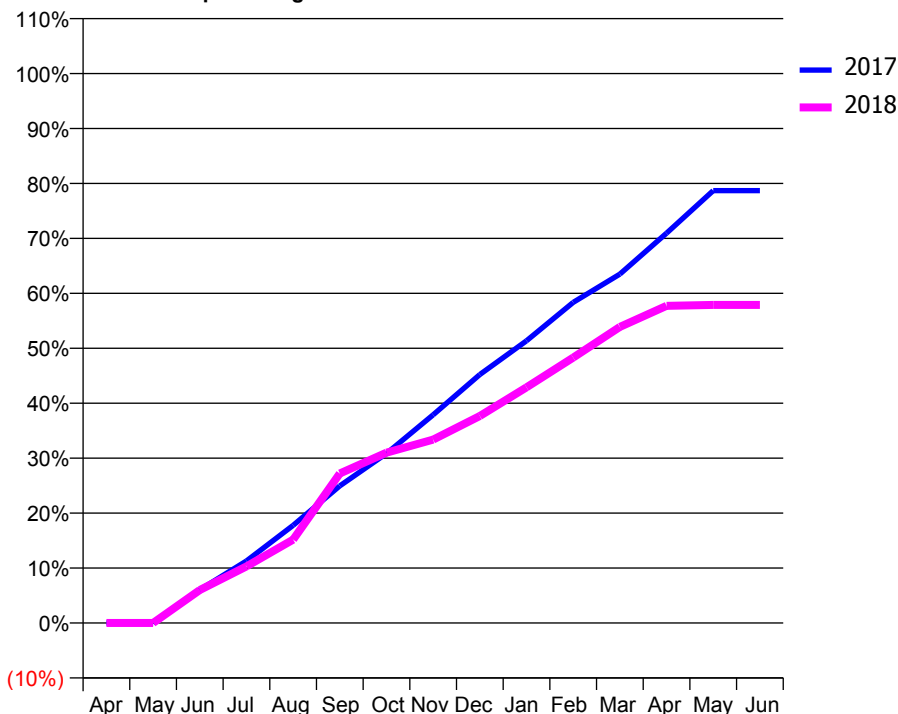
ACCESS*

Patients seen in 24 months	Total	Change since previous quarter
Quarter ending March 2017	1,957	
Quarter ending June 2017	1,934	↓
Quarter ending September 2017	1,926	→
Quarter ending December 2017	1,891	↓
Quarter ending March 2018	1,851	↓
Variance since March 2017	(5.4%)	↓



ACTIVITY

Cumulative percentage of contracted UDA delivered 2017 & 2018



Month	Adjusted Scheduled Activity (UDA)	
	2017	2018
April	0	0
May	0	0
June	388	386
July	726	661
August	1,141	974
September	1,603	1,748
October	1,981	1,990
November	2,433	2,143
December	2,904	2,420
January	3,297	2,754
February	3,746	3,101
March	4,076	3,459
April	4,555	3,707
May	5,052	3,718
June	5,053	3,718

QUALITY

	Quantity	Base Number	Contract	AT	Region	England
% of FP17s for the same patient ID Re-attending within 3 months - Children	8	386	2.1%	11.7%	11.5%	11.9%
% of FP17s for the same patient ID Re-attending within 3 months - Adults	216	2,031	10.6%	16.6%	15.9%	16.0%
% of FP17s for the same patient ID Re-attending between 3 & 9 months - Children	197	386	51.0%	55.4%	60.6%	58.3%
% of FP17s for the same patient ID Re-attending between 3 & 9 months - Adults	1,193	2,031	58.7%	48.4%	51.6%	50.3%
% of FP17s for Band 1 Urgent Courses	23	1,961	1.2%	10.5%	9.5%	9.1%
% of FP17s Relating to Free Repair or Replacements	9	1,961	0.5%	0.6%	0.7%	0.8%
% of FP17s Relating to Continuations	9	1,961	0.5%	0.8%	1.0%	1.0%
% of Patients satisfied with the dentistry they have received	14	14	100.0%	91.2%	92.0%	91.5%
% of Patients satisfied with the time they had to wait for an appointment	13	14	92.9%	87.2%	88.1%	87.9%

* This is based on patients treated on this contract for their most recent course of treatment. Figures in italics indicate the base number of FP17s or Patient Questionnaire responses are less than 100. N/A is shown where the base number of responses is less than 10 during the period. % is calculated as Quantity/Base number*100

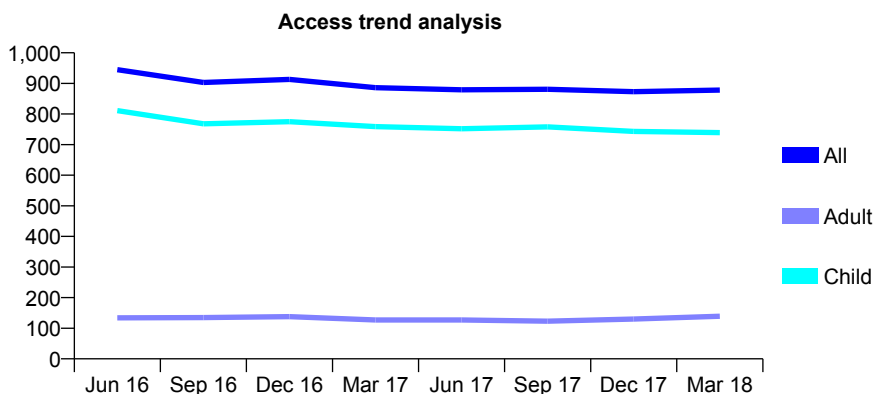
Q67 - Vital Signs At a Glance Contract Report for 913278/0001 - Year end March 2018

Name or company name	MRS LD LUNNESS-BARNES
Contract type name	GDS Contract
Purpose of contract	General
Contract start date	01/04/2006
Contract end date	

17/18 Contracted general activity (UDA)	1,700
Carry forward general activity (UDA)	-34
17/18 Contracted orthodontic activity (UOA)	0
Carry forward orthodontic activity (UOA)	0
Baseline contract value	£42,510.13

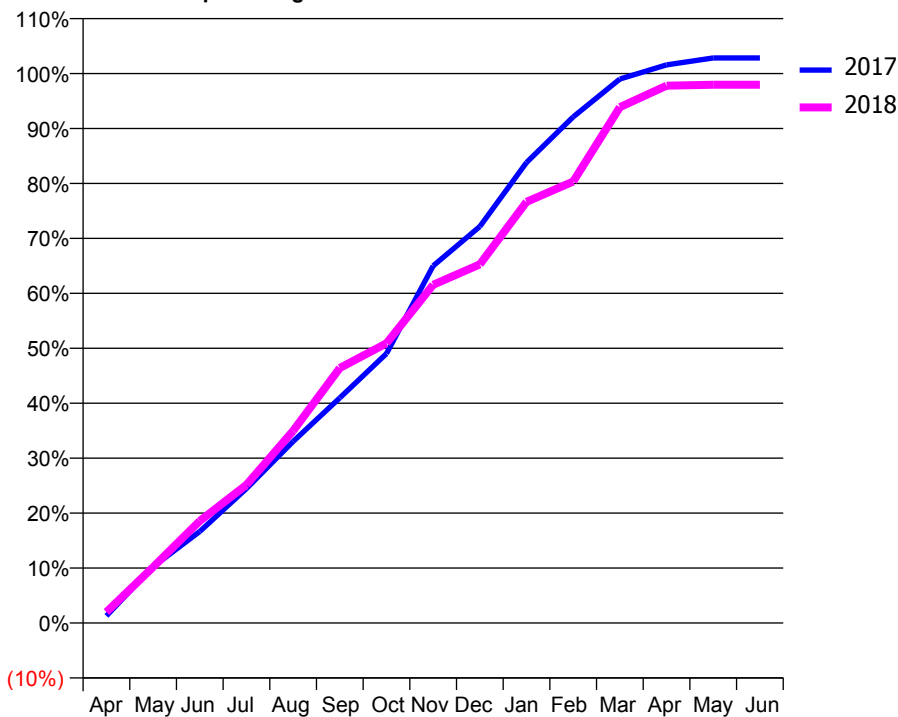
ACCESS*

Patients seen in 24 months	Total	Change since previous quarter
Quarter ending March 2017	886	
Quarter ending June 2017	879	→
Quarter ending September 2017	881	→
Quarter ending December 2017	873	→
Quarter ending March 2018	878	→
Variance since March 2017	(0.9%)	→



ACTIVITY

Cumulative percentage of contracted UDA delivered 2017 & 2018



Month	Adjusted Scheduled Activity (UDA)	
	2017	2018
April	22	34
May	174	173
June	283	316
July	416	427
August	562	595
September	697	789
October	834	865
November	1,105	1,046
December	1,227	1,110
January	1,425	1,303
February	1,566	1,366
March	1,683	1,596
April	1,727	1,662
May	1,748	1,665
June	1,748	1,665

QUALITY

	Quantity	Base Number	Contract	AT	Region	England
% of FP17s for the same patient ID Re-attending within 3 months - Children	56	1,123	5.0%	11.7%	11.5%	11.9%
% of FP17s for the same patient ID Re-attending within 3 months - Adults	13	100	13.0%	16.6%	15.9%	16.0%
% of FP17s for the same patient ID Re-attending between 3 & 9 months - Children	745	1,123	66.3%	55.4%	60.6%	58.3%
% of FP17s for the same patient ID Re-attending between 3 & 9 months - Adults	59	100	59.0%	48.4%	51.6%	50.3%
% of FP17s for Band 1 Urgent Courses	21	1,230	1.7%	10.5%	9.5%	9.1%
% of FP17s Relating to Free Repair or Replacements	0	1,230	0.0%	0.6%	0.7%	0.8%
% of FP17s Relating to Continuations	0	1,230	0.0%	0.8%	1.0%	1.0%
% of Patients satisfied with the dentistry they have received	1	1	N/A	91.2%	92.0%	91.5%
% of Patients satisfied with the time they had to wait for an appointment	1	1	N/A	87.2%	88.1%	87.9%

* This is based on patients treated on this contract for their most recent course of treatment. Figures in italics indicate the base number of FP17s or Patient Questionnaire responses are less than 100. N/A is shown where the base number of responses is less than 10 during the period. % is calculated as Quantity/Base number*100

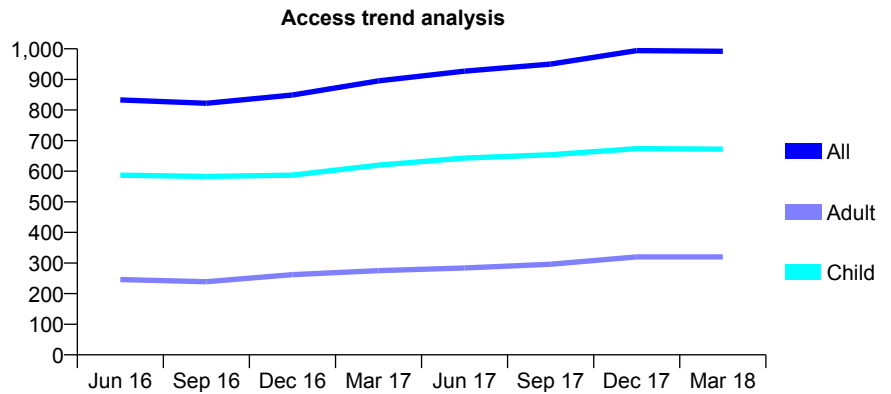
Q67 - Vital Signs At a Glance Contract Report for 913383/0001 - Year end March 2018

Name or company name	MR TJ VAN DIEPEN
Contract type name	GDS Contract
Purpose of contract	General
Contract start date	01/04/2006
Contract end date	

17/18 Contracted general activity (UDA)	2,000
Carry forward general activity (UDA)	-2
17/18 Contracted orthodontic activity (UOA)	0
Carry forward orthodontic activity (UOA)	0
Baseline contract value	£49,458.27

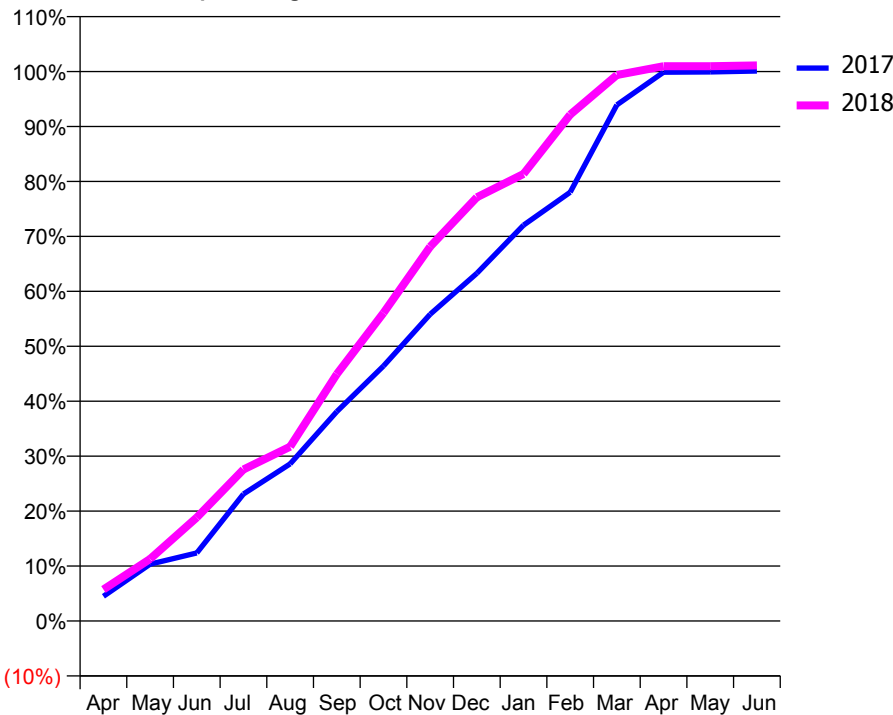
ACCESS*

Patients seen in 24 months	Total	Change since previous quarter
Quarter ending March 2017	895	
Quarter ending June 2017	927	↑
Quarter ending September 2017	950	↑
Quarter ending December 2017	994	↑
Quarter ending March 2018	992	→
Variance since March 2017	10.8%	↑



ACTIVITY

Cumulative percentage of contracted UDA delivered 2017 & 2018



Month	Adjusted Scheduled Activity (UDA)	
	2017	2018
April	90	115
May	207	226
June	248	377
July	462	551
August	572	634
September	762	899
October	928	1,122
November	1,116	1,363
December	1,265	1,542
January	1,441	1,627
February	1,561	1,843
March	1,879	1,987
April	1,998	2,019
May	1,999	2,019
June	2,002	2,022

QUALITY

	Quantity	Base Number	Contract	AT	Region	England
% of FP17s for the same patient ID Re-attending within 3 months - Children	32	1,065	3.0%	11.7%	11.5%	11.9%
% of FP17s for the same patient ID Re-attending within 3 months - Adults	46	340	13.5%	16.6%	15.9%	16.0%
% of FP17s for the same patient ID Re-attending between 3 & 9 months - Children	672	1,065	63.1%	55.4%	60.6%	58.3%
% of FP17s for the same patient ID Re-attending between 3 & 9 months - Adults	188	340	55.3%	48.4%	51.6%	50.3%
% of FP17s for Band 1 Urgent Courses	6	1,372	0.4%	10.5%	9.5%	9.1%
% of FP17s Relating to Free Repair or Replacements	0	1,372	0.0%	0.6%	0.7%	0.8%
% of FP17s Relating to Continuations	3	1,372	0.2%	0.8%	1.0%	1.0%
% of Patients satisfied with the dentistry they have received	0	0	N/A	91.2%	92.0%	91.5%
% of Patients satisfied with the time they had to wait for an appointment	0	0	N/A	87.2%	88.1%	87.9%

* This is based on patients treated on this contract for their most recent course of treatment. Figures in italics indicate the base number of FP17s or Patient Questionnaire responses are less than 100. N/A is shown where the base number of responses is less than 10 during the period. % is calculated as Quantity/Base number*100

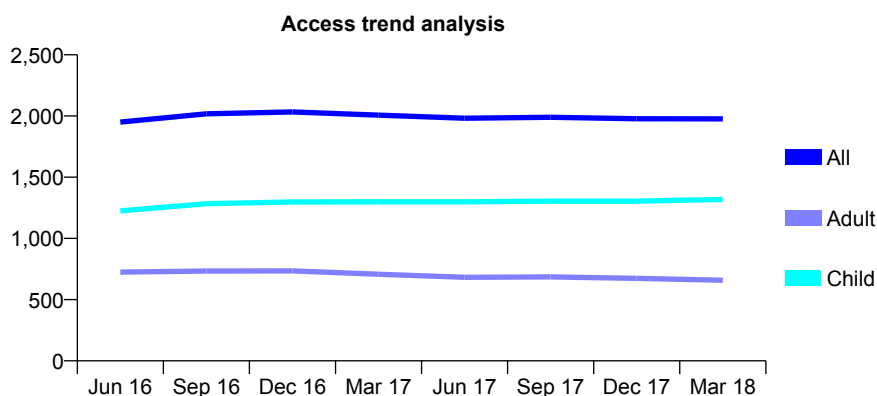
Q67 - Vital Signs At a Glance Contract Report for 913863/0001 - Year end March 2018

Name or company name	MISS SP MEADS
Contract type name	GDS Contract
Purpose of contract	General
Contract start date	01/04/2006
Contract end date	

17/18 Contracted general activity (UDA)	5,213
Carry forward general activity (UDA)	-25
17/18 Contracted orthodontic activity (UOA)	0
Carry forward orthodontic activity (UOA)	0
Baseline contract value	£130,329.57

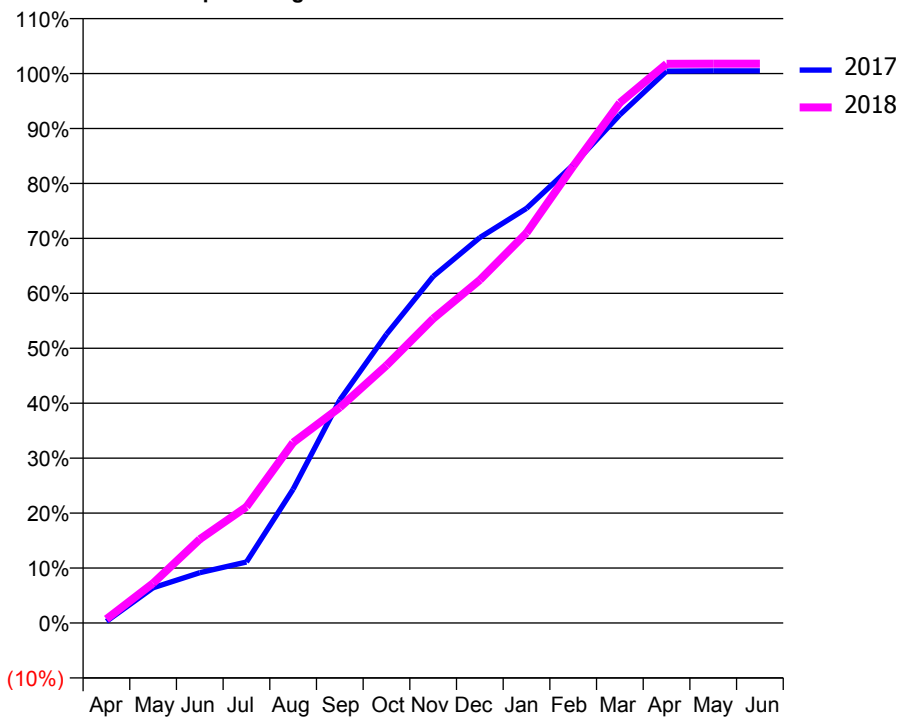
ACCESS*

Patients seen in 24 months	Total	Change since previous quarter
Quarter ending March 2017	2,007	
Quarter ending June 2017	1,982	↓
Quarter ending September 2017	1,990	→
Quarter ending December 2017	1,978	→
Quarter ending March 2018	1,977	→
Variance since March 2017	(1.5%)	↓



ACTIVITY

Cumulative percentage of contracted UDA delivered 2017 & 2018



Month	Adjusted Scheduled Activity (UDA)	
	2017	2018
April	16	37
May	335	377
June	478	795
July	579	1,103
August	1,270	1,713
September	2,116	2,045
October	2,739	2,444
November	3,289	2,887
December	3,657	3,254
January	3,933	3,700
February	4,345	4,333
March	4,822	4,935
April	5,235	5,305
May	5,238	5,306
June	5,238	5,306

QUALITY

	Quantity	Base Number	Contract	AT	Region	England
% of FP17s for the same patient ID Re-attending within 3 months - Children	215	2,045	10.5%	11.7%	11.5%	11.9%
% of FP17s for the same patient ID Re-attending within 3 months - Adults	209	801	26.1%	16.6%	15.9%	16.0%
% of FP17s for the same patient ID Re-attending between 3 & 9 months - Children	1,193	2,045	58.3%	55.4%	60.6%	58.3%
% of FP17s for the same patient ID Re-attending between 3 & 9 months - Adults	341	801	42.6%	48.4%	51.6%	50.3%
% of FP17s for Band 1 Urgent Courses	196	2,810	7.0%	10.5%	9.5%	9.1%
% of FP17s Relating to Free Repair or Replacements	0	2,810	0.0%	0.6%	0.7%	0.8%
% of FP17s Relating to Continuations	1	2,810	0.0%	0.8%	1.0%	1.0%
% of Patients satisfied with the dentistry they have received	3	3	N/A	91.2%	92.0%	91.5%
% of Patients satisfied with the time they had to wait for an appointment	3	3	N/A	87.2%	88.1%	87.9%

* This is based on patients treated on this contract for their most recent course of treatment. Figures in italics indicate the base number of FP17s or Patient Questionnaire responses are less than 100. N/A is shown where the base number of responses is less than 10 during the period. % is calculated as Quantity/Base number*100

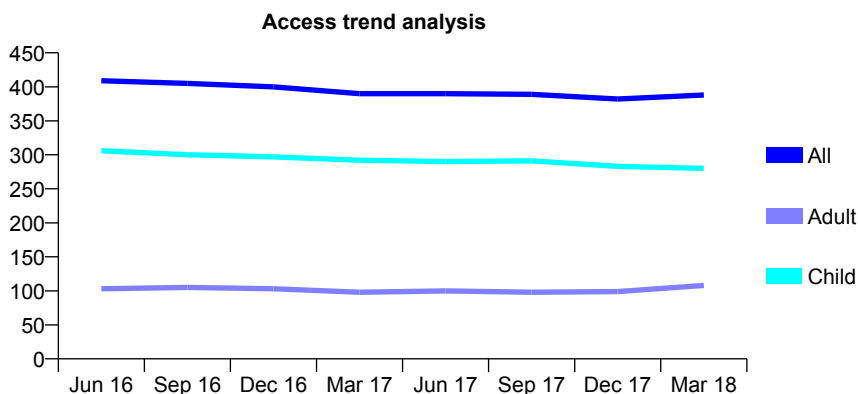
Q67 - Vital Signs At a Glance Contract Report for 914940/0001 - Year end March 2018

Name or company name	MR JL RUPARELIA
Contract type name	GDS Contract
Purpose of contract	General
Contract start date	01/04/2006
Contract end date	

17/18 Contracted general activity (UDA)	674
Carry forward general activity (UDA)	-4
17/18 Contracted orthodontic activity (UOA)	0
Carry forward orthodontic activity (UOA)	0
Baseline contract value	£16,667.44

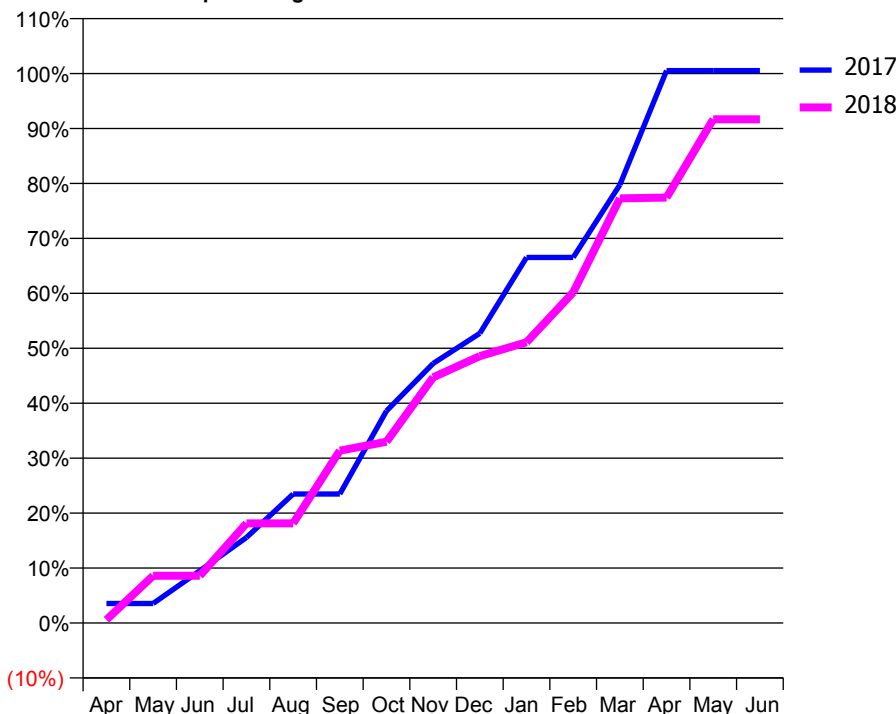
ACCESS*

Patients seen in 24 months	Total	Change since previous quarter
Quarter ending March 2017	390	
Quarter ending June 2017	390	→
Quarter ending September 2017	389	→
Quarter ending December 2017	382	↓
Quarter ending March 2018	388	→
Variance since March 2017	(0.5%)	→



ACTIVITY

Cumulative percentage of contracted UDA delivered 2017 & 2018



Month	Adjusted Scheduled Activity (UDA)	
	2017	2018
April	24	4
May	24	58
June	64	58
July	105	122
August	158	122
September	158	211
October	260	222
November	318	301
December	355	327
January	448	344
February	448	406
March	538	521
April	678	522
May	678	618
June	678	618

QUALITY

	Quantity	Base Number	Contract	AT	Region	England
% of FP17s for the same patient ID Re-attending within 3 months - Children	1	346	0.3%	11.7%	11.5%	11.9%
% of FP17s for the same patient ID Re-attending within 3 months - Adults	0	65	0.0%	16.6%	15.9%	16.0%
% of FP17s for the same patient ID Re-attending between 3 & 9 months - Children	182	346	52.6%	55.4%	60.6%	58.3%
% of FP17s for the same patient ID Re-attending between 3 & 9 months - Adults	25	65	38.5%	48.4%	51.6%	50.3%
% of FP17s for Band 1 Urgent Courses	4	389	1.0%	10.5%	9.5%	9.1%
% of FP17s Relating to Free Repair or Replacements	0	389	0.0%	0.6%	0.7%	0.8%
% of FP17s Relating to Continuations	0	389	0.0%	0.8%	1.0%	1.0%
% of Patients satisfied with the dentistry they have received	0	0	N/A	91.2%	92.0%	91.5%
% of Patients satisfied with the time they had to wait for an appointment	0	0	N/A	87.2%	88.1%	87.9%

* This is based on patients treated on this contract for their most recent course of treatment. Figures in italics indicate the base number of FP17s or Patient Questionnaire responses are less than 100. N/A is shown where the base number of responses is less than 10 during the period. % is calculated as Quantity/Base number*100

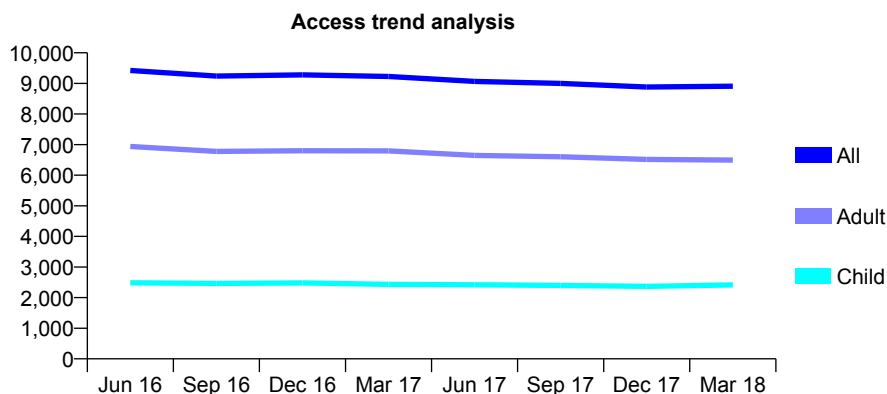
Q67 - Vital Signs At a Glance Contract Report for 915351/0002 - Year end March 2018

Name or company name	MR MD HUGHES
Contract type name	GDS Contract
Purpose of contract	General
Contract start date	01/04/2012
Contract end date	

17/18 Contracted general activity (UDA)	31,257
Carry forward general activity (UDA)	11
17/18 Contracted orthodontic activity (UOA)	0
Carry forward orthodontic activity (UOA)	0
Baseline contract value	£781,452.42

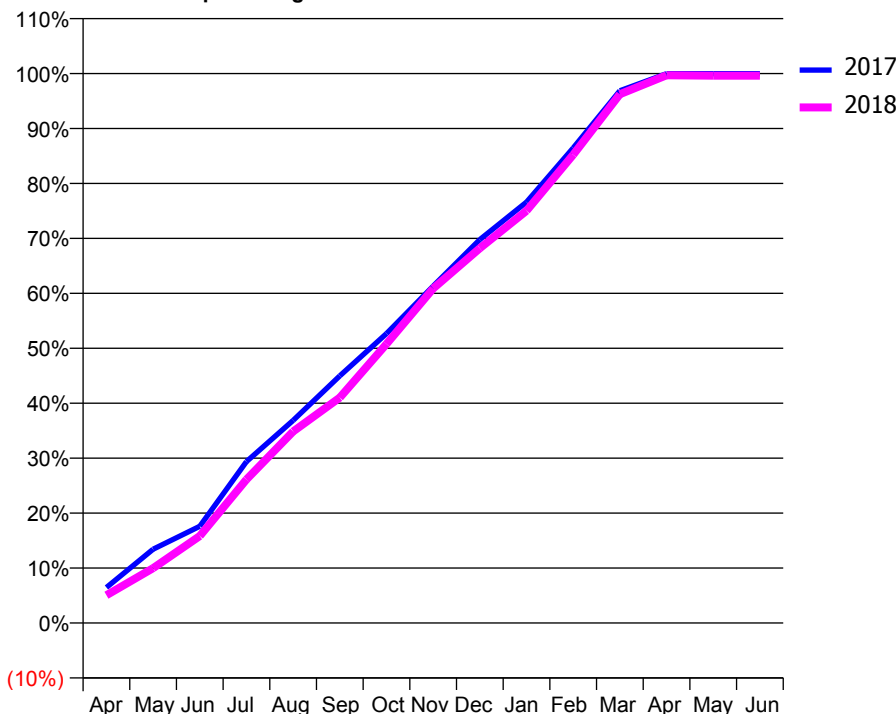
ACCESS*

Patients seen in 24 months	Total	Change since previous quarter
Quarter ending March 2017	9,228	
Quarter ending June 2017	9,067	↓
Quarter ending September 2017	9,000	→
Quarter ending December 2017	8,884	↓
Quarter ending March 2018	8,910	→
Variance since March 2017	(3.4%)	↓



ACTIVITY

Cumulative percentage of contracted UDA delivered 2017 & 2018



Adjusted Scheduled Activity (UDA)

Month	2017	2018
April	2,021	1,580
May	4,199	3,124
June	5,501	4,951
July	9,183	8,168
August	11,529	10,893
September	14,060	12,820
October	16,465	15,868
November	19,161	19,029
December	21,813	21,316
January	23,940	23,451
February	27,022	26,637
March	30,274	30,079
April	31,246	31,155
May	31,245	31,137
June	31,245	31,137

QUALITY

	Quantity	Base Number	Contract	AT	Region	England
% of FP17s for the same patient ID Re-attending within 3 months - Children	148	3,288	4.5%	11.7%	11.5%	11.9%
% of FP17s for the same patient ID Re-attending within 3 months - Adults	919	8,266	11.1%	16.6%	15.9%	16.0%
% of FP17s for the same patient ID Re-attending between 3 & 9 months - Children	1,811	3,288	55.1%	55.4%	60.6%	58.3%
% of FP17s for the same patient ID Re-attending between 3 & 9 months - Adults	4,041	8,266	48.9%	48.4%	51.6%	50.3%
% of FP17s for Band 1 Urgent Courses	1,049	11,601	9.0%	10.5%	9.5%	9.1%
% of FP17s Relating to Free Repair or Replacements	75	11,601	0.6%	0.6%	0.7%	0.8%
% of FP17s Relating to Continuations	74	11,601	0.6%	0.8%	1.0%	1.0%
% of Patients satisfied with the dentistry they have received	4	4	N/A	91.2%	92.0%	91.5%
% of Patients satisfied with the time they had to wait for an appointment	4	4	N/A	87.2%	88.1%	87.9%

* This is based on patients treated on this contract for their most recent course of treatment. Figures in italics indicate the base number of FP17s or Patient Questionnaire responses are less than 100. N/A is shown where the base number of responses is less than 10 during the period. % is calculated as Quantity/Base number*100

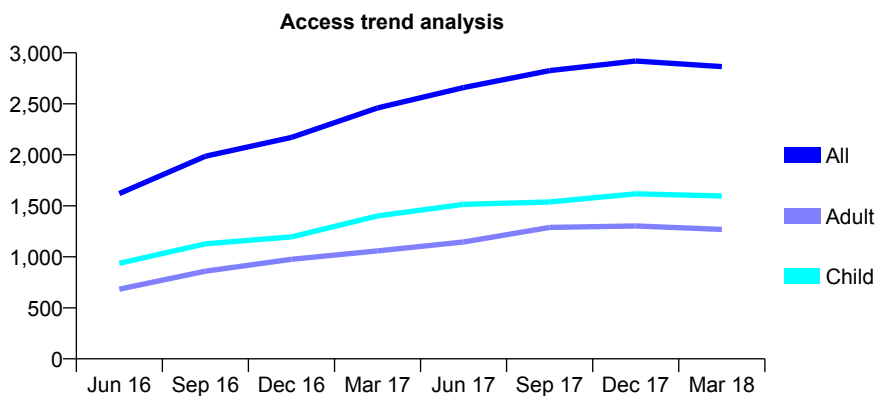
Q67 - Vital Signs At a Glance Contract Report for 915351/0003 - Year end March 2018

Name or company name	MR MD HUGHES
Contract type name	GDS Contract
Purpose of contract	General
Contract start date	01/04/2012
Contract end date	

17/18 Contracted general activity (UDA)	8,700
Carry forward general activity (UDA)	50
17/18 Contracted orthodontic activity (UOA)	0
Carry forward orthodontic activity (UOA)	0
Baseline contract value	£500,629.58

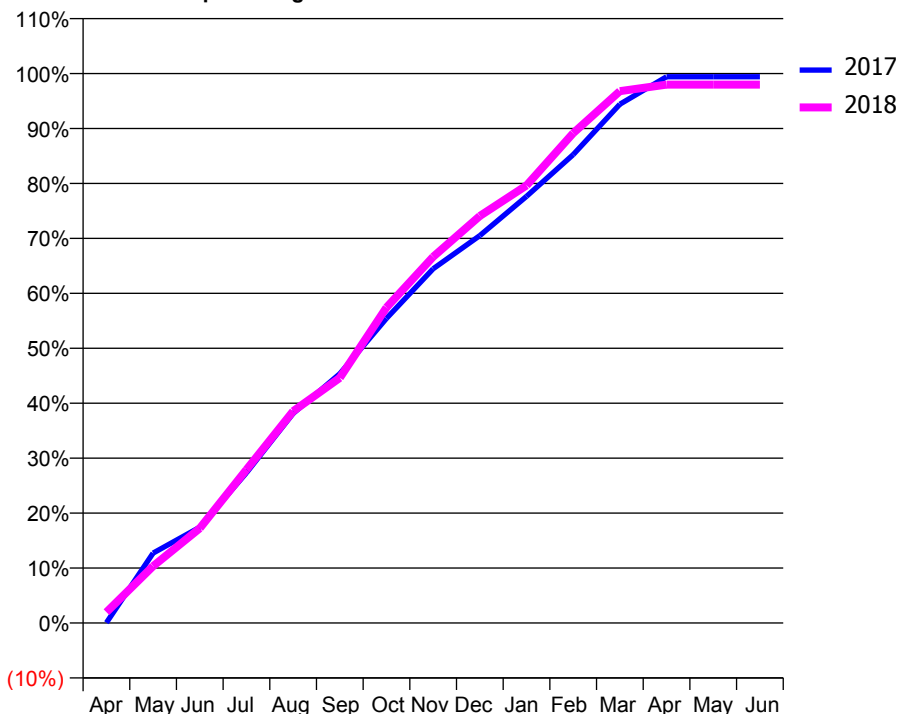
ACCESS*

Patients seen in 24 months	Total	Change since previous quarter
Quarter ending March 2017	2,459	
Quarter ending June 2017	2,660	↑
Quarter ending September 2017	2,826	↑
Quarter ending December 2017	2,920	↑
Quarter ending March 2018	2,865	↓
Variance since March 2017	16.5%	↑



ACTIVITY

Cumulative percentage of contracted UDA delivered 2017 & 2018



Month	Adjusted Scheduled Activity (UDA)	
	2017	2018
April	5	171
May	1,107	901
June	1,517	1,499
July	2,379	2,428
August	3,317	3,353
September	3,946	3,882
October	4,823	4,997
November	5,608	5,799
December	6,133	6,444
January	6,755	6,927
February	7,415	7,756
March	8,214	8,420
April	8,649	8,524
May	8,649	8,524
June	8,649	8,524

QUALITY

	Quantity	Base Number	Contract	AT	Region	England
% of FP17s for the same patient ID Re-attending within 3 months - Children	6	1,829	0.3%	11.7%	11.5%	11.9%
% of FP17s for the same patient ID Re-attending within 3 months - Adults	7	1,134	0.6%	16.6%	15.9%	16.0%
% of FP17s for the same patient ID Re-attending between 3 & 9 months - Children	6	1,829	0.3%	55.4%	60.6%	58.3%
% of FP17s for the same patient ID Re-attending between 3 & 9 months - Adults	12	1,134	1.1%	48.4%	51.6%	50.3%
% of FP17s for Band 1 Urgent Courses	1	2,854	0.0%	10.5%	9.5%	9.1%
% of FP17s Relating to Free Repair or Replacements	4	2,854	0.1%	0.6%	0.7%	0.8%
% of FP17s Relating to Continuations	0	2,854	0.0%	0.8%	1.0%	1.0%
% of Patients satisfied with the dentistry they have received	0	0	N/A	91.2%	92.0%	91.5%
% of Patients satisfied with the time they had to wait for an appointment	0	0	N/A	87.2%	88.1%	87.9%

* This is based on patients treated on this contract for their most recent course of treatment. Figures in italics indicate the base number of FP17s or Patient Questionnaire responses are less than 100. N/A is shown where the base number of responses is less than 10 during the period. % is calculated as Quantity/Base number*100

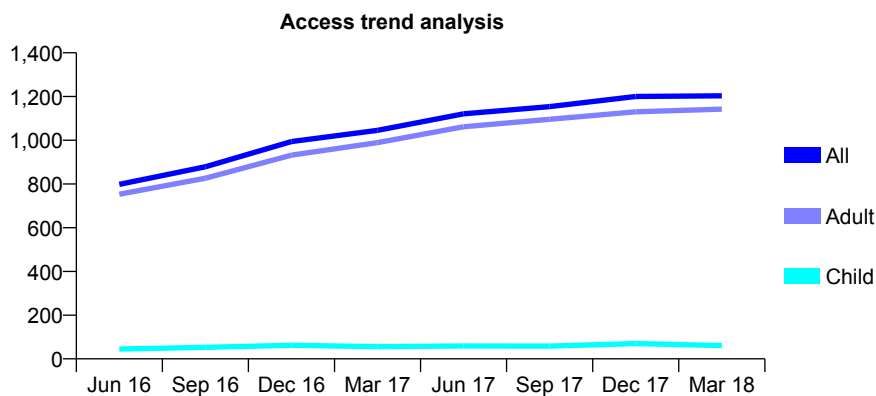
Q67 - Vital Signs At a Glance Contract Report for 915351/0004 - Year end March 2018

Name or company name	MR MD HUGHES
Contract type name	GDS Contract
Purpose of contract	General
Contract start date	01/04/2012
Contract end date	

17/18 Contracted general activity (UDA)	3,354
Carry forward general activity (UDA)	6
17/18 Contracted orthodontic activity (UOA)	0
Carry forward orthodontic activity (UOA)	0
Baseline contract value	£251,215.53

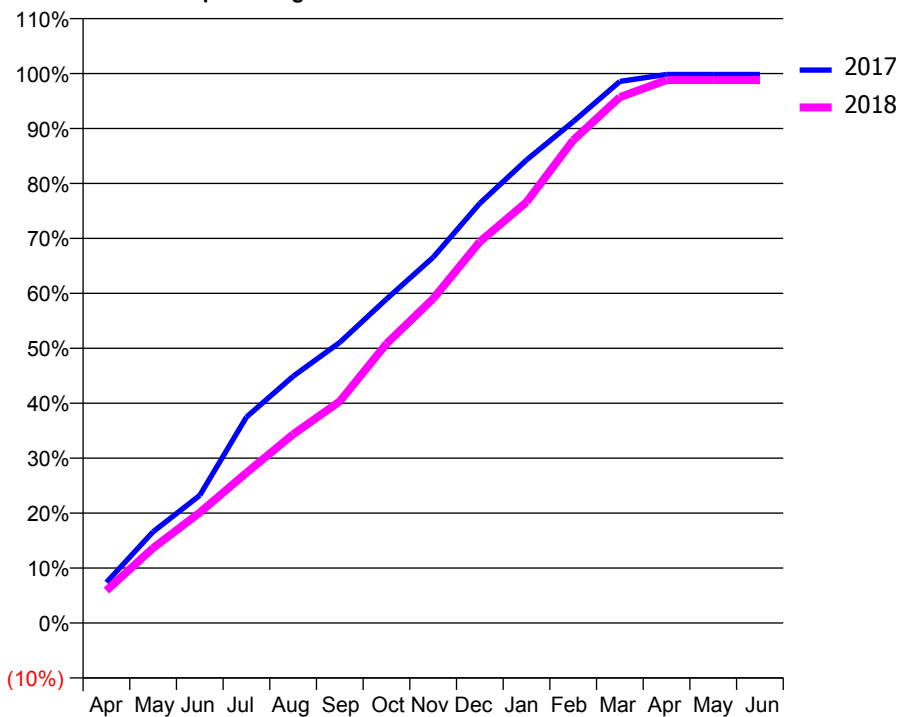
ACCESS*

Patients seen in 24 months	Total	Change since previous quarter
Quarter ending March 2017	1,045	
Quarter ending June 2017	1,121	↑
Quarter ending September 2017	1,154	↑
Quarter ending December 2017	1,200	↑
Quarter ending March 2018	1,203	→
Variance since March 2017	15.1%	↑



ACTIVITY

Cumulative percentage of contracted UDA delivered 2017 & 2018



Month	Adjusted Scheduled Activity (UDA)	
	2017	2018
April	248	198
May	557	458
June	779	674
July	1,257	917
August	1,506	1,152
September	1,713	1,353
October	1,977	1,705
November	2,232	1,980
December	2,562	2,327
January	2,826	2,569
February	3,060	2,947
March	3,306	3,210
April	3,348	3,314
May	3,348	3,314
June	3,348	3,314

QUALITY

	Quantity	Base Number	Contract	AT	Region	England
% of FP17s for the same patient ID Re-attending within 3 months - Children	0	77	0.0%	11.7%	11.5%	11.9%
% of FP17s for the same patient ID Re-attending within 3 months - Adults	3	1,019	0.3%	16.6%	15.9%	16.0%
% of FP17s for the same patient ID Re-attending between 3 & 9 months - Children	0	77	0.0%	55.4%	60.6%	58.3%
% of FP17s for the same patient ID Re-attending between 3 & 9 months - Adults	2	1,019	0.2%	48.4%	51.6%	50.3%
% of FP17s for Band 1 Urgent Courses	0	1,118	0.0%	10.5%	9.5%	9.1%
% of FP17s Relating to Free Repair or Replacements	0	1,118	0.0%	0.6%	0.7%	0.8%
% of FP17s Relating to Continuations	0	1,118	0.0%	0.8%	1.0%	1.0%
% of Patients satisfied with the dentistry they have received	0	0	N/A	91.2%	92.0%	91.5%
% of Patients satisfied with the time they had to wait for an appointment	0	0	N/A	87.2%	88.1%	87.9%

* This is based on patients treated on this contract for their most recent course of treatment. Figures in italics indicate the base number of FP17s or Patient Questionnaire responses are less than 100. N/A is shown where the base number of responses is less than 10 during the period. % is calculated as Quantity/Base number*100

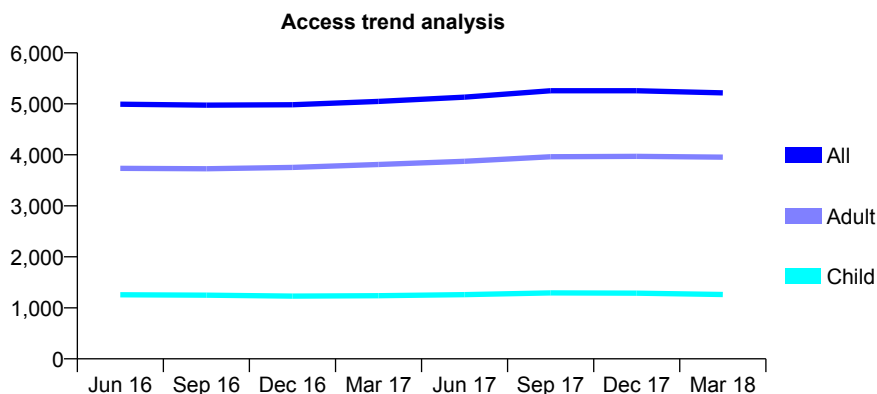
Q67 - Vital Signs At a Glance Contract Report for 915351/0005 - Year end March 2018

Name or company name	Wigmore Dental Practice
Contract type name	GDS Contract
Purpose of contract	General
Contract start date	01/04/2012
Contract end date	

17/18 Contracted general activity (UDA)	15,298
Carry forward general activity (UDA)	199
17/18 Contracted orthodontic activity (UOA)	0
Carry forward orthodontic activity (UOA)	0
Baseline contract value	£382,463.42

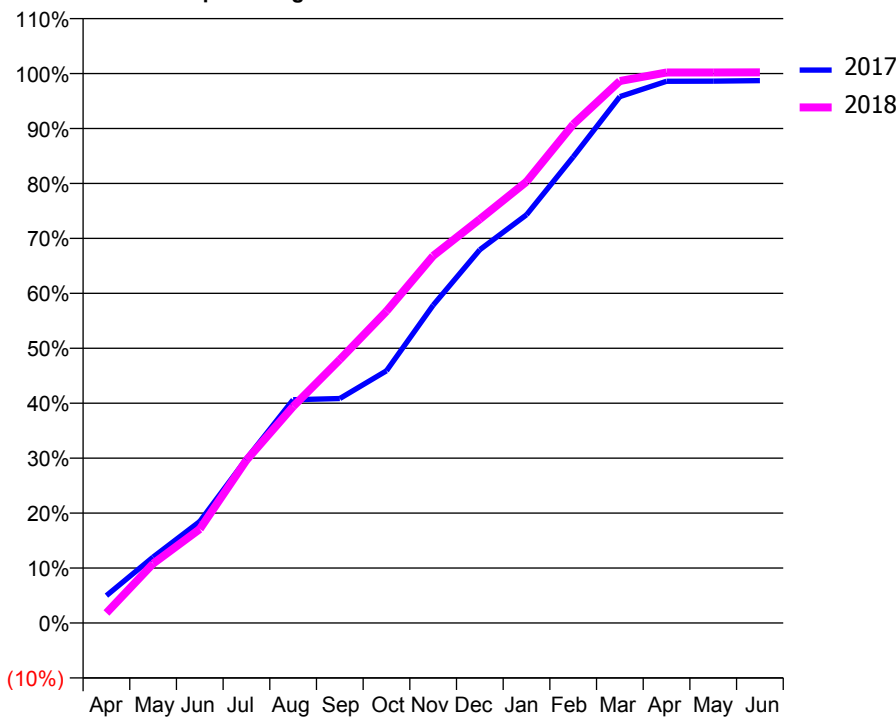
ACCESS*

Patients seen in 24 months	Total	Change since previous quarter
Quarter ending March 2017	5,048	
Quarter ending June 2017	5,132	→
Quarter ending September 2017	5,255	↑
Quarter ending December 2017	5,257	→
Quarter ending March 2018	5,214	→
Variance since March 2017	3.3%	↑



ACTIVITY

Cumulative percentage of contracted UDA delivered 2017 & 2018



Month	Adjusted Scheduled Activity (UDA)	
	2017	2018
April	763	282
May	1,835	1,653
June	2,826	2,617
July	4,572	4,533
August	6,218	6,028
September	6,249	7,335
October	7,022	8,682
November	8,847	10,222
December	10,392	11,244
January	11,365	12,285
February	12,978	13,883
March	14,656	15,090
April	15,082	15,326
May	15,087	15,327
June	15,099	15,330

QUALITY

	Quantity	Base Number	Contract	AT	Region	England
% of FP17s for the same patient ID Re-attending within 3 months - Children	118	2,008	5.9%	11.7%	11.5%	11.9%
% of FP17s for the same patient ID Re-attending within 3 months - Adults	631	5,859	10.8%	16.6%	15.9%	16.0%
% of FP17s for the same patient ID Re-attending between 3 & 9 months - Children	1,231	2,008	61.3%	55.4%	60.6%	58.3%
% of FP17s for the same patient ID Re-attending between 3 & 9 months - Adults	3,506	5,859	59.8%	48.4%	51.6%	50.3%
% of FP17s for Band 1 Urgent Courses	618	7,798	7.9%	10.5%	9.5%	9.1%
% of FP17s Relating to Free Repair or Replacements	7	7,798	0.1%	0.6%	0.7%	0.8%
% of FP17s Relating to Continuations	27	7,798	0.3%	0.8%	1.0%	1.0%
% of Patients satisfied with the dentistry they have received	5	6	N/A	91.2%	92.0%	91.5%
% of Patients satisfied with the time they had to wait for an appointment	5	6	N/A	87.2%	88.1%	87.9%

* This is based on patients treated on this contract for their most recent course of treatment. Figures in italics indicate the base number of FP17s or Patient Questionnaire responses are less than 100. N/A is shown where the base number of responses is less than 10 during the period. % is calculated as Quantity/Base number*100

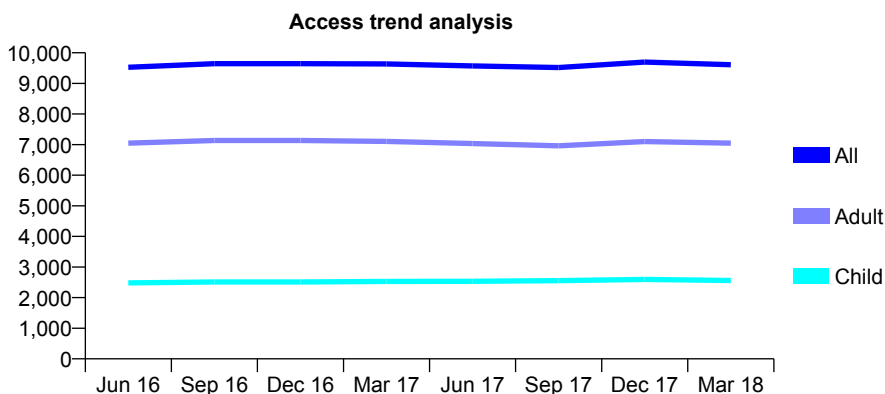
Q67 - Vital Signs At a Glance Contract Report for 915351/0006 - Year end March 2018

Name or company name	Dental Healthcare Practice
Contract type name	GDS Contract
Purpose of contract	General
Contract start date	01/04/2012
Contract end date	

17/18 Contracted general activity (UDA)	31,442
Carry forward general activity (UDA)	0
17/18 Contracted orthodontic activity (UOA)	0
Carry forward orthodontic activity (UOA)	0
Baseline contract value	£911,931.46

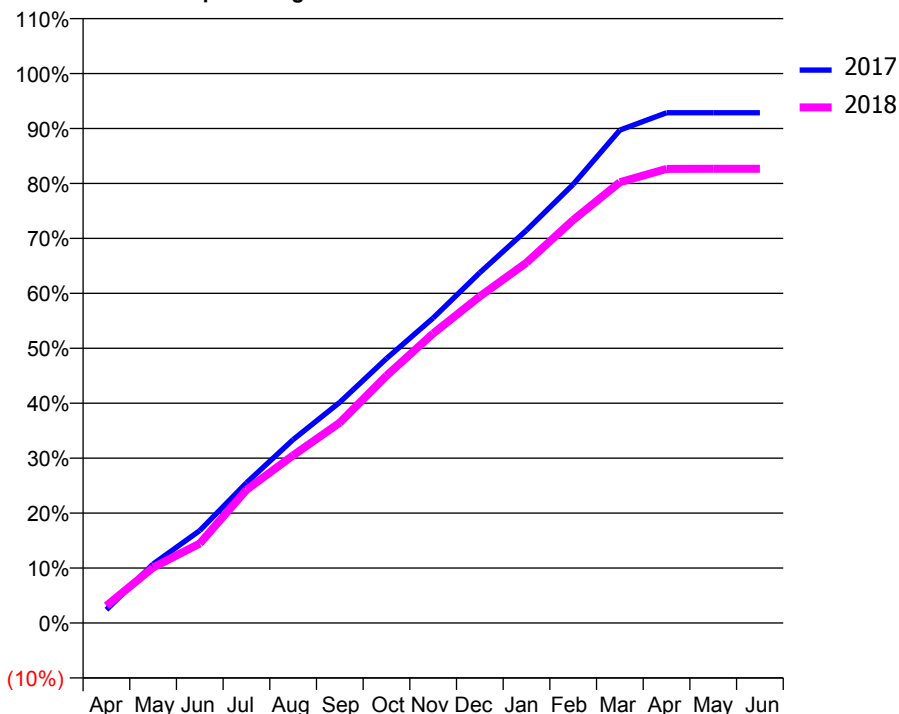
ACCESS*

Patients seen in 24 months	Total	Change since previous quarter
Quarter ending March 2017	9,634	
Quarter ending June 2017	9,569	→
Quarter ending September 2017	9,519	→
Quarter ending December 2017	9,696	→
Quarter ending March 2018	9,610	→
Variance since March 2017	(0.2%)	→



ACTIVITY

Cumulative percentage of contracted UDA delivered 2017 & 2018



Month	Adjusted Scheduled Activity (UDA)	
	2017	2018
April	756	991
May	3,375	3,174
June	5,292	4,551
July	8,022	7,618
August	10,494	9,592
September	12,634	11,466
October	15,134	14,152
November	17,457	16,571
December	20,049	18,688
January	22,475	20,622
February	25,099	23,065
March	28,203	25,218
April	29,194	25,980
May	29,197	25,993
June	29,197	25,993

QUALITY

	Quantity	Base Number	Contract	AT	Region	England
% of FP17s for the same patient ID Re-attending within 3 months - Children	217	2,645	8.2%	11.7%	11.5%	11.9%
% of FP17s for the same patient ID Re-attending within 3 months - Adults	910	7,315	12.4%	16.6%	15.9%	16.0%
% of FP17s for the same patient ID Re-attending between 3 & 9 months - Children	969	2,645	36.6%	55.4%	60.6%	58.3%
% of FP17s for the same patient ID Re-attending between 3 & 9 months - Adults	2,934	7,315	40.1%	48.4%	51.6%	50.3%
% of FP17s for Band 1 Urgent Courses	994	9,886	10.1%	10.5%	9.5%	9.1%
% of FP17s Relating to Free Repair or Replacements	42	9,886	0.4%	0.6%	0.7%	0.8%
% of FP17s Relating to Continuations	180	9,886	1.8%	0.8%	1.0%	1.0%
% of Patients satisfied with the dentistry they have received	8	8	N/A	91.2%	92.0%	91.5%
% of Patients satisfied with the time they had to wait for an appointment	7	8	N/A	87.2%	88.1%	87.9%

* This is based on patients treated on this contract for their most recent course of treatment. Figures in italics indicate the base number of FP17s or Patient Questionnaire responses are less than 100. N/A is shown where the base number of responses is less than 10 during the period. % is calculated as Quantity/Base number*100

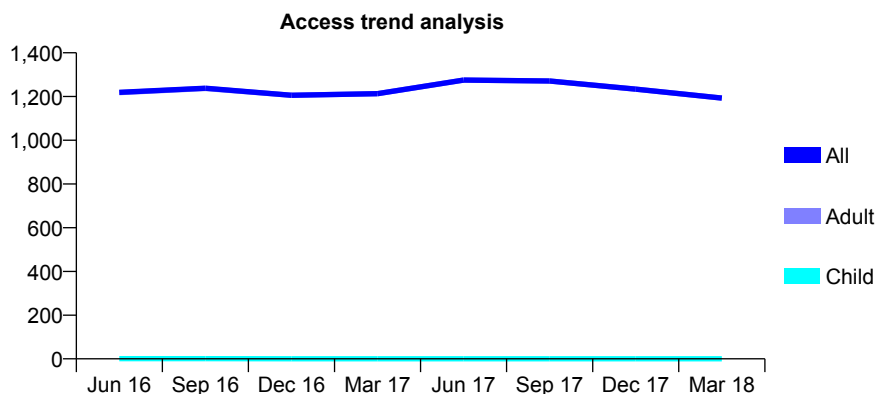
Q67 - Vital Signs At a Glance Contract Report for 921351/0001 - Year end March 2018

Name or company name	MR PK CHOPRA
Contract type name	GDS Contract
Purpose of contract	General
Contract start date	01/04/2006
Contract end date	

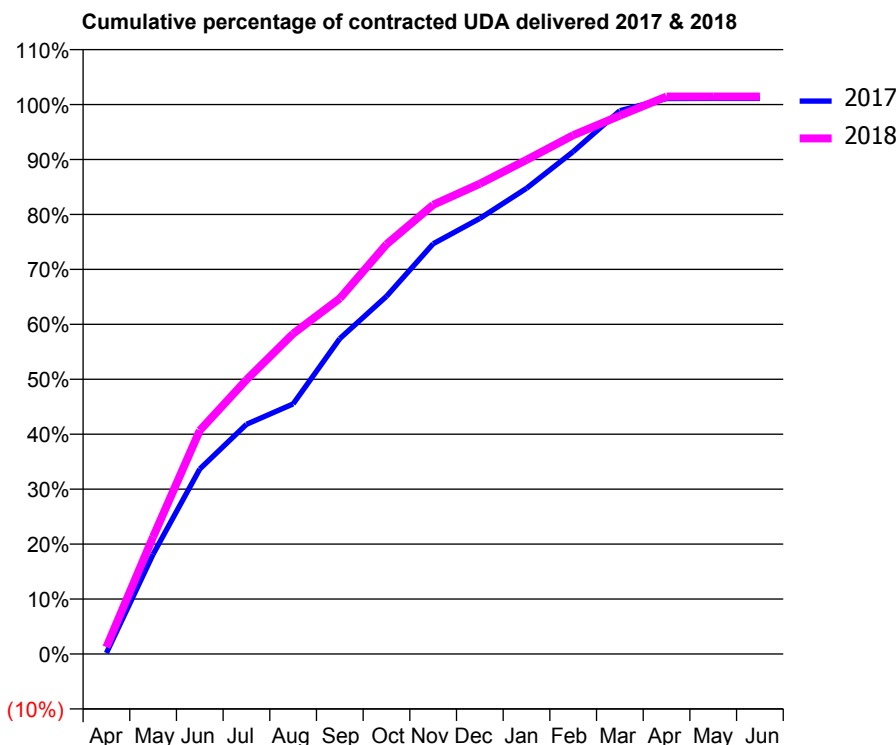
17/18 Contracted general activity (UDA)	3,981
Carry forward general activity (UDA)	-50
17/18 Contracted orthodontic activity (UOA)	0
Carry forward orthodontic activity (UOA)	0
Baseline contract value	£113,255.81

ACCESS*

Patients seen in 24 months	Total	Change since previous quarter
Quarter ending March 2017	1,213	
Quarter ending June 2017	1,275	↑
Quarter ending September 2017	1,271	→
Quarter ending December 2017	1,234	↓
Quarter ending March 2018	1,193	↓
Variance since March 2017	(1.6%)	↓



ACTIVITY



Month	Adjusted Scheduled Activity (UDA)	
	2017	2018
April	8	50
May	823	849
June	1,525	1,620
July	1,894	1,987
August	2,062	2,321
September	2,601	2,576
October	2,949	2,968
November	3,383	3,254
December	3,592	3,407
January	3,840	3,580
February	4,142	3,759
March	4,480	3,901
April	4,580	4,039
May	4,581	4,039
June	4,581	4,039

QUALITY

	Quantity	Base Number	Contract	AT	Region	England
% of FP17s for the same patient ID Re-attending within 3 months - Children	0	0	N/A	11.7%	11.5%	11.9%
% of FP17s for the same patient ID Re-attending within 3 months - Adults	85	1,021	8.3%	16.6%	15.9%	16.0%
% of FP17s for the same patient ID Re-attending between 3 & 9 months - Children	0	0	N/A	55.4%	60.6%	58.3%
% of FP17s for the same patient ID Re-attending between 3 & 9 months - Adults	84	1,021	8.2%	48.4%	51.6%	50.3%
% of FP17s for Band 1 Urgent Courses	415	1,006	41.3%	10.5%	9.5%	9.1%
% of FP17s Relating to Free Repair or Replacements	1	1,006	0.1%	0.6%	0.7%	0.8%
% of FP17s Relating to Continuations	0	1,006	0.0%	0.8%	1.0%	1.0%
% of Patients satisfied with the dentistry they have received	5	8	N/A	91.2%	92.0%	91.5%
% of Patients satisfied with the time they had to wait for an appointment	4	8	N/A	87.2%	88.1%	87.9%

* This is based on patients treated on this contract for their most recent course of treatment. Figures in italics indicate the base number of FP17s or Patient Questionnaire responses are less than 100. N/A is shown where the base number of responses is less than 10 during the period. % is calculated as Quantity/Base number*100

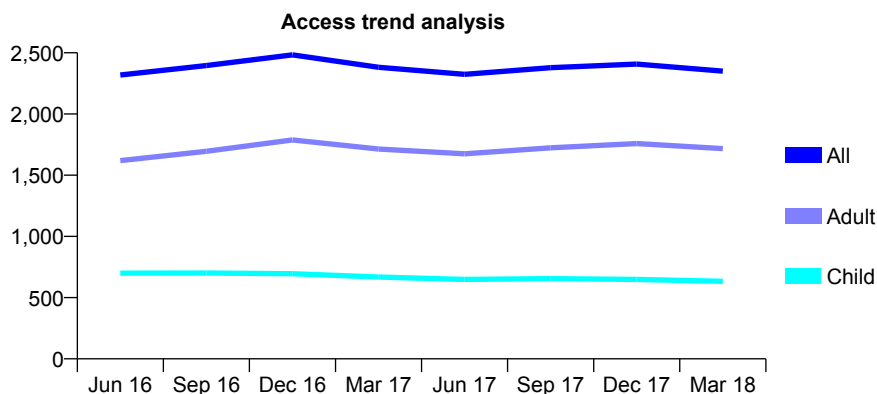
Q67 - Vital Signs At a Glance Contract Report for 921351/0002 - Year end March 2018

Name or company name	MR PK CHOPRA
Contract type name	GDS Contract
Purpose of contract	General
Contract start date	01/04/2006
Contract end date	

17/18 Contracted general activity (UDA)	5,422
Carry forward general activity (UDA)	-79
17/18 Contracted orthodontic activity (UOA)	0
Carry forward orthodontic activity (UOA)	0
Baseline contract value	£134,081.35

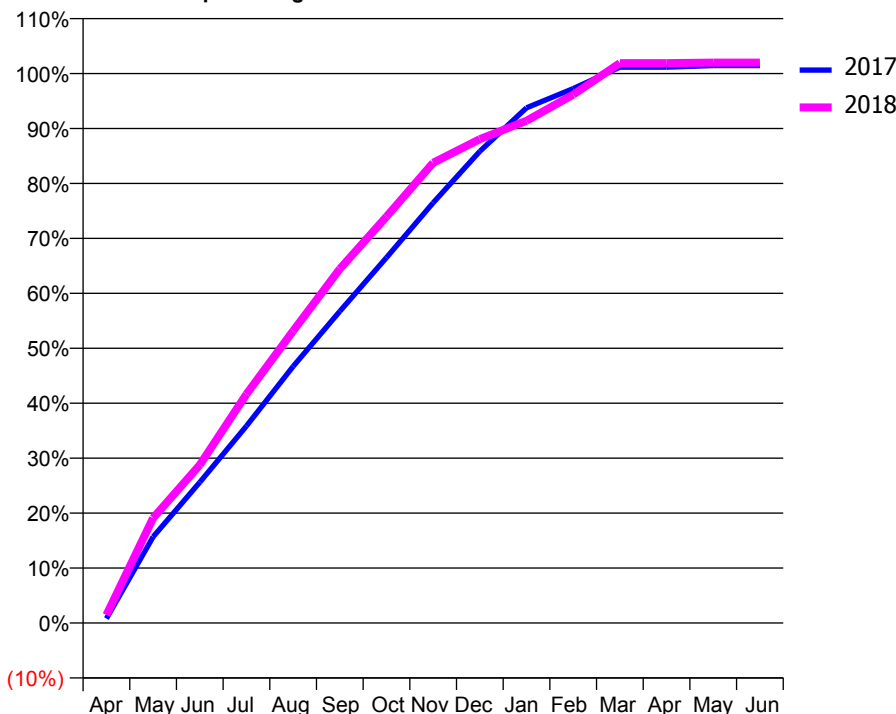
ACCESS*

Patients seen in 24 months	Total	Change since previous quarter
Quarter ending March 2017	2,382	
Quarter ending June 2017	2,324	↓
Quarter ending September 2017	2,379	↑
Quarter ending December 2017	2,408	→
Quarter ending March 2018	2,350	↓
Variance since March 2017	(1.3%)	↓



ACTIVITY

Cumulative percentage of contracted UDA delivered 2017 & 2018



Month	Adjusted Scheduled Activity (UDA)	
	2017	2018
April	44	79
May	851	1,036
June	1,389	1,560
July	1,943	2,259
August	2,533	2,882
September	3,076	3,494
October	3,606	4,009
November	4,146	4,542
December	4,654	4,774
January	5,084	4,956
February	5,273	5,214
March	5,485	5,525
April	5,485	5,525
May	5,501	5,529
June	5,501	5,529

QUALITY

	Quantity	Base Number	Contract	AT	Region	England
% of FP17s for the same patient ID Re-attending within 3 months - Children	60	943	6.4%	11.7%	11.5%	11.9%
% of FP17s for the same patient ID Re-attending within 3 months - Adults	236	2,188	10.8%	16.6%	15.9%	16.0%
% of FP17s for the same patient ID Re-attending between 3 & 9 months - Children	507	943	53.8%	55.4%	60.6%	58.3%
% of FP17s for the same patient ID Re-attending between 3 & 9 months - Adults	964	2,188	44.1%	48.4%	51.6%	50.3%
% of FP17s for Band 1 Urgent Courses	335	3,133	10.7%	10.5%	9.5%	9.1%
% of FP17s Relating to Free Repair or Replacements	11	3,133	0.4%	0.6%	0.7%	0.8%
% of FP17s Relating to Continuations	13	3,133	0.4%	0.8%	1.0%	1.0%
% of Patients satisfied with the dentistry they have received	4	4	N/A	91.2%	92.0%	91.5%
% of Patients satisfied with the time they had to wait for an appointment	3	4	N/A	87.2%	88.1%	87.9%

* This is based on patients treated on this contract for their most recent course of treatment. Figures in italics indicate the base number of FP17s or Patient Questionnaire responses are less than 100. N/A is shown where the base number of responses is less than 10 during the period. % is calculated as Quantity/Base number*100

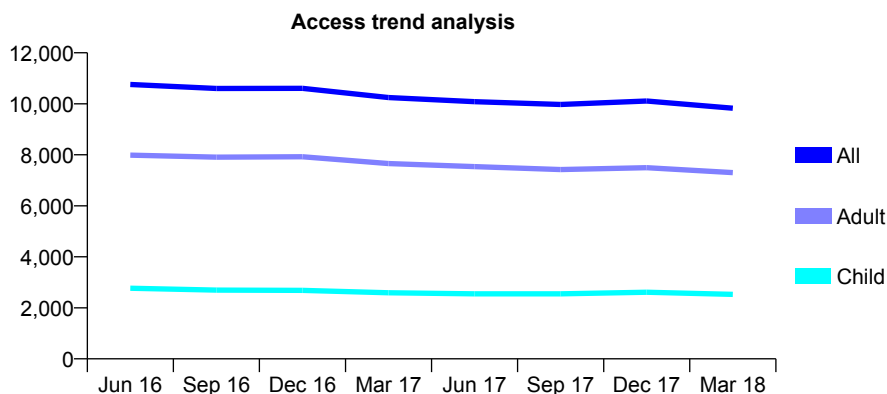
Q67 - Vital Signs At a Glance Contract Report for 921351/0003 - Year end March 2018

Name or company name	MR PK CHOPRA
Contract type name	GDS Contract
Purpose of contract	General
Contract start date	01/04/2006
Contract end date	

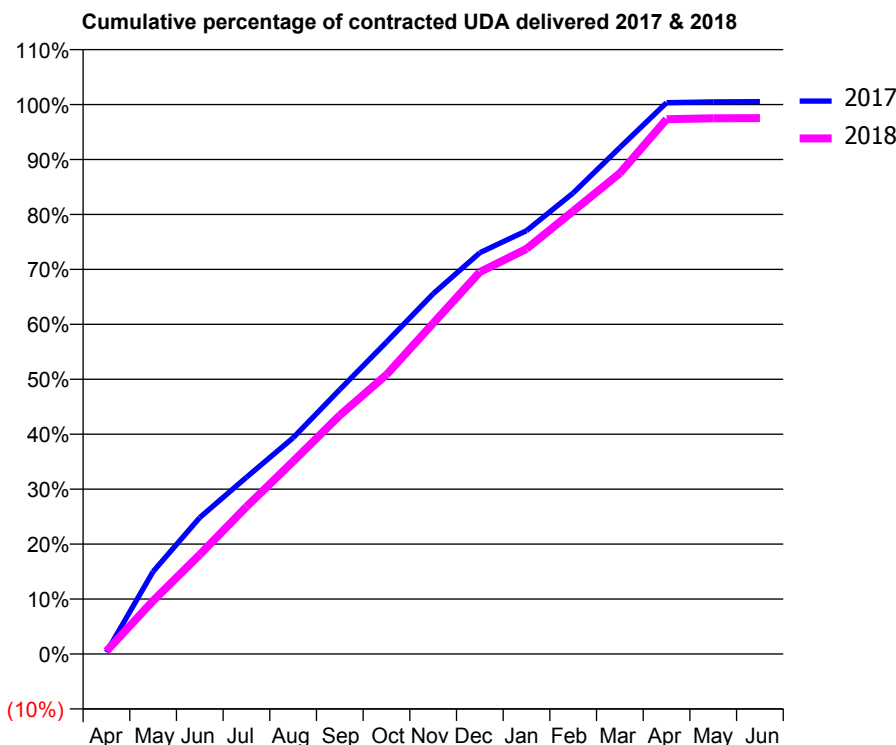
17/18 Contracted general activity (UDA)	25,324
Carry forward general activity (UDA)	-135
17/18 Contracted orthodontic activity (UOA)	0
Carry forward orthodontic activity (UOA)	0
Baseline contract value	£698,694.82

ACCESS*

Patients seen in 24 months	Total	Change since previous quarter
Quarter ending March 2017	10,247	
Quarter ending June 2017	10,084	↓
Quarter ending September 2017	9,972	↓
Quarter ending December 2017	10,110	→
Quarter ending March 2018	9,829	↓
Variance since March 2017	(4.1%)	↓



ACTIVITY



Month	Adjusted Scheduled Activity (UDA)	
	2017	2018
April	82	135
May	3,803	2,453
June	6,287	4,581
July	8,144	6,787
August	9,965	8,878
September	12,190	11,004
October	14,377	12,872
November	16,600	15,242
December	18,494	17,605
January	19,511	18,674
February	21,245	20,414
March	23,340	22,157
April	25,406	24,644
May	25,445	24,689
June	25,458	24,698

QUALITY

	Quantity	Base Number	Contract	AT	Region	England
% of FP17s for the same patient ID Re-attending within 3 months - Children	201	3,292	6.1%	11.7%	11.5%	11.9%
% of FP17s for the same patient ID Re-attending within 3 months - Adults	1,168	9,774	12.0%	16.6%	15.9%	16.0%
% of FP17s for the same patient ID Re-attending between 3 & 9 months - Children	1,525	3,292	46.3%	55.4%	60.6%	58.3%
% of FP17s for the same patient ID Re-attending between 3 & 9 months - Adults	4,472	9,774	45.8%	48.4%	51.6%	50.3%
% of FP17s for Band 1 Urgent Courses	1,347	12,436	10.8%	10.5%	9.5%	9.1%
% of FP17s Relating to Free Repair or Replacements	39	12,436	0.3%	0.6%	0.7%	0.8%
% of FP17s Relating to Continuations	24	12,436	0.2%	0.8%	1.0%	1.0%
% of Patients satisfied with the dentistry they have received	15	16	93.8%	91.2%	92.0%	91.5%
% of Patients satisfied with the time they had to wait for an appointment	12	16	75.0%	87.2%	88.1%	87.9%

* This is based on patients treated on this contract for their most recent course of treatment. Figures in italics indicate the base number of FP17s or Patient Questionnaire responses are less than 100. N/A is shown where the base number of responses is less than 10 during the period. % is calculated as Quantity/Base number*100

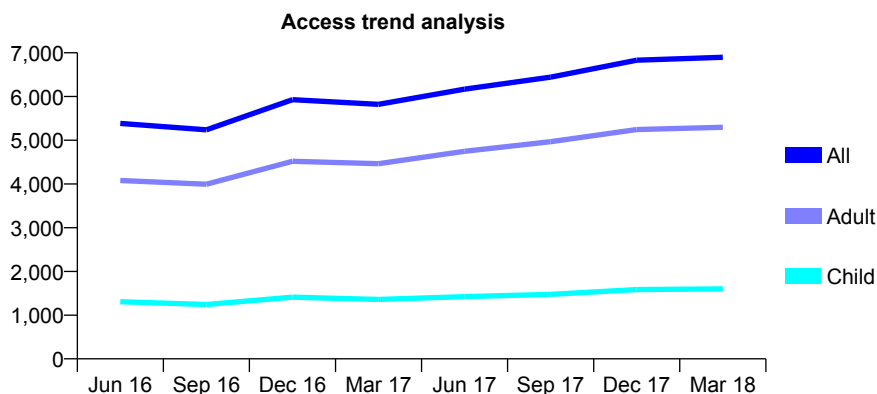
Q67 - Vital Signs At a Glance Contract Report for 921351/0013 - Year end March 2018

Name or company name	MR PK CHOPRA
Contract type name	GDS Contract
Purpose of contract	General
Contract start date	01/04/2009
Contract end date	

17/18 Contracted general activity (UDA)	18,000
Carry forward general activity (UDA)	125
17/18 Contracted orthodontic activity (UOA)	0
Carry forward orthodontic activity (UOA)	0
Baseline contract value	£349,994.89

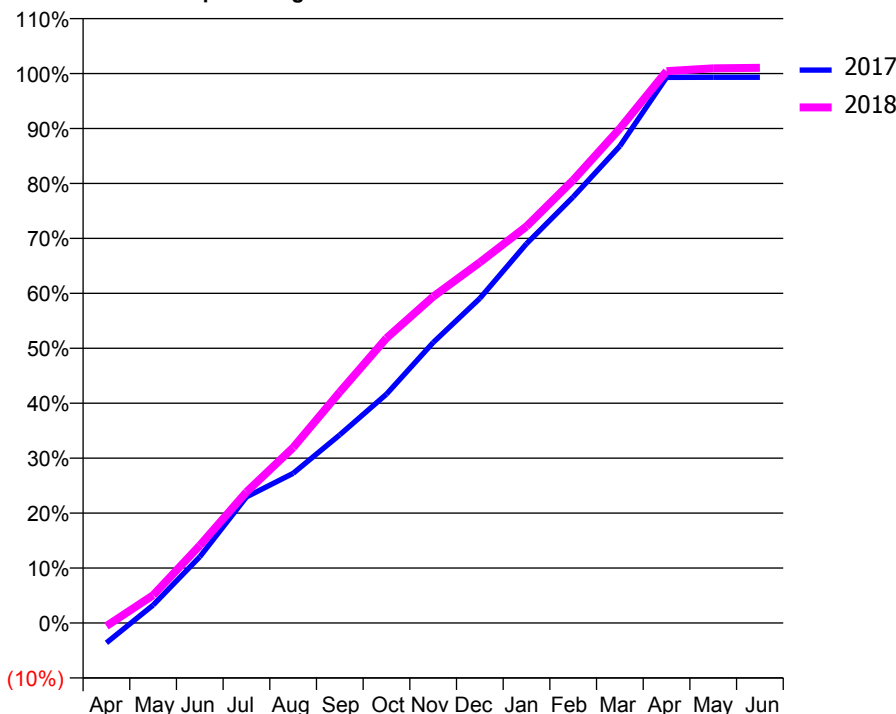
ACCESS*

Patients seen in 24 months	Total	Change since previous quarter
Quarter ending March 2017	5,821	
Quarter ending June 2017	6,170	↑
Quarter ending September 2017	6,442	↑
Quarter ending December 2017	6,830	↑
Quarter ending March 2018	6,897	→
Variance since March 2017	18.5%	↑



ACTIVITY

Cumulative percentage of contracted UDA delivered 2017 & 2018



Month	Adjusted Scheduled Activity (UDA)	
	2017	2018
April	-655	-105
May	586	909
June	2,170	2,539
July	4,129	4,291
August	4,901	5,747
September	6,167	7,568
October	7,496	9,333
November	9,187	10,691
December	10,634	11,814
January	12,424	12,993
February	13,959	14,507
March	15,623	16,200
April	17,870	18,077
May	17,877	18,171
June	17,874	18,186

QUALITY

	Quantity	Base Number	Contract	AT	Region	England
% of FP17s for the same patient ID Re-attending within 3 months - Children	113	1,871	6.0%	11.7%	11.5%	11.9%
% of FP17s for the same patient ID Re-attending within 3 months - Adults	876	6,523	13.4%	16.6%	15.9%	16.0%
% of FP17s for the same patient ID Re-attending between 3 & 9 months - Children	731	1,871	39.1%	55.4%	60.6%	58.3%
% of FP17s for the same patient ID Re-attending between 3 & 9 months - Adults	2,418	6,523	37.1%	48.4%	51.6%	50.3%
% of FP17s for Band 1 Urgent Courses	1,445	8,293	17.4%	10.5%	9.5%	9.1%
% of FP17s Relating to Free Repair or Replacements	43	8,293	0.5%	0.6%	0.7%	0.8%
% of FP17s Relating to Continuations	14	8,293	0.2%	0.8%	1.0%	1.0%
% of Patients satisfied with the dentistry they have received	4	4	N/A	91.2%	92.0%	91.5%
% of Patients satisfied with the time they had to wait for an appointment	4	4	N/A	87.2%	88.1%	87.9%

* This is based on patients treated on this contract for their most recent course of treatment. Figures in italics indicate the base number of FP17s or Patient Questionnaire responses are less than 100. N/A is shown where the base number of responses is less than 10 during the period. % is calculated as Quantity/Base number*100

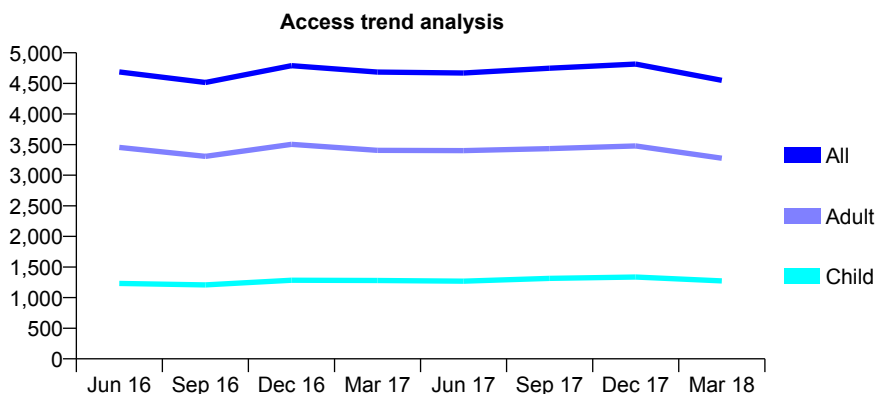
Q67 - Vital Signs At a Glance Contract Report for 921351/0014 - Year end March 2018

Name or company name	MR PK CHOPRA
Contract type name	GDS Contract
Purpose of contract	General
Contract start date	01/04/2009
Contract end date	

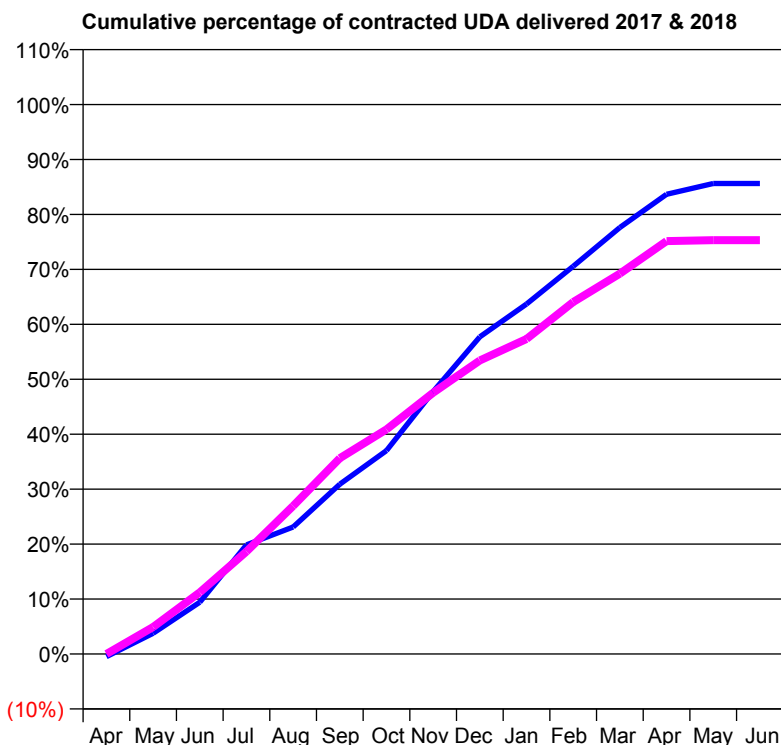
17/18 Contracted general activity (UDA)	15,000
Carry forward general activity (UDA)	0
17/18 Contracted orthodontic activity (UOA)	0
Carry forward orthodontic activity (UOA)	0
Baseline contract value	£292,079.81

ACCESS*

Patients seen in 24 months	Total	Change since previous quarter
Quarter ending March 2017	4,686	
Quarter ending June 2017	4,670	→
Quarter ending September 2017	4,749	→
Quarter ending December 2017	4,816	→
Quarter ending March 2018	4,551	↓
Variance since March 2017	(2.9%)	↓



ACTIVITY



Month	Adjusted Scheduled Activity (UDA)	
	2017	2018
April	-74	0
May	567	738
June	1,413	1,682
July	2,981	2,796
August	3,465	4,044
September	4,634	5,346
October	5,553	6,132
November	7,165	7,133
December	8,658	8,012
January	9,553	8,600
February	10,583	9,607
March	11,641	10,381
April	12,550	11,270
May	12,845	11,297
June	12,845	11,297

QUALITY

	Quantity	Base Number	Contract	AT	Region	England
% of FP17s for the same patient ID Re-attending within 3 months - Children	63	1,389	4.5%	11.7%	11.5%	11.9%
% of FP17s for the same patient ID Re-attending within 3 months - Adults	446	3,958	11.3%	16.6%	15.9%	16.0%
% of FP17s for the same patient ID Re-attending between 3 & 9 months - Children	589	1,389	42.4%	55.4%	60.6%	58.3%
% of FP17s for the same patient ID Re-attending between 3 & 9 months - Adults	1,635	3,958	41.3%	48.4%	51.6%	50.3%
% of FP17s for Band 1 Urgent Courses	891	5,191	17.2%	10.5%	9.5%	9.1%
% of FP17s Relating to Free Repair or Replacements	13	5,191	0.3%	0.6%	0.7%	0.8%
% of FP17s Relating to Continuations	5	5,191	0.1%	0.8%	1.0%	1.0%
% of Patients satisfied with the dentistry they have received	7	7	N/A	91.2%	92.0%	91.5%
% of Patients satisfied with the time they had to wait for an appointment	7	7	N/A	87.2%	88.1%	87.9%

* This is based on patients treated on this contract for their most recent course of treatment. Figures in italics indicate the base number of FP17s or Patient Questionnaire responses are less than 100. N/A is shown where the base number of responses is less than 10 during the period. % is calculated as Quantity/Base number*100

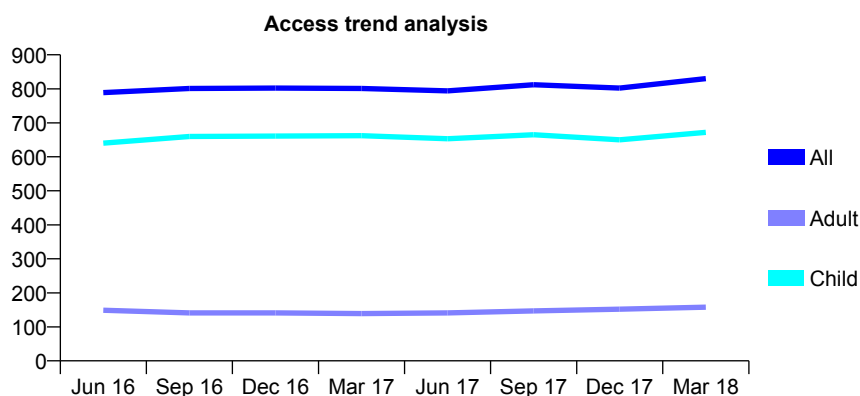
Q67 - Vital Signs At a Glance Contract Report for 921882/0001 - Year end March 2018

Name or company name	MR PM NEWMAN
Contract type name	GDS Contract
Purpose of contract	General
Contract start date	01/04/2006
Contract end date	

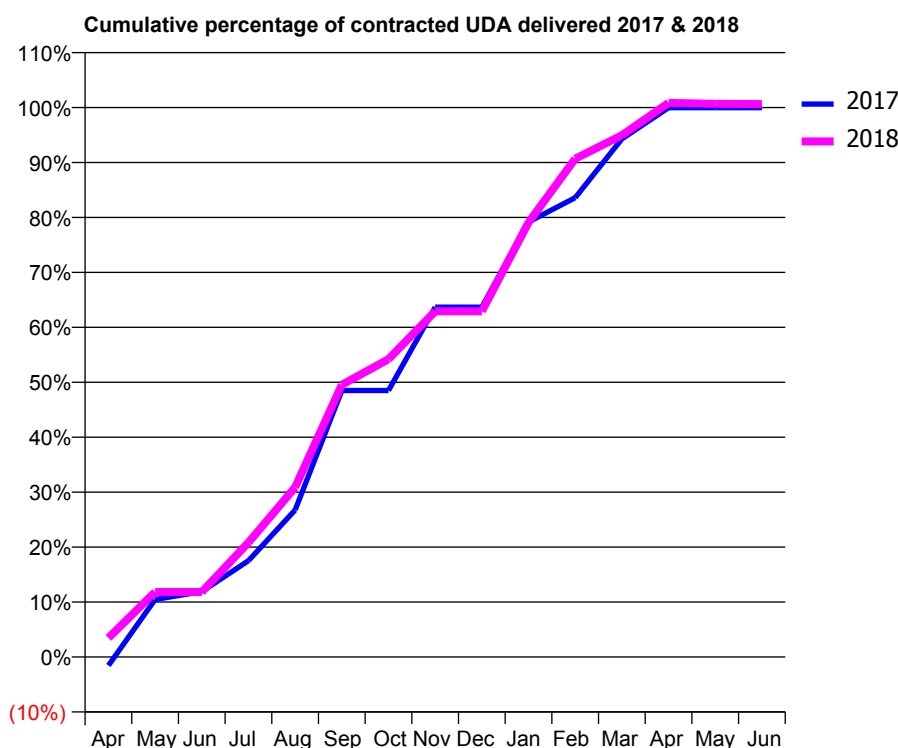
17/18 Contracted general activity (UDA)	1,786
Carry forward general activity (UDA)	0
17/18 Contracted orthodontic activity (UOA)	0
Carry forward orthodontic activity (UOA)	0
Baseline contract value	£44,166.23

ACCESS*

Patients seen in 24 months	Total	Change since previous quarter
Quarter ending March 2017	801	
Quarter ending June 2017	794	→
Quarter ending September 2017	812	↑
Quarter ending December 2017	802	↓
Quarter ending March 2018	830	↑
Variance since March 2017	3.6%	↑



ACTIVITY



Month	Adjusted Scheduled Activity (UDA)	
	2017	2018
April	-28	62
May	187	211
June	213	211
July	313	372
August	478	551
September	866	885
October	866	968
November	1,137	1,124
December	1,137	1,124
January	1,414	1,412
February	1,493	1,620
March	1,684	1,696
April	1,785	1,801
May	1,785	1,798
June	1,785	1,797

QUALITY

	Quantity	Base Number	Contract	AT	Region	England
% of FP17s for the same patient ID Re-attending within 3 months - Children	137	1,298	10.6%	11.7%	11.5%	11.9%
% of FP17s for the same patient ID Re-attending within 3 months - Adults	11	123	8.9%	16.6%	15.9%	16.0%
% of FP17s for the same patient ID Re-attending between 3 & 9 months - Children	900	1,298	69.3%	55.4%	60.6%	58.3%
% of FP17s for the same patient ID Re-attending between 3 & 9 months - Adults	78	123	63.4%	48.4%	51.6%	50.3%
% of FP17s for Band 1 Urgent Courses	33	1,421	2.3%	10.5%	9.5%	9.1%
% of FP17s Relating to Free Repair or Replacements	0	1,421	0.0%	0.6%	0.7%	0.8%
% of FP17s Relating to Continuations	0	1,421	0.0%	0.8%	1.0%	1.0%
% of Patients satisfied with the dentistry they have received	1	1	N/A	91.2%	92.0%	91.5%
% of Patients satisfied with the time they had to wait for an appointment	1	1	N/A	87.2%	88.1%	87.9%

* This is based on patients treated on this contract for their most recent course of treatment. Figures in italics indicate the base number of FP17s or Patient Questionnaire responses are less than 100. N/A is shown where the base number of responses is less than 10 during the period. % is calculated as Quantity/Base number*100

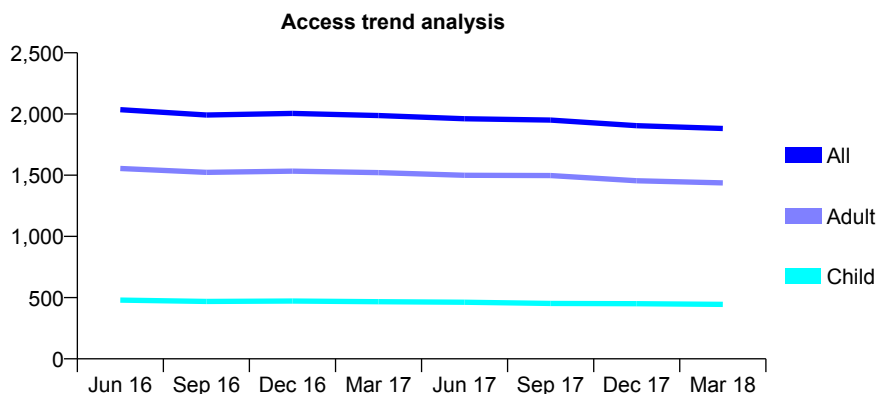
Q67 - Vital Signs At a Glance Contract Report for 923109/0001 - Year end March 2018

Name or company name	MR MS TAWANA
Contract type name	GDS Contract
Purpose of contract	General
Contract start date	01/04/2006
Contract end date	

17/18 Contracted general activity (UDA)	5,900
Carry forward general activity (UDA)	9
17/18 Contracted orthodontic activity (UOA)	0
Carry forward orthodontic activity (UOA)	0
Baseline contract value	£156,101.73

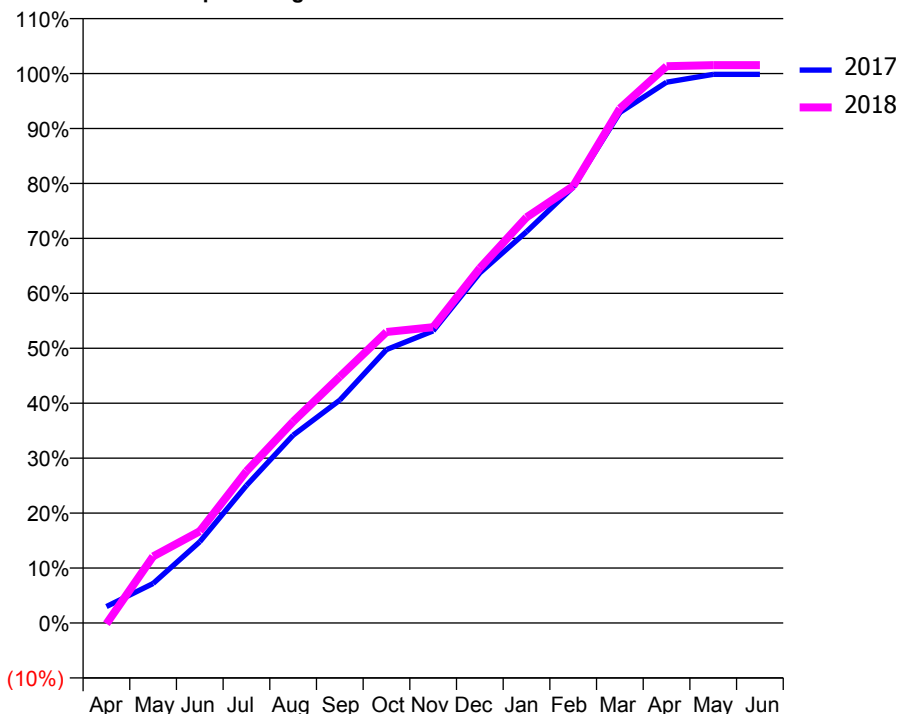
ACCESS*

Patients seen in 24 months	Total	Change since previous quarter
Quarter ending March 2017	1,988	
Quarter ending June 2017	1,961	↓
Quarter ending September 2017	1,950	→
Quarter ending December 2017	1,905	↓
Quarter ending March 2018	1,882	↓
Variance since March 2017	(5.3%)	↓



ACTIVITY

Cumulative percentage of contracted UDA delivered 2017 & 2018



Month	Adjusted Scheduled Activity (UDA)	
	2017	2018
April	176	-9
May	424	715
June	873	985
July	1,477	1,630
August	2,017	2,163
September	2,394	2,645
October	2,936	3,125
November	3,136	3,176
December	3,759	3,811
January	4,201	4,357
February	4,679	4,691
March	5,481	5,524
April	5,806	5,978
May	5,891	5,989
June	5,891	5,989

QUALITY

	Quantity	Base Number	Contract	AT	Region	England
% of FP17s for the same patient ID Re-attending within 3 months - Children	6	531	1.1%	11.7%	11.5%	11.9%
% of FP17s for the same patient ID Re-attending within 3 months - Adults	111	1,693	6.6%	16.6%	15.9%	16.0%
% of FP17s for the same patient ID Re-attending between 3 & 9 months - Children	183	531	34.5%	55.4%	60.6%	58.3%
% of FP17s for the same patient ID Re-attending between 3 & 9 months - Adults	726	1,693	42.9%	48.4%	51.6%	50.3%
% of FP17s for Band 1 Urgent Courses	142	2,236	6.4%	10.5%	9.5%	9.1%
% of FP17s Relating to Free Repair or Replacements	2	2,236	0.1%	0.6%	0.7%	0.8%
% of FP17s Relating to Continuations	14	2,236	0.6%	0.8%	1.0%	1.0%
% of Patients satisfied with the dentistry they have received	12	12	100.0%	91.2%	92.0%	91.5%
% of Patients satisfied with the time they had to wait for an appointment	12	12	100.0%	87.2%	88.1%	87.9%

* This is based on patients treated on this contract for their most recent course of treatment. Figures in italics indicate the base number of FP17s or Patient Questionnaire responses are less than 100. N/A is shown where the base number of responses is less than 10 during the period. % is calculated as Quantity/Base number*100

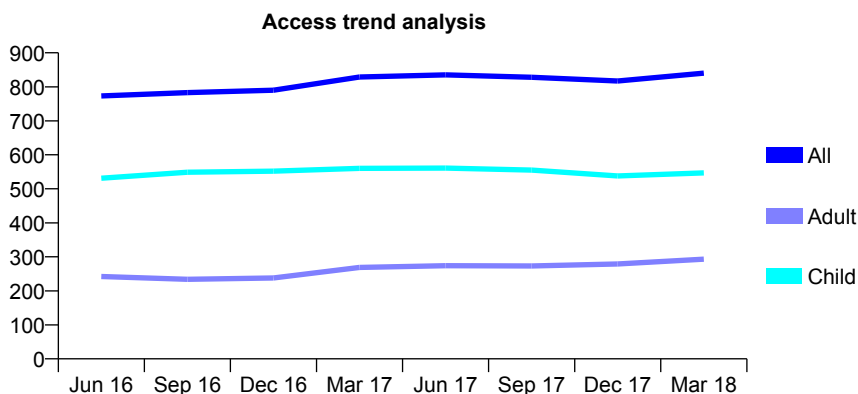
Q67 - Vital Signs At a Glance Contract Report for 925780/0001 - Year end March 2018

Name or company name	MRS R PATEL
Contract type name	GDS Contract
Purpose of contract	General
Contract start date	01/04/2006
Contract end date	

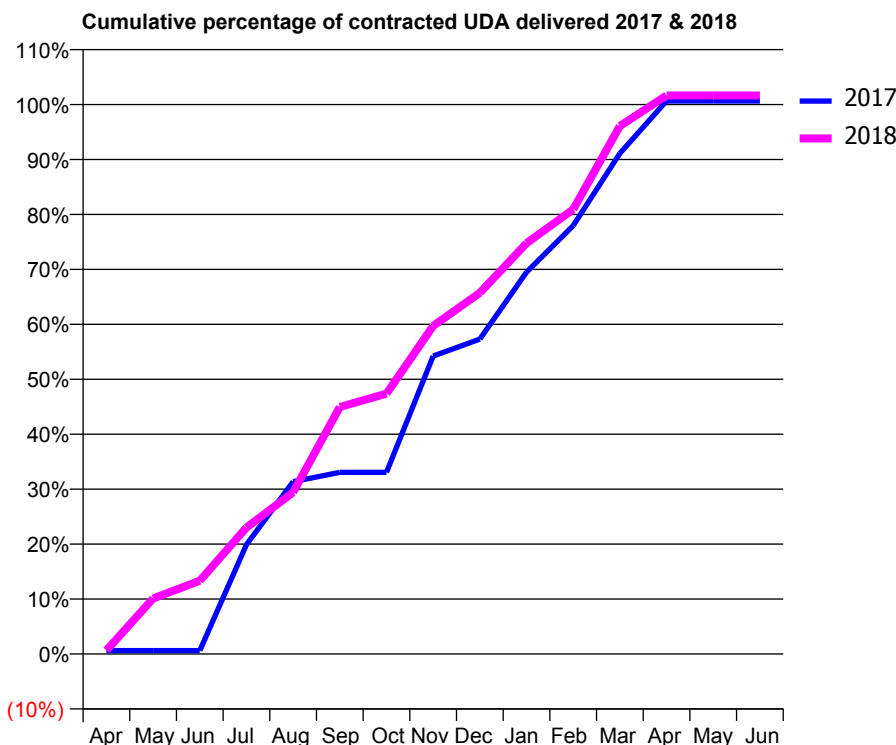
17/18 Contracted general activity (UDA)	1,920
Carry forward general activity (UDA)	-13
17/18 Contracted orthodontic activity (UOA)	0
Carry forward orthodontic activity (UOA)	0
Baseline contract value	£52,278.73

ACCESS*

Patients seen in 24 months	Total	Change since previous quarter
Quarter ending March 2017	829	
Quarter ending June 2017	835	→
Quarter ending September 2017	828	→
Quarter ending December 2017	817	↓
Quarter ending March 2018	840	↑
Variance since March 2017	1.3%	→



ACTIVITY



Month	Adjusted Scheduled Activity (UDA)	
	2017	2018
April	12	13
May	12	194
June	12	256
July	382	442
August	602	565
September	635	863
October	635	910
November	1,041	1,146
December	1,100	1,262
January	1,334	1,435
February	1,497	1,554
March	1,749	1,845
April	1,932	1,952
May	1,932	1,952
June	1,932	1,952

QUALITY

	Quantity	Base Number	Contract	AT	Region	England
% of FP17s for the same patient ID Re-attending within 3 months - Children	48	762	6.3%	11.7%	11.5%	11.9%
% of FP17s for the same patient ID Re-attending within 3 months - Adults	12	233	5.2%	16.6%	15.9%	16.0%
% of FP17s for the same patient ID Re-attending between 3 & 9 months - Children	409	762	53.7%	55.4%	60.6%	58.3%
% of FP17s for the same patient ID Re-attending between 3 & 9 months - Adults	66	233	28.3%	48.4%	51.6%	50.3%
% of FP17s for Band 1 Urgent Courses	158	971	16.3%	10.5%	9.5%	9.1%
% of FP17s Relating to Free Repair or Replacements	1	971	0.1%	0.6%	0.7%	0.8%
% of FP17s Relating to Continuations	14	971	1.4%	0.8%	1.0%	1.0%
% of Patients satisfied with the dentistry they have received	2	2	N/A	91.2%	92.0%	91.5%
% of Patients satisfied with the time they had to wait for an appointment	2	2	N/A	87.2%	88.1%	87.9%

* This is based on patients treated on this contract for their most recent course of treatment. Figures in italics indicate the base number of FP17s or Patient Questionnaire responses are less than 100. N/A is shown where the base number of responses is less than 10 during the period. % is calculated as Quantity/Base number*100

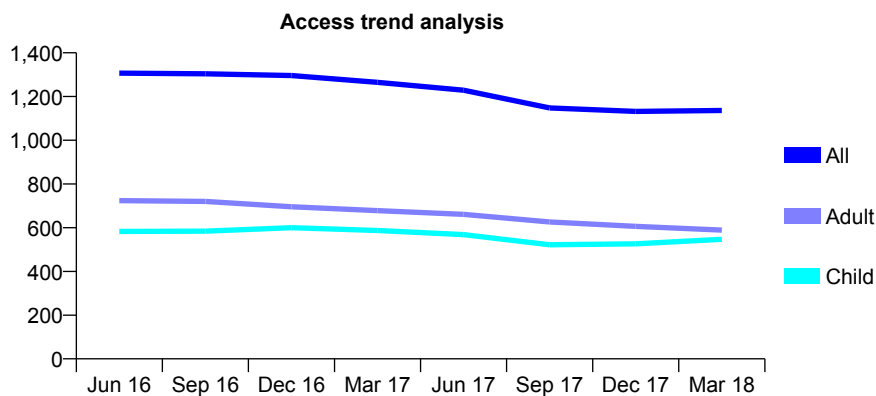
Q67 - Vital Signs At a Glance Contract Report for 933961/0001 - Year end March 2018

Name or company name	MRS M CHADHA
Contract type name	GDS Contract
Purpose of contract	General
Contract start date	01/04/2006
Contract end date	

17/18 Contracted general activity (UDA)	4,072
Carry forward general activity (UDA)	119
17/18 Contracted orthodontic activity (UOA)	0
Carry forward orthodontic activity (UOA)	0
Baseline contract value	£104,714.69

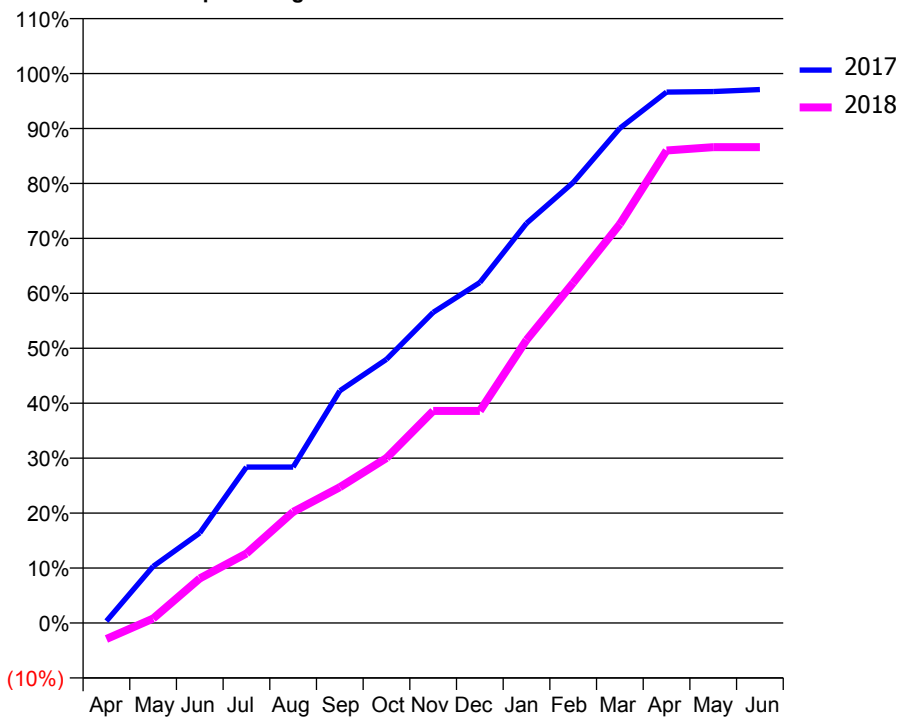
ACCESS*

Patients seen in 24 months	Total	Change since previous quarter
Quarter ending March 2017	1,265	
Quarter ending June 2017	1,229	↓
Quarter ending September 2017	1,148	↓
Quarter ending December 2017	1,132	↓
Quarter ending March 2018	1,136	→
Variance since March 2017	(10.2%)	↓



ACTIVITY

Cumulative percentage of contracted UDA delivered 2017 & 2018



Month	Adjusted Scheduled Activity (UDA)	
	2017	2018
April	14	-119
May	419	33
June	667	331
July	1,156	516
August	1,156	823
September	1,721	1,006
October	1,954	1,223
November	2,302	1,572
December	2,523	1,572
January	2,962	2,097
February	3,264	2,521
March	3,667	2,956
April	3,934	3,501
May	3,938	3,526
June	3,953	3,526

QUALITY

	Quantity	Base Number	Contract	AT	Region	England
% of FP17s for the same patient ID Re-attending within 3 months - Children	52	765	6.8%	11.7%	11.5%	11.9%
% of FP17s for the same patient ID Re-attending within 3 months - Adults	138	849	16.3%	16.6%	15.9%	16.0%
% of FP17s for the same patient ID Re-attending between 3 & 9 months - Children	463	765	60.5%	55.4%	60.6%	58.3%
% of FP17s for the same patient ID Re-attending between 3 & 9 months - Adults	547	849	64.4%	48.4%	51.6%	50.3%
% of FP17s for Band 1 Urgent Courses	152	1,724	8.8%	10.5%	9.5%	9.1%
% of FP17s Relating to Free Repair or Replacements	0	1,724	0.0%	0.6%	0.7%	0.8%
% of FP17s Relating to Continuations	2	1,724	0.1%	0.8%	1.0%	1.0%
% of Patients satisfied with the dentistry they have received	3	3	N/A	91.2%	92.0%	91.5%
% of Patients satisfied with the time they had to wait for an appointment	3	3	N/A	87.2%	88.1%	87.9%

* This is based on patients treated on this contract for their most recent course of treatment. Figures in italics indicate the base number of FP17s or Patient Questionnaire responses are less than 100. N/A is shown where the base number of responses is less than 10 during the period. % is calculated as Quantity/Base number*100

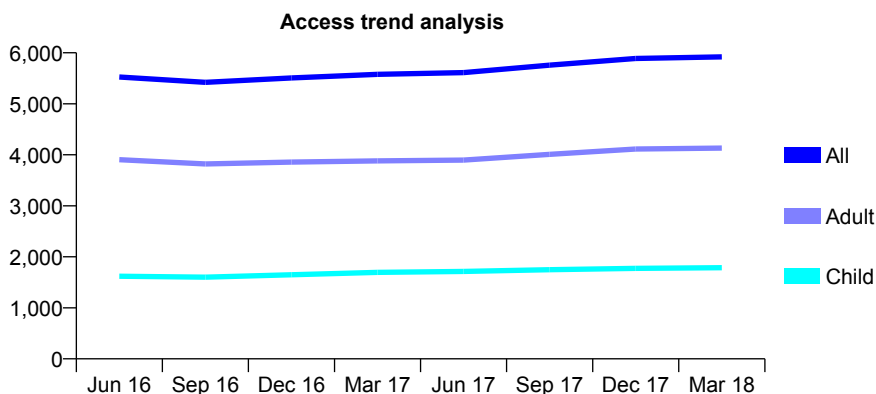
Q67 - Vital Signs At a Glance Contract Report for 934887/0002 - Year end March 2018

Name or company name	MR R NATH
Contract type name	GDS Contract
Purpose of contract	General
Contract start date	01/12/2008
Contract end date	

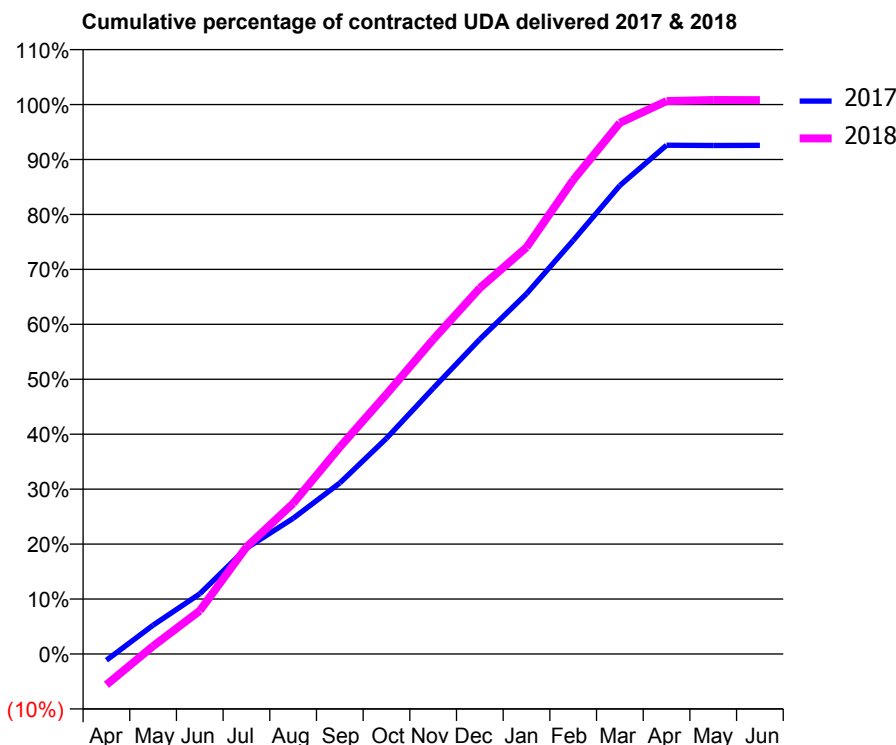
17/18 Contracted general activity (UDA)	15,757
Carry forward general activity (UDA)	1,172
17/18 Contracted orthodontic activity (UOA)	0
Carry forward orthodontic activity (UOA)	0
Baseline contract value	£505,267.56

ACCESS*

Patients seen in 24 months	Total	Change since previous quarter
Quarter ending March 2017	5,577	
Quarter ending June 2017	5,612	→
Quarter ending September 2017	5,757	↑
Quarter ending December 2017	5,888	↑
Quarter ending March 2018	5,919	→
Variance since March 2017	6.1%	↑



ACTIVITY



Month	Adjusted Scheduled Activity (UDA)	
	2017	2018
April	-182	-885
May	828	229
June	1,728	1,241
July	3,034	3,068
August	3,889	4,317
September	4,905	5,933
October	6,186	7,450
November	7,620	9,019
December	9,025	10,493
January	10,329	11,659
February	11,858	13,591
March	13,436	15,233
April	14,589	15,856
May	14,580	15,885
June	14,585	15,883

QUALITY

	Quantity	Base Number	Contract	AT	Region	England
% of FP17s for the same patient ID Re-attending within 3 months - Children	210	2,272	9.2%	11.7%	11.5%	11.9%
% of FP17s for the same patient ID Re-attending within 3 months - Adults	763	4,648	16.4%	16.6%	15.9%	16.0%
% of FP17s for the same patient ID Re-attending between 3 & 9 months - Children	936	2,272	41.2%	55.4%	60.6%	58.3%
% of FP17s for the same patient ID Re-attending between 3 & 9 months - Adults	1,339	4,648	28.8%	48.4%	51.6%	50.3%
% of FP17s for Band 1 Urgent Courses	1,104	6,154	17.9%	10.5%	9.5%	9.1%
% of FP17s Relating to Free Repair or Replacements	32	6,154	0.5%	0.6%	0.7%	0.8%
% of FP17s Relating to Continuations	21	6,154	0.3%	0.8%	1.0%	1.0%
% of Patients satisfied with the dentistry they have received	3	3	N/A	91.2%	92.0%	91.5%
% of Patients satisfied with the time they had to wait for an appointment	3	3	N/A	87.2%	88.1%	87.9%

* This is based on patients treated on this contract for their most recent course of treatment. Figures in italics indicate the base number of FP17s or Patient Questionnaire responses are less than 100. N/A is shown where the base number of responses is less than 10 during the period. % is calculated as Quantity/Base number*100

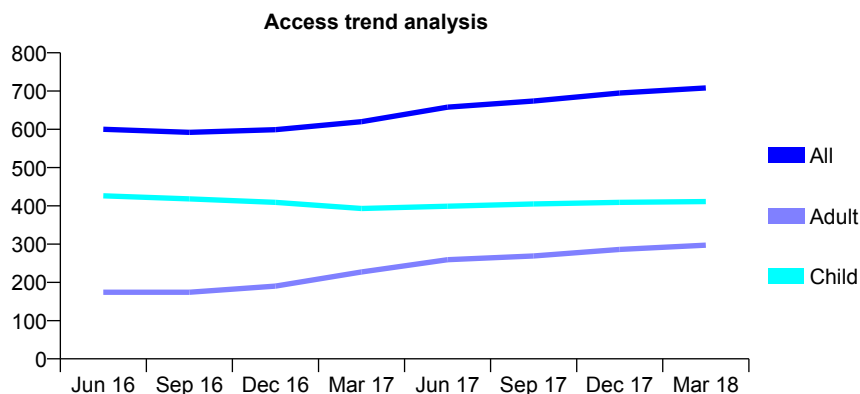
Q67 - Vital Signs At a Glance Contract Report for 937363/0003 - Year end March 2018

Name or company name	Chestfield Dental Practice
Contract type name	GDS Contract
Purpose of contract	General and Orthodontic
Contract start date	01/04/2006
Contract end date	

17/18 Contracted general activity (UDA)	2,160
Carry forward general activity (UDA)	0
17/18 Contracted orthodontic activity (UOA)	0
Carry forward orthodontic activity (UOA)	0
Baseline contract value	£49,101.07

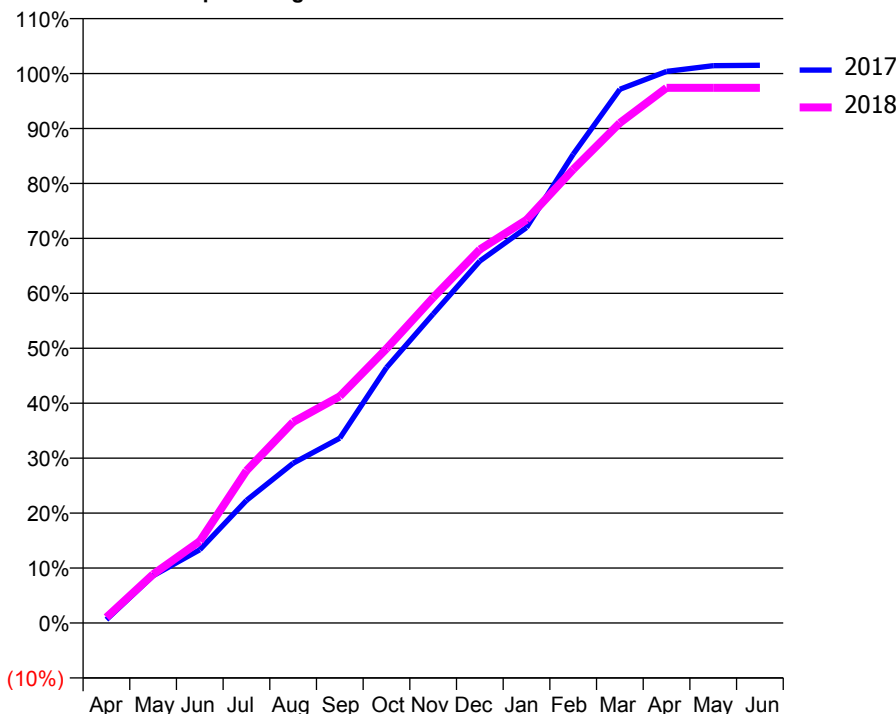
ACCESS*

Patients seen in 24 months	Total	Change since previous quarter
Quarter ending March 2017	620	
Quarter ending June 2017	658	↑
Quarter ending September 2017	674	↑
Quarter ending December 2017	695	↑
Quarter ending March 2018	708	→
Variance since March 2017	14.2%	↑



ACTIVITY

Cumulative percentage of contracted UDA delivered 2017 & 2018



Month	Adjusted Scheduled Activity (UDA)	
	2017	2018
April	10	22
May	140	192
June	217	321
July	364	599
August	474	790
September	549	892
October	758	1,079
November	917	1,279
December	1,074	1,468
January	1,173	1,585
February	1,391	1,783
March	1,583	1,966
April	1,636	2,104
May	1,653	2,104
June	1,654	2,104

QUALITY

	Quantity	Base Number	Contract	AT	Region	England
% of FP17s for the same patient ID Re-attending within 3 months - Children	52	648	8.0%	11.7%	11.5%	11.9%
% of FP17s for the same patient ID Re-attending within 3 months - Adults	98	427	23.0%	16.6%	15.9%	16.0%
% of FP17s for the same patient ID Re-attending between 3 & 9 months - Children	375	648	57.9%	55.4%	60.6%	58.3%
% of FP17s for the same patient ID Re-attending between 3 & 9 months - Adults	186	427	43.6%	48.4%	51.6%	50.3%
% of FP17s for Band 1 Urgent Courses	114	1,096	10.4%	10.5%	9.5%	9.1%
% of FP17s Relating to Free Repair or Replacements	0	1,096	0.0%	0.6%	0.7%	0.8%
% of FP17s Relating to Continuations	11	1,096	1.0%	0.8%	1.0%	1.0%
% of Patients satisfied with the dentistry they have received	1	1	N/A	91.2%	92.0%	91.5%
% of Patients satisfied with the time they had to wait for an appointment	1	1	N/A	87.2%	88.1%	87.9%

* This is based on patients treated on this contract for their most recent course of treatment. Figures in italics indicate the base number of FP17s or Patient Questionnaire responses are less than 100. N/A is shown where the base number of responses is less than 10 during the period. % is calculated as Quantity/Base number*100

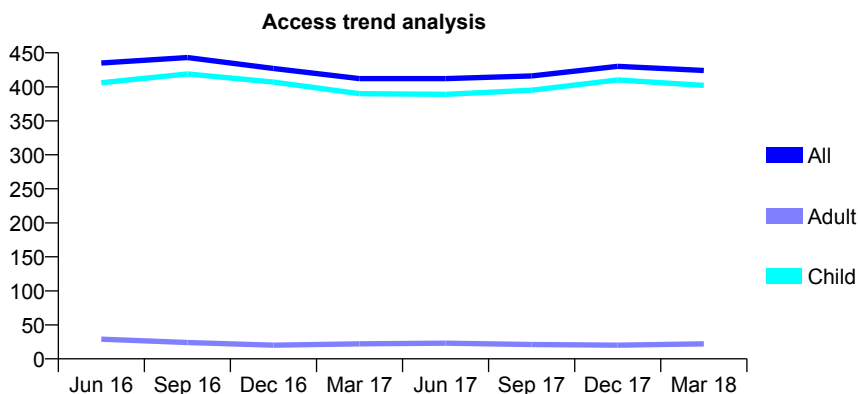
Q67 - Vital Signs At a Glance Contract Report for 946575/0001 - Year end March 2018

Name or company name	MR KO ONANUGA
Contract type name	GDS Contract
Purpose of contract	General
Contract start date	03/12/2007
Contract end date	

17/18 Contracted general activity (UDA)	707
Carry forward general activity (UDA)	-15
17/18 Contracted orthodontic activity (UOA)	0
Carry forward orthodontic activity (UOA)	0
Baseline contract value	£20,227.08

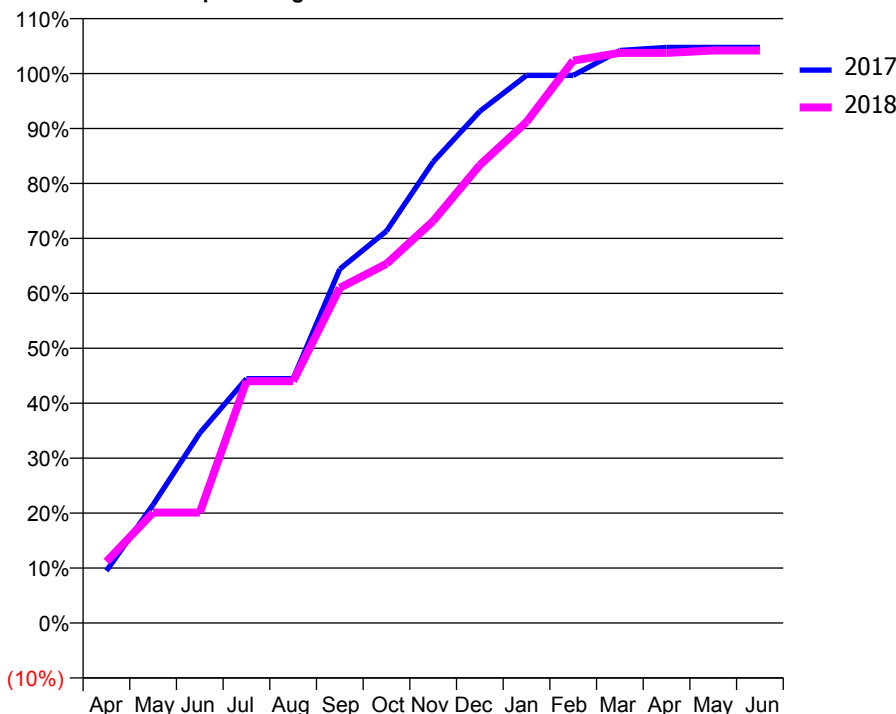
ACCESS*

Patients seen in 24 months	Total	Change since previous quarter
Quarter ending March 2017	412	
Quarter ending June 2017	412	→
Quarter ending September 2017	416	→
Quarter ending December 2017	430	↑
Quarter ending March 2018	424	↓
Variance since March 2017	2.9%	↑



ACTIVITY

Cumulative percentage of contracted UDA delivered 2017 & 2018



Adjusted Scheduled Activity (UDA)

Month	2017	2018
April	67	79
May	152	142
June	244	142
July	314	311
August	314	311
September	455	431
October	504	462
November	593	517
December	658	589
January	705	645
February	705	724
March	737	734
April	741	734
May	741	737
June	741	737

QUALITY

	Quantity	Base Number	Contract	AT	Region	England
% of FP17s for the same patient ID Re-attending within 3 months - Children	17	501	3.4%	11.7%	11.5%	11.9%
% of FP17s for the same patient ID Re-attending within 3 months - Adults	0	6	0.0%	16.6%	15.9%	16.0%
% of FP17s for the same patient ID Re-attending between 3 & 9 months - Children	281	501	56.1%	55.4%	60.6%	58.3%
% of FP17s for the same patient ID Re-attending between 3 & 9 months - Adults	4	6	66.7%	48.4%	51.6%	50.3%
% of FP17s for Band 1 Urgent Courses	3	506	0.6%	10.5%	9.5%	9.1%
% of FP17s Relating to Free Repair or Replacements	0	506	0.0%	0.6%	0.7%	0.8%
% of FP17s Relating to Continuations	0	506	0.0%	0.8%	1.0%	1.0%
% of Patients satisfied with the dentistry they have received	0	0	N/A	91.2%	92.0%	91.5%
% of Patients satisfied with the time they had to wait for an appointment	0	0	N/A	87.2%	88.1%	87.9%

* This is based on patients treated on this contract for their most recent course of treatment. Figures in italics indicate the base number of FP17s or Patient Questionnaire responses are less than 100. N/A is shown where the base number of responses is less than 10 during the period. % is calculated as Quantity/Base number*100

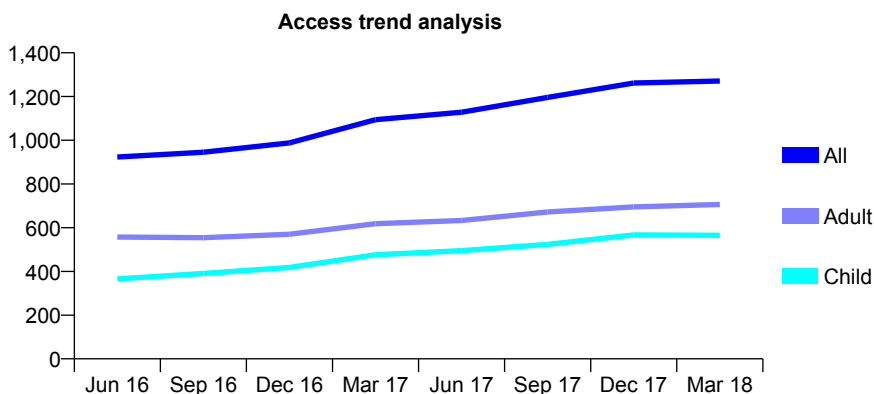
Q67 - Vital Signs At a Glance Contract Report for 952869/0001 - Year end March 2018

Name or company name	Maeve Logue
Contract type name	GDS Contract
Purpose of contract	General
Contract start date	01/04/2006
Contract end date	

17/18 Contracted general activity (UDA)	3,624
Carry forward general activity (UDA)	-27
17/18 Contracted orthodontic activity (UOA)	0
Carry forward orthodontic activity (UOA)	0
Baseline contract value	£89,618.37

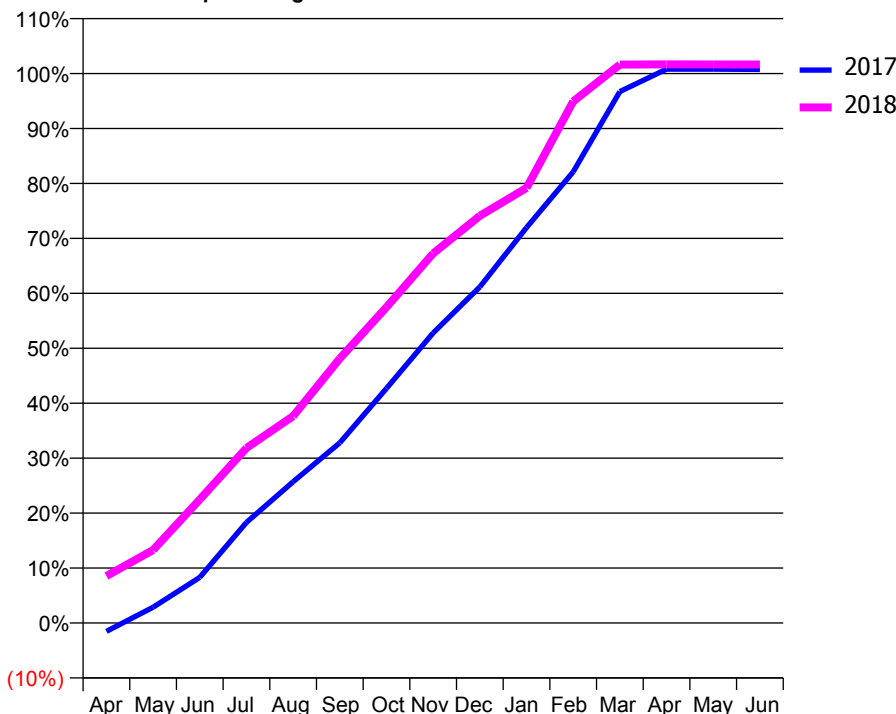
ACCESS*

Patients seen in 24 months	Total	Change since previous quarter
Quarter ending March 2017	1,094	
Quarter ending June 2017	1,128	↑
Quarter ending September 2017	1,196	↑
Quarter ending December 2017	1,262	↑
Quarter ending March 2018	1,271	→
Variance since March 2017	16.2%	↑



ACTIVITY

Cumulative percentage of contracted UDA delivered 2017 & 2018



Month	Adjusted Scheduled Activity (UDA)	
	2017	2018
April	-56	310
May	104	482
June	302	815
July	663	1,154
August	932	1,365
September	1,188	1,744
October	1,547	2,083
November	1,913	2,437
December	2,217	2,686
January	2,608	2,869
February	2,976	3,440
March	3,505	3,683
April	3,653	3,685
May	3,653	3,684
June	3,651	3,684

QUALITY

	Quantity	Base Number	Contract	AT	Region	England
% of FP17s for the same patient ID Re-attending within 3 months - Children	135	966	14.0%	11.7%	11.5%	11.9%
% of FP17s for the same patient ID Re-attending within 3 months - Adults	179	928	19.3%	16.6%	15.9%	16.0%
% of FP17s for the same patient ID Re-attending between 3 & 9 months - Children	479	966	49.6%	55.4%	60.6%	58.3%
% of FP17s for the same patient ID Re-attending between 3 & 9 months - Adults	420	928	45.3%	48.4%	51.6%	50.3%
% of FP17s for Band 1 Urgent Courses	289	1,837	15.7%	10.5%	9.5%	9.1%
% of FP17s Relating to Free Repair or Replacements	4	1,837	0.2%	0.6%	0.7%	0.8%
% of FP17s Relating to Continuations	9	1,837	0.5%	0.8%	1.0%	1.0%
% of Patients satisfied with the dentistry they have received	0	1	N/A	91.2%	92.0%	91.5%
% of Patients satisfied with the time they had to wait for an appointment	1	1	N/A	87.2%	88.1%	87.9%

* This is based on patients treated on this contract for their most recent course of treatment. Figures in italics indicate the base number of FP17s or Patient Questionnaire responses are less than 100. N/A is shown where the base number of responses is less than 10 during the period. % is calculated as Quantity/Base number*100

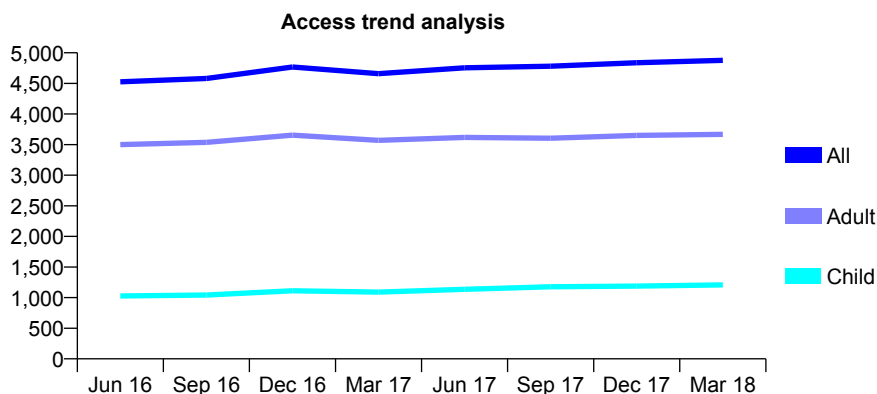
Q67 - Vital Signs At a Glance Contract Report for 953245/0001 - Year end March 2018

Name or company name	MISS SR PHOTAY
Contract type name	GDS Contract
Purpose of contract	General
Contract start date	01/04/2012
Contract end date	

17/18 Contracted general activity (UDA)	11,840
Carry forward general activity (UDA)	-237
17/18 Contracted orthodontic activity (UOA)	0
Carry forward orthodontic activity (UOA)	0
Baseline contract value	£377,522.61

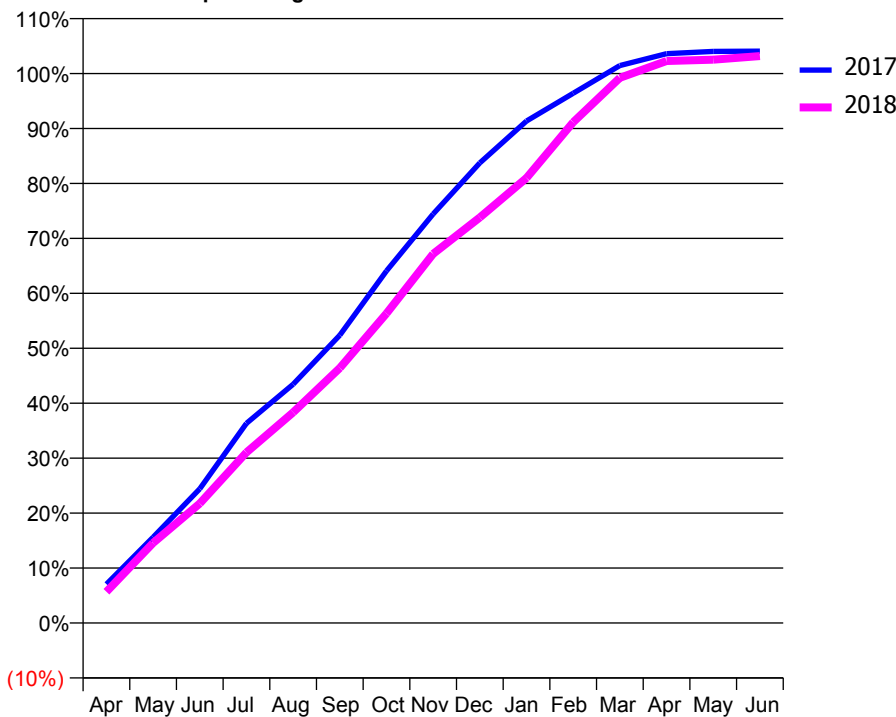
ACCESS*

Patients seen in 24 months	Total	Change since previous quarter
Quarter ending March 2017	4,659	
Quarter ending June 2017	4,754	↑
Quarter ending September 2017	4,782	→
Quarter ending December 2017	4,838	→
Quarter ending March 2018	4,876	→
Variance since March 2017	4.7%	↑



ACTIVITY

Cumulative percentage of contracted UDA delivered 2017 & 2018



Month	Adjusted Scheduled Activity (UDA)	
	2017	2018
April	838	675
May	1,850	1,724
June	2,892	2,575
July	4,304	3,677
August	5,144	4,537
September	6,203	5,496
October	7,586	6,670
November	8,813	7,955
December	9,913	8,738
January	10,816	9,588
February	11,413	10,791
March	12,012	11,748
April	12,267	12,110
May	12,316	12,137
June	12,322	12,214

QUALITY

	Quantity	Base Number	Contract	AT	Region	England
% of FP17s for the same patient ID Re-attending within 3 months - Children	136	1,630	8.3%	11.7%	11.5%	11.9%
% of FP17s for the same patient ID Re-attending within 3 months - Adults	722	4,511	16.0%	16.6%	15.9%	16.0%
% of FP17s for the same patient ID Re-attending between 3 & 9 months - Children	695	1,630	42.6%	55.4%	60.6%	58.3%
% of FP17s for the same patient ID Re-attending between 3 & 9 months - Adults	1,895	4,511	42.0%	48.4%	51.6%	50.3%
% of FP17s for Band 1 Urgent Courses	864	5,422	15.9%	10.5%	9.5%	9.1%
% of FP17s Relating to Free Repair or Replacements	0	5,422	0.0%	0.6%	0.7%	0.8%
% of FP17s Relating to Continuations	21	5,422	0.4%	0.8%	1.0%	1.0%
% of Patients satisfied with the dentistry they have received	5	5	N/A	91.2%	92.0%	91.5%
% of Patients satisfied with the time they had to wait for an appointment	3	5	N/A	87.2%	88.1%	87.9%

* This is based on patients treated on this contract for their most recent course of treatment. Figures in italics indicate the base number of FP17s or Patient Questionnaire responses are less than 100. N/A is shown where the base number of responses is less than 10 during the period. % is calculated as Quantity/Base number*100

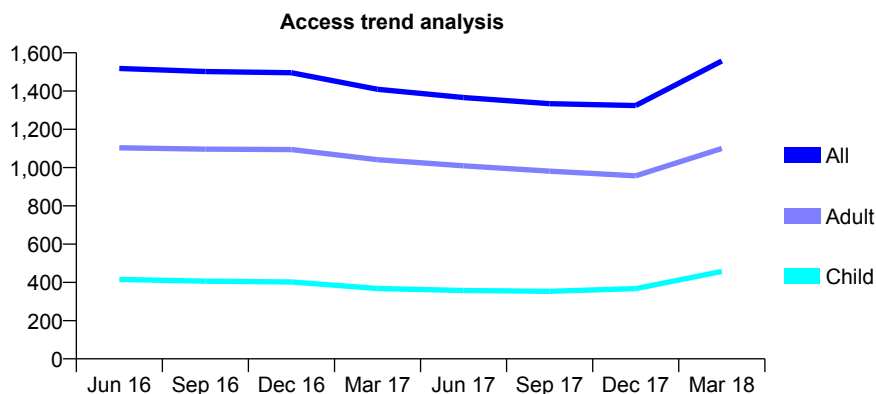
Q67 - Vital Signs At a Glance Contract Report for 961094/0001 - Year end March 2018

Name or company name	MISS M FRAGGEDAKI
Contract type name	GDS Contract
Purpose of contract	General
Contract start date	01/04/2006
Contract end date	

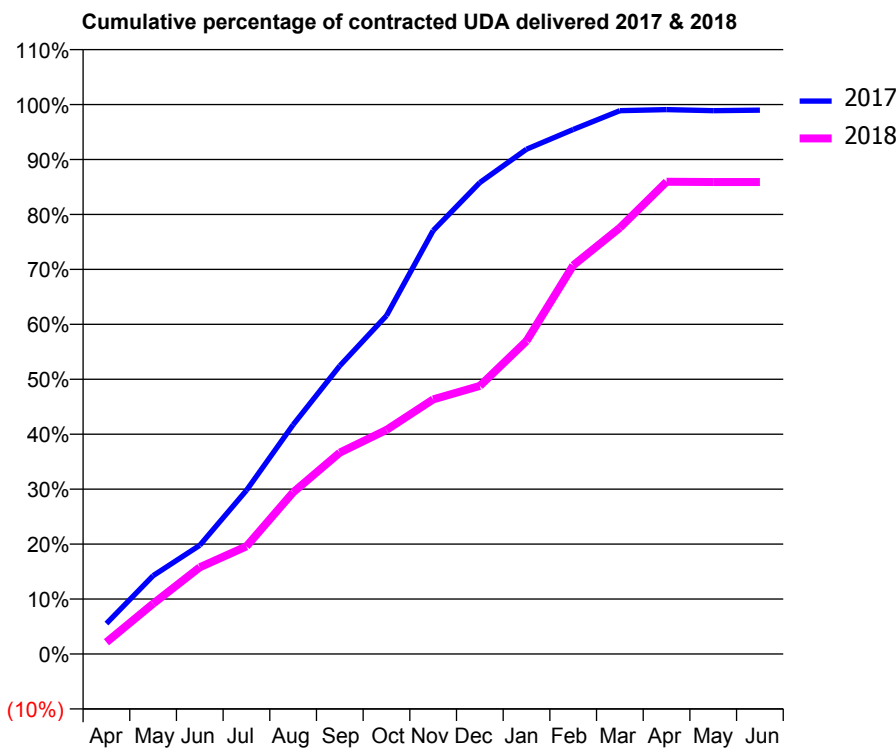
17/18 Contracted general activity (UDA)	4,938
Carry forward general activity (UDA)	51
17/18 Contracted orthodontic activity (UOA)	0
Carry forward orthodontic activity (UOA)	0
Baseline contract value	£122,112.43

ACCESS*

Patients seen in 24 months	Total	Change since previous quarter
Quarter ending March 2017	1,409	
Quarter ending June 2017	1,366	↓
Quarter ending September 2017	1,334	↓
Quarter ending December 2017	1,324	→
Quarter ending March 2018	1,557	↑
Variance since March 2017	10.5%	↑



ACTIVITY



Month	Adjusted Scheduled Activity (UDA)	
	2017	2018
April	273	107
May	705	452
June	978	780
July	1,470	968
August	2,061	1,453
September	2,590	1,810
October	3,041	2,013
November	3,805	2,288
December	4,237	2,410
January	4,536	2,813
February	4,714	3,493
March	4,883	3,830
April	4,892	4,244
May	4,883	4,241
June	4,887	4,241

QUALITY

	Quantity	Base Number	Contract	AT	Region	England
% of FP17s for the same patient ID Re-attending within 3 months - Children	36	644	5.6%	11.7%	11.5%	11.9%
% of FP17s for the same patient ID Re-attending within 3 months - Adults	115	1,429	8.0%	16.6%	15.9%	16.0%
% of FP17s for the same patient ID Re-attending between 3 & 9 months - Children	362	644	56.2%	55.4%	60.6%	58.3%
% of FP17s for the same patient ID Re-attending between 3 & 9 months - Adults	689	1,429	48.2%	48.4%	51.6%	50.3%
% of FP17s for Band 1 Urgent Courses	91	2,238	4.1%	10.5%	9.5%	9.1%
% of FP17s Relating to Free Repair or Replacements	15	2,238	0.7%	0.6%	0.7%	0.8%
% of FP17s Relating to Continuations	6	2,238	0.3%	0.8%	1.0%	1.0%
% of Patients satisfied with the dentistry they have received	8	9	N/A	91.2%	92.0%	91.5%
% of Patients satisfied with the time they had to wait for an appointment	9	9	N/A	87.2%	88.1%	87.9%

* This is based on patients treated on this contract for their most recent course of treatment. Figures in italics indicate the base number of FP17s or Patient Questionnaire responses are less than 100. N/A is shown where the base number of responses is less than 10 during the period. % is calculated as Quantity/Base number*100

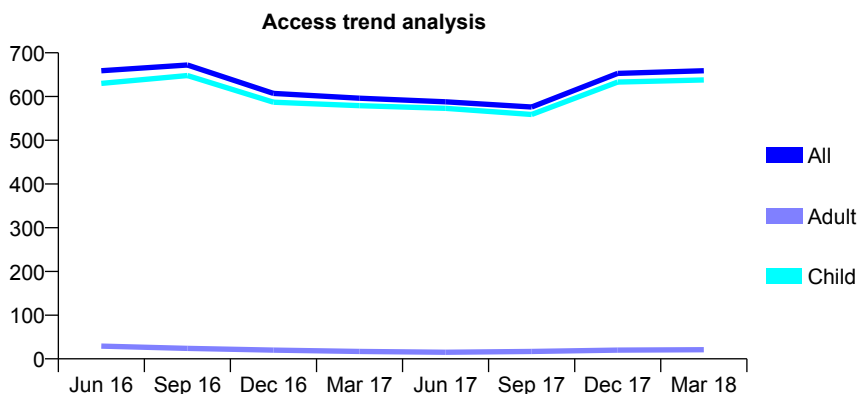
Q67 - Vital Signs At a Glance Contract Report for 961094/0002 - Year end March 2018

Name or company name	Riverhead Dental Practice
Contract type name	GDS Contract
Purpose of contract	General
Contract start date	17/12/2006
Contract end date	

17/18 Contracted general activity (UDA)	770
Carry forward general activity (UDA)	0
17/18 Contracted orthodontic activity (UOA)	0
Carry forward orthodontic activity (UOA)	0
Baseline contract value	£19,041.43

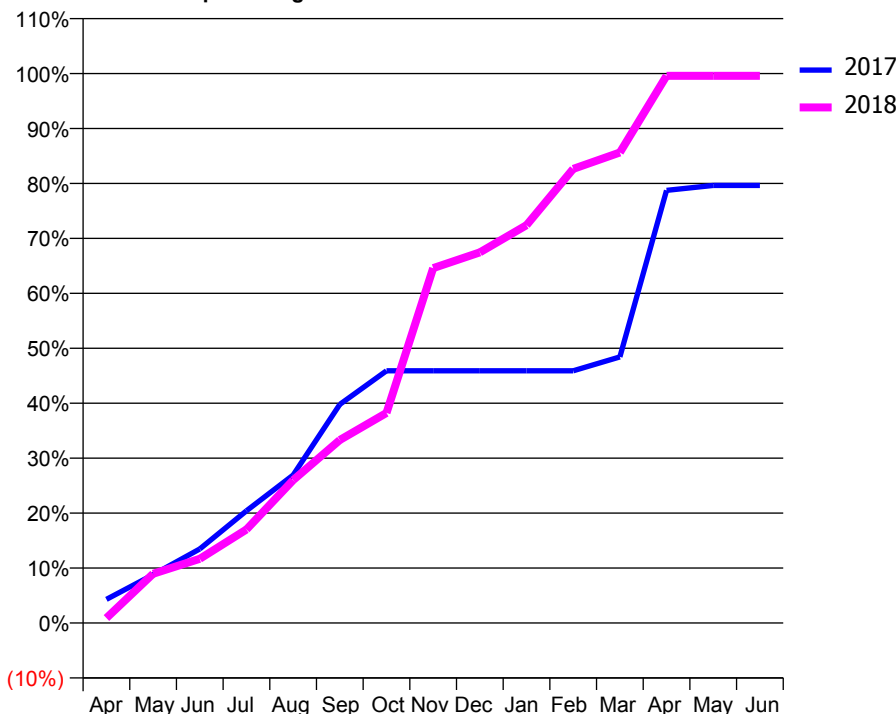
ACCESS*

Patients seen in 24 months	Total	Change since previous quarter
Quarter ending March 2017	596	
Quarter ending June 2017	588	↓
Quarter ending September 2017	576	↓
Quarter ending December 2017	653	↑
Quarter ending March 2018	659	→
Variance since March 2017	10.6%	↑



ACTIVITY

Cumulative percentage of contracted UDA delivered 2017 & 2018



Month	Adjusted Scheduled Activity (UDA)	
	2017	2018
April	33	7
May	68	69
June	104	90
July	157	131
August	207	200
September	306	256
October	353	294
November	353	497
December	353	519
January	353	557
February	353	636
March	373	659
April	606	767
May	613	767
June	613	767

QUALITY

	Quantity	Base Number	Contract	AT	Region	England
% of FP17s for the same patient ID Re-attending within 3 months - Children	30	707	4.2%	11.7%	11.5%	11.9%
% of FP17s for the same patient ID Re-attending within 3 months - Adults	0	0	N/A	16.6%	15.9%	16.0%
% of FP17s for the same patient ID Re-attending between 3 & 9 months - Children	156	707	22.1%	55.4%	60.6%	58.3%
% of FP17s for the same patient ID Re-attending between 3 & 9 months - Adults	0	0	N/A	48.4%	51.6%	50.3%
% of FP17s for Band 1 Urgent Courses	4	576	0.7%	10.5%	9.5%	9.1%
% of FP17s Relating to Free Repair or Replacements	0	576	0.0%	0.6%	0.7%	0.8%
% of FP17s Relating to Continuations	0	576	0.0%	0.8%	1.0%	1.0%
% of Patients satisfied with the dentistry they have received	2	2	N/A	91.2%	92.0%	91.5%
% of Patients satisfied with the time they had to wait for an appointment	1	2	N/A	87.2%	88.1%	87.9%

* This is based on patients treated on this contract for their most recent course of treatment. Figures in italics indicate the base number of FP17s or Patient Questionnaire responses are less than 100. N/A is shown where the base number of responses is less than 10 during the period. % is calculated as Quantity/Base number*100

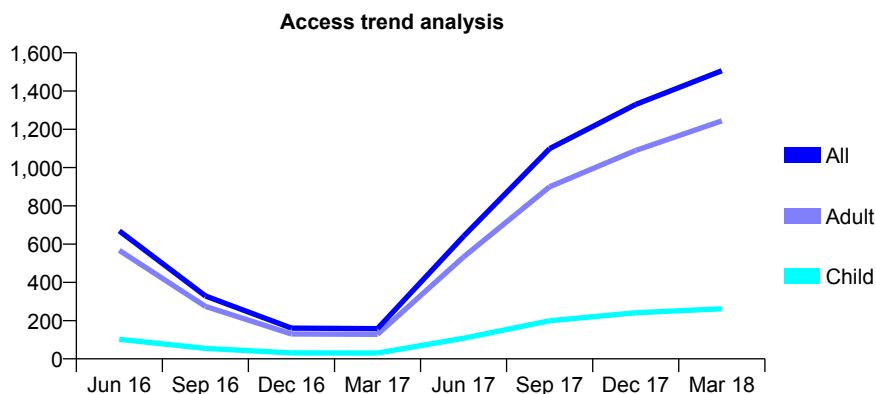
Q67 - Vital Signs At a Glance Contract Report for 963704/0001 - Year end March 2018

Name or company name	MRS MS OPIE
Contract type name	GDS Contract
Purpose of contract	General
Contract start date	01/04/2006
Contract end date	

17/18 Contracted general activity (UDA)	5,820
Carry forward general activity (UDA)	0
17/18 Contracted orthodontic activity (UOA)	0
Carry forward orthodontic activity (UOA)	0
Baseline contract value	£130,821.90

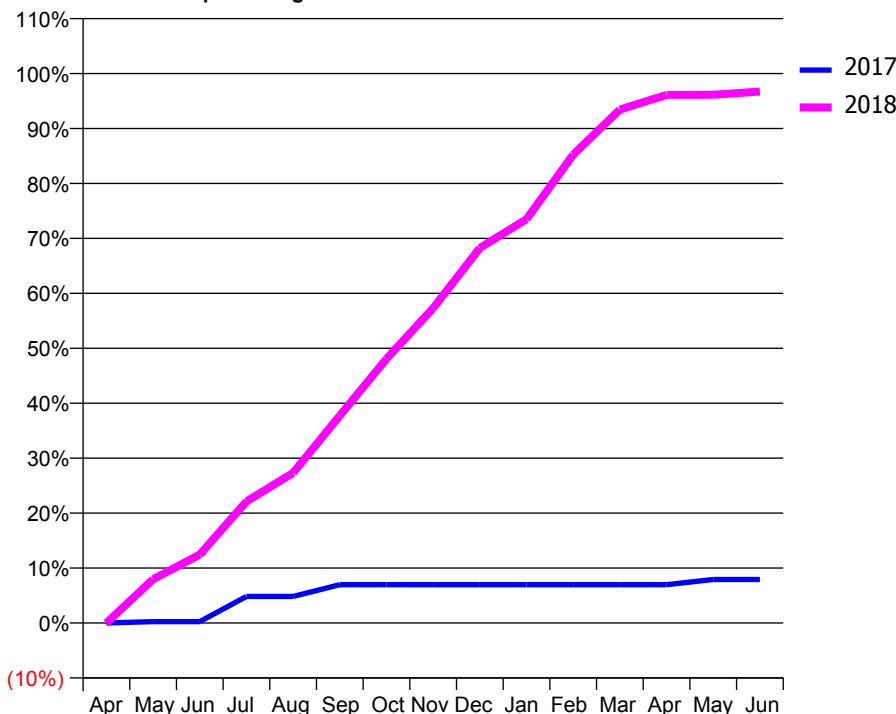
ACCESS*

Patients seen in 24 months	Total	Change since previous quarter
Quarter ending March 2017	158	
Quarter ending June 2017	641	↑
Quarter ending September 2017	1,099	↑
Quarter ending December 2017	1,330	↑
Quarter ending March 2018	1,506	↑
Variance since March 2017	853.2%	↑



ACTIVITY

Cumulative percentage of contracted UDA delivered 2017 & 2018



Month	Adjusted Scheduled Activity (UDA)	
	2017	2018
April	0	0
May	17	463
June	17	725
July	325	1,287
August	325	1,591
September	470	2,196
October	470	2,799
November	470	3,336
December	470	3,972
January	470	4,277
February	470	4,961
March	470	5,439
April	470	5,593
May	533	5,595
June	533	5,629

QUALITY

	Quantity	Base Number	Contract	AT	Region	England
% of FP17s for the same patient ID Re-attending within 3 months - Children	40	451	8.9%	11.7%	11.5%	11.9%
% of FP17s for the same patient ID Re-attending within 3 months - Adults	218	2,015	10.8%	16.6%	15.9%	16.0%
% of FP17s for the same patient ID Re-attending between 3 & 9 months - Children	119	451	26.4%	55.4%	60.6%	58.3%
% of FP17s for the same patient ID Re-attending between 3 & 9 months - Adults	536	2,015	26.6%	48.4%	51.6%	50.3%
% of FP17s for Band 1 Urgent Courses	136	2,488	5.5%	10.5%	9.5%	9.1%
% of FP17s Relating to Free Repair or Replacements	8	2,488	0.3%	0.6%	0.7%	0.8%
% of FP17s Relating to Continuations	20	2,488	0.8%	0.8%	1.0%	1.0%
% of Patients satisfied with the dentistry they have received	4	4	N/A	91.2%	92.0%	91.5%
% of Patients satisfied with the time they had to wait for an appointment	4	4	N/A	87.2%	88.1%	87.9%

* This is based on patients treated on this contract for their most recent course of treatment. Figures in italics indicate the base number of FP17s or Patient Questionnaire responses are less than 100. N/A is shown where the base number of responses is less than 10 during the period. % is calculated as Quantity/Base number*100

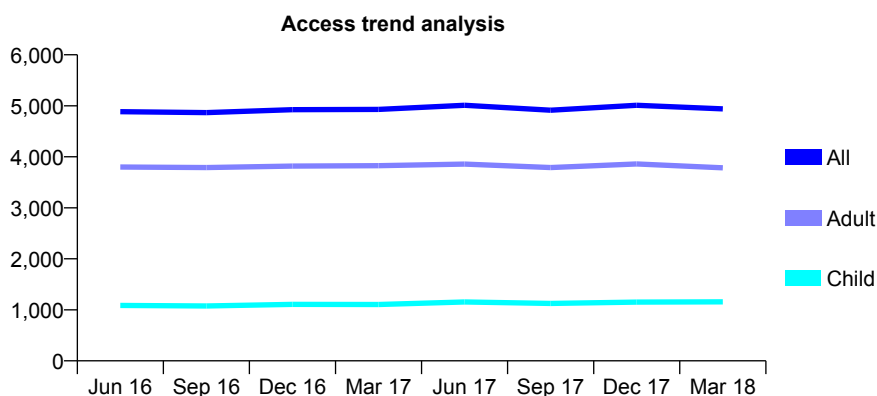
Q67 - Vital Signs At a Glance Contract Report for 963984/0001 - Year end March 2018

Name or company name	MR OB ADESANYA
Contract type name	GDS Contract
Purpose of contract	General
Contract start date	01/01/2007
Contract end date	

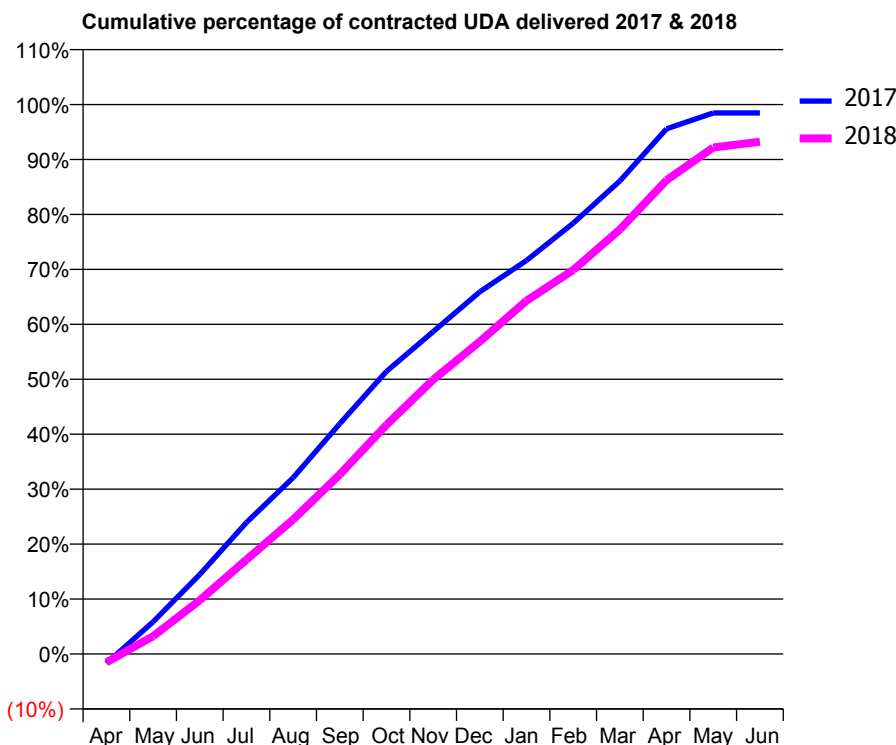
17/18 Contracted general activity (UDA)	11,562
Carry forward general activity (UDA)	178
17/18 Contracted orthodontic activity (UOA)	0
Carry forward orthodontic activity (UOA)	0
Baseline contract value	£376,126.55

ACCESS*

Patients seen in 24 months	Total	Change since previous quarter
Quarter ending March 2017	4,930	
Quarter ending June 2017	5,010	→
Quarter ending September 2017	4,915	↓
Quarter ending December 2017	5,010	→
Quarter ending March 2018	4,940	↓
Variance since March 2017	0.2%	→



ACTIVITY



Month	Adjusted Scheduled Activity (UDA)	
	2017	2018
April	-199	-178
May	678	374
June	1,673	1,131
July	2,767	1,986
August	3,710	2,829
September	4,848	3,777
October	5,946	4,823
November	6,783	5,773
December	7,621	6,574
January	8,281	7,434
February	9,063	8,080
March	9,954	8,932
April	11,051	9,969
May	11,384	10,657
June	11,384	10,778

QUALITY

	Quantity	Base Number	Contract	AT	Region	England
% of FP17s for the same patient ID Re-attending within 3 months - Children	74	1,599	4.6%	11.7%	11.5%	11.9%
% of FP17s for the same patient ID Re-attending within 3 months - Adults	758	4,623	16.4%	16.6%	15.9%	16.0%
% of FP17s for the same patient ID Re-attending between 3 & 9 months - Children	792	1,599	49.5%	55.4%	60.6%	58.3%
% of FP17s for the same patient ID Re-attending between 3 & 9 months - Adults	1,691	4,623	36.6%	48.4%	51.6%	50.3%
% of FP17s for Band 1 Urgent Courses	1,106	5,461	20.3%	10.5%	9.5%	9.1%
% of FP17s Relating to Free Repair or Replacements	1	5,461	0.0%	0.6%	0.7%	0.8%
% of FP17s Relating to Continuations	13	5,461	0.2%	0.8%	1.0%	1.0%
% of Patients satisfied with the dentistry they have received	4	5	N/A	91.2%	92.0%	91.5%
% of Patients satisfied with the time they had to wait for an appointment	4	5	N/A	87.2%	88.1%	87.9%

* This is based on patients treated on this contract for their most recent course of treatment. Figures in italics indicate the base number of FP17s or Patient Questionnaire responses are less than 100. N/A is shown where the base number of responses is less than 10 during the period. % is calculated as Quantity/Base number*100

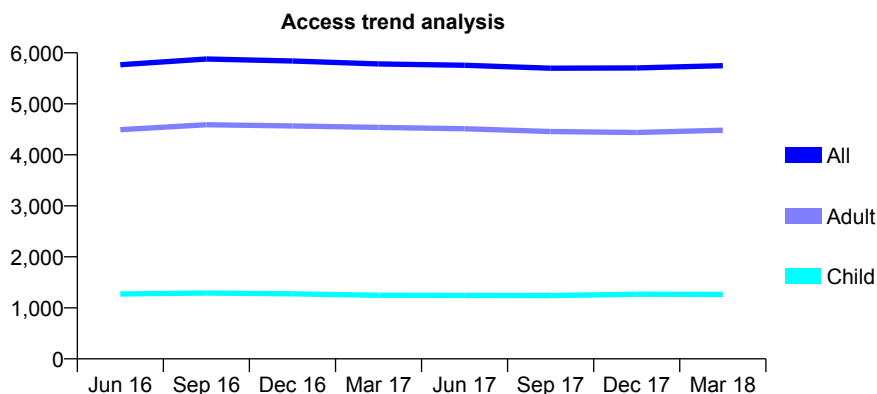
Q67 - Vital Signs At a Glance Contract Report for 966878/0001 - Year end March 2018

Name or company name	MR GS AL-QURAISHI
Contract type name	GDS Contract
Purpose of contract	General
Contract start date	01/10/2013
Contract end date	

17/18 Contracted general activity (UDA)	16,360
Carry forward general activity (UDA)	-51
17/18 Contracted orthodontic activity (UOA)	0
Carry forward orthodontic activity (UOA)	0
Baseline contract value	£367,757.26

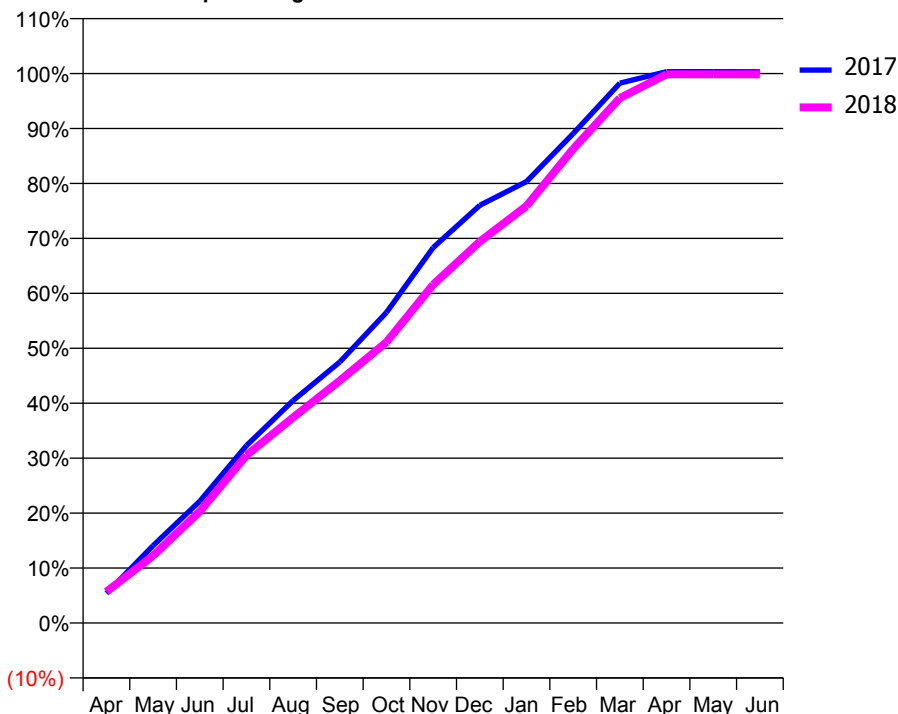
ACCESS*

Patients seen in 24 months	Total	Change since previous quarter
Quarter ending March 2017	5,783	
Quarter ending June 2017	5,755	→
Quarter ending September 2017	5,697	↓
Quarter ending December 2017	5,704	→
Quarter ending March 2018	5,747	→
Variance since March 2017	(0.6%)	→



ACTIVITY

Cumulative percentage of contracted UDA delivered 2017 & 2018



Month	Adjusted Scheduled Activity (UDA)	
	2017	2018
April	885	930
May	2,304	2,002
June	3,626	3,321
July	5,282	4,992
August	6,623	6,118
September	7,771	7,214
October	9,250	8,361
November	11,179	10,075
December	12,437	11,358
January	13,144	12,418
February	14,572	14,114
March	16,072	15,627
April	16,415	16,335
May	16,414	16,335
June	16,411	16,335

QUALITY

	Quantity	Base Number	Contract	AT	Region	England
% of FP17s for the same patient ID Re-attending within 3 months - Children	93	1,713	5.4%	11.7%	11.5%	11.9%
% of FP17s for the same patient ID Re-attending within 3 months - Adults	748	5,162	14.5%	16.6%	15.9%	16.0%
% of FP17s for the same patient ID Re-attending between 3 & 9 months - Children	928	1,713	54.2%	55.4%	60.6%	58.3%
% of FP17s for the same patient ID Re-attending between 3 & 9 months - Adults	1,721	5,162	33.3%	48.4%	51.6%	50.3%
% of FP17s for Band 1 Urgent Courses	529	6,919	7.6%	10.5%	9.5%	9.1%
% of FP17s Relating to Free Repair or Replacements	31	6,919	0.4%	0.6%	0.7%	0.8%
% of FP17s Relating to Continuations	135	6,919	2.0%	0.8%	1.0%	1.0%
% of Patients satisfied with the dentistry they have received	11	13	84.6%	91.2%	92.0%	91.5%
% of Patients satisfied with the time they had to wait for an appointment	11	13	84.6%	87.2%	88.1%	87.9%

* This is based on patients treated on this contract for their most recent course of treatment. Figures in italics indicate the base number of FP17s or Patient Questionnaire responses are less than 100. N/A is shown where the base number of responses is less than 10 during the period. % is calculated as Quantity/Base number*100

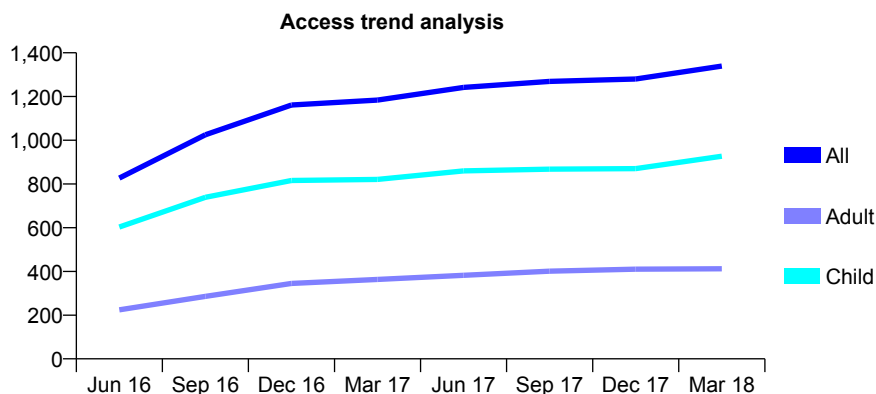
Q67 - Vital Signs At a Glance Contract Report for 999873/0001 - Year end March 2018

Name or company name	MS B Goldin
Contract type name	GDS Contract
Purpose of contract	General and Orthodontic
Contract start date	31/12/2015
Contract end date	

17/18 Contracted general activity (UDA)	2,792
Carry forward general activity (UDA)	0
17/18 Contracted orthodontic activity (UOA)	0
Carry forward orthodontic activity (UOA)	0
Baseline contract value	£63,285.94

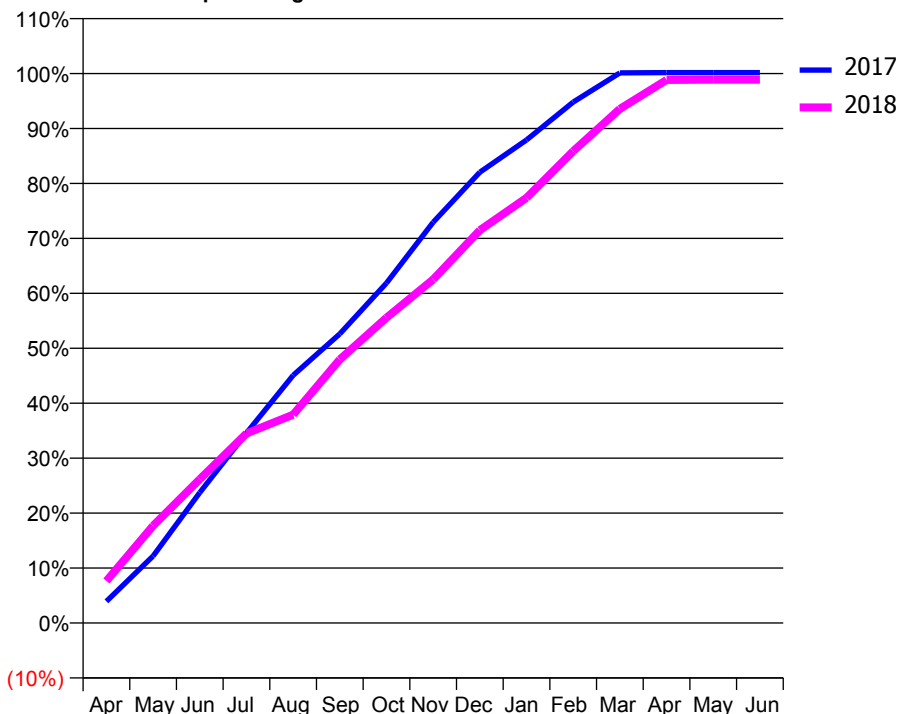
ACCESS*

Patients seen in 24 months	Total	Change since previous quarter
Quarter ending March 2017	1,184	
Quarter ending June 2017	1,242	↑
Quarter ending September 2017	1,269	↑
Quarter ending December 2017	1,280	→
Quarter ending March 2018	1,339	↑
Variance since March 2017	13.1%	↑



ACTIVITY

Cumulative percentage of contracted UDA delivered 2017 & 2018



Month	Adjusted Scheduled Activity (UDA)	
	2017	2018
April	105	214
May	325	494
June	634	730
July	922	963
August	1,202	1,059
September	1,403	1,339
October	1,650	1,551
November	1,945	1,746
December	2,188	1,995
January	2,344	2,161
February	2,528	2,397
March	2,670	2,612
April	2,671	2,759
May	2,671	2,760
June	2,671	2,760

QUALITY

	Quantity	Base Number	Contract	AT	Region	England
% of FP17s for the same patient ID Re-attending within 3 months - Children	82	1,377	6.0%	11.7%	11.5%	11.9%
% of FP17s for the same patient ID Re-attending within 3 months - Adults	85	500	17.0%	16.6%	15.9%	16.0%
% of FP17s for the same patient ID Re-attending between 3 & 9 months - Children	824	1,377	59.8%	55.4%	60.6%	58.3%
% of FP17s for the same patient ID Re-attending between 3 & 9 months - Adults	298	500	59.6%	48.4%	51.6%	50.3%
% of FP17s for Band 1 Urgent Courses	68	1,975	3.4%	10.5%	9.5%	9.1%
% of FP17s Relating to Free Repair or Replacements	0	1,975	0.0%	0.6%	0.7%	0.8%
% of FP17s Relating to Continuations	36	1,975	1.8%	0.8%	1.0%	1.0%
% of Patients satisfied with the dentistry they have received	1	1	N/A	91.2%	92.0%	91.5%
% of Patients satisfied with the time they had to wait for an appointment	1	1	N/A	87.2%	88.1%	87.9%

* This is based on patients treated on this contract for their most recent course of treatment. Figures in italics indicate the base number of FP17s or Patient Questionnaire responses are less than 100. N/A is shown where the base number of responses is less than 10 during the period. % is calculated as Quantity/Base number*100